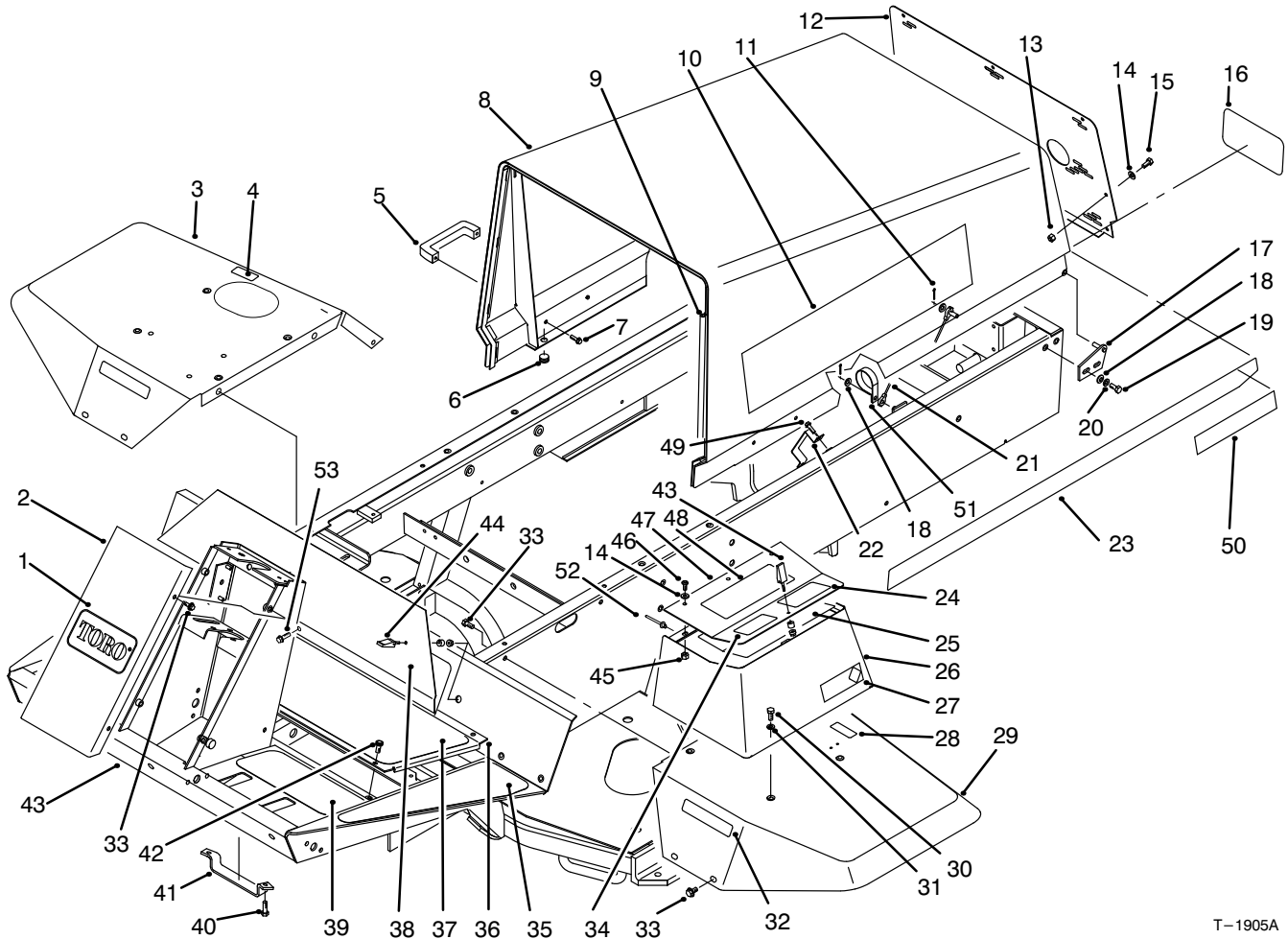




MODEL NO. 03531-50301 & UP

**PARTS  
CATALOG**

**REELMASTER® 5300D 4WD  
TRACTION UNIT**



T-1905A

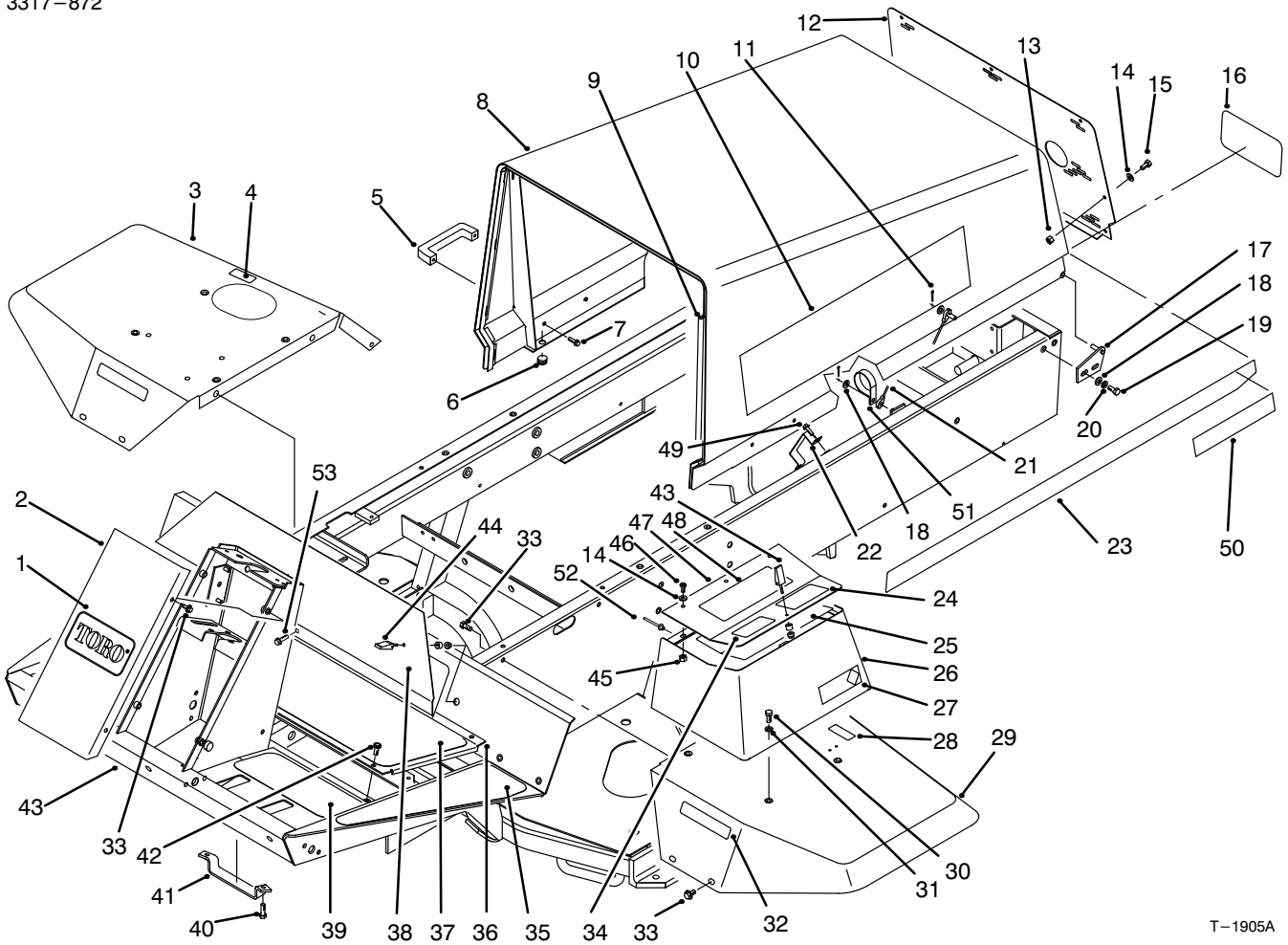
**FRAME & BODY ASSEMBLY**

Ref. No.	Part No.	Description	No. Used
1	62-5550	Decal - TORO	1
2	75-1420	Cover - Steering Tower	1
3	93-7579	Fender - R.H.	1
‡4	85-4730	Decal - Hydraulic Oil	1
4	93-6686	Decal - Hydraulic Oil (Europe)	1
5	65-5100	Handle	2
6	237-141	Bumper	2
7	46-8091	Screw - Cap Hex. Hd.	4
8	93-0000	Hood W.A.	1
9	93-0081	Strip - Seal	1
10	92-5549	Decal - Reelmaster® 5300D	2
11	3272-4	Pin - Cotter	2
12	93-0011	Grill - Hood	1
13	3296-42	Nut - Lock	7
14	3256-1	Washer - Flat	10
15	321-39	Screw - Cap Hex. Hd.	7

Ref. No.	Part No.	Description	No. Used
16	62-7400	Decal - TORO	1
17	63-6900	Hinge - Hood L.H.	1
*	63-6890	Hinge - Hood R.H.	1
18	3256-23	Washer - Flat	6
19	322-5	Screw - Cap Hex. Hd.	4
20	3253-4	Washer - Lock	4
21	75-0570	Cable - Hood	1
22	75-6280	Bracket - Hose	1
23	92-5751	Decal - Hood Trim L.H.	1
*	92-5752	Decal - Hood Trim R.H.	1
‡24	75-1280	Decal - Warning	1
24	93-6698	Decal - Warning (Europe)	1
‡25	93-3601	Decal - Service	1
25	93-8094	Decal - Service (Spanish)	1
25	93-8096	Decal - Service (French)	1
25	93-8095	Decal - Service (German)	1
25	93-8097	Decal - Service (Swedish)	1

‡For different language versions of this part, see International Parts Reference.

\*Not Illustrated



T-1905A

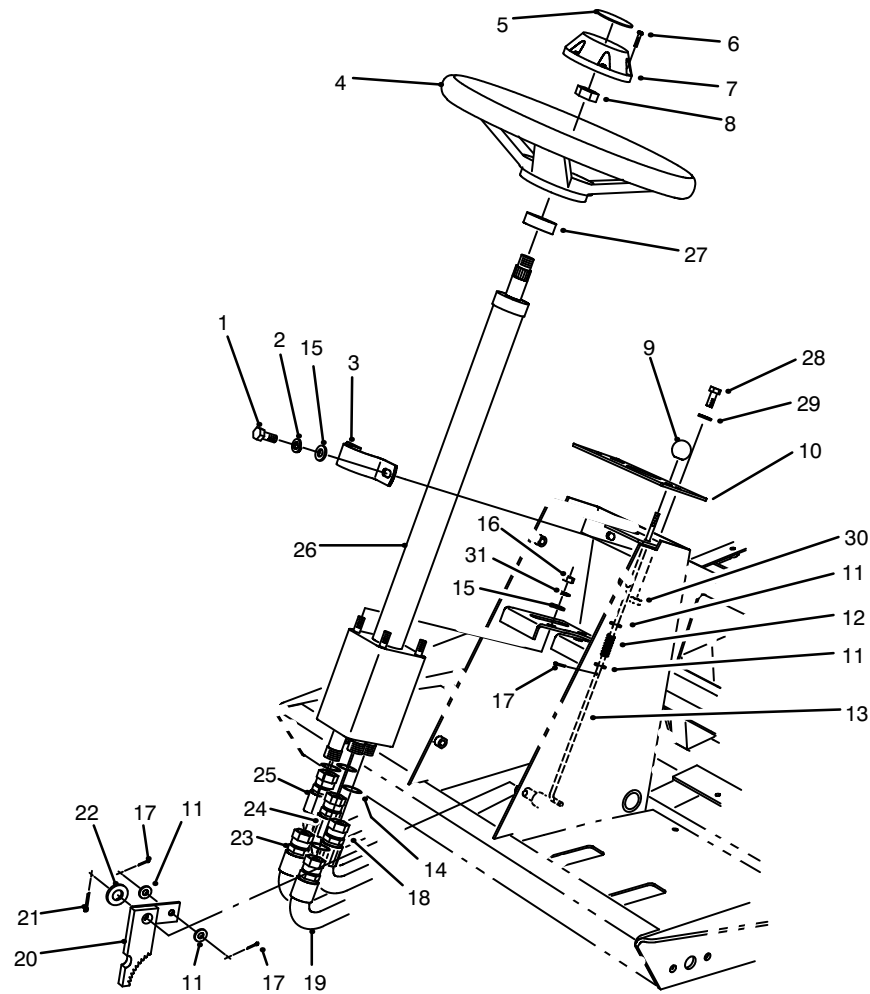
## FRAME & BODY ASSEMBLY (Continued)

Ref. No.	Part No.	Description	No. Used
25	93-8093	Decal - Service (Italian)	1
25	93-8098	Decal - Service (Portuguese)	1
25	93-8099	Decal - Service (Norwegian)	1
25	93-7154	Decal - Service (Finnish)	1
25	93-8091	Decal - Service (Danish)	1
25	93-8092	Decal - Service (Dutch)	1
26	75-5810	W.A. - Tool Box	1
27	93-0096	Decal - A.C.E.	2
‡28	52-1320	Decal - Fuel	1
28	93-6680	Decal - Fuel (Europe)	1
29	75-3860	Fender - L.H.	1
30	322-3	Screw - Cap Hex. Hd.	4
31	3256-3	Washer - Flat	4
‡32	75-5190	Decal - No Riders	2
32	93-6689	Decal - No Riders (Europe)	2
33	3234-14	Screw - Hex. Washer Hd.	14
‡34	88-6700	Decal - ANSI (English) (For Reference Only)	1
34	93-8074	Decal - Blank (Europe)	1
35	75-0650	Tread - Footrest L.H.	1
*	75-0640	Tread - Footrest R.H.	1
36	75-1410	Panel - Floor	1

Ref. No.	Part No.	Description	No. Used
37	75-0630	Tread - Foot Center	1
38	75-1390	Panel - Access	1
39	75-0620	Tread - Foot L.H.	1
*	75-0610	Tread - Foot R.H.	1
40	322-4	Screw - Cap Hex. Hd.	2
41	93-3626	Bracket - Hose	1
42	75-6840	Knob - Knurled	4
42	3234-7	Screw - Hex. Flange Hd. (Europe)	1
43	94-3349	Assembly - Frame	1
44	74-5950	Assembly - Swell Latch	3
45	32128-33	Nut - Flange Head	3
46	3258-166	Screw - Phillips Hd.	3
47	75-6260	Cover - Tool Box	1
‡48	93-3639	Decal - Warning	1
48	93-8051	Decal - Warning (Europe)	1
49	49-2040	Screw - Hex. Washer Hd.	2
50	72-3560	Decal - 4WD	2
51	2412-107	R-Clamp	1
52	93-8744	Rivet	3
53	3234-7	Screw - Hex. Flange Hd. (Europe)	1

\*Not Illustrated

‡For different language versions of this part, see International Parts Reference.



T-1044

## STEERING TOWER ASSEMBLY

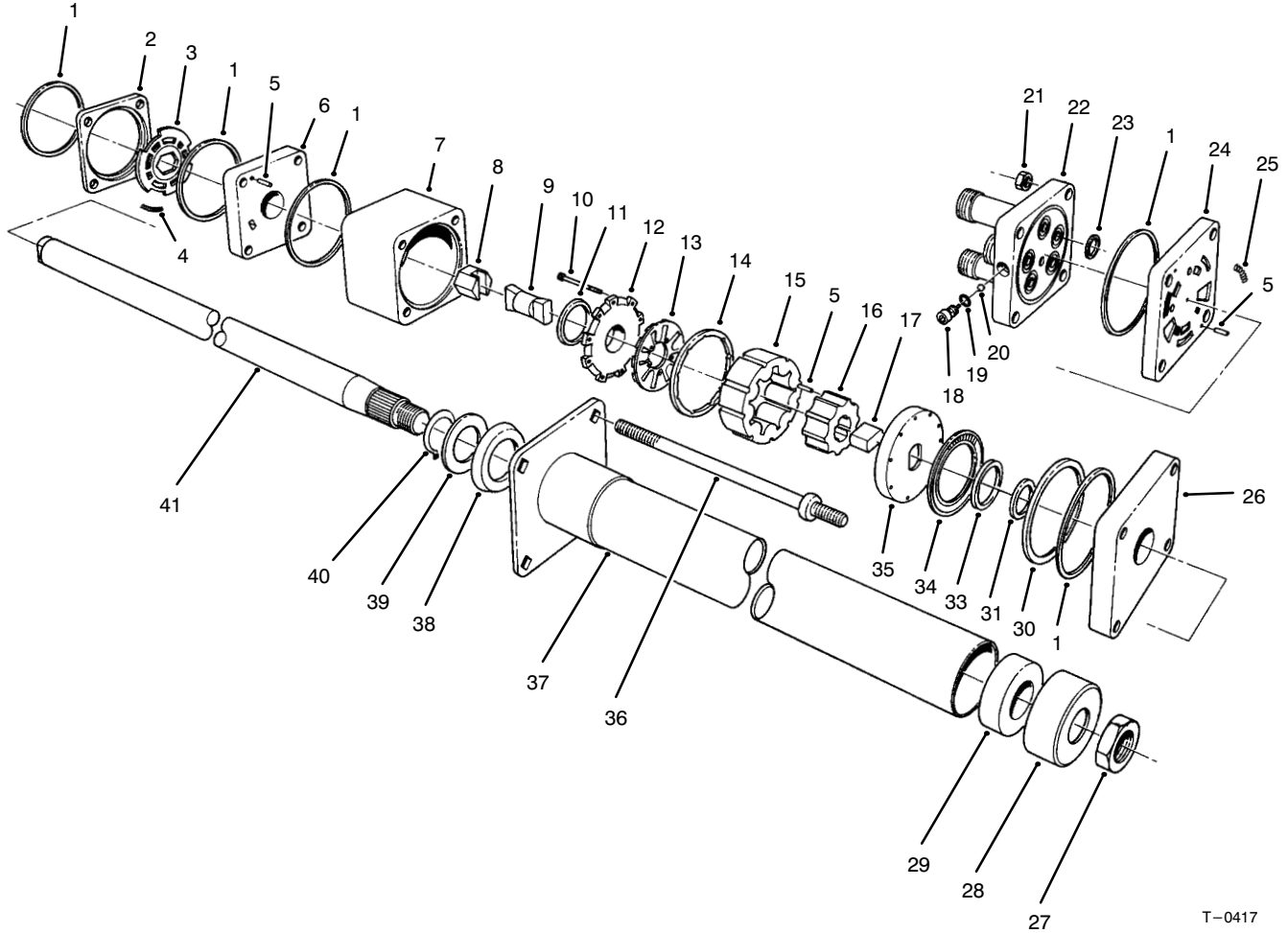
Ref. No.	Part No.	Description	No. Used
1	32144-26	Screw – Self-Tapping	2
2	3253-4	Washer – Lock	2
3	75-2810	Clamp – Steering Valve	1
4	75-0560	Assembly – Steering Wheel (Incl. Ref. #6-8)	1
5	68-5370	Decal – TORO	1
6	32144-21	Screw	1
7	68-5140	Cap – Steering Wheel	1
8	3220-6	Nut – Steering Wheel	1
9	233-17	Knob – Parking Brake	1
‡10	93-3139	Panel – Tower	1
10	93-6682	Panel – Tower (Europe)	1
11	3256-22	Washer – Flat	4
12	3-3251	Spring – Compression	1
13	75-1490	Rod – Parking Brake	1
14	237-22	O-Ring	5
15	3256-23	Washer – Flat	6
16	3296-20	Nut – Lock	4

Ref. No.	Part No.	Description	No. Used
17	3272-5	Pin – Cotter	3
18	75-6230	Hose – Hydraulic RT	1
19	75-6240	Hose – Hydraulic IN	1
20	63-7900	Rack – Parking Brake	1
21	3272-10	Pin – Cotter	1
22	3256-26	Washer – Flat	1
23	75-5940	Hose – Hydraulic AUX	1
24	75-6220	Hose – Hydraulic LT	1
25	75-6250	Hose – Hydraulic OUT	1
26	75-0600	Assembly – Steering Valve (Incl. Ref. #14)	1
27	21-9260	Seal – Shaft	1
28	3258-166	Screw – Phillips Hd.	2
29	3256-1	Washer – Flat	2
30	3296-42	Nut – Lock	2
31	3255-8	Washer – Lock ETLW	1
*	3290-378	Tie – Cable	3

\*Not Illustrated

‡For different language versions of this part, see International Parts Reference.

3317-872



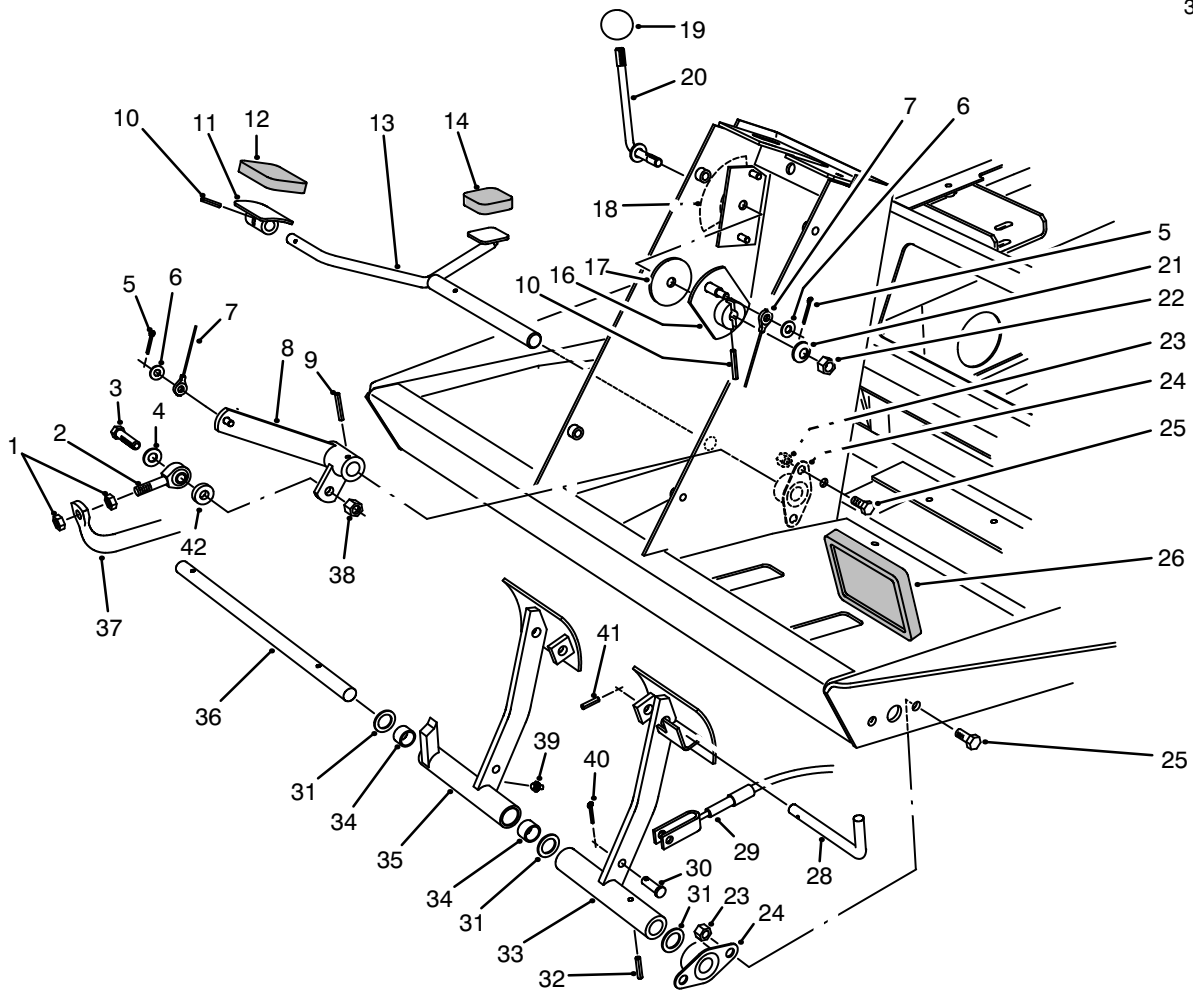
T-0417

## STEERING VALVE ASSEMBLY No. 75-0600

Ref. No.	Part No.	Description	No. Used
1		Ring - Seal	5
2		Ring - Valve	1
3		Plate - Valve	1
4		Spring	3
5		Pin - Alignment	9
6		Manifold - Isolation	1
7		Ring - Metering	1
8		Hex Drive Asm.	1
9		Link - Drive	1
10		Screw - Hex Socket Hd.	11
11		Seal - Commutator	1
12		Cover - Commutator	1
13		Commutator	1
14		Ring - Commutator	1
15		Stator	1
16		Rotor	1
17		Spacer - Drive Link	1
18		Plug	1
19		O-Ring	1
20		Ball	1
21		Nut - Hex	4
22		Cover - Port	1
23		O-Ring	5
24		Manifold - Port	1
25		Spring	3

Ref. No.	Part No.	Description	No. Used
26		Plate - Cover, Upper	1
27	3220-6	Nut	1
28	66-9770	Seal	1
29	66-9780	Bushing	1
30		Spacer - Bearing, Thrust	1
31		Spacer - Seal	1
33		Seal - Face	1
34		Bearing - Thrust	1
35		Plate - Drive	1
36	93-3609	Bolt - Special	4
37	66-9860	Upper Cover & Jacket	1
38	66-9870	Plate - Retaining	1
39	66-9880	Washer - Retaining Plate	1
40	66-9890	Ring - Retaining	1
41	66-9900	Shaft - Input	1
*	66-9970	Spring Kit (Incl. Ref. #4 & 25)	1
*	66-9980	Seal - Kit (Incl. Ref. #1, 11, 19, 23 & 33)	1
*	66-9990	Needle Roller Kit (Incl. Ref. #5)	1
*	75-0600	Valve - Power Steering (Incl. Ref. #1-26 & 30-36)	1

\*Not Illustrated



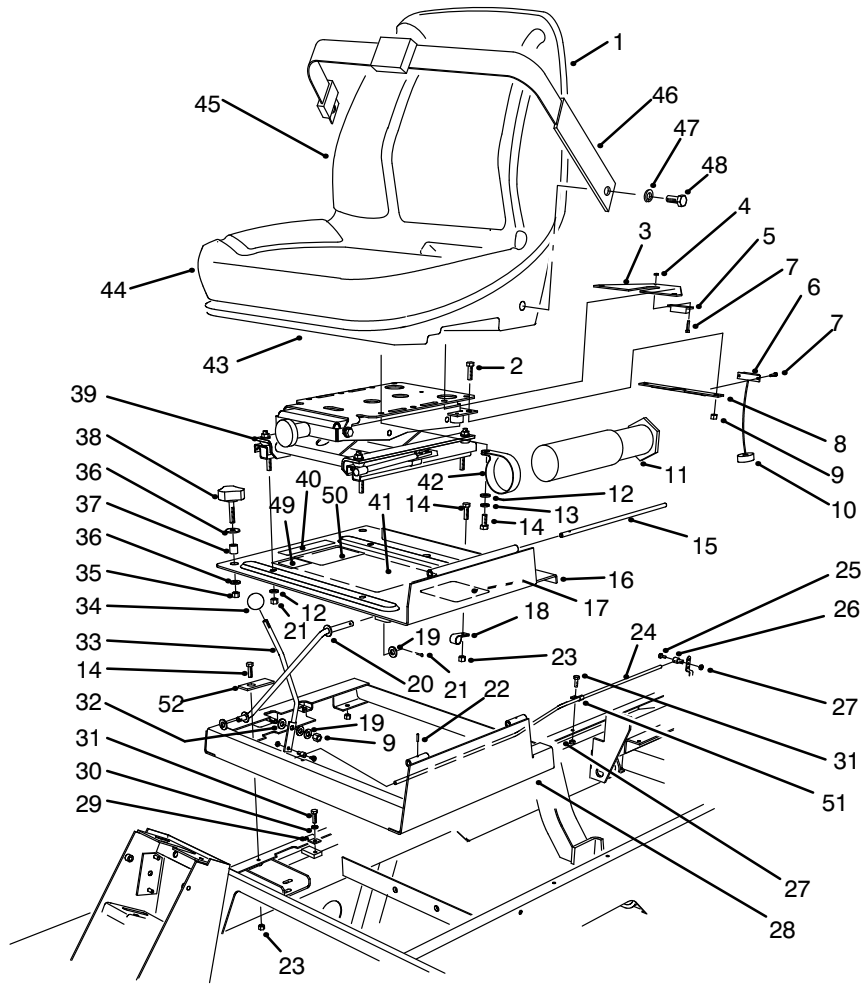
T-1045

## TRACTION & BRAKE PEDALS ASSEMBLY

Ref. No.	Part No.	Description	No. Used	Ref. No.	Part No.	Description	No. Used
1	3220-3	Nut - Jam	2	23	3296-29	Nut - Lock	8
2	2411-36	Bearing - Rod End	1	24	256-236	Bearing - Flange	4
3	323-9	Screw - Cap Hex. Hd.	1	25	322-3	Screw - Cap Hex. Hd.	8
4	3256-24	Washer - Flat	1	26	7-3900	Pad - Brake	2
5	3272-2	Pin - Cotter	2	28	63-7880	Pin - Brake Latch	1
6	3256-22	Washer - Flat	2	29	63-7733	Cable - Brake L.H.	1
7	75-6580	Cable - Pedal	1	*	63-7732	Cable - Brake R.H.	1
8	75-3270	Lever - Traction Pivot	1	30	283-58	Pin - Clevis	4
9	32121-6	Pin - Roll	1	31	3256-69	Washer - Thrust	3
10	32121-45	Pin - Roll	2	32	32121-16	Pin - Roll	1
11	49-6440	Plate - Traction Pedal	1	33	75-1440	Pedal - Brake L.H.	1
12	74-9100	Pad - Forward	1	34	256-42	Bushing - Sleeve	2
13	75-2970	Pedal - Traction	1	35	75-1430	Assembly - Brake Pedal R.H. (Incl. Ref. #34 & 39)	1
14	74-9110	Pad - Reverse	1	36	75-1470	Shaft - Brake Pedal	1
16	75-6510	Lever - Bracket	1	37	75-2170	Tube - Pump Control	1
17	75-6550	Disc - Friction	1	38	3296-39	Nut - Lock	1
†18	75-6710	Decal - Fast/Slow	1	39	302-5	Fitting - Grease	1
18	93-6699	Decal - Fast/Slow (Europe)	1	40	3272-10	Pin - Cotter	4
19	233-42	Knob	1	41	32121-50	Pin - Roll	1
20	75-6490	Lever - Pedal Stop	1	42	5-0652	Spacer	1
21	3290-461	Washer - Belleville	1				
22	3296-59	Nut - Lock	1				

\*Not Illustrated

†For different language versions of this part, see International Parts Reference.



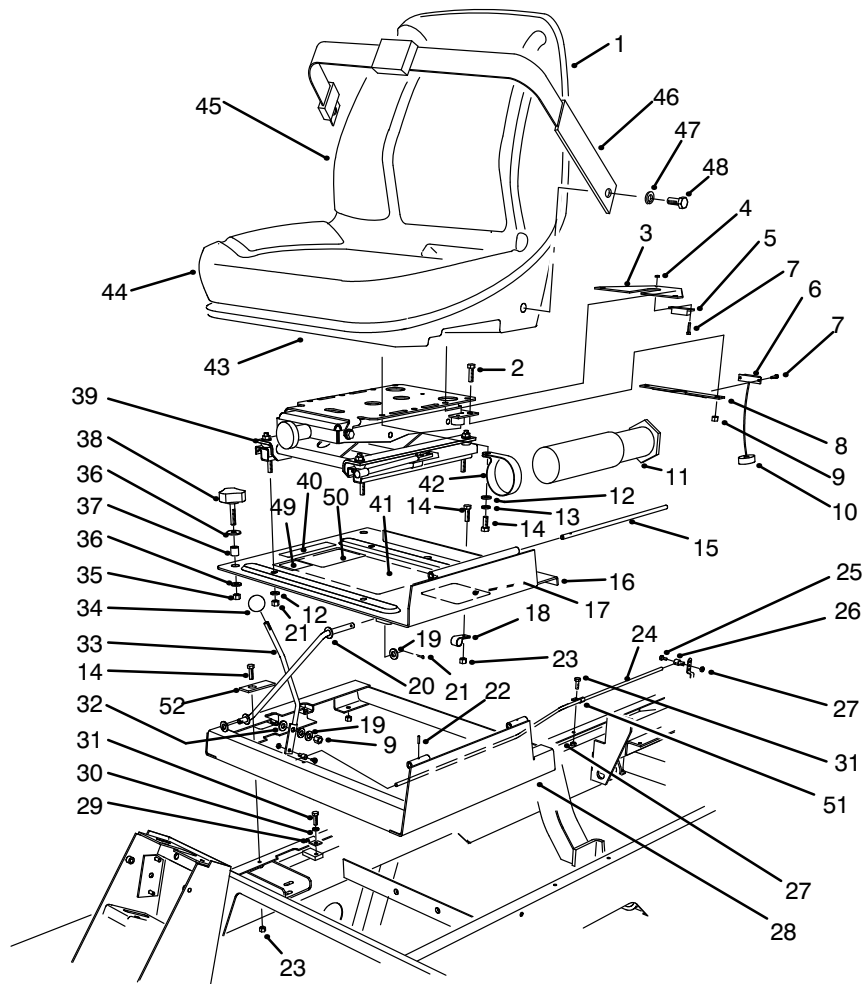
T-1906A

## SEAT & THROTTLE ASSEMBLY

Ref. No.	Part No.	Description	No. Used
1	351-78	Edging	1
2	323-4	Screw - Cap Hex. Hd.	2
3	75-4370	Bracket - Switch (Seat)	1
4	3296-54	Nut - Lock	4
5	92-8753	Magnet - Reed Switch	1
6	92-8001	Sensor - Reed Switch	1
7	3250-29	Screw - Cap Hex. Hd.	4
8	75-4360	Bracket - Switch	1
9	3296-39	Nut - Lock	3
10	93-0140	Grommet	1
11	74-0720	Tube - Manual	1
12	3256-23	Washer - Flat	8
13	3253-4	Washer - Lock	4
14	322-3	Screw - Cap Hex. Hd.	9
15	75-3400	Shaft - Seat Pivot	1
16	93-0141	Assembly - Seat Plate (Incl. Ref. #10)	1
‡17	85-4530	Decal - Danger	1
17	93-8060	Decal - Danger (Europe)	1
18	2412-93	Clamp - R	1
19	3256-24	Washer - Flat	3
20	75-3680	Rod - Seat	1
21	3272-10	Pin - Cotter	2
22	32121-38	Pin - Roll	1
23	3296-29	Nut - Lock	9
24	93-0073	Cable - Throttle	1
25	25-8640	Screw - Hex. Head	2

Ref. No.	Part No.	Description	No. Used
26	93-0021	Asm. - Throttle Cable Swivel	2
27	3296-3	Nut - Lock	3
28	93-0018	Frame - Seat	1
29	3-6657	Clamp - Cable	1
30	3253-3	Washer - Lock	1
31	321-4	Screw - Cap Hex. Hd.	2
32	66-2920	Washer - Friction	2
33	75-3430	Rod - Throttle	1
34	233-42	Knob - Throttle	1
35	3296-59	Nut - Lock	2
36	5-0838	Washer - Flat	4
37	75-5270	Spacer - Locking Knob	2
38	75-5260	Knob - Locking	2
39		Asm. - Seat Suspension	1
‡40	83-7440	Decal - Knob	1
40	93-6694	Decal - Knob (Europe)	1
‡41	85-4610	Decal - Clip	1
41	92-1128	Decal - Clip (Spanish)	1
41	92-1130	Decal - Clip (French)	1
41	92-1129	Decal - Clip (German)	1
41	92-1131	Decal - Clip (Swedish)	1
41	92-1127	Decal - Clip (Italian)	1
41	93-8057	Decal - Clip (Portuguese)	1
41	93-8086	Decal - Clip (Norwegian)	1
41	93-8087	Decal - Clip (Finnish)	1
41	93-8078	Decal - Clip (Danish)	1
41	93-8079	Decal - Clip (Dutch)	1

‡For different language versions of this part, see International Parts Reference.

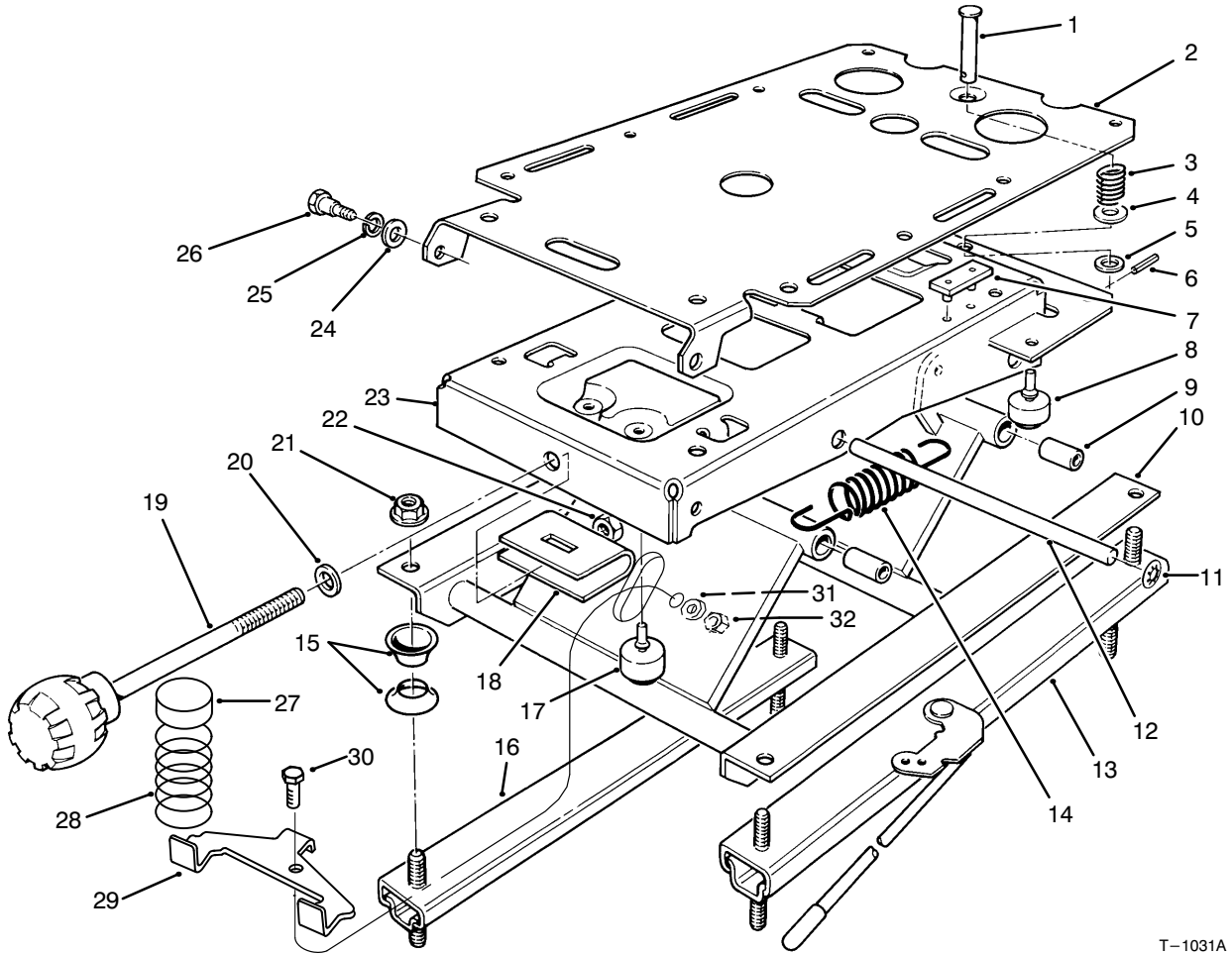


T-1906A

## SEAT & THROTTLE ASSEMBLY

Ref. No.	Part No.	Description	No. Used	Ref. No.	Part No.	Description	No. Used
42	2412-133	Clamp - R	2	48	3212-4	Bolt	2
43	92-6534	Shell - Seat	1	49	63-9920	Decal - EEC 105	1
44	92-6533	Kit - Cushion, Replacement	1	50	92-5524	Decal - Noise Rating, 90	1
45	92-1180	Assembly - Seat	1	51	2412-72	R-Clamp	1
46	21-4191	Assembly - Belt, Seat	1	52	93-3641	Plate - Idler, Stop	1
47	3253-6	Washer - Lock	2				

‡For different language versions of this part, see International Parts Reference.

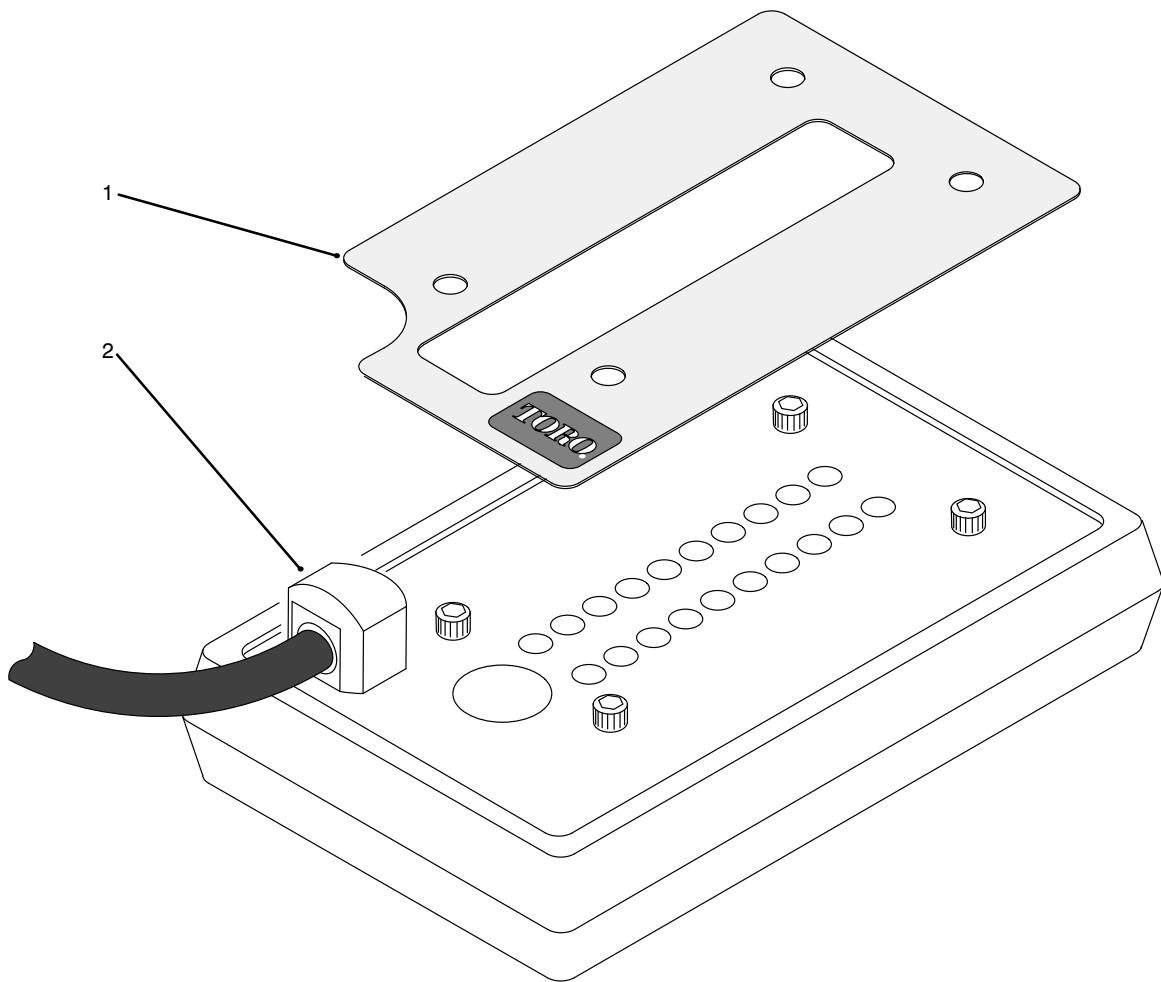


T-1031A

## SEAT SUSPENSION ASSEMBLY

Ref. No.	Part No.	Description	No. Used
1	80-4860	Pin - Clevis	1
2	75-3580	Plate - Mounting, Seat	1
3	75-3530	Spring - Compression	1
4	3256-5	Washer - Flat	1
5	3256-24	Washer	1
6	75-3540	Pin - Roll	1
7	75-3550	Bumper - Seat	2
8	76-2940	Bumper - Rubber	2
9	76-1920	Bushing - Sleeve	4
10	66-8610	Weldment - Lower	1
11	66-8560	Nut - Push	4
12	76-1910	Shaft - Pivot	2
13	82-9060	Adjuster W/Handle	1
14	76-1940	Spring - Extension	2
15	66-9290	Spacer	6
16	66-8530	Adjuster	1

Ref. No.	Part No.	Description	No. Used
17	66-8520	Bumper - Down-stop	2
18	77-2870	Weldment - Hanger	1
19	76-1930	Knob - Tension Adjustment	1
20	3256-46	Washer - Flat	1
21	32128-26	Nut - Flange	4
22	3296-44	Nut - Lock	1
23	75-3480	Weldment - Upper	1
24	3256-26	Washer - Flat	2
25	3253-6	Washer - Lock	2
26	75-3510	Bolt - Shoulder	2
27	93-3164	Cap	2
28	93-3163	Spring	2
29	93-3165	Bracket	1
30	322-6	Screw - Cap Hex. Hd.	1
31	3253-33	Washer - Lock	1
32	3217-6	Nut - Lock	1



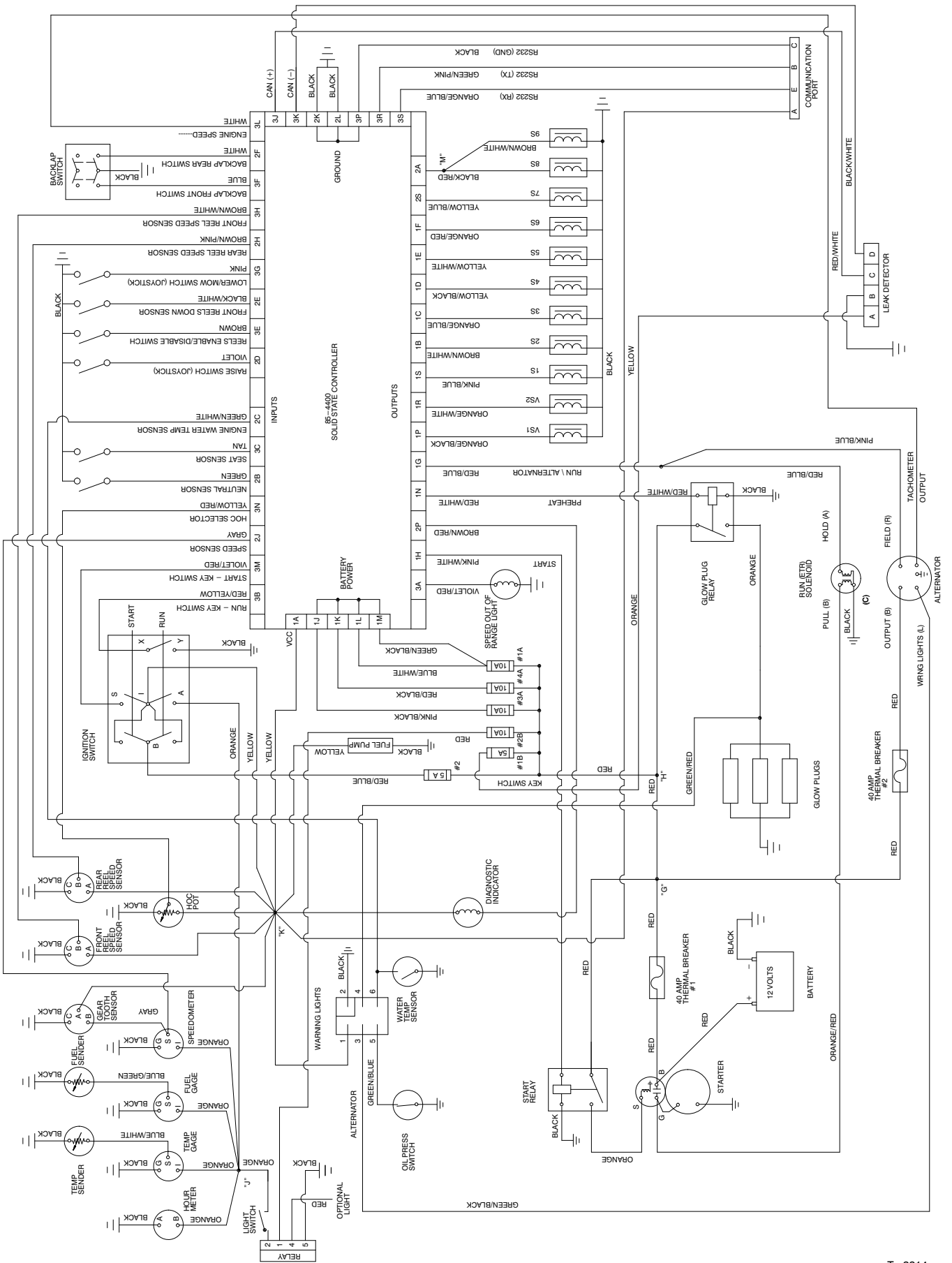
T-1458

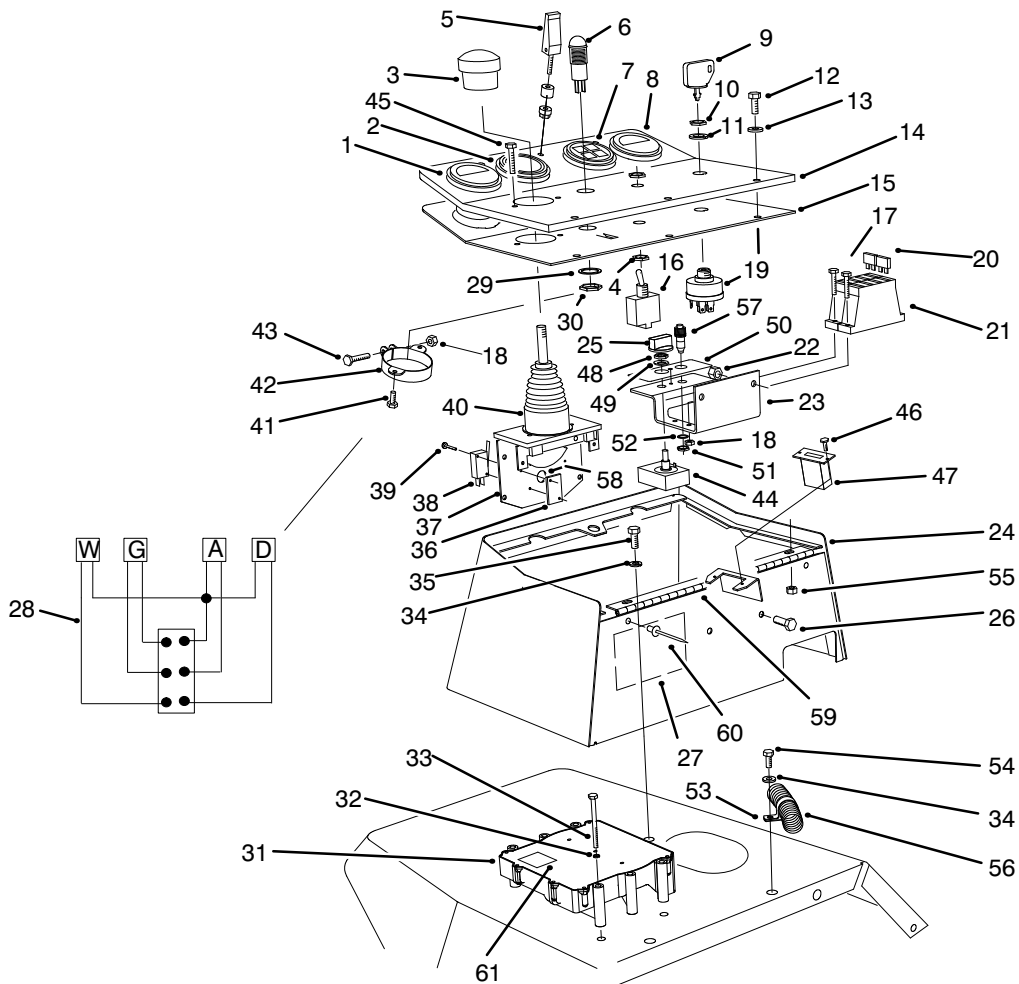
## DIAGNOSTIC-ACE DISPLAY ASSEMBLY

Ref. No.	Part No.	Description	No. Used	Ref. No.	Part No.	Description	No. Used
‡1	85-4760	Decal - Diagnostic-ACE RM 5100D/RM 5300D V 1.0	1	1	93-8085	Decal - Diag. (Portuguese)	1
1	93-8081	Decal - Diag. (Spanish)	1	1	93-8086	Decal - Diag. (Norwegian)	1
1	93-8083	Decal - Diag. (French)	1	1	93-8087	Decal - Diag. (Finnish)	1
1	93-8082	Decal - Diag. (German)	1	1	93-8078	Decal - Diag. (Danish)	1
1	93-8094	Decal - Diag. (Swedish)	1	1	93-8079	Decal - Diag. (Dutch)	1
1	93-8080	Decal - Diag. (Italian)	1	1	93-8089	Decal - Diag. (Japanese)	1
				2	85-4750	Display - Diagnostic-ACE	1

‡For different language versions of this part, see International Parts Reference.

# ELECTRICAL SCHEMATIC





T-1501E

## CONTROL CONSOLE ASSEMBLY

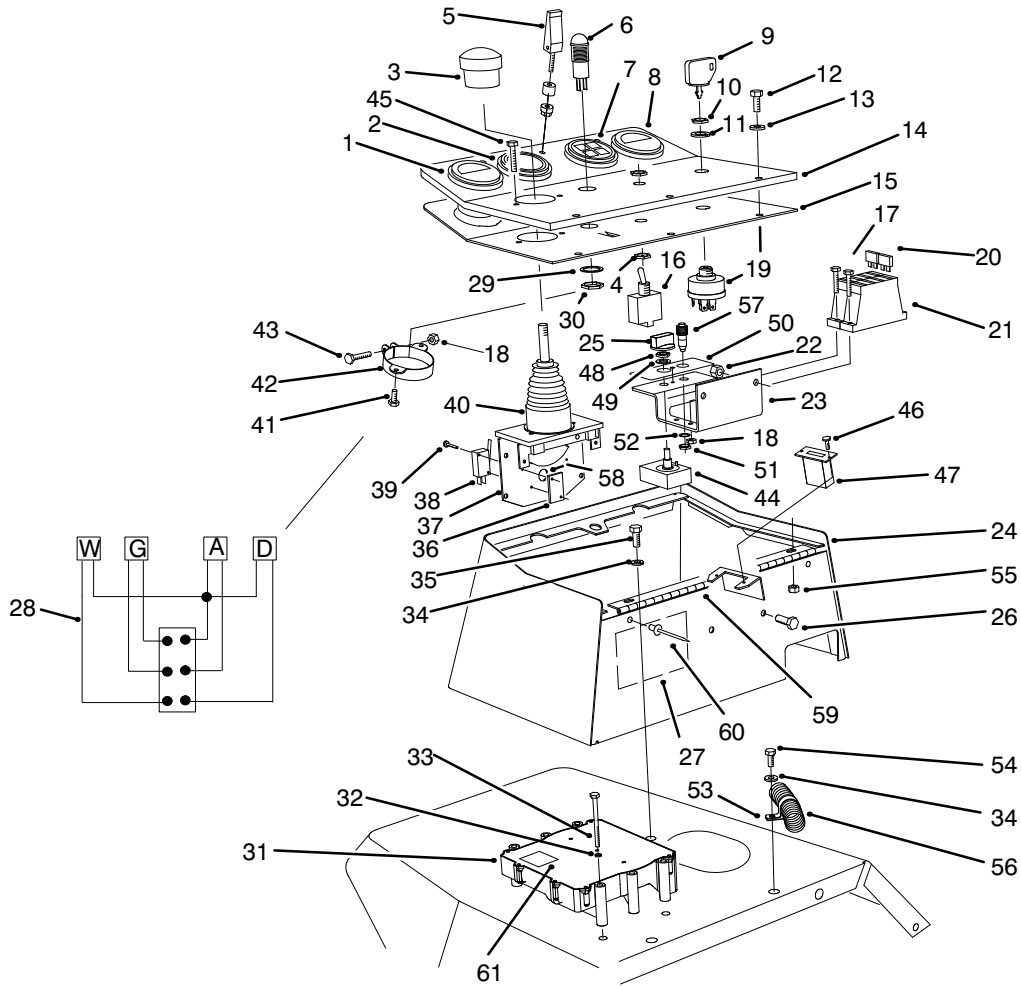
Ref. No.	Part No.	Description	No. Used	Ref. No.	Part No.	Description	No. Used
1	66-2940	Gauge - Fuel	1	†20	218-573	Fuse - 5A	2
2	85-4420	Gauge - Speedometer	1	*†	218-578	Fuse - 10A	3
3	3290-489	Knob - Lift Control	1	†21	67-7160	Block - Fuse	2
4	218-498	Nut - Hex.	4	22	3296-42	Nut - Lock	4
5	74-5950	Assembly - Swell Latch	1	23	93-7587	Bracket - Fuse Block	1
6	44-2210	Assembly - Warning Light (Incl. Ref. #29 & 30)	1	24	75-5740	Box - Control	1
*	218-533	Lens - Red	1	25	85-4480	Knob	1
■		Bulb - #1815	1	26	321-39	Screw - Cap Hex. Hd.	2
7	66-2960	Cluster - Warning	1	‡27	85-4720	Decal - Fuses	1
8	63-7430	Gauge - Temperature	1	27	93-6695	Decal - Fuses (Europe)	1
9	63-8360	Key - Ignition	1	28	75-4710	Warning Light Harness (Incl. Ref. #51 & 52)	1
10	218-446	Nut - Locking	1	*	219-17	Bulb - Light	4
11	218-447	Washer - E.T.L.W.	1	29	218-536	Washer - Lock	1
12	3258-166	Screw - Phillips Hd.	5	30	218-535	Nut - Lock	1
13	3256-1	Washer - Flat	5	31	92-5720	Controller - Electronic Note: This part must be programmed by distributor before installation.	1
†14	93-3140	Panel - Control	1	32	3253-3	Washer - Lock	3
14	93-6683	Panel - Control (Europe)	1	33	321-15	Screw - Cap Hex. Hd.	3
15	75-6270	Cover - Control Box	1	34	3256-3	Washer - Flat	3
16	75-1010	Assembly - Toggle Switch (Incl. Ref. #4)	1	35	322-3	Screw - Cap Hex. Hd.	2
17	32105-13	Screw - Cap Hex. Hd.	4	36	3290-354	Plate - Nut	2
18	3296-2	Nut - Lock	5				
19	27-2360	Assembly - Ignition Switch (Incl. Ref. #9-11)	1				

\*Not Illustrated

†Included in main wire harness assembly.

■Obtain Locally.

‡For different language versions of this part, see International Parts Reference.



T-1501E

## CONTROL CONSOLE ASSEMBLY (Continued)

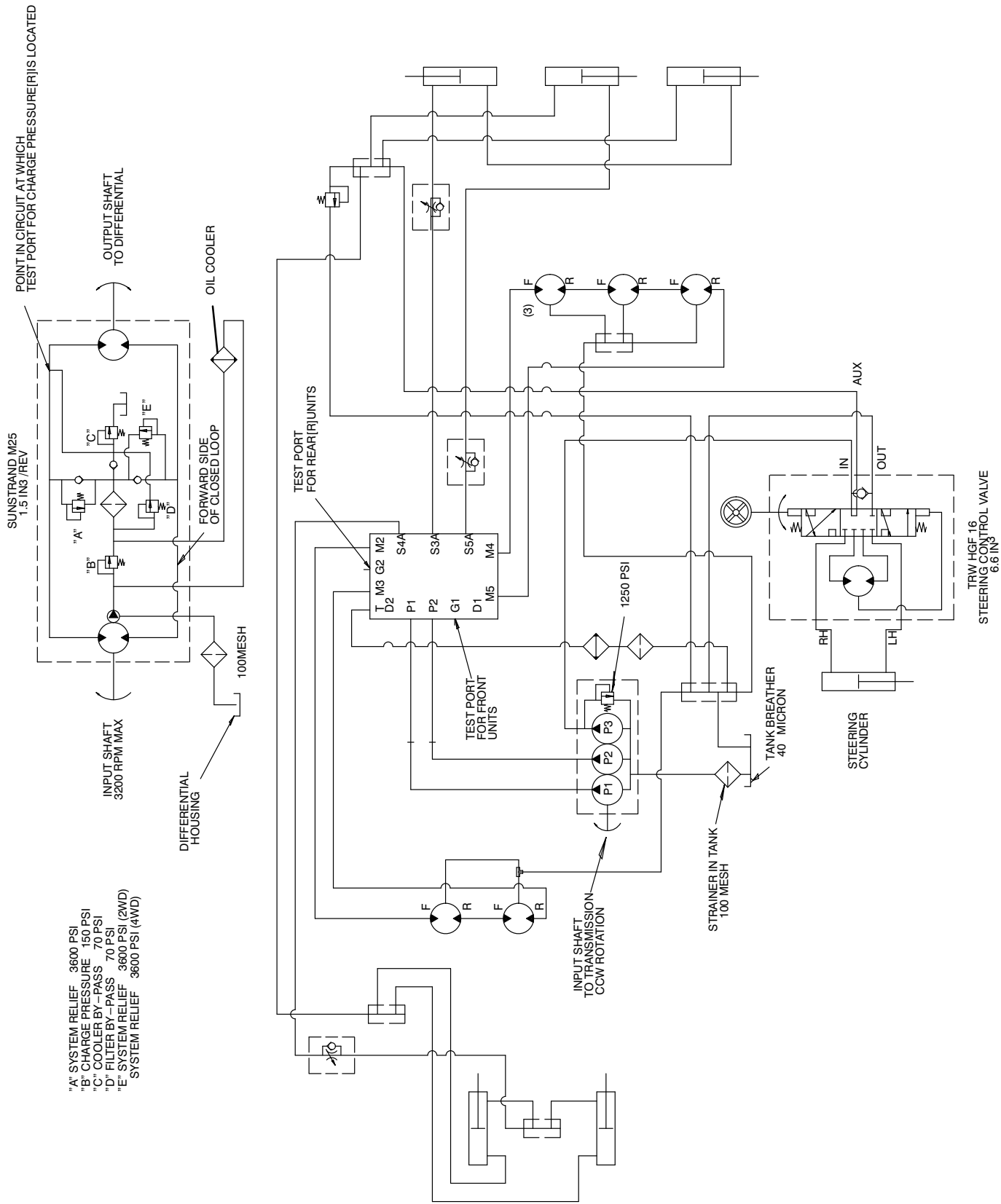
Ref. No.	Part No.	Description	No. Used
‡37	75-3420	Assembly – Lift Control (Incl. Ref. #3, 36 & 38-40)	1
37	93-7183	Assembly – Lift Control (Europe) (Incl. Ref. #3 & 40)	1
38	218-590	Switch – Micro	2
39	3290-93	Screw – Cap Hex. Hd.	4
40	3290-488	Boot – Lift Control	1
41	32144-1	Screw – Cap Hex. Hd.	2
42	69-4780	Clamp – Light Cluster	1
43	32105-1	Screw – Cap Hex. Hd.	1
44	85-4470	Assembly – Potentiometer (Incl. Ref. #48 & 49) Note: Replacement of this part requires recalibration of electronic controller by distributor after installation.	1
45	3273-26	Screw – Hex. Socket Hd.	2
46	32144-18	Screw – Cap Hex. Hd.	2
47	75-6820	Meter – Hour	1

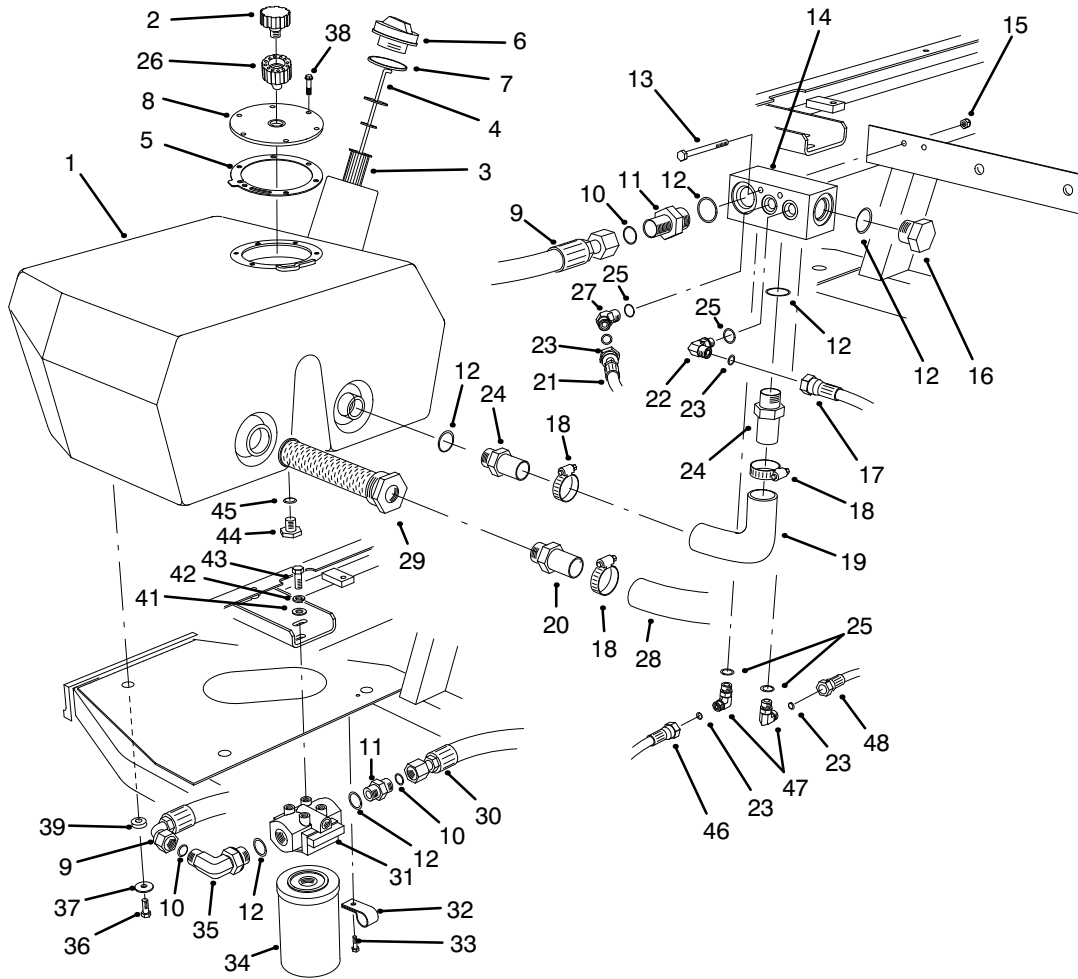
Ref. No.	Part No.	Description	No. Used
48		Nut – Lock	1
49		Washer – Lock	1
50	94-4934	Decal – HOC Selector	1
50	93-1268	Decal – HOC Selector (Europe)	1
51		Nut – Lock	1
52		Washer – Lock	1
53	2412-126	Clamp-R	1
54	322-5	Screw – Cap Hex. Hd.	1
55	32128-33	Nut – Lock, Flange Hd.	3
56	94-3346	Asm. – Main Wire Harness	1
†57	85-4491	Lamp – Diagnostic	1
58	93-3625	Spring – Return, Joystick	1
*†	70-8570	Breaker – Circuit	2
*†	86-7560	Connector – Cover (3 Way)	3
*†	86-7550	Connector – Cover (2 Way)	2
*†	85-4650	Connector – Loop Back	1
*	93-1358	Software – ECU RM5300D	1
*	219-19	Bulb – Light	1

\*Not Illustrated

†Included in main wire harness assembly.

# HYDRAULIC SCHEMATIC





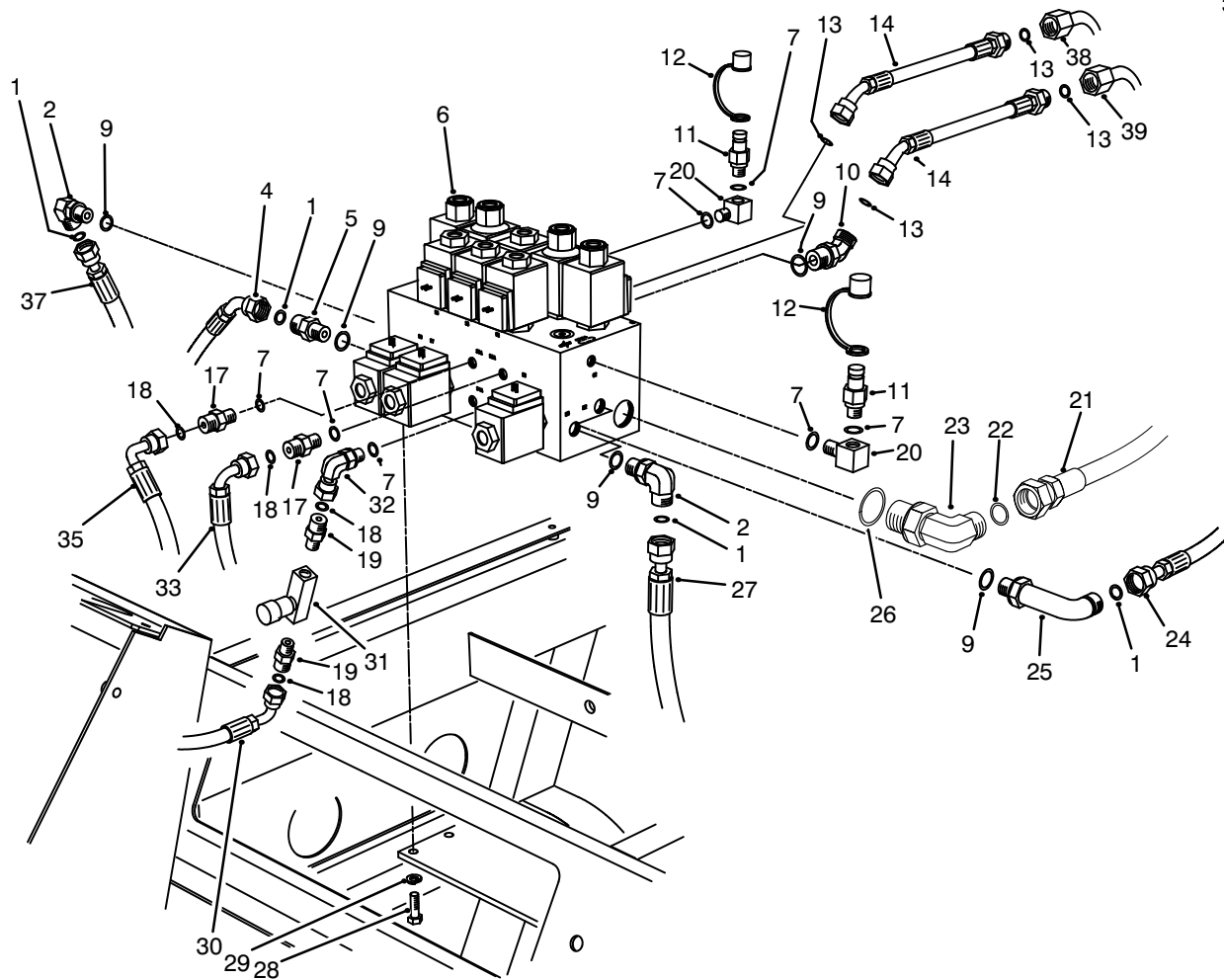
T-1048A

## HYDRAULIC RESERVOIR ASSEMBLY

Ref. No.	Part No.	Description	No. Used
1	93-7488	Reservoir - Hydraulic	1
2	68-6150	Breather - Hydraulic Tank	1
3	61-2790	Screen - Filler	1
4	75-3710	Dipstick	1
5	93-7499	Gasket - Flange	1
6	93-7498	Plug - Plastic	1
7	237-101	O-Ring	1
‡8	93-7588	Cover - Tank	1
9	75-6130	Hose - Hydraulic	1
10	237-65	O-Ring	5
11	340-8	Fitting - Hydraulic Straight (Incl. Ref. #10 & 12)	2
12	237-81	O-Ring	4
13	321-23	Screw - Cap Hex. Hd.	2
14	92-9098	Manifold - Tank	1
15	3296-42	Nut - Lock	2
16	354-74	Fitting - Hydraulic Plug (Incl. Ref. #12)	1
17	75-6250	Hose - Hydraulic	1
18	2412-34	Clamp - Hose	3
19	75-5720	Hose - Hydraulic	1
20	353-682	Fitting - Hydraulic Straight	1
21	93-0119	Hose - Hydraulic	1
22	340-77	Fitting - Hydraulic 90° (Incl. Ref. #23 & 25)	1
23	237-22	O-Ring	6
24	354-73	Fitting - Hydraulic Straight (Incl. Ref. #12)	2

Ref. No.	Part No.	Description	No. Used
25	237-42	O-Ring	4
26	92-8020	Adapter - Breather	1
27	340-87	Fitting - Hydraulic 45° (Incl. Ref. #25 & 23)	1
28	75-6870	Hose - Hydraulic Suction	1
29	75-0550	Strainer - Suction	1
30	93-0077	Hose - Hydraulic	1
31	75-1300	Asm. - Hydraulic Filter Head	1
32	2412-93	Clamp - R	2
33	32144-10	Screw - Hex. Washer Hd.	2
34	75-1310	Element - Hydraulic Filter	1
35	340-139	Fitting - Hydraulic 90° (Incl. Ref. #10 & 12)	1
36	33105-025	Screw - Hex. Flange Hd.	3
37	63-8410	Washer - Flat	3
38	33105-030	Screw - Hex. Flange Hd.	6
39	240-11	Grommet	3
41	3256-24	Washer - Flat	2
42	3253-21	Washer - Lock	2
43	323-4	Screw - Cap Hex. Hd.	2
44	353-550	Fitting - Plug (Incl. Ref. #45)	1
45	237-79	O-Ring	1
46	92-9096	Assembly - Hose	1
47	340-82	Fitting - Hydraulic 90° (Incl. Ref. #23 & 25)	2
48	88-9460	Hose - Hydraulic	1

‡For different language versions of this part, see International Parts Reference.

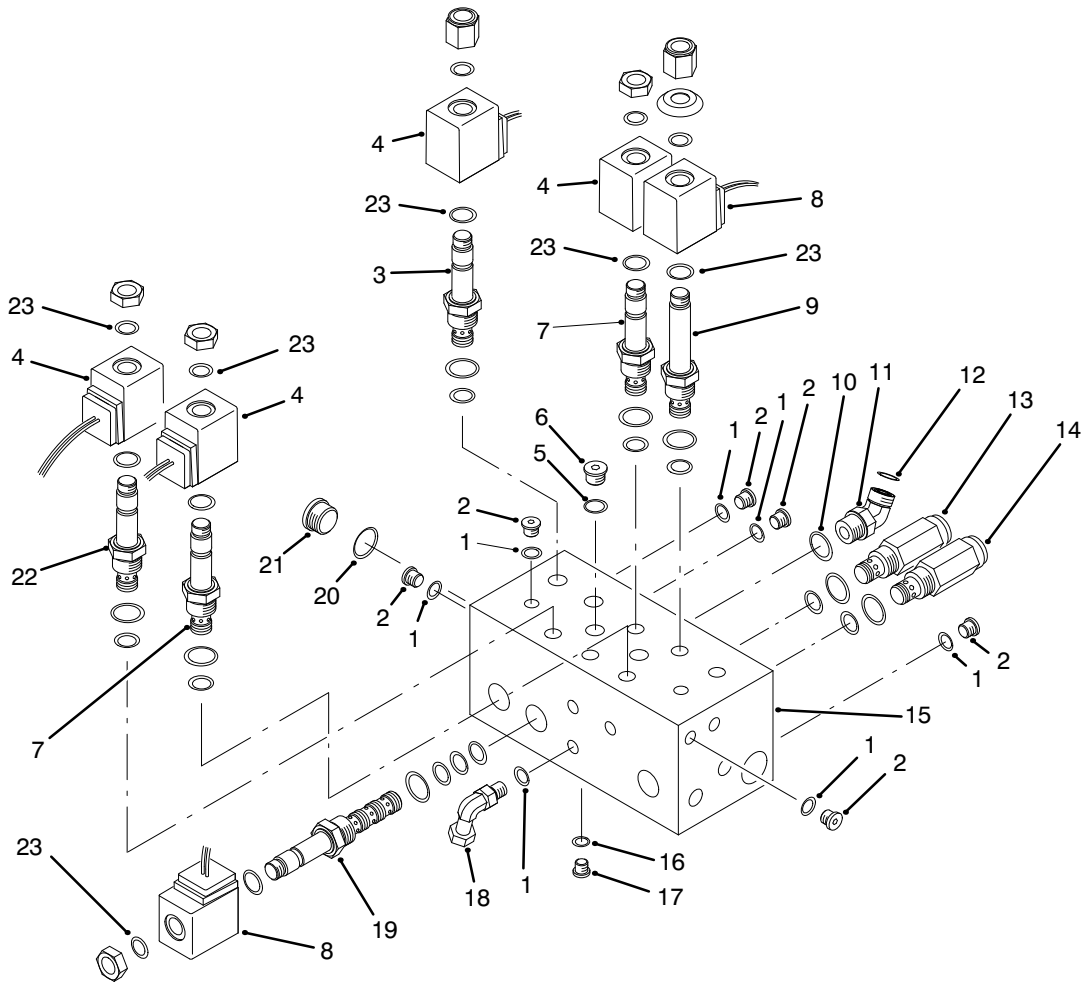


T-1094B

## HYDRAULIC CONTROL MANIFOLD ASSEMBLY

Ref. No.	Part No.	Description	No. Used
1	237-22	O-Ring	4
2	340-18	Fitting - Hydraulic 90° (Incl. Ref. #1 & 9)	2
4	92-1725	Hose - Hydraulic	1
5	340-3	Fitting - Hydraulic Straight (Incl. Ref. #1 & 9)	1
6	93-3611	Asm. - Control Manifold	1
7	237-78	O-Ring	6
9	237-79	O-Ring	6
10	340-101	Fitting - Hydraulic 45° (Incl. Ref. #9 & 13)	2
11	354-77	Fitting - Test Port (Incl. Ref. #7)	2
12	354-79	Cap - Test Port	2
13	237-30	O-Ring	4
14	86-9190	Hose - Hydraulic	2
17	340-92	Fitting - Hydraulic Straight (Incl. Ref. #7 & 18)	2
18	237-21	O-Ring	4
19	340-13	Fitting - Hydraulic Straight (Incl. Ref. #18)	2
20	75-6640	Fitting - Hydraulic 90° (Incl. Ref. #7)	2

Ref. No.	Part No.	Description	No. Used
21	93-0078	Hose - Hydraulic	1
22	237-65	O-Ring	1
23	340-139	Fitting - Hydraulic 90° (Incl. Ref. #22 & 26)	1
24	92-1721	Hose - Hydraulic	1
25	69-4320	Fitting - Hydraulic 90° (Incl. Ref. #1 & 3)	1
26	237-81	O-Ring	1
27	92-1723	Hose - Hydraulic	1
28	322-3	Screw - Cap Hex. Hd.	4
29	3253-4	Washer - Lock	4
30	75-5900	Hose - Hydraulic	1
31	82-8270	Valve - Flow Control	1
32	340-143	Fitting - Hydraulic 90° (Incl. Ref. #7)	1
33	93-0118	Hose - Hydraulic	1
35	75-5890	Hose - Hydraulic	1
37	92-1728	Hose - Hydraulic	1
38	93-3642	Tube - Hydraulic	1
39	93-3643	Tube - Hydraulic	1



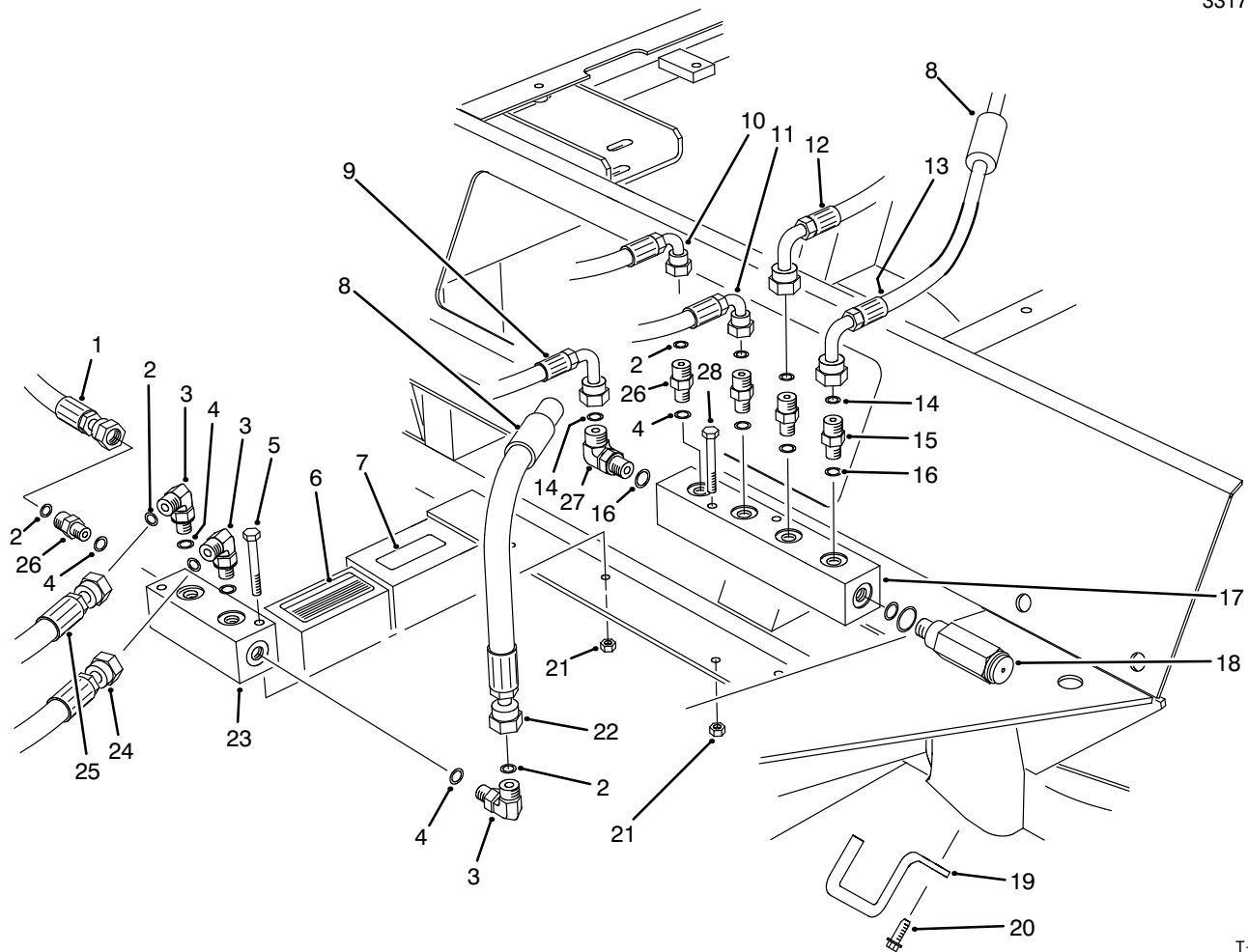
T-1503

## CONTROL MANIFOLD ASSEMBLY

Ref. No.	Part No.	Description	No. Used
1	237-78	O-Ring	12
2	353-990	Plug (Incl. Ref. #1)	11
3	88-7020	Cartridge - N.O. (Use Seal Kit #75-2080)	2
4	88-9190	Solenoid - 20 Watt	6
5	237-42	O-Ring	2
6	353-989	Plug (Incl. Ref. #5)	2
7	94-2685	Cartridge - N.C. (Use Seal Kit #75-2080)	3
8	88-9200	Solenoid - 28 Watt	5
9	88-6970	Cartridge - N.O. (Use Seal Kit #75-2080)	2
10	237-79	O-Ring	1
11	340-101	Fitting - Hydraulic 45° (Incl. Ref. #10 & 12)	1
12	237-30	O-Ring	1
13	75-0920	Cartridge - Relief 3000 psi (Use Seal Kit #75-2080)	1

Ref. No.	Part No.	Description	No. Used
14	75-2010	Cartridge - Relief 2000 psi (Use Seal Kit #75-2080)	1
15		Body - Manifold	1
16	237-156	O-Ring	2
17	353-991	Plug (Incl. Ref. #16)	2
18	340-143	Fitting - Hydraulic 90° (Incl. Ref. #1)	1
19	88-6960	Cartridge - 4W/2P (Use Seal Kit #75-2090)	3
20	237-80	O-Ring	1
21	354-70	Plug (Incl. Ref. #20)	1
22	92-6315	Cartridge - N.C. (Use Seal Kit #75-2080)	1
23	94-5438	Seal - Solenoid	12
*	75-2080	Kit - Seal	10
*	75-2090	Kit - Seal	3

\*Not Illustrated



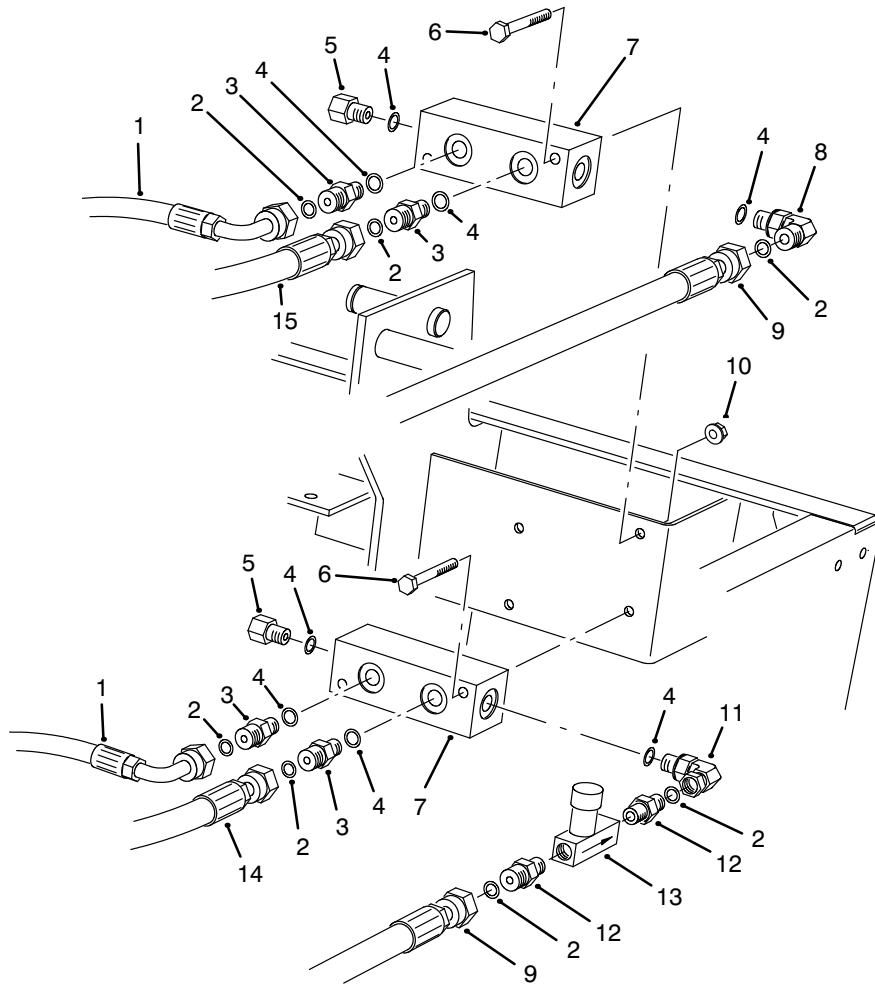
T-1058A

## FRONT HYDRAULIC MANIFOLDS

Ref. No.	Part No.	Description	No. Used	Ref. No.	Part No.	Description	No. Used
1	92-1722	Hose - Hydraulic	1	16	237-42	O-Ring	2
2	237-21	O-Ring	7	17	93-0139	Manifold - Hydraulic	1
3	340-132	Fitting - Hydraulic 90° (Incl. Ref. #2 & 4)	3	18	93-0143	Cartridge - Relief 250 psi (Use Seal Kit #75-2080)	1
4	237-78	O-Ring	7	19	75-5300	Rod - Hose Support	2
5	321-11	Screw - Cap Hex. Hd.	2	20	49-2040	Screw - Hex. Washer Hd.	4
‡6	88-0440	Decal - Floor Plate	1	21	3296-42	Nut - Lock	4
6	93-6693	Decal - Floor Plate (Europe)	1	22	92-9096	Hose - Hydraulic	1
7	85-4730	Decal - Oil	1	23	75-1180	Manifold - Hydraulic	1
8	38-3400	Guard - Rubber	2	24	92-1726	Hose - Hydraulic	1
9	75-5940	Hose - Hydraulic	1	25	92-1729	Hose - Hydraulic	1
10	75-5890	Hose - Hydraulic	1	26	340-92	Fitting - Hydraulic Straight (Incl. Ref. #2 & 4)	4
11	75-5910	Hose - Hydraulic	1	27	340-77	Fitting - Hydraulic 90° (Incl. Ref. #14 & 16)	1
12	93-0118	Hose - Hydraulic	1	28	321-18	Screw - Cap Hex. Hd.	2
13	93-0119	Hose - Hydraulic	1				
14	237-22	O-Ring	2				
15	340-2	Fitting - Hydraulic Straight (Incl. Ref. #14 & 16)	2				

\*Not Illustrated

‡For different language versions of this part, see International Parts Reference.

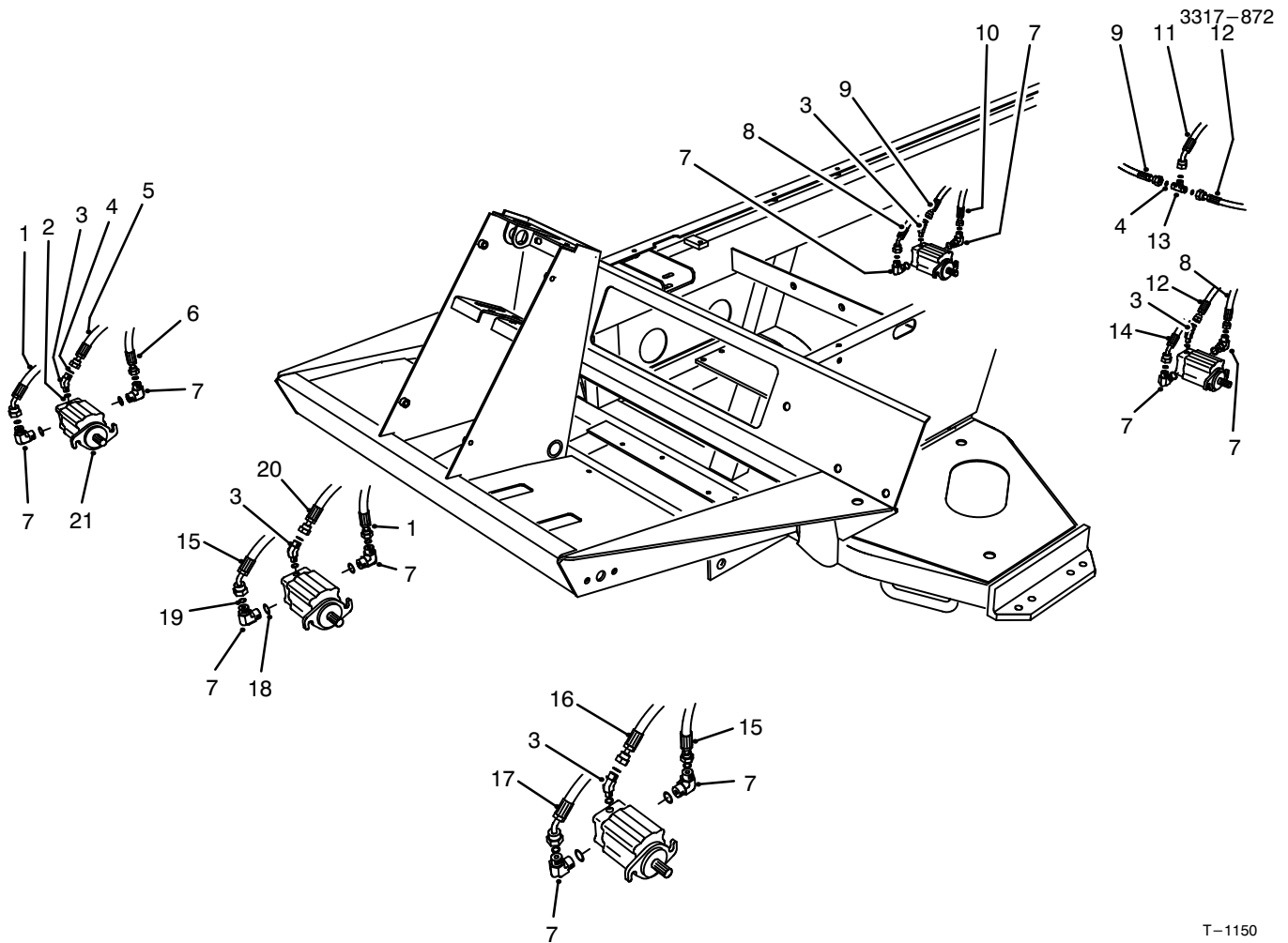


T-1095A

## REAR HYDRAULIC MANIFOLDS

Ref. No.	Part No.	Description	No. Used
1	75-6180	Hose - Hydraulic	2
2	237-21	O-Ring	7
3	340-92	Fitting - Hydraulic Straight (Incl. Ref. #2 & 4)	4
4	237-78	O-Ring	8
5	353-512	Fitting - Hydraulic Plug (Incl. Ref. #4)	2
6	321-11	Screw - Cap Hex. Hd.	4
7	75-1180	Manifold	2
8	340-132	Fitting - Hydraulic 90° (Incl. Ref. #2 & 4)	1

Ref. No.	Part No.	Description	No. Used
9	93-0118	Hose - Hydraulic	2
10	32128-33	Nut - Lock	4
11	340-143	Fitting - Hydraulic 90° (Incl. Ref. #4)	1
12	340-13	Fitting - Hydraulic Straight (Incl. Ref. #2)	2
13	82-8270	Valve - Flow Control	1
14	75-6080	Hose - Hydraulic	1
15	75-6070	Hose - Hydraulic	1

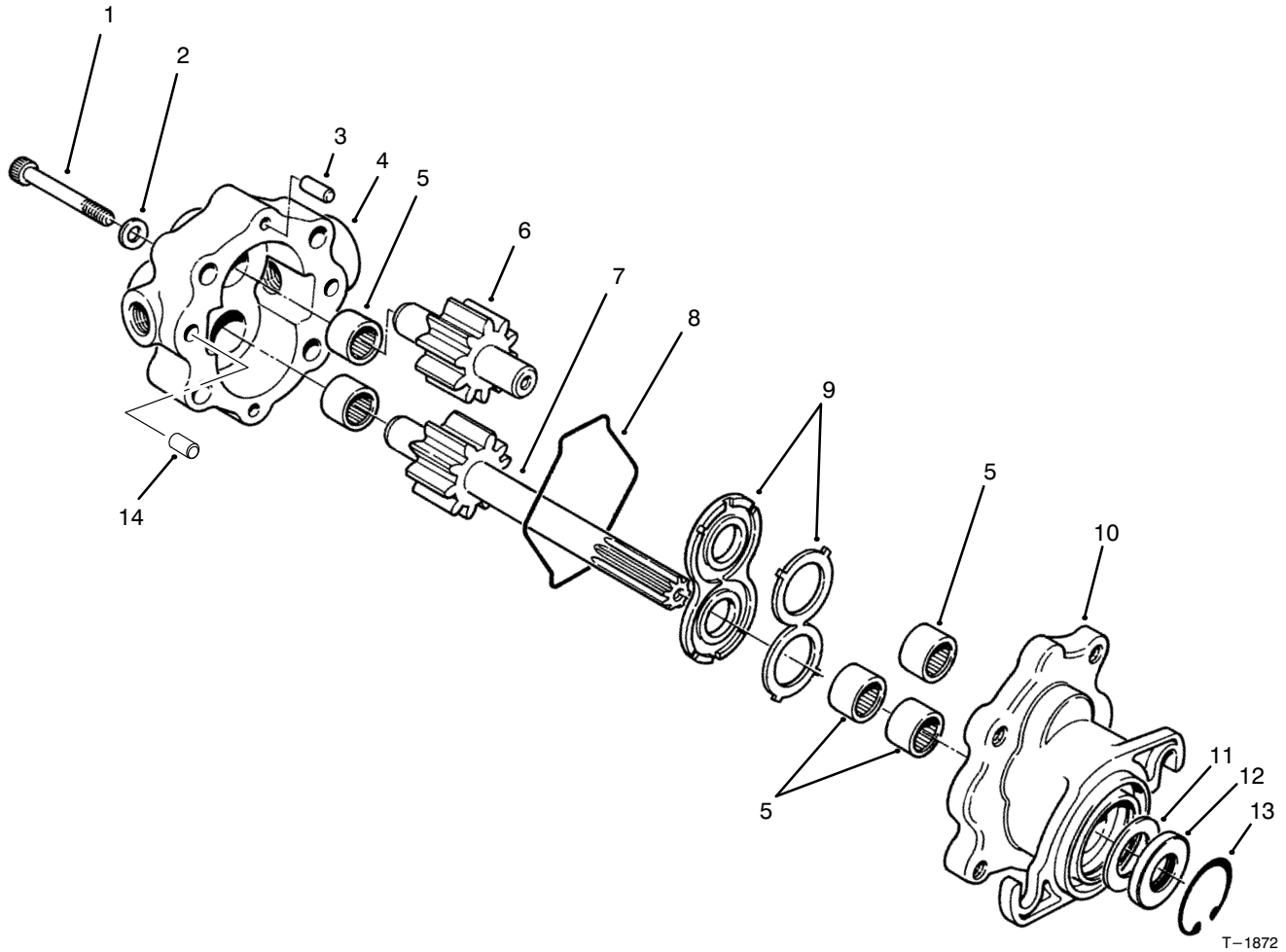


T-1150

## CUTTING UNIT HYDRAULIC COMPONENTS

Ref. No.	Part No.	Description	No. Used
1	92-1724	Hose - Hydraulic	1
2	237-78	O-Ring	5
3	340-103	Fitting - Hydraulic 45° (Incl. Ref. #2 & 4)	5
4	237-21	O-Ring	8
5	92-1722	Hose - Hydraulic	1
6	92-1725	Hose - Hydraulic	1
7	340-18	Fitting - Hydraulic 90° (Incl. Ref. #18 & 19)	10
8	92-1719	Hose - Hydraulic	1
9	91-1717	Hose - Hydraulic	1
10	92-1723	Hose - Hydraulic	1

Ref. No.	Part No.	Description	No. Used
11	88-9460	Hose - Hydraulic	1
12	92-1718	Hose - Hydraulic	1
13	340-21	Fitting - Hydraulic Tee (Incl. Ref. #4)	1
14	92-1721	Hose - Hydraulic	1
15	92-1727	Hose - Hydraulic	1
16	92-1726	Hose - Hydraulic	1
17	92-1728	Hose - Hydraulic	1
18	237-79	O-Ring	10
19	237-22	O-Ring	10
20	92-1729	Hose - Hydraulic	1
21	93-1375	Motor - Hydraulic	5



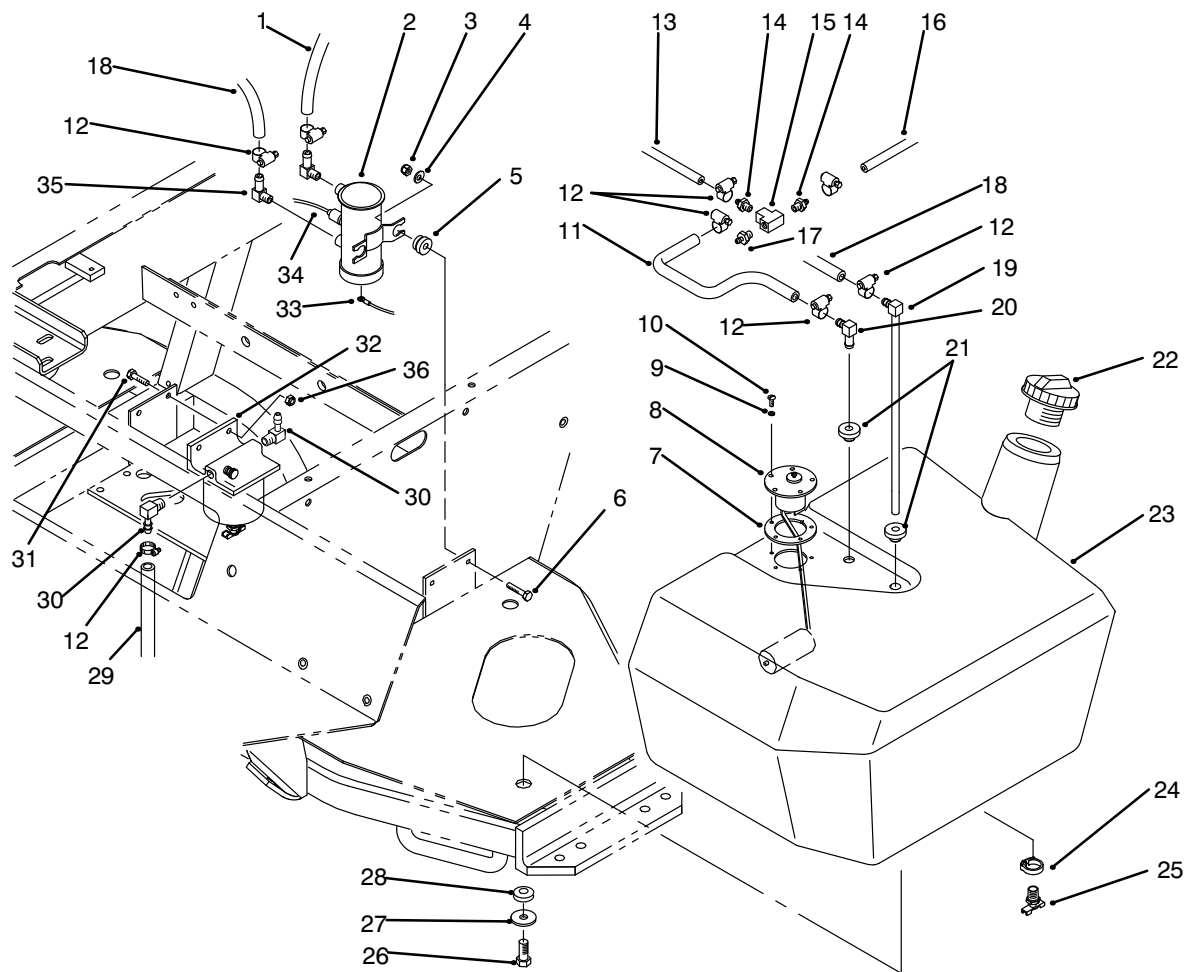
T-1872

## REEL MOTOR ASSEMBLY NO. 93-1375

Ref. No.	Part No.	Description	No. Used
1	354-50	Screw-Hex Socket Hd.	4
2	354-51	Washer	4
3	353-599	Pin-Dowel	2
4	93-3614	Assembly - Cover (Incl. Ref. #5)	1
†5		Bearing-Needle	5
6	93-3616	Assembly - Idler Gear	1
7	93-3617	Assembly - Drive Shaft	1
8	354-46	Ring-Seal	1

Ref. No.	Part No.	Description	No. Used
9	74-3810	Assembly - Load Plate	1
10	92-8795	Assembly - Body (Incl. Ref. #5)	1
†11		Spacer	1
†12		Seal-Shaft	1
13	32151-41	Ring - Retaining	1
14	92-8796	Pin - Dowel	2
*	92-8863	Repair Kit (Incl. Ref. #8, & 11-13)	1

\*Not Illustrated



T-1884A

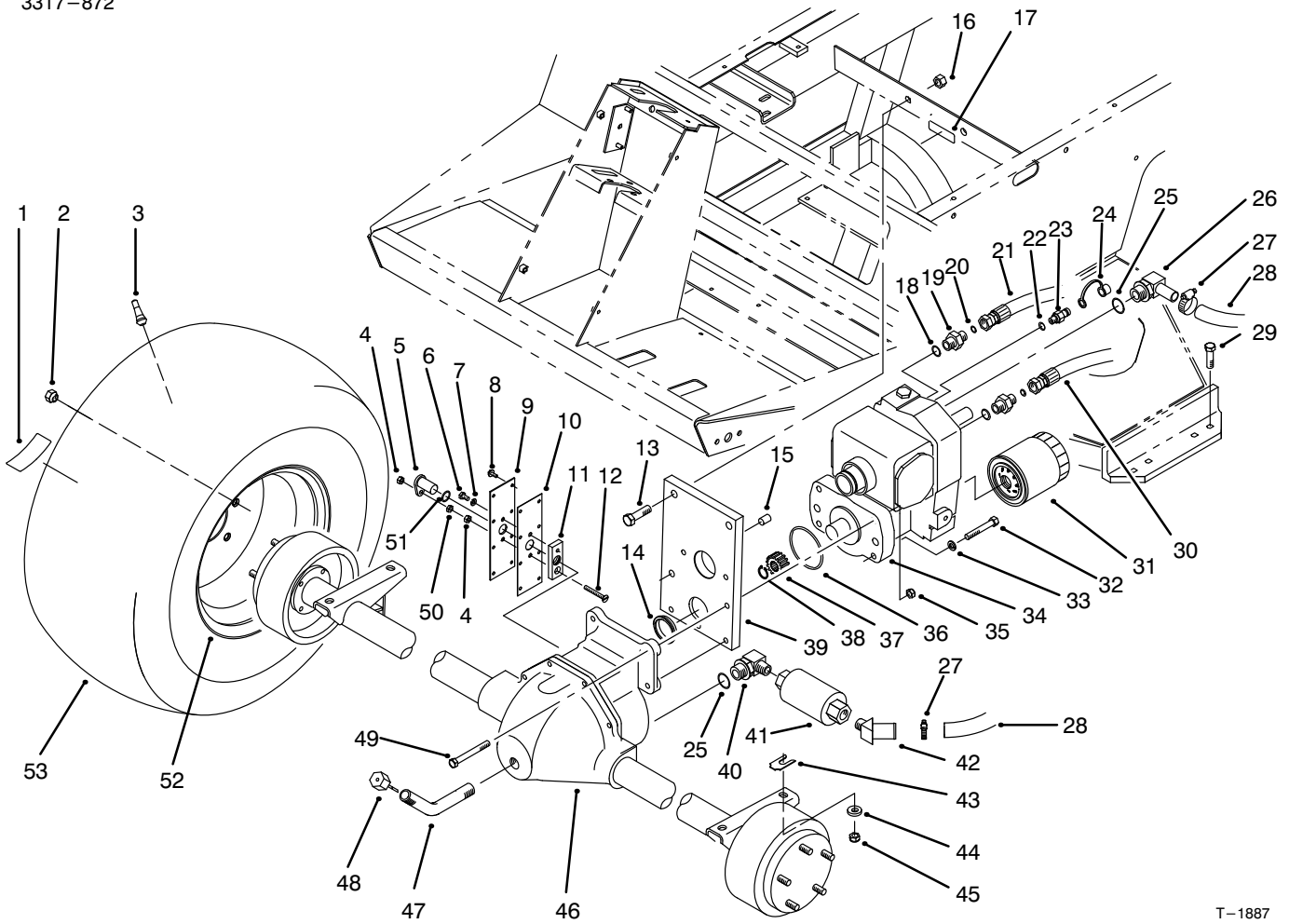
## FUEL TANK ASSEMBLY

Ref. No.	Part No.	Description	No. Used
1	63-7610	Hose - Fuel	1
2	53-8150	Assembly - Fuel Pump (Incl. Ref. #5 & 33-34)	1
3	3296-42	Nut - Lock	2
4	3256-22	Washer - Flat	2
†5		Mount - Rubber	2
6	321-8	Screw - Cap Hex. Hd.	2
7	62-7650	Gasket - Sending Unit	1
8	63-7640	Unit - Sending	1
9	3253-15	Washer - Lock	5
10	32122-24	Screw - Round Hd.	5
11	27-5340	Hose - Fuel	1
12	2412-108	Clamp - Hose	11
13	75-4700	Hose - Fuel	1
14	354-22	Fitting - Fuel, Straight	2
15	354-20	Fitting - Fuel Tee	1
16	75-4701	Hose - Fuel	1
17	354-21	Fitting - Fuel Straight	1
18	44-2670	Hose - Fuel	1

Ref. No.	Part No.	Description	No. Used
19	66-8121	Standpipe - Elbow 90°	1
20	46-6550	Connector - Fuel, Elbow 90°	1
21	46-6560	Grommet	2
22	93-3102	Cap - Fuel Tank	1
23	94-3510	Assembly - Fuel Tank (Incl. Ref. #24-25)	1
24	2412-36	Clamp - Drain	1
25	304-46	Fitting - Drain	1
26	33103-025	Screw - Hex. Flange Hd.	3
27	63-8410	Washer - Flat	3
28	240-11	Grommet	3
29	63-7628	Hose - Fuel	1
30	353-781	Fitting - 90°	2
31	321-6	Screw - Cap Hex. Hd.	2
32	63-7650	Filter - Fuel	1
33	70-8530	Wire - Fuel Pump	1
34	218-579	Wire - Fuel Pump	1
35	67-1690	Fitting - Fuel Elbow 90°	2
36	32128-33	Nut - Lock, Flange	2

\*Not Illustrated

†Not Serviced Separately



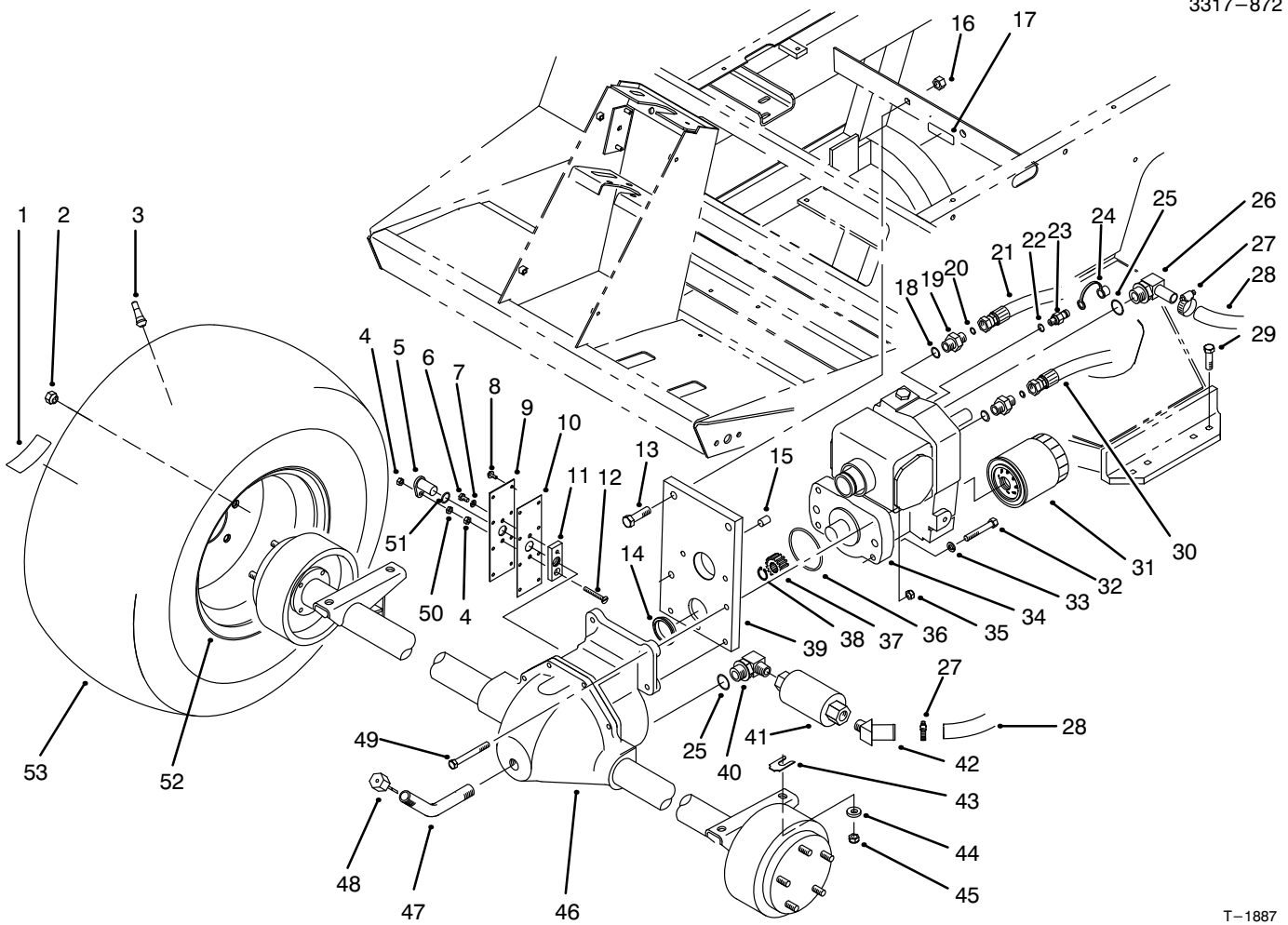
T-1887

## FRONT AXLE & TRANSMISSION ASSEMBLY

Ref. No.	Part No.	Description	No. Used
1	76-8730	Decal – Bolt Torque	2
2	23-7270	Nut – Lug	10
3	232-27	Stem – Valve	2
4	3296-56	Nut – Lock	2
5	85-4350	Sensor – Gear Tooth	1
6	321-2	Screw – Cap Hex. Hd.	1
7	3253-3	Washer – Lock	1
8	32144-112	Screw – Cap Hex. Hd.	8
9	85-4330	Cover – Gear	1
10	92-5797	Gasket – Axle	1
11	85-4340	Plate – Sensor Mounting	1
12	32108-9	Screw – Machine	1
13	325-7	Screw – Cap Hex. Hd.	2
14	75-3110	Collar – Transmission	1
15	92-4808	Sleeve – Trans. Pilot	1
16	3296-23	Nut – Lock	2
‡17	77-0490	Decal – Bolt	1
17	93-6691	Decal – Bolt (Europe)	1
18	237-79	O-Ring	2
19	340-3	Fitting – Hydraulic, Straight (Incl. Ref. #18 & 20)	2
20	237-22	O-Ring	2
21	93-0076	Hose – Hydraulic	1
22	237-78	O-Ring	1
23	354-77	Fitting – Hydraulic Test Port (Incl. Ref. #22)	1

Ref. No.	Part No.	Description	No. Used
24	354-79	Cap – Test Port	1
25	237-81	O-Ring	2
26	75-4720	Fitting – Hydraulic 90° (Incl. Ref. #25)	1
27	2412-129	Clamp – Hose	2
28	75-6350	Hose	1
29	324-7	Screw – Cap Hex. Hd.	4
30	93-0075	Hose – Hydraulic	1
31	75-1330	Filter – Oil	1
32	323-12	Screw – Cap Hex. Hd.	2
33	3253-21	Washer – Lock	2
34	75-0012	Assembly – Transmission	1
35	3296-39	Nut – Lock	2
36	237-161	O-Ring	1
37	86-7220	Gear – Pinion	1
38	32151-62	Ring – Retaining	1
39	92-4846	Asm. – Trans. Support (Incl. Ref. #14 & 15)	1
40	354-75	Fitting – Hydraulic 90° (Incl. Ref. #25)	1
41	75-6340	Strainer – In-Line	1
42	354-72	Fitting – Hydraulic 45°	1
43	42-6080	Shim – Axle	A/R
44	66-6480	Washer – Flat	4
45	3296-48	Nut – Lock	4
46	93-0084	Assembly – Front Axle	1

‡For different language versions of this part, see International Parts Reference.

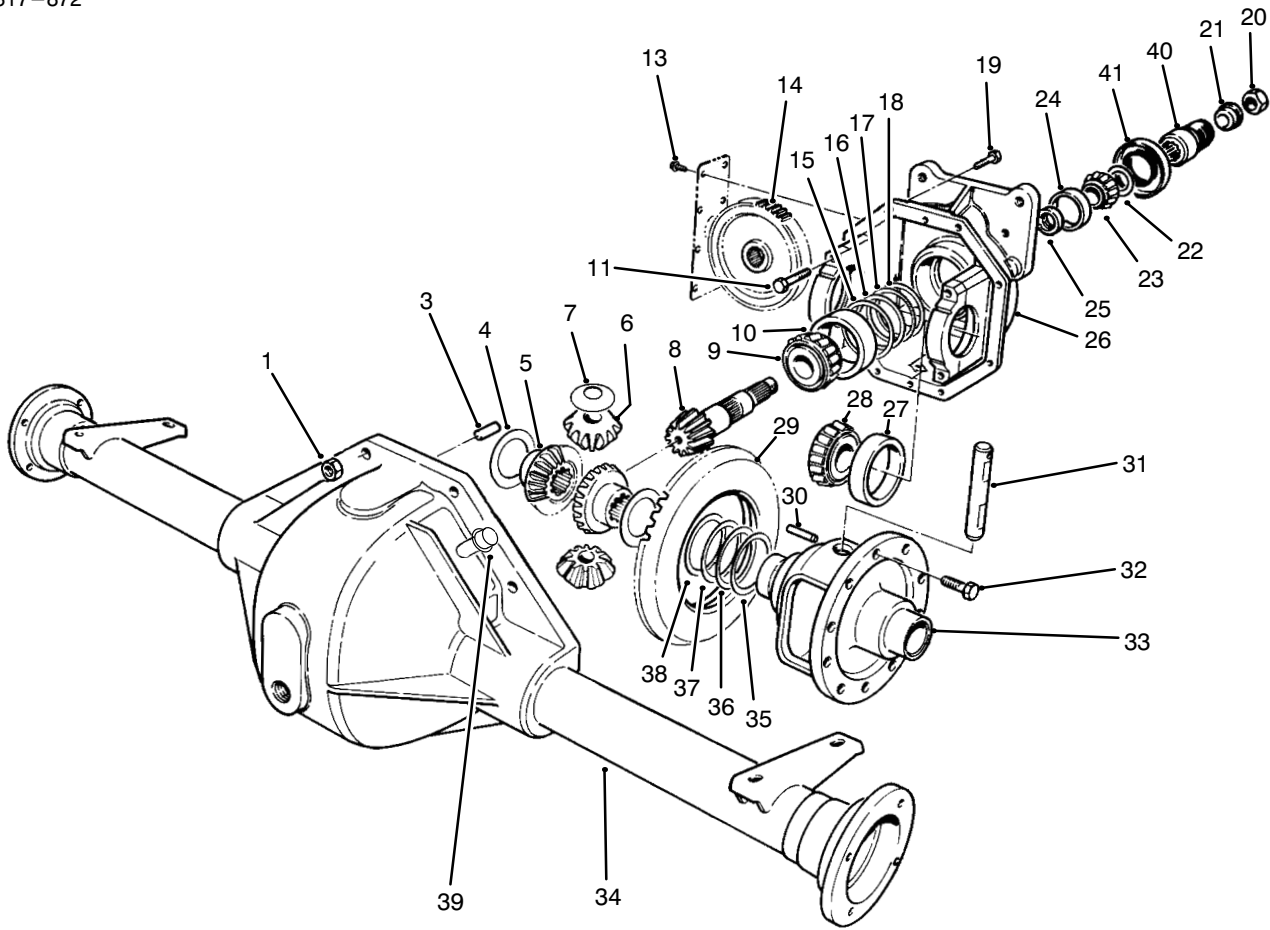


T-1887

## FRONT AXLE & TRANSMISSION ASSEMBLY (Continued)

Ref. No.	Part No.	Description	No. Used
47	75-6850	Tube - Oil Fill	1
48	27-3710	Dipstick - Axle	1
49	323-20	Screw - Cap Hex. Hd.	2
50	3218-1	Nut - Jam	1

Ref. No.	Part No.	Description	No. Used
51	237-181	O-Ring	1
52	217-120	Rim	2
53	231-134	Tire	2



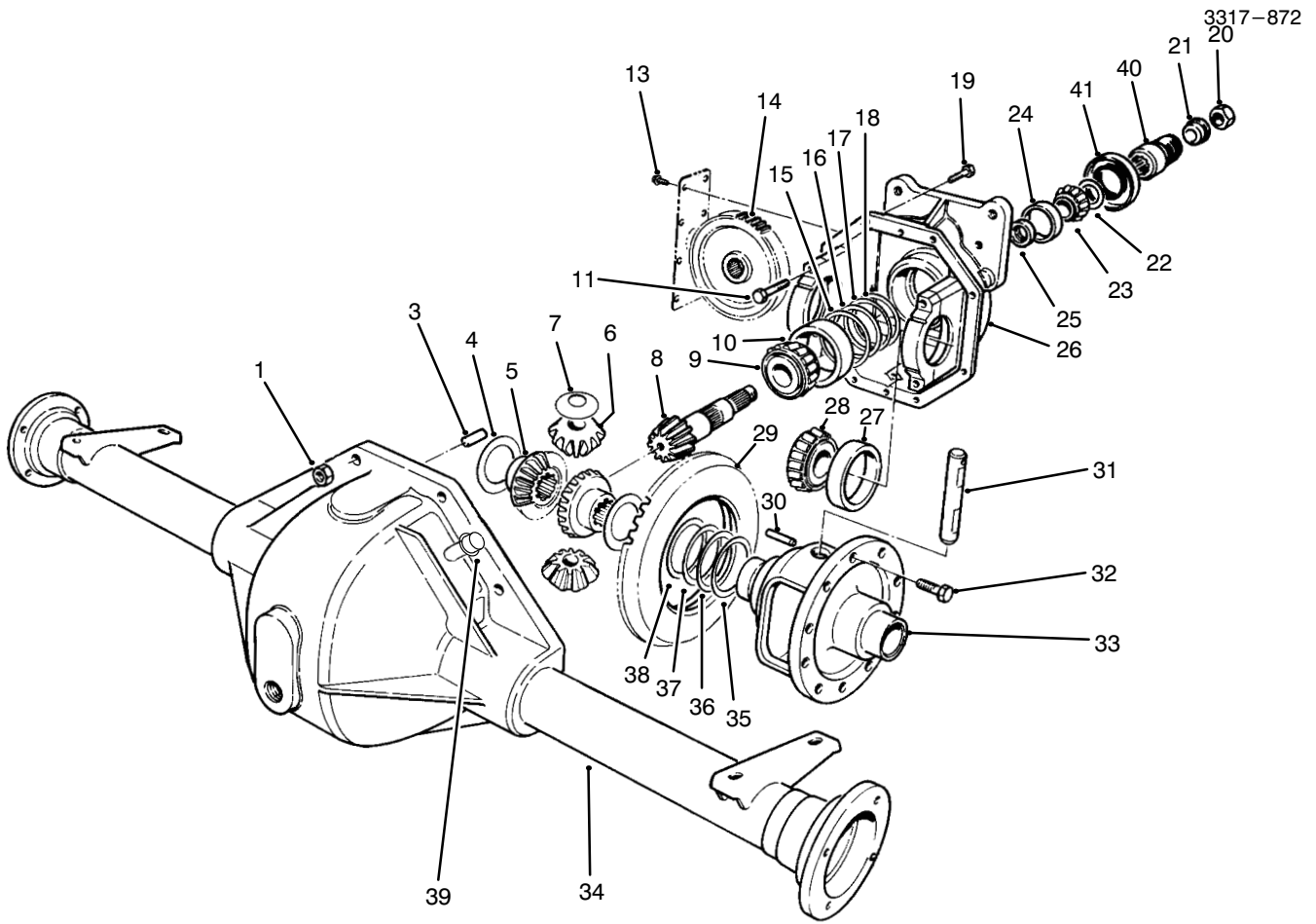
T-1315A

## FRONT AXLE ASSEMBLY NO. 93-0084

Ref. No.	Part No.	Description	No. Used
1	3219-2	Nut	8
3	21-8270	Pin-Dowel	2
4	21-7720	Washer-Thrust	2
5	24-8790	Gear-Bevel, Differential	2
6	21-7690	Gear-Pinion	2
7	21-7730	Washer-Thrust	2
†8		Pinion-Drive	1
9	43-6760	Cone-Bearing, tapered	1
10	43-6750	Cup-Bearing, Tapered	1
11	92-1773	Screw-Cap, Hex Hd.	4
13	32144-112	Screw-Thread Forming	8
14	86-7230	Gear-Spur	1
15	43-6710	Diff. Adjust. Shim .003	A/R
16	43-6711	Diff. Adjust. Shim .005	A/R
17	43-6712	Diff. Adjust. Shim .010	A/R
18	43-6713	Diff. Adjust. Shim .030	A/R
19	3210-8	Screw - Cap, Hex Hd.	8
20	71-4350	Nut	1
21	83-5130	Spacer - Pinion	1
22	72-3570	Shim .094 - Diff. Adjust.	A/R
*	72-3571	Shim .096 - Diff. Adjust.	A/R
*	72-3572	Shim .098 - Diff. Adjust.	A/R
22	72-3573	Shim .100 - Diff. Adjust.	A/R

Ref. No.	Part No.	Description	No. Used
*	72-3574	Shim .102 - Diff. Adjust.	A/R
*	72-3575	Shim .104 - Diff. Adjust.	A/R
*	72-3576	Shim .106 - Diff. Adjust.	A/R
*	72-3577	Shim .108 - Diff. Adjust.	A/R
*	72-3578	Shim .110 - Diff. Adjust.	A/R
*	72-3580	Shim .112 - Diff. Adjust.	A/R
*	72-3581	Shim .114 - Diff. Adjust.	A/R
*	72-3582	Shim .116 - Diff. Adjust.	A/R
*	72-3583	Shim .118 - Diff. Adjust.	A/R
*	72-3584	Shim .120 - Diff. Adjust.	A/R
*	72-3585	Shim .125 - Diff. Adjust.	A/R
*	72-3586	Shim .127 - Diff. Adjust.	A/R
*	72-3587	Shim .129 - Diff. Adjust.	A/R
*	72-3588	Shim .131 - Diff. Adjust.	A/R
*	72-3590	Shim .133 - Diff. Adjust.	A/R
*	72-3591	Shim .135 - Diff. Adjust.	A/R
*	72-3592	Shim .137 - Diff. Adjust.	A/R
*	72-3593	Shim .139 - Diff. Adjust.	A/R
*	72-3594	Shim .141 - Diff. Adjust.	A/R
*	72-3595	Shim .143 - Diff. Adjust.	A/R
*	72-3596	Shim .145 - Diff. Adjust.	A/R
*	72-3597	Shim .147 - Diff. Adjust.	A/R

\*Not Illustrated  
 †Not Serviced Separately



T-1315A

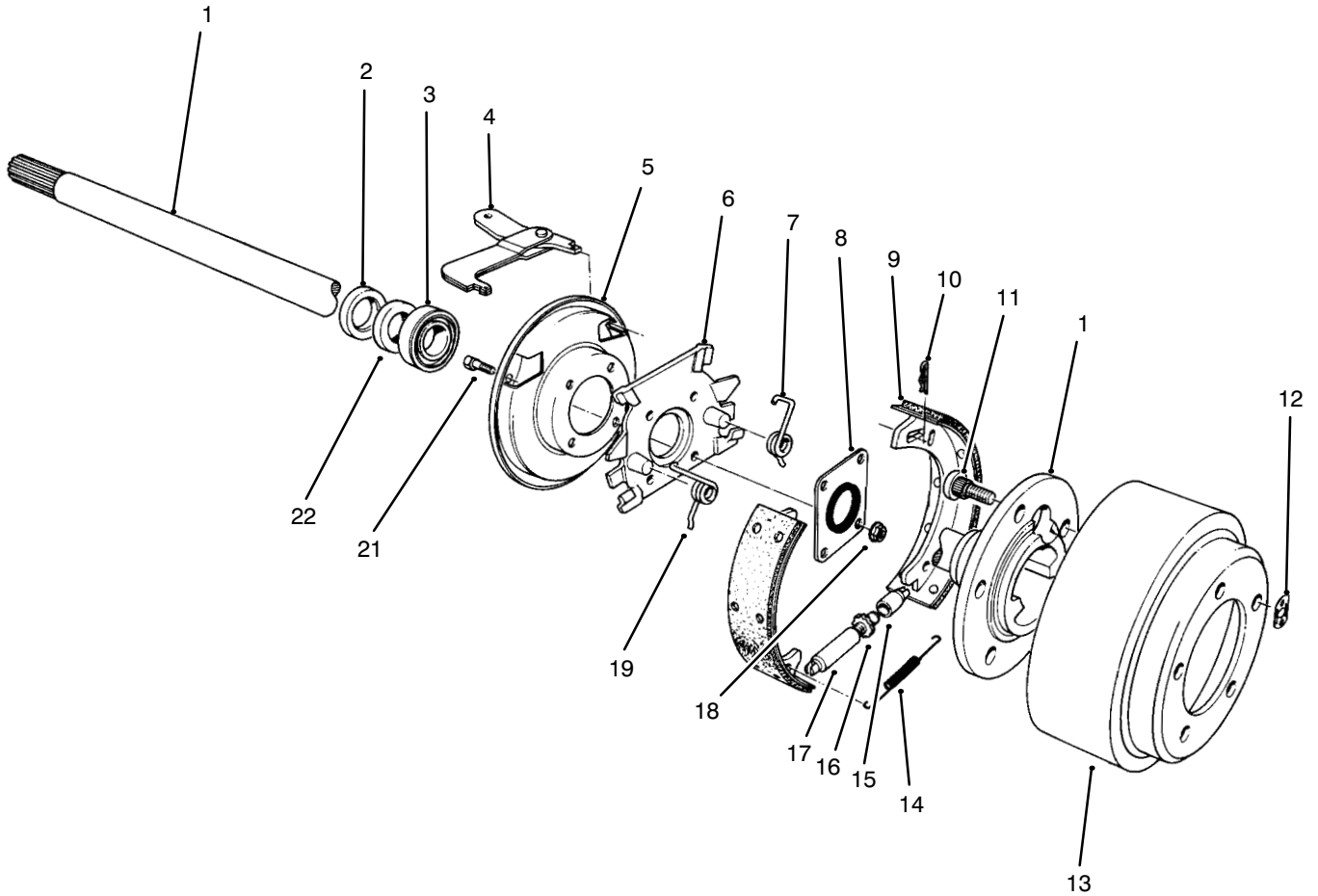
## FRONT AXLE ASSEMBLY NO. 93-0084 (Continued)

Ref. No.	Part No.	Description	No. Used
22	72-3598	Shim .149 - Diff. Adjust.	A/R
*	72-3600	Shim .151 - Diff. Adjust.	A/R
23	254-91	Cone-Bearing	1
24	21-8390	Cup-Bearing	1
25	21-8020	Spacer-Front Pinion	1
26	93-3619	Upper Housing (Incl. Ref. #11)	1
27	254-66	Cup-Tapered Bearing	2
28	254-65	Cone-Tapered Bearing	2
†29		Gear-Ring	1
30	21-7710	Pin-Roll	1
31	21-7700	Shaft-Pinion Mate	1
32	21-7770	Screw-Drive Gear	5
33	21-7670	Case-Differential	1

Ref. No.	Part No.	Description	No. Used
34	75-0721	Housing-Lower	1
35	21-8120	Diff. Adjust. Shim .030	A/R
36	21-8110	Diff. Adjust. Shim .010	A/R
37	21-8100	Diff. Adjust. Shim .005	A/R
38	21-8090	Diff. Adjust. Shim .003	A/R
39	72-9420	Assembly - Vent Tube	1
40	83-4910	Coupler - Pinion	1
41	71-4330	Seal	1
*	93-3618	Assembly - Gear & Pinion (Incl. Ref. #8 & 29)	1
*	93-3617	Assembly - Differential (Incl. Ref. #4-10, 14-33, 35-38, 40 & 41)	1

\*Not Illustrated

†Not Serviced Separately



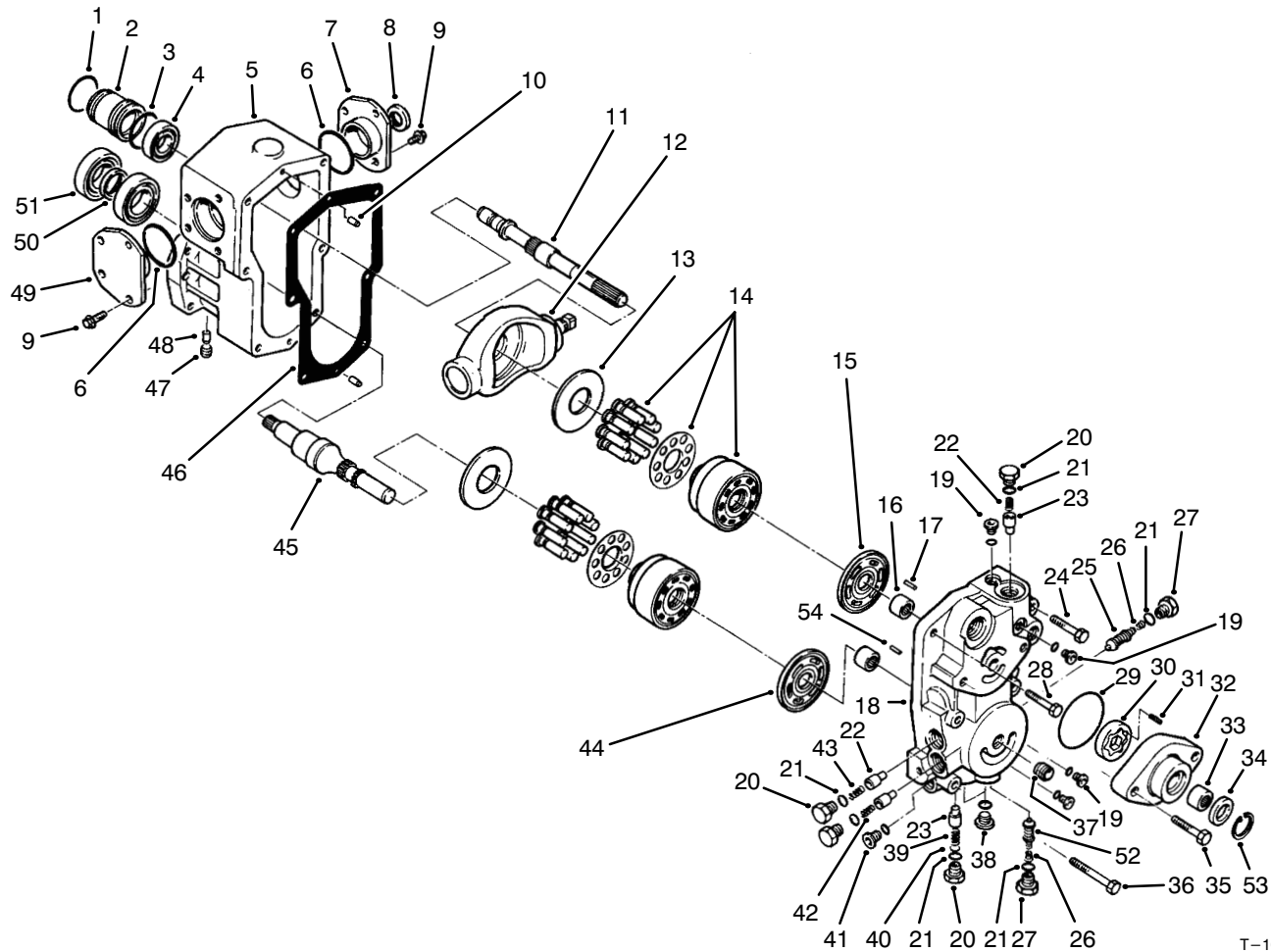
T-0421A

## BRAKE ASSEMBLY

Ref. No.	Part No.	Description	No. Used
1	27-6862	Shaft-Axle, Flanged L.H.	1
*	27-6852	Shaft-Axle, Flanged R.H.	1
2	92-1774	Seal-Oil	2
3	21-8180	Bearing	2
4	24-9180	Lever, Brake, Parking	2
5	21-9450	Shield-Dust	2
6	43-6810	Spider-Torque	2
7	21-9430	Spring-Shoe Return, R.H.	2
8	28-0670	Seal-Oil	2
9	84-8590	Assembly - Shoe & Lining	4
10	21-9460	Retainer-Brake, Parking	4
11	242-34	Stud-Flange, Axle	10

Ref. No.	Part No.	Description	No. Used
12	21-8360	Clip-Retaining	2
13	28-0680	Drum-Brake	2
14	21-9440	Spring-Adjusting Screw	2
15	21-9390	Socket-Adjusting Screw	2
16	21-9370	Screw-Adjusting	2
17	21-9380	Nut-Pivot	2
18	43-6800	Nut-Lock	8
19	21-9420	Spring-Shoe Return, L.H.	2
21	28-0660	Screw-Cap, Hex Hd.	8
22	24-8840	Ring-Bearing, Wheel	2
*	84-8600	Set of Lined Brake Shoes	1
*	92-8775	Gasket - Kit, Liquid	1

\*Not Illustrated



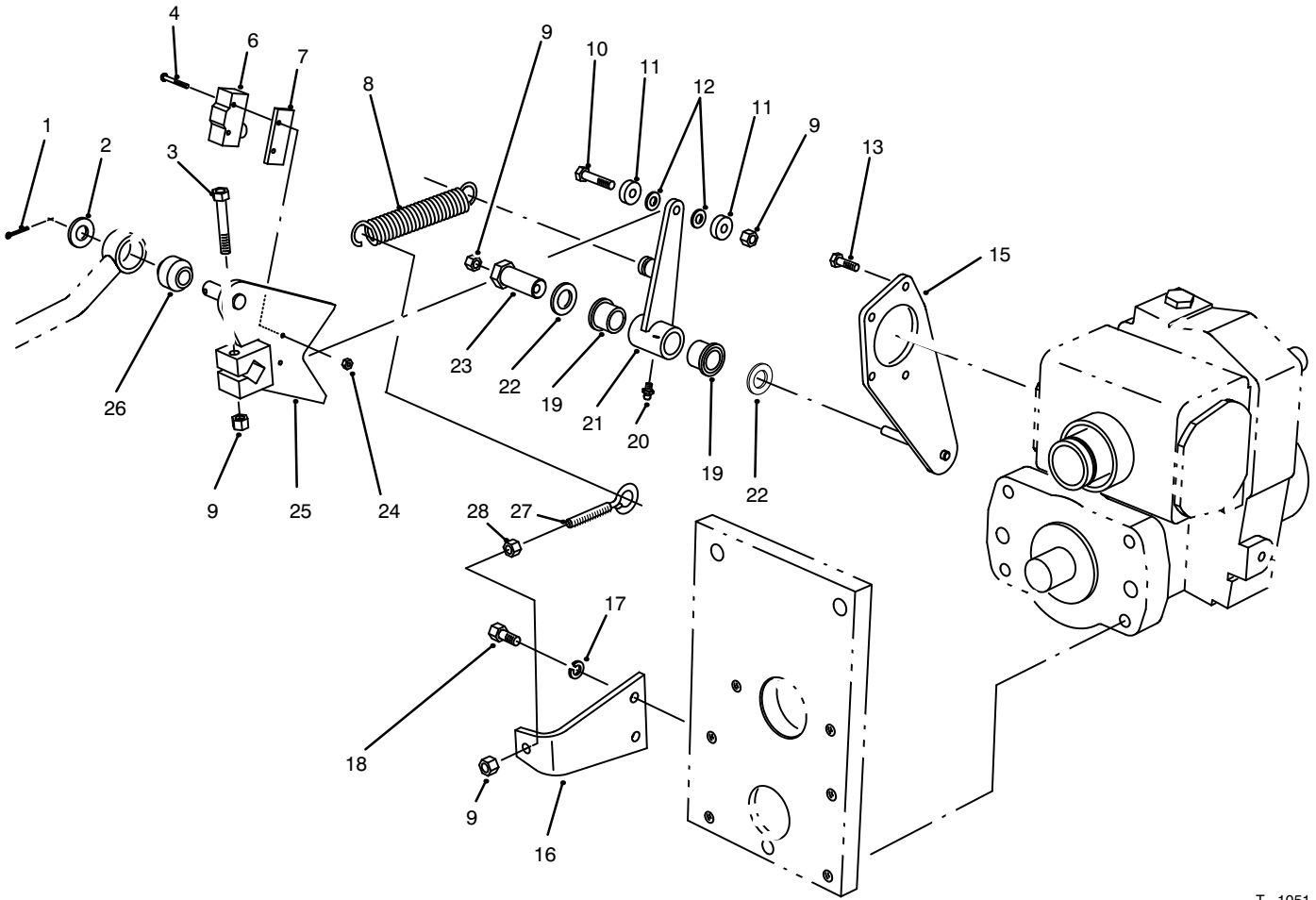
T-1006B

## TRANSMISSION ASSEMBLY NO. 75-0012

Ref. No.	Part No.	Description	No. Used
1	75-0430	Ring - Retaining	1
2	75-0150	Guide - Seal	1
3	75-0410	O-Ring	1
4	75-0520	Bearing - Ball	1
5	75-0020	Housing	1
6	75-0210	O-Ring	2
7	86-7520	Asm. - Trunnion Cover R.H.	1
8	75-0230	Seal - Lip	1
9	75-0090	Screw - Cap Hex Hd.	8
10	75-0480	Pin	2
11	86-7540	Shaft - Pump	1
12	75-0390	Plate - Swash	1
13	75-0400	Plate - Thrust	2
14	75-0470	Cylinder Block Kit	2
15	75-0380	Plate - Valve	1
16	75-0500	Bearing - Needle	2
17	75-0510	Pin	1
18	75-0040	Center Section	1
19	75-0170	Plug - Straight Thread	4
20	75-0060	Plug	4
21	75-0240	O-Ring	6
22	75-0290	Spring	2
23	75-0260	Valve - Relief	4
24	75-0130	Screw - Cap Hex. Hd.	3
25	93-0097	Valve - SCR	1
26	75-0140	Spring - Conical	1
27	75-0190	Plug - Special	2

Ref. No.	Part No.	Description	No. Used
28	75-0120	Screw - Cap Hex Hd.	1
29	75-0370	O-Ring	1
30	75-0360	Gerotor	1
31	75-0350	Pin	1
32	83-4780	Housing - Charge Pump	1
33	75-0340	Bearing - Needle	1
34	75-0330	Seal - Lip	1
35	75-0110	Screw - Cap Hex Hd.	2
36	75-0180	Screw - Cap Hex Hd.	2
37	75-0320	Nipple	1
38	75-0200	Plug - Straight Thread	2
39	75-0270	Spring	1
40	75-0310	Shim	1
41	75-0070	Plug	1
42	75-0280	Spring	1
44	93-0083	Plate - Valve	1
45	75-0440	Shaft - Motor	1
46	75-0030	Gasket - Housing	1
47	75-0160	Plug - Pipe	1
48	75-0220	Pin	2
49	86-7530	Asm. - Trunnion Cover L.H.	1
50	75-0450	Collar	1
51	75-0460	Bearing - Ball	2
52	75-6930	Valve - SCR	1
53	32120-74	Ring - Retaining	1
54	75-0250	Pin - Slotted	1

\*Not Illustrated

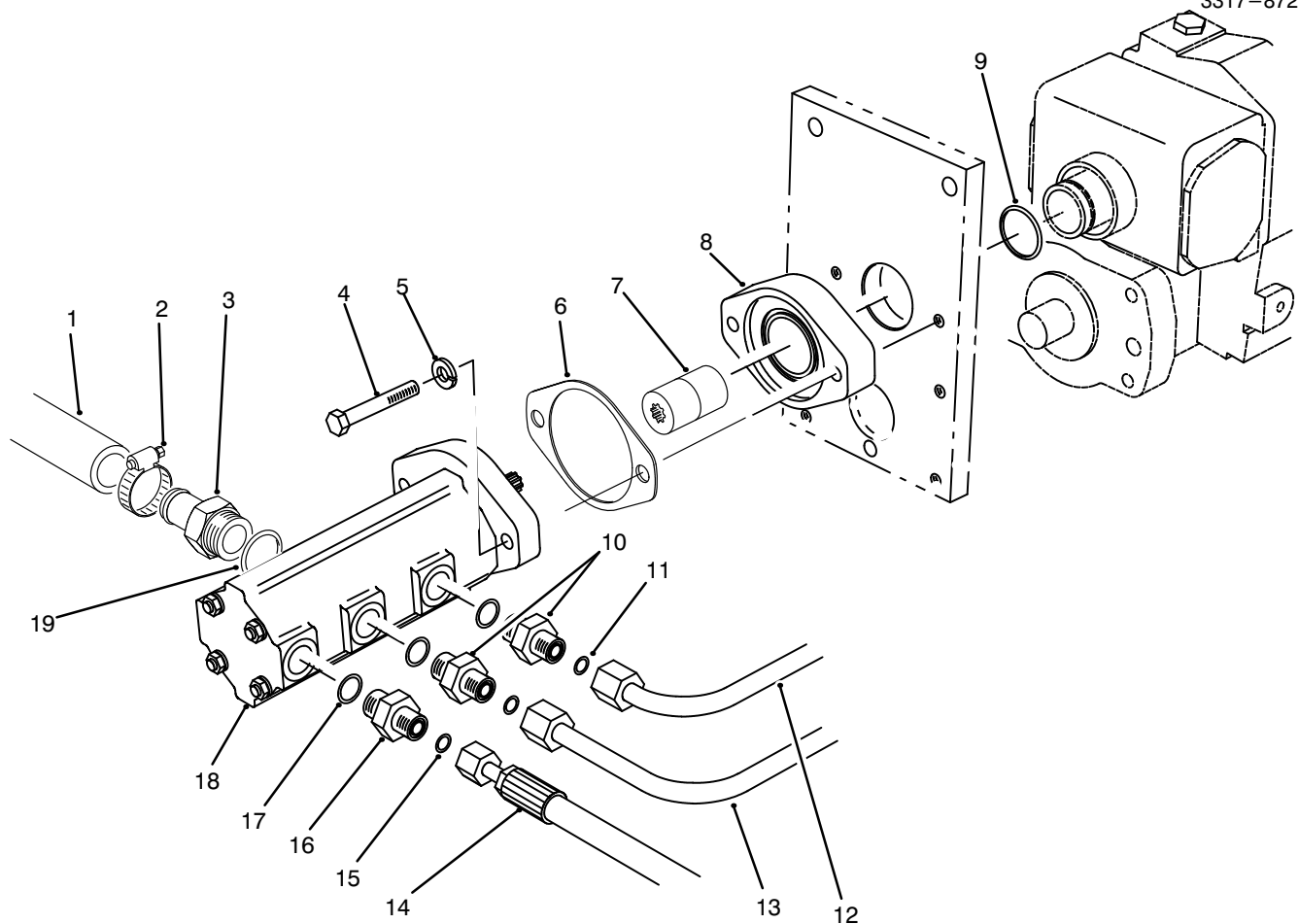


T-1051

## TRACTION CONTROL ASSEMBLY

Ref. No.	Part No.	Description	No. Used
1	3272-10	Pin - Cotter	1
2	3256-26	Washer - Flat	1
3	322-10	Screw - Cap Hex. Hd.	1
4	32105-21	Screw	2
6	29-6162	Switch - Neutral	1
7	75-4130	Plate - Switch	1
8	76-9430	Spring - Extension	1
9	3296-29	Nut - Lock	4
10	322-7	Screw - Cap Hex. Hd.	1
11	251-259	Bearing - Ball	2
12	75-5470	Spacer	2
13	32144-22	Screw - Cap Hex. Hd.	4
15	75-4080	Plate - Traction	1
16	85-9900	Plate - Spring Anchor	1

Ref. No.	Part No.	Description	No. Used
17	3253-4	Washer - Lock	2
18	322-3	Screw - Cap Hex. Hd.	2
19	256-113	Bushing - Flange	2
20	302-5	Fitting - Grease	1
21	92-2581	Assembly - Switch Arm (Incl. Ref. #19 & 20)	1
22	3-6498	Washer - Thrust	2
23	76-8640	Stud - Traction	1
24	3296-9	Nut - Hex.	2
25	75-4100	Control - Pump	1
26	23-2270	Bushing - Rubber	1
27	85-9910	Eyebolt	1
28	3217-6	Nut - Hex.	1

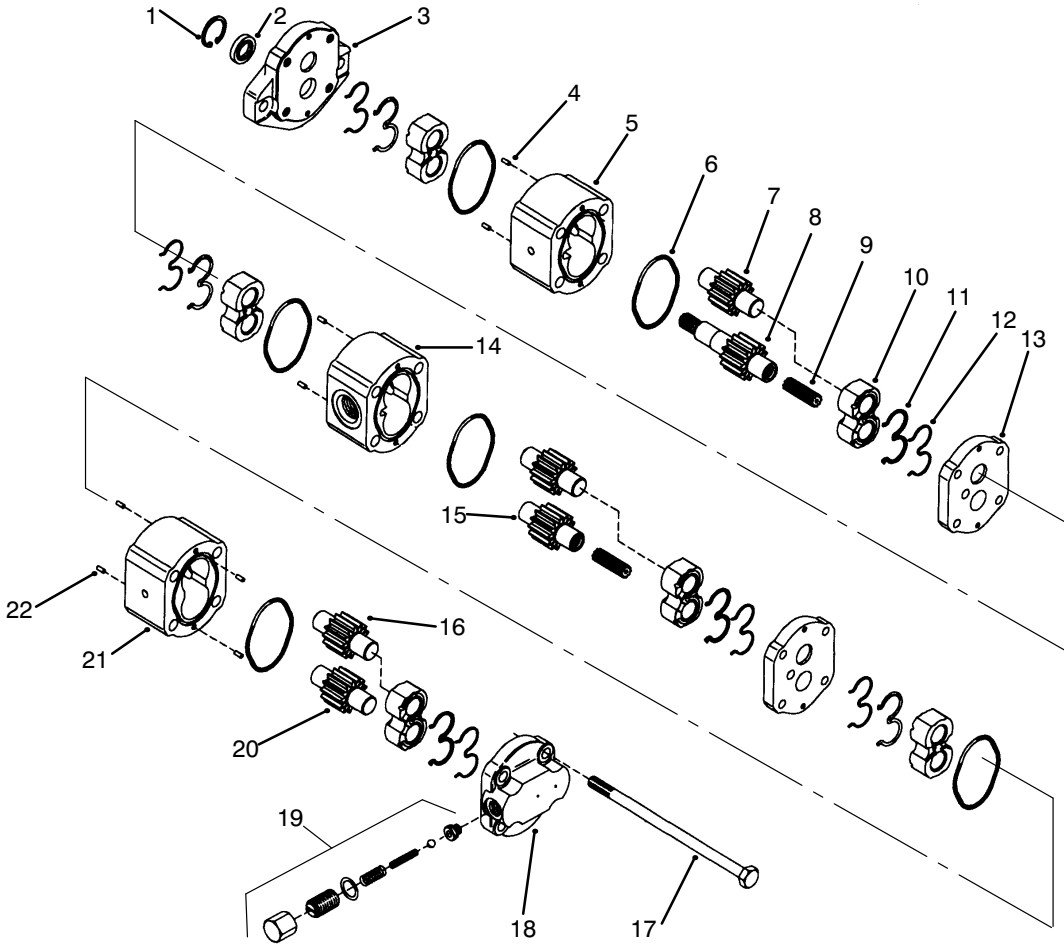


T-1928

## GEAR PUMP INSTALLATION ASSEMBLY

Ref. No.	Part No.	Description	No. Used
1	75-6870	Hose - Suction	1
2	2412-34	Clamp - Hose	1
3	354-78	Fitting - Hydraulic	1
4	323-12	Screw - Cap Hex. Hd.	2
5	3253-5	Washer - Lock	2
6	93-3604	Gasket	1
7	93-1396	Coupler W.A. - Trans.	1
8	75-4400	Adaptor - Transmission	1
9	237-163	O-Ring	1
10	340-4	Fitting - Hydraulic Straight (Incl. Ref. #11 & 17)	2

Ref. No.	Part No.	Description	No. Used
11	237-30	O-Ring	2
12	93-3642	Tube - Hydraulic	1
13	93-3643	Tube - Hydraulic	1
14	75-6240	Hose - Hydraulic	1
15	237-22	O-Ring	1
16	340-3	Fitting - Hydraulic Straight (Incl. Ref. #15 & 17)	1
17	237-79	O-Ring	3
18	93-1376	Assembly - Pump, Gear	1
19		O-Ring	1



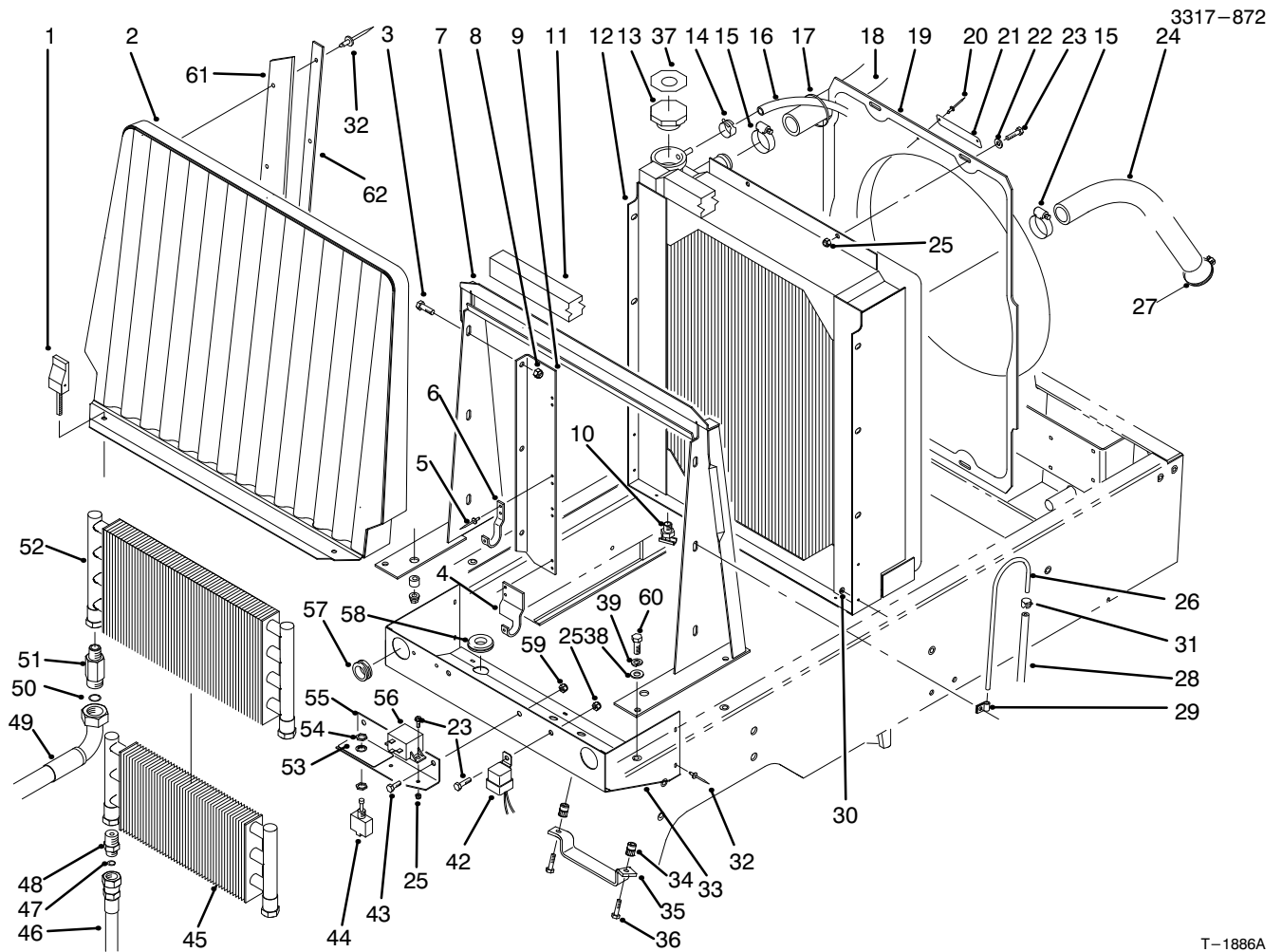
T-1935

## HYDRAULIC PUMP NO. 93-1376

Ref. No.	Part No.	Description	No. Used
1		Ring - Retaining	1
2		Seal - Shaft	1
3		Flange	1
4	93-4278	Pin - Dowel	4
5		Housing	1
6		O-Ring	2
7		Gear - Idler	1
8		Gear - Drive	1
9	93-4280	Coupling	2
10		Bearing	2
11		E-Seal	2
12		Ring - Backup	2
13	93-4279	Plate - Distance	2
14		Housing	1
15		Gear - Idler	1
16		Gear - Idler	1
17	93-4283	Bolt	4

Ref. No.	Part No.	Description	No. Used
18	93-4282	Block - Valve	1
19	93-4277	Kit - Valve	1
20		Gear - Idler	1
21		Housing	1
22	93-4281	Pin - Dowel	4
*	93-4268	Kit - Flange (Incl. Ref. #1-3)	1
*	93-4269	Kit - Housing, Section 1 (Incl. Ref. #6, 7, 10-12, 14 & 15)	1
*	93-4270	Kit - Housing, Section 2 (Incl. Ref. #5-8, & 10-12)	1
*	93-4271	Kit - Housing, Section 3 (Incl. Ref. #6, 10-12, 16, & 20-21)	1
*	93-4272	Kit - Individual Pieces (Incl. Ref. #2, 6, 11, & 12)	1

\*Not Illustrated



T-1886A

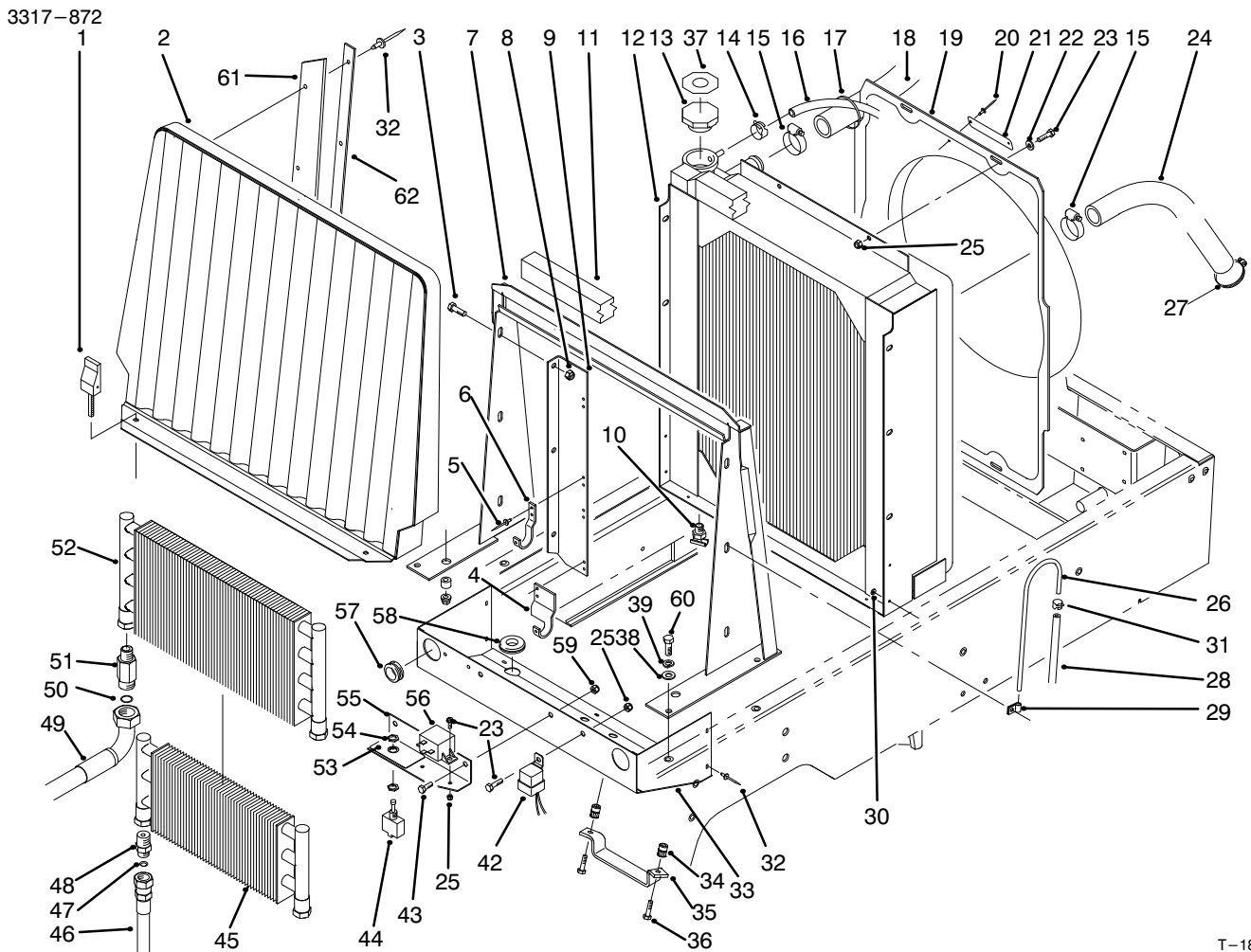
## RADIATOR ASSEMBLY

Ref. No.	Part No.	Description	No. Used
1	93-1374	Latch - Swell	2
2	93-0032	Hsg. W.A. - Front Screen	1
3	3234-5	Screw - Whiz Lock	6
4	93-0090	Bracket - Mount RH, Cooler	1
*4	93-0089	Bracket - Mount LH, Cooler	1
5	3269-15	Rivet - Pop	8
6	75-0930	Hook - Oil Cooler	4
7	93-0038	Support W.A. - Radiator	1
8	32128-20	Nut - Whiz	6
9	93-0030	Asm. - Cooler Mount R.H. (Incl. Ref. #4-6)	1
*	93-0071	Asm. - Cooler Mount L.H. (Incl. Ref. #*4-6)	1
10	304-46	Drain - Radiator	1
11	93-0005	Strip - Foam, Top	1
12	93-0020	Radiator	1
13	66-3240	Cap - Radiator	1
14	92-2379	Clamp - Hose	2
15	2412-34	Clamp - Hose	2
16	75-2851	Hose - Expansion Tank	1
17	3290-378	Tie - Cable	1
18	93-0023	Hose - Radiator Upper	1
19	93-0022	Shroud - Fan	1

Ref. No.	Part No.	Description	No. Used
20	3290-271	Rivet - Pop	2
‡21	76-8750	Plate - Caution	1
21	93-6681	Plate - Caution (Europe)	1
22	3256-22	Washer - Flat	4
23	321-4	Screw - Cap Hex. Hd.	7
24	93-0024	Hose - Radiator Lower	1
25	3296-42	Nut - Lock	7
26	66-3180	Tube - Vent	1
27	2412-3	Clamp - Hose	2
28	75-4701	Hose - Fuel Vent	1
29	2412-103	Clamp - R	2
30	3269-10	Washer - Back-up	7
32	3269-13	Rivet - Pop	17
33	93-0025	Shield W.A. - Radiator	1
34	32148-7	Nut - Clinch	2
35	93-3626	Bracket - Hose	1
36	322-4	Screw - Cap Hex. Hd.	2
37	93-7840	Decal - Radiator Cap (Europe)	1
38	3256-23	Washer - Flat	4
39	3253-4	Washer - Lock	4
42	63-7590	Relay - Starter	1
43	322-2	Screw - Cap Hex. Hd.	2

\*Not Illustrated

‡For different language versions of this part, see International Parts Reference.



T-1886A

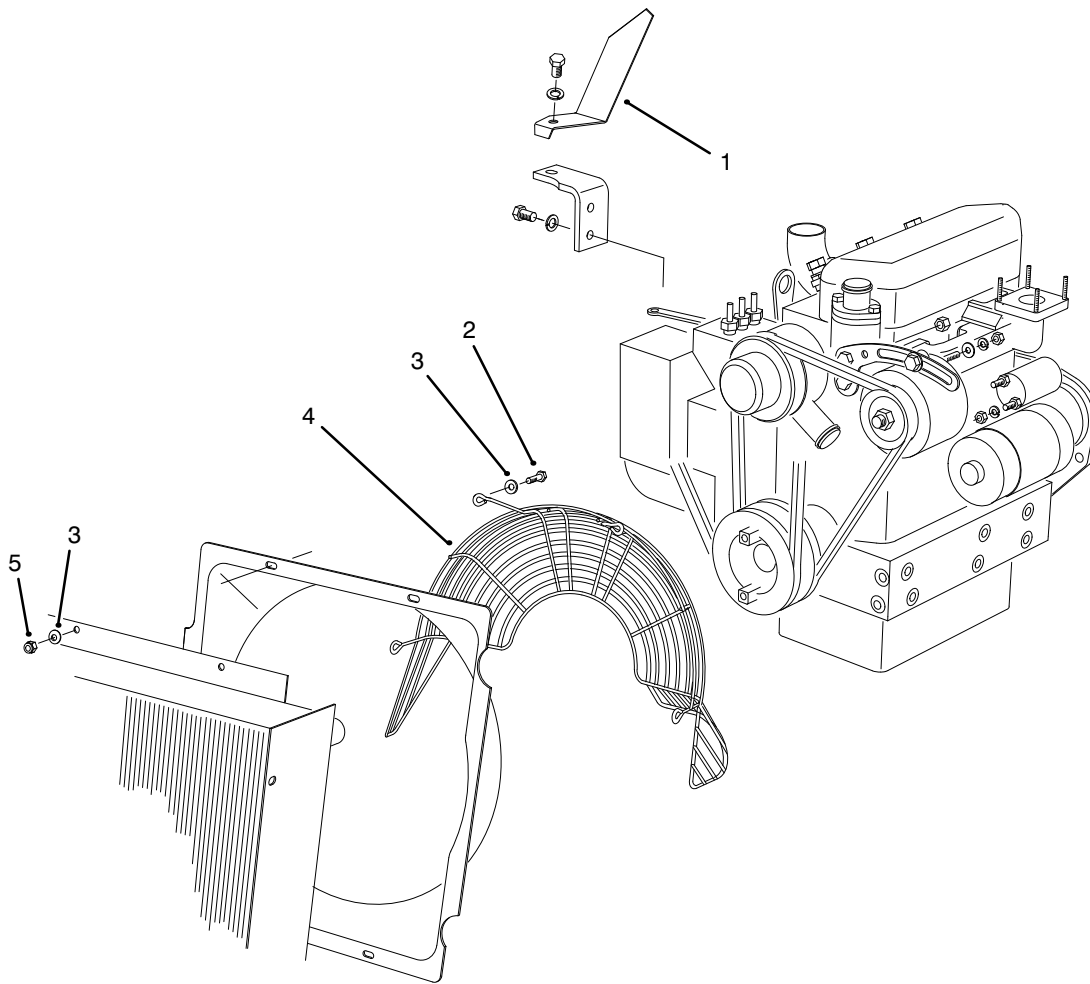
## RADIATOR ASSEMBLY (Continued)

Ref. No.	Part No.	Description	No. Used
44	75-1020	Switch - Backlap (Incl. Ref. #54)	1
45	24-0760	Exchanger - Heat	1
46	93-0076	Hose - Trans. to Cooler	1
*	93-0075	Hose - Trans. to Cooler	1
47	237-22	O-Ring	2
48	340-124	Fitting - Straight	2
49	93-0077	Hose - Cooler, R.H.	1
*	93-0078	Hose - Cooler, L.H.	1
50	237-65	O-Ring	2
51	92-4999	Fitting - Hydraulic 90° (Incl. Ref. #50)	2

Ref. No.	Part No.	Description	No. Used
52	75-1040	Cooler - Oil	1
‡53	75-0750	Decal - Backlap	1
53	93-6684	Decal - Backlap (Europe)	1
54	218-498	Nut - Lock	2
55	75-3390	Bracket - Backlap	1
56	66-8800	Relay - Glow Plug	1
57	240-3	Grommet	2
58	93-0082	Grommet	2
59	3296-29	Nut - Lock	2
60	322-5	Screw - Cap Hex. Hd.	4

\*Not Illustrated

‡For different language versions of this part, see International Parts Reference.



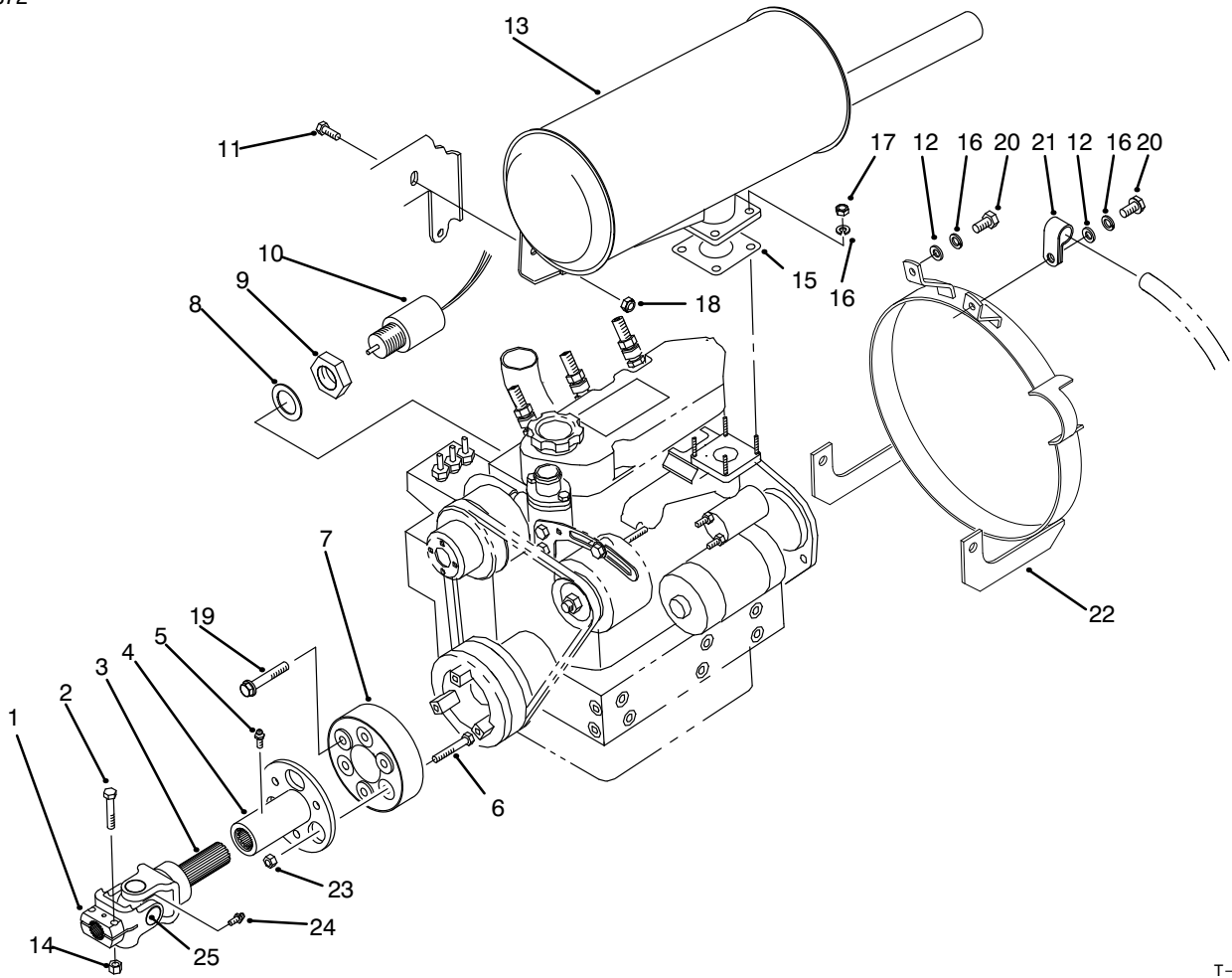
T-2016

## FAN GUARD & FLYWHEEL SHIELD ASSEMBLY (Europe)

Ref. No.	Part No.	Description	No. Used
1	93-9933	Shield - Flywheel	1
2	321-6	Screw - Cap Hex. Hd.	4
3	3256-22	Washer - Flat	8

Ref. No.	Part No.	Description	No. Used
4	93-7182	Guard - Fan	1
5	3296-42	Nut - Lock	4

\*Not Illustrated



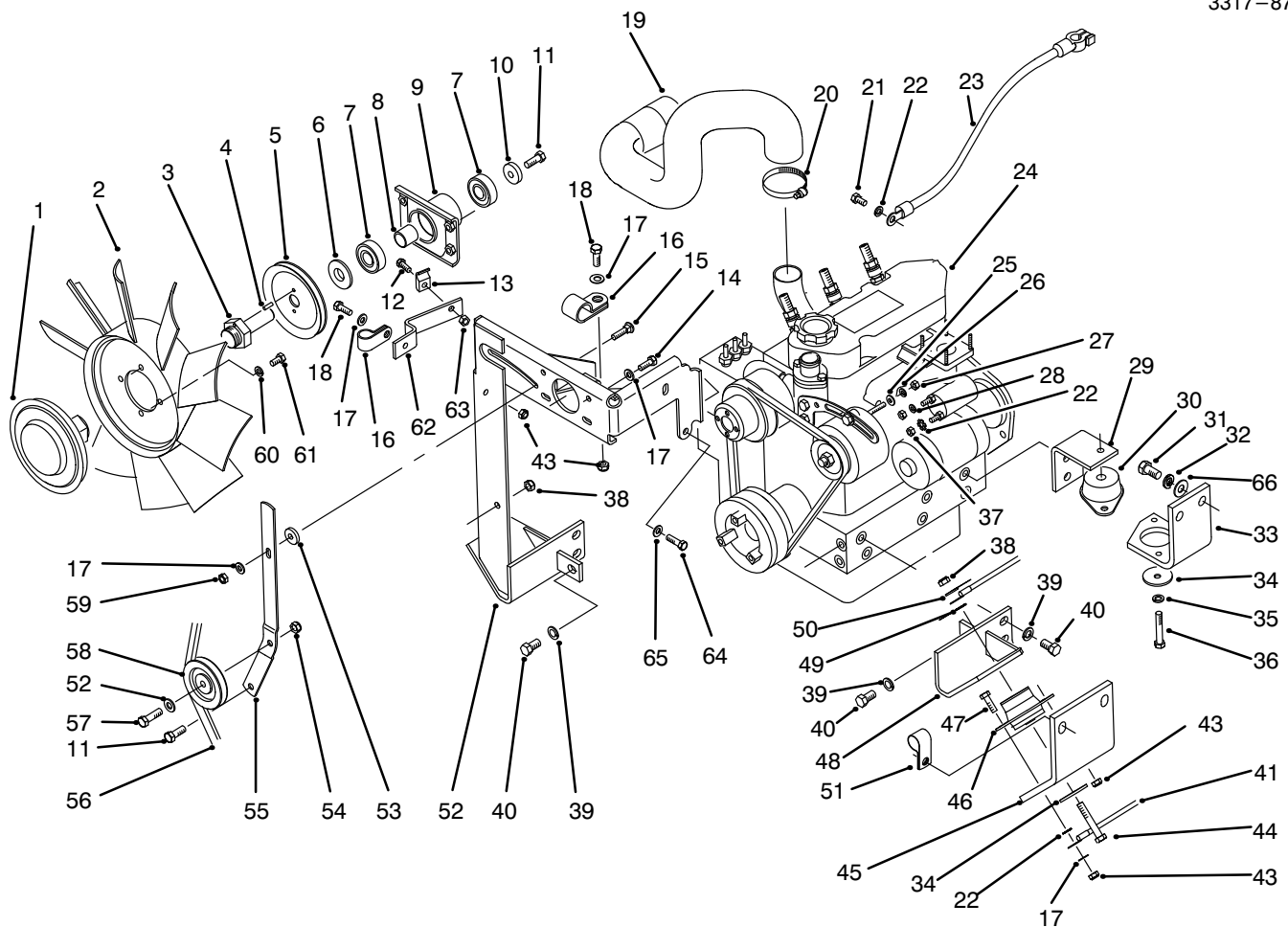
T-1883

## MUFFLER & PUMP DRIVE ASSEMBLY

Ref. No.	Part No.	Description	No. Used
1	54-9040	Yoke - End	1
2	322-9	Screw - Cap Hex. Hd.	2
3	93-0047	Yoke - Shaft	1
4	93-0045	Yoke - Slip Tube	1
5	302-5	Fitting - Grease	1
6	66-9303	Screw - Cap Hex. Hd.	3
7	86-3040	Coupling - Driveshaft	1
8	43-2740	Gasket	1
9	43-2750	Nut - Lock	1
10	63-7440	Solenoid - Stop	1
11	3234-17	Screw - Cap Hex. Hd.	1
12	3256-70	Washer - Flat	2
13	93-0044	Muffler	1
*	75-6880	Screen - Spark Arrester (Optional)	1

Ref. No.	Part No.	Description	No. Used
14	3296-29	Nut - Lock	2
15	93-3423	Gasket - Muffler	1
16	42-9850	Washer - Lock	6
17	48-7930	Nut - Lock	4
18	32128-20	Nut - Flange Head	1
19	66-9302	Screw - Cap Hex. Hd.	3
21	2412-81	Clamp - R	1
20	48-7710	Screw - Cap Hex. Hd.	2
22	93-3644	Guard - Flywheel	1
23	3296-44	Nut - Lock	3
24	62-3820	Fitting - Grease	1
25	54-9180	Kit - U-Joint	1
*	93-0047	Assembly - U-Joint (Incl. Ref. 1, 3, & 24-25)	1

\*Not Illustrated



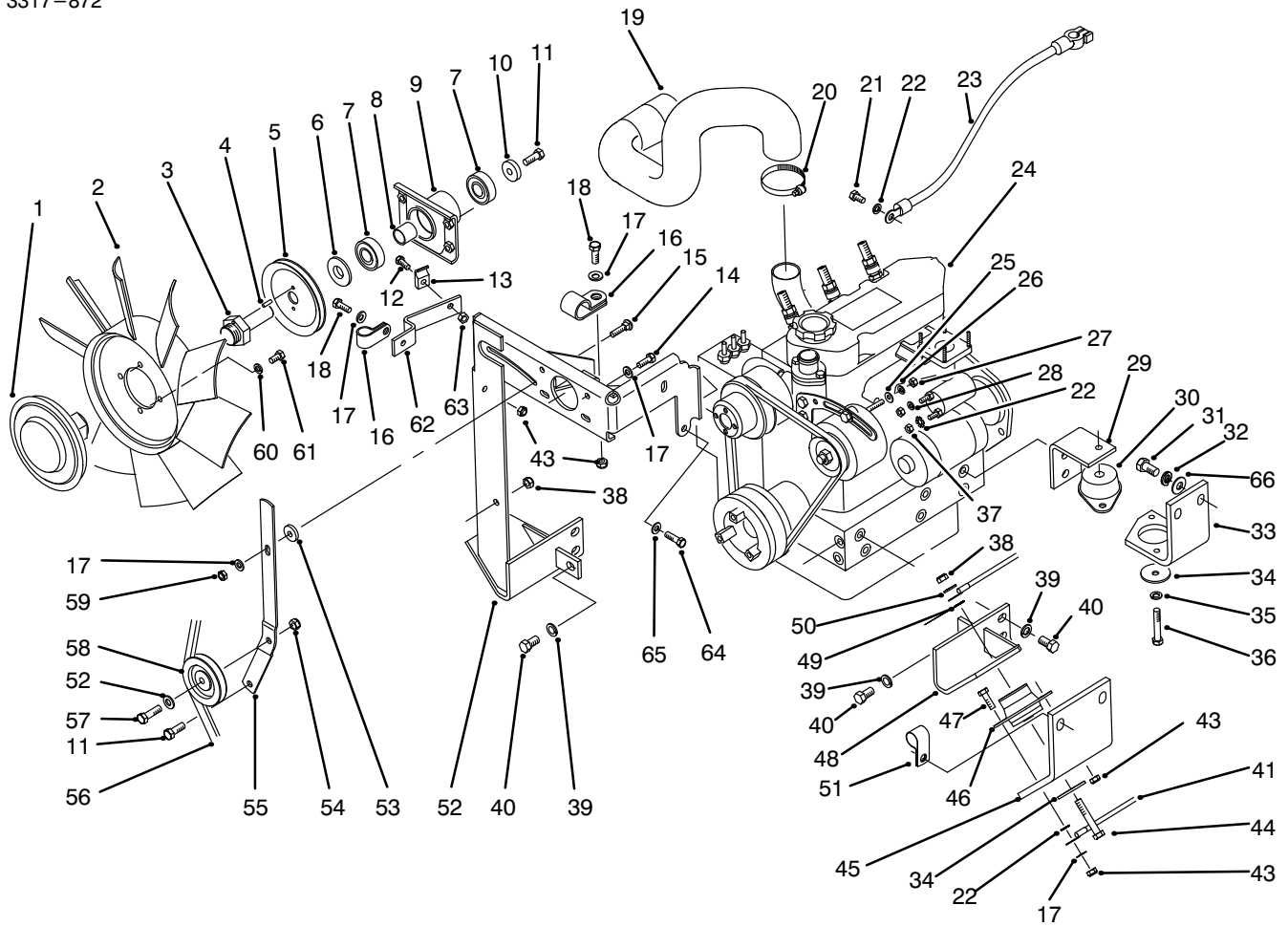
T-1882

## ENGINE INSTALLATION ASSEMBLY

Ref. No.	Part No.	Description	No. Used
1	74-5520	Clutch - Fan	1
2	75-3780	Fan	1
3	75-6380	Shaft - Fan	1
4	32121-2	Pin - Roll	2
5	75-6390	Pulley - Fan	1
6	47-0110	Spacer - Spindle	1
7	251-318	Bearing - Ball	2
8	75-5310	Spacer - Bearing	1
9	75-4450	Hub - Fan Drive	1
10	67-1630	Spacer - Fan	1
11	323-6	Screw - Cap Hex. Hd.	2
12	321-4	Screw - Cap Hex. Hd.	1
13	3-6657	Clamp - Cable	1
14	322-3	Screw - Cap Hex. Hd.	4
15	3230-2	Bolt - Carriage	1
16	2412-4	Clamp	2
17	3256-23	Washer - Flat	6
18	322-4	Screw - Cap Hex. Hd.	2
19	93-0048	Hose - Air Cleaner	1
20	2412-92	Clamp - Hose	1
21	48-7700	Screw - Cap Hex. Hd.	1
22	3255-8	Washer - Lock	2
23	75-1360	Cable - Battery (Ground)	1

Ref. No.	Part No.	Description	No. Used
24	93-0049	Assembly - Engine	1
25	3256-78	Washer - Flat	1
26	43-5930	Washer - Lock	1
27	48-7890	Nut - Hex.	1
28	42-9850	Washer - Lock	2
29	93-0050	Bracket - Engine L.H. Rear	1
*	93-0063	Bracket - Engine R.H. Rear	1
30	93-0092	Mount - Rubber, Rear	2
31	325-4	Screw - Cap Hex. Hd.	8
32	3253-7	Washer - Lock	8
33	93-0093	Bracket - Eng. Left Rear	1
*	93-3621	Bracket - Eng. Right Rear	1
34	63-7400	Washer - Flat	4
35	3253-21	Washer - Lock	1
36	323-12	Screw - Cap Hex. Hd.	1
37	57-6390	Nut - Lock	2
38	3296-39	Nut - Lock	4
39	48-8070	Washer - Lock	10
40	42-9250	Screw - Cap Hex. Hd.	8
41	70-8220	Cable - Ground	1
43	3296-29	Nut - Lock	10
44	323-14	Screw - Cap Hex. Hd.	3
45	93-0095	Bracket - Eng. Front	2

\*Not Illustrated

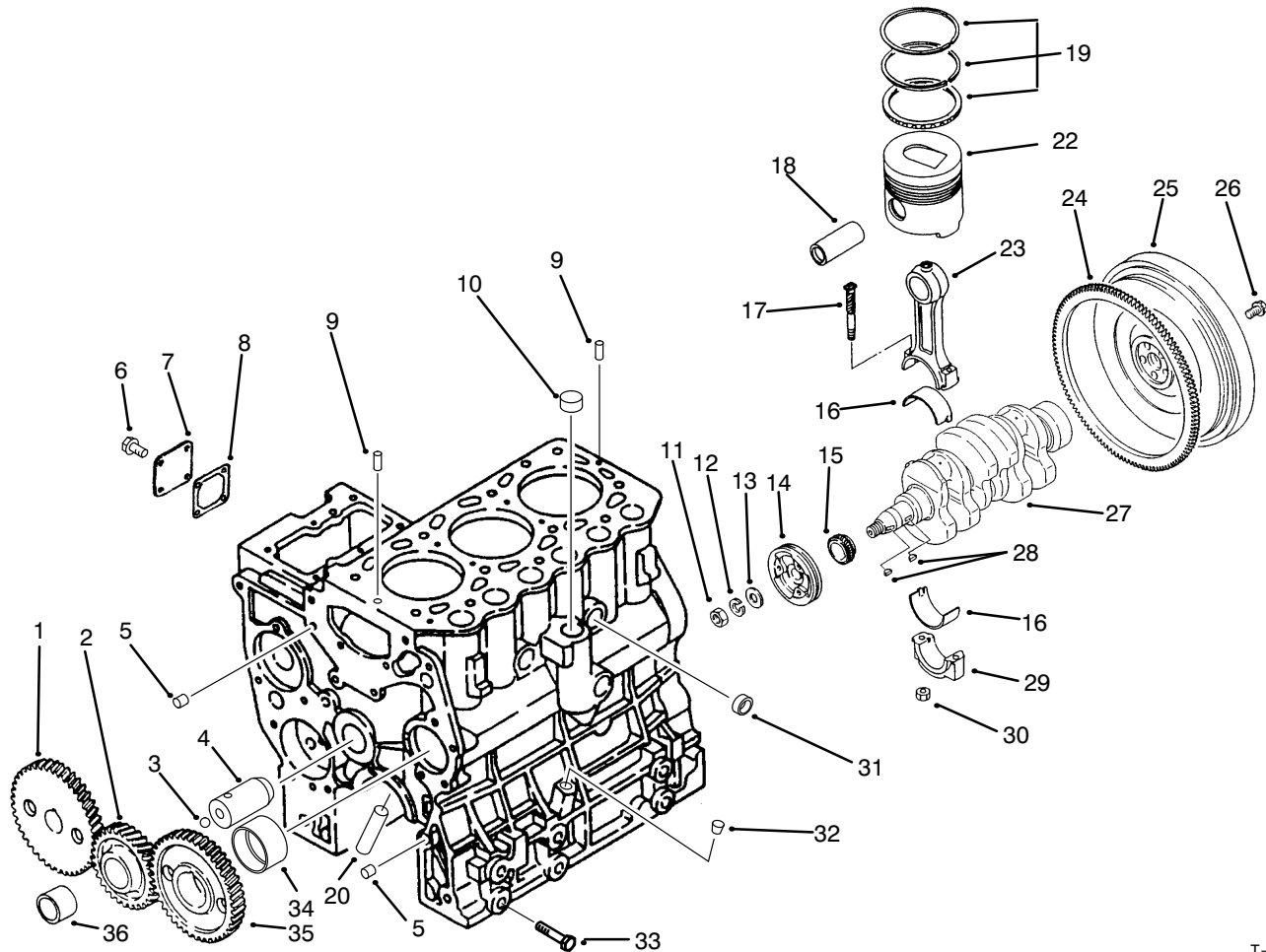


T-1882

## ENGINE INSTALLATION ASSEMBLY (Continued)

Ref. No.	Part No.	Description	No. Used
46	53-9680	Mount - Engine	2
47	322-6	Screw - Cap Hex. Hd.	8
48	93-0051	Bracket - Engine L.H. Front	1
49	3255-9	Washer - Lock E.T.L.W.	1
50	3256-24	Washer - Flat	4
51	2412-71	Clamp - R	1
52	93-0054	Bracket W.A. - Fan	1
53	27-9560	Spacer	1
54	3296-59	Nut - Lock	1
55	93-0043	Bracket - Fan Idler	1
56	93-0062	Belt - V	1

Ref. No.	Part No.	Description	No. Used
57	323-7	Screw - Cap Hex. Hd.	1
58	63-8140	Pulley - Idler	1
59	32149-1	Nut - Lock	1
60	3253-4	Washer - Lock	4
61	322-2	Screw - Cap Hex. Hd.	4
62	93-0074	Support - Cable	1
63	3296-42	Nut - Lock	1
64	42-9300	Screw - Cap Hex. Hd.	1
65	42-9600	Washer - Lock	1
66	3256-40	Washer - Flat	2



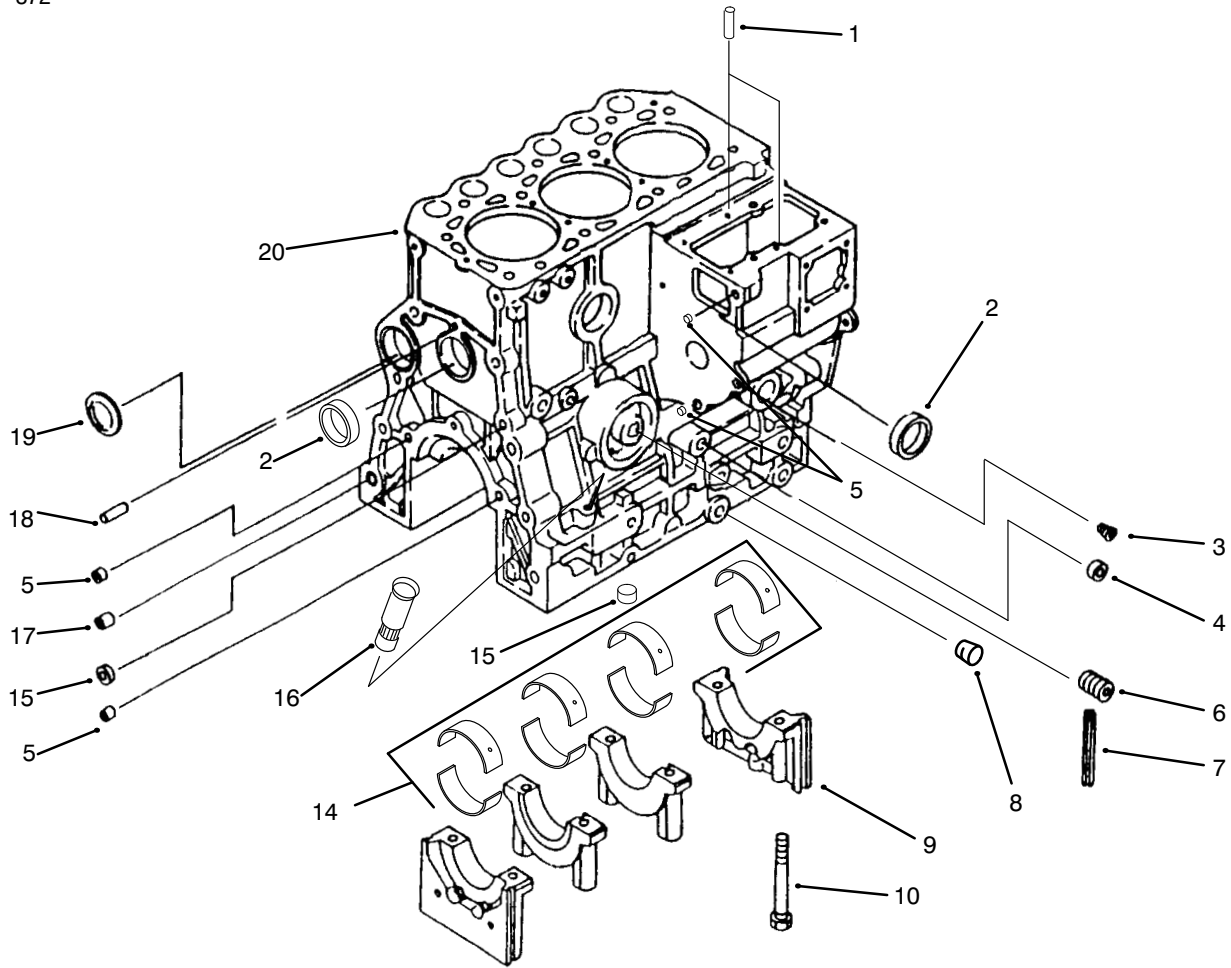
T-1892A

## TIMING GEAR, PISTON, FLYWHEEL & CRANKSHAFT

Ref. No.	Part No.	Description	No. Used
1	93-3351	Gear - Pump, Injection	1
2	93-3352	Assembly - Idler, Gear (Incl. Ref. #36)	1
3	93-3364	Ball - Steel	1
4	93-3363	Assembly - Shaft, Idler (Incl. Ref. #3)	1
5	42-7190	Bushing	2
6	42-9440	Bolt W/Washer	4
7	93-3360	Cover	1
8	93-3361	Gasket - Cover	1
9	93-3365	Pin - Dowel	2
10	93-3366	Cap - Sealing	1
11	93-3356	Nut	1
12	93-3355	Washer - Spring	1
13	42-9810	Washer - Plain	1
14	93-3357	Pulley - Crankshaft	1
15	93-3359	Gear - Crankshaft	1
16	93-3370	Bearing - Con-Rod	6
17	93-3373	Bolt - Connecting	6
18	93-3374	Pin - Piston	3
19	93-3375	Ring Set - Piston	3
20	93-3596	Pipe - Oil Jet	3

Ref. No.	Part No.	Description	No. Used
22	93-3376	Piston - Std.	3
*	93-3377	Piston - O.S. 0.25	3
*	93-3378	Piston - O.S. 0.50	3
23	93-3371	Asm. - Rod, Connecting (Incl. Ref. #16, 17 & 29-30)	3
24	43-1810	Ring - Gear	1
25	93-3358	Assembly - Sub, Flywheel (Incl. Ref. #24)	1
26	54-8670	Bolt	4
27	93-3354	Crankshaft	1
28	42-7730	Key - Woodruff	2
29		Cap - Rod, Connecting	3
30	93-3372	Nut	6
31	93-3369	Cap - Sealing	2
32	93-3367	Plug - Taper	1
33	93-3368	Bolt	4
34	93-3362	Bushing - Camshaft	1
35	93-3350	Gear - Camshaft	1
36	93-3353	Bushing - Idler	1
*	93-3379	Set - Ring, Piston O.S. 0.25	3
*	93-3380	Set - Ring, Piston O.S. 0.50	3

\*Not Illustrated



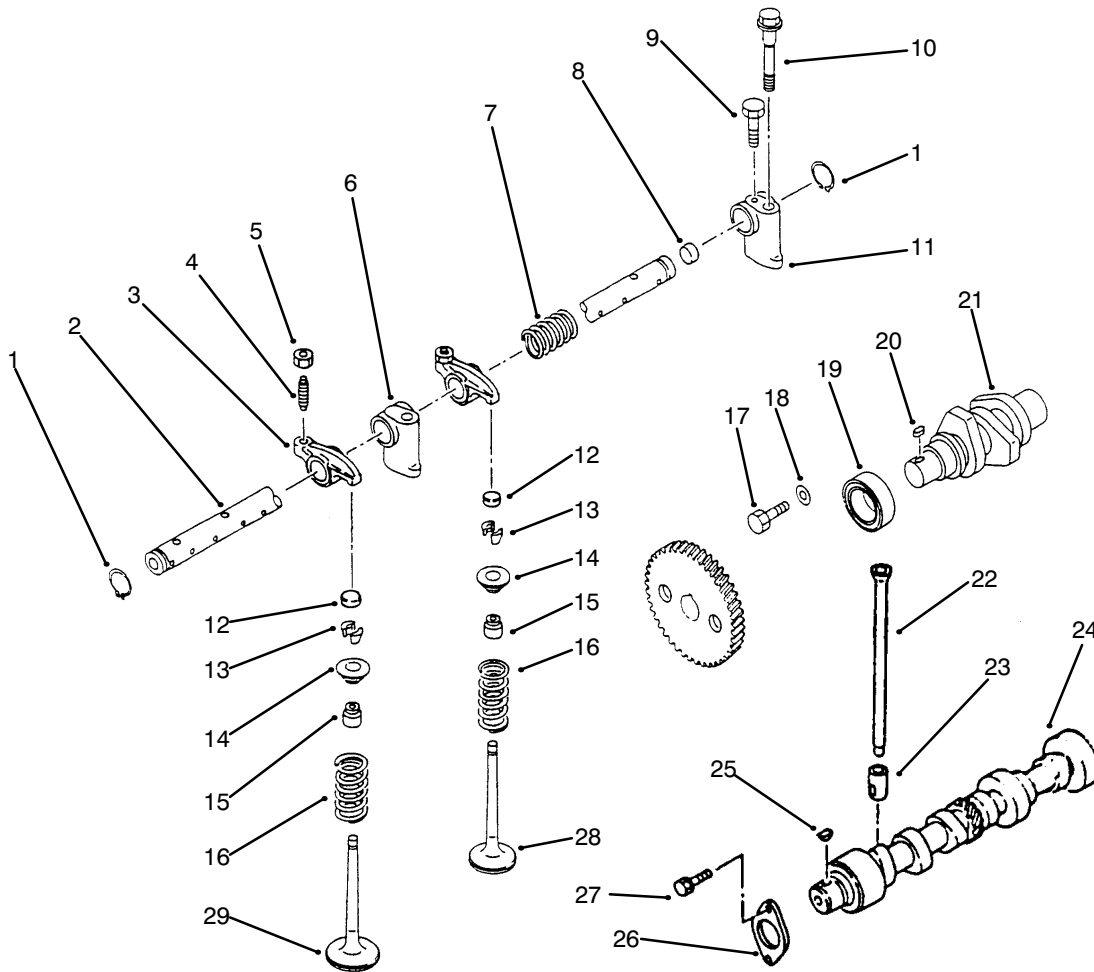
T-1893

## CYLINDER BLOCK AND BEARING ASSEMBLY

Ref. No.	Part No.	Description	No. Used
1	56-0220	Pin - Dowel	2
2	93-3381	Cap - Sealing	2
3	67-2570	Plug - Taper	1
4	93-3382	Cap - Sealing	1
5	42-7180	Bushing	4
6	56-1230	Shaft	1
7	93-3383	Seal - Side	4
8	56-0100	Plug - Taper	1
9	93-3385	Cap - Metal	1
10	42-9210	Bolt - Cap, Bearing	8
14	93-3387	Bearing - Set Std.	1

Ref. No.	Part No.	Description	No. Used
*14	93-3597	Bearing - Set U.S. 0.25 mm	1
*	93-3388	Bearing - Set U.S. 0.50 mm	1
*	93-3389	Bearing - Set U.S. 0.75 mm	1
15	93-3386	Cap - Sealing	3
16	72-6950	Retainer	1
17	42-7200	Bushing	1
18	42-7160	Pin - Dowel	1
19	42-7170	Plug - Expansion	1
20	93-3384	Asm. - Block, Cylinder (Incl. Ref. # 2, 9, & 10. Also #31, 32, & 34 on Page 36)	1

\*Not Illustrated



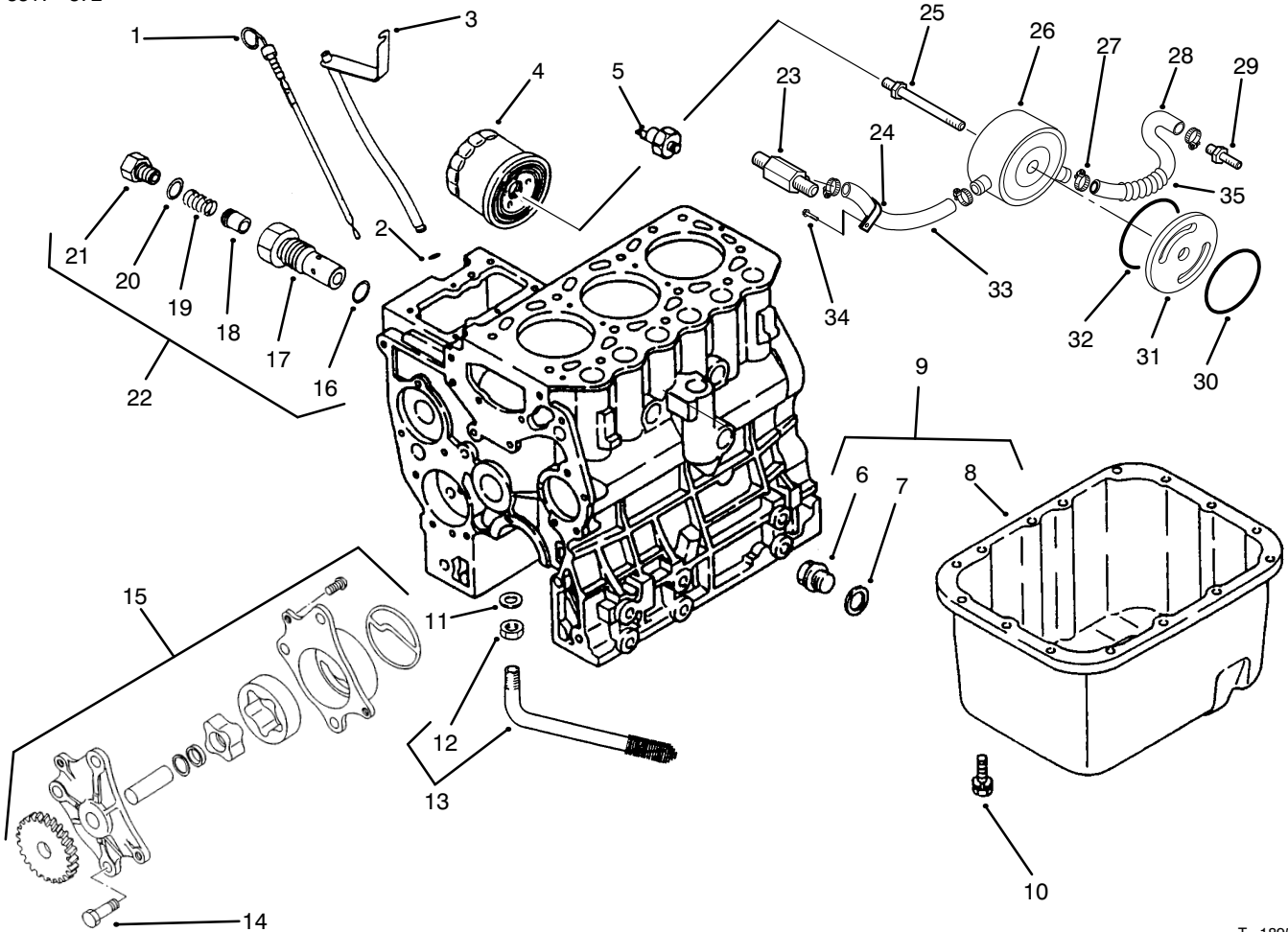
T-1894

## VALVE, CAMSHAFT AND ROCKER ASSEMBLY

Ref. No.	Part No.	Description	No. Used
1	42-7990	Ring - Snap	2
2		Shaft - Rocker	1
3		Rocker	6
4	93-3401	Screw - Rocker	6
5	70-2970	Nut - Jam	6
6	93-3403	Bracket - Shaft, Rocker	2
7	93-3406	Spring - Rocker	2
8	93-3405	Cap - Sealing	2
9	93-3399	Bolt	1
10	93-3407	Bolt - Bracket, Rocker	3
11	93-3402	Bracket, Shaft, Rocker	1
12	93-3397	Cap - Valve	6
13	42-7860	Seal	6
14	67-3100	Retainer	6
15	92-1961	Seal	6
16	93-3396	Spring - Valve	6
17	93-3410	Bolt W/Washer	1
18	42-9820	Washer	1

Ref. No.	Part No.	Description	No. Used
19	93-3409	Bearing	1
20	42-7840	Key - Sunk	1
21	93-3408	Shaft - Pump, Fuel Inject.	1
22	93-3411	Rod - Push	6
23	42-7890	Tappet	6
24	93-3412	Camshaft	1
25	42-7730	key - Woodruff	1
26	60-7390	Plate - Thrust	1
27	67-2340	Bolt W/Washer	2
28	93-3395	Valve - Exhaust	3
29	93-3394	Valve - Inlet	3
*	93-3398	Asm. - Rocker & Shaft (Incl. Ref. #1-11)	1
*	93-3404	Assembly - Shaft (Incl. Ref. #2 & 8)	1
*	93-3400	Assembly - Rocker (Incl. Ref. #3-5)	1

\*Not Illustrated



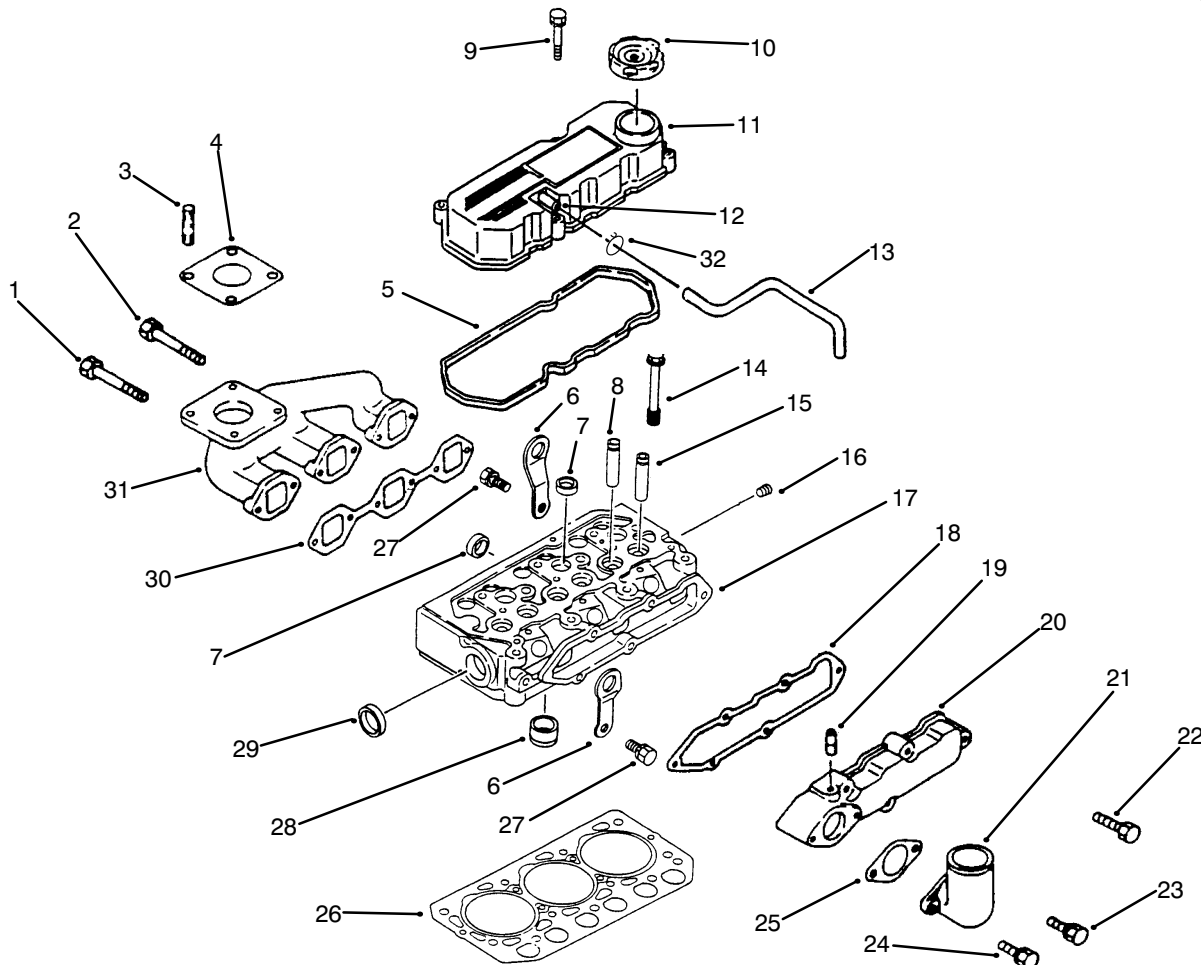
T-1895A

## OIL PAN, PUMP RELIEF VALVE

Ref. No.	Part No.	Description	No. Used
1	93-3418	Gauge – Level, Oil	1
2	42-8830	O-Ring	1
3	93-7013	Guide – Gauge, Oil Level	1
4	93-4295	Assembly – Filter, Oil	1
5	56-1310	Switch – Oil	1
6	92-1920	Plug – Drain	1
7	92-1921	Gasket – Plug, Drain	1
8		Pan – Oil	1
9	93-3422	Assembly – Pan, Oil (Incl. Ref. #6, 7, & 8)	1
10	67-2340	Bolt W/Washer	15
11	93-3414	Gasket	1
12	48-1990	Nut – Jam	1
13	93-3413	Assembly – Strainer (Incl. Ref. #12)	1
14	93-3421	Bolt	3
15	93-3420	Assembly – Pump, Oil	1
16	93-3417	Gasket	1
17	93-3416	Housing	1
18	67-2500	Plunger	1

Ref. No.	Part No.	Description	No. Used
19	42-8930	Spring	1
20	42-7290	Gasket	1
21	67-2520	Plug	1
22	93-3415	Assembly – Valve, Relief (Incl. Ref. #16-21)	1
23	93-4291	Fitting – Pump, Water	1
24	93-4296	Clamp-R	1
25	93-4290	Connector – Cooler	1
26	93-4285	Cooler – Oil, Engine	1
27	93-4297	Clamp – Hose	4
28	93-4289	Hose – Cooler, Outlet	1
29	93-4288	Fitting – Block, Engine	1
30	93-4287	O-Ring	1
31	93-4284	Spacer – Cooler, Engine	1
32	93-4286	O-Ring	1
33	93-4294	Hose – Cooler, Inlet	1
34	42-9440	Bolt w/Washer	1
35	93-4292	Tube – Cover, Spiral	1
*	93-3599	Gasket – Liquid (For Oil Pan)	1

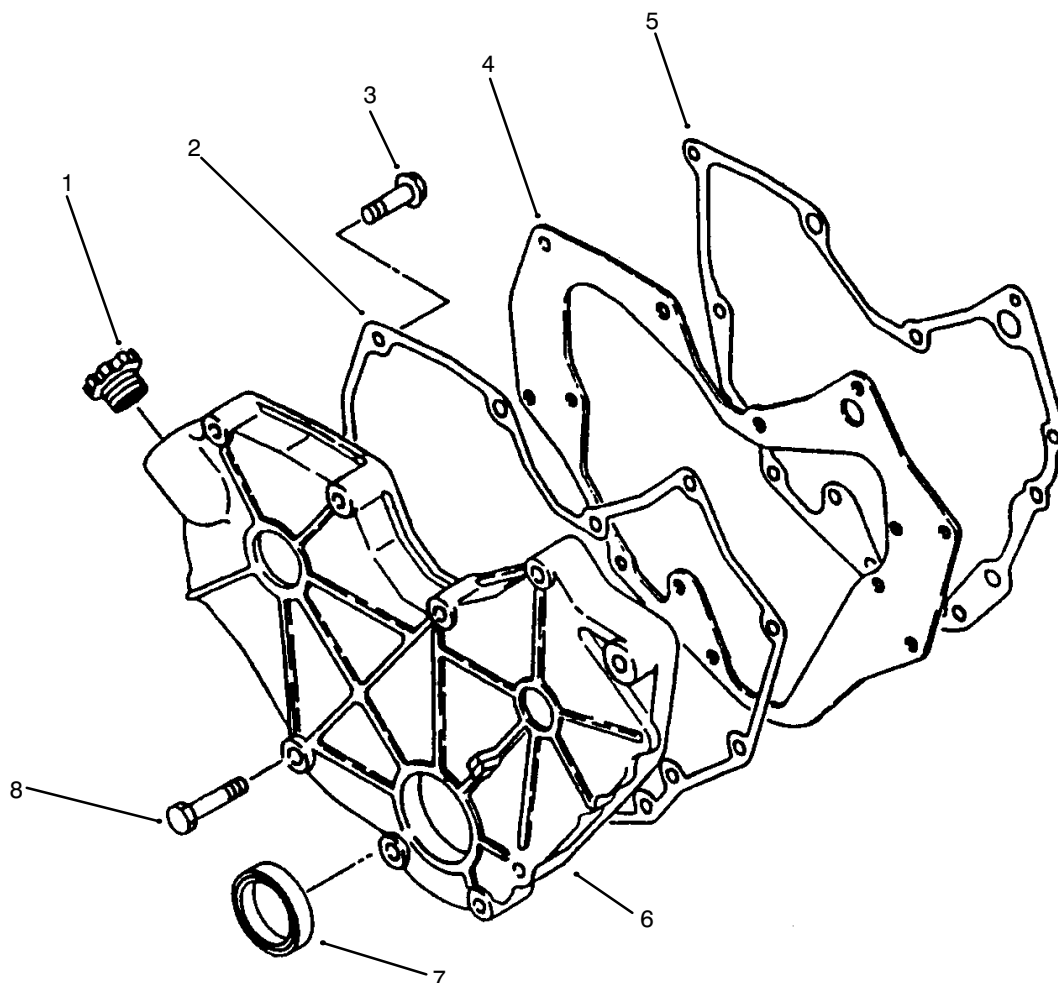
\*Not Illustrated



T-1896A

## CYLINDER HEAD, MANIFOLD & COVER ASSEMBLY

Ref. No.	Part No.	Description	No. Used	Ref. No.	Part No.	Description	No. Used
1	67-4580	Bolt	2	18	93-3434	Gasket - Cover, Inlet	1
2	60-7280	Bolt	4	19	93-3598	Cap - Sealing	1
3	42-9570	Stud	4	20	93-3438	Assembly - Cover, Inlet (Incl. Ref. #19)	1
4	93-3423	Gasket	1	21	93-3440	Pipe - Inlet	1
5	93-3424	Gasket - Cover, Rocker	1	22	92-2143	Bolt W/Washer	5
6	42-7440	Hanger - Engine	2	23	93-3442	Bolt W/Washer	1
7	42-7080	Cap - Sealing	5	24	93-3443	Bolt W/Washer	1
8	93-3425	Guide - Valve, In	3	25	93-3441	Gasket - Pipe, Inlet	1
9	93-3435	Bolt W/Washer	4	26	93-3431	Gasket - Head, Cylinder	1
10	42-7420	Cap - Oil	1	27	93-3432	Bolt W/Washer	2
11	93-3433	Assembly - Cover, Rocker (Incl. Ref. #12)	1	28	93-3430	Jet - Combustion	3
12	42-7510	Pipe	1	29	93-3429	Cap - Sealing	1
13	93-3594	Hose - Breather	1	30	93-3436	Gasket - Exhaust	1
14	93-3426	Bolt - Head, Cylinder	11	31	93-3437	Asm. - Manifold, Exhaust	1
15	93-3427	Guide - Valve	3	32	93-3595	Clip - Hose	1
16	67-2570	Plug - Taper	1				
17	93-3428	Assembly - Head, Cylinder (Incl. Ref. #7, 8, 15, 28 & 29)	1				

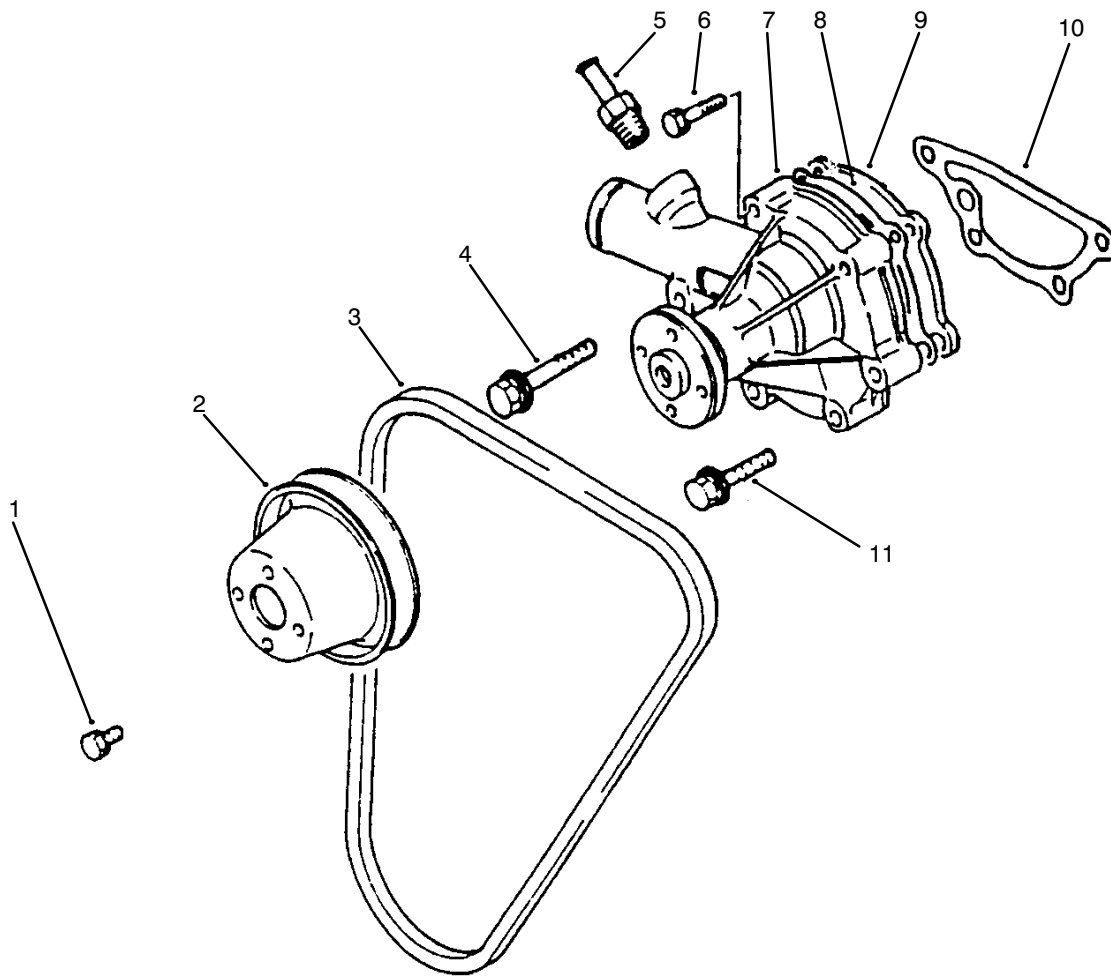


T-1897

### TIMING GEAR CASE

Ref. No.	Part No.	Description	No. Used
1	93-3444	Cap - Filler	1
2	93-3445	Gasket - Gear	1
3	67-2340	Bolt W/Washer	7
4	93-3446	Plate - Front	1

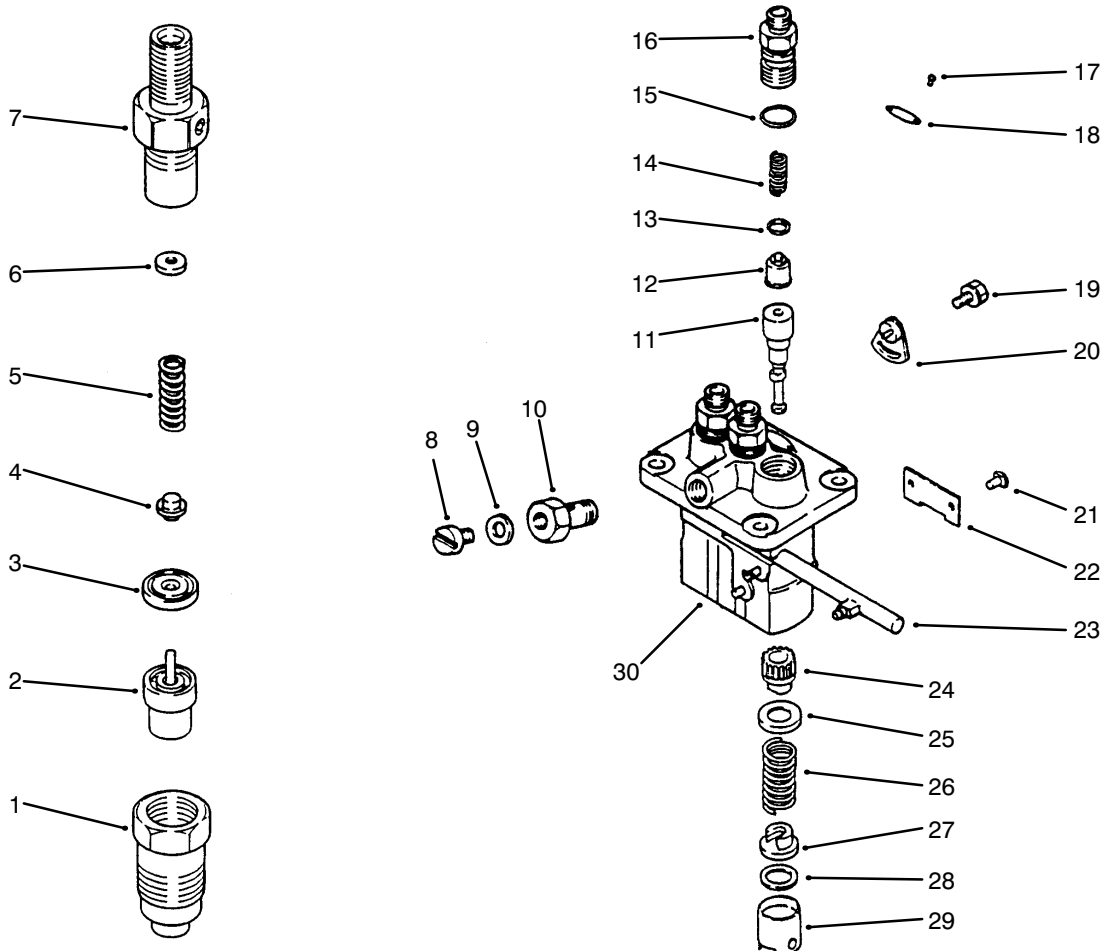
Ref. No.	Part No.	Description	No. Used
5	93-3447	Gasket - Plate, Front	1
6	93-3448	Case - Gear	1
7	42-7390	Seal - Oil	1
8	93-3449	Bolt	8



T-1898

## WATER PUMP ASSEMBLY

Ref. No.	Part No.	Description	No. Used	Ref. No.	Part No.	Description	No. Used
1	93-3459	Bolt W/Washer	4	7	93-3450	Assembly - Pump, Water (Incl. Ref. #5-6 & 8-9)	1
2	93-3458	Pulley - Pump, Water	1	8	93-3453	Gasket	1
3	93-3460	V-Belt	1	9	93-3454	Plate	1
4	93-3456	Bolt W/Washer	3	10	93-3455	Gasket - Pump, Water	1
5	93-3452	Joint	1	11	93-3457	Bolt W/Washer	1
6	93-3451	Bolt W/Washer	2				



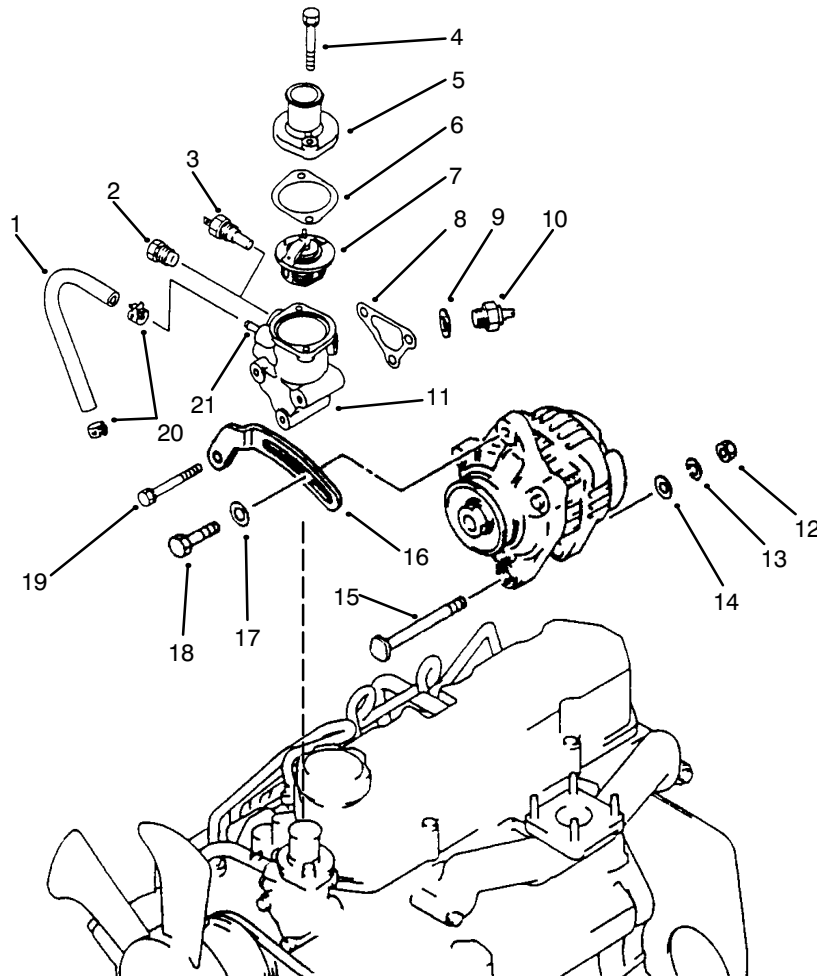
T-1899

## FUEL INJECTION PUMP ASSEMBLY

Ref. No.	Part No.	Description	No. Used
1	72-0270	Nut - Retaining	3
2	93-3503	Assembly - Nozzle	3
3	72-0280	Piece - Distance	3
4	93-3502	Pin - Pressure	3
5	93-3501	Spring - Pressure	3
6	93-3491	Washer - 1.25 mm	A/R
*	93-3492	Washer - 1.3 mm	A/R
*	93-3493	Washer - 1.35 mm	A/R
*	93-3494	Washer - 1.4 mm	A/R
*	93-3495	Washer - 1.45 mm	A/R
*	93-3496	Washer - 1.5 mm	A/R
*	93-3497	Washer - 1.55 mm	A/R
*	93-3498	Washer - 1.6 mm	A/R
*	93-3499	Washer - 1.65 mm	A/R
*	93-3500	Washer - 1.7 mm	A/R
7	93-3490	Assembly - Sub, Body	3
8	93-3480	Screw - Bleeder, Air	1
9	93-3481	Washer - Union, Pipe	1
10	93-3479	Screw - Hollow	1
11	93-3467	Assembly - Sub, Element	3
12	93-3466	Assembly - Sub, Valve	3
13	93-3465	Gasket - Delivery, Valve	3
14	93-3464	Spring - Delivery, Valve	3
15	93-3474	O-Ring	3
16	93-3463	Holder - Delivery, Valve	3
17	93-3488	Rivet	2

Ref. No.	Part No.	Description	No. Used
18	93-3487	Plate - Name	1
19	93-3478	Bolt - Washer Head	2
20	93-3477	Plate - Adjusting	2
21	93-3475	Pin - Guide, Tappet	3
22	93-3476	Plate	1
23	93-3472	Assembly - Control, Rack	1
24	93-3468	Sleeve - Control	3
25	93-3469	Seat - Spring, Upper	3
26	93-3470	Spring - Plunger	3
27	93-3473	Seat - Spring, Lower	3
28	70-3970	Plate - Shim .6 mm	A/R
*	70-4070	Plate - Shim .2 mm	A/R
*	70-4080	Plate - Shim .3 mm	A/R
*	70-4090	Plate - Shim .4 mm	A/R
*	70-4100	Plate - Shim .5 mm	A/R
*	93-3482	Plate - Shim .25 mm	A/R
*	93-3483	Plate - Shim .35 mm	A/R
*	93-3484	Plate - Shim .45 mm	A/R
*	93-3485	Plate - Shim .55 mm	A/R
*	93-3486	Plate - Shim .65 mm	A/R
29	93-3471	Assembly - Sub, Tappet	3
30	93-3462	Assembly - Sub, Housing	1
*	93-3461	Assembly - Pump, Fuel (Incl. Ref. #8-30)	1
*	93-3489	Assembly - Nozzle & Holder (Incl. Ref. #1-7)	1

\*Not Illustrated



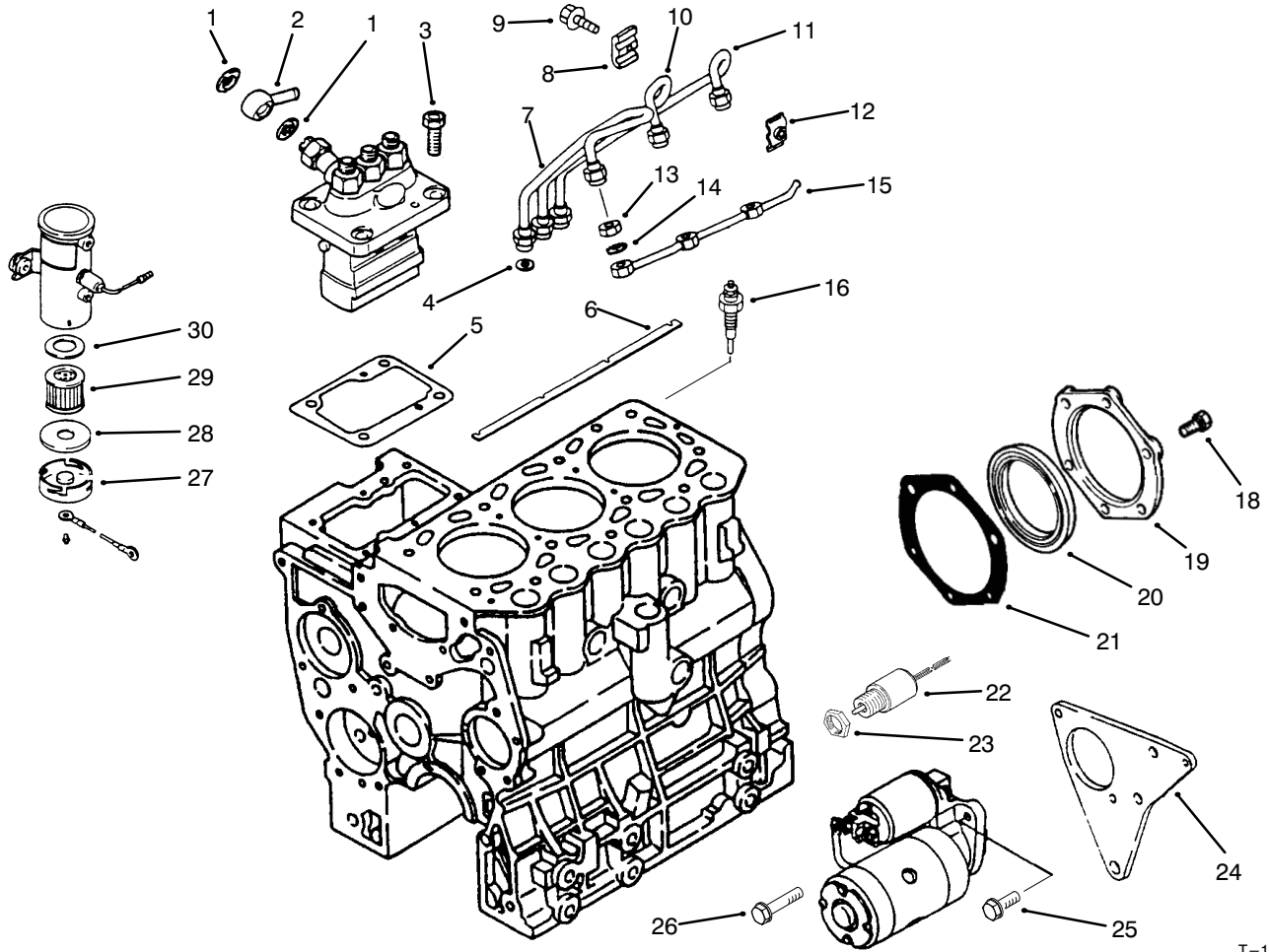
T-1900

## THERMOSTAT AND ALTERNATOR MOUNT ASSEMBLY

Ref. No.	Part No.	Description	No. Used
1	93-3523	Assembly - Hose, Fuel (Incl. Ref. #20)	1
2	93-3528	Plug	1
3	93-3525	Gauge	1
4	56-2020	Bolt W/Washer	2
5	56-1360	Fitting - Outlet, Water	1
6	42-7550	Gasket	1
7	93-3524	Thermostat	1
8	93-3521	Gasket - Case, Thermostat	1
9	93-3527	Gasket	1
10	93-3526	Switch	1
11	93-3519	Assembly - Case, Therm. (Incl. Ref. #21)	1

Ref. No.	Part No.	Description	No. Used
12	93-3509	Nut	1
13	93-3510	Washer - Spring	1
14	93-3511	Washer - Plain	1
15	93-3512	Bolt - Alternator	1
16	93-3508	Plate - Adjusting	1
17	54-8660	Washer	1
18	67-4660	Bolt - Flange Head	1
19	93-3522	Bolt W/Washer	3
20	56-1400	Clip	2
21	93-3520	Pipe	1

\*Not Illustrated



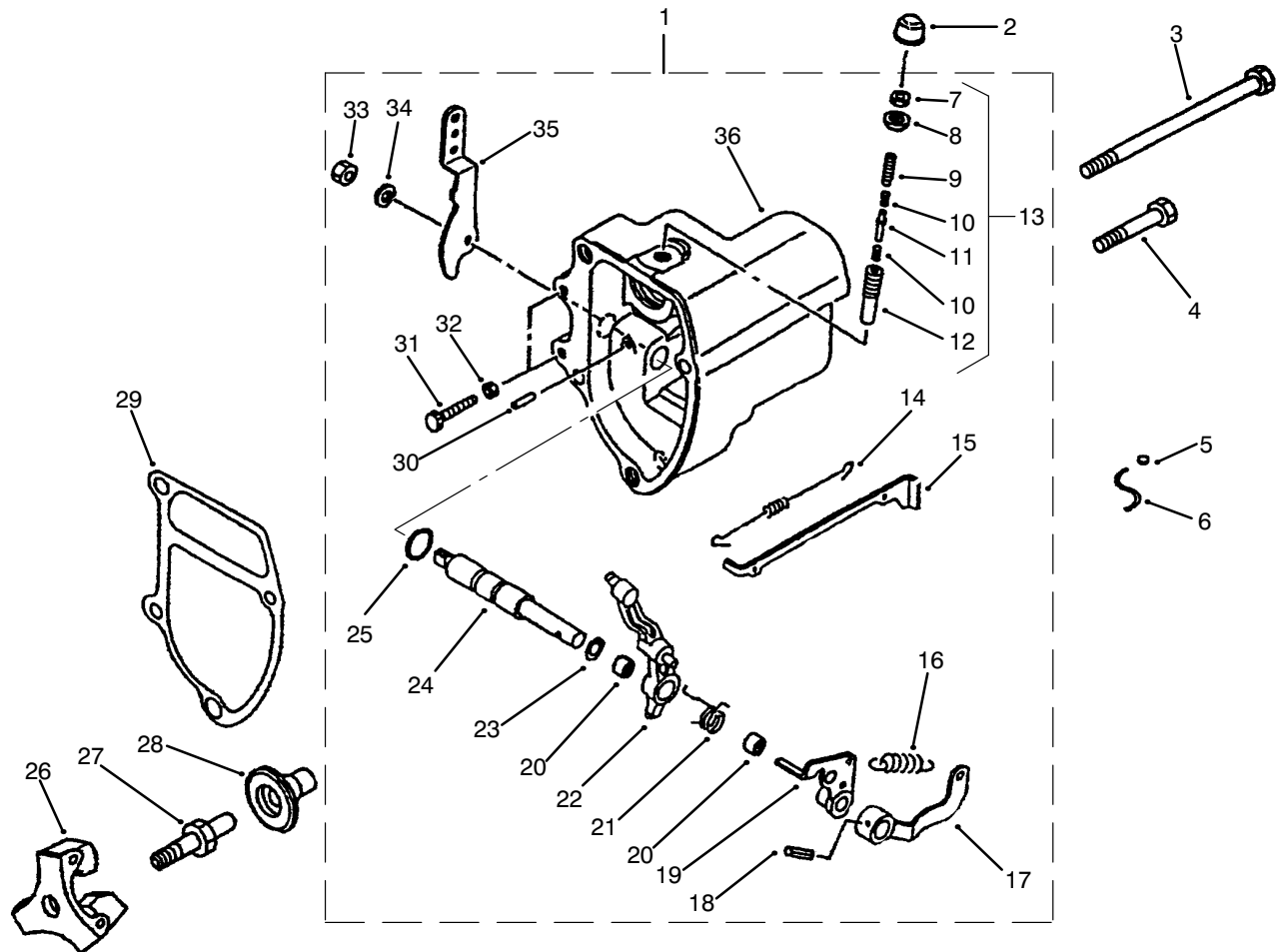
## FUEL AND STARTER SYSTEM ASSEMBLY

T-1901A

Ref. No.	Part No.	Description	No. Used
1	42-9830	Washer - Seal	2
2	93-3518	Nipple - Swivel	1
3	93-3517	Bolt	4
4	67-3390	Gasket - Holder	3
5	42-8010	Shim - 0.2 mm	A/R
*	42-8020	Shim - 0.3 mm	A/R
*	42-8030	Shim - 0.4 mm	A/R
*	42-8040	Shim - 0.5 mm	A/R
*	42-8050	Shim - 0.6 mm	A/R
*	42-8060	Shim - 0.7 mm	A/R
*	42-8070	Shim - 0.8 mm	A/R
*	42-8080	Shim - 0.9 mm	A/R
*	42-8090	Shim - 1.0 mm	A/R
6	93-3507	Plate - Connection	1
7	93-3513	Pipe - Injector No.1	1
8	56-0750	Clamp A	2
9	43-2860	Bolt W/Washer	2
10	93-3514	Pipe - Injector No.2	1
11	93-3515	Pipe - Injector No.3	1
12	56-0760	Clamp B	2

Ref. No.	Part No.	Description	No. Used
13	67-3430	Nut	3
14	67-3440	Gasket - Return, Fuel	3
15	93-3516	Pipe - Leak Off, Fuel	1
16	93-3506	Plug - Glow	3
18	93-3393	Bolt	5
19	93-3390	Case - Seal, Oil	1
20	93-3392	Seal - Oil	1
21	93-3391	Gasket - Seal, Oil	1
22	93-3504	Assembly - Solenoid	1
23	43-2750	Nut	1
24	93-3505	Bracket - Starter	1
25	42-9240	Bolt W/Washer	3
26	67-2440	Bolt W/Washer	2
27	43-2580	Magnet	1
28	43-2560	Gasket	1
29	43-2550	Filter	1
30	43-2570	Gasket	1
*	53-8150	Assembly - Pump, Electric (Incl. Ref. #27-30)	1

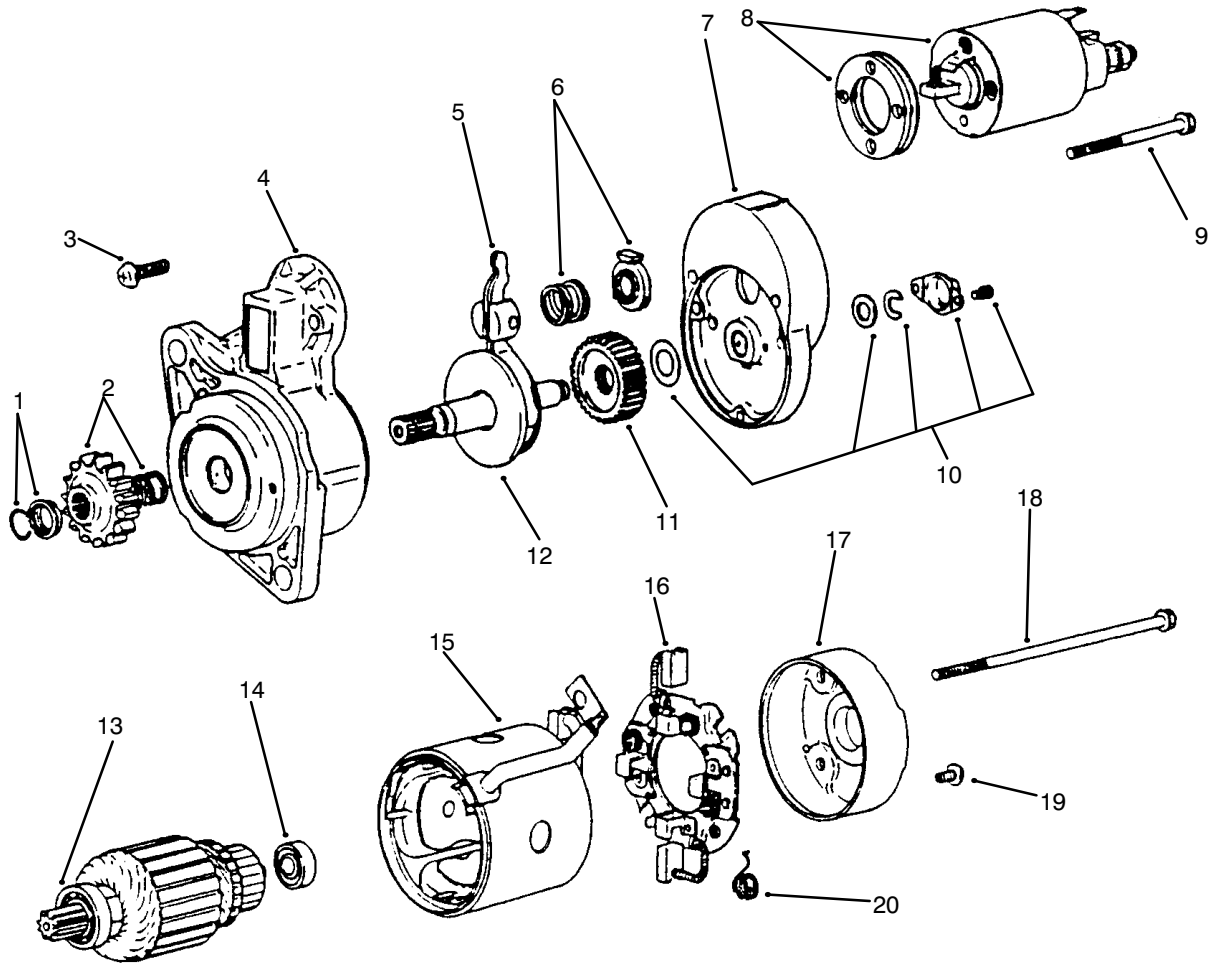
\*Not Illustrated



T-1902

## GOVERNOR

Ref. No.	Part No.	Description	No. Used	Ref. No.	Part No.	Description	No. Used
1	93-3529	Assembly - Case, Governor	1	19	93-3543	Lever - Tension	1
2	67-4240	Cap	1	20	42-7310	Bearing - Needle	2
3	93-3554	Bolt - Case, Governor	1	21	93-3538	Spring - Start	1
4	93-3553	Bolt	3	22	93-3544	Lever - Governor	1
5	42-8690	Metal	1	23	93-3539	Shim - Shaft, Governor	1
6	93-3552	Wire	1	24	93-3545	Shaft - Governor	1
7	67-4180	Nut	1	25	93-3531	O-Ring	1
8	67-4200	Nut	1	26	93-3549	Shaft - Sleeve, Sliding	1
9	67-4220	Screw - Adjusting	1	27	93-3550	Sleeve - Sliding	1
10	93-3537	Spring - Torque	2	28	93-3551	Weight	1
11	93-3536	Stopper	1	29	93-3548	Gasket - Case, Governor	1
12	67-4210	Case	1	30	42-8810	Pin - Grooved	1
13	93-3535	Spring Set - Torque (Incl. Ref. #7-12)	1	31	93-3533	Bolt - Speed Set	2
14	93-3547	Spring - Rod, Tie	1	32	67-4290	Nut	2
15	93-3546	Rod - Tie	1	33	93-3532	Nut - Jam	1
16	93-3534	Spring - Governor	1	34	67-3260	Washer - Spring	1
17	93-3542	Lever - Spring, Governor	1	35	93-3540	Lever - Speed	1
18	93-3530	Pin - Spring	1	36	93-3541	Case - Governor	1



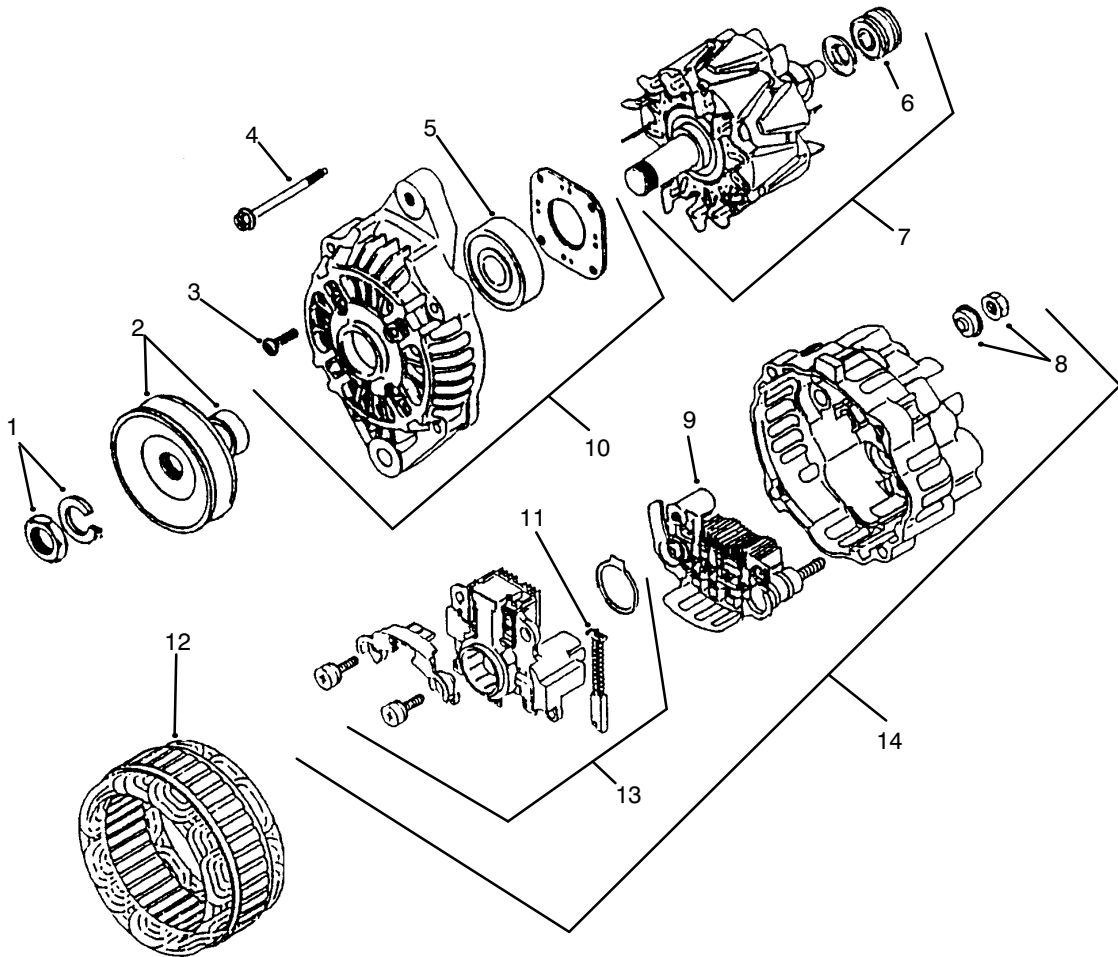
T-1903

## STARTER ASSEMBLY

Ref. No.	Part No.	Description	No. Used
1	93-3576	Stopper Set	1
2	93-3567	Pinion Set (Incl. Ref. #1)	1
3	93-3556	Screw Set (Incl. Ref. #19)	1
4	93-3557	Assembly - Bracket, Front	1
5	93-3558	Assembly - Lever	1
6	93-3559	Spring Set	1
7	93-3560	Assembly - Bracket, Center	1
8	93-3561	Assembly - Switch	1
9	93-3572	Bolt Set	1
10	93-3570	Cover Set	1
11	93-3569	Gear	1
12	67-4790	Assembly - Shaft, Pinion	1
13	93-3563	Bearing - Front	1
14	93-3564	Bearing - Rear	1

Ref. No.	Part No.	Description	No. Used
15	93-3571	Assembly - Yoke	1
16	93-3573	Assembly - Holder (Incl. Ref. 20)	1
17	93-3575	Assembly - Bracket, Rear	1
18	93-3565	Bolt Set	2
19	93-3556	Screw	1
20	93-3574	Spring - Brush	4
21	93-3568	Gear Set (Incl. Ref. #11-12)	1
*	93-3566	Assembly - Shaft, Clutch (Incl. Ref. #2, 10 & 21)	1
*	93-3562	Armature Set (Incl. Ref. #13-14)	1
*	93-3555	Assembly - Starter (Incl. Ref. #1-21)	1

\*Not Illustrated



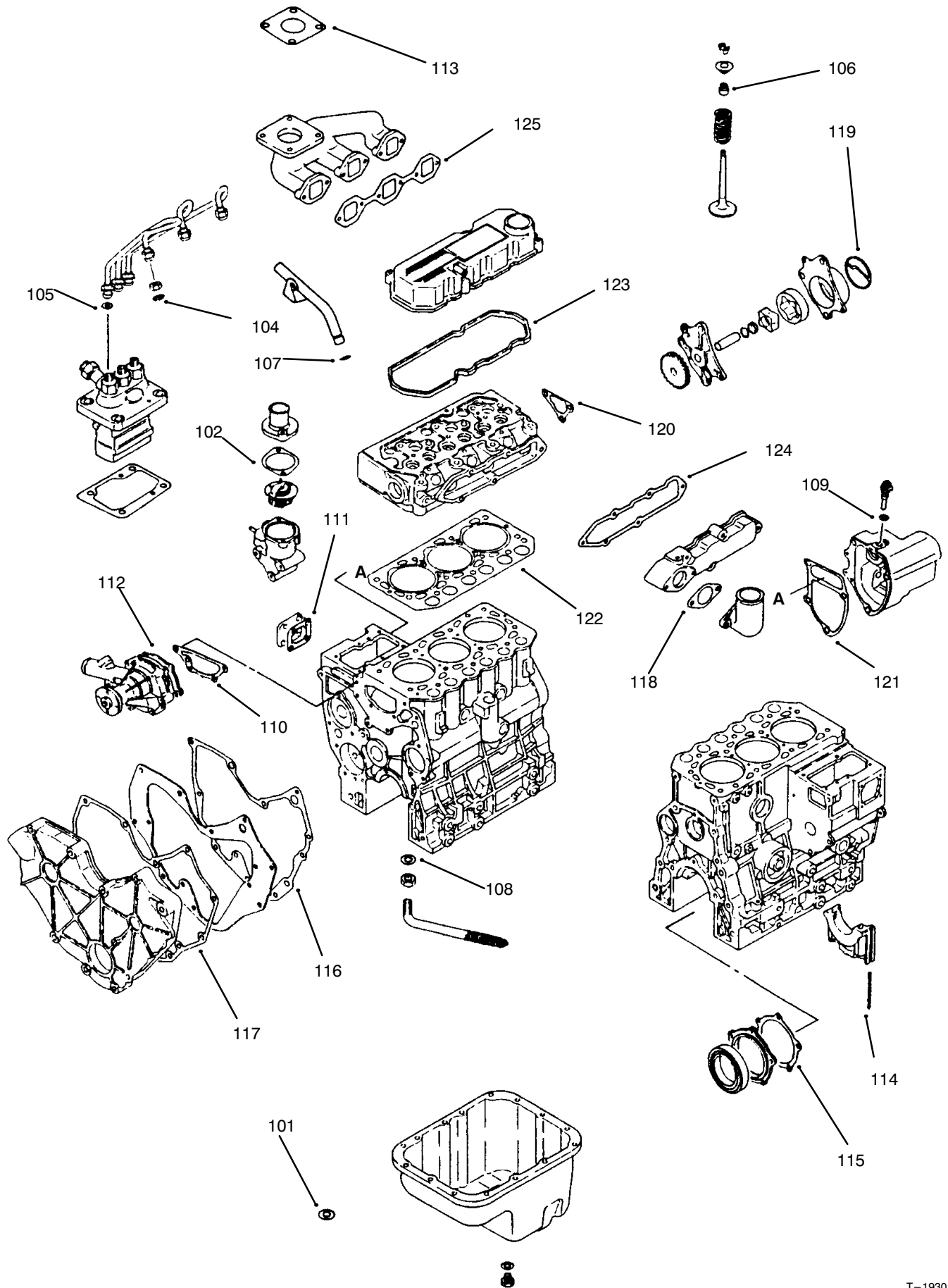
T-1904

## ALTERNATOR ASSEMBLY

Ref. No.	Part No.	Description	No. Used	Ref. No.	Part No.	Description	No. Used
1	93-3578	Nut - Set	1	9	93-3590	Assembly - Rectifier	1
2	93-3579	Assembly - Pulley	1	10	93-3581	Assembly - Bracket, Front	1
3	93-3582	Screw Set	1	11	93-3589	Brush	2
4	93-3580	Bolt Set	1	12	93-3586	Assembly - Stator	1
5	93-3583	Bearing - Front	1	13	93-3588	Regulator Set	1
6	93-3585	Bearing - Rear	1	14	93-3587	Assembly - Bracket, Rear	1
7	93-3584	Assembly - Rotor	1	*	93-3577	Assembly - Alternator (Incl. Ref. #1-14)	1
8	93-3591	Nut - Set	1				

\*Not Illustrated

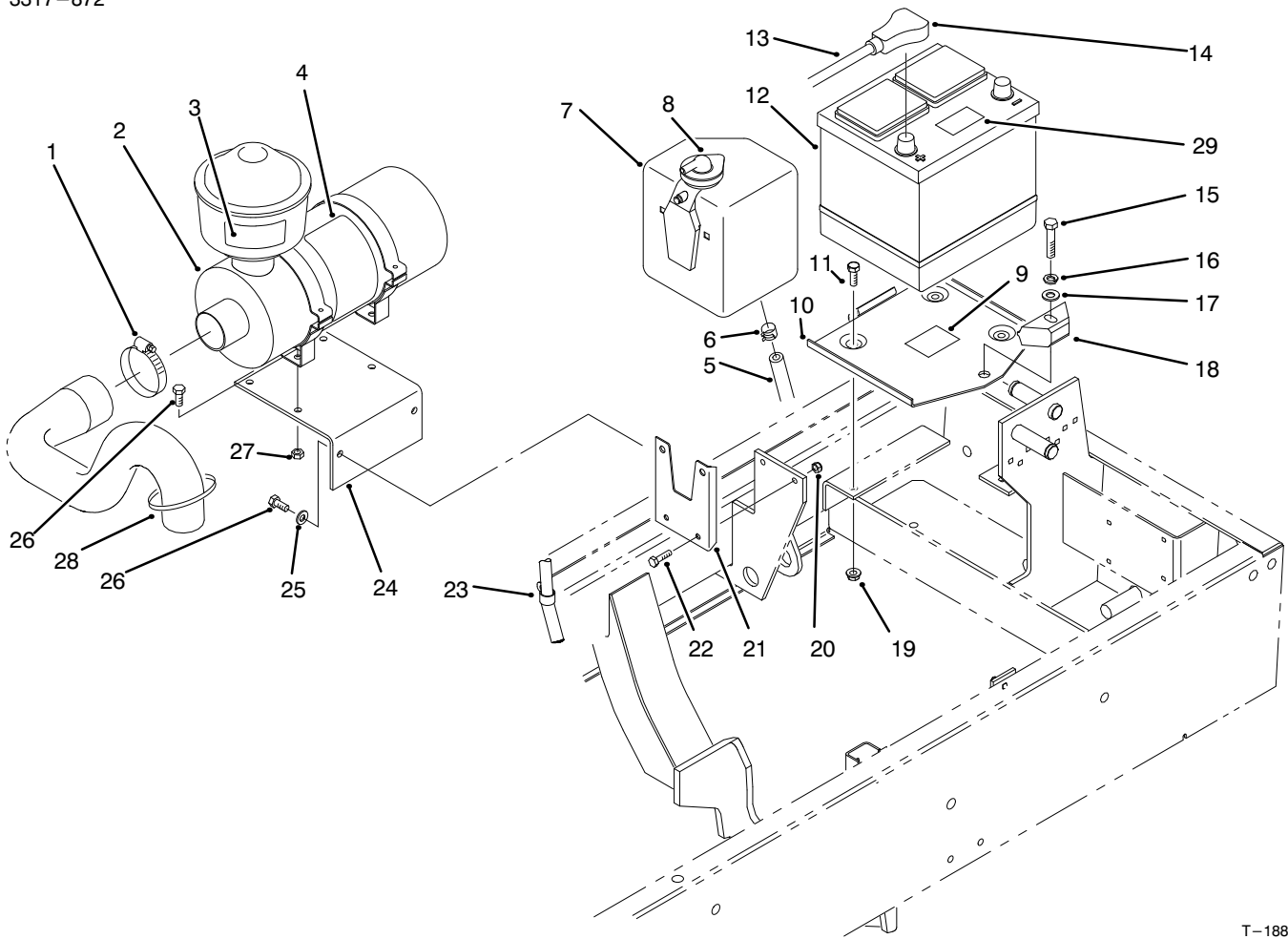
# OVERHAUL GASKET KIT



**OVERHAUL GASKET KIT**

Ref. No.	Part No.	Description	No. Used
101	93-3417	Gasket	1
102	42-7550	Gasket	1
104	67-3440	Gasket - Fuel Return	3
105	67-3390	Gasket - Holder	3
106	92-1961	Seal - Valve Stem	6
107	42-8830	O-Ring	1
108	93-3414	Gasket	1
109	93-3527	Gasket	1
110	93-3455	Gasket - Water Pump	1
111	93-3361	Gasket - Tie Rod Cover	1
112	93-3453	Gasket - Water Pump	1
113	93-3423	Gasket	1

Ref. No.	Part No.	Description	No. Used
114	93-3383	Seal - Side	4
115	93-3391	Gasket - Oil Seal Case	1
116	93-3447	Gasket - Front Plate	1
117	93-3445	Gasket - Gear	1
118	93-3441	Gasket - Inlet Pipe	1
119	93-3593	Packing - Body	1
120	93-3521	Gasket - Thermo Case	1
121	93-3548	Gasket - Governor Case	1
122	93-3431	Gasket - Cylinder Head	1
123	93-3424	Gasket - Rocker	1
124	93-3434	Gasket - Inlet Cover	1
125	93-3436	Gasket - Exhaust	1



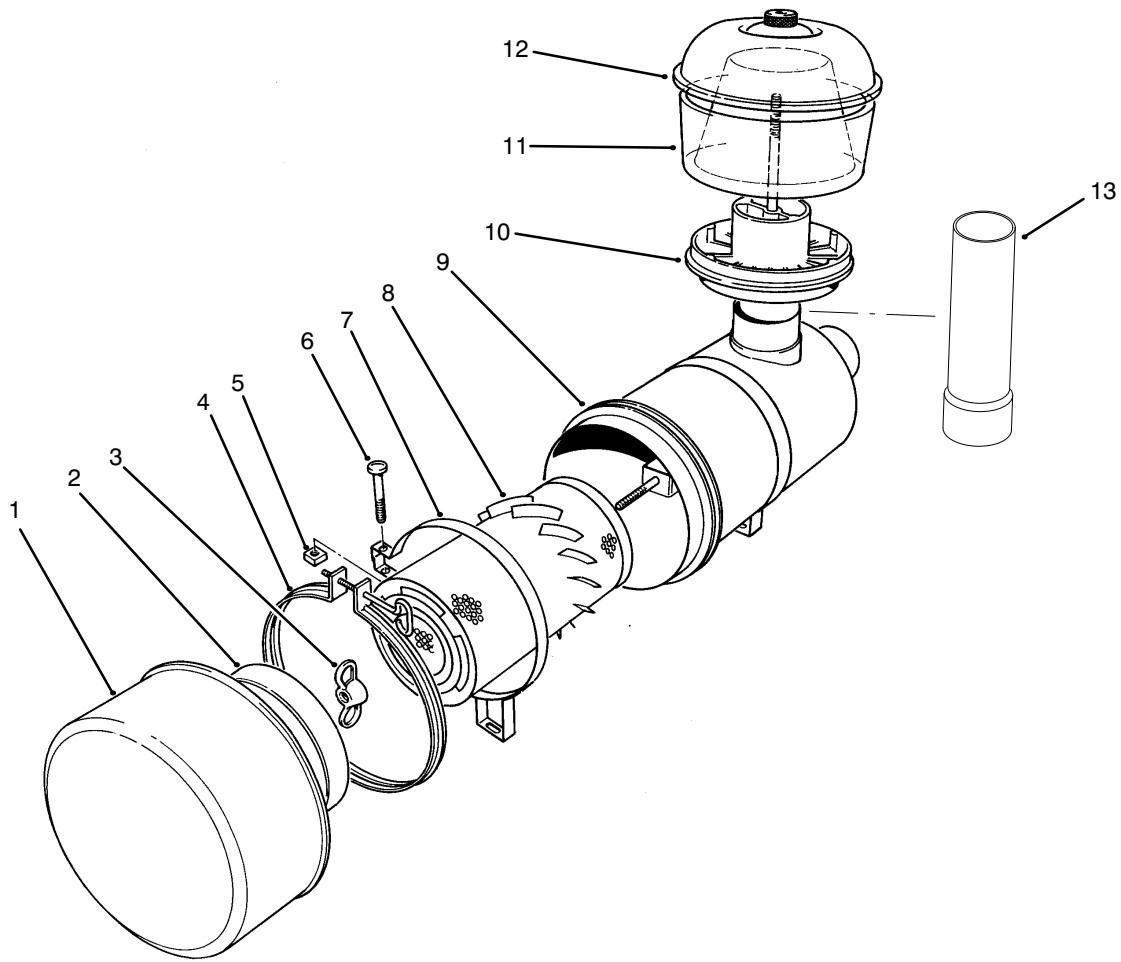
T-1881A

## ENGINE COMPONENTS ASSEMBLY

Ref. No.	Part No.	Description	No. Used
1	2412-42	Clamp - Hose	1
2	48-4220	Assembly - Air Cleaner (Incl. Ref. #4)	1
‡3	83-9150	Decal - Starting Fluid	1
3	93-6692	Decal - Starting Fluid (Europe)	1
‡4	27-7160	Decal - Instructions	1
4	93-8052	Decal - Instructions (Europe)	1
5	75-2851	Hose - Expansion Tank	1
6	92-2379	Clamp - Hose	1
7	63-7380	Assembly - Expansion Tank (Incl. Ref. #8)	1
8	71-1520	Cap - Expansion Tank	1
9	93-6668	Decal - Battery (Europe)	1
10	66-2330	Base - Battery	1
11	322-4	Screw - Cap Hex. Hd.	3
12		Battery (Type 26, 530 Amp.)	1

Ref. No.	Part No.	Description	No. Used
13	75-1370	Asm. - Battery Cable (+) (Incl. Ref. #14)	1
14	28-1280	Boot - Cable	1
15	323-9	Screw - Cap Hex. Hd.	1
16	3253-21	Washer - Lock	1
17	3256-24	Washer - Flat	1
18	66-2490	Clamp - Battery	1
19	32128-20	Nut - Lock	3
20	32128-33	Nut - Lock	2
21	75-4250	Bracket - Expansion Tank	1
22	321-6	Screw - Cap Hex. Hd.	2
23	2412-41	Clamp - R	1
24	75-3140	Bracket - Air Cleaner	1
25	3256-23	Washer - Flat	2
26	322-3	Screw - Cap Hex. Hd.	6
27	3296-29	Nut - Lock	4
28	3290-378	Tie - Cable	1
29	93-7276	Decal - Danger (Europe)	1

‡For different language versions of this part, see International Parts Reference.



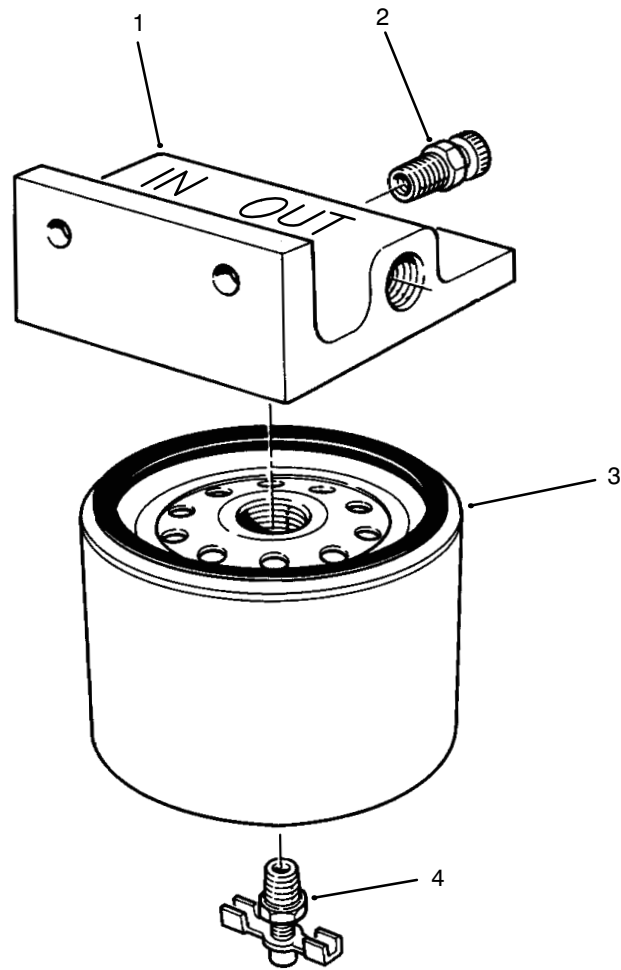
T-0126A

## AIR CLEANER ASSEMBLY

Ref. No.	Part No.	Description	No. Used	Ref. No.	Part No.	Description	No. Used
1	27-7150	Assembly - Cup	1	10	62-6300	Assembly - Sleeve	1
2	27-7140	Baffle	1	11	33-1270	Bowl	1
3	27-7120	Nut	1	12	33-1260	Assembly - Cover	1
4	27-7130	Assembly - Clamp	1	13	43-3810	Tube - Air Cleaner (Optional)	1
5	32107-11	Nut - Square	2	*	48-7430	Assembly - Pre-Cleaner (Incl. Ref. #10-12)	1
6	3258-19	Screw - Machine	2	*	48-4220	Assembly - Air Filter (Incl. Ref. #1-4, 8-9)	1
7	27-7170	Assembly - Band (Incl. Ref. #5 & 6)	2	*	27-7220	Air Cleaner Soap	1
8	27-7110	Assembly - Element	1				
9†		Housing	1				

\*Not Illustrated

†Not Serviceable Separately

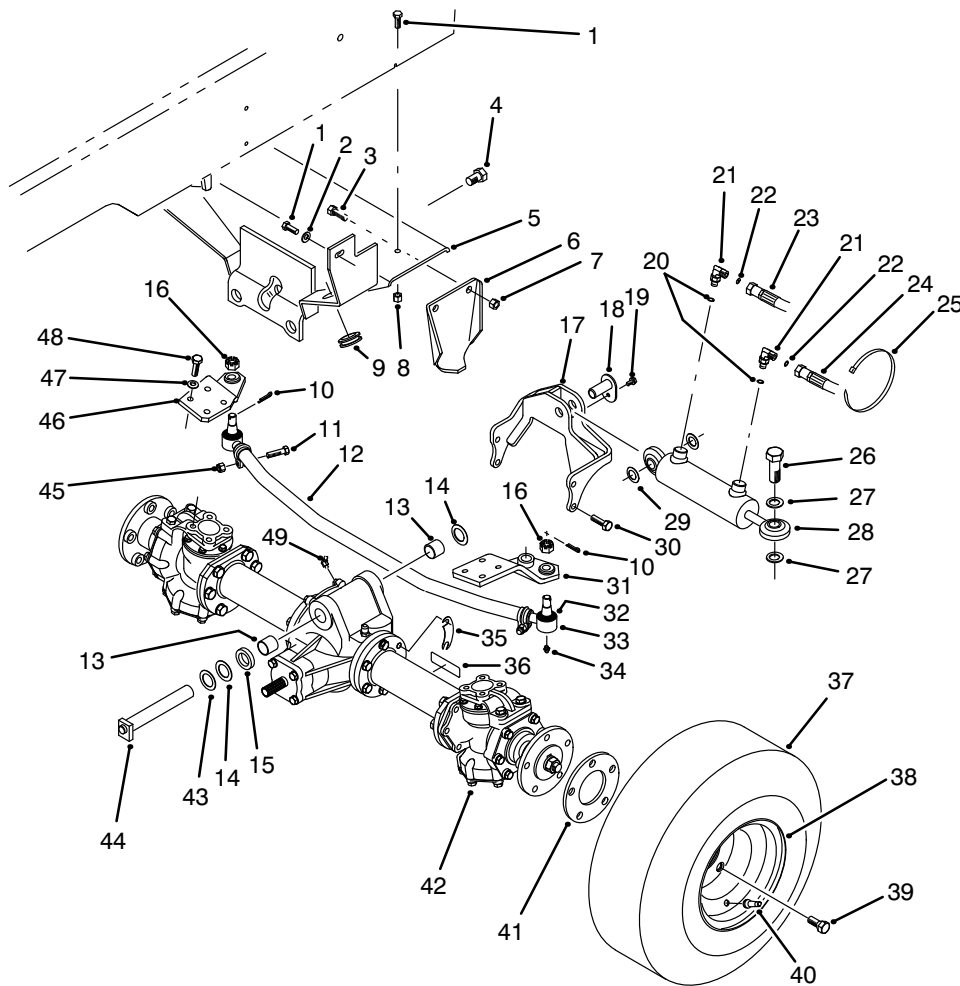


T-1934

## FUEL FILTER ASSEMBLY

Ref. No.	Part No.	Description	No. Used	Ref. No.	Part No.	Description	No. Used
1	63-8280	Head-Filter, Fuel (Incl. Ref. #2)	1	4	63-8310	Valve-Drain	1
2	63-8290	Vent-Air	1	*	63-8300	Assembly - Fuel Filter	1
3	63-8300	Element-Spin-On (Incl. Ref. #4)	1				

\*Not Illustrated



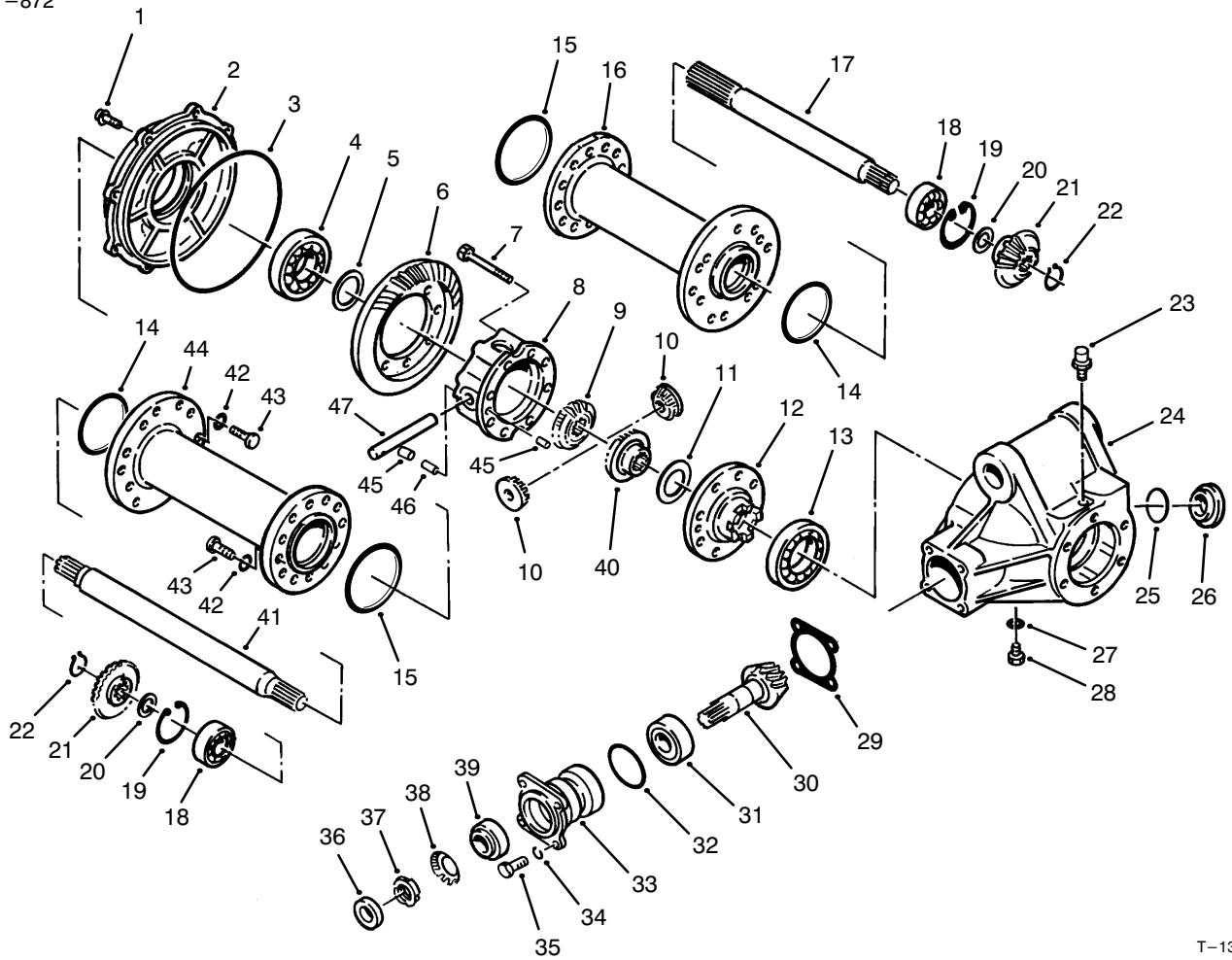
T-1325

## REAR AXLE INSTALLATION ASSEMBLY

Ref. No.	Part No.	Description	No. Used	Ref. No.	Part No.	Description	No. Used
1	323-7	Screw - Cap Hex. Hd.	4	28	83-5030	Asm. - Hydraulic Cylinder	1
2	3256-24	Washer - Flat	2	29	83-5160	Shim	2
3	325-5	Screw - Cap Hex. Hd.	4	30	48-9480	Screw - Cap Hex. Hd.	4
4	327-2	Screw - Cap Hex. Hd.	1	31	83-4930	Arm - Steering L.H.	1
5	75-1100	Support - Axle	1	32	71-4760	Seal - Tie Rod End	2
6	83-5110	Stop - Axle	2	33	71-4740	Assembly - Tie Rod End (Incl. Ref. #16, 32 & 34)	2
7	3296-23	Nut - Lock	4	34	302-55	Fitting - Grease	2
8	3296-39	Nut - Lock	2	35	83-5180	Shim - Axle	2
9	237-165	Grommet	2	36	70-2560	Decal - Lube	1
10	3272-11	Pin - Cotter	1	36	93-6697	Decal - Lube (Europe)	1
11	323-9	Screw - Cap Hex. Hd.	2	37	231-141	Tire	2
12	83-5020	Assembly - Tube & Clamp	1	38	217-121	Rim	2
13	67-1750	Bushing - Sleeve	2	39	71-4450	Bolt - Wheel	10
14	56-2460	Washer - Flat	2	40	232-35	Valve - Stem	2
15	83-5040	Washer	1	41	83-7460	Spacer - Wheel	2
16	32136-13	Nut - Slotted	2	42	68-6823	Assembly - Axle	1
17	83-5100	Support - Cylinder	1	43	5-1226	Washer	2
18	83-5150	Pin - Cylinder	1	44	75-4180	Pin - Rear Axle	1
19	32144-4	Screw - Self Tapping	1	45	3296-39	Nut - Lock	2
20	237-78	O-Ring	2	46	83-4950	Arm - Steering R.H.	1
21	340-132	Fitting - Hydraulic 90° (Incl. Ref. #20 & 22)	2	47	48-9220	Washer - Flat	8
22	237-21	O-Ring	2	48	48-7780	Screw - Cap Hex. Hd.	8
23	75-6220	Hose - Hydraulic	1	49	302-11	Fitting - Grease	1
24	75-6230	Hose - Hydraulic	1	*	83-5010	Assembly - Tie Rod (Incl. Ref. #11, 12, 16, 32-34 & 45)	1
25	3290-378	Tie - Cable	1				
26	82-6910	Screw - Cap Hex. Hd.	4				
27	67-9410	Washer - Thrust	2				

\*Not Illustrated

‡For different language versions of this part, see International Parts Reference.

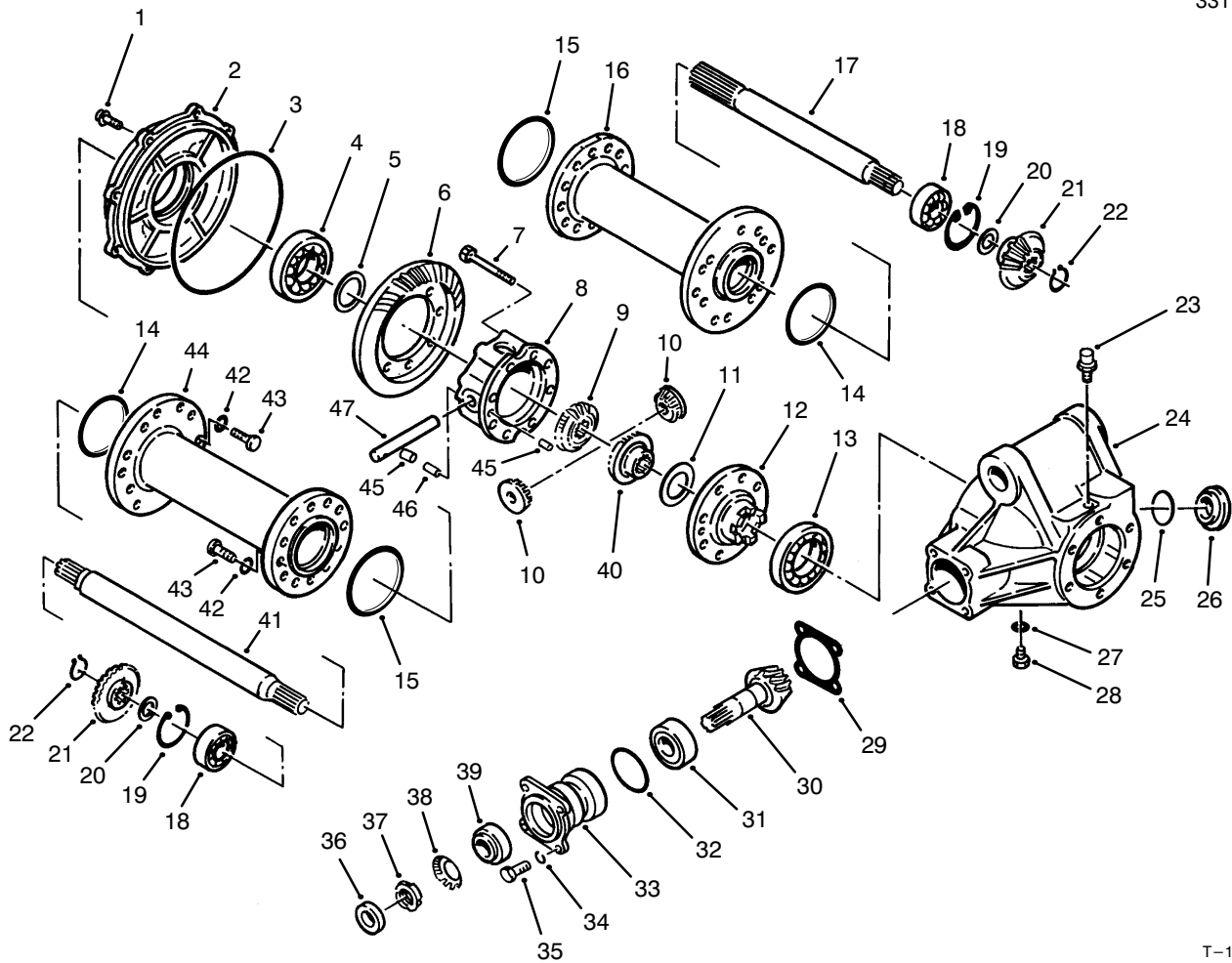


T-1305A

## REAR AXLE ASSEMBLY NO. 68-6823

Ref. No.	Part No.	Description	No. Used
1	72-5800	Bolt	8
2	72-4880	Cover	1
3	72-4890	O-Ring	1
4	251-344	Bearing - Ball	1
5	72-4960	Shim .1 mm	1
*	72-4970	Shim .15 mm	1
*	72-4980	Shim .5 mm	1
*	72-4990	Shim .8 mm	1
*	72-5000	Shim 1.0 mm	1
*	72-5010	Shim 1.2 mm	1
6		Gear - Bevel	1
7	72-5810	Bolt	8
8	72-4900	Case - Differential	1
9	72-4930	Gear - Side, Differential	1
10	72-4950	Gear - Pinion, Differential	2
11	72-5040	Washer - Gear, Diff.	1
12	72-4910	Flange - Case, Diff.	1
13	251-345	Bearing - Ball	1
14	93-3664	O-Ring	2
15	93-3665	O-Ring	2
16	83-5270	Tube - Axle, R.H.	1
17	83-5280	Axle - R.H.	1
18	251-350	Bearing - Ball	2
19	72-5360	Ring - Retaining	2
20	72-5100	Spacer	2
21	72-5090	Gear - Bevel	2

Ref. No.	Part No.	Description	No. Used
22	72-5370	Ring - Retaining	2
23	72-5130	Vent	1
24	72-4870	Case - Differential	1
25	72-5140	O-Ring	1
26	72-5150	Plug	1
27	72-5840	Gasket	1
28	72-5820	Plug	1
29	72-5160	Shim .1mm	1
*	72-5170	Shim .15 mm	1
*	72-5180	Shim .5 mm	1
*	72-5190	Shim .8 mm	1
*	72-5200	Shim 1.0 mm	1
*	72-5210	Shim 1.2 mm	1
30		Gear - Pinion	1
31	254-108	Bearing - Roller, Tapered	1
32	72-5460	O-Ring	1
33	83-5350	Case - Bearing	1
34	42-9850	Washer - Lock M8	8
35	48-9460	Bolt - Hex. Hd.	4
36	83-5360	Seal - Oil	1
37	83-5340	Nut - Bearing	1
38	83-5330	Washer - Bearing	1
39	254-109	Bearing - Roller, Tapered	1
40	72-4940	Gear - Side, Differential	1
41	83-5310	Axle - L.H.	1
42	42-9600	Washer - Lock M10	24

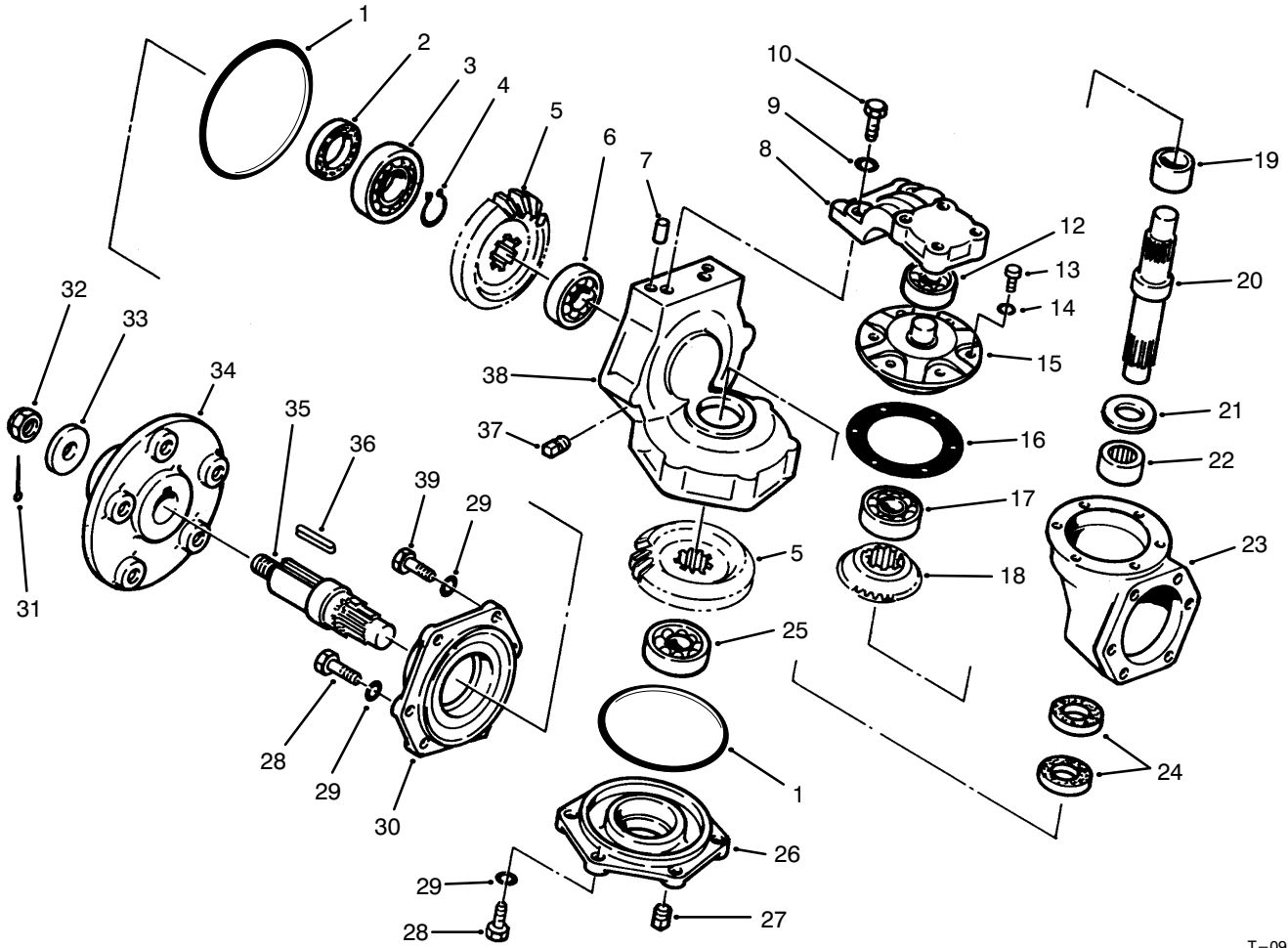


T-1305A

## REAR AXLE ASSEMBLY NO. 68-6823 (Continued)

Ref. No.	Part No.	Description	No. Used
43	48-9470	Bolt - M10 x 30	24
44	83-5290	Tube - Axle, L.H.	1
45	72-5030	Pin - Dowel	2
46	72-5440	Pin - Spring	1

Ref. No.	Part No.	Description	No. Used
47	72-5020	Shaft - Pinion	1
*	83-5370	Assembly - Ring & Pinion (Incl. Ref.#6 & 30)	1

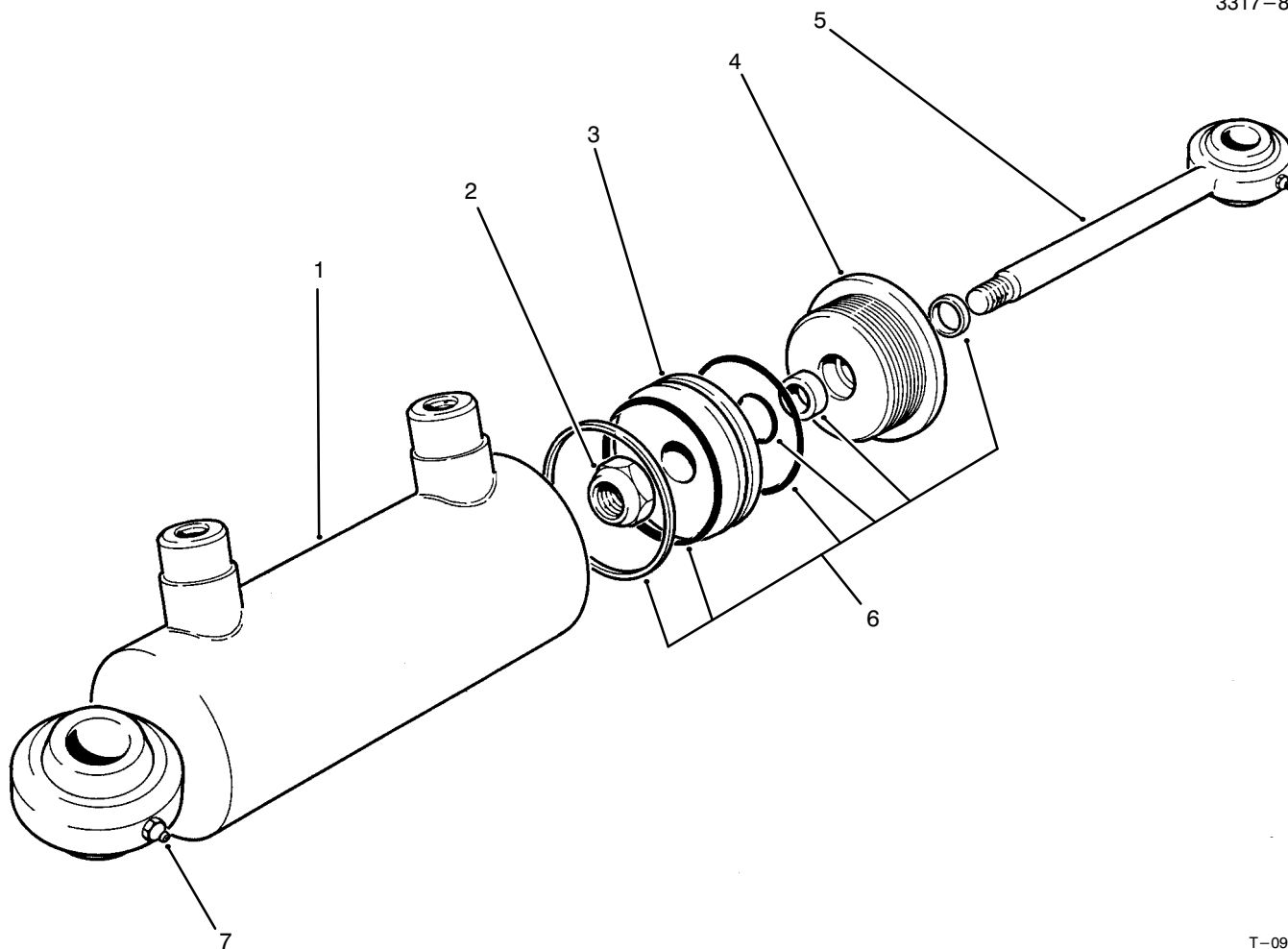


T-0912A

## REAR AXLE ASSEMBLY NO. 68-6823 (Continued)

Ref. No.	Part No.	Description	No. Used
1	93-3670	O-Ring	4
2	72-5740	Seal - Oil	2
3	251-348	Bearing - Ball	2
4	72-5720	Ring - Retaining	2
5	72-5580	Gear - Bevel	4
6	251-8	Bearing - Ball	2
7	93-3671	Pin - Dowel	4
8	93-3672	Arm - Knuckle	2
9	42-9600	Washer - Lock	28
10	48-9470	Screw - Cap, M10 x 30	4
12	251-347	Bearing - Ball	2
13	72-5790	Screw - Cap, M6 x 18	12
14	43-5930	Washer - Lock	12
15	72-5590	Retainer - Bearing	2
16	72-5630	Gasket	2
17	251-349	Bearing - Ball	2
18	72-5090	Gear - Bevel	2
19	72-5680	Spacer	2
20	72-5560	Pin - King, Knuckle	2

Ref. No.	Part No.	Description	No. Used
21	93-3668	Washer - Thrust	2
22	93-3669	Bearing - Needle	2
23	93-3666	Gear Box - Axle	2
24	72-5730	Seal - Oil	4
25	251-263	Bearing - Ball	2
26	72-5550	Cover	2
27	281-10	Plug - Socket, Hex.	2
28	48-9460	Screw - Cap, M8 x 25	20
29	42-9850	Washer - Lock, M8	28
30	72-5540	Case - Knuckle	2
31	3272-17	Pin - Cotter	2
32	72-5770	Nut - Castle	2
33	72-5660	Washer - Shaft, Wheel	2
34	72-5650	Hub - Wheel	2
35	72-5570	Shaft - Axle, Outer	2
36	72-5780	Key	2
37	281-7	Plug - Pipe, Square Hd.	2
38	93-3667	Case - Knuckle	2
39	48-7710	Screw - Cap, M8 x 20	4



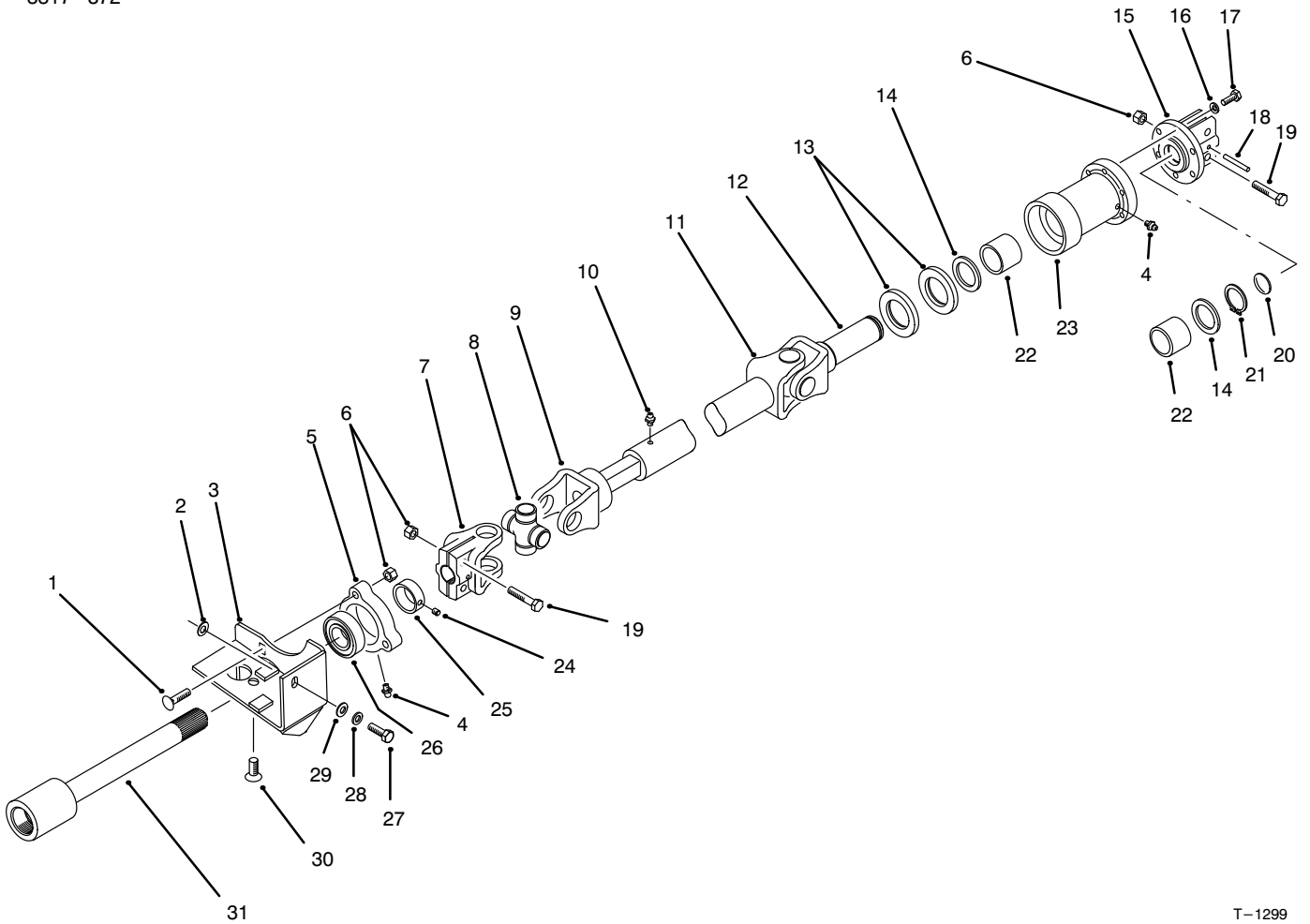
T-0996

## HYDRAULIC CYLINDER NO. 83-5030

Ref. No.	Part No.	Description	No. Used
†1		Assembly - Barrel	1
2	75-1210	Nut-Lock	1
3	75-1220	Piston	1
4	75-1260	Head-Internal	1

Ref. No.	Part No.	Description	No. Used
5	83-5380	Assembly - Piston Rod	1
6	75-1250	Seal Kit	1
7	302-5	Fitting - Grease	2

†Not Serviced Separately



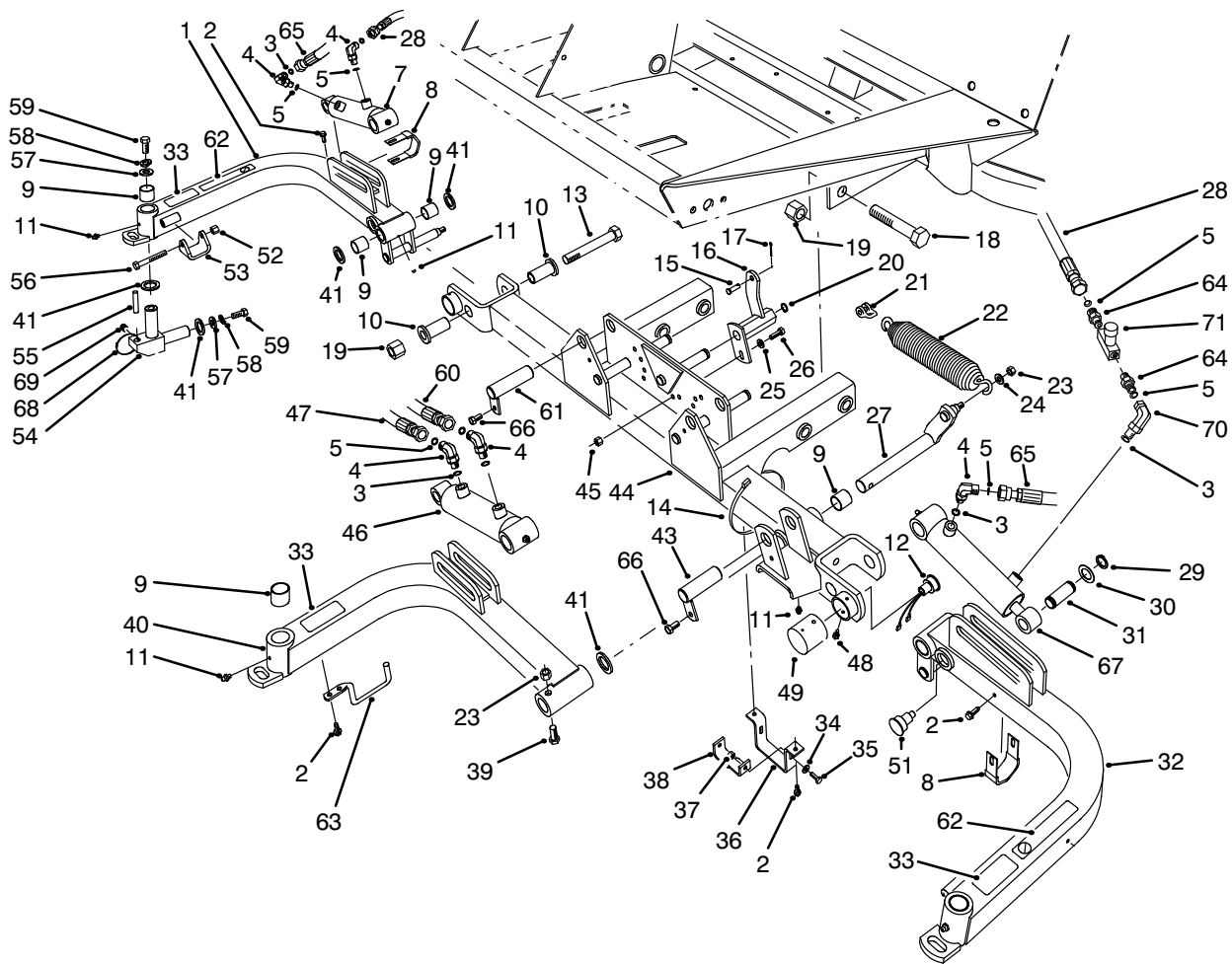
T-1299

## DRIVE SHAFT ASSEMBLY

Ref. No.	Part No.	Description	No. Used
1	3230-3	Bolt - Carriage	3
2	83-7470	Shim	2
3	83-4970	Bracket - Bearing	1
4	302-5	Fitting - Grease	2
5	76-2460	Bearing Assembly (Incl. Ref. #4 & 24-26)	1
6	3296-29	Nut - Lock	7
7	54-9090	Yoke - End	1
8	54-9180	Kit - Universal Joint	2
9	72-3420	Shaft - Slip Yoke	1
10	302-58	Fitting - Grease	1
11	83-5260	Tube - Slip Yoke	1
12	72-3440	Yoke - Shaft	1
13	253-155	Seal	2
14	71-4590	Washer - Thrust	2
15	76-4690	Axle Coupling Assembly (Incl. Ref. #6 & 19)	1
16	3253-3	Washer - Lock	6

Ref. No.	Part No.	Description	No. Used
17	3274-8	Screw - Cap Hex. Hd.	6
18	32121-34	Pin - Roll	1
19	322-8	Screw - Cap Hex. Hd.	4
20	284-3	Plug - Welch	1
21	32151-87	Ring - Retaining	1
22	71-4580	Clutch - Roller	2
23	71-4570	Housing - Clutch	1
24	3245-35	Screw - Set	1
25	251-77	Collar - Locking	1
26	251-337	Bearing - Ball	1
27	48-9460	Screw - Cap Hex. Hd.	1
28	42-9850	Washer - Lock	1
29	48-8030	Washer - Flat	1
30	3274-34	Screw - Socket Flat Hd.	1
31	83-4900	Shaft - Traction	1
*	83-5190	Drive Shaft Assembly (Incl. Ref. #7-12)	1

\*Not Illustrated



T-1958

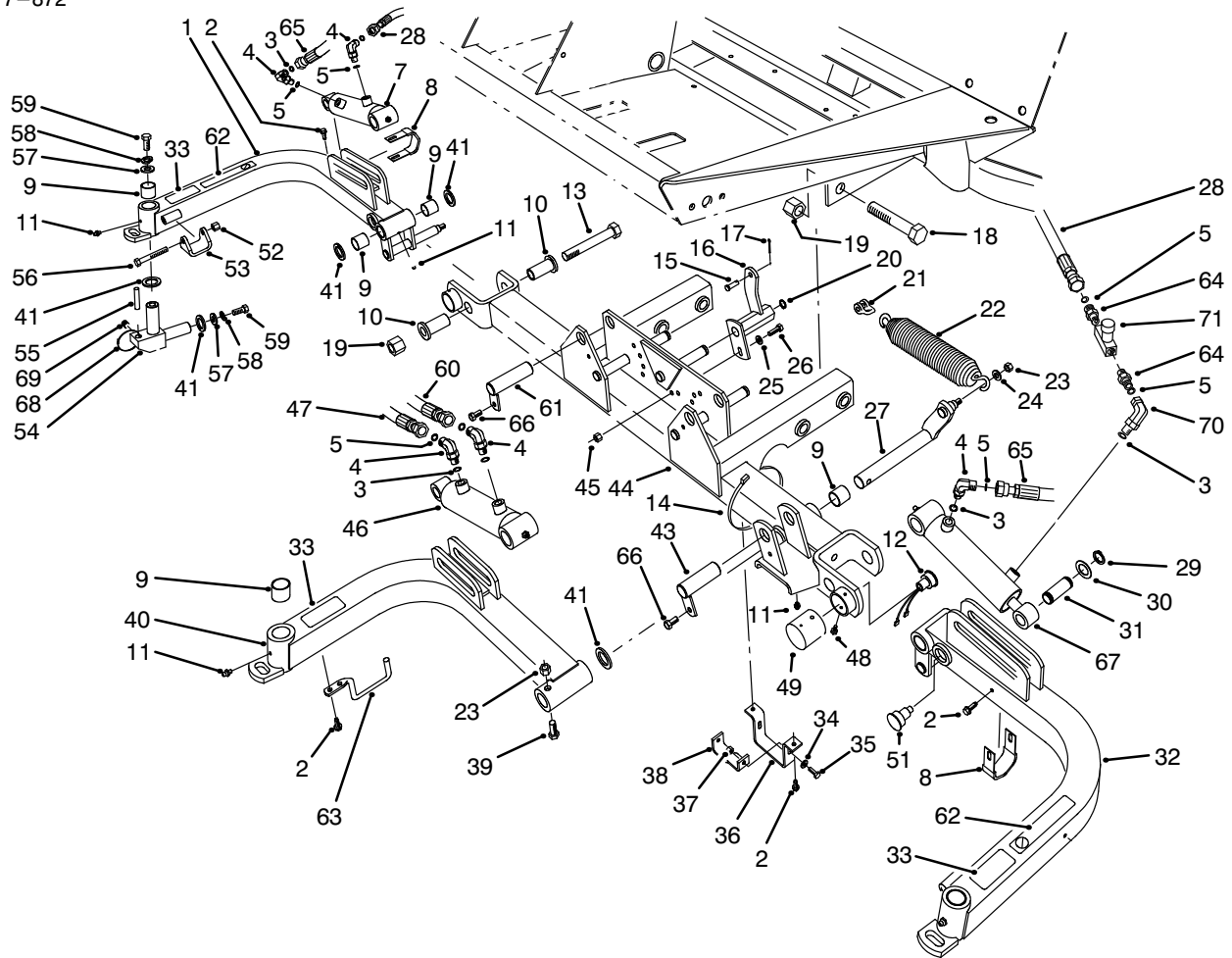
## FRONT LIFT ARMS ASSEMBLY

Ref. No.	Part No.	Description	No. Used
1	75-5450	Assembly - Lift Arm R.H. (Incl. Ref. #9 & 11)	1
2	49-2040	Screw - Thread Forming	8
3	237-78	O-Ring	6
4	340-132	Fitting - Hydraulic 90° (Incl. Ref. #3 & 5)	5
5	237-21	Seal - O-Ring	6
7	83-7480	Asm. - Hydraulic Cylinder	1
8	75-5330	Clamp - Hose	2
9	67-1750	Bushing - Sleeve	12
10	84-8320	Insert - Hinge	4
11	302-5	Fitting - Grease	6
12	92-8002	Sensor - Reed Switch	1
13	328-12	Screw - Cap Hex. Hd.	2
14	3290-336	Tie - Cable	3
15	283-6	Pin - Clevis	3
16	75-5210	Bracket - Spring Center	1
*	75-5200	Bracket - Spring R.H.	1
*	75-5220	Bracket - Spring L.H.	1
17	3272-10	Pin - Cotter	3
18	328-7	Screw - Cap Hex. Hd.	4
19	3296-51	Nut - Lock	6
20	32151-48	Ring - Retaining	3

Ref. No.	Part No.	Description	No. Used
21	282-4	Clevis - Spring	3
22	5-0743	Spring - Extension	3
23	3296-44	Nut - Lock	4
24	3256-24	Washer - Flat	3
25	3256-23	Washer - Flat	3
26	322-5	Screw - Cap Hex. Hd.	3
27	75-4550	Shaft - Center Arm Pivot	1
28	75-5890	Hose - Hydraulic	2
29	32120-93	Ring - Retaining	6
30	3-6498	Washer - Thrust	6
31	75-5350	Pin - Cylinder Rod End	3
32	75-5460	Assembly - Lift Arm L.H. (Incl. Ref. #9 & 11)	1
‡33	55-4300	Decal - Warning	3
33	93-6696	Decal - Warning (Europe)	3
34	3256-22	Washer - Flat	2
35	321-4	Screw - Cap Hex. Hd.	2
36	75-5370	Mount - Clamp	1
37	3296-42	Nut - Lock	2
38	75-5380	Bracket - Clamp	1
39	323-11	Screw - Cap Hex. Hd.	1
40	75-5420	Assembly - Lift Arm, Center (Incl. Ref. #9 & 11)	1

\*Not Illustrated

‡For different language versions of this part, see International Parts Reference.



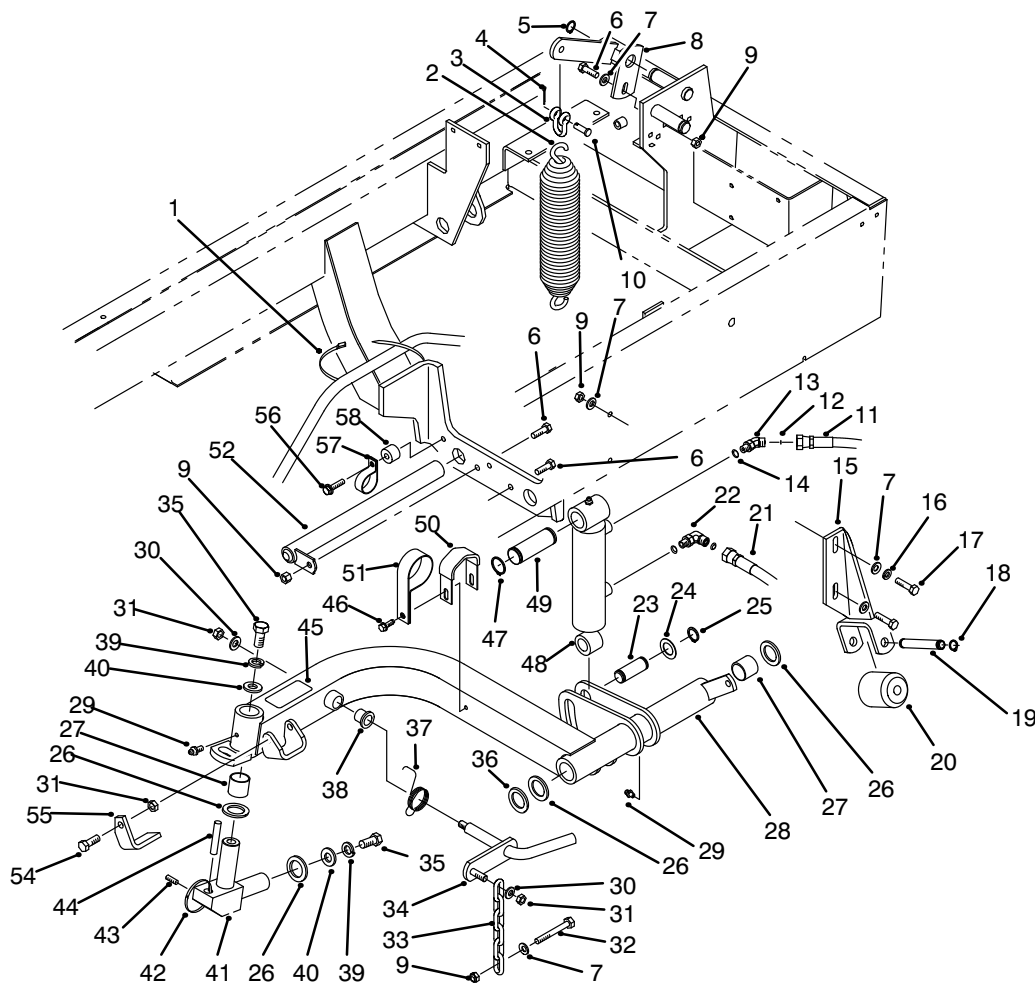
T-1958

## FRONT LIFT ARMS ASSEMBLY (Continued)

Ref. No.	Part No.	Description	No. Used
41	256-115	Washer - Thrust	11
43	83-6790	Pin - Cylinder (Short)	1
44	75-3040	Assembly - Carrier Frame (Incl. Ref. #9 & 11)	1
45	3296-29	Nut - Lock	3
46	85-9880	Asm. - Hydraulic Cylinder	1
47	75-5900	Hose - Hydraulic	1
48	32104-76	Screw - Thread Forming	2
49	75-6370	Cover - Sensor	1
51	92-8754	Actuator - Reed Switch	1
52	3296-39	Nut - Lock	2
53	75-5410	Bracket - Arm	2
54	75-3010	Joint - Arm	3
55	32121-122	Pin - Roll	3
56	323-12	Screw - Cap Hex. Hd.	2
57	3256-6	Washer - Flat	6
58	3253-7	Washer - Lock	6

Ref. No.	Part No.	Description	No. Used
59	325-4	Screw - Cap Hex. Hd.	6
60	75-5910	Hose - Hydraulic	1
61	83-6780	Pin - Cylinder (Long)	2
‡62	36-3400	Decal - No Step	2
62	93-6687	Decal - No Step (Europe)	2
63	75-5300	Rod - Hose Support	1
64	340-13	Fitting - Straight (Incl. Ref. #5)	2
65	82-6490	Hose - Hydraulic	1
66	32144-14	Screw - Self Tapping	3
67	83-7490	Hydraulic Cylinder Asm.	1
68	3290-378	Tie - Cable	5
69	92-9097	Set Screw	3
70	340-143	Fitting - Hydraulic 90° (Incl. Ref. #3)	1
71	82-8270	Valve - Flow Control	1

‡For different language versions of this part, see International Parts Reference.



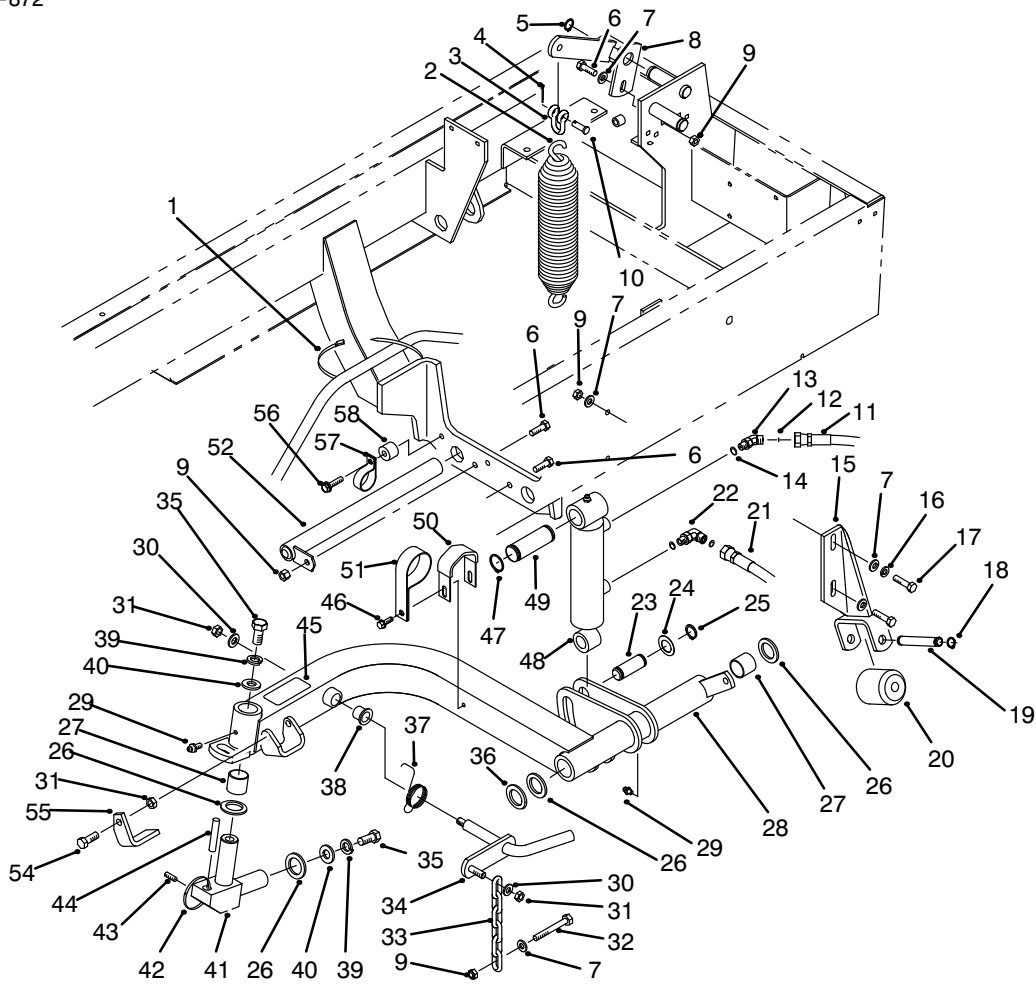
T-1907

## REAR LIFT ARMS ASSEMBLY

Ref. No.	Part No.	Description	No. Used	Ref. No.	Part No.	Description	No. Used
1	3290-336	Tie - Cable	1	21	75-6180	Hose - Hydraulic R.H.	2
2	5-0743	Spring - Counterbalance	2	22	340-132	Fitting - Hydraulic 90° (Incl. Ref. #12 & 14)	3
3	282-4	Clevis - Spring	2	23	75-5350	Pin - Cylinder Rod End	2
4	3272-10	Pin - Cotter	2	24	3-6498	Washer - Thrust	4
5	32151-48	Ring - Retaining	2	25	32120-93	Ring - Retaining	4
6	322-5	Screw - Cap Hex. Hd.	3	26	256-115	Washer - Thrust	8
7	3256-23	Washer - Flat	10	27	67-1750	Bushing - Sleeve	8
8	75-4690	Bracket - Spring Rear R.H.	1	28	93-0066	Asm. - Lift Arm Rear R.H. (Incl. Ref. #27, 29 & 38)	1
*	75-4650	Bracket - Spring Rear L.H.	1	*	93-0068	Asm. - Lift Arm Rear L.H. (Incl. Ref. #27, 29 & 38)	1
9	3296-29	Nut - Lock	8	29	302-5	Fitting - Grease	4
10	283-6	Pin - Clevis	2	30	3256-24	Washer - Flat	4
11	75-6070	Hose - Hydraulic L.H. (Cap)	1	31	3296-39	Nut - Lock	6
*	75-6080	Hose - Hydraulic L.H. (Rod)	1	32	322-12	Screw - Cap Hex. Hd.	2
12	237-78	O-Ring	4	33	5-1096	Chain - Cutting Unit	2
13	340-103	Fitting - Hydraulic 45° (Incl. Ref. #12 & 14)	1	34	75-4590	Rod - Pivot	2
14	237-21	O-Ring	4	35	325-4	Screw - Cap Hex. Hd.	4
15	75-3810	Bracket - Roller	2	36	93-0142	Bushing - Straight	2
16	3253-4	Washer - Lock	2	37	75-4520	Spring - Torsion R.H.	1
17	322-6	Screw - Cap Hex. Hd.	4	*	75-4530	Spring - Torsion L.H.	1
18	32151-61	Ring - Retaining	4	38	256-287	Bushing - Flange	4
19	75-5400	Shaft - Roller	2				
20	75-5390	Roller	2				

\*Not Illustrated

†For different language versions of this part, see International Parts Reference.



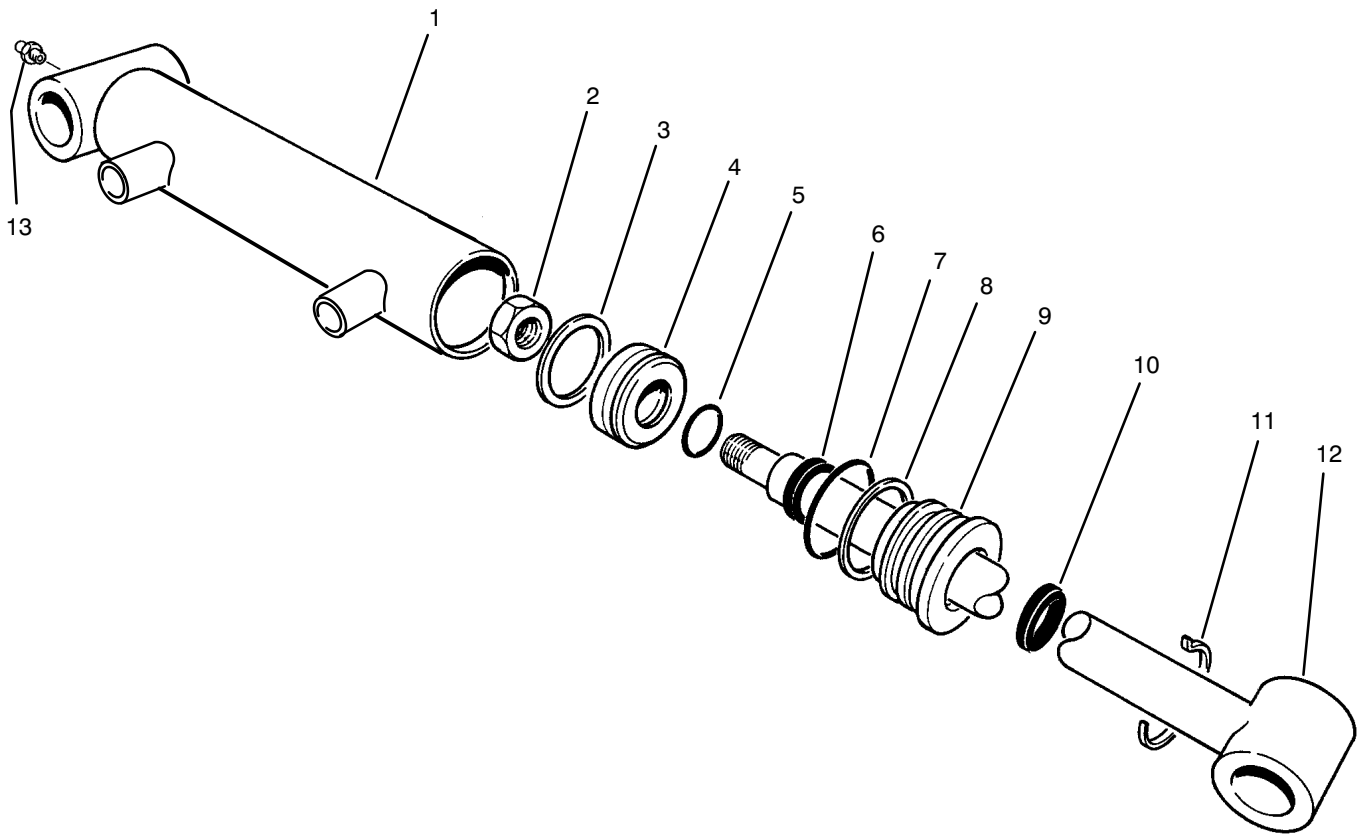
T-1907

## REAR LIFT ARMS ASSEMBLY (Continued)

Ref. No.	Part No.	Description	No. Used
39	3253-7	Washer - Lock	4
40	3256-6	Washer - Flat	4
41	75-3010	Joint - Arm	2
42	3290-378	Tie - Cable	3
43	92-9097	Set Screw	2
44	32121-122	Pin - Roll	2
45	55-4300	Decal - Warning	2
45	93-6696	Decal - Warning (Europe)	2
46	49-2040	Screw - Thread Forming	5
47	32151-36	Ring - Retaining	4
48	93-0079	Asm. - Hydraulic Cylinder	2
49	75-5360	Pin - Cylinder Cap End	2

Ref. No.	Part No.	Description	No. Used
50	75-5330	Clamp - Hydraulic Line	2
51	2412-107	Clamp - R (Used on left rear cutting unit lift arm only)	1
52	93-0069	Pin - Pivot	2
53	2412-104	Clamp-R	1
54	323-6	Screw - Cap Hex. Hd.	2
55	83-5170	Stop - Reel, LH	1
*	93-3640	Stop - Reel, RH	1
56	32144-49	Screw - Hex. Washer Hd.	2
57	2412-74	Clamp-R	2
58	92-5791	Spacer	2

\*Not Illustrated



T-1879

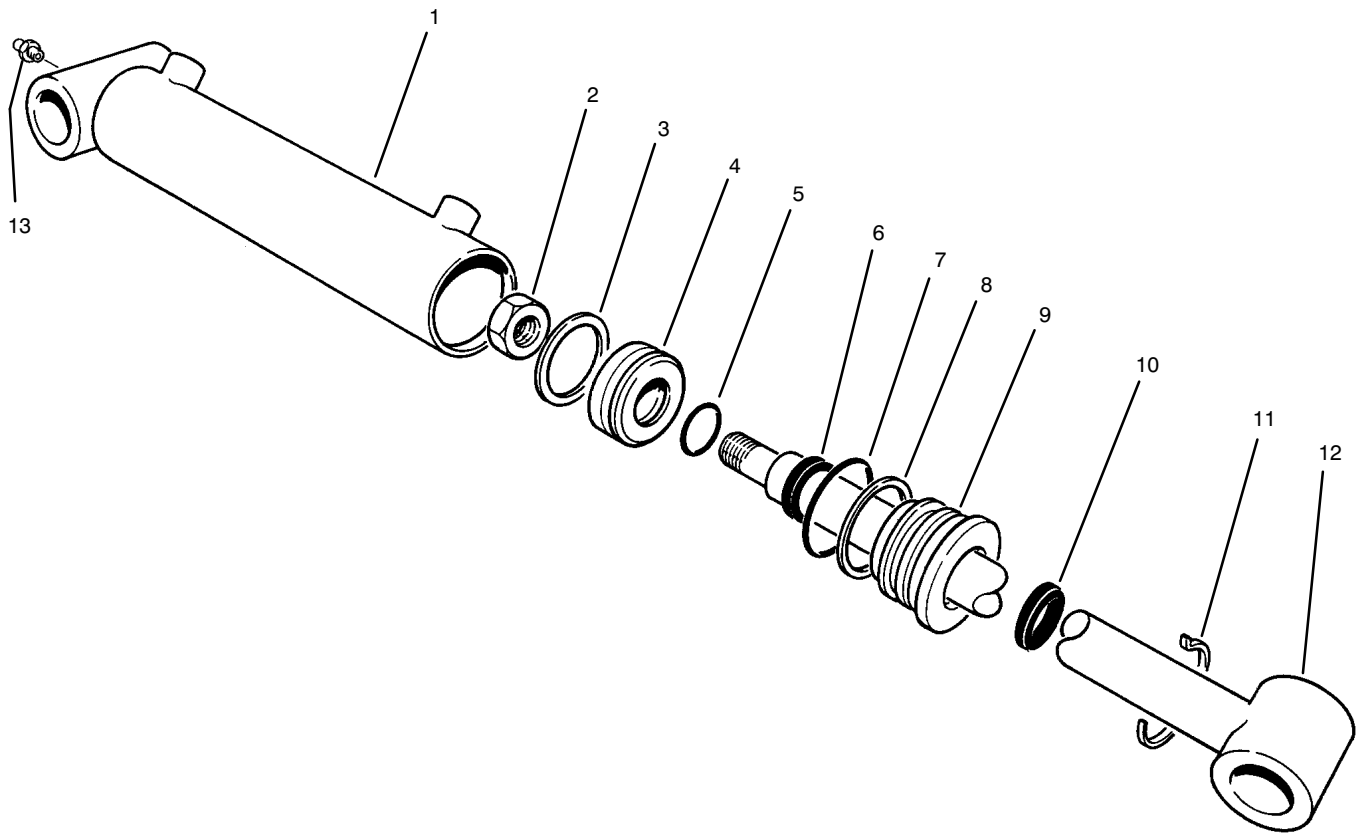
## HYDRAULIC CYLINDER NO. 93-0079

Ref. No.	Part No.	Description	No. Used
†1	93-3134	Assembly - Barrel	1
2	32152-10	Nut	1
†3		Uni-ring	1
4	70-2780	Piston	1
†5		O-Ring	1
†6		Seal - Rod	1
†7		O-Ring	1
†8		Backup	1

Ref. No.	Part No.	Description	No. Used
9	84-1670	Head	1
†10		Seal - Dust	1
11	84-1680	Ring - Retaining	1
12	75-3790	Clevis	1
13	302-5	Fitting - Grease	1
*	86-7330	Seal repair Kit (Incl. Ref. #3, 5-8 & 10)	1

\*Not Illustrated

†Not Serviced Separately



T-1032

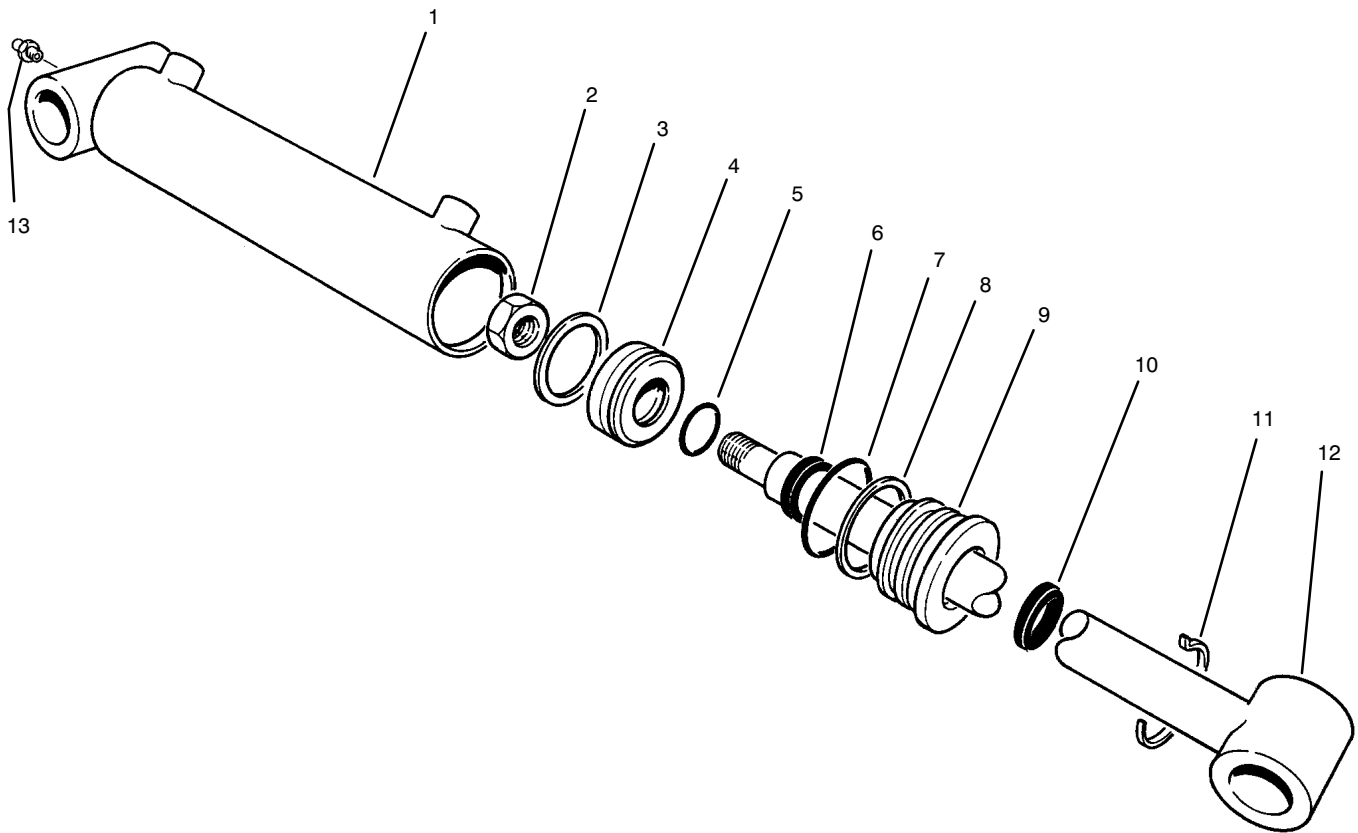
## HYDRAULIC CYLINDER NO. 85-9880

Ref. No.	Part No.	Description	No. Used
†1		Assembly - Barrel	1
2	32152-10	Nut	1
†3		Uni-ring	1
4	70-2780	Piston	1
†5		O-Ring	1
†6		Seal - Rod	1
†7		O-Ring	1
†8		Backup	1

Ref. No.	Part No.	Description	No. Used
9	84-1670	Head	1
†10		Seal - Dust	1
11	84-1680	Ring - Retaining	1
12	75-3790	Clevis	1
13	302-5	Fitting - Grease	1
*	86-7330	Seal repair Kit (Incl. Ref. #3, 5-8 & 10)	1

\*Not Illustrated

†Not Serviced Separately



T-1032

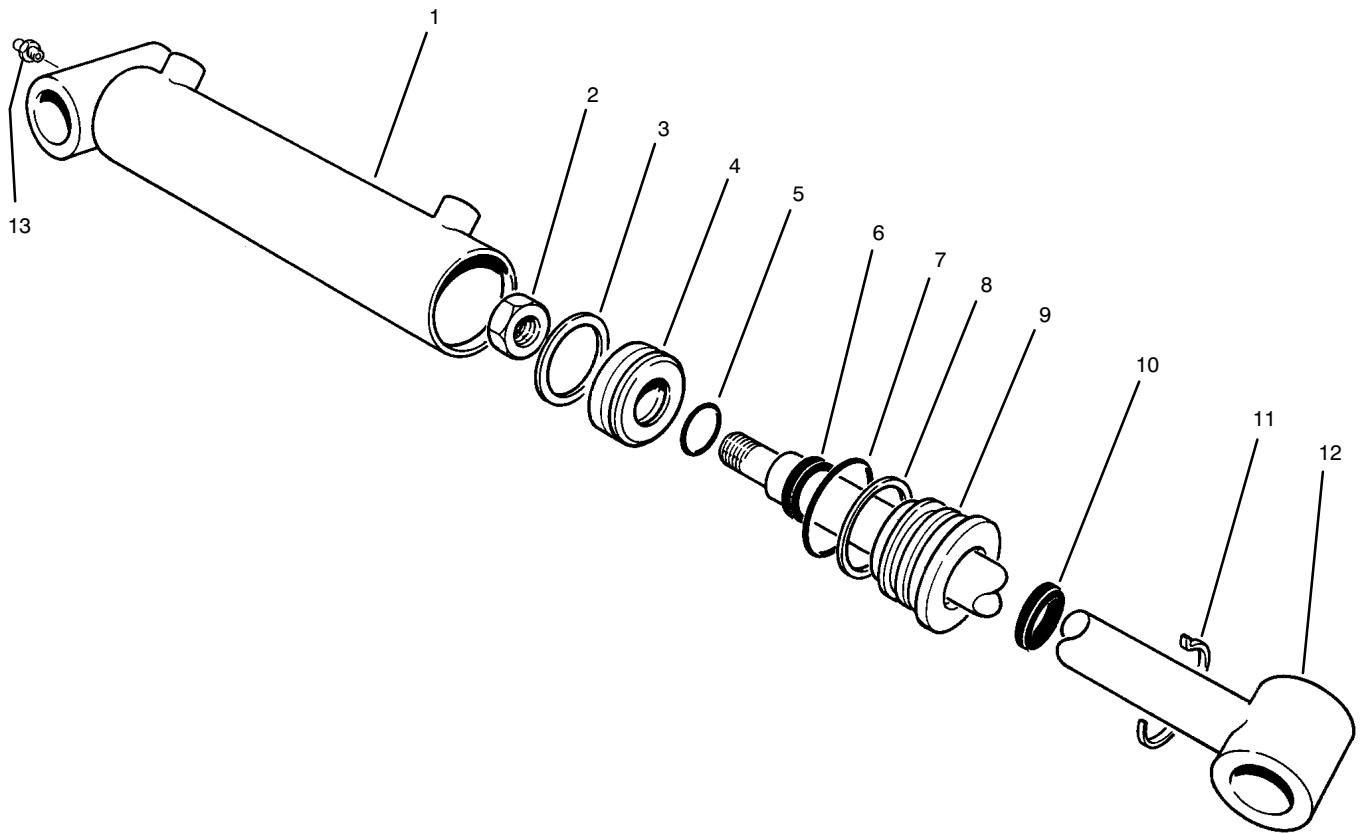
## HYDRAULIC CYLINDER NO. 83-7480

Ref. No.	Part No.	Description	No. Used
†1		Assembly – Barrel	1
2	32152-10	Nut	1
†3		Uni-ring	1
4	84-1710	Piston	1
†5		O-Ring	1
†6		Seal – Rod	1
†7		O-Ring	1
†8		Backup	1

Ref. No.	Part No.	Description	No. Used
9	84-1720	Head	1
†10		Seal-Dust	1
11	84-1730	Ring – Retaining	1
12	84-1740	Clevis	1
13	302-5	Fitting – Grease	1
*	84-1760	Seal repair Kit (Incl. Ref. #3, 5-8 & 10)	1

\*Not Illustrated

†Not Serviced Separately



T-1032

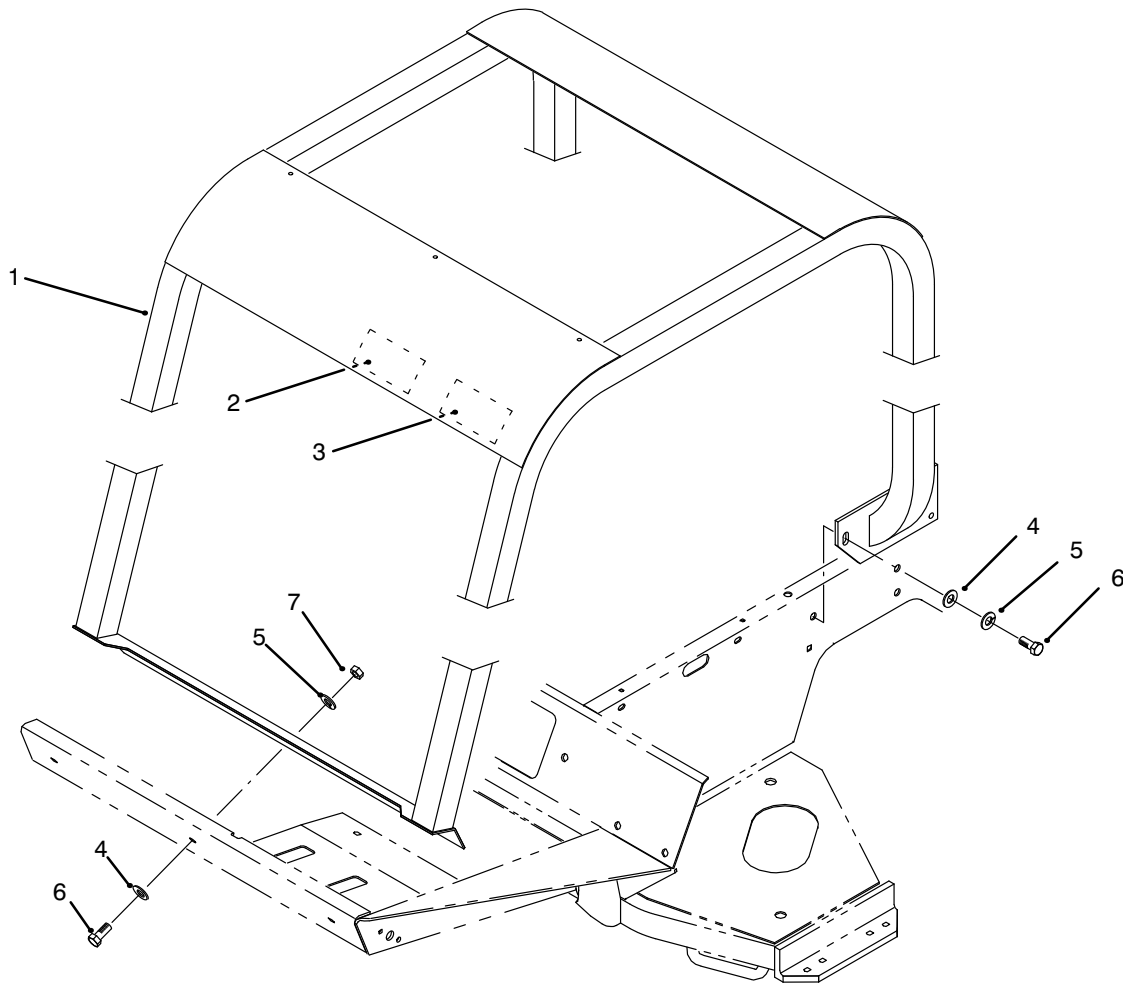
## HYDRAULIC CYLINDER NO. 83-7490

Ref. No.	Part No.	Description	No. Used
†1		Assembly - Barrel	1
2	32152-10	Nut	1
†3		Uni-ring	1
4	70-2780	Piston	1
†5		O-Ring	1
†6		Seal - Rod	1
†7		O-Ring	1
†8		Backup	1

Ref. No.	Part No.	Description	No. Used
9	84-1670	Head	1
†10		Seal - Dust	1
11	84-1680	Ring - Retaining	1
12	75-2120	Clevis	1
13	302-5	Fitting - Grease	1
*	86-7330	Seal Repair Kit (Incl. Ref. #3, 5-8 & 10)	1

\*Not Illustrated

†Not Serviced Separately



T-1959

## R.O.P.S. ASSEMBLY (Optional)

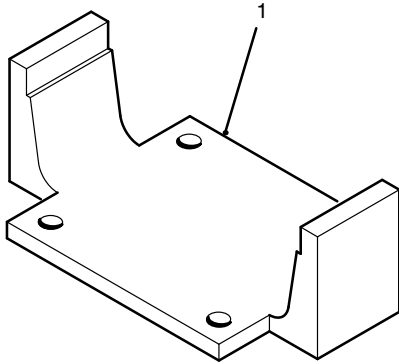
Ref. No.	Part No.	Description	No. Used	Ref. No.	Part No.	Description	No. Used
1	83-7410	Roll - Bar	1	5	3253-7	Washer - Lock	9
‡2	85-9980	Decal - ROPS	1	6	325-5	Screw - Cap Hex. Hd.	9
2	93-8073	Decal - ROPS (Europe)	1	7	3217-9	Nut - Lock	3
‡3	83-7430	Decal - Danger	1	*	21-4191	Assembly - Seat Belt	1
3	93-8050	Decal - Danger (Europe)	1	*	3212-4	Screw - Cap Hex. Hd.	2
4	3256-26	Washer - Flat	9	*	3253-6	Washer - Lock	2

\*Not Illustrated

‡For different language versions of this part, see International Parts Reference.

# SPECIAL TOOLS

## AXLE TOOL NO. \*TOR859920



T-1325

Ref. No.	Part No.	Description	No. Used
1		Tool - Axle	1

\*Obtain these items directly from OTC 2013 4th St. Owatonna, MN. 55060 1-800-533-0492  
 (in Minnesota and Canada 1-507-455-7050) Fax. 507-455-7011.

# INTERNATIONAL PARTS REFERENCE

## EUROPEAN PARTS KIT NO. 93-7184

DESCRIPTION	LOCATION	PART NUMBER	
		ENGLISH	EUROPEAN
Decal No Step	Lift Arms	36-3400	93-6687
Decal Diesel Only	Left Fender	52-1320	93-6680
Decal Spring Loaded	Lift Arms	55-4300	93-6696
Decal Instructions	Air Cleaner	27-7160	93-8052
Decal No Starting Fluid	Air Cleaner	83-9150	93-6692
Decal Hydraulic Oil	Right Fender & Frame	85-4730	93-6686
Decal Floor Plate	Main Frame	88-0440	93-6693
Decal Bolt	Frame	77-0490	93-6691
Cap Hydraulic Oil	Hydraulic Reservoir	93-3103	93-7160
Decal Backlap	Backlap Bracket	75-0750	93-6684
Decal Towing	Tool Box Cover	75-1280	93-6698
Decal No Riders	Fenders	75-5190	93-6689
Decal Fast/Slow	Steering Tower	75-6710	93-6699
Panel Tower	Steering Tower	93-3139	93-6682
Decal Clip	Under Seat Plate	85-4610	DANISH 92-1125 DUTCH 92-1126 ITALIAN 92-1127 SPANISH 92-1128 GERMAN 92-1129 FRENCH 92-1130 SWEDISH 92-1131 PORTUGUESE 93-8057 NORWEGIAN 93-8058 FINNISH 93-8059
Decal Reels	Under Seat Plate	85-4530	93-8060
Decal Knobs	Seat Plate	83-7440	93-6694

DESCRIPTION	LOCATION	PART NUMBER	
		ENGLISH	EUROPEAN
Decal Slopes	Tool Box	93-3639	93-8057
Decal This End Down	Radiator Screen	83-7450	93-8056
Plate Warning	Fan Shroud	76-8750	93-6681
Guard Fan	Fan & Alternator Area	-	93-7182
Decal Fuses	Inside Control Box	85-4720	93-6695
Panel Console	Control Console	93-3140	93-6683
Kit Lift Control	Control Console	-	93-7183
Decal Service Instructions	Inside Tool Box	93-3601	DANISH 93-8091 DUTCH 93-8092 ITALIAN 93-8093 SPANISH 93-8094 GERMAN 93-8095 FRENCH 93-8096 SWEDISH 93-8097 PORTUGUESE 93-8098 NORWEGIAN 93-8099 FINNISH 93-7154
Decal Hands/Feet	Cutting Unit Frames	67-7960	93-6688
Decal Seat Belts	R.O.P.S. Roof	83-7430	93-8050
Decal R.O.P.S.	R.O.P.S. Roof	85-9980	93-8055
Decal HOC Instructions	Under Control Console	94-4934	93-1268
Decal Diagnostic	A.C.E. Display	85-4760	DANISH 92-8078 DUTCH 93-8079 ITALIAN 93-8080 SPANISH 93-8081 GERMAN 93-8082 FRENCH 93-8083 SWEDISH 93-8084 PORTUGUESE 93-8085 NORWEGIAN 93-8086 FINNISH 93-8087
Decal Lubrication	4WD Rear Axle Tube	70-2560	93-6697
Decal C.E.	Hood	-	93-7252

# INTERNATIONAL PARTS REFERENCE (Continued)

## JAPANESE PARTS KIT NO. 83-6880

DESCRIPTION	LOCATION	PART NUMBER	
		ENGLISH	JAPANESE
Decal No Step	Lift Arms	36-3400	84-2780
Decal Diesel Only	Left Fender	52-1320	84-2860
Decal Spring Loaded	Lift Arms	55-4300	84-2940
Decal No Starting Fluid	Air Cleaner	83-9150	84-3100
Decal Hydraulic Oil	Right Fender & Frame	85-4730	88-1980
Decal Bolt	Frame	77-0490	80-4880
Decal Backlap	Backlap Bracket	75-0750	84-3260
Decal Towing	Tool Box Cover	75-1280	84-3340
Decal No Riders	Fenders	75-5190	84-3420
Decal Fast/Slow	Steering Tower	75-6710	84-3500
Decal Clip	Under Seat Plate	85-4610	92-1124
Decal Reels	Under Seat Plate	85-4530	92-1108

DESCRIPTION	LOCATION	PART NUMBER	
		ENGLISH	JAPANESE
Decal Slopes	Tool Box	93-3639	84-3660
Decal This End Down	Radiator Screen	83-7450	84-3820
Decal Fuses	Inside Control Box	85-4720	84-4060
Panel Console	Control Console	93-3140	93-6683
Decal Service Instructions	Inside Tool Box	93-3601	92-1116
Decal Hands/Feet	Cutting Unit Frames	67-7960	84-4220
Decal Seat Belts	R.O.P.S. Roof	83-7430	84-4300
Decal HOC Instructions	Under Control Console	94-4934	94-4587
Decal Floor Plate	Main Frame	88-0440	88-1900
Decal Diagnostic	A.C.E. Display	85-4760	93-8089
Decal Knobs	Seat Plate	83-7440	84-3900

# TORO PART NUMBER INDEX

3317-872

Part No.	Description	Pg. Ref. No. No. Qty.	Part No.	Description	Pg. Ref. No. No. Qty.
3-3251	Spring - Compression	3 12 1	42-6080	Shim - Axle	22 43 A/R
3-6498	Washer - Thrust	28 22 2	42-7080	Cap - Sealing	41 7 5
3-6498	Washer - Thrust	63 24 4	42-7160	Pin - Dowel	38 18 1
3-6498	Washer - Thrust	61 30 6	42-7170	Plug - Expansion	38 19 1
3-6657	Clamp - Cable	35 13 1	42-7180	Bushing	38 5 4
3-6657	Clamp - Cable	6 29 1	42-7190	Bushing	37 5 2
5-0652	Spacer	5 42 1	42-7200	Bushing	38 17 1
5-0743	Spring - Counterbalance	63 2 2	42-7290	Gasket	40 20 1
5-0743	Spring - Extension	61 22 3	42-7310	Bearing - Needle	47 20 2
5-0838	Washer - Flat	6 36 4	42-7390	Seal - Oil	42 7 1
5-1096	Chain - Cutting Unit	63 33 2	42-7420	Cap - Oil	41 10 1
5-1226	Washer	55 43 2	42-7440	Hanger - Engine	41 6 2
7-3900	Pad - Brake	5 26 2	42-7510	Pipe	41 12 1
21-4191	Assembly - Belt, Seat	7 46 1	42-7550	Gasket	45 6 1
21-4191	Assembly - Seat Belt	69 * 1	42-7550	Gasket	51 102 1
21-7670	Case - Differential	25 33 1	42-7730	Key - Woodruff	37 28 2
21-7690	Gear - Pinion	24 6 2	42-7730	key - Woodruff	39 25 1
21-7700	Shaft - Pinion Mate	25 31 1	42-7840	Key - Sunk	39 20 1
21-7710	Pin - Roll	25 30 1	42-7860	Seal	39 13 6
21-7720	Washer - Thrust	24 4 2	42-7890	Tappet	39 23 6
21-7730	Washer - Thrust	24 7 2	42-7990	Ring - Snap	39 1 2
21-7770	Screw - Drive Gear	25 32 5	42-8010	Shim - 0.2 mm	46 5 A/R
21-8020	Spacer - Front Pinion	25 25 1	42-8020	Shim - 0.3 mm	46 * A/R
21-8090	Diff. Adjust. Shim .003	25 38 A/R	42-8030	Shim - 0.4 mm	46 * A/R
21-8100	Diff. Adjust. Shim .005	25 37 A/R	42-8040	Shim - 0.5 mm	46 * A/R
21-8110	Diff. Adjust. Shim .010	25 36 A/R	42-8050	Shim - 0.6 mm	46 * A/R
21-8120	Diff. Adjust. Shim .030	25 35 A/R	42-8060	Shim - 0.7 mm	46 * A/R
21-8180	Bearing	26 3 2	42-8070	Shim - 0.8 mm	46 * A/R
21-8270	Pin - Dowel	24 3 2	42-8080	Shim - 0.9 mm	46 * A/R
21-8360	Clip - Retaining	26 12 2	42-8090	Shim - 1.0 mm	46 * A/R
21-8390	Cup - Bearing	25 24 1	42-8690	Metal	47 5 1
21-9260	Seal - Shaft	3 27 1	42-8810	Pin - Grooved	47 30 1
21-9370	Screw - Adjusting	26 16 2	42-8830	O - Ring	40 2 1
21-9380	Nut - Pivot	26 17 2	42-8830	O - Ring	51 107 1
21-9390	Socket - Adjusting Screw	26 15 2	42-8930	Spring	40 19 1
21-9420	Spring - Shoe Return, L.H.	26 19 2	42-9210	Bolt - Cap, Bearing	38 10 8
21-9430	Spring - Shoe Return, R.H.	26 7 2	42-9240	Bolt W/Washer	46 25 3
21-9440	Spring - Adjusting Screw	26 14 2	42-9250	Screw - Cap Hex. Hd.	35 40 8
21-9450	Shield - Dust	26 5 2	42-9300	Screw - Cap Hex. Hd.	36 64 1
21-9460	Retainer - Brake, Parking	26 10 4	42-9440	Bolt W/Washer	37 6 4
23-2270	Bushing - Rubber	28 26 1	42-9440	Bolt w/Washer	40 34 1
23-7270	Nut - Lug	22 2 10	42-9570	Stud	41 3 4
24-0760	Exchanger - Heat	32 45 1	42-9600	Washer - Lock	58 9 28
24-8790	Gear - Bevel, Differential	24 5 2	42-9600	Washer - Lock	36 65 1
24-8840	Ring - Bearing, Wheel	26 22 2	42-9600	Washer - Lock M10	56 42 24
24-9180	Lever, Brake, Parking	26 4 2	42-9810	Washer - Plain	37 13 1
25-8640	Screw - Hex. Head	6 25 2	42-9820	Washer	39 18 1
27-2360	Assembly - Ignition Switch	11 19 1	42-9830	Washer - Seal	46 1 2
27-3710	Dipstick - Axle	23 48 1	42-9850	Washer - Lock	34 16 6
27-5340	Hose - Fuel	21 11 1	42-9850	Washer - Lock	35 28 2
27-6852	Shaft - Axle, Flanged R.H.	26 * 1	42-9850	Washer - Lock	60 28 1
27-6862	Shaft - Axle, Flanged L.H.	26 1 1	42-9850	Washer - Lock M8	56 34 8
27-7110	Assembly - Element	53 8 1	42-9850	Washer - Lock, M8	58 29 28
27-7120	Nut	53 3 1	43-1810	Ring - Gear	37 24 1
27-7130	Assembly - Clamp	53 4 1	43-2550	Filter	46 29 1
27-7140	Baffle	53 2 1	43-2560	Gasket	46 28 1
27-7150	Assembly - Cup	53 1 1	43-2570	Gasket	46 30 1
27-7160	Decal - Instructions	52 4 1	43-2580	Magnet	46 27 1
27-7170	Assembly - Band	53 7 2	43-2740	Gasket	34 8 1
27-7220	Air Cleaner Soap	53 * 1	43-2750	Nut	46 23 1
27-9560	Spacer	36 53 1	43-2750	Nut - Lock	34 9 1
28-0660	Screw - Cap, Hex Hd.	26 21 8	43-2860	Bolt W/Washer	46 9 2
28-0670	Seal - Oil	26 8 2	43-3810	Tube - Air Cleaner (Optional)	53 13 1
28-0680	Drum - Brake	26 13 2	43-5930	Washer - Lock	58 14 12
28-1280	Boot - Cable	52 14 1	43-5930	Washer - Lock	35 26 1
29-6162	Switch - Neutral	28 6 1	43-6710	Diff. Adjust. Shim .003	24 15 A/R
33-1260	Assembly - Cover	53 12 1	43-6711	Diff. Adjust. Shim .005	24 16 A/R
33-1270	Bowl	53 11 1	43-6712	Diff. Adjust. Shim .010	24 17 A/R
36-3400	Decal - No Step	62 62 2	43-6713	Diff. Adjust. Shim .030	24 18 A/R
38-3400	Guard - Rubber	17 8 2	43-6750	Cup - Bearing, Tapered	24 10 1

\*Not Illustrated

# TORO PART NUMBER INDEX (Cont.)

Part No.	Description	Pg. No.	Ref. No.	Qty.	Part No.	Description	Pg. No.	Ref. No.	Qty.
43-6760	Cone-Bearing, tapered	24	9	1	63-7590	Relay - Starter	31	42	1
43-6800	Nut-Lock	26	18	8	63-7610	Hose - Fuel	21	1	1
43-6810	Spider-Torque	26	6	2	63-7628	Hose - Fuel	21	29	1
44-2210	Assembly - Warning Light	11	6	1	63-7640	Unit - Sending	21	8	1
44-2670	Hose - Fuel	21	18	1	63-7650	Filter - Fuel	21	32	1
46-6550	Connector - Fuel, Elbow 90°	21	20	1	63-7732	Cable - Brake R.H.	5	*	1
46-6560	Grommet	21	21	2	63-7733	Cable - Brake L.H.	5	29	1
46-8091	Screw - Cap Hex. Hd.	1	7	4	63-7880	Pin - Brake Latch	5	28	1
47-0110	Spacer - Spindle	35	6	1	63-7900	Rack - Parking Brake	3	20	1
48-1990	Nut - Jam	40	12	1	63-8140	Pulley - Idler	36	58	1
48-4220	Assembly - Air Cleaner	52	2	1	63-8280	Head-Filter, Fuel	54	1	1
48-4220	Assembly - Air Filter	53	*	1	63-8290	Vent-Air	54	2	1
48-7430	Assembly - Pre-Cleaner	53	*	1	63-8300	Assembly - Fuel Filter	54	*	1
48-7700	Screw - Cap Hex. Hd.	35	21	1	63-8300	Element-Spin-On	54	3	1
48-7710	Screw - Cap Hex. Hd.	34	20	2	63-8310	Valve-Drain	54	4	1
48-7710	Screw - Cap, M8 x 20	58	39	4	63-8360	Key - Ignition	11	9	1
48-7780	Screw - Cap Hex. Hd.	55	48	8	63-8410	Washer - Flat	21	27	3
48-7890	Nut - Hex.	35	27	1	63-8410	Washer - Flat	14	37	3
48-7930	Nut - Lock	34	17	4	63-9920	Decal - EEC 105	7	49	1
48-8030	Washer - Flat	60	29	1	65-5100	Handle	1	5	2
48-8070	Washer - Lock	35	39	10	66-2330	Base - Battery	52	10	1
48-9220	Washer - Flat	55	47	8	66-2490	Clamp - Battery	52	18	1
48-9460	Bolt - Hex. Hd.	56	35	4	66-2920	Washer - Friction	6	32	2
48-9460	Screw - Cap Hex. Hd.	60	27	1	66-2940	Gauge - Fuel	11	1	1
48-9460	Screw - Cap, M8 x 25	58	28	20	66-2960	Cluster - Warning	11	7	1
48-9470	Bolt - M10 x 30	57	43	24	66-3180	Tube - Vent	31	26	1
48-9470	Screw - Cap, M10 x 30	58	10	4	66-3240	Cap - Radiator	31	13	1
48-9480	Screw - Cap Hex. Hd.	55	30	4	66-6480	Washer - Flat	22	44	4
49-2040	Screw - Hex. Washer Hd.	17	20	4	66-8121	Standpipe - Elbow 90°	21	19	1
49-2040	Screw - Hex. Washer Hd.	2	49	2	66-8520	Bumper - Down-stop	8	17	2
49-2040	Screw - Thread Forming	61	2	8	66-8530	Adjuster	8	16	1
49-2040	Screw - Thread Forming	64	46	5	66-8560	Nut - Push	8	11	4
49-6440	Plate - Traction Pedal	5	11	1	66-8610	Weldment - Lower	8	10	1
52-1320	Decal - Fuel	2	28	1	66-8800	Relay - Glow Plug	32	56	1
53-8150	Assembly - Fuel Pump	21	2	1	66-9290	Spacer	8	15	6
53-8150	Assembly - Pump, Electric	46	*	1	66-9302	Screw - Cap Hex. Hd.	34	19	3
53-9680	Mount - Engine	36	46	2	66-9303	Screw - Cap Hex. Hd.	34	6	3
54-8660	Washer	45	17	1	66-9770	Seal	4	28	1
54-8670	Bolt	37	26	4	66-9780	Bushing	4	29	1
54-9040	Yoke - End	34	1	1	66-9860	Upper Cover & Jacket	4	37	1
54-9090	Yoke - End	60	7	1	66-9870	Plate - Retaining	4	38	1
54-9180	Kit - U-Joint	34	25	1	66-9880	Washer - Retaining Plate	4	39	1
54-9180	Kit - Universal Joint	60	8	2	66-9890	Ring - Retaining	4	40	1
55-4300	Decal - Warning	61	33	3	66-9900	Shaft - Input	4	41	1
55-4300	Decal - Warning	64	45	2	66-9970	Spring Kit	4	*	1
56-0100	Plug - Taper	38	8	1	66-9980	Seal - Kit	4	*	1
56-0220	Pin - Dowel	38	1	2	66-9990	Needle Roller Kit	4	*	1
56-0750	Clamp A	46	8	2	67-1630	Spacer - Fan	35	10	1
56-0760	Clamp B	46	12	2	67-1690	Fitting - Fuel Elbow 90°	21	35	2
56-1230	Shaft	38	6	1	67-1750	Bushing - Sleeve	61	9	12
56-1310	Switch - Oil	40	5	1	67-1750	Bushing - Sleeve	55	13	2
56-1360	Fitting - Outlet, Water	45	5	1	67-1750	Bushing - Sleeve	63	27	8
56-1400	Clip	45	20	2	67-2340	Bolt W/Washer	42	3	7
56-2020	Bolt W/Washer	45	4	2	67-2340	Bolt W/Washer	40	10	15
56-2460	Washer - Flat	55	14	2	67-2340	Bolt W/Washer	39	27	2
57-6390	Nut - Lock	35	37	2	67-2440	Bolt W/Washer	46	26	2
60-7280	Bolt	41	2	4	67-2500	Plunger	40	18	1
60-7390	Plate - Thrust	39	26	1	67-2520	Plug	40	21	1
61-2790	Screen - Filler	14	3	1	67-2570	Plug - Taper	38	3	1
62-3820	Fitting - Grease	34	24	1	67-2570	Plug - Taper	41	16	1
62-5550	Decal - TORO	1	1	1	67-3100	Retainer	39	14	6
62-6300	Assembly - Sleeve	53	10	1	67-3260	Washer - Spring	47	34	1
62-7400	Decal - TORO	1	16	1	67-3390	Gasket - Holder	46	4	3
62-7650	Gasket - Sending Unit	21	7	1	67-3390	Gasket - Holder	51	105	3
63-6890	Hinge - Hood R.H.	1	*	1	67-3430	Nut	46	13	3
63-6900	Hinge - Hood L.H.	1	17	1	67-3440	Gasket - Fuel Return	51	104	3
63-7380	Assembly - Expansion Tank	52	7	1	67-3440	Gasket - Return, Fuel	46	14	3
63-7400	Washer - Flat	35	34	4	67-4180	Nut	47	7	1
63-7430	Gauge - Temperature	11	8	1	67-4200	Nut	47	8	1
63-7440	Solenoid - Stop	34	10	1	67-4210	Case	47	12	1

\*Not Illustrated

# TORO PART NUMBER INDEX (Cont.)

3317-872

Part No.	Description	Pg. Ref. No. No. Qty.	Part No.	Description	Pg. Ref. No. No. Qty.
67-4220	Screw - Adjusting	47 9 1	72-4880	Cover	56 2 1
67-4240	Cap	47 2 1	72-4890	O-Ring	56 3 1
67-4290	Nut	47 32 2	72-4900	Case - Differential	56 8 1
67-4580	Bolt	41 1 2	72-4910	Flange - Case, Diff.	56 12 1
67-4660	Bolt - Flange Head	45 18 1	72-4930	Gear - Side, Differential	56 9 1
67-4790	Assembly - Shaft, Pinion	48 12 1	72-4940	Gear - Side, Differential	56 40 1
67-7160	Block - Fuse	11 21 2	72-4950	Gear - Pinion, Differential	56 10 2
67-9410	Washer - Thrust	55 27 2	72-4960	Shim .1 mm	56 5 1
68-5140	Cap - Steering Wheel	3 7 1	72-4970	Shim .15 mm	56 * 1
68-5370	Decal - TORO	3 5 1	72-4980	Shim .5 mm	56 * 1
68-6150	Breather - Hydraulic Tank	14 2 1	72-4990	Shim .8 mm	56 * 1
68-6823	Assembly - Axle	55 42 1	72-5000	Shim 1.0 mm	56 * 1
69-4320	Fitting - Hydraulic 90°	15 25 1	72-5010	Shim 1.2 mm	56 * 1
69-4780	Clamp - Light Cluster	12 42 1	72-5020	Shaft - Pinion	57 47 1
70-2560	Decal - Lube	55 36 1	72-5030	Pin - Dowel	57 45 2
70-2780	Piston	65 4 1	72-5040	Washer - Gear, Diff.	56 11 1
70-2780	Piston	66 4 1	72-5090	Gear - Bevel	58 18 2
70-2780	Piston	68 4 1	72-5090	Gear - Bevel	56 21 2
70-2970	Nut - Jam	39 5 6	72-5100	Spacer	56 20 2
70-3970	Plate - Shim .6 mm	44 28 A/R	72-5130	Vent	56 23 1
70-4070	Plate - Shim .2 mm	44 * A/R	72-5140	O-Ring	56 25 1
70-4080	Plate - Shim .3 mm	44 * A/R	72-5150	Plug	56 26 1
70-4090	Plate - Shim .4 mm	44 * A/R	72-5160	Shim .1mm	56 29 1
70-4100	Plate - Shim .5 mm	44 * A/R	72-5170	Shim .15 mm	56 * 1
70-8220	Cable - Ground	35 41 1	72-5180	Shim .5 mm	56 * 1
70-8530	Wire - Fuel Pump	21 33 1	72-5190	Shim .8 mm	56 * 1
70-8570	Breaker - Circuit	12 * 2	72-5200	Shim 1.0 mm	56 * 1
71-1520	Cap - Expansion Tank	52 8 1	72-5210	Shim 1.2 mm	56 * 1
71-4330	Seal	25 41 1	72-5360	Ring - Retaining	56 19 2
71-4350	Nut	24 20 1	72-5370	Ring - Retaining	56 22 2
71-4450	Bolt - Wheel	55 39 10	72-5440	Pin - Spring	57 46 1
71-4570	Housing - Clutch	60 23 1	72-5460	O-Ring	56 32 1
71-4580	Clutch - Roller	60 22 2	72-5540	Case - Knuckle	58 30 2
71-4590	Washer - Thrust	60 14 2	72-5550	Cover	58 26 2
71-4740	Assembly - Tie Rod End	55 33 2	72-5560	Pin - King, Knuckle	58 20 2
71-4760	Seal - Tie Rod End	55 32 2	72-5570	Shaft - Axle, Outer	58 35 2
72-0270	Nut - Retaining	44 1 3	72-5580	Gear - Bevel	58 5 4
72-0280	Piece - Distance	44 3 3	72-5590	Retainer - Bearing	58 15 2
72-3420	Shaft - Slip Yoke	60 9 1	72-5630	Gasket	58 16 2
72-3440	Yoke - Shaft	60 12 1	72-5650	Hub - Wheel	58 34 2
72-3560	Decal - 4WD	2 50 2	72-5660	Washer - Shaft, Wheel	58 33 2
72-3570	Shim .094 - Diff. Adjust.	24 22 A/R	72-5680	Spacer	58 19 2
72-3571	Shim .096 - Diff. Adjust.	24 * A/R	72-5720	Ring - Retaining	58 4 2
72-3572	Shim .098 - Diff. Adjust.	24 * A/R	72-5730	Seal - Oil	58 24 4
72-3573	Shim .100 - Diff. Adjust.	24 22 A/R	72-5740	Seal - Oil	58 2 2
72-3574	Shim .102 - Diff. Adjust.	24 * A/R	72-5770	Nut - Castle	58 32 2
72-3575	Shim .104 - Diff. Adjust.	24 * A/R	72-5780	Key	58 36 2
72-3576	Shim .106 - Diff. Adjust.	24 * A/R	72-5790	Screw - Cap, M6 x 18	58 13 12
72-3577	Shim .108 - Diff. Adjust.	24 * A/R	72-5800	Bolt	56 1 8
72-3578	Shim .110 - Diff. Adjust.	24 * A/R	72-5810	Bolt	56 7 8
72-3580	Shim .112 - Diff. Adjust.	24 * A/R	72-5820	Plug	56 28 1
72-3581	Shim .114 - Diff. Adjust.	24 * A/R	72-5840	Gasket	56 27 1
72-3582	Shim .116 - Diff. Adjust.	24 * A/R	72-6950	Retainer	38 16 1
72-3583	Shim .118 - Diff. Adjust.	24 * A/R	72-9420	Assembly - Vent Tube	25 39 1
72-3584	Shim .120 - Diff. Adjust.	24 * A/R	74-0720	Tube - Manual	6 11 1
72-3585	Shim .125 - Diff. Adjust.	24 * A/R	74-3810	Assembly - Load Plate	20 9 1
72-3586	Shim .127 - Diff. Adjust.	24 * A/R	74-5520	Clutch - Fan	35 1 1
72-3587	Shim .129 - Diff. Adjust.	24 * A/R	74-5950	Assembly - Swell Latch	11 5 1
72-3588	Shim .131 - Diff. Adjust.	24 * A/R	74-5950	Assembly - Swell Latch	2 44 3
72-3590	Shim .133 - Diff. Adjust.	24 * A/R	74-9100	Pad - Forward	5 12 1
72-3591	Shim .135 - Diff. Adjust.	24 * A/R	74-9110	Pad - Reverse	5 14 1
72-3592	Shim .137 - Diff. Adjust.	24 * A/R	75-0012	Assembly - Transmission	22 34 1
72-3593	Shim .139 - Diff. Adjust.	24 * A/R	75-0020	Housing	27 5 1
72-3594	Shim .141 - Diff. Adjust.	24 * A/R	75-0030	Gasket - Housing	27 46 1
72-3595	Shim .143 - Diff. Adjust.	24 * A/R	75-0040	Center Section	27 18 1
72-3596	Shim .145 - Diff. Adjust.	24 * A/R	75-0060	Plug	27 20 4
72-3597	Shim .147 - Diff. Adjust.	24 * A/R	75-0070	Plug	27 41 1
72-3598	Shim .149 - Diff. Adjust.	25 22 A/R	75-0090	Screw - Cap Hex Hd.	27 9 8
72-3600	Shim .151 - Diff. Adjust.	25 * A/R	75-0110	Screw - Cap Hex Hd.	27 35 2
72-4870	Case - Differential	56 24 1	75-0120	Screw - Cap Hex Hd.	27 28 1

\*Not Illustrated

# TORO PART NUMBER INDEX (Cont.)

Part No.	Description	Pg. No.	Ref. No.	Qty.	Part No.	Description	Pg. No.	Ref. No.	Qty.
75-0130	Screw - Cap Hex. Hd.	27	24	3	75-1430	Assembly - Brake Pedal R.H.	5	35	1
75-0140	Spring - Conical	27	26	1	75-1440	Pedal - Brake L.H.	5	33	1
75-0150	Guide - Seal	27	2	1	75-1470	Shaft - Brake Pedal	5	36	1
75-0160	Plug - Pipe	27	47	1	75-1490	Rod - Parking Brake	3	13	1
75-0170	Plug - Straight Thread	27	19	4	75-2010	Cartridge - Relief 2000 psi	16	14	1
75-0180	Screw - Cap Hex Hd.	27	36	2	75-2080	Kit - Seal	16	*	10
75-0190	Plug - Special	27	27	2	75-2090	Kit - Seal	16	*	3
75-0200	Plug - Straight Thread	27	38	2	75-2120	Clevis	68	12	1
75-0210	O-Ring	27	6	2	75-2170	Tube - Pump Control	5	37	1
75-0220	Pin	27	48	2	75-2810	Clamp - Steering Valve	3	3	1
75-0230	Seal - Lip	27	8	1	75-2851	Hose - Expansion Tank	52	5	1
75-0240	O-Ring	27	21	6	75-2851	Hose - Expansion Tank	31	16	1
75-0250	Pin - Slotted	27	54	1	75-2970	Pedal - Traction	5	13	1
75-0260	Valve - Relief	27	23	4	75-3010	Joint - Arm	64	41	2
75-0270	Spring	27	39	1	75-3010	Joint - Arm	62	54	3
75-0280	Spring	27	42	1	75-3040	Assembly - Carrier Frame	62	44	1
75-0290	Spring	27	22	2	75-3110	Collar - Transmission	22	14	1
75-0310	Shim	27	40	1	75-3140	Bracket - Air Cleaner	52	24	1
75-0320	Nipple	27	37	1	75-3270	Lever - Traction Pivot	5	8	1
75-0330	Seal - Lip	27	34	1	75-3390	Bracket - Backlap	32	55	1
75-0340	Bearing - Needle	27	33	1	75-3400	Shaft - Seat Pivot	6	15	1
75-0350	Pin	27	31	1	75-3420	Assembly - Lift Control	12	37	1
75-0360	Gerotor	27	30	1	75-3430	Rod - Throttle	6	33	1
75-0370	O-Ring	27	29	1	75-3480	Weldment - Upper	8	23	1
75-0380	Plate - Valve	27	15	1	75-3510	Bolt - Shoulder	8	26	2
75-0390	Plate - Swash	27	12	1	75-3530	Spring - Compression	8	3	1
75-0400	Plate - Thrust	27	13	2	75-3540	Pin - Roll	8	6	1
75-0410	O-Ring	27	3	1	75-3550	Bumper - Seat	8	7	2
75-0430	Ring - Retaining	27	1	1	75-3580	Plate - Mounting, Seat	8	2	1
75-0440	Shaft - Motor	27	45	1	75-3680	Rod - Seat	6	20	1
75-0450	Collar	27	50	1	75-3710	Dipstick	14	4	1
75-0460	Bearing - Ball	27	51	2	75-3780	Fan	35	2	1
75-0470	Cylinder Block Kit	27	14	2	75-3790	Clevis	65	12	1
75-0480	Pin	27	10	2	75-3790	Clevis	66	12	1
75-0500	Bearing - Needle	27	16	2	75-3810	Bracket - Roller	63	15	2
75-0510	Pin	27	17	1	75-3860	Fender - L.H.	2	29	1
75-0520	Bearing - Ball	27	4	1	75-4080	Plate - Traction	28	15	1
75-0550	Strainer - Suction	14	29	1	75-4100	Control - Pump	28	25	1
75-0560	Assembly - Steering Wheel	3	4	1	75-4130	Plate - Switch	28	7	1
75-0570	Cable - Hood	1	21	1	75-4180	Pin - Rear Axle	55	44	1
75-0600	Assembly - Steering Valve	3	26	1	75-4250	Bracket - Expansion Tank	52	21	1
75-0600	Valve - Power Steering	4	*	1	75-4360	Bracket - Switch	6	8	1
75-0610	Tread - Foot R.H.	2	*	1	75-4370	Bracket - Switch (Seat)	6	3	1
75-0620	Tread - Foot L.H.	2	39	1	75-4400	Adaptor - Transmission	29	8	1
75-0630	Tread - Foot Center	2	37	1	75-4450	Hub - Fan Drive	35	9	1
75-0640	Tread - Footrest R.H.	2	*	1	75-4520	Spring - Torsion R.H.	63	37	1
75-0650	Tread - Footrest L.H.	2	35	1	75-4530	Spring - Torsion L.H.	63	*	1
75-0721	Housing-Lower	25	34	1	75-4550	Shaft - Center Arm Pivot	61	27	1
75-0750	Decal - Backlap	32	53	1	75-4590	Rod - Pivot	63	34	2
75-0920	Cartridge - Relief 3000 psi	16	13	1	75-4650	Bracket - Spring Rear L.H.	63	*	1
75-0930	Hook - Oil Cooler	31	6	4	75-4690	Bracket - Spring Rear R.H.	63	8	1
75-1010	Assembly - Toggle Switch	11	16	1	75-4700	Hose - Fuel	21	13	1
75-1020	Switch - Backlap	32	44	1	75-4701	Hose - Fuel	21	16	1
75-1040	Cooler - Oil	32	52	1	75-4701	Hose - Fuel Vent	31	28	1
75-1100	Support - Axle	55	5	1	75-4710	Warning Light Harness	11	28	1
75-1180	Manifold	18	7	2	75-4720	Fitting - Hydraulic 90°	22	26	1
75-1180	Manifold - Hydraulic	17	23	1	75-5190	Decal - No Riders	2	32	2
75-1210	Nut-Lock	59	2	1	75-5200	Bracket - Spring R.H.	61	*	1
75-1220	Piston	59	3	1	75-5210	Bracket - Spring Center	61	16	1
75-1250	Seal Kit	59	6	1	75-5220	Bracket - Spring L.H.	61	*	1
75-1260	Head-Internal	59	4	1	75-5260	Knob - Locking	6	38	2
75-1280	Decal - Warning	1	24	1	75-5270	Spacer - Locking Knob	6	37	2
75-1300	Asm. - Hydraulic Filter Head	14	31	1	75-5300	Rod - Hose Support	17	19	2
75-1310	Element - Hydraulic Filter	14	34	1	75-5300	Rod - Hose Support	62	63	1
75-1330	Filter - Oil	22	31	1	75-5310	Spacer - Bearing	35	8	1
75-1360	Cable - Battery (Ground)	35	23	1	75-5330	Clamp - Hose	61	8	2
75-1370	Asm. - Battery Cable (+)	52	13	1	75-5330	Clamp - Hydraulic Line	64	50	2
75-1390	Panel - Access	2	38	1	75-5350	Pin - Cylinder Rod End	63	23	2
75-1410	Panel - Floor	2	36	1	75-5350	Pin - Cylinder Rod End	61	31	3
75-1420	Cover - Steering Tower	1	2	1	75-5360	Pin - Cylinder Cap End	64	49	2

\*Not Illustrated

# TORO PART NUMBER INDEX (Cont.)

3317-872

Part No.	Description	Pg. No.	Ref. No.	Qty.	Part No.	Description	Pg. No.	Ref. No.	Qty.
75-5370	Mount - Clamp	61	36	1	80-4860	Pin - Clevis	8	1	1
75-5380	Bracket - Clamp	61	38	1	82-6490	Hose - Hydraulic	62	65	1
75-5390	Roller	63	20	2	82-6910	Screw - Cap Hex. Hd.	55	26	4
75-5400	Shaft - Roller	63	19	2	82-8270	Valve - Flow Control	18	13	1
75-5410	Bracket - Arm	62	53	2	82-8270	Valve - Flow Control	15	31	1
75-5420	Assembly - Lift Arm, Center	61	40	1	82-8270	Valve - Flow Control	62	71	1
75-5450	Assembly - Lift Arm R.H.	61	1	1	82-9060	Adjuster W/Handle	8	13	1
75-5460	Assembly - Lift Arm L.H.	61	32	1	83-4780	Housing - Charge Pump	27	32	1
75-5470	Spacer	28	12	2	83-4900	Shaft - Traction	60	31	1
75-5720	Hose - Hydraulic	14	19	1	83-4910	Coupler - Pinion	25	40	1
75-5740	Box - Control	11	24	1	83-4930	Arm - Steering L.H.	55	31	1
75-5810	W.A. - Tool Box	2	26	1	83-4950	Arm - Steering R.H.	55	46	1
75-5890	Hose - Hydraulic	17	10	1	83-4970	Bracket - Bearing	60	3	1
75-5890	Hose - Hydraulic	61	28	2	83-5010	Assembly - Tie Rod	55	*	1
75-5890	Hose - Hydraulic	15	35	1	83-5020	Assembly - Tube & Clamp	55	12	1
75-5900	Hose - Hydraulic	15	30	1	83-5030	Asm. - Hydraulic Cylinder	55	28	1
75-5900	Hose - Hydraulic	62	47	1	83-5040	Washer	55	15	1
75-5910	Hose - Hydraulic	17	11	1	83-5100	Support - Cylinder	55	17	1
75-5910	Hose - Hydraulic	62	60	1	83-5110	Stop - Axle	55	6	2
75-5940	Hose - Hydraulic	17	9	1	83-5130	Spacer - Pinion	24	21	1
75-5940	Hose - Hydraulic AUX	3	23	1	83-5150	Pin - Cylinder	55	18	1
75-6070	Hose - Hydraulic	18	15	1	83-5160	Shim	55	29	2
75-6070	Hose - Hydraulic L.H. (Cap)	63	11	1	83-5170	Stop - Reel, LH	64	55	1
75-6080	Hose - Hydraulic	18	14	1	83-5180	Shim - Axle	55	35	2
75-6080	Hose - Hydraulic L.H. (Rod)	63	*	1	83-5190	Drive Shaft Assembly	60	*	1
75-6130	Hose - Hydraulic	14	9	1	83-5260	Tube - Slip Yoke	60	11	1
75-6180	Hose - Hydraulic	18	1	2	83-5270	Tube - Axle, R.H.	56	16	1
75-6180	Hose - Hydraulic R.H.	63	21	2	83-5280	Axle - R.H.	56	17	1
75-6220	Hose - Hydraulic	55	23	1	83-5290	Tube - Axle, L.H.	57	44	1
75-6220	Hose - Hydraulic LT	3	24	1	83-5310	Axle - L.H.	56	41	1
75-6230	Hose - Hydraulic	55	24	1	83-5330	Washer - Bearing	56	38	1
75-6230	Hose - Hydraulic RT	3	18	1	83-5340	Nut - Bearing	56	37	1
75-6240	Hose - Hydraulic	29	14	1	83-5350	Case - Bearing	56	33	1
75-6240	Hose - Hydraulic IN	3	19	1	83-5360	Seal - Oil	56	36	1
75-6250	Hose - Hydraulic	14	17	1	83-5370	Assembly - Ring & Pinion	57	*	1
75-6250	Hose - Hydraulic OUT	3	25	1	83-5380	Assembly - Piston Rod	59	5	1
75-6260	Cover - Tool Box	2	47	1	83-6780	Pin - Cylinder (Long)	62	61	2
75-6270	Cover - Control Box	11	15	1	83-6790	Pin - Cylinder (Short)	62	43	1
75-6280	Bracket - Hose	1	22	1	83-7410	Roll - Bar	69	1	1
75-6340	Strainer - In-Line	22	41	1	83-7430	Decal - Danger	69	3	1
75-6350	Hose	22	28	1	83-7440	Decal - Knob	6	40	1
75-6370	Cover - Sensor	62	49	1	83-7460	Spacer - Wheel	55	41	2
75-6380	Shaft - Fan	35	3	1	83-7470	Shim	60	2	2
75-6390	Pulley - Fan	35	5	1	83-7480	Asm. - Hydraulic Cylinder	61	7	1
75-6490	Lever - Pedal Stop	5	20	1	83-7490	Hydraulic Cylinder Asm.	62	67	1
75-6510	Lever - Bracket	5	16	1	83-9150	Decal - Starting Fluid	52	3	1
75-6550	Disc - Friction	5	17	1	84-1670	Head	65	9	1
75-6580	Cable - Pedal	5	7	1	84-1670	Head	66	9	1
75-6640	Fitting - Hydraulic 90°	15	20	2	84-1670	Head	68	9	1
75-6710	Decal - Fast/Slow	5	18	1	84-1680	Ring - Retaining	65	11	1
75-6820	Meter - Hour	12	47	1	84-1680	Ring - Retaining	66	11	1
75-6840	Knob - Knurled	2	42	4	84-1680	Ring - Retaining	68	11	1
75-6850	Tube - Oil Fill	23	47	1	84-1710	Piston	67	4	1
75-6870	Hose - Hydraulic Suction	14	28	1	84-1720	Head	67	9	1
75-6870	Hose - Suction	29	1	1	84-1730	Ring - Retaining	67	11	1
75-6880	Screen - Spark Arrester	34	*	1	84-1740	Clevis	67	12	1
75-6930	Valve - SCR	27	52	1	84-1760	Seal repair Kit	67	*	1
76-1910	Shaft - Pivot	8	12	2	84-8320	Insert - Hinge	61	10	4
76-1920	Bushing - Sleeve	8	9	4	84-8590	Assembly - Shoe & Lining	26	9	4
76-1930	Knob - Tension Adjustment	8	19	1	84-8600	Set of Lined Brake Shoes	26	*	1
76-1940	Spring - Extension	8	14	2	85-4330	Cover - Gear	22	9	1
76-2460	Bearing Assembly	60	5	1	85-4340	Plate - Sensor Mounting	22	11	1
76-2940	Bumper - Rubber	8	8	2	85-4350	Sensor - Gear Tooth	22	5	1
76-4690	Axle Coupling Assembly	60	15	1	85-4420	Gauge - Speedometer	11	2	1
76-8640	Stud - Traction	28	23	1	85-4470	Assembly - Potentiometer	12	44	1
76-8730	Decal - Bolt Torque	22	1	2	85-4480	Knob	11	25	1
76-8750	Plate - Caution	31	21	1	85-4491	Lamp - Diagnostic	12	57	1
76-9430	Spring - Extension	28	8	1	85-4530	Decal - Danger	6	17	1
77-0490	Decal - Bolt	22	17	1	85-4610	Decal - Clip	6	41	1
77-2870	Weldment - Hanger	8	18	1	85-4650	Connector - Loop Back	12	*	1

\*Not Illustrated

# TORO PART NUMBER INDEX (Cont.)

Part No.	Description	Pg. No.	Ref. No.	Qty.	Part No.	Description	Pg. No.	Ref. No.	Qty.
85-4720	Decal - Fuses	11	27	1	92-5720	Controller - Electronic	11	31	1
85-4730	Decal - Hydraulic Oil	1	4	1	92-5751	Decal - Hood Trim L.H.	1	23	1
85-4730	Decal - Oil	17	7	1	92-5752	Decal - Hood Trim R.H.	1	*	1
85-4750	Display - Diagnostic-ACE	9	2	1	92-5791	Spacer	64	58	2
85-4760	Decal - Diagnostic-ACE	9	1	1	92-5797	Gasket - Axle	22	10	1
85-9880	Asm. - Hydraulic Cylinder	62	46	1	92-6315	Cartridge - N.C.	16	22	1
85-9900	Plate - Spring Anchor	28	16	1	92-6533	Kit - Cushion, Replacement	7	44	1
85-9910	Eyebolt	28	27	1	92-6534	Shell - Seat	7	43	1
85-9980	Decal - ROPS	69	2	1	92-8001	Sensor - Reed Switch	6	6	1
86-3040	Coupling - Driveshaft	34	7	1	92-8002	Sensor - Reed Switch	61	12	1
86-7220	Gear - Pinion	22	37	1	92-8020	Adapter - Breather	14	26	1
86-7230	Gear-Spur	24	14	1	92-8753	Magnet - Reed Switch	6	5	1
86-7330	Seal Repair Kit	68	*	1	92-8754	Actuator - Reed Switch	62	51	1
86-7330	Seal repair Kit	65	*	1	92-8775	Gasket - Kit, Liquid	26	*	1
86-7330	Seal repair Kit	66	*	1	92-8795	Assembly - Body	20	10	1
86-7520	Asm. - Trunnion Cover R.H.	27	7	1	92-8796	Pin - Dowel	20	14	2
86-7530	Asm. - Trunnion Cover L.H.	27	49	1	92-8863	Repair Kit	20	*	1
86-7540	Shaft - Pump	27	11	1	92-9096	Assembly - Hose	14	46	1
86-7550	Connector - Cover (2 Way)	12	*	2	92-9096	Hose - Hydraulic	17	22	1
86-7560	Connector - Cover (3 Way)	12	*	3	92-9097	Set Screw	64	43	2
86-9190	Hose - Hydraulic	15	14	2	92-9097	Set Screw	62	69	3
88-0440	Decal - Floor Plate	17	6	1	92-9098	Manifold - Tank	14	14	1
88-6700	Decal - ANSI (English)	2	34	1	93-0000	Hood W.A.	1	8	1
88-6960	Cartridge - 4W/2P	16	19	3	93-0005	Strip - Foam, Top	31	11	1
88-6970	Cartridge - N.O.	16	9	2	93-0011	Grill - Hood	1	12	1
88-7020	Cartridge - N.O.	16	3	2	93-0018	Frame - Seat	6	28	1
88-9190	Solenoid - 20 Watt	16	4	6	93-0020	Radiator	31	12	1
88-9200	Solenoid - 28 Watt	16	8	5	93-0021	Asm. - Throttle Cable Swivel	6	26	2
88-9460	Hose - Hydraulic	19	11	1	93-0022	Shroud - Fan	31	19	1
88-9460	Hose - Hydraulic	14	48	1	93-0023	Hose - Radiator Upper	31	18	1
91-1717	Hose - Hydraulic	19	9	1	93-0024	Hose - Radiator Lower	31	24	1
92-1127	Decal - Clip (Italian)	6	41	1	93-0025	Shield W.A. - Radiator	31	33	1
92-1128	Decal - Clip (Spanish)	6	41	1	93-0030	Asm. - Cooler Mount R.H.	31	9	1
92-1129	Decal - Clip (German)	6	41	1	93-0032	Hsg. W.A. - Front Screen	31	2	1
92-1130	Decal - Clip (French)	6	41	1	93-0038	Support W.A. - Radiator	31	7	1
92-1131	Decal - Clip (Swedish)	6	41	1	93-0043	Bracket - Fan Idler	36	55	1
92-1180	Assembly - Seat	7	45	1	93-0044	Muffler	34	13	1
92-1718	Hose - Hydraulic	19	12	1	93-0045	Yoke - Slip Tube	34	4	1
92-1719	Hose - Hydraulic	19	8	1	93-0047	Assembly - U-Joint	34	*	1
92-1721	Hose - Hydraulic	19	14	1	93-0047	Yoke - Shaft	34	3	1
92-1721	Hose - Hydraulic	15	24	1	93-0048	Hose - Air Cleaner	35	19	1
92-1722	Hose - Hydraulic	17	1	1	93-0049	Assembly - Engine	35	24	1
92-1722	Hose - Hydraulic	19	5	1	93-0050	Bracket - Engine L.H. Rear	35	29	1
92-1723	Hose - Hydraulic	19	10	1	93-0051	Bracket - Engine L.H. Front	36	48	1
92-1723	Hose - Hydraulic	15	27	1	93-0054	Bracket W.A. - Fan	36	52	1
92-1724	Hose - Hydraulic	19	1	1	93-0062	Belt - V	36	56	1
92-1725	Hose - Hydraulic	15	4	1	93-0063	Bracket - Engine R.H. Rear	35	*	1
92-1725	Hose - Hydraulic	19	6	1	93-0066	Asm. - Lift Arm Rear R.H.	63	28	1
92-1726	Hose - Hydraulic	19	16	1	93-0068	Asm. - Lift Arm Rear L.H.	63	*	1
92-1726	Hose - Hydraulic	17	24	1	93-0069	Pin - Pivot	64	52	2
92-1727	Hose - Hydraulic	19	15	1	93-0071	Asm. - Cooler Mount L.H.	31	*	1
92-1728	Hose - Hydraulic	19	17	1	93-0073	Cable - Throttle	6	24	1
92-1728	Hose - Hydraulic	15	37	1	93-0074	Support - Cable	36	62	1
92-1729	Hose - Hydraulic	19	20	1	93-0075	Hose - Hydraulic	22	30	1
92-1729	Hose - Hydraulic	17	25	1	93-0075	Hose - Trans. to Cooler	32	*	1
92-1773	Screw-Cap, Hex Hd.	24	11	4	93-0076	Hose - Hydraulic	22	21	1
92-1774	Seal-Oil	26	2	2	93-0076	Hose - Trans. to Cooler	32	46	1
92-1920	Plug - Drain	40	6	1	93-0077	Hose - Cooler, R.H.	32	49	1
92-1921	Gasket - Plug, Drain	40	7	1	93-0077	Hose - Hydraulic	14	30	1
92-1961	Seal	39	15	6	93-0078	Hose - Cooler, L.H.	32	*	1
92-1961	Seal - Valve Stem	51	106	6	93-0078	Hose - Hydraulic	15	21	1
92-2143	Bolt W/Washer	41	22	5	93-0079	Asm. - Hydraulic Cylinder	64	48	2
92-2379	Clamp - Hose	52	6	1	93-0081	Strip - Seal	1	9	1
92-2379	Clamp - Hose	31	14	2	93-0082	Grommet	32	58	2
92-2581	Assembly - Switch Arm	28	21	1	93-0083	Plate - Valve	27	44	1
92-4808	Sleeve - Trans. Pilot	22	15	1	93-0084	Assembly - Front Axle	22	46	1
92-4846	Asm. - Trans. Support	22	39	1	93-0089	Bracket - Mount LH, Cooler	31	*4	1
92-4999	Fitting - Hydraulic 90°	32	51	2	93-0090	Bracket - Mount RH, Cooler	31	4	1
92-5524	Decal - Noise Rating, 90	7	50	1	93-0092	Mount - Rubber, Rear	35	30	2
92-5549	Decal - Reelmaster® 5300D	1	10	2	93-0093	Bracket - Eng. Left Rear	35	33	1

\*Not Illustrated

# TORO PART NUMBER INDEX (Cont.)

3317-872

Part No.	Description	Pg. Ref. No. No. Qty.	Part No.	Description	Pg. Ref. No. No. Qty.
93-0095	Bracket - Eng. Front	35 45 2	93-3391	Gasket - Seal, Oil	46 21 1
93-0096	Decal - A.C.E.	2 27 2	93-3392	Seal - Oil	46 20 1
93-0097	Valve - SCR	27 25 1	93-3393	Bolt	46 18 5
93-0118	Hose - Hydraulic	18 9 2	93-3394	Valve - Inlet	39 29 3
93-0118	Hose - Hydraulic	17 12 1	93-3395	Valve - Exhaust	39 28 3
93-0118	Hose - Hydraulic	15 33 1	93-3396	Spring - Valve	39 16 6
93-0119	Hose - Hydraulic	17 13 1	93-3397	Cap - Valve	39 12 6
93-0119	Hose - Hydraulic	14 21 1	93-3398	Asm. - Rocker & Shaft	39 * 1
93-0139	Manifold - Hydraulic	17 17 1	93-3399	Bolt	39 9 1
93-0140	Grommet	6 10 1	93-3400	Assembly - Rocker	39 * 1
93-0141	Assembly - Seat Plate	6 16 1	93-3401	Screw - Rocker	39 4 6
93-0142	Bushing - Straight	63 36 2	93-3402	Bracket, Shaft, Rocker	39 11 1
93-0143	Cartridge - Relief 250 psi	17 18 1	93-3403	Bracket - Shaft, Rocker	39 6 2
93-1268	Decal - HOC Selector	12 50 1	93-3404	Assembly - Shaft	39 * 1
93-1358	Software - ECU RM5300D	12 * 1	93-3405	Cap - Sealing	39 8 2
93-1374	Latch - Swell	31 1 2	93-3406	Spring - Rocker	39 7 2
93-1375	Motor - Hydraulic	19 21 5	93-3407	Bolt - Bracket, Rocker	39 10 3
93-1376	Assembly - Pump, Gear	29 18 1	93-3408	Shaft - Pump, Fuel Inject.	39 21 1
93-1396	Coupler W.A. - Trans.	29 7 1	93-3409	Bearing	39 19 1
93-3102	Cap - Fuel Tank	21 22 1	93-3410	Bolt W/Washer	39 17 1
93-3134	Assembly - Barrel	65 1 1	93-3411	Rod - Push	39 22 6
93-3139	Panel - Tower	3 10 1	93-3412	Camshaft	39 24 1
93-3140	Panel - Control	11 14 1	93-3413	Assembly - Strainer	40 13 1
93-3163	Spring	8 28 2	93-3414	Gasket	40 11 1
93-3164	Cap	8 27 2	93-3414	Gasket	51 108 1
93-3165	Bracket	8 29 1	93-3415	Assembly - Valve, Relief	40 22 1
93-3350	Gear - Camshaft	37 35 1	93-3416	Housing	40 17 1
93-3351	Gear - Pump, Injection	37 1 1	93-3417	Gasket	40 16 1
93-3352	Assembly - Idler, Gear	37 2 1	93-3417	Gasket	51 101 1
93-3353	Bushing - Idler	37 36 1	93-3418	Gauge - Level, Oil	40 1 1
93-3354	Crankshaft	37 27 1	93-3420	Assembly - Pump, Oil	40 15 1
93-3355	Washer - Spring	37 12 1	93-3421	Bolt	40 14 3
93-3356	Nut	37 11 1	93-3422	Assembly - Pan, Oil	40 9 1
93-3357	Pulley - Crankshaft	37 14 1	93-3423	Gasket	41 4 1
93-3358	Assembly - Sub, Flywheel	37 25 1	93-3423	Gasket	51 113 1
93-3359	Gear - Crankshaft	37 15 1	93-3423	Gasket - Muffler	34 15 1
93-3360	Cover	37 7 1	93-3424	Gasket - Cover, Rocker	41 5 1
93-3361	Gasket - Cover	37 8 1	93-3424	Gasket - Rocker	51 123 1
93-3361	Gasket - Tie Rod Cover	51 111 1	93-3425	Guide - Valve, In	41 8 3
93-3362	Bushing - Camshaft	37 34 1	93-3426	Bolt - Head, Cylinder	41 14 11
93-3363	Assembly - Shaft, Idler	37 4 1	93-3427	Guide - Valve	41 15 3
93-3364	Ball - Steel	37 3 1	93-3428	Assembly - Head, Cylinder	41 17 1
93-3365	Pin - Dowel	37 9 2	93-3429	Cap - Sealing	41 29 1
93-3366	Cap - Sealing	37 10 1	93-3430	Jet - Combustion	41 28 3
93-3367	Plug - Taper	37 32 1	93-3431	Gasket - Cylinder Head	51 122 1
93-3368	Bolt	37 33 4	93-3431	Gasket - Head, Cylinder	41 26 1
93-3369	Cap - Sealing	37 31 2	93-3432	Bolt W/Washer	41 27 2
93-3370	Bearing - Con-Rod	37 16 6	93-3433	Assembly - Cover, Rocker	41 11 1
93-3371	Asm. - Rod, Connecting	37 23 3	93-3434	Gasket - Cover, Inlet	41 18 1
93-3372	Nut	37 30 6	93-3434	Gasket - Inlet Cover	51 124 1
93-3373	Bolt - Connecting	37 17 6	93-3435	Bolt W/Washer	41 9 4
93-3374	Pin - Piston	37 18 3	93-3436	Gasket - Exhaust	41 30 1
93-3375	Ring Set - Piston	37 19 3	93-3436	Gasket - Exhaust	51 125 1
93-3376	Piston - Std.	37 22 3	93-3437	Asm. - Manifold, Exhaust	41 31 1
93-3377	Piston - O.S. 0.25	37 * 3	93-3438	Assembly - Cover, Inlet	41 20 1
93-3378	Piston - O.S. 0.50	37 * 3	93-3440	Pipe - Inlet	41 21 1
93-3379	Set - Ring, Piston O.S. 0.25	37 * 3	93-3441	Gasket - Inlet Pipe	51 118 1
93-3380	Set - Ring, Piston O.S. 0.50	37 * 3	93-3441	Gasket - Pipe, Inlet	41 25 1
93-3381	Cap - Sealing	38 2 2	93-3442	Bolt W/Washer	41 23 1
93-3382	Cap - Sealing	38 4 1	93-3443	Bolt W/Washer	41 24 1
93-3383	Seal - Side	38 7 4	93-3444	Cap - Filler	42 1 1
93-3383	Seal - Side	51 114 4	93-3445	Gasket - Gear	42 2 1
93-3384	Asm. - Block, Cylinder	38 20 1	93-3445	Gasket - Gear	51 117 1
93-3385	Cap - Metal	38 9 1	93-3446	Plate - Front	42 4 1
93-3386	Cap - Sealing	38 15 3	93-3447	Gasket - Front Plate	51 116 1
93-3387	Bearing - Set Std.	38 14 1	93-3447	Gasket - Plate, Front	42 5 1
93-3388	Bearing - Set U.S. 0.50 mm	38 * 1	93-3448	Case - Gear	42 6 1
93-3389	Bearing - Set U.S. 0.75 mm	38 * 1	93-3449	Bolt	42 8 8
93-3390	Case - Seal, Oil	46 19 1	93-3450	Assembly - Pump, Water	43 7 1
93-3391	Gasket - Oil Seal Case	51 115 1	93-3451	Bolt W/Washer	43 6 2

\*Not Illustrated

# TORO PART NUMBER INDEX (Cont.)

Part No.	Description	Pg. Ref. No. No. Qty.	Part No.	Description	Pg. Ref. No. No. Qty.
93-3452	Joint	43 5 1	93-3520	Pipe	45 21 1
93-3453	Gasket	43 8 1	93-3521	Gasket - Case, Thermostat	45 8 1
93-3453	Gasket - Water Pump	51 112 1	93-3521	Gasket - Thermo Case	51 120 1
93-3454	Plate	43 9 1	93-3522	Bolt W/Washer	45 19 3
93-3455	Gasket - Pump, Water	43 10 1	93-3523	Assembly - Hose, Fuel	45 1 1
93-3455	Gasket - Water Pump	51 110 1	93-3524	Thermostat	45 7 1
93-3456	Bolt W/Washer	43 4 3	93-3525	Gauge	45 3 1
93-3457	Bolt W/Washer	43 11 1	93-3526	Switch	45 10 1
93-3458	Pulley - Pump, Water	43 2 1	93-3527	Gasket	45 9 1
93-3459	Bolt W/Washer	43 1 4	93-3527	Gasket	51 109 1
93-3460	V-Belt	43 3 1	93-3528	Plug	45 2 1
93-3461	Assembly - Pump, Fuel	44 * 1	93-3529	Assembly - Case, Governor	47 1 1
93-3462	Assembly - Sub, Housing	44 30 1	93-3530	Pin - Spring	47 18 1
93-3463	Holder - Delivery, Valve	44 16 3	93-3531	O-Ring	47 25 1
93-3464	Spring - Delivery, Valve	44 14 3	93-3532	Nut - Jam	47 33 1
93-3465	Gasket - Delivery, Valve	44 13 3	93-3533	Bolt - Speed Set	47 31 2
93-3466	Assembly - Sub, Valve	44 12 3	93-3534	Spring - Governor	47 16 1
93-3467	Assembly - Sub, Element	44 11 3	93-3535	Spring Set - Torque	47 13 1
93-3468	Sleeve - Control	44 24 3	93-3536	Stopper	47 11 1
93-3469	Seat - Spring, Upper	44 25 3	93-3537	Spring - Torque	47 10 2
93-3470	Spring - Plunger	44 26 3	93-3538	Spring - Start	47 21 1
93-3471	Assembly - Sub, Tappet	44 29 3	93-3539	Shim - Shaft, Governor	47 23 1
93-3472	Assembly - Control, Rack	44 23 1	93-3540	Lever - Speed	47 35 1
93-3473	Seat - Spring, Lower	44 27 3	93-3541	Case - Governor	47 36 1
93-3474	O-Ring	44 15 3	93-3542	Lever - Spring, Governor	47 17 1
93-3475	Pin - Guide, Tappet	44 21 3	93-3543	Lever - Tension	47 19 1
93-3476	Plate	44 22 1	93-3544	Lever - Governor	47 22 1
93-3477	Plate - Adjusting	44 20 2	93-3545	Shaft - Governor	47 24 1
93-3478	Bolt - Washer Head	44 19 2	93-3546	Rod - Tie	47 15 1
93-3479	Screw - Hollow	44 10 1	93-3547	Spring - Rod, Tie	47 14 1
93-3480	Screw - Bleeder, Air	44 8 1	93-3548	Gasket - Case, Governor	47 29 1
93-3481	Washer - Union, Pipe	44 9 1	93-3548	Gasket - Governor Case	51 121 1
93-3482	Plate - Shim .25 mm	44 * A/R	93-3549	Shaft - Sleeve, Sliding	47 26 1
93-3483	Plate - Shim .35 mm	44 * A/R	93-3550	Sleeve - Sliding	47 27 1
93-3484	Plate - Shim .45 mm	44 * A/R	93-3551	Weight	47 28 1
93-3485	Plate - Shim .55 mm	44 * A/R	93-3552	Wire	47 6 1
93-3486	Plate - Shim .65 mm	44 * A/R	93-3553	Bolt	47 4 3
93-3487	Plate - Name	44 18 1	93-3554	Bolt - Case, Governor	47 3 1
93-3488	Rivet	44 17 2	93-3555	Assembly - Starter	48 * 1
93-3489	Assembly - Nozzle & Holder	44 * 1	93-3556	Screw	48 19 1
93-3490	Assembly - Sub, Body	44 7 3	93-3556	Screw Set	48 3 1
93-3491	Washer - 1.25 mm	44 6 A/R	93-3557	Assembly - Bracket, Front	48 4 1
93-3492	Washer - 1.3 mm	44 * A/R	93-3558	Assembly - Lever	48 5 1
93-3493	Washer - 1.35 mm	44 * A/R	93-3559	Spring Set	48 6 1
93-3494	Washer - 1.4 mm	44 * A/R	93-3560	Assembly - Bracket, Center	48 7 1
93-3495	Washer - 1.45 mm	44 * A/R	93-3561	Assembly - Switch	48 8 1
93-3496	Washer - 1.5 mm	44 * A/R	93-3562	Armature Set	48 * 1
93-3497	Washer - 1.55 mm	44 * A/R	93-3563	Bearing - Front	48 13 1
93-3498	Washer - 1.6 mm	44 * A/R	93-3564	Bearing - Rear	48 14 1
93-3499	Washer - 1.65 mm	44 * A/R	93-3565	Bolt Set	48 18 2
93-3500	Washer - 1.7 mm	44 * A/R	93-3566	Assembly - Shaft, Clutch	48 * 1
93-3501	Spring - Pressure	44 5 3	93-3567	Pinion Set	48 2 1
93-3502	Pin - Pressure	44 4 3	93-3568	Gear Set	48 21 1
93-3503	Assembly - Nozzle	44 2 3	93-3569	Gear	48 11 1
93-3504	Assembly - Solenoid	46 22 1	93-3570	Cover Set	48 10 1
93-3505	Bracket - Starter	46 24 1	93-3571	Assembly - Yoke	48 15 1
93-3506	Plug - Glow	46 16 3	93-3572	Bolt Set	48 9 1
93-3507	Plate - Connection	46 6 1	93-3573	Assembly - Holder	48 16 1
93-3508	Plate - Adjusting	45 16 1	93-3574	Spring - Brush	48 20 4
93-3509	Nut	45 12 1	93-3575	Assembly - Bracket, Rear	48 17 1
93-3510	Washer - Spring	45 13 1	93-3576	Stopper Set	48 1 1
93-3511	Washer - Plain	45 14 1	93-3577	Assembly - Alternator	49 * 1
93-3512	Bolt - Alternator	45 15 1	93-3578	Nut - Set	49 1 1
93-3513	Pipe - Injector No.1	46 7 1	93-3579	Assembly - Pulley	49 2 1
93-3514	Pipe - Injector No.2	46 10 1	93-3580	Bolt Set	49 4 1
93-3515	Pipe - Injector No.3	46 11 1	93-3581	Assembly - Bracket, Front	49 10 1
93-3516	Pipe - Leak Off, Fuel	46 15 1	93-3582	Screw Set	49 3 1
93-3517	Bolt	46 3 4	93-3583	Bearing - Front	49 5 1
93-3518	Nipple - Swivel	46 2 1	93-3584	Assembly - Rotor	49 7 1
93-3519	Assembly - Case, Therm.	45 11 1	93-3585	Bearing - Rear	49 6 1

\*Not Illustrated

# TORO PART NUMBER INDEX (Cont.)

3317-872

Part No.	Description	Pg. Ref. No. No. Qty.	Part No.	Description	Pg. Ref. No. No. Qty.
93-3586	Assembly - Stator	49 12 1	93-6680	Decal - Fuel (Europe)	2 28 1
93-3587	Assembly - Bracket, Rear	49 14 1	93-6681	Plate - Caution (Europe)	31 21 1
93-3588	Regulator Set	49 13 1	93-6682	Panel - Tower (Europe)	3 10 1
93-3589	Brush	49 11 2	93-6683	Panel - Control (Europe)	11 14 1
93-3590	Assembly - Rectifier	49 9 1	93-6684	Decal - Backlap (Europe)	32 53 1
93-3591	Nut - Set	49 8 1	93-6686	Decal - Hydraulic Oil	1 4 1
93-3593	Packing - Body	51 119 1	93-6687	Decal - No Step (Europe)	62 62 2
93-3594	Hose - Breather	41 13 1	93-6689	Decal - No Riders (Europe)	2 32 2
93-3595	Clip - Hose	41 32 1	93-6691	Decal - Bolt (Europe)	22 17 1
93-3596	Pipe - Oil Jet	37 20 3	93-6692	Decal - Starting Fluid	52 3 1
93-3597	Bearing - Set U.S. 0.25 mm	38 *14 1	93-6693	Decal - Floor Plate	17 6 1
93-3598	Cap - Sealing	41 19 1	93-6694	Decal - Knob (Europe)	6 40 1
93-3599	Gasket - Liquid	40 * 1	93-6695	Decal - Fuses (Europe)	11 27 1
93-3601	Decal - Service	1 25 1	93-6696	Decal - Warning (Europe)	61 33 3
93-3604	Gasket	29 6 1	93-6696	Decal - Warning (Europe)	64 45 2
93-3609	Bolt - Special	4 36 4	93-6697	Decal - Lube (Europe)	55 36 1
93-3611	Asm. - Control Manifold	15 6 1	93-6698	Decal - Warning (Europe)	1 24 1
93-3614	Assembly - Cover	20 4 1	93-6699	Decal - Fast/Slow (Europe)	5 18 1
93-3616	Assembly - Idler Gear	20 6 1	93-7013	Guide - Gauge, Oil Level	40 3 1
93-3617	Assembly - Differential	25 * 1	93-7154	Decal - Service (Finnish)	2 25 1
93-3617	Assembly - Drive Shaft	20 7 1	93-7182	Guard - Fan	33 4 1
93-3618	Assembly - Gear & Pinion	25 * 1	93-7183	Assembly - Lift Control	12 37 1
93-3619	Upper Housing	25 26 1	93-7276	Decal - Danger (Europe)	52 29 1
93-3621	Bracket - Eng. Right Rear	35 * 1	93-7488	Reservoir - Hydraulic	14 1 1
93-3625	Spring - Return, Joystick	12 58 1	93-7498	Plug - Plastic	14 6 1
93-3626	Bracket - Hose	31 35 1	93-7499	Gasket - Flange	14 5 1
93-3626	Bracket - Hose	2 41 1	93-7579	Fender - R.H.	1 3 1
93-3639	Decal - Warning	2 48 1	93-7587	Bracket - Fuse Block	11 23 1
93-3640	Stop - Reel, RH	64 * 1	93-7588	Cover - Tank	14 8 1
93-3641	Plate - Idler, Stop	7 52 1	93-7840	Decal - Radiator Cap	31 37 1
93-3642	Tube - Hydraulic	29 12 1	93-8050	Decal - Danger (Europe)	69 3 1
93-3642	Tube - Hydraulic	15 38 1	93-8051	Decal - Warning (Europe)	2 48 1
93-3643	Tube - Hydraulic	29 13 1	93-8052	Decal - Instructions	52 4 1
93-3643	Tube - Hydraulic	15 39 1	93-8057	Decal - Clip (Portuguese)	6 41 1
93-3644	Guard - Flywheel	34 22 1	93-8060	Decal - Danger (Europe)	6 17 1
93-3664	O-Ring	56 14 2	93-8073	Decal - ROPS (Europe)	69 2 1
93-3665	O-Ring	56 15 2	93-8074	Decal - Blank (Europe)	2 34 1
93-3666	Gear Box - Axle	58 23 2	93-8078	Decal - Clip (Danish)	6 41 1
93-3667	Case - Knuckle	58 38 2	93-8078	Decal - Diag. (Danish)	9 1 1
93-3668	Washer - Thrust	58 21 2	93-8079	Decal - Clip (Dutch)	6 41 1
93-3669	Bearing - Needle	58 22 2	93-8079	Decal - Diag. (Dutch)	9 1 1
93-3670	O-Ring	58 1 4	93-8080	Decal - Diag. (Italian)	9 1 1
93-3671	Pin - Dowel	58 7 4	93-8081	Decal - Diag. (Spanish)	9 1 1
93-3672	Arm - Knuckle	58 8 2	93-8082	Decal - Diag. (German)	9 1 1
93-4268	Kit - Flange	30 * 1	93-8083	Decal - Diag. (French)	9 1 1
93-4269	Kit - Housing, Section 1	30 * 1	93-8085	Decal - Diag. (Portuguese)	9 1 1
93-4270	Kit - Housing, Section 2	30 * 1	93-8086	Decal - Clip (Norwegian)	6 41 1
93-4271	Kit - Housing, Section 3	30 * 1	93-8086	Decal - Diag. (Norwegian)	9 1 1
93-4272	Kit - Individual Pieces	30 * 1	93-8087	Decal - Clip (Finnish)	6 41 1
93-4277	Kit - Valve	30 19 1	93-8087	Decal - Diag. (Finnish)	9 1 1
93-4278	Pin - Dowel	30 4 4	93-8089	Decal - Diag. (Japanese)	9 1 1
93-4279	Plate - Distance	30 13 2	93-8091	Decal - Service (Danish)	2 25 1
93-4280	Coupling	30 9 2	93-8092	Decal - Service (Dutch)	2 25 1
93-4281	Pin - Dowel	30 22 4	93-8093	Decal - Service (Italian)	2 25 1
93-4282	Block - Valve	30 18 1	93-8094	Decal - Diag. (Swedish)	9 1 1
93-4283	Bolt	30 17 4	93-8094	Decal - Service (Spanish)	1 25 1
93-4284	Spacer - Cooler, Engine	40 31 1	93-8095	Decal - Service (German)	1 25 1
93-4285	Cooler - Oil, Engine	40 26 1	93-8096	Decal - Service (French)	1 25 1
93-4286	O-Ring	40 32 1	93-8097	Decal - Service (Swedish)	1 25 1
93-4287	O-Ring	40 30 1	93-8098	Decal - Service (Portuguese)	2 25 1
93-4288	Fitting - Block, Engine	40 29 1	93-8099	Decal - Service (Norwegian)	2 25 1
93-4289	Hose - Cooler, Outlet	40 28 1	93-8744	Rivet	2 52 3
93-4290	Connector - Cooler	40 25 1	93-9933	Shield - Flywheel	33 1 1
93-4291	Fitting - Pump, Water	40 23 1	94-2685	Cartridge - N.C.	16 7 3
93-4292	Tube - Cover, Spiral	40 35 1	94-3346	Asm. - Main Wire Harness	12 56 1
93-4294	Hose - Cooler, Inlet	40 33 1	94-3349	Assembly - Frame	2 43 1
93-4295	Assembly - Filter, Oil	40 4 1	94-3510	Assembly - Fuel Tank	21 23 1
93-4296	Clamp - R	40 24 1	94-4934	Decal - HOC Selector	12 50 1
93-4297	Clamp - Hose	40 27 4	94-5438	Seal - Solenoid	16 23 12
93-6668	Decal - Battery (Europe)	52 9 1	217-120	Rim	23 52 2

\*Not Illustrated

# TORO PART NUMBER INDEX (Cont.)

Part No.	Description	Pg. No.	Ref. No.	Qty.	Part No.	Description	Pg. No.	Ref. No.	Qty.
217-121	Rim	55	38	2	237-181	O-Ring	23	51	1
218-446	Nut - Locking	11	10	1	240-3	Grommet	32	57	2
218-447	Washer - E.T.L.W.	11	11	1	240-11	Grommet	21	28	3
218-498	Nut - Hex.	11	4	4	240-11	Grommet	14	39	3
218-498	Nut - Lock	32	54	2	242-34	Stud-Flange, Axle	26	11	10
218-533	Lens - Red	11	*	1	2411-36	Bearing - Rod End	5	2	1
218-535	Nut - Lock	11	30	1	2412-3	Clamp - Hose	31	27	2
218-536	Washer - Lock	11	29	1	2412-4	Clamp	35	16	2
218-573	Fuse - 5A	11	20	2	2412-34	Clamp - Hose	29	2	1
218-578	Fuse - 10A	11	*	3	2412-34	Clamp - Hose	31	15	2
218-579	Wire - Fuel Pump	21	34	1	2412-34	Clamp - Hose	14	18	3
218-590	Switch - Micro	12	38	2	2412-36	Clamp - Drain	21	24	1
219-17	Bulb - Light	11	*	4	2412-41	Clamp - R	52	23	1
219-19	Bulb - Light	12	*	1	2412-42	Clamp - Hose	52	1	1
231-134	Tire	23	53	2	2412-71	Clamp - R	36	51	1
231-141	Tire	55	37	2	2412-72	R-Clamp	7	51	1
232-27	Stem - Valve	22	3	2	2412-74	Clamp-R	64	57	2
232-35	Valve - Stem	55	40	2	2412-81	Clamp - R	34	21	1
233-17	Knob - Parking Brake	3	9	1	2412-92	Clamp - Hose	35	20	1
233-42	Knob	5	19	1	2412-93	Clamp - R	6	18	1
233-42	Knob - Throttle	6	34	1	2412-93	Clamp - R	14	32	2
237-21	O-Ring	17	2	7	2412-103	Clamp - R	31	29	2
237-21	O-Ring	18	2	7	2412-104	Clamp-R	64	53	1
237-21	O-Ring	19	4	8	2412-107	Clamp - R	64	51	1
237-21	O-Ring	63	14	4	2412-107	R-Clamp	2	51	1
237-21	O-Ring	15	18	4	2412-108	Clamp - Hose	21	12	11
237-21	O-Ring	55	22	2	2412-126	Clamp-R	12	53	1
237-21	Seal - O-Ring	61	5	6	2412-129	Clamp - Hose	22	27	2
237-22	O-Ring	15	1	4	2412-133	Clamp - R	7	42	2
237-22	O-Ring	17	14	2	251-8	Bearing - Ball	58	6	2
237-22	O-Ring	3	14	5	251-77	Collar - Locking	60	25	1
237-22	O-Ring	29	15	1	251-259	Bearing - Ball	28	11	2
237-22	O-Ring	19	19	10	251-263	Bearing - Ball	58	25	2
237-22	O-Ring	22	20	2	251-318	Bearing - Ball	35	7	2
237-22	O-Ring	14	23	6	251-337	Bearing - Ball	60	26	1
237-22	O-Ring	32	47	2	251-344	Bearing - Ball	56	4	1
237-30	O-Ring	29	11	2	251-345	Bearing - Ball	56	13	1
237-30	O-Ring	16	12	1	251-347	Bearing - Ball	58	12	2
237-30	O-Ring	15	13	4	251-348	Bearing - Ball	58	3	2
237-42	O-Ring	16	5	2	251-349	Bearing - Ball	58	17	2
237-42	O-Ring	17	16	2	251-350	Bearing - Ball	56	18	2
237-42	O-Ring	14	25	4	253-155	Seal	60	13	2
237-65	O-Ring	14	10	5	254-65	Cone-Tapered Bearing	25	28	2
237-65	O-Ring	15	22	1	254-66	Cup-Tapered Bearing	25	27	2
237-65	O-Ring	32	50	2	254-91	Cone-Bearing	25	23	1
237-78	O-Ring	16	1	12	254-108	Bearing - Roller, Tapered	56	31	1
237-78	O-Ring	19	2	5	254-109	Bearing - Roller, Tapered	56	39	1
237-78	O-Ring	61	3	6	256-42	Bushing - Sleeve	5	34	2
237-78	O-Ring	17	4	7	256-113	Bushing - Flange	28	19	2
237-78	O-Ring	18	4	8	256-115	Washer - Thrust	63	26	8
237-78	O-Ring	15	7	6	256-115	Washer - Thrust	62	41	11
237-78	O-Ring	63	12	4	256-236	Bearing - Flange	5	24	4
237-78	O-Ring	55	20	2	256-287	Bushing - Flange	63	38	4
237-78	O-Ring	22	22	1	281-7	Plug - Pipe, Square Hd.	58	37	2
237-79	O-Ring	15	9	6	281-10	Plug - Socket, Hex.	58	27	2
237-79	O-Ring	16	10	1	282-4	Clevis - Spring	63	3	2
237-79	O-Ring	29	17	3	282-4	Clevis - Spring	61	21	3
237-79	O-Ring	19	18	10	283-6	Pin - Clevis	63	10	2
237-79	O-Ring	22	18	2	283-6	Pin - Clevis	61	15	3
237-79	O-Ring	14	45	1	283-58	Pin - Clevis	5	30	4
237-80	O-Ring	16	20	1	284-3	Plug - Welch	60	20	1
237-81	O-Ring	14	12	4	302-5	Fitting - Grease	60	4	2
237-81	O-Ring	22	25	2	302-5	Fitting - Grease	34	5	1
237-81	O-Ring	15	26	1	302-5	Fitting - Grease	59	7	2
237-101	O-Ring	14	7	1	302-5	Fitting - Grease	61	11	6
237-141	Bumper	1	6	2	302-5	Fitting - Grease	65	13	1
237-156	O-Ring	16	16	2	302-5	Fitting - Grease	66	13	1
237-161	O-Ring	22	36	1	302-5	Fitting - Grease	67	13	1
237-163	O-Ring	29	9	1	302-5	Fitting - Grease	68	13	1
237-165	Grommet	55	9	2	302-5	Fitting - Grease	28	20	1

\*Not Illustrated

# TORO PART NUMBER INDEX (Cont.)

3317-872

Part No.	Description	Pg. No.	Ref. No.	Qty.	Part No.	Description	Pg. No.	Ref. No.	Qty.
302-5	Fitting - Grease	63	29	4	325-5	Screw - Cap Hex. Hd.	55	3	4
302-5	Fitting - Grease	5	39	1	325-5	Screw - Cap Hex. Hd.	69	6	9
302-11	Fitting - Grease	55	49	1	325-7	Screw - Cap Hex. Hd.	22	13	2
302-55	Fitting - Grease	55	34	2	327-2	Screw - Cap Hex. Hd.	55	4	1
302-58	Fitting - Grease	60	10	1	328-7	Screw - Cap Hex. Hd.	61	18	4
304-46	Drain - Radiator	31	10	1	328-12	Screw - Cap Hex. Hd.	61	13	2
304-46	Fitting - Drain	21	25	1	3210-8	Screw - Cap, Hex Hd.	24	19	8
321-2	Screw - Cap Hex. Hd.	22	6	1	3212-4	Bolt	7	48	2
321-4	Screw - Cap Hex. Hd.	35	12	1	3212-4	Screw - Cap Hex. Hd.	69	*	2
321-4	Screw - Cap Hex. Hd.	31	23	7	3217-6	Nut - Hex.	28	28	1
321-4	Screw - Cap Hex. Hd.	6	31	2	3217-6	Nut - Lock	8	32	1
321-4	Screw - Cap Hex. Hd.	61	35	2	3217-9	Nut - Lock	69	7	3
321-6	Screw - Cap Hex. Hd.	33	2	4	3218-1	Nut - Jam	23	50	1
321-6	Screw - Cap Hex. Hd.	52	22	2	3219-2	Nut	24	1	8
321-6	Screw - Cap Hex. Hd.	21	31	2	3220-3	Nut - Jam	5	1	2
321-8	Screw - Cap Hex. Hd.	21	6	2	3220-6	Nut	4	27	1
321-11	Screw - Cap Hex. Hd.	17	5	2	3220-6	Nut - Steering Wheel	3	8	1
321-11	Screw - Cap Hex. Hd.	18	6	4	3230-2	Bolt - Carriage	35	15	1
321-15	Screw - Cap Hex. Hd.	11	33	3	3230-3	Bolt - Carriage	60	1	3
321-18	Screw - Cap Hex. Hd.	17	28	2	3234-5	Screw - Whiz Lock	31	3	6
321-23	Screw - Cap Hex. Hd.	14	13	2	3234-7	Screw - Hex. Flange Hd.	2	42	1
321-39	Screw - Cap Hex. Hd.	1	15	7	3234-7	Screw - Hex. Flange Hd.	2	53	1
321-39	Screw - Cap Hex. Hd.	11	26	2	3234-14	Screw - Hex. Washer Hd.	2	33	14
322-2	Screw - Cap Hex. Hd.	31	43	2	3234-17	Screw - Cap Hex. Hd.	34	11	1
322-2	Screw - Cap Hex. Hd.	36	61	4	3245-35	Screw - Set	60	24	1
322-3	Screw - Cap Hex. Hd.	35	14	4	3250-29	Screw - Cap Hex. Hd.	6	7	4
322-3	Screw - Cap Hex. Hd.	6	14	9	3253-3	Washer - Lock	22	7	1
322-3	Screw - Cap Hex. Hd.	28	18	2	3253-3	Washer - Lock	60	16	6
322-3	Screw - Cap Hex. Hd.	5	25	8	3253-3	Washer - Lock	6	30	1
322-3	Screw - Cap Hex. Hd.	52	26	6	3253-3	Washer - Lock	11	32	3
322-3	Screw - Cap Hex. Hd.	15	28	4	3253-4	Washer - Lock	3	2	2
322-3	Screw - Cap Hex. Hd.	2	30	4	3253-4	Washer - Lock	6	13	4
322-3	Screw - Cap Hex. Hd.	11	35	2	3253-4	Washer - Lock	63	16	2
322-4	Screw - Cap Hex. Hd.	52	11	3	3253-4	Washer - Lock	28	17	2
322-4	Screw - Cap Hex. Hd.	35	18	2	3253-4	Washer - Lock	1	20	4
322-4	Screw - Cap Hex. Hd.	31	36	2	3253-4	Washer - Lock	15	29	4
322-4	Screw - Cap Hex. Hd.	2	40	2	3253-4	Washer - Lock	31	39	4
322-5	Screw - Cap Hex. Hd.	63	6	3	3253-4	Washer - Lock	36	60	4
322-5	Screw - Cap Hex. Hd.	1	19	4	3253-5	Washer - Lock	29	5	2
322-5	Screw - Cap Hex. Hd.	61	26	3	3253-6	Washer - Lock	69	*	2
322-5	Screw - Cap Hex. Hd.	12	54	1	3253-6	Washer - Lock	8	25	2
322-5	Screw - Cap Hex. Hd.	32	60	4	3253-6	Washer - Lock	7	47	2
322-6	Screw - Cap Hex. Hd.	63	17	4	3253-7	Washer - Lock	69	5	9
322-6	Screw - Cap Hex. Hd.	8	30	1	3253-7	Washer - Lock	35	32	8
322-6	Screw - Cap Hex. Hd.	36	47	8	3253-7	Washer - Lock	64	39	4
322-7	Screw - Cap Hex. Hd.	28	10	1	3253-7	Washer - Lock	62	58	6
322-8	Screw - Cap Hex. Hd.	60	19	4	3253-15	Washer - Lock	21	9	5
322-9	Screw - Cap Hex. Hd.	34	2	2	3253-21	Washer - Lock	52	16	1
322-10	Screw - Cap Hex. Hd.	28	3	1	3253-21	Washer - Lock	22	33	2
322-12	Screw - Cap Hex. Hd.	63	32	2	3253-21	Washer - Lock	35	35	1
323-4	Screw - Cap Hex. Hd.	6	2	2	3253-21	Washer - Lock	14	42	2
323-4	Screw - Cap Hex. Hd.	14	43	2	3253-33	Washer - Lock	8	31	1
323-6	Screw - Cap Hex. Hd.	35	11	2	3255-8	Washer - Lock	35	22	2
323-6	Screw - Cap Hex. Hd.	64	54	2	3255-8	Washer - Lock ETLW	3	31	1
323-7	Screw - Cap Hex. Hd.	55	1	4	3255-9	Washer - Lock E.T.L.W.	36	49	1
323-7	Screw - Cap Hex. Hd.	36	57	1	3256-1	Washer - Flat	11	13	5
323-9	Screw - Cap Hex. Hd.	5	3	1	3256-1	Washer - Flat	1	14	10
323-9	Screw - Cap Hex. Hd.	55	11	2	3256-1	Washer - Flat	3	29	2
323-9	Screw - Cap Hex. Hd.	52	15	1	3256-3	Washer - Flat	2	31	4
323-11	Screw - Cap Hex. Hd.	61	39	1	3256-3	Washer - Flat	11	34	3
323-12	Screw - Cap Hex. Hd.	29	4	2	3256-5	Washer - Flat	8	4	1
323-12	Screw - Cap Hex. Hd.	22	32	2	3256-6	Washer - Flat	64	40	4
323-12	Screw - Cap Hex. Hd.	35	36	1	3256-6	Washer - Flat	62	57	6
323-12	Screw - Cap Hex. Hd.	62	56	2	3256-22	Washer - Flat	33	3	8
323-14	Screw - Cap Hex. Hd.	35	44	3	3256-22	Washer - Flat	21	4	2
323-20	Screw - Cap Hex. Hd.	23	49	2	3256-22	Washer - Flat	5	6	2
324-7	Screw - Cap Hex. Hd.	22	29	4	3256-22	Washer - Flat	3	11	4
325-4	Screw - Cap Hex. Hd.	35	31	8	3256-22	Washer - Flat	31	22	4
325-4	Screw - Cap Hex. Hd.	63	35	4	3256-22	Washer - Flat	61	34	2
325-4	Screw - Cap Hex. Hd.	62	59	6	3256-23	Washer - Flat	63	7	10

\*Not Illustrated

# TORO PART NUMBER INDEX (Cont.)

Part No.	Description	Pg. No.	Ref. No.	Qty.	Part No.	Description	Pg. No.	Ref. No.	Qty.
3256-23	Washer - Flat	6	12	8	3296-29	Nut - Lock	5	23	8
3256-23	Washer - Flat	3	15	6	3296-29	Nut - Lock	6	23	9
3256-23	Washer - Flat	35	17	6	3296-29	Nut - Lock	52	27	4
3256-23	Washer - Flat	1	18	6	3296-29	Nut - Lock	35	43	10
3256-23	Washer - Flat	52	25	2	3296-29	Nut - Lock	62	45	3
3256-23	Washer - Flat	61	25	3	3296-29	Nut - Lock	32	59	2
3256-23	Washer - Flat	31	38	4	3296-39	Nut - Lock	55	8	2
3256-24	Washer	8	5	1	3296-39	Nut - Lock	6	9	3
3256-24	Washer - Flat	55	2	2	3296-39	Nut - Lock	63	31	6
3256-24	Washer - Flat	5	4	1	3296-39	Nut - Lock	22	35	2
3256-24	Washer - Flat	52	17	1	3296-39	Nut - Lock	35	38	4
3256-24	Washer - Flat	6	19	3	3296-39	Nut - Lock	5	38	1
3256-24	Washer - Flat	61	24	3	3296-39	Nut - Lock	55	45	2
3256-24	Washer - Flat	63	30	4	3296-39	Nut - Lock	62	52	2
3256-24	Washer - Flat	14	41	2	3296-42	Nut - Lock	21	3	2
3256-24	Washer - Flat	36	50	4	3296-42	Nut - Lock	33	5	4
3256-26	Washer - Flat	28	2	1	3296-42	Nut - Lock	1	13	7
3256-26	Washer - Flat	69	4	9	3296-42	Nut - Lock	14	15	2
3256-26	Washer - Flat	3	22	1	3296-42	Nut - Lock	17	21	4
3256-26	Washer - Flat	8	24	2	3296-42	Nut - Lock	11	22	4
3256-40	Washer - Flat	36	66	2	3296-42	Nut - Lock	31	25	7
3256-46	Washer - Flat	8	20	1	3296-42	Nut - Lock	3	30	2
3256-69	Washer - Thrust	5	31	3	3296-42	Nut - Lock	61	37	2
3256-70	Washer - Flat	34	12	2	3296-42	Nut - Lock	36	63	1
3256-78	Washer - Flat	35	25	1	3296-44	Nut - Lock	8	22	1
3258-19	Screw - Machine	53	6	2	3296-44	Nut - Lock	34	23	3
3258-166	Screw - Phillips Hd.	11	12	5	3296-44	Nut - Lock	61	23	4
3258-166	Screw - Phillips Hd.	3	28	2	3296-48	Nut - Lock	22	45	4
3258-166	Screw - Phillips Hd.	2	46	3	3296-51	Nut - Lock	61	19	6
3269-10	Washer - Back-up	31	30	7	3296-54	Nut - Lock	6	4	4
3269-13	Rivet - Pop	31	32	17	3296-56	Nut - Lock	22	4	2
3269-15	Rivet - Pop	31	5	8	3296-59	Nut - Lock	5	22	1
3272-2	Pin - Cotter	5	5	2	3296-59	Nut - Lock	6	35	2
3272-4	Pin - Cotter	1	11	2	3296-59	Nut - Lock	36	54	1
3272-5	Pin - Cotter	3	17	3	32104-76	Screw - Thread Forming	62	48	2
3272-10	Pin - Cotter	28	1	1	32105-1	Screw - Cap Hex. Hd.	12	43	1
3272-10	Pin - Cotter	63	4	2	32105-13	Screw - Cap Hex. Hd.	11	17	4
3272-10	Pin - Cotter	61	17	3	32105-21	Screw	28	4	2
3272-10	Pin - Cotter	3	21	1	32107-11	Nut-Square	53	5	2
3272-10	Pin - Cotter	6	21	2	32108-9	Screw - Machine	22	12	1
3272-10	Pin - Cotter	5	40	4	32120-74	Ring - Retaining	27	53	1
3272-11	Pin - Cotter	55	10	1	32120-93	Ring - Retaining	63	25	4
3272-17	Pin - Cotter	58	31	2	32120-93	Ring - Retaining	61	29	6
3273-26	Screw - Hex. Socket Hd.	12	45	2	32121-2	Pin - Roll	35	4	2
3274-8	Screw - Cap Hex. Hd.	60	17	6	32121-6	Pin - Roll	5	9	1
3274-34	Screw - Socket Flat Hd.	60	30	1	32121-16	Pin - Roll	5	32	1
3290-93	Screw - Cap Hex. Hd.	12	39	4	32121-34	Pin - Roll	60	18	1
3290-271	Rivet - Pop	31	20	2	32121-38	Pin - Roll	6	22	1
3290-336	Tie - Cable	63	1	1	32121-45	Pin - Roll	5	10	2
3290-336	Tie - Cable	61	14	3	32121-50	Pin - Roll	5	41	1
3290-354	Plate - Nut	11	36	2	32121-122	Pin - Roll	64	44	2
3290-378	Tie - Cable	3	*	3	32121-122	Pin - Roll	62	55	3
3290-378	Tie - Cable	31	17	1	32122-24	Screw - Round Hd.	21	10	5
3290-378	Tie - Cable	55	25	1	32128-20	Nut - Flange Head	34	18	1
3290-378	Tie - Cable	52	28	1	32128-20	Nut - Lock	52	19	3
3290-378	Tie - Cable	64	42	3	32128-20	Nut - Whiz	31	8	6
3290-378	Tie - Cable	62	68	5	32128-26	Nut - Flange	8	21	4
3290-461	Washer - Belleville	5	21	1	32128-33	Nut - Flange Head	2	45	3
3290-488	Boot - Lift Control	12	40	1	32128-33	Nut - Lock	18	10	4
3290-489	Knob - Lift Control	11	3	1	32128-33	Nut - Lock	52	20	2
3296-2	Nut - Lock	11	18	5	32128-33	Nut - Lock, Flange	21	36	2
3296-3	Nut - Lock	6	27	3	32128-33	Nut - Lock, Flange Hd.	12	55	3
3296-9	Nut - Hex.	28	24	2	32136-13	Nut - Slotted	55	16	2
3296-20	Nut - Lock	3	16	4	32144-1	Screw - Cap Hex. Hd.	12	41	2
3296-23	Nut - Lock	55	7	4	32144-4	Screw - Self Tapping	55	19	1
3296-23	Nut - Lock	22	16	2	32144-10	Screw - Hex. Washer Hd.	14	33	2
3296-29	Nut - Lock	60	6	7	32144-14	Screw - Self Tapping	62	66	3
3296-29	Nut - Lock	28	9	4	32144-18	Screw - Cap Hex. Hd.	12	46	2
3296-29	Nut - Lock	63	9	8	32144-21	Screw	3	6	1
3296-29	Nut - Lock	34	14	2	32144-22	Screw - Cap Hex. Hd.	28	13	4

\*Not Illustrated

# TORO PART NUMBER INDEX (Cont.)

3317-872

Part No.	Description	Pg. Ref. No. No. Qty.	Part No.	Description	Pg. Ref. No. No. Qty.
32144-26	Screw - Self-Tapping	3 1 2	340-101	Fitting - Hydraulic 45°	16 11 1
32144-49	Screw - Hex. Washer Hd.	64 56 2	340-103	Fitting - Hydraulic 45°	19 3 5
32144-112	Screw - Cap Hex. Hd.	22 8 8	340-103	Fitting - Hydraulic 45°	63 13 1
32144-112	Screw-Thread Forming	24 13 8	340-124	Fitting - Straight	32 48 2
32148-7	Nut - Clinch	31 34 2	340-132	Fitting - Hydraulic 90°	17 3 3
32149-1	Nut - Lock	36 59 1	340-132	Fitting - Hydraulic 90°	61 4 5
32151-36	Ring - Retaining	64 47 4	340-132	Fitting - Hydraulic 90°	18 8 1
32151-41	Ring - Retaining	20 13 1	340-132	Fitting - Hydraulic 90°	55 21 2
32151-48	Ring - Retaining	63 5 2	340-132	Fitting - Hydraulic 90°	63 22 3
32151-48	Ring - Retaining	61 20 3	340-139	Fitting - Hydraulic 90°	15 23 1
32151-61	Ring - Retaining	63 18 4	340-139	Fitting - Hydraulic 90°	14 35 1
32151-62	Ring - Retaining	22 38 1	340-143	Fitting - Hydraulic 90°	18 11 1
32151-87	Ring - Retaining	60 21 1	340-143	Fitting - Hydraulic 90°	16 18 1
32152-10	Nut	65 2 1	340-143	Fitting - Hydraulic 90°	15 32 1
32152-10	Nut	66 2 1	340-143	Fitting - Hydraulic 90°	62 70 1
32152-10	Nut	67 2 1	351-78	Edging	6 1 1
32152-10	Nut	68 2 1	353-512	Fitting - Hydraulic Plug	18 5 2
33103-025	Screw - Hex. Flange Hd.	21 26 3	353-550	Fitting - Plug	14 44 1
33105-025	Screw - Hex. Flange Hd.	14 36 3	353-599	Pin-Dowel	20 3 2
33105-030	Screw - Hex. Flange Hd.	14 38 6	353-682	Fitting - Hydraulic Straight	14 20 1
340-2	Fitting - Hydraulic Straight	17 15 2	353-781	Fitting - 90°	21 30 2
340-3	Fitting - Hydraulic Straight	15 5 1	353-989	Plug	16 6 2
340-3	Fitting - Hydraulic Straight	29 16 1	353-990	Plug	16 2 11
340-3	Fitting - Hydraulic, Straight	22 19 2	353-991	Plug	16 17 2
340-4	Fitting - Hydraulic Straight	29 10 2	354-20	Fitting - Fuel Tee	21 15 1
340-8	Fitting - Hydraulic Straight	14 11 2	354-21	Fitting - Fuel Straight	21 17 1
340-13	Fitting - Hydraulic Straight	18 12 2	354-22	Fitting - Fuel, Straight	21 14 2
340-13	Fitting - Hydraulic Straight	15 19 2	354-46	Ring-Seal	20 8 1
340-13	Fitting - Straight	62 64 2	354-50	Screw-Hex Socket Hd.	20 1 4
340-18	Fitting - Hydraulic 90°	15 2 2	354-51	Washer	20 2 4
340-18	Fitting - Hydraulic 90°	19 7 10	354-70	Plug	16 21 1
340-21	Fitting - Hydraulic Tee	19 13 1	354-72	Fitting - Hydraulic 45°	22 42 1
340-77	Fitting - Hydraulic 90°	14 22 1	354-73	Fitting - Hydraulic Straight	14 24 2
340-77	Fitting - Hydraulic 90°	17 27 1	354-74	Fitting - Hydraulic Plug	14 16 1
340-82	Fitting - Hydraulic 90°	14 47 2	354-75	Fitting - Hydraulic 90°	22 40 1
340-87	Fitting - Hydraulic 45°	14 27 1	354-77	Fitting - Hydraulic Test Port	22 23 1
340-92	Fitting - Hydraulic Straight	18 3 4	354-77	Fitting - Test Port	15 11 2
340-92	Fitting - Hydraulic Straight	15 17 2	354-78	Fitting - Hydraulic	29 3 1
340-92	Fitting - Hydraulic Straight	17 26 4	354-79	Cap - Test Port	15 12 2
340-101	Fitting - Hydraulic 45°	15 10 2	354-79	Cap - Test Port	22 24 1

\*Not Illustrated

# TABLE OF CONTENTS

Description	Page	Description	Page
Frame & Body Assembly .....	1-2	Cylinder Block And Bearing Assembly .....	38
Steering Tower Assembly .....	3	Valve, Camshaft And Rocker Assembly .....	39
Steering Valve Assembly No. 75-0600 .....	4	Oil Pan, Pump Relief Valve .....	40
Traction & Brake Pedals Assembly .....	5	Cylinder Head, Manifold & Cover Assembly .....	41
Seat & Throttle Assembly .....	6-7	Timing Gear Case .....	42
Seat Suspension Assembly .....	8	Water Pump Assembly .....	43
Diagnostic-ACE Display Assembly .....	9	Fuel Injection Pump Assembly .....	44
Electrical Schematic .....	10	Thermostat And Alternator Mount Assembly .....	45
Control Console Assembly .....	11-12	Fuel And Starter System Assembly .....	46
Hydraulic Schematic .....	13	Governor .....	47
Hydraulic Reservoir Assembly .....	14	Starter Assembly .....	48
Hydraulic Control Manifold Assembly .....	15	Alternator Assembly .....	49
Control Manifold Assembly .....	16	Overhaul Gasket Kit .....	50-51
Front Hydraulic Manifolds .....	17	Engine Components Assembly .....	52
Rear Hydraulic Manifolds .....	18	Air Cleaner Assembly .....	53
Cutting Unit Hydraulic Components .....	19	Fuel Filter Assembly .....	54
Reel Motor Assembly No. 93-1375 .....	20	Rear Axle Installation Assembly .....	55
Fuel Tank Assembly .....	21	Rear Axle Assembly No. 68-6823 .....	56-58
Front Axle & Transmission Assembly .....	22-23	Hydraulic Cylinder No. 83-5030 .....	59
Front Axle Assembly No. 93-0084 .....	24-25	Drive Shaft Assembly .....	60
Brake Assembly .....	26	Front Lift Arms Assembly .....	61-62
Transmission Assembly No. 75-0012 .....	27	Rear Lift Arms Assembly .....	63-64
Traction Control Assembly .....	28	Hydraulic Cylinder Assembly No. 93-0079 .....	65
Gear Pump Installation Assembly .....	29	Hydraulic Cylinder Assembly No. 85-9880 .....	66
Hydraulic Pump Assembly No. 93-1376 .....	30	Hydraulic Cylinder Assembly No. 83-7480 .....	67
Radiator Assembly .....	31-32	Hydraulic Cylinder Assembly No. 83-7490 .....	68
Fan Guard & Flywheel Shield Assembly (Europe) .....	33	R.O.P.S. Assembly (Optional) .....	69
Muffler & Pump Drive Assembly .....	34	Special Tools .....	70
Engine Installation Assembly .....	35-36	International Parts Reference .....	71-72
Timing Gear, Piston, Flywheel & Crankshaft .....	37	Part Number Index .....	73-85

European parts kit number 93-7184 contains all of the individual parts on the preceding pages designated as (Europe).

## IDENTIFICATION AND ORDERING

### MODEL AND SERIAL NUMBERS

The Reelmaster® 5300D has two identification numbers; a model number and a serial number. The two numbers are stamped on a decal which is located on the traction unit frame under the seat. In any correspondence concerning the Reelmaster 5300D, supply model and serial numbers to assure that correct information and replacement parts are obtained.

To order replacement parts from an Authorized TORO Service Dealer, supply the following information:

1. Model and serial number of the Reelmaster 5300D.
2. Part number, description, and the quantity of part(s) desired.

**NOTE:** Do not order by reference number if a parts catalog is being used; use the PART NUMBER.

## COUNTRIES OTHER THAN THE UNITED STATES OR CANADA

Customers who have purchased TORO products exported from the United States or Canada should contact their Toro

Distributor (Dealer) to obtain guarantee policies for your country, province or state.

# MAINTENANCE RECORD

Date								

# MAINTENANCE RECORD

Date								

Compliance with Radio Interference Regulations Certified.  
Certifie Conforme au Reglement sur le Brouillage Radioelectrique.