

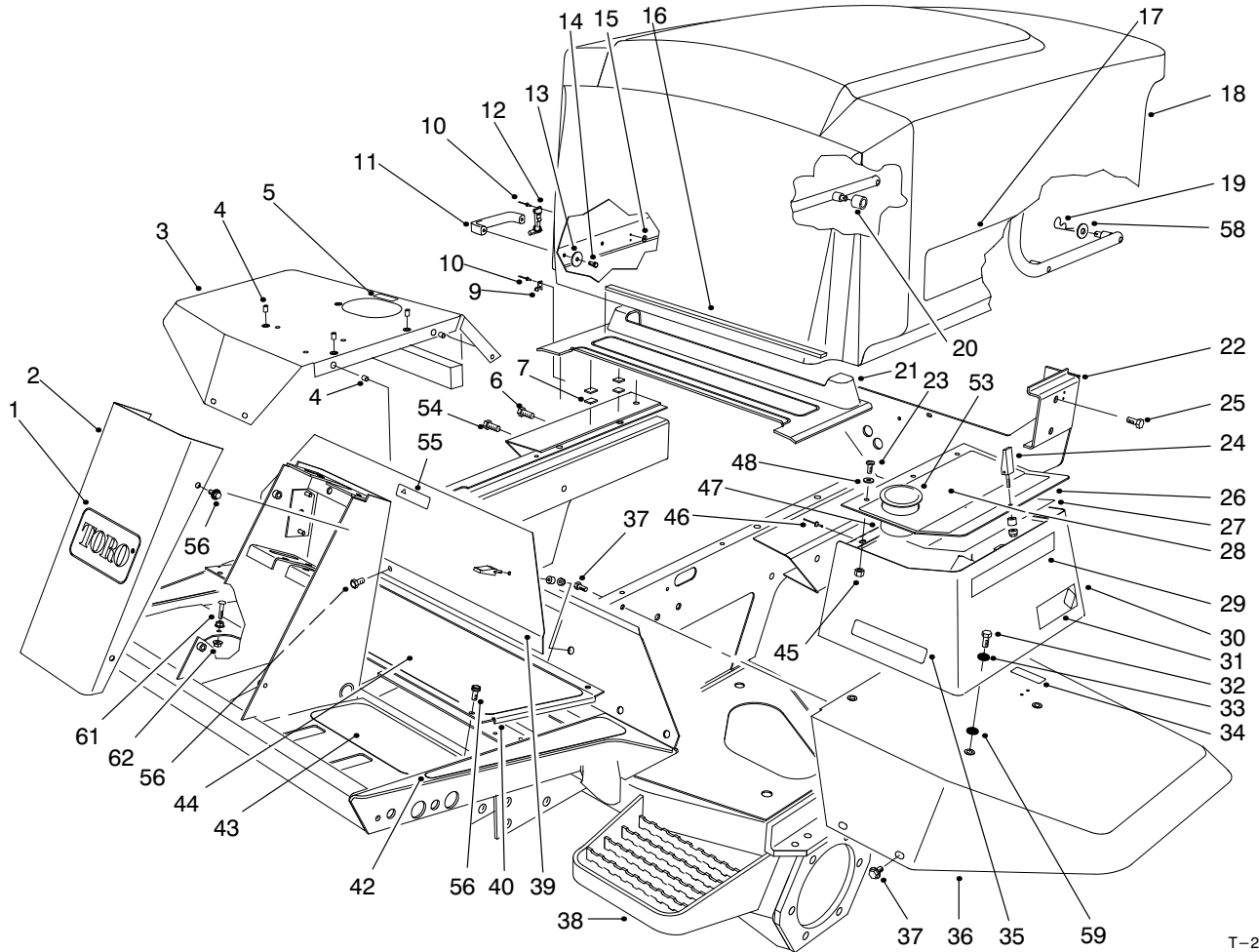


MODEL NO. 03805-80001 & UP

PARTS CATALOG

REELMASTER® 6700D - 4WD

TRACTION UNIT

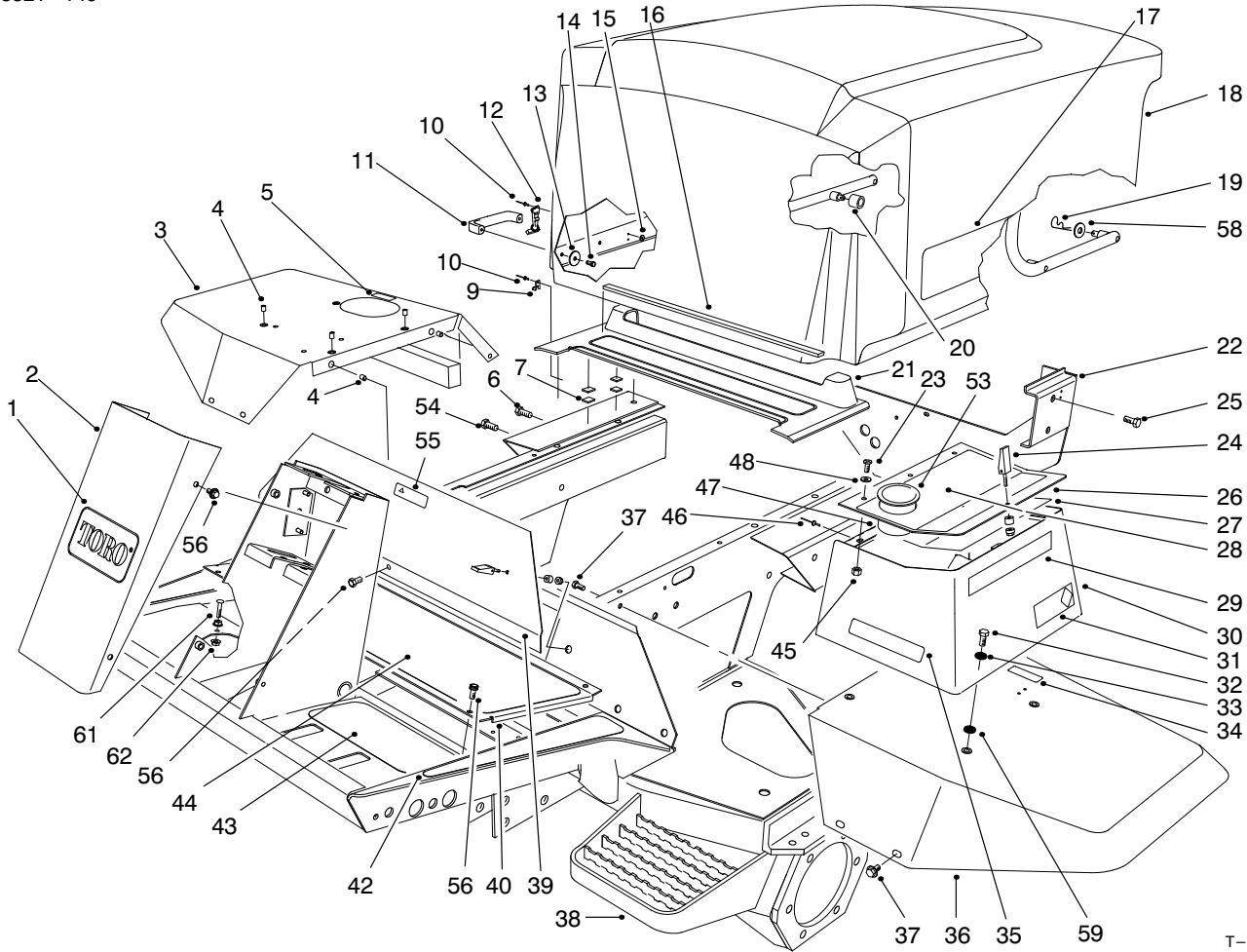


T-2366-8

FRAME & BODY ASM

Ref. No.	Part No.	Description	No. Used
1	62-5550	Decal-Toro	1
2	93-7996	Cover-Tower	1
3	94-3049	Fender-RH	1
4	32148-7	Nut-Clinch	5
5	93-6686	Decal-Hydraulic Oil	1
5	88-1980	Decal-Hydraulic Oil (Japan)	1
6	33106-035	Screw-HHF	8
7	93-9155	Velcro	2
9	249-40	Keeper	1
10	3269-8	Rivet-Pop	4
11	65-5100	Handle-Hood	1
12	59-9740	Latch-Draw	1
13	3256-78	Washer-Flat	2
14	46-8091	Screw-Tapping	2
15	3269-10	Washer-Flat	2
16	92-7633	Strip-Bumper, Hood	1
17	92-7524	Decal-RM6700D	2

Ref. No.	Part No.	Description	No. Used
18	92-7511	Hood	1
19	3290-467	Pin-Cotter, Hair	2
20	93-7582	Hose	1
21	94-2617	Cover-Pump	1
22	98-8814	Frame-Rear (Incl. Ref. #1, Page 51)	1
23	3258-166	Screw	3
24	74-5950	Latch-Swell	3
25	33108-035	Screw	8
26	93-9180	Cover-Box, Tool	1
27	98-3728	Decal-Service	1
27	98-8135	Decal-Service (Danish)	1
27	98-8136	Decal-Service (Dutch)	1
27	98-8137	Decal-Service (Finnish)	1
27	98-8138	Decal-Service (French)	1
27	98-8139	Decal-Service (German)	1
27	98-8140	Decal-Service (Italian)	1
27	98-8141	Decal-Service (Norwegian)	1



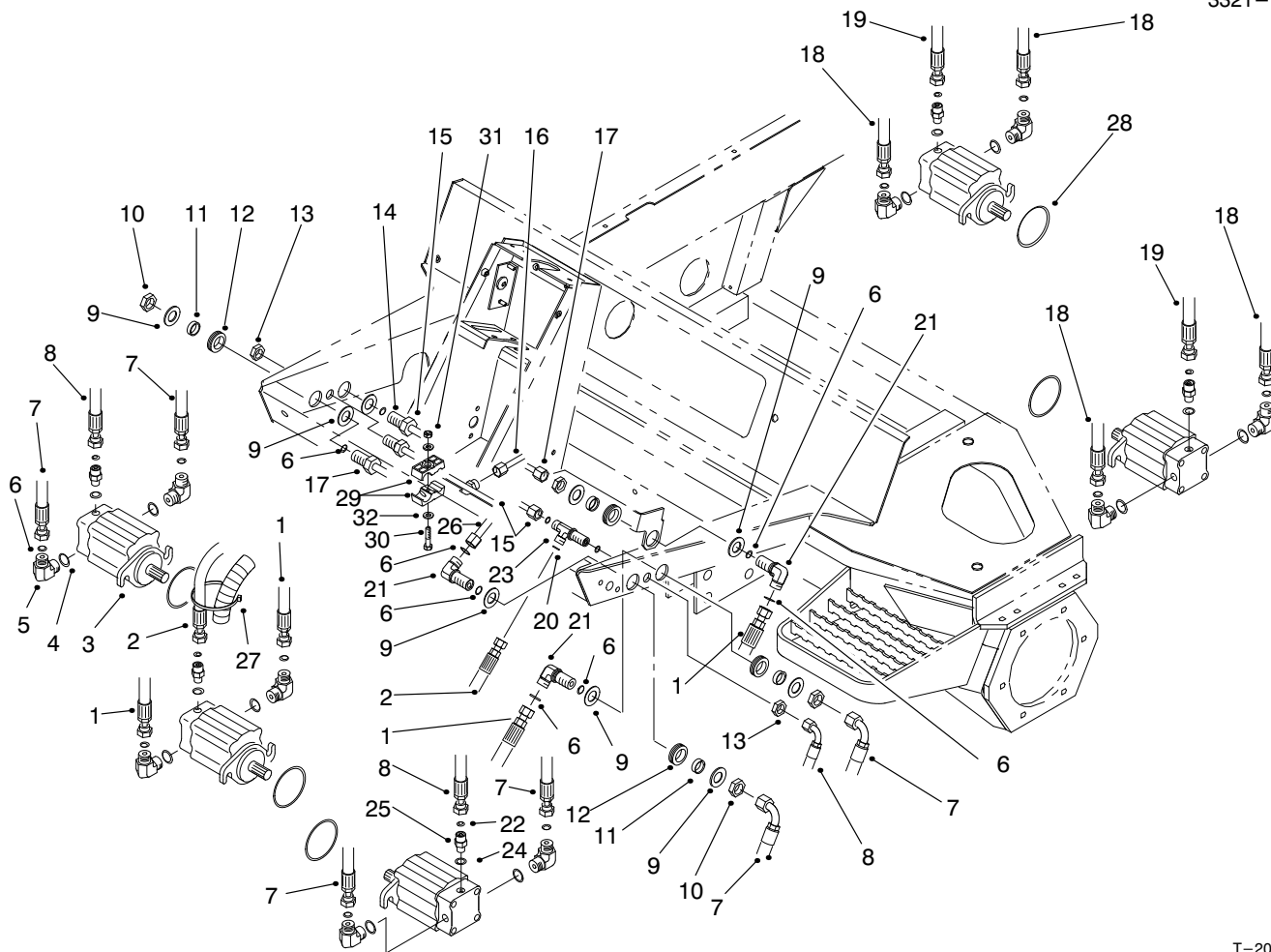
T-2366-8

FRAME & BODY ASM (Continued)

Ref. No.	Part No.	Description	No. Used
27	94-2943	Decal-Service (Portuguese)	1
27	94-2944	Decal-Service (Spanish)	1
27	94-2945	Decal-Service (Swedish)	1
27	94-2941	Decal-Service (Japan)	1
28	93-1262	Decal-Hillside	1
28	94-4572	Decal-Hillside (Japan)	1
29	72-3560	Decal-4WD	1
30	75-5810	Box-Tool	1
31	93-0096	Decal-ACE	2
32	322-3	Screw-HH	4
33	3256-3	Washer-Flat	4
34	93-6680	Decal-Fuel, Diesel	1
34	84-2860	Decal-Fuel, Diesel (Japan)	1
35	93-6689	Decal-No Riders	1
35	84-3420	Decal-No Riders (Japan)	1
36	75-3860	Fender-LH	1
37	3234-14	Screw-Flange	10
38	94-9953	Frame-Front (Incl. Ref. #42, 43 & on Page 67, #21)	1

Ref. No.	Part No.	Description	No. Used
39	75-1390	Cover-Access, Front	1
40	75-1410	Plate-Access, Floor	1
42	93-7592	Tread-Footrest	2
43	75-0620	Tread-Foot, LH	1
*	75-0610	Tread-Foot, RH	1
44	75-0630	Tread-Foot, Center	1
45	32128-33	Nut-Flange	3
46	93-8744	Rivet-Pop	3
47	75-5780	Hinge-Cover	1
48	3256-1	Washer-Flat	3
53	94-1410	Holder-Can, Beverage	1
54	3234-18	Screw-Flange	2
55	93-9425	Decal-Danger	1
55	94-4579	Decal-Danger (Japan)	1
56	3234-7	Screw	9
58	66-6480	Washer	2
59	66-2920	Washer	4
61	17-9420	Screw-Handle	1
62	32128-20	Nut-Lock	2

*Not Illustrated

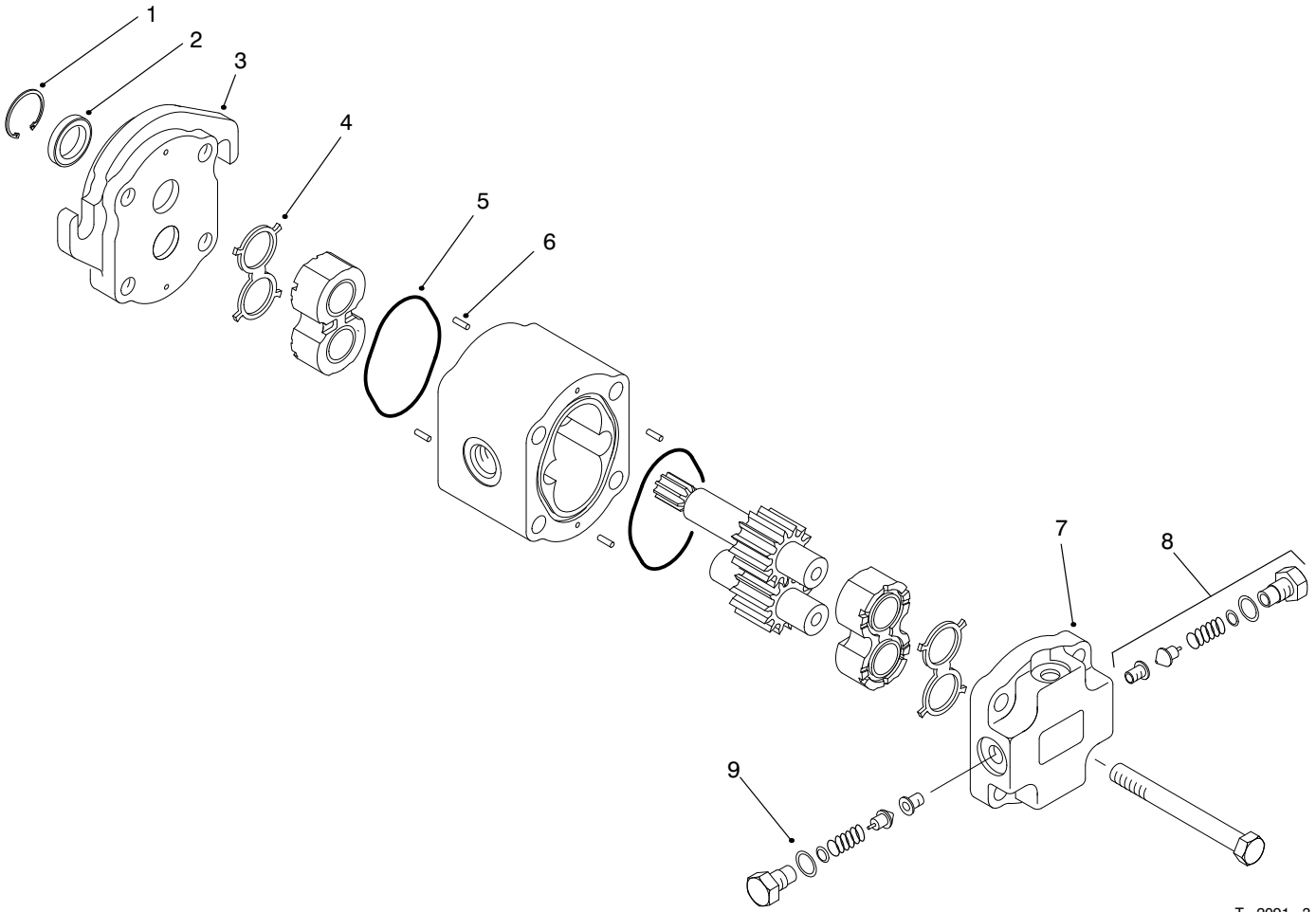


T-2090-4

REEL MOTORS & HOSES

Ref. No.	Part No.	Description	No. Used
1	92-7556	Asm-Hose	1
2	92-7560	Asm-Hose	1
3	92-7387	Motor-Hydraulic	5
4	237-79	O-Ring	10
5	340-98	Fitting-Hydraulic 90° (Incl. Ref. #4 & 6)	10
6	237-30	O-Ring	18
7	92-7555	Asm-Hose	4
8	92-7559	Asm-Hose	2
9	69-8930	Washer	10
10	340-127	Nut-Bulkhead	5
11	69-8960	Spacer	5
12	240-5	Grommet	5
13	340-70	Nut-Bulkhead	2
14	93-4216	Asm-Tube (Incl. Ref. #6)	1
15	93-4223	Asm-Tube, Front Drain (Incl. Ref. #20)	1
16	93-4222	Asm-Tube, Drain Return	1
17	93-4219	Asm-Tube, #1 Bulkhead (Incl. Ref. #6)	1

Ref. No.	Part No.	Description	No. Used
18	92-7649	Asm-Hose	4
19	93-4201	Asm-Hose	2
20	237-22	O-Ring	3
21	93-9151	Fitting-Hydraulic 90° (Incl. Ref. #6)	3
22	237-21	O-Ring	5
23	340-68	Fitting-Hydraulic, Tee (Incl. Ref. #20)	1
24	237-78	O-Ring	5
25	340-92	Fitting-Hydraulic (Incl. Ref. #22 & 24)	5
26	93-4217	Asm-Tube	1
27	3290-378	Tie-Cable	1
28	93-9783	O-Ring	10
29	56-7972	Clamp-Tube	4
30	322-7	Screw-HH	2
31	3296-47	Nut-Lock	2
32	3256-23	Washer-Flat	4



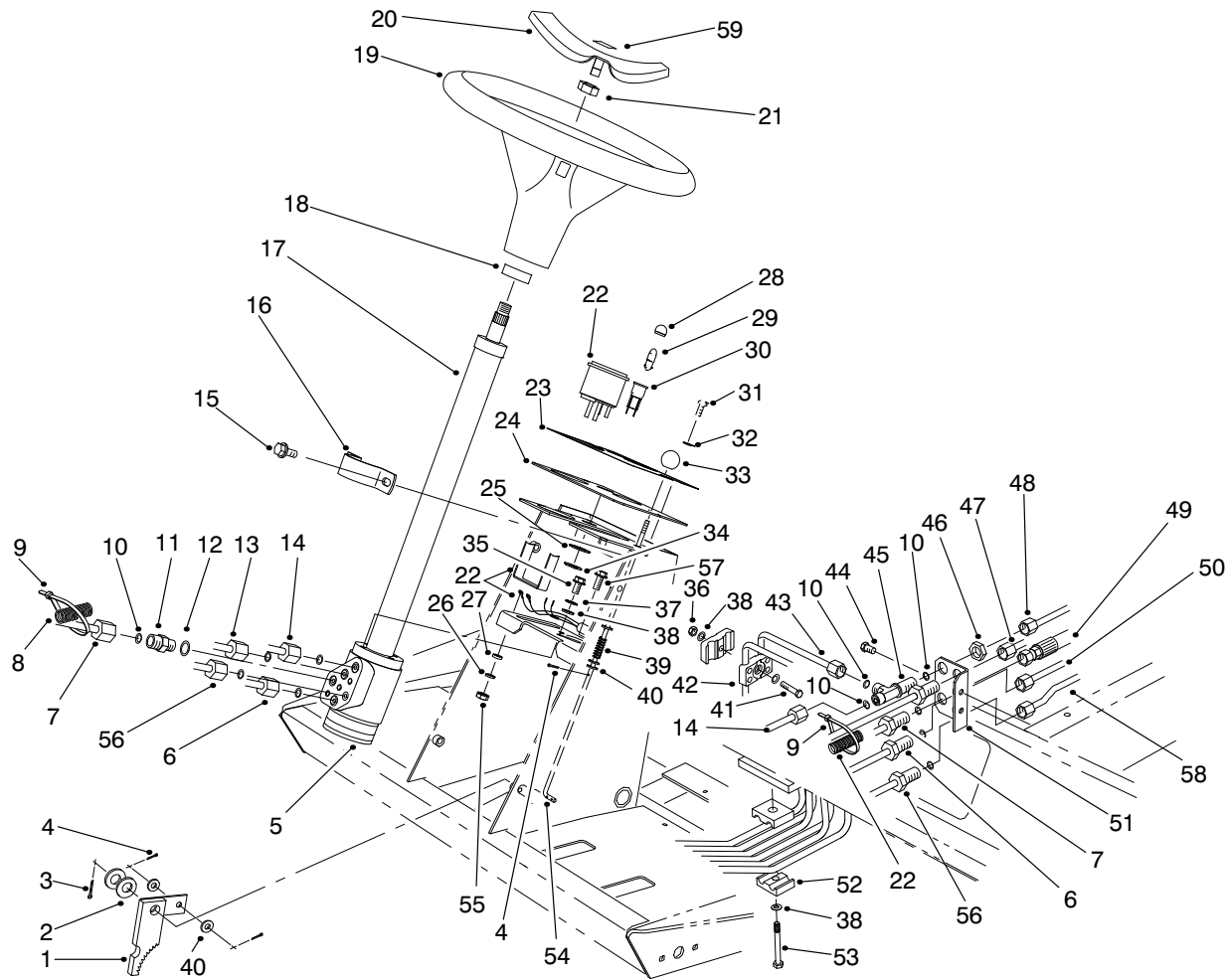
T-2091-3

REEL MOTOR NO. 92-7387 ASM

Ref. No.	Part No.	Description	No. Used
1		Ring-Retaining	1
2		Seal-Shaft	1
3		Flange	1
4		E-Seal	2
5		O-Ring	2
6		Pin-Dowel	4
7		Block-Valve (Incl. Ref. #8)	1

Ref. No.	Part No.	Description	No. Used
8		Valve-Adjusting	2
9		O-Ring	2
*	93-9152	Kit-Flange (Incl. Ref. #1-3 & 6)	1
*	93-9153	Kit-Seal (Incl. Ref. #1, 2, 4, 5 & 9)	1
*	93-9154	Kit-Valve Block (Incl. Ref. #6 & 7)	1

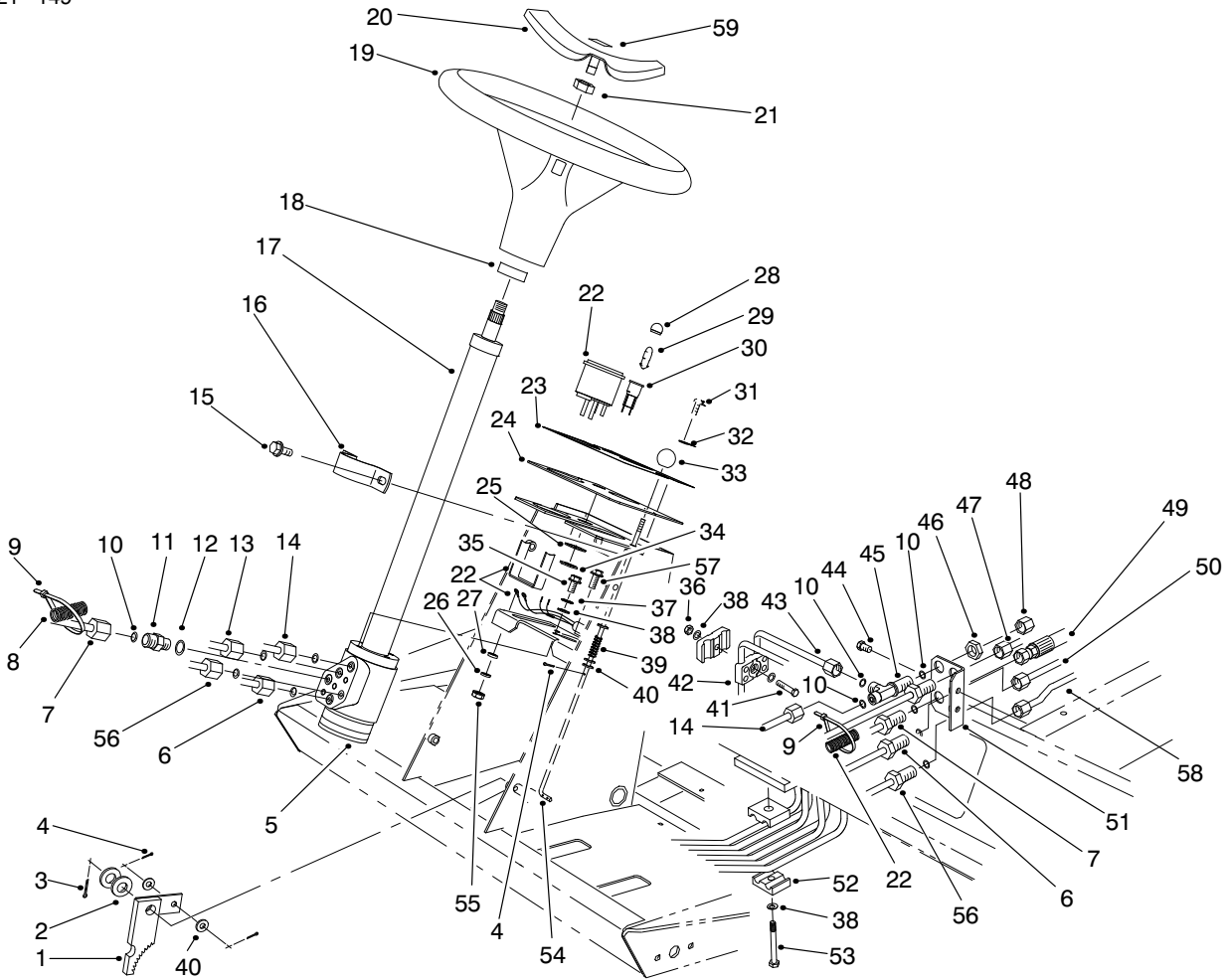
*Not Illustrated



T-2464-4

STEERING TOWER ASM

Ref. No.	Part No.	Description	No. Used	Ref. No.	Part No.	Description	No. Used
1	63-7900	Rack	1	24	93-7998	Plate-Instrument	1
2	3256-26	Washer-Flat	2	25	218-536	Washer-Lock, Int. Tooth	1
3	3272-10	Pin-Cotter	1	26	3219-14	Washer-Lock	3
4	3272-5	Pin-Cotter	3	27	3256-14	Washer-Flat	2
5	93-5165	Asm-Valve, Steering	1	28	218-533	Lens-Red	1
6	94-3059	Tube-Steering, RH	1	29	93-7480	Bulb-LED	1
7	94-3061	Tube-Steering, Front, In	1	30	44-2210	Asm-Light, Warning (Incl. Ref. #25, 28, 29, & 34)	1
8	94-3090	Harness-Wire, Main	1	31	87-6620	Screw-Torx Pan Hd.	2
9	3290-378	Tie-Cable	4	32	3256-1	Washer-Flat	2
10	237-22	O-Ring	10	33	233-17	Knob	1
11	340-2	Adapter (Incl. Ref. #10 & 12)	4	34	218-535	Nut-Lock	1
12	237-42	O-Ring	4	35	33103-025	Screw-HHF	1
13	94-3060	Tube-Steering, Front LH	1	36	3296-47	Nut-Lock	1
14	94-3062	Tube-Steering, Front, Out	1	37	3255-8	Washer-Lock	1
15	3234-7	Screw	2	38	3256-23	Washer-Flat	6
16	75-2810	Bracket-Column, Steering	1	39	95-1821	Spring-Brake, Park	1
17	94-9951	Asm-Column, Steering	1	40	3256-22	Washer-Flat	5
18	21-9260	Cover-Dust	1	41	322-7	Screw-HH	1
19	98-1471	Wheel-Steering (Incl. Ref. #20)	1	42	56-7972	Clamp	2
20	98-1468	Cover	1	43	94-1447	Tube-Steering, Return	1
21	94-9952	Nut-Jam	1	44	32144-11	Screw-Thread Forming	2
22	93-4213	Asm-Speedometer (Incl. Ref. #26, 27 & 55)	1	45	340-68	Fitting-Tee, Bulkhead (Incl. Ref. #10)	1
23	93-1263	Decal-Tower	1	46	340-70	Nut-Lock, Bulkhead	5
23	94-4573	Decal-Tower (Japan)	1	47	92-7495	Asm-Tube, Steering Rear	1
				48	92-7602	Asm-Tube, Return	1

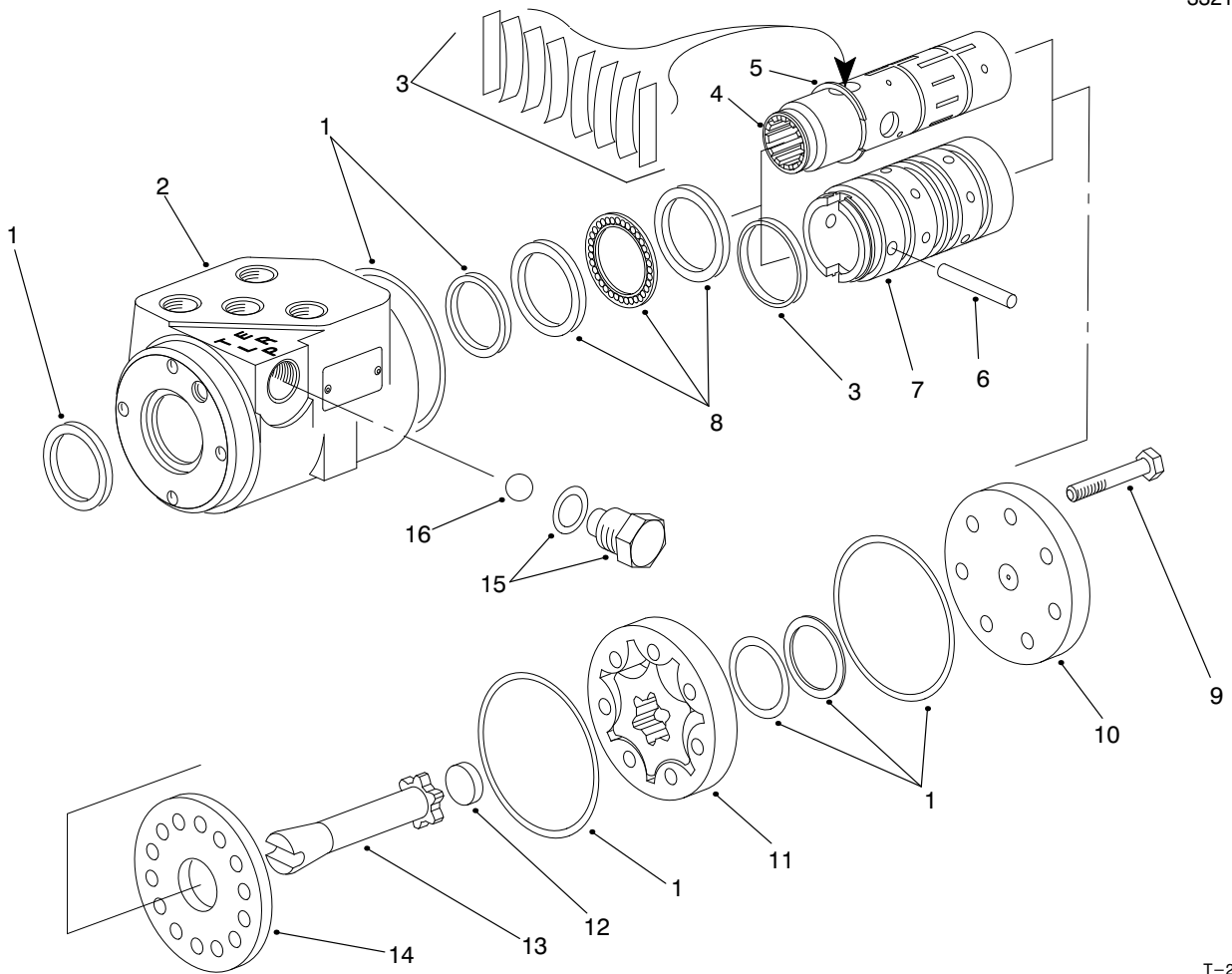


T-2464-4

STEERING TOWER ASM (Continued)

Ref. No.	Part No.	Description	No. Used
49	92-7622	Hose-Steering	1
50	92-7494	Asm-Tube Steering Rear	1
51	92-7606	Bracket-Bulkhead	1
52	56-7973	Clamp	6
53	322-6	Screw-HH	3
54	75-1490	Rod-Brake, Park	1

Ref. No.	Part No.	Description	No. Used
55	3253-2	Nut-Hex.	9
56	94-3071	Asm-Tube, Front, Aux.	1
57	33103-020	Screw-HHF	2
58	92-7601	Asm-Tube, Rear, Aux.	1
59	98-1459	Decal-Urethane, Toro	1



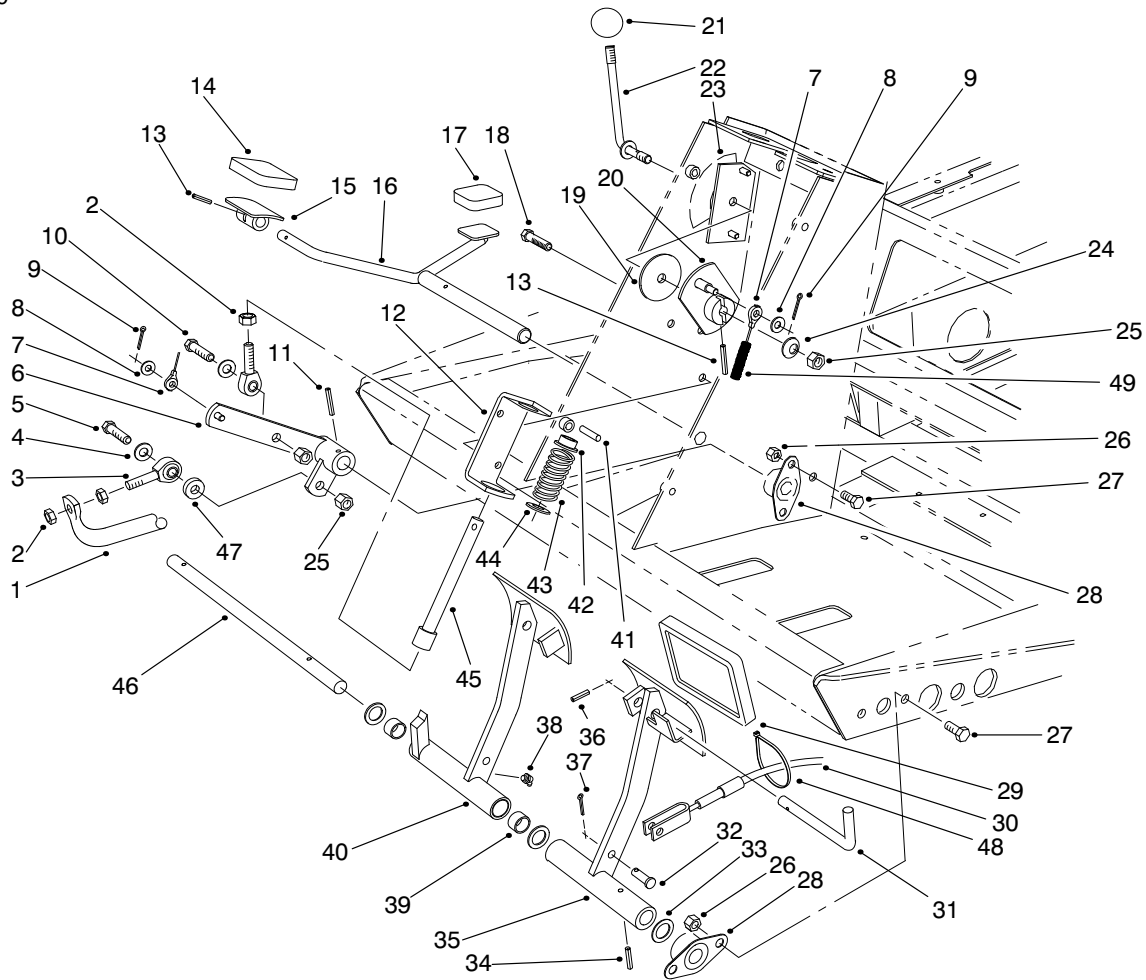
T-2312-3

STEERING VALVE ASM NO. 93-5165

Ref. No.	Part No.	Description	No. Used
1	94-4099	Kit-Seal	1
†2		Housing	1
3	94-4095	Kit-Spring, Centering	1
†4		Spool	1
5	94-4098	Ring-Retaining	1
6	94-4094	Pin	1
†7		Sleeve	1
8	94-4096	Kit-Bearing	1

Ref. No.	Part No.	Description	No. Used
9	94-4088	Screw	7
10	94-4089	Cap-End	1
11	94-4090	Gerotor	1
12	94-4091	Spacer	1
13	94-4093	Drive	1
14	94-4092	Plate-Wear	1
15	94-4097	Asm-Plug	1
16	94-4100	Ball	1

† Not Serviced Separately.

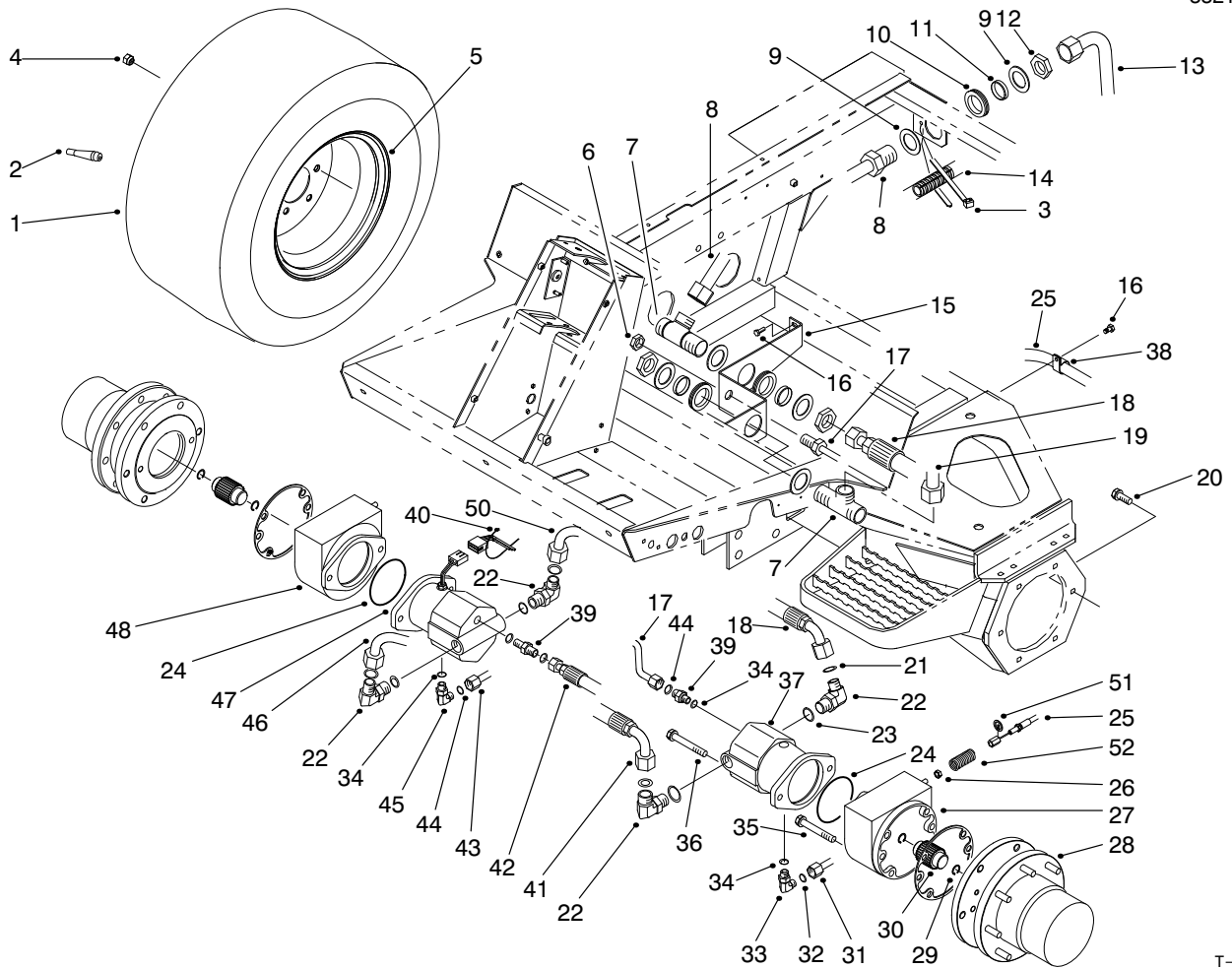


T-2063-4

TRACTION & BRAKE PEDAL ASM

Ref. No.	Part No.	Description	No. Used	Ref. No.	Part No.	Description	No. Used
1	92-7531	Tube-Control, Pump	1	26	32128-20	Nut-Lock	8
2	3220-3	Nut-Jam	3	27	322-3	Screw-HH	8
3	2411-36	Bearing-Rod End	2	28	256-236	Bearing-Flange	4
4	3256-24	Washer-Flat	2	29	93-8742	Pad-Brake	2
5	323-9	Screw-HH	1	30	92-7530	Asm-Cable, Brake LH	1
6	75-3270	Hub-Pivot, Traction	1	*	92-7529	Asm-Cable, Brake RH	1
7	75-6580	Cable-Pedal	1	31	63-7880	Pin-Latch, Brake	1
8	3256-22	Washer-Flat	2	32	283-58	Pin-Clevis	2
9	3272-2	Pin-Cotter	2	33	3256-69	Washer-Flat	3
10	323-7	Screw-HH	1	34	32121-16	Pin-Roll	1
11	32121-6	Pin-Roll	1	35	75-1440	Pedal-Brake, LH	1
12	92-7608	Bracket-Spring	1	36	32121-50	Pin-Roll	1
13	32121-45	Pin-Roll	2	37	3272-10	Pin-Cotter	2
14	74-9100	Pad-Pedal, Forward	1	38	302-60	Fitting-Grease	1
15	49-6440	Pedal-Accelerator	1	39	256-42	Bushing	2
16	75-2970	Pedal-Traction	1	40	75-1430	Pedal-Brake, RH (Incl. Ref. #38 & 39)	1
17	74-9110	Pad-Pedal, Reverse	1	41	32121-11	Pin-Roll	1
18	32144-14	Screw-HH	2	42	92-7610	Retainer-Spring	1
19	75-6550	Disc-Friction	1	43	60-5700	Spring-Compression	1
20	75-6510	Bracket-Lever	1	44	3256-5	Washer-Flat	1
21	233-42	Knob	1	45	92-7609	Shaft-Spring	1
22	75-6490	Lever	1	46	75-1470	Pin-Pivot, Brake	1
23	93-6699	Decal-Fast/Slow	1	47	5-0652	Spacer	1
23	84-3500	Decal-Fast/Slow (Japan)	1	48	3290-378	Tie-Cable	1
24	3290-461	Washer-Belleville	1	49	95-7151	Tube-Convolute	1
25	3296-39	Nut-Lock	3				

*Not Illustrated



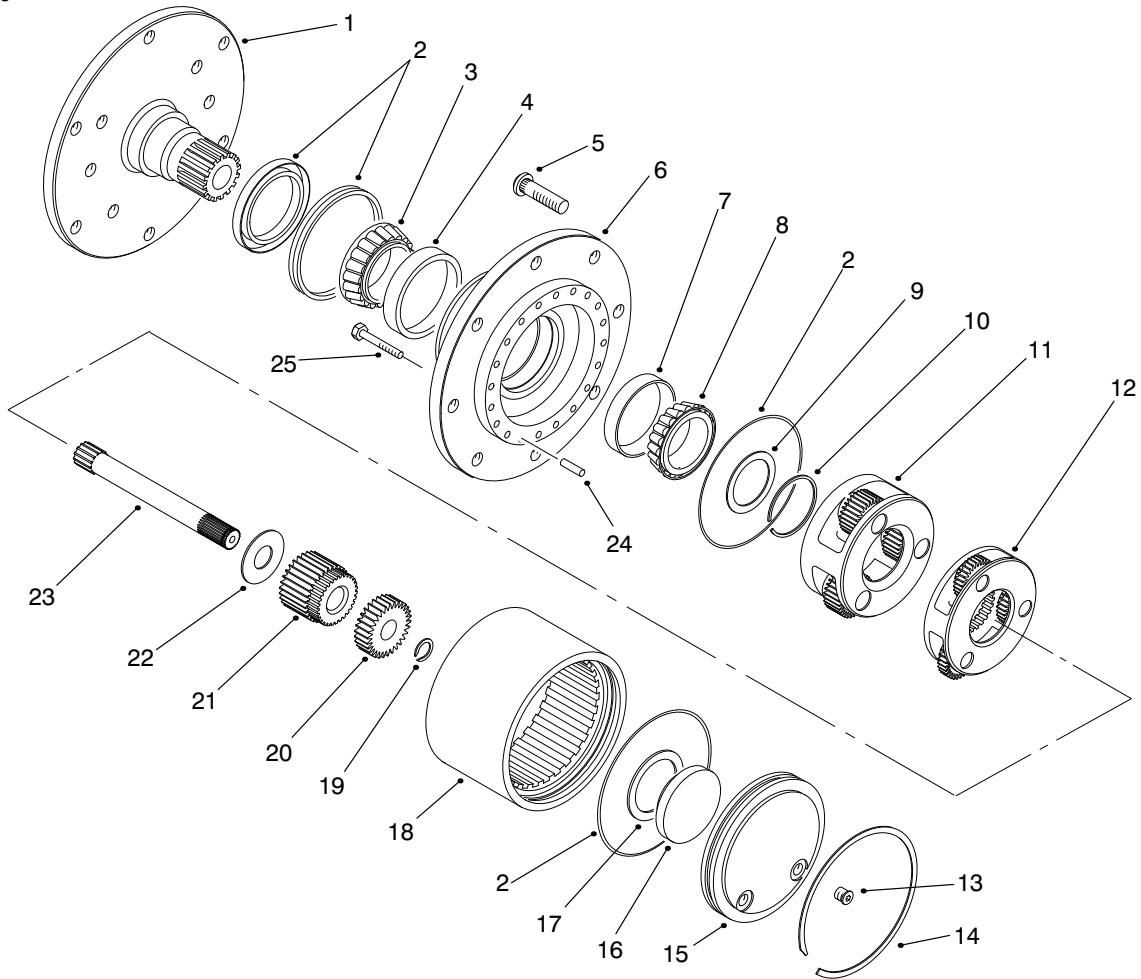
T-2364-3

FRONT HYDRAULIC DRIVE & BRAKE ASM

Ref. No.	Part No.	Description	No. Used
1	95-3465	Tire	2
2	232-24	Stem-Valve	2
3	3290-379	Tie-Cable	2
4	92-7483	Nut-Lug	16
5	95-3464	Rim	2
6	340-127	Nut-Bulkhead	1
7	92-7550	Fitting-Tee, Bulkhead (Incl. Ref. #49)	2
8	92-7474	Asm-Tube, Front	1
9	69-8920	Washer	6
10	240-2	Grommet	3
11	69-8950	Spacer	3
12	340-128	Nut-Bulkhead	3
13	92-7473	Asm-Tube, Rear	1
14	94-3090	Harness-Wire, Main	1
15	92-7455	Plate-Bulkhead	1
16	32144-11	Screw-Thread Forming	5
17	92-7477	Asm-Tube, Motor Drain	1
18	92-7486	Asm-Hose	1
19	92-7485	Asm-Hose	1
20	33106-030	Screw-HHF	12
21	237-58	O-Ring	4
22	340-142	Fitting-Hydraulic 90° (Incl. Ref. #21 & 23)	4
23	237-81	O-Ring	4
24	237-166	O-Ring	2
25	92-7530	Cable-Brake, LH	1
26	3218-4	Nut-Jam	2
27	92-7417	Asm-Brake, LH	1

Ref. No.	Part No.	Description	No. Used
28	92-7415	Asm-Drive, Planetary	2
29	93-7972	Ring-Retaining	4
30	93-7966	Shaft-Splined, Brake	2
31	92-7598	Asm-Tube, Frt. Drain	1
32	237-22	O-Ring	1
33	340-18	Fitting-Hydraulic 90° (Incl. Ref. #32 & 34)	1
34	237-79	O-Ring	4
35	33106-090	Screw-HHF	8
36	33116-120	Screw-HH	4
37	92-7385	Motor-Planetary	1
38	2412-93	R-Clamp	2
39	340-5	Fitting-Hydraulic (Incl. Ref. #34 & 44)	2
40	3290-378	Tie-Cable	2
41	92-7487	Asm-Tube	1
42	92-7488	Asm-Hose	1
43	92-7478	Asm-Tube, Motor RH	1
44	237-30	O-Ring	3
45	340-98	Fitting-Hydraulic 90° (Incl. Ref. #34 & 44)	1
46	92-7476	Asm-Tube, Traction	1
47	93-7476	Motor-Hydraulic W/Sensor	1
48	92-7414	Asm-Brake, RH	1
*49	340-65	O-Ring	6
50	92-7475	Asm-Tube, Traction	1
51	94-3050	Plate-Spring	2
52	94-3088	Spring-Brake	2

*Not Illustrated



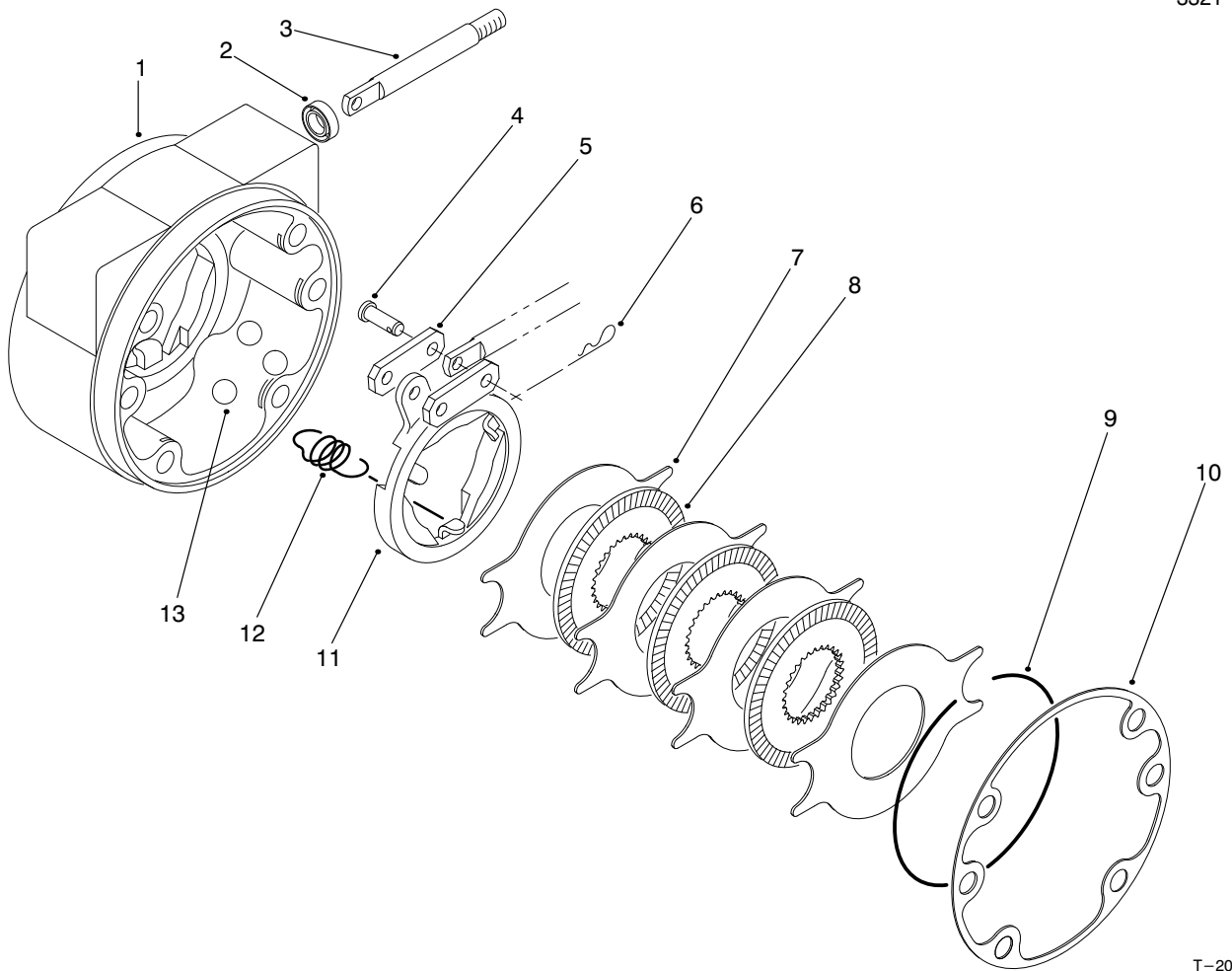
T-2070-1

PLANETARY DRIVE ASM NO. 92-7415

Ref. No.	Part No.	Description	No. Used
1	93-7450	Spindle	1
2	93-7474	Kit-Seal	1
3	93-7451	Cone-Bearing	1
4	93-7452	Cup-Bearing	1
5	93-7455	Stud-Wheel	8
6	93-7453	Housing	1
7	93-7470	Cup-Bearing	1
8	93-7469	Cone-Bearing	1
9	93-7468	Washer-Thrust	1
10	93-7467	Ring-Retaining, External	1
11	93-7472	Asm-Carrier, Secondary	1
12	93-7473	Asm-Carrier, Primary	1
13	93-7461	Plug-Pipe	2
14	93-7462	Ring-Retaining, Internal	1

Ref. No.	Part No.	Description	No. Used
15	93-7458	Plate-Cover	1
16	93-7457	Spacer-Input	1
17	93-7460	Washer-Thrust	1
18	93-7456	Gear-Ring	1
19	93-7459	Ring-Retaining, External	1
20	93-7463	Gear-Sun	1
21	93-7464	Gear-Sun	1
22	93-7465	Washer-Thrust	1
23	93-7471	Shaft-Input	1
24	93-7466	Pin-Dowel	2
25	93-7454	Screw-HH	18
*	92-7415	Asm-Complete (Incl. Ref. #1-25)	1

*Not Illustrated



T-2071-1

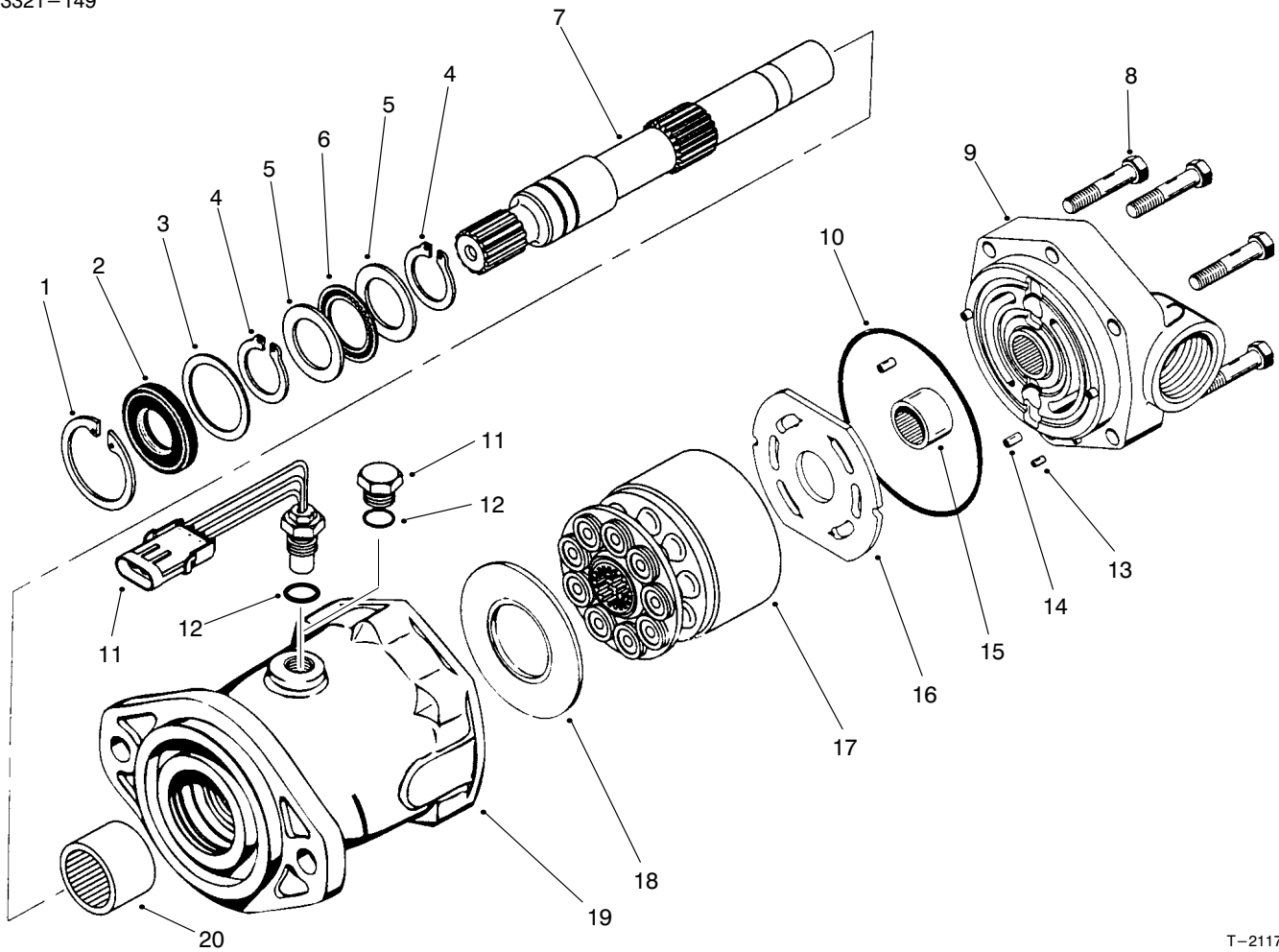
BRAKE ASM NO. 92-7414 RH & 92-7417 LH (Shown)

Ref. No.	Part No.	Description	No. Used
†1		Housing-Brake, LH	1
†*		Housing-Brake, RH	1
2	93-7977	Seal	1
3	93-7978	Rod-Pull	1
4	93-7983	Pin-Clevis	2
5	93-7980	Link	2
6	93-7979	Pin-Cotter, Hair	2

Ref. No.	Part No.	Description	No. Used
7	93-7986	Disc-Stationary	4
8	93-7981	Disc-Rotating	3
9	93-7976	Ring-Retaining	1
10	93-7984	Gasket	1
11	93-7982	Actuator	1
12	93-7987	Spring-Extension	3
13	93-7985	Ball	3

*Not Illustrated

†Not Serviced Separately



T-2117-2

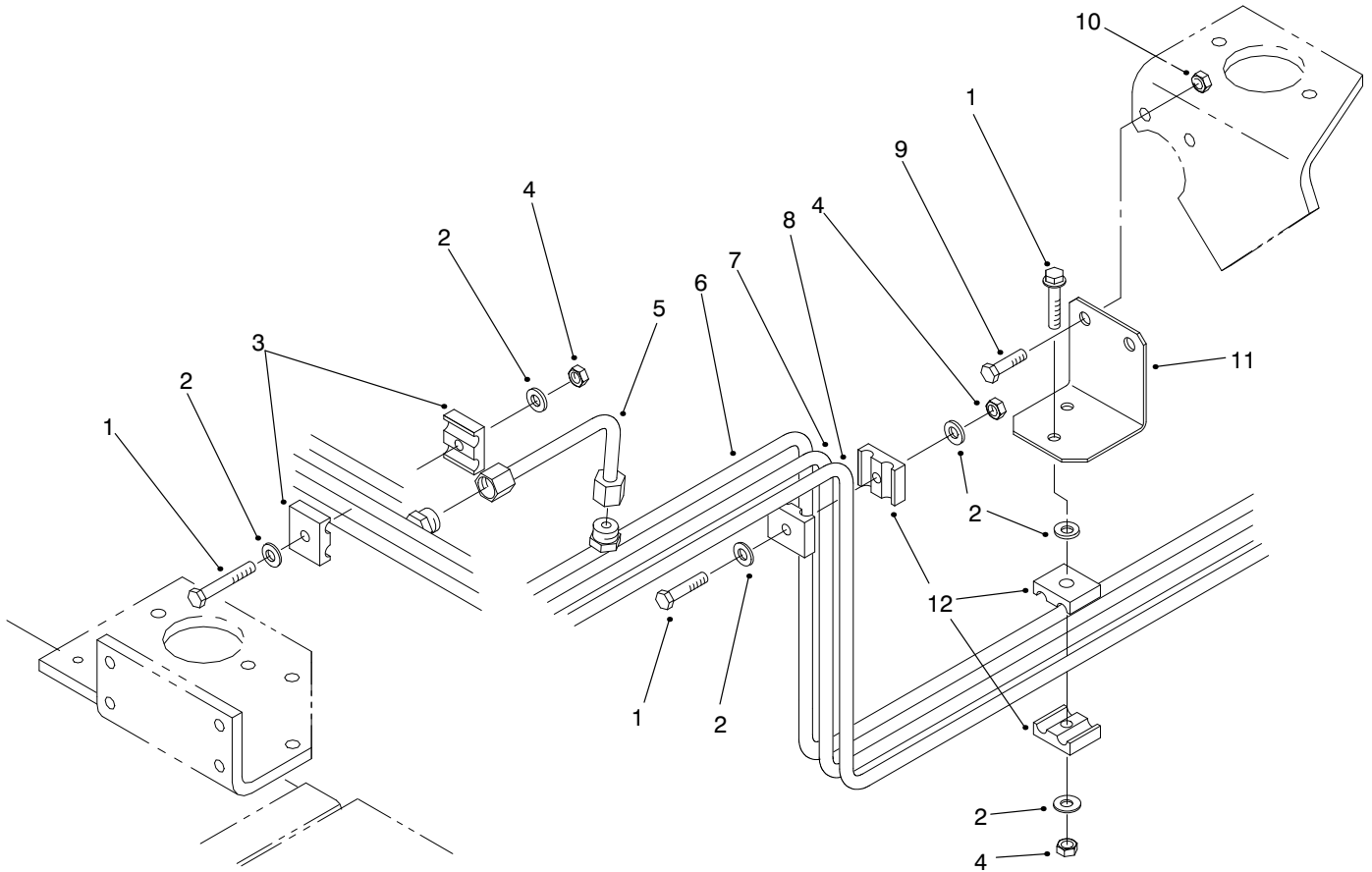
HYDRAULIC MOTOR ASM NO. 92-7385 RH & 93-7476 LH

Ref. No.	Part No.	Description	No. Used
1	76-7010	Ring-Retaining	1
2	94-3008	Seal-Shaft	1
3	94-3007	Washer	1
4	76-7000	Ring-Retaining	2
5	76-6950	Race-Thrust	2
6	76-6960	Bearing-Thrust	1
7	94-3004	Shaft-Drive, Splined	1
8	94-3002	Screw-HH	6
9	94-3005	Asm-Backplate (Incl. Ref. #13-15)	1
10	76-6980	O-Ring	1
†11	94-3009	Asm-Plug (Incl. Ref. #12)	1

Ref. No.	Part No.	Description	No. Used
‡11	94-3010	Sensor-Speed Pickup (Incl. Ref. #12)	1
12		O-Ring	1
13		Pin-Dowel	1
14		Pin-Dowel	3
15		Bearing-Needle	1
16	94-3003	Plate-Valve	1
17	76-6910	Kit-Rotating	1
18	76-6970	Insert-Camplate	1
19	94-3006	Housing (Incl. Ref. #20)	1
20		Bearing-Needle	1

† Used on 93-7385 RH Motor.

‡ Used on 93-7476 LH Motor.

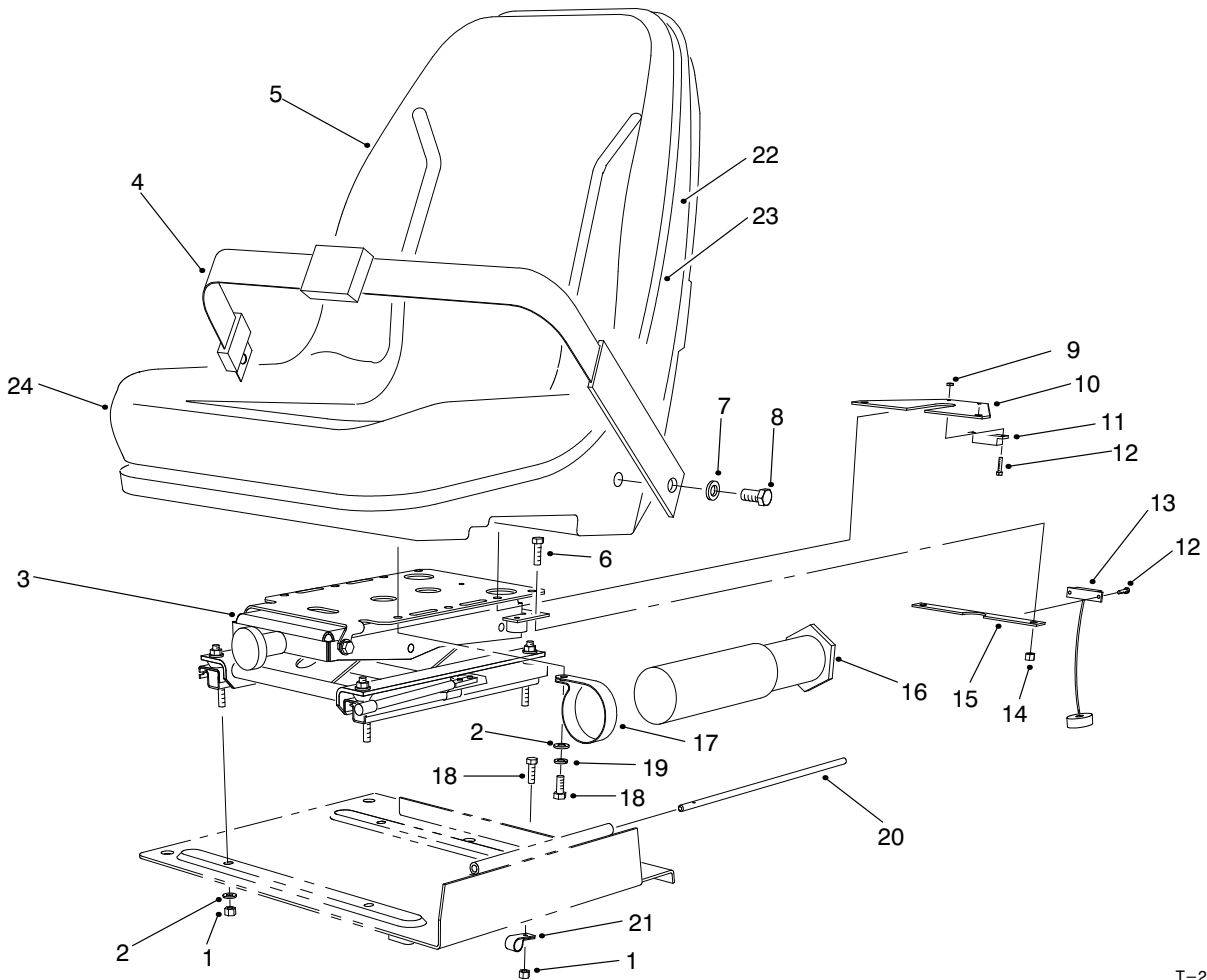


T-2365-1

HYDRAULIC TUBES & CLAMPS

Ref. No.	Part No.	Description	No. Used
1	322-7	Screw-HH	3
2	3256-23	Washer-Flat	7
3	56-7972	Clamp-Tube	2
4	3296-47	Nut-Lock	3
5	93-4206	Asm-Tube, Drain	1
6	92-7553	Asm-Tube, Rear Drain	1

Ref. No.	Part No.	Description	No. Used
7	92-7494	Asm-Tube, Rear Steering	1
8	92-7495	Asm-Tube, Rear Steering	1
9	323-6	Screw-HH	2
10	32128-21	Nut-Lock, HFH	2
11	94-2834	Bracket-Clamp	1
12	56-7973	Clamp-Tube	4

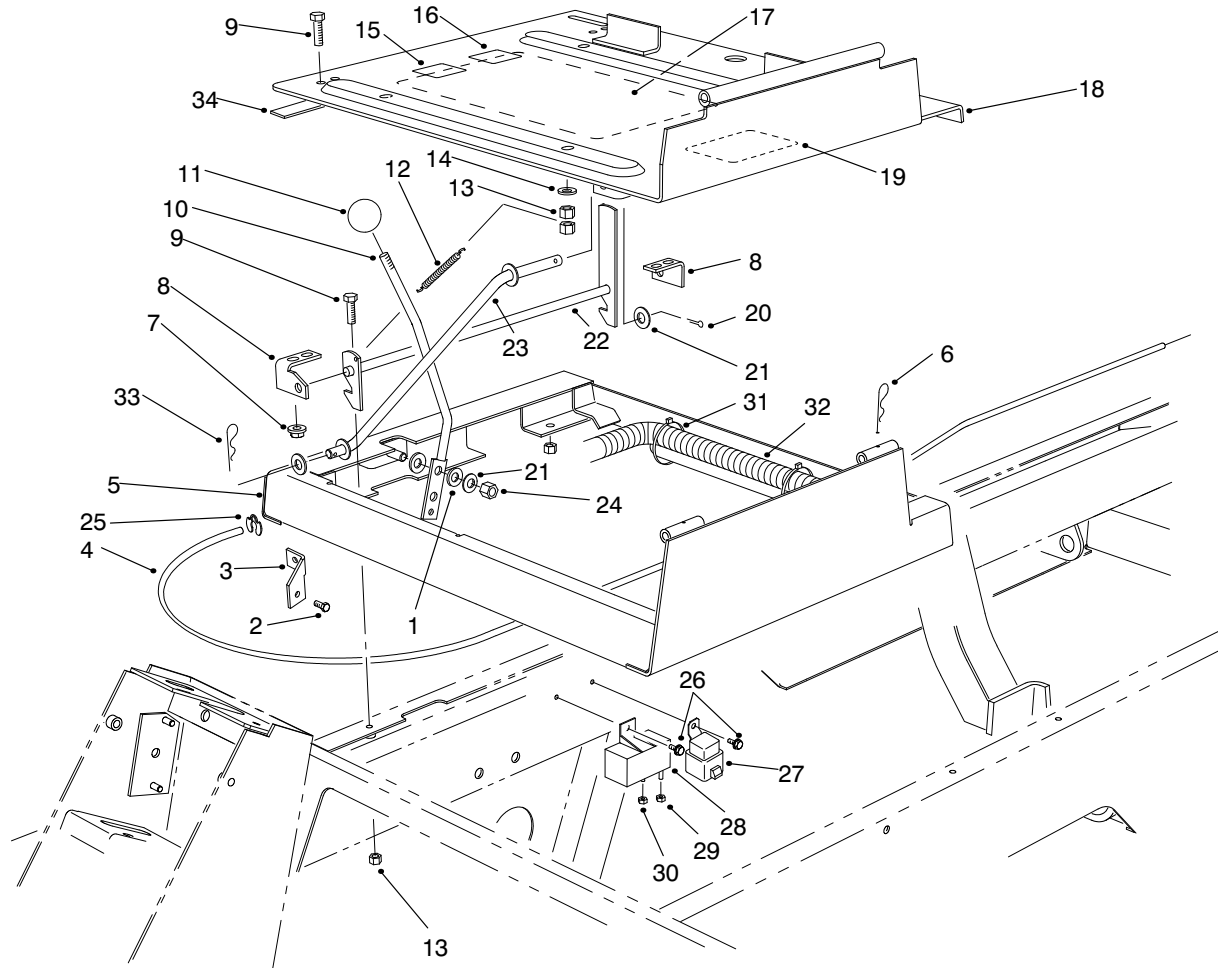


T-2064-2

SEAT FRAME & THROTTLE ASM

Ref. No.	Part No.	Description	No. Used
1	3296-29	Nut-Lock	5
2	3256-23	Washer-Flat	4
3		Suspension-Seat	1
4	21-4191	Asm-Seat Belt	1
5	92-1180	Asm-Seat (Incl. Ref. #22-24)	1
6	323-4	Screw-HH	2
7	3253-6	Washer-Lock	2
8	3212-4	Screw	2
9	3296-54	Nut-Lock	4
10	75-4370	Bracket-Seat	1
11	92-8753	Magnet-Switch, Reed	1
12	3250-29	Screw	4

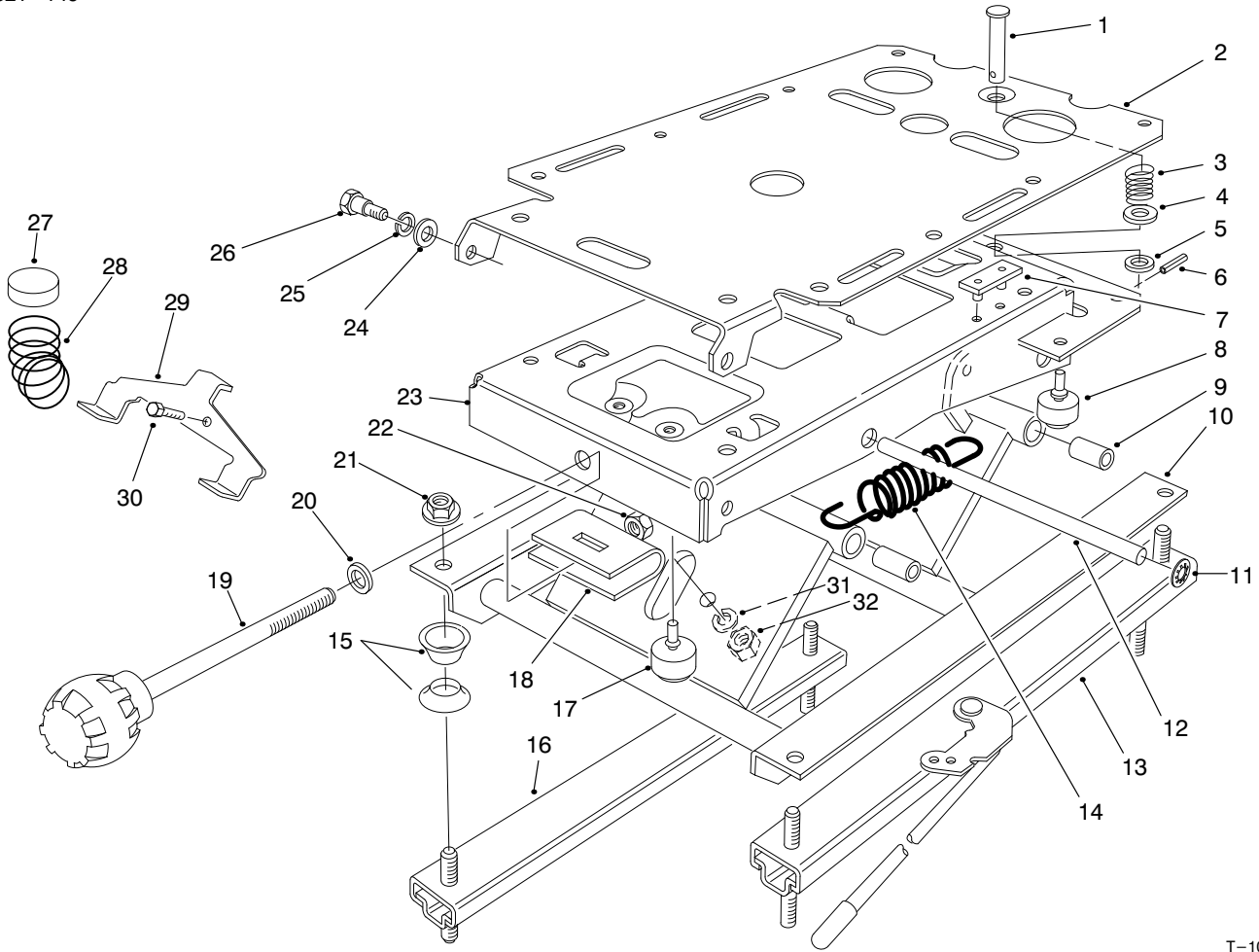
Ref. No.	Part No.	Description	No. Used
13	92-8001	Sensor-Switch, Reed	1
14	3296-39	Nut-Lock	2
15	75-4360	Bracket-Suspension, Seat	1
16	74-0720	Tube-Manual	1
17	2412-133	Clamp-R	2
18	322-3	Screw-HH	2
19	3253-4	Washer-Lock	4
20	75-3400	Shaft-Pivot, Seat	1
21	2412-93	Clamp-R	1
22	92-6534	Shell	1
23	351-78	Edging	1
24	92-6533	Kit-Cushion	1



T-2065-2

SEAT FRAME & THROTTLE ASM (Continued)

Ref. No.	Part No.	Description	No. Used	Ref. No.	Part No.	Description	No. Used
1	66-2920	Washer-Nylon	2	18	98-2350	Plate-Seat	1
2	49-2040	Screw-HH	1	19	98-8108	Decal-Rear Manifold Block	1
3	92-7396	Mount-Cable	1	19	94-2919	Decal-Rear Manifold (Japan)	1
4	92-7520	Cable-Throttle	1	20	3272-10	Pin-Cotter	1
5	98-2352	Frame-Seat	1	21	3256-24	Washer-Flat	3
6	3290-467	Pin-Cotter, Hair	1	22	98-2354	Latch-Seat	1
7	32128-25	Nut-Lock	4	23	75-3680	Rod-Seat	1
8	98-2353	Bracket-Latch, Seat	2	24	3296-39	Nut-Lock	1
9	322-3	Screw-HH	8	25	52-5910	Ring-Retaining	1
10	93-7598	Lever-Throttle	1	26	32144-10	Screw	2
11	233-42	Knob	1	27	70-1480	Relay	1
12	66-4190	Spring	1	28	76-5260	Relay-Glow Plug	1
13	3296-29	Nut-Lock	5	29	48-7880	Nut	1
14	3256-23	Washer-Flat	4	30	48-7890	Nut	1
15	63-9920	Decal-EEC 105 DBA	1	31	3290-378	Tie-Cable	2
16	85-6910	Decal-EEC 86 DBA	1	32	94-3090	Harness-Wire, Main	1
17	98-8110	Decal-Instructions, Clip	1	33	3290-307	Pin-Cotter, Hair	1
17	95-3477	Decal-Clip (Japan)	1	34	94-8146	Strip-Foam, Seat	1

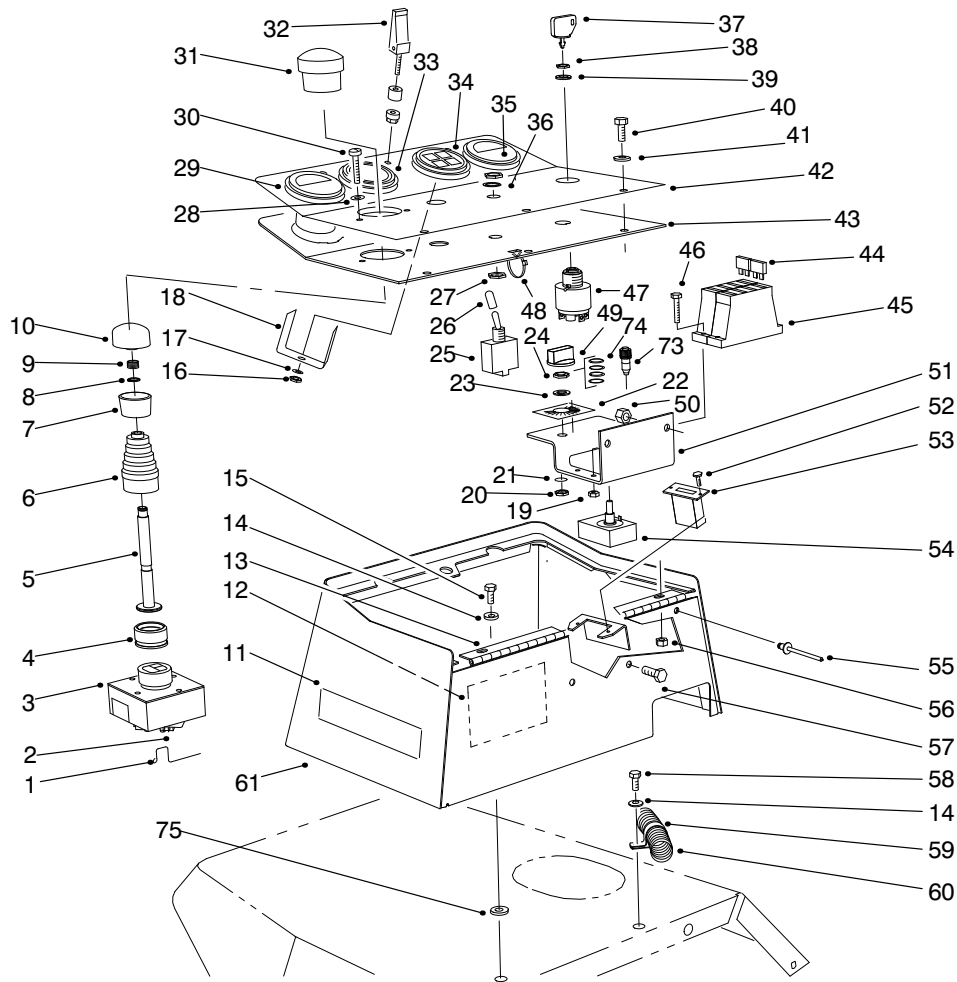


T-1031-1

SEAT SUSPENSION ASM

Ref. No.	Part No.	Description	No. Used
1	80-4860	Pin-Clevis	1
2	75-3580	Plate-Mounting, Seat	1
3	75-3530	Spring-Compression	1
4	3256-5	Washer-Flat	1
5	3256-24	Washer	1
6	75-3540	Pin-Roll	1
7	75-3550	Bumper-Seat	2
8	76-2940	Bumper-Rubber	2
9	76-1920	Bushing-Sleeve	4
10	66-8610	Weldment-Lower	1
11	66-8560	Nut-Push	4
12	76-1910	Shaft-Pivot	2
13	82-9060	Adjuster W/Handle	1
14	76-1940	Spring-Extension	2
15	66-9290	Spacer	6
16	66-8530	Adjuster	1

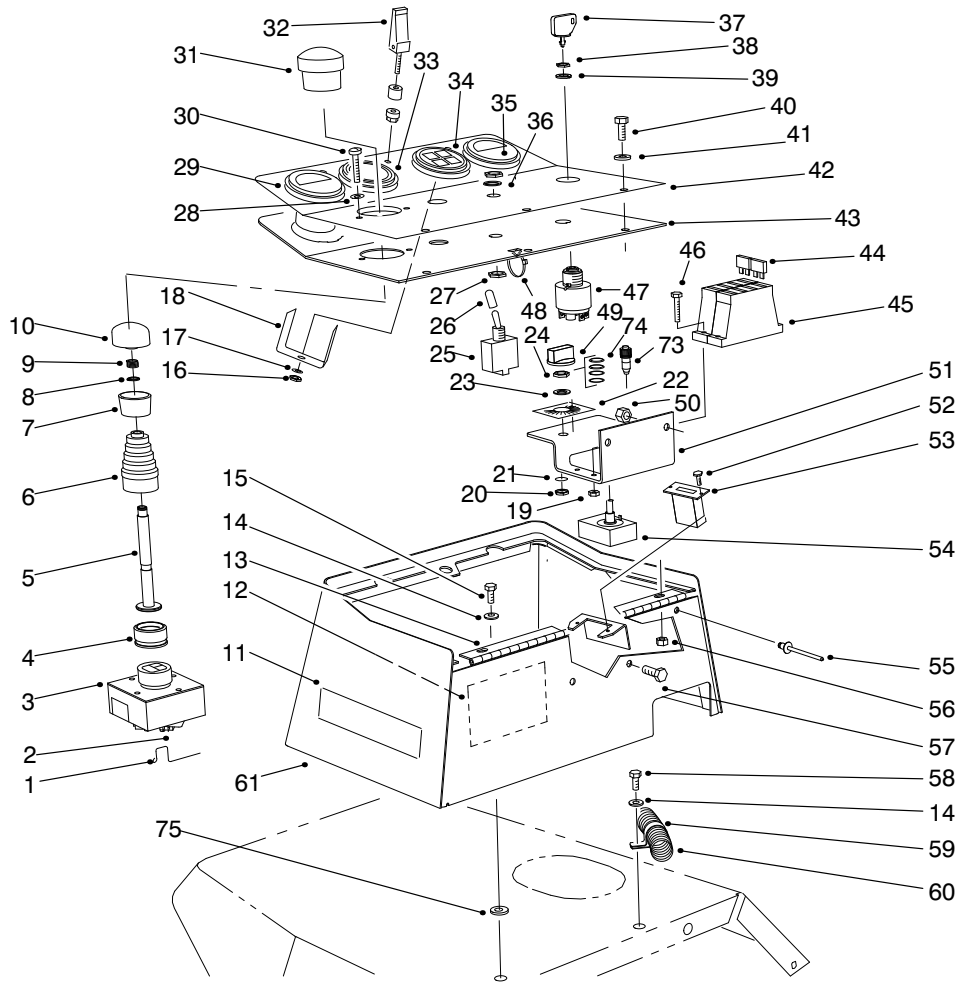
Ref. No.	Part No.	Description	No. Used
17	66-8520	Bumper-Down Stop	2
18	77-2870	Weldment-Hanger	1
19	76-1930	Knob-Tension Adjustment	1
20	3256-46	Washer-Flat	1
21	32128-26	Nut-Flange	4
22	3296-44	Nut-Lock	1
23	75-3480	Weldment-Upper	1
24	3256-26	Washer-Flat	2
25	3253-6	Washer-Lock	2
26	75-3510	Bolt-Shoulder	2
27	93-3164	Cap	2
28	93-3163	Spring	1
29	93-3165	Bracket	1
30	322-6	Screw-HH	1
31	3253-33	Washer-Lock	1
32	3217-6	Nut-Jam	1



T-2368-4

CONTROL CONSOLE ASM

Ref. No.	Part No.	Description	No. Used	Ref. No.	Part No.	Description	No. Used
1	94-2602	Actuator-Joystick	2	22	93-1268	Decal-HOC Selector	1
2	94-2601	Microswitch-Interlock	2	22	94-4582	Decal-HOC Selector (Japan)	1
3	93-9196	Joystick-6 Position (Incl. Ref. #1-3, 6 & 10)	1	23	3254-6	Washer-Lock	1
4	94-3045	Collar-Interlock (Europe)	1	24	3220-24	Nut-Lock	1
5	94-3046	Interlock (Europe)	1	25	75-1010	Switch (Incl. Ref. #27, 36 & 64-65)	3
6	94-2600	Boot	2	26	94-2613	Sleeve-Switch, Red	1
7	94-3055	Cap-Lower, Joystick (Europe)	1	27	218-498	Nut-Hex.	6
8	94-3056	Snapping-Joystick (Europe)	1	28	3256-75	Washer-Flat	4
9	94-3057	Spring-Compression (Europe)	1	29	93-8497	Gauge-Fuel (Incl. Ref. #60-63)	1
10	3290-489	Knob-Cap Style	1	30	60-6500	Screw-Pan Hd.	4
10	94-3058	Cap-Upper, Joystick (Europe)	1	31	3290-489	Knob-Control, Lift	1
11	93-6689	Decal-No Riders	1	32	74-5950	Latch-Swell	1
11	84-3420	Decal-No Riders (Japan)	1	33	93-7484	Light-Warning Bank (Incl. Ref. #16-18 & 62-63)	1
12	94-6349	Decal-Fuse	1	34	93-7483	Light-Warning Bank (Incl. Ref. #16-18 & 62-63)	1
12	94-3091	Decal-Fuse (Japan)	1	35	76-9060	Gauge-Temperature (Incl. Ref. #64-65)	1
13	75-5780	Hinge-Cover	1	36	218-589	Washer-Lock	3
14	3256-23	Washer-Flat	3	37	63-8360	Key-Ignition	1
15	322-3	Screw-HH	3	38	218-447	Nut-Hex	1
16	3217-26	Nut	1	39	218-446	Washer-Lock	1
17	3254-1	Washer-Lock	1	40	3258-166	Screw	3
18		Clamp	1	41	3256-1	Washer-Flat	3
19	3296-2	Nut-Lock	4	42	93-1260	Decal-Console	1
20		Nut-Lock	1				
21		Washer-Lock	1				



T-2368-4

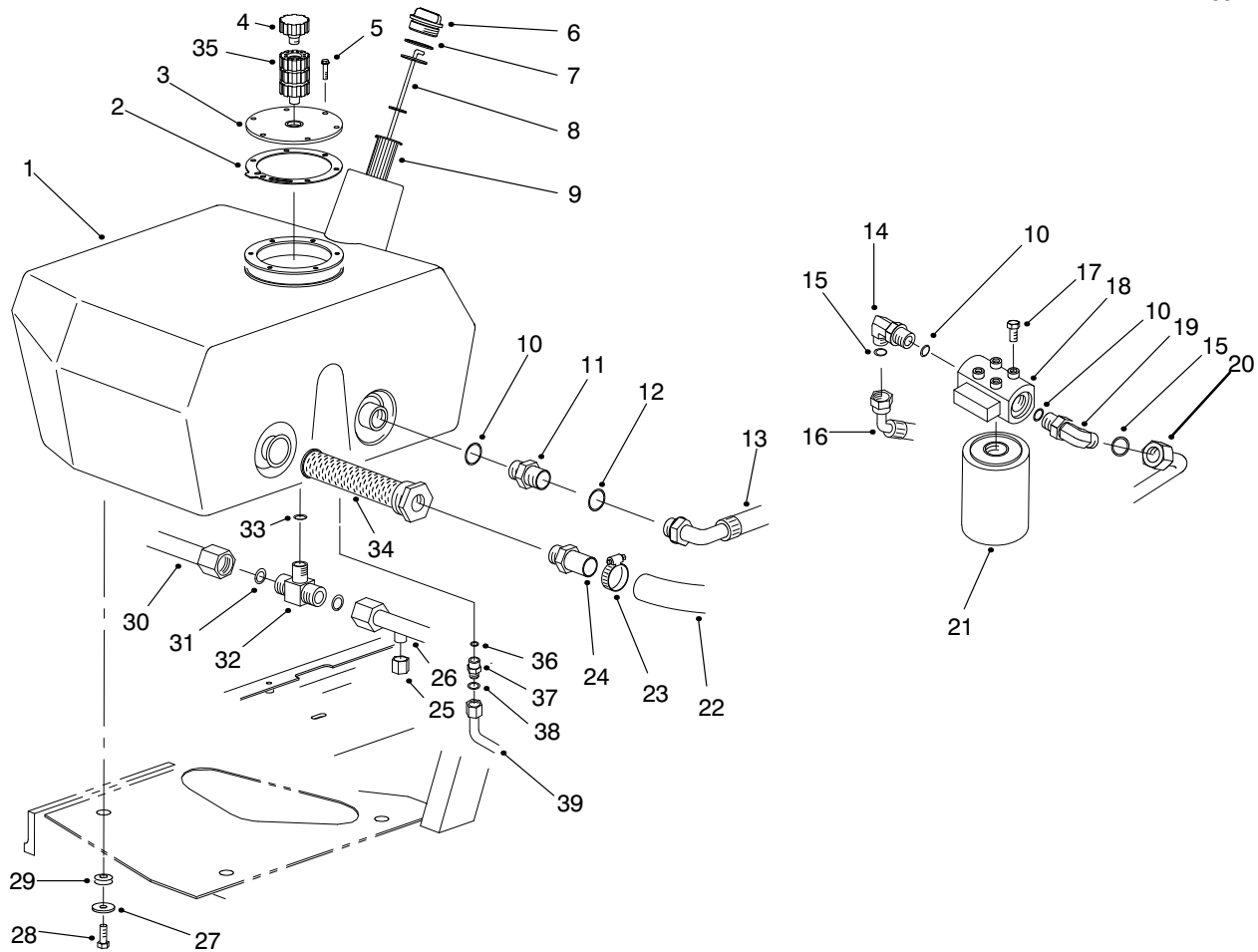
CONTROL CONSOLE ASM (Continued)

Ref. No.	Part No.	Description	No. Used
42	94-4581	Decal-Console (Japan)	1
43	94-1401	Cover-Box, Control	1
†44	94-6710	Fuse-2A	1
†*	218-574	Fuse-7.5A	1
*	218-578	Fuse-10A	4
*	218-581	Fuse-15A	1
*	218-594	Fuse-20A	1
†45	67-7160	Block-Fuse	2
46	32105-13	Screw-HH	4
47	27-2360	Switch-Ignition (Incl. Ref. #38 & 39)	1
48	3290-378	Tie-Cable	2
49	85-4480	Knob	1
50	3296-42	Nut-Lock	2
51	93-7587	Bracket-Fuse Block	1
52	32144-18	Screw-HWH	2
53	75-6820	Hour Meter	1
54	85-4470	Potentiometer (Incl. Ref. #23 & 24) Note: Replacement of this part requires recalibration of electronic controller by	1

Ref. No.	Part No.	Description	No. Used
		distributor after installation.	
55	93-8744	Rivet-Pop	3
56	32128-33	Nut-Lock	3
57	321-39	Screw-HH	2
58	322-5	Screw-HH	1
59	2412-126	Clamp-R	1
60	94-3090	Harness-Wire, Main	1
60	92-7632	Harness-Wire, RM6700D	1
61	75-5740	Box-Control	1
*62	87-6270	Socket-Light	4
*63	219-17	Bulb	4
*64	3217-25	Nut-Hex.	2
*65	3253-15	Washer-Lock	2
*66	3217-29	Nut-Hex.	6
*67	3255-24	Washer-Lock, Ext. Tooth	3
*68	3219-14	Nut-Hex.	8
*69	3253-2	Washer-Lock	5
†73	85-4491	Lamp-Diagnostic	1
74	237-7	O-Ring	4
75	66-2920	Washer	3
*	94-6343	Decal-Wire Ident. #1	1
*	94-6344	Decal-Wire Ident. #2	1

*Not Illustrated

† Included in main wire harness.

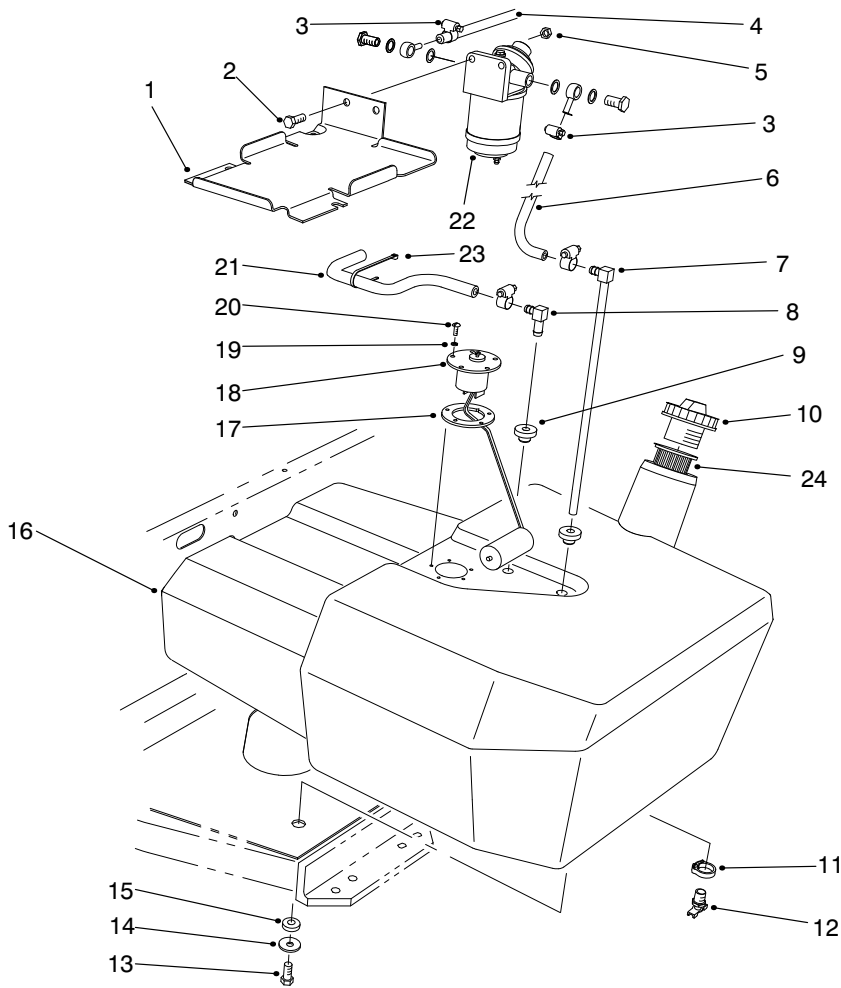


T-2067-1

HYDRAULIC FILTER & RESERVOIR ASM

Ref. No.	Part No.	Description	No. Used
1	93-7488	Tank-Hydraulic	1
2	93-7499	Gasket-Flange	1
3	93-7588	Cover-Tank	1
4	68-6150	Breather-Air	1
5	33104-020	Screw-HHF	6
6	93-7498	Plug-Plastic	1
7	94-8166	O-Ring	1
8	75-3710	Dipstick	1
9	61-2790	Filter-Screen	1
10	237-81	O-Ring	3
11	340-9	Fitting-Hydraulic (Incl. Ref. #10 & 12)	1
12	237-58	O-Ring	1
13	92-7489	Hose-Return	1
14	340-139	Fitting-Elbow 90° (Incl. Ref. #10 & 15)	1
15	237-65	O-Ring	2
16	92-7490	Hose-Filter	1
17	3234-1	Screw	2
18	94-2620	Head-Filter (Incl. Ref. #21)	1
19	340-142	Fitting-Hydraulic 90° (Incl. Ref. #10 & 15)	1

Ref. No.	Part No.	Description	No. Used
20	92-7493	Hose-Filter	1
21	94-2621	Element	1
22	92-7465	Hose-Suction	1
23	2412-111	Clamp	1
24	92-7525	Fitting-Hose	1
25	92-7551	Cap-Fitting	1
26	94-1446	Tube-Drain	1
27	63-8410	Washer-Flat	3
28	33105-025	Screw-HHF	3
29	240-11	Grommet	3
30	92-7478	Tube-Motor, RH	1
31	237-30	O-Ring	2
32	340-157	Fitting-Tee (Incl. Ref. #31 & 33)	1
33	237-79	O-Ring	1
34	92-7527	Strainer-Suction	1
35	92-8020	Adapter-Breather	3
36	237-42	O-Ring	1
37	340-2	Adapter (Incl. Ref. #36 & 38)	1
38	237-22	O-Ring	1
39	94-1447	Tube-Steering, Return	1



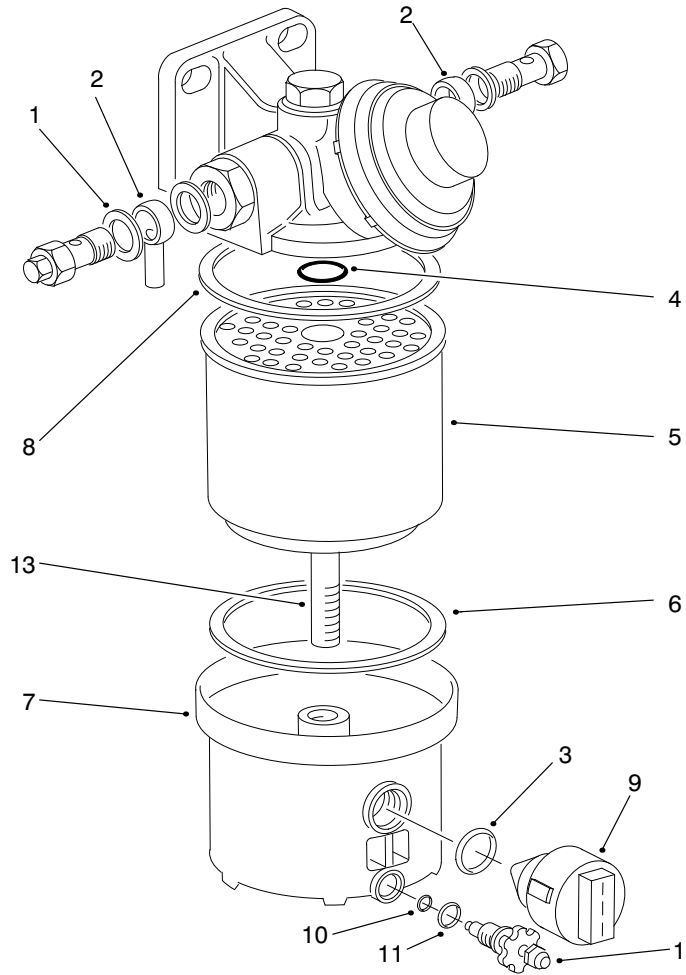
T-2068-1

FUEL TANK & FILTER ASM

Ref. No.	Part No.	Description	No. Used
1	93-7974	Plate-Box, Battery	1
2	33105-030	Screw-HHF	2
3	2412-108	Clamp-Hose	4
4	63-7627	Hose-Fuel	1
5	33005-00	Nut-HF	2
6	92-7522	Hose-Fuel	1
7	66-8121	Standpipe	1
8	46-6550	Fitting-Connector	1
9	46-6560	Bushing	2
10	93-3102	Cap-Fuel, Diesel	1
11	2412-36	Clamp-Drain	1
12	304-46	Fitting-Drain	1
13	33105-025	Screw-HHF	3

Ref. No.	Part No.	Description	No. Used
14	63-8410	Washer-Flat	3
15	240-11	Grommet	3
16	92-7422	Tank-Fuel (Incl. Ref. #11 & 12)	1
17	62-7650	Gasket	1
18	63-7640	Sender-Fuel	1
19	3253-15	Washer-Lock	5
20	32122-24	Screw	5
21	92-7521	Hose-Fuel	1
†22	76-5300	Asm-Filter, Fuel	1
23	3290-378	Tie-Cable	3
24	61-2790	Filler-Screen	1

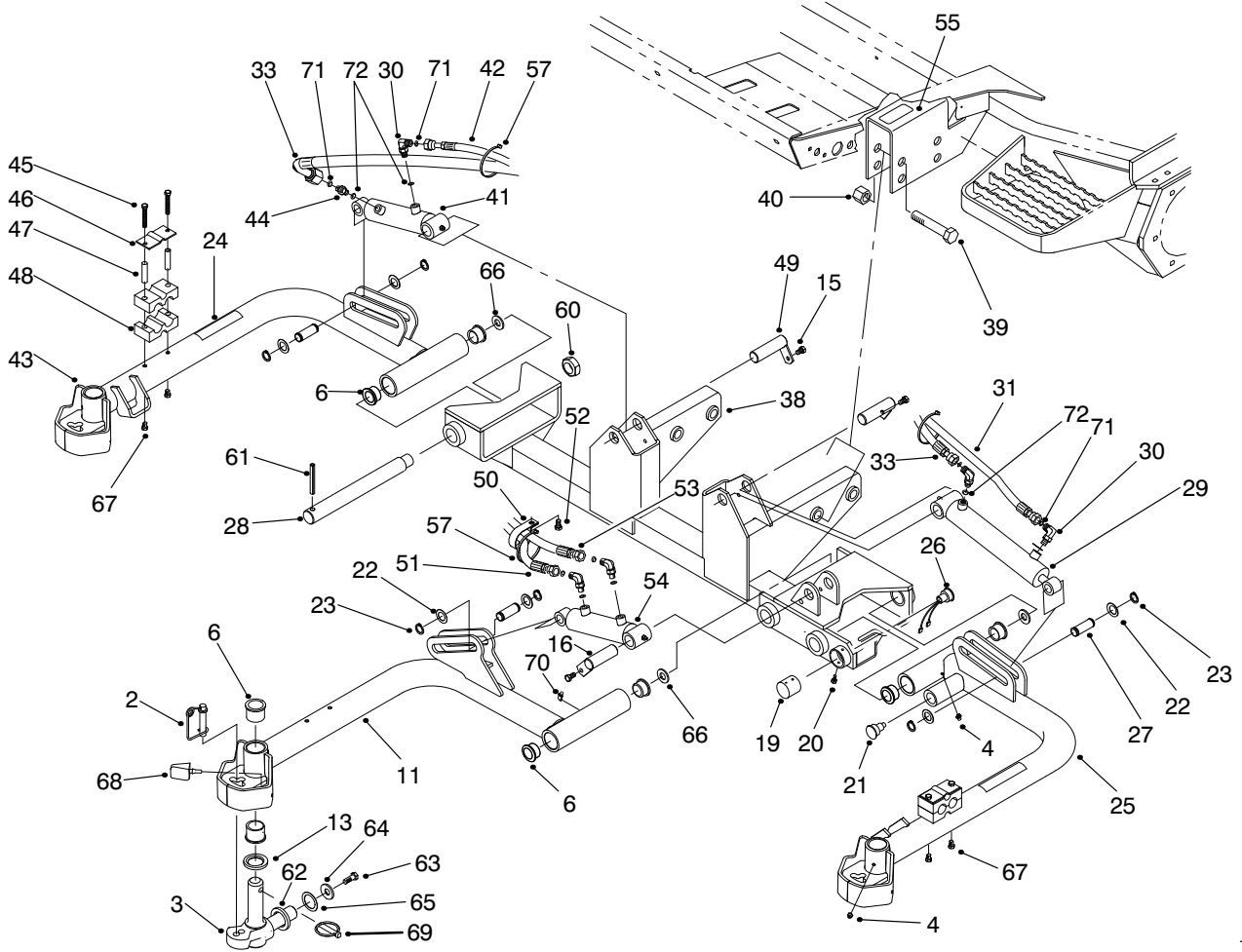
†Furnished with engine.



T-0966-2

FUEL FILTER ASM NO. 76-5300

Ref. No.	Part No.	Description	No. Used	Ref. No.	Part No.	Description	No. Used
1	76-5180	Washer-Copper	4	9	76-5320	Sensor-Water (Incl. Ref. #3)	1
2	76-5190	Fitting-Adjustable	2	10	94-8027	O-Ring	1
3	94-8025	O-Ring	1	11	94-8028	O-Ring	1
4		O-Ring	1	12	94-8026	Asm-Vent (Incl. Ref. #10 & 11)	1
5	76-5220	Element-Filter (Incl. Ref. #4, 6 & 8)	1	13		Bolt	1
6		Seal-Gasket	1				
7		Cap-Filter, Fuel	1				
8		Seal-Gasket	1				

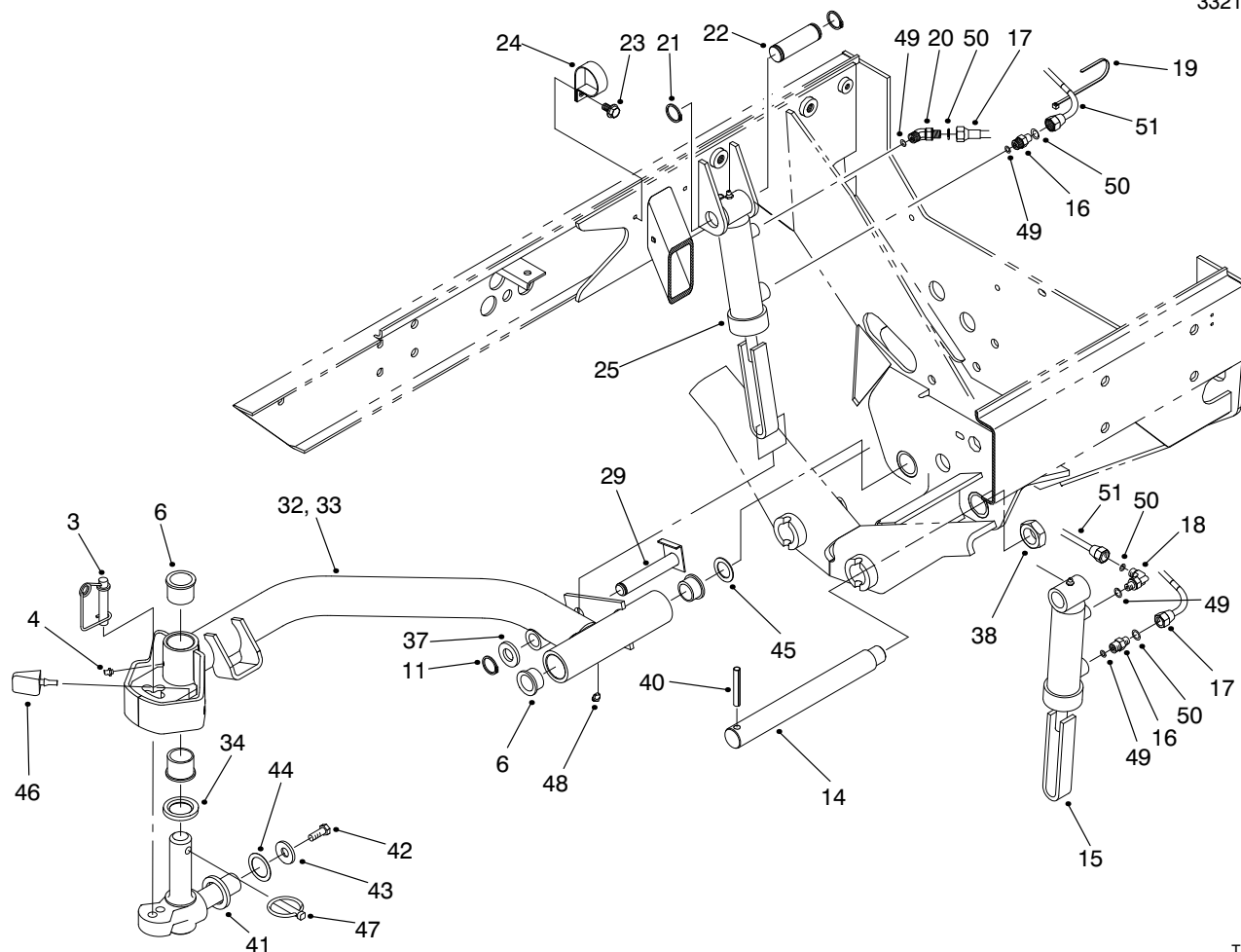


T-2986

FRONT LIFT ARMS ASM – NO. 1, 4 & 5

Ref. No.	Part No.	Description	No. Used
2	93-9161	Pin	3
3	98-1880	Knuckle-Pivot	3
4	302-5	Fitting-Grease	5
6	94-8947	Bushing-Flange	12
11	99-2551	Asm-Arm, Lift No. 1 (Incl. Ref. #4, 6, 68 & 70)	1
13	94-8946	Washer	3
15	32144-14	Screw-HWHTF	3
16	83-6970	Pin-Cylinder, Short	1
19	75-6370	Cap-Sensor	1
20	32104-76	Screw-TAP	2
21	92-8754	Magnet-Switch, Reed	1
22	94-9998	Washer-Thrust	6
23	94-9974	Ring-Retaining	6
24	93-6687	Decal-No Step	2
24	94-4584	Decal-Warning, Japan	2
25	99-2554	Arm-Lift No. 4 (Incl. Ref. #4, 6, 68 & 24)	1
26	92-8002	Sensor-Switch, Reed	1
27	75-5350	Pin-Slide, Cylinder	3
28	95-7158	Pin-Pivot	3
29	98-8811	Cylinder-Hydraulic No. 4	1
30	340-132	Fitting-90° (Incl. Ref. #71 & 72)	5
31	82-6490	Hose	1
33	75-5890	Hose	1
38	95-7184	Asm-Frame, Carrier	1
39	328-7	Screw-HH	4
40	3296-51	Nut-Lock	4
41	98-8069	Cylinder-Hydraulic No. 5	1

Ref. No.	Part No.	Description	No. Used
42	92-7564	Asm-Hose	1
43	99-2555	Arm-Lift No. 5 (Incl. Ref. #4, 6, 68 & 24)	1
44	340-92	Fitting-Straight (Incl. Ref. #71 & 72)	1
45	60-6700	Screw-HH	6
46	93-7961	Clamp-Drain, Case	3
47	93-7960	Spacer	6
48	82-8170	Clamp	6
49	83-6780	Pin-Cylinder	2
50	2412-96	Clamp-R	1
51	92-7565	Asm-Hose	1
52	322-4	Screw-HH	1
53	92-7562	Asm-Hose	1
54	93-2650	Cylinder-Hydraulic No.1	1
55	93-6693	Decal-Plate, Floor	1
57	3290-378	Tie-Cable	3
60	3296-49	Nut-Lock	3
61	32121-110	Pin-Spring	3
62	98-7974	Washer-Thrust	3
63	98-7993	Screw-Flange Head	3
64	3256-6	Washer-Flat	3
65	3-6781	Washer-Thrust	3
66	76-2980	Washer-Thrust	3
67	33114-010	Screw-HH	4
68	98-9976	Bumper	6
69	283-71	Pin-Lynch	3
70	302-60	Fitting-Grease 90°	1
71	237-21	O-Ring	6
72	237-78	O-Ring	6

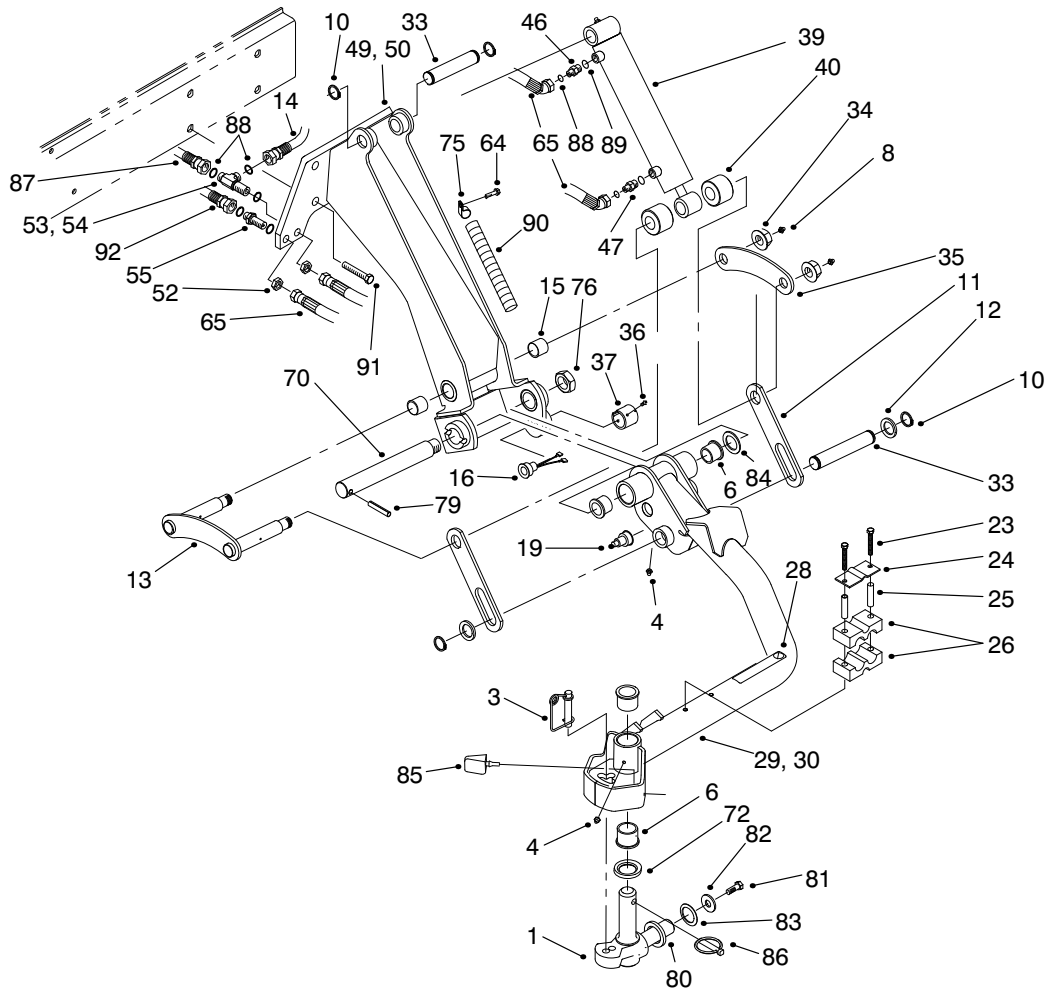


T-2987

REAR LIFT ARM ASM – NO. 2 & 3

Ref. No.	Part No.	Description	No. Used
1	98-1880	Knuckle-Pivot	2
3	93-9161	Pin	2
4	302-5	Fitting-Grease	2
6	94-8947	Bushing-Flange	8
11	94-9974	Ring-Retaining	2
14	95-7158	Pin-Pivot	2
15	98-8813	Cylinder-Hyd. No. 2	1
16	340-92	Fitting-Hydraulic (Incl. Ref. #49 & 50)	2
17	92-7636	Asm-Hose	1
18	340-132	Fitting-Hydraulic 90° (Incl. Ref. #49 & 50)	1
19	3290-378	Tie-Cable	2
20	340-103	Fitting-Hydraulic 45° (Incl. Ref. #49 & 50)	1
21	32151-36	Ring-Retaining	4
22	92-7548	Pin-Cylinder	2
23	32144-11	Screw-Self Tapping	1
24	2412-96	Clamp-R	1
25	98-8812	Cylinder-Hyd. No. 3	1

Ref. No.	Part No.	Description	No. Used
29	92-7456	Pin	2
32	99-2553	Lift Arm-#3 (Incl Ref. #4, 6, 46 & 48)	1
33	99-2552	Lift Arm-#2 (Incl Ref. #4, 6, 46 & 48)	1
33	94-8946	Washer-PM	2
37	67-6570	Spacer-Wheel	2
38	3296-49	Nut-Lock	2
40	33104-010	Screw-HH	2
41	98-7974	Washer-Thrust	2
42	98-7993	Screw-Flange Head	2
43	3256-6	Washer-Flat	2
44	3-6781	Washer-Thrust	2
45	76-2980	Washer-Thrust	2
46	98-9976	Bumper	4
47	283-71	Pin-Lynch	2
48	302-11	Fitting-Grease	2
49	237-78	O-Ring	4
50	237-21	O-Ring	4
51	92-7638	Asm-Hose	1



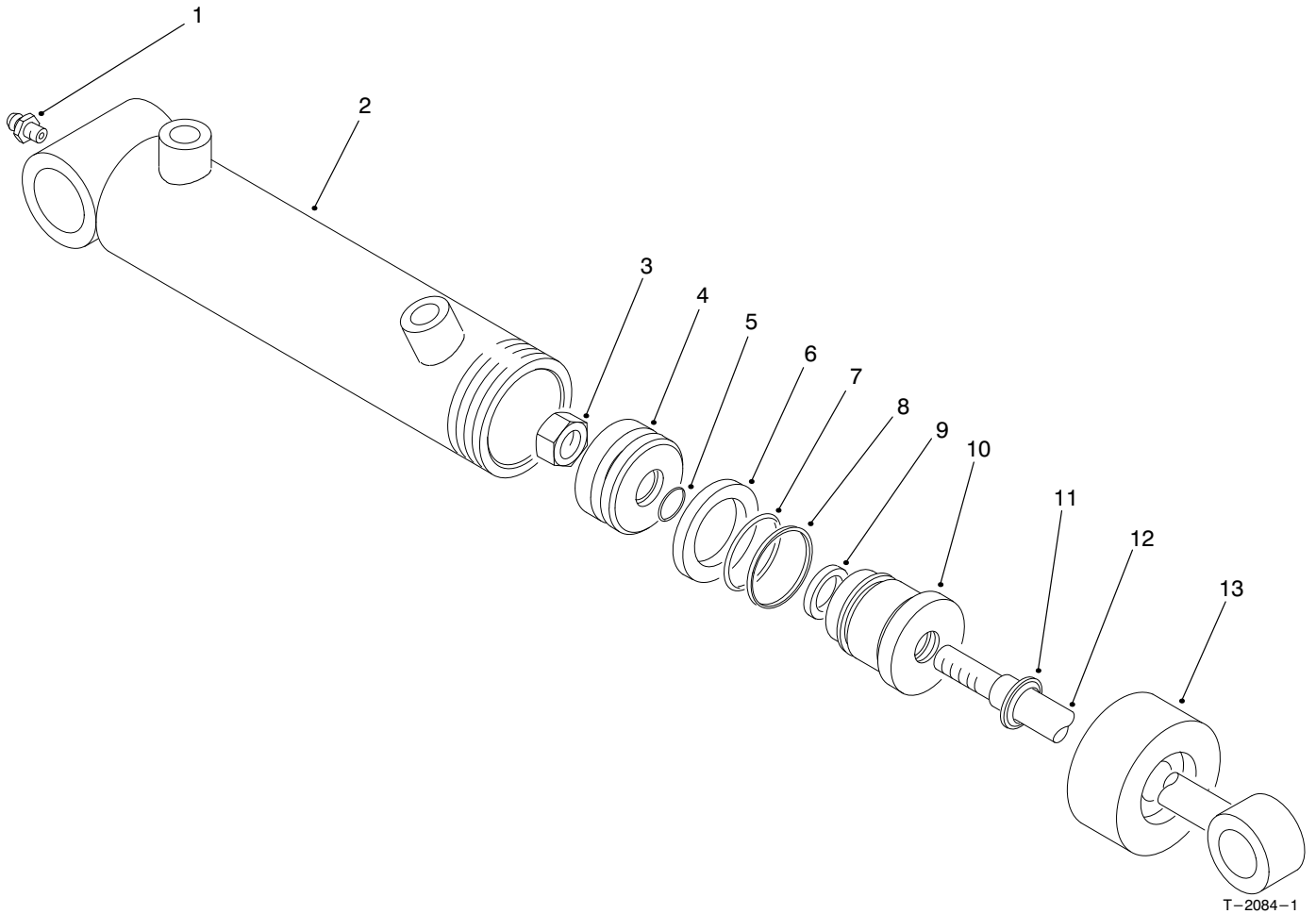
T-2988

WING LIFT ARM ASM-NO. 6 & 7

Ref. No.	Part No.	Description	No. Used
1	92-7637	Asm-Hose	1
3	93-9161	Pin	2
4	302-5	Fitting-Grease	4
6	94-8947	Bushing-Flange	8
8	302-2	Fitting-Grease	4
10	32151-36	Ring-Retaining	8
11	93-2704	Link-Lift	4
12	256-115	Washer-Thrust	4
13	98-8823	Link-Welded	2
14	92-7637	Asm-Hose	1
15	67-1750	Bushing-Axle	4
16	92-8002	Sensor-Switch, Reed	2
19	92-8754	Magnet-Switch, Reed	2
23	60-6700	Screw-HH	4
24	93-7961	Clamp-Drain, Case	2
25	93-7960	Spacer	4
26	82-8170	Clamp	4
28	93-6687	Decal-No Step	2
28	94-4584	Decal-Warning (Japan)	2
29	99-2556	Asm-Arm, Lift No. 6 (Incl. Ref. #4, 6, 28 & 85)	1
30	99-2557	Asm-Arm, Lift No. 7 (Incl. Ref. #4, 6, 28 & 85)	1
33	93-2699	Pin	4
34	33029-00	Nut-Lock	4
35	98-8821	Link-Rear	2
36	32104-76	Screw-TAP	4
37	75-6370	Cap-Sensor	2
39	93-2631	Cylinder-Lift	2
40	93-2700	Roller-Plastic	4
46	340-92	Fitting-Straight (Incl. Ref. #88 & 89)	2

Ref. No.	Part No.	Description	No. Used
47	94-1449	Fitting-Valve, Restrictor (Incl. Ref. #88 & 89)	2
49	98-2427	Asm-Support, Arm	1
50	98-2426	Asm-Support, Arm	1
52	340-78	Nut-Bulkhead	4
53	340-75	Fitting-Bulkhead, Tee LH (Incl. Ref. #88)	1
54	94-1443	Fitting-Bulkhead, 90° RH (Incl. Ref. #88)	1
55	94-1444	Fitting-Bulkhead, Straight (Incl. Ref. #88)	2
64	32144-11	Screw-TAP	6
65	92-7643	Asm-Hose	4
70	98-8826	Pin-Pivot	2
72	94-8946	Washer-PM	2
75	2412-93	Clamp-R	6
76	3296-49	Nut-Lock	2
79	32121-110	Pin-Spring	2
80	98-7974	Washer-Thrust	2
81	98-7993	Screw-HFH	2
82	3256-6	Washer-Flat	2
83	3-6781	Washer-Thrust	2
84	76-2980	Washer-Thrust	2
85	98-9976	Bumper	4
86	283-71	Pin-Lynch	2
87	92-7640	Asm-Hose	1
88	237-21	O-Ring	14
89	237-78	O-Ring	4
90	92-7632	Harness-Wire, RM6700D	1
91	33108-035	Screw-HHF	6

*Not Illustrated



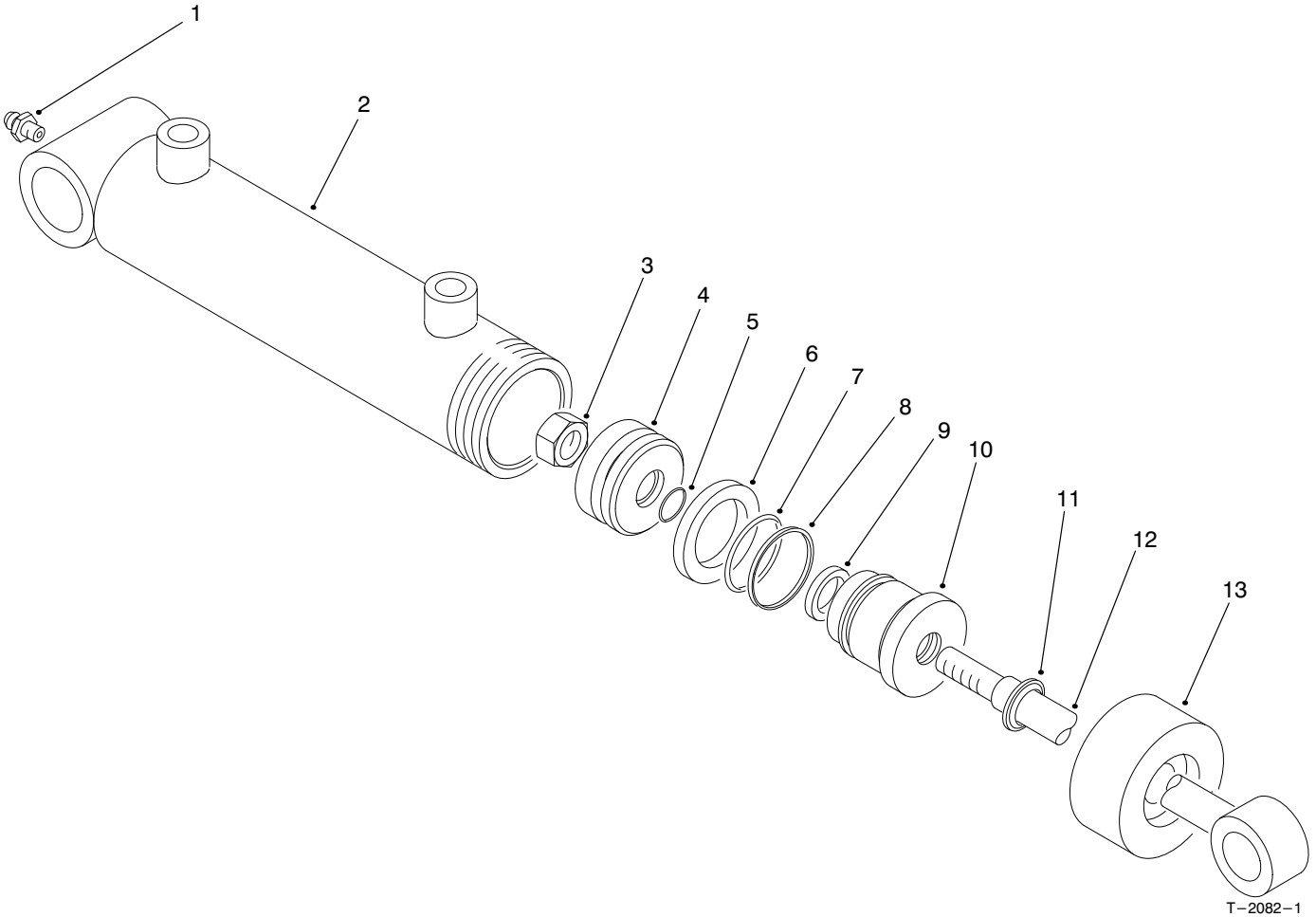
T-2084-1

HYDRAULIC LIFT CYLINDER NO. 1 (93-2650)

Ref. No.	Part No.	Description	No. Used
1	302-5	Fitting-Grease	1
†2		Asm-Barrel	1
3	32152-10	Nut-Lock	1
4	70-2780	Piston	1
†5		O-Ring	1
†6		Seal-Special	1
†7		O-Ring	1
†8		Backup	1

Ref. No.	Part No.	Description	No. Used
†9		Seal-Rod	1
10	93-7990	Head	1
†11		Seal-Dust	1
12	94-2644	Shaft With Clevis	1
13	93-7991	Collar	1
*	86-7330	Kit-Seal Repair (Incl. Ref. #5-9, & 11)	1

† Not Serviced Separately.
*Not Illustrated



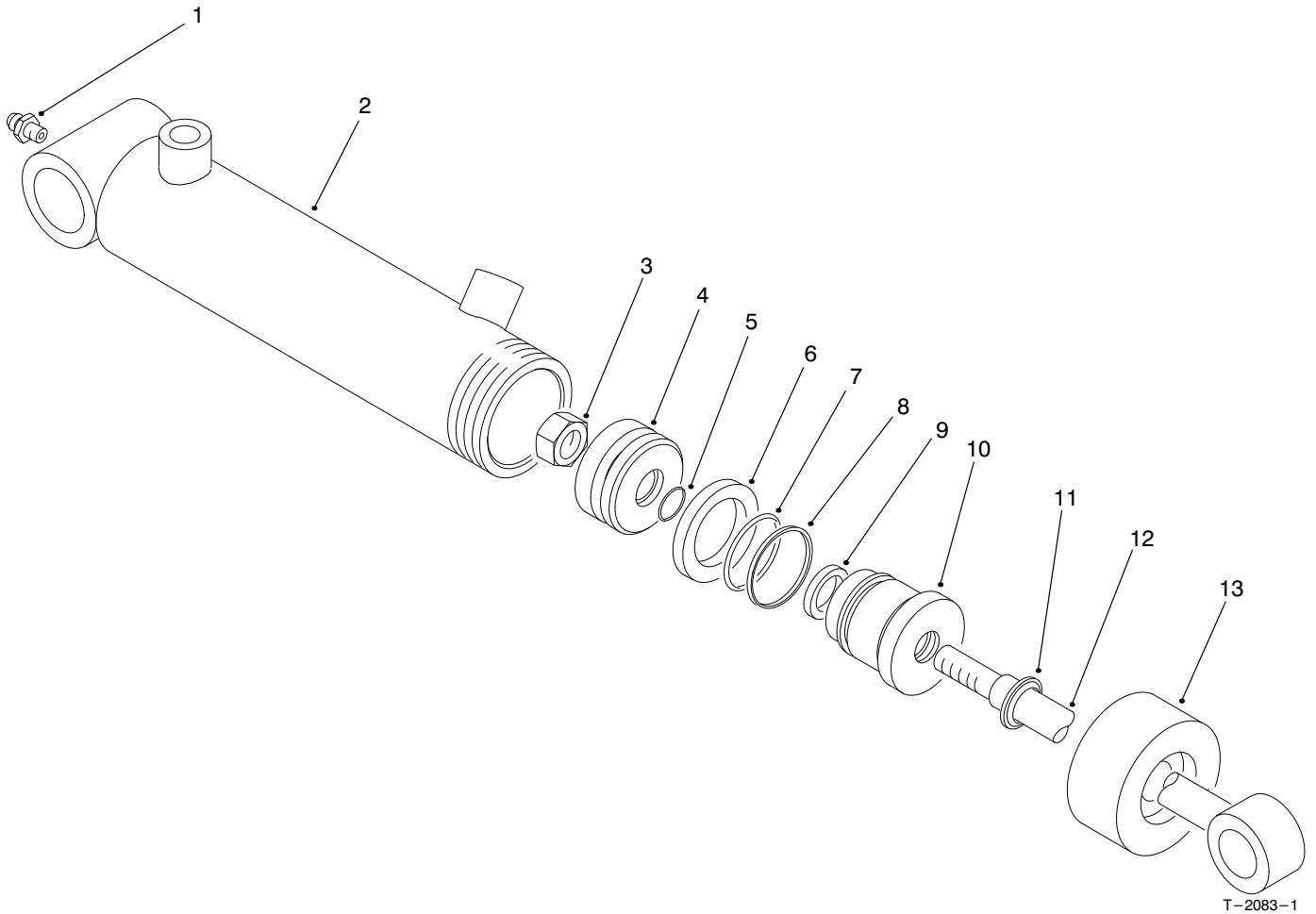
HYDRAULIC LIFT CYLINDER NO. 4 (98-8811)

Ref. No.	Part No.	Description	No. Used
1	302-5	Fitting-Grease	1
†2		Asm-Barrel	1
3	32152-10	Nut-Lock	1
4	70-2780	Piston	1
†5		O-Ring	1
†6		Seal-Special	1
†7		O-Ring	1
†8		Backup	1

Ref. No.	Part No.	Description	No. Used
†9		Seal-Rod	1
10	98-7353	Head	1
†11		Seal-Dust	1
12	75-2120	Shaft With Clevis	1
13	93-7991	Collar	1
*	86-7330	Kit-Seal Repair (Incl. Ref. #5-9, & 11)	1

†Not Serviced Separately.

*Not Illustrated



T-2083-1

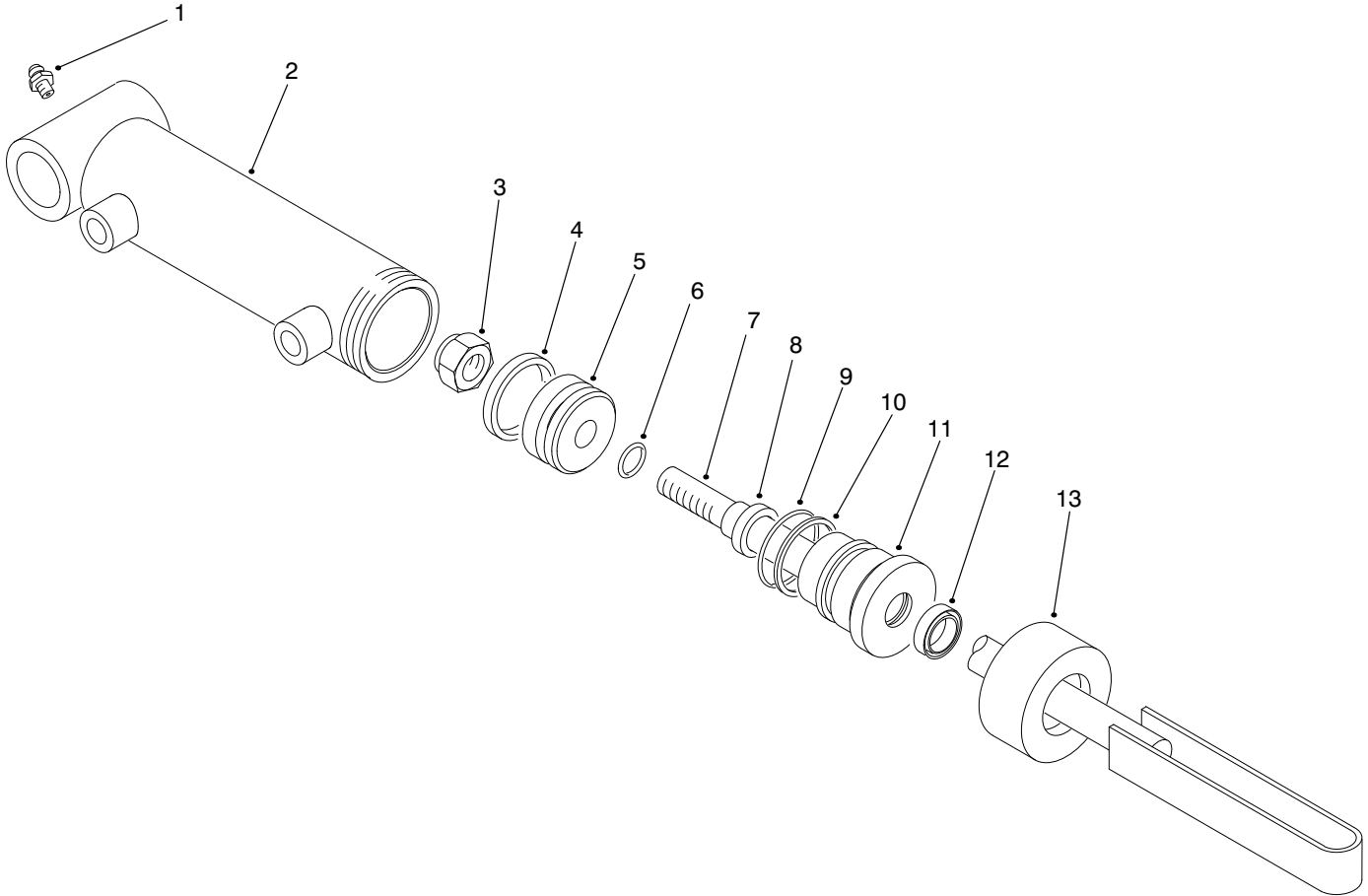
HYDRAULIC LIFT CYLINDER NO. 5 (98-9069)

Ref. No.	Part No.	Description	No. Used
1	302-5	Fitting-Grease	1
†2		Asm-Barrel	1
3	32152-10	Nut-Lock	1
4	84-1710	Piston	1
†5		O-Ring	1
†6		Seal-Special	1
†7		O-Ring	1
†8		Backup	1

Ref. No.	Part No.	Description	No. Used
†9		Seal-Rod	1
10	98-7354	Head	1
†11		Seal-Dust	1
12	84-1740	Shaft With Clevis	1
13	93-7994	Collar	1
*	84-1760	Kit-Seal Repair (Incl. Ref. #5-9, & 11)	1

† Not Serviced Separately.

*Not Illustrated



T-2087-1

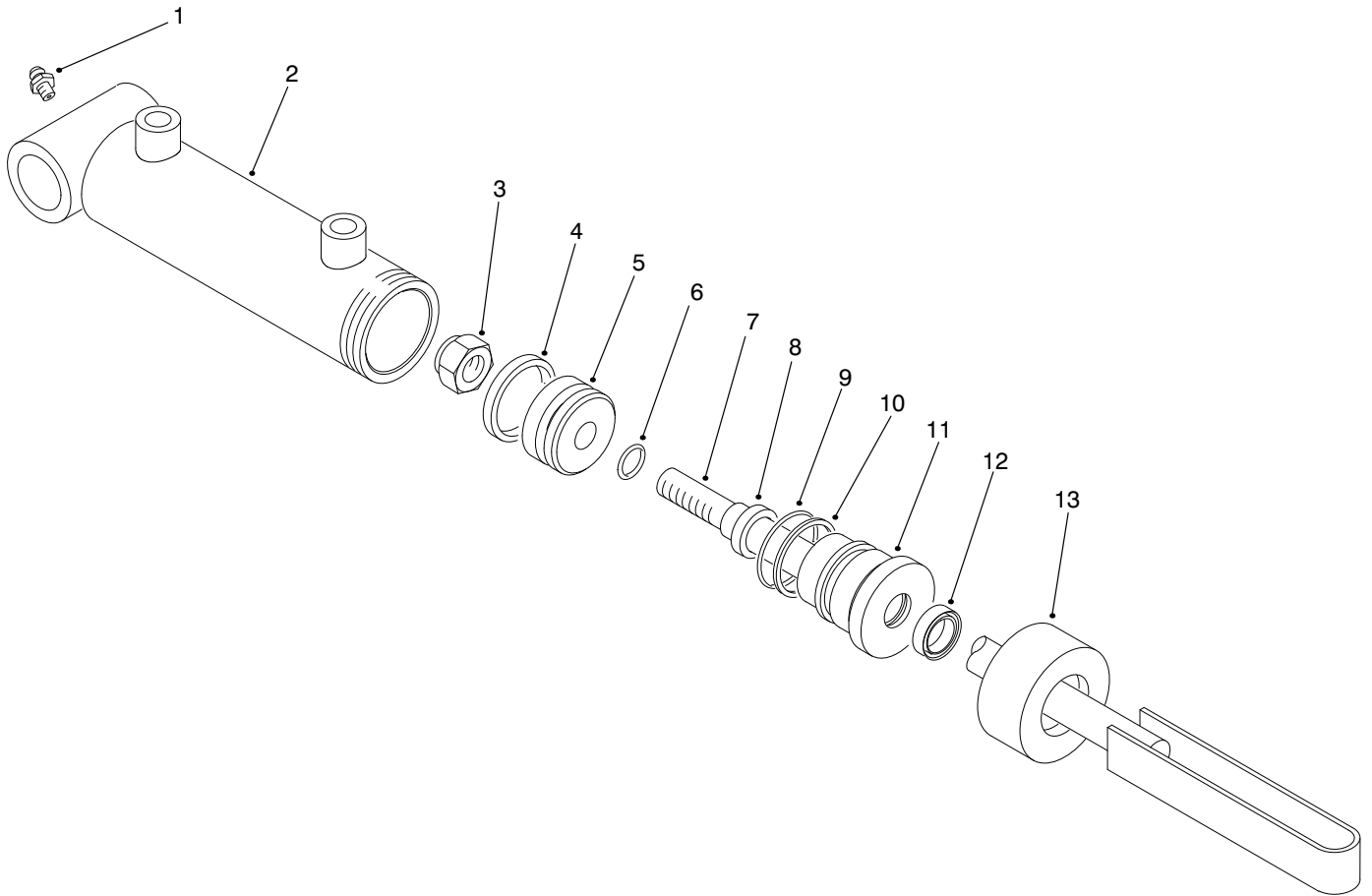
HYDRAULIC LIFT CYLINDER NO. 2 (98-8813)

Ref. No.	Part No.	Description	No. Used
1	302-5	Fitting-Grease	1
2	93-7995	Asm-Barrel	1
3	32152-10	Nut	1
†4		Uni-ring	1
5	84-1710	Piston	1
†6		O-Ring	1
7	93-7989	Shaft W/Clevis	1
†8		Seal-Rod	1

Ref. No.	Part No.	Description	No. Used
9		O-Ring	1
†10		Backup	1
11	98-7354	Head	1
†12		Seal-Dust	1
13	93-7994	Collar	1
*	84-1760	Kit-Seal Repair (Incl. Ref. #4, 6, 8-10 & 12)	1

*Not Illustrated

†Not Serviced Separately.



T-2086-1

HYDRAULIC LIFT CYLINDER NO. 3 (98-8812)

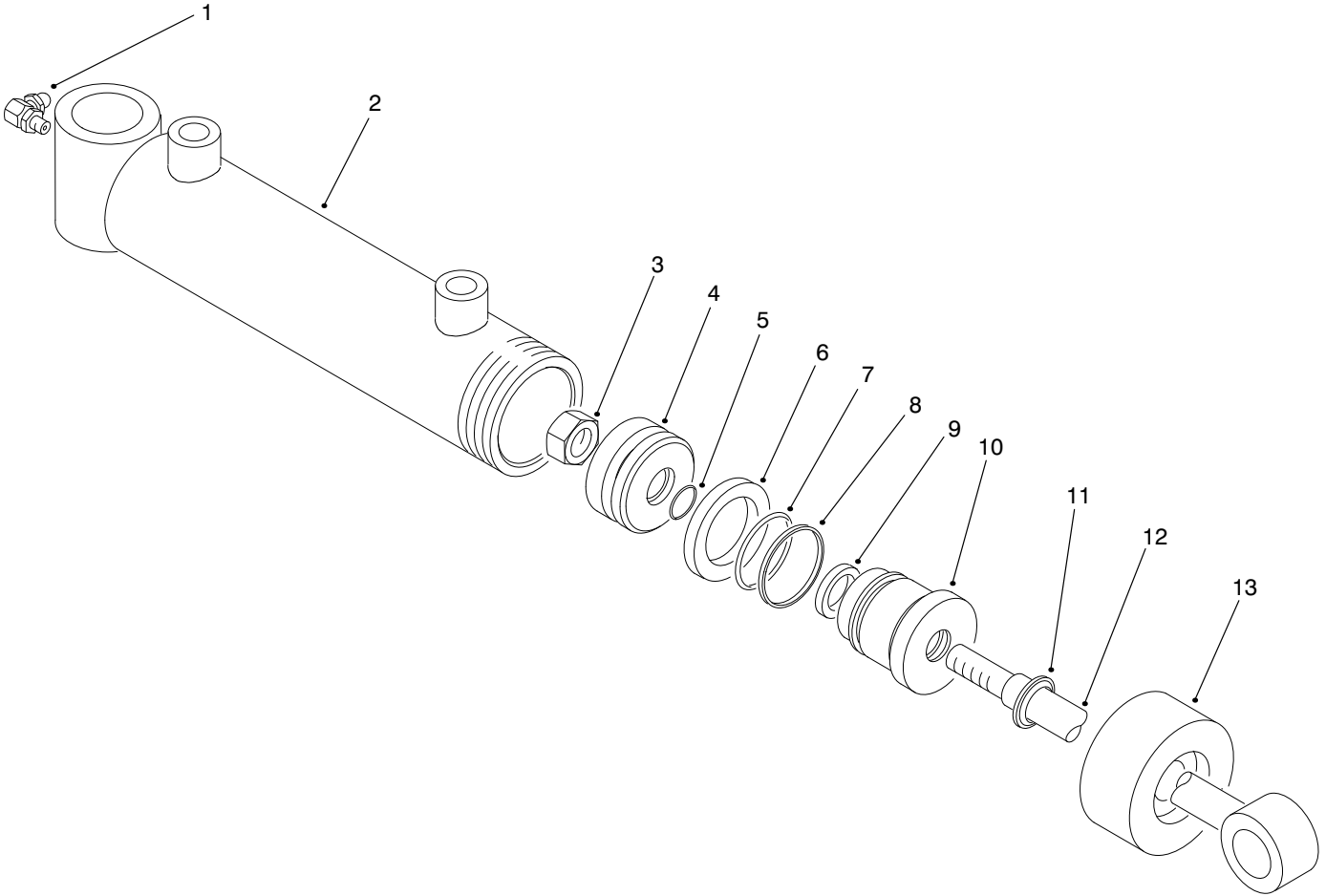
Ref. No.	Part No.	Description	No. Used
1	302-5	Fitting-Grease	1
2	93-7992	Asm-Barrel	1
3	32152-10	Nut	1
†4		Uni-ring	1
5	70-2780	Piston	1
†6		O-Ring	1
7	93-7989	Shaft W/Clevis	1
†8		Seal-Rod	1

Ref. No.	Part No.	Description	No. Used
9		O-Ring	1
†10		Backup	1
11	98-7353	Head	1
†12		Seal-Dust	1
13	93-7991	Collar	1
*	86-7330	Kit-Seal Repair (Incl. Ref. #4, 6, 8-10 & 12)	1

*Not Illustrated

† Not Serviced Separately.

3321-149



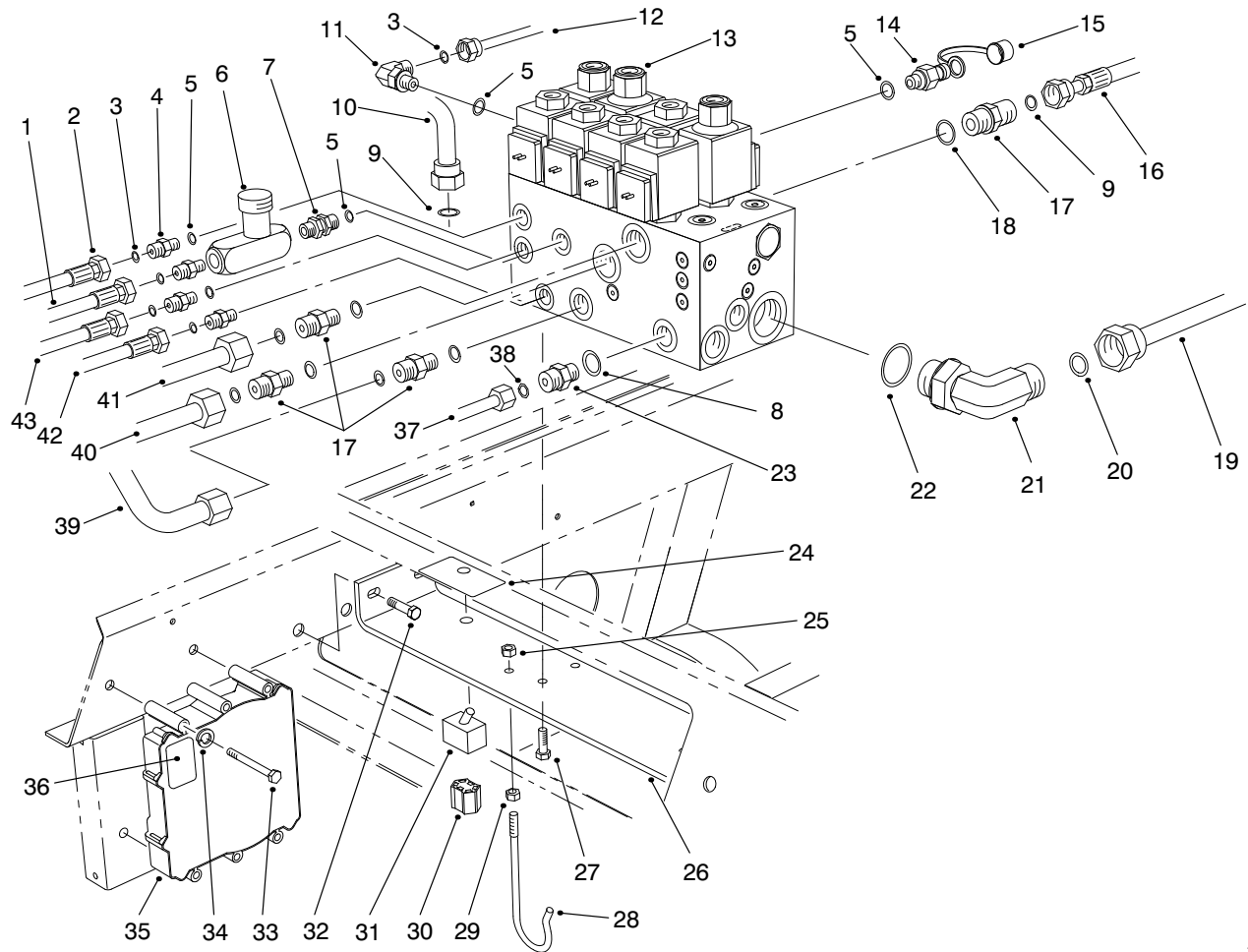
T-2363-1

HYDRAULIC LIFT CYLINDER NO. 6 & 7 (93-2631)

Ref. No.	Part No.	Description	No. Used
1	302-33	Fitting-Grease 90°	1
†2		Asm-Barrel	1
3	32152-10	Nut-Lock	1
4	94-2603	Piston	1
†5		O-Ring	1
†6		Seal-Special	1
†7		O-Ring	1
†8		Backup	1

Ref. No.	Part No.	Description	No. Used
†9		Seal-Rod	1
10	94-2604	Head	1
†11		Seal-Dust	1
12	94-2606	Shaft	1
13	94-2605	Collar	1
*	94-2608	Kit-Seal Repair (Incl. Ref. #5-9 & 11)	1

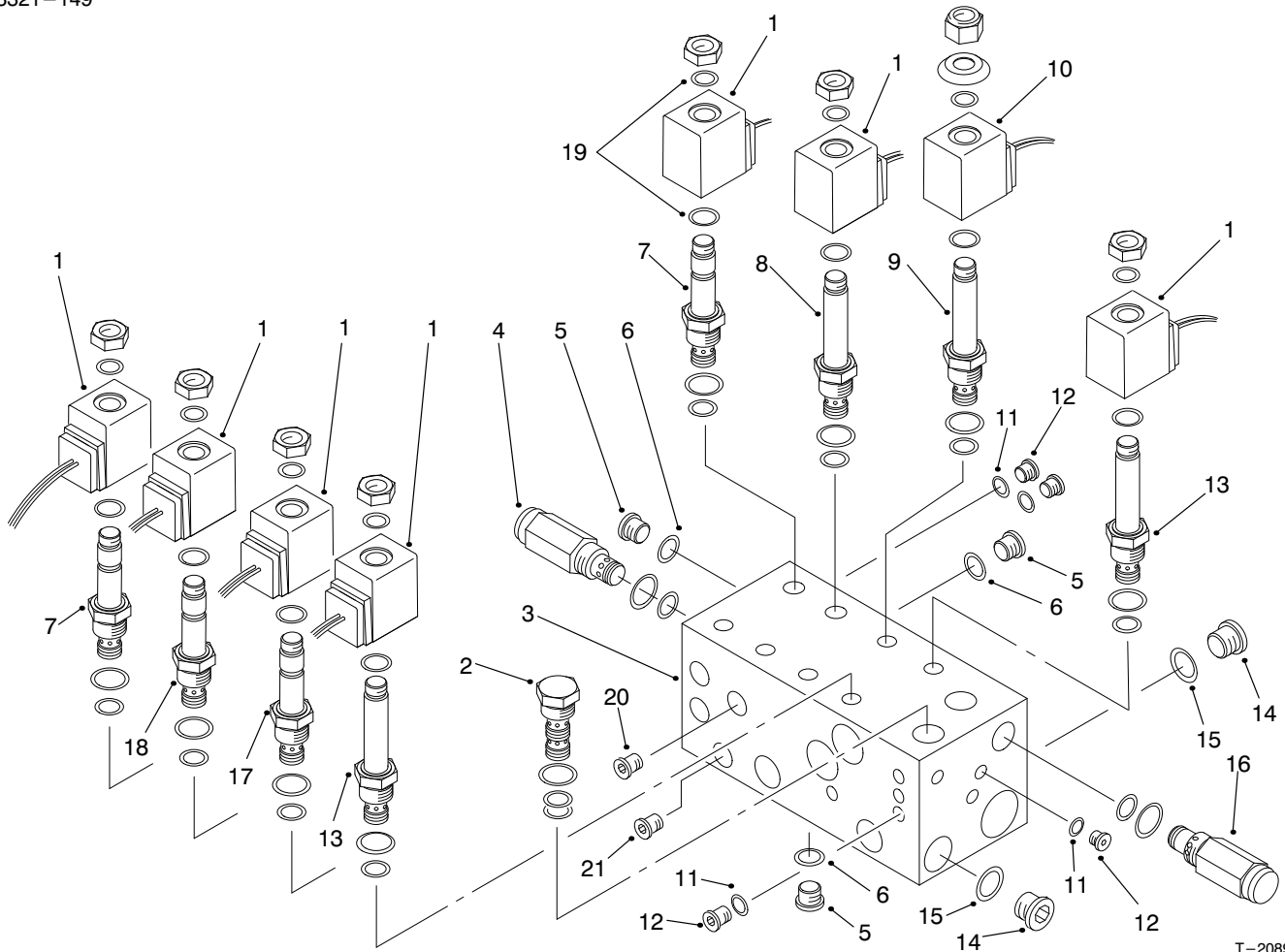
*Not Illustrated
 †Not Serviced Separately.



T-2374-1

FRONT HYDRAULIC BLOCK & HOSES

Ref. No.	Part No.	Description	No. Used	Ref. No.	Part No.	Description	No. Used
1	82-6490	Asm-Hose	1	22	237-81	O-Ring	1
2	92-7562	Asm-Hose	1	23	340-2	Adapter-Hydraulic (Incl. Ref. #8 & 38)	1
3	237-21	O-Ring	5	24	93-1264	Decal-Switch, Backlap	1
4	340-92	Fitting-Hydraulic (Incl. Ref. #3 & 5)	4	24	94-4580	Decal-Switch, Backlap (Japan)	1
5	237-78	O-Ring	8	25	3296-29	Nut-Lock	1
6	93-7489	Valve-Control, Flow	1	26	92-7519	Bracket-Block, Manifold	1
7	93-7597	Fitting-SAE (Incl. Ref. #5)	1	27	33104-016	Screw-HHF	4
8	237-42	O-Ring	1	28	93-7970	Form-Wire, Hose Mount	1
9	237-30	O-Ring	4	29	3217-6	Nut-Jam	1
10	92-7479	Asm-Tube	1	30	94-3090	Harness-Wire, Main	1
11	340-132	Fitting-Hydraulic 90° (Incl. Ref. #3 & 5)	1	31	93-7487	Switch-Toggle	1
12	92-7591	Asm-Tube	1	32	3234-17	Screw-HFH	4
13	92-7418	Asm-Block, Control	1	33	321-36	Screw-HH	3
14	354-77	Fitting-Quick Connect (Incl. Ref. #5)	1	34	3253-3	Washer-Lock	3
15	354-79	Cap-Fitting	1	35	92-5720	Controller-Solid State	2
16	92-7491	Asm-Hose	1	36	93-8053	Decal-ECU Label (Europe)	1
17	340-4	Fitting-Hydraulic (Incl. Ref. #9 & 18)	4	37	93-4222	Asm-Tube, Drain Return	1
18	237-79	O-Ring	4	38	237-22	O-Ring	1
19	92-7557	Asm-Tube	1	39	94-1447	Asm-Tube, Steering Ret.	1
20	237-65	O-Ring	1	40	93-4217	Asm-Tube	1
21	340-139	Fitting-Hydraulic 90° (Incl. Ref. #20 & 22)	1	41	93-4216	Asm-Tube	1
				42	92-7565	Asm-Hose	1
				43	92-7564	Asm-Hose	1



T-2089-2

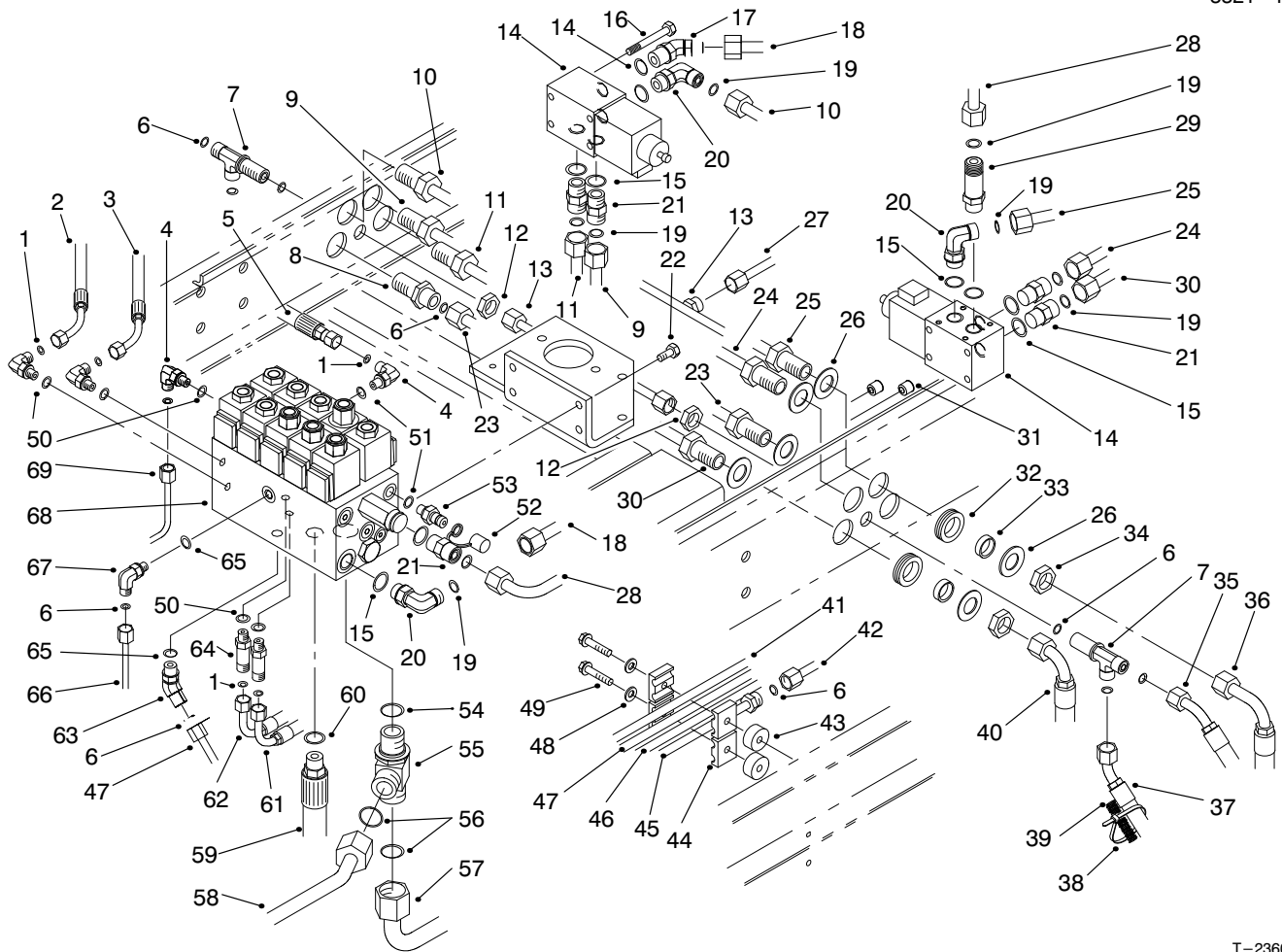
FRONT MANIFOLD BLOCK ASM NO. 92-7418

Ref. No.	Part No.	Description	No. Used
1	88-9190	Solenoid-20 Watt	7
2	93-7491	Cartridge-Pilot Check (Use Seal Kit 69-4260)	1
†3		Block-Manifold, Front	1
4	93-7492	Cartridge-Relief 2300 psi (Use Seal Kit 75-2080)	1
5	353-990	Plug (Incl. Ref. #6)	10
6	237-78	O-Ring	10
7	88-6990	Cartridge-N.C. (Use Seal Kit 75-2080)	2
8	92-3071	Solenoid (Use Seal Kit 69-4260)	1
9	95-3459	Cartridge-N.O. (Use Seal Kit 75-2080)	1
10	88-9200	Solenoid-28 Watt	1
11	237-156	O-Ring	10
12	353-991	Plug (Incl. Ref. #11)	10

Ref. No.	Part No.	Description	No. Used
13	93-7494	Cartridge-N.O. Poppet (Use Seal Kit 75-2080)	2
14	353-989	Plug (Incl. Ref. #15)	5
15	237-42	O-Ring	5
16	75-0920	Cartridge-Relief 3000 psi (Use Seal Kit 75-2080)	1
17	88-6980	Cartridge-N.O. Poppet (Use Seal Kit 75-2080)	1
18	92-6315	Cartridge-N.C. Poppet (Use Seal Kit 75-2080)	1
19	94-5438	Seal-Solenoid	16
20	94-3077	Plug-Orifice	1
21	94-8140	Plug-Orifice	1
*	75-2080	Seal Kit	7
*	69-4260	Seal Kit	2

*Not Illustrated

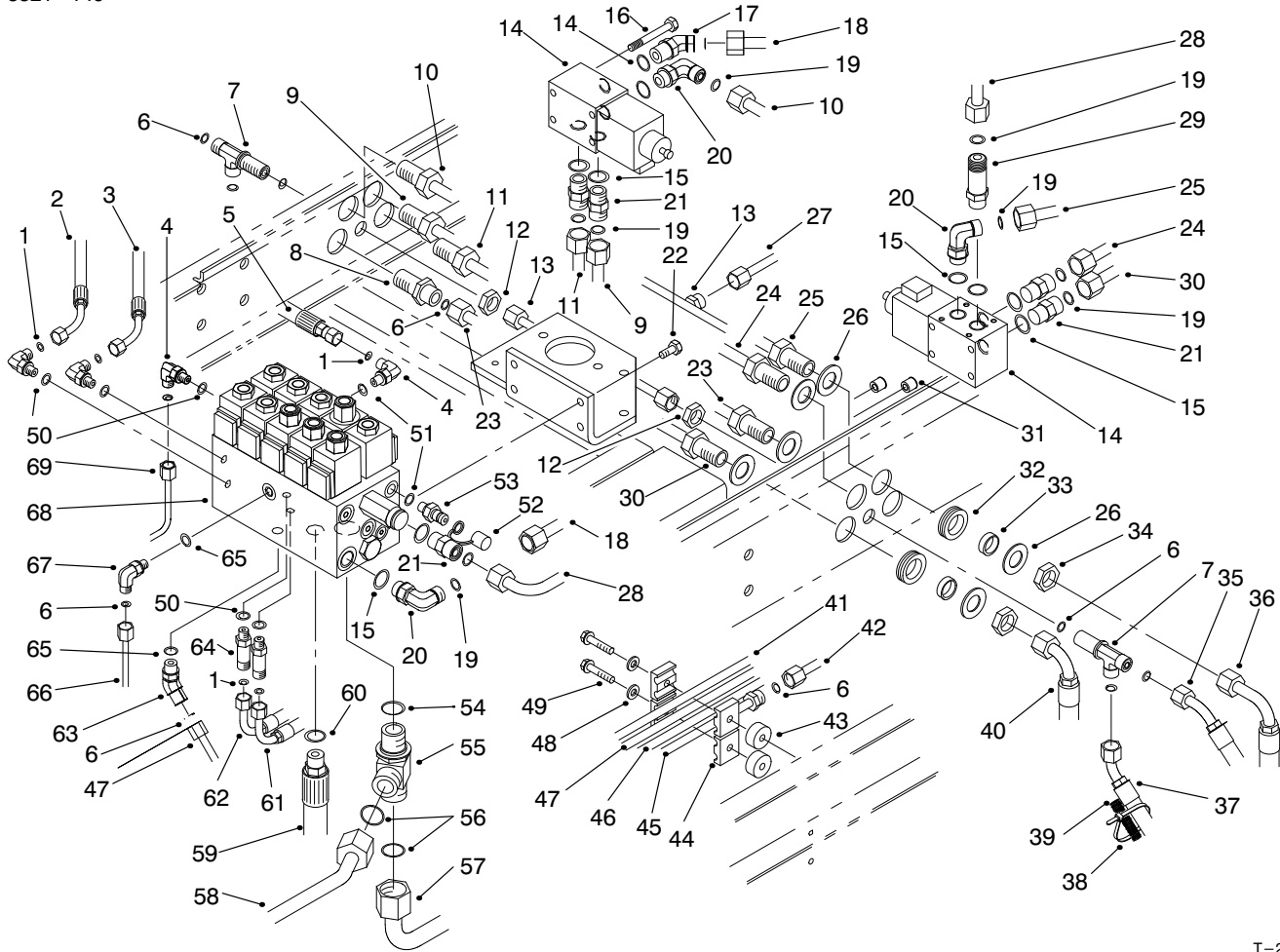
†Not Serviced Separately



T-2360-2

REAR HYDRAULIC MANIFOLD BLOCK & HOSES

Ref. No.	Part No.	Description	No. Used	Ref. No.	Part No.	Description	No. Used
1	237-21	O-Ring	4	28	93-7950	Asm-Tube	1
2	92-7635	Asm-Hose	1	29	94-2628	Adapter-Hydraulic	1
3	92-7641	Asm-Hose	1	30	93-7954	Asm-Tube	1
4	340-132	Fitting-90°	4	31	32148-7	Nut-Clinch	4
5	92-7638	Asm-Hose	1	32	240-5	Grommet-Rubber	4
6	237-22	O-Ring	10	33	69-8960	Spacer	4
7	340-68	Fitting-Tee	2	34	340-127	Nut-Bulkhead	4
8	340-161	Fitting-Bulkhead Adapter	1	35	94-1433	Asm-Hose	2
9	93-7957	Asm-Tube	1	36	94-1432	Asm-Hose	4
10	93-7955	Asm-Tube	1	37	93-4201	Asm-Hose	2
11	93-7956	Asm-Tube	1	38	3290-378	Tie-Cable	6
12	340-70	Nut-Lock, Bulkhead	2	39	94-3090	Harness-Wire, Main	1
13	93-7959	Asm-Tube	1	40	92-7649	Asm-Hose	4
14	76-9970	Asm-Valve, Solenoid	2	41	92-7495	Asm-Steering Tube, Rear	1
15	237-79	O-Ring	9	42	92-7553	Asm-Tube, Rear Drain	1
17	340-101	Fitting-45°	1	43	80-8660	Spacer	2
18	93-7951	Asm-Tube	1	44	56-7973	Clamp-Tube	10
19	237-30	O-Ring	9	45	92-7598	Asm-Tube, Front Drain	1
20	340-98	Fitting-90°	3	46	92-7601	Asm-Tube, Rear Aux.	1
21	340-4	Fitting	5	47	92-7494	Asm-Steering Tube, Rear	1
22	33104-025	Screw-HHF	4	48	3256-23	Washer-Flat	7
23	93-7958	Asm-Tube	1	49	32104-37	Screw-HH	2
24	93-7053	Asm-Tube	1	50	237-78	O-Ring	5
25	93-7952	Asm-Tube	1	51	354-77	Fitting-Quick Connect	1
26	69-8930	Washer	16	52	354-79	Cap-Fitting	1
27	94-2629	Asm-Tube, Drain	1	54	237-81	O-Ring	1

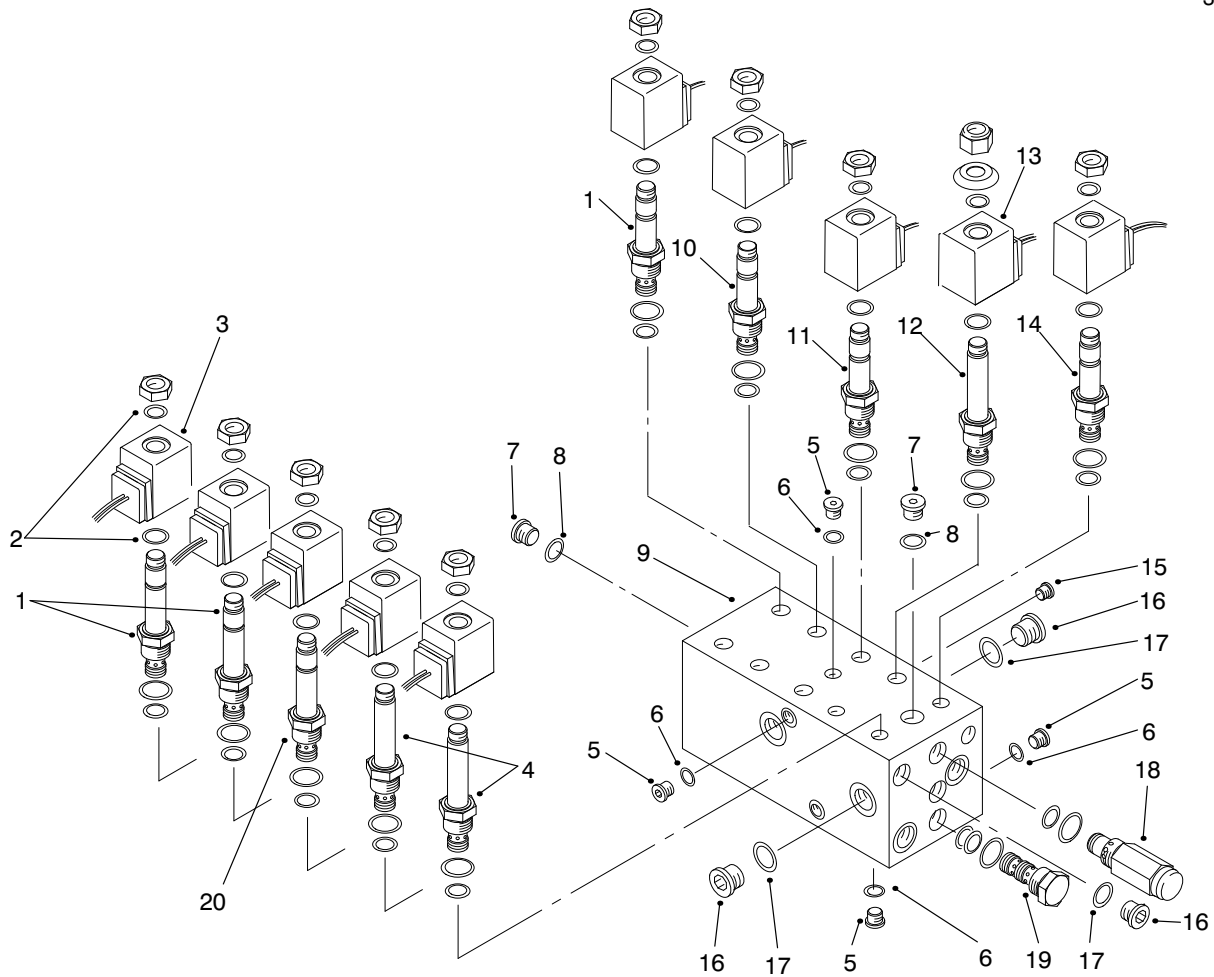


T-2360-2

REAR HYDRAULIC MANIFOLD BLOCK & HOSES (Cont.)

Ref. No.	Part No.	Description	No. Used
55	340-148	Fitting-Tee	1
56	237-58	O-Ring	2
57	92-7558	Asm-Rear Cooler Tube	1
58	92-7557	Asm-Front Cooler Tube	1
59	92-7492	Asm-Hose	1
60	237-80	O-Ring	1
61	92-7640	Asm-Hose	1
62	92-7639	Asm-Hose	1

Ref. No.	Part No.	Description	No. Used
63	340-87	Fitting-45°	1
64	94-1403	Adapter-Hydraulic	2
65	237-42	O-Ring	2
66	92-7602	Asm-Tube, Aux. Return	1
67	340-77	Fitting-90°	1
68	92-7384	Asm-Block, Manifold	1
69	92-7592	Asm-Tube	1



T-2372-1

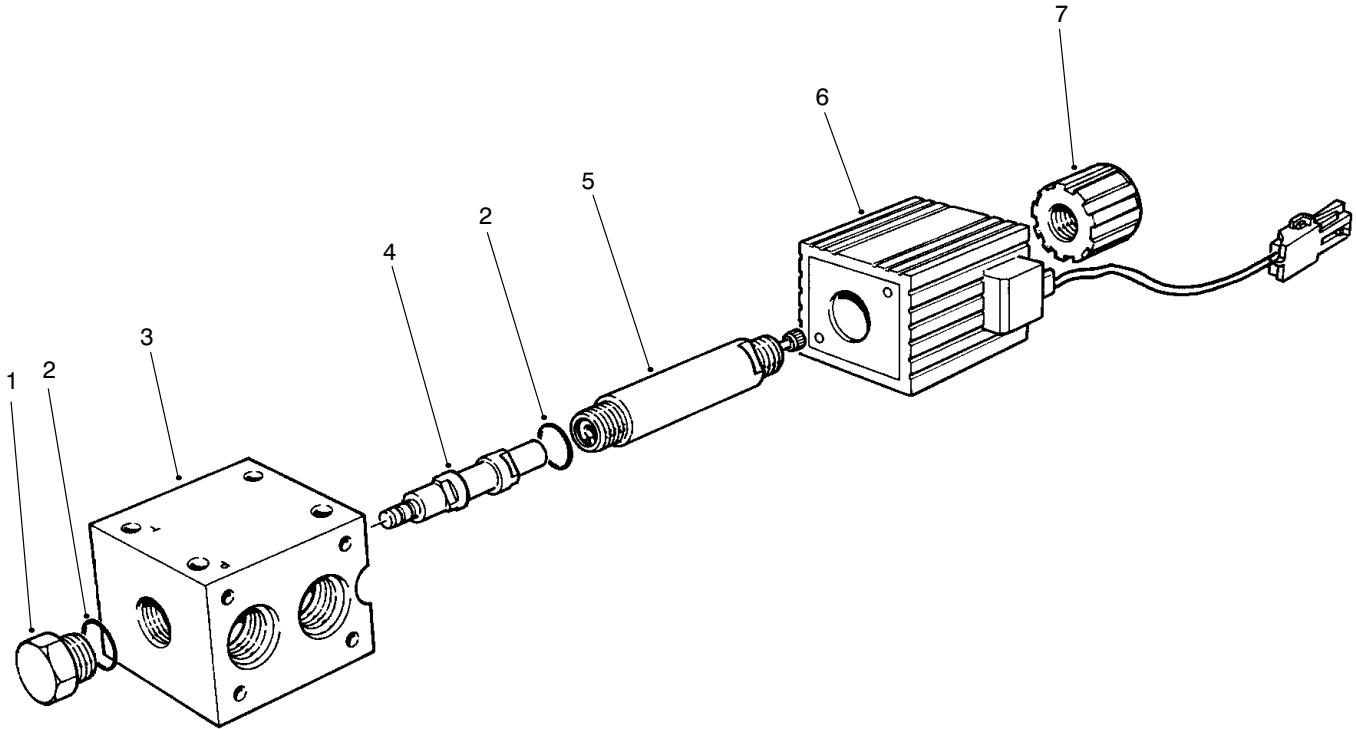
REAR MANIFOLD BLOCK ASM NO. 92-7384

Ref. No.	Part No.	Description	No. Used
1	88-6990	Cartridge-N.C. Spool (Use Seal Kit 75-2080)	3
2	94-5438	Seal-Solenoid	20
3	88-9190	Solenoid-20 Watt	9
4	93-7494	Cartridge-N.O. Poppet (Use Seal Kit 75-2080)	2
5	353-991	Plug (Incl. Ref. #6)	13
6	237-156	O-Ring	13
7	353-990	Plug (Incl. Ref. #8)	5
8	237-78	O-Ring	5
†9		Block-Manifold, Rear	1
10	92-6315	Cartridge-N.C. Poppet (Use Seal Kit 75-2080)	1
11	94-2627	Cartridge-W/2P (Use Seal Kit 75-2090)	1
12	95-3459	Cartridge-No Flow (Use Seal Kit 75-2080)	1

Ref. No.	Part No.	Description	No. Used
13	88-9200	Solenoid-28 Watt	1
14	88-6980	Cartridge-N.C. Poppet (Use Seal Kit 75-2080)	1
15	94-2626	Plug-Orifice	1
16	353-989	Plug (Incl. Ref. #17)	5
17	237-42	O-Ring	5
18	75-0920	Cartridge-Relief 3000 psi (Use Seal Kit 75-2080)	1
19	93-7491	Cartridge-N.O. Poppet (Use Seal Kit 69-4260)	1
20	93-7495	Cartridge-3W2P Pull (Use Seal Kit 69-4260)	1
*	69-4260	Seal Kit	2
*	75-2080	Seal Kit	6
*	75-2090	Seal Kit	1

*Not Illustrated

†Not Serviced Separately

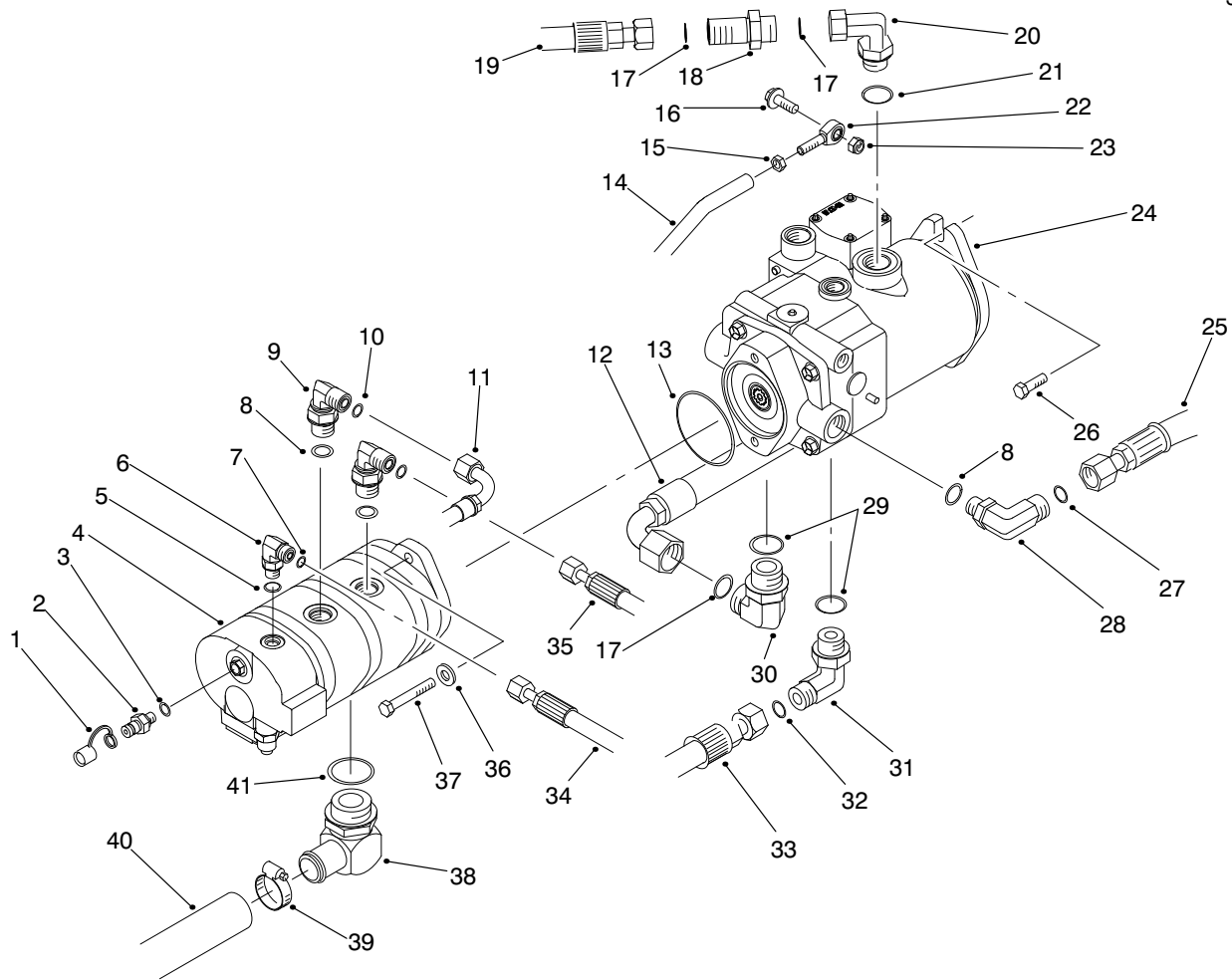


T-1126-1

SOLENOID VALVE ASM NO. 76-9970

Ref. No.	Part No.	Description	No. Used
1		Asm-Adapter (Incl. Ref. #2)	1
2	237-80	O-Ring	2
3		Valve-Directional	1
4		Spool	1

Ref. No.	Part No.	Description	No. Used
5		Asm-Tube (Incl. Ref. #2)	1
6	218-591	Asm-Coil	1
7	218-592	Nut-Coil	1



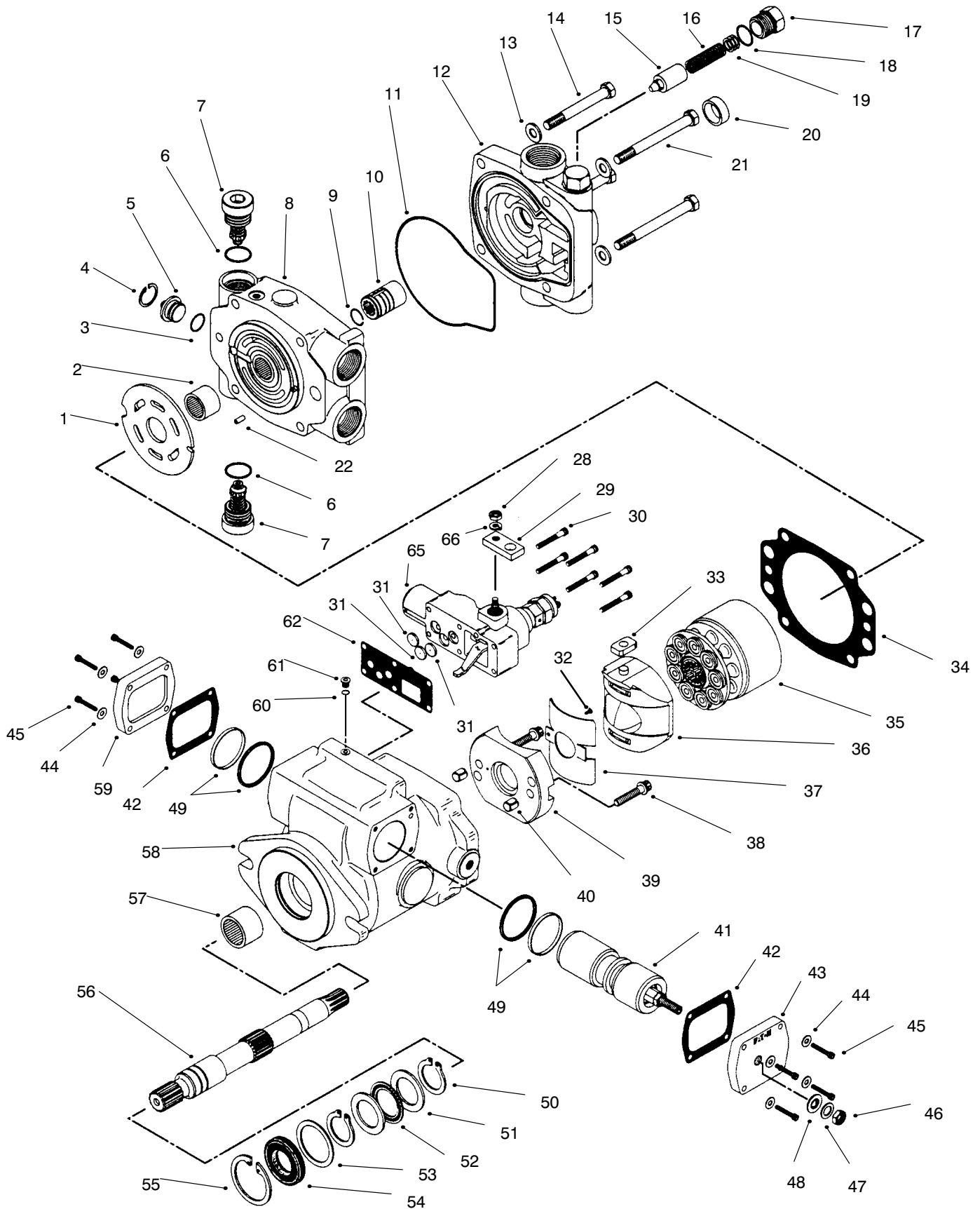
T-2370-1

PUMP INSTALLATION ASM

Ref. No.	Part No.	Description	No. Used	Ref. No.	Part No.	Description	No. Used
1	354-79	Cap-Dust	4	21	237-81	O-Ring	1
2	354-77	Fitting-Quick Connect (Incl. Ref. #3)	4	22	2411-36	Bearing-Rod End	1
3	237-78	O-Ring	4	23	3296-59	Nut-Lock	1
4	94-3066	Asm-Pump, Gear	1	24	98-3730	Pump-Piston	1
5	237-42	O-Ring	1	25	92-7490	Asm-Hose, Filter	1
6	340-77	Fitting-Hydraulic 90° (Incl. Ref. #5 & 7)	1	26	82-5050	Screw-HH	2
7	237-22	O-Ring	1	27	237-65	O-Ring	1
8	237-80	O-Ring	3	28	340-17	Fitting-Hydraulic 90° (Incl. Ref. #8 & 27)	1
9	340-105	Fitting-Hydraulic 90° (Incl. Ref. #8 & 10)	2	29	237-146	O-Ring	2
10	237-30	O-Ring	2	30	340-15	Fitting-Hydraulic 90° (Incl. Ref. #17 & 29)	1
11	92-7491	Asm-Hose	1	31	340-129	Fitting-Hydraulic 90° (Incl. Ref. #29 & 32)	1
12	92-7484	Asm-Hose	1	32	340-65	O-Ring	2
13	237-99	O-Ring	1	33	92-7485	Asm-Hose	1
14	92-7531	Tube-Rod, Control	1	34	92-7622	Asm-Hose, Steering	1
15	3220-3	Nut-Jam	1	35	92-7492	Asm-Hose	1
16	3234-11	Screw-HFH	1	36	3256-46	Washer-Flat	2
17	237-58	O-Ring	3	37	323-7	Screw-HH	2
18	94-2637	Fitting-Hydraulic, Straight (Incl. Ref. #17)	1	38	92-7526	Fitting-Hydraulic, Suction	1
19	92-7489	Hose-Return	1	39	2412-111	Clamp-Hose	2
20	94-2636	Fitting-Hydraulic 90°	1	40	92-7465	Hose-Suction	1
				41	237-101	O-Ring	1

*Not Illustrated

SERVO CONTROLLED PISTON PUMP ASM. NO. 98-3730



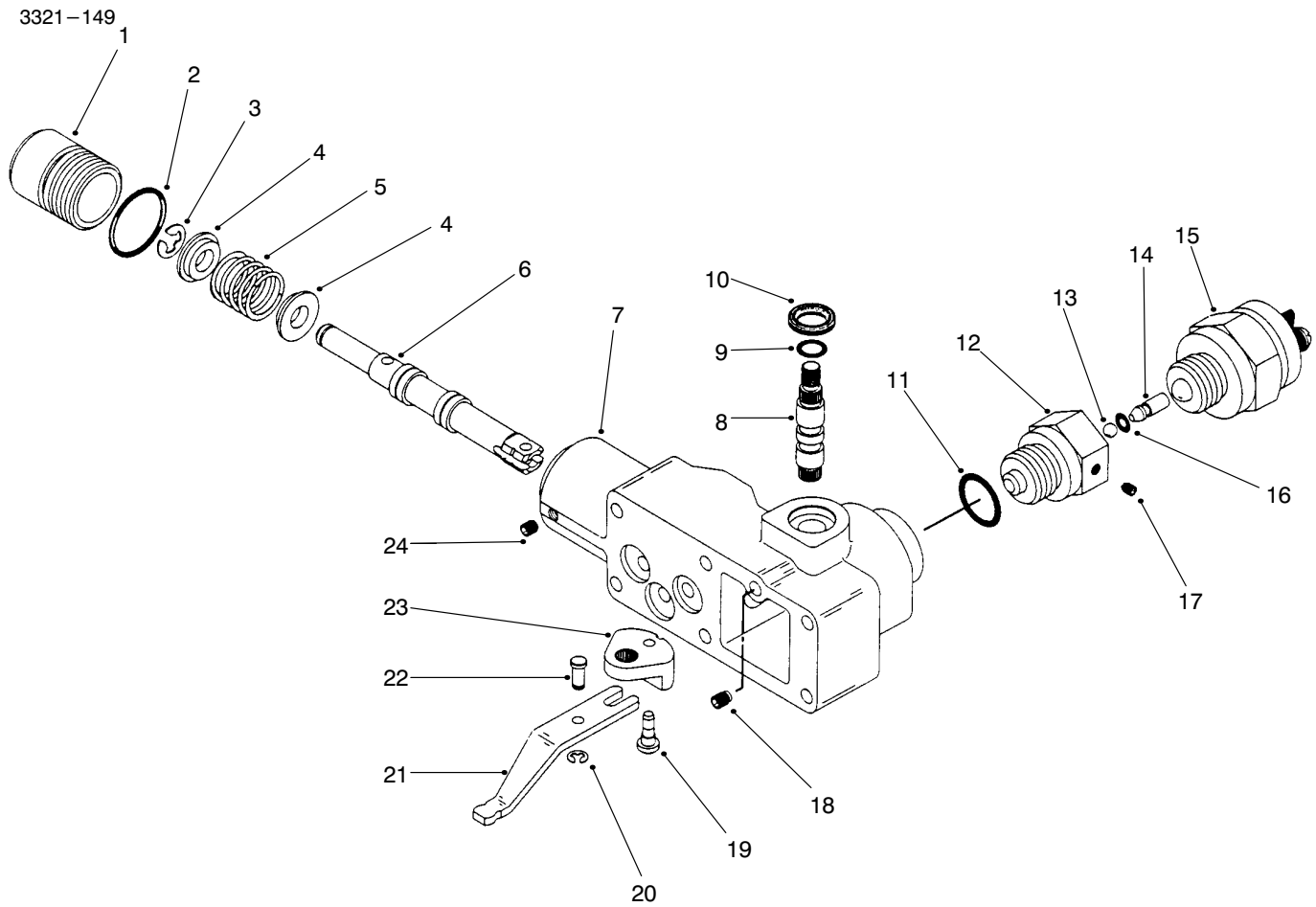
SERVO CONTROLLED PISTON PUMP ASM. NO. 98-3730

Ref. No.	Part No.	Description	No. Used
1	94-3022	Plate-Valve	1
†2		Bearing	1
3	94-3036	Ring-Quad	1
4	94-3037	Ring-Retaining	1
5	94-3038	Plug-Dump Valve	1
†6		O-Ring	2
7	94-9999	Valve-Relief	2
8	94-3016	Asm-Backplate (Incl. Ref. #2 & 22)	1
9	94-3035	Ring-Lock	1
10	94-3023	Coupler	1
†11		O-Ring, Molded	1
12	94-3017	Adaptor-Charge Relief (Incl. Ref. #15-20)	1
13	3256-24	Washer-Flat	4
14	94-3028	Screw	2
†15		Poppet	2
†16		Spring	2
†17		Plug	1
†18		O-Ring	1
†19		Washer	3
†20		Bushing	1
21	94-3029	Screw	2
†22		Pin-Roll	1
28	3217-5	Nut	1
29	94-3031	Arm-Control	1
30	3274-59	Screw	6
31	94-3040	Orifice-Valve, Control	3
†32		Screw	1
33	94-3032	Follower-Piston	1
†34		Gasket-Housing	1
35	94-3021	Asm-Kit, Rotating	1
36	94-3026	Asm-Camplate	1

Ref. No.	Part No.	Description	No. Used
†37		Bushing	1
†38		Screw	1
†39		Asm-Cradle	1
†40		Dowel-Bushing	2
41	94-3025	Asm-Piston, Servo	1
†42		Gasket-Plate, Cover	2
43	94-3034	Plate-Cover	1
44	3256-77	Washer-Flat	8
45	3274-81	Screw	8
46	3220-3	Nut-Jam	1
47	94-3030	Washer	1
48	94-3027	Washer-Seal	1
†49		Seal	2
50	76-7000	Ring-Retaining	2
51	76-6950	Race-Thrust	1
52	76-6960	Bearing-Thrust	1
53	94-3007	Washer	1
54	94-3008	Seal-Shaft	1
55	76-7010	Ring-Retaining	1
56	94-3020	Shaft-Drive	1
†57		Bearing	1
58	94-3018	Asm-Housing (Incl. Ref. #32, 37-40, 49, 57, & 60-61)	1
59	94-3033	Plate-Cover	1
†60		O-Ring	1
†61		Plug	1
†62		Gasket	1
65	94-3019	Control-Servo, Manual	1
66	3253-3	Washer-Lock	1
*	94-3039	Kit-Seal (Incl. Ref. #11, 34, 42 & 62)	1

*Not Illustrated

† Not Serviced Separately.



T-2119-1

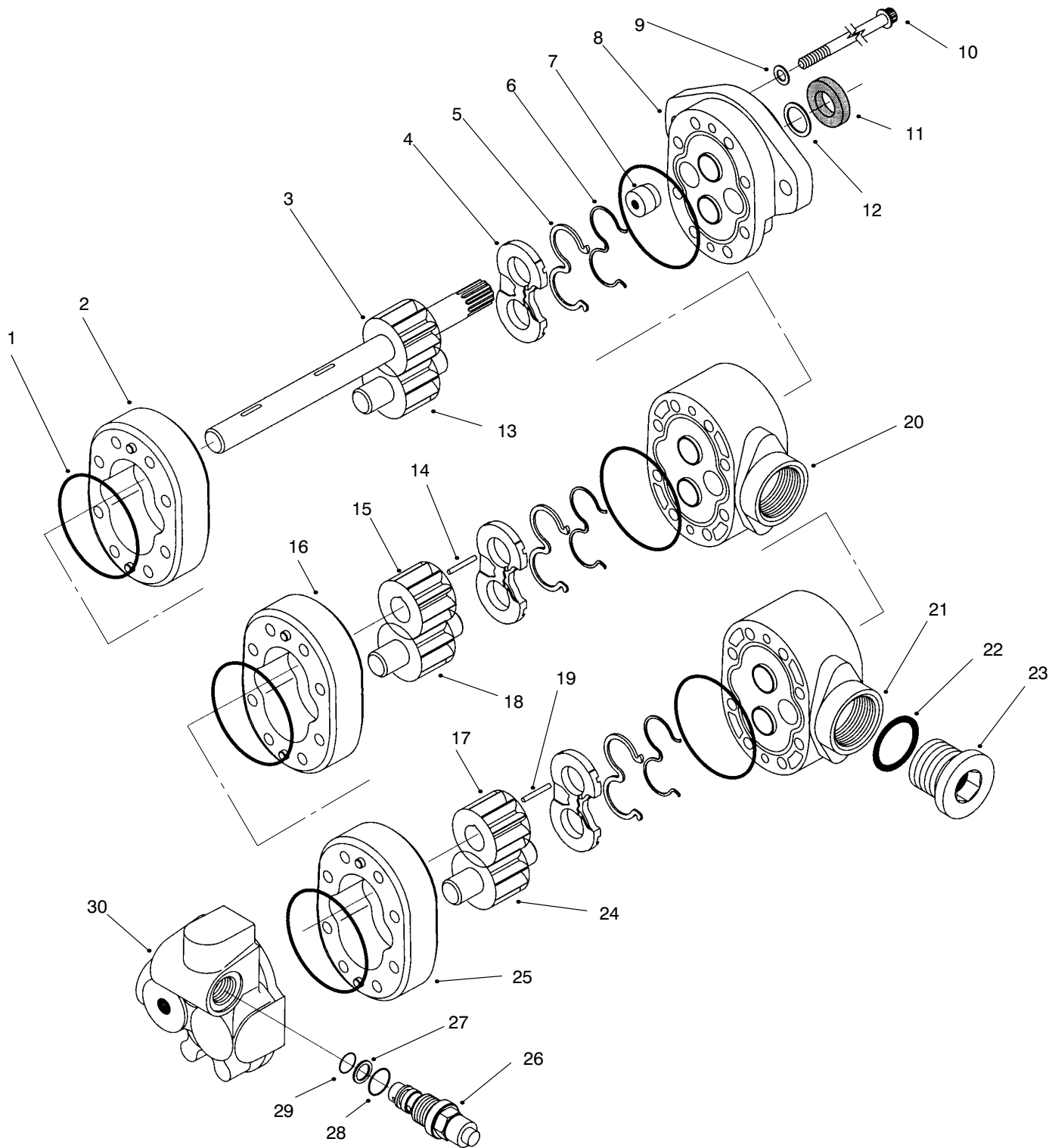
MANUAL SERVO CONTROL NO. 94-3019

Ref. No.	Part No.	Description	No. Used
1		Plug	1
2		O-Ring	1
3		Ring-Retaining	1
4		Retainer-Spring	2
5		Spring	1
6		Valve-Spool	1
7		Housing-Control	1
8		Shaft-Input	1
9		O-Ring	1
10		Seal-Wiper	1
11		O-Ring	1
12		Adaptor	1
13		Ball	1

Ref. No.	Part No.	Description	No. Used
14		Pin	1
15	94-3043	Switch	1
16		O-Ring	1
17		Screw-Set	1
18		Screw-Set	1
19		Pin	1
20		Ring-Retaining	1
21		Link	1
22		Pin-Dowel	1
23		Crank-Bell	1
24		Screw-Set	1
*	94-3044	Kit-Seal (Incl. Ref. #2, 9-11 & 16)	1

*Not Illustrated

GEAR PUMP ASM NO. 94-3066



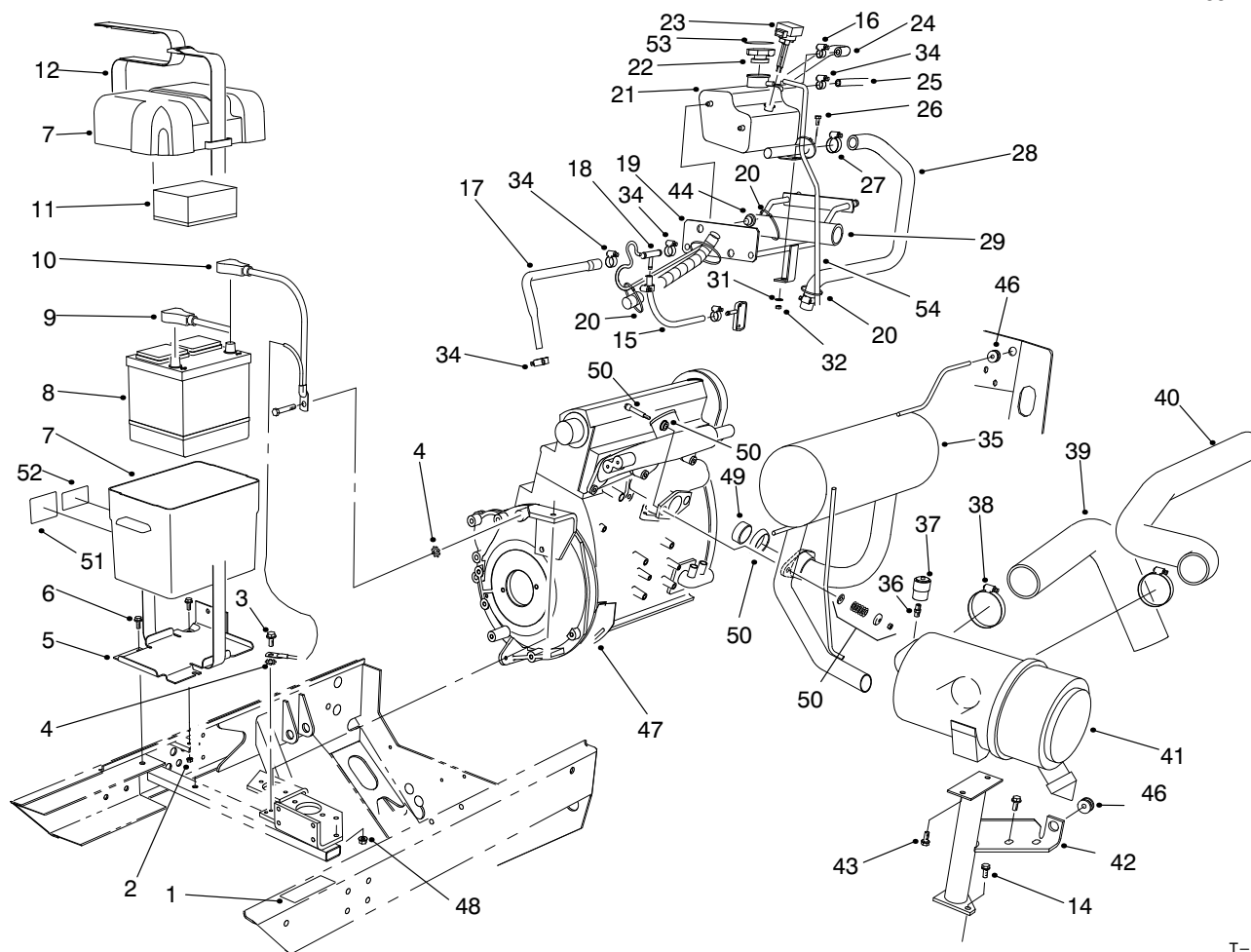
GEAR PUMP ASM NO. 94-3066

Ref. No.	Part No.	Description	No. Used
1	56-6710	O-Ring	6
†2		Body	1
†3		Asm-Gear, Drive	1
4		Plate-Wear	3
5		Seal-Pressure, Balance	3
6		Gasket-Backup	3
7	94-3011	Plug	1
†8		Asm-Plate, Front	1
9	74-8920	Washer-Copper	4
10	94-3012	Screw-Cap	8
11	49-2640	Seal-Shaft	1
12	60-5890	Washer	1
†13		Gear-Idler	1
†14		Key	1
†15		Gear	1
†16		Body	1
†17		Gear	1

Ref. No.	Part No.	Description	No. Used
†18		Gear-Idler	1
†19		Key	1
†20		Plate-Adaptor	1
†21		Plate-Adaptor	1
†22		O-Ring	1
23	94-3013	Plug (Incl. Ref. #22)	1
†24		Gear-Idler	1
†25		Body	1
26	94-3014	Valve-Relief (Incl. Ref. #27-29)	1
†27		Washer-Backup	1
†28		O-Ring	1
†29		O-Ring	1
†30		Asm-Backplate	1
*	94-3015	Kit-Seal (Incl. Ref. #1, & 4-6)	1

*Not Illustrated

† Not Serviced Separately.



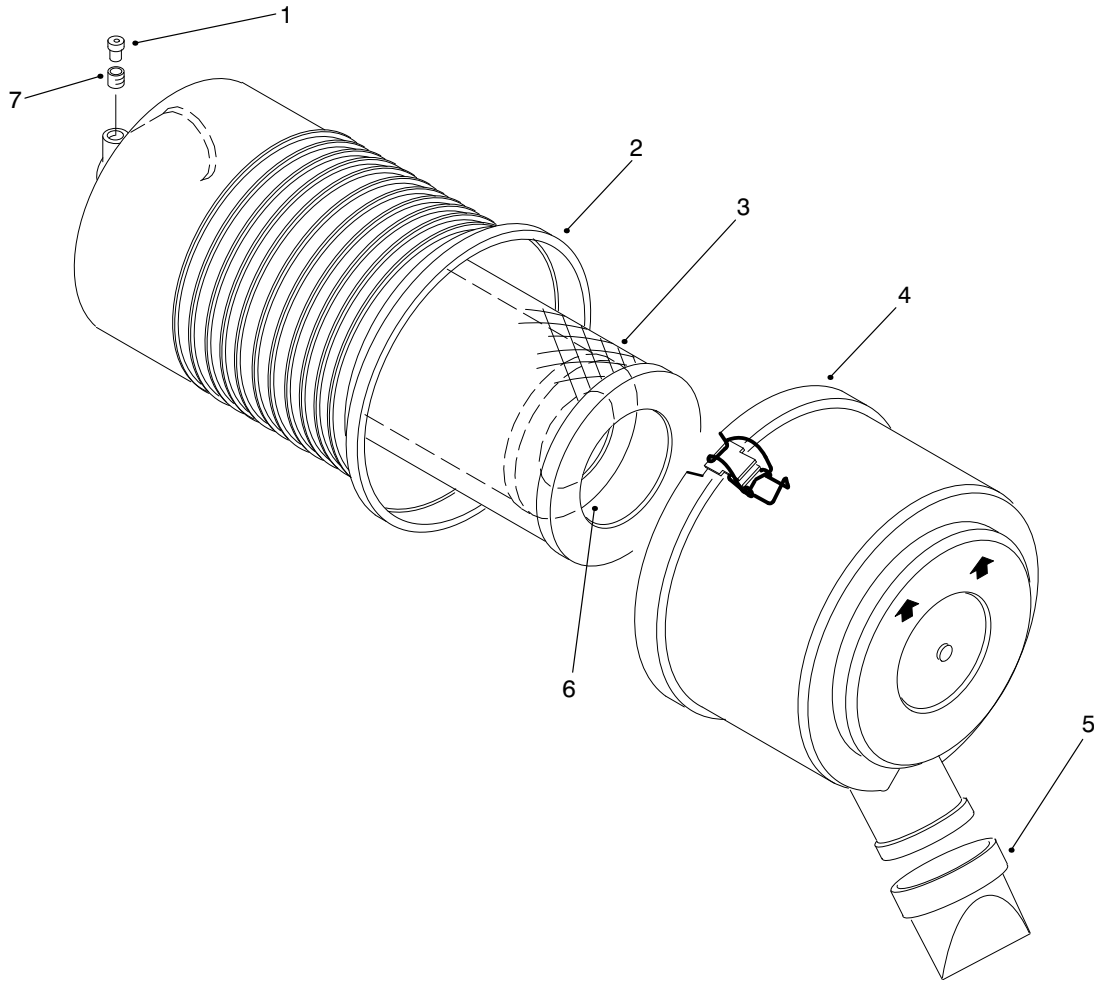
T-2373-7

ENGINE COMPONENTS ASM

Ref. No.	Part No.	Description	No. Used	Ref. No.	Part No.	Description	No. Used
1	93-1265	Decal-Hot Surface	1	27	2412-129	Clamp-Hose	2
1	94-4578	Decal-Hot Surface (Japan)	1	28	93-7589	Hose-Overflow	1
2	3296-29	Nut-Lock	1	29	93-4215	Hose-Radiator, Upper Rear	1
3	32144-11	Screw-TAP	1	31	33093-00	Washer	1
4	3255-9	Washer-Lock, Ext. Tooth	2	32	33023-00	Nut-Lock	1
5	93-7974	Plate-Battery, Box	1	34	2412-36	Clamp-Hose	4
6	3234-5	Screw-FH	3	35	93-9178	Muffler	1
7	93-7595	Asm-Box, Battery	1	*	94-2849	Muffler-Spark Arrestor	1
†8		Battery	1	36	94-1416	Adapter-Indicator	1
9	75-1370	Cable-Battery, Positive	1	37	93-9164	Indicator-Service	1
10	94-1411	Cable-Battery, Negative	1	38	2412-125	Clamp-Hose	2
11	93-7968	Pad-Foam, Battery	1	39	94-2624	Hose-Manifold	1
12	94-1445	Strap-Battery	1	40	93-7584	Hose-Intake	1
14	33105-030	Screw-HHF	2	41	93-7485	Asm-Filter, Air	1
15	63-7622	Hose-Fuel	1	42	94-8108	Support-Filter, Air	1
16	2412-108	Clamp-Hose	3	43	33104-016	Screw-HHF	2
17	94-2630	Hose-Return	1	†44	94-2801	Grommet-Rubber	2
18	93-4207	Fitting-Tee	1	46	94-2812	Grommet	2
19	94-1408	Wireform-Overflow	1	†47	77-3600	Plate-Closing	1
20	3290-378	Tie-Cable	5	48	33005-00	Nut-HF	2
†21	98-1805	Box-Degassing	1	†49	94-2815	Sleeve-Exhaust Flange	1
†22	94-2800	Cap-Radiator	1	†50	94-2814	Kit-Exhaust Coupler	1
22	66-3240	Cap-Radiator (Europe)	1	51	93-6668	Decal-Charging (Europe)	1
†23	94-9984	Sensor-Water Level	1	52	93-7276	Decal-Danger (Europe)	1
24	93-7591	Hose-Return	1	53	93-7840	Decal-Cap (Europe)	1
25	92-7424	Hose-Overflow, Radiator	1	54	55-4130	Hose-Fuel	1
26	33103-020	Screw-HHF	1				

† Furnished with engine.

‡ Obtain locally.

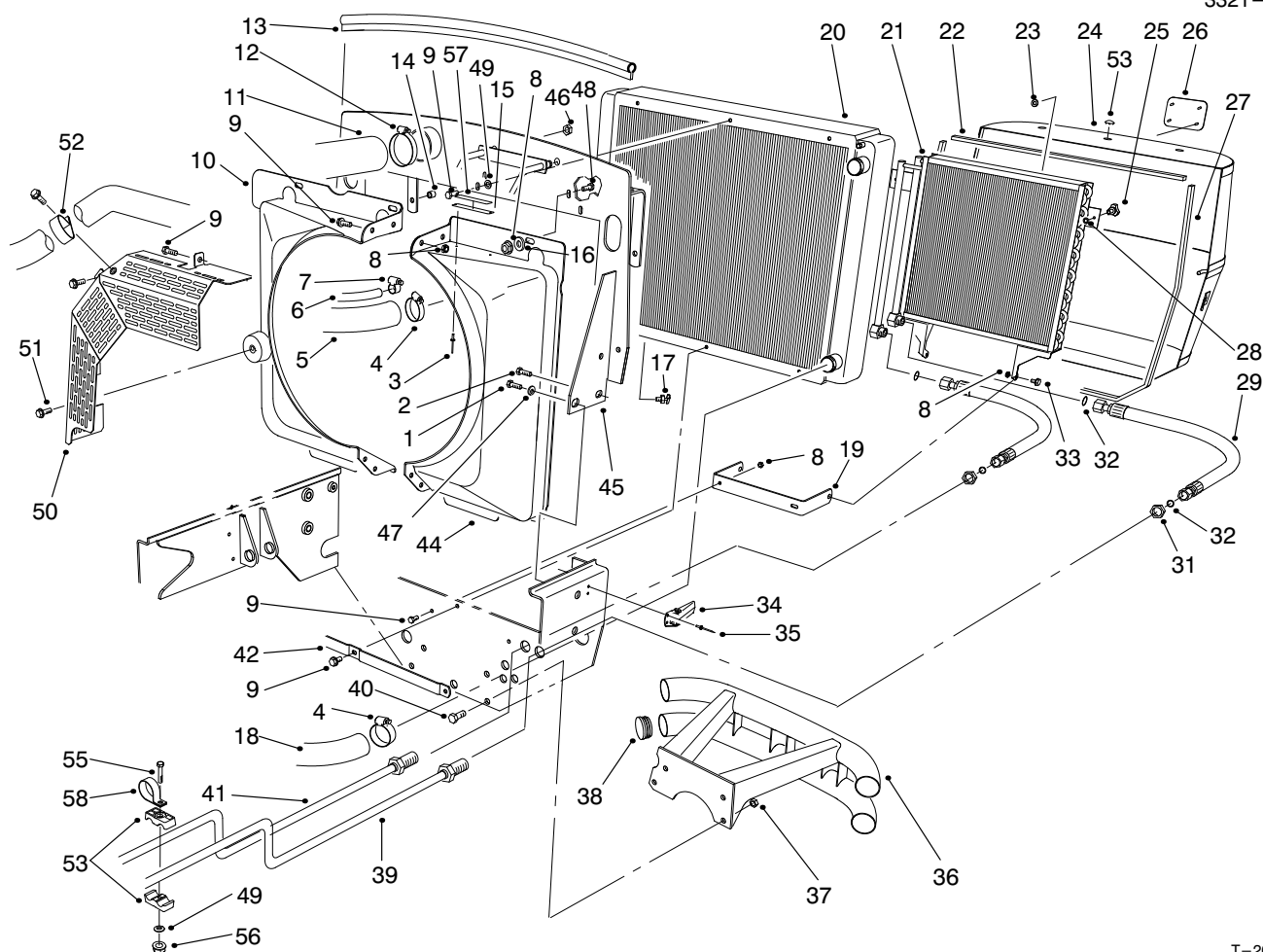


T-2076-1

AIR CLEANER ASM NO. 93-7485

Ref. No.	Part No.	Description	No. Used
1	93-9164	Indicator	1
2		Asm-Body	1
3	93-9162	Filter-Primary	1
4	93-5986	Asm-Cover	1

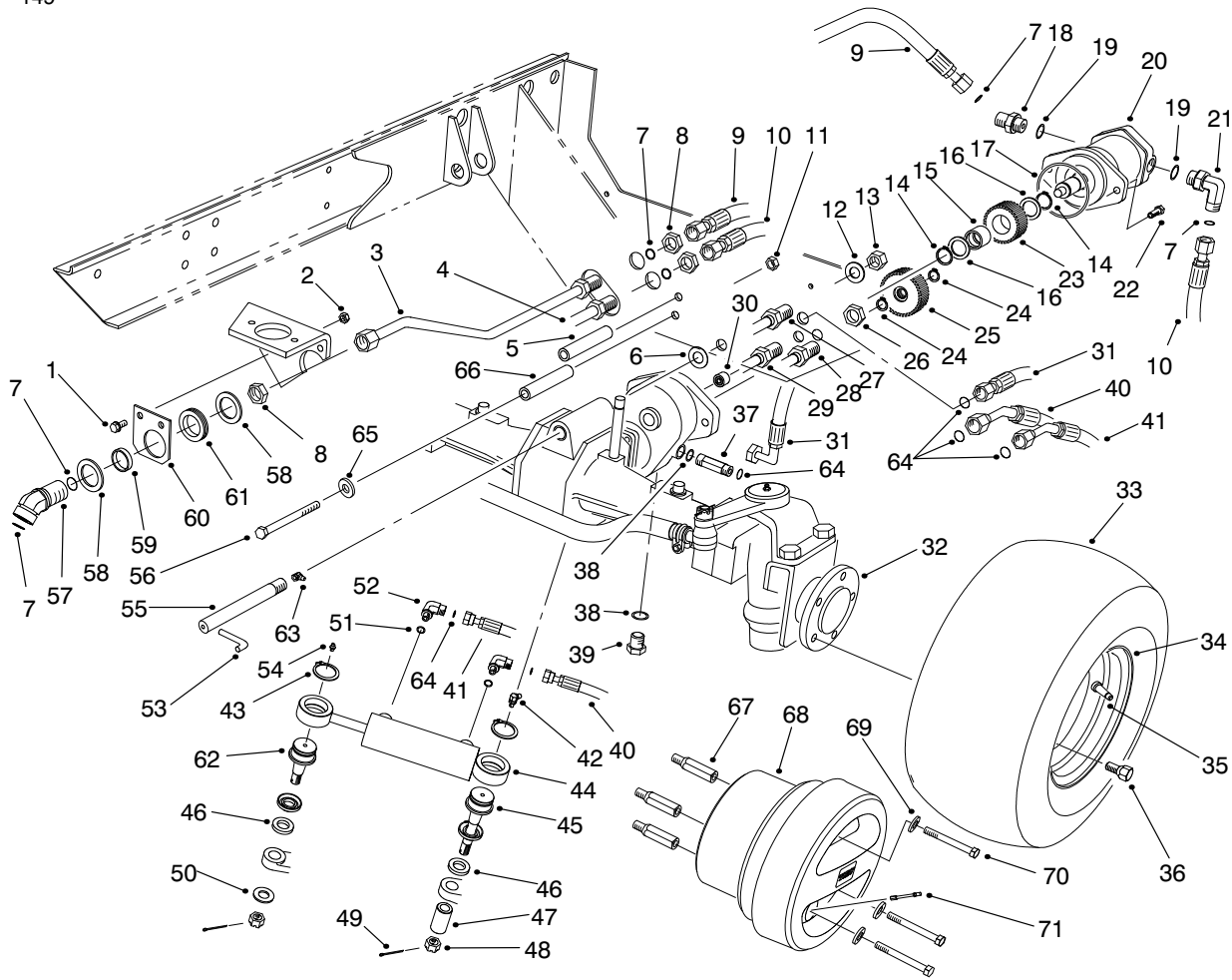
Ref. No.	Part No.	Description	No. Used
5	94-1414	Valve-Vacuator	1
6	93-9163	Filter-Safety	1
7	94-1416	Asm-Adaptor	1



T-2073-5

RADIATOR & SHROUD ASM

Ref. No.	Part No.	Description	No. Used	Ref. No.	Part No.	Description	No. Used
1	33108-025	Screw-HHF	2	29	92-7535	Asm-Hose, Oil Cooler	2
2	3234-18	Screw-HHF	2	31	340-74	Nut-Bulkhead	2
3	3290-271	Rivet-Pop	2	32	237-65	O-Ring	4
4	2412-3	Clamp-Hose	2	33	37-8771	Bolt-Shoulder	2
5	93-4215	Hose-Radiator, Upper Rear	1	34	69-3020	Latch-Draw	2
6	92-7424	Hose-Radiator, Overflow	1	35	3269-4	Rivet-Pop	4
7	2412-36	Clamp-Hose	1	36	92-7623	Bumper	1
8	32128-20	Nut-Flange	4	37	3296-23	Nut-Lock	4
9	3234-5	Screw-HF	10	38	2410-42	Cap-Bumper	4
10	92-7374	Shroud-Fan RH	1	39	92-7493	Asm-Tube, Filter	1
11	93-7584	Hose-Intake	1	40	325-5	Screw-HH	2
12	2412-125	Clamp-Hose	1	41	92-7558	Asm-Tube, Cooler	1
13	93-7553	Seal-Hood	1	42	92-7416	Strap-Radiator	1
14	32148-10	Nut-Clinch	2	44	92-7375	Shroud-Fan LH	1
15	76-8750	Plate - Warning, Fan	1	45	92-7388	Support-Radiator	1
16	3256-56	Washer-Flat	3	46	3296-23	Nut-Lock	2
17	304-46	Nut-Drain Cock	1	47	3256-27	Washer-Flat	2
18	92-7463	Hose-Radiator, Lower	1	48	3230-2	Screw-Carriage	3
19	92-7516	Bracket-Support, Cooler	1	49	3256-23	Washer-Flat	4
20	74-3410	Asm-Radiator	1	50	94-2646	Guard-Fan (Europe)	1
21	82-3740	Cooler-Oil	1	51	33104-020	Screw-HHF (Europe)	3
22	92-7631	Sealstrip-Screen	1	52	2412-96	Clamp-R (Europe)	1
23	94-2638	Nut-Push On	4	53	2410-64	Button-Plug	3
24	92-7505	Screen	1	54	94-8105	Clamp-Tube	2
25	77-3620	Retainer-Cover	2	55	322-9	Screw-HH	1
26	93-6028	Plate-Logo, Toro	1	56	3296-47	Nut-Lock	1
27	93-4208	Strip-Seal, Screen	1	57	93-6681	Decal-Warning, (Europe)	1
28	32151-72	Retainer-Push On	2	58	2412-147	Clamp-R	1

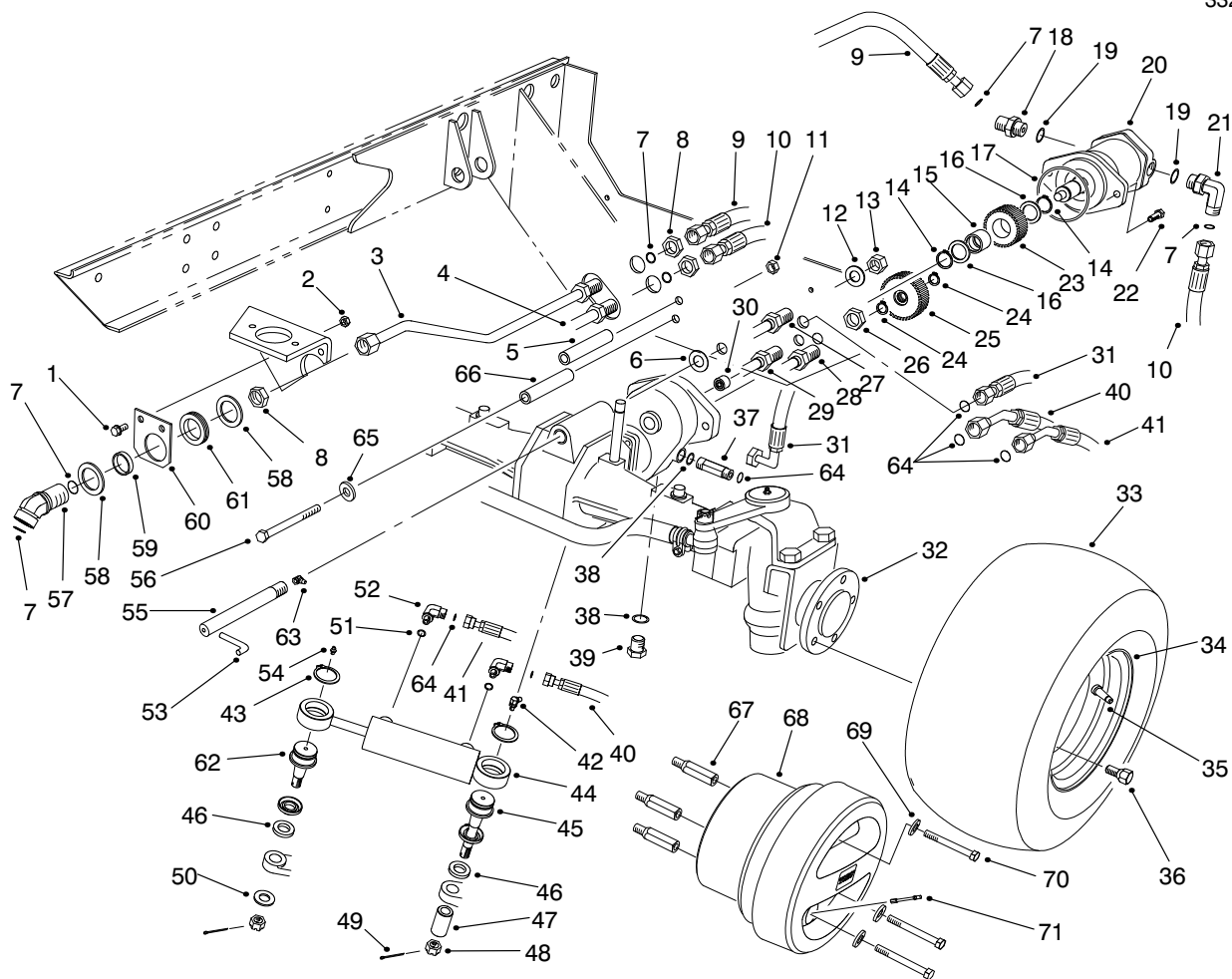


T-2077-6

4-WD AXLE ASM

Ref. No.	Part No.	Description	No. Used
1	323-6	Screw-HH	2
2	32128-21	Nut-HHF	2
3	92-7472	Asm-Tube, Rear (Incl. Ref. #7)	1
4	92-7473	Asm-Tube, Rear (Incl. Ref. #7)	1
5	76-8350	Stop-Axle, 4WD	2
6	93-7247	Washer-Thrust	1
7	237-58	O-Ring	6
8	340-126	Nut-Bulkhead	3
9	92-7536	Asm-Hose, Rear Motor	1
10	92-7537	Asm-Hose, Rear Motor	1
11	3296-23	Nut-Lock	4
12	3256-29	Washer-Flat	1
13	94-8000	Nut-Lock	1
14	32151-96	Ring-Retaining	1
15	71-4580	Clutch-Roller	1
16	71-4590	Washer-Thrust	2
17	237-166	O-Ring	1
18	340-9	Fitting-Hydraulic (Incl. Ref. #7 & 19)	1
19	237-81	O-Ring	2
20	92-7386	Motor-Hydraulic	1
21	340-142	Fitting-Hydraulic 90° (Incl. Ref. #7 & 19)	1
22	325-4	Screw-HH	2
23	94-3099	Gear-Driver	1
24	32120-15	Ring-Retaining	2

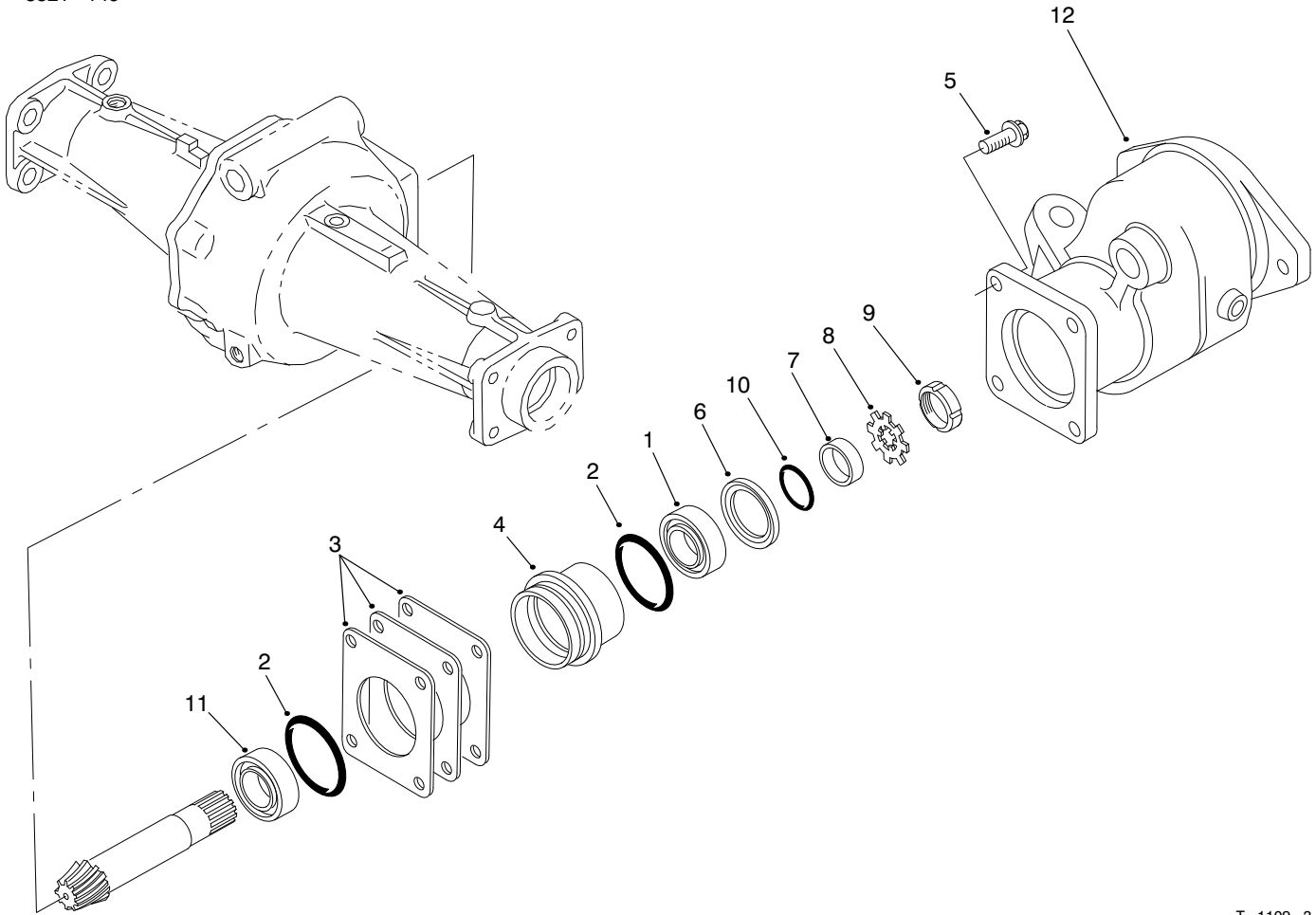
Ref. No.	Part No.	Description	No. Used
25	94-3098	Gear-Driven	1
26	340-70	Nut-Lock	3
27	92-7553	Asm-Tube, Rear Drain (Incl. Ref. #64)	1
28	92-7495	Asm-Tube, Steering (Incl. Ref. #64)	1
29	92-7494	Asm-Tube, Steering (Incl. Ref. #64)	1
30	74-5700	Bearing-Needle	1
31	92-7534	ASM-Hose	1
32	98-2447	Axle-4WD	1
33	86-5910	Tire	2
34	217-125	Wheel	2
35	232-27	Stem-Valve	2
36	74-5500	Bolt-Wheel	10
37	340-2	Adapter (Incl. Ref. #38 & 64)	1
38	237-42	O-Ring	2
39	353-508	Plug (Incl. Ref. #38)	1
40	92-7539	Asm-Hose	1
41	92-7538	Asm-Hose	1
42	302-60	Fitting-Grease 90°	1
43	98-9973	Ring-Retaining	2
44	94-8141	Cylinder-Hydraulic	1
45	92-5839	Ball Joint	1
46	92-5833	Spacer-Ball Joint	2
47	92-5844	Spacer-Ball Joint	1



T-2077-6

4-WD AXLE ASM (Continued)

Ref. No.	Part No.	Description	No. Used	Ref. No.	Part No.	Description	No. Used
48	32136-14	Nut-Hex. Slotted	2	60	92-7552	Bracket-Bulkhead	1
49	3272-12	Pin-Cotter	2	61	240-7	Grommet	1
50	92-5836	Washer-Axle	1	62	92-5838	Ball Joint	1
51	237-78	O-Ring	2	63	302-33	Fitting-Grease 90°	1
52	340-97	Fitting-Hydraulic 90° (Incl. Ref. #51 & 64)	2	64	237-22	O-Ring	6
53	92-7604	Pin-Stop	1	65	3256-26	Washer	7
54	302-5	Fitting-Grease	1	66	88-1550	Stop-Axle	2
55	94-8115	Pin-Axle, Pivot	1	67	94-2806	Adapter-Bolt, Wheel (Europe)	6
56	325-33	Screw-HH	4	68	94-3052	Weight-Wheel (Europe)	2
57	92-7646	Fitting-Hydraulic 45° (Incl. Ref. #7)	1	69	3256-26	Washer-Flat (Europe)	6
58	69-8910	Washer	2	70	3213-14	Screw-HH (Europe)	6
59	69-8900	Spacer	1	71	94-3063	Extension-Valve (Europe)	2



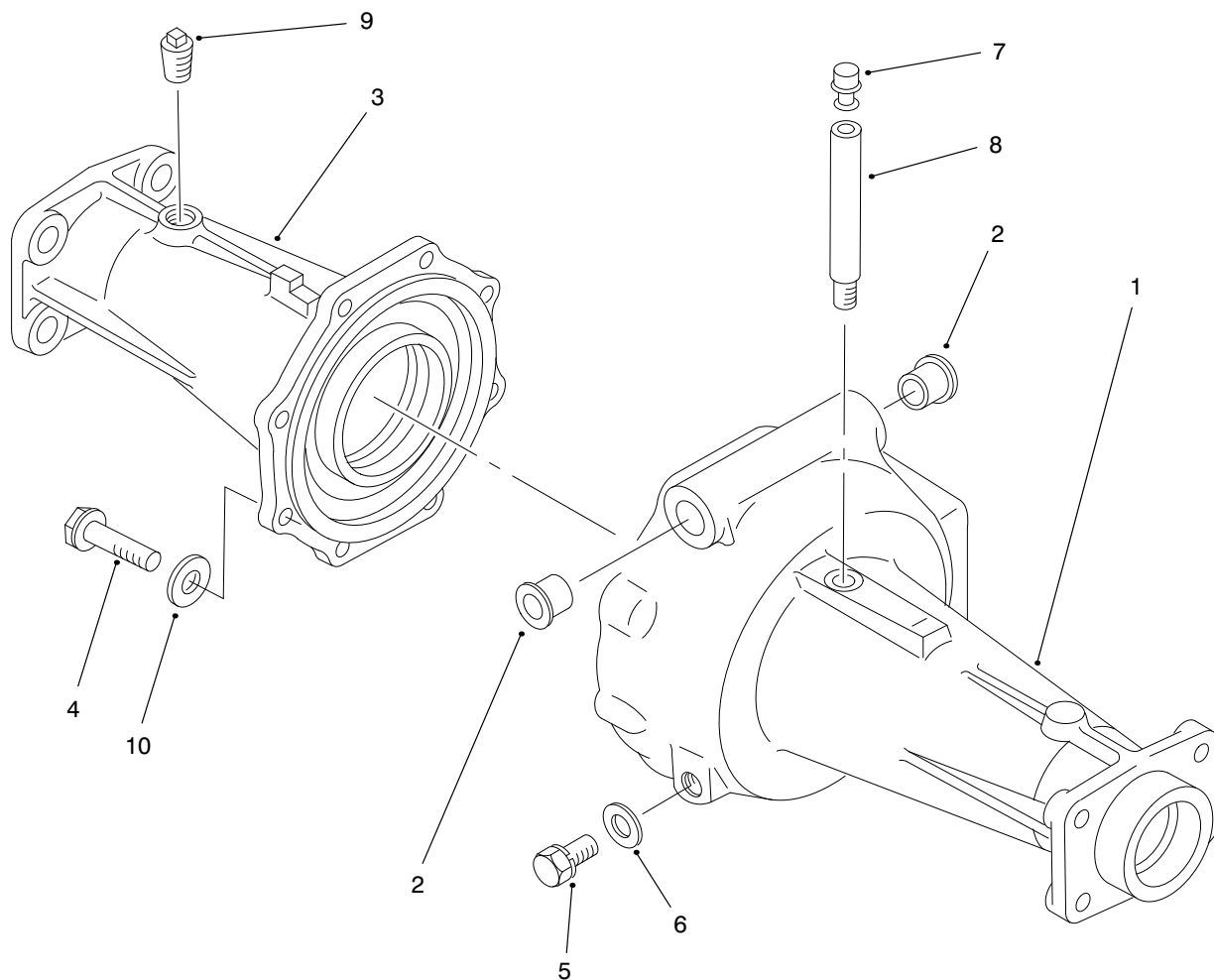
T-1109-3

SLEEVE ASM AXLE NO. 98-2447

Ref. No.	Part No.	Description	No. Used
1	76-7330	Bearing	1
2	76-7400	O-Ring	2
3	76-7410	Shim-0.1 mm	A/R
*	76-7420	Shim-0.2 mm	A/R
*	76-7430	Shim-0.4 mm	A/R
4	76-7320	Sleeve	1
5	93-7773	Bolt	4
6	76-7340	Seal-Oil	1

Ref. No.	Part No.	Description	No. Used
7	76-7350	Bushing	1
8	76-7380	Washer	1
9	76-7390	Nut-Lock	1
10	76-7360	O-Ring	1
11	76-7370	Bearing	1
12	76-8070	Adapter	1
*	77-4010	Shim Set (Incl. Ref. #3)	1

*Not Illustrated

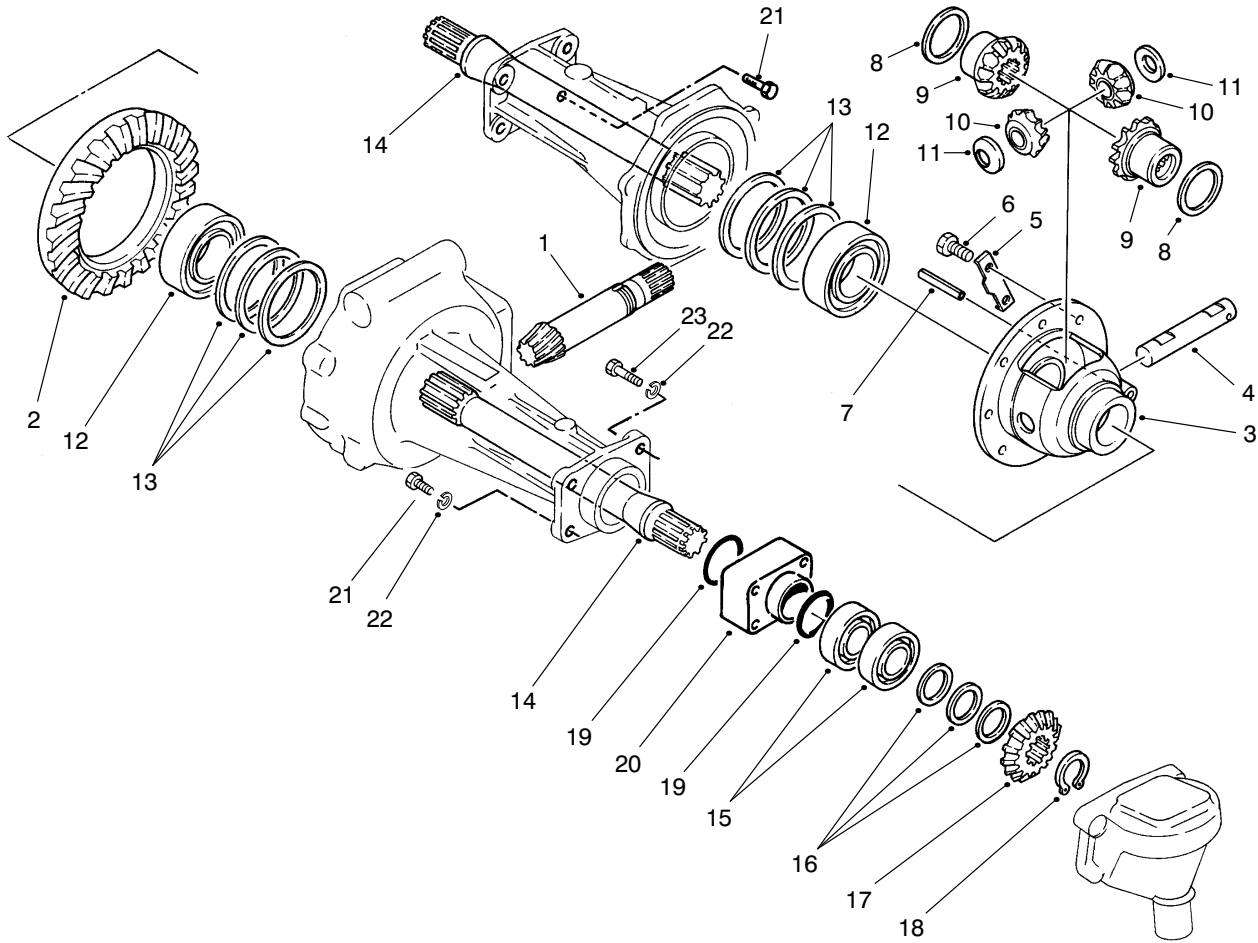


T-1112-2

AXLE HOUSING ASM NO. 98-2447 (Continued)

Ref. No.	Part No.	Description	No. Used
1	93-7778	Housing-Axle A	1
2	93-7787	Bushing-Flange	2
3	93-7779	Housing-Axle B	1
4	93-7782	Screw-HHF	8
5	76-7110	Plug	1

Ref. No.	Part No.	Description	No. Used
6	76-7120	Seal-Washer	1
7	76-7480	Plug-Vent	1
8	76-7470	Pipe	1
9	76-7140	Plug	1
10	93-7781	Washer	8



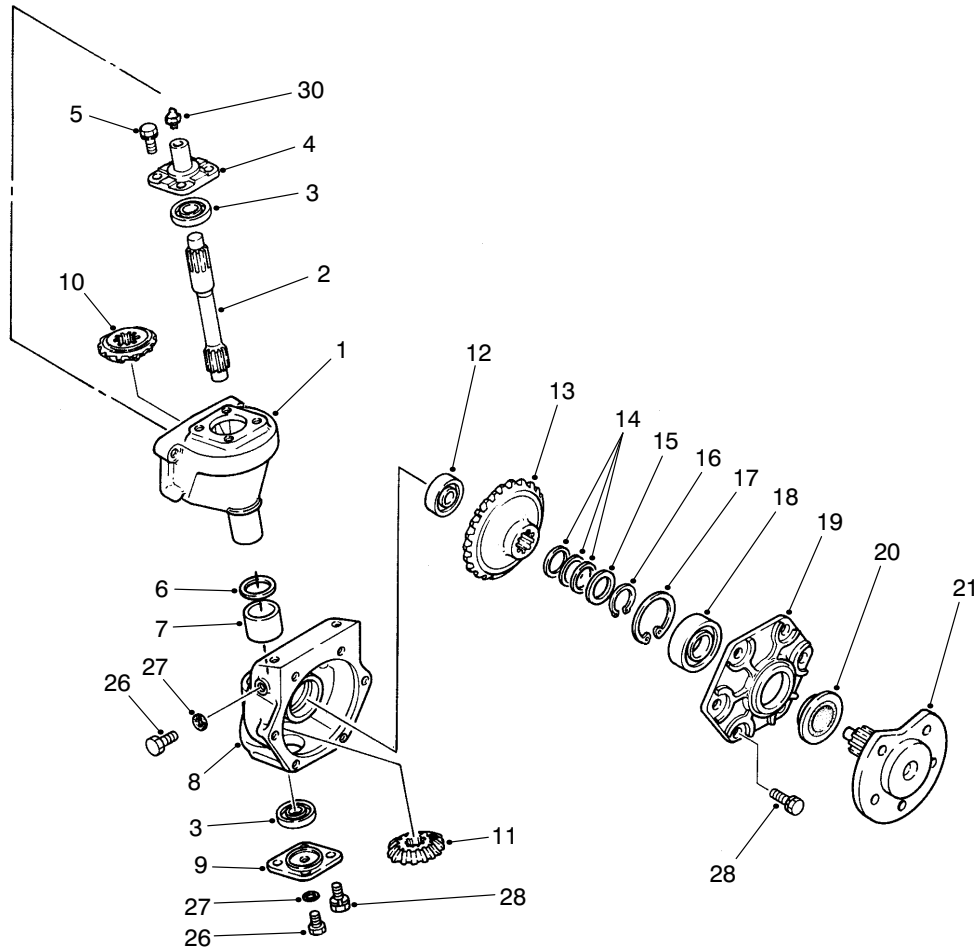
T-1111-2

DIFFERENTIAL & SHAFT ASM. NO. 98-2447 (Continued)

Ref. No.	Part No.	Description	No. Used
1	76-7250	Shaft-Drive	1
2	76-7240	Ring-Gear	1
3	76-7170	Case-Differential	1
4	76-7200	Shaft-Pinion	1
5	76-7230	Washer-Lock	4
6	76-7260	Bolt	8
7	76-7270	Pin-Spring	1
8	76-7220	Washer-Thrust	2
9	76-7190	Gear-Side	2
10	76-7180	Pinion-Mate	2
11	76-7210	Washer-Thrust	2
12	76-7280	Bearing	2
13	76-7290	Shim-0.1 mm	A/R
*	76-7300	Shim-0.2 mm	A/R
*	76-7310	Shim-0.3 mm	A/R
14	76-7490	Shaft-Differential	2
15	76-7500	Bearing	4

Ref. No.	Part No.	Description	No. Used
16	76-7520	Shim-0.1 mm	A/R
*	76-7530	Shim-0.2 mm	A/R
*	76-7540	Shim-0.4 mm	A/R
17	76-7510	Pinion-14T	2
18	76-7550	Ring-Retaining	2
19	76-7580	O-Ring	4
20	76-7590	Spacer	2
21	76-7600	Bolt-Reamer	2
22	76-7620	Washer-Lock	8
23	76-7610	Bolt	6
*	76-7160	Asm-Gear Case (Incl. Ref. #2-11)	1
*	77-4000	Shim Set (Incl. Ref. #13)	1
*	77-4020	Shim Set (Incl. Ref. #16)	1

*Not Illustrated



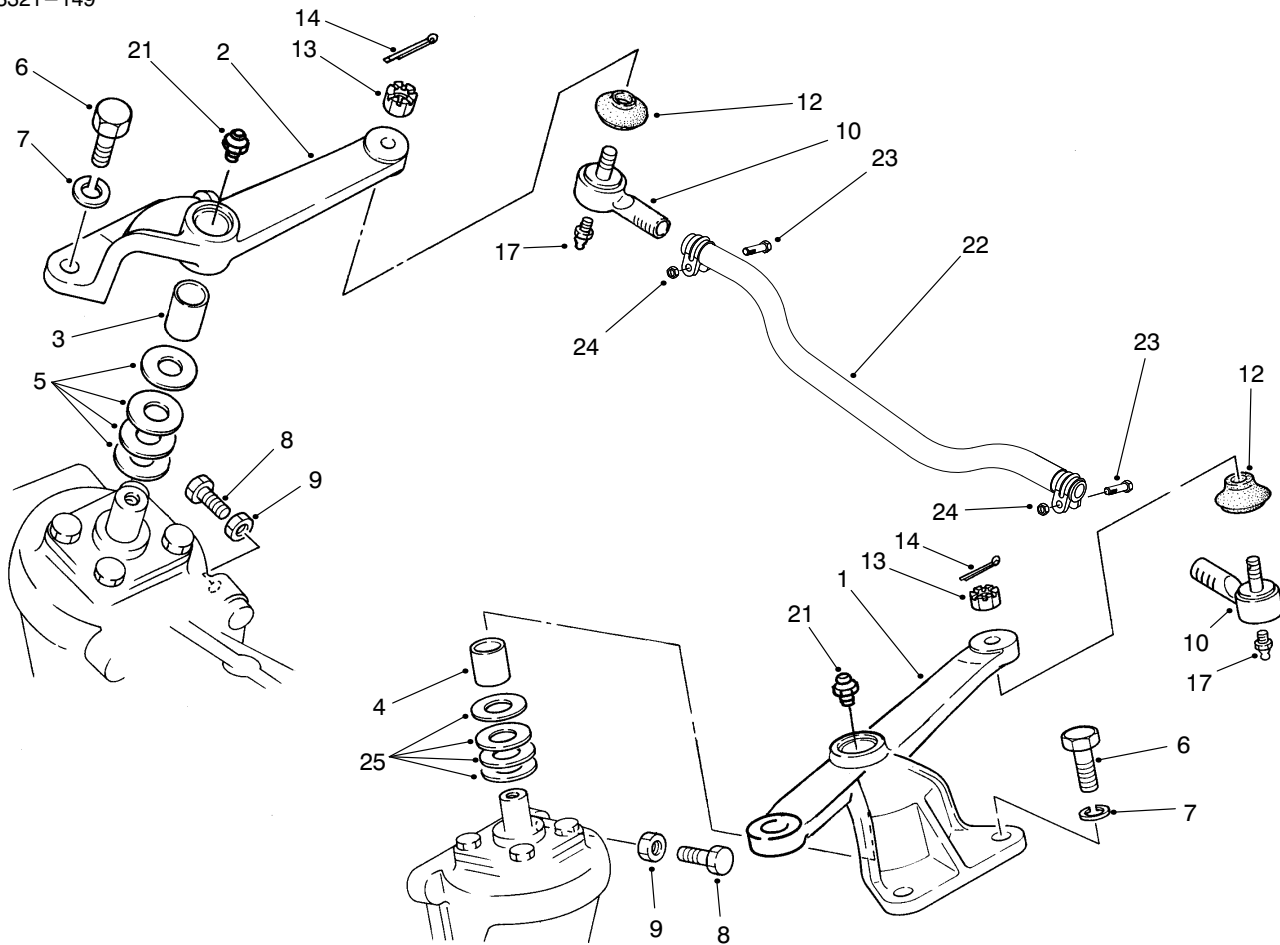
T-1110-1

STEERING GEAR CASE ASM. NO. 98-2447 (Continued)

Ref. No.	Part No.	Description	No. Used
1	76-7560	Case-Gear	2
2	76-7650	Shaft-Final Drive	2
3	76-7670	Bearing	4
4	76-7660	Holder-20 mm L.H.	1
*	76-7630	Holder-25 mm R.H.	1
5	76-7640	Bolt	8
6	76-7740	Seal-Oil	2
7	76-7730	Bushing	2
8	76-7680	Case-Final Drive	2
9	76-7770	Cover	2
10	76-7510	Pinion-14T	2
11	76-7750	Pinion-15T	2
12	94-2803	Bearing	2
13	76-7840	Gear-Bevel	2
14	76-7890	Shim-0.15 mm	A/R
*	76-7900	Shim-0.2 mm	A/R

Ref. No.	Part No.	Description	No. Used
*	76-7910	Shim-0.4 mm	A/R
15	76-7880	Spacer	2
16	76-7920	Ring-Retaining	2
17	76-7930	Ring-Retaining	2
18	93-7775	Bearing	2
19	76-7810	Holder-Bearing	2
20	76-7870	Seal-Oil	2
21	76-7830	Shaft-Wheel	2
26	76-7110	Plug	4
27	76-7120	Seal-Washer	4
28	76-7640	Bolt	20
30	76-7960	Fitting-Grease	2
*	77-4030	Shim Set (Incl. Ref. #14)	1

*Not Illustrated

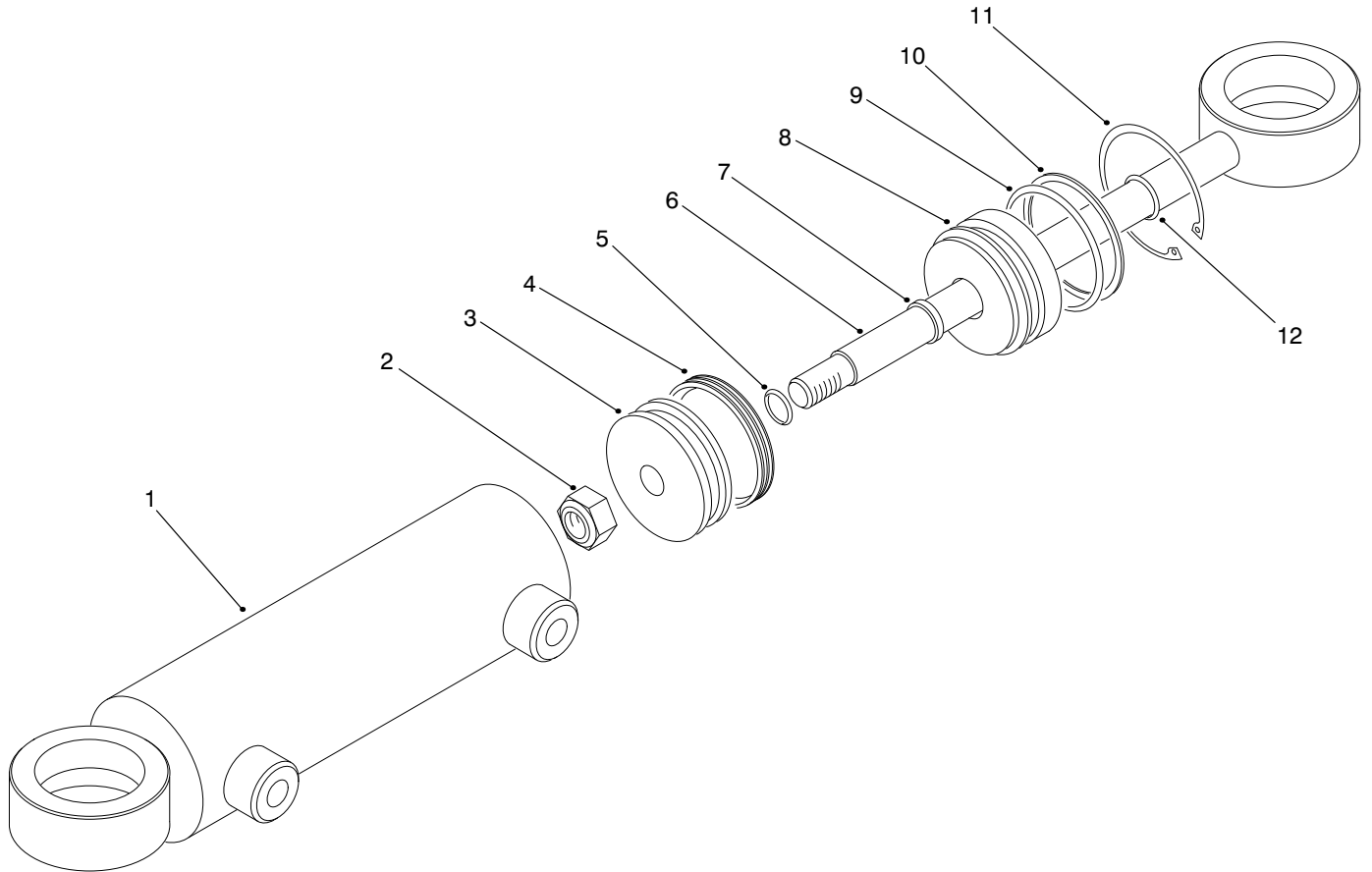


STEERING ARM LINKAGE ASM. NO. 98-2447 (Continued)

Ref. No.	Part No.	Description	No. Used
1	98-2444	Arm- Drag Link	1
2	98-2446	Arm- Tie Rod	1
3	76-4260	Bushing	1
4	76-7950	Bushing	1
5	76-7820	Shim-1.0 mm	A/R
*	76-7970	Shim-1.4 mm	A/R
*	76-7980	Shim-1.2 mm	A/R
*	76-7990	Shim-.08 mm	A/R
6	76-8000	Bolt	4
7	76-8010	Washer	2
8	76-7710	Bolt	2
9	76-7720	Nut	4
10	2411-45	Tie Rod End	2
12	71-4760	Seal	2
13	32136-13	Nut-Hex. Slotted	2
14	3272-7	Pin-Cotter	2

Ref. No.	Part No.	Description	No. Used
17	302-55	Fitting-Grease	2
21	76-7960	Fitting-Grease	2
22	98-8841	Bar & Clamp ASM	1
23	323-9	Screw-HH	2
24	3296-39	Nut-Lock	2
25	76-7700	Shim-0.8 mm	A/R
*	76-7760	Shim-1.0 mm	A/R
*	76-7780	Shim-1.2 mm	A/R
*	76-7790	Shim-1.4 mm	A/R
*	77-4050	Shim Set (Incl. Ref. #5)	1
*	77-4040	Shim Set (Incl. Ref. #25)	1
*	98-8838	Tie Rod-4WD (Incl. Ref. #10-13, 17 & 22-24)	1

*Not Illustrated



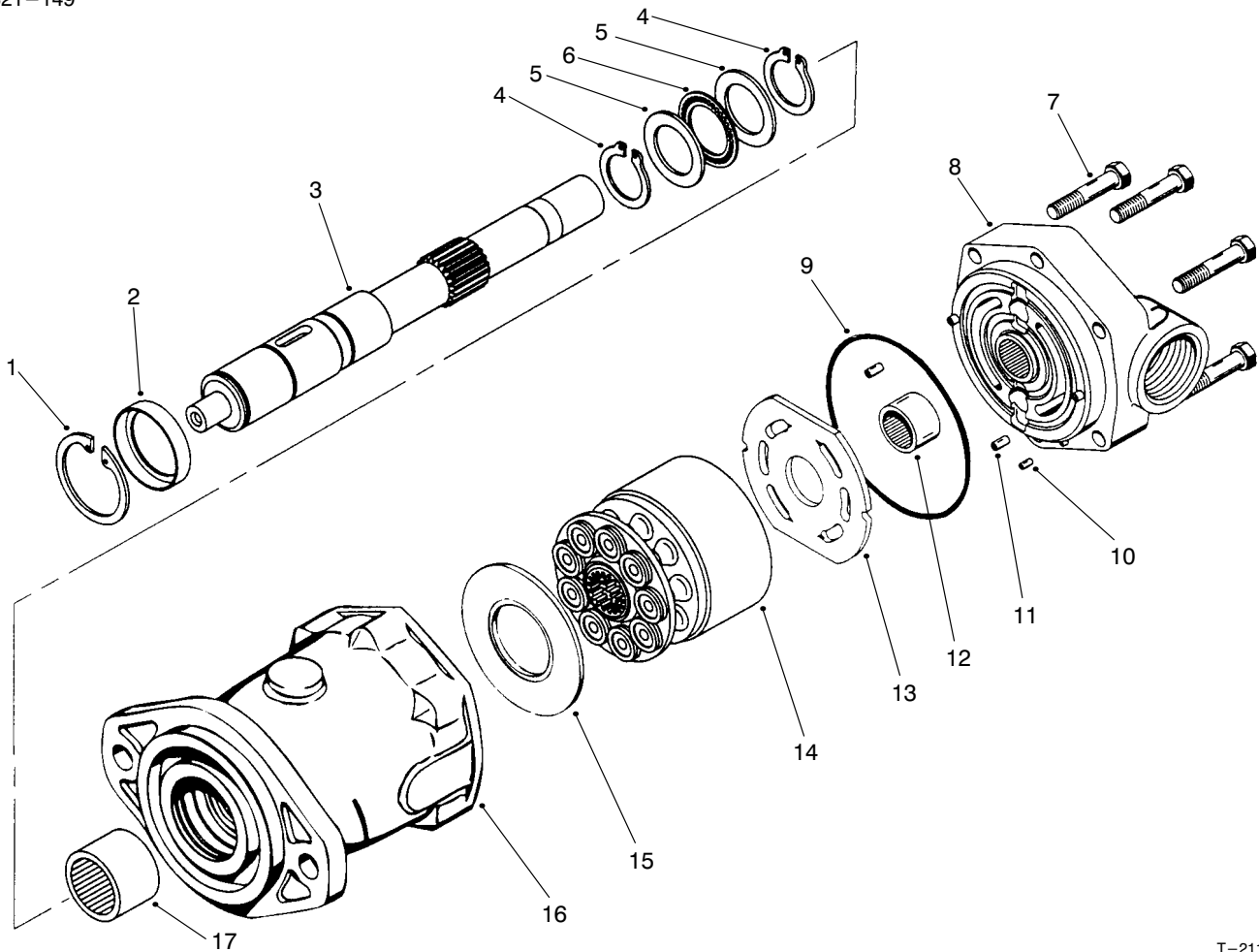
T-2452-1

HYDRAULIC STEERING CYLINDER NO. 94-8141

Ref. No.	Part No.	Description	No. Used
1	94-9955	Asm-Barrel	1
2	32152-10	Nut-Lock	1
3	94-9957	Piston	1
4		Uniring	1
5		O-Ring	1
6	94-9956	Asm-Piston Rod	1
7		Seal-Rod	1
8	94-9958	Gland-Cylinder	1

Ref. No.	Part No.	Description	No. Used
9		O-Ring	1
10		Backup	1
11	32120-8	Ring-Retaining	1
12		O-Ring	1
*	86-5390	Kit-Seal (Incl. Ref. #4, 5, 7, 9, 10 & 12)	1

*Not Illustrated

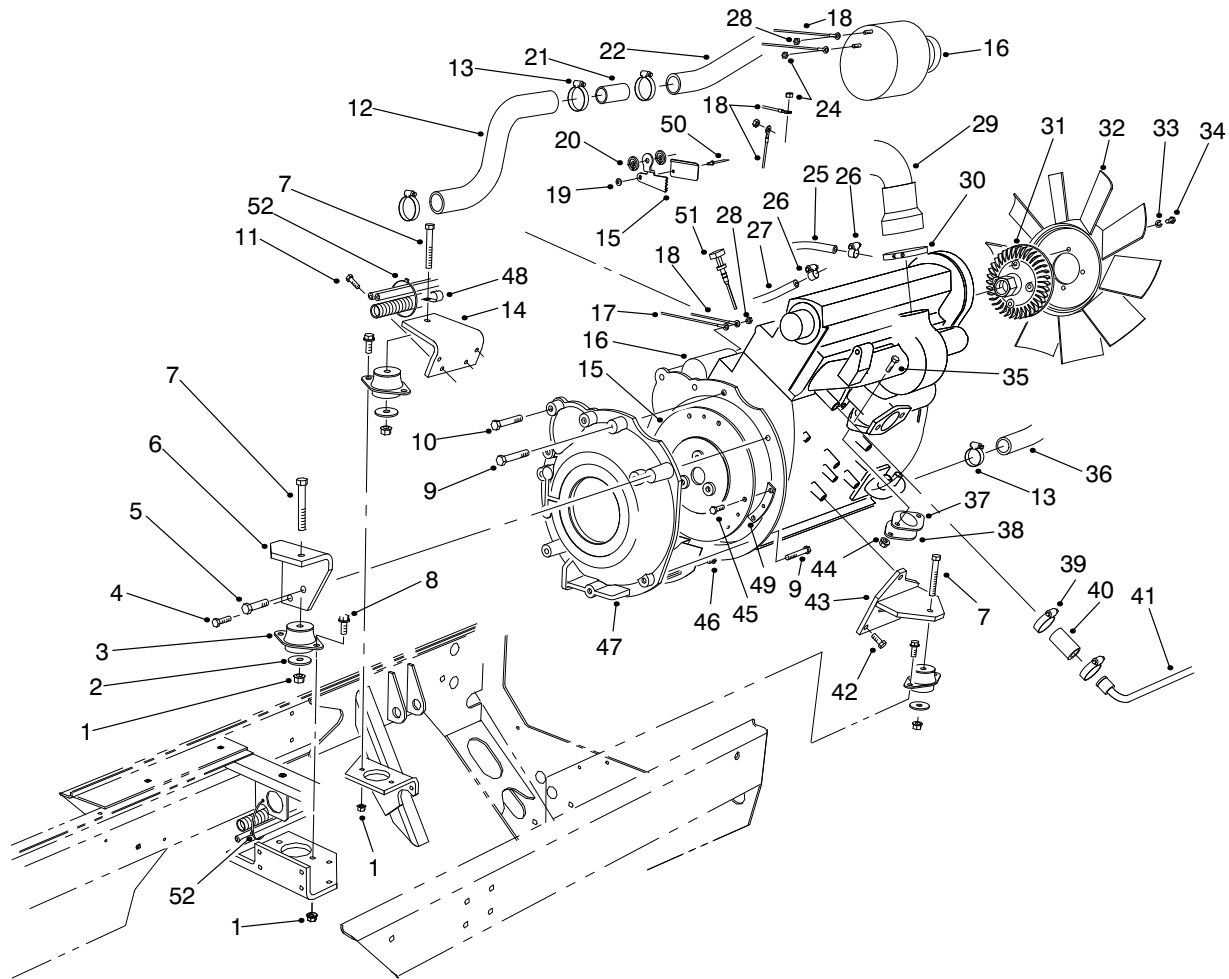


T-2118-1

4 WD HYDRAULIC MOTOR ASM NO. 92-7386

Ref. No.	Part No.	Description	No. Used
1	76-7010	Ring-Retaining	1
2	76-7020	Spacer	1
3	76-6930	Shaft-Drive, Straight	1
4	76-7000	Ring-Retaining	2
5	76-6950	Race-Thrust	2
6	76-6960	Bearing-Thrust	1
7	94-3002	Screw-HH	6
8	94-3000	Asm-Backplate (Incl. Ref. #10-12)	1
9	76-6980	O-Ring	1

Ref. No.	Part No.	Description	No. Used
10		Pin-Dowel	3
11		Pin-Dowel	1
12		Bearing-Needle	1
13	94-3003	Plate-Valve	1
14	76-6910	Kit-Rotating	1
15	76-6970	Insert-Camplate	1
16	94-3001	Housing (Incl. Ref. #17)	1
17		Bearing-Needle	1

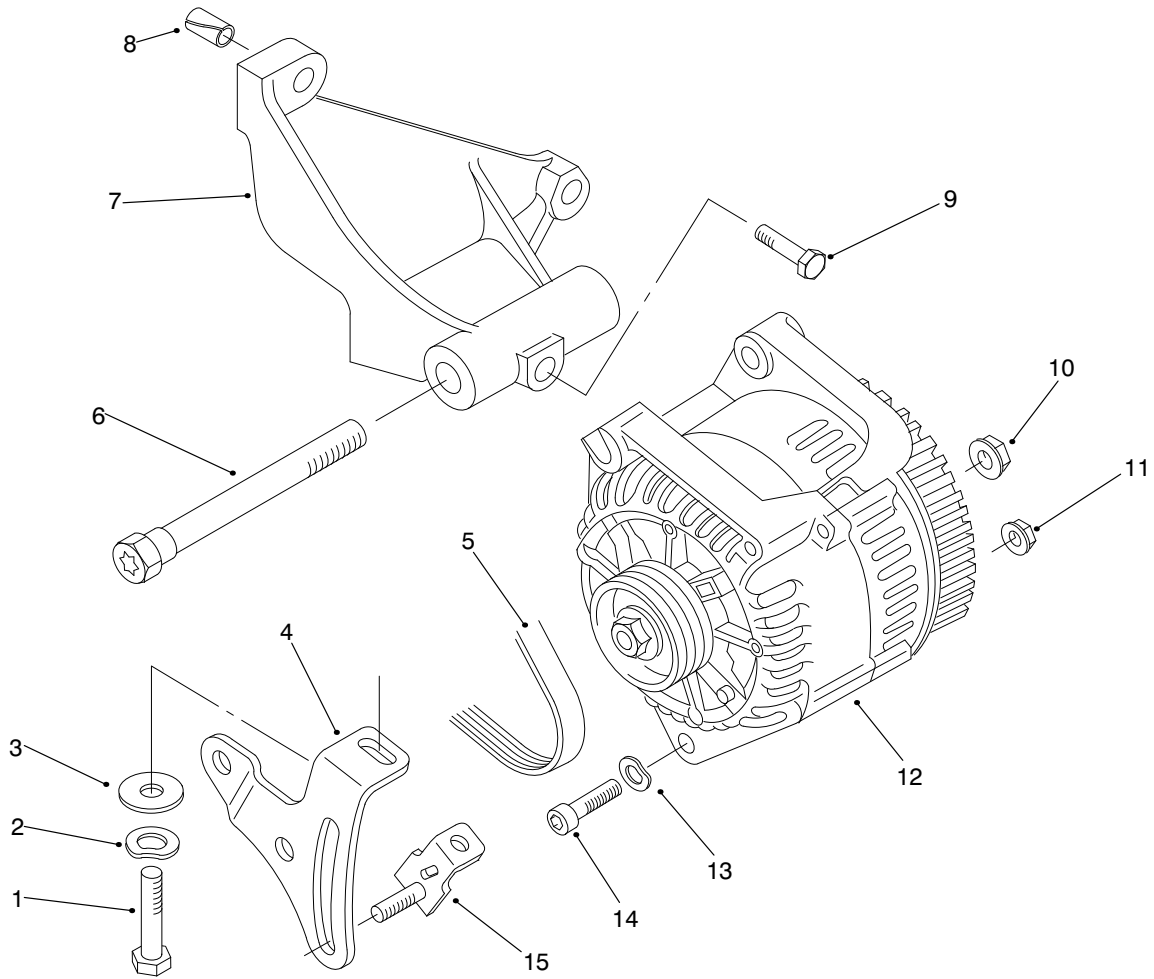


T-2074-1

ENGINE INSTALLATION ASM

Ref. No.	Part No.	Description	No. Used	Ref. No.	Part No.	Description	No. Used
1	33005-00	Nut-HF	9	27	63-7627	Hose-Fuel	1
2	87-5100	Washer-Snubbing	3	28	48-7930	Nut-Hex.	2
3	53-9681	Mount-Rubber	3	29	94-2624	Hose-Manifold	1
4	48-9470	Screw	1	30	2412-125	Clamp-Hose	1
5	48-7840	Screw-HH	1	31	92-7466	Clutch-Fan	1
6	92-7425	Support-Mount, Engine	1	32	74-3650	Fan-Engine	1
7	33105-070	Screw-HHF	3	33	3253-4	Washer-Lock	4
8	33105-030	Screw-HHF	6	34	33104-016	Screw-HH	4
9	48-7570	Screw-HH	3	35	33104-020	Screw-HHF	2
10	48-7810	Screw-HH	3	36	92-7463	Hose-Radiator, Lower	1
11	66-3160	Screw	4	37	77-3700	Gasket-Exhaust, Manifold	1
12	94-1418	Hose-Radiator, Upper	1	38	92-7382	Cover-Manifold	1
13	2412-3	Clamp-Hose	4	39	2412-129	Clamp-Hose	4
14	92-7429	Mount-Motor, RH	1	40	74-6490	Hose-Water Line	2
15	94-1421	Coupling-Center, Spring	1	41	92-7381	Tube-Water, Return	1
16	93-4233	Asm-Engine	1	42	48-7780	Screw-HH	3
17	75-1370	Cable-Battery, Positive	1	43	92-7426	Mount-Motor	1
18	94-3090	Harness-Wire, Main	1	44	33004-00	Nut-HF	2
*	94-9967	Circuit Breaker-50 Amp	1	45	48-7700	Screw-HH	6
*	94-9968	Circuit Breaker-100 Amp	1	46	48-7610	Screw-HH	3
19	3256-49	Washer-Flat	1	47	82-5120	Adapter-Pump To Engine	1
20	86-2990	Mount-Cable, Throttle	2	48	2412-150	J-Clip	1
21	93-7594	Spacer-Tubular	1	49	92-1422	Spacer-Coupler	3
22	93-4215	Hose-Radiator, Upper Rear	1	50	3290-282	Rivet-Pop	1
24	48-7880	Nut	3	51	93-9176	Dipstick-Peugeot	1
25	92-7521	Hose-Fuel	1	52	3290-378	Tie-Cable	2
26	2412-108	Clamp-Hose	2				

*Not Illustrated

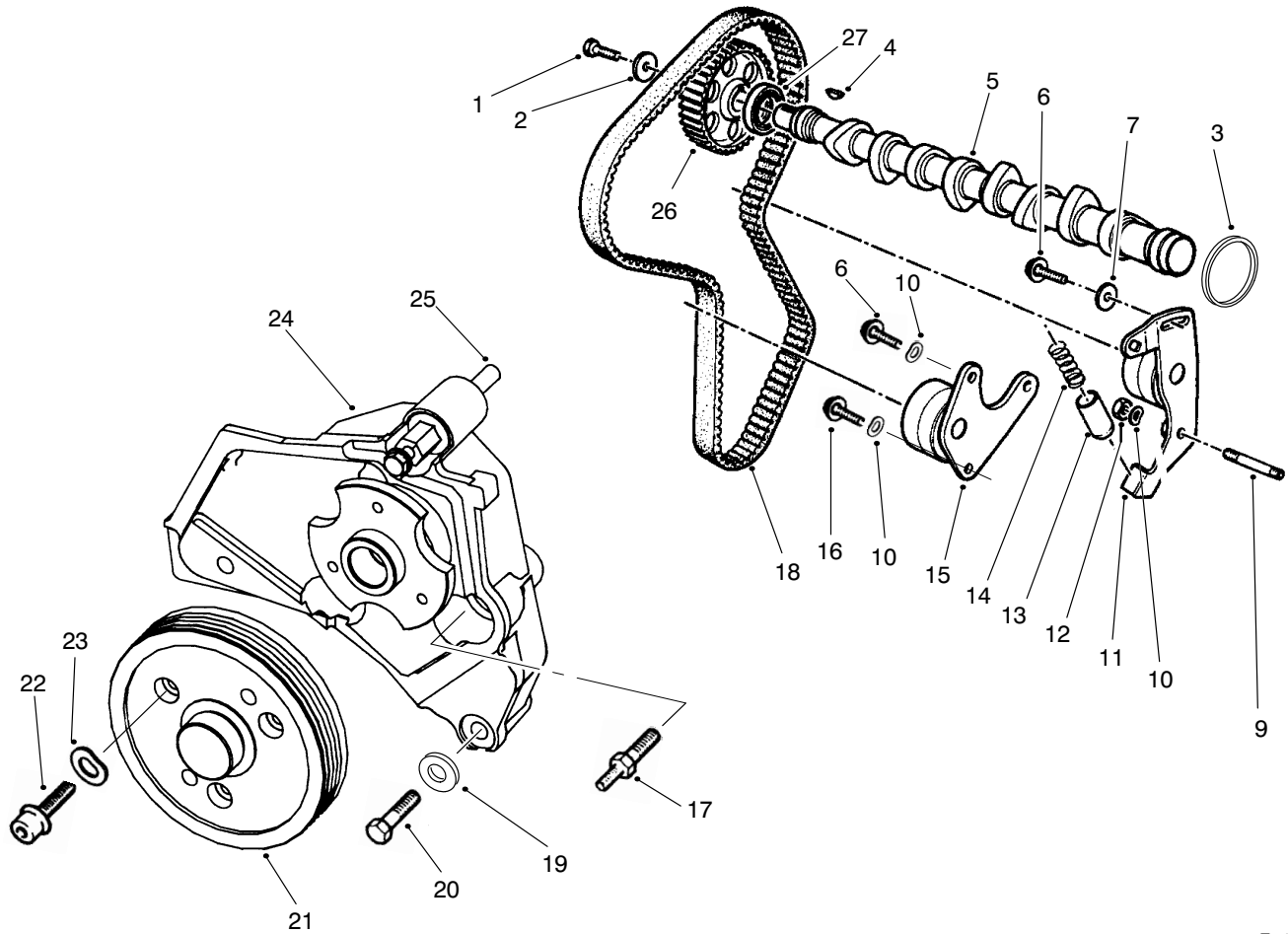


T-2147

ALTERNATOR ASM

Ref. No.	Part No.	Description	No. Used
1	76-5060	Screw	1
2	76-5010	Washer-Spring	1
3	94-3260	Washer-Flat	1
4	94-3255	Slide	1
5	94-3256	Belt	1
6	94-3254	Screw	1
7	94-3253	Bracket	1
8	74-8610	Pin	2

Ref. No.	Part No.	Description	No. Used
9	94-3259	Screw	1
10	94-3262	Nut	1
11	94-3261	Nut	1
12	94-3252	Alternator	1
13	94-3257	Washer-Spring	1
14	94-3258	Screw	1
15	76-4990	Bracket	1

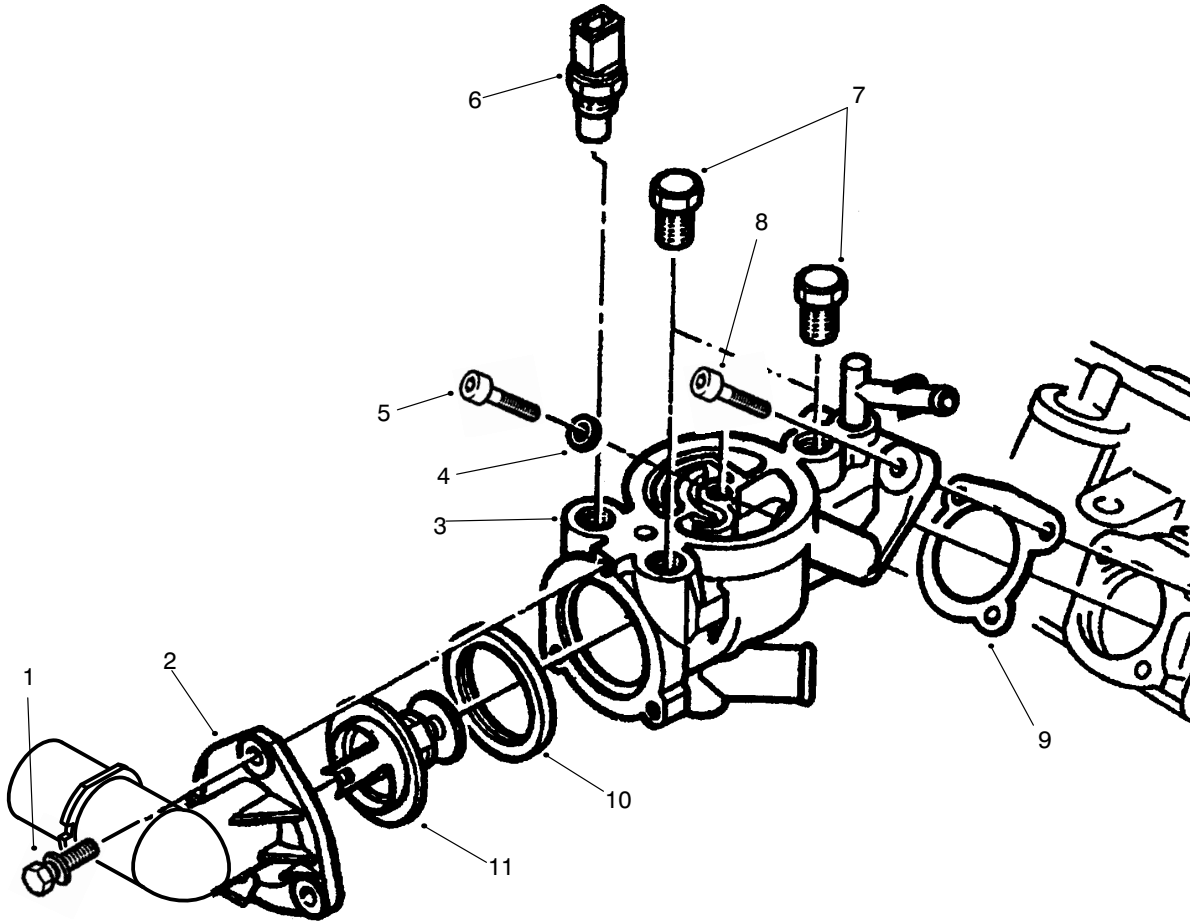


T-2141-1

CAMSHAFT & FAN SUPPORT ASM

Ref. No.	Part No.	Description	No. Used
1	77-3440	Screw	2
2	77-3450	Washer	2
3	77-3420	Gasket	1
4	77-3410	Key	1
5	77-3400	Camshaft	1
6	94-3163	Screw	1
7	94-3166	Washer-Flat	1
9	94-3162	Stud	1
10	94-3164	Washer-Spring	4
11	94-3159	Asm-Roller	1
12	94-3165	Nut-Lock	1
13	77-3520	Cup	1
14	77-3510	Spring	1

Ref. No.	Part No.	Description	No. Used
15	94-3160	Asm-Roller	1
16	94-3161	Screw	2
17	94-3170	Screw	1
18	74-8830	Belt	1
19	94-3172	Washer	3
20	94-3171	Screw	2
21	94-3168	Pulley-Fan	1
22	94-3173	Screw	3
23	76-5010	Washer	3
24	94-3167	Bracket-Fan	1
25	94-3169	Screw	1
26	92-7787	Pulley-Camshaft	1
27	94-9994	Gasket-Camshaft	1

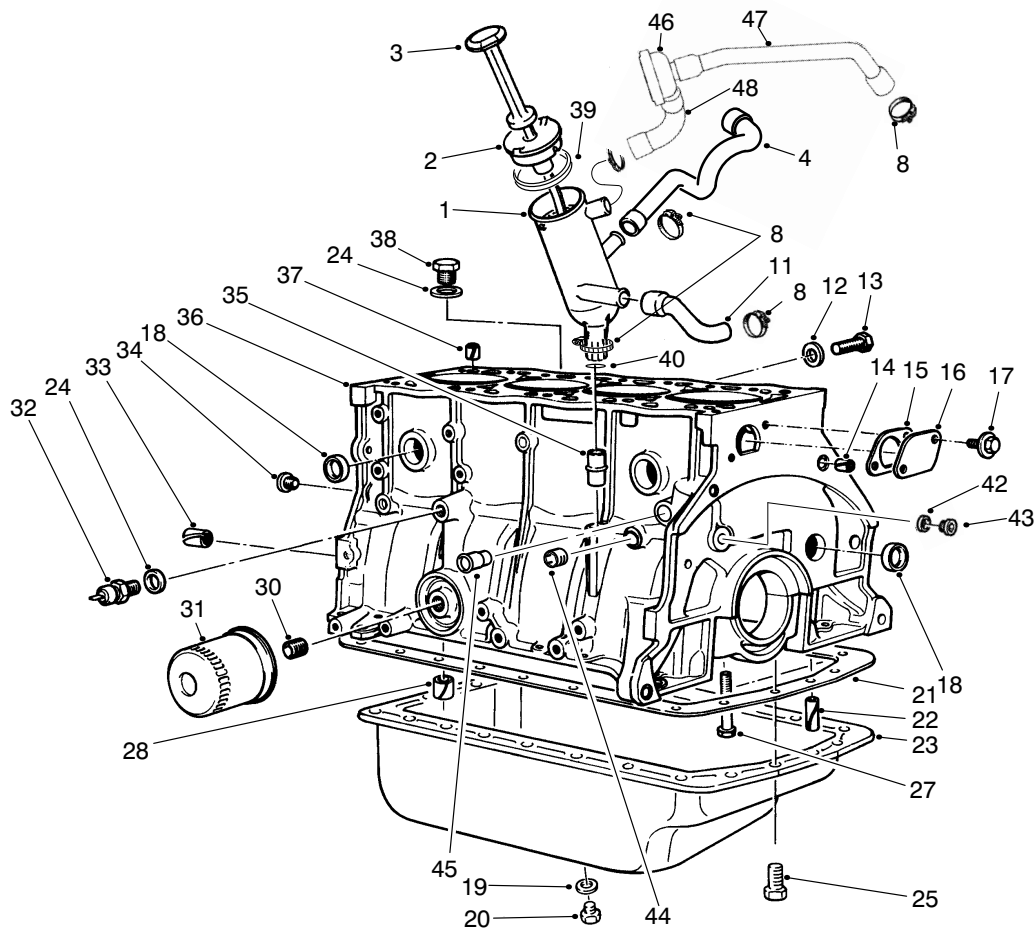


T-2143-3

COLLECTOR ASM

Ref. No.	Part No.	Description	No. Used
1	94-3131	Screw	3
2	94-3208	Stub-Outlet	1
3	98-9970	Box-Outlet	1
4	94-3207	Ring	1
5	94-3214	Screw	1
6	94-3211	Temp Sending Unit	1

Ref. No.	Part No.	Description	No. Used
7	94-3212	Plug	2
8	94-3213	Screw	1
9	94-3206	Gasket	1
10	94-3210	Gasket	1
11	94-3209	Thermostat	1

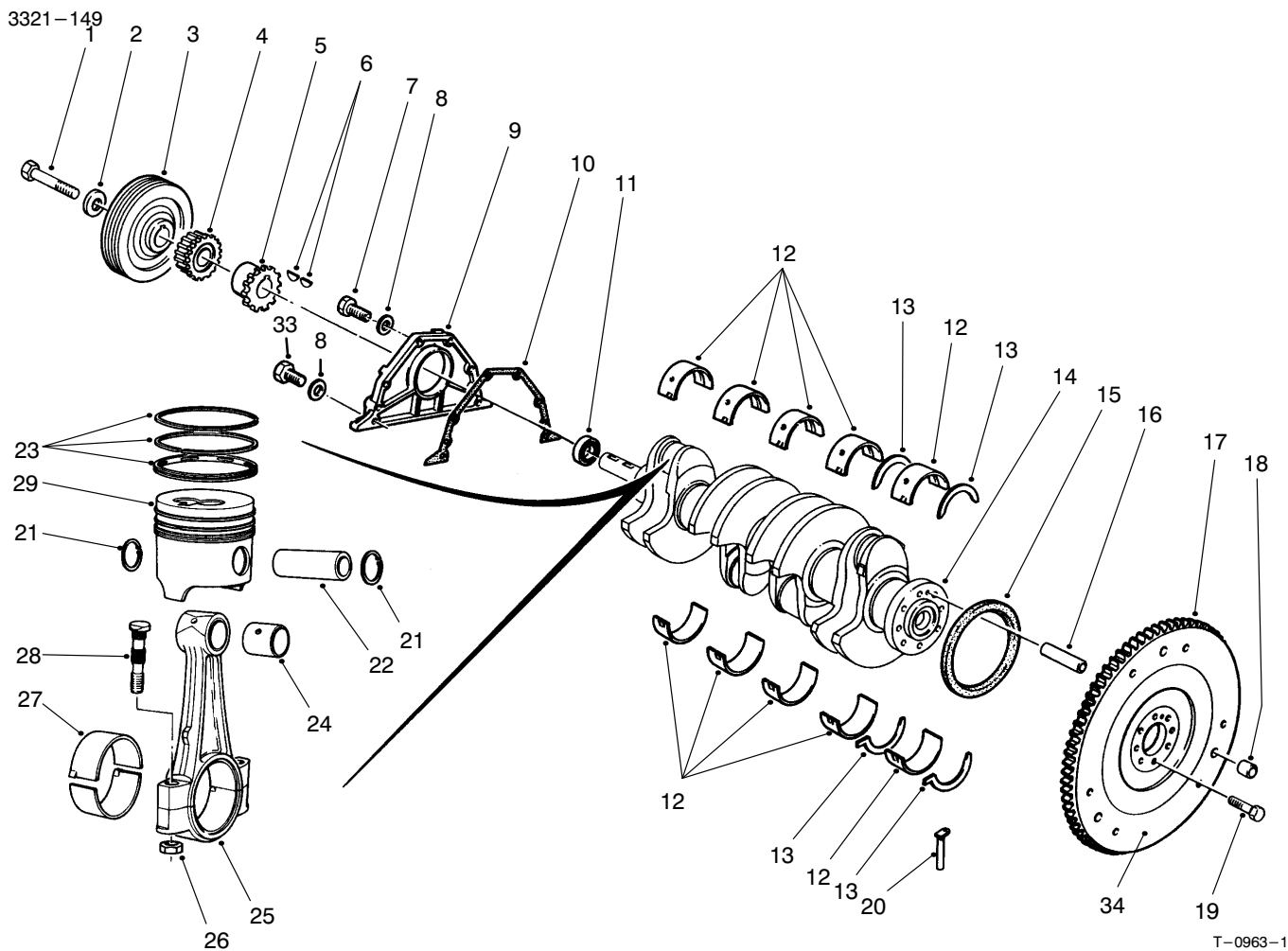


T-2142-3

CRANKCASE ASM

Ref. No.	Part No.	Description	No. Used	Ref. No.	Part No.	Description	No. Used
1	94-3181	Oil Filler (Incl. Ref. 39)	1	27	74-7930	Screw-Bearing Cap	10
2	94-3182	Plug	1	28	74-7940	Bushing-Spring	1
3	93-9176	Dipstick-Oil	1	29	74-7950	Screw-Plate	6
4	94-3184	Union	1	30	74-7960	Stud-Filter	1
8	2412-129	Clamp-Hose	8	31	74-7970	Filter-Oil	1
11	74-7770	Hose-Crankcase	1	32	94-3180	Switch-Pressure	1
12	74-7780	Gasket	1	33	74-7990	Pin-Spring	4
13	74-7790	Screw	1	34	74-8000	Plug	2
14	94-3102	Pin	2	35	74-8010	Guide-Dipstick	1
15	74-7810	Gasket-Plate	1	36	94-3100	Asm-Short Block (Incl. Pistons next page)	1
16	74-7820	Plate	1	37	74-8030	Pin-Spring	1
17	94-3112	Screw-Washer Hd.	2	38	94-3105	Plug-Drain	1
18	74-7840	Plug-27 mm Dia.	8	39	94-3183	Gasket	1
*	94-3108	Plug-27.5 mm Dia.	8	40	94-3186	O-Ring	1
*	94-3109	Plug-28.5 mm Dia.	9	42	94-3106	Gasket	2
19	74-7320	Gasket	1	43	94-3104	Plug-Threaded	2
20	74-7310	Plug-Threaded	1	44	94-3103	Plug-Threaded	1
21	74-7380	Gasket-Oil Pan	1	45	94-3110	Stud	1
22	94-3111	Pin-Groove	2	46	94-3190	PCV Valve	1
23	74-7300	Pan-Oil	1	47	94-3192	Union	1
24	94-3107	Gasket	2	48	94-3191	Union	1
25	74-7330	Screw-HH	23	*	94-3101	Gasket Set (Without Head Gasket)	1
26	77-3790	Plug-Drain	1				

*Not Illustrated



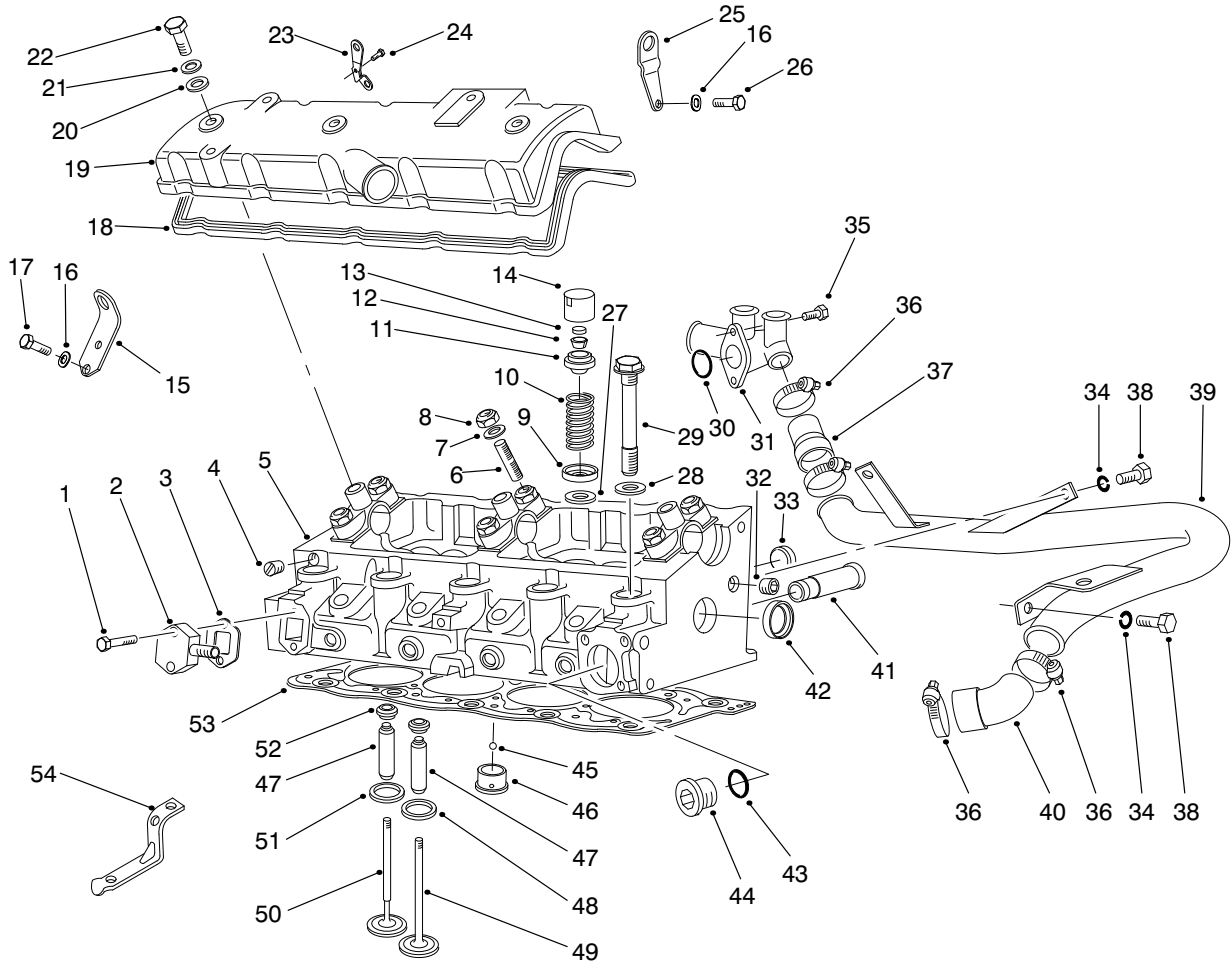
T-0963-1

CRANKSHAFT ASM

Ref. No.	Part No.	Description	No. Used
1	94-3145	Screw-HH	1
2	94-3146	Washer	1
3	94-3144	Pulley	1
4	74-8100	Gear-Pinion	1
5	95-3485	Sprocket-Oil Pump	1
6	74-8120	Key-Woodruff	2
7	94-3150	Screw-HH	4
8	94-3151	Washer	6
9	74-8140	Cover	1
10	74-8150	Gasket-Cover	1
11	94-3148	Seal-Shaft	1
12	74-8170	Bearing Set (Std.)	2
*	94-3140	Bearing Set (.30mm OS)	2
13	94-3141	Thrust Bearing Set (Std.)	2
*	94-3142	Thrust Bearing Set (.10mm OS)	2
*	74-8210	Thrust Bearing Set (.15mm OS)	2
*	94-3143	Thrust Bearing Set (.20mm OS)	2
14	74-8230	Crankshaft	1
15	94-3147	Seal	1
16	74-7990	Pin	1
17	94-3149	Gear-Flywheel	1
18	74-8270	Pin	3
19	95-3484	Screw-HH	8
20	74-8290	Seal-#1 Bearing Cap	2
21	74-8300	Clip-Piston Pin	8

Ref. No.	Part No.	Description	No. Used
22	74-8310	Pin-Piston	4
23	94-3158	Piston Ring Set Std.	4
*	74-8320	Piston Ring Set-0.20 mm	4
*	74-8330	Piston Ring Set-0.50 mm	4
*	74-8340	Piston Ring Set-0.80 mm	4
24	98-9965	Bushing-Sleeve	4
25	74-8360	Rod-Connecting (Set of 4)	4
26		Nut-Hex.	8
27	74-8380	Bearing-Connecting Rod (Std.)	4
*	94-3155	Bearing-Connecting Rod (49.7mm ID)	4
28	94-3156	Bolt-Connecting Rod (Incl. Ref. #26)	8
29	94-3157	Piston Set-Std. (Incl. Ref. #21-23)	1
29	74-8420	Piston Set-Stage #1 (83.13mm OD) (Incl. Ref. #21-23)	1
*	74-8430	Piston Set-Stage #2 (83.43mm OD) (Incl. Ref. #21-23)	1
*	74-8440	Piston Set-Stage #3 (83.73mm OD) (Incl. Ref. #21-23)	1
33	94-3152	Screw-HH	2
34	74-8260	Flywheel	1

*Not Illustrated



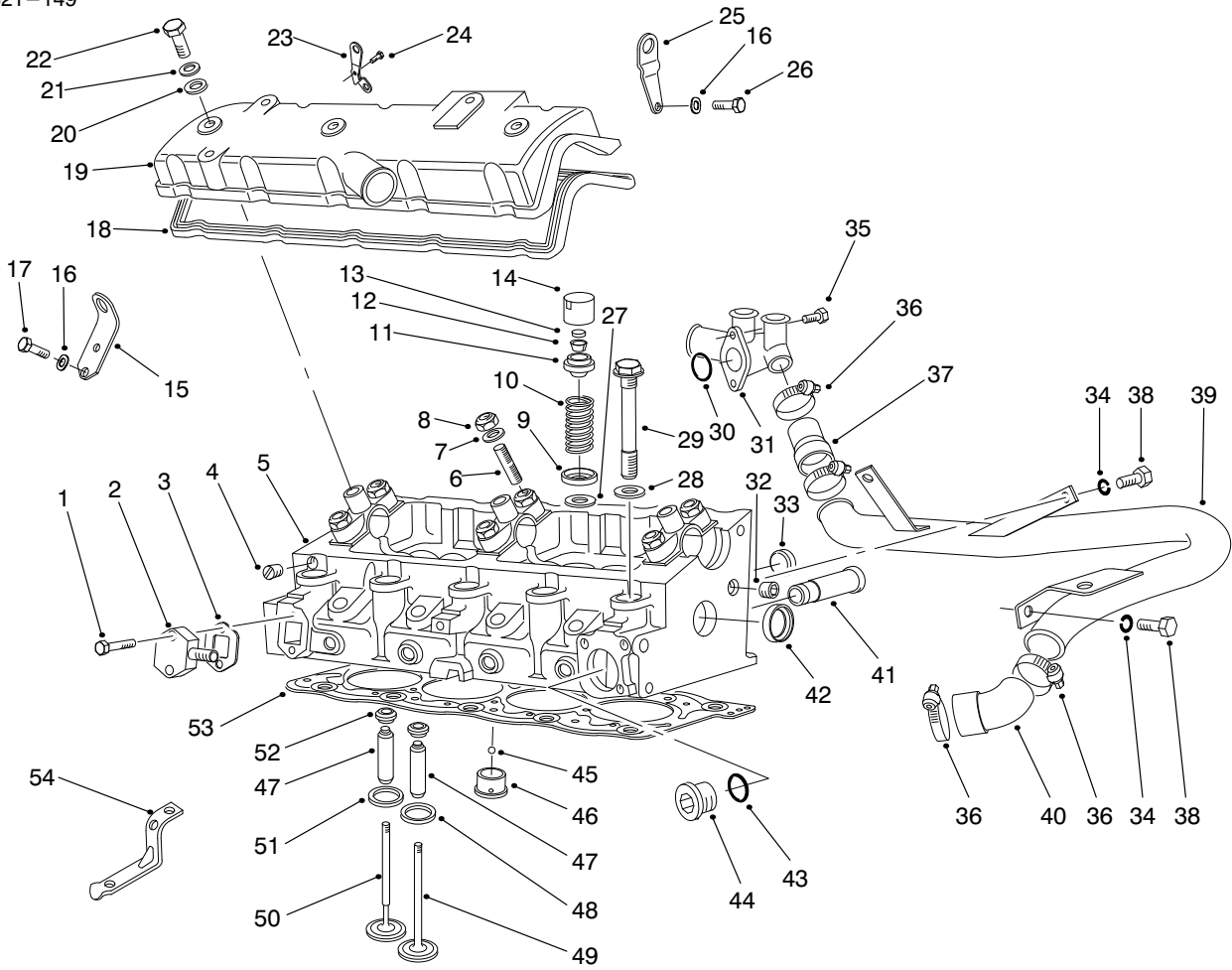
T-2148-4

CYLINDER HEAD ASM

Ref. No.	Part No.	Description	No. Used
1	94-3123	Screw-HH	2
2	94-3117	Plate	1
3	94-3116	Gasket	1
4	74-7600	Plug	4
5	94-3113	Asm-Cylinder Head	1
6	76-5130	Stud	6
7	74-8900	Washer-Flat	6
8	94-3115	Nut-Lock	6
9	74-6570	Cup-Lower Valve Spring	8
10	74-6560	Spring-Valve	8
11	74-6550	Cup-Upper Valve Spring	8
12	74-7240	Collar-Split	16
13	74-6580	Insert-Valve (1.650mm)	8
*	74-6590	Insert-Valve (1.725mm)	8
*	74-6600	Insert-Valve (1.800mm)	8
*	74-6610	Insert-Valve (1.900mm)	8
*	74-6620	Insert-Valve (1.975mm)	8
*	74-6630	Insert-Valve (2.050mm)	8
*	74-6640	Insert-Valve (2.125mm)	8
*	74-6650	Insert-Valve (2.225mm)	8
*	74-6660	Insert-Valve (2.250mm)	8
*	74-6670	Insert-Valve (2.275mm)	8
*	74-6680	Insert-Valve (2.300mm)	8
*	74-6690	Insert-Valve (2.325mm)	8
*	74-6700	Insert-Valve (2.350mm)	8
*	74-6710	Insert-Valve (2.375mm)	8

Ref. No.	Part No.	Description	No. Used
13	74-6720	Insert-Valve (2.400mm)	8
*	74-6730	Insert-Valve (2.425mm)	8
*	74-6740	Insert-Valve (2.450mm)	8
*	74-6750	Insert-Valve (2.475mm)	8
*	74-6760	Insert-Valve (2.500mm)	8
*	74-6770	Insert-Valve (2.525mm)	8
*	74-6780	Insert-Valve (2.550mm)	8
*	74-6790	Insert-Valve (2.575mm)	8
*	74-6800	Insert-Valve (2.600mm)	8
*	74-6810	Insert-Valve (2.625mm)	8
*	74-6820	Insert-Valve (2.650mm)	8
*	74-6830	Insert-Valve (2.675mm)	8
*	74-6840	Insert-Valve (2.700mm)	8
*	74-6850	Insert-Valve (2.725mm)	8
*	74-6860	Insert-Valve (2.750mm)	8
*	74-6870	Insert-Valve (2.775mm)	8
*	74-6880	Insert-Valve (2.800mm)	8
*	74-6890	Insert-Valve (2.825mm)	8
*	74-6900	Insert-Valve (2.850mm)	8
*	74-6910	Insert-Valve (2.875mm)	8
*	74-6920	Insert-Valve (2.900mm)	8
*	74-6930	Insert-Valve (2.925mm)	8
*	74-6940	Insert-Valve (2.950mm)	8
*	74-6950	Insert-Valve (2.975mm)	8
*	74-6960	Insert-Valve (3.000mm)	8
*	74-6970	Insert-Valve (3.025mm)	8

*Not Illustrated



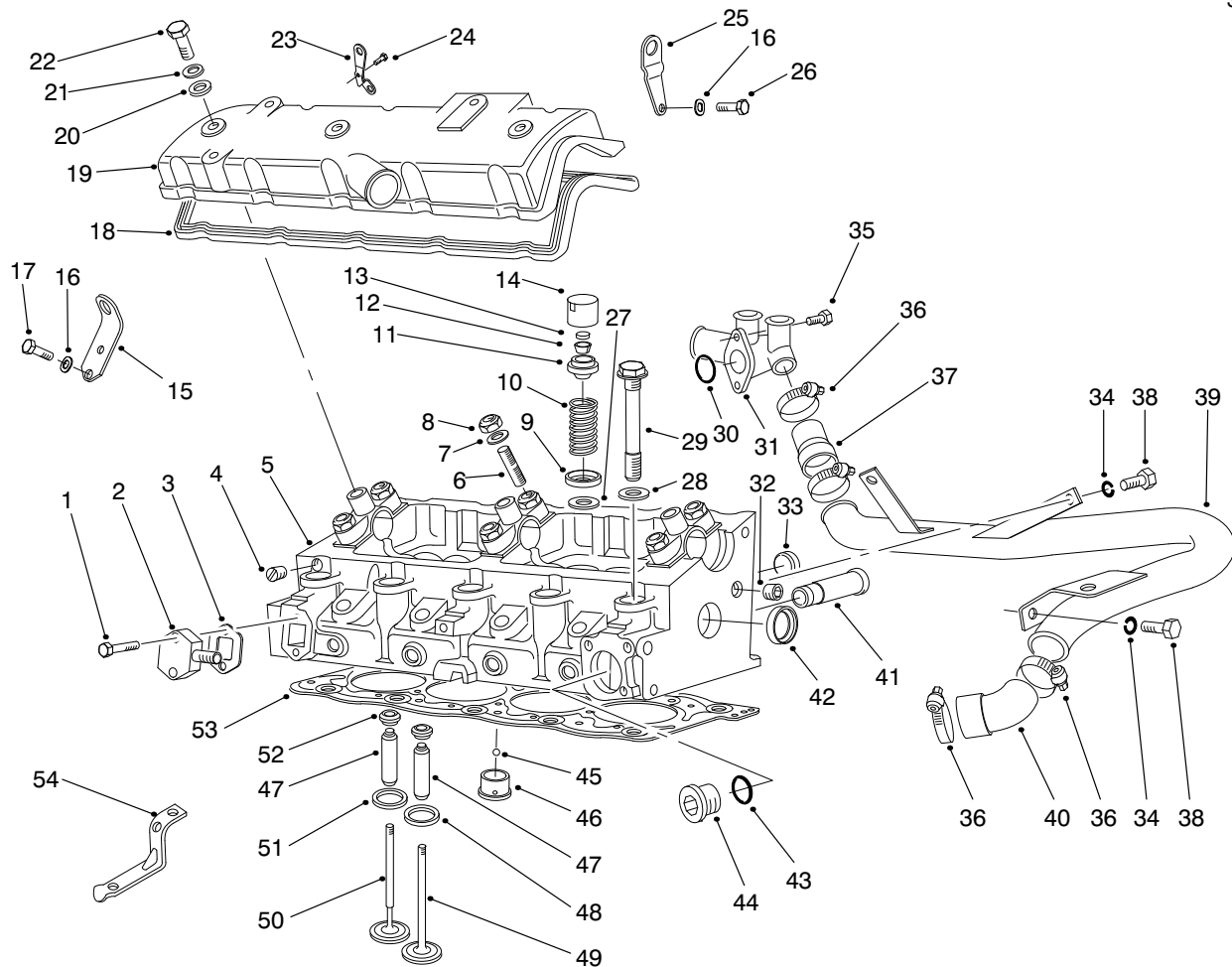
T-2148-4

CYLINDER HEAD ASM (Continued)

Ref. No.	Part No.	Description	No. Used
13	74-6980	Insert-Valve (3.050mm)	8
*	74-6990	Insert-Valve (3.075mm)	8
*	74-7000	Insert-Valve (3.100mm)	8
*	74-7010	Insert-Valve (3.125mm)	8
*	74-7020	Insert-Valve (3.150mm)	8
*	74-7030	Insert-Valve (3.175mm)	8
*	74-7040	Insert-Valve (3.200mm)	8
*	74-7050	Insert-Valve (3.225mm)	8
*	74-7060	Insert-Valve (3.250mm)	8
*	74-7070	Insert-Valve (3.275mm)	8
*	74-7080	Insert-Valve (3.300mm)	8
*	74-7090	Insert-Valve (3.325mm)	8
*	74-7100	Insert-Valve (3.350mm)	8
*	74-7110	Insert-Valve (3.375mm)	8
*	74-7120	Insert-Valve (3.400mm)	8
*	74-7130	Insert-Valve (3.425mm)	8
*	74-7140	Insert-Valve (3.450mm)	8
*	74-7150	Insert-Valve (3.475mm)	8
*	74-7160	Insert-Valve (3.500mm)	8
*	74-7170	Insert-Valve (3.550mm)	8
*	74-7180	Insert-Valve (3.625mm)	8
*	74-7190	Insert-Valve (3.700mm)	8
*	74-7200	Insert-Valve (3.775mm)	8
*	74-7210	Insert-Valve (3.850mm)	8
*	74-7220	Insert-Valve (3.925mm)	8
*	74-7230	Insert-Valve (4.000mm)	8

*Not Illustrated

Ref. No.	Part No.	Description	No. Used
14	74-6540	Tappet-Valve	8
15	94-3135	Bracket-Lifting	1
16	74-7560	Washer-Spring	3
17	76-5440	Screw	2
18	74-7630	Gasket-Valve Cover	1
19	74-7640	Cover-Valve	1
20	74-7650	Washer-Flat	3
21	94-3125	Washer	3
22	94-3124	Bolt-Valve Cover	3
23	94-3136	Bracket-Lifting	1
24	94-3138	Screw	1
25	94-3137	Bracket-Lifting	1
26	94-3139	Screw	1
27	94-3174	Washer	8
28	74-7270	Washer-Flat	10
29	74-7260	Bolt-Head	10
30	94-3197	O-Ring	1
31	94-3196	Inlet-Water	1
32	94-3118	Plug	1
33	74-7840	Plug-27 mm Dia.	2
*	94-3108	Plug-27.5 mm Dia.	2
*	94-3109	Plug-28.5 mm Dia.	2
34	68-9420	Washer-Lock	3
35	94-3198	Screw	2
36	2412-129	Clamp-Hose	4
37	94-3200	Hose-By-Pass	1



T-2148-4

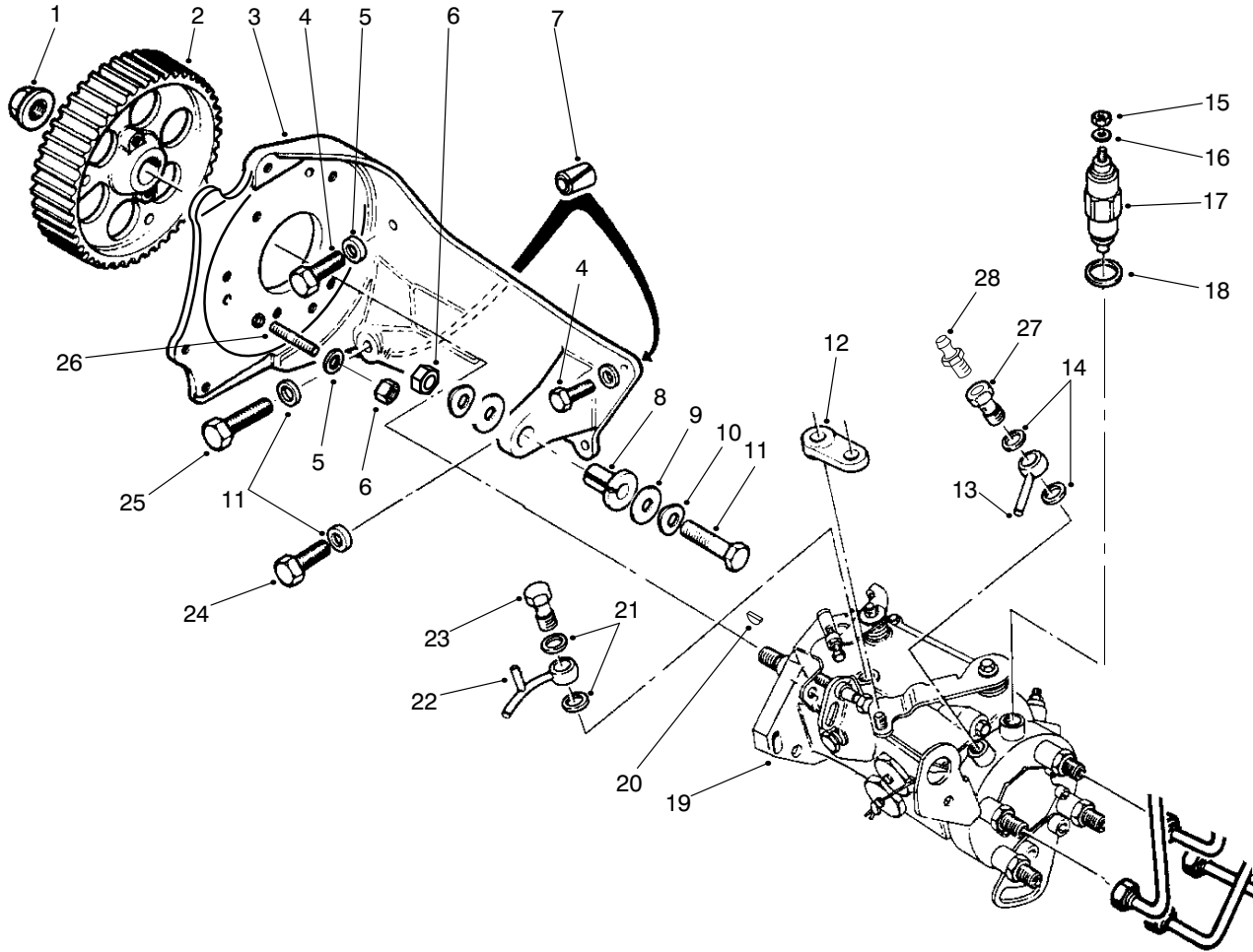
CYLINDER HEAD ASM (Continued)

Ref. No.	Part No.	Description	No. Used
38	48-7700	Screw-HH	3
39	94-3199	Pipe-By-Pass	1
40	98-9971	Hose-By-Pass	1
41	74-7400	Tube	1
42	74-7840	Plug	2
43	94-3122	Gasket	1
44	94-3121	Plug	1
45	74-7420	Ball	4
46	74-7430	Chamber-Turbulence (32.45mm)	4
*	74-7440	Chamber-Turbulence (32.65mm)	4
47	92-7792	Guide-Valve (14.29mm)	8
*	92-7793	Guide-Valve (14.59mm)	8
48	74-7450	Seat-Intake Valve (39.3mm)	4
*	74-7460	Seal-Intake Valve (39.5mm)	4

Ref. No.	Part No.	Description	No. Used
49	74-7480	Valve-Intake	4
50	92-7794	Valve-Exhaust	4
51	92-7795	Seat-Exhaust Valve (34.5mm)	4
52	92-7791	Seal-Valve	8
53	94-8132	Gasket-Head (1.48 mm)	1
*	94-8133	Gasket-Head (1.52 mm)	1
*	94-8134	Gasket-Head (1.58 mm)	1
*	94-8135	Gasket-Head (1.62 mm)	1
54	94-3120	Bracket	1
*	74-7670	Head Bolt & Washer Set (Incl. Ref. #28 & 29)	1
*	94-3119	Kit-Gasket	1
*	94-9965	Asm-Head, Cylinder	1

*Not Illustrated

3321-149

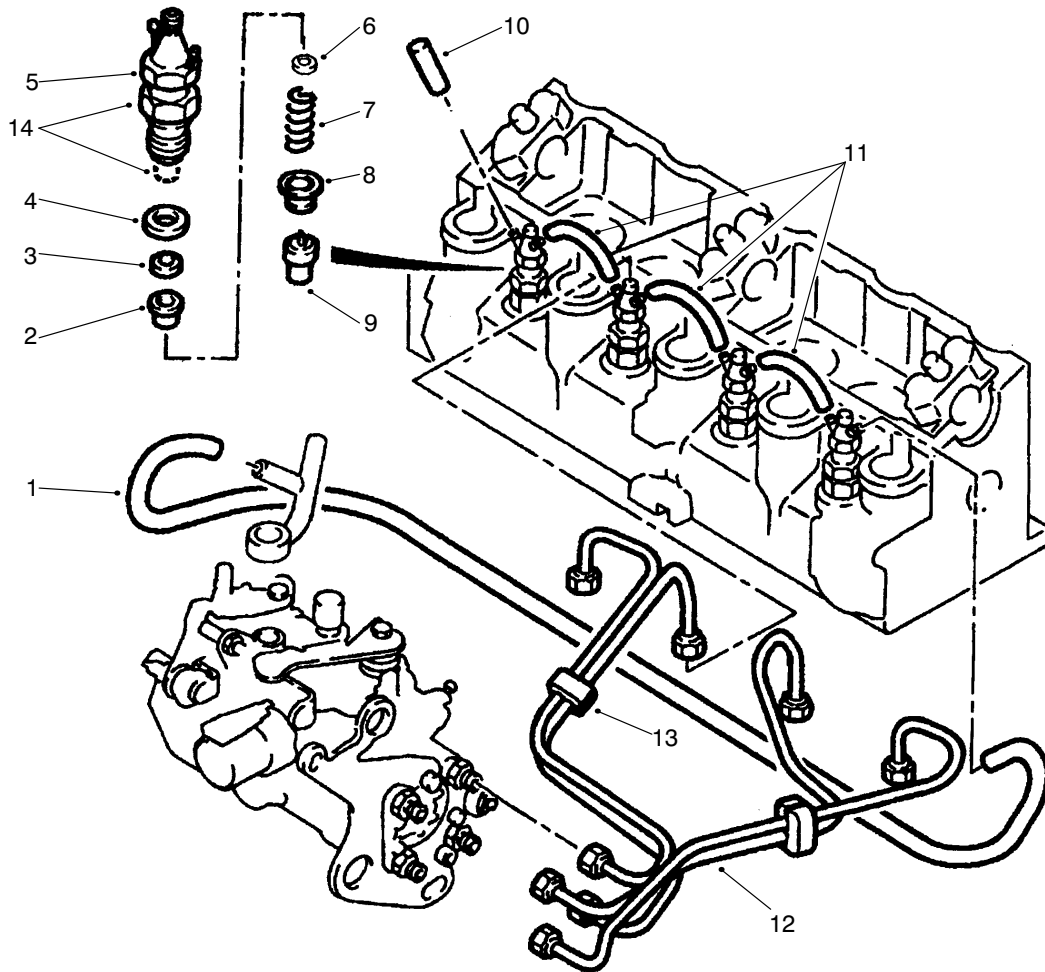


T-2146-1

FUEL INJECTION PUMP ASM

Ref. No.	Part No.	Description	No. Used
1	76-4950	Nut	1
2	76-4940	Gear-Pump, Injection	1
3	94-3220	Bracket	1
4	94-3225	Screw	2
5	76-4930	Washer	3
6	94-3165	Nut	4
7	74-8610	Pin	2
8	74-8630	Bushing-Flange	1
9	94-3224	Washer-Flat	2
10	94-3164	Washer-Spring	6
11	94-3221	Screw	1
12	74-8650	Journal	1
13	74-8670	Union-Inlet	1
14	74-8680	Gasket	2

Ref. No.	Part No.	Description	No. Used
15	94-3251	Nut	1
16	74-8710	Washer	1
17	98-8806	Valve-Solenoid	1
18	94-3274	O-Ring	1
19	94-3219	Pump-Injection	1
20	94-3222	Key	1
21	74-8870	Gasket	2
22	94-3249	Tube-Outlet	1
23	94-3250	Screw-Connection	1
24	94-3161	Screw	1
25	94-3223	Screw	1
26	76-4910	Stud	3
27	94-9969	Screw-Connection	1
28	93-5835	Screw-Purge	1



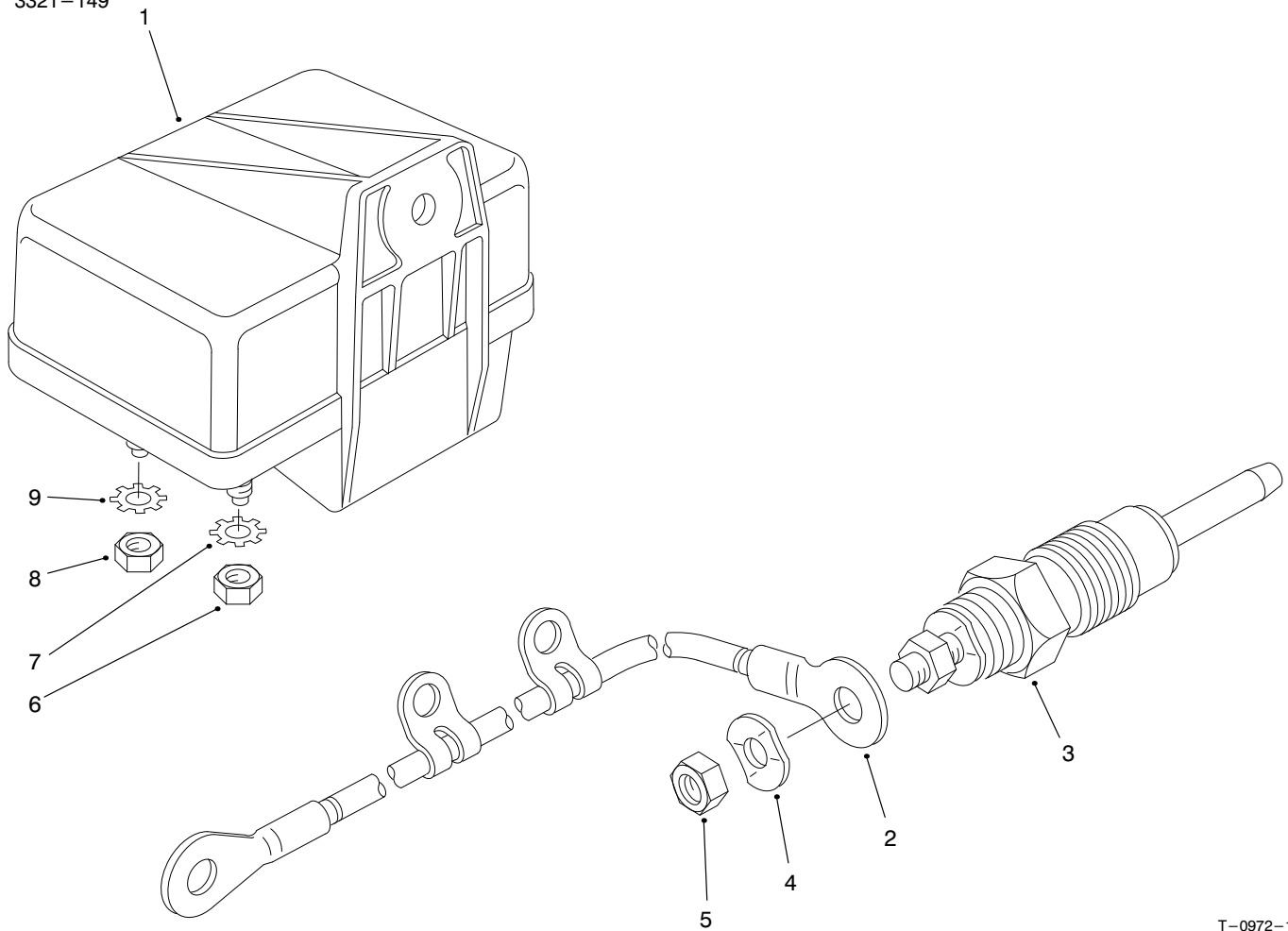
T-2145-2

FUEL INJECTOR ASM

Ref. No.	Part No.	Description	No. Used	Ref. No.	Part No.	Description	No. Used
1	94-3230	Hose	1	6	94-3242	Washer-1.30 mm	4
2	76-5540	Plug	4	*	94-3243	Washer-1.33 mm	4
3	76-5530	Gasket-Injector	4	*	94-3244	Washer-1.36 mm	4
4	94-3226	Gasket-Injector	4	*	94-3245	Washer-1.39 mm	4
5	76-5520	Holder-Injector	4	*	94-3246	Washer-1.42 mm	4
6	94-3232	Washer-0.79 mm	4	*	94-3247	Washer-1.45 mm	4
*	94-3233	Washer-0.82 mm	4	*	94-3248	Washer-1.48 mm	4
*	94-3234	Washer-0.85 mm	4	7	94-3228	Spring	4
*	94-3235	Washer-0.88 mm	4	8	94-3227	Spacer	4
*	94-3236	Washer-0.91 mm	4	9	94-8147	Nozzle-Injector	4
*	94-3237	Washer-0.94 mm	4	10	74-8770	Plug	1
*	94-3238	Washer-0.97 mm	4	11	94-3229	Union	3
*	94-3239	Washer-1.00 mm	4	12	74-8750	Pipe	1
*	94-3240	Washer-1.03 mm	4	13	94-3231	Bracket	2
*	94-3241	Washer-1.06 mm	4	14	76-5600	Asm-Holder, Injector	4

*Not Illustrated

3321-149

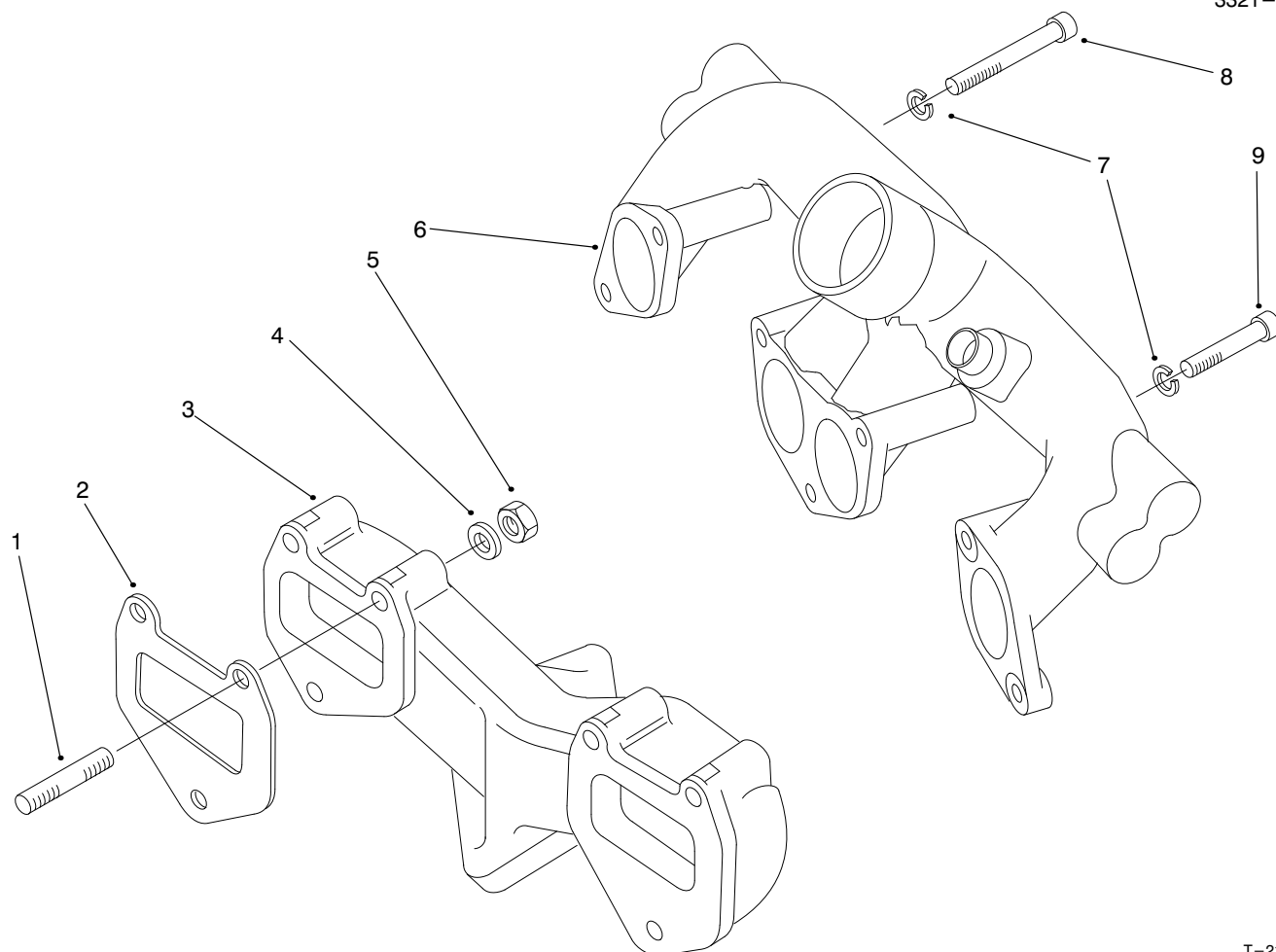


T-0972-1

GLOW PLUG & GLOW RELAY

Ref. No.	Part No.	Description	No. Used
1	76-5260	Relay-Glow Plug	1
2	94-3265	Cable-Glow Plug	4
3	94-3264	Plug-Glow	4
4	76-5290	Washer-Spring	4
5	94-3266	Nut-Hex.	4

Ref. No.	Part No.	Description	No. Used
6	94-3267	Nut-Lock	1
7	76-5310	Washer-E.T.L.W.	1
8	94-3251	Nut-Lock	1
9	74-8710	Washer-E.T.L.W.	1

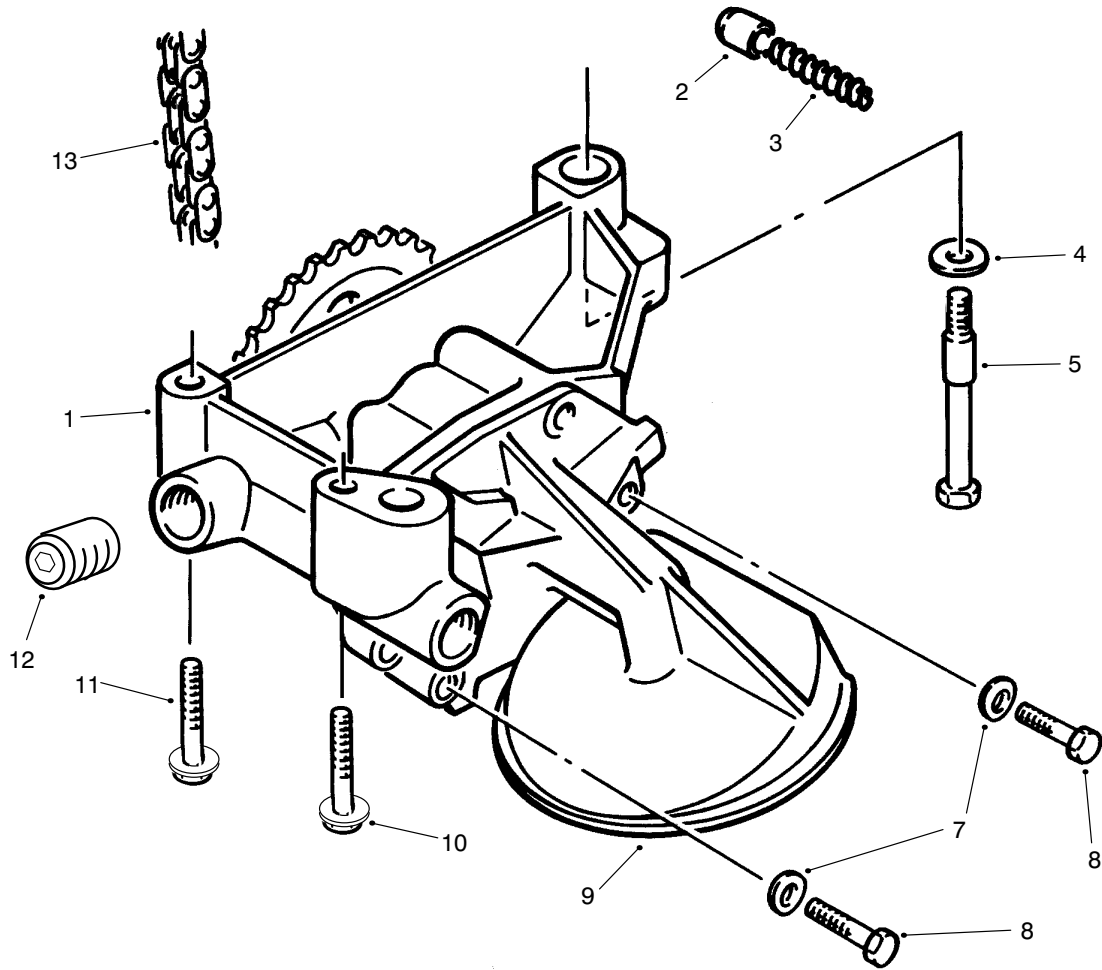


T-2149-3

INTAKE & EXHAUST MANIFOLD ASM

Ref. No.	Part No.	Description	No. Used	Ref. No.	Part No.	Description	No. Used
1	77-3300	Stud	6	6	94-3215	Manifold-Intake	1
2	77-3310	Gasket	2	7	94-3164	Washer-Spring	7
3	77-3340	Manifold-Exhaust	1	8	94-3216	Screw	5
4	68-9420	Washer-Lock	6	9	94-3217	Screw	4
5	77-3320	Nut-Hex	6	*	94-3218	Screw	1

*Not Illustrated

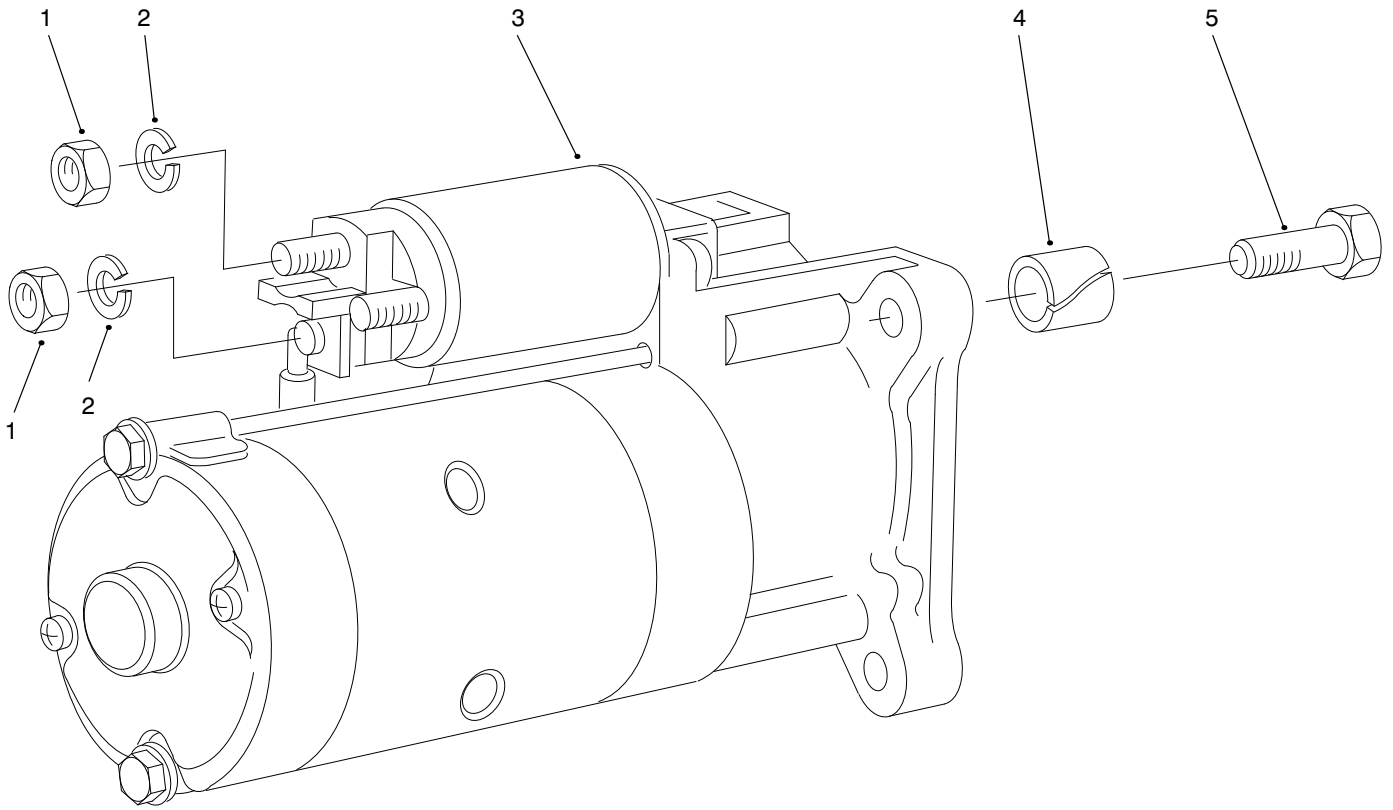


T-0964-2

OIL PUMP ASM

Ref. No.	Part No.	Description	No. Used
1	76-5070	Asm-Oil Pump	1
2	94-3176	Gear-Oil Pump	1
3	76-5090	Spring-Piston	1
4	94-3179	Washer-Spring	3
5	76-5100	Bolt-Shoulder	1
7	76-5010	Washer-Spring	5

Ref. No.	Part No.	Description	No. Used
8	94-3124	Screw-HH	2
9	94-3178	Strainer	1
10	77-3470	Screw	1
11	77-3490	Screw	1
12	94-3177	Plug	2
13	76-5170	Chain-Pump Drive	1



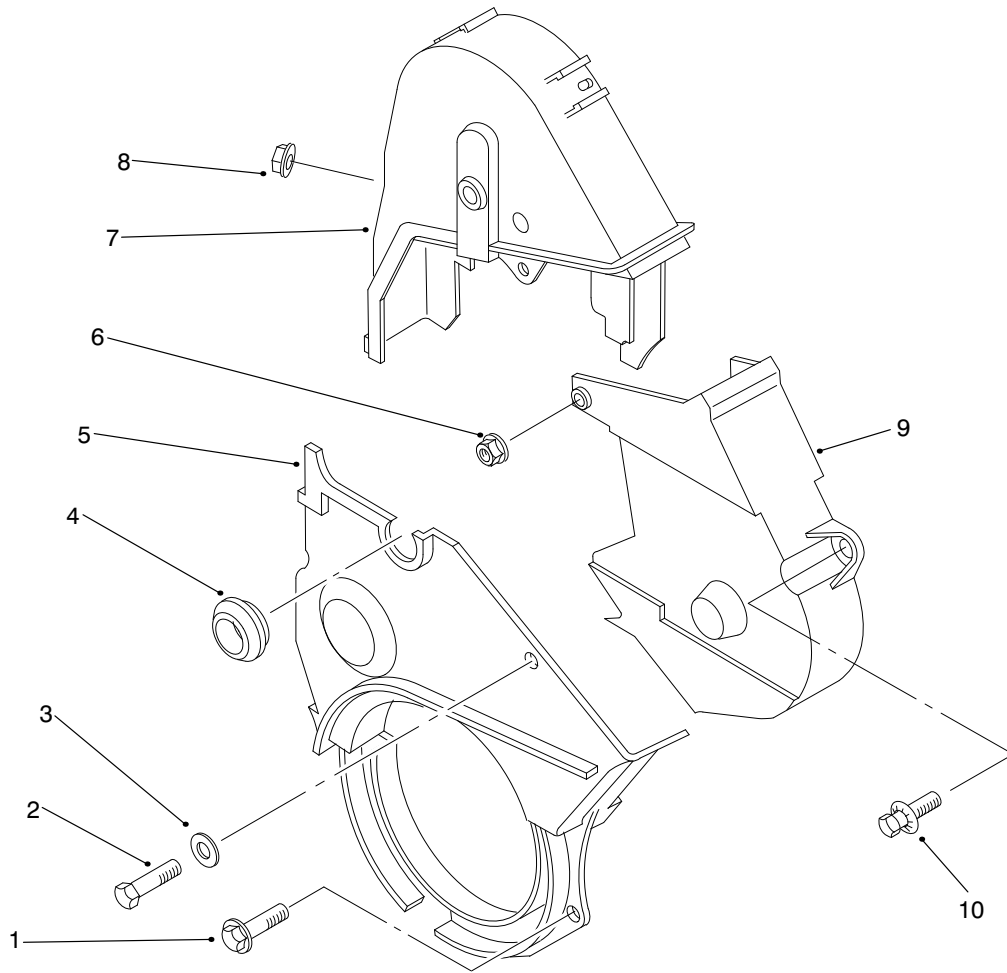
T-0968-1

STARTER ASM

Ref. No.	Part No.	Description	No. Used
1	46-0330	Nut-Hex	2
2	76-5570	Washer-Lock	2
3	94-3263	Starter	1
4	76-5590	Sleeve-Spring	1

Ref. No.	Part No.	Description	No. Used
5	48-7810	Screw-Mounting	3
*	94-3275	Solenoid-Starter	1

*Not Illustrated

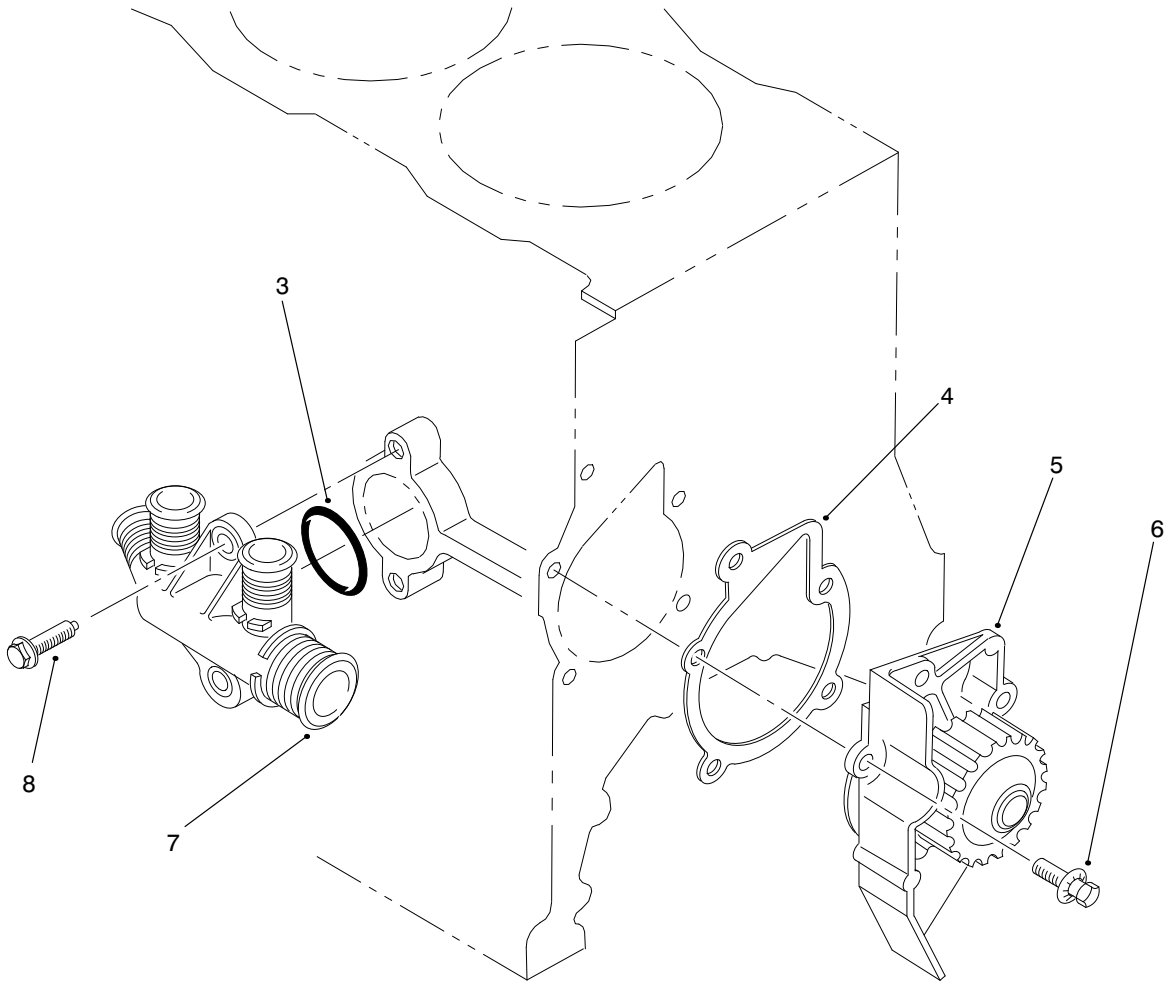


T-2140-2

TIMING COVER

Ref. No.	Part No.	Description	No. Used
1	94-3132	Screw	2
2	94-3130	Screw	1
3	94-3125	Washer-Flat	1
4	94-3129	Plug	1
5	94-3126	Protector-Lower	1

Ref. No.	Part No.	Description	No. Used
6	94-3133	Nut W/Washer	1
7	94-3127	Case-Timing, Left	1
8	94-3134	Nut	1
9	94-3128	Case-Timing, Right	1
10	94-3131	Screw	1

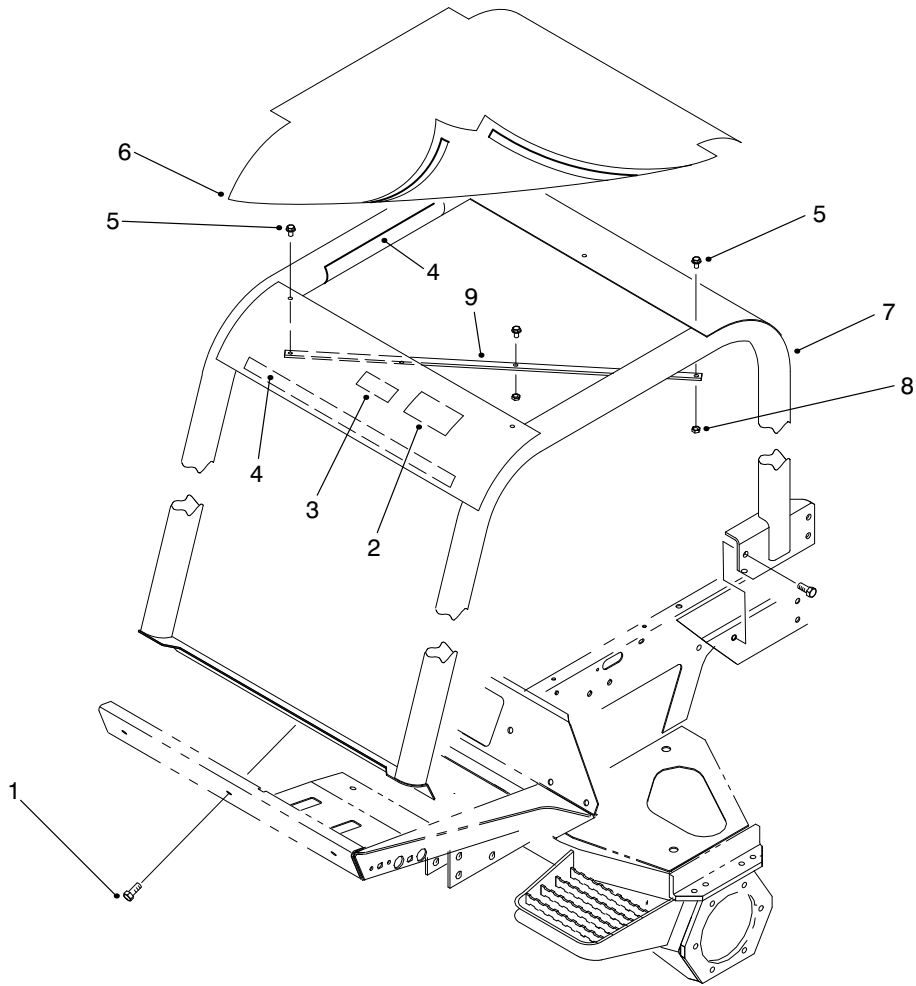


T-2144-1

WATER PUMP ASM

Ref. No.	Part No.	Description	No. Used
3	94-3197	O-Ring	1
4	94-3195	Gasket-Pump, Water	1
5	98-9972	Cover-Pump, Water (Incl. Ref. #4)	1

Ref. No.	Part No.	Description	No. Used
6	76-5500	Screw	5
7	94-3196	Inlet-Water	1
8	94-3198	Screw	2

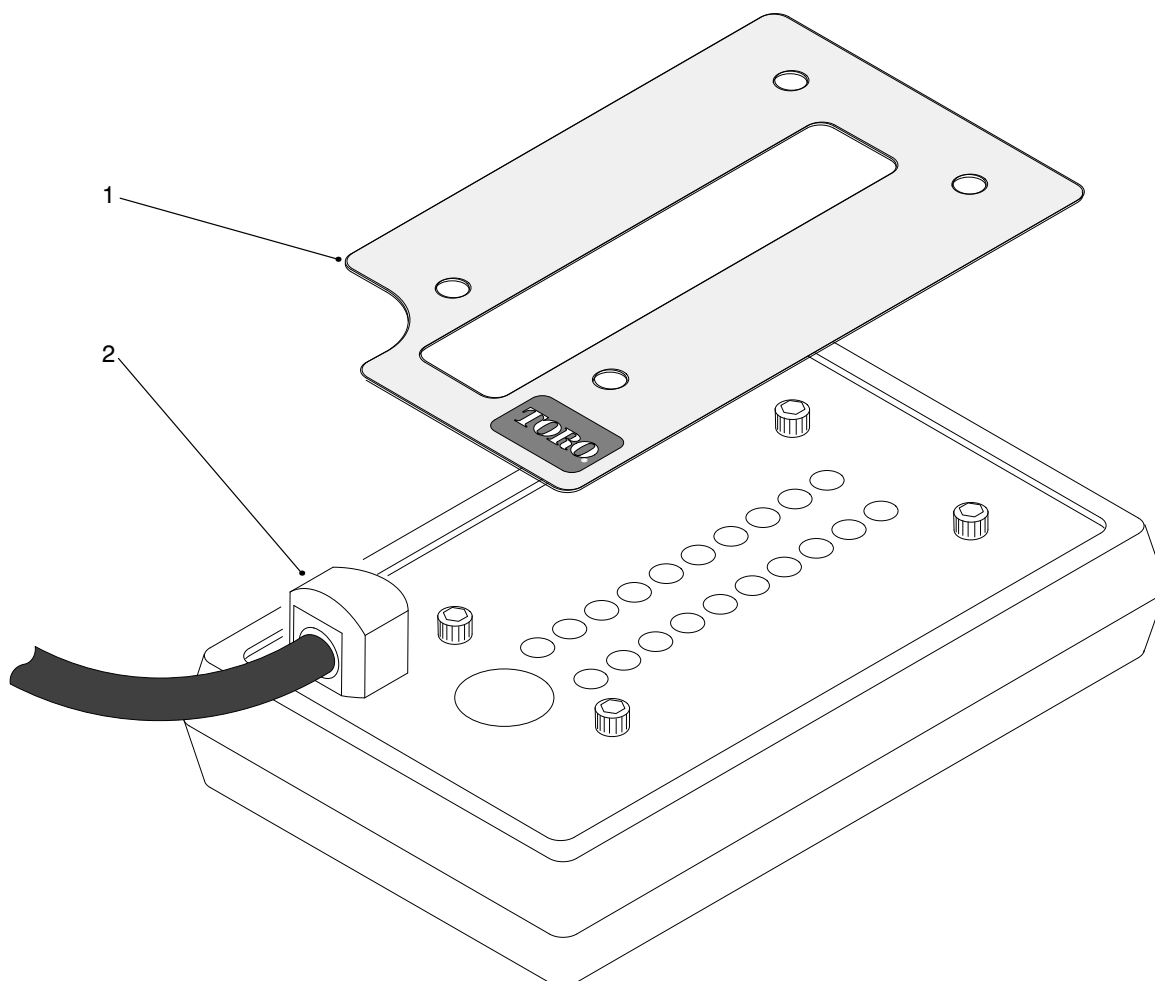


T-2092-1

ROLL OVER PROTECTION SYSTEM (ROPS)

Ref. No.	Part No.	Description	No. Used
1	33106-035	Screw-HHF	3
2	83-7430	Decal-Danger	1
2	93-8050	Decal-Warning (Europe)	1
2	84-4300	Decal-Danger (Japan)	1
3	92-7540	Decal-ROPS	1
3	93-8073	Decal-Blank (Europe)	1
4	93-9157	Velcro	4

Ref. No.	Part No.	Description	No. Used
5	33104-030	Screw-HHF	5
6	93-9160	Cover-ROPS	1
7	94-2643	Frame-ROPS (Incl. Ref. #2-4)	1
8	33024-00	Nut-Lock	5
9	93-9159	Strap-Cover	2



T-1458-1

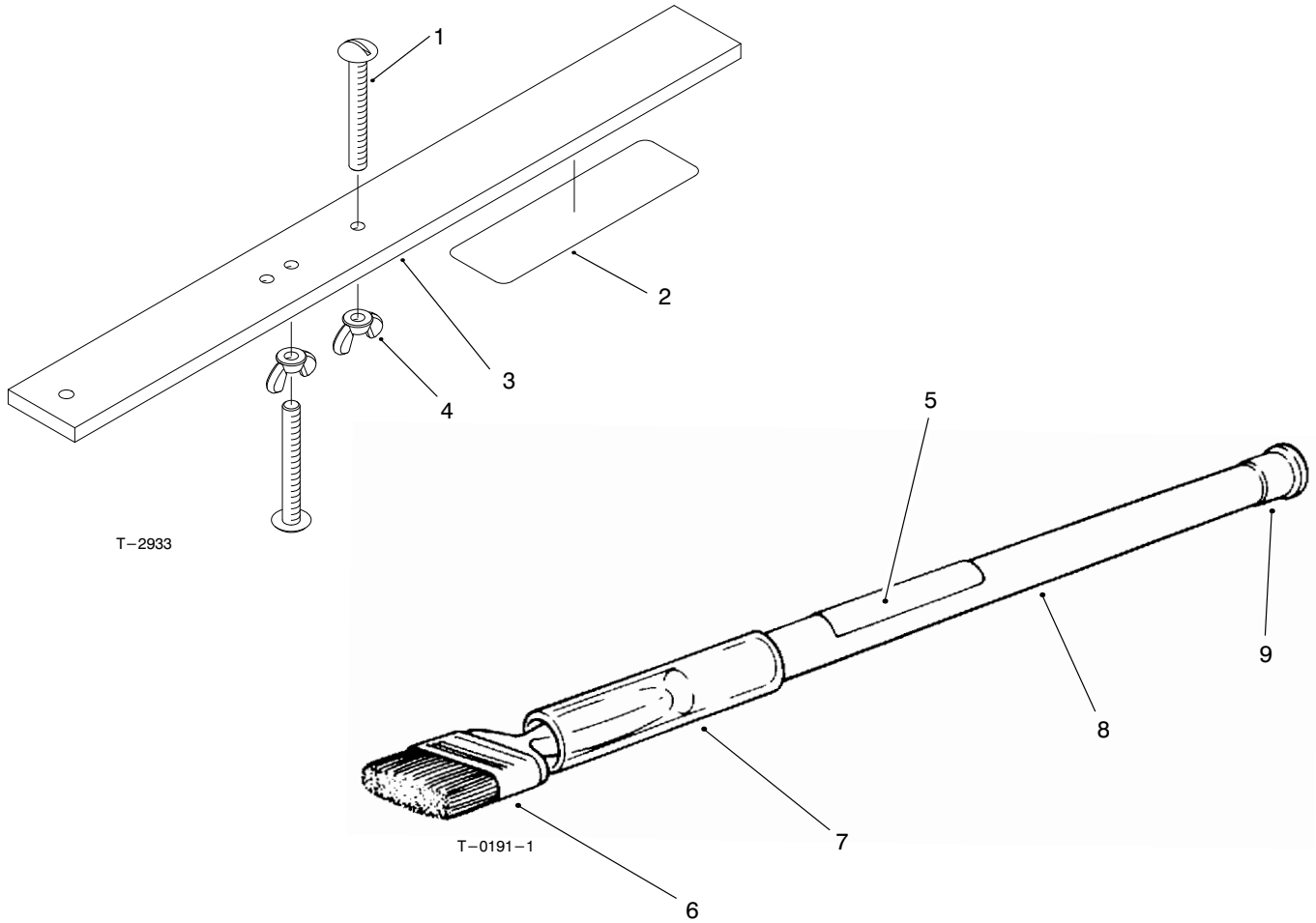
DIAGNOSTIC-ACE DISPLAY ASM

Ref. No.	Part No.	Description	No. Used	Ref. No.	Part No.	Description	No. Used
■1	92-7549	Decal-Diagnostic ACE V 1.0 (English)	1	▲1	94-3354	Decal-Diagnostic ACE V 1.0 (Danish)	1
▲1	98-8801	Decal-Diagnostic ACE V 1.0 (English)	1	▲1	94-3355	Decal-Diagnostic ACE V 1.0 (Dutch)	1
■1	94-4588	Decal-Diagnostic ACE V 1.0 (Danish)	1	▲1	94-3356	Decal-Diagnostic ACE V 1.0 (Finnish)	1
■1	94-4589	Decal-Diagnostic ACE V 1.0 (Dutch)	1	▲1	94-3357	Decal-Diagnostic ACE V 1.0 (French)	1
■1	94-4590	Decal-Diagnostic ACE V 1.0 (Finnish)	1	▲1	94-3358	Decal-Diagnostic ACE V 1.0 (German)	1
■1	94-4591	Decal-Diagnostic ACE V 1.0 (French)	1	▲1	94-3359	Decal-Diagnostic ACE V 1.0 (Italian)	1
■1	94-4592	Decal-Diagnostic ACE V 1.0 (German)	1	▲1	94-3361	Decal-Diagnostic ACE V 1.0 (Norwegian)	1
■1	94-4593	Decal-Diagnostic ACE V 1.0 (Italian)	1	▲1	94-3362	Decal-Diagnostic ACE V 1.0 (Portuguese)	1
■1	94-4595	Decal-Diagnostic ACE V 1.0 (Norwegian)	1	▲1	94-3363	Decal-Diagnostic ACE V 1.0 (Spanish)	1
■1	94-4596	Decal-Diagnostic ACE V 1.0 (Portuguese)	1	▲1	94-3364	Decal-Diagnostic ACE V 1.0 (Swedish)	1
■1	94-4597	Decal-Diagnostic ACE V 1.0 (Spanish)	1	▲1	94-2844	Decal-Diagnostic ACE V 1.0 (Japan)	1
■1	94-4598	Decal-Diagnostic ACE V 1.0 (Swedish)	1	2	85-4750	Display-Diagnostic ACE	1
■1	94-4594	Decal-Diagnostic ACE V 1.0 (Japan)	1				

*Not Illustrated

▲ Controller No.1

■ Controller No.2



T-2933

T-0191-1

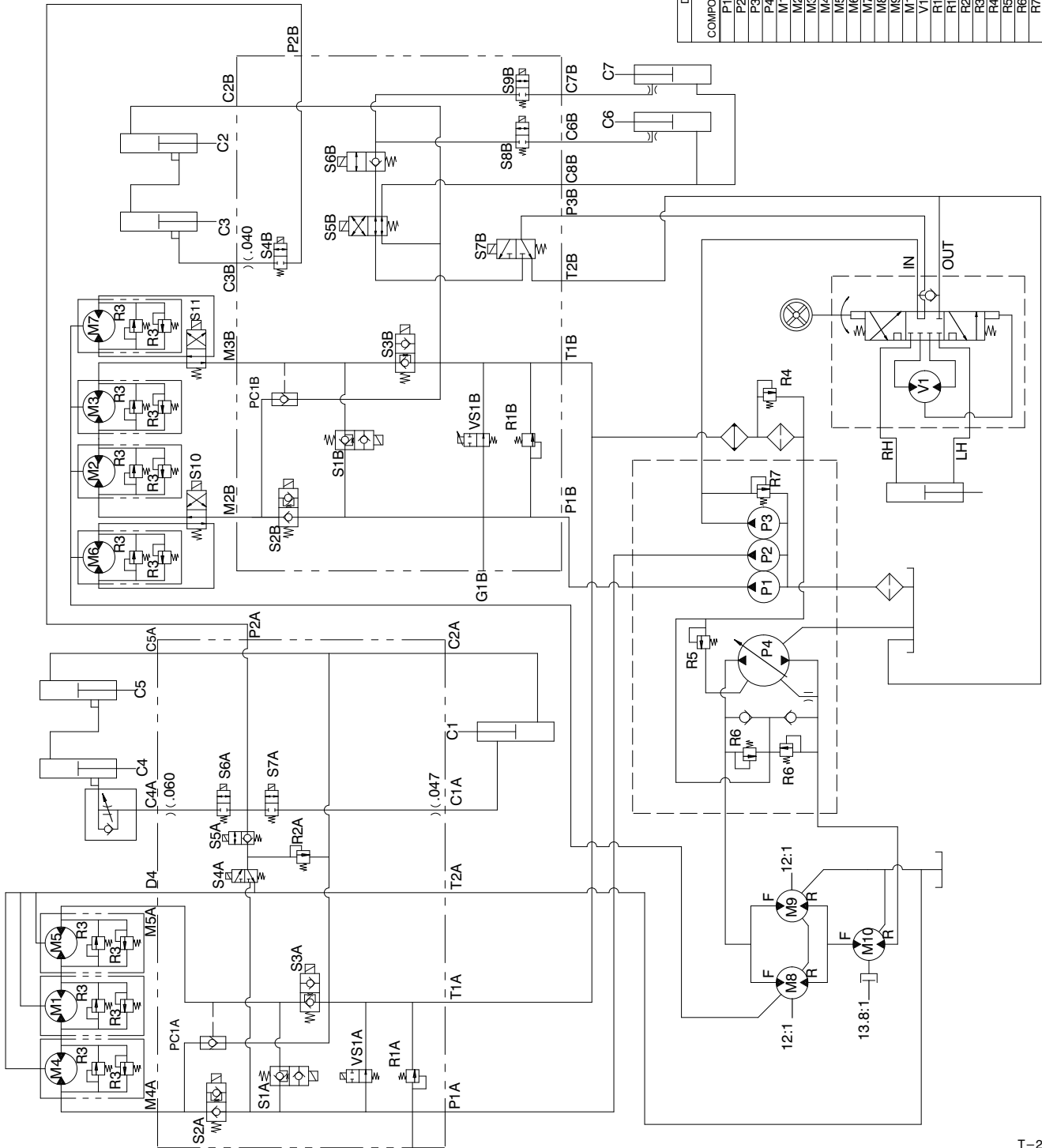
GAUGE BAR & BACKLAPPING BRUSH ASSEMBLIES

Ref. No.	Part No.	Description	No. Used
1	32122-54	Screw-Machine Slot Hd.	2
2	98-7976	Decal	1
3	98-1852	Asm-Gauge Bar (Incl. Ref. #1-2 & 4)	1
4	32103-3	Nut-Wing	2
5	12-9140	Decal	1

Ref. No.	Part No.	Description	No. Used
6	36-4310	Brush	1
7	29-9090	Hose-Handle	1
8	29-9080	Handle	1
9	2410-18	Plug	1
*	29-9100	Asm-Backlapping Brush (Incl. Ref. #5-9)	1

*Not Illustrated

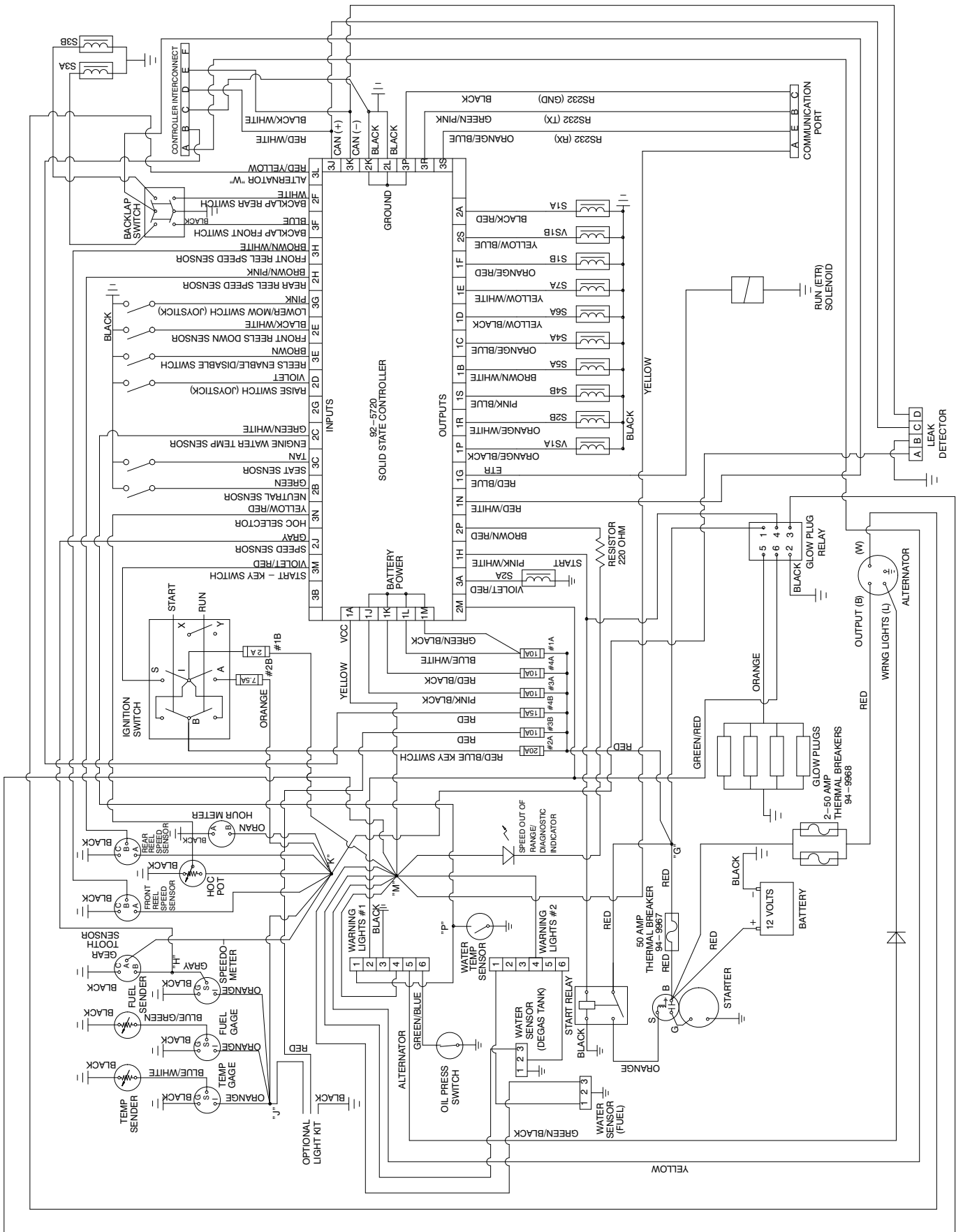
RM6700D HYDRAULIC SCHEMATIC



COMPONENT	DISPLACEMENT		PRESSURE		FLOW RATE *	
	in ³ /rev	cm ³ /rev	lbs/in ²	BARS	GPM	LPM
P1	.58	9.5			6.8	25.6
P2	.31	5.1			6.8	25.6
P3	2.48	40.6			3.6	13.7
M1	1.16	19				
M2	1.16	19				
M3	1.16	19				
M4	1.16	19				
M5	1.16	19				
M6	1.16	19				
M7	1.16	19				
M8	2.01	32.9				
M9	2.48	40.6				
M10	.66	10.8				
V1						
R1A			3000	207		
R1B			3000	207		
R2A			2750	190		
R3			1500	103		
R4			50	3		
R5			180	12		
R6			4000	276		
R7			1250	86		

* FLOW RATE CALCULATED AT 2750 RPM AND 98% EFFICIENCY.

RM6700D ELECTRICAL SCHEMATIC



TORO PART NUMBER INDEX

Part No.	Description	Pg. No.	Ref. No.	Qty.	Part No.	Description	Pg. No.	Ref. No.	Qty.
3-6781	Washer-Thrust	23	44	2	66-6480	Washer	2	58	2
3-6781	Washer-Thrust	22	65	3	66-8121	Standpipe	20	7	1
3-6781	Washer-Thrust	24	83	2	66-8520	Bumper-Down Stop	16	17	2
5-0652	Spacer	8	47	1	66-8530	Adjuster	16	16	1
12-9140	Decal	74	5	1	66-8560	Nut-Push	16	11	4
17-9420	Screw-Handle	2	61	1	66-8610	Weldment-Lower	16	10	1
21-4191	Asm-Seat Belt	14	4	1	66-9290	Spacer	16	15	6
21-9260	Cover-Dust	5	18	1	67-1750	Bushing-Axle	24	15	4
27-2360	Switch-Ignition	18	47	1	67-6570	Spacer-Wheel	23	37	2
29-9080	Handle	74	8	1	67-7160	Block-Fuse	18	45	2
29-9090	Hose-Handle	74	7	1	68-6150	Breather-Air	19	4	1
29-9100	Asm-Backlapping Brush	74	*	1	68-9420	Washer-Lock	67	4	6
36-4310	Brush	74	6	1	68-9420	Washer-Lock	62	34	3
37-8771	Bolt-Shoulder	45	33	2	69-3020	Latch-Draw	45	34	2
44-2210	Asm-Light, Warning	5	30	1	69-4260	Seal Kit	32	*	2
46-0330	Nut-Hex	69	1	2	69-4260	Seal Kit	35	*	2
46-6550	Fitting-Connector	20	8	1	69-8900	Spacer	47	59	1
46-6560	Bushing	20	9	2	69-8910	Washer	47	58	2
46-8091	Screw-Tapping	1	14	2	69-8920	Washer	9	9	6
48-7570	Screw-HH	55	9	3	69-8930	Washer	3	9	10
48-7610	Screw-HH	55	46	3	69-8930	Washer	33	26	16
48-7700	Screw-HH	63	38	3	69-8950	Spacer	9	11	3
48-7700	Screw-HH	55	45	6	69-8960	Spacer	3	11	5
48-7780	Screw-HH	55	42	3	69-8960	Spacer	33	33	4
48-7810	Screw-HH	55	10	3	70-1480	Relay	15	27	1
48-7810	Screw-Mounting	69	5	3	70-2780	Piston	25	4	1
48-7840	Screw-HH	55	5	1	70-2780	Piston	26	4	1
48-7880	Nut	55	24	3	70-2780	Piston	29	5	1
48-7880	Nut	15	29	1	71-4580	Clutch-Roller	46	15	1
48-7890	Nut	15	30	1	71-4590	Washer-Thrust	46	16	2
48-7930	Nut-Hex.	55	28	2	71-4760	Seal	52	12	2
48-9470	Screw	55	4	1	72-3560	Decal-4WD	2	29	1
49-2040	Screw-HH	15	2	1	74-0720	Tube-Manual	14	16	1
49-2640	Seal-Shaft	42	11	1	74-3410	Asm-Radiator	45	20	1
49-6440	Pedal-Accelerator	8	15	1	74-3650	Fan-Engine	55	32	1
52-5910	Ring-Retaining	15	25	1	74-5500	Bolt-Wheel	46	36	10
53-9681	Mount-Rubber	55	3	3	74-5700	Bearing-Needle	46	30	1
55-4130	Hose - Fuel	43	54	1	74-5950	Latch-Swell	1	24	3
56-6710	O-Ring	42	1	6	74-5950	Latch-Swell	17	32	1
56-7972	Clamp	5	42	2	74-6490	Hose-Water Line	55	40	2
56-7972	Clamp-Tube	13	3	2	74-6540	Tappet-Valve	62	14	8
56-7972	Clamp-Tube	3	29	4	74-6550	Cup-Upper Valve Spring	61	11	8
56-7973	Clamp	6	52	6	74-6560	Spring-Valve	61	10	8
56-7973	Clamp-Tube	13	12	4	74-6570	Cup-Lower Valve Spring	61	9	8
56-7973	Clamp-Tube	33	44	10	74-6580	Insert-Valve (1.650mm)	61	13	8
59-9740	Latch-Draw	1	12	1	74-6590	Insert-Valve (1.725mm)	61	*	8
60-5700	Spring-Compression	8	43	1	74-6600	Insert-Valve (1.800mm)	61	*	8
60-5890	Washer	42	12	1	74-6610	Insert-Valve (1.900mm)	61	*	8
60-6500	Screw-Pan Hd.	17	30	4	74-6620	Insert-Valve (1.975mm)	61	*	8
60-6700	Screw-HH	24	23	4	74-6630	Insert-Valve (2.050mm)	61	*	8
60-6700	Screw-HH	22	45	6	74-6640	Insert-Valve (2.125mm)	61	*	8
61-2790	Filler-Screen	20	24	1	74-6650	Insert-Valve (2.225mm)	61	*	8
61-2790	Filter-Screen	19	9	1	74-6660	Insert-Valve (2.250mm)	61	*	8
62-5550	Decal-Toro	1	1	1	74-6670	Insert-Valve (2.275mm)	61	*	8
62-7650	Gasket	20	17	1	74-6680	Insert-Valve (2.300mm)	61	*	8
63-7622	Hose-Fuel	43	15	1	74-6690	Insert-Valve (2.325mm)	61	*	8
63-7627	Hose-Fuel	20	4	1	74-6700	Insert-Valve (2.350mm)	61	*	8
63-7627	Hose-Fuel	55	27	1	74-6710	Insert-Valve (2.375mm)	61	*	8
63-7640	Sender-Fuel	20	18	1	74-6720	Insert-Valve (2.400mm)	61	13	8
63-7880	Pin-Latch, Brake	8	31	1	74-6730	Insert-Valve (2.425mm)	61	*	8
63-7900	Rack	5	1	1	74-6740	Insert-Valve (2.450mm)	61	*	8
63-8360	Key-Ignition	17	37	1	74-6750	Insert-Valve (2.475mm)	61	*	8
63-8410	Washer-Flat	20	14	3	74-6760	Insert-Valve (2.500mm)	61	*	8
63-8410	Washer-Flat	19	27	3	74-6770	Insert-Valve (2.525mm)	61	*	8
63-9920	Decal-EEC 105 DBA	15	15	1	74-6780	Insert-Valve (2.550mm)	61	*	8
65-5100	Handle-Hood	1	11	1	74-6790	Insert-Valve (2.575mm)	61	*	8
66-2920	Washer	2	59	4	74-6800	Insert-Valve (2.600mm)	61	*	8
66-2920	Washer	18	75	3	74-6810	Insert-Valve (2.625mm)	61	*	8
66-2920	Washer-Nylon	15	1	2	74-6820	Insert-Valve (2.650mm)	61	*	8
66-3160	Screw	55	11	4	74-6830	Insert-Valve (2.675mm)	61	*	8
66-3240	Cap-Radiator (Europe)	43	22	1	74-6840	Insert-Valve (2.700mm)	61	*	8
66-4190	Spring	15	12	1	74-6850	Insert-Valve (2.725mm)	61	*	8

*Not Illustrated

TORO PART NUMBER INDEX (Cont.)

3321-149

Part No.	Description	Pg. Ref. No. No. Qty.	Part No.	Description	Pg. Ref. No. No. Qty.
74-6860	Insert-Valve (2.750mm)	61 * 8	74-7990	Pin	60 16 1
74-6870	Insert-Valve (2.775mm)	61 * 8	74-7990	Pin-Spring	59 33 4
74-6880	Insert-Valve (2.800mm)	61 * 8	74-8000	Plug	59 34 2
74-6890	Insert-Valve (2.825mm)	61 * 8	74-8010	Guide-Dipstick	59 35 1
74-6900	Insert-Valve (2.850mm)	61 * 8	74-8030	Pin-Spring	59 37 1
74-6910	Insert-Valve (2.875mm)	61 * 8	74-8100	Gear-Pinion	60 4 1
74-6920	Insert-Valve (2.900mm)	61 * 8	74-8120	Key-Woodruff	60 6 2
74-6930	Insert-Valve (2.925mm)	61 * 8	74-8140	Cover	60 9 1
74-6940	Insert-Valve (2.950mm)	61 * 8	74-8150	Gasket-Cover	60 10 1
74-6950	Insert-Valve (2.975mm)	61 * 8	74-8170	Bearing Set (Std.)	60 12 2
74-6960	Insert-Valve (3.000mm)	61 * 8	74-8210	Thrust Bearing Set	60 * 2
74-6970	Insert-Valve (3.025mm)	61 * 8	74-8230	Crankshaft	60 14 1
74-6980	Insert-Valve (3.050mm)	62 13 8	74-8260	Flywheel	60 34 1
74-6990	Insert-Valve (3.075mm)	62 * 8	74-8270	Pin	60 18 3
74-7000	Insert-Valve (3.100mm)	62 * 8	74-8290	Seal-#1 Bearing Cap	60 20 2
74-7010	Insert-Valve (3.125mm)	62 * 8	74-8300	Clip-Piston Pin	60 21 8
74-7020	Insert-Valve (3.150mm)	62 * 8	74-8310	Pin-Piston	60 22 4
74-7030	Insert-Valve (3.175mm)	62 * 8	74-8320	Piston Ring Set-0.20 mm	60 * 4
74-7040	Insert-Valve (3.200mm)	62 * 8	74-8330	Piston Ring Set-0.50 mm	60 * 4
74-7050	Insert-Valve (3.225mm)	62 * 8	74-8340	Piston Ring Set-0.80 mm	60 * 4
74-7060	Insert-Valve (3.250mm)	62 * 8	74-8360	Rod-Connecting	60 25 4
74-7070	Insert-Valve (3.275mm)	62 * 8	74-8380	Bearing-Connecting Rod	60 27 4
74-7080	Insert-Valve (3.300mm)	62 * 8	74-8420	Piston Set-Stage #1	60 29 1
74-7090	Insert-Valve (3.325mm)	62 * 8	74-8430	Piston Set-Stage #2	60 * 1
74-7100	Insert-Valve (3.350mm)	62 * 8	74-8440	Piston Set-Stage #3	60 * 1
74-7110	Insert-Valve (3.375mm)	62 * 8	74-8610	Pin	64 7 2
74-7120	Insert-Valve (3.400mm)	62 * 8	74-8610	Pin	56 8 2
74-7130	Insert-Valve (3.425mm)	62 * 8	74-8630	Bushing-Flange	64 8 1
74-7140	Insert-Valve (3.450mm)	62 * 8	74-8650	Journal	64 12 1
74-7150	Insert-Valve (3.475mm)	62 * 8	74-8670	Union-Inlet	64 13 1
74-7160	Insert-Valve (3.500mm)	62 * 8	74-8680	Gasket	64 14 2
74-7170	Insert-Valve (3.550mm)	62 * 8	74-8710	Washer	64 16 1
74-7180	Insert-Valve (3.625mm)	62 * 8	74-8710	Washer-E.T.L.W.	66 9 1
74-7190	Insert-Valve (3.700mm)	62 * 8	74-8750	Pipe	65 12 1
74-7200	Insert-Valve (3.775mm)	62 * 8	74-8770	Plug	65 10 1
74-7210	Insert-Valve (3.850mm)	62 * 8	74-8830	Belt	57 18 1
74-7220	Insert-Valve (3.925mm)	62 * 8	74-8870	Gasket	64 21 2
74-7230	Insert-Valve (4.000mm)	62 * 8	74-8900	Washer-Flat	61 7 6
74-7240	Collar-Split	61 12 16	74-8920	Washer-Copper	42 9 4
74-7260	Bolt-Head	62 29 10	74-9100	Pad-Pedal, Forward	8 14 1
74-7270	Washer-Flat	62 28 10	74-9110	Pad-Pedal, Reverse	8 17 1
74-7300	Pan-Oil	59 23 1	75-0610	Tread-Foot, RH	2 * 1
74-7310	Plug-Threaded	59 20 1	75-0620	Tread-Foot, LH	2 43 1
74-7320	Gasket	59 19 1	75-0630	Tread-Foot, Center	2 44 1
74-7330	Screw-HH	59 25 23	75-0920	Cartridge-Relief 3000 psi	32 16 1
74-7380	Gasket-Oil Pan	59 21 1	75-0920	Cartridge-Relief 3000 psi	35 18 1
74-7400	Tube	63 41 1	75-1010	Switch	17 25 3
74-7420	Ball	63 45 4	75-1370	Cable-Battery, Positive	43 9 1
74-7430	Chamber-Turbulence	63 46 4	75-1370	Cable-Battery, Positive	55 17 1
74-7440	Chamber-Turbulence	63 * 4	75-1390	Cover-Access, Front	2 39 1
74-7450	Seat-Intake Valve	63 48 4	75-1410	Plate-Access, Floor	2 40 1
74-7460	Seal-Intake Valve	63 * 4	75-1430	Pedal-Brake, RH	8 40 1
74-7480	Valve-Intake	63 49 4	75-1440	Pedal-Brake, LH	8 35 1
74-7560	Washer-Spring	62 16 3	75-1470	Pin-Pivot, Brake	8 46 1
74-7600	Plug	61 4 4	75-1490	Rod-Brake, Park	6 54 1
74-7630	Gasket-Valve Cover	62 18 1	75-2080	Seal Kit	32 * 7
74-7640	Cover-Valve	62 19 1	75-2080	Seal Kit	35 * 6
74-7650	Washer-Flat	62 20 3	75-2090	Seal Kit	35 * 1
74-7670	Head Bolt & Washer Set	63 * 1	75-2120	Shaft With Clevis	26 12 1
74-7770	Hose-Crankcase	59 11 1	75-2810	Bracket-Column, Steering	5 16 1
74-7780	Gasket	59 12 1	75-2970	Pedal-Traction	8 16 1
74-7790	Screw	59 13 1	75-3270	Hub-Pivot, Traction	8 6 1
74-7810	Gasket-Plate	59 15 1	75-3400	Shaft-Pivot, Seat	14 20 1
74-7820	Plate	59 16 1	75-3480	Weldment-Upper	16 23 1
74-7840	Plug	63 42 2	75-3510	Bolt-Shoulder	16 26 2
74-7840	Plug-27 mm Dia.	59 18 8	75-3530	Spring-Compression	16 3 1
74-7840	Plug-27 mm Dia.	62 33 2	75-3540	Pin-Roll	16 6 1
74-7930	Screw-Bearing Cap	59 27 10	75-3550	Bumper-Seat	16 7 2
74-7940	Bushing-Spring	59 28 1	75-3580	Plate-Mounting, Seat	16 2 1
74-7950	Screw-Plate	59 29 6	75-3680	Rod-Seat	15 23 1
74-7960	Stud-Filter	59 30 1	75-3710	Dipstick	19 8 1
74-7970	Filter-Oil	59 31 1	75-3860	Fender-LH	2 36 1

*Not Illustrated

TORO PART NUMBER INDEX (Cont.)

Part No.	Description	Pg. No.	Ref. No.	Qty.	Part No.	Description	Pg. No.	Ref. No.	Qty.
75-4360	Bracket-Suspension, Seat	14	15	1	76-7010	Ring-Retaining	54	1	1
75-4370	Bracket-Seat	14	10	1	76-7010	Ring-Retaining	39	55	1
75-5350	Pin-Slide, Cylinder	22	27	3	76-7020	Spacer	54	2	1
75-5740	Box-Control	18	61	1	76-7110	Plug	49	5	1
75-5780	Hinge-Cover	17	13	1	76-7110	Plug	51	26	4
75-5780	Hinge-Cover	2	47	1	76-7120	Seal-Washer	49	6	1
75-5810	Box-Tool	2	30	1	76-7120	Seal-Washer	51	27	4
75-5890	Hose	22	33	1	76-7140	Plug	49	9	1
75-6370	Cap-Sensor	22	19	1	76-7160	Asm-Gear Case	50	*	1
75-6370	Cap-Sensor	24	37	2	76-7170	Case-Differential	50	3	1
75-6490	Lever	8	22	1	76-7180	Pinion-Mate	50	10	2
75-6510	Bracket-Lever	8	20	1	76-7190	Gear-Side	50	9	2
75-6550	Disc-Friction	8	19	1	76-7200	Shaft-Pinion	50	4	1
75-6580	Cable-Pedal	8	7	1	76-7210	Washer-Thrust	50	11	2
75-6820	Hour Meter	18	53	1	76-7220	Washer-Thrust	50	8	2
76-1910	Shaft-Pivot	16	12	2	76-7230	Washer-Lock	50	5	4
76-1920	Bushing-Sleeve	16	9	4	76-7240	Ring-Gear	50	2	1
76-1930	Knob-Tension Adjustment	16	19	1	76-7250	Shaft-Drive	50	1	1
76-1940	Spring-Extension	16	14	2	76-7260	Bolt	50	6	8
76-2940	Bumper-Rubber	16	8	2	76-7270	Pin-Spring	50	7	1
76-2980	Washer-Thrust	23	45	2	76-7280	Bearing	50	12	2
76-2980	Washer-Thrust	22	66	3	76-7290	Shim-0.1 mm	50	13	A/R
76-2980	Washer-Thrust	24	84	2	76-7300	Shim-0.2 mm	50	*	A/R
76-4260	Bushing	52	3	1	76-7310	Shim-0.3 mm	50	*	A/R
76-4910	Stud	64	26	3	76-7320	Sleeve	48	4	1
76-4930	Washer	64	5	3	76-7330	Bearing	48	1	1
76-4940	Gear-Pump, Injection	64	2	1	76-7340	Seal-Oil	48	6	1
76-4950	Nut	64	1	1	76-7350	Bushing	48	7	1
76-4990	Bracket	56	15	1	76-7360	O-Ring	48	10	1
76-5010	Washer	57	23	3	76-7370	Bearing	48	11	1
76-5010	Washer-Spring	56	2	1	76-7380	Washer	48	8	1
76-5010	Washer-Spring	68	7	5	76-7390	Nut-Lock	48	9	1
76-5060	Screw	56	1	1	76-7400	O-Ring	48	2	2
76-5070	Asm-Oil Pump	68	1	1	76-7410	Shim-0.1 mm	48	3	A/R
76-5090	Spring-Piston	68	3	1	76-7420	Shim-0.2 mm	48	*	A/R
76-5100	Bolt-Shoulder	68	5	1	76-7430	Shim-0.4 mm	48	*	A/R
76-5130	Stud	61	6	6	76-7470	Pipe	49	8	1
76-5170	Chain-Pump Drive	68	13	1	76-7480	Plug-Vent	49	7	1
76-5180	Washer-Copper	21	1	4	76-7490	Shaft-Differential	50	14	2
76-5190	Fitting-Adjustable	21	2	2	76-7500	Bearing	50	15	4
76-5220	Element-Filter	21	5	1	76-7510	Pinion-14T	51	10	2
76-5260	Relay-Glow Plug	66	1	1	76-7510	Pinion-14T	50	17	2
76-5260	Relay-Glow Plug	15	28	1	76-7520	Shim-0.1 mm	50	16	A/R
76-5290	Washer-Spring	66	4	4	76-7530	Shim-0.2 mm	50	*	A/R
76-5300	Asm-Filter, Fuel	20	22	1	76-7540	Shim-0.4 mm	50	*	A/R
76-5310	Washer-E.T.L.W.	66	7	1	76-7550	Ring-Retaining	50	18	2
76-5320	Sensor-Water	21	9	1	76-7560	Case-Gear	51	1	2
76-5440	Screw	62	17	2	76-7580	O-Ring	50	19	4
76-5500	Screw	71	6	5	76-7590	Spacer	50	20	2
76-5520	Holder-Injector	65	5	4	76-7600	Bolt-Reamer	50	21	2
76-5530	Gasket-Injector	65	3	4	76-7610	Bolt	50	23	6
76-5540	Plug	65	2	4	76-7620	Washer-Lock	50	22	8
76-5570	Washer-Lock	69	2	2	76-7630	Holder-25 mm R.H.	51	*	1
76-5590	Sleeve-Spring	69	4	1	76-7640	Bolt	51	5	8
76-5600	Asm-Holder, Injector	65	14	4	76-7640	Bolt	51	28	20
76-6910	Kit-Rotating	54	14	1	76-7650	Shaft-Final Drive	51	2	2
76-6910	Kit-Rotating	12	17	1	76-7660	Holder-20 mm L.H.	51	4	1
76-6930	Shaft-Drive, Straight	54	3	1	76-7670	Bearing	51	3	4
76-6950	Race-Thrust	12	5	2	76-7680	Case-Final Drive	51	8	2
76-6950	Race-Thrust	54	5	2	76-7700	Shim-0.8 mm	52	25	A/R
76-6950	Race-Thrust	39	51	1	76-7710	Bolt	52	8	2
76-6960	Bearing-Thrust	12	6	1	76-7720	Nut	52	9	4
76-6960	Bearing-Thrust	54	6	1	76-7730	Bushing	51	7	2
76-6960	Bearing-Thrust	39	52	1	76-7740	Seal-Oil	51	6	2
76-6970	Insert-Camplate	54	15	1	76-7750	Pinion-15T	51	11	2
76-6970	Insert-Camplate	12	18	1	76-7760	Shim-1.0 mm	52	*	A/R
76-6980	O-Ring	54	9	1	76-7770	Cover	51	9	2
76-6980	O-Ring	12	10	1	76-7780	Shim-1.2 mm	52	*	A/R
76-7000	Ring-Retaining	12	4	2	76-7790	Shim-1.4 mm	52	*	A/R
76-7000	Ring-Retaining	54	4	2	76-7810	Holder-Bearing	51	19	2
76-7000	Ring-Retaining	39	50	2	76-7820	Shim-1.0 mm	52	5	A/R
76-7010	Ring-Retaining	12	1	1	76-7830	Shaft-Wheel	51	21	2

*Not Illustrated

TORO PART NUMBER INDEX (Cont.)

3321-149

Part No.	Description	Pg. No.	Ref. No.	Qty.	Part No.	Description	Pg. No.	Ref. No.	Qty.
76-7840	Gear-Bevel	51	13	2	85-6910	Decal-EEC 86 DBA	15	16	1
76-7870	Seal-Oil	51	20	2	86-2990	Mount-Cable, Throttle	55	20	2
76-7880	Spacer	51	15	2	86-5390	Kit-Seal	53	*	1
76-7890	Shim-0.15 mm	51	14	A/R	86-5910	Tire	46	33	2
76-7900	Shim-0.2 mm	51	*	A/R	86-7330	Kit-Seal Repair	25	*	1
76-7910	Shim-0.4 mm	51	*	A/R	86-7330	Kit-Seal Repair	26	*	1
76-7920	Ring-Retaining	51	16	2	86-7330	Kit-Seal Repair	29	*	1
76-7930	Ring-Retaining	51	17	2	87-5100	Washer-Snubbing	55	2	3
76-7950	Bushing	52	4	1	87-6270	Socket-Light	18	*62	4
76-7960	Fitting-Grease	52	21	2	87-6620	Screw-Torx Pan Hd.	5	31	2
76-7960	Fitting-Grease	51	30	2	88-1550	Stop-Axle	47	66	2
76-7970	Shim-1.4 mm	52	*	A/R	88-1980	Decal-Hydraulic Oil	1	5	1
76-7980	Shim-1.2 mm	52	*	A/R	88-6980	Cartridge-N.C. Poppet	35	14	1
76-7990	Shim-.08 mm	52	*	A/R	88-6980	Cartridge-N.O. Poppet	32	17	1
76-8000	Bolt	52	6	4	88-6990	Cartridge-N.C.	32	7	2
76-8010	Washer	52	7	2	88-6990	Cartridge-N.C. Spool	35	1	3
76-8070	Adapter	48	12	1	88-9190	Solenoid-20 Watt	32	1	7
76-8350	Stop-Axle, 4WD	46	5	2	88-9190	Solenoid-20 Watt	35	3	9
76-8750	Plate - Warning, Fan	45	15	1	88-9200	Solenoid-28 Watt	32	10	1
76-9060	Gauge-Temperature	17	35	1	88-9200	Solenoid-28 Watt	35	13	1
76-9970	Asm-Valve, Solenoid	33	14	2	92-1180	Asm-Seat	14	5	1
77-2870	Weldment-Hanger	16	18	1	92-1422	Spacer-Coupler	55	49	3
77-3300	Stud	67	1	6	92-3071	Solenoid	32	8	1
77-3310	Gasket	67	2	2	92-5720	Controller-Solid State	31	35	2
77-3320	Nut-Hex	67	5	6	92-5833	Spacer-Ball Joint	46	46	2
77-3340	Manifold-Exhaust	67	3	1	92-5836	Washer-Axle	47	50	1
77-3400	Camshaft	57	5	1	92-5838	Ball Joint	47	62	1
77-3410	Key	57	4	1	92-5839	Ball Joint	46	45	1
77-3420	Gasket	57	3	1	92-5844	Spacer-Ball Joint	46	47	1
77-3440	Screw	57	1	2	92-6315	Cartridge-N.C. Poppet	35	10	1
77-3450	Washer	57	2	2	92-6315	Cartridge-N.C. Poppet	32	18	1
77-3470	Screw	68	10	1	92-6533	Kit-Cushion	14	24	1
77-3490	Screw	68	11	1	92-6534	Shell	14	22	1
77-3510	Spring	57	14	1	92-7374	Shroud-Fan RH	45	10	1
77-3520	Cup	57	13	1	92-7375	Shroud-Fan LH	45	44	1
77-3600	Plate-Closing	43	47	1	92-7381	Tube-Water, Return	55	41	1
77-3620	Retainer-Cover	45	25	2	92-7382	Cover-Manifold	55	38	1
77-3700	Gasket-Exhaust, Manifold	55	37	1	92-7384	Asm-Block, Manifold	34	68	1
77-3790	Plug-Drain	59	26	1	92-7385	Motor-Planetary	9	37	1
77-4000	Shim Set	50	*	1	92-7386	Motor-Hydraulic	46	20	1
77-4010	Shim Set	48	*	1	92-7387	Motor-Hydraulic	3	3	5
77-4020	Shim Set	50	*	1	92-7388	Support-Radiator	45	45	1
77-4030	Shim Set	51	*	1	92-7396	Mount-Cable	15	3	1
77-4040	Shim Set	52	*	1	92-7414	Asm-Brake, RH	9	48	1
77-4050	Shim Set	52	*	1	92-7415	Asm-Complete	10	*	1
80-4860	Pin-Clevis	16	1	1	92-7415	Asm-Drive, Planetary	9	28	2
80-8660	Spacer	33	43	2	92-7416	Strap-Radiator	45	42	1
82-3740	Cooler-Oil	45	21	1	92-7417	Asm-Brake, LH	9	27	1
82-5050	Screw-HH	37	26	2	92-7418	Asm-Block, Control	31	13	1
82-5120	Adapter-Pump To Engine	55	47	1	92-7422	Tank-Fuel	20	16	1
82-6490	Asm-Hose	31	1	1	92-7424	Hose-Overflow, Radiator	43	25	1
82-6490	Hose	22	31	1	92-7424	Hose-Radiator, Overflow	45	6	1
82-8170	Clamp	24	26	4	92-7425	Support-Mount, Engine	55	6	1
82-8170	Clamp	22	48	6	92-7426	Mount-Motor	55	43	1
82-9060	Adjuster W/Handle	16	13	1	92-7429	Mount-Motor, RH	55	14	1
83-6780	Pin-Cylinder	22	49	2	92-7455	Plate-Bulkhead	9	15	1
83-6970	Pin-Cylinder, Short	22	16	1	92-7456	Pin	23	29	2
83-7430	Decal-Danger	72	2	1	92-7463	Hose-Radiator, Lower	45	18	1
84-1710	Piston	27	4	1	92-7463	Hose-Radiator, Lower	55	36	1
84-1710	Piston	28	5	1	92-7465	Hose-Suction	19	22	1
84-1740	Shaft With Clevis	27	12	1	92-7465	Hose-Suction	37	40	1
84-1760	Kit-Seal Repair	27	*	1	92-7466	Clutch-Fan	55	31	1
84-1760	Kit-Seal Repair	28	*	1	92-7472	Asm-Tube, Rear	46	3	1
84-2860	Decal-Fuel, Diesel (Japan)	2	34	1	92-7473	Asm-Tube, Rear	46	4	1
84-3420	Decal-No Riders (Japan)	17	11	1	92-7473	Asm-Tube, Rear	9	13	1
84-3420	Decal-No Riders (Japan)	2	35	1	92-7474	Asm-Tube, Front	9	8	1
84-3500	Decal-Fast/Slow (Japan)	8	23	1	92-7475	Asm-Tube, Traction	9	50	1
84-4300	Decal-Danger (Japan)	72	2	1	92-7476	Asm-Tube, Traction	9	46	1
85-4470	Potentiometer	18	54	1	92-7477	Asm-Tube, Motor Drain	9	17	1
85-4480	Knob	18	49	1	92-7478	Asm-Tube, Motor RH	9	43	1
85-4491	Lamp-Diagnostic	18	73	1	92-7478	Tube-Motor, RH	19	30	1
85-4750	Display-Diagnostic ACE	73	2	1	92-7479	Asm-Tube	31	10	1

*Not Illustrated

TORO PART NUMBER INDEX (Cont.)

Part No.	Description	Pg. No.	Ref. No.	Qty.	Part No.	Description	Pg. No.	Ref. No.	Qty.
92-7483	Nut-Lug	9	4	16	92-7592	Asm-Tube	34	69	1
92-7484	Asm-Hose	37	12	1	92-7598	Asm-Tube, Front Drain	33	45	1
92-7485	Asm-Hose	9	19	1	92-7598	Asm-Tube, Frt. Drain	9	31	1
92-7486	Asm-Hose	37	33	1	92-7601	Asm-Tube, Rear Aux.	33	46	1
92-7487	Asm-Tube	9	18	1	92-7601	Asm-Tube, Rear, Aux.	6	58	1
92-7488	Asm-Hose	9	41	1	92-7602	Asm-Tube, Aux. Return	34	66	1
92-7489	Hose-Return	9	42	1	92-7602	Asm-Tube, Return	5	48	1
92-7489	Hose-Return	19	13	1	92-7604	Pin-Stop	47	53	1
92-7490	Asm-Hose, Filter	37	19	1	92-7606	Bracket-Bulkhead	6	51	1
92-7490	Hose-Filter	37	25	1	92-7608	Bracket-Spring	8	12	1
92-7491	Asm-Hose	19	16	1	92-7609	Shaft-Spring	8	45	1
92-7491	Asm-Hose	37	11	1	92-7610	Retainer-Spring	8	42	1
92-7491	Asm-Hose	31	16	1	92-7622	Asm-Hose, Steering	37	34	1
92-7492	Asm-Hose	37	35	1	92-7622	Hose-Steering	6	49	1
92-7492	Asm-Hose	34	59	1	92-7623	Bumper	45	36	1
92-7493	Asm-Tube, Filter	45	39	1	92-7631	Sealstrip-Screen	45	22	1
92-7493	Hose-Filter	19	20	1	92-7632	Harness-Wire, RM6700D	18	60	1
92-7494	Asm-Steering Tube, Rear	33	47	1	92-7632	Harness-Wire, RM6700D	24	90	1
92-7494	Asm-Tube Steering Rear	6	50	1	92-7633	Strip-Bumper, Hood	1	16	1
92-7494	Asm-Tube, Rear Steering	13	7	1	92-7635	Asm-Hose	33	2	1
92-7494	Asm-Tube, Steering	46	29	1	92-7636	Asm-Hose	23	17	1
92-7495	Asm-Steering Tube, Rear	33	41	1	92-7637	Asm-Hose	24	1	1
92-7495	Asm-Tube, Rear Steering	13	8	1	92-7637	Asm-Hose	24	14	1
92-7495	Asm-Tube, Steering	46	28	1	92-7638	Asm-Hose	33	5	1
92-7495	Asm-Tube, Steering Rear	5	47	1	92-7638	Asm-Hose	23	51	1
92-7505	Screen	45	24	1	92-7639	Asm-Hose	34	62	1
92-7511	Hood	1	18	1	92-7640	Asm-Hose	34	61	1
92-7516	Bracket-Support, Cooler	45	19	1	92-7640	Asm-Hose	24	87	1
92-7519	Bracket-Block, Manifold	31	26	1	92-7641	Asm-Hose	33	3	1
92-7520	Cable-Throttle	15	4	1	92-7643	Asm-Hose	24	65	4
92-7521	Hose-Fuel	20	21	1	92-7646	Fitting-Hydraulic 45°	47	57	1
92-7521	Hose-Fuel	55	25	1	92-7649	Asm-Hose	3	18	4
92-7522	Hose-Fuel	20	6	1	92-7649	Asm-Hose	33	40	4
92-7524	Decal-RM6700D	1	17	2	92-7787	Pulley-Camshaft	57	26	1
92-7525	Fitting-Hose	19	24	1	92-7791	Seal-Valve	63	52	8
92-7526	Fitting-Hydraulic, Suction	37	38	1	92-7792	Guide-Valve (14.29mm)	63	47	8
92-7527	Strainer-Suction	19	34	1	92-7793	Guide-Valve (14.59mm)	63	*	8
92-7529	Asm-Cable, Brake RH	8	*	1	92-7794	Valve-Exhaust	63	50	4
92-7530	Asm-Cable, Brake LH	8	30	1	92-7795	Seat-Exhaust Valve	63	51	4
92-7530	Cable-Brake, LH	9	25	1	92-8001	Sensor-Switch, Reed	14	13	1
92-7531	Tube-Control, Pump	8	1	1	92-8002	Sensor-Switch, Reed	24	16	2
92-7531	Tube-Rod, Control	37	14	1	92-8002	Sensor-Switch, Reed	22	26	1
92-7534	ASM-Hose	46	31	1	92-8020	Adapter-Breather	19	35	3
92-7535	Asm-Hose, Oil Cooler	45	29	2	92-8753	Magnet-Switch, Reed	14	11	1
92-7536	Asm-Hose, Rear Motor	46	9	1	92-8754	Magnet-Switch, Reed	24	19	2
92-7537	Asm-Hose, Rear Motor	46	10	1	92-8754	Magnet-Switch, Reed	22	21	1
92-7538	Asm-Hose	46	41	1	93-0096	Decal-ACE	2	31	2
92-7539	Asm-Hose	46	40	1	93-1260	Decal-Console	17	42	1
92-7540	Decal-ROPS	72	3	1	93-1262	Decal-Hillside	2	28	1
92-7548	Pin-Cylinder	23	22	2	93-1263	Decal-Tower	5	23	1
92-7549	Decal-Diagnostic ACE	73	H1	1	93-1264	Decal-Switch, Backlap	31	24	1
92-7550	Fitting-Tee, Bulkhead	9	7	2	93-1265	Decal-Hot Surface	43	1	1
92-7551	Cap-Fitting	19	25	1	93-1268	Decal-HOC Selector	17	22	1
92-7552	Bracket-Bulkhead	47	60	1	93-2631	Cylinder-Lift	24	39	2
92-7553	Asm-Tube, Rear Drain	13	6	1	93-2650	Cylinder-Hydraulic No. 1	22	54	1
92-7553	Asm-Tube, Rear Drain	46	27	1	93-2699	Pin	24	33	4
92-7553	Asm-Tube, Rear Drain	33	42	1	93-2700	Roller-Plastic	24	40	4
92-7555	Asm-Hose	3	7	4	93-2704	Link-Lift	24	11	4
92-7556	Asm-Hose	3	1	1	93-3102	Cap-Fuel, Diesel	20	10	1
92-7557	Asm-Front Cooler Tube	34	58	1	93-3163	Spring	16	28	1
92-7557	Asm-Tube	31	19	1	93-3164	Cap	16	27	2
92-7558	Asm-Rear Cooler Tube	34	57	1	93-3165	Bracket	16	29	1
92-7558	Asm-Tube, Cooler	45	41	1	93-4201	Asm-Hose	3	19	2
92-7559	Asm-Hose	3	8	2	93-4201	Asm-Hose	33	37	2
92-7560	Asm-Hose	3	2	1	93-4206	Asm-Tube, Drain	13	5	1
92-7562	Asm-Hose	31	2	1	93-4207	Fitting-Tee	43	18	1
92-7562	Asm-Hose	22	53	1	93-4208	Strip-Seal, Screen	45	27	1
92-7564	Asm-Hose	22	42	1	93-4213	Asm-Speedometer	5	22	1
92-7564	Asm-Hose	31	43	1	93-4215	Hose-Radiator, Upper Rear	45	5	1
92-7565	Asm-Hose	31	42	1	93-4215	Hose-Radiator, Upper Rear	55	22	1
92-7565	Asm-Hose	22	51	1	93-4215	Hose-Radiator, Upper Rear	43	29	1
92-7591	Asm-Tube	31	12	1	93-4216	Asm-Tube	3	14	1

*Not Illustrated

TORO PART NUMBER INDEX (Cont.)

3321-149

Part No.	Description	Pg. No.	Ref. No.	Qty.	Part No.	Description	Pg. No.	Ref. No.	Qty.
93-4216	Asm-Tube	31	41	1	93-7589	Hose-Overflow	43	28	1
93-4217	Asm-Tube	3	26	1	93-7591	Hose-Return	43	24	1
93-4217	Asm-Tube	31	40	1	93-7592	Tread-Footrest	2	42	2
93-4219	Asm-Tube, #1 Bulkhead	3	17	1	93-7594	Spacer-Tubular	55	21	1
93-4222	Asm-Tube, Drain Return	3	16	1	93-7595	Asm-Box, Battery	43	7	1
93-4222	Asm-Tube, Drain Return	31	37	1	93-7597	Fitting-SAE	31	7	1
93-4223	Asm-Tube, Front Drain	3	15	1	93-7598	Lever-Throttle	15	10	1
93-4233	Asm-Engine	55	16	1	93-7773	Bolt	48	5	4
93-5165	Asm-Valve, Steering	5	5	1	93-7775	Bearing	51	18	2
93-5835	Screw-Purge	64	28	1	93-7778	Housing-Axle A	49	1	1
93-5986	Asm-Cover	44	4	1	93-7779	Housing-Axle B	49	3	1
93-6028	Plate-Logo, Toro	45	26	1	93-7781	Washer	49	10	8
93-6668	Decal-Charging (Europe)	43	51	1	93-7782	Screw-HHF	49	4	8
93-6680	Decal-Fuel, Diesel	2	34	1	93-7787	Bushing-Flange	49	2	2
93-6681	Decal-Warning, (Europe)	45	57	1	93-7840	Decal-Cap (Europe)	43	53	1
93-6686	Decal-Hydraulic Oil	1	5	1	93-7950	Asm-Tube	33	28	1
93-6687	Decal-No Step	22	24	2	93-7951	Asm-Tube	33	18	1
93-6687	Decal-No Step	24	28	2	93-7952	Asm-Tube	33	25	1
93-6689	Decal-No Riders	17	11	1	93-7954	Asm-Tube	33	30	1
93-6689	Decal-No Riders	2	35	1	93-7955	Asm-Tube	33	10	1
93-6693	Decal-Plate, Floor	22	55	1	93-7956	Asm-Tube	33	11	1
93-6699	Decal-Fast/Slow	8	23	1	93-7957	Asm-Tube	33	9	1
93-7053	Asm-Tube	33	24	1	93-7958	Asm-Tube	33	23	1
93-7247	Washer-Thrust	46	6	1	93-7959	Asm-Tube	33	13	1
93-7276	Decal-Danger (Europe)	43	52	1	93-7960	Spacer	24	25	4
93-7450	Spindle	10	1	1	93-7960	Spacer	22	47	6
93-7451	Cone-Bearing	10	3	1	93-7961	Clamp-Drain, Case	24	24	2
93-7452	Cup-Bearing	10	4	1	93-7961	Clamp-Drain, Case	22	46	3
93-7453	Housing	10	6	1	93-7966	Shaft-Splined, Brake	9	30	2
93-7454	Screw-HH	10	25	18	93-7968	Pad-Foam, Battery	43	11	1
93-7455	Stud-Wheel	10	5	8	93-7970	Form-Wire, Hose Mount	31	28	1
93-7456	Gear-Ring	10	18	1	93-7972	Ring-Retaining	9	29	4
93-7457	Spacer-Input	10	16	1	93-7974	Plate-Battery, Box	43	5	1
93-7458	Plate-Cover	10	15	1	93-7974	Plate-Box, Battery	20	1	1
93-7459	Ring-Retaining, External	10	19	1	93-7976	Ring-Retaining	11	9	1
93-7460	Washer-Thrust	10	17	1	93-7977	Seal	11	2	1
93-7461	Plug-Pipe	10	13	2	93-7978	Rod-Pull	11	3	1
93-7462	Ring-Retaining, Internal	10	14	1	93-7979	Pin-Cotter, Hair	11	6	2
93-7463	Gear-Sun	10	20	1	93-7980	Link	11	5	2
93-7464	Gear-Sun	10	21	1	93-7981	Disc-Rotating	11	8	3
93-7465	Washer-Thrust	10	22	1	93-7982	Actuator	11	11	1
93-7466	Pin-Dowel	10	24	2	93-7983	Pin-Clevis	11	4	2
93-7467	Ring-Retaining, External	10	10	1	93-7984	Gasket	11	10	1
93-7468	Washer-Thrust	10	9	1	93-7985	Ball	11	13	3
93-7469	Cone-Bearing	10	8	1	93-7986	Disc-Stationary	11	7	4
93-7470	Cup-Bearing	10	7	1	93-7987	Spring-Extension	11	12	3
93-7471	Shaft-Input	10	23	1	93-7989	Shaft W/Clevis	28	7	1
93-7472	Asm-Carrier, Secondary	10	11	1	93-7989	Shaft W/Clevis	29	7	1
93-7473	Asm-Carrier, Primary	10	12	1	93-7990	Head	25	10	1
93-7474	Kit-Seal	10	2	1	93-7991	Collar	25	13	1
93-7476	Motor-Hydraulic W/Sensor	9	47	1	93-7991	Collar	26	13	1
93-7480	Bulb-LED	5	29	1	93-7991	Collar	29	13	1
93-7483	Light-Warning Bank	17	34	1	93-7992	Asm-Barrel	29	2	1
93-7484	Light-Warning Bank	17	33	1	93-7994	Collar	27	13	1
93-7485	Asm-Filter, Air	43	41	1	93-7994	Collar	28	13	1
93-7487	Switch-Toggle	31	31	1	93-7995	Asm-Barrel	28	2	1
93-7488	Tank-Hydraulic	19	1	1	93-7996	Cover-Tower	1	2	1
93-7489	Valve-Control, Flow	31	6	1	93-7998	Plate-Instrument	5	24	1
93-7491	Cartridge-N.O. Poppet	35	19	1	93-8050	Decal-Warning (Europe)	72	2	1
93-7491	Cartridge-Pilot Check	32	2	1	93-8053	Decal-ECU Label (Europe)	31	36	1
93-7492	Cartridge-Relief 2300 psi	32	4	1	93-8073	Decal-Blank (Europe)	72	3	1
93-7494	Cartridge-N.O. Poppet	35	4	2	93-8497	Gauge-Fuel	17	29	1
93-7494	Cartridge-N.O. Poppet	32	13	2	93-8742	Pad-Brake	8	29	2
93-7495	Cartridge-3W2P Pull	35	20	1	93-8744	Rivet-Pop	2	46	3
93-7498	Plug-Plastic	19	6	1	93-8744	Rivet-Pop	18	55	3
93-7499	Gasket-Flange	19	2	1	93-9151	Fitting-Hydraulic 90°	3	21	3
93-7553	Seal-Hood	45	13	1	93-9152	Kit-Flange	4	*	1
93-7582	Hose	1	20	1	93-9153	Kit-Seal	4	*	1
93-7584	Hose-Intake	45	11	1	93-9154	Kit-Valve Block	4	*	1
93-7584	Hose-Intake	43	40	1	93-9155	Velcro	1	7	2
93-7587	Bracket-Fuse Block	18	51	1	93-9157	Velcro	72	4	4
93-7588	Cover-Tank	19	3	1	93-9159	Strap-Cover	72	9	2

*Not Illustrated

TORO PART NUMBER INDEX (Cont.)

Part No.	Description	Pg. No.	Ref. No.	Qty.	Part No.	Description	Pg. No.	Ref. No.	Qty.
93-9160	Cover-ROPS	72	6	1	94-2943	Decal-Service (Portuguese)	2	27	1
93-9161	Pin	22	2	3	94-2944	Decal-Service (Spanish)	2	27	1
93-9161	Pin	23	3	2	94-2945	Decal-Service (Swedish)	2	27	1
93-9161	Pin	24	3	2	94-3000	Asm-Backplate	54	8	1
93-9162	Filter-Primary	44	3	1	94-3001	Housing	54	16	1
93-9163	Filter-Safety	44	6	1	94-3002	Screw-HH	54	7	6
93-9164	Indicator	44	1	1	94-3002	Screw-HH	12	8	6
93-9164	Indicator-Service	43	37	1	94-3003	Plate-Valve	54	13	1
93-9176	Dipstick-Oil	59	3	1	94-3003	Plate-Valve	12	16	1
93-9176	Dipstick-Peugeot	55	51	1	94-3004	Shaft-Drive, Splined	12	7	1
93-9178	Muffler	43	35	1	94-3005	Asm-Backplate	12	9	1
93-9180	Cover-Box, Tool	1	26	1	94-3006	Housing	12	19	1
93-9196	Joystick-6 Position	17	3	1	94-3007	Washer	12	3	1
93-9425	Decal-Danger	2	55	1	94-3007	Washer	39	53	1
93-9783	O-Ring	3	28	10	94-3008	Seal-Shaft	12	2	1
94-1401	Cover-Box, Control	18	43	1	94-3008	Seal-Shaft	39	54	1
94-1403	Adapter-Hydraulic	34	64	2	94-3009	Asm-Plug	12	11	1
94-1408	Wireform-Overflow	43	19	1	94-3010	Sensor-Speed Pickup	12	11	1
94-1410	Holder-Can, Beverage	2	53	1	94-3011	Plug	42	7	1
94-1411	Cable-Battery, Negative	43	10	1	94-3012	Screw-Cap	42	10	8
94-1414	Valve-Vacuator	44	5	1	94-3013	Plug	42	23	1
94-1416	Adapter-Indicator	43	36	1	94-3014	Valve-Relief	42	26	1
94-1416	Asm-Adaptor	44	7	1	94-3015	Kit-Seal	42	*	1
94-1418	Hose-Radiator, Upper	55	12	1	94-3016	Asm-Backplate	39	8	1
94-1421	Coupling-Center, Spring	55	15	1	94-3017	Adaptor-Charge Relief	39	12	1
94-1432	Asm-Hose	33	36	4	94-3018	Asm-Housing	39	58	1
94-1433	Asm-Hose	33	35	2	94-3019	Control-Servo, Manual	39	65	1
94-1443	Fitting-Bulkhead, 90° RH	24	54	1	94-3020	Shaft-Drive	39	56	1
94-1444	Fitting-Bulkhead, Straight	24	55	2	94-3021	Asm-Kit, Rotating	39	35	1
94-1445	Strap-Battery	43	12	1	94-3022	Plate-Valve	39	1	1
94-1446	Tube-Drain	19	26	1	94-3023	Coupler	39	10	1
94-1447	Asm-Tube, Steering Ret.	31	39	1	94-3025	Asm-Piston, Servo	39	41	1
94-1447	Tube-Steering, Return	19	39	1	94-3026	Asm-Camplate	39	36	1
94-1447	Tube-Steering, Return	5	43	1	94-3027	Washer-Seal	39	48	1
94-1449	Fitting-Valve, Restrictor	24	47	2	94-3028	Screw	39	14	2
94-2600	Boot	17	6	2	94-3029	Screw	39	21	2
94-2601	Microswitch-Interlock	17	2	2	94-3030	Washer	39	47	1
94-2602	Actuator-Joystick	17	1	2	94-3031	Arm-Control	39	29	1
94-2603	Piston	30	4	1	94-3032	Follower-Piston	39	33	1
94-2604	Head	30	10	1	94-3033	Plate-Cover	39	59	1
94-2605	Collar	30	13	1	94-3034	Plate-Cover	39	43	1
94-2606	Shaft	30	12	1	94-3035	Ring-Lock	39	9	1
94-2608	Kit-Seal Repair	30	*	1	94-3036	Ring-Quad	39	3	1
94-2613	Sleeve-Switch, Red	17	26	1	94-3037	Ring-Retaining	39	4	1
94-2617	Cover-Pump	1	21	1	94-3038	Plug-Dump Valve	39	5	1
94-2620	Head-Filter	19	18	1	94-3039	Kit-Seal	39	*	1
94-2621	Element	19	21	1	94-3040	Orifice-Valve, Control	39	31	3
94-2624	Hose-Manifold	55	29	1	94-3043	Switch	40	15	1
94-2624	Hose-Manifold	43	39	1	94-3044	Kit-Seal	40	*	1
94-2626	Plug-Orifice	35	15	1	94-3045	Collar-Interlock (Europe)	17	4	1
94-2627	Cartridge-W/2P	35	11	1	94-3046	Interlock (Europe)	17	5	1
94-2628	Adapter-Hydraulic	33	29	1	94-3049	Fender-RH	1	3	1
94-2629	Asm-Tube, Drain	33	27	1	94-3050	Plate-Spring	9	51	2
94-2630	Hose-Return	43	17	1	94-3052	Weight-Wheel (Europe)	47	68	2
94-2636	Fitting-Hydraulic 90°	37	20	1	94-3055	Cap-Lower, Joystick	17	7	1
94-2637	Fitting-Hydraulic, Straight	37	18	1	94-3056	Snapring-Joystick (Europe)	17	8	1
94-2638	Nut-Push On	45	23	4	94-3057	Spring-Compression	17	9	1
94-2643	Frame-ROPS	72	7	1	94-3058	Cap-Upper, Joystick	17	10	1
94-2644	Shaft With Clevis	25	12	1	94-3059	Tube-Steering, RH	5	6	1
94-2646	Guard-Fan (Europe)	45	50	1	94-3060	Tube-Steering, Front LH	5	13	1
94-2800	Cap-Radiator	43	22	1	94-3061	Tube-Steering, Front, In	5	7	1
94-2801	Grommet-Rubber	43	44	2	94-3062	Tube-Steering, Front, Out	5	14	1
94-2803	Bearing	51	12	2	94-3063	Extension-Valve (Europe)	47	71	2
94-2806	Adapter-Bolt, Wheel	47	67	6	94-3066	Asm-Pump, Gear	37	4	1
94-2812	Grommet	43	46	2	94-3071	Asm-Tube, Front, Aux.	6	56	1
94-2814	Kit-Exhaust Coupler	43	50	1	94-3077	Plug-Orifice	32	20	1
94-2815	Sleeve-Exhaust Flange	43	49	1	94-3088	Spring-Brake	9	52	2
94-2834	Bracket-Clamp	13	11	1	94-3090	Harness-Wire, Main	5	8	1
94-2844	Decal-Diagnostic ACE	73	Y1	1	94-3090	Harness-Wire, Main	9	14	1
94-2849	Muffler-Spark Arrestor	43	*	1	94-3090	Harness-Wire, Main	55	18	1
94-2919	Decal-Rear Manifold (Japan)	15	19	1	94-3090	Harness-Wire, Main	31	30	1
94-2941	Decal-Service (Japan)	2	27	1	94-3090	Harness-Wire, Main	15	32	1

*Not Illustrated

TORO PART NUMBER INDEX (Cont.)

3321-149

Part No.	Description	Pg. Ref. No. No. Qty.	Part No.	Description	Pg. Ref. No. No. Qty.
94-3090	Harness-Wire, Main	33 39 1	94-3164	Washer-Spring	67 7 7
94-3090	Harness-Wire, Main	18 60 1	94-3164	Washer-Spring	57 10 4
94-3091	Decal-Fuse (Japan)	17 12 1	94-3164	Washer-Spring	64 10 6
94-3098	Gear-Driven	46 25 1	94-3165	Nut	64 6 4
94-3099	Gear-Driver	46 23 1	94-3165	Nut-Lock	57 12 1
94-3100	Asm-Short Block	59 36 1	94-3166	Washer-Flat	57 7 1
94-3101	Gasket Set	59 * 1	94-3167	Bracket-Fan	57 24 1
94-3102	Pin	59 14 2	94-3168	Pulley-Fan	57 21 1
94-3103	Plug-Threaded	59 44 1	94-3169	Screw	57 25 1
94-3104	Plug-Threaded	59 43 2	94-3170	Screw	57 17 1
94-3105	Plug-Drain	59 38 1	94-3171	Screw	57 20 2
94-3106	Gasket	59 42 2	94-3172	Washer	57 19 3
94-3107	Gasket	59 24 2	94-3173	Screw	57 22 3
94-3108	Plug-27.5 mm Dia.	59 * 8	94-3174	Washer	62 27 8
94-3108	Plug-27.5 mm Dia.	62 * 2	94-3176	Gear-Oil Pump	68 2 1
94-3109	Plug-28.5 mm Dia.	59 * 9	94-3177	Plug	68 12 2
94-3109	Plug-28.5 mm Dia.	62 * 2	94-3178	Strainer	68 9 1
94-3110	Stud	59 45 1	94-3179	Washer-Spring	68 4 3
94-3111	Pin-Groove	59 22 2	94-3180	Switch-Pressure	59 32 1
94-3112	Screw-Washer Hd.	59 17 2	94-3181	Oil Filler	59 1 1
94-3113	Asm-Cylinder Head	61 5 1	94-3182	Plug	59 2 1
94-3115	Nut-Lock	61 8 6	94-3183	Gasket	59 39 1
94-3116	Gasket	61 3 1	94-3184	Union	59 4 1
94-3117	Plate	61 2 1	94-3186	O-Ring	59 40 1
94-3118	Plug	62 32 1	94-3190	PCV Valve	59 46 1
94-3119	Kit-Gasket	63 * 1	94-3191	Union	59 48 1
94-3120	Bracket	63 54 1	94-3192	Union	59 47 1
94-3121	Plug	63 44 1	94-3195	Gasket-Pump, Water	71 4 1
94-3122	Gasket	63 43 1	94-3196	Inlet-Water	71 7 1
94-3123	Screw-HH	61 1 2	94-3196	Inlet-Water	62 31 1
94-3124	Bolt-Valve Cover	62 22 3	94-3197	O-Ring	71 3 1
94-3124	Screw-HH	68 8 2	94-3197	O-Ring	62 30 1
94-3125	Washer	62 21 3	94-3198	Screw	71 8 2
94-3125	Washer-Flat	70 3 1	94-3198	Screw	62 35 2
94-3126	Protector-Lower	70 5 1	94-3199	Pipe-By-Pass	63 39 1
94-3127	Case-Timing, Left	70 7 1	94-3200	Hose-By-Pass	62 37 1
94-3128	Case-Timing, Right	70 9 1	94-3206	Gasket	58 9 1
94-3129	Plug	70 4 1	94-3207	Ring	58 4 1
94-3130	Screw	70 2 1	94-3208	Stub-Outlet	58 2 1
94-3131	Screw	58 1 3	94-3209	Thermostat	58 11 1
94-3131	Screw	70 10 1	94-3210	Gasket	58 10 1
94-3132	Screw	70 1 2	94-3211	Temp Sending Unit	58 6 1
94-3133	Nut W/Washer	70 6 1	94-3212	Plug	58 7 2
94-3134	Nut	70 8 1	94-3213	Screw	58 8 1
94-3135	Bracket-Lifting	62 15 1	94-3214	Screw	58 5 1
94-3136	Bracket-Lifting	62 23 1	94-3215	Manifold-Intake	67 6 1
94-3137	Bracket-Lifting	62 25 1	94-3216	Screw	67 8 5
94-3138	Screw	62 24 1	94-3217	Screw	67 9 4
94-3139	Screw	62 26 1	94-3218	Screw	67 * 1
94-3140	Bearing Set (.30mm OS)	60 * 2	94-3219	Pump-Injection	64 19 1
94-3141	Thrust Bearing Set (Std.)	60 13 2	94-3220	Bracket	64 3 1
94-3142	Thrust Bearing Set	60 * 2	94-3221	Screw	64 11 1
94-3143	Thrust Bearing Set	60 * 2	94-3222	Key	64 20 1
94-3144	Pulley	60 3 1	94-3223	Screw	64 25 1
94-3145	Screw-HH	60 1 1	94-3224	Washer-Flat	64 9 2
94-3146	Washer	60 2 1	94-3225	Screw	64 4 2
94-3147	Seal	60 15 1	94-3226	Gasket-Injector	65 4 4
94-3148	Seal-Shaft	60 11 1	94-3227	Spacer	65 8 4
94-3149	Gear-Flywheel	60 17 1	94-3228	Spring	65 7 4
94-3150	Screw-HH	60 7 4	94-3229	Union	65 11 3
94-3151	Washer	60 8 6	94-3230	Hose	65 1 1
94-3152	Screw-HH	60 33 2	94-3231	Bracket	65 13 2
94-3155	Bearing-Connecting Rod	60 * 4	94-3232	Washer-0.79 mm	65 6 4
94-3156	Bolt-Connecting Rod	60 28 8	94-3233	Washer-0.82 mm	65 * 4
94-3157	Piston Set-Std.	60 29 1	94-3234	Washer-0.85 mm	65 * 4
94-3158	Piston Ring Set Std.	60 23 4	94-3235	Washer-0.88 mm	65 * 4
94-3159	Asm-Roller	57 11 1	94-3236	Washer-0.91 mm	65 * 4
94-3160	Asm-Roller	57 15 1	94-3237	Washer-0.94 mm	65 * 4
94-3161	Screw	57 16 2	94-3238	Washer-0.97 mm	65 * 4
94-3161	Screw	64 24 1	94-3239	Washer-1.00 mm	65 * 4
94-3162	Stud	57 9 1	94-3240	Washer-1.03 mm	65 * 4
94-3163	Screw	57 6 1	94-3241	Washer-1.06 mm	65 * 4

*Not Illustrated

TORO PART NUMBER INDEX (Cont.)

Part No.	Description	Pg. No.	Ref. No.	Qty.	Part No.	Description	Pg. No.	Ref. No.	Qty.
94-3242	Washer-1.30 mm	65	6	4	94-5438	Seal-Solenoid	35	2	20
94-3243	Washer-1.33 mm	65	*	4	94-5438	Seal-Solenoid	32	19	16
94-3244	Washer-1.36 mm	65	*	4	94-6343	Decal-Wire Ident. #1	18	*	1
94-3245	Washer-1.39 mm	65	*	4	94-6344	Decal-Wire Ident. #2	18	*	1
94-3246	Washer-1.42 mm	65	*	4	94-6349	Decal-Fuse	17	12	1
94-3247	Washer-1.45 mm	65	*	4	94-6710	Fuse-2A	18	44	1
94-3248	Washer-1.48 mm	65	*	4	94-8000	Nut-Lock	46	13	1
94-3249	Tube-Outlet	64	22	1	94-8025	O-Ring	21	3	1
94-3250	Screw-Connection	64	23	1	94-8026	Asm-Vent	21	12	1
94-3251	Nut	64	15	1	94-8027	O-Ring	21	10	1
94-3251	Nut-Lock	66	8	1	94-8028	O-Ring	21	11	1
94-3252	Alternator	56	12	1	94-8105	Clamp-Tube	45	54	2
94-3253	Bracket	56	7	1	94-8108	Support-Filter, Air	43	42	1
94-3254	Screw	56	6	1	94-8115	Pin-Axle, Pivot	47	55	1
94-3255	Slide	56	4	1	94-8132	Gasket-Head (1.48 mm)	63	53	1
94-3256	Belt	56	5	1	94-8133	Gasket-Head (1.52 mm)	63	*	1
94-3257	Washer-Spring	56	13	1	94-8134	Gasket-Head (1.58 mm)	63	*	1
94-3258	Screw	56	14	1	94-8135	Gasket-Head (1.62 mm)	63	*	1
94-3259	Screw	56	9	1	94-8140	Plug-Orifice	32	21	1
94-3260	Washer-Flat	56	3	1	94-8141	Cylinder-Hydraulic	46	44	1
94-3261	Nut	56	11	1	94-8146	Strip-Foam, Seat	15	34	1
94-3262	Nut	56	10	1	94-8147	Nozzle-Injector	65	9	4
94-3263	Starter	69	3	1	94-8166	O-Ring	19	7	1
94-3264	Plug-Glow	66	3	4	94-8946	Washer	22	13	3
94-3265	Cable-Glow Plug	66	2	4	94-8946	Washer-PM	23	33	2
94-3266	Nut-Hex.	66	5	4	94-8946	Washer-PM	24	72	2
94-3267	Nut-Lock	66	6	1	94-8947	Bushing-Flange	22	6	12
94-3274	O-Ring	64	18	1	94-8947	Bushing-Flange	23	6	8
94-3275	Solenoid-Starter	69	*	1	94-8947	Bushing-Flange	24	6	8
94-3354	Decal-Diagnostic ACE	73	Y1	1	94-9951	Asm-Column, Steering	5	17	1
94-3355	Decal-Diagnostic ACE	73	Y1	1	94-9952	Nut-Jam	5	21	1
94-3356	Decal-Diagnostic ACE	73	Y1	1	94-9953	Frame-Front	2	38	1
94-3357	Decal-Diagnostic ACE	73	Y1	1	94-9955	Asm-Barrel	53	1	1
94-3358	Decal-Diagnostic ACE	73	Y1	1	94-9956	Asm-Piston Rod	53	6	1
94-3359	Decal-Diagnostic ACE	73	Y1	1	94-9957	Piston	53	3	1
94-3361	Decal-Diagnostic ACE	73	Y1	1	94-9958	Gland-Cylinder	53	8	1
94-3362	Decal-Diagnostic ACE	73	Y1	1	94-9965	Asm-Head, Cylinder	63	*	1
94-3363	Decal-Diagnostic ACE	73	Y1	1	94-9967	Circuit Breaker-50 Amp	55	*	1
94-3364	Decal-Diagnostic ACE	73	Y1	1	94-9968	Circuit Breaker-100 Amp	55	*	1
94-4088	Screw	7	9	7	94-9969	Screw-Connection	64	27	1
94-4089	Cap-End	7	10	1	94-9974	Ring-Retaining	23	11	2
94-4090	Gerotor	7	11	1	94-9974	Ring-Retaining	22	23	6
94-4091	Spacer	7	12	1	94-9984	Sensor-Water Level	43	23	1
94-4092	Plate-Wear	7	14	1	94-9994	Gasket-Camshaft	57	27	1
94-4093	Drive	7	13	1	94-9998	Washer-Thrust	22	22	6
94-4094	Pin	7	6	1	94-9999	Valve-Relief	39	7	2
94-4095	Kit-Spring, Centering	7	3	1	95-1821	Spring-Brake, Park	5	39	1
94-4096	Kit-Bearing	7	8	1	95-3459	Cartridge-N.O.	32	9	1
94-4097	Asm-Plug	7	15	1	95-3459	Cartridge-No Flow	35	12	1
94-4098	Ring-Retaining	7	5	1	95-3464	Rim	9	5	2
94-4099	Kit-Seal	7	1	1	95-3465	Tire	9	1	2
94-4100	Ball	7	16	1	95-3477	Decal-Clip (Japan)	15	17	1
94-4572	Decal-Hillside (Japan)	2	28	1	95-3484	Screw-HH	60	19	8
94-4573	Decal-Tower (Japan)	5	23	1	95-3485	Sprocket-Oil Pump	60	5	1
94-4578	Decal-Hot Surface (Japan)	43	1	1	95-7151	Tube-Convoluted	8	49	1
94-4579	Decal-Danger (Japan)	2	55	1	95-7158	Pin-Pivot	23	14	2
94-4580	Decal-Switch, Backlap	31	24	1	95-7158	Pin-Pivot	22	28	3
94-4581	Decal-Console (Japan)	18	42	1	95-7184	Asm-Frame, Carrier	22	38	1
94-4582	Decal-HOC Selector	17	22	1	98-1459	Decal-Urethane, Toro	6	59	1
94-4584	Decal-Warning (Japan)	24	28	2	98-1468	Cover	5	20	1
94-4584	Decal-Warning, Japan	22	24	2	98-1471	Wheel-Steering	5	19	1
94-4588	Decal-Diagnostic ACE	73	H1	1	98-1805	Box-Degassing	43	21	1
94-4589	Decal-Diagnostic ACE	73	H1	1	98-1852	Asm-Gauge Bar	74	3	1
94-4590	Decal-Diagnostic ACE	73	H1	1	98-1880	Knuckle-Pivot	23	1	2
94-4591	Decal-Diagnostic ACE	73	H1	1	98-1880	Knuckle-Pivot	22	3	3
94-4592	Decal-Diagnostic ACE	73	H1	1	98-2350	Plate-Seat	15	18	1
94-4593	Decal-Diagnostic ACE	73	H1	1	98-2352	Frame-Seat	15	5	1
94-4594	Decal-Diagnostic ACE	73	H1	1	98-2353	Bracket-Latch, Seat	15	8	2
94-4595	Decal-Diagnostic ACE	73	H1	1	98-2354	Latch-Seat	15	22	1
94-4596	Decal-Diagnostic ACE	73	H1	1	98-2426	Asm-Support, Arm	24	50	1
94-4597	Decal-Diagnostic ACE	73	H1	1	98-2427	Asm-Support, Arm	24	49	1
94-4598	Decal-Diagnostic ACE	73	H1	1	98-2444	Arm-Drag Link	52	1	1

*Not Illustrated

TORO PART NUMBER INDEX (Cont.)

3321-149

Part No.	Description	Pg. Ref. No. No. Qty.	Part No.	Description	Pg. Ref. No. No. Qty.
98-2446	Arm-Tie Rod	52 2 1	237-21	O-Ring	33 1 4
98-2447	Axle-4WD	46 32 1	237-21	O-Ring	31 3 5
98-3728	Decal-Service	1 27 1	237-21	O-Ring	3 22 5
98-3730	Pump-Piston	37 24 1	237-21	O-Ring	23 50 4
98-7353	Head	26 10 1	237-21	O-Ring	22 71 6
98-7353	Head	29 11 1	237-21	O-Ring	24 88 14
98-7354	Head	27 10 1	237-22	O-Ring	33 6 10
98-7354	Head	28 11 1	237-22	O-Ring	37 7 1
98-7974	Washer-Thrust	23 41 2	237-22	O-Ring	5 10 10
98-7974	Washer-Thrust	22 62 3	237-22	O-Ring	3 20 3
98-7974	Washer-Thrust	24 80 2	237-22	O-Ring	9 32 1
98-7976	Decal	74 2 1	237-22	O-Ring	19 38 1
98-7993	Screw-Flange Head	23 42 2	237-22	O-Ring	31 38 1
98-7993	Screw-Flange Head	22 63 3	237-22	O-Ring	47 64 6
98-7993	Screw-HFH	24 81 2	237-30	O-Ring	3 6 18
98-8069	Cylinder-Hydraulic No. 5	22 41 1	237-30	O-Ring	31 9 4
98-8108	Decal-Rear Manifold Block	15 19 1	237-30	O-Ring	37 10 2
98-8110	Decal-Instructions, Clip	15 17 1	237-30	O-Ring	33 19 9
98-8135	Decal-Service (Danish)	1 27 1	237-30	O-Ring	19 31 2
98-8136	Decal-Service (Dutch)	1 27 1	237-30	O-Ring	9 44 3
98-8137	Decal-Service (Finnish)	1 27 1	237-42	O-Ring	37 5 1
98-8138	Decal-Service (French)	1 27 1	237-42	O-Ring	31 8 1
98-8139	Decal-Service (German)	1 27 1	237-42	O-Ring	5 12 4
98-8140	Decal-Service (Italian)	1 27 1	237-42	O-Ring	32 15 5
98-8141	Decal-Service (Norwegian)	1 27 1	237-42	O-Ring	35 17 5
98-8801	Decal-Diagnostic ACE	73 Y1 1	237-42	O-Ring	19 36 1
98-8806	Valve-Solenoid	64 17 1	237-42	O-Ring	46 38 2
98-8811	Cylinder-Hydraulic No. 4	22 29 1	237-42	O-Ring	34 65 2
98-8812	Cylinder-Hyd. No. 3	23 25 1	237-58	O-Ring	46 7 6
98-8813	Cylinder-Hyd. No. 2	23 15 1	237-58	O-Ring	19 12 1
98-8814	Frame-Rear	1 22 1	237-58	O-Ring	37 17 3
98-8821	Link-Rear	24 35 2	237-58	O-Ring	9 21 4
98-8823	Link-Welded	24 13 2	237-58	O-Ring	34 56 2
98-8826	Pin-Pivot	24 70 2	237-65	O-Ring	19 15 2
98-8838	Tie Rod-4WD	52 * 1	237-65	O-Ring	31 20 1
98-8841	Bar & Clamp ASM	52 22 1	237-65	O-Ring	37 27 1
98-9965	Bushing-Sleeve	60 24 4	237-65	O-Ring	45 32 4
98-9970	Box-Outlet	58 3 1	237-78	O-Ring	37 3 4
98-9971	Hose-By-Pass	63 40 1	237-78	O-Ring	31 5 8
98-9972	Cover-Pump, Water	71 5 1	237-78	O-Ring	32 6 10
98-9973	Ring-Retaining	46 43 2	237-78	O-Ring	35 8 5
98-9976	Bumper	23 46 4	237-78	O-Ring	3 24 5
98-9976	Bumper	22 68 6	237-78	O-Ring	23 49 4
98-9976	Bumper	24 85 4	237-78	O-Ring	33 50 5
99-2551	Asm-Arm, Lift No. 1	22 11 1	237-78	O-Ring	47 51 2
99-2552	Lift Arm-#2	23 33 1	237-78	O-Ring	22 72 6
99-2553	Lift Arm-#3	23 32 1	237-78	O-Ring	24 89 4
99-2554	Arm-Lift No. 4	22 25 1	237-79	O-Ring	3 4 10
99-2555	Arm-Lift No. 5	22 43 1	237-79	O-Ring	33 15 9
99-2556	Asm-Arm, Lift No. 6	24 29 1	237-79	O-Ring	31 18 4
99-2557	Asm-Arm, Lift No. 7	24 30 1	237-79	O-Ring	19 33 1
217-125	Wheel	46 34 2	237-79	O-Ring	9 34 4
218-446	Washer-Lock	17 39 1	237-80	O-Ring	36 2 2
218-447	Nut-Hex	17 38 1	237-80	O-Ring	37 8 3
218-498	Nut-Hex.	17 27 6	237-80	O-Ring	34 60 1
218-533	Lens-Red	5 28 1	237-81	O-Ring	19 10 3
218-535	Nut-Lock	5 34 1	237-81	O-Ring	46 19 2
218-536	Washer-Lock, Int. Tooth	5 25 1	237-81	O-Ring	37 21 1
218-574	Fuse-7.5A	18 * 1	237-81	O-Ring	31 22 1
218-578	Fuse-10A	18 * 4	237-81	O-Ring	9 23 4
218-581	Fuse-15A	18 * 1	237-81	O-Ring	33 54 1
218-589	Washer-Lock	17 36 3	237-99	O-Ring	37 13 1
218-591	Asm-Coil	36 6 1	237-101	O-Ring	37 41 1
218-592	Nut-Coil	36 7 1	237-146	O-Ring	37 29 2
218-594	Fuse-20A	18 * 1	237-156	O-Ring	35 6 13
219-17	Bulb	18 *63 4	237-156	O-Ring	32 11 10
232-24	Stem-Valve	9 2 2	237-166	O-Ring	46 17 1
232-27	Stem-Valve	46 35 2	237-166	O-Ring	9 24 2
233-17	Knob	5 33 1	240-2	Grommet	9 10 3
233-42	Knob	15 11 1	240-5	Grommet	3 12 5
233-42	Knob	8 21 1	240-5	Grommet-Rubber	33 32 4
237-7	O-Ring	18 74 4	240-7	Grommet	47 61 1

*Not Illustrated

TORO PART NUMBER INDEX (Cont.)

Part No.	Description	Pg. No.	Ref. No.	Qty.	Part No.	Description	Pg. No.	Ref. No.	Qty.
240-11	Grommet	20	15	3	322-6	Screw-HH	6	53	3
240-11	Grommet	19	29	3	322-7	Screw-HH	13	1	3
249-40	Keeper	1	9	1	322-7	Screw-HH	3	30	2
2410-18	Plug	74	9	1	322-7	Screw-HH	5	41	1
2410-42	Cap-Bumper	45	38	4	322-9	Screw-HH	45	55	1
2410-64	Button-Plug	45	53	3	323-4	Screw-HH	14	6	2
2411-36	Bearing-Rod End	8	3	2	323-6	Screw-HH	46	1	2
2411-36	Bearing-Rod End	37	22	1	323-6	Screw-HH	13	9	2
2411-45	Tie Rod End	52	10	2	323-7	Screw-HH	8	10	1
2412-3	Clamp-Hose	45	4	2	323-7	Screw-HH	37	37	2
2412-3	Clamp-Hose	55	13	4	323-9	Screw-HH	8	5	1
2412-36	Clamp-Drain	20	11	1	323-9	Screw-HH	52	23	2
2412-36	Clamp-Hose	45	7	1	325-4	Screw-HH	46	22	2
2412-36	Clamp-Hose	43	34	4	325-5	Screw-HH	45	40	2
2412-93	Clamp-R	14	21	1	325-33	Screw-HH	47	56	4
2412-93	Clamp-R	24	75	6	328-7	Screw-HH	22	39	4
2412-93	R-Clamp	9	38	2	3212-4	Screw	14	8	2
2412-96	Clamp-R	23	24	1	3213-14	Screw-HH (Europe)	47	70	6
2412-96	Clamp-R	22	50	1	3217-5	Nut	39	28	1
2412-96	Clamp-R (Europe)	45	52	1	3217-6	Nut-Jam	31	29	1
2412-108	Clamp-Hose	20	3	4	3217-6	Nut-Jam	16	32	1
2412-108	Clamp-Hose	43	16	3	3217-25	Nut-Hex.	18	*64	2
2412-108	Clamp-Hose	55	26	2	3217-26	Nut	17	16	1
2412-111	Clamp	19	23	1	3217-29	Nut-Hex.	18	*66	6
2412-111	Clamp-Hose	37	39	2	3218-4	Nut-Jam	9	26	2
2412-125	Clamp-Hose	45	12	1	3219-14	Nut-Hex.	18	*68	8
2412-125	Clamp-Hose	55	30	1	3219-14	Washer-Lock	5	26	3
2412-125	Clamp-Hose	43	38	2	3220-3	Nut-Jam	8	2	3
2412-126	Clamp-R	18	59	1	3220-3	Nut-Jam	37	15	1
2412-129	Clamp-Hose	59	8	8	3220-3	Nut-Jam	39	46	1
2412-129	Clamp-Hose	43	27	2	3220-24	Nut-Lock	17	24	1
2412-129	Clamp-Hose	62	36	4	3230-2	Screw-Carriage	45	48	3
2412-129	Clamp-Hose	55	39	4	3234-1	Screw	19	17	2
2412-133	Clamp-R	14	17	2	3234-5	Screw-FH	43	6	3
2412-147	Clamp-R	45	58	1	3234-5	Screw-HF	45	9	10
2412-150	J-Clip	55	48	1	3234-7	Screw	5	15	2
256-42	Bushing	8	39	2	3234-7	Screw	2	56	9
256-115	Washer-Thrust	24	12	4	3234-11	Screw-HFH	37	16	1
256-236	Bearing-Flange	8	28	4	3234-14	Screw-Flange	2	37	10
283-58	Pin-Clevis	8	32	2	3234-17	Screw-HFH	31	32	4
283-71	Pin-Lynch	23	47	2	3234-18	Screw-Flange	2	54	2
283-71	Pin-Lynch	22	69	3	3234-18	Screw-HHF	45	2	2
283-71	Pin-Lynch	24	86	2	3250-29	Screw	14	12	4
302-2	Fitting-Grease	24	8	4	3253-2	Nut-Hex.	6	55	9
302-5	Fitting-Grease	25	1	1	3253-2	Washer-Lock	18	*69	5
302-5	Fitting-Grease	26	1	1	3253-3	Washer-Lock	31	34	3
302-5	Fitting-Grease	27	1	1	3253-3	Washer-Lock	39	66	1
302-5	Fitting-Grease	28	1	1	3253-4	Washer-Lock	14	19	4
302-5	Fitting-Grease	29	1	1	3253-4	Washer-Lock	55	33	4
302-5	Fitting-Grease	22	4	5	3253-6	Washer-Lock	14	7	2
302-5	Fitting-Grease	23	4	2	3253-6	Washer-Lock	16	25	2
302-5	Fitting-Grease	24	4	4	3253-15	Washer-Lock	18	*65	2
302-5	Fitting-Grease	47	54	1	3253-15	Washer-Lock	20	19	5
302-11	Fitting-Grease	23	48	2	3253-33	Washer-Lock	16	31	1
302-33	Fitting-Grease 90°	30	1	1	3254-1	Washer-Lock	17	17	1
302-33	Fitting-Grease 90°	47	63	1	3254-6	Washer-Lock	17	23	1
302-55	Fitting-Grease	52	17	2	3255-8	Washer-Lock	5	37	1
302-60	Fitting-Grease	8	38	1	3255-9	Washer-Lock, Ext. Tooth	43	4	2
302-60	Fitting-Grease 90°	46	42	1	3255-24	Washer-Lock, Ext. Tooth	18	*67	3
302-60	Fitting-Grease 90°	22	70	1	3256-1	Washer-Flat	5	32	2
304-46	Fitting-Drain	20	12	1	3256-1	Washer-Flat	17	41	3
304-46	Nut-Drain Cock	45	17	1	3256-1	Washer-Flat	2	48	3
321-36	Screw-HH	31	33	3	3256-3	Washer-Flat	2	33	4
321-39	Screw-HH	18	57	2	3256-5	Washer-Flat	16	4	1
322-3	Screw-HH	15	9	8	3256-5	Washer-Flat	8	44	1
322-3	Screw-HH	17	15	3	3256-6	Washer-Flat	23	43	2
322-3	Screw-HH	14	18	2	3256-6	Washer-Flat	22	64	3
322-3	Screw-HH	8	27	8	3256-6	Washer-Flat	24	82	2
322-3	Screw-HH	2	32	4	3256-14	Washer-Flat	5	27	2
322-4	Screw-HH	22	52	1	3256-22	Washer-Flat	8	8	2
322-5	Screw-HH	18	58	1	3256-22	Washer-Flat	5	40	5
322-6	Screw-HH	16	30	1	3256-23	Washer-Flat	13	2	7

*Not Illustrated

TORO PART NUMBER INDEX (Cont.)

3321-149

Part No.	Description	Pg. No.	Ref. No.	Qty.	Part No.	Description	Pg. No.	Ref. No.	Qty.
3256-23	Washer-Flat	14	2	4	3296-42	Nut-Lock	18	50	2
3256-23	Washer-Flat	15	14	4	3296-44	Nut-Lock	16	22	1
3256-23	Washer-Flat	17	14	3	3296-47	Nut-Lock	13	4	3
3256-23	Washer-Flat	3	32	4	3296-47	Nut-Lock	3	31	2
3256-23	Washer-Flat	5	38	6	3296-47	Nut-Lock	5	36	1
3256-23	Washer-Flat	33	48	7	3296-47	Nut-Lock	45	56	1
3256-23	Washer-Flat	45	49	4	3296-49	Nut-Lock	23	38	2
3256-24	Washer	16	5	1	3296-49	Nut-Lock	22	60	3
3256-24	Washer-Flat	8	4	2	3296-49	Nut-Lock	24	76	2
3256-24	Washer-Flat	39	13	4	3296-51	Nut-Lock	22	40	4
3256-24	Washer-Flat	15	21	3	3296-54	Nut-Lock	14	9	4
3256-26	Washer	47	65	7	3296-59	Nut-Lock	37	23	1
3256-26	Washer-Flat	5	2	2	32103-3	Nut-Wing	74	4	2
3256-26	Washer-Flat	16	24	2	32104-37	Screw-HH	33	49	2
3256-26	Washer-Flat (Europe)	47	69	6	32104-76	Screw-TAP	22	20	2
3256-27	Washer-Flat	45	47	2	32104-76	Screw-TAP	24	36	4
3256-29	Washer-Flat	46	12	1	32105-13	Screw-HH	18	46	4
3256-46	Washer-Flat	16	20	1	32120-8	Ring-Retaining	53	11	1
3256-46	Washer-Flat	37	36	2	32120-15	Ring-Retaining	46	24	2
3256-49	Washer-Flat	55	19	1	32121-6	Pin-Roll	8	11	1
3256-56	Washer-Flat	45	16	3	32121-11	Pin-Roll	8	41	1
3256-69	Washer-Flat	8	33	3	32121-16	Pin-Roll	8	34	1
3256-75	Washer-Flat	17	28	4	32121-45	Pin-Roll	8	13	2
3256-77	Washer-Flat	39	44	8	32121-50	Pin-Roll	8	36	1
3256-78	Washer-Flat	1	13	2	32121-110	Pin-Spring	22	61	3
3258-166	Screw	1	23	3	32121-110	Pin-Spring	24	79	2
3258-166	Screw	17	40	3	32122-24	Screw	20	20	5
3269-4	Rivet-Pop	45	35	4	32122-54	Screw-Machine Slot Hd.	74	1	2
3269-8	Rivet-Pop	1	10	4	32128-20	Nut-Flange	45	8	4
3269-10	Washer-Flat	1	15	2	32128-20	Nut-Lock	8	26	8
3272-2	Pin-Cotter	8	9	2	32128-20	Nut-Lock	2	62	2
3272-5	Pin-Cotter	5	4	3	32128-21	Nut-HHF	46	2	2
3272-7	Pin-Cotter	52	14	2	32128-21	Nut-Lock, HFH	13	10	2
3272-10	Pin-Cotter	5	3	1	32128-25	Nut-Lock	15	7	4
3272-10	Pin-Cotter	15	20	1	32128-26	Nut-Flange	16	21	4
3272-10	Pin-Cotter	8	37	2	32128-33	Nut-Flange	2	45	3
3272-12	Pin-Cotter	47	49	2	32128-33	Nut-Lock	18	56	3
3274-59	Screw	39	30	6	32136-13	Nut-Hex. Slotted	52	13	2
3274-81	Screw	39	45	8	32136-14	Nut-Hex. Slotted	47	48	2
3290-271	Rivet-Pop	45	3	2	32144-10	Screw	15	26	2
3290-282	Rivet-Pop	55	50	1	32144-11	Screw-Self Tapping	23	23	1
3290-307	Pin-Cotter, Hair	15	33	1	32144-11	Screw-TAP	43	3	1
3290-378	Tie-Cable	5	9	4	32144-11	Screw-TAP	24	64	6
3290-378	Tie-Cable	23	19	2	32144-11	Screw-Thread Forming	9	16	5
3290-378	Tie-Cable	43	20	5	32144-11	Screw-Thread Forming	5	44	2
3290-378	Tie-Cable	20	23	3	32144-14	Screw-HH	8	18	2
3290-378	Tie-Cable	3	27	1	32144-14	Screw-HWHTF	22	15	3
3290-378	Tie-Cable	15	31	2	32144-18	Screw-HWH	18	52	2
3290-378	Tie-Cable	33	38	6	32148-7	Nut-Clinch	1	4	5
3290-378	Tie-Cable	9	40	2	32148-7	Nut-Clinch	33	31	4
3290-378	Tie-Cable	18	48	2	32148-10	Nut-Clinch	45	14	2
3290-378	Tie-Cable	8	48	1	32151-36	Ring-Retaining	24	10	8
3290-378	Tie-Cable	55	52	2	32151-36	Ring-Retaining	23	21	4
3290-378	Tie-Cable	22	57	3	32151-72	Retainer-Push On	45	28	2
3290-379	Tie-Cable	9	3	2	32151-96	Ring-Retaining	46	14	1
3290-461	Washer-Belleville	8	24	1	32152-10	Nut	28	3	1
3290-467	Pin-Cotter, Hair	15	6	1	32152-10	Nut	29	3	1
3290-467	Pin-Cotter, Hair	1	19	2	32152-10	Nut-Lock	53	2	1
3290-489	Knob-Cap Style	17	10	1	32152-10	Nut-Lock	25	3	1
3290-489	Knob-Control, Lift	17	31	1	32152-10	Nut-Lock	26	3	1
3296-2	Nut-Lock	17	19	4	32152-10	Nut-Lock	27	3	1
3296-23	Nut-Lock	46	11	4	32152-10	Nut-Lock	30	3	1
3296-23	Nut-Lock	45	37	4	33004-00	Nut-HF	55	44	2
3296-23	Nut-Lock	45	46	2	33005-00	Nut-HF	55	1	9
3296-29	Nut-Lock	14	1	5	33005-00	Nut-HF	20	5	2
3296-29	Nut-Lock	43	2	1	33005-00	Nut-HF	43	48	2
3296-29	Nut-Lock	15	13	5	33023-00	Nut-Lock	43	32	1
3296-29	Nut-Lock	31	25	1	33024-00	Nut-Lock	72	8	5
3296-39	Nut-Lock	14	14	2	33029-00	Nut-Lock	24	34	4
3296-39	Nut-Lock	15	24	1	33093-00	Washer	43	31	1
3296-39	Nut-Lock	52	24	2	33103-020	Screw-HHF	43	26	1
3296-39	Nut-Lock	8	25	3	33103-020	Screw-HHF	6	57	2

*Not Illustrated

TORO PART NUMBER INDEX (Cont.)

Part No.	Description	Pg. No.	Ref. No.	Qty.	Part No.	Description	Pg. No.	Ref. No.	Qty.
33103-025	Screw-HHF	5	35	1	340-77	Fitting-90°	34	67	1
33104-010	Screw-HH	23	40	2	340-77	Fitting-Hydraulic 90°	37	6	1
33104-016	Screw-HH	55	34	4	340-78	Nut-Bulkhead	24	52	4
33104-016	Screw-HHF	31	27	4	340-87	Fitting-45°	34	63	1
33104-016	Screw-HHF	43	43	2	340-92	Fitting-Hydraulic	31	4	4
33104-020	Screw-HHF	19	5	6	340-92	Fitting-Hydraulic	23	16	2
33104-020	Screw-HHF	55	35	2	340-92	Fitting-Hydraulic	3	25	5
33104-020	Screw-HHF (Europe)	45	51	3	340-92	Fitting-Straight	22	44	1
33104-025	Screw-HHF	33	22	4	340-92	Fitting-Straight	24	46	2
33104-030	Screw-HHF	72	5	5	340-97	Fitting-Hydraulic 90°	47	52	2
33105-025	Screw-HHF	20	13	3	340-98	Fitting-90°	33	20	3
33105-025	Screw-HHF	19	28	3	340-98	Fitting-Hydraulic 90°	3	5	10
33105-030	Screw-HHF	20	2	2	340-98	Fitting-Hydraulic 90°	9	45	1
33105-030	Screw-HHF	55	8	6	340-101	Fitting-45°	33	17	1
33105-030	Screw-HHF	43	14	2	340-103	Fitting-Hydraulic 45°	23	20	1
33105-070	Screw-HHF	55	7	3	340-105	Fitting-Hydraulic 90°	37	9	2
33106-030	Screw-HHF	9	20	12	340-126	Nut-Bulkhead	46	8	3
33106-035	Screw-HHF	72	1	3	340-127	Nut-Bulkhead	9	6	1
33106-035	Screw-HHF	1	6	8	340-127	Nut-Bulkhead	3	10	5
33106-090	Screw-HHF	9	35	8	340-127	Nut-Bulkhead	33	34	4
33108-025	Screw-HHF	45	1	2	340-128	Nut-Bulkhead	9	12	3
33108-035	Screw	1	25	8	340-129	Fitting-Hydraulic 90°	37	31	1
33108-035	Screw-HHF	24	91	6	340-132	Fitting-90°	22	30	5
33114-010	Screw-HH	22	67	4	340-132	Fitting-90°	33	4	4
33116-120	Screw-HH	9	36	4	340-132	Fitting-Hydraulic 90°	31	11	1
340-2	Adapter	5	11	4	340-132	Fitting-Hydraulic 90°	23	18	1
340-2	Adapter	19	37	1	340-139	Fitting-Elbow 90°	19	14	1
340-2	Adapter	46	37	1	340-139	Fitting-Hydraulic 90°	31	21	1
340-2	Adapter-Hydraulic	31	23	1	340-142	Fitting-Hydraulic 90°	46	21	1
340-4	Fitting	33	21	5	340-142	Fitting-Hydraulic 90°	9	22	4
340-4	Fitting-Hydraulic	31	17	4	340-142	Fitting-Hydraulic 90°	19	19	1
340-5	Fitting-Hydraulic	9	39	2	340-148	Fitting-Tee	34	55	1
340-9	Fitting-Hydraulic	19	11	1	340-157	Fitting-Tee	19	32	1
340-9	Fitting-Hydraulic	46	18	1	340-161	Fitting-Bulkhead Adapter	33	8	1
340-15	Fitting-Hydraulic 90°	37	30	1	351-78	Edging	14	23	1
340-17	Fitting-Hydraulic 90°	37	28	1	353-508	Plug	46	39	1
340-18	Fitting-Hydraulic 90°	9	33	1	353-989	Plug	32	14	5
340-65	O-Ring	9	*49	6	353-989	Plug	35	16	5
340-65	O-Ring	37	32	2	353-990	Plug	32	5	10
340-68	Fitting-Hydraulic, Tee	3	23	1	353-990	Plug	35	7	5
340-68	Fitting-Tee	33	7	2	353-991	Plug	35	5	13
340-68	Fitting-Tee, Bulkhead	5	45	1	353-991	Plug	32	12	10
340-70	Nut-Bulkhead	3	13	2	354-77	Fitting-Quick Connect	37	2	4
340-70	Nut-Lock	46	26	3	354-77	Fitting-Quick Connect	31	14	1
340-70	Nut-Lock, Bulkhead	33	12	2	354-77	Fitting-Quick Connect	33	51	1
340-70	Nut-Lock, Bulkhead	5	46	5	354-79	Cap-Dust	37	1	4
340-74	Nut-Bulkhead	45	31	2	354-79	Cap-Fitting	31	15	1
340-75	Fitting-Bulkhead, Tee LH	24	53	1	354-79	Cap-Fitting	33	52	1

*Not Illustrated

PRODUCT CHANGES

In an effort to make improvements available to TORO owners as quickly as possible, minor changes are incorporated into Toro's products from time to time that do not become immediately shown in the Parts Catalog. If such a change has been made in your unit, which is not reflected in your manual, see your TORO Distributor or his Authorized TORO Service Dealer for information and part numbers.

IDENTIFICATION AND ORDERING

MODEL AND SERIAL NUMBERS

The Reelmaster 6700D has two identification numbers; a model number and a serial number. The two numbers are stamped on a plate which is located on the main frame under the operator's platform. In any correspondence concerning the Reelmaster 6500D, supply model and serial numbers to assure that correct information and replacement parts are obtained.

To order replacement parts from an Authorized TORO Service Dealer, supply the following information:

1. Model and serial number of the Reelmaster 6700D.
2. Part number, description, and the quantity of part(s) desired.

NOTE: Do not order by reference number if a parts catalog is being used; use the PART NUMBER.

TABLE OF CONTENTS

Description	Page	Description	Page
Frame & Body Asm	1-2	Manual Servo Control No. 94-3019	40
Reel Motor & Hoses	3	Gear Pump Asm No. 94-3066	41-42
Reel Motor Asm No. 92-7387	4	Engine Components Asm	43
Steering Tower Asm	5-6	Air Cleaner Asm No. 93-7485	44
Steering Valve Asm 93-5165	7	Radiator & Shroud Asm	45
Traction & Brake Pedal Asm	8	4-WD Axle Asm	46-47
Front Hydraulic Drive & Brake Asm	9	Sleeve Asm Axle No. 98-2447	48
Planetary Drive Asm No. 92-7415	10	Axle Housing Asm No. 98-2447	49
Brake Asm No. 92-7414 RH & 92-7417 LH	11	Differential & Shaft Asm No. 98-2447	50
Hydraulic Motor Asm No. 92-7385 RH & 93-7476 LH	12	Steering Gear Case Asm No. 98-2447	51
Hydraulic Tubes & Clamps	13	Steering Arm Linkage No. 98-2447	52
Seat Frame & Throttle Asm	14-15	Hydraulic Steering Cylinder No. 94-8141	53
Seat Suspension Asm	16	4-WD Hydraulic Motor Asm No. 92-7386	54
Control Console Asm	17-18	Engine Installation Asm	55
Hydraulic Filter & Reservoir Asm	19	Alternator Asm	56
Fuel Tank & Filter Asm	20	Camshaft & Fan Support Asm	57
Fuel Filter Asm No. 76-5300	21	Collector Asm	58
Front Lift Arms Asm - No. 1, 4 & 5	22	Crankcase Asm	59
Rear Lift Arm Asm - No. 2 & 3	23	Crankshaft Asm	60
Lift Arm Asm - No. 6 & 7	24	Cylinder Head Asm	61-63
Hydraulic Cylinder No. 1 (93-2650)	25	Fuel Injection Pump Asm	64
Hydraulic Cylinder No. 4 (98-8811))	26	Fuel Injector Asm	65
Hydraulic Cylinder No. 5 (98-9069)	27	Glow Plug & Glow Relay	66
Hydraulic Cylinder No. 2 (98-8813)	28	Intake & Exhaust Manifold Asm	67
Hydraulic Cylinder No. 3 (98-8812)	29	Oil Pump Asm	68
Hydraulic Cylinder No. 6 & 7 (93-2631)	30	Starter Asm	69
Front Hydraulic Block & Hoses	31	Timing Cover	70
Front Manifold Block Asm No. 92-7418	32	Water Pump Asm	71
Rear Hydraulic Manifold Block & Hoses	33-34	Roll Over Protection System (ROPS)	72
Rear Manifold Block Asm No. 92-7384	35	Diagnostic - ACE Display Asm	73
Solenoid Valve Asm No. 76-9970	36	Gauge Bar & Backlapping Brush Asm	74
Pump Installation Asm	37	RM6700D Hydraulic Schematic	75
Servo Controlled Piston Pump Asm No. 98-3730	38-39	RM6700D Electrical Schematic	76
		Controller Electrical Schematic	77
		Numerical Parts Index	78-90

