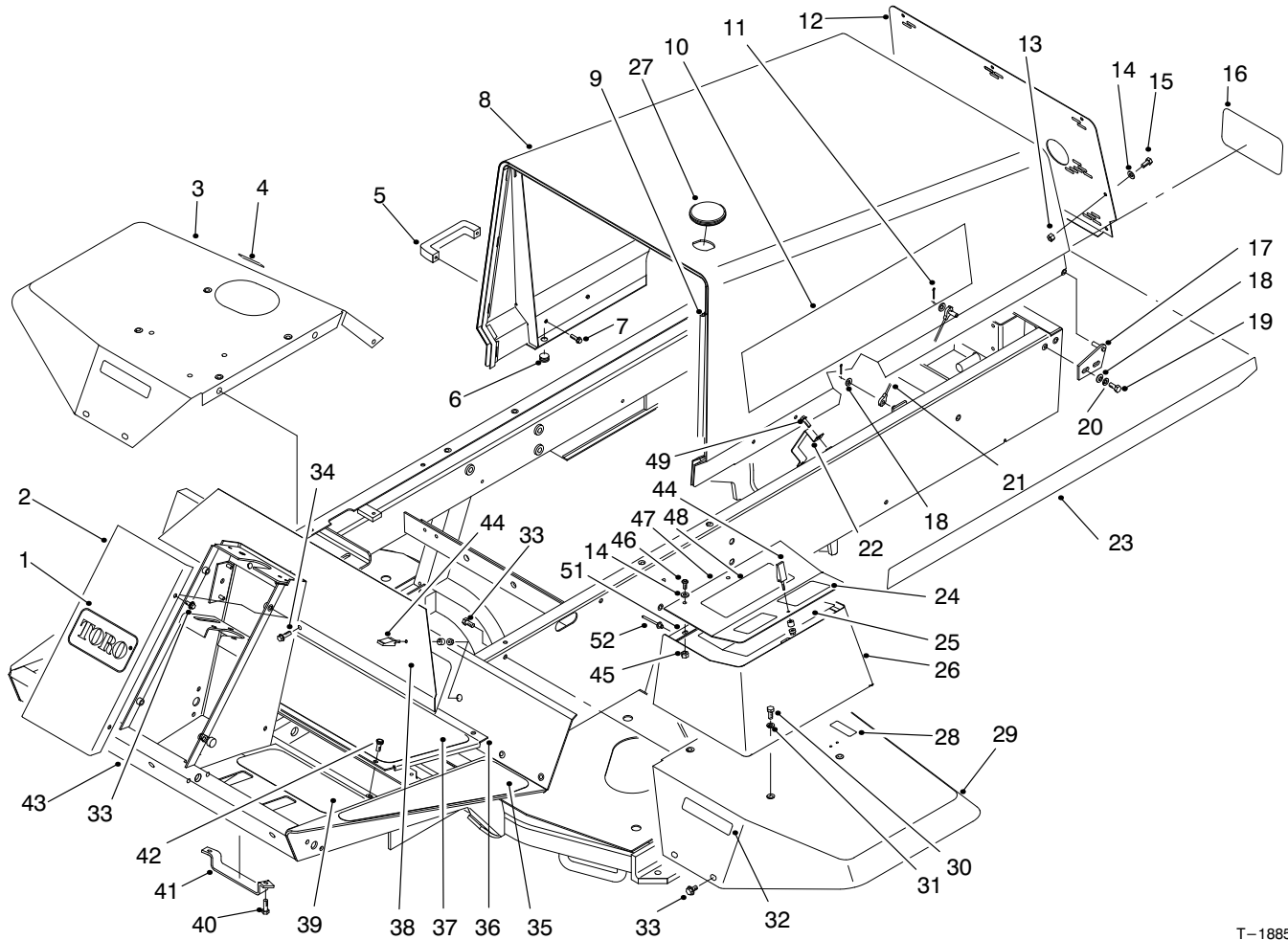


TORO[®]

MODEL NO. 03540-80001 & UP

**PARTS
CATALOG****REELMASTER[®] 5200D 2WD
TRACTION UNIT**

T-1885-5

FRAME & BODY ASSEMBLY

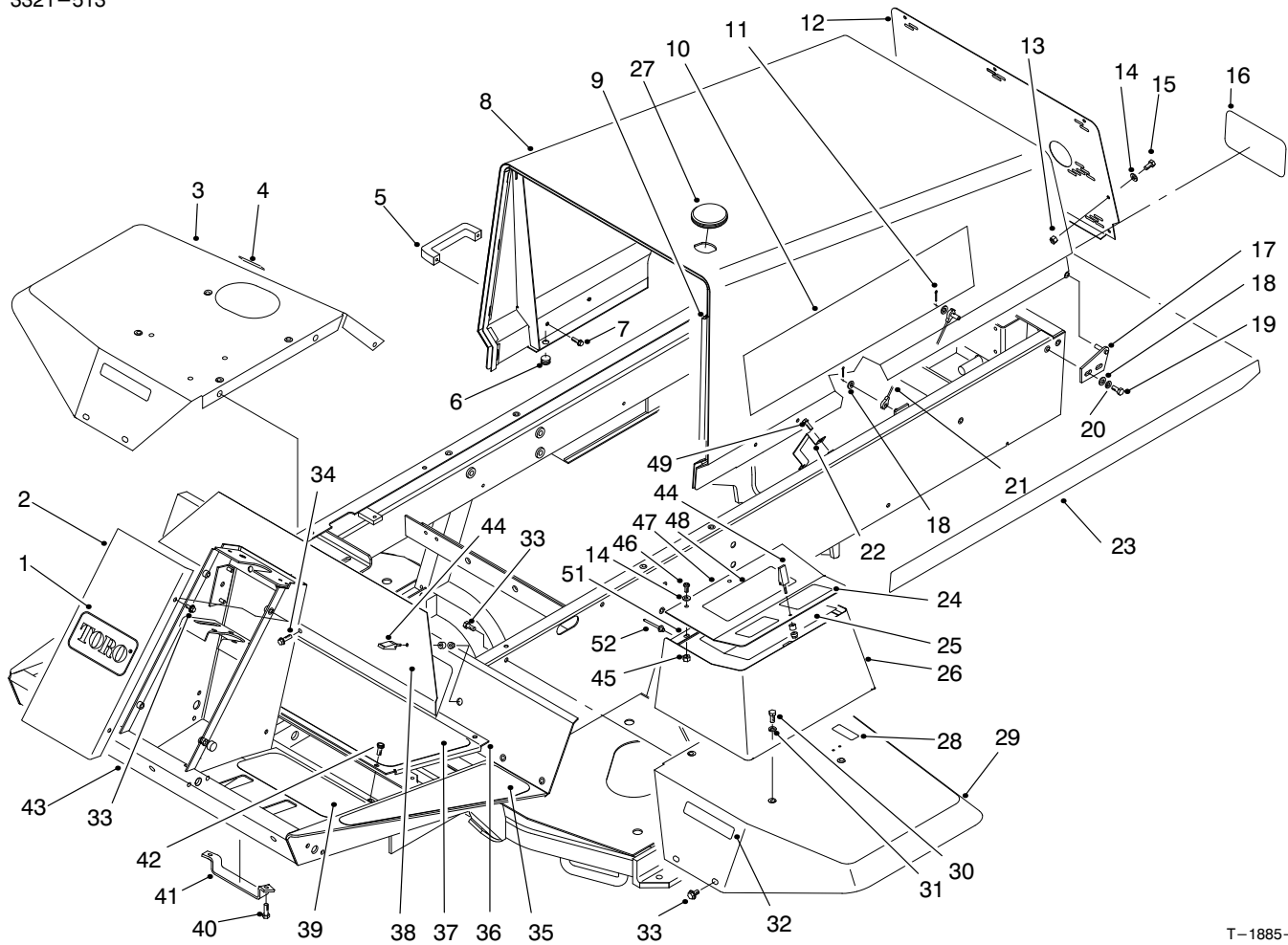
Ref. No.	Part No.	Description	No. Used
1	62-5550	Decal-TORO	1
2	75-1420	Cover-Steering Tower	1
3	93-7579	Fender-RH	1
4	93-6686	Decal-Hyd. Oil	1
5	65-5100	Handle	2
6	237-141	Bumper	2
7	46-8091	Screw-HH	4
8	98-9319	Hood	1
9	93-0081	Strip-Seal	1
10	98-4521	Decal-Reelmaster [®] 5200D	2
11	3272-4	Pin-Cotter	2
12	98-4573	Screen-Hood	1
13	3296-42	Nut-Lock	7
14	3256-1	Washer-Flat	10
15	321-39	Screw-HH	7
16	62-7400	Decal-TORO	1
17	63-6900	Hinge-Hood LH	1

Ref. No.	Part No.	Description	No. Used
17	63-6890	Hinge-Hood RH	1
18	3256-23	Washer-Flat	6
19	322-5	Screw-HH	4
20	3253-4	Washer-Lock	4
21	75-0570	Cable-Hood	1
22	98-4572	Bracket-Hose	1
23	92-5751	Decal-Hood Trim LH	1
*	92-5752	Decal-Hood Trim RH	1
24	93-6698	Decal-Warning	1
25	98-9340	Decal-Service	1
25	95-0832	Decal-Service, Blank (Europe)	1
26	75-5810	Tool Box	1
27	98-9314	Plug-Hood	1
28	93-6680	Decal-Fuel	1
29	75-3860	Fender-LH	1
30	322-3	Screw-HH	4

* Not Illustrated

© The TORO Company - 1998
All Rights Reserved

TPS



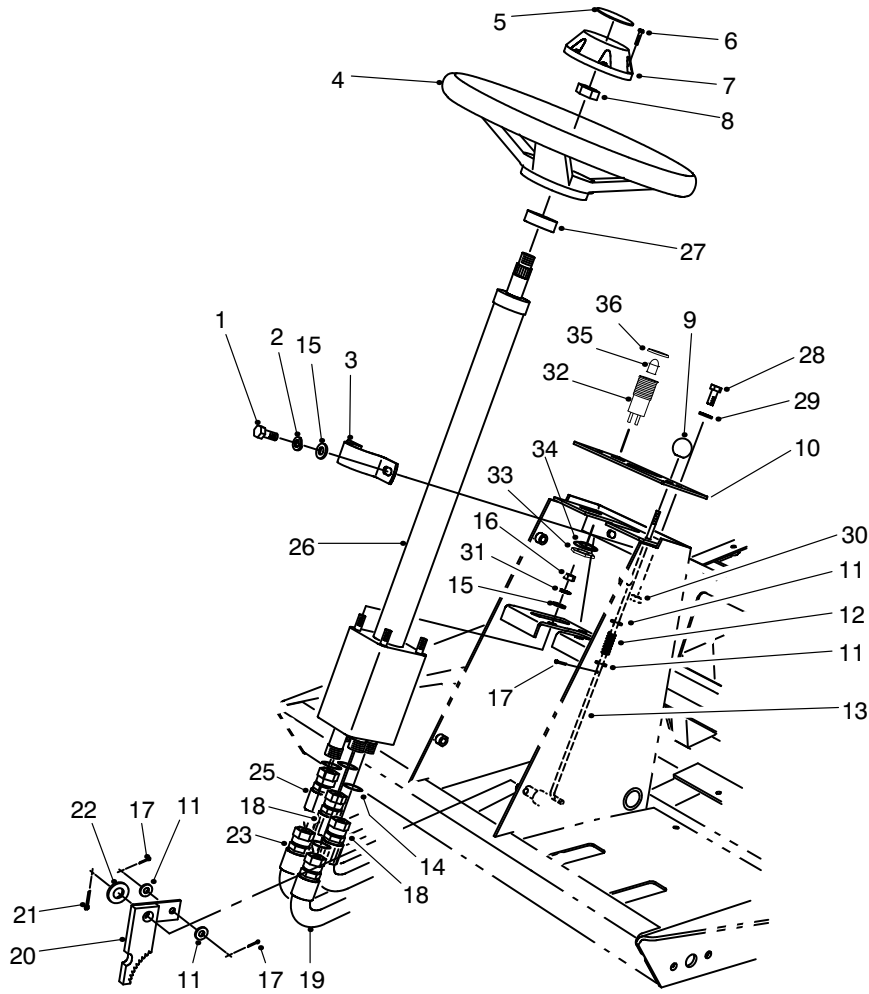
T-1885-5

FRAME & BODY ASSEMBLY (Continued)

Ref. No.	Part No.	Description	No. Used
31	3256-3	Washer-Flat	4
32	93-6689	Decal-No Riders	2
33	3234-14	Screw-HWH	14
34	3234-5	Screw-HHF	1
35	75-0650	Tread-Footrest LH	1
*	75-0640	Tread-Footrest RH	1
36	75-1410	Panel-Floor	1
37	75-0630	Tread-Foot Center	1
38	75-1390	Panel-Access	1
39	75-0620	Tread-Foot LH	1
*	75-0610	Tread-Foot RH	1
40	322-4	Screw-HH	2

Ref. No.	Part No.	Description	No. Used
41	93-3626	Bracket-Hose	1
42	75-6840	Knob-Knurled	3
42	3234-7	Screw-HHF (Europe)	1
43	98-4549	Asm-Frame	1
44	74-5950	Asm-Swell Latch	3
45	32128-33	Nut-Flange Head	3
46	3258-166	Screw-PPH	3
47	75-6260	Cover-Tool Box	1
48	93-8051	Decal-Warning	1
49	32144-14	Screw-HWH	2
51	75-5780	Hinge-Cover	1
52	93-8744	Rivet	3

*Not Illustrated



T-1044-2

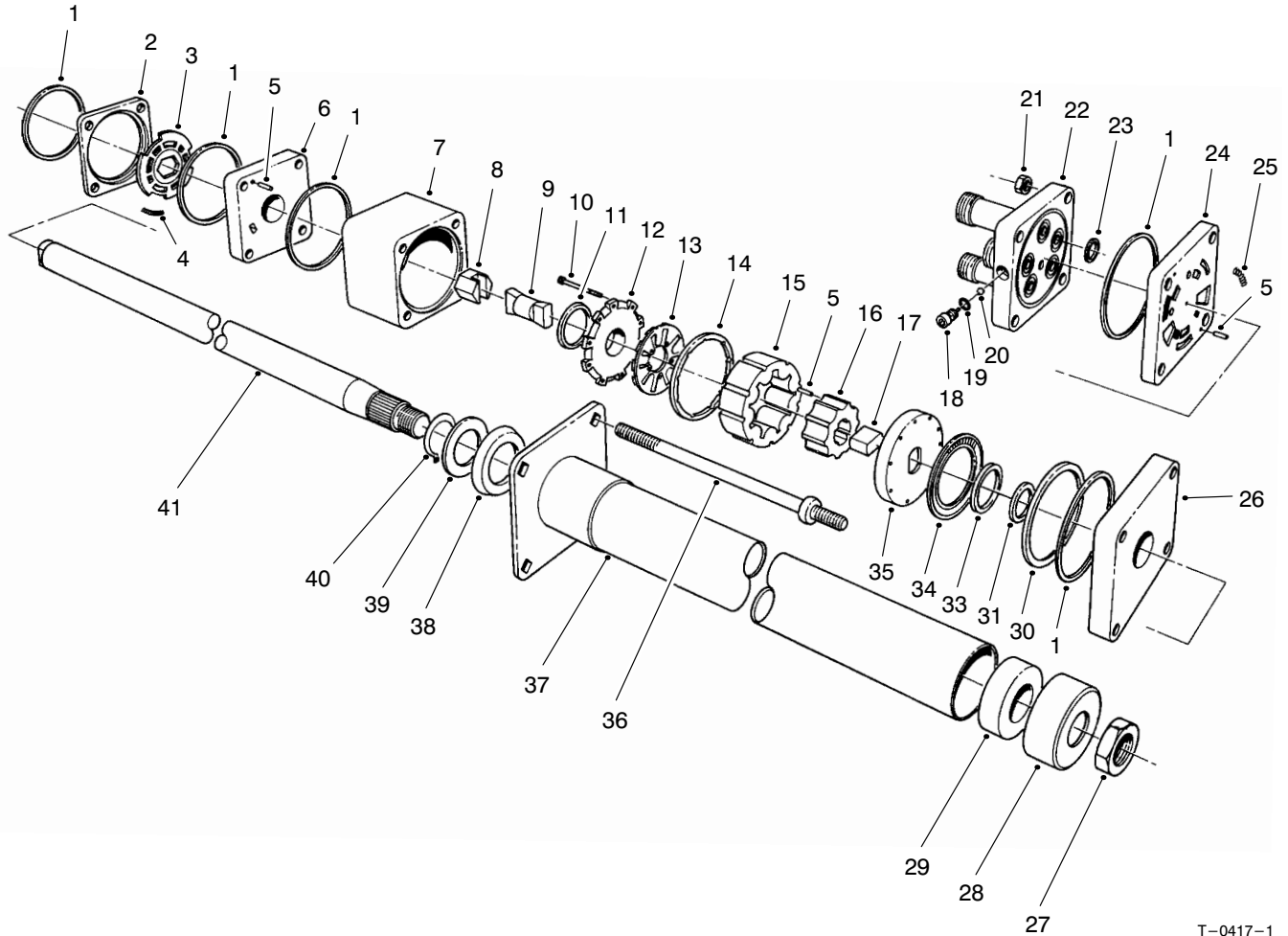
STEERING TOWER ASSEMBLY

Ref. No.	Part No.	Description	No. Used
1	32144-26	Screw-TAP	2
2	3253-4	Washer-Lock	2
3	75-2810	Clamp-Steering Valve	1
4	75-0560	Asm-Steering Wheel (Incl. Ref. #6-8)	1
5	68-5370	Decal-TORO	1
6	32144-21	Screw	1
7	68-5140	Cap-Steering Wheel	1
8	3220-6	Nut-Steering Wheel	1
9	233-17	Knob-Parking Brake	1
10	93-6682	Panel-Tower	1
11	3256-22	Washer-Flat	4
12	95-1821	Spring-Compression	1
13	75-1490	Rod-Parking Brake	1
14	237-22	O-Ring	5
15	3255-8	Washer-Lock ETLW	1
16	3296-20	Nut-Lock	4
17	3272-5	Pin-Cotter	3
18	75-6230	Hose-Hydraulic RT	2
19	75-6240	Hose-Hydraulic IN	1

Ref. No.	Part No.	Description	No. Used
20	63-7900	Rack-Parking Brake	1
21	3272-10	Pin-Cotter	1
22	3256-26	Washer-Flat	1
23	75-5940	Hose-Hydraulic AUX	1
25	75-6250	Hose-Hydraulic OUT	1
26	75-0600	Asm-Steering Valve (Incl. Ref. #14)	1
27	21-9260	Seal-Shaft	1
28	3258-166	Screw-PPH	2
29	3256-1	Washer-Flat	2
30	3296-42	Nut-Lock	2
31	3256-23	Washer-Flat	6
32	44-2210	Asm-Lights, Warning (Incl. Ref. #33-36)	1
33	218-535	Nut-Lock	1
34	218-536	Washer-Lock	1
35	93-7480	Bulb-LED	1
36	218-533	Lens-Red	1
*	3290-378	Tie-Cable	3
*	3290-410	Tie-Cable, Push On	4

*Not Illustrated

3321-513



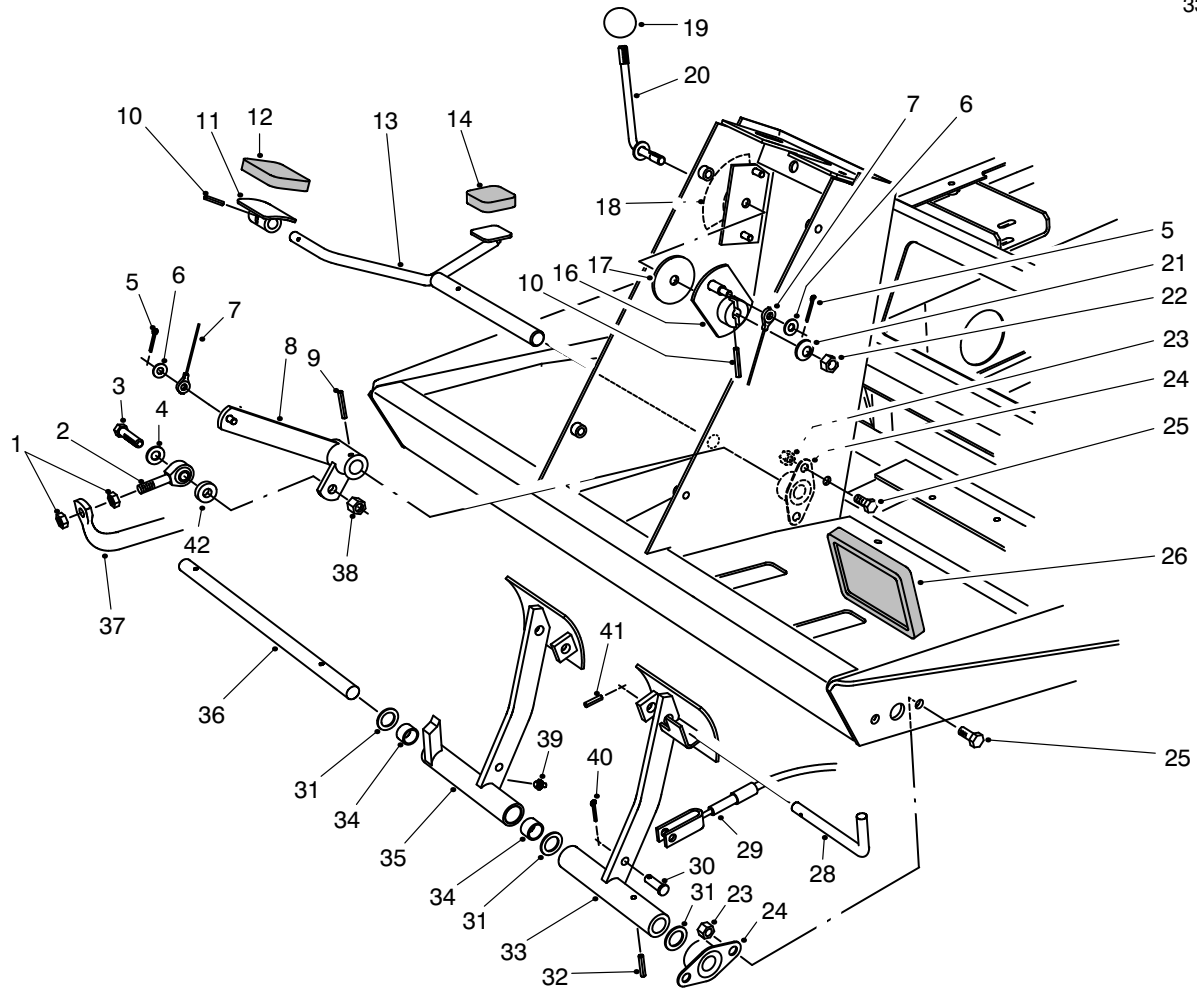
T-0417-1

STEERING VALVE ASSEMBLY No. 75-0600

Ref. No.	Part No.	Description	No. Used
1		Ring-Seal	5
2		Ring-Valve	1
3		Plate-Valve	1
4		Spring	3
5		Pin-Alignment	9
6		Manifold-Isolation	1
7		Ring-Metering	1
8		Asm-Hex Drive	1
9		Link-Drive	1
10		Screw-HSH	11
11		Seal-Commutator	1
12		Cover-Commutator	1
13		Commutator	1
14		Ring-Commutator	1
15		Stator	1
16		Rotor	1
17		Spacer-Drive Link	1
18		Plug	1
19		O-Ring	1
20		Ball	1
21		Nut-Hex	4
22		Cover-Port	1
23		O-Ring	5
24		Manifold-Port	1
25		Spring	3

Ref. No.	Part No.	Description	No. Used
26		Plate-Cover, Upper	1
27	3220-6	Nut	1
28	66-9770	Seal	1
29	66-9780	Bushing	1
30		Spacer-Bearing, Thrust	1
31		Spacer-Seal	1
33		Seal-Face	1
34		Bearing-Thrust	1
35		Plate-Drive	1
36	93-3609	Bolt-Special	4
37	66-9860	Upper Cover & Jacket	1
38	66-9870	Plate-Retaining	1
39	66-9880	Washer-Retaining Plate	1
40	66-9890	Ring-Retaining	1
41	66-9900	Shaft-Input	1
*	66-9970	Kit-Spring (Incl. Ref. #4 & 25)	1
*	66-9980	Kit-Seal (Incl. Ref. #1, 11, 19, 23 & 33)	1
*	66-9990	Kit-Needle Roller (Incl. Ref. #5)	1
*	75-1340	Valve-Power Steering (Incl. Ref. #1-26 & 30-36)	1

*Not Illustrated

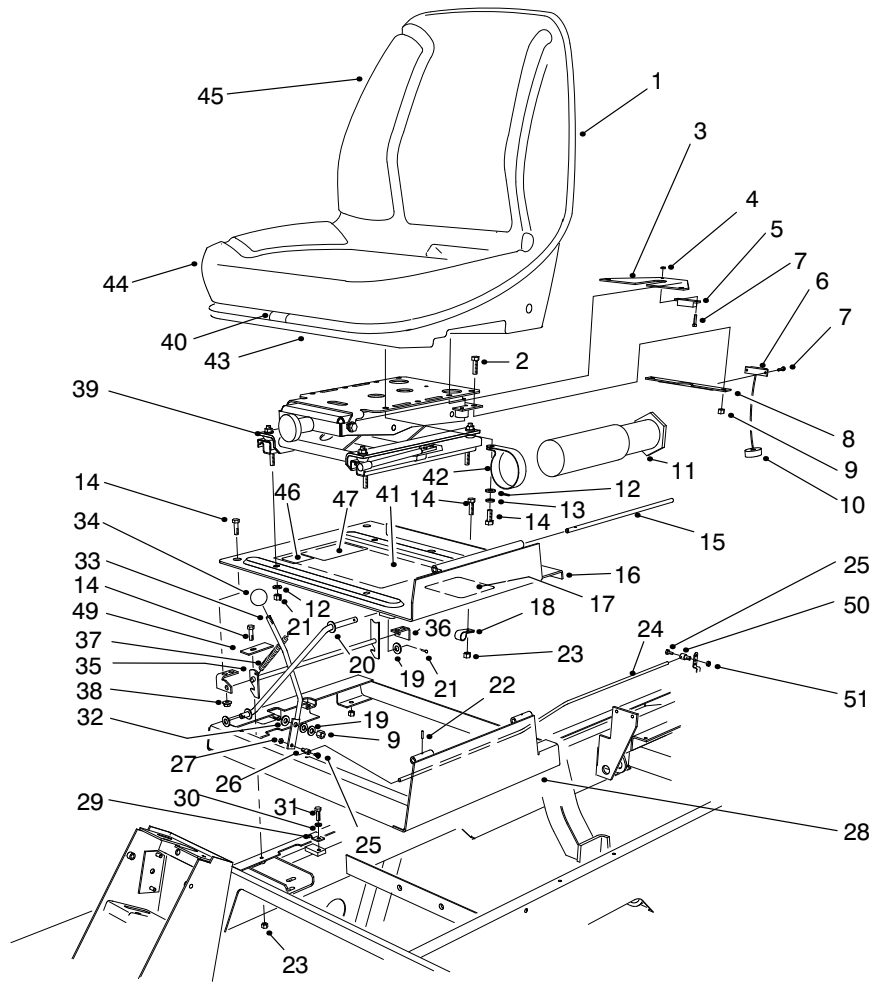


T-1045-1

TRACTION & BRAKE PEDALS ASSEMBLY

Ref. No.	Part No.	Description	No. Used	Ref. No.	Part No.	Description	No. Used
1	3220-3	Nut-Jam	2	23	3296-29	Nut-Lock	8
2	2411-36	Bearing-Rod End	1	24	256-236	Bearing-Flange	4
3	323-9	Screw-HH	1	25	322-3	Screw-HH	8
4	3256-24	Washer-Flat	1	26	93-8742	Pad-Brake	2
5	3272-2	Pin-Cotter	2	28	63-7880	Pin-Brake Latch	1
6	3256-22	Washer-Flat	2	29	63-7733	Cable-Brake LH	1
7	75-6580	Cable-Pedal	1	*	63-7732	Cable-Brake RH	1
8	75-3270	Lever-Traction Pivot	1	30	283-58	Pin-Clevis	4
9	32121-6	Pin-Roll	1	31	3256-69	Washer-Thrust	3
10	32121-45	Pin-Roll	2	32	32121-16	Pin-Roll	1
11	49-6440	Plate-Traction Pedal	1	33	75-1440	Pedal-Brake LH	1
12	74-9100	Pad-Forward	1	34	256-42	Bushing-Sleeve	2
13	75-2970	Pedal-Traction	1	35	75-1430	Asm-Brake Pedal RH (Incl. Ref. #34 & 39)	1
14	74-9110	Pad-Reverse	1	36	75-1470	Shaft-Brake Pedal	1
16	75-6510	Lever-Bracket	1	37	75-2170	Tube-Pump Control	1
17	75-6550	Disc-Friction	1	38	3296-39	Nut-Lock	1
18	93-6699	Decal-Fast/Slow	1	39	302-5	Fitting-Grease	1
19	233-42	Knob	1	40	3272-10	Pin-Cotter	4
20	75-6490	Lever-Pedal Stop	1	41	32121-50	Pin-Roll	1
21	3290-461	Washer-Belleville	1	42	5-0652	Spacer	1
22	3296-59	Nut-Lock	1				

*Not Illustrated

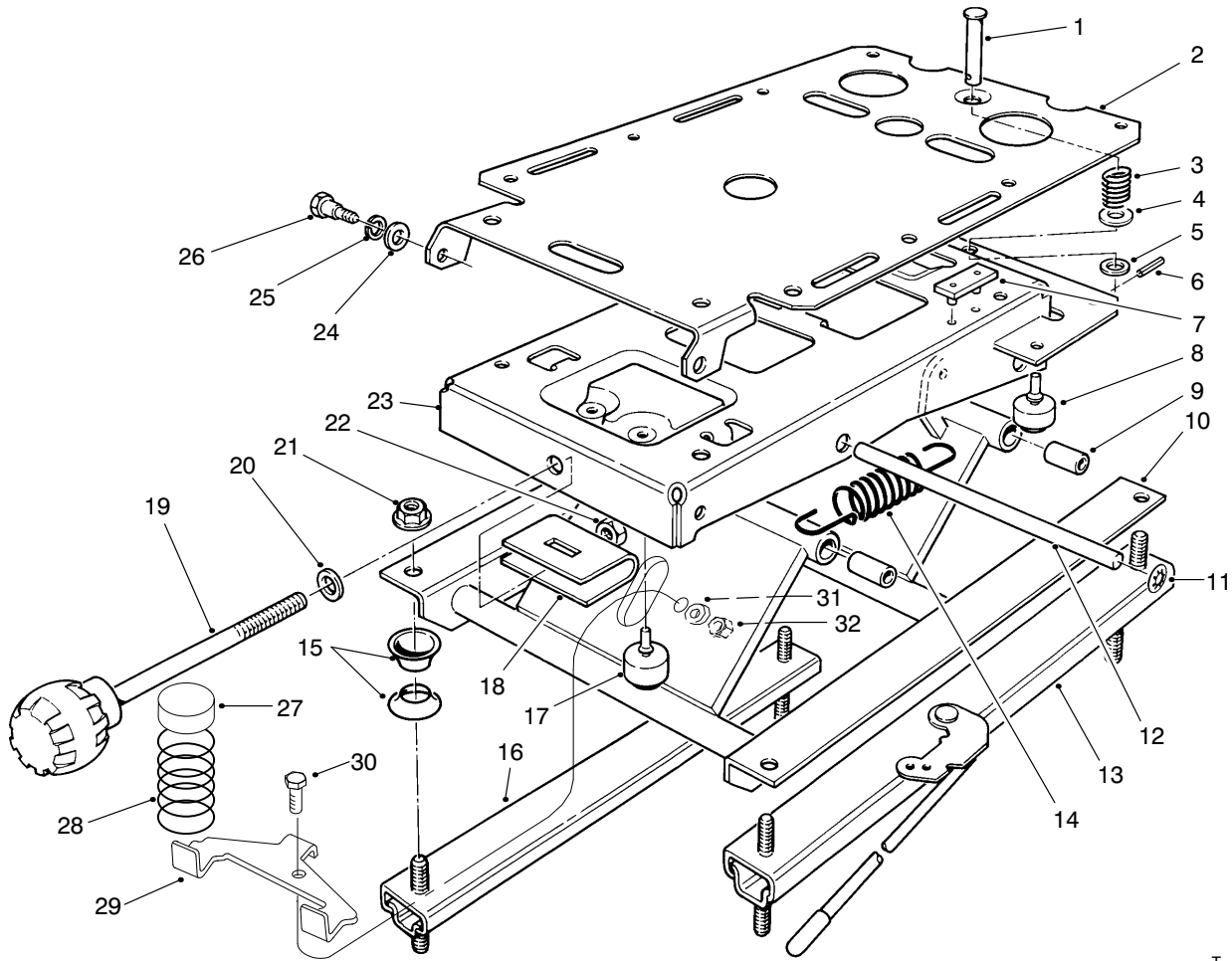


T-1891-5

SEAT & THROTTLE ASSEMBLY

Ref. No.	Part No.	Description	No. Used
1	351-78	Edging	1
2	323-4	Screw-HH	2
3	75-4370	Bracket-Switch (Seat)	1
4	3296-54	Nut-Lock	4
5	92-8753	Magnet-Reed Switch	1
6	92-8001	Sensor-Reed Switch	1
7	3250-29	Screw-HH	4
8	75-4360	Bracket-Switch	1
9	3296-39	Nut-Lock	3
10	93-0140	Grommet	1
11	74-0720	Tube-Manual	1
12	3256-23	Washer-Flat	8
13	3253-4	Washer-Lock	4
14	322-3	Screw-HH	13
15	75-3400	Shaft-Seat Pivot	1
16	98-2350	Asm-Seat Plate (Incl. Ref. #10)	1
17	93-8060	Decal-Danger	1
18	2412-93	Clamp-R	1
19	3256-24	Washer-Flat	3
20	75-3680	Rod-Seat	1
21	3272-10	Pin-Cotter	2
22	32121-38	Pin-Roll	1
23	3296-29	Nut-Lock	10
24	98-9303	Cable-Throttle	1
25	25-8640	Screw-HH	2
26	93-0021	Asm-Throttle Cable Swivel	1

Ref. No.	Part No.	Description	No. Used
27	3296-3	Nut-Lock	1
28	98-2352	Frame-Seat	1
29	3-6657	Clamp-Cable	1
30	3253-3	Washer-Lock	1
31	321-4	Screw-HH	1
32	66-2920	Washer-Friction	2
33	75-3430	Rod-Throttle	1
34	233-42	Knob-Throttle	1
35	98-2354	Latch-Seat	1
36	98-2353	Bracket-Seat Latch	2
37	66-4190	Spring	1
38	32128-25	Nut-Flange	4
39		Asm-Seat Suspension	1
40	351-80	Clip	1
41	98-9341	Decal-Clip (English)	1
41	98-9342	Decal-Clip (Metric)	1
42	2412-133	Clamp-R	2
43	92-6534	Shell-Seat	1
44	92-6533	Kit-Cushion, Replacement	1
45	92-1180	Asm-Seat (Incl. Ref. #1, 2 of #9, 43 & 44)	1
46	63-9920	Decal-EEC 105	1
47	92-5524	Decal-Noise Rating, 90	1
49	98-9302	Plate-Idler Stop	1
50	98-9311	Swivel-Cable, Throttle	1
51	3296-20	Nut-Lock	1

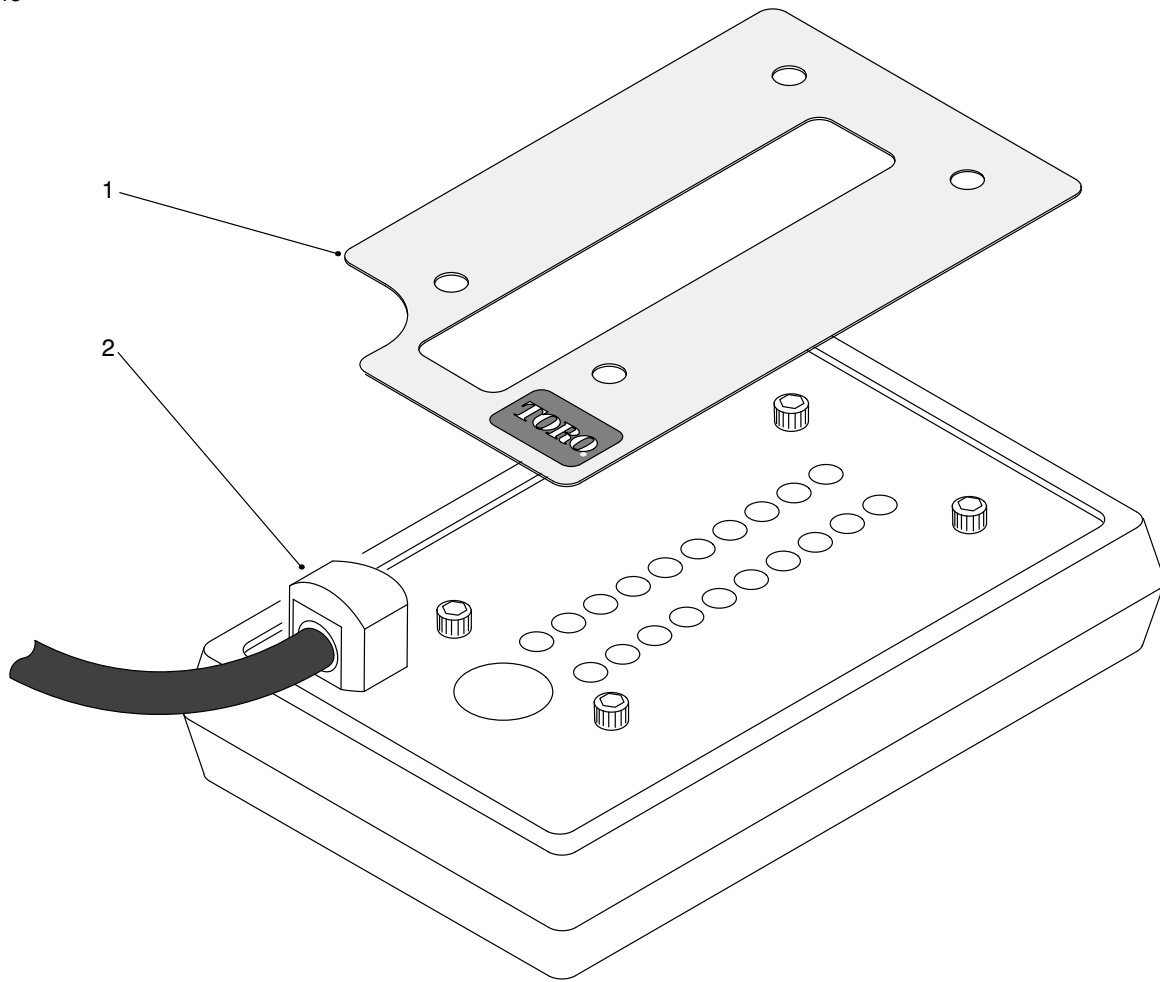


T-1031-1

SEAT SUSPENSION ASSEMBLY

Ref. No.	Part No.	Description	No. Used
1	80-4860	Pin-Clevis	1
2	75-3580	Plate-Mounting, Seat	1
3	75-3530	Spring-Compression	1
4	3256-5	Washer-Flat	1
5	3256-24	Washer-Flat	1
6	75-3540	Pin-Roll	1
7	75-3550	Bumper-Seat	2
8	76-2940	Bumper-Rubber	2
9	76-1920	Bushing-Sleeve	4
10	66-8610	Weldment-Lower	1
11	66-8560	Nut-Push	4
12	76-1910	Shaft-Pivot	2
13	82-9060	Adjuster W/Handle	1
14	76-1940	Spring-Extension	2
15	66-9290	Spacer	6
16	66-8530	Adjuster	1

Ref. No.	Part No.	Description	No. Used
17	66-8520	Bumper-Down-stop	2
18	77-2870	Weldment-Hanger	1
19	76-1930	Knob-Tension Adjustment	1
20	3256-46	Washer-Flat	1
21	32128-26	Nut-Flange	4
22	3296-44	Nut-Lock	1
23	75-3480	Weldment-Upper	1
24	3256-26	Washer-Flat	2
25	3253-6	Washer-Lock	2
26	75-3510	Bolt-Shoulder	2
27	93-3164	Cap	2
28	93-3163	Spring	2
29	93-3165	Bracket	1
30	322-6	Screw-HH	1
31	3253-33	Washer-Lock	1
32	3217-6	Nut-Hex	1



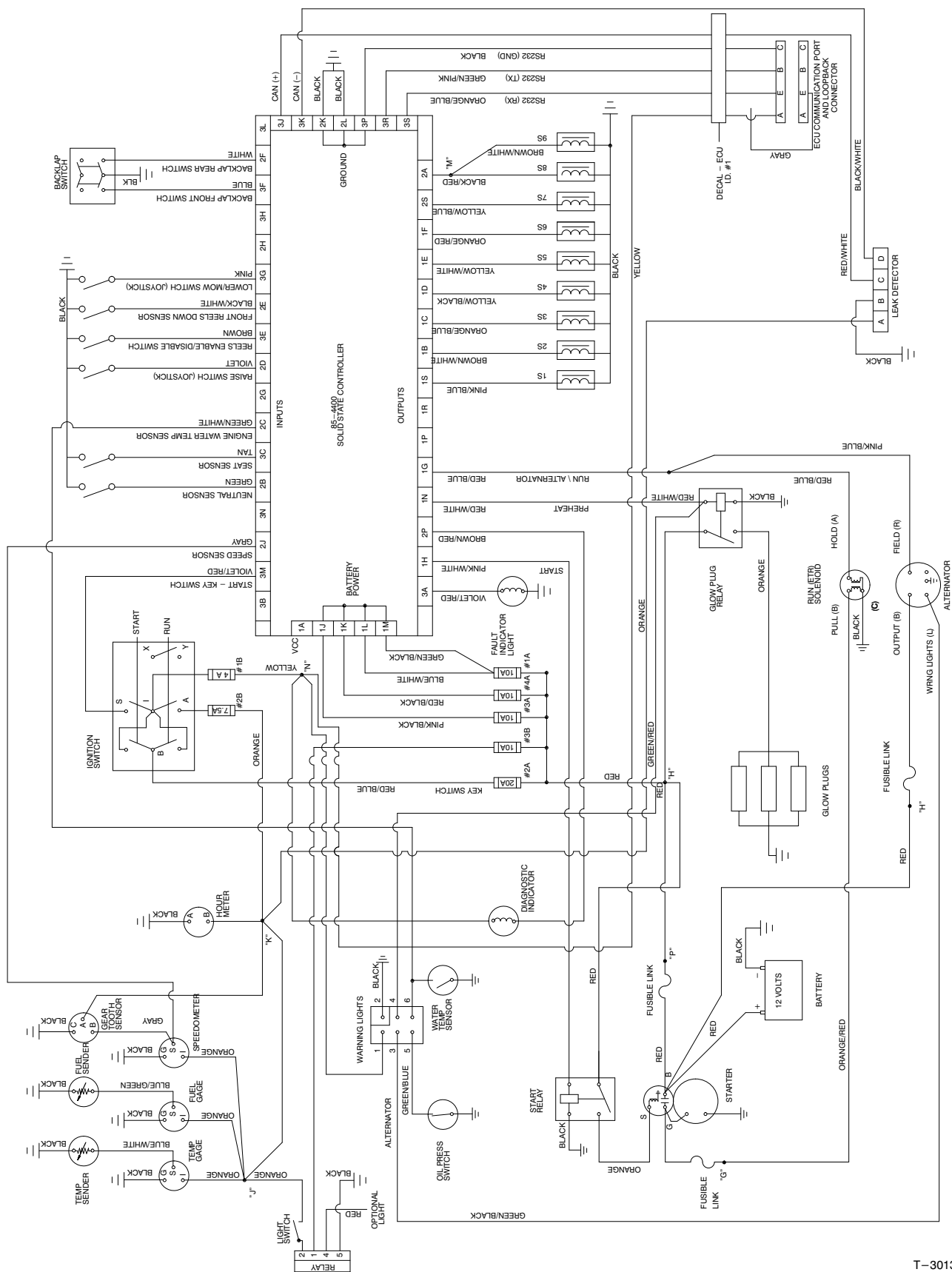
T-1458-1

DIAGNOSTIC-ACE DISPLAY ASSEMBLY

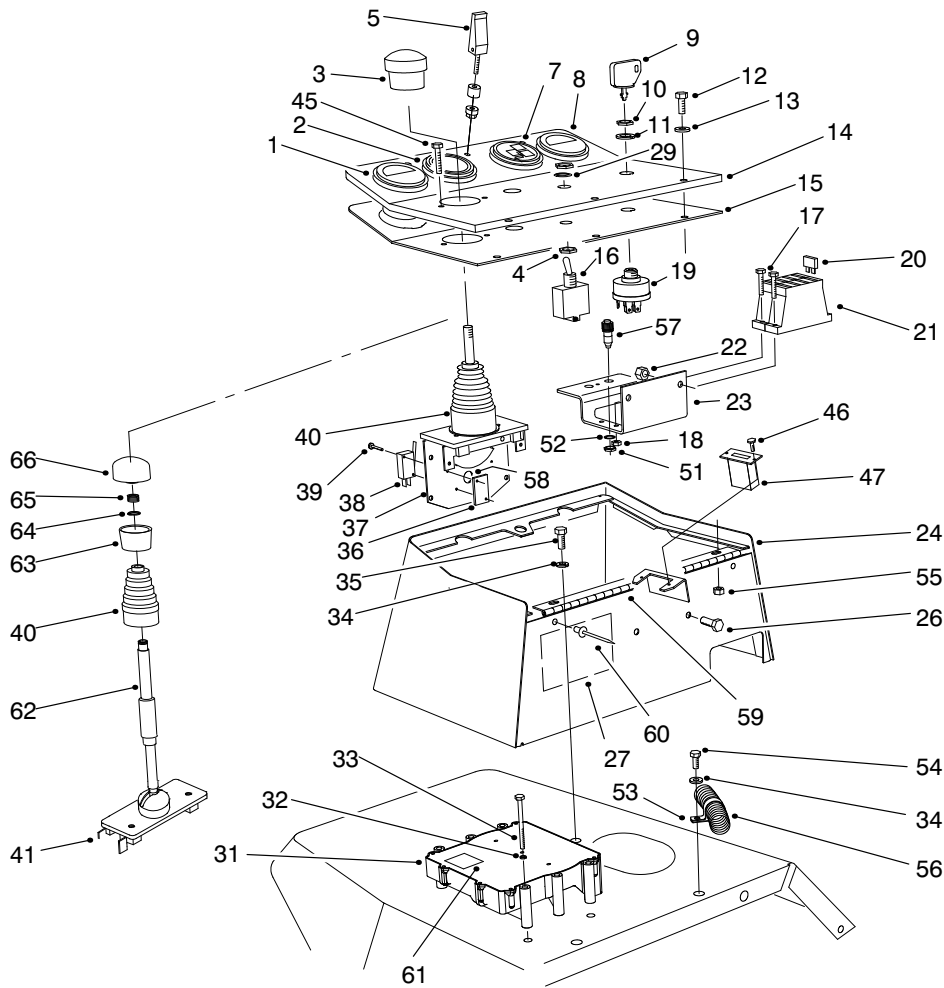
Ref. No.	Part No.	Description	No. Used
1	98-9750	Decal-Diagnostic-ACE RM 5200D V 1.0	1
1	98-9760	Decal-Diag. (Spanish)	1
1	98-9754	Decal-Diag. (French)	1
1	98-9755	Decal-Diag. (German)	1
1	98-9762	Decal-Diag. (Swedish)	1
1	98-9756	Decal-Diag. (Italian)	1
1	98-9759	Decal-Diag. (Portuguese)	1
1	98-9758	Decal-Diag. (Norwegian)	1
1	98-9753	Decal-Diag. (Finnish)	1
1	98-9751	Decal-Diag. (Danish)	1
1	98-9752	Decal-Diag. (Dutch)	1
1	98-9757	Decal-Diag. (Japan)	1
1	94-5386	Decal-Turf Defender, Diag.	1
1	94-8060	Decal-Turf Defender, Diag. (Danish)	1
1	94-8061	Decal-Turf Defender, Diag. (Dutch)	1
1	94-8062	Decal-Turf Defender, Diag. (Finnish)	1

Ref. No.	Part No.	Description	No. Used
1	94-8063	Decal-Turf Defender, Diag. (French)	1
1	94-8064	Decal-Turf Defender, Diag. (German)	1
1	94-8065	Decal-Turf Defender, Diag. (Italian)	1
1	94-8066	Decal-Turf Defender, Diag. (Japanese)	1
1	94-8067	Decal-Turf Defender, Diag. (Norwegian)	1
1	94-8068	Decal-Turf Defender, Diag. (Portuguese)	1
1	94-8069	Decal-Turf Defender, Diag. (Spanish)	1
1	94-8070	Decal-Turf Defender, Diag. (Swedish)	1
2	85-4750	Display-Diagnostic-ACE	1

ELECTRICAL SCHEMATIC



T-3013



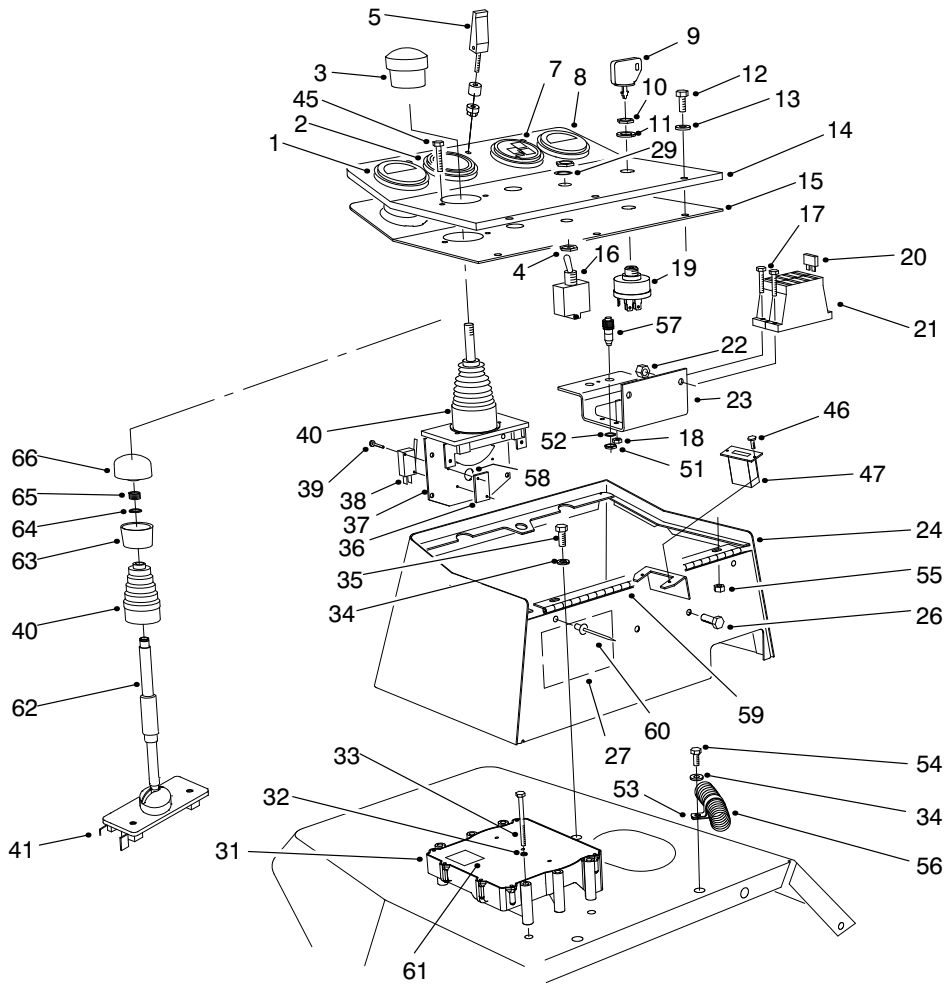
T-1501-6

CONTROL CONSOLE ASSEMBLY

Ref. No.	Part No.	Description	No. Used	Ref. No.	Part No.	Description	No. Used
1	98-9339	Gauge-Fuel	1	22	3296-42	Nut-Lock	4
2	85-4420	Gauge-Speedometer	1	23	93-7587	Bracket-Fuse Block	1
3	3290-489	Knob-Lift Control	1	24	75-5740	Box-Control	1
4	218-498	Nut-Hex.	2	26	321-39	Screw-HH	2
5	74-5950	Asm-Swell Latch	1	27	94-6767	Decal-Fuses	1
7	98-9306	Cluster-Warning	1	29	218-589	Washer-Lock	1
8	98-9308	Gauge-Temperature	1	31	92-5720	Controller-Electronic	1
9	63-8360	Key-Ignition	1			Note: This part must be programmed by distributor before installation.	
10	218-446	Nut-Locking	1	32	3253-3	Washer-Lock	3
11	218-447	Washer-E.T.L.W.	1	33	321-15	Screw-HH	3
12	3258-166	Screw-PPH	5	34	3256-3	Washer-Flat	3
13	3256-1	Washer-Flat	5	35	322-3	Screw-HH	2
14	93-6683	Panel-Control	1	36	3290-354	Plate-Nut	2
15	75-6270	Cover-Control Box	1	37	98-2195	Asm-Lift Control	
16	75-1010	Asm-Switch, Toggle				(Incl. Ref. #3, 36, 38-40 & 58)	1
		(Incl. Ref. #4, 29 & 71)	1	38	94-8104	Switch-Micro	2
17	32105-13	Screw-HH	4	39	94-8103	Screw-HH	4
18	3296-2	Nut-Lock	4	40	3290-488	Boot-Lift Control	1
19	27-2360	Asm-Ignition Switch		41	93-7183	Kit-Lift Control	
		(Incl. Ref. #9-11)	1			(Incl. Ref. #62-66)	1
†20	94-9157	Fuse-4A	1	45	3273-26	Screw-Hex. Socket Hd.	2
†20	218-578	Fuse-10A	3				
†20	218-574	Fuse-7.5A	1				
†20	218-594	Fuse-20A	1				
†21	67-7160	Block-Fuse	2				

*Not Illustrated
 ■Obtain Locally.

†Included in main wire harness Assembly.



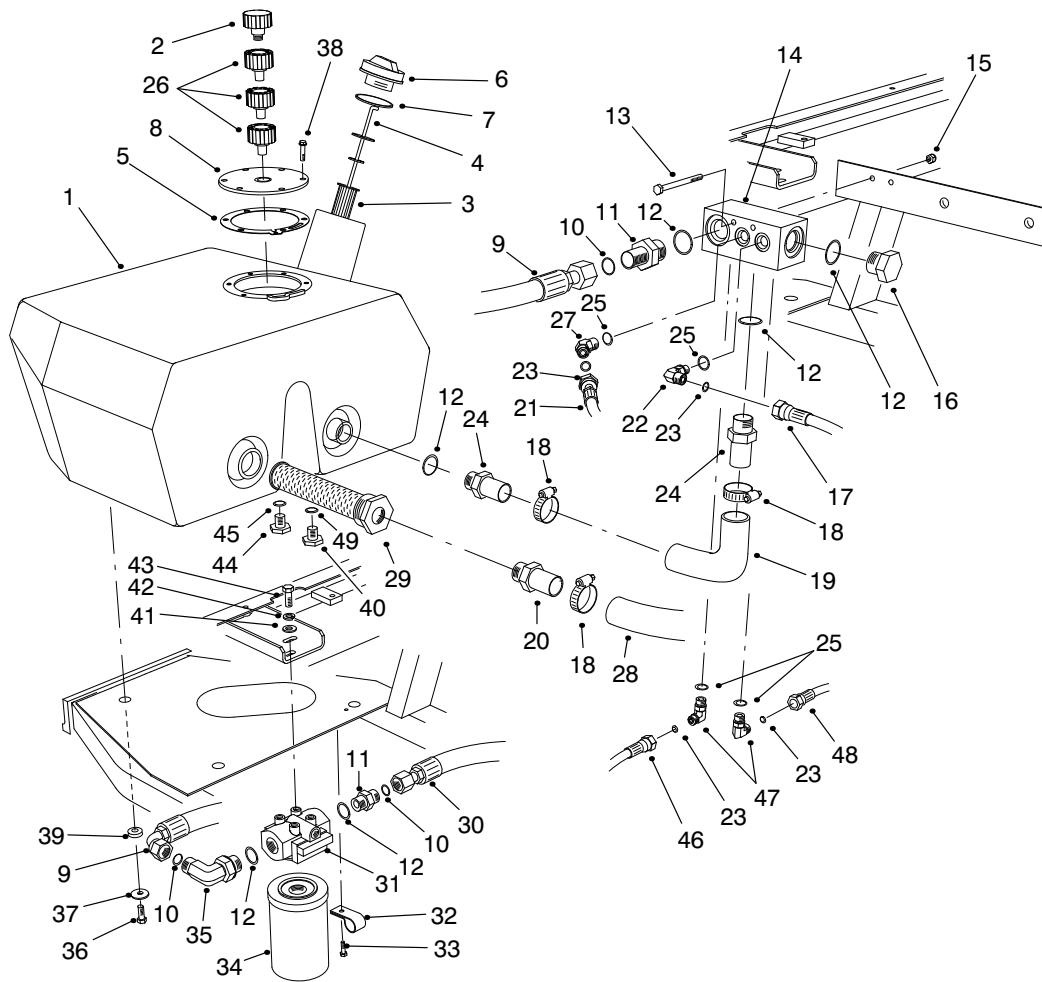
T-1501-6

CONTROL CONSOLE ASSEMBLY- (Continued)

Ref. No.	Part No.	Description	No. Used	Ref. No.	Part No.	Description	No. Used
46	32144-18	Screw-HH	2	60	93-8744	Rivet	3
47	75-6820	Meter-Hour	1	61	93-8053	Decal-ECU	1
51		Nut-Lock	1	62	98-9783	Tube-Interlock	1
52		Washer-Lock	1	63	94-3055	Cap-Lower, Joystick	1
53	2412-126	Clamp-R	1	64	94-3056	Ring-Retaining	1
54	322-5	Screw-HH	1	65	94-3057	Spring-Compression	1
55	32128-33	Nut-Lock, Flange Hd.	3	66	94-3058	Cap-Upper, Joystick	1
56	98-4551	Asm-Main Wire Harness	1	*70	94-6343	Decal-Wire I.D.	1
†57	85-4491	Lamp-Diagnostic (Incl. Ref. 219-19 Lamp)	1	*71	3253-19	Washer-Lock	2
*	219-19	Lamp-Green	1	*†	70-8570	Breaker-Circuit, 40 Amp	2
58	93-3625	Spring-Joystick Return	1	*†	86-7560	Connector-Cover (3 Way)	3
59	75-5780	Hinge-Cover	1	*†	86-7550	Connector-Cover (2 Way)	2
				*†	85-4650	Connector-Loop Back	1

*Not Illustrated

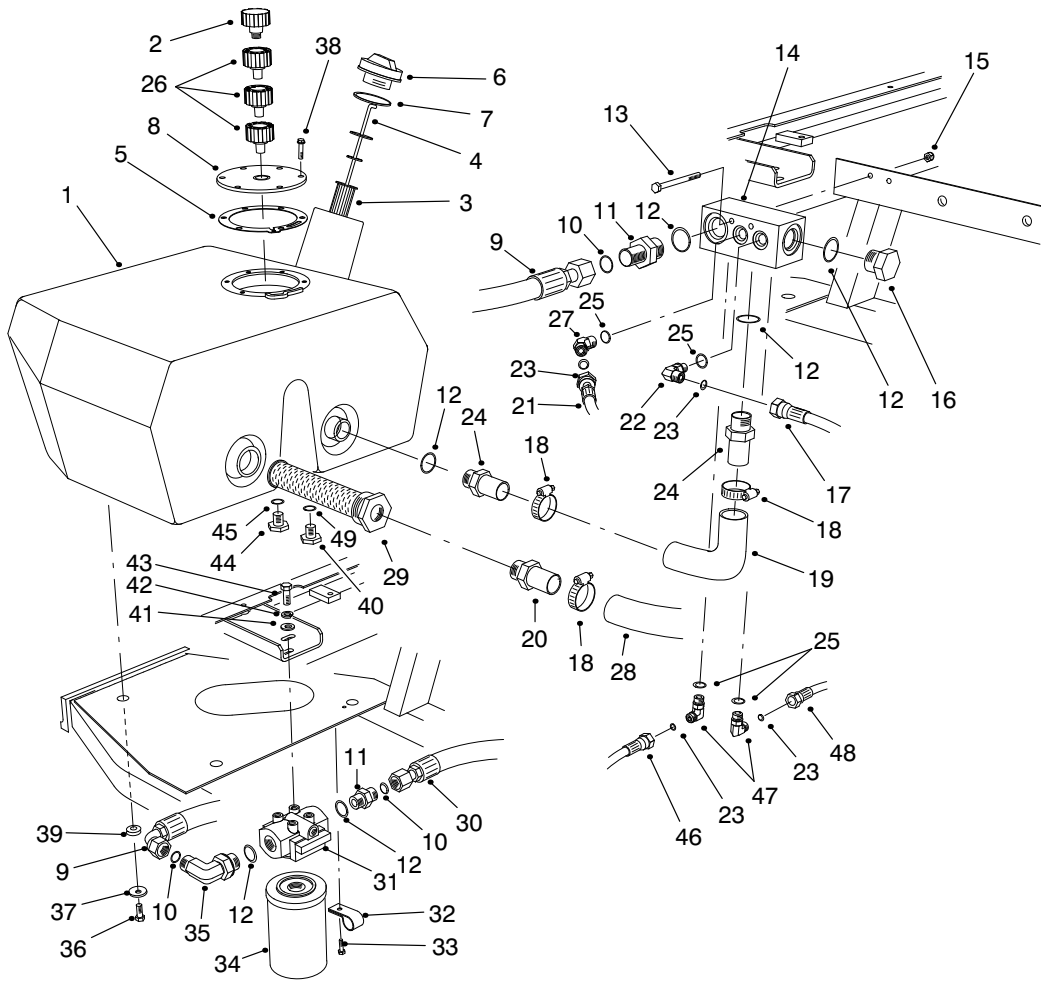
†Included in main wire harness Assembly.



T-1048-4

HYDRAULIC RESERVOIR ASSEMBLY

Ref. No.	Part No.	Description	No. Used	Ref. No.	Part No.	Description	No. Used
1	93-7488	Reservoir-Hydraulic	1	24	354-73	Fitting-Hydraulic Straight (Incl. Ref. #12)	2
2	68-6150	Breather-Hydraulic Tank	1	25	237-42	O-Ring	4
3	61-2790	Screen-Filler	1	26	92-8020	Adapter-Breather	3
4	94-9411	Dipstick	1	27	340-87	Fitting-Hydraulic 45° (Incl. Ref. #25 & 23)	1
5	93-7499	Gasket-Flange	1	28	75-6870	Hose-Hydraulic Suction	1
6	93-7498	Plug-Plastic	1	29	75-0550	Strainer-Suction	1
7	237-101	O-Ring	1	30	93-0077	Hose-Hydraulic	1
8	93-7588	Cover-Tank	1	31	75-1300	Asm-Hydraulic Filter Head	1
9	75-6130	Hose-Hydraulic	1	32	2412-93	Clamp-R	2
10	237-65	O-Ring	5	33	32144-10	Screw-HWH	2
11	340-8	Fitting-Hydraulic Straight (Incl. Ref. #10 & 12)	2	34	75-1310	Element-Hydraulic Filter	1
12	237-81	O-Ring	4	35	340-139	Fitting-Hydraulic 90° (Incl. Ref. #10 & 12)	1
13	321-23	Screw-HH	2	36	33105-025	Screw-HH	3
14	92-9098	Manifold-Tank	1	37	63-8410	Washer-Flat	3
15	3296-42	Nut-Lock	2	38	33104-020	Screw-HFH	6
16	354-74	Fitting-Hydraulic Plug (Incl. Ref. #12)	1	39	240-11	Grommet	3
17	75-6250	Hose-Hydraulic	1	40	353-508	Plug-Hydraulic	1
18	2412-34	Clamp-Hose	3	41	3256-24	Washer-Flat	2
19	75-5720	Hose-Hydraulic	1	42	3253-21	Washer-Lock	2
20	353-682	Fitting-Hydraulic Straight	1	43	323-4	Screw-HH	2
21	93-0119	Hose-Hydraulic	1	44	353-550	Plug-Drain (Incl. Ref. #45)	1
22	340-77	Fitting-Hydraulic 90° (Incl. Ref. #23 & 25)	1	45	237-79	O-Ring	1
23	237-22	O-Ring	6				

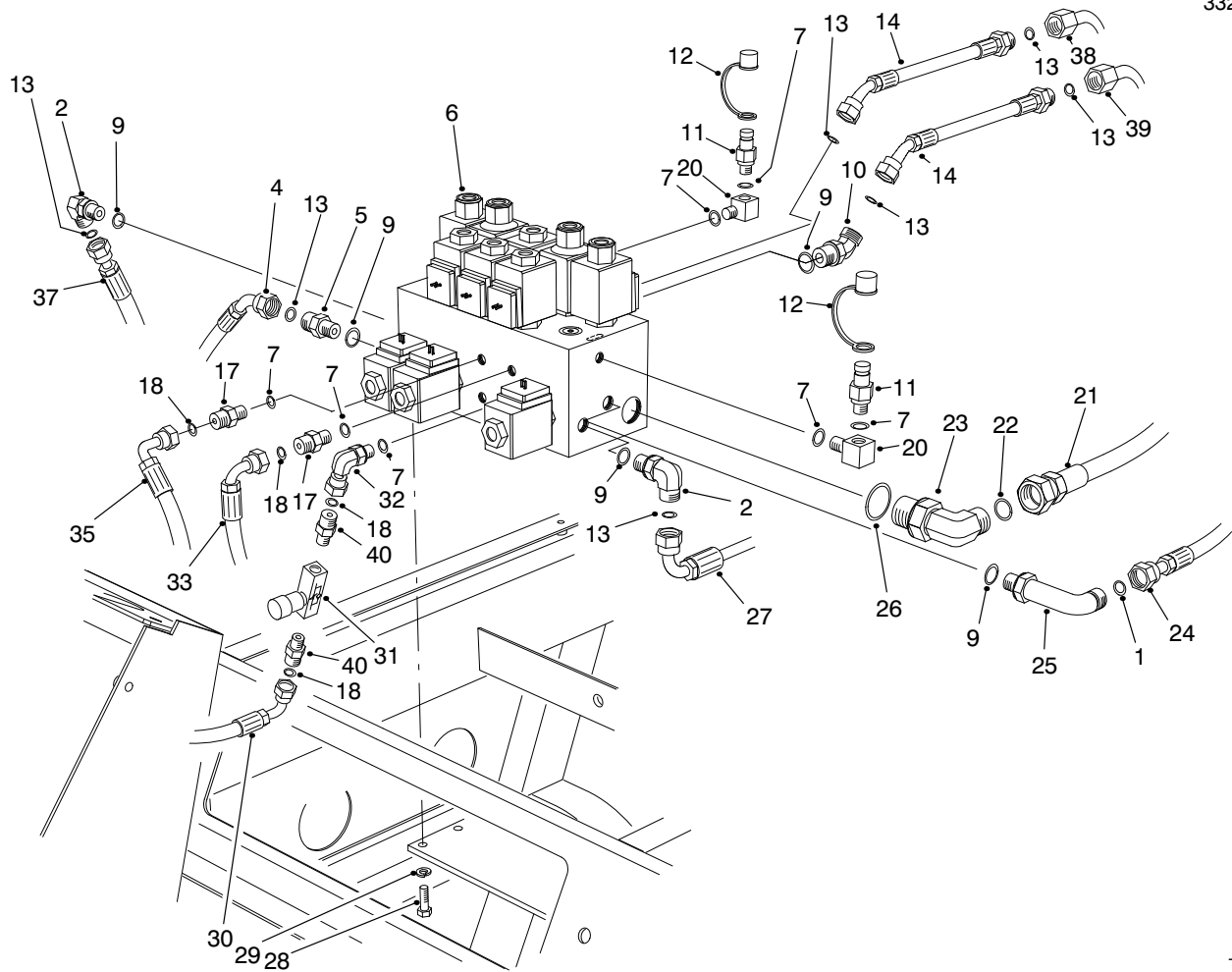


T-1048-4

HYDRAULIC RESERVOIR ASSEMBLY (Continued)

Ref. No.	Part No.	Description	No. Used
46	92-9096	Asm-Hose	1
47	340-82	Fitting-Hydraulic 90° (Incl. Ref. #23 & 25)	2

Ref. No.	Part No.	Description	No. Used
48	94-4916	Hose Asm-Drain	1
49	237-42	O-Ring	1

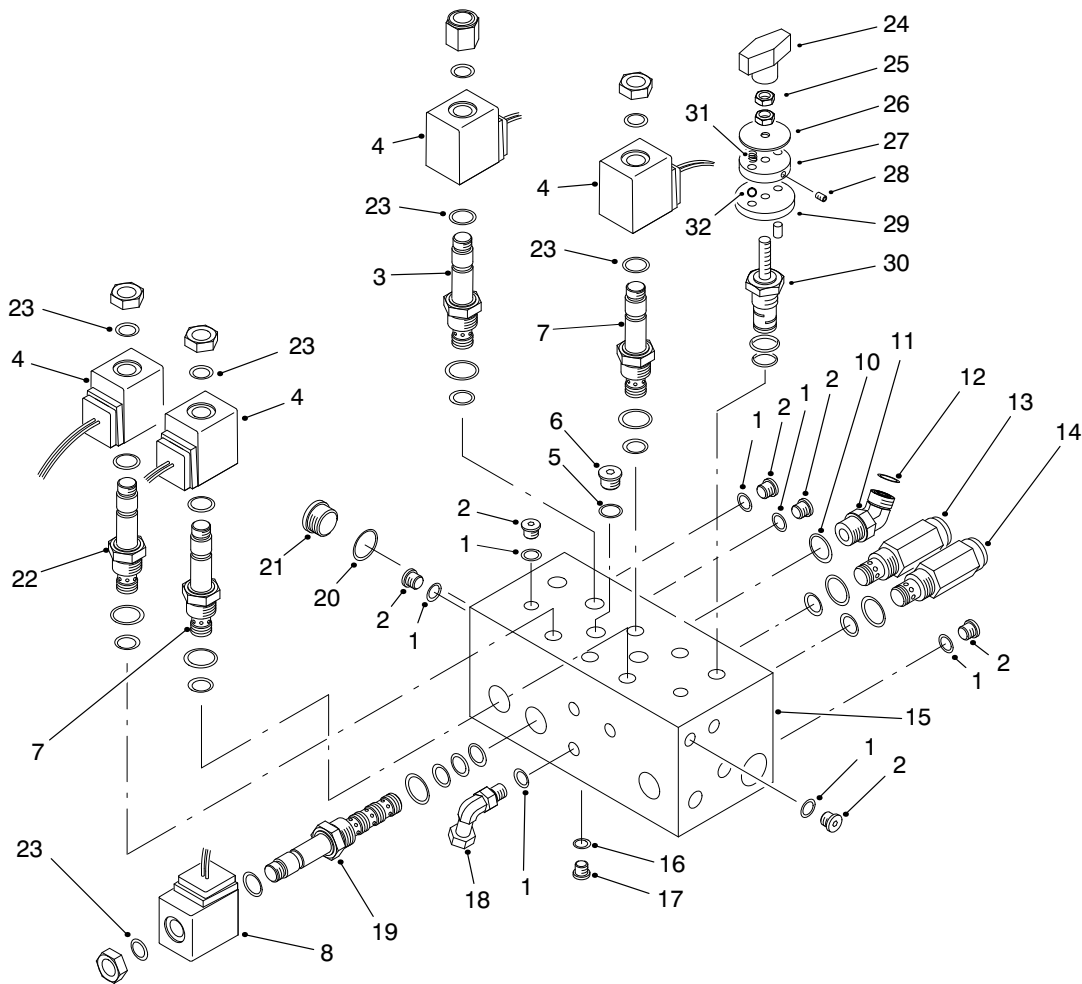


T-1094-3

HYDRAULIC CONTROL MANIFOLD ASSEMBLY

Ref. No.	Part No.	Description	No. Used
1	237-22	O-Ring	1
2	340-98	Fitting-Hydraulic 90° (Incl. Ref. #9 & 13)	2
4	98-4586	Asm-Hose, Pressure #5	1
5	340-4	Fitting-Hydraulic Straight (Incl. Ref. #9 & 13)	1
6	98-4579	Asm-Control Manifold (Incl. Ref. #32)	1
7	237-78	O-Ring	6
9	237-79	O-Ring	6
10	340-101	Fitting-Hydraulic 45° (Incl. Ref. #9 & 13)	2
11	354-77	Fitting-Test Port (Incl. Ref. #7)	2
12	354-79	Cap-Test Port	2
13	237-30	O-Ring	7
14	86-9190	Hose-Hydraulic	2
17	340-92	Fitting-Hydraulic Straight (Incl. Ref. #7 & 18)	2
18	237-21	O-Ring	4
20	75-6640	Fitting-Hydraulic 90° (Incl. Ref. #7)	2

Ref. No.	Part No.	Description	No. Used
21	93-0078	Hose-Hydraulic	1
22	237-65	O-Ring	1
23	340-139	Fitting-Hydraulic 90° (Incl. Ref. #22 & 26)	1
24	94-4913	Asm-Hose, Pressure #2	1
25	93-3612	Fitting-Hydraulic 90° (Incl. Ref. #1 & 9)	1
26	237-81	O-Ring	1
27	94-4914	Asm-Hose, Pressure #3	1
28	322-3	Screw-HH	4
29	3253-4	Washer-Lock	4
30	75-5900	Hose-Hydraulic	1
31	82-8270	Valve-Flow Control	1
32	340-143	Fitting-Hydraulic 90° (Incl. Ref. #7)	1
33	93-0118	Hose-Hydraulic	1
35	75-5890	Hose-Hydraulic	1
37	98-4589	Asm-Hose, Pressure #4	1
38	93-3642	Tube-Hydraulic	1
39	93-3643	Tube-Hydraulic	1
40	340-13	Fitting-Hydraulic Straight (Incl. Ref. #18)	2



T-1503-2

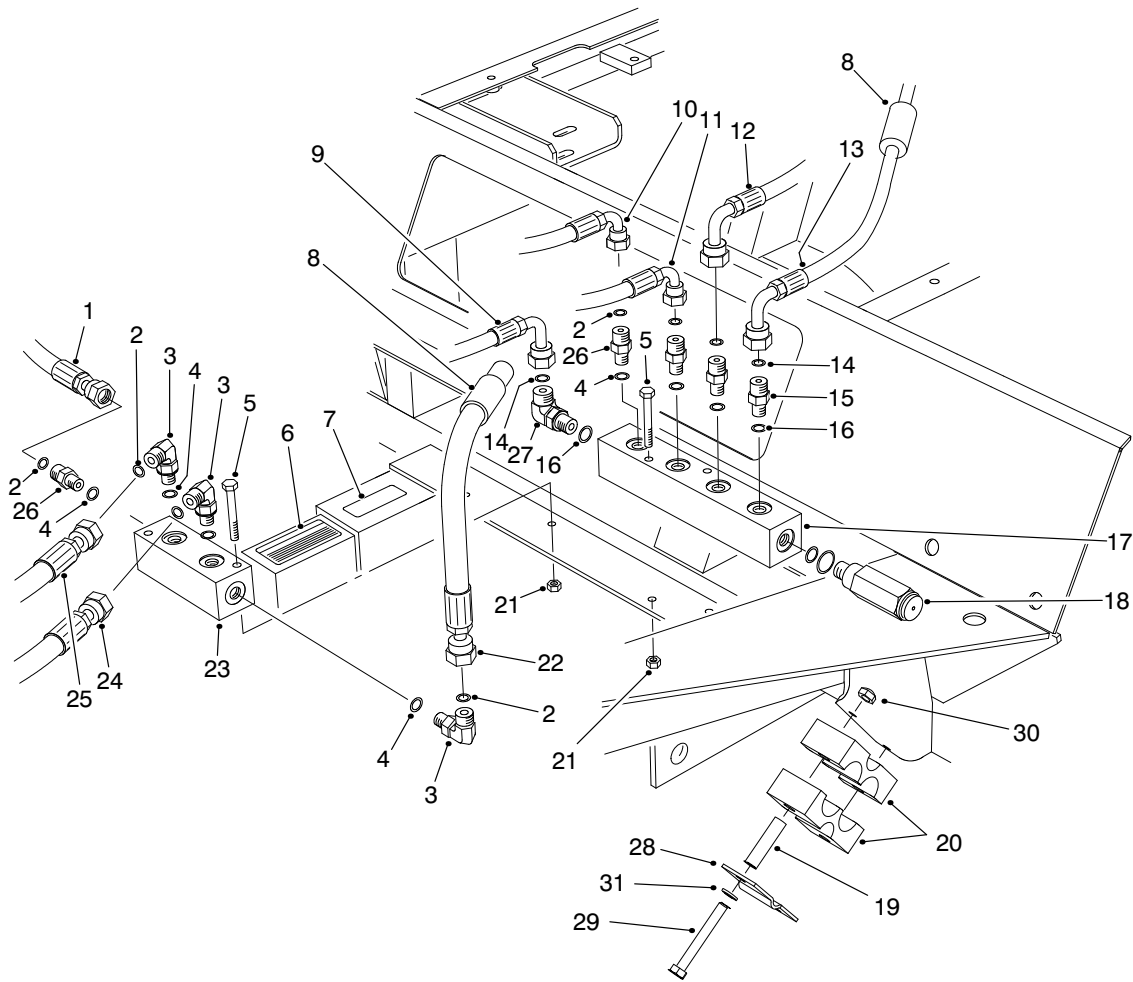
CONTROL MANIFOLD ASSEMBLY

Ref. No.	Part No.	Description	No. Used
1	237-78	O-Ring	12
2	353-990	Plug (Incl. Ref. #1)	11
3	88-7020	Cartridge-N.O. (Use Seal Kit #95-5645)	2
4	88-9190	Solenoid-20 Watt	6
5	237-42	O-Ring	2
6	353-989	Plug (Incl. Ref. #5)	2
7	94-2685	Cartridge-N.C. (Use Seal Kit #95-5645)	3
8	88-9200	Solenoid-28 Watt	3
10	237-79	O-Ring	1
11	340-101	Fitting-Hydraulic 45° (Incl. Ref. #10 & 12)	1
12	237-30	O-Ring	1
13	75-0920	Cartridge-Relief 3000 psi (Use Seal Kit #95-5645)	1
14	75-2010	Cartridge-Relief 2000 psi (Use Seal Kit #95-5645)	1
†15		Body-Manifold	1
16	237-156	O-Ring	2
17	353-991	Plug (Incl. Ref. #16)	2

Ref. No.	Part No.	Description	No. Used
18	340-143	Fitting-Hydraulic 90° (Incl. Ref. #1)	1
19	88-6960	Cartridge-4W/2P (Use Seal Kit #95-5642)	3
20	237-80	O-Ring	1
21	354-70	Plug (Incl. Ref. #20)	1
22	92-6315	Cartridge-N.C. (Use Seal Kit #95-5645)	1
23	94-5438	Seal-Solenoid	10
24	94-5020	Knob	2
25	75-6770	Nut-Jam	4
26		Plate-Indicator	2
27	75-6730	Plate-Detent	2
28		Screw-Set	2
29	75-6720	Plate-Locating	2
30	98-9779	Rotary Cartridge Kit (Use Seal Kit #95-5645)	2
31	94-5027	Spring-Detent	2
32		Ball-Detent	2
*	82-8520	Detent Assembly Kit (Incl. Ref. #24-29, 31 & 32)	2
*	95-5645	Kit-Seal	10
*	95-5642	Kit-Seal	3

*Not Illustrated

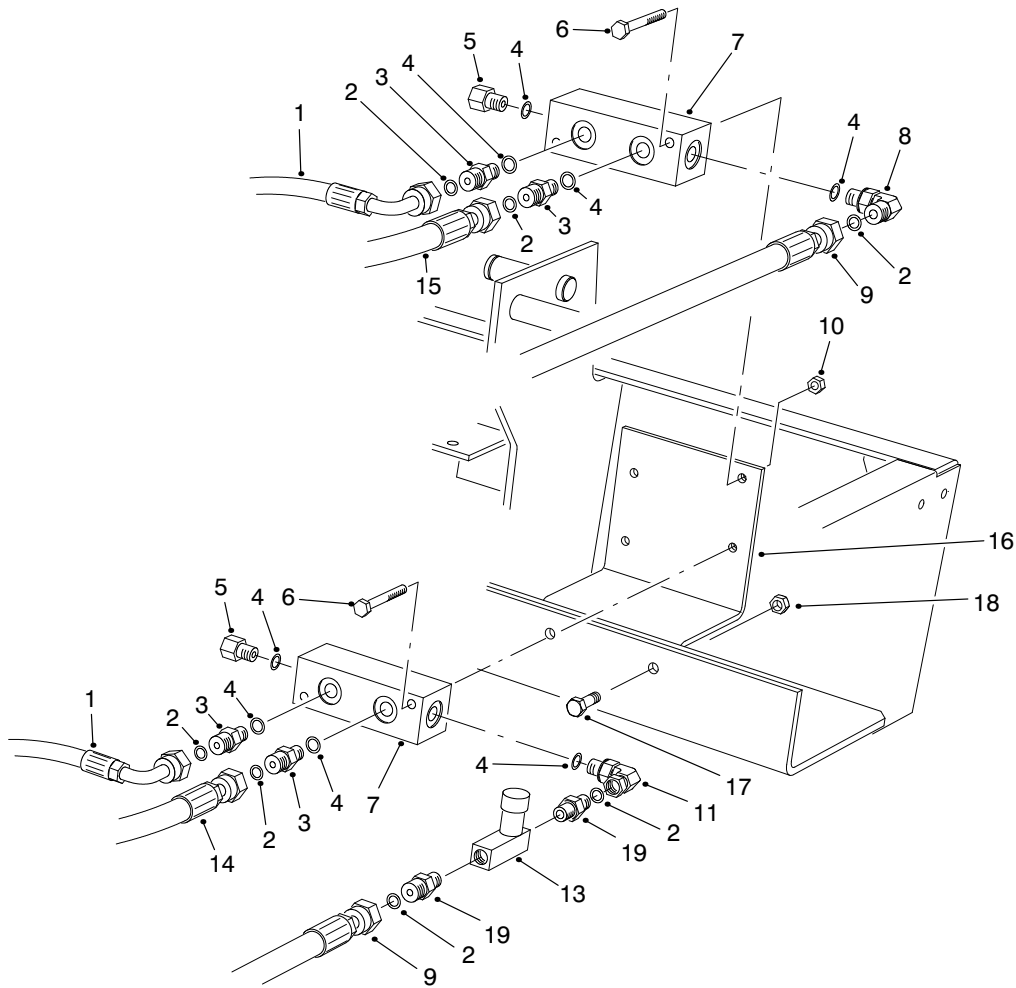
†Not Serviceable Separately



T-1058-5

FRONT HYDRAULIC MANIFOLDS

Ref. No.	Part No.	Description	No. Used	Ref. No.	Part No.	Description	No. Used
1	98-4584	Asm-Hose, Drain	1	18	93-0143	Cartridge-Relief 250 psi (Use Seal Kit #75-2080)	1
2	237-21	O-Ring	7	19	93-7960	Spacer	4
3	340-132	Fitting-Hydraulic 90° (Incl. Ref. #2 & 4)	3	20	82-8170	Clamp-Rubber	4
4	237-78	O-Ring	7	21	3296-42	Nut-Lock	4
5	321-18	Screw-HH	4	22	92-9096	Hose-Hydraulic	1
6	93-6693	Decal-Floor Plate	1	23	75-1180	Manifold-Hydraulic	1
7	93-6686	Decal-Oil	1	24	98-4587	Hose Asm-Drain #4	1
8	38-3400	Guard-Rubber	2	25	98-4590	Hose Asm-Drain #1	1
9	75-5940	Hose-Hydraulic	1	26	340-92	Fitting-Hydraulic Straight (Incl. Ref. #2 & 4)	4
10	75-5890	Hose-Hydraulic	1	27	340-77	Fitting-Hydraulic 90° (Incl. Ref. #14 & 16)	1
11	75-5910	Hose-Hydraulic	1	28	93-7961	Clamp	2
12	93-0118	Hose-Hydraulic	1	29	322-13	Screw-HH	4
13	93-0119	Hose-Hydraulic	1	30	3296-29	Nut-Lock	4
14	237-22	O-Ring	2	31	3256-70	Washer-Flat	4
15	340-2	Fitting-Hydraulic Straight (Incl. Ref. #14 & 16)	2				
16	237-42	O-Ring	2				
17	93-0139	Manifold-Hydraulic	1				

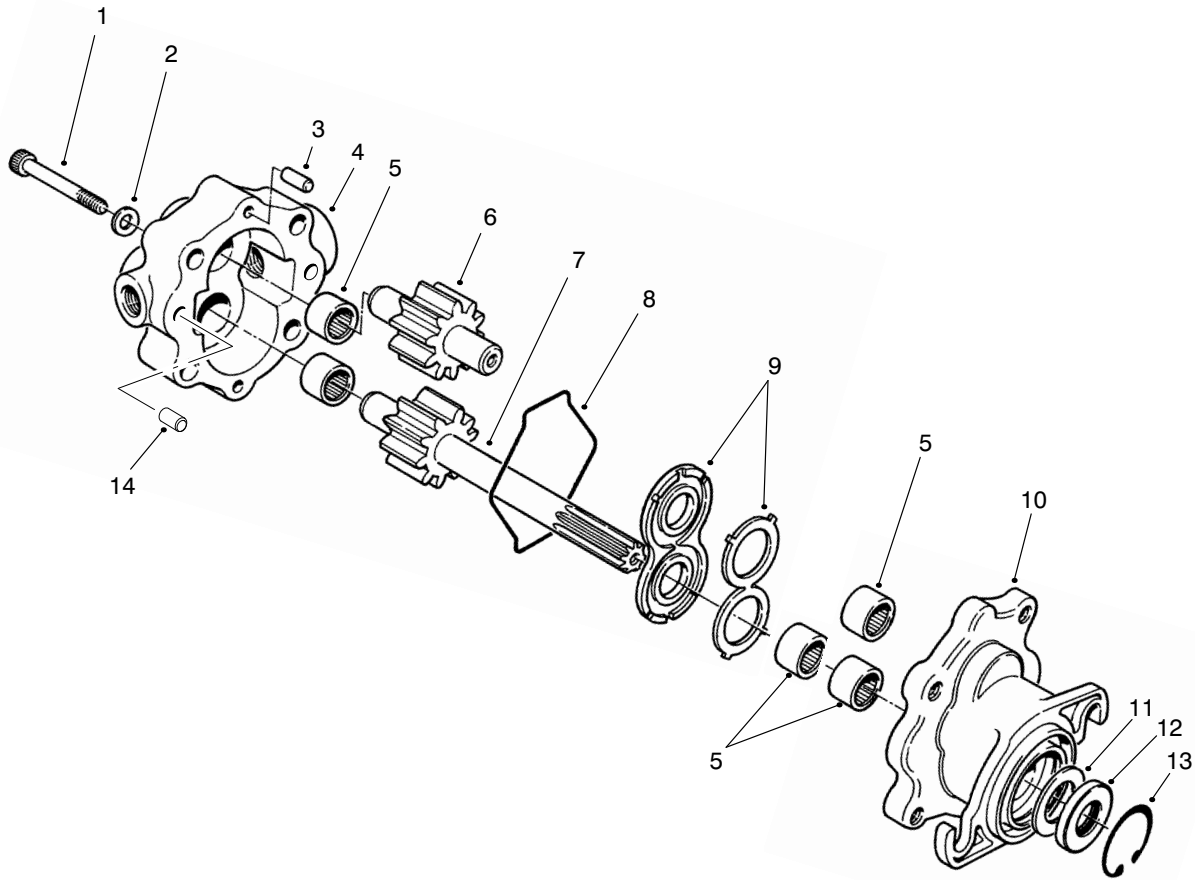


T-1095-3

REAR HYDRAULIC MANIFOLDS

Ref. No.	Part No.	Description	No. Used
1	75-6180	Hose-Hydraulic	2
2	237-21	O-Ring	7
3	340-92	Fitting-Hydraulic Straight (Incl. Ref. #2 & 4)	4
4	237-78	O-Ring	8
5	353-512	Fitting-Hydraulic Plug (Incl. Ref. #4)	2
6	321-11	Screw-HH	4
7	75-1180	Manifold	2
8	340-132	Fitting-Hydraulic 90° (Incl. Ref. #2 & 4)	1
9	93-0118	Hose-Hydraulic	2

Ref. No.	Part No.	Description	No. Used
10	32128-33	Nut-Lock	4
11	340-143	Fitting-Hydraulic 90° (Incl. Ref. #4)	1
13	82-8270	Valve-Flow Control	1
14	75-6080	Hose-Hydraulic	1
15	75-6070	Hose-Hydraulic	1
16	94-4920	Plate-Mounting Valve	1
17	322-5	Screw-HH	2
18	32128-20	Nut-Flange Lock	2
19	340-13	Fitting-Hydraulic Straight (Incl. Ref. #2)	2



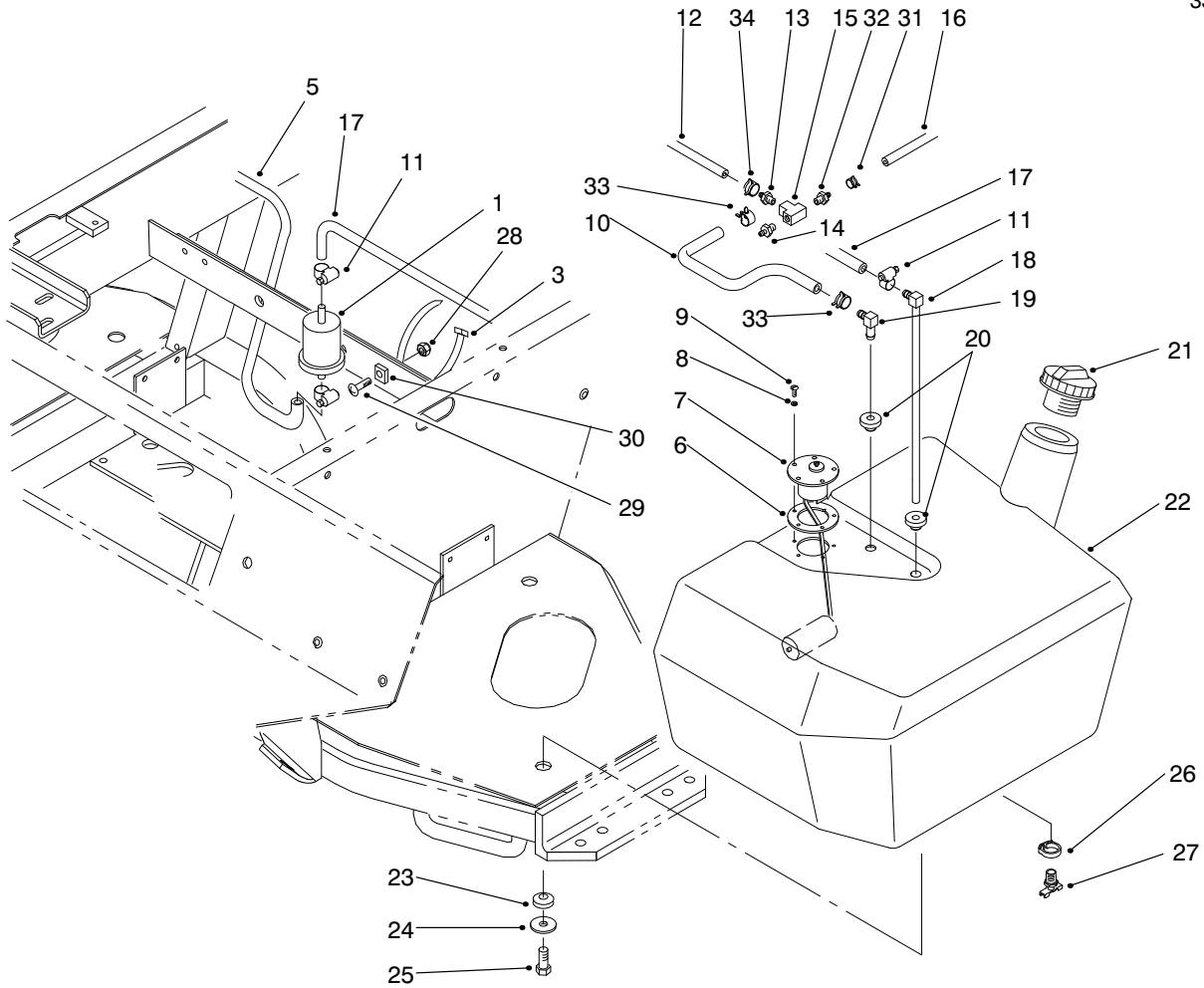
T-1872-1

REEL MOTOR ASSEMBLY NO. 93-1375

Ref. No.	Part No.	Description	No. Used
1	354-50	Screw-HSH	4
2	354-51	Washer	4
3	353-599	Pin-Dowel	2
4	93-3614	Asm-Cover (Incl. Ref. #5)	1
†5		Bearing-Needle	5
6	93-3616	Asm-Idler Gear	1
7	93-3615	Asm-Drive Shaft	1
8	354-46	Ring-Seal	1

Ref. No.	Part No.	Description	No. Used
9	74-3810	Asm-Load Plate	1
10	92-8795	Asm-Body (Incl. Ref. #5)	1
†11		Spacer	1
†12		Seal-Shaft	1
13	32151-41	Ring-Retaining	1
14	92-8796	Pin-Dowel	2
*	92-8863	Kit-Repair (Incl. Ref. #8, & 11-13)	1

*Not Illustrated



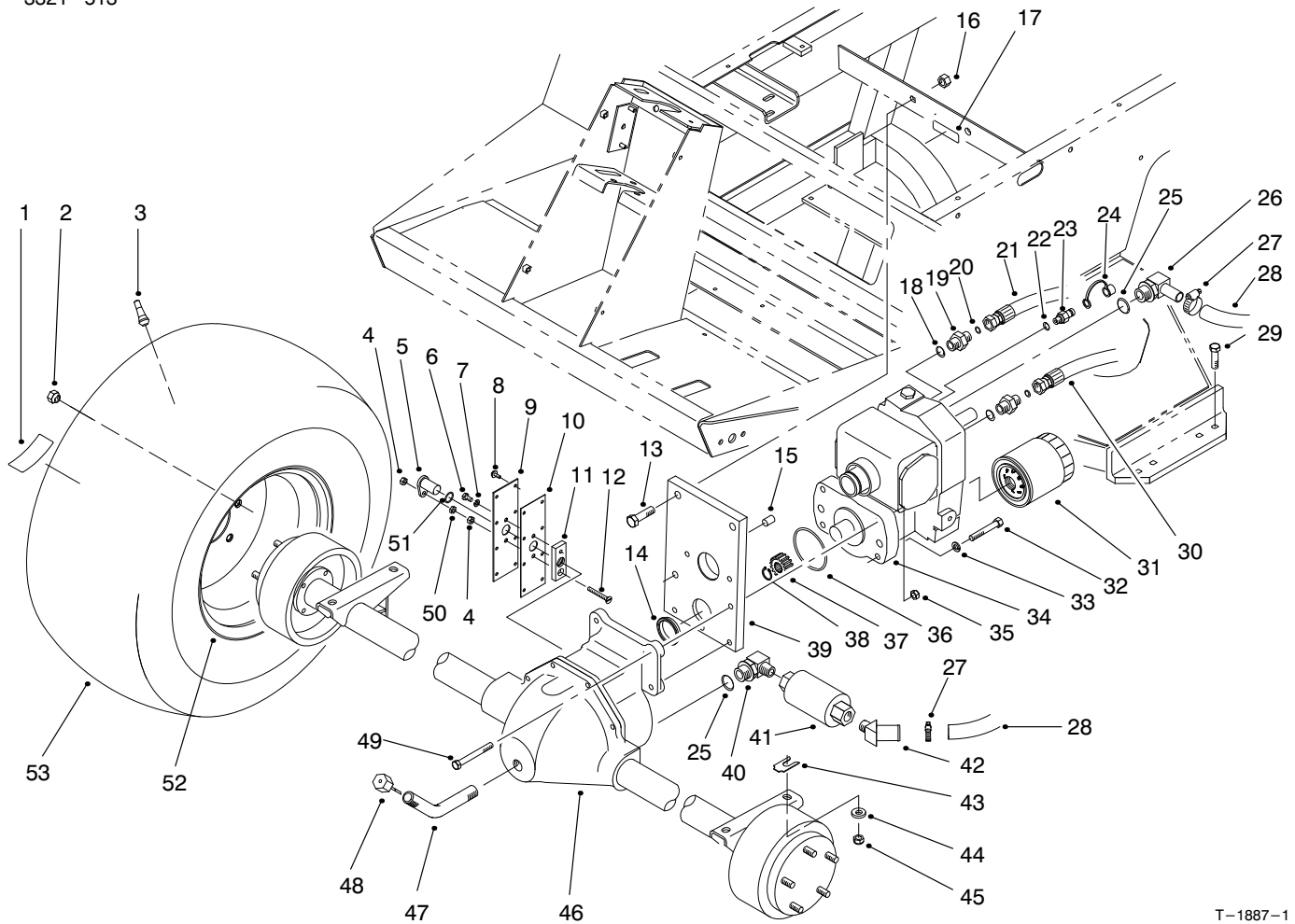
T-2898

FUEL TANK ASSEMBLY

Ref. No.	Part No.	Description	No. Used
1	98-7612	Filter-Fuel	1
3	3290-379	Tie-Cable	1
5	23-2140	Hose-Fuel	1
6	62-7650	Gasket-Sending Unit	1
7	63-7640	Unit-Sending	1
8	3253-15	Washer-Lock	5
9	32122-24	Screw-Round Hd.	5
10	93-2042	Hose-Fuel	1
11	2412-108	Clamp-Hose	4
12	75-4700	Hose-Fuel	1
13	354-22	Fitting-Fuel, Straight	1
14	354-21	Fitting-Fuel Straight	1
15	354-20	Fitting-Fuel Tee	1
16	98-9338	Hose-Fuel	1
17	63-9640	Hose-Fuel	1
18	66-8121	Standpipe-Elbow 90°	1
19	46-6550	Connector-Fuel, Elbow 90°	1

Ref. No.	Part No.	Description	No. Used
20	46-6560	Grommet	2
21	93-3102	Cap-Fuel Tank	1
22	94-3510	Asm-Fuel Tank (Incl. Ref. #26-27)	1
23	240-11	Grommet	3
24	63-8410	Washer-Flat	3
25	33103-025	Screw-HHF	3
26	2412-36	Clamp-Drain	1
27	304-46	Fitting-Drain	1
28	3296-42	Nut-Lock	1
29	3258-166	Screw-Round Head	1
30	3290-509	Tie-Mount	1
31	2412-98	Clamp-Hose	1
32	304-73	Fitting-Barbed	1
33	92-2379	Clamp	2
34	2412-146	Clamp-Spring	2

*Not Illustrated
†Not Serviced Separately

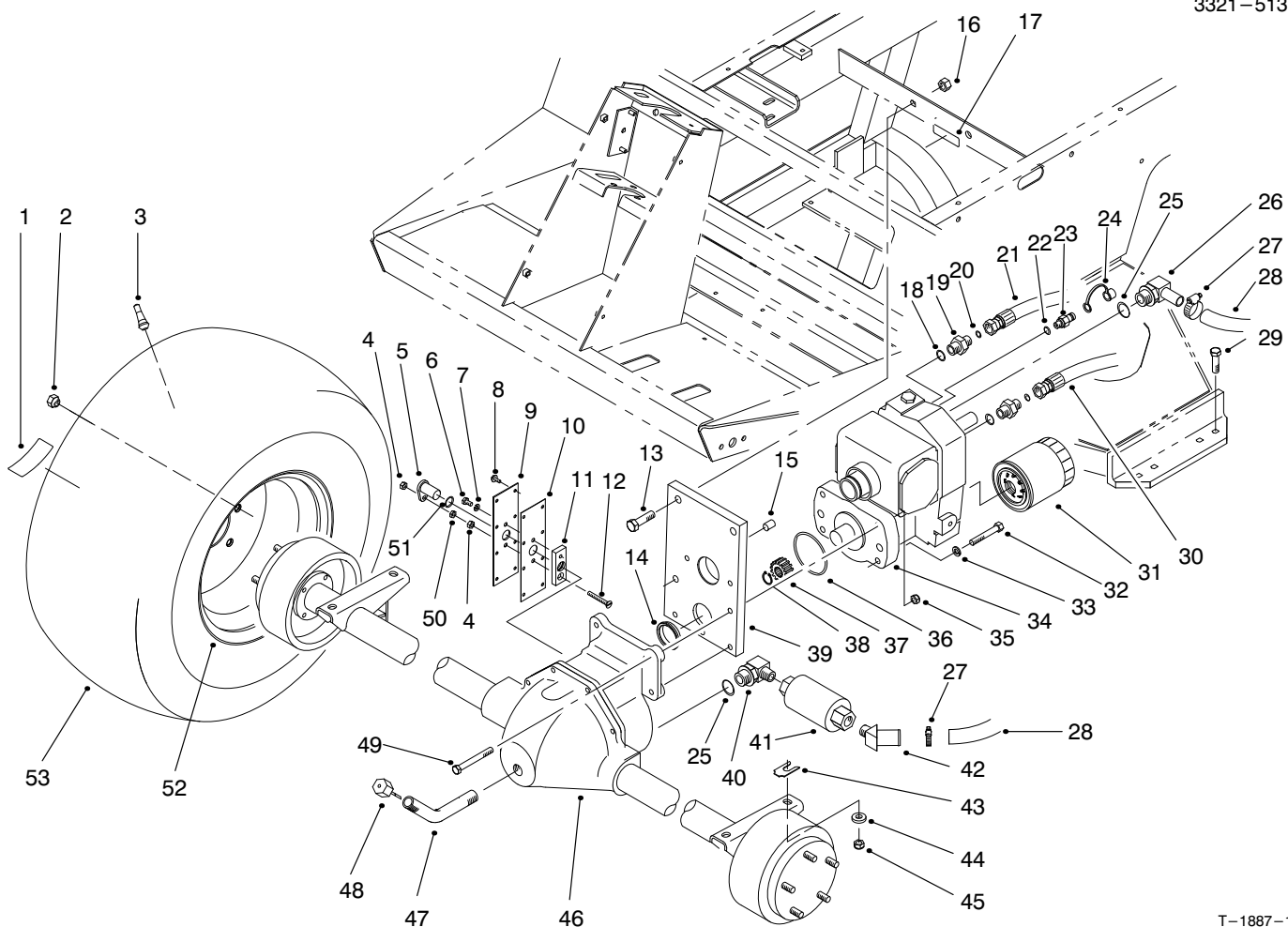


T-1887-1

FRONT AXLE & TRANSMISSION ASSEMBLY

Ref. No.	Part No.	Description	No. Used
1	76-8730	Decal-Bolt Torque	2
2	23-7270	Nut-Lug	10
3	232-27	Stem-Valve	2
4	3296-56	Nut-Lock	2
5	85-4350	Sensor-Gear Tooth	1
6	321-2	Screw-HH	1
7	3253-3	Washer-Lock	1
8	32144-112	Screw-HH	8
9	85-4330	Cover-Gear	1
10	92-5797	Gasket-Axle	1
11	85-4340	Plate-Sensor Mounting	1
12	32108-9	Screw-Machine	1
13	325-7	Screw-HH	2
14	75-3110	Collar-Transmission	1
15	92-4808	Sleeve-Trans. Pilot	1
16	3296-23	Nut-Lock	2
17	93-6691	Decal-Bolt	1
18	237-79	O-Ring	2
19	340-3	Fitting-Hydraulic, Straight (Incl. Ref. #18 & 20)	2
20	237-22	O-Ring	2
21	93-0076	Hose-Hydraulic	1
22	237-78	O-Ring	1
23	354-77	Fitting-Hydraulic Test Port (Incl. Ref. #22)	1
24	354-79	Cap-Test Port	1

Ref. No.	Part No.	Description	No. Used
25	237-81	O-Ring	2
26	75-4720	Fitting-Hydraulic 90° (Incl. Ref. #25)	1
27	2412-129	Clamp-Hose	2
28	75-6350	Hose	1
29	324-7	Screw-HH	4
30	93-0075	Hose-Hydraulic	1
31	75-1320	Filter-Oil	1
32	323-12	Screw-HH	2
33	3253-21	Washer-Lock	2
34	75-0012	Asm-Transmission	1
35	3296-39	Nut-Lock	2
36	237-161	O-Ring	1
37	86-7220	Gear-Pinion	1
38	32151-62	Ring-Retaining	1
39	92-4846	Asm-Trans. Support (Incl. Ref. #14 & 15)	1
40	354-75	Fitting-Hydraulic 90° (Incl. Ref. #25)	1
41	75-6340	Strainer-In-Line	1
42	354-72	Fitting-Hydraulic 45°	1
43	42-6080	Shim-Axle	A/R
44	66-6480	Washer-Flat	4
45	3296-48	Nut-Lock	4
46	94-6933	Asm-Front Axle	1
47	75-6850	Tube-Oil Fill	1

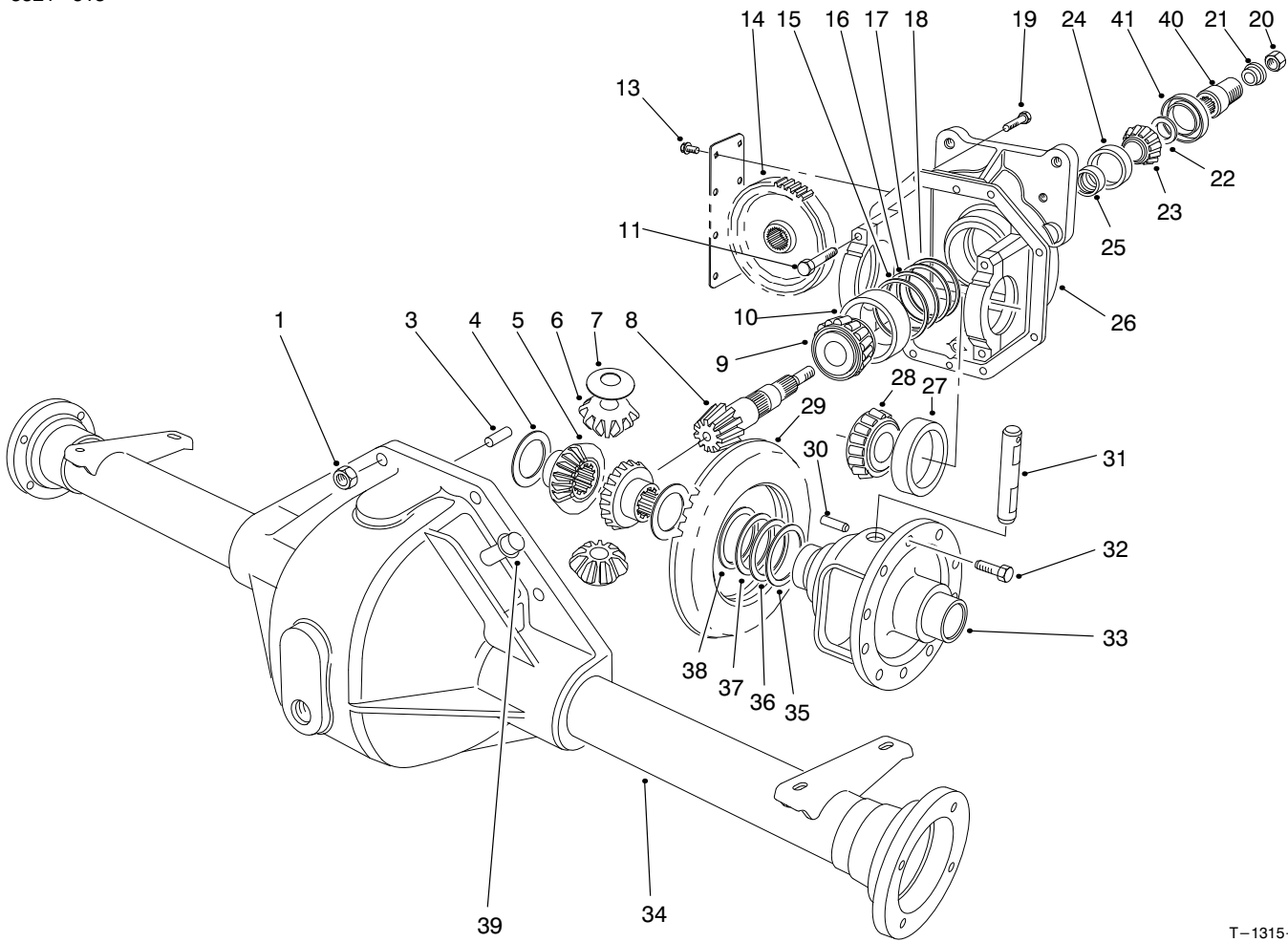


T-1887-1

FRONT AXLE & TRANSMISSION ASSEMBLY (Continued)

Ref. No.	Part No.	Description	No. Used
48	27-3710	Dipstick-Axle	1
49	323-20	Screw-HH	2
50	3218-1	Nut-Jam	1

Ref. No.	Part No.	Description	No. Used
51	237-181	O-Ring	1
52	217-120	Rim	2
53	231-134	Tire	2



T-1315-1

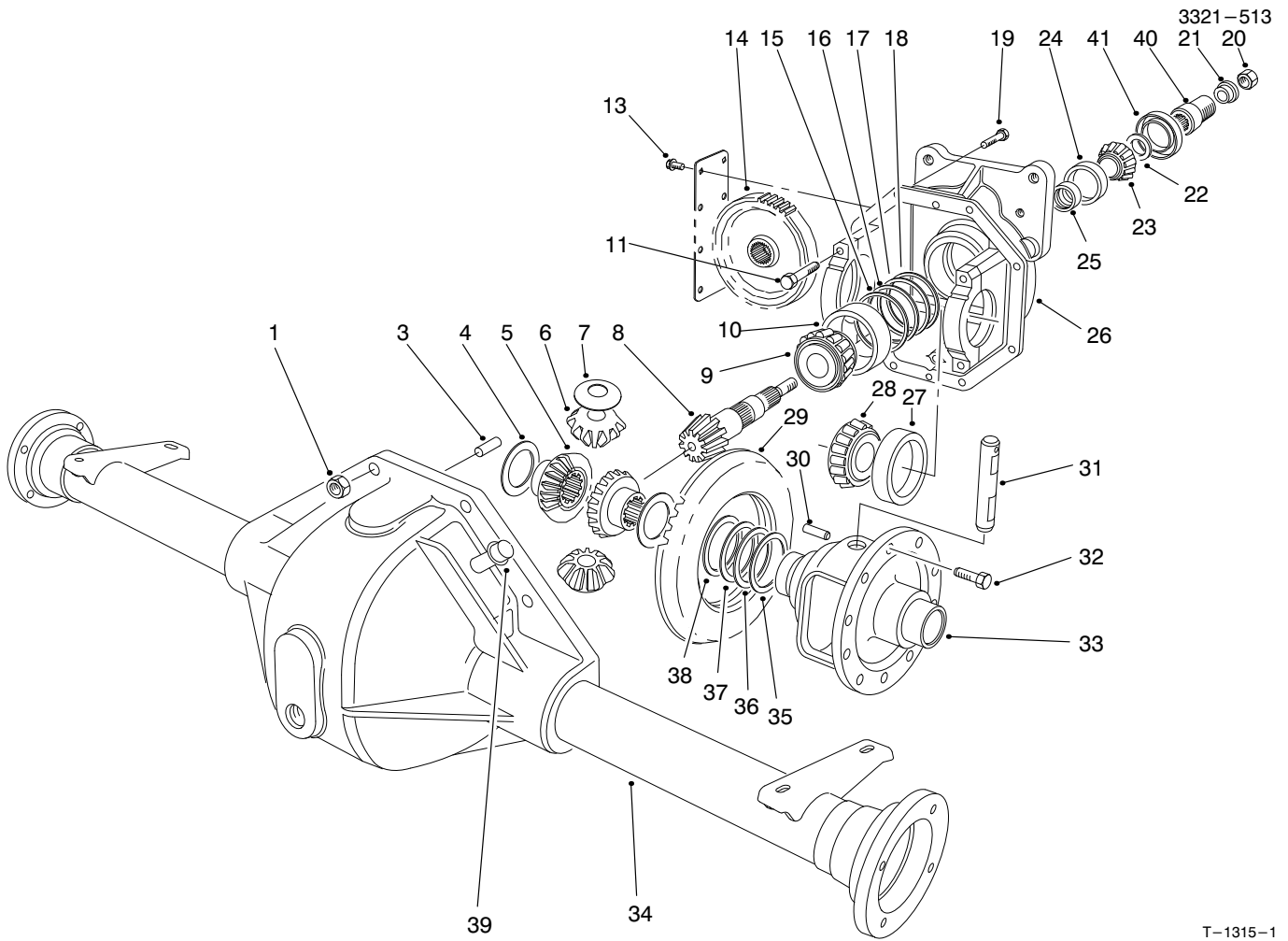
FRONT AXLE ASSEMBLY NO. 94-6933

Ref. No.	Part No.	Description	No. Used
1	32144-5	Nut	8
3	21-8270	Pin-Dowel	2
4	21-7720	Washer-Thrust	2
5	24-8790	Gear-Bevel, Differential	2
6	21-7690	Gear-Pinion	2
7	21-7730	Washer-Thrust	2
†8		Pinion-Drive	1
9	43-6760	Cone-Bearing, tapered	1
10	43-6750	Cup-Bearing, Tapered	1
11	92-1773	Screw-HH	4
13	32144-112	Screw-Thread Forming	8
14	86-7230	Gear-Spur	1
15	43-6710	Diff. Adjust. Shim .003	A/R
16	43-6711	Diff. Adjust. Shim .005	A/R
17	43-6712	Diff. Adjust. Shim .010	A/R
18	43-6713	Diff. Adjust. Shim .030	A/R
19	3210-8	Screw-HH	8
20	71-4350	Nut	1
21	83-5130	Spacer-Pinion	1
22	72-3570	Shim .094-Diff. Adjust.	A/R
*	72-3571	Shim .096-Diff. Adjust.	A/R
*	72-3572	Shim .098-Diff. Adjust.	A/R
22	72-3573	Shim .100-Diff. Adjust.	A/R

Ref. No.	Part No.	Description	No. Used
*	72-3574	Shim .102-Diff. Adjust.	A/R
*	72-3575	Shim .104-Diff. Adjust.	A/R
*	72-3576	Shim .106-Diff. Adjust.	A/R
*	72-3577	Shim .108-Diff. Adjust.	A/R
*	72-3578	Shim .110-Diff. Adjust.	A/R
*	72-3580	Shim .112-Diff. Adjust.	A/R
*	72-3581	Shim .114-Diff. Adjust.	A/R
*	72-3582	Shim .116-Diff. Adjust.	A/R
*	72-3583	Shim .118-Diff. Adjust.	A/R
*	72-3584	Shim .120-Diff. Adjust.	A/R
*	72-3585	Shim .125-Diff. Adjust.	A/R
*	72-3586	Shim .127-Diff. Adjust.	A/R
*	72-3587	Shim .129-Diff. Adjust.	A/R
*	72-3588	Shim .131-Diff. Adjust.	A/R
*	72-3590	Shim .133-Diff. Adjust.	A/R
*	72-3591	Shim .135-Diff. Adjust.	A/R
*	72-3592	Shim .137-Diff. Adjust.	A/R
*	72-3593	Shim .139-Diff. Adjust.	A/R
*	72-3594	Shim .141-Diff. Adjust.	A/R
*	72-3595	Shim .143-Diff. Adjust.	A/R
*	72-3596	Shim .145-Diff. Adjust.	A/R
*	72-3597	Shim .147-Diff. Adjust.	A/R
*	72-3598	Shim .149-Diff. Adjust.	A/R

*Not Illustrated

†Not Serviced Separately



T-1315-1

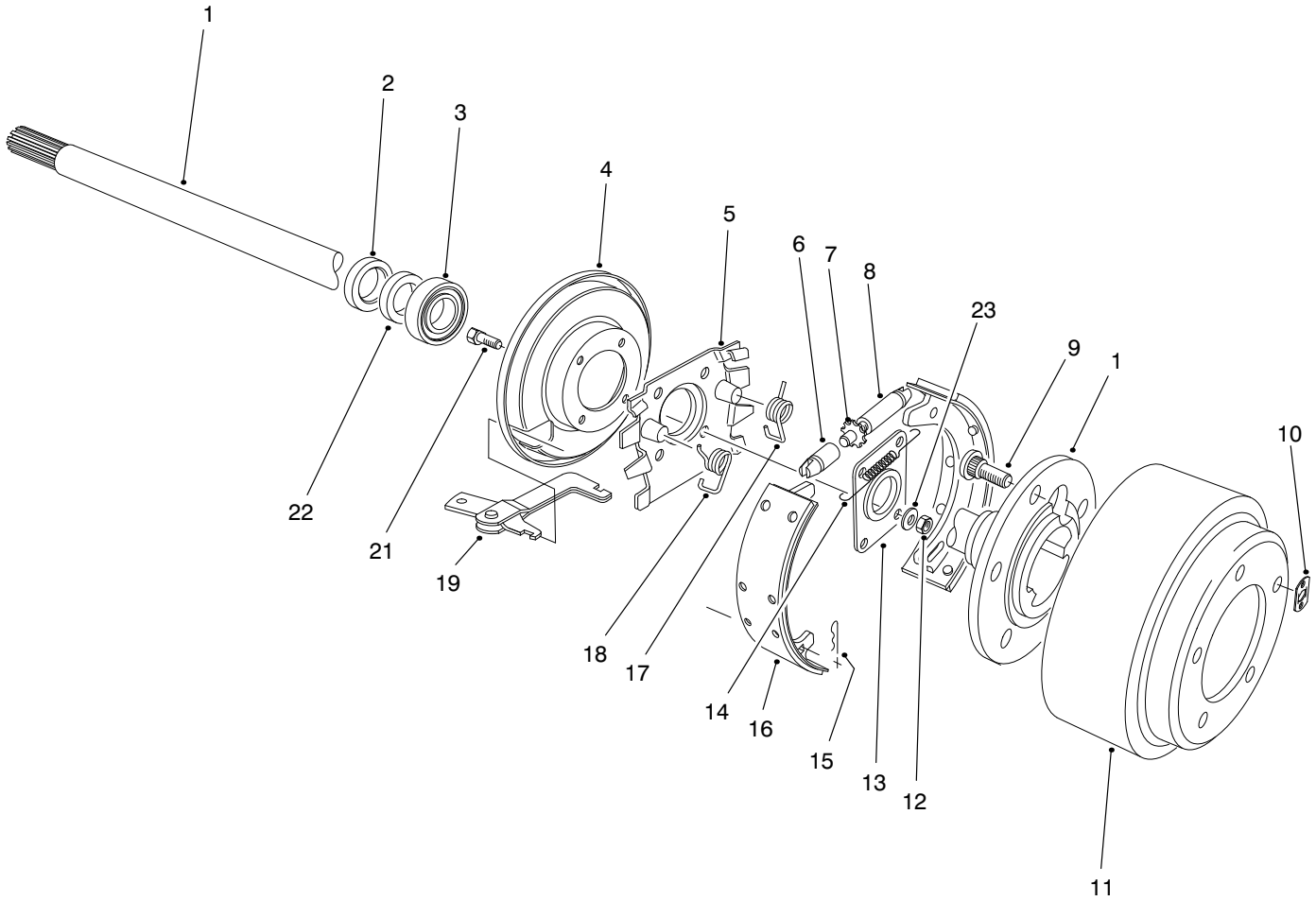
FRONT AXLE ASSEMBLY NO. 94-6933 (Continued)

Ref. No.	Part No.	Description	No. Used
22	72-3600	Shim .151-Diff. Adjust.	A/R
23	254-91	Cone-Bearing	1
24	21-8390	Cup-Bearing	1
25	21-8020	Spacer-Front Pinion	1
26	93-3619	Upper Housing (Incl. Ref. #11)	1
27	254-66	Cup-Tapered Bearing	2
28	254-65	Cone-Tapered Bearing	2
†29		Gear-Ring	1
30	21-7710	Pin-Roll	1
31	21-7700	Shaft-Pinion Mate	1
32	21-7770	Screw-Drive Gear	5
33	21-7670	Case-Differential	1

Ref. No.	Part No.	Description	No. Used
34	75-0721	Housing-Lower	1
35	21-8120	Diff. Adjust. Shim .030	A/R
36	21-8110	Diff. Adjust. Shim .010	A/R
37	21-8100	Diff. Adjust. Shim .005	A/R
38	21-8090	Diff. Adjust. Shim .003	A/R
39	72-9420	Asm-Vent Tube	1
40	83-4910	Coupler-Pinion	1
41	71-4330	Seal	1
*	93-3618	Asm-Gear & Pinion (Incl. Ref. #8 & 29)	1
*	93-3617	Asm-Differential (Incl. Ref. #4-10, 14-33, 35-38, 40 & 41)	1

*Not Illustrated

†Not Serviced Separately



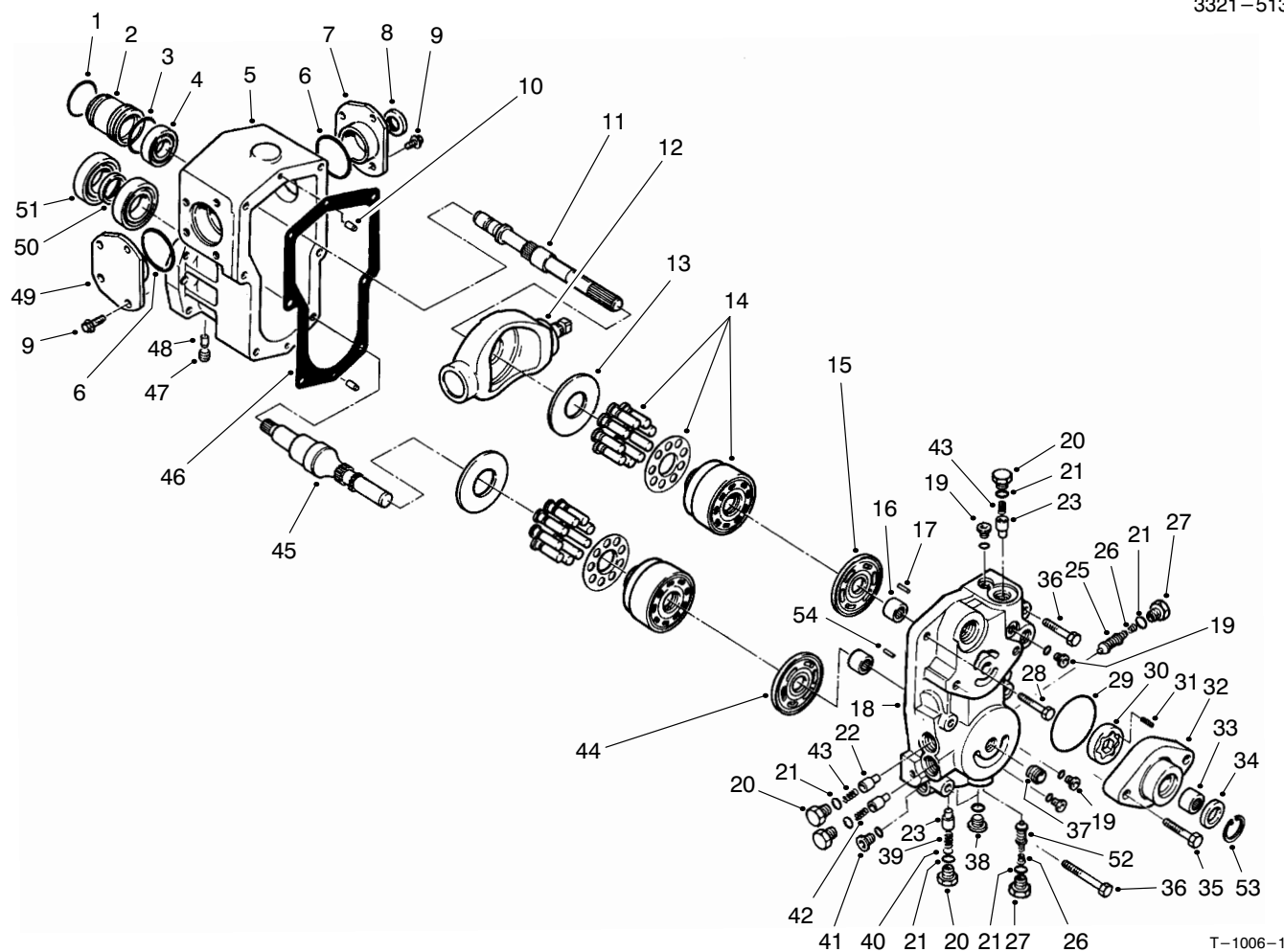
T-2664

BRAKE ASSEMBLY

Ref. No.	Part No.	Description	No. Used
1	27-6862	Shaft-Axle, Flanged LH	1
*	27-6852	Shaft-Axle, Flanged RH	1
2	92-1774	Seal-Oil	2
3	21-8180	Bearing	2
4	21-9450	Shield-Dust	2
5	43-6810	Spider-Torque	2
6	21-9390	Socket-Adjusting Screw	2
7	21-9370	Screw-Adjusting	2
8	21-9380	Nut-Pivot	2
9	242-34	Stud-Flange, Axle	10
10	21-8360	Clip-Retaining	2
11	28-0680	Drum-Brake	2
12	94-6935	Nut-Lock	8

Ref. No.	Part No.	Description	No. Used
13	28-0670	Seal-Oil	2
14	21-9440	Spring-Adjusting Screw	2
15	21-9460	Retainer-Brake, Parking	4
16	84-8590	Asm-Shoe & Lining	4
17	21-9420	Spring-Shoe Return, LH	2
18	21-9430	Spring-Shoe Return, RH	2
19	24-9180	Lever, Brake, Parking	2
21	94-6934	Screw-HSH	8
22	24-8840	Ring-Bearing, Wheel	2
23	94-6936	Washer-Flat	8
*	84-8600	Set of Lined Brake Shoes	1
*	92-8775	Kit-Gasket, Liquid	1

*Not Illustrated



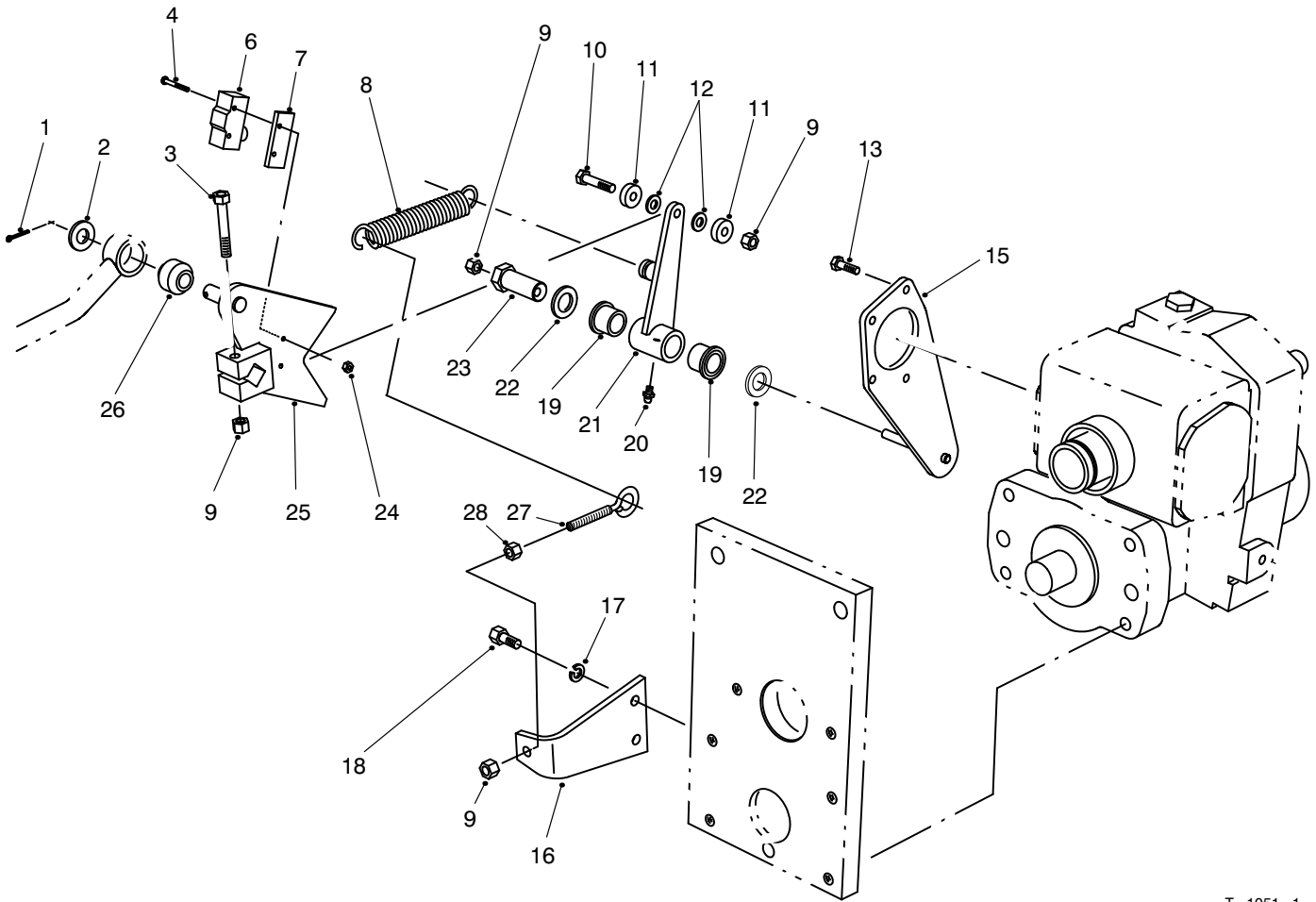
T-1006-1

TRANSMISSION ASSEMBLY NO. 75-0012

Ref. No.	Part No.	Description	No. Used
1	75-0430	Ring-Retaining	1
2	75-0150	Guide-Seal	1
3	75-0410	O-Ring	1
4	75-0520	Bearing-Ball	1
5	75-0020	Housing	1
6	75-0210	O-Ring	2
7	86-7520	Asm-Trunnion Cover RH	1
8	75-0230	Seal-Lip	1
9	75-0090	Screw-HH	8
10	75-0480	Pin	2
11	86-7540	Shaft-Pump	1
12	75-0390	Plate-Swash	1
13	75-0400	Plate-Thrust	2
14	75-0470	Kit-Cylinder Block	2
15	75-0380	Plate-Valve	1
16	75-0500	Bearing-Needle	2
17	75-0510	Pin	1
18	75-0040	Center Section	1
19	75-0170	Plug-Straight Thread	4
20	75-0060	Plug	4
21	75-0240	O-Ring	6
22	75-0290	Spring	2
23	75-0260	Valve-Relief	4
24	75-0130	Screw-HH	3
25	93-0097	Valve-SCR	1
26	75-0140	Spring-Conical	1
27	75-0190	Plug-Special	2

Ref. No.	Part No.	Description	No. Used
28	75-0120	Screw-HH	1
29	75-0370	O-Ring	1
30	75-0360	Gerotor	1
31	75-0350	Pin	1
32	83-4780	Housing-Charge Pump	1
33	75-0340	Bearing-Needle	1
34	75-0330	Seal-Lip	1
35	75-0110	Screw-HH	2
36	75-0180	Screw-HH	2
37	75-0320	Nipple	1
38	75-0200	Plug-Straight Thread	2
39	75-0270	Spring	1
40	75-0310	Shim	1
41	75-0070	Plug	1
42	75-0280	Spring	1
44	93-0083	Plate-Valve	1
45	75-0440	Shaft-Motor	1
46	75-0030	Gasket-Housing	1
47	75-0160	Plug-Pipe	1
48	75-0220	Pin	2
49	86-7530	Asm-Trunnion Cover LH	1
50	75-0450	Collar	1
51	75-0460	Bearing-Ball	2
52	75-6930	Valve-SCR	1
53	32120-74	Ring-Retaining	1
54	75-0250	Pin-Slotted	1

*Not Illustrated

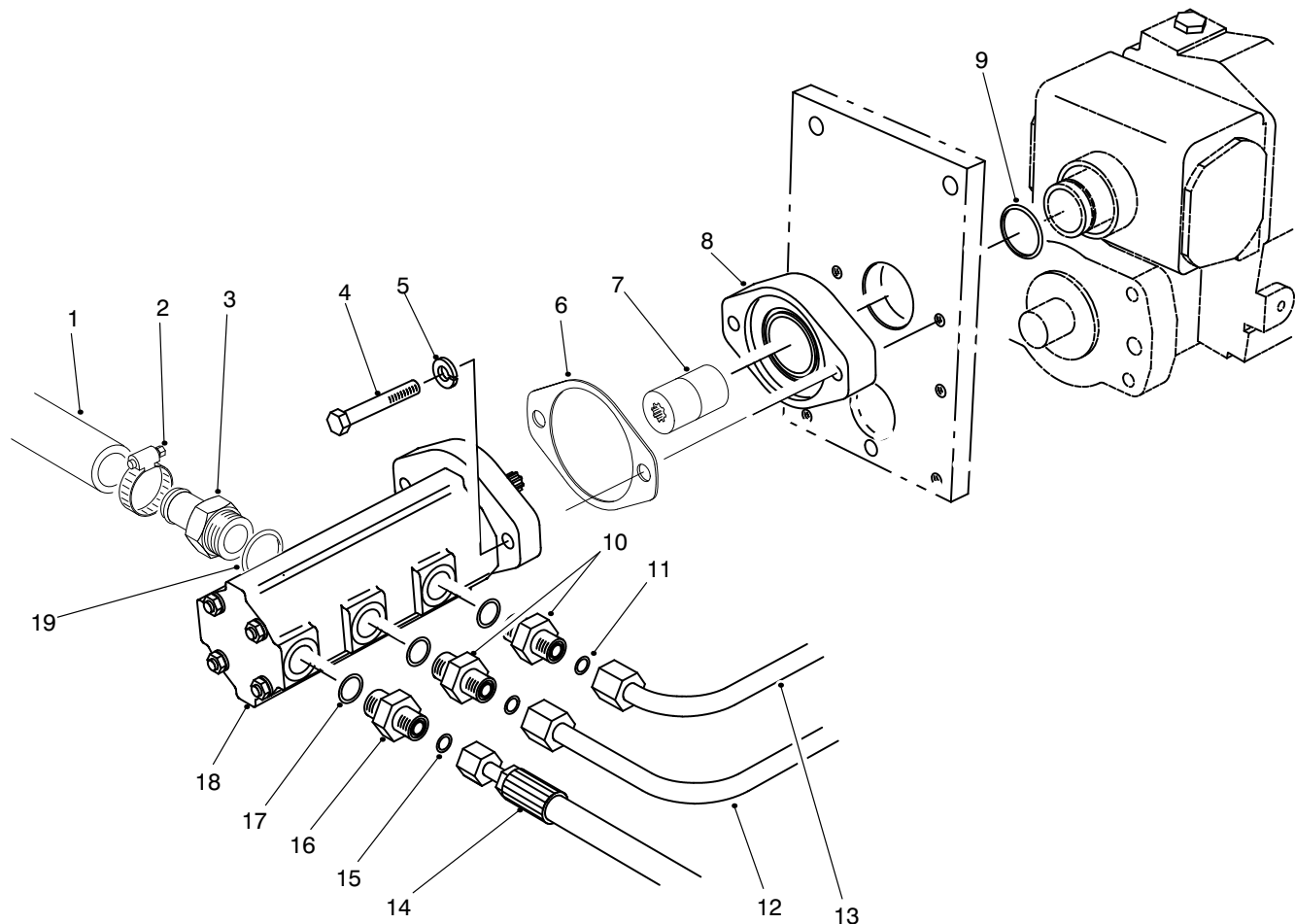


T-1051-1

TRACTION CONTROL ASSEMBLY

Ref. No.	Part No.	Description	No. Used
1	3272-10	Pin-Cotter	1
2	3256-26	Washer-Flat	1
3	322-10	Screw-HH	1
4	32105-21	Screw	2
6	29-6162	Switch-Neutral	1
7	75-4130	Plate-Switch	1
8	76-9430	Spring-Extension	1
9	3296-29	Nut-Lock	4
10	322-7	Screw-HH	1
11	251-259	Bearing-Ball	2
12	75-5470	Spacer	2
13	32144-22	Screw-HH	4
15	75-4080	Plate-Traction	1
16	85-9900	Plate-Spring Anchor	1

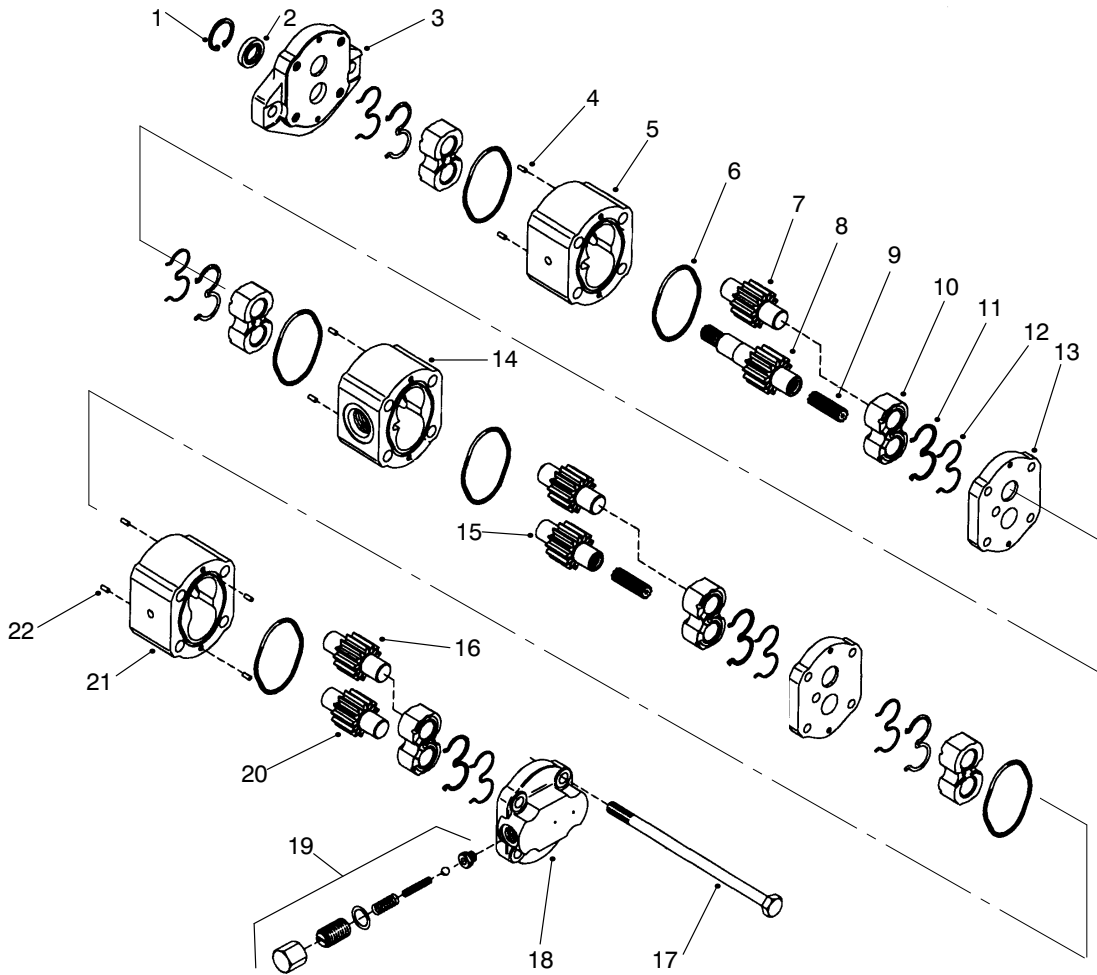
Ref. No.	Part No.	Description	No. Used
17	3253-4	Washer-Lock	2
18	322-3	Screw-HH	2
19	256-113	Bushing-Flange	2
20	302-5	Fitting-Grease	1
21	92-2581	Asm-Switch Arm (Incl. Ref. #19 & 20)	1
22	3-6498	Washer-Thrust	2
23	76-8640	Stud-Traction	1
24	3296-9	Nut-Hex.	2
25	75-4100	Control-Pump	1
26	23-2270	Bushing-Rubber	1
27	85-9910	Eyebolt	1
28	3217-6	Nut-Hex.	1



T-1928-1

GEAR PUMP INSTALLATION ASSEMBLY

Ref. No.	Part No.	Description	No. Used	Ref. No.	Part No.	Description	No. Used
1	75-6870	Hose-Suction	1	11	237-30	O-Ring	2
2	2412-34	Clamp-Hose	1	12	93-3643	Tube-Hydraulic	1
3	354-78	Fitting-Hydraulic (Incl. Ref. #19)	1	13	93-3642	Tube-Hydraulic	1
4	323-12	Screw-HH	2	14	75-6240	Hose-Hydraulic	1
5	3253-5	Washer-Lock	2	15	237-22	O-Ring	1
6	93-3604	Gasket	1	16	340-3	Fitting-Hydraulic Straight (Incl. Ref. #15 & 17)	1
7	93-1396	Coupler-Trans.	1	17	237-79	O-Ring	3
8	75-4400	Adaptor-Transmission	1	18	93-1376	Asm-Pump, Gear	1
9	237-163	O-Ring	1	19	237-146	O-Ring	1
10	340-4	Fitting-Hydraulic Straight (Incl. Ref. #11 & 17)	2				



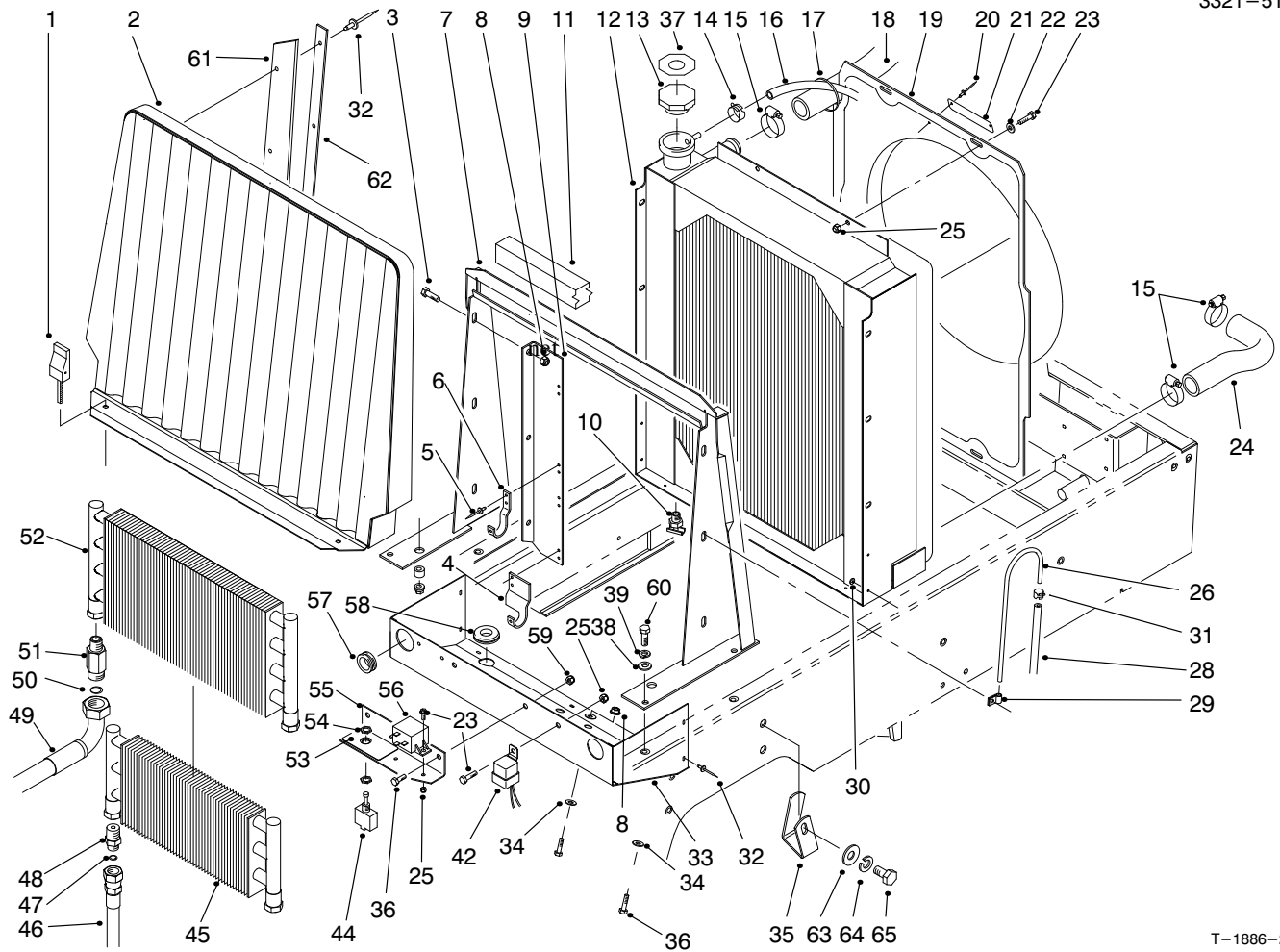
T-1935-1

HYDRAULIC PUMP NO. 93-1376

Ref. No.	Part No.	Description	No. Used
1		Ring-Retaining	1
2		Seal-Shaft	1
3		Flange	1
4	93-4278	Pin-Dowel	4
5		Housing	1
6		O-Ring	2
7		Gear-Idler	1
8		Gear-Drive	1
9	93-4280	Coupling	2
10		Bearing	2
11		E-Seal	2
12		Ring-Backup	2
13	93-4279	Plate-Distance	2
14		Housing	1
15		Gear-Idler	1
16		Gear-Idler	1
17	93-4283	Bolt	4

Ref. No.	Part No.	Description	No. Used
18	93-4282	Block-Valve	1
19	93-4277	Kit-Valve	1
20		Gear-Idler	1
21		Housing	1
22	93-4281	Pin-Dowel	4
*	93-4268	Kit-Flange (Incl. Ref. #1-3)	1
*	93-4269	Kit-Housing, Section 1 (Incl. Ref. #6, 7, 10-12, 14 & 15)	1
*	93-4270	Kit-Housing, Section 2 (Incl. Ref. #5-8, & 10-12)	1
*	93-4271	Kit-Housing, Section 3 (Incl. Ref. #6, 10-12, 16, & 20-21)	1
*	93-4272	Kit-Individual Pieces (Incl. Ref. #2, 6, 11, & 12)	1

*Not Illustrated

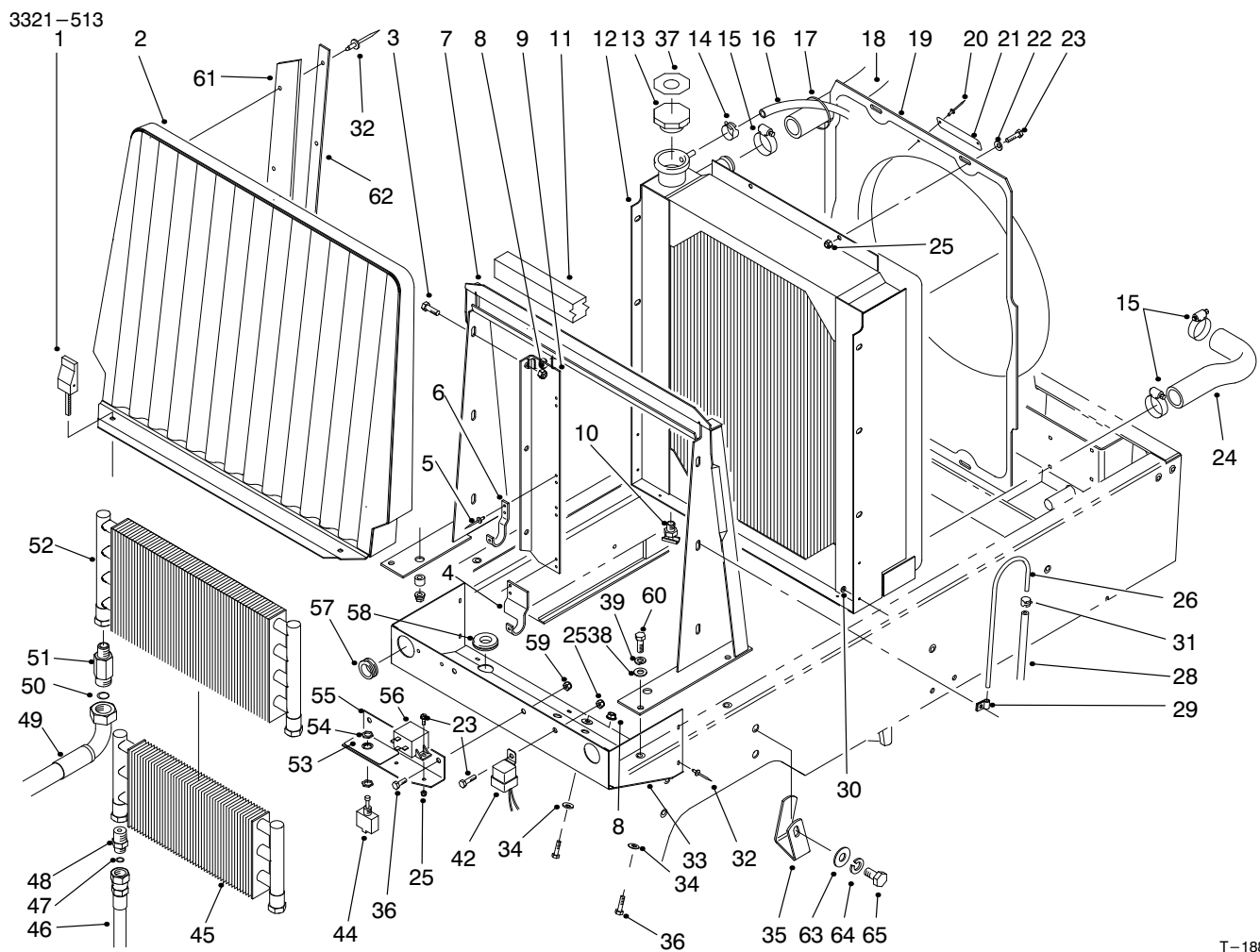


T-1886-2

RADIATOR ASSEMBLY

Ref. No.	Part No.	Description	No. Used	Ref. No.	Part No.	Description	No. Used
1	93-1374	Latch-Swell	2	21	98-9335	Plate-Caution	1
2	93-0032	Housing-Front Screen	1	22	3256-22	Washer-Flat	4
3	3234-5	Screw-Whiz Lock	6	23	321-4	Screw-HH	7
4	93-0090	Bracket-Mount RH, Cooler	1	24	98-4512	Hose-Radiator Lower	1
*4	93-0089	Bracket-Mount LH, Cooler	1	25	3296-42	Nut-Lock	7
5	3269-15	Rivet-Pop	8	26	66-3180	Tube-Vent	1
6	75-0930	Hook-Oil Cooler	4	28	75-4701	Hose-Fuel Vent	1
7	98-9317	Support-Radiator	1	29	2412-103	Clamp-R	2
8	32128-20	Nut-Whiz	8	30	3269-10	Washer-Back-up	7
9	93-0030	Asm-Cooler Mount RH (Incl. Ref. #4-6)	1	31	2412-98	Clamp-Hose	1
*	93-0071	Asm-Cooler Mount LH (Incl. Ref. #*4-6)	1	32	3269-13	Rivet-Pop	17
10	304-46	Drain-Radiator	1	33	93-0025	Shield-Radiator	1
11	93-0005	Strip-Foam, Top	1	34	3256-2	Washer-Flat	4
12	98-4507	Radiator	1	35	98-4591	Clamp-Hose LH	1
13	66-3240	Cap-Radiator	1	*	98-4592	Clamp-Hose RH	1
14	92-2379	Clamp-Hose	1	36	322-2	Screw-HH	4
15	2412-34	Clamp-Hose	4	37	93-7840	Decal-Radiator Cap	1
16	75-2851	Hose-Expansion Tank	1	38	3256-23	Washer-Flat	4
17	3290-378	Tie-Cable	1	39	3253-4	Washer-Lock	4
18	98-4511	Hose-Radiator Upper	1	42	63-7590	Relay-Starter	1
19	98-4571	Shroud-Fan	1	44	75-1020	Switch-Backlap (Incl. Ref. #54)	1
20	3290-271	Rivet-Pop	2	45	24-0760	Exchanger-Heat	1

*Not Illustrated

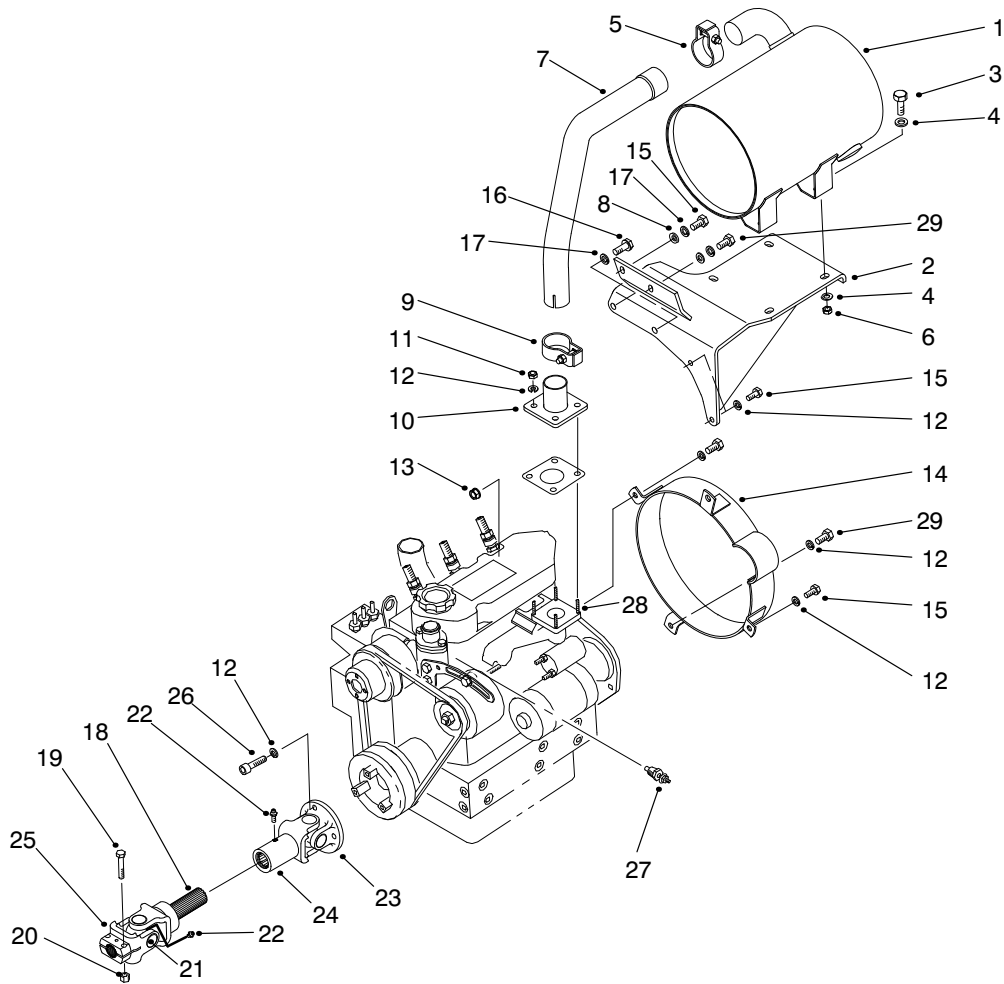


T-1886-2

RADIATOR ASSEMBLY (Continued)

Ref. No.	Part No.	Description	No. Used	Ref. No.	Part No.	Description	No. Used
46	93-0076	Hose-Trans. to Cooler	1	54	218-498	Nut-Lock	2
*	93-0075	Hose-Trans. to Cooler	1	55	75-3390	Bracket-Backlap	1
47	237-22	O-Ring	2	56	66-8800	Relay-Glow Plug	1
48	340-124	Fitting-Straight (Incl. Ref. #47)	2	57	240-3	Grommet	2
49	93-0077	Hose-Cooler, RH	1	58	93-0082	Grommet	2
*	93-0078	Hose-Cooler, LH	1	59	3296-29	Nut-Lock	2
50	237-65	O-Ring	2	60	322-5	Screw-HH	4
51	92-4999	Fitting-Hydraulic 90° (Incl. Ref. #50)	2	61	93-3623	Strip-Sealing, Radiator	2
52	75-1040	Cooler-Oil	1	62	93-3624	Plate-Retaining	2
53	93-6684	Decal-Backlap	1	63	3256-26	Washer-Flat	2
				64	3253-7	Washer-Lock	2
				65	325-2	Screw-HH	2

*Not Illustrated

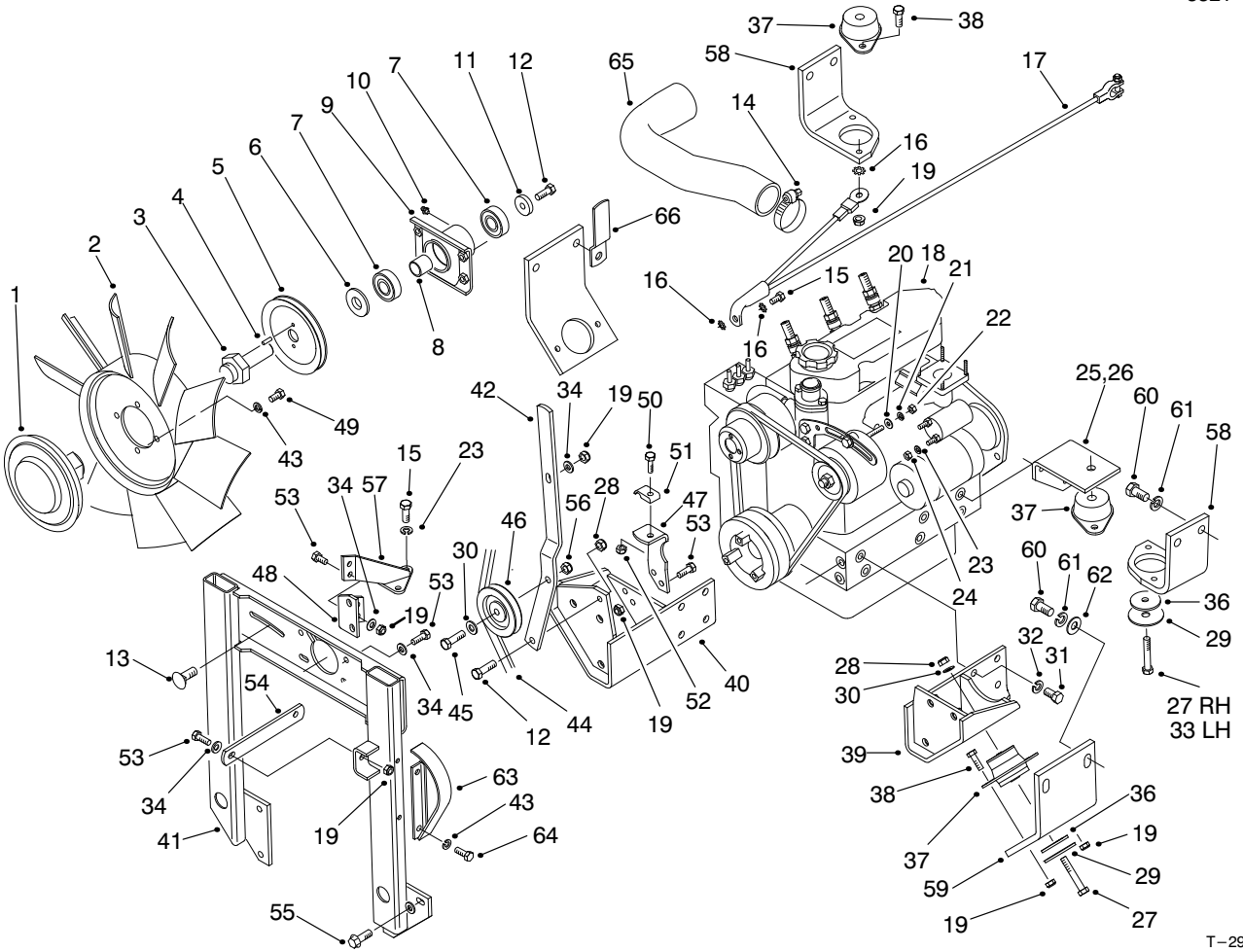


T-2900-2

MUFFLER & PUMP DRIVE ASSEMBLY

Ref. No.	Part No.	Description	No. Used	Ref. No.	Part No.	Description	No. Used
1	98-4516	Muffler	1	18	98-9765	Yoke-Shaft	1
2	98-4555	Bracket-Muffler	1	19	322-9	Screw-HH	2
3	323-6	Screw-HH	4	20	3296-29	Nut-Lock	2
4	3256-4	Washer-Flat	8	21	98-9766	Kit-U-Joint	1
5	98-9310	Clamp-Muffler	1	22	302-5	Fitting-Grease	2
6	3296-39	Nut-Lock	4	23	98-9769	Yoke-Flange	1
7	98-4523	Tube-Exhaust	1	24	98-9767	Yoke-Slip Tube	1
8	33095-00	Washer-Flat	2	25	98-9768	Yoke-End	1
9	98-9309	Clamp-Muffler	1	26	98-9322	Screw-HSH	3
10	98-4527	Pipe-Engine Exhaust	1	27	98-9346	Send-Temp	1
11	33014-00	Nut-Lock	4	28	42-9560	Stud	4
12	42-9850	Washer-Lock	9	29	33114-020	Screw-HH	2
13	33024-00	Nut-Lock	1	*	98-4593	Asm-Drive Shaft (Incl. Ref. #18, 21-25)	1
14	98-4564	Guard-Flywheel	1	*	75-6880	Screen-Spark Arrester (Optional)	1
15	33114-025	Screw-HH	5				
16	43-0090	Screw-HH	2				
17	42-9600	Washer-Lock	2				

*Not Illustrated

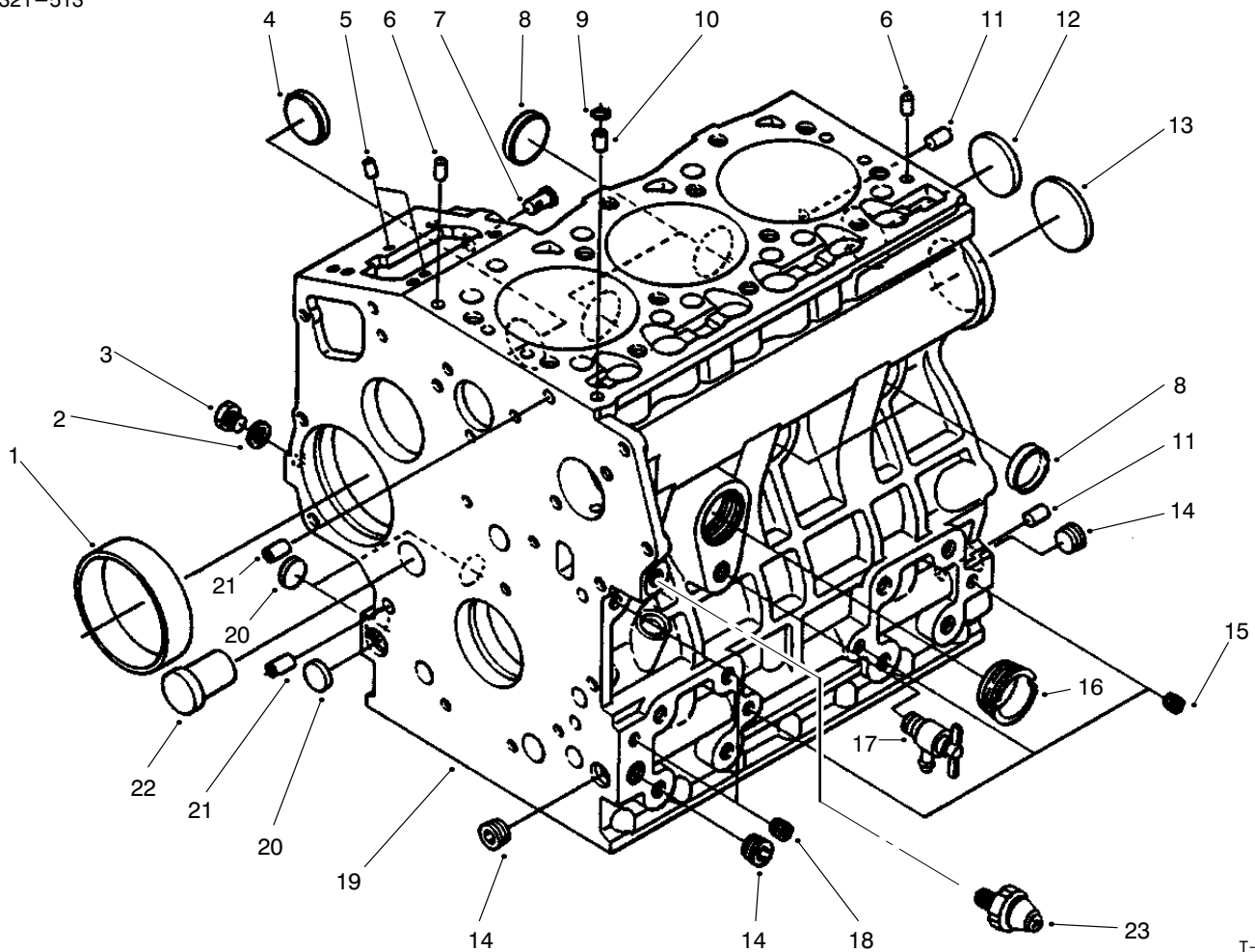


T-2901

ENGINE INSTALLATION ASSEMBLY (Continued)

Ref. No.	Part No.	Description	No. Used
47	98-4560	Bracket-Mount, Throttle	1
48	98-4577	Bracket-Support, Fan	1
49	322-2	Screw-HH	4
50	321-4	Screw-HH	1
51	3-6657	Clamp-Cable	1
52	3296-42	Nut-Lock	1
53	322-4	Screw-HH	9
54	98-4547	Plate-Mount, Fan	1
55	3234-29	Screw-HHF	6
56	3296-59	Nut-Lock	1

Ref. No.	Part No.	Description	No. Used
57	98-9333	Bracket-Mount, Fan	1
58	98-4513	Bracket-Eng. Left Rear	2
59	93-0095	Bracket-Eng. Front	2
60	3213-2	Screw-HH	8
61	3253-7	Washer-Lock	8
62	3256-40	Washer-Flat	4
63	98-4561	Shield-Alternator	1
64	32144-14	Screw-HH	2
65	98-4510	Hose-Air Cleaner	1
66	98-4594	Clamp-Retainer	1

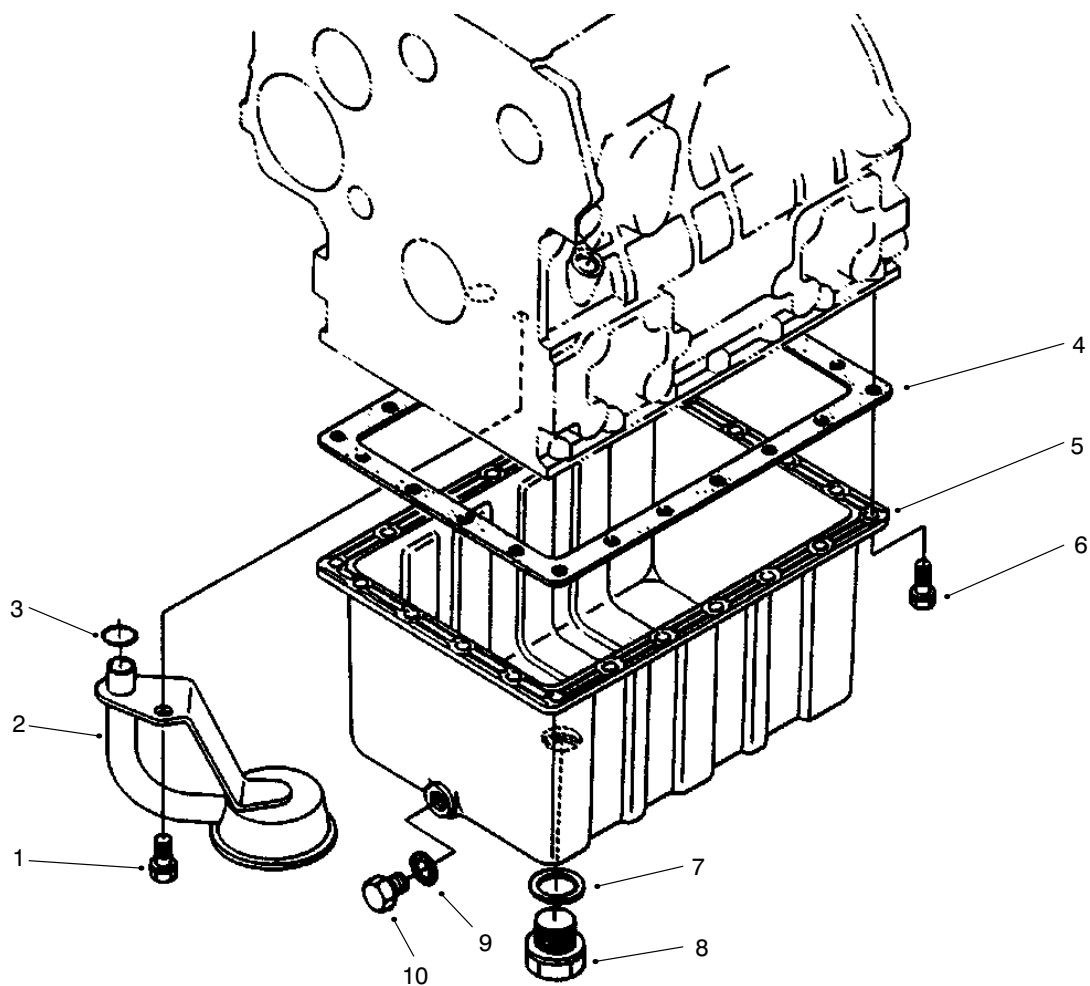


T-2906

CRANKCASE ASSEMBLY

Ref. No.	Part No.	Description	No. Used
1	98-9656	Bushing-Governor, Gear	1
2	98-7428	Gasket	1
3	98-7507	Plug	1
4	98-9599	Plug	1
5	98-9375	Pin-Straight	2
6	98-9376	Pin-Straight	2
7	98-9630	Pin-Start Spring	1
8	98-9398	Cap-Sealing	4
9	98-7509	O-Ring	1
10	98-9539	Pin-Pipe	1
11	98-9377	Pin-Straight	2
12	98-7539	Cap-Sealing	1
13	98-9668	Plug	1

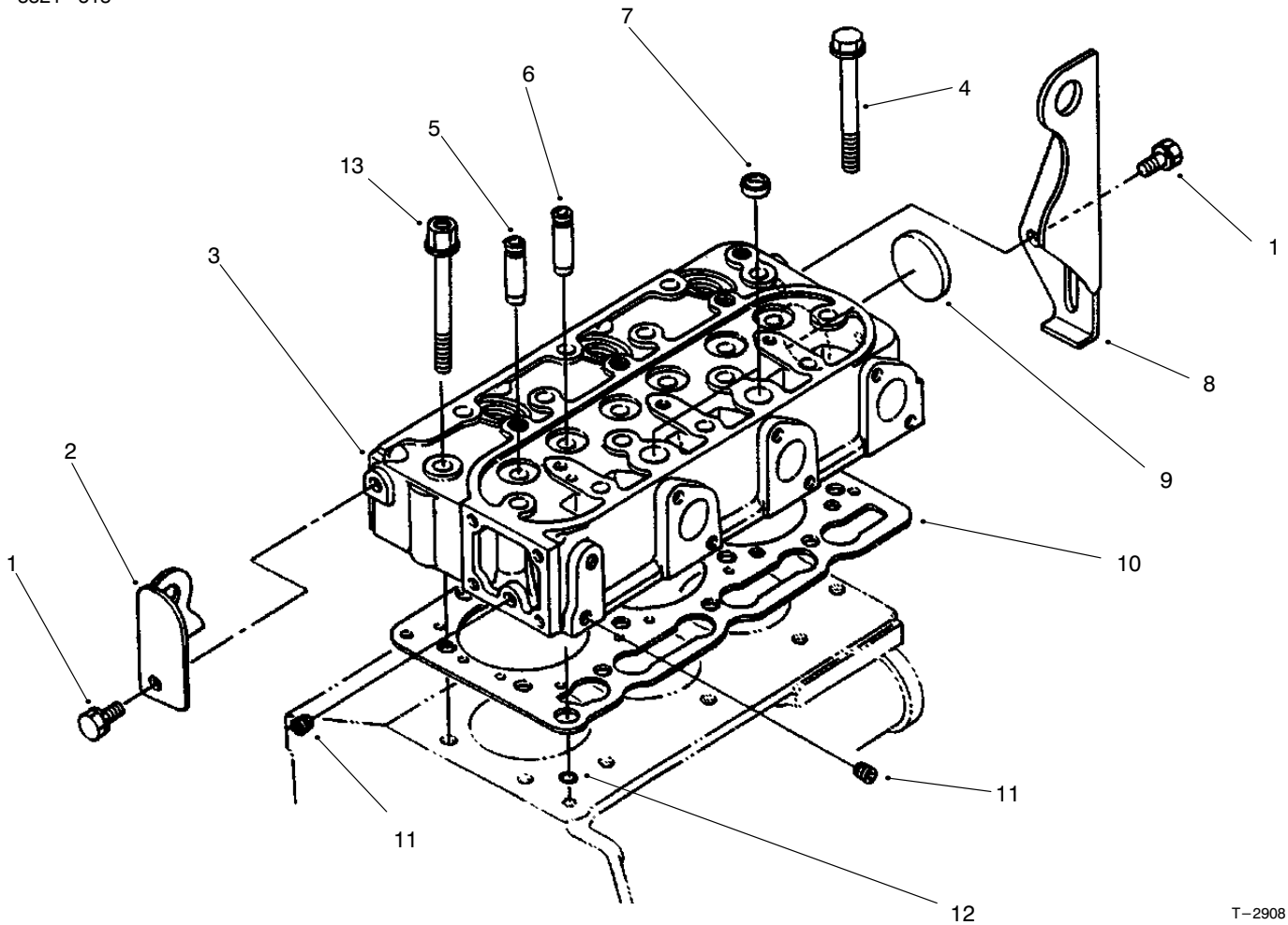
Ref. No.	Part No.	Description	No. Used
14	98-9597	Plug	3
15	98-7540	Plug	3
16	98-9667	Plug	1
17	98-9436	Asm-Cock, Drain	1
18	98-7487	Plug	2
19	98-9604	Asm-Crankcase (Incl. Ref. #1-8, 10-16, 18 & 20-22)	1
20	98-9379	Plug	3
21	98-9387	Pin-Pipe	2
22	98-9675	Plug	1
23	98-9416	Switch	1



T-2907

OIL PAN ASSEMBLY

Ref. No.	Part No.	Description	No. Used	Ref. No.	Part No.	Description	No. Used
1	98-9358	Bolt	1	6	98-9350	Bolt	22
2	98-9538	Filter-Oil	1	7	98-9399	Gasket	1
3	98-7527	O-Ring	1	8	98-7523	Plug-Drain	1
4	98-9646	Gasket-Oil Pan	1	9	98-7524	Gasket	1
5	98-9685	Oil Pan	1	10	98-9386	Plug	1

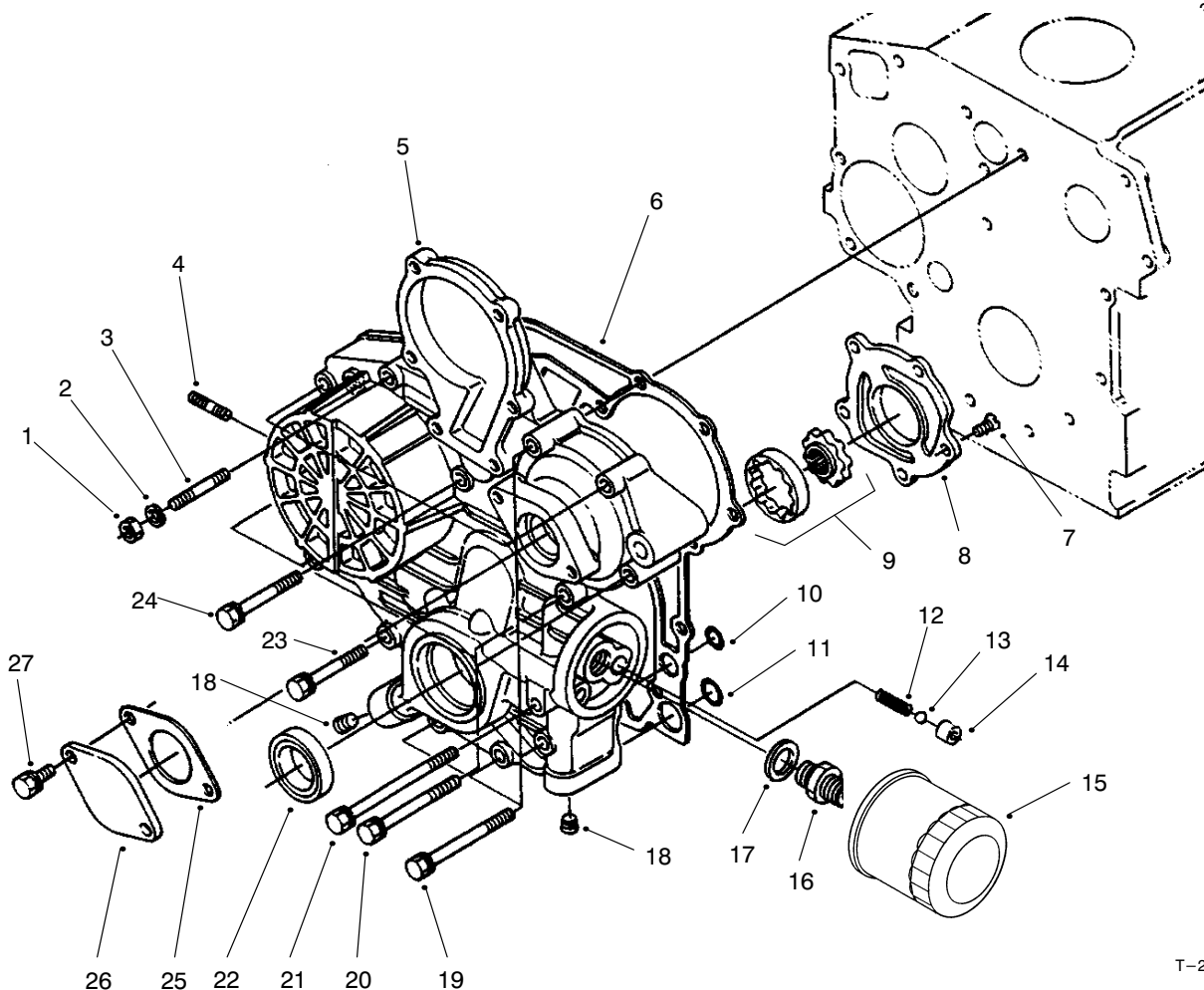


T-2908

CYLINDER HEAD ASSEMBLY

Ref. No.	Part No.	Description	No. Used
1	98-7585	Bolt	2
2	98-9477	Hook-Engine	1
3	98-9460	Asm-Cylinder Head (Incl. Ref. #5-7, 9 & 11)	1
4	98-9479	Bolt-Cylinder Head	12
5	98-9499	Guide-Inlet Valve	3
6	98-9500	Guide-Exhaust Valve	3

Ref. No.	Part No.	Description	No. Used
7	98-9389	Cap-Sealing	2
8	98-9478	Hook-Engine	1
9	98-9395	Cap-Sealing	1
10	98-9605	Gasket-Cylinder Head	1
11	98-7540	Plug	2
12	98-7509	O-Ring	1
13	98-9647	Bolt-Cylinder Head	2

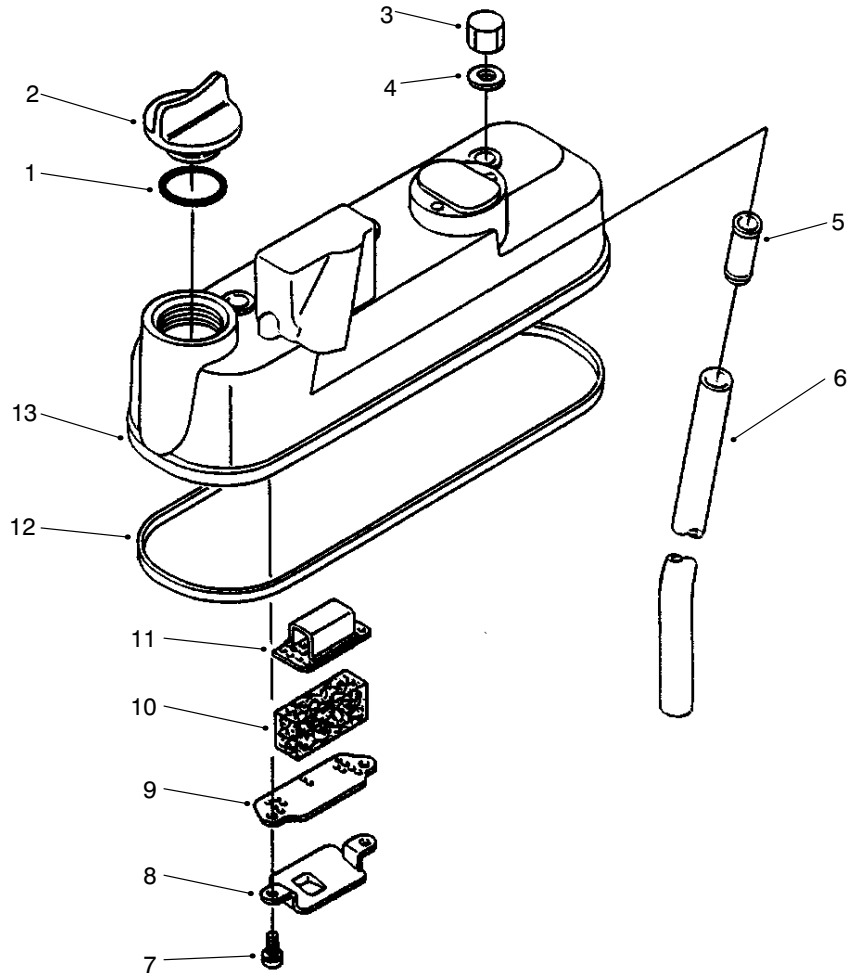


T-2909

GEAR CASE & OIL FILTER ASSEMBLY

Ref. No.	Part No.	Description	No. Used
1	98-7572	Nut	1
2	98-9367	Washer-Lock	1
3	98-9363	Stud	1
4	98-9362	Stud	2
5	98-9481	Asm-Case, Gear (Incl. Ref. #7-9, 12-14 & 16-18)	1
6	98-9633	Gasket-Gear Case	1
7	98-9592	Screw	5
8	98-9541	Cover-Oil Pump	1
9	98-9540	Asm-Rotor, Oil Pump	1
10	98-9372	O-Ring	2
11	98-7547	O-Ring	2
12	98-9544	Spring	1
13	98-9380	Ball	1

Ref. No.	Part No.	Description	No. Used
14	98-9543	Seal-Valve	1
15	98-9651	Asm-Cartridge, Oil	1
16	98-9388	Joint-Pipe	1
17	98-7562	Washer-Flat	1
18	98-9598	Plug	2
19	98-9356	Bolt	2
20	98-9355	Bolt	6
21	98-9586	Bolt	1
22	98-9482	Seal-Oil	1
23	98-9437	Bolt	1
24	98-7496	Bolt	3
25	98-9684	Gasket-Gear Case	1
26	98-9641	Cover	1
27	98-7692	Bolt	2

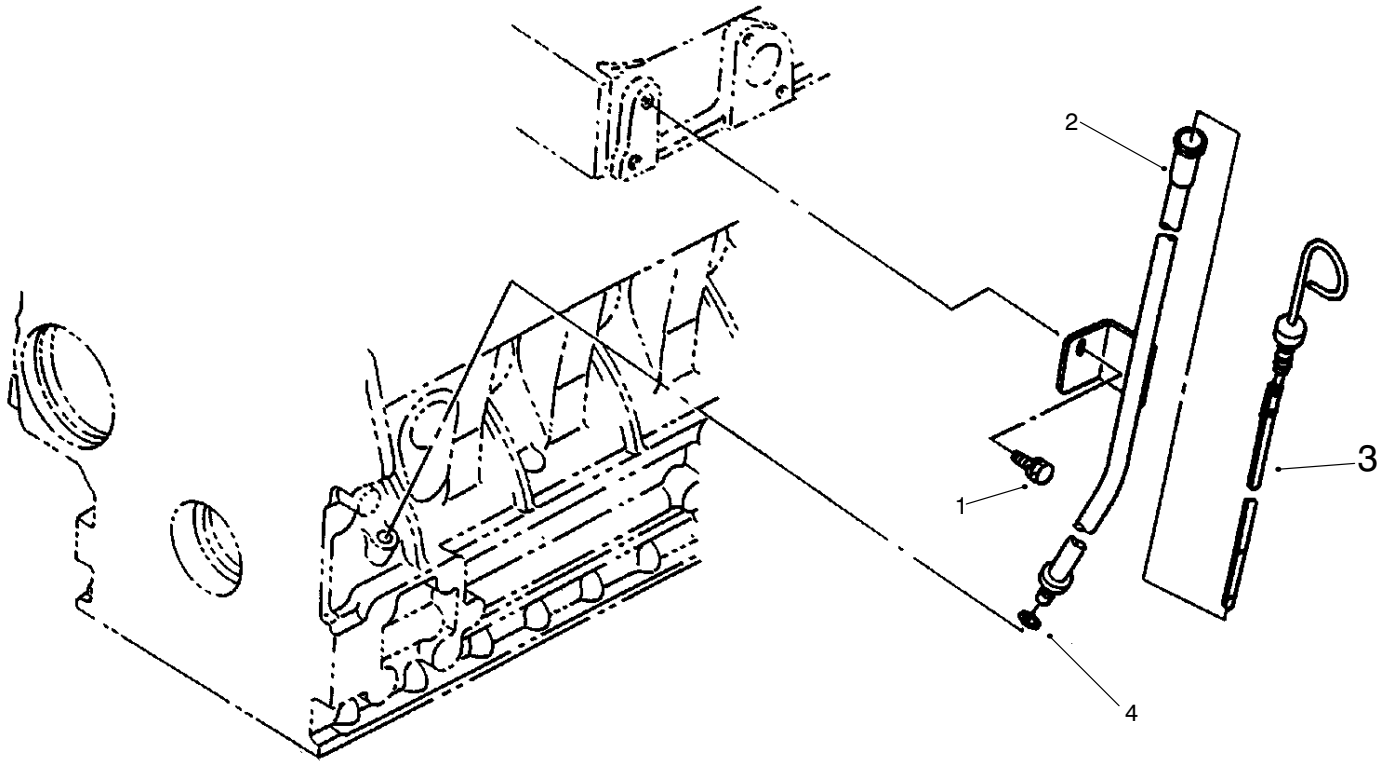


T-2910

HEAD COVER ASSEMBLY

Ref. No.	Part No.	Description	No. Used
1	98-7430	O-Ring	1
2	98-9449	Plug-Oil Filler	1
3	98-9455	Nut-Cap	3
4	98-9454	Gasket	3
5	98-9492	Joint-Breather Pipe	1
6	98-9491	Pipe-Breather	1
7	98-9364	Screw w/washer	2

Ref. No.	Part No.	Description	No. Used
8	98-9490	Oil Shield-Breather	1
9	98-9488	Plate-Breather Element	1
10	98-9493	Element-Breather	1
11	98-9489	Plate-Breather Element	1
12	98-9615	Gasket-Head Cover	1
13	98-9614	Asm-Cover, Cylinder Head (Incl. Ref. #5 & 7-12)	1



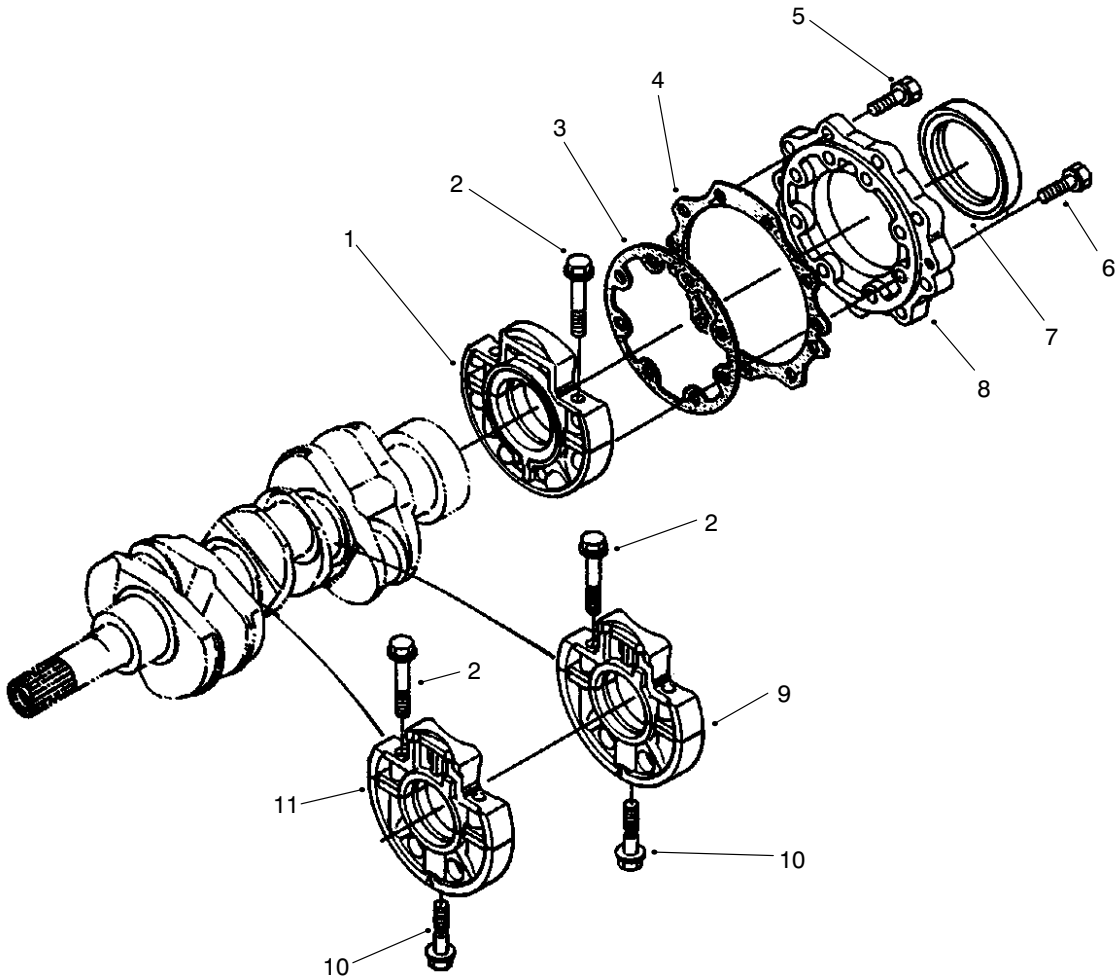
T-2911

DIPSTICK & GUIDE ASSEMBLY

Ref. No.	Part No.	Description	No. Used
1	98-7585	Bolt	1
2	98-9671	Guide-Oil Gauge	1
3	98-9670	Gauge-Oil	1

Ref. No.	Part No.	Description	No. Used
4	98-9374	O-Ring	1
*	98-9672	Asm-Guide, Oil Gauge (Incl. Ref. #2 & 4)	1

*Not Illustrated

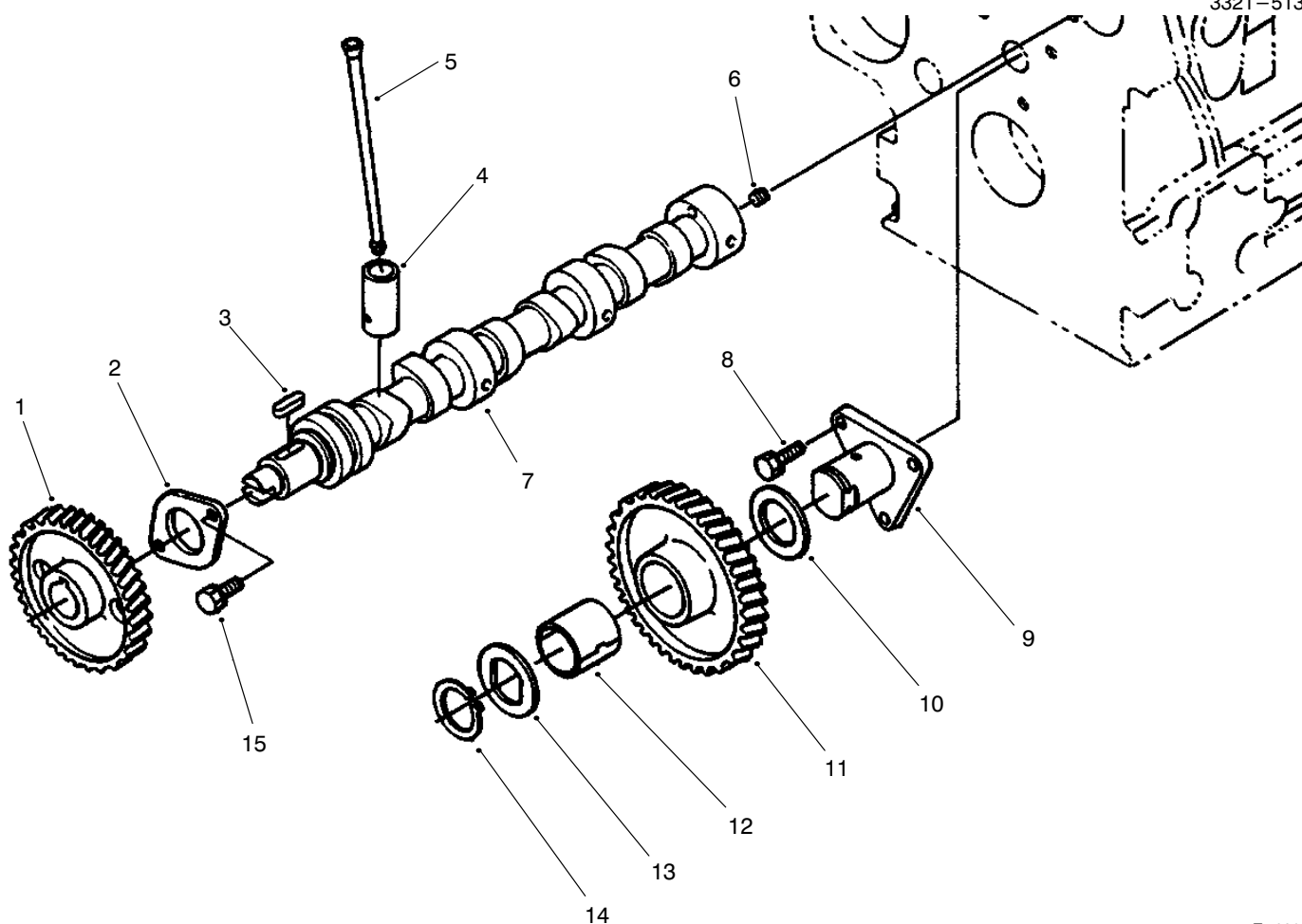


T-2912

MAIN BEARING CASE ASSEMBLY

Ref. No.	Part No.	Description	No. Used
1	98-9480	Asm-Case, Main Bearing (Incl. Ref. #2)	1
2	98-9484	Bolt-Bearing Case	6
3	98-9634	Gasket-Bearing Case	1
4	98-9635	Gasket-Bearing Case Cover	1
5	98-7568	Bolt	9
6	98-9352	Bolt	8

Ref. No.	Part No.	Description	No. Used
7	98-9483	Seal-Oil	1
8	98-9487	Cover-Bearing Case	1
9	98-9607	Asm-Case, Main Bearing (Incl. Ref. #2 & 10)	1
10	98-9485	Bolt-Bearing Case	2
11	98-9606	Asm-Case, Main Bearing (Incl. Ref. #2 & 10)	1

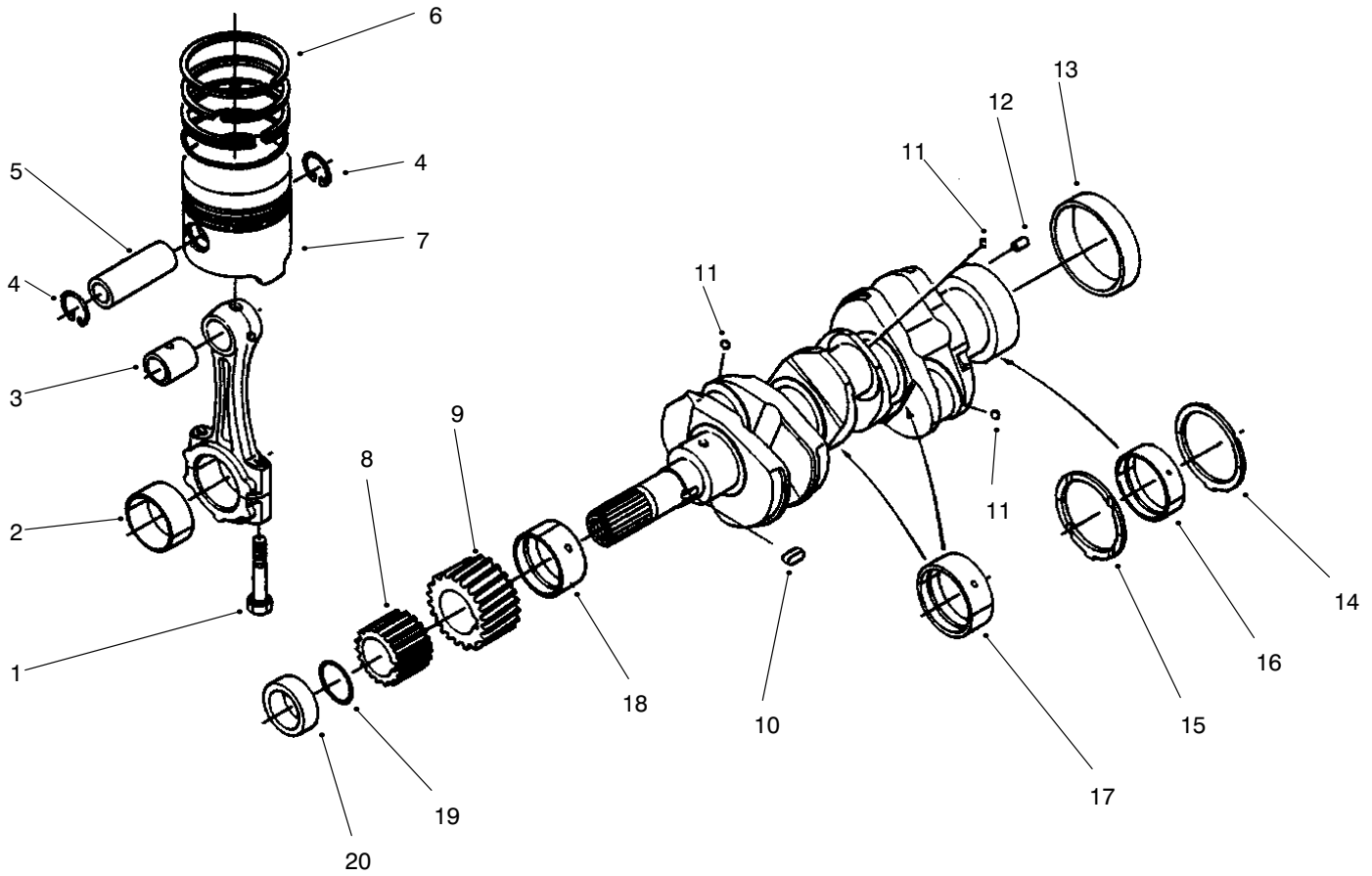


T-2913

CAMSHAFT ASSEMBLY

Ref. No.	Part No.	Description	No. Used
1	98-9512	Gear-Cam	1
2	98-9510	Stopper-Camshaft	1
3	98-9378	Key-Feather	1
4	98-9616	Tappet	6
5	98-9509	Push Rod	6
6	98-7449	Screw-Set	1
7	98-9617	Asm-Camshaft (Incl. Ref. #1-3, 6 & 15)	1
8	98-7692	Bolt	3

Ref. No.	Part No.	Description	No. Used
9	98-9533	Shaft-Gear, Idle	1
10	98-9535	Collar-Gear, Idle	1
11	98-9649	Asm-Gear, Idle (Incl. Ref. #8-14)	1
12	98-9650	Bushing-Gear, Idle	1
13	98-9536	Collar-Gear, Idle	1
14	98-9534	Clip-Circular, Idle Gear	1
15	98-9351	Bolt	2



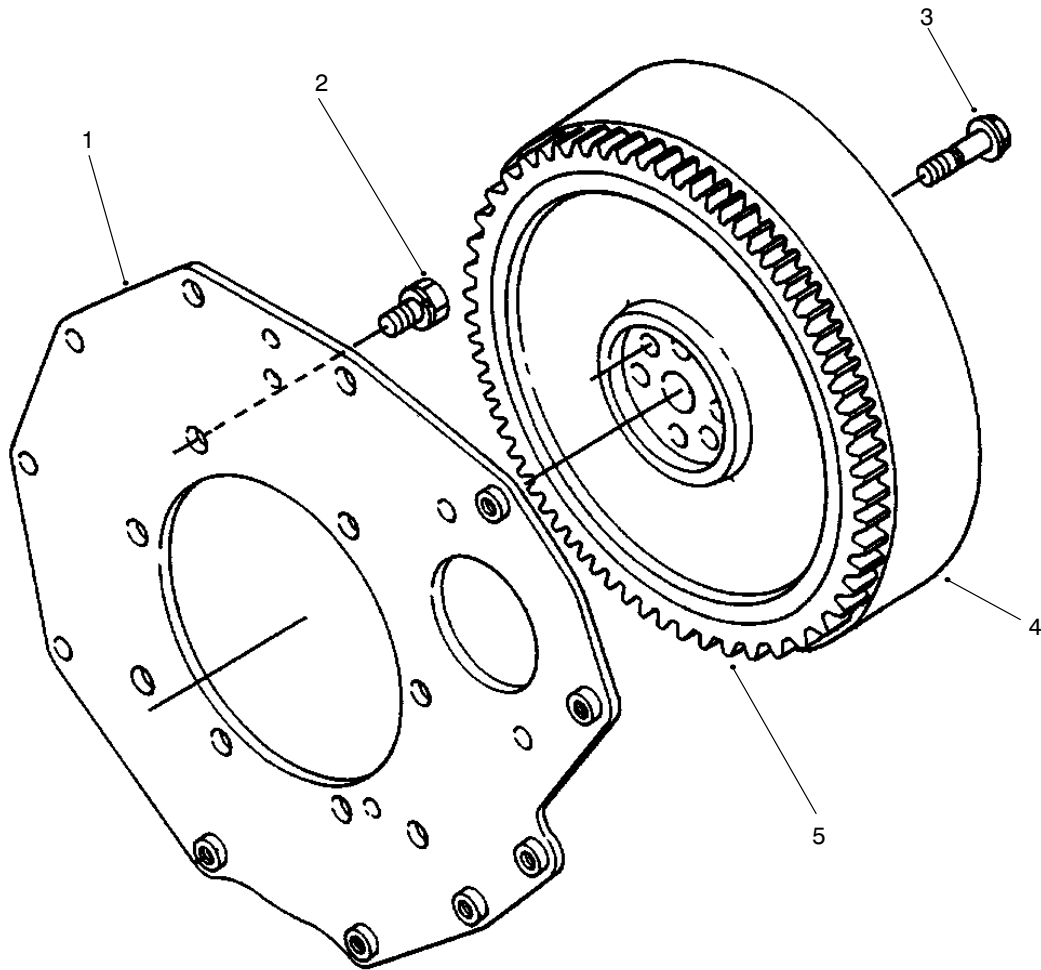
T-2914

PISTON & CRANKSHAFT ASSEMBLY

Ref. No.	Part No.	Description	No. Used
1	98-9517	Bolt-Connecting Rod	6
2	98-9518	Metal-Crankpin (Std.)	3
2	98-9519	Metal-Crankpin (0.2mm Undersize)	3
2	98-9520	Metal-Crankpin (0.4mm Undersize)	3
3	98-9515	Bushing-Piston Pin	3
4	98-9514	Clip-Circular, Piston Pin	6
5	98-9513	Pin-Piston	3
6	98-9618	Asm-Piston Ring (Std.)	3
6	98-9619	Asm-Piston Ring (0.5mm Oversize)	3
7	98-9469	Piston (Std.)	3
7	98-9470	Piston (0.5mm Oversize)	3
8	98-9542	Gear-Oil Pump Drive	1
9	98-9532	Gear-Crankshaft	1
10	98-9666	Key	1
11	98-7473	Ball	3
12	98-9375	Pin-Straight	1
13	98-9522	Sleeve-Crankshaft	1
14	98-9413	Metal-Side (Std.)	2
14	98-9414	Metal-Side (0.2mm Oversize)	2
14	98-9415	Metal-Side (0.4mm Oversize)	2
15	98-9688	Metal-Side (Std.)	2

Ref. No.	Part No.	Description	No. Used
15	98-9689	Metal-Side (0.2mm Oversize)	2
15	98-9690	Metal-Side (0.4mm Oversize)	2
16	98-9525	Metal-Crankshaft (Std.)	1
16	98-9526	Metal-Crankshaft (0.2mm Undersize)	1
16	98-9527	Metal-Crankshaft (0.4mm Undersize)	1
17	98-9524	Metal-Crankshaft (Std. Set)	2
17	98-9530	Metal-Crankshaft (0.2mm Undersize Set)	2
17	98-9531	Metal-Crankshaft (0.4mm Undersize Set)	2
18	98-9523	Metal-Crankshaft (Std.)	1
18	98-9528	Metal-Crankshaft (0.2mm Undersize)	1
18	98-9529	Metal-Crankshaft (0.4mm Undersize)	1
19	98-9373	O-Ring	1
20	98-9521	Collar-Crankshaft	1
*	98-9516	Asm-Rod, Connecting (Incl. Ref. #1-3)	3
*	98-9642	Asm-Crankshaft (Incl. Ref. #8-13)	1

*Not Illustrated



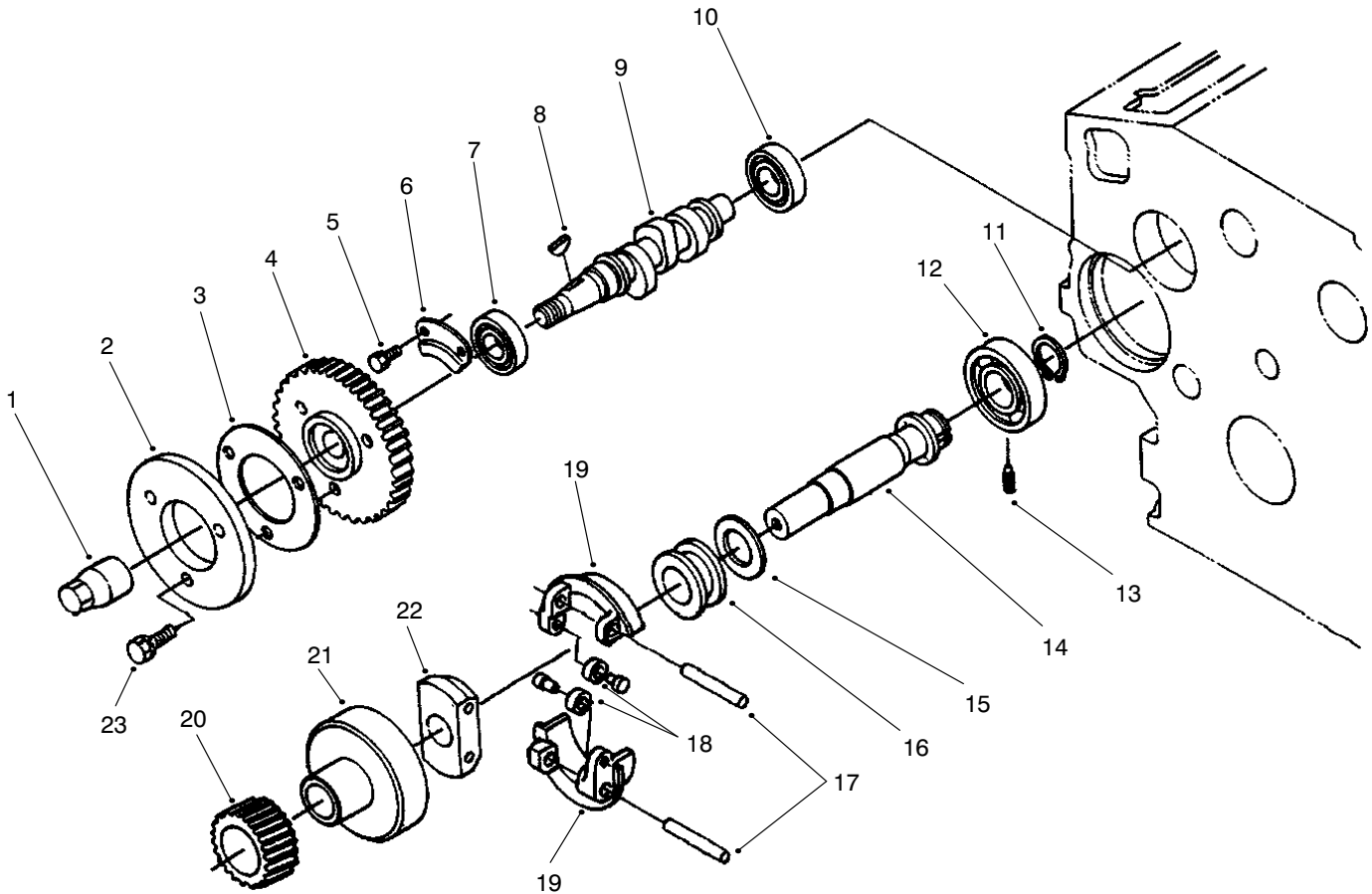
T-2915

FLYWHEEL ASSEMBLY

Ref. No.	Part No.	Description	No. Used
1	98-9486	Plate-End, Rear	1
2	98-9392	Bolt	8
3	98-9537	Bolt-Flywheel	6

Ref. No.	Part No.	Description	No. Used
4	98-9691	Asm-Flywheel (Incl. Ref. #5)	1
5	98-9394	Gear-Ring	1

*Not Illustrated

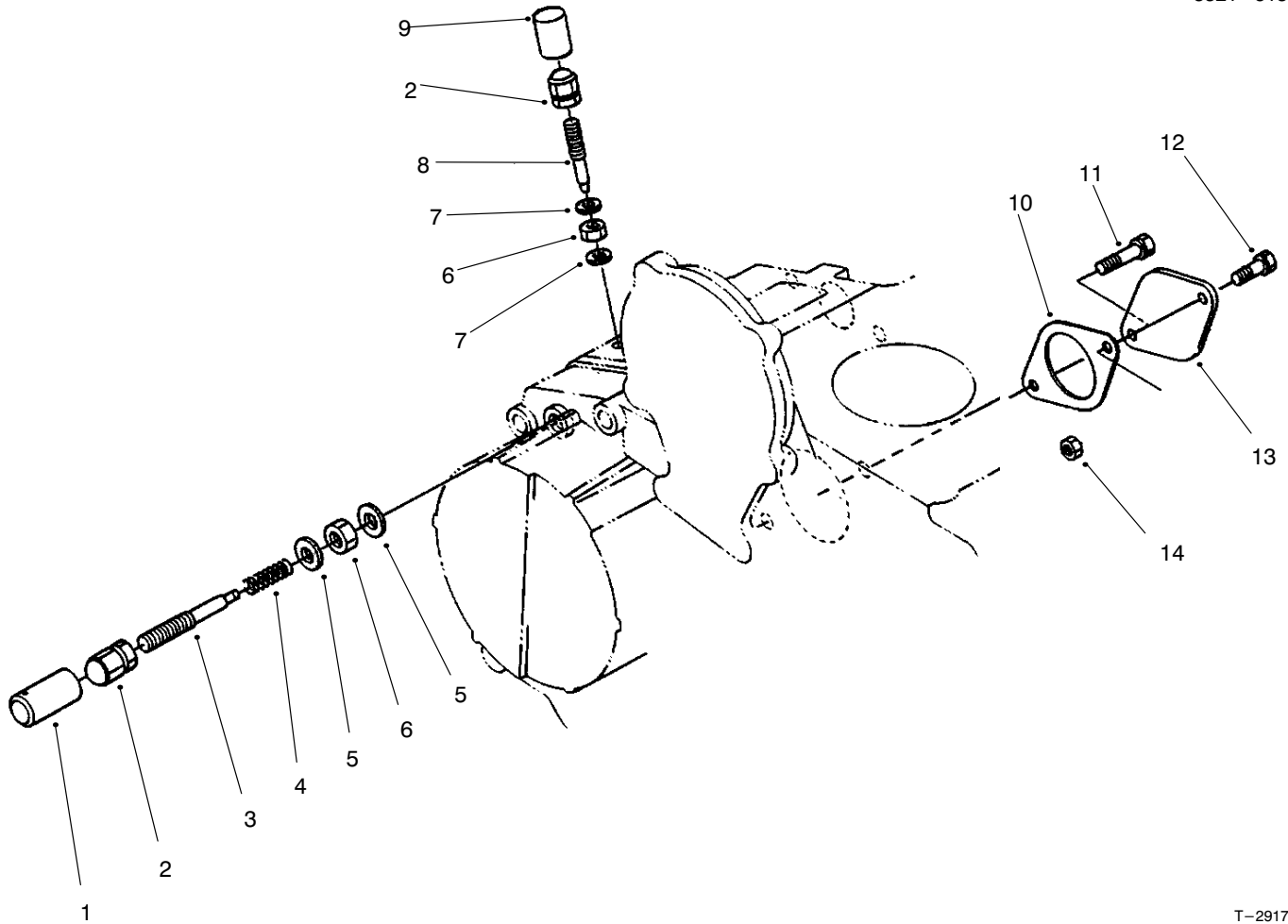


T-2916

FUEL CAMSHAFT ASSEMBLY

Ref. No.	Part No.	Description	No. Used
1	98-9590	Nut-Cap	1
2	98-9547	Cam-Fuel	1
3	98-9548	Washer	1
4	98-9669	Gear-Injection Pump	1
5	98-9350	Bolt	2
6	98-9511	Stopper-Fuel, Camshaft	1
7	98-9383	Bearing-Ball	1
8	98-9595	Key-Woodruff	1
9	98-9459	Camshaft-Fuel	1
10	98-9382	Bearing-Ball	1
11	98-9657	Clip-Circular, Gov. Shaft	1
12	98-9381	Bearing-Ball	1

Ref. No.	Part No.	Description	No. Used
13	98-9565	Screw-Set	1
14	98-9644	Asm-Shaft, Governor (Incl. Ref. #12 & 14-22)	1
15	98-9564	Washer-Thrust	1
16	98-9563	Sleeve-Governor	1
17	98-9560	Shaft-Governor Weight	2
18	98-9692	Roller	2
19	98-9559	Asm-Weight, Governor	2
20	98-9673	Gear-Governor	1
21	98-9562	Holder-Gear, Governor	1
22	98-9561	Holder-Gear, Governor	1
23	98-7605	Bolt	3



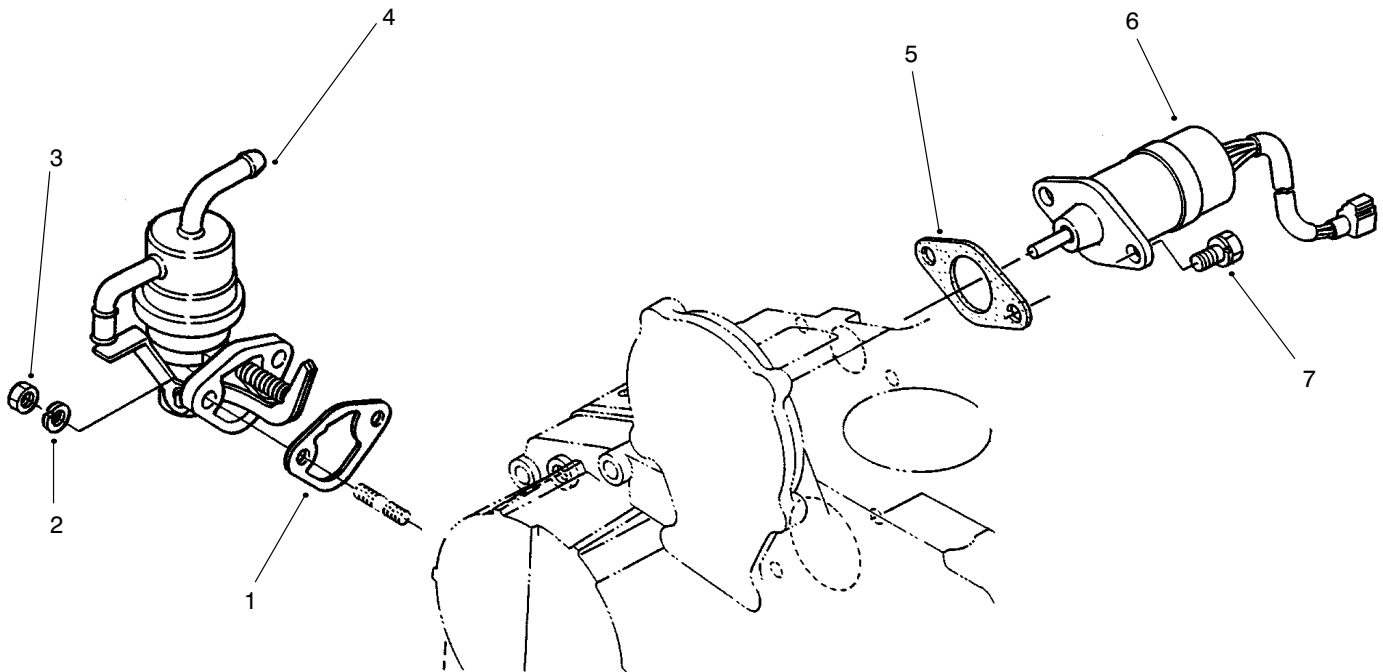
T-2917

ENGINE STOP LEVER ASSEMBLY

Ref. No.	Part No.	Description	No. Used
1	98-9558	Cap	1
2	98-9441	Nut-Cap	2
3	98-9679	Asm-Bolt, Adjusting (Incl. Ref. #4)	1
4		Spring	1
5	98-7654	Gasket	2
6	98-9439	Nut	2
7	98-7654	Gasket	2
8	98-9557	Bolt-Adjusting	1

Ref. No.	Part No.	Description	No. Used
9	98-9558	Cap	1
10	98-9674	Packing	1
11	98-7645	Bolt	1
12	98-9359	Bolt	1
13	98-9640	Cover-Pump	1
14	98-7534	Nut	1
*	98-9678	Asm-Apparatus, Idle (Incl. Ref. #1-6)	1

*Not Illustrated



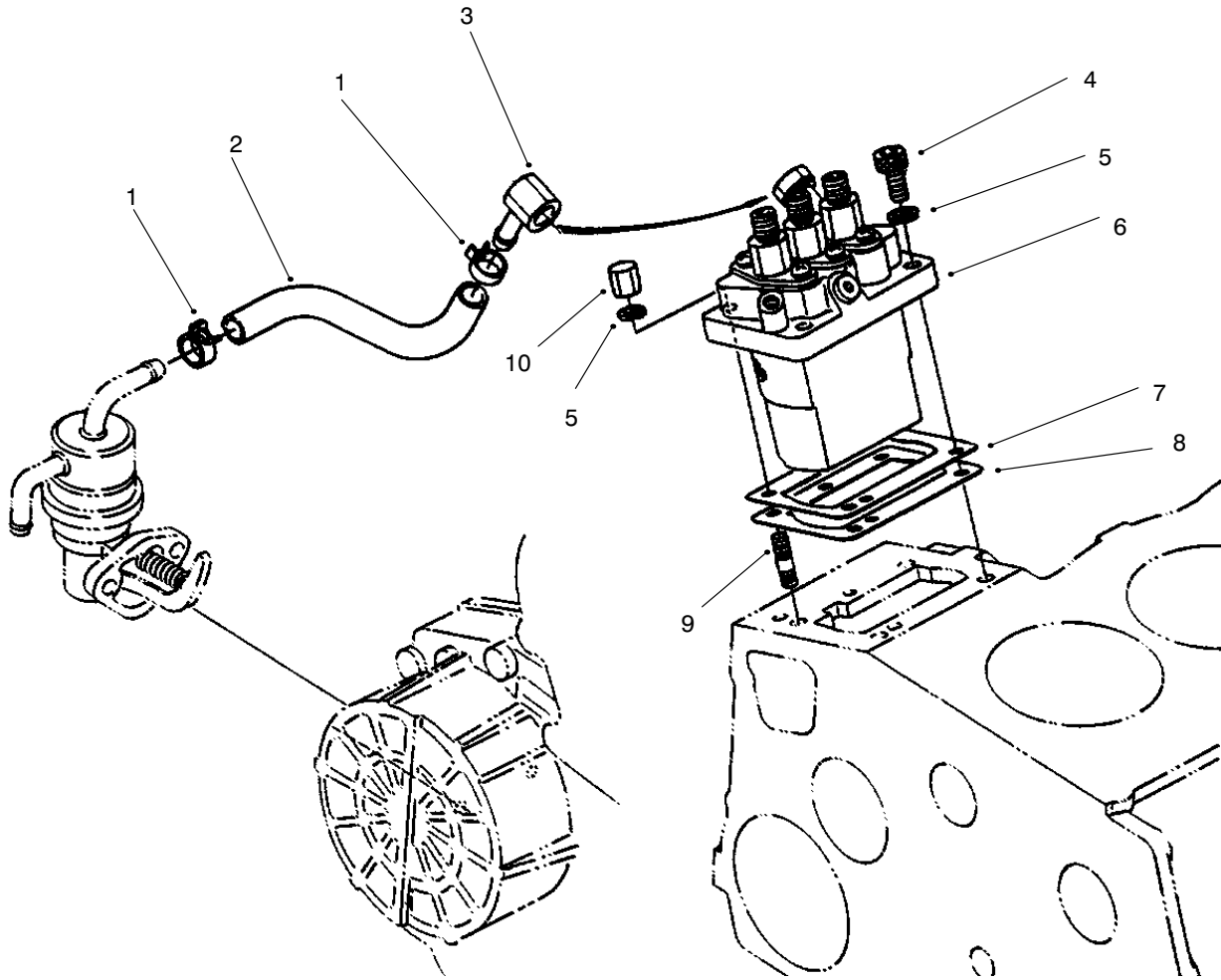
T-2918

STOP SOLENOID & FUEL PUMP ASSEMBLY

Ref. No.	Part No.	Description	No. Used
1	98-9636	Gasket-Fuel Pump	1
2	98-9367	Washer-Lock	2
3	98-7572	Nut	2
4	98-9677	Asm-Pump, Fuel	1

Ref. No.	Part No.	Description	No. Used
5	98-9683	Gasket-Solenoid Cover	1
6	98-9693	Solenoid-Stop	1
7	98-9351	Bolt	2

*Not Illustrated



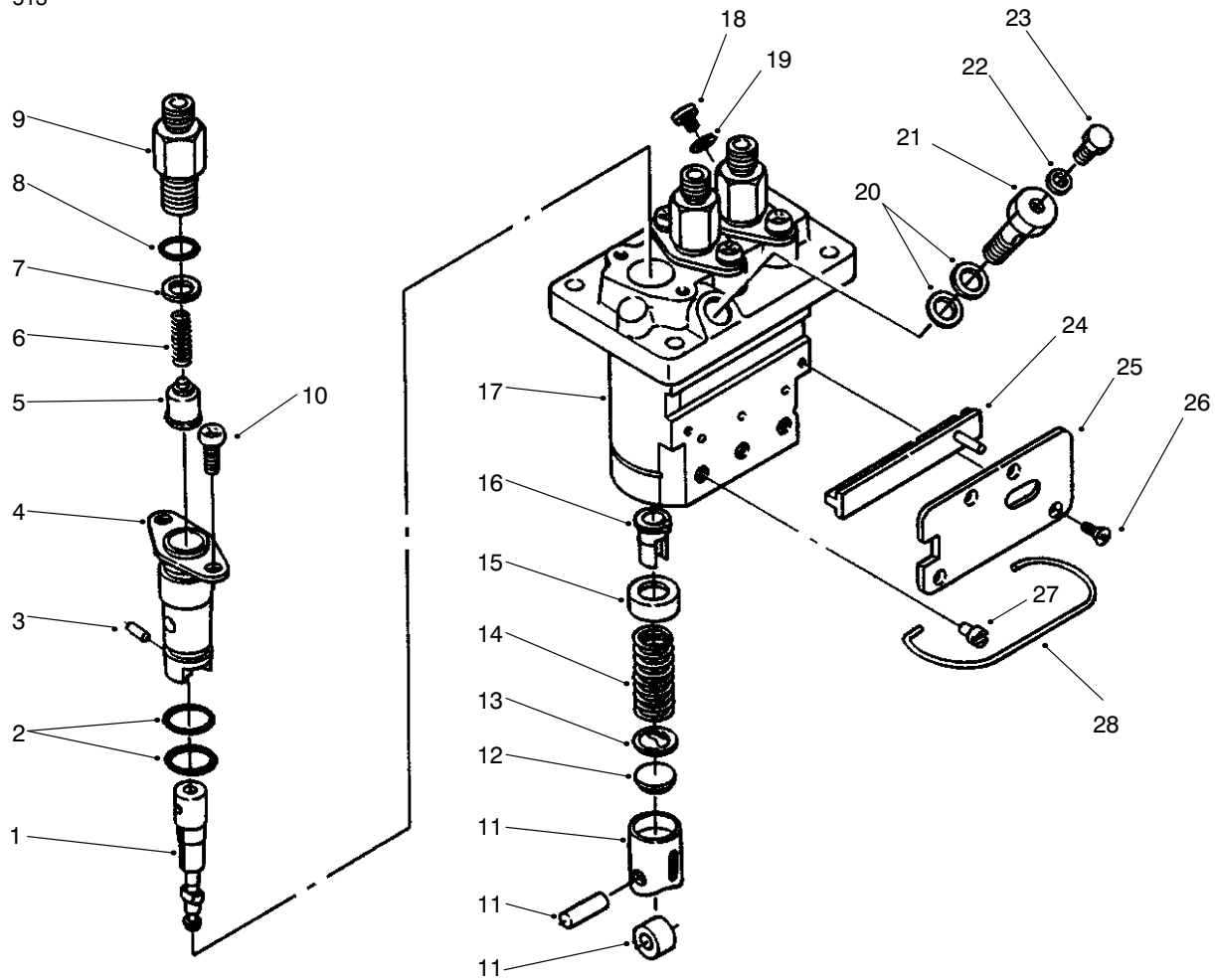
2919

INJECTION PUMP ASSEMBLY

Ref. No.	Part No.	Description	No. Used
1	98-9545	Band-Pipe	2
2	98-9384	Tube-Fuel	1
3	98-9596	Joint-Eye	1
4	98-9361	Bolt	2
5	98-9367	Washer-Lock	4
6	98-9643	Asm-Pump, Injection	1
7	98-9456	Shim-Injection (0.2mm)	1

Ref. No.	Part No.	Description	No. Used
7	98-9457	Shim-Injection (0.25mm)	1
8	98-9458	Shim-Injection (0.30mm)	1
9	98-9438	Stud	2
10	98-9440	Nut-Cap	2
*	98-9467	Asm-Pipe, Fuel (Incl. Ref. #1 & 2)	1

*Not Illustrated

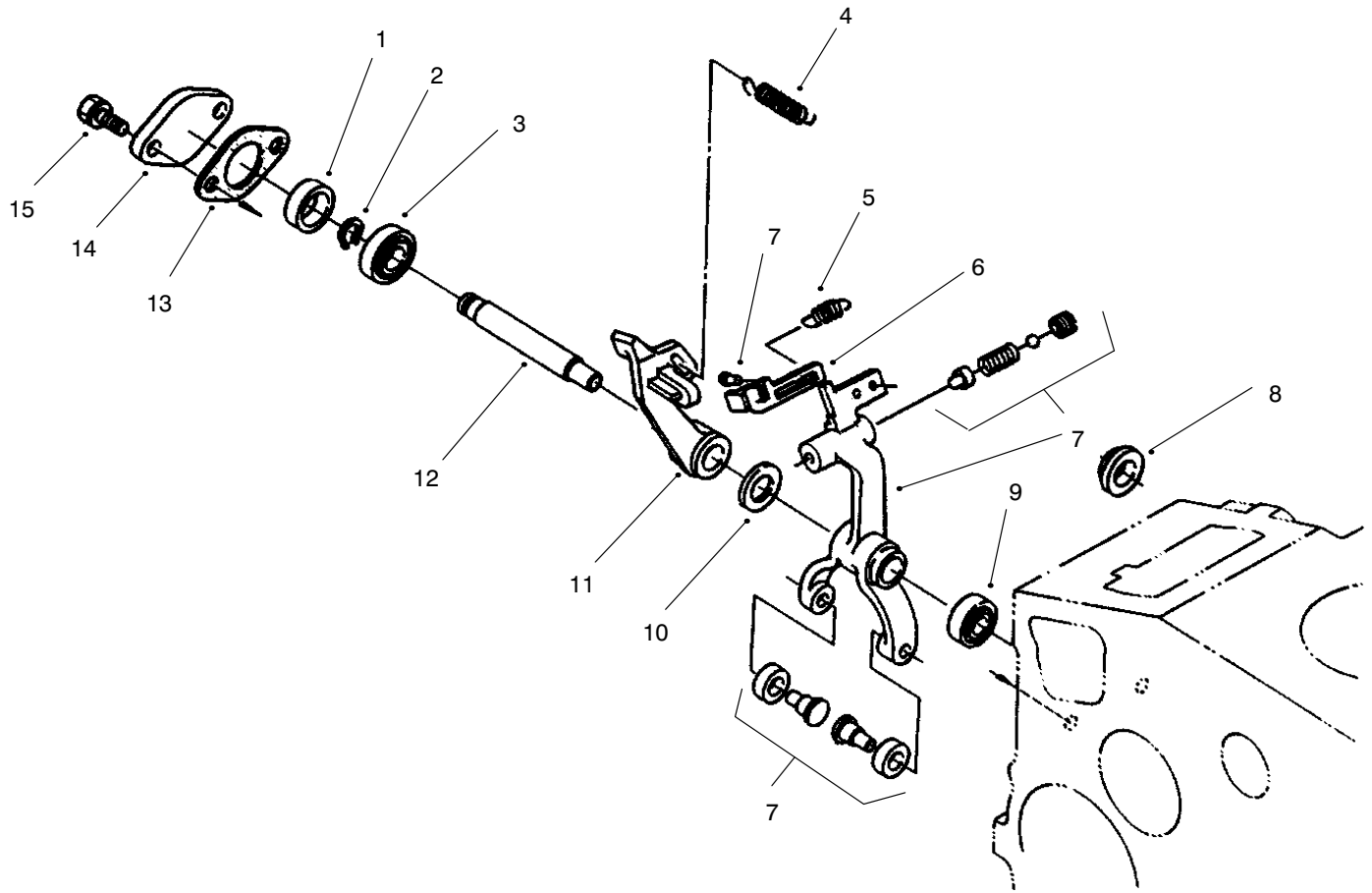


T-2920

INJECTION PUMP ASSEMBLY (Continued)

Ref. No.	Part No.	Description	No. Used
1	98-9462	Element-Pump	3
2	98-9423	O-Ring	6
3	98-9443	Pin-Joint	3
4	98-9434	Flange-Sleeve	3
5	98-9421	Valve-Delivery	3
6	98-9424	Spring-Valve, Delivery	3
7	98-9425	Gasket-Valve, Delivery	3
8	98-9447	O-Ring	3
9	98-9652	Holder-Valve, Delivery	3
10	98-9452	Screw	6
11	98-9422	Asm-Tappet	3
12	98-9433	Shim	3
13	98-9429	Seat-Spring, Lower	3
14	98-9428	Spring-Plunger	3
15	98-9427	Seat-Spring, Upper	3

Ref. No.	Part No.	Description	No. Used
16	98-9432	Sleeve-Control	3
17	98-9643	Asm-Pump, Injection (Incl. Ref. #1-16 & 18-28)	1
18	98-9466	Plug	1
19	98-9451	Gasket	1
20	98-9445	Gasket	2
21	98-9464	Bolt-Joint	1
22	98-9446	Gasket	1
23	98-9430	Screw	1
24	98-9463	Rack-Control	1
25	98-9465	Plate	1
26	98-9442	Screw-Countersunk Hd.	4
27	98-9426	Pin-Guide, Tappet	3
28	98-9450	Pin-Clamp	1

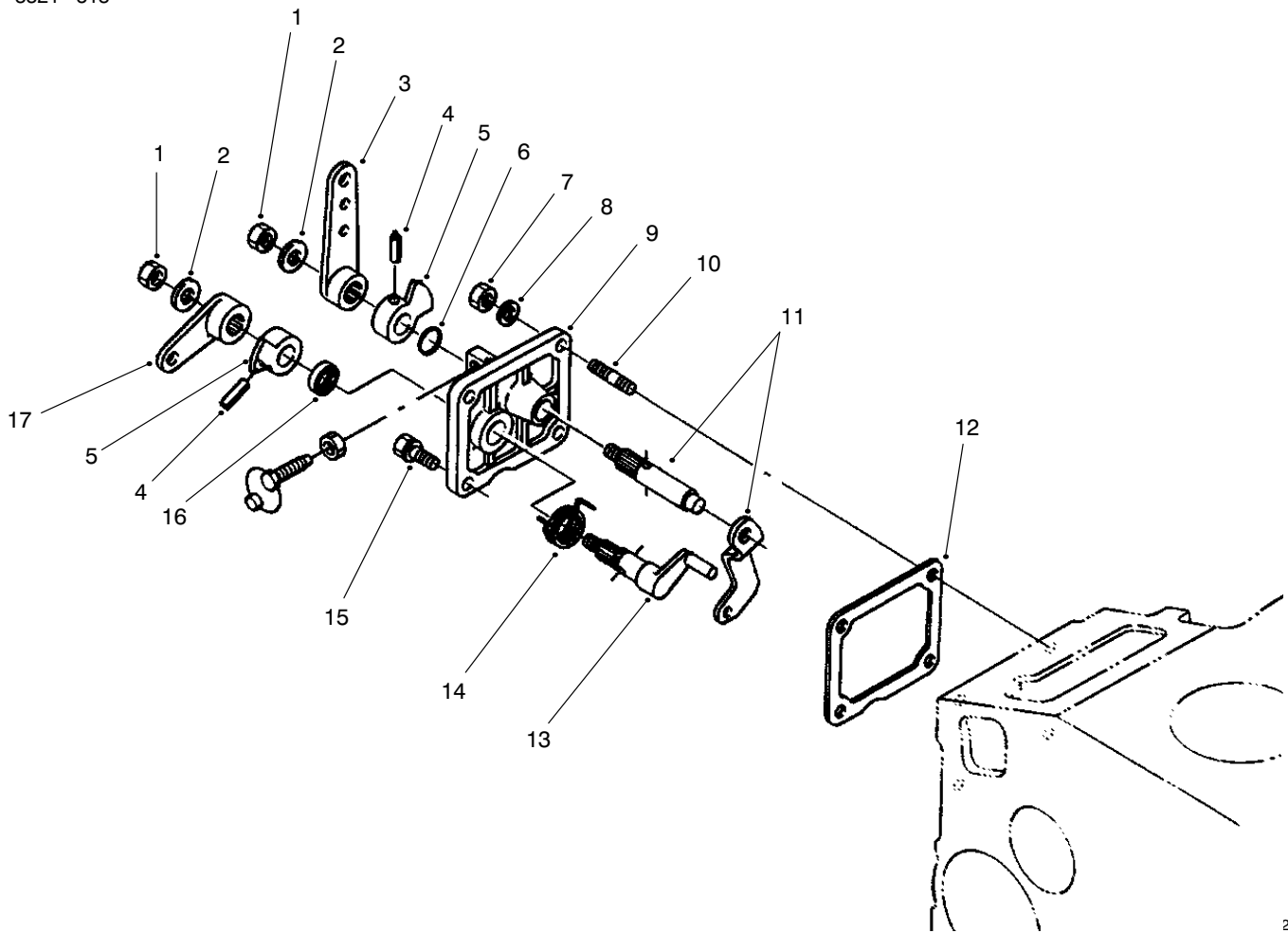


T-2921

GOVERNOR ASSEMBLY

Ref. No.	Part No.	Description	No. Used
1	98-9567	Collar	1
2	98-9369	Clip-Circular, External	1
3	98-9570	Bearing-Miniature	1
4	98-9681	Spring-Governor	1
5	98-9645	Spring-Start	1
6	98-9660	Lever-Thrust	1
7	98-9680	Asm-Lever, Fork (Incl. Ref. #2, 3, 6, & 10-12)	1

Ref. No.	Part No.	Description	No. Used
8	98-9568	Collar	1
9	98-9571	Bearing-Miniature	1
10	98-9593	Washer-Flat	1
11	98-9659	Lever-Fork	1
12	98-9566	Shaft-Lever, Fork	1
13	98-9682	Gasket	1
14	98-9569	Cover-Shaft, Fork Lever	1
15	98-9351	Bolt	2

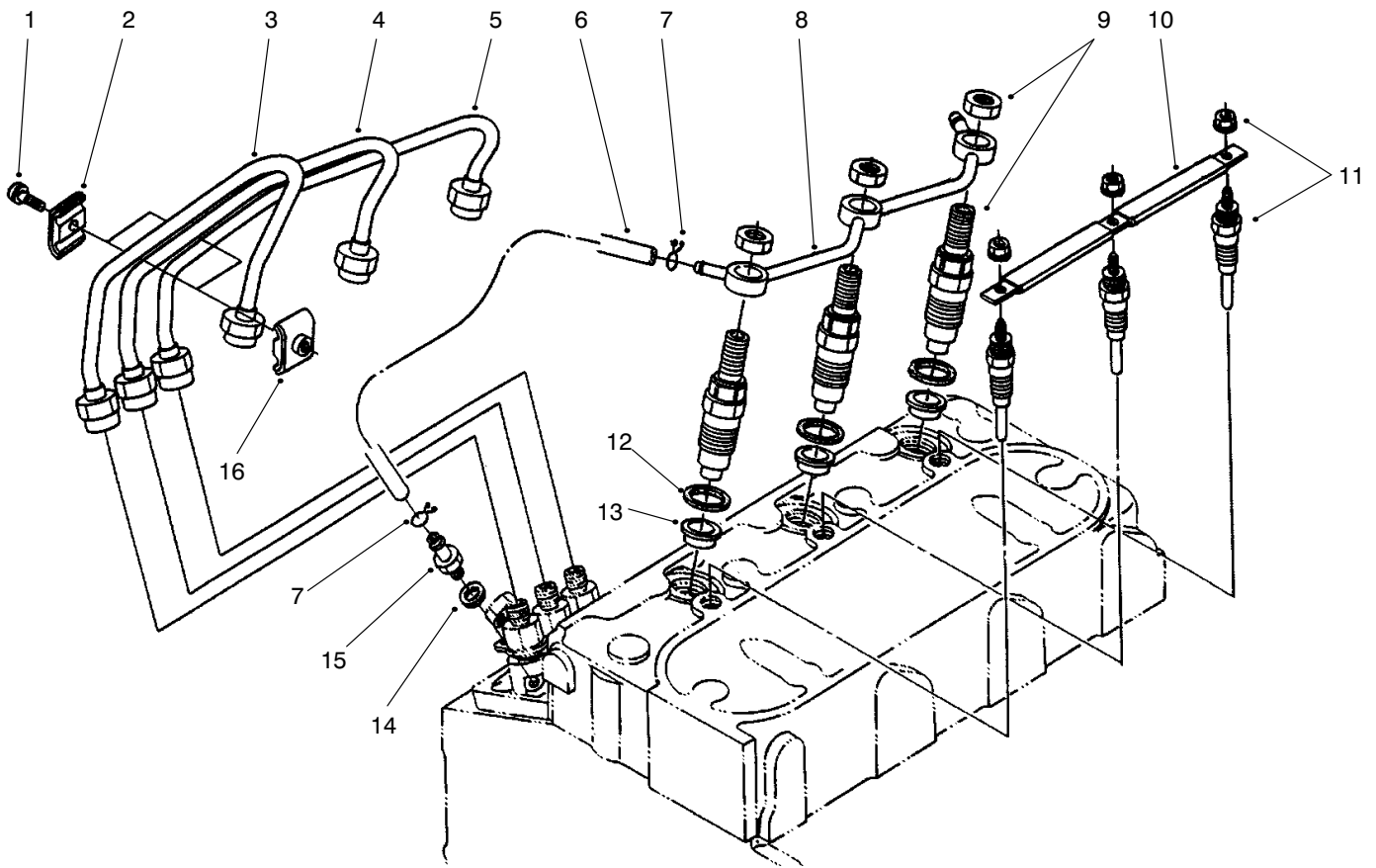


22

SPEED CONTROL PLATE ASSEMBLY

Ref. No.	Part No.	Description	No. Used
1	98-9589	Nut	2
2	98-9594	Washer-Flat	2
3	98-9662	Lever-Speed Control	1
4	98-7602	Pin-Spring	2
5	98-9572	Lever-Speed Control	2
6	98-9371	O-Ring	1
7	98-7572	Nut	2
8	98-9367	Washer-Lock	2
9	98-9661	Asm-Plate, Control (Incl. Ref. #1-6, 11, 13-14, & 16-17)	1

Ref. No.	Part No.	Description	No. Used
10	98-9362	Stud	2
11	98-9658	Asm-Lever, Governor	1
12	98-9637	Gasket	1
13	98-9664	Shaft-Stop Lever	1
14	98-9472	Spring-Return	1
15	98-7692	Bolt	2
16	98-7601	Seal-Oil	1
17	98-9663	Lever-Engine Stop	1

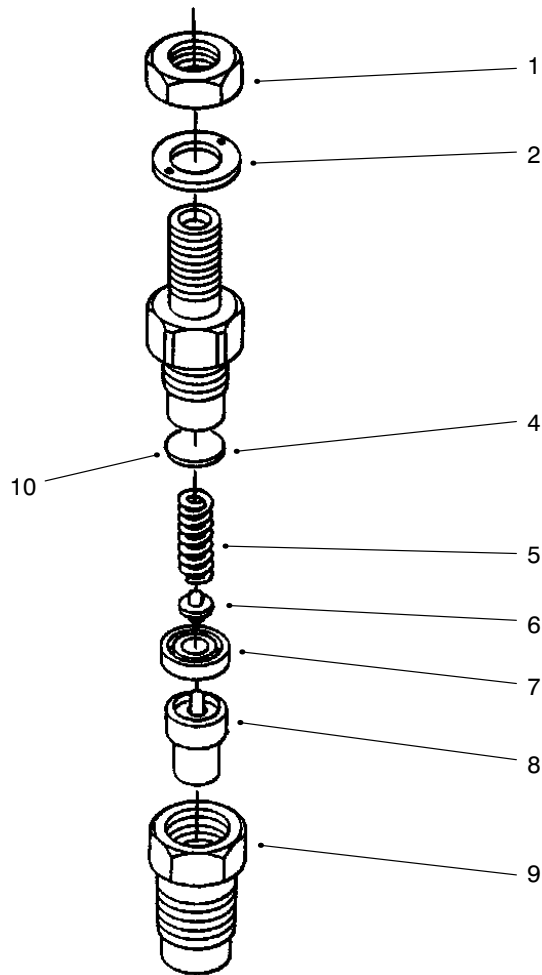


T-2923

NOZZLE HOLDER & GLOW PLUG ASSEMBLY

Ref. No.	Part No.	Description	No. Used	Ref. No.	Part No.	Description	No. Used
1	98-7684	Screw w/washer	2	9	98-9468	Asm-Holder, Nozzle	3
2	98-7683	Clamp-Pipe	2	10	98-9631	Cord-Glow Plug	1
3	98-9653	Pipe-Injection	1	11	98-9695	Plug-Glow	3
4	98-9654	Pipe-Injection	1	12	98-7676	Gasket	3
5	98-9655	Pipe-Injection	1	13	98-9694	Seat-Heat	3
6	98-9420	Asm-Pipe, Overflow (Incl. Ref. #7)	1	14	98-7654	Gasket	1
7	98-7671	Clip-Pipe	2	15	98-9431	Screw-Air Bleed	1
8	98-9620	Asm-Pipe, Overflow	1	16	98-7682	Clamp-Pipe	2

*Not Illustrated



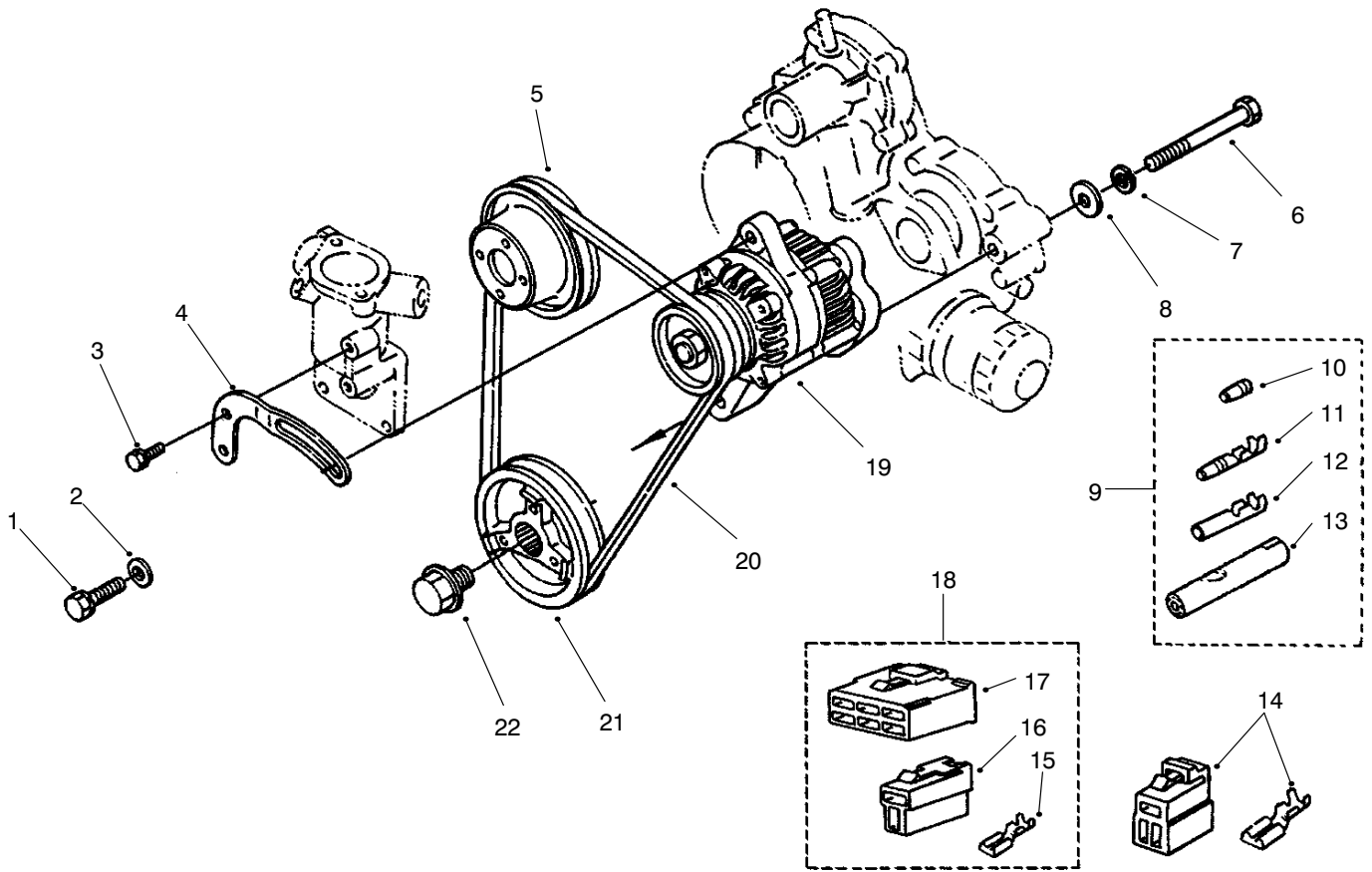
T-2924

NOZZLE HOLDER ASSEMBLY

Ref. No.	Part No.	Description	No. Used
1	98-7613	Nut	3
2	98-7668	Washer	3
4	98-7642	Washer-Adjusting	3
5	98-7647	Spring-Nozzle	3
6	98-7666	Push Rod	3
7	98-7665	Piece-Distance	3
8	98-9629	Piece-Nozzle	3
9	98-7667	Nut-Nozzle	3
10	98-9448	Asm-Washer, Adjusting	3
*	98-7642	Washer-Adj. (0.900mm)	3
*	98-7841	Washer-Adj. (0.925mm)	3
*	98-7842	Washer-Adj. (0.950mm)	3
*	98-7843	Washer-Adj. (0.975mm)	3
*	98-7844	Washer-Adj. (1.000mm)	3
*	98-7845	Washer-Adj. (1.025mm)	3
*	98-7846	Washer-Adj. (1.050mm)	3
*	98-7847	Washer-Adj. (1.075mm)	3
*	98-7848	Washer-Adj. (1.100mm)	3
*	98-7849	Washer-Adj. (1.125mm)	3
*	98-7850	Washer-Adj. (1.150mm)	3
*	98-7851	Washer-Adj. (1.175mm)	3
*	98-7852	Washer-Adj. (1.200mm)	3
*	98-7853	Washer-Adj. (1.225mm)	3
*	98-7854	Washer-Adj. (1.250mm)	3
*	98-7855	Washer-Adj. (1.275mm)	3
*	98-7856	Washer-Adj. (1.300mm)	3
*	98-7857	Washer-Adj. (1.325mm)	3

Ref. No.	Part No.	Description	No. Used
*	98-7858	Washer-Adj. (1.350mm)	3
*	98-7859	Washer-Adj. (1.375mm)	3
*	98-7860	Washer-Adj. (1.400mm)	3
*	98-7861	Washer-Adj. (1.425mm)	3
*	98-7862	Washer-Adj. (1.450mm)	3
*	98-7863	Washer-Adj. (1.475mm)	3
*	98-7864	Washer-Adj. (1.500mm)	3
*	98-7865	Washer-Adj. (1.525mm)	3
*	98-7866	Washer-Adj. (1.550mm)	3
*	98-7867	Washer-Adj. (1.575mm)	3
*	98-7868	Washer-Adj. (1.600mm)	3
*	98-7869	Washer-Adj. (1.625mm)	3
*	98-7870	Washer-Adj. (1.650mm)	3
*	98-7871	Washer-Adj. (1.675mm)	3
*	98-7872	Washer-Adj. (1.700mm)	3
*	98-7873	Washer-Adj. (1.725mm)	3
*	98-7874	Washer-Adj. (1.750mm)	3
*	98-7875	Washer-Adj. (1.775mm)	3
*	98-7876	Washer-Adj. (1.800mm)	3
*	98-7877	Washer-Adj. (1.825mm)	3
*	98-7878	Washer-Adj. (1.850mm)	3
*	98-7879	Washer-Adj. (1.875mm)	3
*	98-7880	Washer-Adj. (1.900mm)	3
*	98-7881	Washer-Adj. (1.925mm)	3
*	98-7882	Washer-Adj. (1.950mm)	3
*	98-9628	Asm-Holder, Nozzle (Incl. Ref. #1-8)	3

*Not Illustrated

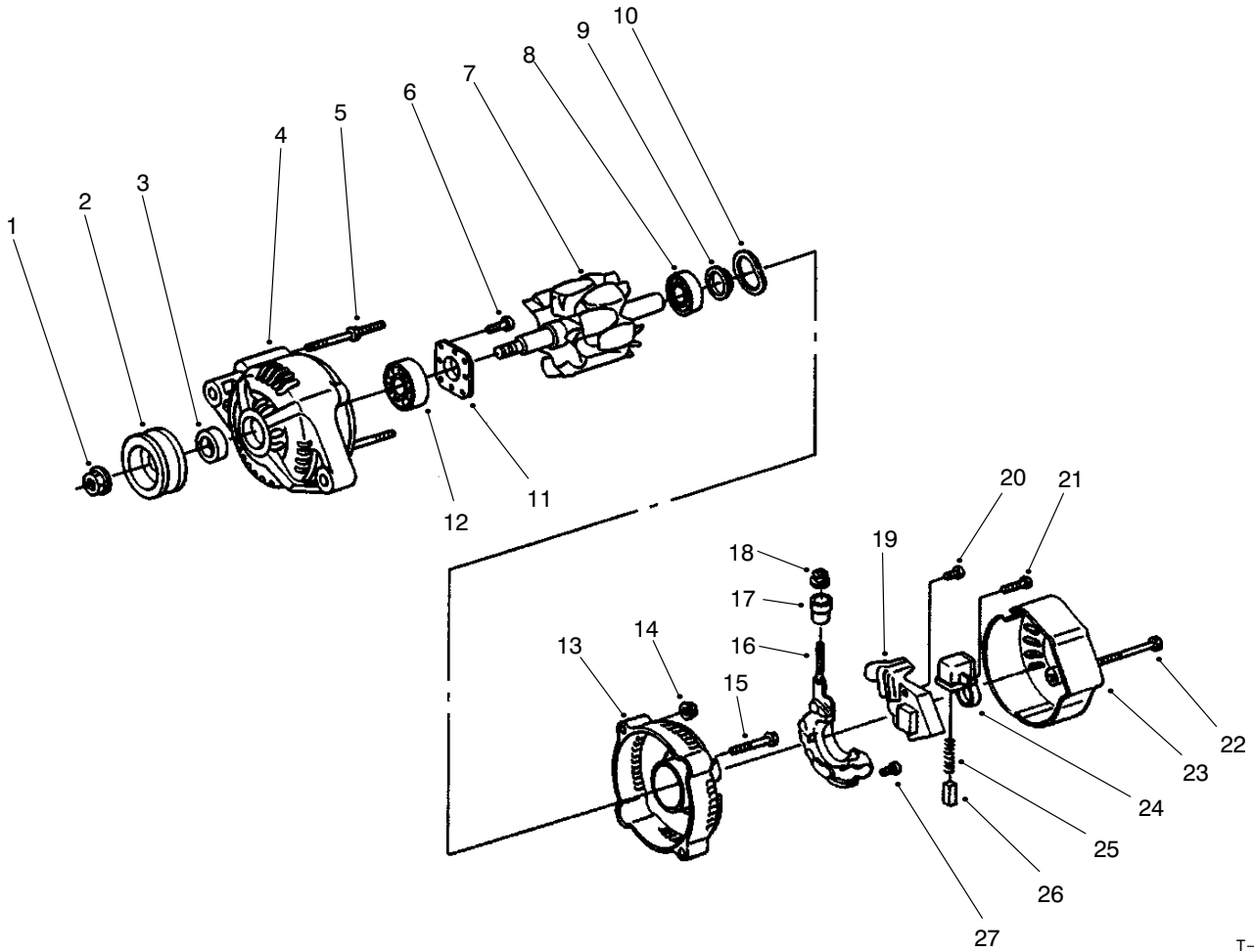


T-2926

ALTERNATOR & PULLEY ASSEMBLY

Ref. No.	Part No.	Description	No. Used
1	98-7697	Bolt	1
2	98-7698	Washer-Flat	1
3	98-7692	Bolt	1
4	98-9573	Stay-Dynamo	1
5	98-9584	Pulley-Fan	1
6	98-9360	Bolt	1
7	98-9368	Washer-Lock	1
8	98-9366	Washer-Flat	1
9	98-9700	Asm-Terminal (Incl. Ref. #10-13)	1
10	98-9701	Terminal	1
11	98-9702	Sleeve	1

Ref. No.	Part No.	Description	No. Used
12	98-9703	Terminal	1
13	98-9704	Sleeve	1
14	98-9602	Asm-Coupler, Lock	1
15	98-9699	Terminal	7
16	98-9698	Connector	1
17	98-9697	Connector	1
18	98-9696	Asm-Coupler (Incl. Ref. #15-17)	1
19	98-9474	Asm-Alternator	1
20	98-9676	V-Belt	1
21	98-9473	Pulley-Fan Drive	1
22	98-9585	Bolt	1



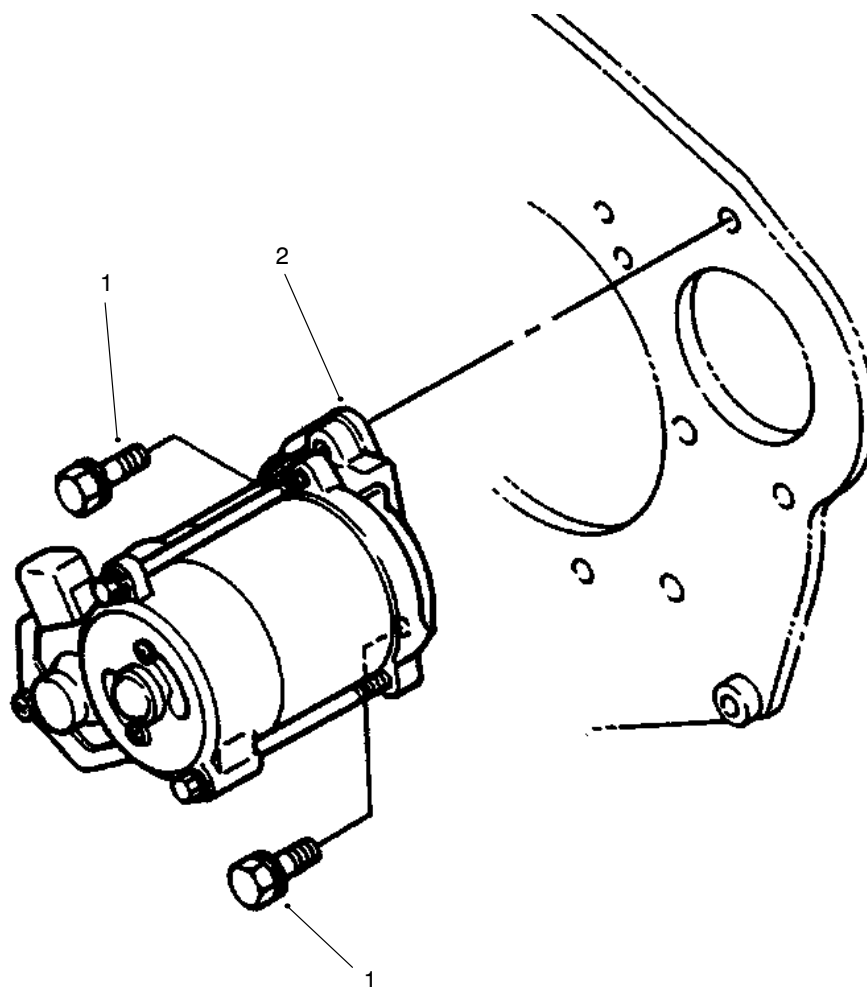
T-2927

ALTERNATOR ASSEMBLY

Ref. No.	Part No.	Description	No. Used
1	98-7708	Nut	1
2	98-9453	Pulley-Dynamo	1
3	98-7709	Collar	1
4	98-9475	Frame-Drive End	1
5	98-7717	Bolt-Through	2
6	98-7716	Screw-RH	4
7	98-7710	Rotor	1
8	98-7712	Bearing-Ball	1
9	98-7711	Cover-Bearing	1
10	98-7713	Washer-Thrust	1
11	98-7715	Plate-Retainer	1
12	98-7718	Bearing-Ball	1
13	98-7719	Frame-End	1
14	98-7730	Nut	2
15	98-7731	Bolt	2

Ref. No.	Part No.	Description	No. Used
16	98-9476	Asm-Rectifier	1
17	98-7722	Bushing-Insulation	1
18	98-7732	Nut	1
19	98-7733	Asm-Regulator	1
20	98-7726	Screw-RH	2
21	98-7728	Screw-RH	1
22	98-7729	Bolt	3
23	98-7720	Cover-End	1
24	98-7723	Holder-Brush	1
25	98-7725	Spring-Brush	2
26	98-7724	Brush	2
27	98-7727	Screw-RH	6
*	98-9474	Asm-Alternator (Incl. Ref. #1-27)	1

*Not Illustrated

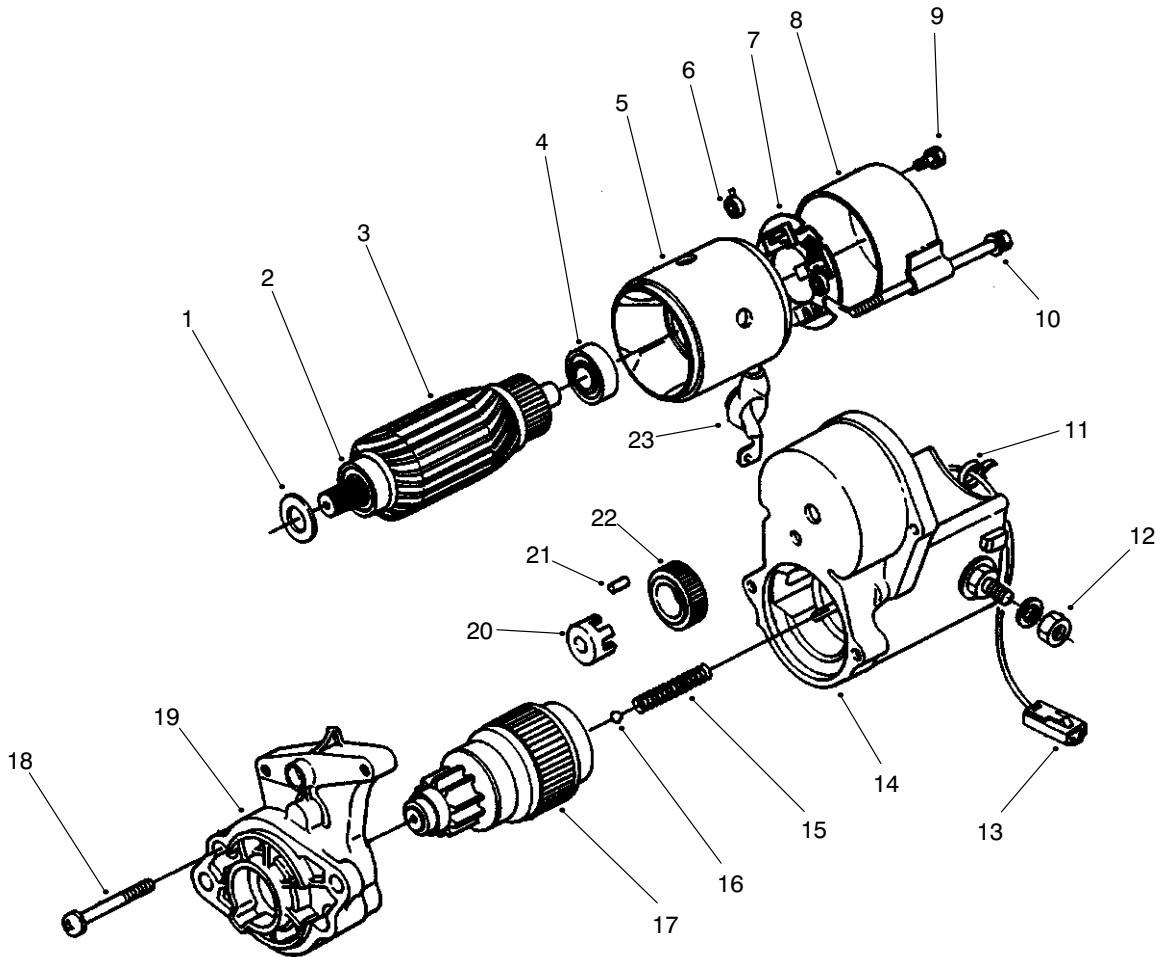


T-2928

STARTER MOUNT ASSEMBLY

Ref. No.	Part No.	Description	No. Used
1	98-7697	Bolt	2
2	98-9705	Asm-Starter	1

Ref. No.	Part No.	Description	No. Used

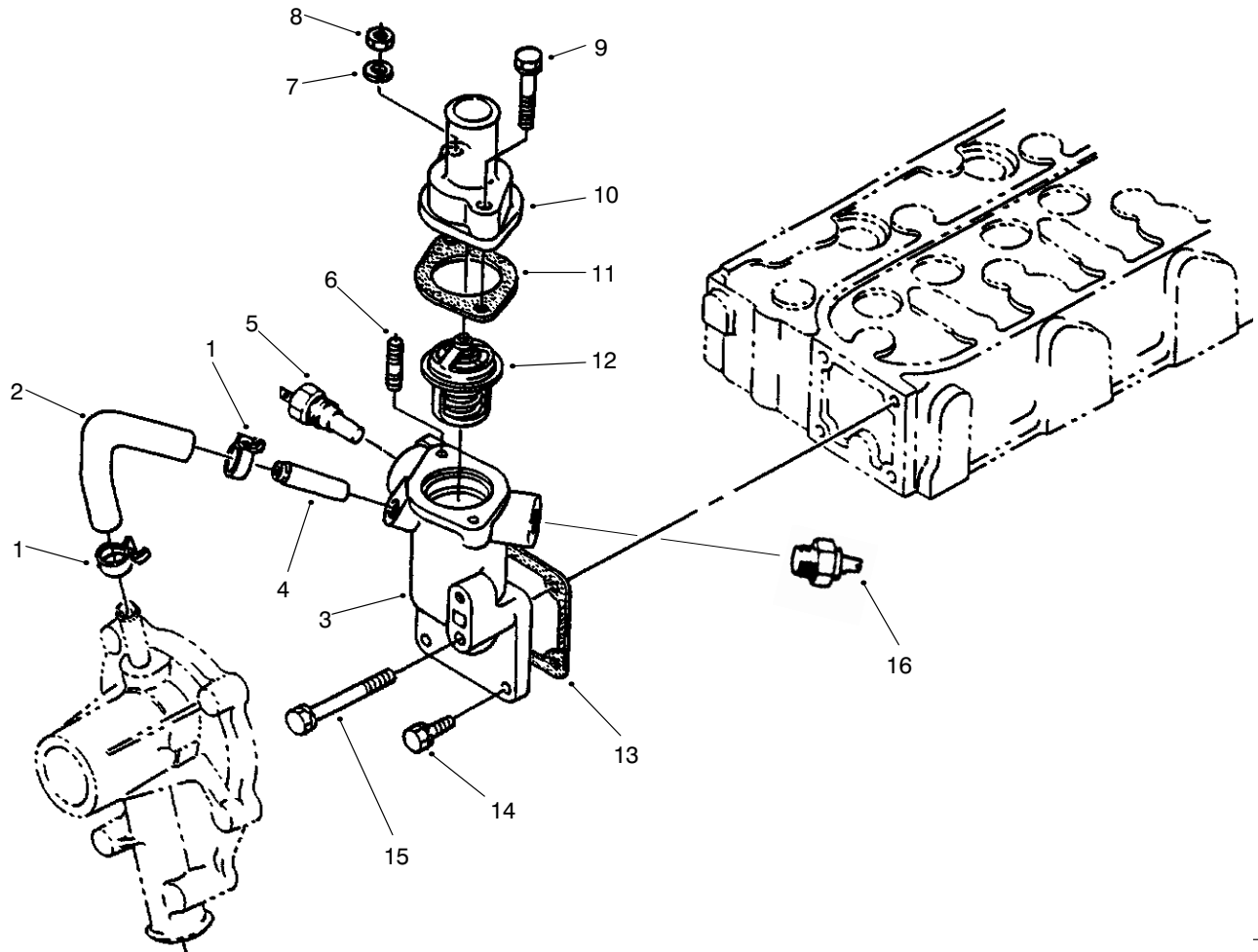


T-2929

STARTER ASSEMBLY

Ref. No.	Part No.	Description	No. Used
1	98-9406	Washer-Felt	1
2	98-9411	Bearing-Ball	1
3	98-9400	Armature (Incl. Ref. #2 & 4)	1
4	98-9412	Bearing-Ball	1
5	98-9706	Yoke	1
6	98-7750	Spring-Brush	4
7	98-9403	Holder-Brush	1
8	98-9401	Frame-End	1
9	98-9404	Bolt	2
10	98-9402	Bolt-Through	2
11	98-9712	Band-Cover	1

Ref. No.	Part No.	Description	No. Used
12	98-7760	Nut-Hex.	1
13	98-9711	Cord-Stop, Solenoid	1
14	98-9407	Switch-Magnetic	1
15	98-9710	Spring	1
16	98-2755	Ball	1
17	98-9409	Clutch	1
18	98-9405	Screw-PPH	2
19	98-9408	Housing	1
20	98-9708	Retainer	1
21	98-7753	Roller	5
22	98-9396	Gear	1
23	98-9410	Cover-Cord	1

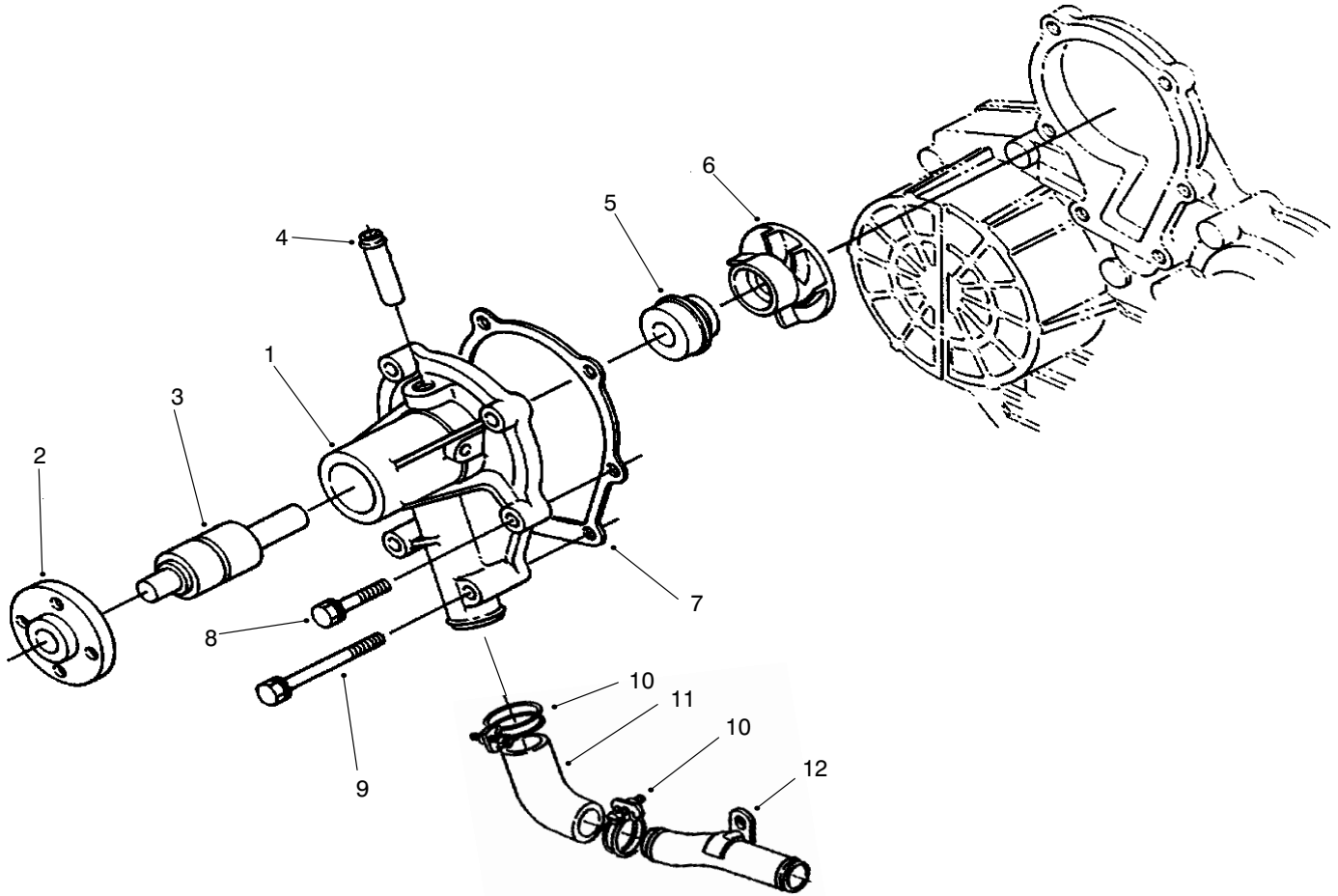


-2930

WATER FLANGE & THERMOSTAT ASSEMBLY

Ref. No.	Part No.	Description	No. Used
1	98-9579	Band Pipe	2
2	98-9578	Pipe-Return, Water	1
3	98-9713	Asm-Flange, Water (Incl. Ref. #4)	1
4	98-9580	Pipe-Return, Water	1
5	98-9719	Thermoswitch	1
6	98-9603	Stud	1
7	98-9367	Washer-Lock	1
8	98-7572	Nut	1

Ref. No.	Part No.	Description	No. Used
9	98-9354	Bolt	1
10	98-9471	Cover-Thermostat	1
11	98-9639	Gasket	1
12	98-9715	Asm-Thermostat	1
13	98-9638	Gasket-Flange, Water	1
14	98-7692	Bolt	3
15	98-9356	Bolt	1
16	82-3110	Switch	1

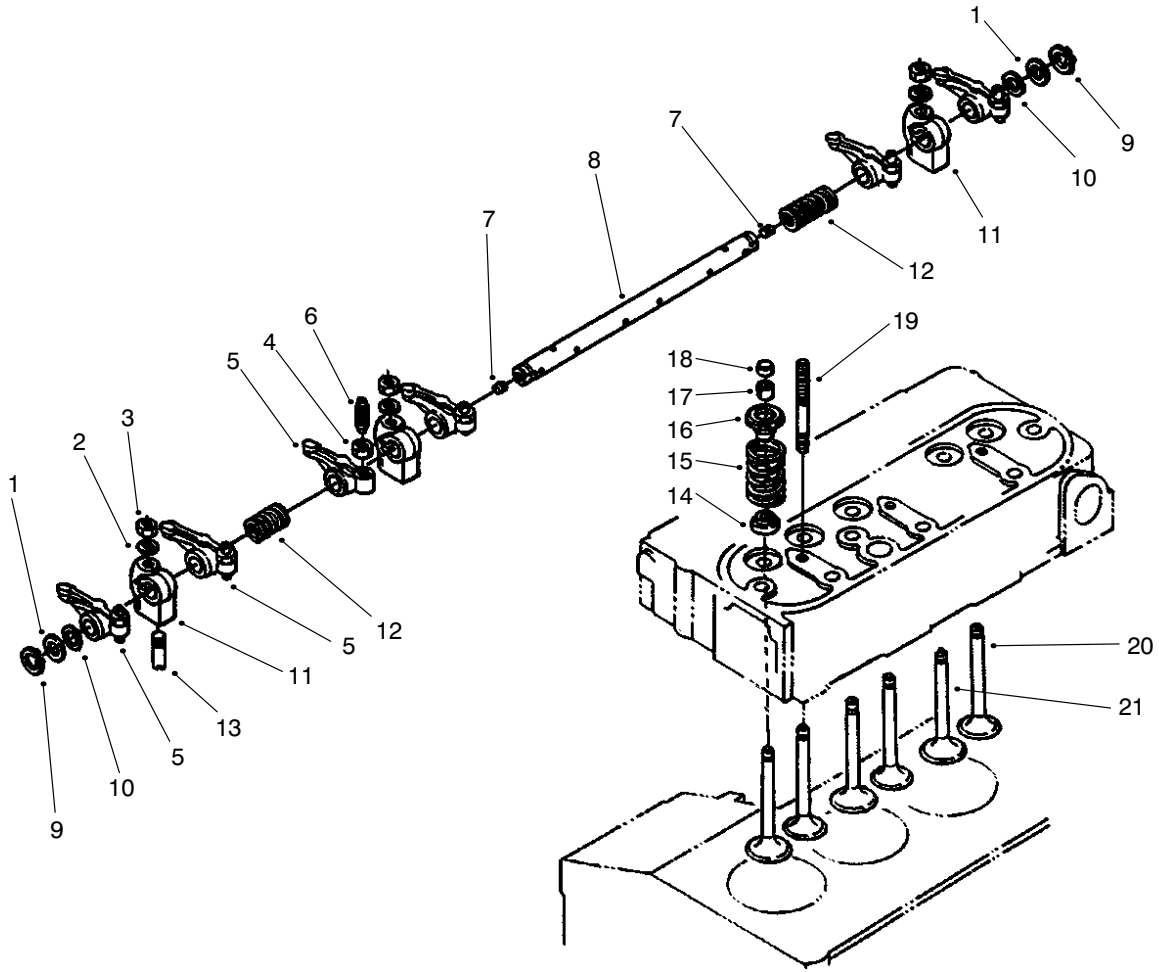


T-2931

WATER PUMP ASSEMBLY

Ref. No.	Part No.	Description	No. Used
1	98-9575	Asm-Pump, Water (Incl. Ref. #2-6)	1
2	98-9582	Flange-Pump, Water	1
3	98-9583	Bearing	1
4	98-9577	Pipe-Return, Water	1
5	98-9576	Asm-Seal	1
6	98-9581	Impeller-Water	1

Ref. No.	Part No.	Description	No. Used
7	98-9632	Gasket-Pump, Water	1
8	98-9353	Bolt	1
9	98-9357	Bolt	4
10	98-9717	Clamp	2
11	98-9574	Pipe-Water	1
12	98-9716	Pipe-Water	1

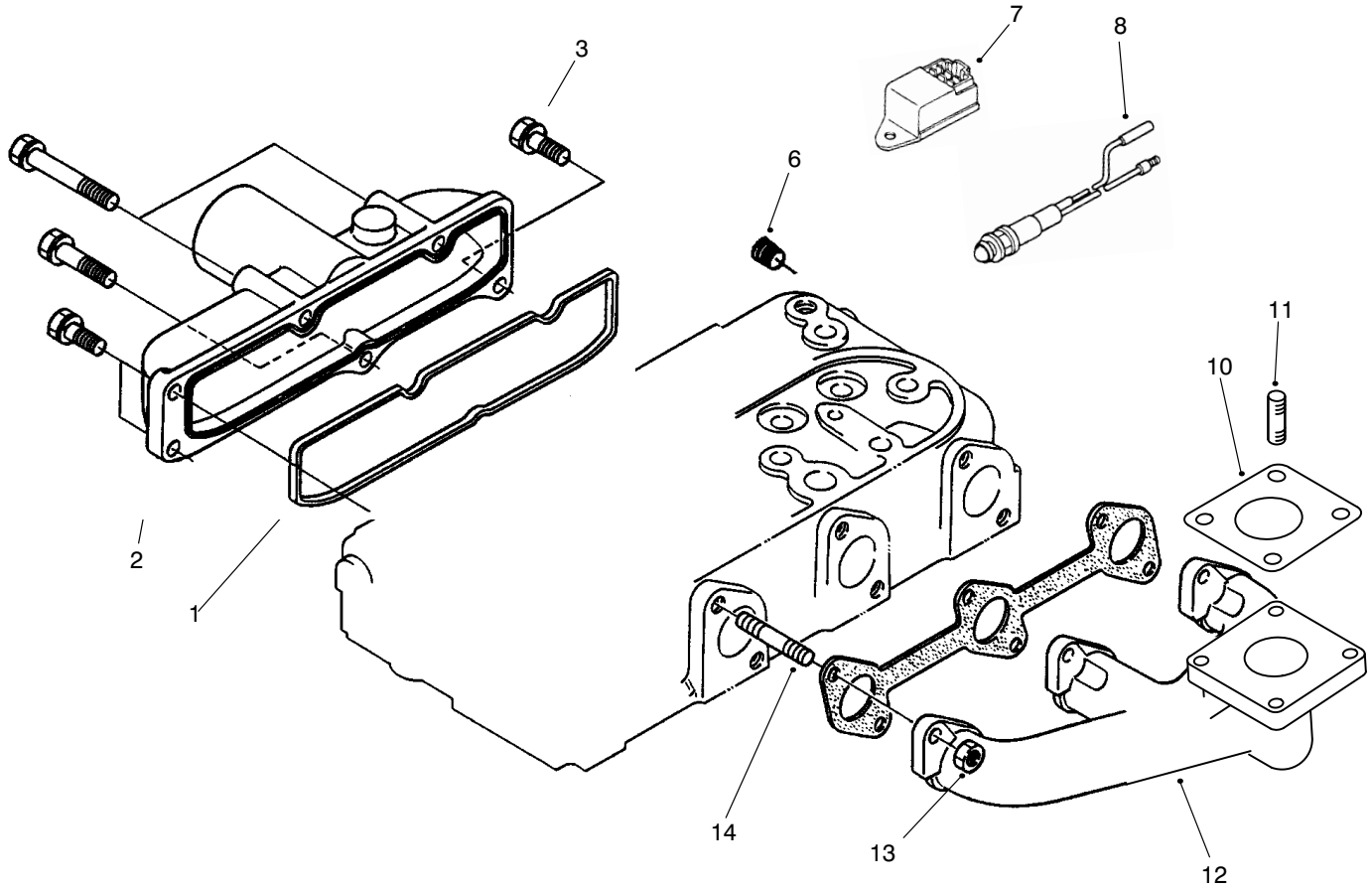


T-2932

VALVE & ROCKER ARM ASSEMBLY

Ref. No.	Part No.	Description	No. Used
1	98-9508	Washer-Shaft, Rocker Arm	2
2	98-9385	Washer-Flat	3
3	98-9393	Nut	3
4	98-9503	Nut	6
5	98-9501	Asm-Arm, Rocker (Incl. Ref. #4 & 6)	6
6	98-9502	Screw-Adjusting	6
7	98-9365	Screw-Set	2
8	98-9612	Asm-Shaft, Rocker Arm (Incl. Ref. #7)	1
9	98-9370	Clip-Circular, External	2
10	98-9507	Washer-Shaft, Rocker Arm	2

Ref. No.	Part No.	Description	No. Used
11	98-9505	Bracket-Rocker Arm	3
12	98-9504	Spring-Rocker Arm	2
13	98-9391	Screw-Set	1
14	98-9496	Seat-Valve Stem	6
15	98-9648	Spring-Valve	6
16	98-9498	Retainer-Valve Spring	6
17	98-9390	Collet-Valve Spring Set	6
18	98-9497	Cap-Valve	6
19	98-9506	Stud	3
20	98-9495	Valve-Exhaust	3
21	98-9494	Valve-Inlet	3

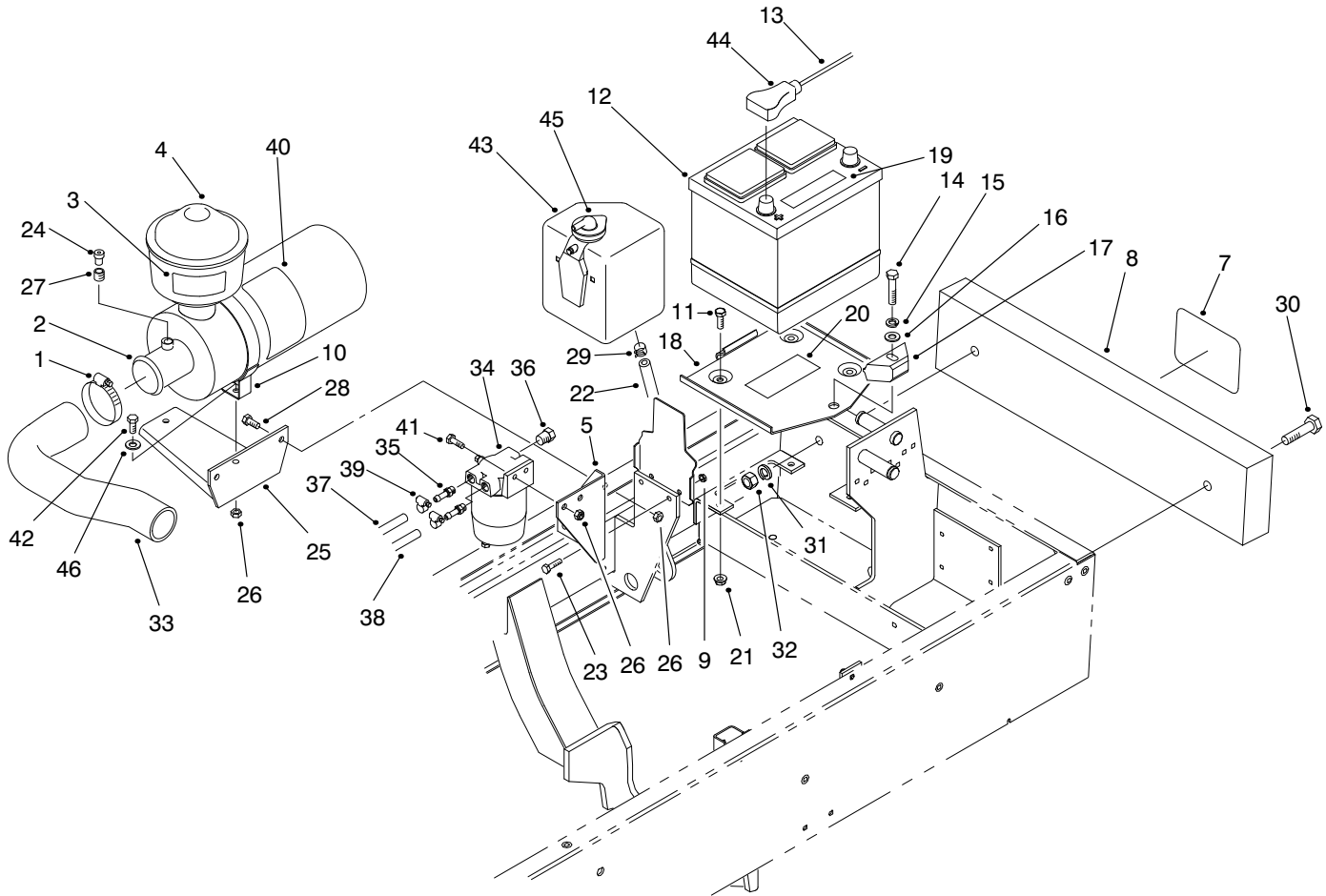


T-2925

EXHAUST MANIFOLD & GASKET ASSEMBLY

Ref. No.	Part No.	Description	No. Used
1	98-9609	Gasket-Manifold, Inlet	1
2	98-9608	Manifold-Inlet	1
3	98-7605	Bolt	3
4	98-9353	Bolt	1
5	98-9355	Bolt	2
6	98-9444	Plug	1
7	98-9419	Timer-Glow Lamp	1

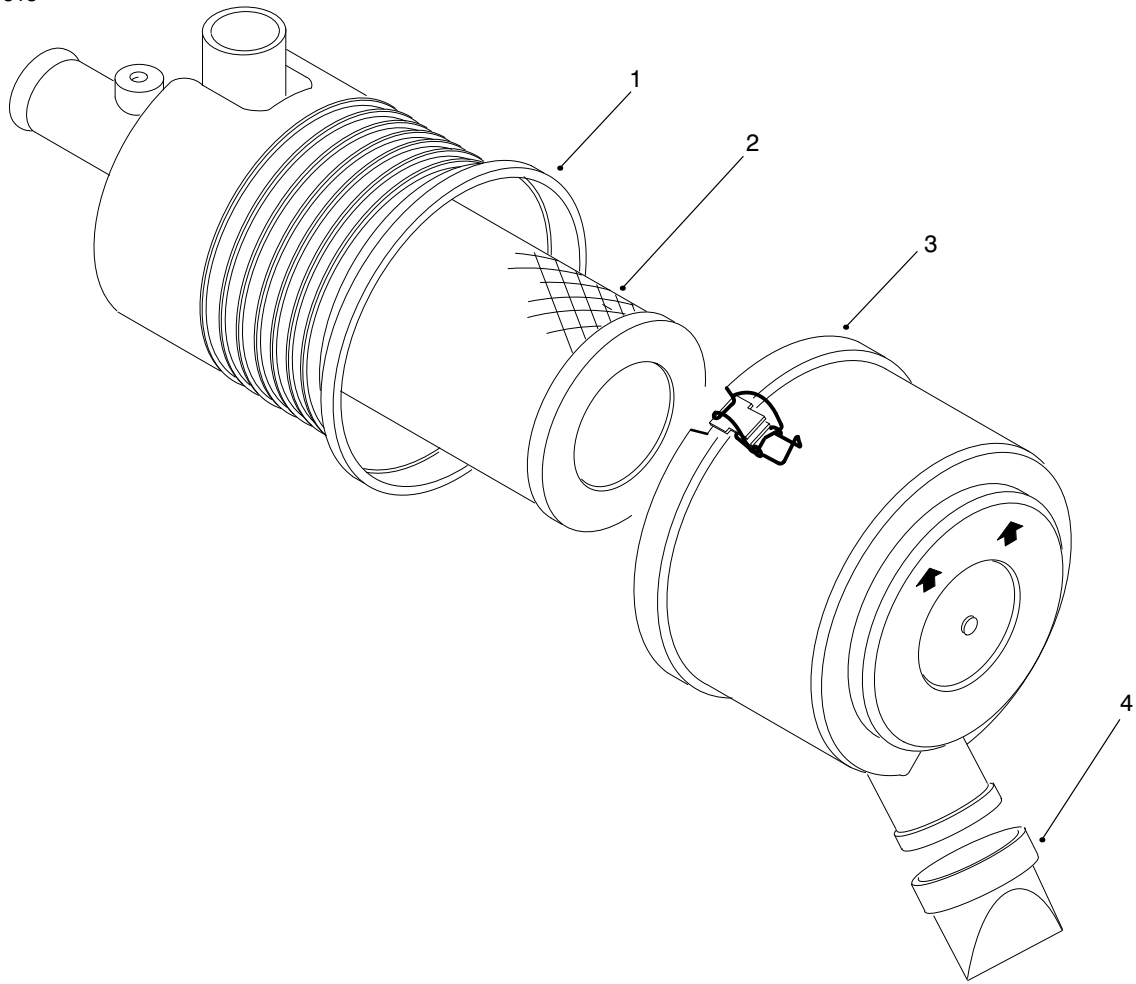
Ref. No.	Part No.	Description	No. Used
8	98-9397	Lamp-Indicator	1
9	98-9610	Gasket-Manifold, Exhaust	1
10	98-9611	Gasket-Muffler	1
11	42-9560	Stud	4
12	98-9718	Manifold-Exhaust	1
13	98-9665	Nut	6
14	98-9588	Stud	6



T-2902

ENGINE COMPONENTS ASSEMBLY

Ref. No.	Part No.	Description	No. Used	Ref. No.	Part No.	Description	No. Used
1	2412-42	Clamp-Hose	1	25	98-4518	Bracket-Air Cleaner	1
2	98-4517	Asm-Air Cleaner (Incl. Ref. #40)	1	26	3296-29	Nut-Lock	8
3	93-6692	Decal-Starting Fluid	1	27	94-1416	Asm-Adapter, Indicator	1
4	48-7430	Pre-Cleaner	1	28	322-5	Screw-HH	2
5	98-4578	Bracket-Fuel Filter	1	29	92-2379	Clamp-Hose	1
7	62-5550	Decal-Toro	1	30	325-12	Screw-HH	2
8	75-6680	Bar-Weight	1	31	3253-27	Washer-Lock	2
9	32128-33	Nut-Lock	2	32	3217-9	Nut-Hex.	2
10	98-4525	Bracket-Mount, Air Cleaner	1	33	98-4510	Hose-Air Cleaner	1
11	322-4	Screw-HH	3	34	98-9305	Filter-Water/Fuel Separator	1
12		Battery (Type 26, 530 Amp.)	1	35	353-783	Fitting-Fuel	1
13	98-4599	Asm-Battery Cable (+) (Incl. Ref. #44)	1	36	281-13	Plug-Pipe	2
14	323-9	Screw-HH	1	37	71-3381	Hose-Fuel	1
15	3253-21	Washer-Lock	1	38	95-4275	Hose-Fuel	1
16	3256-24	Washer-Flat	1	39	2412-108	Clamp	4
17	66-2490	Clamp-Battery	1	40	98-9788	Decal-Instructions	1
18	66-2330	Base-Battery	1	40	93-8052	Decal-Instructions (Europe)	1
19	93-6668	Decal-Battery	1	41	3234-29	Screw	2
20	93-7276	Decal-Danger	1	42	322-6	Screw-HH	2
21	32128-20	Nut-Lock	3	43	98-9323	Asm-Expansion Tank (Incl. Ref. #45)	1
22	98-4576	Bracket-Reservoir, Water	1	44	28-1280	Boot-Cable	1
23	321-5	Screw-HH	2	45		Cap-Expansion Tank	1
24	93-9164	Indicator-Service	1	46	3256-24	Washer-Flat	2



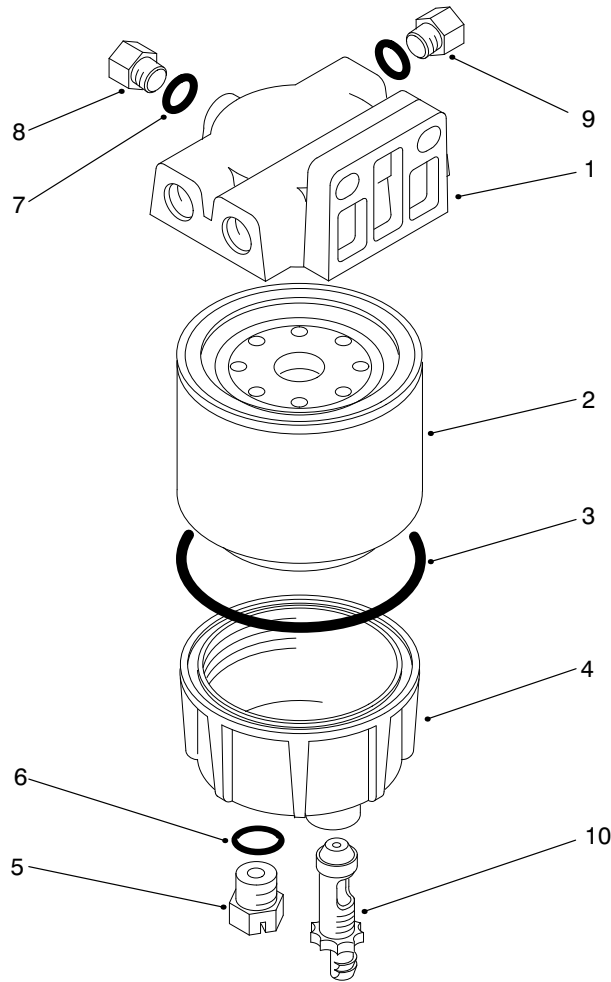
T-2903

AIR CLEANER ASSEMBLY

Ref. No.	Part No.	Description	No. Used
1	98-9770	Asm-Body	1
2	98-9763	Asm-Element	1

Ref. No.	Part No.	Description	No. Used
3	98-9771	Asm-Cover	1
4	98-9772	Valve	1

*Not Illustrated
 †Not Serviceable Separately

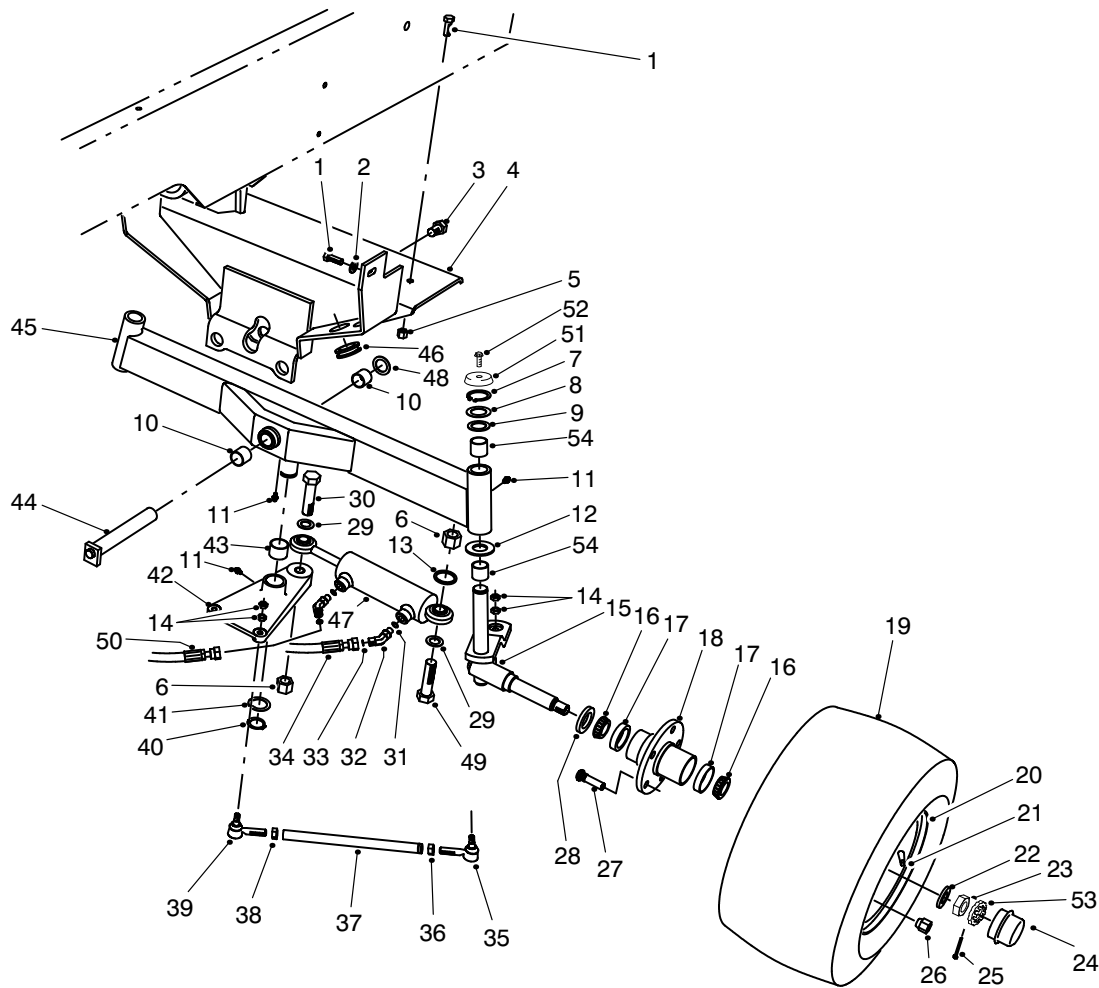


T-2904

FILTER, WATER/FUEL SEPARATOR ASSEMBLY

Ref. No.	Part No.	Description	No. Used
1	98-9772	Head - Filter	1
2	98-9764	Element - Spin On	1
3	98-9774	O - Ring, Filter Base	1
4	98-9775	Base - Filter	1
5	98-9773	Plug - Base, Filter (Incl. Ref. #6)	1

Ref. No.	Part No.	Description	No. Used
6		O - Ring	1
7		O - Ring	1
8	98-9776	Plug - Head, Filter (Incl. Ref. #7)	1
9	285-22	Plug - Pipe	1
10	98-9777	Asm - Valve, Drain	1



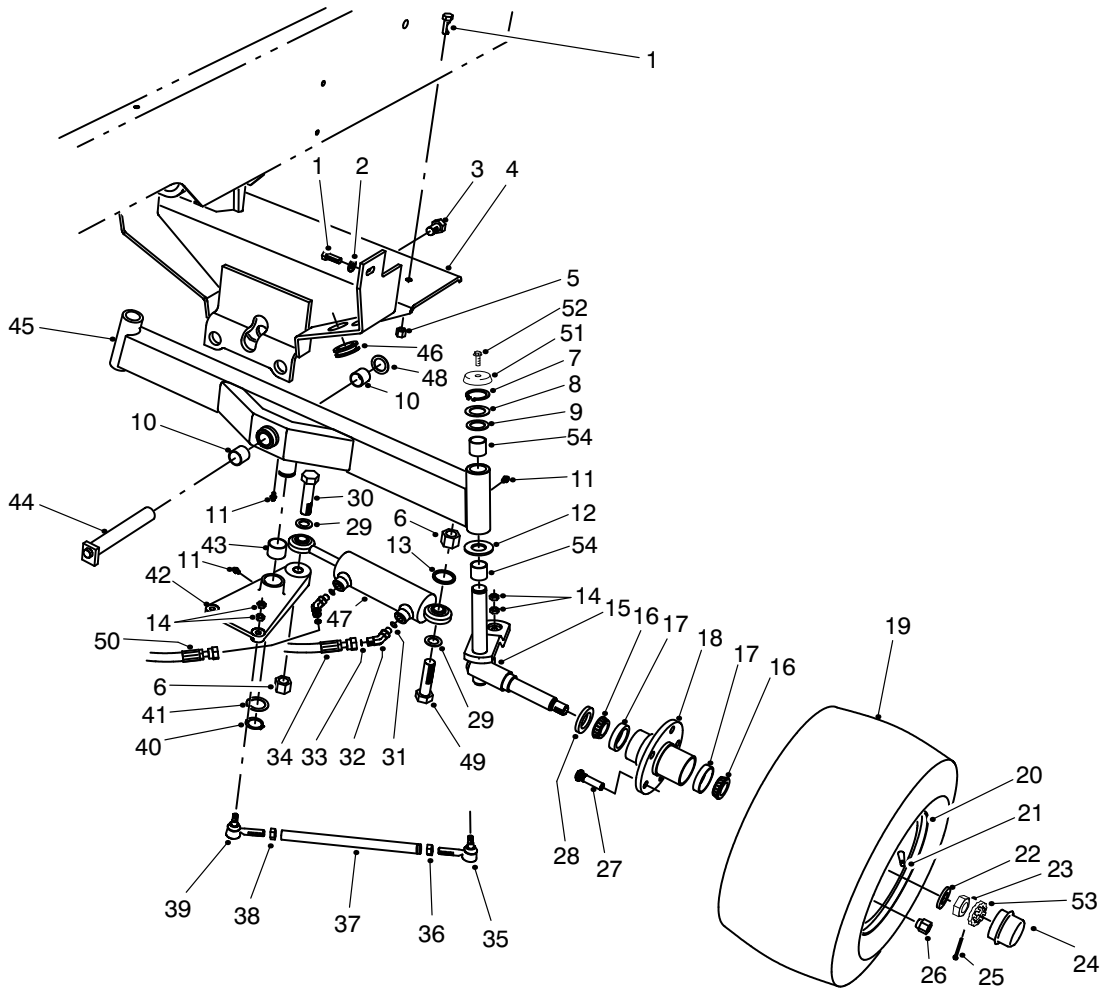
T-1915-2

REAR AXLE ASSEMBLY

Ref. No.	Part No.	Description	No. Used
1	323-7	Screw-HH	4
2	3256-24	Washer-Flat	2
3	327-2	Screw-HH	1
4	93-0064	Support-Rear Axle	1
5	3296-39	Nut-Lock	2
6	32153-6	Nut-Lock	2
7	32151-36	Ring-Retaining	2
8	5-1226	Washer-Shim	3
9	10-8110	Washer-Thrust	2
10	67-1751	Bushing-Sleeve	2
11	302-5	Fitting-Grease	4
12	256-121	Washer-Thrust	2
13	67-7250	Spacer-Cylinder	1
14	3220-3	Nut-Jam	8
15	93-7001	Spindle-Rear LH	1
*	93-7000	Spindle-Rear RH	1
16	254-94	Cone-Bearing	4
17	254-72	Cup-Bearing	4
18	21-2820	Hub-Rear Wheel	2
19	231-141	Tire	2
20	217-121	Rim	2
21	232-35	Stem-Valve	2
22	93-0309	Washer-Tab	2

Ref. No.	Part No.	Description	No. Used
23	3220-7	Nut-Jam	2
24	241-119	Cap-Dust	2
25	3272-13	Pin-Cotter	2
26	242-50	Nut-Lug	10
27	10-6830	Stud-Drive	10
28	253-129	Seal-Grease	2
29	67-9410	Washer-Thrust	2
30	328-25	Screw-HH	1
31	237-78	O-Ring	2
32	340-103	Fitting-Hydraulic 45° (Incl. Ref. #31 & 33)	2
33	237-21	O-Ring	2
34	75-6230	Hose-Hydraulic	1
35	21-0141	Joint-Ball	2
36	3220-5	Nut-Jam	2
37	75-3130	Rod-Tie	2
38	3220-12	Nut-Jam LH Thread	2
39	21-0151	Joint-Ball LH Thread	2
40	32151-77	Ring-Retaining	1
41	76-2980	Washer-Thrust	1
42	75-4410	Asm-Pivot Plate (Incl. Ref. #11 & 43)	1
43	76-2970	Bushing-Sleeve	2

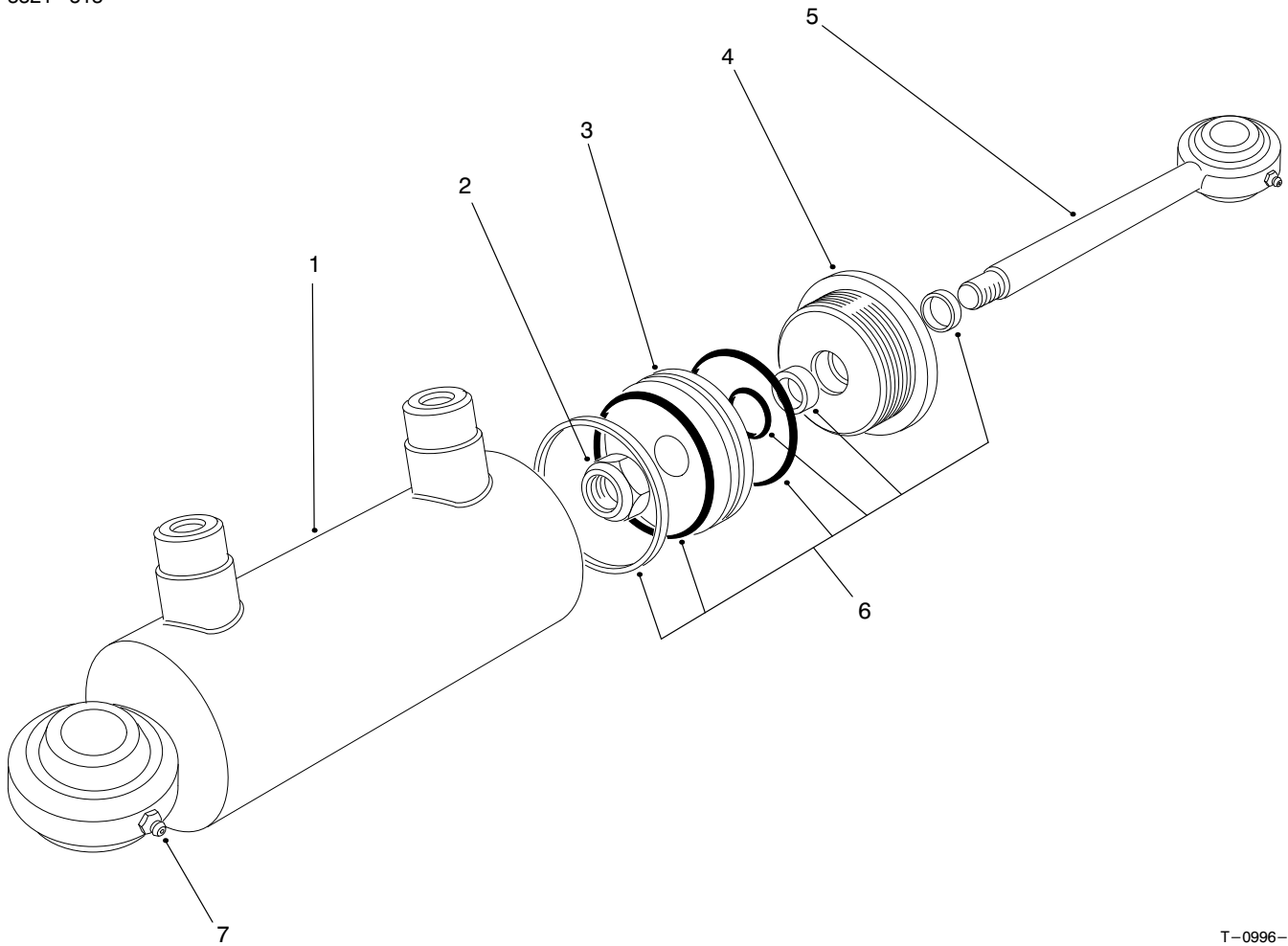
*Not Illustrated



T-1915-2

REAR AXLE ASSEMBLY (Continued)

Ref. No.	Part No.	Description	No. Used	Ref. No.	Part No.	Description	No. Used
44	75-4180	Pin-Rear Axle Pivot	1	50	75-6230	Hose-Hydraulic	1
45	75-2900	Asm-Rear Axle (Incl. Ref. #10, 11 & 54)	1	51	66-2990	Cap-Spindle	2
46	237-165	Grommet	2	52	3234-13	Screw-Cap Flange Hd.	2
47	75-1200	Asm-Hydraulic Cylinder	1	53	93-0307	Retainer	2
49	328-27	Screw-HH	1	54	67-1750	Bushing-Sleeve	4



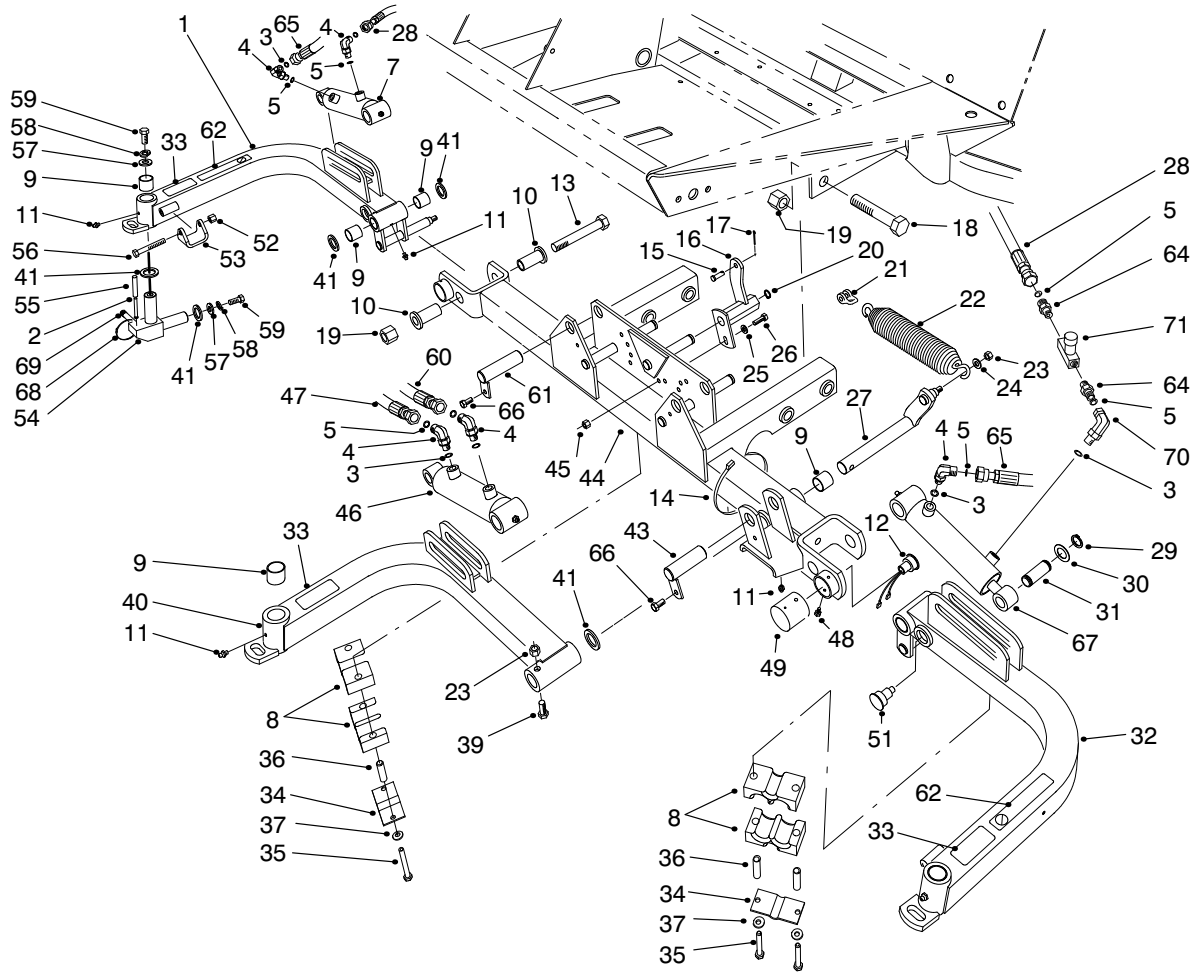
T-0996-1

HYDRAULIC CYLINDER NO. 75-1200

Ref. No.	Part No.	Description	No. Used
†1		Asm-Barrel	1
2	75-1210	Nut-Lock	1
3	75-1220	Piston	1
4	75-1260	Head-Internal	1

Ref. No.	Part No.	Description	No. Used
5	75-1230	Asm-Piston Rod	1
6	75-1250	Seal Kit	1
7	302-5	Fitting-Grease	2

†Not Serviced Separately



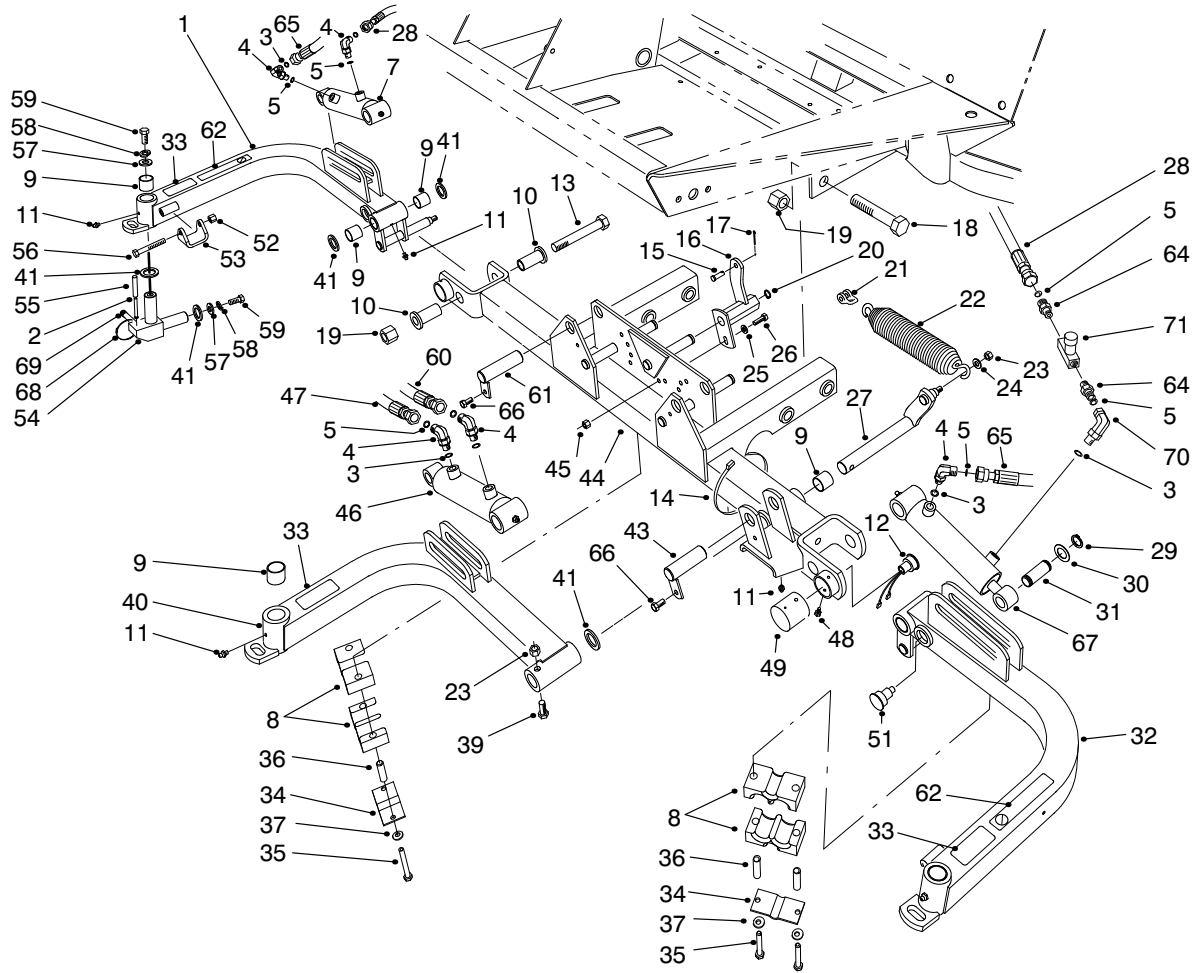
T-1059-4

FRONT LIFT ARMS ASSEMBLY

Ref. No.	Part No.	Description	No. Used
1	94-5598	Asm-Lift Arm RH (Incl. Ref. #9 & 11)	1
2	32121-27	Pin-Roll	3
3	237-78	O-Ring	6
4	340-132	Fitting-Hydraulic 90° (Incl. Ref. #3 & 5)	5
5	237-21	O-Ring	8
7	98-8069	Asm-Hydraulic Cylinder	1
8	82-8170	Clamp-Hose	8
9	67-1750	Bushing-Sleeve	12
10	84-8320	Insert-Hinge	4
11	302-5	Fitting-Grease	6
12	92-8002	Sensor-Reed Switch	1
13	328-12	Screw-HH	2
14	3290-379	Tie-Cable	3
15	283-6	Pin-Clevis	3
16	75-5210	Bracket-Spring Center	1
*	75-5200	Bracket-Spring RH	1
*	75-5220	Bracket-Spring LH	1
17	3272-10	Pin-Cotter	3
18	328-7	Screw-HH	4
19	3296-51	Nut-Lock	6
20	32151-48	Ring-Retaining	3

Ref. No.	Part No.	Description	No. Used
21	282-4	Clevis-Spring	3
22	5-0743	Spring-Extension	3
23	3296-44	Nut-Lock	4
24	3256-24	Washer-Flat	3
25	3256-23	Washer-Flat	3
26	322-5	Screw-HH	3
27	75-4550	Shaft-Center Arm Pivot	1
28	75-5890	Hose-Hydraulic	2
29	32120-93	Ring-Retaining	6
30	3-6498	Washer-Thrust	6
31	75-5350	Pin-Cylinder Rod End	3
32	94-5800	Asm-Lift Arm LH (Incl. Ref. #9 & 11)	1
33	93-6696	Decal-Warning	3
34	93-7961	Clamp-Rubber	3
35	322-13	Screw-HH	6
36	93-7960	Spacer	6
37	3256-70	Washer-Flat	6
39	323-11	Screw-HH	1
40	94-5802	Asm-Lift Arm, Center (Incl. Ref. #9 & 11)	1
41	256-115	Washer-Thrust	11
43	83-6790	Pin-Cylinder (Short)	1

*Not Illustrated



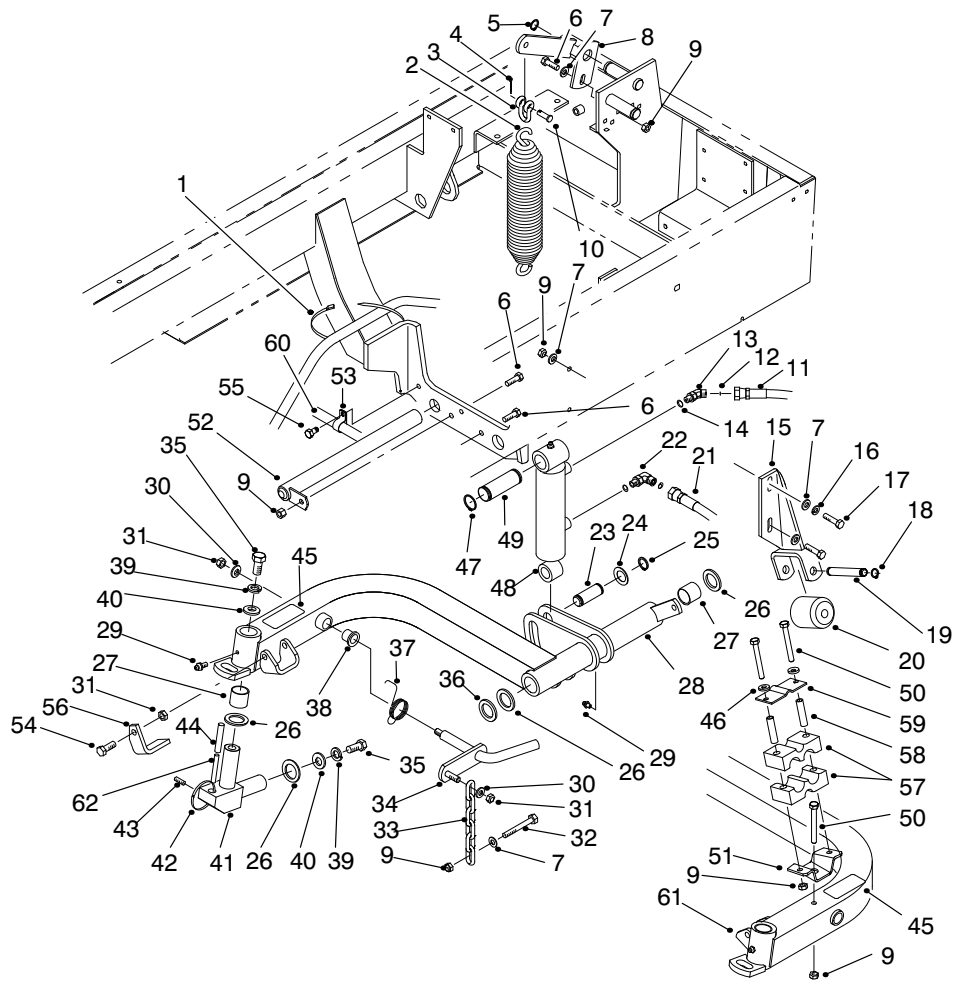
T-1059-4

FRONT LIFT ARMS ASSEMBLY (Continued)

Ref. No.	Part No.	Description	No. Used
44	94-5808	Asm-Carrier Frame (Incl. Ref. #9 & 11)	1
45	3296-29	Nut-Lock	3
46	93-9310	Asm-Hydraulic Cylinder	1
47	75-5900	Hose-Hydraulic	1
48	32104-76	Screw-Thread Forming	2
49	75-6370	Cover-Sensor	1
51	92-8754	Actuator-Reed Switch	1
52	3296-39	Nut-Lock	2
53	75-5410	Bracket-Arm	2
54	75-3010	Joint-Arm	3
55	32121-122	Pin-Roll	3
56	323-12	Screw-HH	2
57	3256-6	Washer-Flat	6
58	3253-7	Washer-Lock	6
59	325-4	Screw-HH	6

Ref. No.	Part No.	Description	No. Used
60	75-5910	Hose-Hydraulic	1
61	83-6780	Pin-Cylinder (Long)	2
62	93-6687	Decal-No Step	2
64	340-13	Fitting-Straight (Incl. Ref. #5)	2
65	82-6490	Hose-Hydraulic	1
66	32144-14	Screw-Self Tapping	3
67	98-8068	Hydraulic Cylinder Asm.	1
68	3290-378	Tie-Cable	5
69	92-9097	Set Screw	3
70	340-143	Fitting-Hydraulic 90° (Incl. Ref. #3)	1
71	82-8270	Valve-Flow Control	1
*	93-6688	Decal-Hands/Feet (Mounted on Cutting Unit Frames)	3

* Not Illustrated

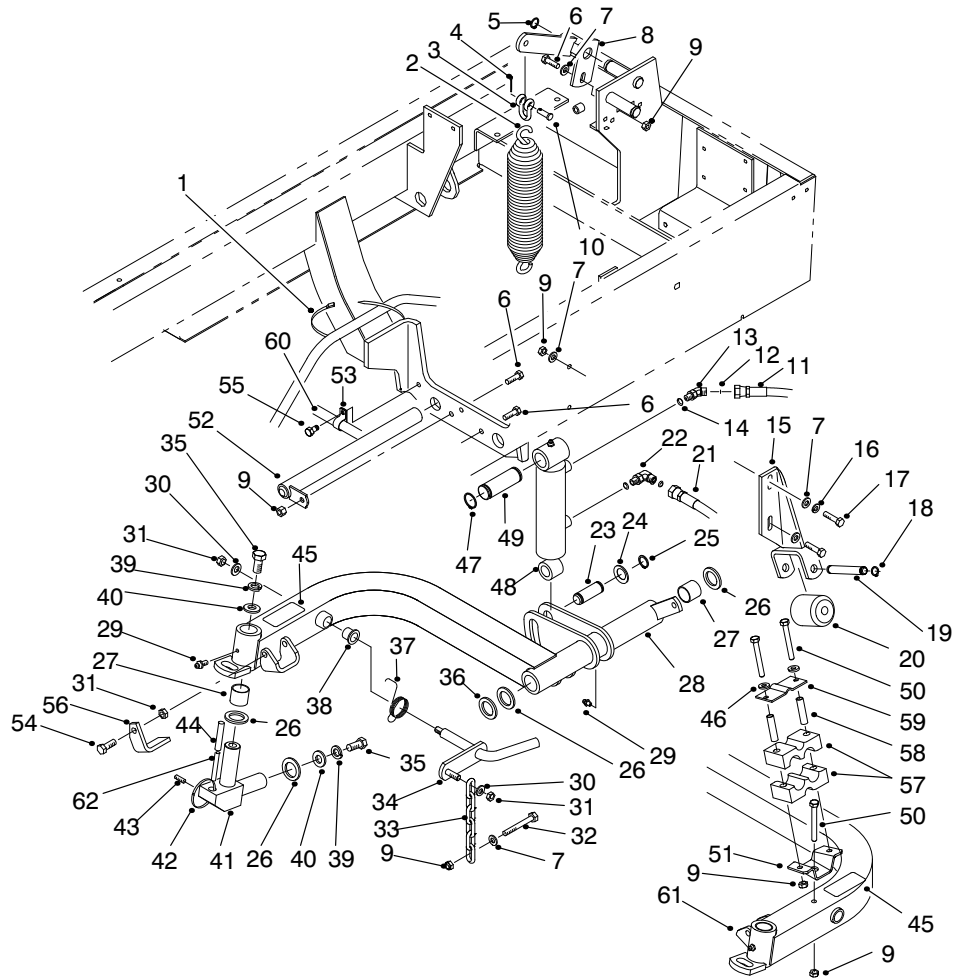


T-1880-4

REAR LIFT ARMS ASSEMBLY

Ref. No.	Part No.	Description	No. Used	Ref. No.	Part No.	Description	No. Used
1	3290-379	Tie-Cable	4	23	75-5350	Pin-Cylinder Rod End	2
2	5-0743	Spring-Counterbalance	2	24	3-6498	Washer-Thrust	4
3	282-4	Clevis-Spring	2	25	32120-93	Ring-Retaining	4
4	3272-10	Pin-Cotter	2	26	256-115	Washer-Thrust	8
5	32151-48	Ring-Retaining	2	27	67-1750	Bushing-Sleeve	8
6	322-5	Screw-HH	3	28	94-5596	Lift Arm Asm- Rear RH (Incl. Ref. #27, 29 & 38)	1
7	3256-23	Washer-Flat	10	29	302-5	Fitting-Grease	4
8	98-4548	Bracket-Spring Rear RH	1	30	3256-24	Washer-Flat	4
*	98-4536	Bracket-Spring Rear LH	1	31	3296-39	Nut-Lock	6
9	3296-29	Nut-Lock	11	32	322-12	Screw-HH	2
10	283-6	Pin-Clevis	2	33	5-1096	Chain-Cutting Unit	2
11	75-6070	Hose-Hydraulic (Cap)	1	34	75-4590	Rod-Pivot	2
12	237-78	O-Ring	4	35	325-4	Screw-HH	4
13	340-103	Fitting-Hydraulic 45° (Incl. Ref. #12 & 14)	1	36	93-0142	Bushing-Straight	2
14	237-21	O-Ring	4	37	75-4520	Spring-Torsion RH	1
15	75-3810	Bracket-Roller	2	*	75-4530	Spring-Torsion LH	1
16	3253-4	Washer-Lock	2	38	256-287	Bushing-Flange	4
17	322-6	Screw-HH	4	39	3253-7	Washer-Lock	4
18	32151-61	Ring-Retaining	4	40	3256-6	Washer-Flat	4
19	75-5400	Shaft-Roller	2	41	75-3010	Joint-Arm	2
20	75-5390	Roller	2	42	3290-378	Tie-Cable	2
21	75-6180	Hose-Hydraulic RH (Rod)	2	43	92-9097	Set Screw	2
*	75-6080	Hose-Hydraulic LH (Rod)	1	44	32121-122	Pin-Roll	2
22	340-132	Fitting-Hydraulic 90° (Incl. Ref. #12 & 14)	3				

*Not Illustrated



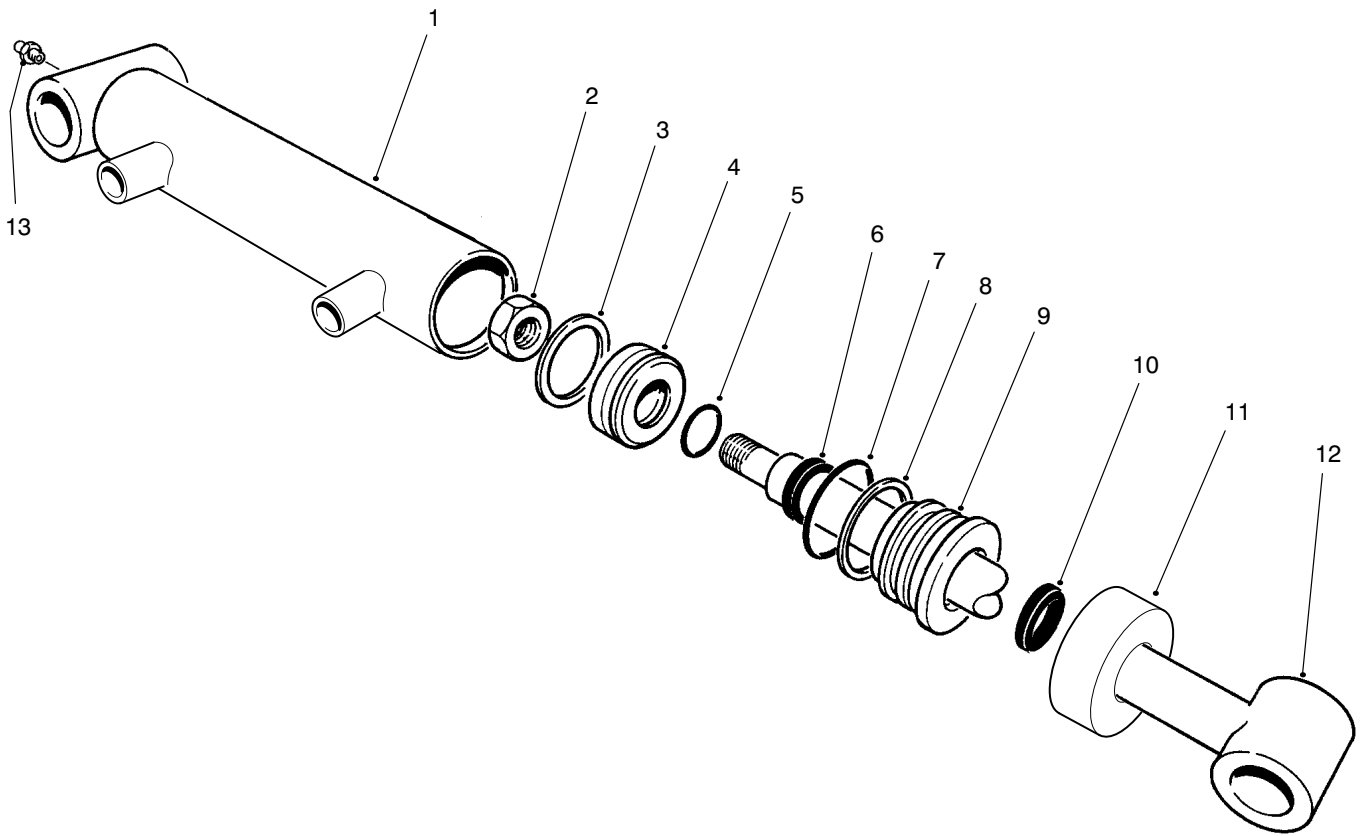
T-1880-4

REAR LIFT ARMS ASSEMBLY (Continued)

Ref. No.	Part No.	Description	No. Used
45	93-6696	Decal-Warning	2
46	3256-70	Washer-Plain	2
47	32151-36	Ring-Retaining	4
48	93-9311	Hydraulic Cylinder Asm-	2
49	75-5360	Pin-Cylinder Cap End	2
50	322-13	Screw-HH	3
51	94-4919	Bracket-Clamp, Hose	1
52	93-0069	Pin-Pivot	2
54	323-6	Screw-HH	2
56	93-3640	Stop-Reel RH	1

Ref. No.	Part No.	Description	No. Used
*	83-5170	Stop-Reel LH	1
57	82-8170	Clamp	2
58	93-7960	Spacer	2
59	93-7961	Clamp	1
61	94-5594	Lift Arm Asm- Rear LH (Incl. Ref. #27, 29 & 38)	1
62	32121-27	Pin-Roll	2
*	93-6688	Decal-Hands/Feet (Mounted on Cutting Unit Frames)	2

*Not Illustrated



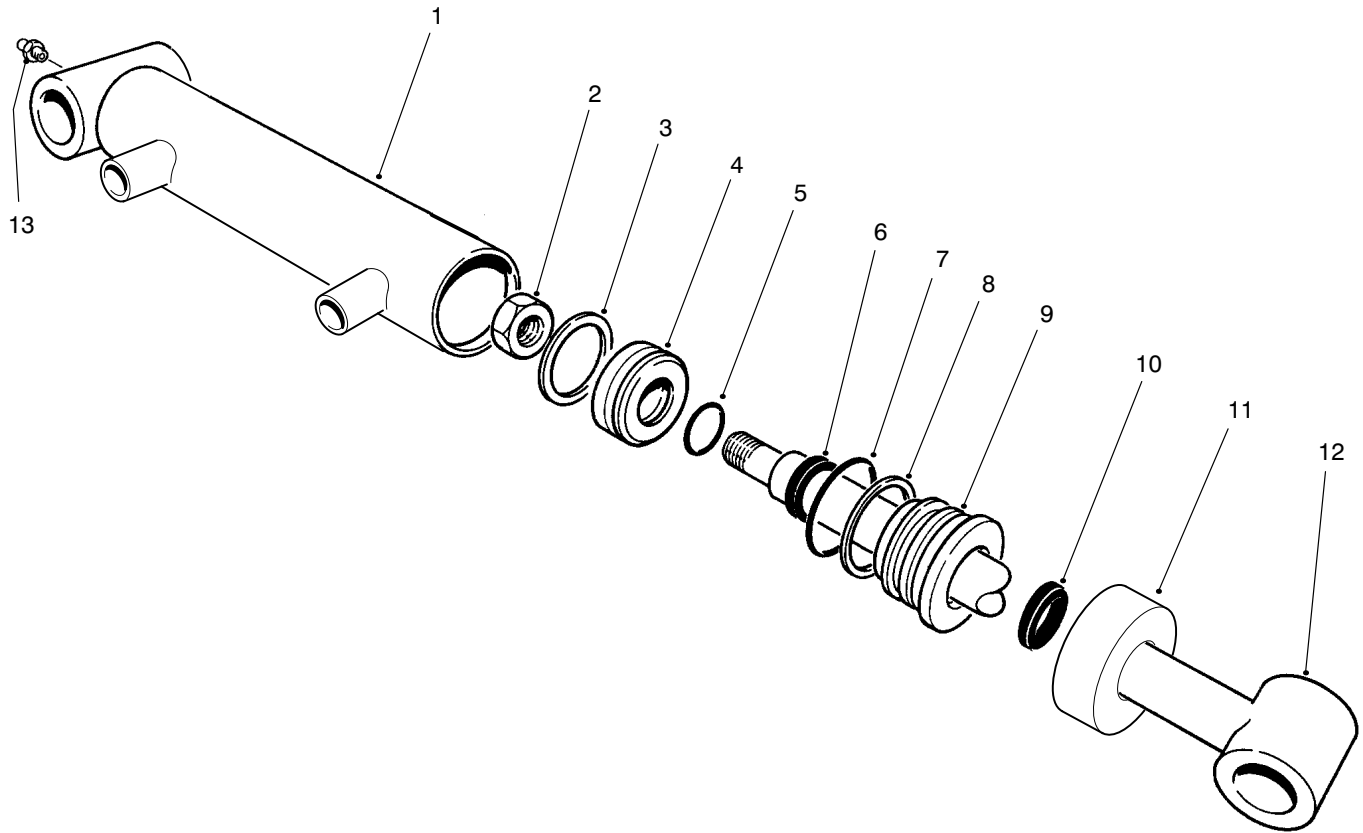
T-2114-2

HYDRAULIC CYLINDER NO. 93-9311

Ref. No.	Part No.	Description	No. Used
†1	93-9313	Asm-Barrel	1
2	32152-10	Nut	1
†3		Uni-ring	1
4	70-2780	Piston	1
†5		O-Ring	1
†6		Seal-Rod	1
†7		O-Ring	1
†8		Backup	1

Ref. No.	Part No.	Description	No. Used
9	93-7990	Head	1
†10		Seal-Dust	1
11	93-7991	Collar	1
12	75-3790	Shaft and Tube	1
13	302-5	Fitting-Grease	1
*	86-7330	Seal Repair Kit (Incl. Ref. #3, 5-8 & 10)	1

*Not Illustrated
 †Not Serviced Separately



T-2114-2

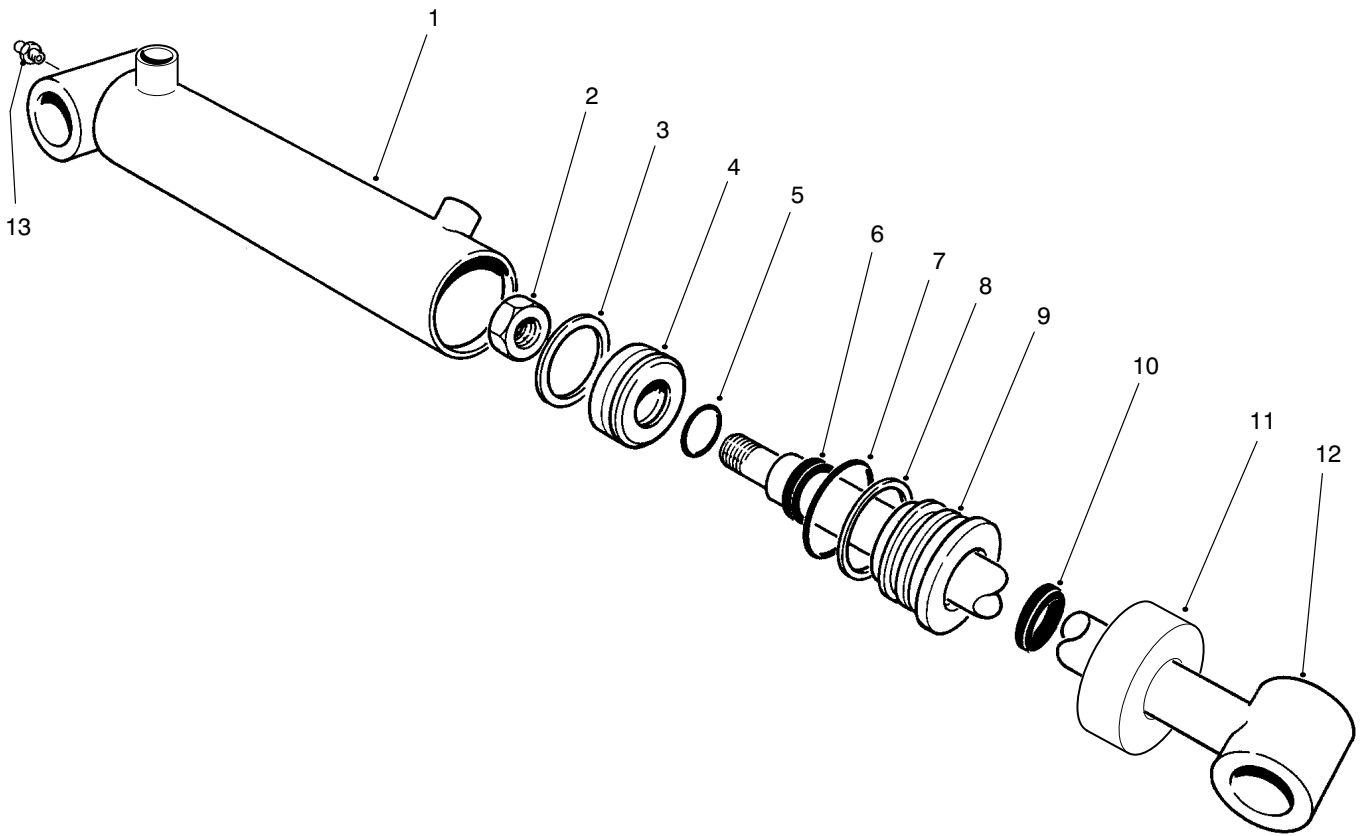
HYDRAULIC CYLINDER NO. 93-9310

Ref. No.	Part No.	Description	No. Used
1	93-9312	Asm-Barrel	1
2	32152-10	Nut	1
†3		Uni-ring	1
4	70-2780	Piston	1
†5		O-Ring	1
†6		Seal-Rod	1
†7		O-Ring	1
†8		Backup	1

Ref. No.	Part No.	Description	No. Used
9	93-7990	Head	1
†10		Seal-Dust	1
11	93-7991	Collar	1
12	75-3790	Shaft and Tube	1
13	302-5	Fitting-Grease	1
*	86-7330	Seal Repair Kit (Incl. Ref. #3, 5-8 & 10)	1

*Not Illustrated

†Not Serviced Separately



T-2115-1

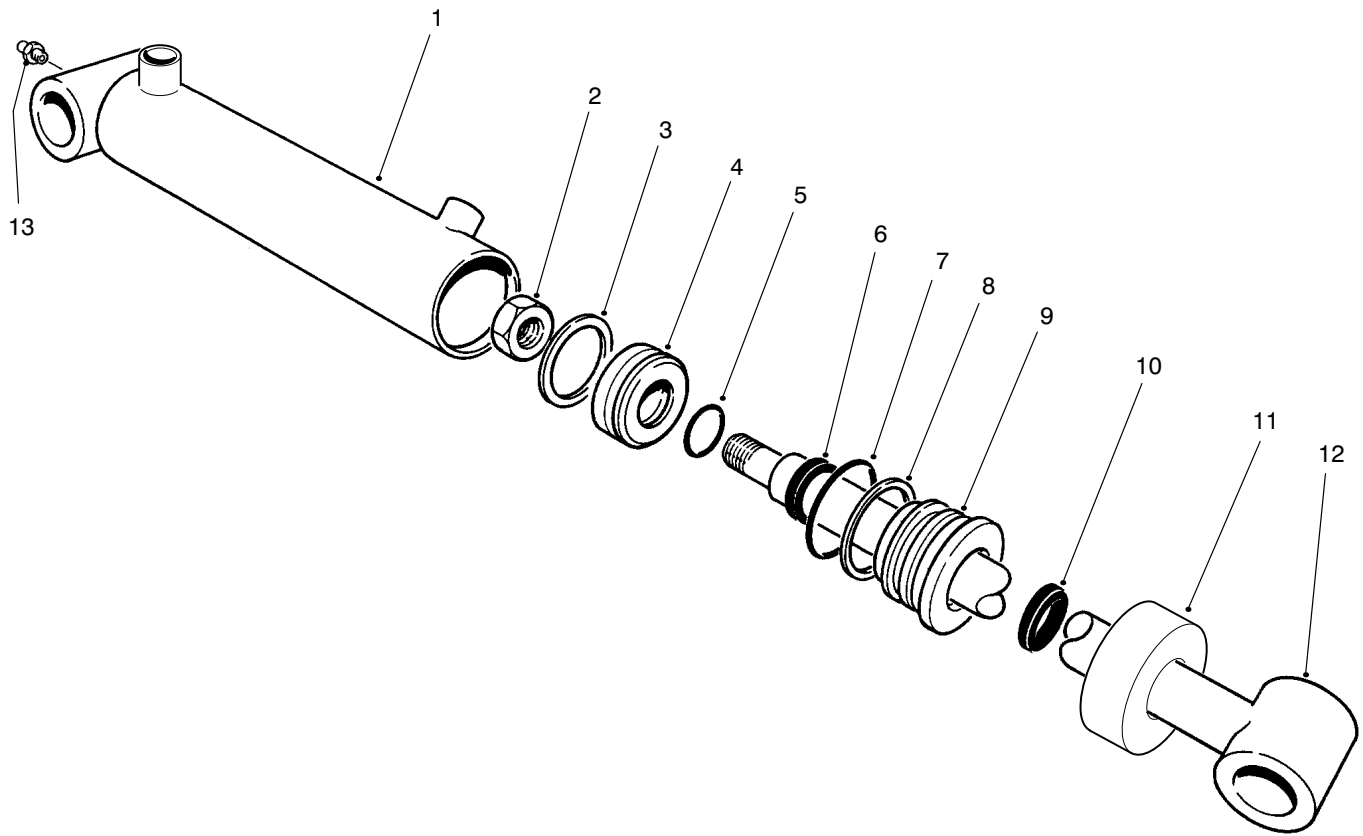
HYDRAULIC CYLINDER NO. 98-8069

Ref. No.	Part No.	Description	No. Used
1	93-7558	Asm-Barrel	1
2	32152-10	Nut	1
†3		Uni-ring	1
4	84-1710	Piston	1
†5		O-Ring	1
†6		Seal-Rod	1
†7		O-Ring	1
†8		Backup	1

Ref. No.	Part No.	Description	No. Used
9	98-7354	Head	1
†10		Seal-Dust	1
11	93-7994	Collar	1
12	84-1740	Shaft and Tube	1
13	302-5	Fitting-Grease	1
*	84-1760	Seal Repair Kit (Incl. Ref. #3, 5-8 & 10)	1

*Not Illustrated

†Not Serviced Separately



T-2115-1

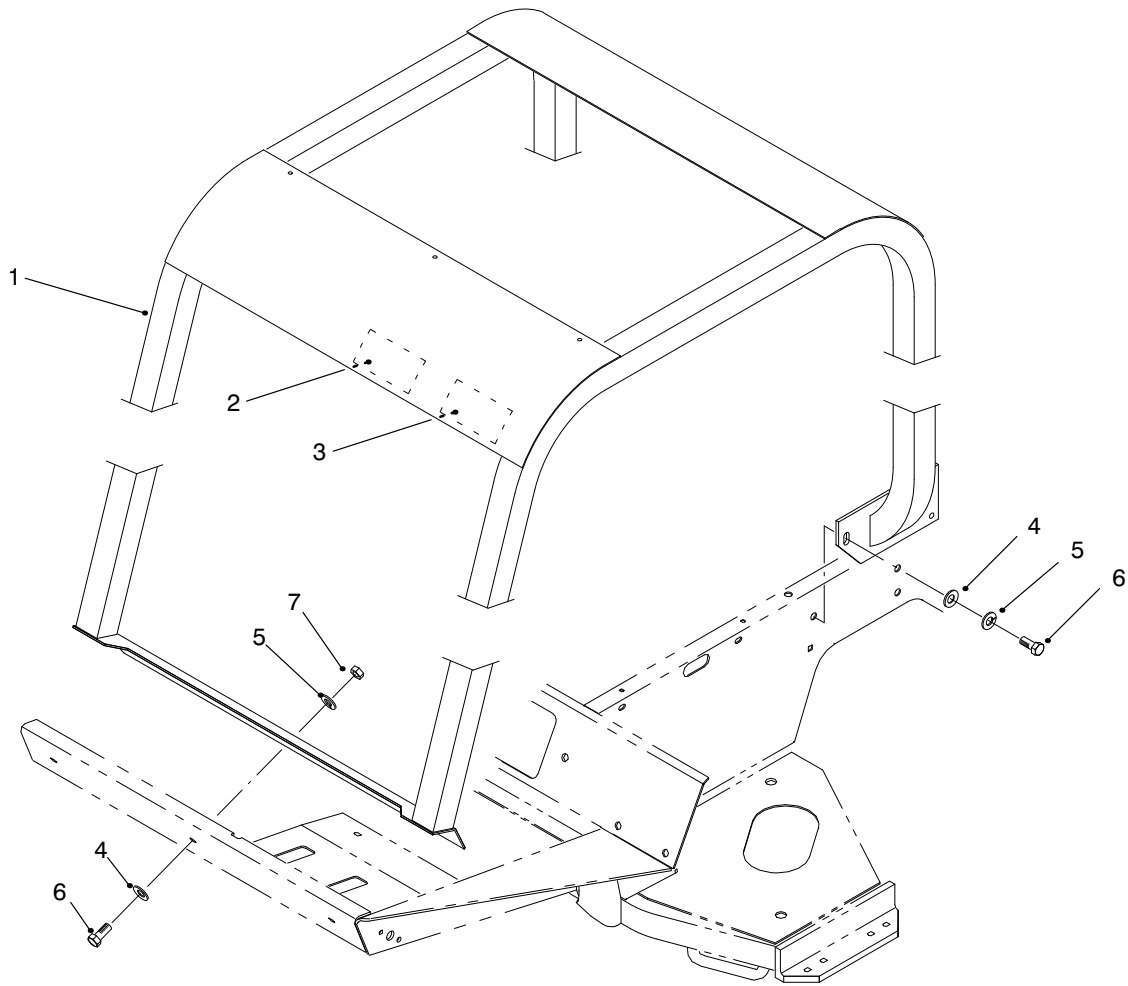
HYDRAULIC CYLINDER NO. 98-8068

Ref. No.	Part No.	Description	No. Used
1	93-7557	Asm-Barrel	1
2	32152-10	Nut	1
†3		Uni-ring	1
4	70-2780	Piston	1
†5		O-Ring	1
†6		Seal-Rod	1
†7		O-Ring	1
†8		Backup	1

Ref. No.	Part No.	Description	No. Used
9	98-7353	Head	1
†10		Seal-Dust	1
11	93-7991	Collar	1
12	75-2120	Shaft and Tube	1
13	302-5	Fitting-Grease	1
*	86-7330	Seal Repair Kit (Incl. Ref. #3, 5-8 & 10)	1

*Not Illustrated

†Not Serviced Separately



T-1959-1

ROLL OVER PROTECTION SYSTEM (R.O.P.S.) (Optional)

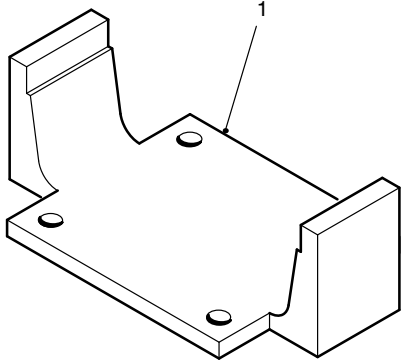
Ref. No.	Part No.	Description	No. Used
1	83-7410	Roll-Bar	1
2	85-9980	Decal-R.O.P.S.	1
2	93-8073	Decal-R.O.P.S. (Europe)	1
3	83-7430	Decal-Danger	1
3	93-8050	Decal-Danger (Europe)	1
3	84-4300	Decal-Danger (Japan)	1
4	3256-26	Washer-Flat	9

Ref. No.	Part No.	Description	No. Used
5	3253-7	Washer-Lock	9
6	325-5	Screw-HH	9
7	3217-9	Nut-Lock	3
*	21-4191	Asm-Seat Belt	1
*	3212-4	Screw-HH	2
*	3253-6	Washer-Lock	2

*Not Illustrated

SPECIAL TOOLS

AXLE TOOL NO. *TOR859920



T-1325-1

Ref. No.	Part No.	Description	No. Used
1		Tool-Axle	1

*Obtain these items directly from OTC 2013 4th St. Owatonna, MN. 55060 1-800-533-0492
(in Minnesota and Canada 1-507-455-7050) Fax. 507-455-7011.

TORO PART NUMBER INDEX

3321-513

Part No.	Description	Pg. No.	Ref. No.	Qty.	Part No.	Description	Pg. No.	Ref. No.	Qty.
3-6498	Washer-Thrust	28	22	2	43-6810	Spider-Torque	26	5	2
3-6498	Washer-Thrust	71	24	4	44-2210	Asm-Lights, Warning	3	32	1
3-6498	Washer-Thrust	69	30	6	46-6550	Connector-Fuel, Elbow 90°	21	19	1
3-6657	Clamp-Cable	6	29	1	46-6560	Grommet	21	20	2
3-6657	Clamp-Cable	35	51	1	46-8091	Screw-HH	1	7	4
5-0652	Spacer	5	42	1	47-0110	Spacer-Spindle	34	6	1
5-0743	Spring-Counterbalance	71	2	2	48-7430	Pre-Cleaner	63	4	1
5-0743	Spring-Extension	69	22	3	48-7890	Nut-Hex.	34	22	1
5-1096	Chain-Cutting Unit	71	33	2	49-6440	Plate-Traction Pedal	5	11	1
5-1226	Washer-Shim	66	8	3	57-6390	Nut-Lock	34	24	1
10-6830	Stud-Drive	66	27	10	61-2790	Screen-Filler	13	3	1
10-8110	Washer-Thrust	66	9	2	62-5550	Decal-TORO	1	1	1
21-0141	Joint-Ball	66	35	2	62-5550	Decal-Toro	63	7	1
21-0151	Joint-Ball LH Thread	66	39	2	62-7400	Decal-TORO	1	16	1
21-2820	Hub-Rear Wheel	66	18	2	62-7650	Gasket-Sending Unit	21	6	1
21-4191	Asm-Seat Belt	77	*	1	63-6890	Hinge-Hood RH	1	17	1
21-7670	Case-Differential	25	33	1	63-6900	Hinge-Hood LH	1	17	1
21-7690	Gear-Pinion	24	6	2	63-7590	Relay-Starter	31	42	1
21-7700	Shaft-Pinion Mate	25	31	1	63-7640	Unit-Sending	21	7	1
21-7710	Pin-Roll	25	30	1	63-7732	Cable-Brake RH	5	*	1
21-7720	Washer-Thrust	24	4	2	63-7733	Cable-Brake LH	5	29	1
21-7730	Washer-Thrust	24	7	2	63-7880	Pin-Brake Latch	5	28	1
21-7770	Screw-Drive Gear	25	32	5	63-7900	Rack-Parking Brake	3	20	1
21-8020	Spacer-Front Pinion	25	25	1	63-8140	Pulley-Idler	34	46	1
21-8090	Diff. Adjust. Shim .003	25	38	A/R	63-8360	Key-Ignition	10	9	1
21-8100	Diff. Adjust. Shim .005	25	37	A/R	63-8410	Washer-Flat	21	24	3
21-8110	Diff. Adjust. Shim .010	25	36	A/R	63-8410	Washer-Flat	13	37	3
21-8120	Diff. Adjust. Shim .030	25	35	A/R	63-9640	Hose-Fuel	21	17	1
21-8180	Bearing	26	3	2	63-9920	Decal-EEC 105	6	46	1
21-8270	Pin-Dowel	24	3	2	65-5100	Handle	1	5	2
21-8360	Clip-Retaining	26	10	2	66-2330	Base-Battery	63	18	1
21-8390	Cup-Bearing	25	24	1	66-2490	Clamp-Battery	63	17	1
21-9260	Seal-Shaft	3	27	1	66-2920	Washer-Friction	6	32	2
21-9370	Screw-Adjusting	26	7	2	66-2990	Cap-Spindle	67	51	2
21-9380	Nut-Pivot	26	8	2	66-3180	Tube-Vent	31	26	1
21-9390	Socket-Adjusting Screw	26	6	2	66-3240	Cap-Radiator	31	13	1
21-9420	Spring-Shoe Return, LH	26	17	2	66-4190	Spring	6	37	1
21-9430	Spring-Shoe Return, RH	26	18	2	66-6480	Washer-Flat	22	44	4
21-9440	Spring-Adjusting Screw	26	14	2	66-8121	Standpipe-Elbow 90°	21	18	1
21-9450	Shield-Dust	26	4	2	66-8520	Bumper-Down-stop	7	17	2
21-9460	Retainer-Brake, Parking	26	15	4	66-8530	Adjuster	7	16	1
23-2140	Hose-Fuel	21	5	1	66-8560	Nut-Push	7	11	4
23-2270	Bushing-Rubber	28	26	1	66-8610	Weldment-Lower	7	10	1
23-7270	Nut-Lug	22	2	10	66-8800	Relay-Glow Plug	32	56	1
24-0760	Exchanger-Heat	31	45	1	66-9290	Spacer	7	15	6
24-8790	Gear-Bevel, Differential	24	5	2	66-9770	Seal	4	28	1
24-8840	Ring-Bearing, Wheel	26	22	2	66-9780	Bushing	4	29	1
24-9180	Lever, Brake, Parking	26	19	2	66-9860	Upper Cover & Jacket	4	37	1
25-8640	Screw-HH	6	25	2	66-9870	Plate-Retaining	4	38	1
27-2360	Asm-Ignition Switch	10	19	1	66-9880	Washer-Retaining Plate	4	39	1
27-3710	Dipstick-Axle	23	48	1	66-9890	Ring-Retaining	4	40	1
27-6852	Shaft-Axle, Flanged RH	26	*	1	66-9900	Shaft-Input	4	41	1
27-6862	Shaft-Axle, Flanged LH	26	1	1	66-9970	Kit-Spring	4	*	1
28-0670	Seal-Oil	26	13	2	66-9980	Kit-Seal	4	*	1
28-0680	Drum-Brake	26	11	2	66-9990	Kit-Needle Roller	4	*	1
28-1280	Boot-Cable	63	44	1	67-1630	Spacer-Fan	34	11	1
29-6162	Switch-Neutral	28	6	1	67-1750	Bushing-Sleeve	69	9	12
38-3400	Guard-Rubber	17	8	2	67-1750	Bushing-Sleeve	71	27	8
42-6080	Shim-Axle	22	43	A/R	67-1750	Bushing-Sleeve	67	54	4
42-9560	Stud	62	11	4	67-1751	Bushing-Sleeve	66	10	2
42-9560	Stud	33	28	4	67-7160	Block-Fuse	10	21	2
42-9600	Washer-Lock	33	17	2	67-7250	Spacer-Cylinder	66	13	1
42-9600	Washer-Lock	34	32	14	67-9410	Washer-Thrust	66	29	2
42-9850	Washer-Lock	33	12	9	68-5140	Cap-Steering Wheel	3	7	1
42-9850	Washer-Lock	34	23	3	68-5370	Decal-TORO	3	5	1
43-0090	Screw-HH	33	16	2	68-6150	Breather-Hydraulic Tank	13	2	1
43-0090	Screw-HH	34	31	14	69-8930	Washer-Flat	19	13	8
43-5930	Washer-Lock	34	21	1	69-8960	Spacer	19	29	4
43-6710	Diff. Adjust. Shim .003	24	15	A/R	70-2780	Piston	73	4	1
43-6711	Diff. Adjust. Shim .005	24	16	A/R	70-2780	Piston	74	4	1
43-6712	Diff. Adjust. Shim .010	24	17	A/R	70-2780	Piston	76	4	1
43-6713	Diff. Adjust. Shim .030	24	18	A/R	70-8570	Breaker-Circuit, 40 Amp	11	*	2
43-6750	Cup-Bearing, Tapered	24	10	1	71-3381	Hose-Fuel	63	37	1
43-6760	Cone-Bearing, tapered	24	9	1	71-4330	Seal	25	41	1

*Not Illustrated

TORO PART NUMBER INDEX (Cont.)

Part No.	Description	Pg. No.	Ref. No.	Qty.	Part No.	Description	Pg. No.	Ref. No.	Qty.
71-4350	Nut	24	20	1	75-0430	Ring-Retaining	27	1	1
72-3570	Shim .094-Diff. Adjust.	24	22	A/R	75-0440	Shaft-Motor	27	45	1
72-3571	Shim .096-Diff. Adjust.	24	*	A/R	75-0450	Collar	27	50	1
72-3572	Shim .098-Diff. Adjust.	24	*	A/R	75-0460	Bearing-Ball	27	51	2
72-3573	Shim .100-Diff. Adjust.	24	22	A/R	75-0470	Kit-Cylinder Block	27	14	2
72-3574	Shim .102-Diff. Adjust.	24	*	A/R	75-0480	Pin	27	10	2
72-3575	Shim .104-Diff. Adjust.	24	*	A/R	75-0500	Bearing-Needle	27	16	2
72-3576	Shim .106-Diff. Adjust.	24	*	A/R	75-0510	Pin	27	17	1
72-3577	Shim .108-Diff. Adjust.	24	*	A/R	75-0520	Bearing-Ball	27	4	1
72-3578	Shim .110-Diff. Adjust.	24	*	A/R	75-0550	Strainer-Suction	13	29	1
72-3580	Shim .112-Diff. Adjust.	24	*	A/R	75-0560	Asm-Steering Wheel	3	4	1
72-3581	Shim .114-Diff. Adjust.	24	*	A/R	75-0570	Cable-Hood	1	21	1
72-3582	Shim .116-Diff. Adjust.	24	*	A/R	75-0600	Asm-Steering Valve	3	26	1
72-3583	Shim .118-Diff. Adjust.	24	*	A/R	75-0610	Tread-Foot RH	2	*	1
72-3584	Shim .120-Diff. Adjust.	24	*	A/R	75-0620	Tread-Foot LH	2	39	1
72-3585	Shim .125-Diff. Adjust.	24	*	A/R	75-0630	Tread-Foot Center	2	37	1
72-3586	Shim .127-Diff. Adjust.	24	*	A/R	75-0640	Tread-Footrest RH	2	*	1
72-3587	Shim .129-Diff. Adjust.	24	*	A/R	75-0650	Tread-Footrest LH	2	35	1
72-3588	Shim .131-Diff. Adjust.	24	*	A/R	75-0721	Housing-Lower	25	34	1
72-3590	Shim .133-Diff. Adjust.	24	*	A/R	75-0920	Cartridge-Relief 3000 psi	16	13	1
72-3591	Shim .135-Diff. Adjust.	24	*	A/R	75-0930	Hook-Oil Cooler	31	6	4
72-3592	Shim .137-Diff. Adjust.	24	*	A/R	75-1010	Asm-Switch, Toggle	10	16	1
72-3593	Shim .139-Diff. Adjust.	24	*	A/R	75-1020	Switch-Backlap	31	44	1
72-3594	Shim .141-Diff. Adjust.	24	*	A/R	75-1040	Cooler-Oil	32	52	1
72-3595	Shim .143-Diff. Adjust.	24	*	A/R	75-1180	Manifold	18	7	2
72-3596	Shim .145-Diff. Adjust.	24	*	A/R	75-1180	Manifold-Hydraulic	17	23	1
72-3597	Shim .147-Diff. Adjust.	24	*	A/R	75-1200	Asm-Hydraulic Cylinder	67	47	1
72-3598	Shim .149-Diff. Adjust.	24	*	A/R	75-1210	Nut-Lock	68	2	1
72-3600	Shim .151-Diff. Adjust.	25	22	A/R	75-1220	Piston	68	3	1
72-9420	Asm-Vent Tube	25	39	1	75-1230	Asm-Piston Rod	68	5	1
74-0720	Tube-Manual	6	11	1	75-1250	Seal Kit	68	6	1
74-3810	Asm-Load Plate	20	9	1	75-1260	Head-Internal	68	4	1
74-5520	Clutch-Fan	34	1	1	75-1300	Asm-Hydraulic Filter Head	13	31	1
74-5950	Asm-Swell Latch	10	5	1	75-1310	Element-Hydraulic Filter	13	34	1
74-5950	Asm-Swell Latch	2	44	3	75-1320	Filter-Oil	22	31	1
74-9100	Pad-Forward	5	12	1	75-1340	Valve-Power Steering	4	*	1
74-9110	Pad-Reverse	5	14	1	75-1390	Panel-Access	2	38	1
75-0012	Asm-Transmission	22	34	1	75-1410	Panel-Floor	2	36	1
75-0020	Housing	27	5	1	75-1420	Cover-Steering Tower	1	2	1
75-0030	Gasket-Housing	27	46	1	75-1430	Asm-Brake Pedal RH	5	35	1
75-0040	Center Section	27	18	1	75-1440	Pedal-Brake LH	5	33	1
75-0060	Plug	27	20	4	75-1470	Shaft-Brake Pedal	5	36	1
75-0070	Plug	27	41	1	75-1490	Rod-Parking Brake	3	13	1
75-0090	Screw-HH	27	9	8	75-2010	Cartridge-Relief 2000 psi	16	14	1
75-0110	Screw-HH	27	35	2	75-2120	Shaft and Tube	76	12	1
75-0120	Screw-HH	27	28	1	75-2170	Tube-Pump Control	5	37	1
75-0130	Screw-HH	27	24	3	75-2810	Clamp-Steering Valve	3	3	1
75-0140	Spring-Conical	27	26	1	75-2851	Hose-Expansion Tank	31	16	1
75-0150	Guide-Seal	27	2	1	75-2900	Asm-Rear Axle	67	45	1
75-0160	Plug-Pipe	27	47	1	75-2970	Pedal-Traction	5	13	1
75-0170	Plug-Straight Thread	27	19	4	75-3010	Joint-Arm	71	41	2
75-0180	Screw-HH	27	36	2	75-3010	Joint-Arm	70	54	3
75-0190	Plug-Special	27	27	2	75-3110	Collar-Transmission	22	14	1
75-0200	Plug-Straight Thread	27	38	2	75-3130	Rod-Tie	66	37	2
75-0210	O-Ring	27	6	2	75-3270	Lever-Traction Pivot	5	8	1
75-0220	Pin	27	48	2	75-3390	Bracket-Backlap	32	55	1
75-0230	Seal-Lip	27	8	1	75-3400	Shaft-Seat Pivot	6	15	1
75-0240	O-Ring	27	21	6	75-3430	Rod-Throttle	6	33	1
75-0250	Pin-Slotted	27	54	1	75-3480	Weldment-Upper	7	23	1
75-0260	Valve-Relief	27	23	4	75-3510	Bolt-Shoulder	7	26	2
75-0270	Spring	27	39	1	75-3530	Spring-Compression	7	3	1
75-0280	Spring	27	42	1	75-3540	Pin-Roll	7	6	1
75-0290	Spring	27	22	2	75-3550	Bumper-Seat	7	7	2
75-0310	Shim	27	40	1	75-3580	Plate-Mounting, Seat	7	2	1
75-0320	Nipple	27	37	1	75-3680	Rod-Seat	6	20	1
75-0330	Seal-Lip	27	34	1	75-3780	Fan	34	2	1
75-0340	Bearing-Needle	27	33	1	75-3790	Shaft and Tube	73	12	1
75-0350	Pin	27	31	1	75-3790	Shaft and Tube	74	12	1
75-0360	Gerotor	27	30	1	75-3810	Bracket-Roller	71	15	2
75-0370	O-Ring	27	29	1	75-3860	Fender-LH	1	29	1
75-0380	Plate-Valve	27	15	1	75-4080	Plate-Traction	28	15	1
75-0390	Plate-Swash	27	12	1	75-4100	Control-Pump	28	25	1
75-0400	Plate-Thrust	27	13	2	75-4130	Plate-Switch	28	7	1
75-0410	O-Ring	27	3	1	75-4180	Pin-Rear Axle Pivot	67	44	1

*Not Illustrated

TORO PART NUMBER INDEX (Cont.)

Part No.	Description	Pg. Ref. No. No. Qty.	Part No.	Description	Pg. Ref. No. No. Qty.
75-4360	Bracket-Switch	6 8 1	76-1920	Bushing-Sleeve	7 9 4
75-4370	Bracket-Switch (Seat)	6 3 1	76-1930	Knob-Tension Adjustment	7 19 1
75-4400	Adaptor-Transmission	29 8 1	76-1940	Spring-Extension	7 14 2
75-4410	Asm-Pivot Plate	66 42 1	76-2940	Bumper-Rubber	7 8 2
75-4450	Hub-Fan Drive	34 9 1	76-2970	Bushing-Sleeve	66 43 2
75-4520	Spring-Torsion RH	71 37 1	76-2980	Washer-Thrust	66 41 1
75-4530	Spring-Torsion LH	71 * 1	76-8640	Stud-Traction	28 23 1
75-4550	Shaft-Center Arm Pivot	69 27 1	76-8730	Decal-Bolt Torque	22 1 2
75-4590	Rod-Pivot	71 34 2	76-9430	Spring-Extension	28 8 1
75-4700	Hose-Fuel	21 12 1	77-2870	Weldment-Hanger	7 18 1
75-4701	Hose-Fuel Vent	31 28 1	80-4860	Pin-Clevis	7 1 1
75-4720	Fitting-Hydraulic 90°	22 26 1	82-3110	Switch	59 16 1
75-5200	Bracket-Spring RH	69 * 1	82-6490	Hose-Hydraulic	70 65 1
75-5210	Bracket-Spring Center	69 16 1	82-8170	Clamp	19 35 4
75-5220	Bracket-Spring LH	69 * 1	82-8170	Clamp	72 57 2
75-5310	Spacer-Bearing	34 8 1	82-8170	Clamp-Hose	69 8 8
75-5350	Pin-Cylinder Rod End	71 23 2	82-8170	Clamp-Rubber	17 20 4
75-5350	Pin-Cylinder Rod End	69 31 3	82-8270	Valve-Flow Control	18 13 1
75-5360	Pin-Cylinder Cap End	72 49 2	82-8270	Valve-Flow Control	15 31 1
75-5390	Roller	71 20 2	82-8270	Valve-Flow Control	70 71 1
75-5400	Shaft-Roller	71 19 2	82-8520	Detent Assembly Kit	16 * 2
75-5410	Bracket-Arm	70 53 2	82-9060	Adjuster W/Handle	7 13 1
75-5470	Spacer	28 12 2	83-1030	Mount-Engine	34 37 4
75-5720	Hose-Hydraulic	13 19 1	83-4780	Housing-Charge Pump	27 32 1
75-5740	Box-Control	10 24 1	83-4910	Coupler-Pinion	25 40 1
75-5780	Hinge-Cover	2 51 1	83-5130	Spacer-Pinion	24 21 1
75-5780	Hinge-Cover	11 59 1	83-5170	Stop-Reel LH	72 * 1
75-5810	Tool Box	1 6 1	83-6780	Pin-Cylinder (Long)	70 61 2
75-5890	Hose-Hydraulic	17 10 1	83-6790	Pin-Cylinder (Short)	69 43 1
75-5890	Hose-Hydraulic	69 28 2	83-7410	Roll-Bar	77 1 1
75-5890	Hose-Hydraulic	15 35 1	83-7430	Decal-Danger	77 3 1
75-5900	Hose-Hydraulic	15 30 1	84-1710	Piston	75 4 1
75-5900	Hose-Hydraulic	70 47 1	84-1740	Shaft and Tube	75 12 1
75-5910	Hose-Hydraulic	17 11 1	84-1760	Seal Repair Kit	75 * 1
75-5910	Hose-Hydraulic	70 60 1	84-4300	Decal-Danger (Japan)	77 3 1
75-5940	Hose-Hydraulic	17 9 1	84-8320	Insert-Hinge	69 10 4
75-5940	Hose-Hydraulic AUX	3 23 1	84-8590	Asm-Shoe & Lining	26 16 4
75-6070	Hose-Hydraulic	18 15 1	84-8600	Set of Lined Brake Shoes	26 * 1
75-6070	Hose-Hydraulic (Cap)	71 11 1	85-4330	Cover-Gear	22 9 1
75-6080	Hose-Hydraulic	18 14 1	85-4340	Plate-Sensor Mounting	22 11 1
75-6080	Hose-Hydraulic LH (Rod)	71 * 1	85-4350	Sensor-Gear Tooth	22 5 1
75-6130	Hose-Hydraulic	13 9 1	85-4420	Gauge-Speedometer	10 2 1
75-6180	Hose-Hydraulic	18 1 2	85-4491	Lamp-Diagnostic	11 57 1
75-6180	Hose-Hydraulic RH (Rod)	71 21 2	85-4650	Connector-Loop Back	11 * 1
75-6230	Hose-Hydraulic	66 34 1	85-4750	Display-Diagnostic-ACE	8 2 1
75-6230	Hose-Hydraulic	67 50 1	85-9900	Plate-Spring Anchor	28 16 1
75-6230	Hose-Hydraulic RT	3 18 2	85-9910	Eyebolt	28 27 1
75-6240	Hose-Hydraulic	29 14 1	85-9980	Decal-R.O.P.S.	77 2 1
75-6240	Hose-Hydraulic IN	3 19 1	86-7220	Gear-Pinion	22 37 1
75-6250	Hose-Hydraulic	13 17 1	86-7230	Gear-Spur	24 14 1
75-6250	Hose-Hydraulic OUT	3 25 1	86-7330	Seal Repair Kit	73 * 1
75-6260	Cover-Tool Box	2 47 1	86-7330	Seal Repair Kit	74 * 1
75-6270	Cover-Control Box	10 15 1	86-7330	Seal Repair Kit	76 * 1
75-6340	Strainer-In-Line	22 41 1	86-7520	Asm-Trunnion Cover RH	27 7 1
75-6350	Hose	22 28 1	86-7530	Asm-Trunnion Cover LH	27 49 1
75-6370	Cover-Sensor	70 49 1	86-7540	Shaft-Pump	27 11 1
75-6380	Shaft-Fan	34 3 1	86-7550	Connector-Cover (2 Way)	11 * 2
75-6490	Lever-Pedal Stop	5 20 1	86-7560	Connector-Cover (3 Way)	11 * 3
75-6510	Lever-Bracket	5 16 1	86-9190	Hose-Hydraulic	15 14 2
75-6550	Disc-Friction	5 17 1	87-5100	Washer-Snubbing	34 29 4
75-6580	Cable-Pedal	5 7 1	88-6960	Cartridge-4W/2P	16 19 3
75-6640	Fitting-Hydraulic 90°	15 20 2	88-7020	Cartridge-N.O.	16 3 2
75-6680	Bar-Weight	63 8 1	88-9190	Solenoid-20 Watt	16 4 6
75-6720	Plate-Locating	16 29 2	88-9200	Solenoid-28 Watt	16 8 3
75-6730	Plate-Detent	16 27 2	92-1180	Asm-Seat	6 45 1
75-6770	Nut-Jam	16 25 4	92-1773	Screw-HH	24 11 4
75-6820	Meter-Hour	11 47 1	92-1774	Seal-Oil	26 2 2
75-6840	Knob-Knurled	2 42 3	92-2379	Clamp	21 33 2
75-6850	Tube-Oil Fill	22 47 1	92-2379	Clamp-Hose	31 14 1
75-6870	Hose-Hydraulic Suction	13 28 1	92-2379	Clamp-Hose	63 29 1
75-6870	Hose-Suction	29 1 1	92-2581	Asm-Switch Arm	28 21 1
75-6880	Screen-Spark Arrester	33 * 1	92-4808	Sleeve-Trans. Pilot	22 15 1
75-6930	Valve-SCR	27 52 1	92-4846	Asm-Trans. Support	22 39 1
76-1910	Shaft-Pivot	7 12 2	92-4999	Fitting-Hydraulic 90°	32 51 2

*Not Illustrated

TORO PART NUMBER INDEX (Cont.)

Part No.	Description	Pg. No.	Ref. No.	Qty.	Part No.	Description	Pg. No.	Ref. No.	Qty.
92-5524	Decal-Noise Rating, 90	6	47	1	93-3623	Strip-Sealing, Radiator	32	61	2
92-5720	Controller-Electronic	10	31	1	93-3624	Plate-Retaining	32	62	2
92-5751	Decal-Hood Trim LH	1	23	1	93-3625	Spring-Joystick Return	11	58	1
92-5752	Decal-Hood Trim RH	1	*	1	93-3626	Bracket-Hose	2	41	1
92-5797	Gasket-Axle	22	10	1	93-3640	Stop-Reel RH	72	56	1
92-6315	Cartridge-N.C.	16	22	1	93-3642	Tube-Hydraulic	29	13	1
92-6533	Kit-Cushion, Replacement	6	44	1	93-3642	Tube-Hydraulic	15	38	1
92-6534	Shell-Seat	6	43	1	93-3643	Tube-Hydraulic	29	12	1
92-8001	Sensor-Reed Switch	6	6	1	93-3643	Tube-Hydraulic	15	39	1
92-8002	Sensor-Reed Switch	69	12	1	93-4268	Kit-Flange	30	*	1
92-8020	Adapter-Breather	13	26	3	93-4269	Kit-Housing, Section 1	30	*	1
92-8753	Magnet-Reed Switch	6	5	1	93-4270	Kit-Housing, Section 2	30	*	1
92-8754	Actuator-Reed Switch	70	51	1	93-4271	Kit-Housing, Section 3	30	*	1
92-8775	Kit-Gasket, Liquid	26	*	1	93-4272	Kit-Individual Pieces	30	*	1
92-8795	Asm-Body	20	10	1	93-4277	Kit-Valve	30	19	1
92-8796	Pin-Dowel	20	14	2	93-4278	Pin-Dowel	30	4	4
92-8863	Kit-Repair	20	*	1	93-4279	Plate-Distance	30	13	2
92-9096	Asm-Hose	14	46	1	93-4280	Coupling	30	9	2
92-9096	Hose-Hydraulic	17	22	1	93-4281	Pin-Dowel	30	22	4
92-9097	Set Screw	71	43	2	93-4282	Block-Valve	30	18	1
92-9097	Set Screw	70	69	3	93-4283	Bolt	30	17	4
92-9098	Manifold-Tank	13	14	1	93-6668	Decal-Battery	63	19	1
93-0005	Strip-Foam, Top	31	11	1	93-6680	Decal-Fuel	1	28	1
93-0021	Asm-Throttle Cable Swivel	6	26	1	93-6682	Panel-Tower	3	10	1
93-0025	Shield-Radiator	31	33	1	93-6683	Panel-Control	10	14	1
93-0030	Asm-Cooler Mount RH	31	9	1	93-6684	Decal-Backlap	32	53	1
93-0032	Housing-Front Screen	31	2	1	93-6686	Decal-Hyd. Oil	1	4	1
93-0064	Support-Rear Axle	66	4	1	93-6686	Decal-Oil	17	7	1
93-0069	Pin-Pivot	72	52	2	93-6687	Decal-No Step	70	62	2
93-0071	Asm-Cooler Mount LH	31	*	1	93-6688	Decal-Hands/Feet	70	*	3
93-0075	Hose-Hydraulic	22	30	1	93-6688	Decal-Hands/Feet	72	*	2
93-0075	Hose-Trans. to Cooler	32	*	1	93-6689	Decal-No Riders	2	32	2
93-0076	Hose-Hydraulic	22	21	1	93-6691	Decal-Bolt	22	17	1
93-0076	Hose-Trans. to Cooler	32	46	1	93-6692	Decal-Starting Fluid	63	3	1
93-0077	Hose-Cooler, RH	32	49	1	93-6693	Decal-Floor Plate	17	6	1
93-0077	Hose-Hydraulic	13	30	1	93-6696	Decal-Warning	69	33	3
93-0078	Hose-Cooler, LH	32	*	1	93-6696	Decal-Warning	72	45	2
93-0078	Hose-Hydraulic	15	21	1	93-6698	Decal-Warning	1	24	1
93-0081	Strip-Seal	1	9	1	93-6699	Decal-Fast/Slow	5	18	1
93-0082	Grommet	32	58	2	93-7000	Spindle-Rear RH	66	*	1
93-0083	Plate-Valve	27	44	1	93-7001	Spindle-Rear LH	66	15	1
93-0089	Bracket-Mount LH, Cooler	31	*4	1	93-7183	Kit-Lift Control	10	41	1
93-0090	Bracket-Mount RH, Cooler	31	4	1	93-7276	Decal-Danger	63	20	1
93-0095	Bracket-Eng. Front	35	59	2	93-7480	Bulb-LED	3	35	1
93-0097	Valve-SCR	27	25	1	93-7488	Reservoir-Hydraulic	13	1	1
93-0118	Hose-Hydraulic	18	9	2	93-7498	Plug-Plastic	13	6	1
93-0118	Hose-Hydraulic	17	12	1	93-7499	Gasket-Flange	13	5	1
93-0118	Hose-Hydraulic	15	33	1	93-7557	Asm-Barrel	76	1	1
93-0119	Hose-Hydraulic	17	13	1	93-7558	Asm-Barrel	75	1	1
93-0119	Hose-Hydraulic	13	21	1	93-7579	Fender-RH	1	3	1
93-0139	Manifold-Hydraulic	17	17	1	93-7587	Bracket-Fuse Block	10	23	1
93-0140	Grommet	6	10	1	93-7588	Cover-Tank	13	8	1
93-0142	Bushing-Straight	71	36	2	93-7840	Decal-Radiator Cap	31	37	1
93-0143	Cartridge-Relief 250 psi	17	18	1	93-7960	Spacer	17	19	4
93-0307	Retainer	67	53	2	93-7960	Spacer	19	34	4
93-0309	Washer-Tab	66	22	2	93-7960	Spacer	69	36	6
93-1374	Latch-Swell	31	1	2	93-7960	Spacer	72	58	2
93-1375	Motor-Hydraulic	19	21	5	93-7961	Clamp	17	28	2
93-1376	Asm-Pump, Gear	29	18	1	93-7961	Clamp	72	59	1
93-1396	Coupler-Trans.	29	7	1	93-7961	Clamp-Case Drain	19	33	2
93-2042	Hose-Fuel	21	10	1	93-7961	Clamp-Rubber	69	34	3
93-3102	Cap-Fuel Tank	21	21	1	93-7990	Head	73	9	1
93-3163	Spring	7	28	2	93-7990	Head	74	9	1
93-3164	Cap	7	27	2	93-7991	Collar	73	11	1
93-3165	Bracket	7	29	1	93-7991	Collar	74	11	1
93-3604	Gasket	29	6	1	93-7991	Collar	76	11	1
93-3609	Bolt-Special	4	36	4	93-7994	Collar	75	11	1
93-3612	Fitting-Hydraulic 90°	15	25	1	93-8050	Decal-Danger (Europe)	77	3	1
93-3614	Asm-Cover	20	4	1	93-8051	Decal-Warning	2	48	1
93-3615	Asm-Drive Shaft	20	7	1	93-8052	Decal-Instructions	63	40	1
93-3616	Asm-Idler Gear	20	6	1	93-8053	Decal-ECU	11	61	1
93-3617	Asm-Differential	25	*	1	93-8060	Decal-Danger	6	17	1
93-3618	Asm-Gear & Pinion	25	*	1	93-8073	Decal-R.O.P.S. (Europe)	77	2	1
93-3619	Upper Housing	25	26	1	93-8742	Pad-Brake	5	26	2

*Not Illustrated

TORO PART NUMBER INDEX (Cont.)

Part No.	Description	Pg. No.	Ref. No.	Qty.	Part No.	Description	Pg. No.	Ref. No.	Qty.
93-8744	Rivet	2	52	3	98-4513	Bracket-Eng. Left Rear	35	58	2
93-8744	Rivet	11	60	3	98-4515	Bracket-Engine LH Rear	34	25	1
93-9151	Fitting-Hydraulic	19	30	4	98-4516	Muffler	33	1	1
93-9164	Indicator-Service	63	24	1	98-4517	Asm-Air Cleaner	63	2	1
93-9310	Asm-Hydraulic Cylinder	70	46	1	98-4518	Bracket-Air Cleaner	63	25	1
93-9311	Hydraulic Cylinder Asm-	72	48	2	98-4521	Decal-Reelmasterr 5200D	1	10	2
93-9312	Asm-Barrel	74	1	1	98-4523	Tube-Exhaust	33	7	1
93-9313	Asm-Barrel	73	1	1	98-4525	Bracket-Mount, Air Cleaner	63	10	1
94-1416	Asm-Adapter, Indicator	63	27	1	98-4527	Pipe-Engine Exhaust	33	10	1
94-2685	Cartridge-N.C.	16	7	3	98-4530	Support-Fan, Engine	34	41	1
94-3055	Cap-Lower, Joystick	11	63	1	98-4536	Bracket-Spring Rear LH	71	*	1
94-3056	Ring-Retaining	11	64	1	98-4539	Bracket-Engine LH Front	34	39	1
94-3057	Spring-Compression	11	65	1	98-4543	Bracket-Engine Mount RH	34	40	1
94-3058	Cap-Upper, Joystick	11	66	1	98-4547	Plate-Mount, Fan	35	54	1
94-3510	Asm-Fuel Tank	21	22	1	98-4548	Bracket-Spring Rear RH	71	8	1
94-4514	Bracket-Engine RH Rear	34	26	1	98-4549	Asm-Frame	2	43	1
94-4913	Asm-Hose, Pressure #2	15	24	1	98-4551	Asm-Main Wire Harness	11	56	1
94-4913	Asm-Hose, Pressure #2	19	27	1	98-4555	Bracket-Muffler	33	2	1
94-4914	Asm-Hose, Pressure #3	19	10	1	98-4560	Bracket-Mount, Throttle	35	47	1
94-4914	Asm-Hose, Pressure #3	15	27	1	98-4561	Shield-Alternator	35	63	1
94-4916	Asm-Hose, Drain, Return	19	26	1	98-4564	Guard-Flywheel	33	14	1
94-4916	Hose Asm-Drain	14	48	1	98-4571	Shroud-Fan	31	19	1
94-4917	Asm-Tube, Drain #2, 3	19	24	1	98-4572	Bracket-Hose	1	22	1
94-4918	Asm-Tube, Pressure #2, 3	19	23	1	98-4573	Screen-Hood	1	12	1
94-4919	Bracket-Clamp, Hose	72	51	1	98-4575	Bracket-Fan Idler	34	42	1
94-4920	Plate-Mounting Valve	18	16	1	98-4576	Bracket-Reservoir, Water	63	22	1
94-5020	Knob	16	24	2	98-4577	Bracket-Support, Fan	35	48	1
94-5027	Spring-Detent	16	31	2	98-4578	Bracket-Fuel Filter	63	5	1
94-5386	Decal-Turf Defender, Diag.	8	1	1	98-4579	Asm-Control Manifold	15	6	1
94-5438	Seal-Solenoid	16	23	10	98-4581	Asm-Hose, Pressure #2	19	8	1
94-5594	Lift Arm Asm- Rear LH	72	61	1	98-4582	Asm-Hose, Pressure #2	19	15	1
94-5596	Lift Arm Asm- Rear RH	71	28	1	98-4583	Asm-Hose, Drain #2, 3	19	9	2
94-5598	Asm-Lift Arm RH	69	1	1	98-4584	Asm-Hose, Drain	17	1	1
94-5800	Asm-Lift Arm LH	69	32	1	98-4584	Asm-Hose, Drain #5	19	5	1
94-5802	Asm-Lift Arm, Center	69	40	1	98-4585	Asm-Hose, Pressure #1, 5	19	1	1
94-5808	Asm-Carrier Frame	70	44	1	98-4586	Asm-Hose, Pressure #5	15	4	1
94-6031	Fitting-Hydraulic	19	25	1	98-4586	Asm-Hose, Pressure #5	19	6	1
94-6343	Decal-Wire I.D.	11	*70	1	98-4587	Asm-Hose, Drain #4	19	16	1
94-6767	Decal-Fuses	10	27	1	98-4587	Hose Asm-Drain #4	17	24	1
94-6933	Asm-Front Axle	22	46	1	98-4588	Asm-Hose, Pressure #1, 4	19	14	1
94-6934	Screw-HSH	26	21	8	98-4589	Asm-Hose, Pressure #4	19	17	1
94-6935	Nut-Lock	26	12	8	98-4589	Asm-Hose, Pressure #4	15	37	1
94-6936	Washer-Flat	26	23	8	98-4590	Asm-Hose, Drain #1	19	20	1
94-8060	Decal-Turf Defender, Diag.	8	1	1	98-4590	Hose Asm-Drain #1	17	25	1
94-8061	Decal-Turf Defender, Diag.	8	1	1	98-4591	Clamp-Hose LH	31	35	1
94-8062	Decal-Turf Defender, Diag.	8	1	1	98-4592	Clamp-Hose RH	31	*	1
94-8063	Decal-Turf Defender, Diag.	8	1	1	98-4593	Asm-Drive Shaft	33	*	1
94-8064	Decal-Turf Defender, Diag.	8	1	1	98-4594	Clamp-Retainer	35	66	1
94-8065	Decal-Turf Defender, Diag.	8	1	1	98-4596	Washer-Mount, Engine	34	36	4
94-8066	Decal-Turf Defender, Diag.	8	1	1	98-4598	Cable-Battery (Ground)	34	17	1
94-8067	Decal-Turf Defender, Diag.	8	1	1	98-4599	Asm-Battery Cable (+)	63	13	1
94-8068	Decal-Turf Defender, Diag.	8	1	1	98-7353	Head	76	9	1
94-8069	Decal-Turf Defender, Diag.	8	1	1	98-7354	Head	75	9	1
94-8070	Decal-Turf Defender, Diag.	8	1	1	98-7428	Gasket	36	2	1
94-8103	Screw-HH	10	39	4	98-7430	O-Ring	40	1	1
94-8104	Switch-Micro	10	38	2	98-7449	Screw-Set	43	6	1
94-9157	Fuse-4A	10	20	1	98-7473	Ball	44	11	3
94-9411	Dipstick	13	4	1	98-7487	Plug	36	18	2
95-0832	Decal-Service, Blank	1	25	1	98-7496	Bolt	39	24	3
95-1821	Spring-Compression	3	12	1	98-7507	Plug	36	3	1
95-4275	Hose-Fuel	63	38	1	98-7509	O-Ring	36	9	1
95-5642	Kit-Seal	16	*	3	98-7509	O-Ring	38	12	1
95-5645	Kit-Seal	16	*	10	98-7523	Plug-Drain	37	8	1
98-2195	Asm-Lift Control	10	37	1	98-7524	Gasket	37	9	1
98-2350	Asm-Seat Plate	6	16	1	98-7527	O-Ring	37	3	1
98-2352	Frame-Seat	6	28	1	98-7534	Nut	47	14	1
98-2353	Bracket-Seat Latch	6	36	2	98-7539	Cap-Sealing	36	12	1
98-2354	Latch-Seat	6	35	1	98-7540	Plug	38	11	2
98-2755	Ball	58	16	1	98-7540	Plug	36	15	3
98-4507	Radiator	31	12	1	98-7547	O-Ring	39	11	2
98-4510	Hose-Air Cleaner	63	33	1	98-7562	Washer-Flat	39	17	1
98-4510	Hose-Air Cleaner	35	65	1	98-7568	Bolt	42	5	9
98-4511	Hose-Radiator Upper	31	18	1	98-7572	Nut	39	1	1
98-4512	Hose-Radiator Lower	31	24	1	98-7572	Nut	48	3	2

*Not Illustrated

TORO PART NUMBER INDEX (Cont.)

Part No.	Description	Pg. No.	Ref. No.	Qty.	Part No.	Description	Pg. No.	Ref. No.	Qty.
98-7572	Nut	52	7	2	98-7854	Washer-Adj. (1.250mm)	54	*	3
98-7572	Nut	59	8	1	98-7855	Washer-Adj. (1.275mm)	54	*	3
98-7585	Bolt	38	1	2	98-7856	Washer-Adj. (1.300mm)	54	*	3
98-7585	Bolt	41	1	1	98-7857	Washer-Adj. (1.325mm)	54	*	3
98-7601	Seal-Oil	52	16	1	98-7858	Washer-Adj. (1.350mm)	54	*	3
98-7602	Pin-Spring	52	4	2	98-7859	Washer-Adj. (1.375mm)	54	*	3
98-7605	Bolt	62	3	3	98-7860	Washer-Adj. (1.400mm)	54	*	3
98-7605	Bolt	46	23	3	98-7861	Washer-Adj. (1.425mm)	54	*	3
98-7612	Filter-Fuel	21	1	1	98-7862	Washer-Adj. (1.450mm)	54	*	3
98-7613	Nut	54	1	3	98-7863	Washer-Adj. (1.475mm)	54	*	3
98-7642	Washer-Adj. (0.900mm)	54	*	3	98-7864	Washer-Adj. (1.500mm)	54	*	3
98-7642	Washer-Adjusting	54	4	3	98-7865	Washer-Adj. (1.525mm)	54	*	3
98-7645	Bolt	47	11	1	98-7866	Washer-Adj. (1.550mm)	54	*	3
98-7647	Spring-Nozzle	54	5	3	98-7867	Washer-Adj. (1.575mm)	54	*	3
98-7654	Gasket	47	5	2	98-7868	Washer-Adj. (1.600mm)	54	*	3
98-7654	Gasket	47	7	2	98-7869	Washer-Adj. (1.625mm)	54	*	3
98-7654	Gasket	53	14	1	98-7870	Washer-Adj. (1.650mm)	54	*	3
98-7665	Piece-Distance	54	7	3	98-7871	Washer-Adj. (1.675mm)	54	*	3
98-7666	Push Rod	54	6	3	98-7872	Washer-Adj. (1.700mm)	54	*	3
98-7667	Nut-Nozzle	54	9	3	98-7873	Washer-Adj. (1.725mm)	54	*	3
98-7668	Washer	54	2	3	98-7874	Washer-Adj. (1.750mm)	54	*	3
98-7671	Clip-Pipe	53	7	2	98-7875	Washer-Adj. (1.775mm)	54	*	3
98-7676	Gasket	53	12	3	98-7876	Washer-Adj. (1.800mm)	54	*	3
98-7682	Clamp-Pipe	53	16	2	98-7877	Washer-Adj. (1.825mm)	54	*	3
98-7683	Clamp-Pipe	53	2	2	98-7878	Washer-Adj. (1.850mm)	54	*	3
98-7684	Screw w/washer	53	1	2	98-7879	Washer-Adj. (1.875mm)	54	*	3
98-7692	Bolt	55	3	1	98-7880	Washer-Adj. (1.900mm)	54	*	3
98-7692	Bolt	43	8	3	98-7881	Washer-Adj. (1.925mm)	54	*	3
98-7692	Bolt	59	14	3	98-7882	Washer-Adj. (1.950mm)	54	*	3
98-7692	Bolt	52	15	2	98-8068	Hydraulic Cylinder Asm.	70	67	1
98-7692	Bolt	39	27	2	98-8069	Asm-Hydraulic Cylinder	69	7	1
98-7697	Bolt	55	1	1	98-9300	Asm-Engine	34	18	1
98-7697	Bolt	57	1	2	98-9302	Plate-Idler Stop	6	49	1
98-7698	Washer-Flat	55	2	1	98-9303	Cable-Throttle	6	24	1
98-7708	Nut	56	1	1	98-9305	Filter-Water/Fuel Separator	63	34	1
98-7709	Collar	56	3	1	98-9306	Cluster-Warning	10	7	1
98-7710	Rotor	56	7	1	98-9308	Gauge-Temperature	10	8	1
98-7711	Cover-Bearing	56	9	1	98-9309	Clamp-Muffler	33	9	1
98-7712	Bearing-Ball	56	8	1	98-9310	Clamp-Muffler	33	5	1
98-7713	Washer-Thrust	56	10	1	98-9311	Swivel-Cable, Throttle	6	50	1
98-7715	Plate-Retainer	56	11	1	98-9312	Belt-V	34	44	1
98-7716	Screw-RH	56	6	4	98-9313	Pulley-Fan	34	5	1
98-7717	Bolt-Through	56	5	2	98-9314	Plug-Hood	1	27	1
98-7718	Bearing-Ball	56	12	1	98-9317	Support-Radiator	31	7	1
98-7719	Frame-End	56	13	1	98-9319	Hood	1	8	1
98-7720	Cover-End	56	23	1	98-9322	Screw-HH	34	15	1
98-7722	Bushing-Insulation	56	17	1	98-9322	Screw-HSH	33	26	3
98-7723	Holder-Brush	56	24	1	98-9323	Asm-Expansion Tank	63	43	1
98-7724	Brush	56	26	2	98-9333	Bracket-Mount, Fan	35	57	1
98-7725	Spring-Brush	56	25	2	98-9335	Plate-Caution	31	21	1
98-7726	Screw-RH	56	20	2	98-9338	Hose-Fuel	21	16	1
98-7727	Screw-RH	56	27	6	98-9339	Gauge-Fuel	10	1	1
98-7728	Screw-RH	56	21	1	98-9340	Decal-Service	1	25	1
98-7729	Bolt	56	22	3	98-9341	Decal-Clip (English)	6	41	1
98-7730	Nut	56	14	2	98-9342	Decal-Clip (Metric)	6	41	1
98-7731	Bolt	56	15	2	98-9343	Asm-Hose, Hydraulic	19	38	1
98-7732	Nut	56	18	1	98-9344	Asm-Hose, Hydraulic	19	22	1
98-7733	Asm-Regulator	56	19	1	98-9346	Send-Temp	33	27	1
98-7750	Spring-Brush	58	6	4	98-9350	Bolt	46	5	2
98-7753	Roller	58	21	5	98-9350	Bolt	37	6	22
98-7760	Nut-Hex.	58	12	1	98-9351	Bolt	48	7	2
98-7841	Washer-Adj. (0.925mm)	54	*	3	98-9351	Bolt	43	15	2
98-7842	Washer-Adj. (0.950mm)	54	*	3	98-9351	Bolt	51	15	2
98-7843	Washer-Adj. (0.975mm)	54	*	3	98-9352	Bolt	42	6	8
98-7844	Washer-Adj. (1.000mm)	54	*	3	98-9353	Bolt	62	4	1
98-7845	Washer-Adj. (1.025mm)	54	*	3	98-9353	Bolt	60	8	1
98-7846	Washer-Adj. (1.050mm)	54	*	3	98-9354	Bolt	59	9	1
98-7847	Washer-Adj. (1.075mm)	54	*	3	98-9355	Bolt	62	5	2
98-7848	Washer-Adj. (1.100mm)	54	*	3	98-9355	Bolt	39	20	6
98-7849	Washer-Adj. (1.125mm)	54	*	3	98-9356	Bolt	59	15	1
98-7850	Washer-Adj. (1.150mm)	54	*	3	98-9356	Bolt	39	19	2
98-7851	Washer-Adj. (1.175mm)	54	*	3	98-9357	Bolt	60	9	4
98-7852	Washer-Adj. (1.200mm)	54	*	3	98-9358	Bolt	37	1	1
98-7853	Washer-Adj. (1.225mm)	54	*	3	98-9359	Bolt	47	12	1

*Not Illustrated

TORO PART NUMBER INDEX (Cont.)

Part No.	Description	Pg. Ref. No. No. Qty.	Part No.	Description	Pg. Ref. No. No. Qty.
98-9360	Bolt	55 6 1	98-9430	Screw	50 23 1
98-9361	Bolt	49 4 2	98-9431	Screw-Air Bleed	53 15 1
98-9362	Stud	39 4 2	98-9432	Sleeve-Control	50 16 3
98-9362	Stud	52 10 2	98-9433	Shim	50 12 3
98-9363	Stud	39 3 1	98-9434	Flange-Sleeve	50 4 3
98-9364	Screw w/washer	40 7 2	98-9436	Asm-Cock, Drain	36 17 1
98-9365	Screw-Set	61 7 2	98-9437	Bolt	39 23 1
98-9366	Washer-Flat	55 8 1	98-9438	Stud	49 9 2
98-9367	Washer-Lock	39 2 1	98-9439	Nut	47 6 2
98-9367	Washer-Lock	48 2 2	98-9440	Nut-Cap	49 10 2
98-9367	Washer-Lock	49 5 4	98-9441	Nut-Cap	47 2 2
98-9367	Washer-Lock	59 7 1	98-9442	Screw-Countersunk Hd.	50 26 4
98-9367	Washer-Lock	52 8 2	98-9443	Pin-Joint	50 3 3
98-9368	Washer-Lock	55 7 1	98-9444	Plug	62 6 1
98-9369	Clip-Circular, External	51 2 1	98-9445	Gasket	50 20 2
98-9370	Clip-Circular, External	61 9 2	98-9446	Gasket	50 22 1
98-9371	O-Ring	52 6 1	98-9447	O-Ring	50 8 3
98-9372	O-Ring	39 10 2	98-9448	Asm-Washer, Adjusting	54 10 3
98-9373	O-Ring	44 19 1	98-9449	Plug-Oil Filler	40 2 1
98-9374	O-Ring	41 4 1	98-9450	Pin-Clamp	50 28 1
98-9375	Pin-Straight	36 5 2	98-9451	Gasket	50 19 1
98-9375	Pin-Straight	44 12 1	98-9452	Screw	50 10 6
98-9376	Pin-Straight	36 6 2	98-9453	Pulley-Dynamo	56 2 1
98-9377	Pin-Straight	36 11 2	98-9454	Gasket	40 4 3
98-9378	Key-Feather	43 3 1	98-9455	Nut-Cap	40 3 3
98-9379	Plug	36 20 3	98-9456	Shim-Injection (0.2mm)	49 7 1
98-9380	Ball	39 13 1	98-9457	Shim-Injection (0.25mm)	49 7 1
98-9381	Bearing-Ball	46 12 1	98-9458	Shim-Injection (0.30mm)	49 8 1
98-9382	Bearing-Ball	46 10 1	98-9459	Camshaft-Fuel	46 9 1
98-9383	Bearing-Ball	46 7 1	98-9460	Asm-Cylinder Head	38 3 1
98-9384	Tube-Fuel	49 2 1	98-9462	Element-Pump	50 1 3
98-9385	Washer-Flat	61 2 3	98-9463	Rack-Control	50 24 1
98-9386	Plug	37 10 1	98-9464	Bolt-Joint	50 21 1
98-9387	Pin-Pipe	36 21 2	98-9465	Plate	50 25 1
98-9388	Joint-Pipe	39 16 1	98-9466	Plug	50 18 1
98-9389	Cap-Sealing	38 7 2	98-9467	Asm-Pipe, Fuel	49 * 1
98-9390	Collet-Valve Spring Set	61 17 6	98-9468	Asm-Holder, Nozzle	53 9 3
98-9391	Screw-Set	61 13 1	98-9469	Piston (Std.)	44 7 3
98-9392	Bolt	45 2 8	98-9470	Piston (0.5mm Oversize)	44 7 3
98-9393	Nut	61 3 3	98-9471	Cover-Thermostat	59 10 1
98-9394	Gear-Ring	45 5 1	98-9472	Spring-Return	52 14 1
98-9395	Cap-Sealing	38 9 1	98-9473	Pulley-Fan Drive	55 21 1
98-9396	Gear	58 22 1	98-9474	Asm-Alternator	56 * 1
98-9397	Lamp-Indicator	62 8 1	98-9474	Asm-Alternator	55 19 1
98-9398	Cap-Sealing	36 8 4	98-9475	Frame-Drive End	56 4 1
98-9399	Gasket	37 7 1	98-9476	Asm-Rectifier	56 16 1
98-9400	Armature	58 3 1	98-9477	Hook-Engine	38 2 1
98-9401	Frame-End	58 8 1	98-9478	Hook-Engine	38 8 1
98-9402	Bolt-Through	58 10 2	98-9479	Bolt-Cylinder Head	38 4 12
98-9403	Holder-Brush	58 7 1	98-9480	Asm-Case, Main Bearing	42 1 1
98-9404	Bolt	58 9 2	98-9481	Asm-Case, Gear	39 5 1
98-9405	Screw-PPH	58 18 2	98-9482	Seal-Oil	39 22 1
98-9406	Washer-Felt	58 1 1	98-9483	Seal-Oil	42 7 1
98-9407	Switch-Magnetic	58 14 1	98-9484	Bolt-Bearing Case	42 2 6
98-9408	Housing	58 19 1	98-9485	Bolt-Bearing Case	42 10 2
98-9409	Clutch	58 17 1	98-9486	Plate-End, Rear	45 1 1
98-9410	Cover-Cord	58 23 1	98-9487	Cover-Bearing Case	42 8 1
98-9411	Bearing-Ball	58 2 1	98-9488	Plate-Breather Element	40 9 1
98-9412	Bearing-Ball	58 4 1	98-9489	Plate-Breather Element	40 11 1
98-9413	Metal-Side (Std.)	44 14 2	98-9490	Oil Shield-Breather	40 8 1
98-9414	Metal-Side (0.2mm)	44 14 2	98-9491	Pipe-Breather	40 6 1
98-9415	Metal-Side (0.4mm)	44 14 2	98-9492	Joint-Breather Pipe	40 5 1
98-9416	Switch	36 23 1	98-9493	Element-Breather	40 10 1
98-9419	Timer-Glow Lamp	62 7 1	98-9494	Valve-Inlet	61 21 3
98-9420	Asm-Pipe, Overflow	53 6 1	98-9495	Valve-Exhaust	61 20 3
98-9421	Valve-Delivery	50 5 3	98-9496	Seat-Valve Stem	61 14 6
98-9422	Asm-Tappet	50 11 3	98-9497	Cap-Valve	61 18 6
98-9423	O-Ring	50 2 6	98-9498	Retainer-Valve Spring	61 16 6
98-9424	Spring-Valve, Delivery	50 6 3	98-9499	Guide-Inlet Valve	38 5 3
98-9425	Gasket-Valve, Delivery	50 7 3	98-9500	Guide-Exhaust Valve	38 6 3
98-9426	Pin-Guide, Tappet	50 27 3	98-9501	Asm-Arm, Rocker	61 5 6
98-9427	Seat-Spring, Upper	50 15 3	98-9502	Screw-Adjusting	61 6 6
98-9428	Spring-Plunger	50 14 3	98-9503	Nut	61 4 6
98-9429	Seat-Spring, Lower	50 13 3	98-9504	Spring-Rocker Arm	61 12 2

*Not Illustrated

TORO PART NUMBER INDEX (Cont.)

Part No.	Description	Pg. No.	Ref. No.	Qty.	Part No.	Description	Pg. No.	Ref. No.	Qty.
98-9505	Bracket-Rocker Arm	61	11	3	98-9588	Stud	62	14	6
98-9506	Stud	61	19	3	98-9589	Nut	52	1	2
98-9507	Washer-Shaft, Rocker Arm	61	10	2	98-9590	Nut-Cap	46	1	1
98-9508	Washer-Shaft, Rocker Arm	61	1	2	98-9592	Screw	39	7	5
98-9509	Push Rod	43	5	6	98-9593	Washer-Flat	51	10	1
98-9510	Stopper-Camshaft	43	2	1	98-9594	Washer-Flat	52	2	2
98-9511	Stopper-Fuel, Camshaft	46	6	1	98-9595	Key-Woodruff	46	8	1
98-9512	Gear-Cam	43	1	1	98-9596	Joint-Eye	49	3	1
98-9513	Pin-Piston	44	5	3	98-9597	Plug	36	14	3
98-9514	Clip-Circular, Piston Pin	44	4	6	98-9598	Plug	39	18	2
98-9515	Bushing-Piston Pin	44	3	3	98-9599	Plug	36	4	1
98-9516	Asm-Rod, Connecting	44	*	3	98-9602	Asm-Coupler, Lock	55	14	1
98-9517	Bolt-Connecting Rod	44	1	6	98-9603	Stud	59	6	1
98-9518	Metal-Crankpin (Std.)	44	2	3	98-9604	Asm-Crankcase	36	19	1
98-9519	Metal-Crankpin (0.2mm)	44	2	3	98-9605	Gasket-Cylinder Head	38	10	1
98-9520	Metal-Crankpin (0.4mm)	44	2	3	98-9606	Asm-Case, Main Bearing	42	11	1
98-9521	Collar-Crankshaft	44	20	1	98-9607	Asm-Case, Main Bearing	42	9	1
98-9522	Sleeve-Crankshaft	44	13	1	98-9608	Manifold-Inlet	62	2	1
98-9523	Metal-Crankshaft (Std.)	44	18	1	98-9609	Gasket-Manifold, Inlet	62	1	1
98-9524	Metal-Crankshaft (Std. Set)	44	17	2	98-9610	Gasket-Manifold, Exhaust	62	9	1
98-9525	Metal-Crankshaft (Std.)	44	16	1	98-9611	Gasket-Muffler	62	10	1
98-9526	Metal-Crankshaft (0.2mm)	44	16	1	98-9612	Asm-Shaft, Rocker Arm	61	8	1
98-9527	Metal-Crankshaft (0.4mm)	44	16	1	98-9614	Asm-Cover, Cylinder Head	40	13	1
98-9528	Metal-Crankshaft (0.2mm)	44	18	1	98-9615	Gasket-Head Cover	40	12	1
98-9529	Metal-Crankshaft (0.4mm)	44	18	1	98-9616	Tappet	43	4	6
98-9530	Metal-Crankshaft	44	17	2	98-9617	Asm-Camshaft	43	7	1
98-9531	Metal-Crankshaft	44	17	2	98-9618	Asm-Piston Ring (Std.)	44	6	3
98-9532	Gear-Crankshaft	44	9	1	98-9619	Asm-Piston Ring (0.5mm)	44	6	3
98-9533	Shaft-Gear, Idle	43	9	1	98-9620	Asm-Pipe, Overflow	53	8	1
98-9534	Clip-Circular, Idle Gear	43	14	1	98-9628	Asm-Holder, Nozzle	54	*	3
98-9535	Collar-Gear, Idle	43	10	1	98-9629	Piece-Nozzle	54	8	3
98-9536	Collar-Gear, Idle	43	13	1	98-9630	Pin-Start Spring	36	7	1
98-9537	Bolt-Flywheel	45	3	6	98-9631	Cord-Glow Plug	53	10	1
98-9538	Filter-Oil	37	2	1	98-9632	Gasket-Pump, Water	60	7	1
98-9539	Pin-Pipe	36	10	1	98-9633	Gasket-Gear Case	39	6	1
98-9540	Asm-Rotor, Oil Pump	39	9	1	98-9634	Gasket-Bearing Case	42	3	1
98-9541	Cover-Oil Pump	39	8	1	98-9635	Gasket-Bearing Case Cover	42	4	1
98-9542	Gear-Oil Pump Drive	44	8	1	98-9636	Gasket-Fuel Pump	48	1	1
98-9543	Seal-Valve	39	14	1	98-9637	Gasket	52	12	1
98-9544	Spring	39	12	1	98-9638	Gasket-Flange, Water	59	13	1
98-9545	Band-Pipe	49	1	2	98-9639	Gasket	59	11	1
98-9547	Cam-Fuel	46	2	1	98-9640	Cover-Pump	47	13	1
98-9548	Washer	46	3	1	98-9641	Cover	39	26	1
98-9557	Bolt-Adjusting	47	8	1	98-9642	Asm-Crankshaft	44	*	1
98-9558	Cap	47	1	1	98-9643	Asm-Pump, Injection	49	6	1
98-9558	Cap	47	9	1	98-9643	Asm-Pump, Injection	50	17	1
98-9559	Asm-Weight, Governor	46	19	2	98-9644	Asm-Shaft, Governor	46	14	1
98-9560	Shaft-Governor Weight	46	17	2	98-9645	Spring-Start	51	5	1
98-9561	Holder-Gear, Governor	46	22	1	98-9646	Gasket-Oil Pan	37	4	1
98-9562	Holder-Gear, Governor	46	21	1	98-9647	Bolt-Cylinder Head	38	13	2
98-9563	Sleeve-Governor	46	16	1	98-9648	Spring-Valve	61	15	6
98-9564	Washer-Thrust	46	15	1	98-9649	Asm-Gear, Idle	43	11	1
98-9565	Screw-Set	46	13	1	98-9650	Bushing-Gear, Idle	43	12	1
98-9566	Shaft-Lever, Fork	51	12	1	98-9651	Asm-Cartridge, Oil	39	15	1
98-9567	Collar	51	1	1	98-9652	Holder-Valve, Delivery	50	9	3
98-9568	Collar	51	8	1	98-9653	Pipe-Injection	53	3	1
98-9569	Cover-Shaft, Fork Lever	51	14	1	98-9654	Pipe-Injection	53	4	1
98-9570	Bearing-Miniature	51	3	1	98-9655	Pipe-Injection	53	5	1
98-9571	Bearing-Miniature	51	9	1	98-9656	Bushing-Governor, Gear	36	1	1
98-9572	Lever-Speed Control	52	5	2	98-9657	Clip-Circular, Gov. Shaft	46	11	1
98-9573	Stay-Dynamo	55	4	1	98-9658	Asm-Lever, Governor	52	11	1
98-9574	Pipe-Water	60	11	1	98-9659	Lever-Fork	51	11	1
98-9575	Asm-Pump, Water	60	1	1	98-9660	Lever-Thrust	51	6	1
98-9576	Asm-Seal	60	5	1	98-9661	Asm-Plate, Control	52	9	1
98-9577	Pipe-Return, Water	60	4	1	98-9662	Lever-Speed Control	52	3	1
98-9578	Pipe-Return, Water	59	2	1	98-9663	Lever-Engine Stop	52	17	1
98-9579	Band Pipe	59	1	2	98-9664	Shaft-Stop Lever	52	13	1
98-9580	Pipe-Return, Water	59	4	1	98-9665	Nut	62	13	6
98-9581	Impeller-Water	60	6	1	98-9666	Key	44	10	1
98-9582	Flange-Pump, Water	60	2	1	98-9667	Plug	36	16	1
98-9583	Bearing	60	3	1	98-9668	Plug	36	13	1
98-9584	Pulley-Fan	55	5	1	98-9669	Gear-Injection Pump	46	4	1
98-9585	Bolt	55	22	1	98-9670	Gauge-Oil	41	3	1
98-9586	Bolt	39	21	1	98-9671	Guide-Oil Gauge	41	2	1

*Not Illustrated

TORO PART NUMBER INDEX (Cont.)

Part No.	Description	Pg. Ref. No. No. Qty.	Part No.	Description	Pg. Ref. No. No. Qty.
98-9672	Asm-Guide, Oil Gauge	41 * 1	98-9788	Decal-Instructions	63 40 1
98-9673	Gear-Governor	46 20 1	217-120	Rim	23 52 2
98-9674	Packing	47 10 1	217-121	Rim	66 20 2
98-9675	Plug	36 22 1	218-446	Nut-Locking	10 10 1
98-9676	V-Belt	55 20 1	218-447	Washer-E.T.L.W.	10 11 1
98-9677	Asm-Pump, Fuel	48 4 1	218-498	Nut-Hex.	10 4 2
98-9678	Asm-Apparatus, Idle	47 * 1	218-498	Nut-Lock	32 54 2
98-9679	Asm-Bolt, Adjusting	47 3 1	218-533	Lens-Red	3 36 1
98-9680	Asm-Lever, Fork	51 7 1	218-535	Nut-Lock	3 33 1
98-9681	Spring-Governor	51 4 1	218-536	Washer-Lock	3 34 1
98-9682	Gasket	51 13 1	218-574	Fuse-7.5A	10 20 1
98-9683	Gasket-Solenoid Cover	48 5 1	218-578	Fuse-10A	10 20 3
98-9684	Gasket-Gear Case	39 25 1	218-589	Washer-Lock	10 29 1
98-9685	Oil Pan	37 5 1	218-594	Fuse-20A	10 20 1
98-9688	Metal-Side (Std.)	44 15 2	219-19	Lamp-Green	11 * 1
98-9689	Metal-Side (0.2mm)	44 15 2	231-134	Tire	23 53 2
98-9690	Metal-Side (0.4mm)	44 15 2	231-141	Tire	66 19 2
98-9691	Asm-Flywheel	45 4 1	232-27	Stem-Valve	22 3 2
98-9692	Roller	46 18 2	232-35	Stem-Valve	66 21 2
98-9693	Solenoid-Stop	48 6 1	233-17	Knob-Parking Brake	3 9 1
98-9694	Seat-Heat	53 13 3	233-42	Knob	5 19 1
98-9695	Plug-Glow	53 11 3	233-42	Knob-Throttle	6 34 1
98-9696	Asm-Coupler	55 18 1	237-21	O-Ring	17 2 7
98-9697	Connector	55 17 1	237-21	O-Ring	18 2 7
98-9698	Connector	55 16 1	237-21	O-Ring	19 4 5
98-9699	Terminal	55 15 7	237-21	O-Ring	69 5 8
98-9700	Asm-Terminal	55 9 1	237-21	O-Ring	71 14 4
98-9701	Terminal	55 10 1	237-21	O-Ring	15 18 4
98-9702	Sleeve	55 11 1	237-21	O-Ring	66 33 2
98-9703	Terminal	55 12 1	237-22	O-Ring	15 1 1
98-9704	Sleeve	55 13 1	237-22	O-Ring	17 14 2
98-9705	Asm-Starter	57 2 1	237-22	O-Ring	3 14 5
98-9706	Yoke	58 5 1	237-22	O-Ring	29 15 1
98-9708	Retainer	58 20 1	237-22	O-Ring	22 20 2
98-9710	Spring	58 15 1	237-22	O-Ring	13 23 6
98-9711	Cord-Stop, Solenoid	58 13 1	237-22	O-Ring	19 36 4
98-9712	Band-Cover	58 11 1	237-22	O-Ring	32 47 2
98-9713	Asm-Flange, Water	59 3 1	237-30	O-Ring	29 11 2
98-9715	Asm-Thermostat	59 12 1	237-30	O-Ring	16 12 1
98-9716	Pipe-Water	60 12 1	237-30	O-Ring	15 13 7
98-9717	Clamp	60 10 2	237-30	O-Ring	19 19 19
98-9718	Manifold-Exhaust	62 12 1	237-42	O-Ring	16 5 2
98-9719	Thermoswitch	59 5 1	237-42	O-Ring	17 16 2
98-9750	Decal-Diagnostic-ACE	8 1 1	237-42	O-Ring	13 25 4
98-9751	Decal-Diag. (Danish)	8 1 1	237-42	O-Ring	14 49 1
98-9752	Decal-Diag. (Dutch)	8 1 1	237-65	O-Ring	13 10 5
98-9753	Decal-Diag. (Finnish)	8 1 1	237-65	O-Ring	15 22 1
98-9754	Decal-Diag. (French)	8 1 1	237-65	O-Ring	32 50 2
98-9755	Decal-Diag. (German)	8 1 1	237-78	O-Ring	16 1 12
98-9756	Decal-Diag. (Italian)	8 1 1	237-78	O-Ring	19 2 5
98-9757	Decal-Diag. (Japan)	8 1 1	237-78	O-Ring	69 3 6
98-9758	Decal-Diag. (Norwegian)	8 1 1	237-78	O-Ring	17 4 7
98-9759	Decal-Diag. (Portuguese)	8 1 1	237-78	O-Ring	18 4 8
98-9760	Decal-Diag. (Spanish)	8 1 1	237-78	O-Ring	15 7 6
98-9761	Kit-Hydraulic Hose	19 * 1	237-78	O-Ring	71 12 4
98-9762	Decal-Diag. (Swedish)	8 1 1	237-78	O-Ring	22 22 1
98-9763	Asm-Element	64 2 1	237-78	O-Ring	66 31 2
98-9764	Element-Spin On	65 2 1	237-79	O-Ring	15 9 6
98-9765	Yoke-Shaft	33 18 1	237-79	O-Ring	16 10 1
98-9766	Kit-U-Joint	33 21 1	237-79	O-Ring	29 17 3
98-9767	Yoke-Slip Tube	33 24 1	237-79	O-Ring	19 18 10
98-9768	Yoke-End	33 25 1	237-79	O-Ring	22 18 2
98-9769	Yoke-Flange	33 23 1	237-79	O-Ring	13 45 1
98-9770	Asm-Body	64 1 1	237-80	O-Ring	16 20 1
98-9771	Asm-Cover	64 3 1	237-81	O-Ring	13 12 4
98-9772	Valve	64 4 1	237-81	O-Ring	22 25 2
98-9773	Plug-Base, Filter	65 5 1	237-81	O-Ring	15 26 1
98-9772	Head-Filter	65 1 1	237-101	O-Ring	13 7 1
98-9774	O-Ring, Filter Base	65 3 1	237-141	Bumper	1 6 2
98-9775	Base-Filter	65 4 1	237-146	O-Ring	29 19 1
98-9776	Plug-Head, Filter	65 8 1	237-156	O-Ring	16 16 2
98-9777	Asm-Valve, Drain	65 10 1	237-161	O-Ring	22 36 1
98-9779	Rotary Cartridge Kit	16 30 2	237-163	O-Ring	29 9 1
98-9783	Tube-Interlock	11 62 1	237-165	Grommet	67 46 2

*Not Illustrated

TORO PART NUMBER INDEX (Cont.)

Part No.	Description	Pg. No.	Ref. No.	Qty.	Part No.	Description	Pg. No.	Ref. No.	Qty.
237-181	O-Ring	23	51	1	322-2	Screw-HH	31	36	4
240-3	Grommet	32	57	2	322-2	Screw-HH	35	49	4
240-5	Grommet-Rubber	19	28	4	322-3	Screw-HH	6	14	13
240-11	Grommet	21	23	3	322-3	Screw-HH	28	18	2
240-11	Grommet	13	39	3	322-3	Screw-HH	5	25	8
241-119	Cap-Dust	66	24	2	322-3	Screw-HH	15	28	4
242-34	Stud-Flange, Axle	26	9	10	322-3	Screw-HH	1	30	4
242-50	Nut-Lug	66	26	10	322-3	Screw-HH	10	35	2
2411-36	Bearing-Rod End	5	2	1	322-4	Screw-HH	63	11	3
2412-34	Clamp-Hose	29	2	1	322-4	Screw-HH	2	40	2
2412-34	Clamp-Hose	31	15	4	322-4	Screw-HH	35	53	9
2412-34	Clamp-Hose	13	18	3	322-5	Screw-HH	71	6	3
2412-36	Clamp-Drain	21	26	1	322-5	Screw-HH	18	17	2
2412-42	Clamp-Hose	63	1	1	322-5	Screw-HH	1	19	4
2412-92	Clamp-Hose	34	14	1	322-5	Screw-HH	69	26	3
2412-93	Clamp-R	6	18	1	322-5	Screw-HH	63	28	2
2412-93	Clamp-R	13	32	2	322-5	Screw-HH	11	54	1
2412-98	Clamp-Hose	21	31	1	322-5	Screw-HH	32	60	4
2412-98	Clamp-Hose	31	31	1	322-6	Screw-HH	71	17	4
2412-103	Clamp-R	31	29	2	322-6	Screw-HH	34	38	8
2412-108	Clamp	63	39	4	322-6	Screw-HH	7	30	1
2412-108	Clamp-Hose	21	11	4	322-6	Screw-HH	63	42	2
2412-126	Clamp-R	11	53	1	322-7	Screw-HH	28	10	1
2412-129	Clamp-Hose	22	27	2	322-9	Screw-HH	33	19	2
2412-133	Clamp-R	6	42	2	322-10	Screw-HH	28	3	1
2412-146	Clamp-Spring	21	34	2	322-12	Screw-HH	71	32	2
251-259	Bearing-Ball	28	11	2	322-13	Screw-HH	17	29	4
251-318	Bearing-Ball	34	7	2	322-13	Screw-HH	69	35	6
253-129	Seal-Grease	66	28	2	322-13	Screw-HH	72	50	3
254-65	Cone-Tapered Bearing	25	28	2	323-4	Screw-HH	6	2	2
254-66	Cup-Tapered Bearing	25	27	2	323-4	Screw-HH	13	43	2
254-72	Cup-Bearing	66	17	4	323-6	Screw-HH	33	3	4
254-91	Cone-Bearing	25	23	1	323-6	Screw-HH	34	12	2
254-94	Cone-Bearing	66	16	4	323-6	Screw-HH	72	54	2
256-42	Bushing-Sleeve	5	34	2	323-7	Screw-HH	66	1	4
256-113	Bushing-Flange	28	19	2	323-7	Screw-HH	34	45	1
256-115	Washer-Thrust	71	26	8	323-9	Screw-HH	5	3	1
256-115	Washer-Thrust	69	41	11	323-9	Screw-HH	63	14	1
256-121	Washer-Thrust	66	12	2	323-10	Screw-HH LH	34	33	1
256-236	Bearing-Flange	5	24	4	323-11	Screw-HH	69	39	1
256-287	Bushing-Flange	71	38	4	323-12	Screw-HH	29	4	2
281-13	Plug-Pipe	63	36	2	323-12	Screw-HH	22	32	2
282-4	Clevis-Spring	71	3	2	323-12	Screw-HH	70	56	2
282-4	Clevis-Spring	69	21	3	323-12	Screw-HH RH	34	27	3
283-6	Pin-Clevis	71	10	2	323-20	Screw-HH	23	49	2
283-6	Pin-Clevis	69	15	3	324-7	Screw-HH	22	29	4
283-58	Pin-Clevis	5	30	4	325-2	Screw-HH	32	65	2
285-22	Plug-Pipe	65	9	1	325-4	Screw-HH	71	35	4
302-5	Fitting-Grease	68	7	2	325-4	Screw-HH	70	59	6
302-5	Fitting-Grease	66	11	4	325-5	Screw-HH	77	6	9
302-5	Fitting-Grease	69	11	6	325-7	Screw-HH	22	13	2
302-5	Fitting-Grease	73	13	1	325-12	Screw-HH	63	30	2
302-5	Fitting-Grease	74	13	1	327-2	Screw-HH	66	3	1
302-5	Fitting-Grease	75	13	1	328-7	Screw-HH	69	18	4
302-5	Fitting-Grease	76	13	1	328-12	Screw-HH	69	13	2
302-5	Fitting-Grease	28	20	1	328-25	Screw-HH	66	30	1
302-5	Fitting-Grease	33	22	2	328-27	Screw-HH	67	49	1
302-5	Fitting-Grease	71	29	4	3210-8	Screw-HH	24	19	8
302-5	Fitting-Grease	5	39	1	3212-4	Screw-HH	77	*	2
302-10	Fitting-Grease 45°	34	10	1	3213-2	Screw-HH	35	60	8
304-46	Drain-Radiator	31	10	1	3217-6	Nut-Hex	7	32	1
304-46	Fitting-Drain	21	27	1	3217-6	Nut-Hex.	28	28	1
304-73	Fitting-Barbed	21	32	1	3217-9	Nut-Hex.	63	32	2
321-2	Screw-HH	22	6	1	3217-9	Nut-Lock	77	7	3
321-4	Screw-HH	31	23	7	3218-1	Nut-Jam	23	50	1
321-4	Screw-HH	6	31	1	3220-3	Nut-Jam	5	1	2
321-4	Screw-HH	35	50	1	3220-3	Nut-Jam	66	14	8
321-5	Screw-HH	63	23	2	3220-5	Nut-Jam	66	36	2
321-11	Screw-HH	18	6	4	3220-6	Nut	4	27	1
321-15	Screw-HH	10	33	3	3220-6	Nut-Steering Wheel	3	8	1
321-18	Screw-HH	17	5	4	3220-7	Nut-Jam	66	23	2
321-23	Screw-HH	13	13	2	3220-12	Nut-Jam LH Thread	66	38	2
321-39	Screw-HH	1	15	7	3230-2	Bolt-Carriage	34	13	1
321-39	Screw-HH	10	26	2	3234-5	Screw-HHF	2	34	1

*Not Illustrated

TORO PART NUMBER INDEX (Cont.)

Part No.	Description	Pg. Ref. No. No. Qty.	Part No.	Description	Pg. Ref. No. No. Qty.
3234-5	Screw-Whiz Lock	31 3 6	3256-70	Washer-Flat	19 37 4
3234-7	Screw-HHF (Europe)	2 42 1	3256-70	Washer-Flat	69 37 6
3234-13	Screw-Cap Flange Hd.	67 52 2	3256-70	Washer-Plain	72 46 2
3234-14	Screw-HWH	2 33 14	3256-78	Washer-Flat	34 20 1
3234-29	Screw	63 41 2	3258-166	Screw-PPH	10 12 5
3234-29	Screw-HHF	35 55 6	3258-166	Screw-PPH	3 28 2
3250-29	Screw-HH	6 7 4	3258-166	Screw-PPH	2 46 3
3253-3	Washer-Lock	22 7 1	3258-166	Screw-Round Head	21 29 1
3253-3	Washer-Lock	6 30 1	3269-10	Washer-Back-up	31 30 7
3253-3	Washer-Lock	10 32 3	3269-13	Rivet-Pop	31 32 17
3253-4	Washer-Lock	3 2 2	3269-15	Rivet-Pop	31 5 8
3253-4	Washer-Lock	6 13 4	3272-2	Pin-Cotter	5 5 2
3253-4	Washer-Lock	71 16 2	3272-4	Pin-Cotter	1 11 2
3253-4	Washer-Lock	28 17 2	3272-5	Pin-Cotter	3 17 3
3253-4	Washer-Lock	1 20 4	3272-10	Pin-Cotter	28 1 1
3253-4	Washer-Lock	15 29 4	3272-10	Pin-Cotter	71 4 2
3253-4	Washer-Lock	31 39 4	3272-10	Pin-Cotter	69 17 3
3253-4	Washer-Lock	34 43 6	3272-10	Pin-Cotter	3 21 1
3253-5	Washer-Lock	29 5 2	3272-10	Pin-Cotter	6 21 2
3253-6	Washer-Lock	77 * 2	3272-10	Pin-Cotter	5 40 4
3253-6	Washer-Lock	7 25 2	3272-13	Pin-Cotter	66 25 2
3253-7	Washer-Lock	77 5 9	3273-26	Screw-Hex. Socket Hd.	10 45 2
3253-7	Washer-Lock	71 39 4	3290-271	Rivet-Pop	31 20 2
3253-7	Washer-Lock	70 58 6	3290-354	Plate-Nut	10 36 2
3253-7	Washer-Lock	35 61 8	3290-378	Tie-Cable	19 * 4
3253-7	Washer-Lock	32 64 2	3290-378	Tie-Cable	3 * 3
3253-15	Washer-Lock	21 8 5	3290-378	Tie-Cable	31 17 1
3253-19	Washer-Lock	11 *71 2	3290-378	Tie-Cable	71 42 2
3253-21	Washer-Lock	63 15 1	3290-378	Tie-Cable	70 68 5
3253-21	Washer-Lock	22 33 2	3290-379	Tie-Cable	71 1 4
3253-21	Washer-Lock	13 42 2	3290-379	Tie-Cable	21 3 1
3253-27	Washer-Lock	63 31 2	3290-379	Tie-Cable	69 14 3
3253-33	Washer-Lock	7 31 1	3290-410	Tie-Cable, Push On	3 * 4
3255-8	Washer-Lock ETLW	3 15 1	3290-461	Washer-Belleville	5 21 1
3255-9	Washer-Lock	34 16 3	3290-488	Boot-Lift Control	10 40 1
3256-1	Washer-Flat	10 13 5	3290-489	Knob-Lift Control	10 3 1
3256-1	Washer-Flat	1 14 10	3290-509	Tie-Mount	21 30 1
3256-1	Washer-Flat	3 29 2	3296-2	Nut-Lock	10 18 4
3256-2	Washer-Flat	31 34 4	3296-3	Nut-Lock	6 27 1
3256-3	Washer-Flat	2 31 4	3296-9	Nut-Hex.	28 24 2
3256-3	Washer-Flat	10 34 3	3296-20	Nut-Lock	3 16 4
3256-4	Washer-Flat	33 4 8	3296-20	Nut-Lock	6 51 1
3256-5	Washer-Flat	7 4 1	3296-23	Nut-Lock	22 16 2
3256-6	Washer-Flat	71 40 4	3296-29	Nut-Lock	28 9 4
3256-6	Washer-Flat	70 57 6	3296-29	Nut-Lock	71 9 11
3256-22	Washer-Flat	5 6 2	3296-29	Nut-Lock	34 19 14
3256-22	Washer-Flat	3 11 4	3296-29	Nut-Lock	33 20 2
3256-22	Washer-Flat	31 22 4	3296-29	Nut-Lock	5 23 8
3256-23	Washer-Flat	71 7 10	3296-29	Nut-Lock	6 23 10
3256-23	Washer-Flat	6 12 8	3296-29	Nut-Lock	63 26 8
3256-23	Washer-Flat	1 18 6	3296-29	Nut-Lock	17 30 4
3256-23	Washer-Flat	69 25 3	3296-29	Nut-Lock	70 45 3
3256-23	Washer-Flat	3 31 6	3296-29	Nut-Lock	32 59 2
3256-23	Washer-Flat	34 34 8	3296-39	Nut-Lock	66 5 2
3256-23	Washer-Flat	31 38 4	3296-39	Nut-Lock	33 6 4
3256-24	Washer-Flat	66 2 2	3296-39	Nut-Lock	6 9 3
3256-24	Washer-Flat	5 4 1	3296-39	Nut-Lock	34 28 4
3256-24	Washer-Flat	7 5 1	3296-39	Nut-Lock	71 31 6
3256-24	Washer-Flat	63 16 1	3296-39	Nut-Lock	22 35 2
3256-24	Washer-Flat	6 19 3	3296-39	Nut-Lock	5 38 1
3256-24	Washer-Flat	69 24 3	3296-39	Nut-Lock	70 52 2
3256-24	Washer-Flat	34 30 5	3296-42	Nut-Lock	1 13 7
3256-24	Washer-Flat	71 30 4	3296-42	Nut-Lock	13 15 2
3256-24	Washer-Flat	13 41 2	3296-42	Nut-Lock	17 21 4
3256-24	Washer-Flat	63 46 2	3296-42	Nut-Lock	10 22 4
3256-26	Washer-Flat	28 2 1	3296-42	Nut-Lock	31 25 7
3256-26	Washer-Flat	77 4 9	3296-42	Nut-Lock	21 28 1
3256-26	Washer-Flat	3 22 1	3296-42	Nut-Lock	3 30 2
3256-26	Washer-Flat	7 24 2	3296-42	Nut-Lock	35 52 1
3256-26	Washer-Flat	32 63 2	3296-44	Nut-Lock	7 22 1
3256-40	Washer-Flat	35 62 4	3296-44	Nut-Lock	69 23 4
3256-46	Washer-Flat	7 20 1	3296-48	Nut-Lock	22 45 4
3256-69	Washer-Thrust	5 31 3	3296-51	Nut-Lock	69 19 6
3256-70	Washer-Flat	17 31 4	3296-54	Nut-Lock	6 4 4

*Not Illustrated

TORO PART NUMBER INDEX (Cont.)

Part No.	Description	Pg. No.	Ref. No.	Qty.	Part No.	Description	Pg. No.	Ref. No.	Qty.
3296-56	Nut-Lock	22	4	2	340-2	Fitting-Hydraulic Straight	17	15	2
3296-59	Nut-Lock	5	22	1	340-3	Fitting-Hydraulic Straight	29	16	1
3296-59	Nut-Lock	35	56	1	340-3	Fitting-Hydraulic, Straight	22	19	2
32104-76	Screw-Thread Forming	70	48	2	340-4	Fitting-Hydraulic Straight	15	5	1
32105-13	Screw-HH	10	17	4	340-4	Fitting-Hydraulic Straight	29	10	2
32105-21	Screw	28	4	2	340-8	Fitting-Hydraulic Straight	13	11	2
32108-9	Screw-Machine	22	12	1	340-13	Fitting-Hydraulic Straight	18	19	2
32120-74	Ring-Retaining	27	53	1	340-13	Fitting-Hydraulic Straight	15	40	2
32120-93	Ring-Retaining	71	25	4	340-13	Fitting-Straight	70	64	2
32120-93	Ring-Retaining	69	29	6	340-70	Nut-Bulkhead	19	11	2
32121-2	Pin-Roll	34	4	2	340-71	Fitting-Hydraulic	19	31	2
32121-6	Pin-Roll	5	9	1	340-77	Fitting-Hydraulic 90°	13	22	1
32121-16	Pin-Roll	5	32	1	340-77	Fitting-Hydraulic 90°	17	27	1
32121-27	Pin-Roll	69	2	3	340-82	Fitting-Hydraulic 90°	14	47	2
32121-27	Pin-Roll	72	62	2	340-87	Fitting-Hydraulic 45°	13	27	1
32121-38	Pin-Roll	6	22	1	340-92	Fitting-Hydraulic Straight	18	3	4
32121-45	Pin-Roll	5	10	2	340-92	Fitting-Hydraulic Straight	15	17	2
32121-50	Pin-Roll	5	41	1	340-92	Fitting-Hydraulic Straight	17	26	4
32121-122	Pin-Roll	71	44	2	340-98	Fitting-Hydraulic 90°	15	2	2
32121-122	Pin-Roll	70	55	3	340-98	Fitting-Hydraulic 90°	19	7	10
32122-24	Screw-Round Hd.	21	9	5	340-101	Fitting-Hydraulic 45°	15	10	2
32128-20	Nut-Flange Lock	18	18	2	340-101	Fitting-Hydraulic 45°	16	11	1
32128-20	Nut-Lock	63	21	3	340-103	Fitting-Hydraulic 45°	19	3	5
32128-20	Nut-Whiz	31	8	8	340-103	Fitting-Hydraulic 45°	66	32	2
32128-25	Nut-Flange	6	38	4	340-103	Fitting-Hydraulic 45°	71	13	1
32128-26	Nut-Flange	7	21	4	340-124	Fitting-Straight	32	48	2
32128-33	Nut-Flange Head	2	45	3	340-127	Nut-Bulkhead	19	12	4
32128-33	Nut-Lock	63	9	2	340-132	Fitting-Hydraulic 90°	17	3	3
32128-33	Nut-Lock	18	10	4	340-132	Fitting-Hydraulic 90°	69	4	5
32128-33	Nut-Lock, Flange Hd.	11	55	3	340-132	Fitting-Hydraulic 90°	18	8	1
32144-5	Nut	24	1	8	340-132	Fitting-Hydraulic 90°	71	22	3
32144-10	Screw-HWH	13	33	2	340-139	Fitting-Hydraulic 90°	15	23	1
32144-14	Screw-HH	35	64	2	340-139	Fitting-Hydraulic 90°	13	35	1
32144-14	Screw-HWH	2	49	2	340-143	Fitting-Hydraulic 90°	18	11	1
32144-14	Screw-Self Tapping	70	66	3	340-143	Fitting-Hydraulic 90°	16	18	1
32144-18	Screw-HH	11	46	2	340-143	Fitting-Hydraulic 90°	15	32	1
32144-21	Screw	3	6	1	340-143	Fitting-Hydraulic 90°	70	70	1
32144-22	Screw-HH	28	13	4	351-78	Edging	6	1	1
32144-26	Screw-TAP	3	1	2	351-80	Clip	6	40	1
32144-58	Screw-HSH	19	32	4	353-508	Plug-Hydraulic	13	40	1
32144-112	Screw-HH	22	8	8	353-512	Fitting-Hydraulic Plug	18	5	2
32144-112	Screw-Thread Forming	24	13	8	353-550	Plug-Drain	13	44	1
32151-36	Ring-Retaining	66	7	2	353-599	Pin-Dowel	20	3	2
32151-36	Ring-Retaining	72	47	4	353-682	Fitting-Hydraulic Straight	13	20	1
32151-41	Ring-Retaining	20	13	1	353-783	Fitting-Fuel	63	35	1
32151-48	Ring-Retaining	71	5	2	353-989	Plug	16	6	2
32151-48	Ring-Retaining	69	20	3	353-990	Plug	16	2	11
32151-61	Ring-Retaining	71	18	4	353-991	Plug	16	17	2
32151-62	Ring-Retaining	22	38	1	354-20	Fitting-Fuel Tee	21	15	1
32151-77	Ring-Retaining	66	40	1	354-21	Fitting-Fuel Straight	21	14	1
32152-10	Nut	73	2	1	354-22	Fitting-Fuel, Straight	21	13	1
32152-10	Nut	74	2	1	354-46	Ring-Seal	20	8	1
32152-10	Nut	75	2	1	354-50	Screw-HSH	20	1	4
32152-10	Nut	76	2	1	354-51	Washer	20	2	4
32153-6	Nut-Lock	66	6	2	354-70	Plug	16	21	1
33014-00	Nut-Lock	33	11	4	354-72	Fitting-Hydraulic 45°	22	42	1
33024-00	Nut-Lock	33	13	1	354-73	Fitting-Hydraulic Straight	13	24	2
33095-00	Washer-Flat	33	8	2	354-74	Fitting-Hydraulic Plug	13	16	1
33103-025	Screw-HHF	21	25	3	354-75	Fitting-Hydraulic 90°	22	40	1
33104-020	Screw-HFH	13	38	6	354-77	Fitting-Hydraulic Test Port	22	23	1
33105-025	Screw-HH	13	36	3	354-77	Fitting-Test Port	15	11	2
33114-016	Screw-HH	34	35	2	354-78	Fitting-Hydraulic	29	3	1
33114-020	Screw-HH	33	29	1	354-79	Cap-Test Port	15	12	2
33114-025	Screw-HH	33	15	5	354-79	Cap-Test Port	22	24	1

*Not Illustrated

TABLE OF CONTENTS

Description	Page	Description	Page
Frame & Body Assembly	1-2	Cam Shaft Assembly	43
Steering Tower Assembly	3	Piston & Crankshaft Assembly	44
Steering Valve Assembly No. 75-0600	4	Flywheel Assembly	45
Traction & Brake Pedals Assembly	5	Fuel Camshaft Assembly	46
Seat & Throttle Assembly	6	Engine Stop Lever Assembly	47
Seat Suspension Assembly	7	Stop Solenoid & Fuel Pump Assembly	48
Diagnostic-ACE Display Assembly	8	Injection Pump Assembly	49
Electrical Schematic	9	Injection Pump Assembly (Continued)	50
Control Console Assembly	10-11	Governor Assembly	51
Hydraulic Schematic	12	Speed Control Plate Assembly	52
Hydraulic Reservoir Assembly	13-14	Nozzle Holder & Glow Plug Assembly	53
Hydraulic Control Manifold Assembly	15	Nozzle Holder Assembly	54
Control Manifold Assembly	16	Alternator & Pulley Assembly	55
Front Hydraulic Manifolds	17	Alternator Assembly	56
Rear Hydraulic Manifolds	18	Starter Mount Assembly	57
Cutting Unit Hydraulic Components	19	Starter Assembly	58
Reel Motor Assembly No. 93-1375	20	Water Flange & Thermostat Assembly	59
Fuel Tank Assembly	21	Water Pump Assembly	60
Front Axle & Transmission Assembly	22-23	Valve & Rocker Arm Assembly	61
Front Axle Assembly No. 94-6933	24-25	Exhaust Manifold & Gasket Assembly	62
Brake Assembly	26	Engine Components Assembly	63
Transmission Assembly No. 75-0012	27	Air Cleaner Assembly	64
Traction Control Assembly	28	Filter, Water/Fuel Separator	65
Gear Pump Installation Assembly	29	Rear Axle Assembly	66-67
Hydraulic Pump Assembly No. 93-1376	30	Hydraulic Cylinder No. 75-1200	68
Radiator Assembly	31-32	Front Lift Arms Assembly	69-70
Muffler & Pump Drive Assembly	33	Rear Lift Arms Assembly	71-72
Engine Installation Assembly	34-35	Hydraulic Cylinder Assembly No. 93-9311	73
Crankcase Assembly	36	Hydraulic Cylinder Assembly No. 93-9310	74
Oil Pan Assembly	37	Hydraulic Cylinder Assembly No. 98-8069	75
Cylinder Head Assembly	38	Hydraulic Cylinder Assembly No. 98-8068	76
Gear Case & Oil Filter Assembly	39	Roll Over Protection System (R.O.P.S.) Asm.	77
Head Cover Assembly	40	Special Tools	78
Dipstick & Guide Assembly	41	Part Number Index	79-90
Main Bearing Case Assembly	42		

IDENTIFICATION AND ORDERING

MODEL AND SERIAL NUMBERS

The Reelmaster® 5200D has two identification numbers; a model number and a serial number. The two numbers are stamped on a decal which is located on the traction unit frame under the seat. In any correspondence concerning the Reelmaster 5200D, supply model and serial numbers to assure that correct information and replacement parts are obtained.

To order replacement parts from an Authorized TORO Service Dealer, supply the following information:

1. Model and serial number of the Reelmaster 5200D.
2. Part number, description, and the quantity of part(s) desired.

NOTE: Do not order by reference number if a parts catalog is being used; use the PART NUMBER.

COUNTRIES OTHER THAN THE UNITED STATES OR CANADA

Customers who have purchased TORO products exported from the United States or Canada should contact their Toro Distributor

(Dealer) to obtain guarantee policies for your country, province or state.

