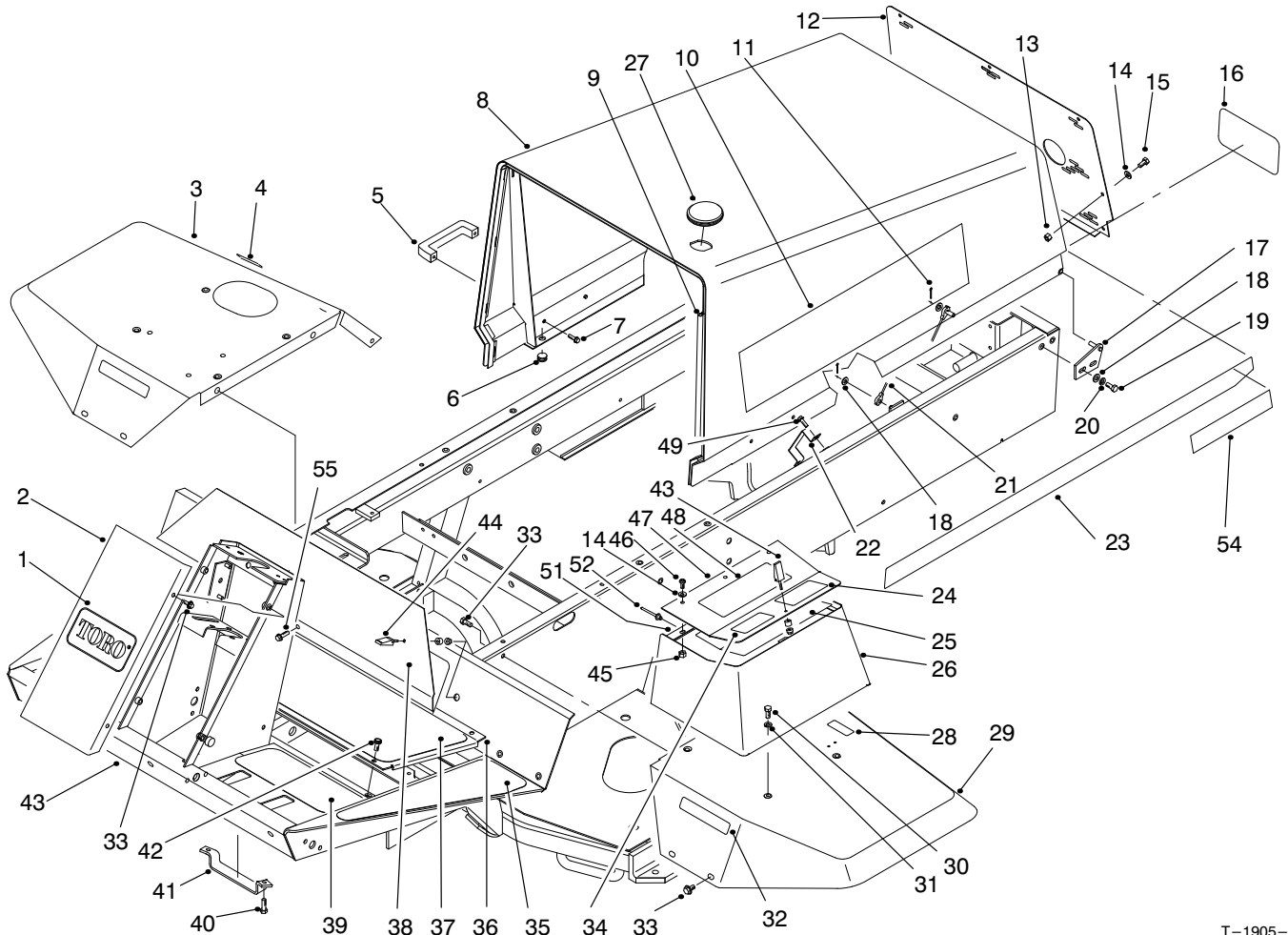


TORO[®]

MODEL NO. 03541-80001 & UP

**PARTS
CATALOG****REELMASTER[®] 5200D 4WD
TRACTION UNIT**

T-1905-5

FRAME & BODY ASSEMBLY

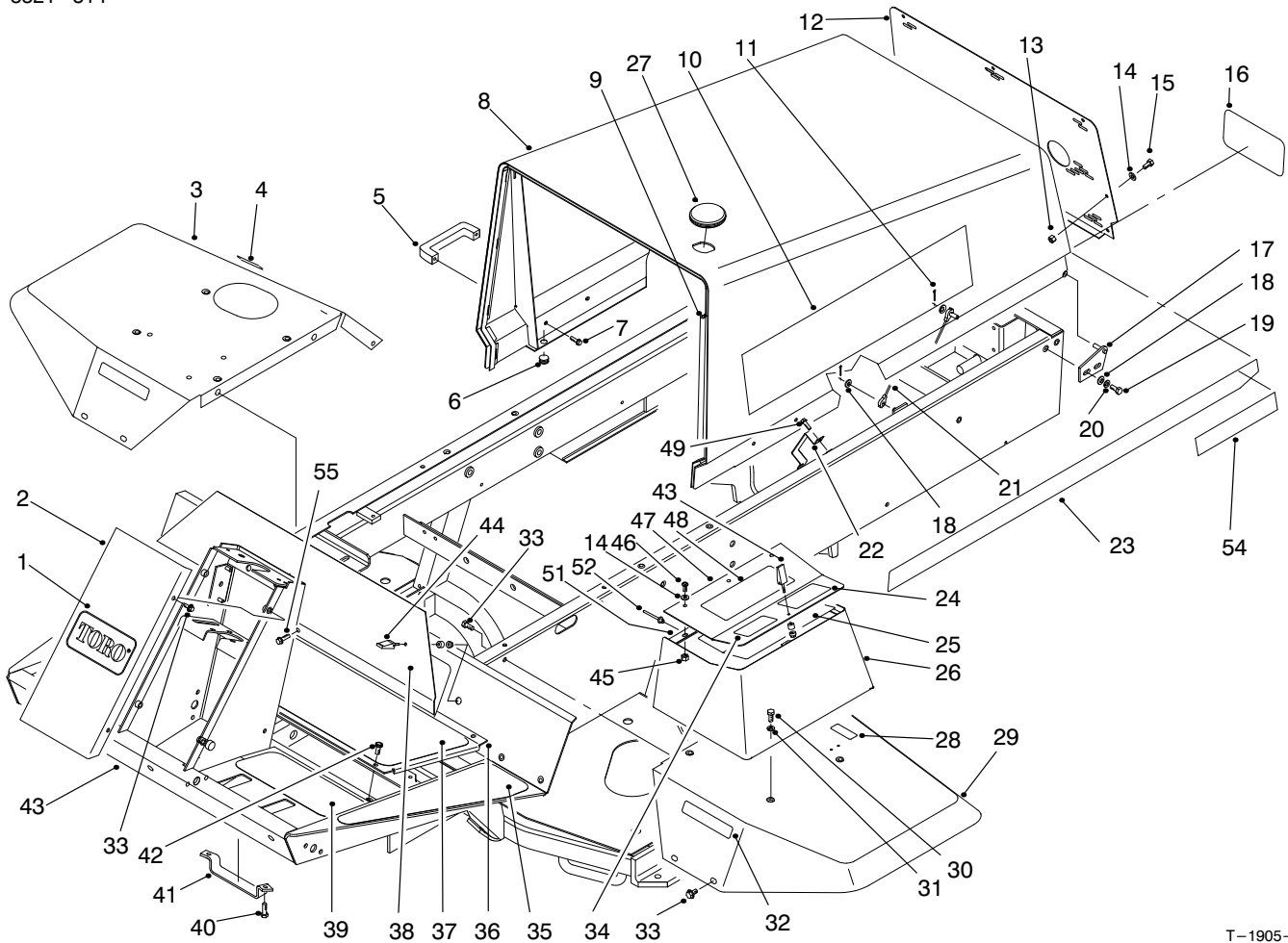
Ref. No.	Part No.	Description	No. Used
1	62-5550	Decal-TORO	1
2	75-1420	Cover-Steering Tower	1
3	93-7579	Fender-RH	1
4	93-6686	Decal-Hyd. Oil	1
5	65-5100	Handle	2
6	237-141	Bumper	2
7	46-8091	Screw-HH	4
8	98-9319	Hood	1
9	93-0081	Strip-Seal	1
10	98-4521	Decal-Reelmaster [®] 5200D	2
11	3272-4	Pin-Cotter	2
12	98-4573	Screen-Hood	1
13	3296-42	Nut-Lock	7
14	3256-1	Washer-Flat	10
15	321-39	Screw-HH	7
16	62-7400	Decal-TORO	1
17	63-6900	Hinge-Hood LH	1

Ref. No.	Part No.	Description	No. Used
*	63-6890	Hinge-Hood RH	1
18	3256-23	Washer-Flat	6
19	322-5	Screw-HH	4
20	3253-4	Washer-Lock	4
21	75-0570	Cable-Hood	1
22	98-4572	Bracket-Hose	1
23	92-5751	Decal-Hood Trim LH	1
*	92-5752	Decal-Hood Trim RH	1
24	93-6698	Decal-Warning	1
25	98-9340	Decal-Service	1
26	75-5810	Tool Box	1
27	98-9314	Plug-Hood	1
28	93-6680	Decal-Fuel	1
29	75-3860	Fender-LH	1
30	322-3	Screw-HH	4
31	3256-3	Washer-Flat	4
32	93-6689	Decal-No Riders	2

* Not Illustrated

© The TORO Company - 1998
All Rights Reserved

TPS



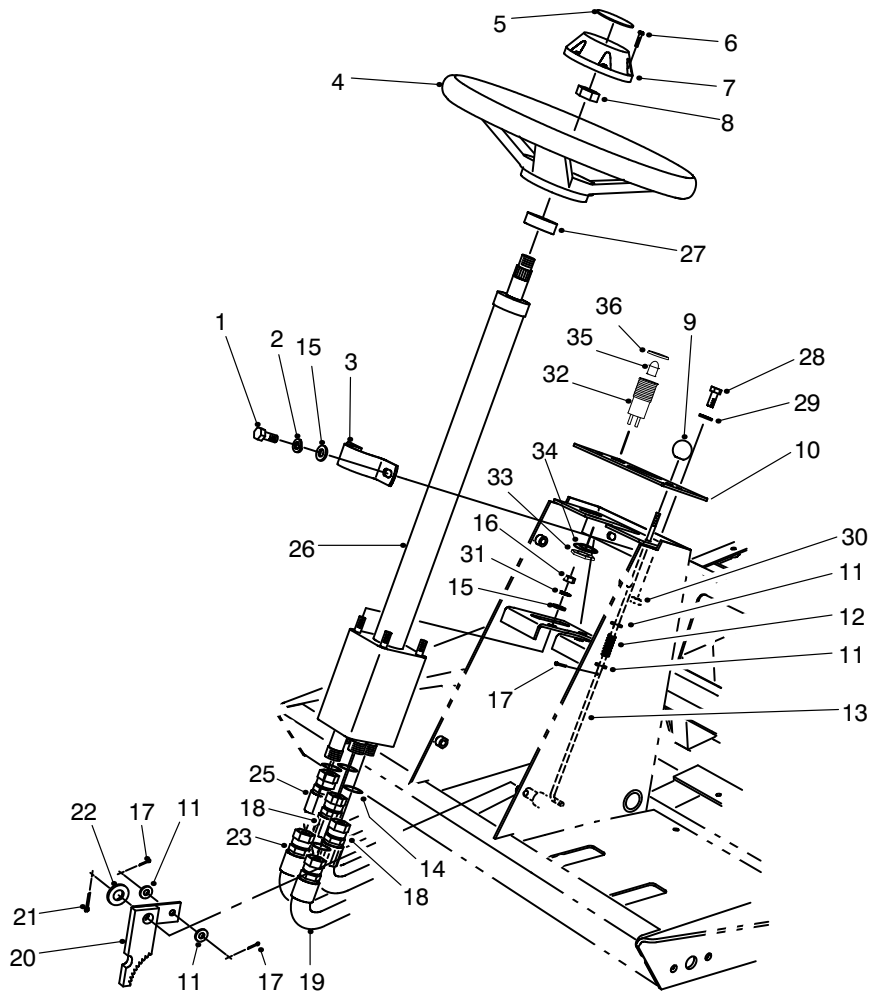
T-1905-5

FRAME & BODY ASSEMBLY (Continued)

Ref. No.	Part No.	Description	No. Used
33	3234-14	Screw-HWH	14
34	3234-5	Screw-HHF	1
35	75-0650	Tread-Foostrest LH	1
*	75-0640	Tread-Foostrest RH	1
36	75-1410	Panel-Floor	1
37	75-0630	Tread-Foot Center	1
38	75-1390	Panel-Access	1
39	75-0620	Tread-Foot LH	1
*	75-0610	Tread-Foot RH	1
40	322-4	Screw-HH	2
41	93-3626	Bracket-Hose	1
42	75-6840	Knob-Knurled	4

Ref. No.	Part No.	Description	No. Used
42	3234-7	Screw-HHF (Europe)	1
43	98-4549	Asm-Frame	1
44	74-5950	Asm-Swell Latch	3
45	32128-33	Nut-Flange Head	3
46	3258-166	Screw-PPH	3
47	75-6260	Cover-Tool Box	1
48	93-8051	Decal-Warning	1
49	32144-14	Screw-HWH	2
51	75-5780	Hinge-Cover	1
52	93-8744	Rivet	3
54	72-3560	Decal-4WD	2
55	3234-5	Screw-HFH	1

*Not Illustrated



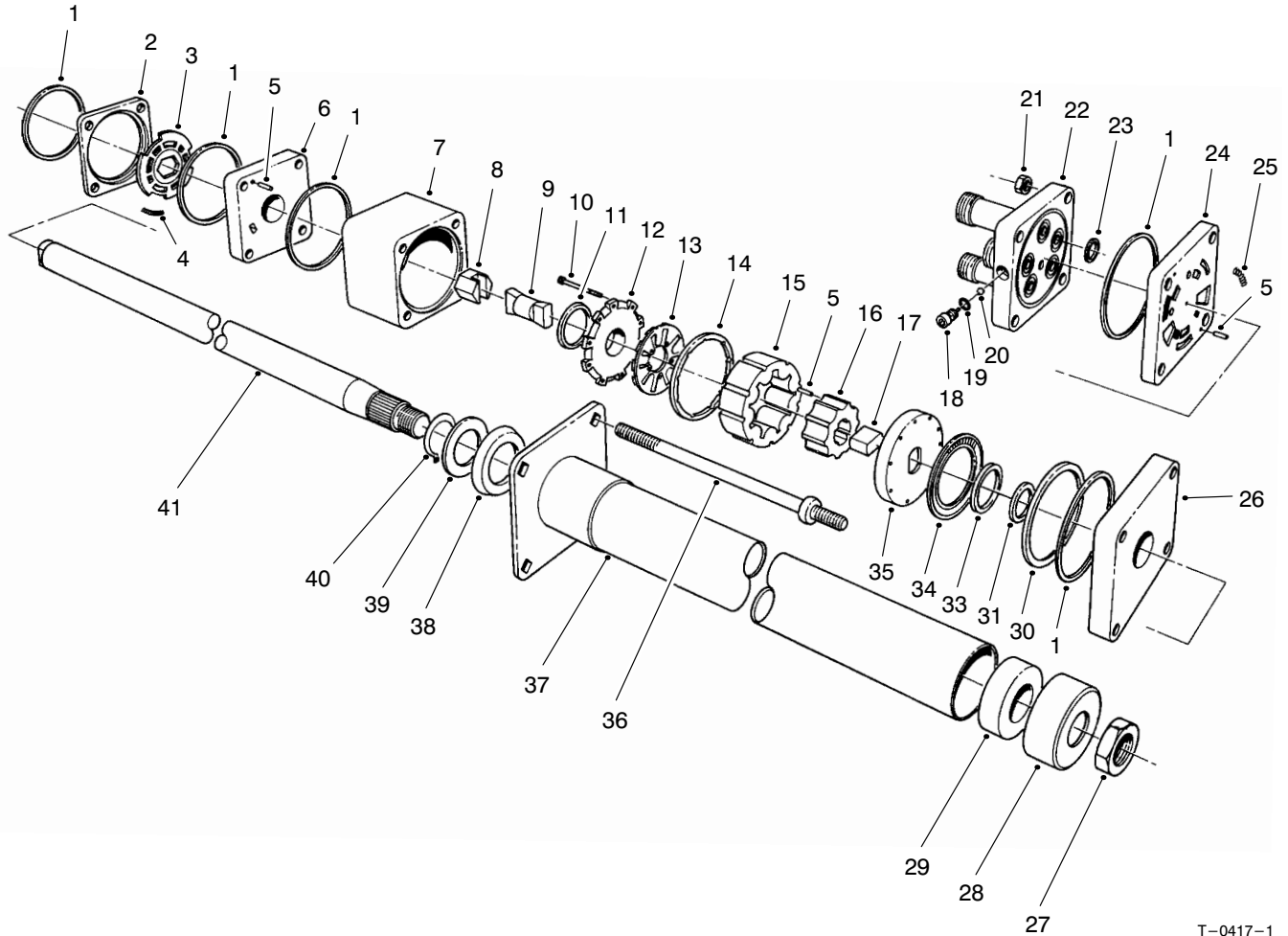
T-1044-2

STEERING TOWER ASSEMBLY

Ref. No.	Part No.	Description	No. Used	Ref. No.	Part No.	Description	No. Used
1	32144-26	Screw-TAP	2	20	63-7900	Rack-Parking Brake	1
2	3253-4	Washer-Lock	2	21	3272-10	Pin-Cotter	1
3	75-2810	Clamp-Steering Valve	1	22	3256-26	Washer-Flat	1
4	75-0560	Asm-Steering Wheel (Incl. Ref. #6-8)	1	23	75-5940	Hose-Hydraulic AUX	1
5	68-5370	Decal-TORO	1	25	75-6250	Hose-Hydraulic OUT	1
6	32144-21	Screw	1	26	75-0600	Asm-Steering Valve (Incl. Ref. #14)	1
7	68-5140	Cap-Steering Wheel	1	27	21-9260	Seal-Shaft	1
8	3220-6	Nut-Steering Wheel	1	28	3258-166	Screw-PPH	2
9	233-17	Knob-Parking Brake	1	29	3256-1	Washer-Flat	2
10	93-6682	Panel-Tower	1	30	3296-42	Nut-Lock	2
11	3256-22	Washer-Flat	4	31	3256-23	Washer-Flat	6
12	95-1821	Spring-Compression	1	32	44-2210	Asm-Lights, Warning (Incl. Ref. #33-36)	1
13	75-1490	Rod-Parking Brake	1	33	218-535	Nut-Lock	1
14	237-22	O-Ring	5	34	218-536	Washer-Lock	1
15	3255-8	Washer-Lock ETLW	1	35	93-7480	Bulb-LED	1
16	3296-20	Nut-Lock	4	36	218-533	Lens-Red	1
17	3272-5	Pin-Cotter	3	*	3290-378	Tie-Cable	3
18	75-6230	Hose-Hydraulic RT	2	*	3290-410	Tie-Cable, Push On	4
19	75-6240	Hose-Hydraulic IN	1				

*Not Illustrated

3321-514



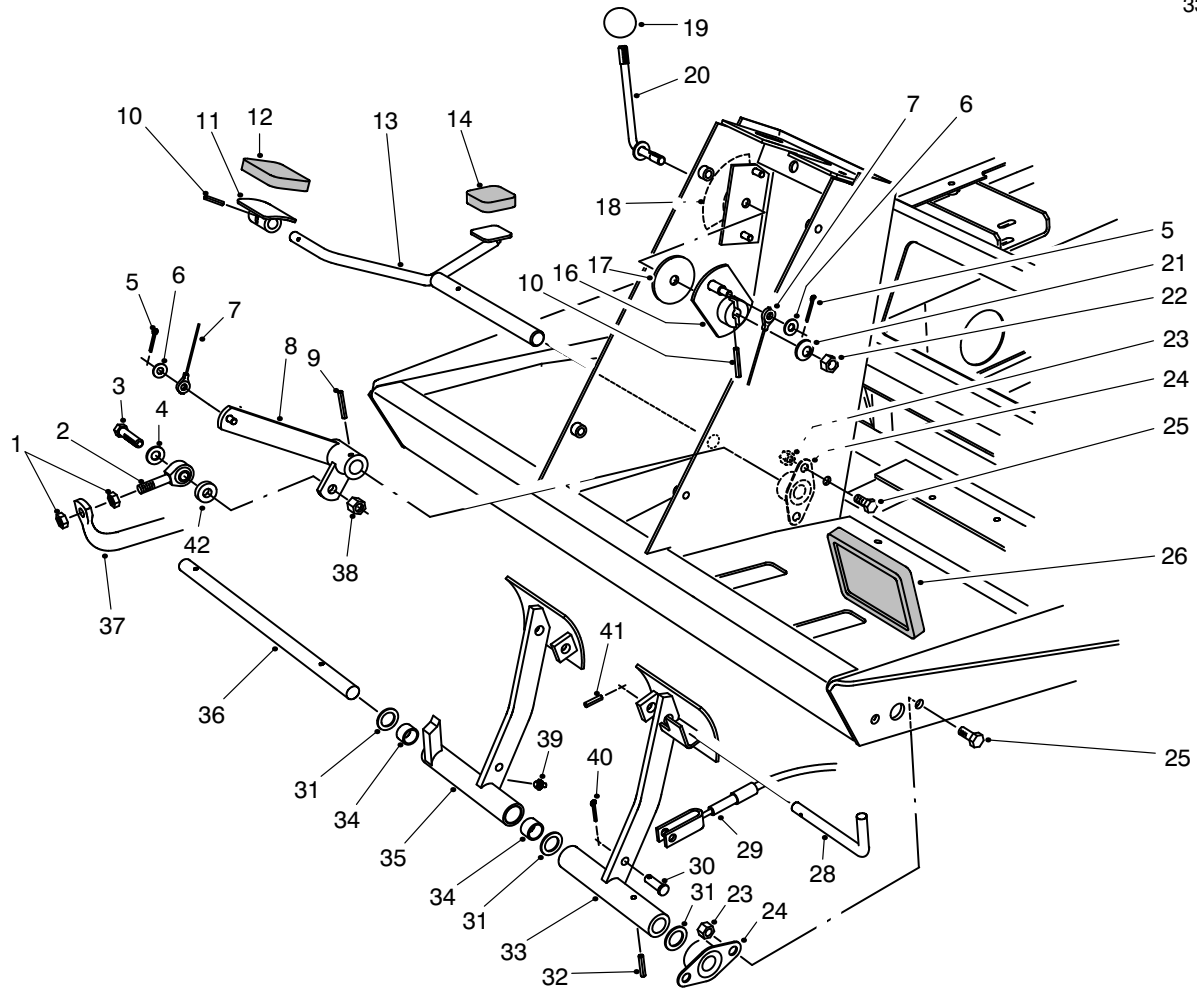
T-0417-1

STEERING VALVE ASSEMBLY No. 75-0600

Ref. No.	Part No.	Description	No. Used
1		Ring-Seal	5
2		Ring-Valve	1
3		Plate-Valve	1
4		Spring	3
5		Pin-Alignment	9
6		Manifold-Isolation	1
7		Ring-Metering	1
8		Asm-Hex Drive	1
9		Link-Drive	1
10		Screw-HSH	11
11		Seal-Commutator	1
12		Cover-Commutator	1
13		Commutator	1
14		Ring-Commutator	1
15		Stator	1
16		Rotor	1
17		Spacer-Drive Link	1
18		Plug	1
19		O-Ring	1
20		Ball	1
21		Nut-Hex	4
22		Cover-Port	1
23		O-Ring	5
24		Manifold-Port	1
25		Spring	3

Ref. No.	Part No.	Description	No. Used
26		Plate-Cover, Upper	1
27	3220-6	Nut	1
28	66-9770	Seal	1
29	66-9780	Bushing	1
30		Spacer-Bearing, Thrust	1
31		Spacer-Seal	1
33		Seal-Face	1
34		Bearing-Thrust	1
35		Plate-Drive	1
36	93-3609	Bolt-Special	4
37	66-9860	Upper Cover & Jacket	1
38	66-9870	Plate-Retaining	1
39	66-9880	Washer-Retaining Plate	1
40	66-9890	Ring-Retaining	1
41	66-9900	Shaft-Input	1
*	66-9970	Kit-Spring (Incl. Ref. #4 & 25)	1
*	66-9980	Kit-Seal (Incl. Ref. #1, 11, 19, 23 & 33)	1
*	66-9990	Kit-Needle Roller (Incl. Ref. #5)	1
*	75-1340	Valve-Power Steering (Incl. Ref. #1-26 & 30-36)	1

*Not Illustrated

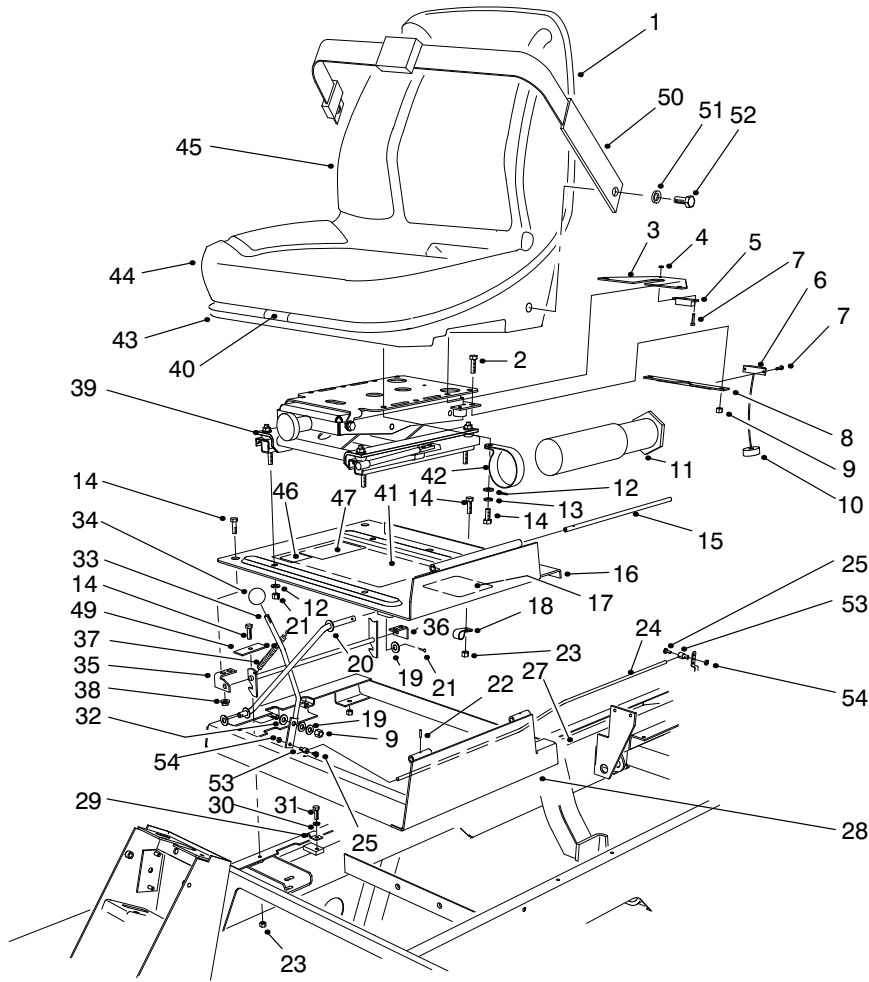


T-1045-1

TRACTION & BRAKE PEDALS ASSEMBLY

Ref. No.	Part No.	Description	No. Used	Ref. No.	Part No.	Description	No. Used
1	3220-3	Nut-Jam	2	23	3296-29	Nut-Lock	8
2	2411-36	Bearing-Rod End	1	24	256-236	Bearing-Flange	4
3	323-9	Screw-HH	1	25	322-3	Screw-HH	8
4	3256-24	Washer-Flat	1	26	93-8742	Pad-Brake	2
5	3272-2	Pin-Cotter	2	28	63-7880	Pin-Brake Latch	1
6	3256-22	Washer-Flat	2	29	63-7733	Cable-Brake LH	1
7	75-6580	Cable-Pedal	1	*	63-7732	Cable-Brake RH	1
8	75-3270	Lever-Traction Pivot	1	30	283-58	Pin-Clevis	4
9	32121-6	Pin-Roll	1	31	3256-69	Washer-Thrust	3
10	32121-45	Pin-Roll	2	32	32121-16	Pin-Roll	1
11	49-6440	Plate-Traction Pedal	1	33	75-1440	Pedal-Brake LH	1
12	74-9100	Pad-Forward	1	34	256-42	Bushing-Sleeve	2
13	75-2970	Pedal-Traction	1	35	75-1430	Asm-Brake Pedal RH (Incl. Ref. #34 & 39)	1
14	74-9110	Pad-Reverse	1	36	75-1470	Shaft-Brake Pedal	1
16	75-6510	Lever-Bracket	1	37	75-2170	Tube-Pump Control	1
17	75-6550	Disc-Friction	1	38	3296-39	Nut-Lock	1
18	93-6699	Decal-Fast/Slow	1	39	302-5	Fitting-Grease	1
19	233-42	Knob	1	40	3272-10	Pin-Cotter	4
20	75-6490	Lever-Pedal Stop	1	41	32121-50	Pin-Roll	1
21	3290-461	Washer-Belleville	1	42	5-0652	Spacer	1
22	3296-59	Nut-Lock	1				

*Not Illustrated

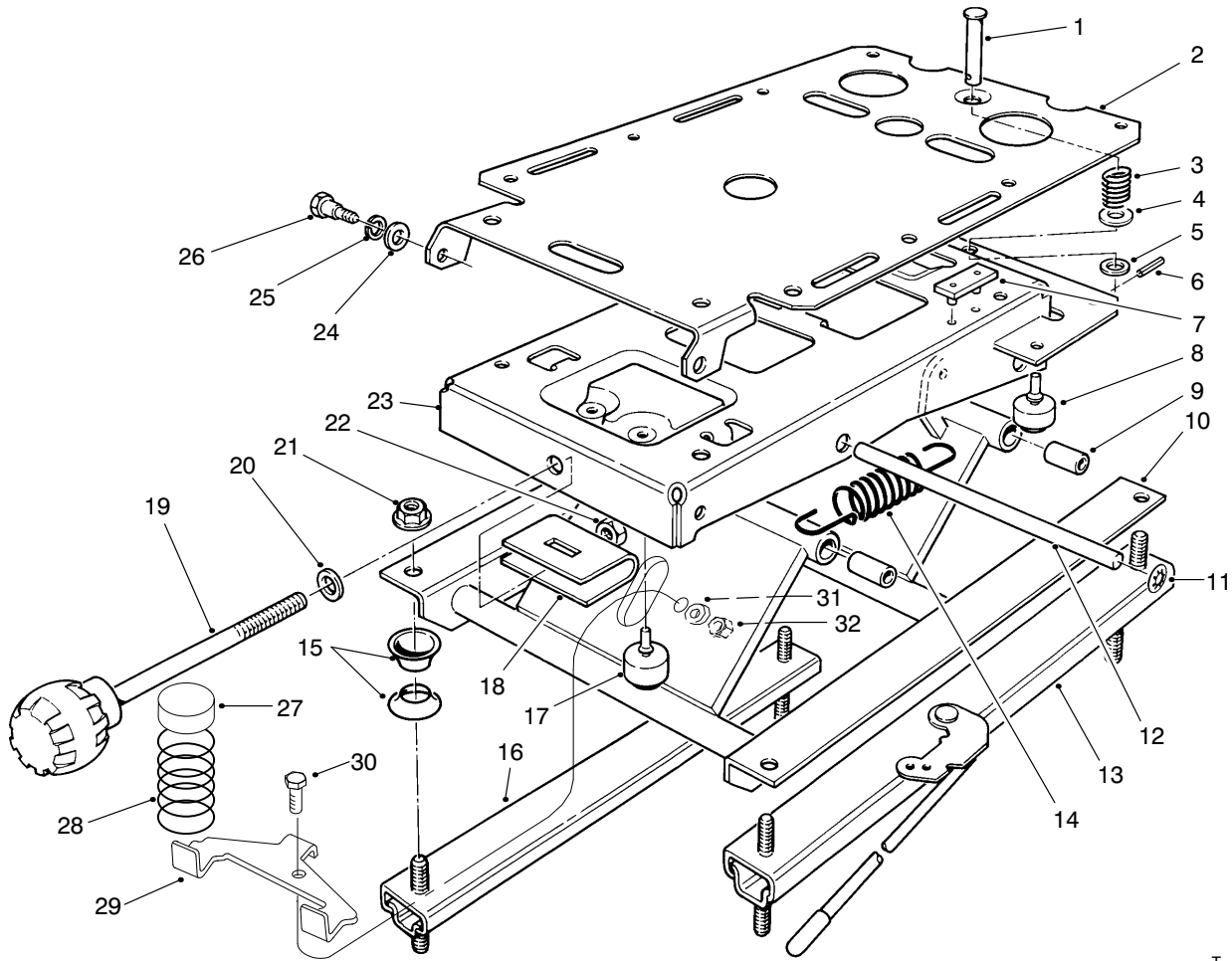


T-1906-4

SEAT & THROTTLE ASSEMBLY

Ref. No.	Part No.	Description	No. Used
1	351-78	Edging	1
2	323-4	Screw-HH	2
3	75-4370	Bracket-Switch (Seat)	1
4	3296-54	Nut-Lock	4
5	92-8753	Magnet-Reed Switch	1
6	92-8001	Sensor-Reed Switch	1
7	3250-29	Screw-HH	4
8	75-4360	Bracket-Switch	1
9	3296-39	Nut-Lock	3
10	93-0140	Grommet	1
11	74-0720	Tube-Manual	1
12	3256-23	Washer-Flat	8
13	3253-4	Washer-Lock	4
14	322-3	Screw-HH	13
15	75-3400	Shaft-Seat Pivot	1
16	98-2350	Asm-Seat Plate (Incl. Ref. #10)	1
17	93-8060	Decal-Danger	1
18	2412-93	Clamp-R	1
19	3256-24	Washer-Flat	3
20	75-3680	Rod-Seat	1
21	3272-10	Pin-Cotter	2
22	32121-38	Pin-Roll	1
23	3296-29	Nut-Lock	10
24	98-9303	Cable-Throttle	1
25	25-8640	Screw-HH	2
26	93-0021	Asm-Throttle Cable Swivel	1
27	3296-3	Nut-Lock	1
28	98-2352	Frame-Seat	1

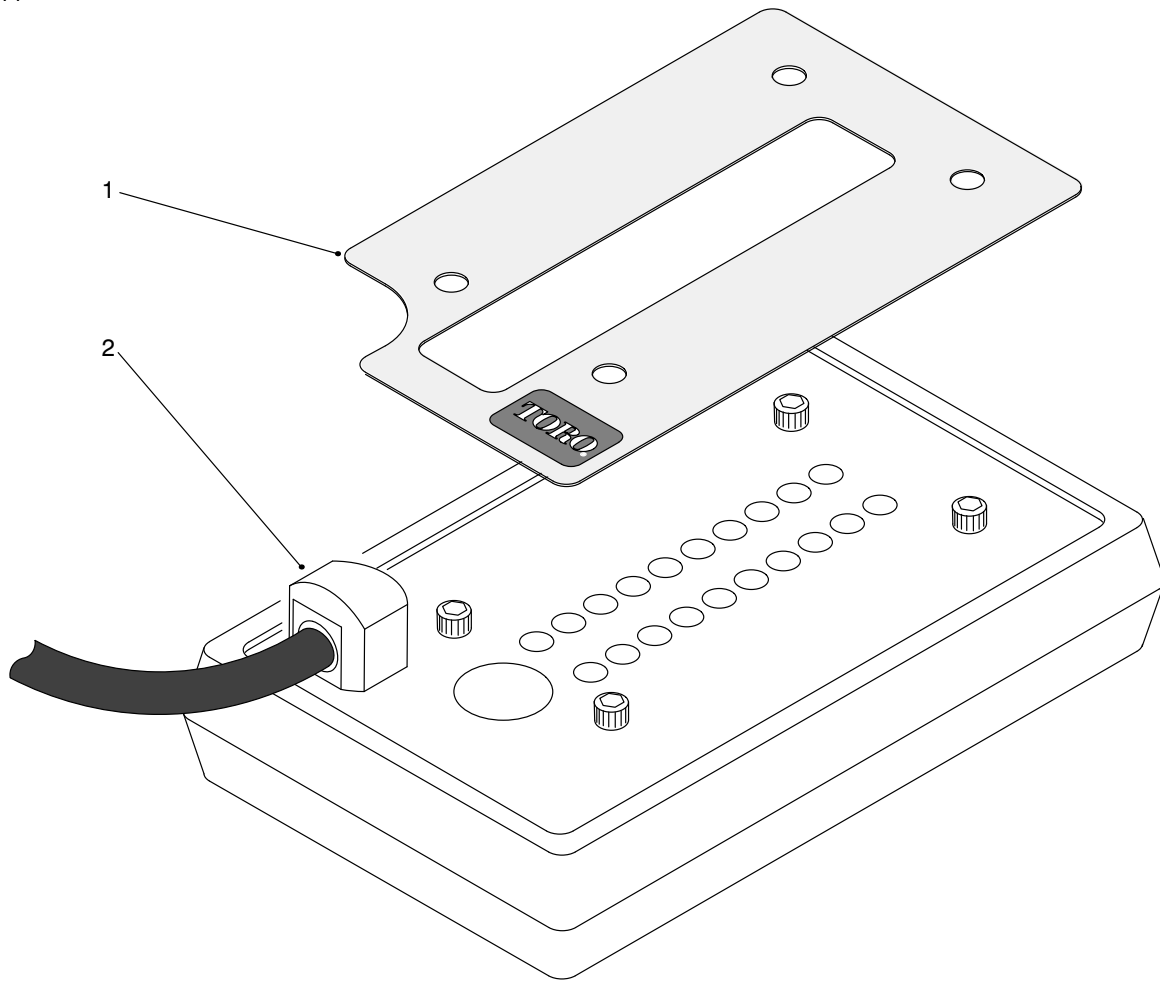
Ref. No.	Part No.	Description	No. Used
29	3-6657	Clamp-Cable	1
30	3253-3	Washer-Lock	1
31	321-4	Screw-HH	1
32	66-2920	Washer-Friction	2
33	75-3430	Rod-Throttle	1
34	233-42	Knob-Throttle	1
35	98-2354	Latch-Seat	1
36	98-2353	Bracket-Seat Latch	2
37	66-4190	Spring	1
38	32128-25	Nut-Flange	4
39	75-3000	Asm-Seat Suspension	1
40	351-80	Clip	1
41	98-9341	Decal-Clip (English)	1
41	98-9342	Decal-Clip (Metric)	1
42	2412-133	Clamp-R	2
43	92-6534	Shell-Seat	1
44	92-6533	Kit-Cushion, Replacement	1
45	92-1180	Asm-Seat (Incl. Ref. #1, 2 of #9, 43 & 44)	1
46	63-9920	Decal-EEC 105	1
47	92-5524	Decal-Noise Rating, 90	1
49	98-9302	Plate-Idler Stop	1
50	21-4191	Asm-Belt, Seat	1
51	3253-6	Washer-Lock	2
52	3212-4	Bolt	2
53	98-9311	Swivel-Cable, Throttle	1
54	3296-20	Nut-Lock	1



T-1031-1

SEAT SUSPENSION ASSEMBLY

Ref. No.	Part No.	Description	No. Used	Ref. No.	Part No.	Description	No. Used
1	80-4860	Pin-Clevis	1	17	66-8520	Bumper-Down-stop	2
2	75-3580	Plate-Mounting, Seat	1	18	77-2870	Weldment-Hanger	1
3	75-3530	Spring-Compression	1	19	76-1930	Knob-Tension Adjustment	1
4	3256-5	Washer-Flat	1	20	3256-46	Washer-Flat	1
5	3256-24	Washer-Flat	1	21	32128-26	Nut-Flange	4
6	75-3540	Pin-Roll	1	22	3296-44	Nut-Lock	1
7	75-3550	Bumper-Seat	2	23	75-3480	Weldment-Upper	1
8	76-2940	Bumper-Rubber	2	24	3256-26	Washer-Flat	2
9	76-1920	Bushing-Sleeve	4	25	3253-6	Washer-Lock	2
10	66-8610	Weldment-Lower	1	26	75-3510	Bolt-Shoulder	2
11	66-8560	Nut-Push	4	27	93-3164	Cap	2
12	76-1910	Shaft-Pivot	2	28	93-3163	Spring	2
13	82-9060	Adjuster W/Handle	1	29	93-3165	Bracket	1
14	76-1940	Spring-Extension	2	30	322-6	Screw-HH	1
15	66-9290	Spacer	6	31	3253-33	Washer-Lock	1
16	66-8530	Adjuster	1	32	3217-6	Nut-Hex	1



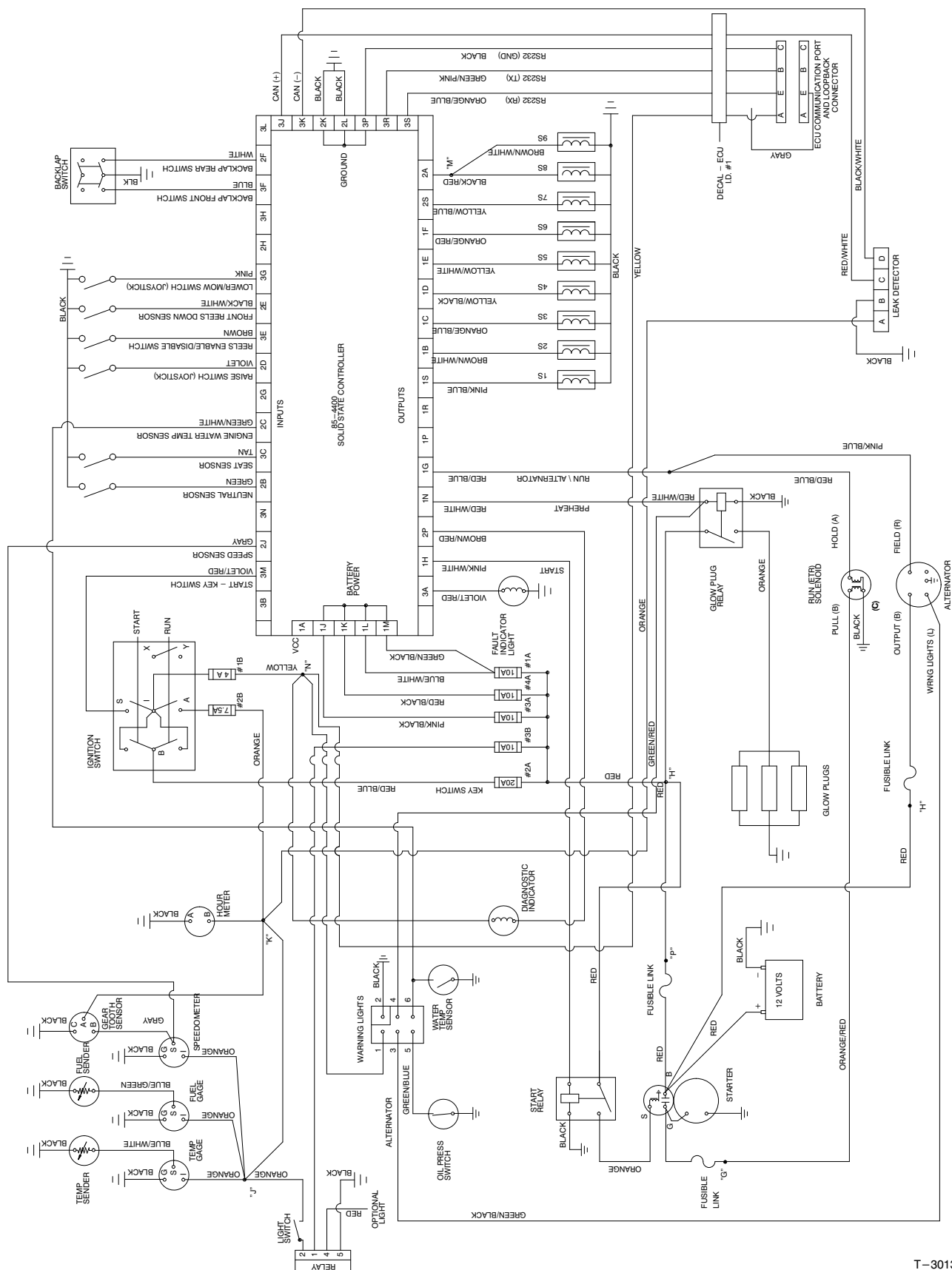
T-1458-1

DIAGNOSTIC-ACE DISPLAY ASSEMBLY

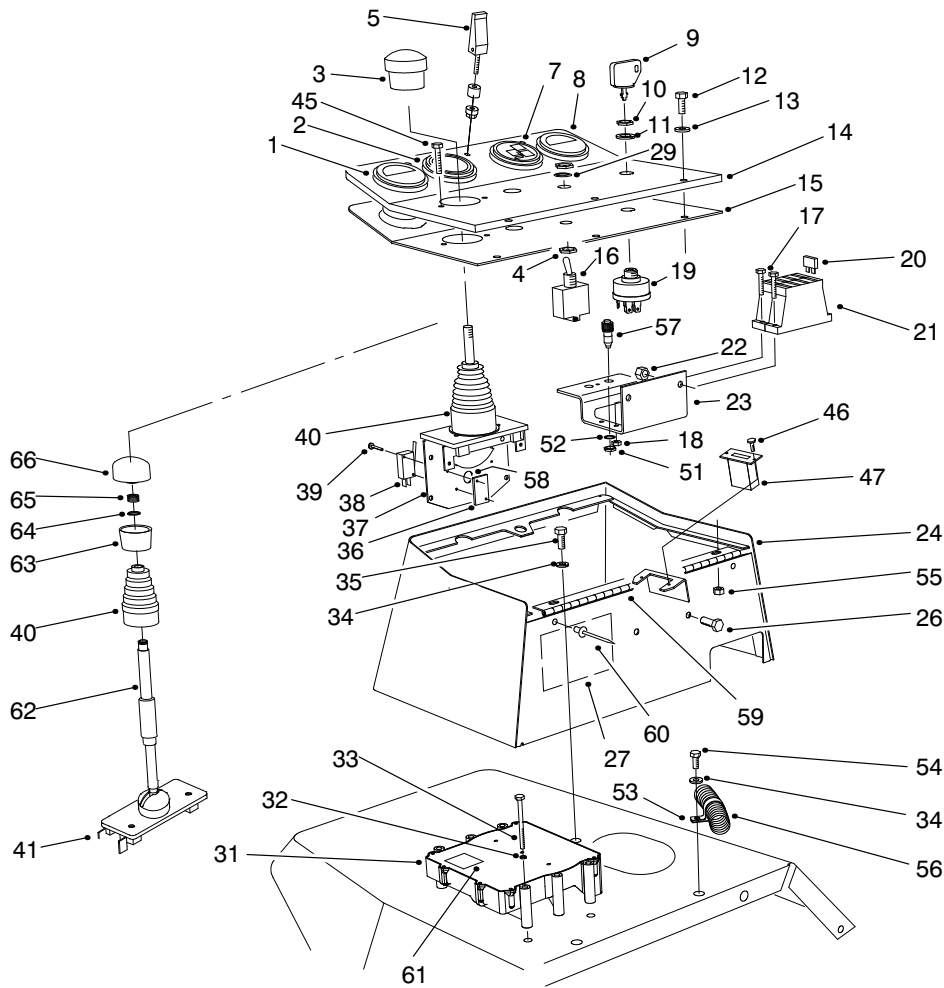
Ref. No.	Part No.	Description	No. Used
1	98-9750	Decal-Diagnostic-ACE RM 5200D V 1.0	1
1	98-9760	Decal-Diag. (Spanish)	1
1	98-9754	Decal-Diag. (French)	1
1	98-9755	Decal-Diag. (German)	1
1	98-9762	Decal-Diag. (Swedish)	1
1	98-9756	Decal-Diag. (Italian)	1
1	98-9759	Decal-Diag. (Portuguese)	1
1	98-9758	Decal-Diag. (Norwegian)	1
1	98-9753	Decal-Diag. (Finnish)	1
1	98-9751	Decal-Diag. (Danish)	1
1	98-9752	Decal-Diag. (Dutch)	1
1	98-9757	Decal-Diag. (Japan)	1
1	94-5386	Decal-Turf Defender, Diag.	1
1	94-8060	Decal-Turf Defender, Diag. (Danish)	1
1	94-8061	Decal-Turf Defender, Diag. (Dutch)	1
1	94-8062	Decal-Turf Defender, Diag. (Finnish)	1

Ref. No.	Part No.	Description	No. Used
1	94-8063	Decal-Turf Defender, Diag. (French)	1
1	94-8064	Decal-Turf Defender, Diag. (German)	1
1	94-8065	Decal-Turf Defender, Diag. (Italian)	1
1	94-8066	Decal-Turf Defender, Diag. (Japanese)	1
1	94-8067	Decal-Turf Defender, Diag. (Norwegian)	1
1	94-8068	Decal-Turf Defender, Diag. (Portuguese)	1
1	94-8069	Decal-Turf Defender, Diag. (Spanish)	1
1	94-8070	Decal-Turf Defender, Diag. (Swedish)	1
2	85-4750	Display-Diagnostic-ACE	1

ELECTRICAL SCHEMATIC



T-3013



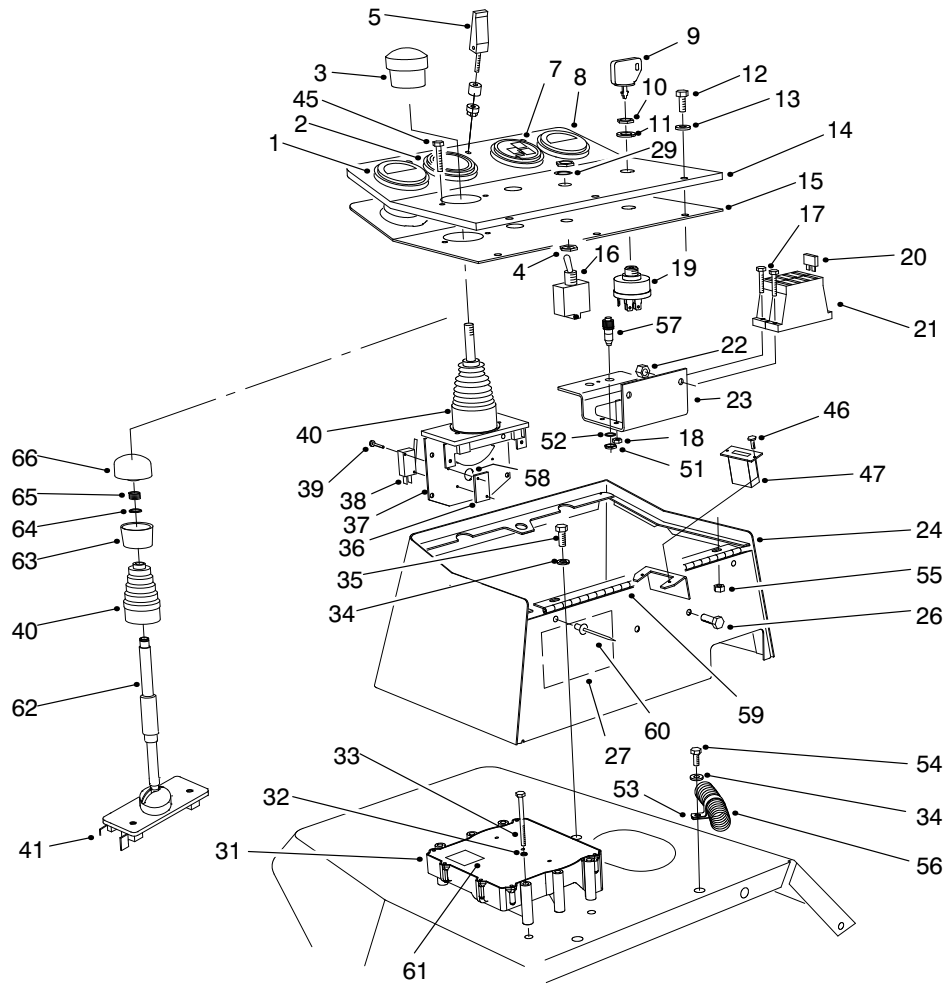
T-1501-6

CONTROL CONSOLE ASSEMBLY

Ref. No.	Part No.	Description	No. Used	Ref. No.	Part No.	Description	No. Used
1	98-9339	Gauge-Fuel	1	22	3296-42	Nut-Lock	4
2	85-4420	Gauge-Speedometer	1	23	93-7587	Bracket-Fuse Block	1
3	3290-489	Knob-Lift Control	1	24	75-5740	Box-Control	1
4	218-498	Nut-Hex.	2	26	321-39	Screw-HH	2
5	74-5950	Asm-Swell Latch	1	27	94-6767	Decal-Fuses	1
7	98-9306	Cluster-Warning	1	29	218-589	Washer-Lock	1
8	98-9308	Gauge-Temperature	1	31	92-5720	Controller-Electronic	1
9	63-8360	Key-Ignition	1			Note: This part must be programmed by distributor before installation.	
10	218-446	Nut-Locking	1	32	3253-3	Washer-Lock	3
11	218-447	Washer-E.T.L.W.	1	33	321-15	Screw-HH	3
12	3258-166	Screw-PPH	5	34	3256-3	Washer-Flat	3
13	3256-1	Washer-Flat	5	35	322-3	Screw-HH	2
14	93-6683	Panel-Control	1	36	3290-354	Plate-Nut	2
15	75-6270	Cover-Control Box	1	37	98-2195	Asm-Lift Control	
16	75-1010	Asm-Switch, Toggle				(Incl. Ref. #3, 36, 38-40, & 58)	1
		(Incl. Ref. #4, 29 & 71)	1	38	94-8104	Switch-Micro	2
17	32105-13	Screw-HH	4	39	94-8103	Screw-HH	4
18	3296-2	Nut-Lock	4	40	3290-488	Boot-Lift Control	1
19	27-2360	Asm-Ignition Switch		41	93-7183	Kit-Lift Control	
		(Incl. Ref. #9-11)	1			(Incl. Ref. #62-66)	1
†20	94-9157	Fuse-4A	1	45	3273-26	Screw-Hex. Socket Hd.	2
†20	218-578	Fuse-10A	3				
†20	218-574	Fuse-7.5A	1				
†20	218-594	Fuse-20A	1				
†21	67-7160	Block-Fuse	2				

*Not Illustrated
 ■Obtain Locally.

†Included in main wire harness Assembly.



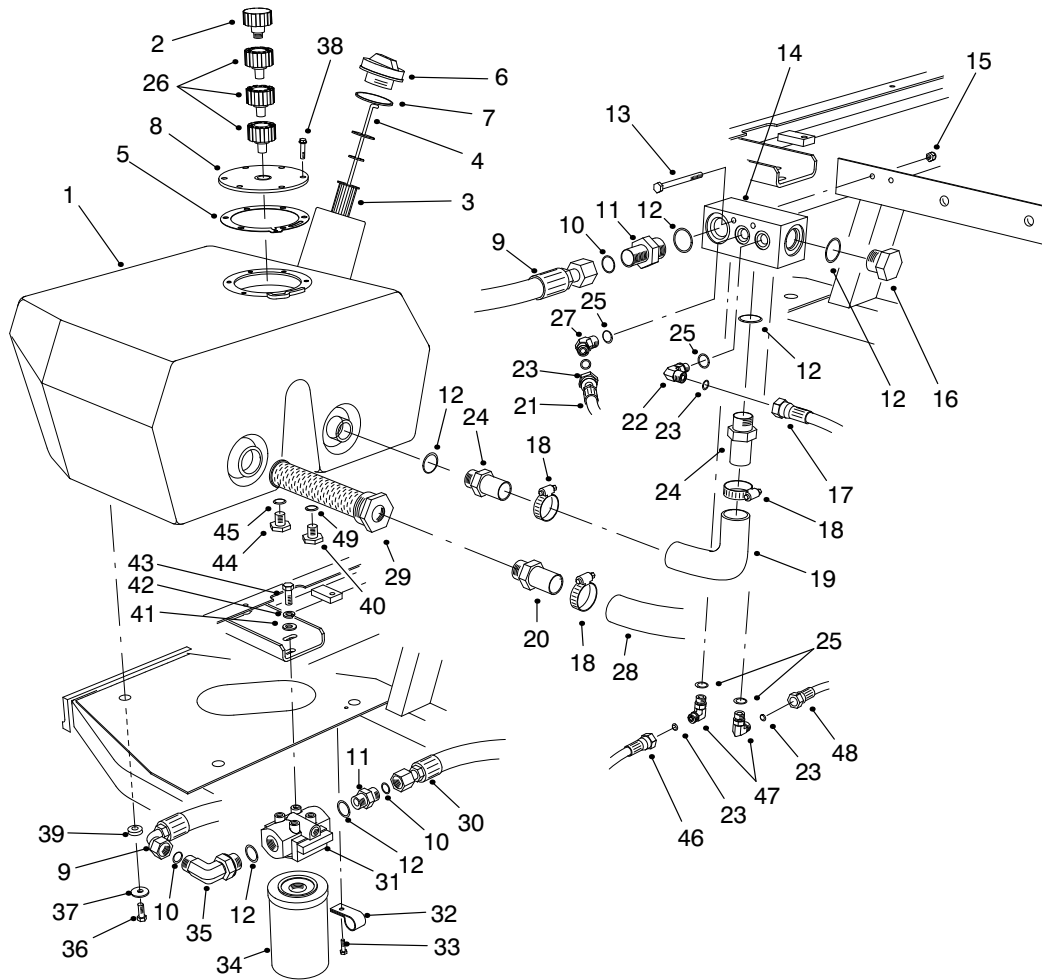
T-1501-6

CONTROL CONSOLE ASSEMBLY- (Continued)

Ref. No.	Part No.	Description	No. Used	Ref. No.	Part No.	Description	No. Used
46	32144-18	Screw-HH	2	60	93-8744	Rivet	3
47	75-6820	Meter-Hour	1	61	93-8053	Decal-ECU	1
51		Nut-Lock	1	62	98-9783	Tube-Interlock	1
52		Washer-Lock	1	63	94-3055	Cap-Lower, Joystick	1
53	2412-126	Clamp-R	1	64	94-3056	Ring-Retaining	1
54	322-5	Screw-HH	1	65	94-3057	Spring-Compression	1
55	32128-33	Nut-Lock, Flange Hd.	3	66	94-3058	Cap-Upper, Joystick	1
56	98-4551	Asm-Main Wire Harness	1	*70	94-6343	Decal-Wire I.D.	1
†57	85-4491	Lamp-Diagnostic (Incl. 219-19 Lamp)	1	*71	3253-19	Washer-Lock	2
*	219-19	Lamp-Green		*†	70-8570	Breaker-Circuit, 40 Amp	2
58	93-3625	Spring-Joystick Return	1	*†	86-7560	Connector-Cover (3 Way)	3
59	75-5780	Hinge-Cover	1	*†	86-7550	Connector-Cover (2 Way)	2
				*†	85-4650	Connector-Loop Back	1

*Not Illustrated

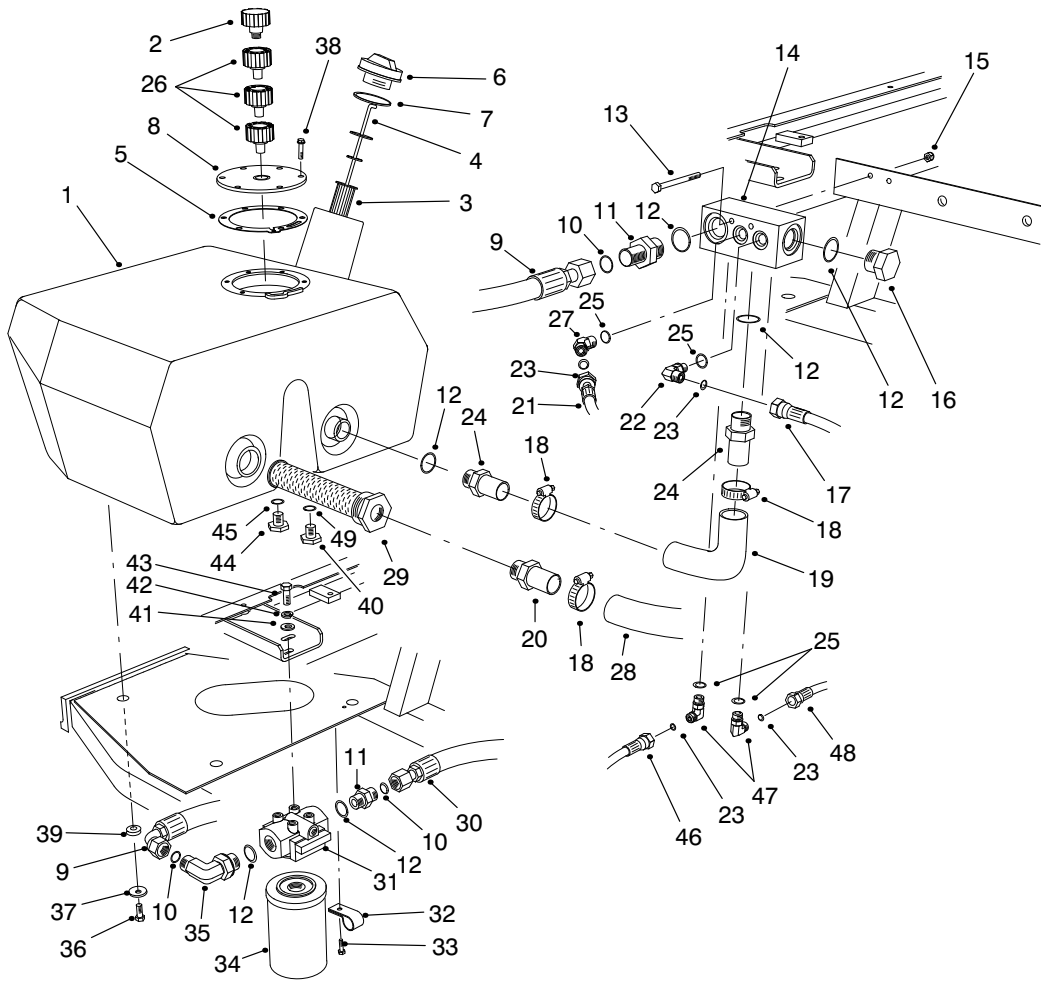
†Included in main wire harness Assembly.



T-1048-4

HYDRAULIC RESERVOIR ASSEMBLY

Ref. No.	Part No.	Description	No. Used	Ref. No.	Part No.	Description	No. Used
1	93-7488	Reservoir-Hydraulic	1	24	354-73	Fitting-Hydraulic Straight (Incl. Ref. #12)	2
2	68-6150	Breather-Hydraulic Tank	1	25	237-42	O-Ring	4
3	61-2790	Screen-Filler	1	26	92-8020	Adapter-Breather	3
4	94-9411	Dipstick	1	27	340-87	Fitting-Hydraulic 45° (Incl. Ref. #25 & 23)	1
5	93-7499	Gasket-Flange	1	28	75-6870	Hose-Hydraulic Suction	1
6	93-7498	Plug-Plastic	1	29	75-0550	Strainer-Suction	1
7	237-101	O-Ring	1	30	93-0077	Hose-Hydraulic	1
8	93-7588	Cover-Tank	1	31	75-1300	Asm-Hydraulic Filter Head	1
9	75-6130	Hose-Hydraulic	1	32	2412-93	Clamp-R	2
10	237-65	O-Ring	5	33	32144-10	Screw-HWH	2
11	340-8	Fitting-Hydraulic Straight (Incl. Ref. #10 & 12)	2	34	75-1310	Element-Hydraulic Filter	1
12	237-81	O-Ring	4	35	340-139	Fitting-Hydraulic 90° (Incl. Ref. #10 & 12)	1
13	321-23	Screw-HH	2	36	33105-025	Screw-HH	3
14	92-9098	Manifold-Tank	1	37	63-8410	Washer-Flat	3
15	3296-42	Nut-Lock	2	38	33104-020	Screw-HFH	6
16	354-74	Fitting-Hydraulic Plug (Incl. Ref. #12)	1	39	240-11	Grommet	3
17	75-6250	Hose-Hydraulic	1	40	353-508	Plug-Hydraulic	1
18	2412-34	Clamp-Hose	3	41	3256-24	Washer-Flat	2
19	75-5720	Hose-Hydraulic	1	42	3253-21	Washer-Lock	2
20	353-682	Fitting-Hydraulic Straight	1	43	323-4	Screw-HH	2
21	93-0119	Hose-Hydraulic	1	44	353-550	Plug-Drain (Incl. Ref. #45)	1
22	340-77	Fitting-Hydraulic 90° (Incl. Ref. #23 & 25)	1	45	237-79	O-Ring	1
23	237-22	O-Ring	6				

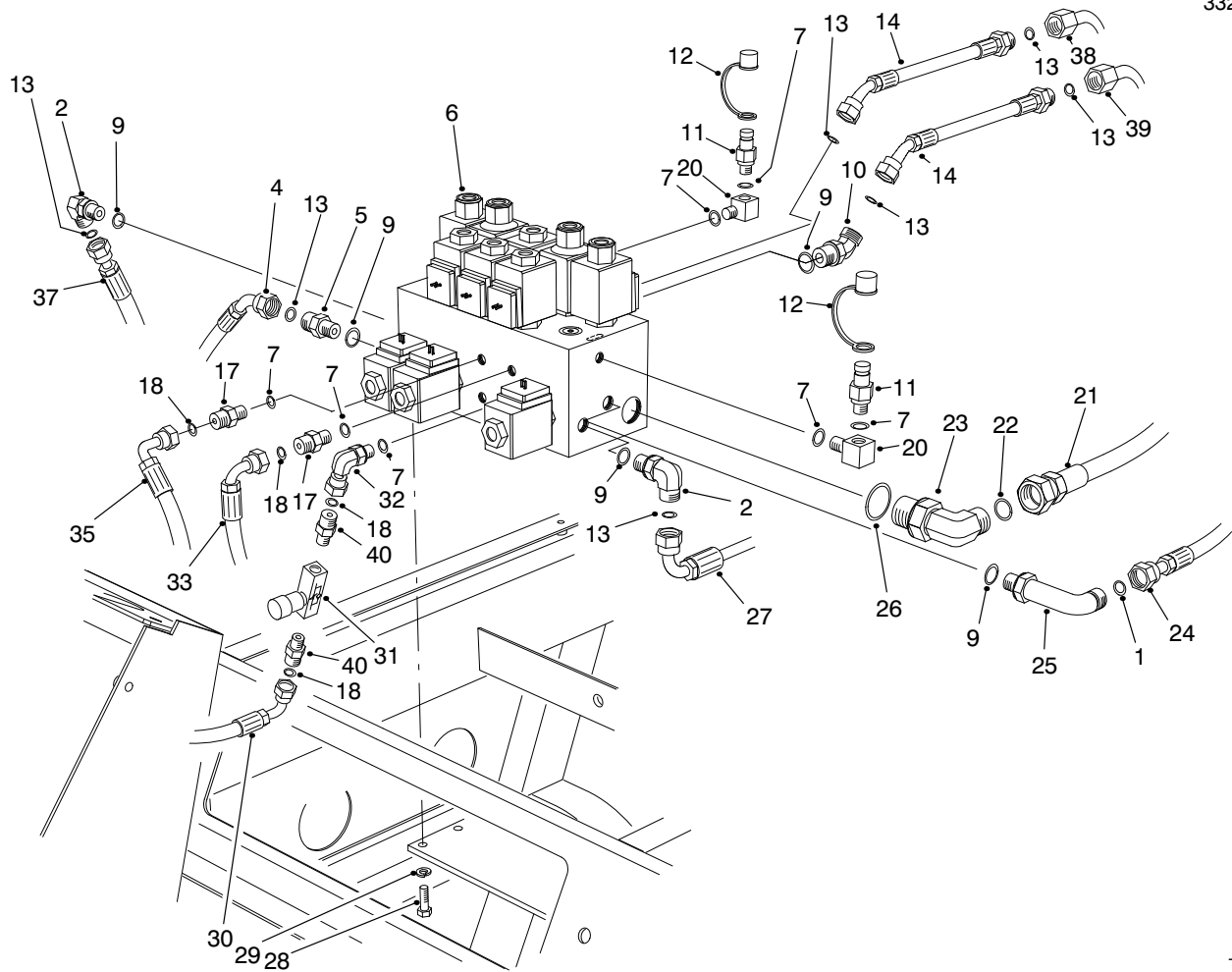


T-1048-4

HYDRAULIC RESERVOIR ASSEMBLY (Continued)

Ref. No.	Part No.	Description	No. Used
46	92-9096	Asm-Hose	1
47	340-82	Fitting-Hydraulic 90° (Incl. Ref. #23 & 25)	2

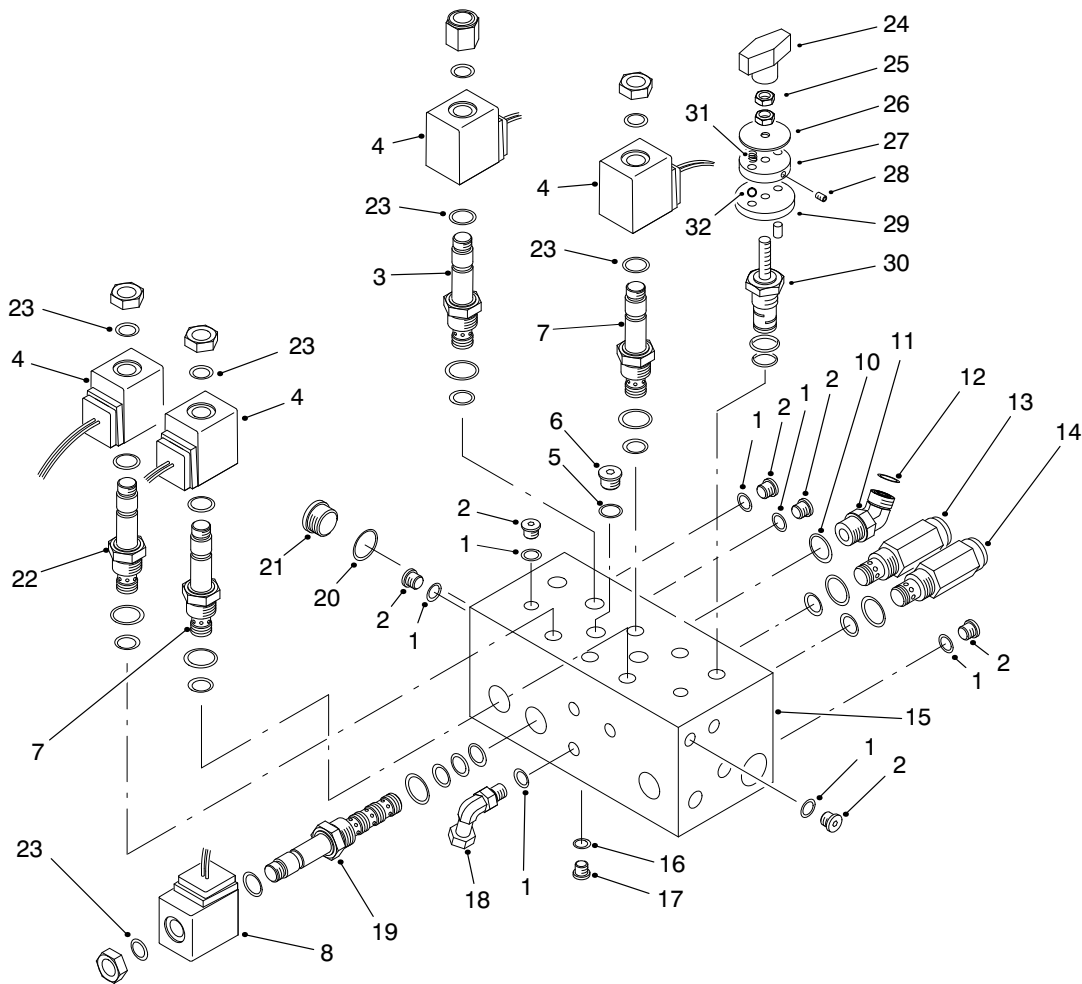
Ref. No.	Part No.	Description	No. Used
48	94-4916	Hose Asm-Drain	1
49	237-42	O-Ring	1



T-1094-3

HYDRAULIC CONTROL MANIFOLD ASSEMBLY

Ref. No.	Part No.	Description	No. Used	Ref. No.	Part No.	Description	No. Used
1	237-22	O-Ring	1	21	93-0078	Hose-Hydraulic	1
2	340-98	Fitting-Hydraulic 90° (Incl. Ref. #9 & 13)	2	22	237-65	O-Ring	1
4	98-4586	Asm-Hose, Pressure #5	1	23	340-139	Fitting-Hydraulic 90° (Incl. Ref. #22 & 26)	1
5	340-4	Fitting-Hydraulic Straight (Incl. Ref. #9 & 13)	1	24	94-4913	Asm-Hose, Pressure #2	1
6	98-4579	Asm-Control Manifold (Incl. Ref. #32)	1	25	93-3612	Fitting-Hydraulic 90° (Incl. Ref. #1 & 9)	1
7	237-78	O-Ring	6	26	237-81	O-Ring	1
9	237-79	O-Ring	6	27	94-4914	Asm-Hose, Pressure #3	1
10	340-101	Fitting-Hydraulic 45° (Incl. Ref. #9 & 13)	2	28	322-3	Screw-HH	4
11	354-77	Fitting-Test Port (Incl. Ref. #7)	2	29	3253-4	Washer-Lock	4
12	354-79	Cap-Test Port	2	30	75-5900	Hose-Hydraulic	1
13	237-30	O-Ring	7	31	82-8270	Valve-Flow Control	1
14	86-9190	Hose-Hydraulic	2	32	340-143	Fitting-Hydraulic 90° (Incl. Ref. #7)	1
17	340-92	Fitting-Hydraulic Straight (Incl. Ref. #7 & 18)	2	33	93-0118	Hose-Hydraulic	1
18	237-21	O-Ring	4	35	75-5890	Hose-Hydraulic	1
20	75-6640	Fitting-Hydraulic 90° (Incl. Ref. #7)	2	37	98-4589	Asm-Hose, Pressure #4	1
				38	93-3642	Tube-Hydraulic	1
				39	93-3643	Tube-Hydraulic	1
				40	340-13	Fitting-Hydraulic Straight (Incl. Ref. #18)	2



T-1503-2

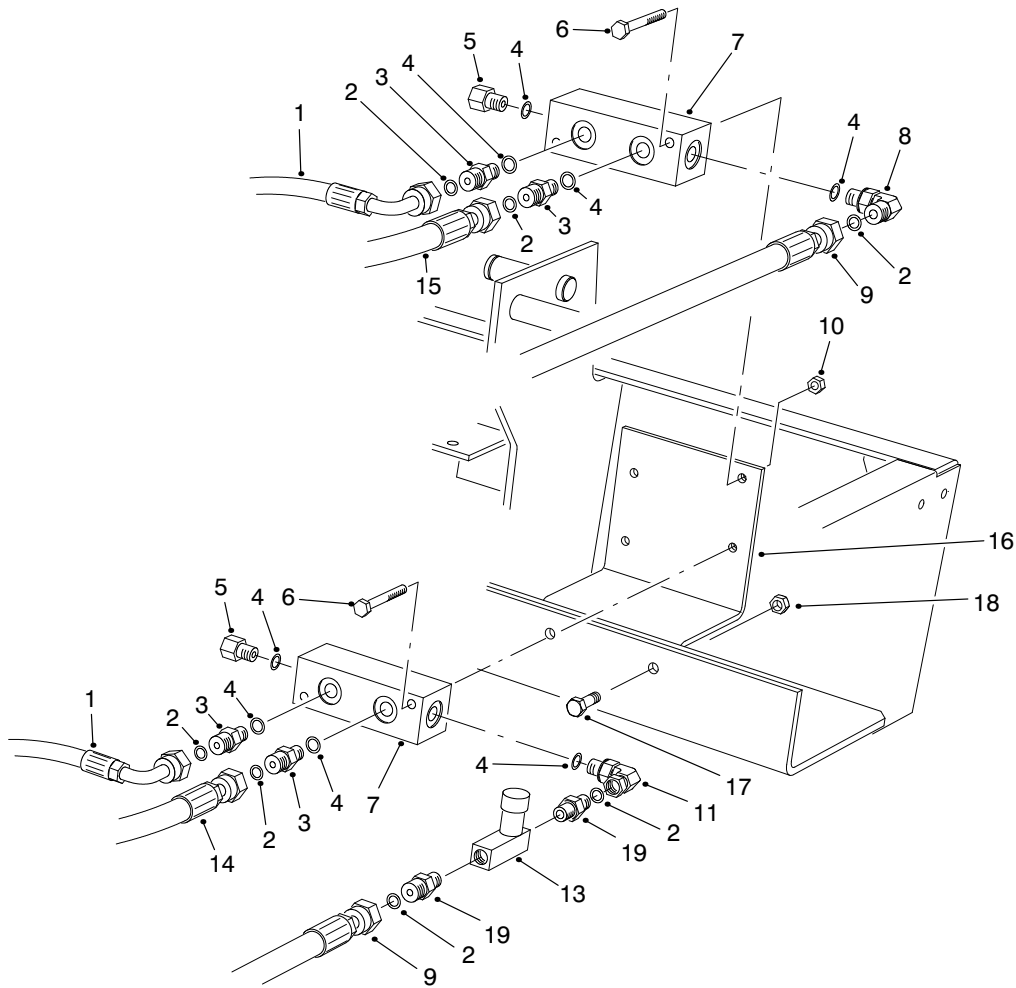
CONTROL MANIFOLD ASSEMBLY

Ref. No.	Part No.	Description	No. Used
1	237-78	O-Ring	12
2	353-990	Plug (Incl. Ref. #1)	11
3	88-7020	Cartridge-N.O. (Use Seal Kit #95-5645)	2
4	88-9190	Solenoid-20 Watt	6
5	237-42	O-Ring	2
6	353-989	Plug (Incl. Ref. #5)	2
7	94-2685	Cartridge-N.C. (Use Seal Kit #95-5645)	3
8	88-9200	Solenoid-28 Watt	3
10	237-79	O-Ring	1
11	340-101	Fitting-Hydraulic 45° (Incl. Ref. #10 & 12)	1
12	237-30	O-Ring	1
13	75-0920	Cartridge-Relief 3000 psi (Use Seal Kit #95-5645)	1
14	75-2010	Cartridge-Relief 2000 psi (Use Seal Kit #95-5645)	1
†15		Body-Manifold	1
16	237-156	O-Ring	2
17	353-991	Plug (Incl. Ref. #16)	2

Ref. No.	Part No.	Description	No. Used
18	340-143	Fitting-Hydraulic 90° (Incl. Ref. #1)	1
19	88-6960	Cartridge-4W/2P (Use Seal Kit #95-5642)	3
20	237-80	O-Ring	1
21	354-70	Plug (Incl. Ref. #20)	1
22	92-6315	Cartridge-N.C. (Use Seal Kit #95-5645)	1
23	94-5438	Seal-Solenoid	10
24	94-5020	Knob	2
25	75-6770	Nut-Jam	4
26		Plate-Indicator	2
27	75-6730	Plate-Detent	2
28		Screw-Set	2
29	75-6720	Plate-Locating	2
30	98-9779	Rotary Cartridge Kit (Use Seal Kit #95-5645)	2
31	94-5027	Spring-Detent	2
32		Ball-Detent	2
*	82-8520	Detent Assembly Kit (Incl. Ref. #24-29, 31 & 32)	2
*	95-5645	Kit-Seal	10
*	95-5642	Kit-Seal	3

*Not Illustrated

†Not Serviceable Separately

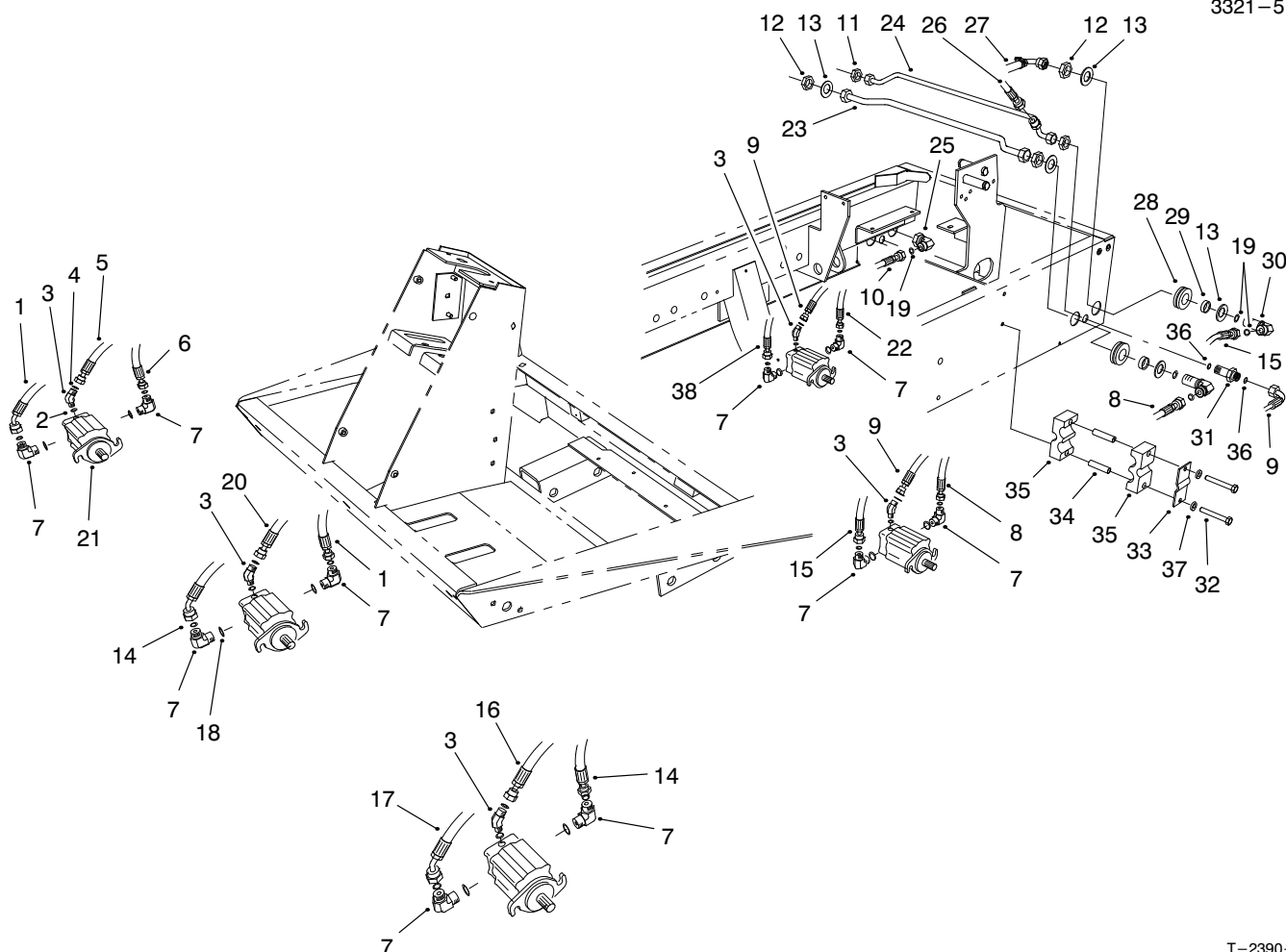


T-1095-3

REAR HYDRAULIC MANIFOLDS

Ref. No.	Part No.	Description	No. Used
1	75-6180	Hose-Hydraulic	2
2	237-21	O-Ring	7
3	340-92	Fitting-Hydraulic Straight (Incl. Ref. #2 & 4)	4
4	237-78	O-Ring	8
5	353-512	Fitting-Hydraulic Plug (Incl. Ref. #4)	2
6	321-11	Screw-HH	4
7	75-1180	Manifold	2
8	340-132	Fitting-Hydraulic 90° (Incl. Ref. #2 & 4)	1
9	93-0118	Hose-Hydraulic	2

Ref. No.	Part No.	Description	No. Used
10	32128-33	Nut-Lock	4
11	340-143	Fitting-Hydraulic 90° (Incl. Ref. #4)	1
13	82-8270	Valve-Flow Control	1
14	75-6080	Hose-Hydraulic	1
15	75-6070	Hose-Hydraulic	1
16	94-4920	Plate-Mounting Valve	1
17	322-5	Screw-HH	2
18	32128-20	Nut-Flange Lock	2
19	340-13	Fitting-Hydraulic Straight (Incl. Ref. #2)	2



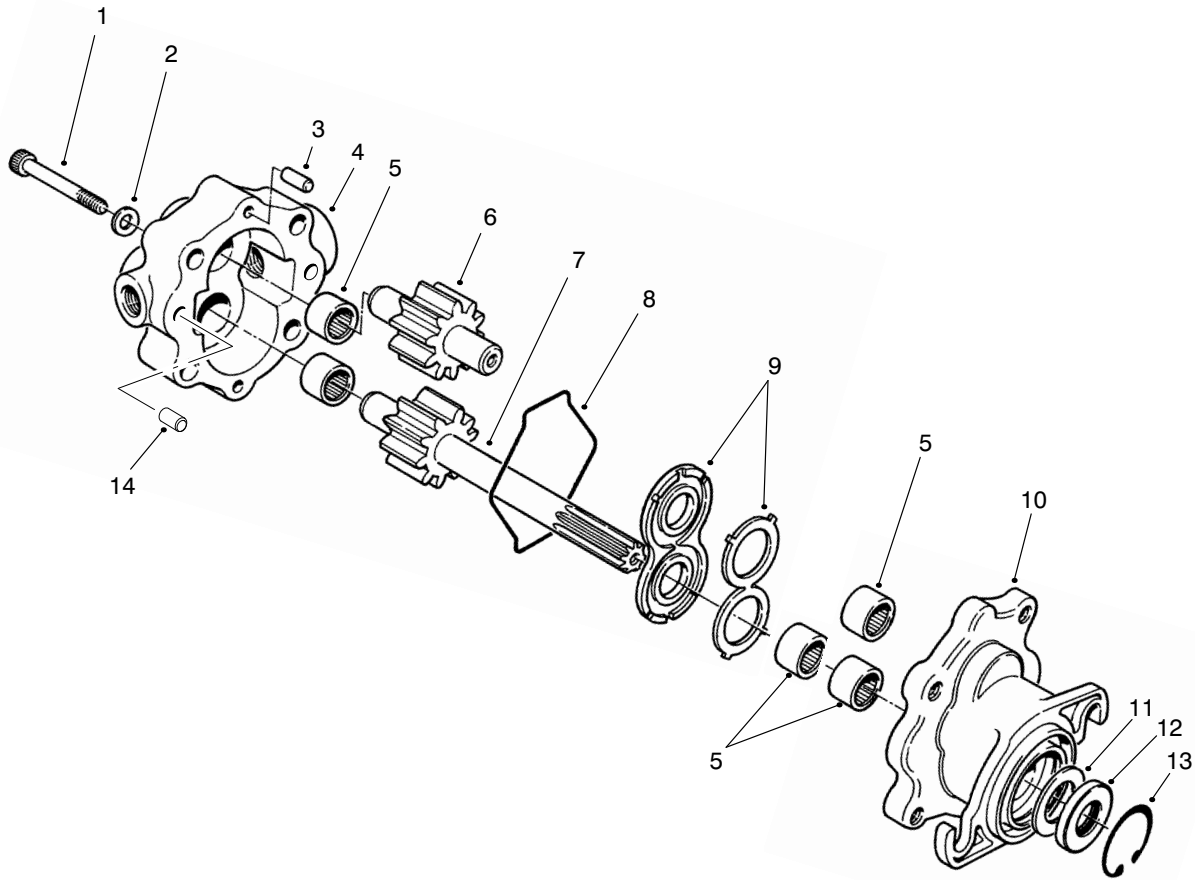
T-2390-2

CUTTING UNIT HYDRAULIC COMPONENTS

Ref. No.	Part No.	Description	No. Used
1	98-4585	Asm-Hose, Pressure #1, 5	1
2	237-78	O-Ring	5
3	340-103	Fitting-Hydraulic 45° (Incl. Ref. #2 & 4)	5
4	237-21	O-Ring	5
5	98-4584	Asm-Hose, Drain #5	1
6	98-4586	Asm-Hose, Pressure #5	1
7	340-98	Fitting-Hydraulic 90° (Incl. Ref. #18 & 19)	10
8	98-4581	Asm-Hose, Pressure #2	1
9	98-4583	Asm-Hose, Drain #2, 3	2
10	94-4914	Asm-Hose, Pressure #3	1
11	340-70	Nut-Bulkhead	2
12	340-127	Nut-Bulkhead	4
13	69-8930	Washer-Flat	8
14	98-4588	Asm-Hose, Pressure #1, 4	1
15	98-4582	Asm-Hose, Pressure #2	1
16	98-4587	Asm-Hose, Drain #4	1
17	98-4589	Asm-Hose, Pressure #4	1
18	237-79	O-Ring	10
19	237-30	O-Ring	19
20	98-4590	Asm-Hose, Drain #1	1
21	93-1375	Motor-Hydraulic	5
22	98-9344	Asm-Hose, Hydraulic	1

Ref. No.	Part No.	Description	No. Used
23	94-4918	Asm-Tube, Pressure #2, 3	1
24	94-4917	Asm-Tube, Drain #2, 3	1
25	94-6031	Fitting-Hydraulic (Incl. Ref. #19)	1
26	94-4916	Asm-Hose, Drain, Return	1
27	94-4913	Asm-Hose, Pressure #2	1
28	240-5	Grommet-Rubber	4
29	69-8960	Spacer	4
30	93-9151	Fitting-Hydraulic (Incl. Ref. #19)	4
31	340-71	Fitting-Hydraulic (Incl. Ref. #36)	2
32	32144-58	Screw-HSH	4
33	93-7961	Clamp-Case Drain	2
34	93-7960	Spacer	4
35	82-8170	Clamp	4
36	237-22	O-Ring	4
37	3256-70	Washer-Flat	4
38	98-9343	Asm-Hose, Hydraulic	1
*	3290-378	Tie-Cable	4
*	98-9761	Kit-Hydraulic Hose (Incl. Ref. #1, 6, 8, 14-15 & 17)	1

*Not Illustrated



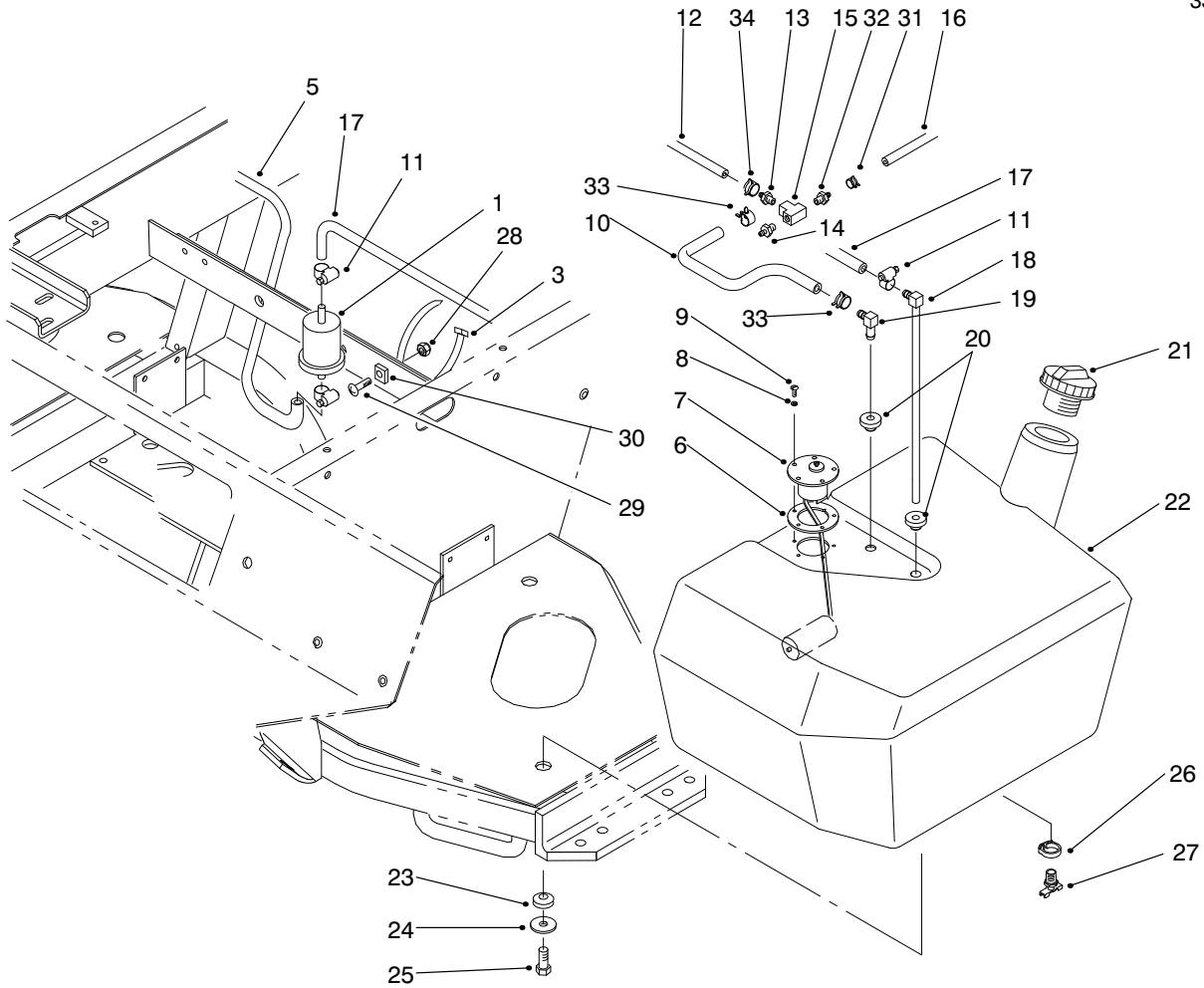
T-1872-1

REEL MOTOR ASSEMBLY NO. 93-1375

Ref. No.	Part No.	Description	No. Used
1	354-50	Screw-HSH	4
2	354-51	Washer	4
3	353-599	Pin-Dowel	2
4	93-3614	Asm-Cover (Incl. Ref. #5)	1
†5		Bearing-Needle	5
6	93-3616	Asm-Idler Gear	1
7	93-3615	Asm-Drive Shaft	1
8	354-46	Ring-Seal	1

Ref. No.	Part No.	Description	No. Used
9	74-3810	Asm-Load Plate	1
10	92-8795	Asm-Body (Incl. Ref. #5)	1
†11		Spacer	1
†12		Seal-Shaft	1
13	32151-41	Ring-Retaining	1
14	92-8796	Pin-Dowel	2
*	92-8863	Kit-Repair (Incl. Ref. #8, & 11-13)	1

*Not Illustrated



T-2898

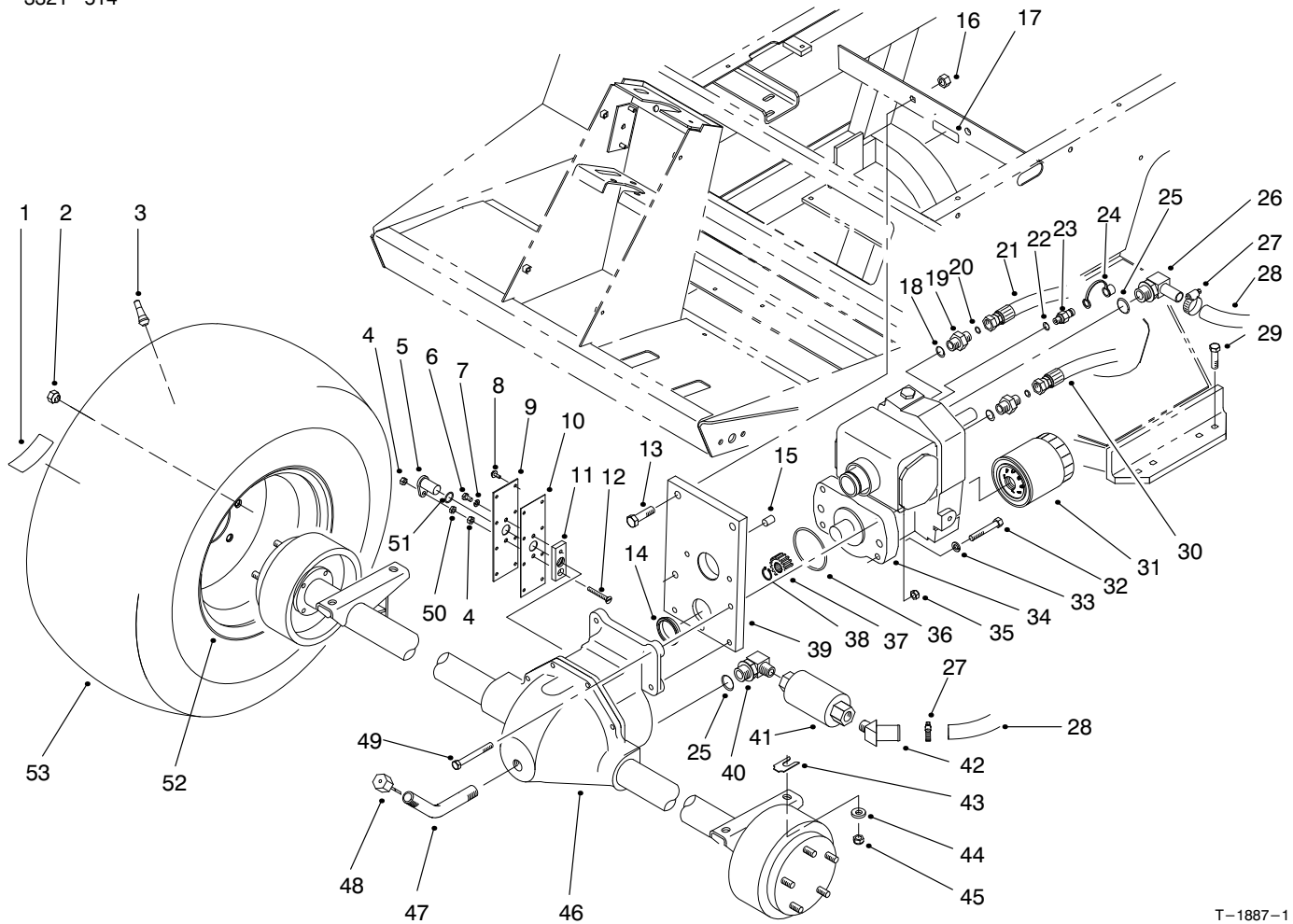
FUEL TANK ASSEMBLY

Ref. No.	Part No.	Description	No. Used
1	98-7612	Filter-Fuel	1
3	3290-379	Tie-Cable	1
5	23-2140	Hose-Fuel	1
6	62-7650	Gasket-Sending Unit	1
7	63-7640	Unit-Sending	1
8	3253-15	Washer-Lock	5
9	32122-24	Screw-Round Hd.	5
10	93-2042	Hose-Fuel	1
11	2412-108	Clamp-Hose	4
12	75-4700	Hose-Fuel	1
13	354-22	Fitting-Fuel, Straight	1
14	354-21	Fitting-Fuel Straight	1
15	354-20	Fitting-Fuel Tee	1
16	98-9338	Hose-Fuel	1
17	63-9640	Hose-Fuel	1
18	66-8121	Standpipe-Elbow 90°	1
19	46-6550	Connector-Fuel, Elbow 90°	1

Ref. No.	Part No.	Description	No. Used
20	46-6560	Grommet	2
21	93-3102	Cap-Fuel Tank	1
22	94-3510	Asm-Fuel Tank (Incl. Ref. #26-27)	1
23	240-11	Grommet	3
24	63-8410	Washer-Flat	3
25	33103-025	Screw-HHF	3
26	2412-36	Clamp-Drain	1
27	304-46	Fitting-Drain	1
28	3296-42	Nut-Lock	1
29	3258-166	Screw-Round Head	1
30	3290-509	Tie-Mount	1
31	2412-98	Clamp-Hose	1
32	304-73	Fitting-Barbed	1
33	92-2379	Clamp	2
34	2412-146	Clamp-Spring	2

*Not Illustrated

†Not Serviced Separately

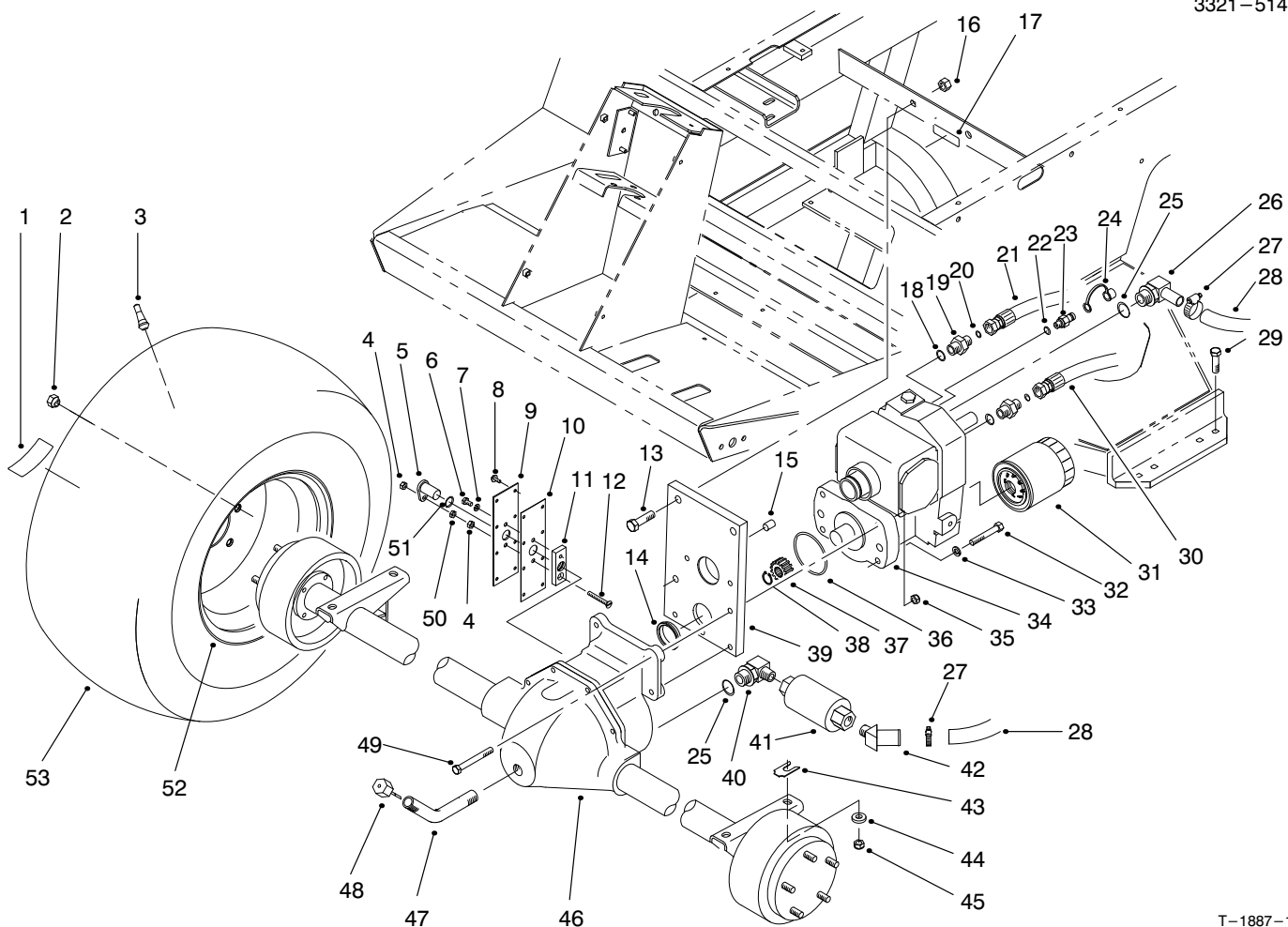


T-1887-1

FRONT AXLE & TRANSMISSION ASSEMBLY

Ref. No.	Part No.	Description	No. Used
1	76-8730	Decal-Bolt Torque	2
2	23-7270	Nut-Lug	10
3	232-27	Stem-Valve	2
4	3296-56	Nut-Lock	2
5	85-4350	Sensor-Gear Tooth	1
6	321-2	Screw-HH	1
7	3253-3	Washer-Lock	1
8	32144-112	Screw-HH	8
9	85-4330	Cover-Gear	1
10	92-5797	Gasket-Axle	1
11	85-4340	Plate-Sensor Mounting	1
12	32108-9	Screw-Machine	1
13	325-7	Screw-HH	2
14	75-3110	Collar-Transmission	1
15	92-4808	Sleeve-Trans. Pilot	1
16	3296-23	Nut-Lock	2
17	93-6691	Decal-Bolt	1
18	237-79	O-Ring	2
19	340-3	Fitting-Hydraulic, Straight (Incl. Ref. #18 & 20)	2
20	237-22	O-Ring	2
21	93-0076	Hose-Hydraulic	1
22	237-78	O-Ring	1
23	354-77	Fitting-Hydraulic Test Port (Incl. Ref. #22)	1
24	354-79	Cap-Test Port	1

Ref. No.	Part No.	Description	No. Used
25	237-81	O-Ring	2
26	75-4720	Fitting-Hydraulic 90° (Incl. Ref. #25)	1
27	2412-129	Clamp-Hose	2
28	75-6350	Hose	1
29	324-7	Screw-HH	4
30	93-0075	Hose-Hydraulic	1
31	75-1320	Filter-Oil	1
32	323-12	Screw-HH	2
33	3253-21	Washer-Lock	2
34	75-0012	Asm-Transmission	1
35	3296-39	Nut-Lock	2
36	237-161	O-Ring	1
37	86-7220	Gear-Pinion	1
38	32151-62	Ring-Retaining	1
39	92-4846	Asm-Trans. Support (Incl. Ref. #14 & 15)	1
40	354-75	Fitting-Hydraulic 90° (Incl. Ref. #25)	1
41	75-6340	Strainer-In-Line	1
42	354-72	Fitting-Hydraulic 45°	1
43	42-6080	Shim-Axle	A/R
44	66-6480	Washer-Flat	4
45	3296-48	Nut-Lock	4
46	94-6933	Asm-Front Axle	1
47	75-6850	Tube-Oil Fill	1

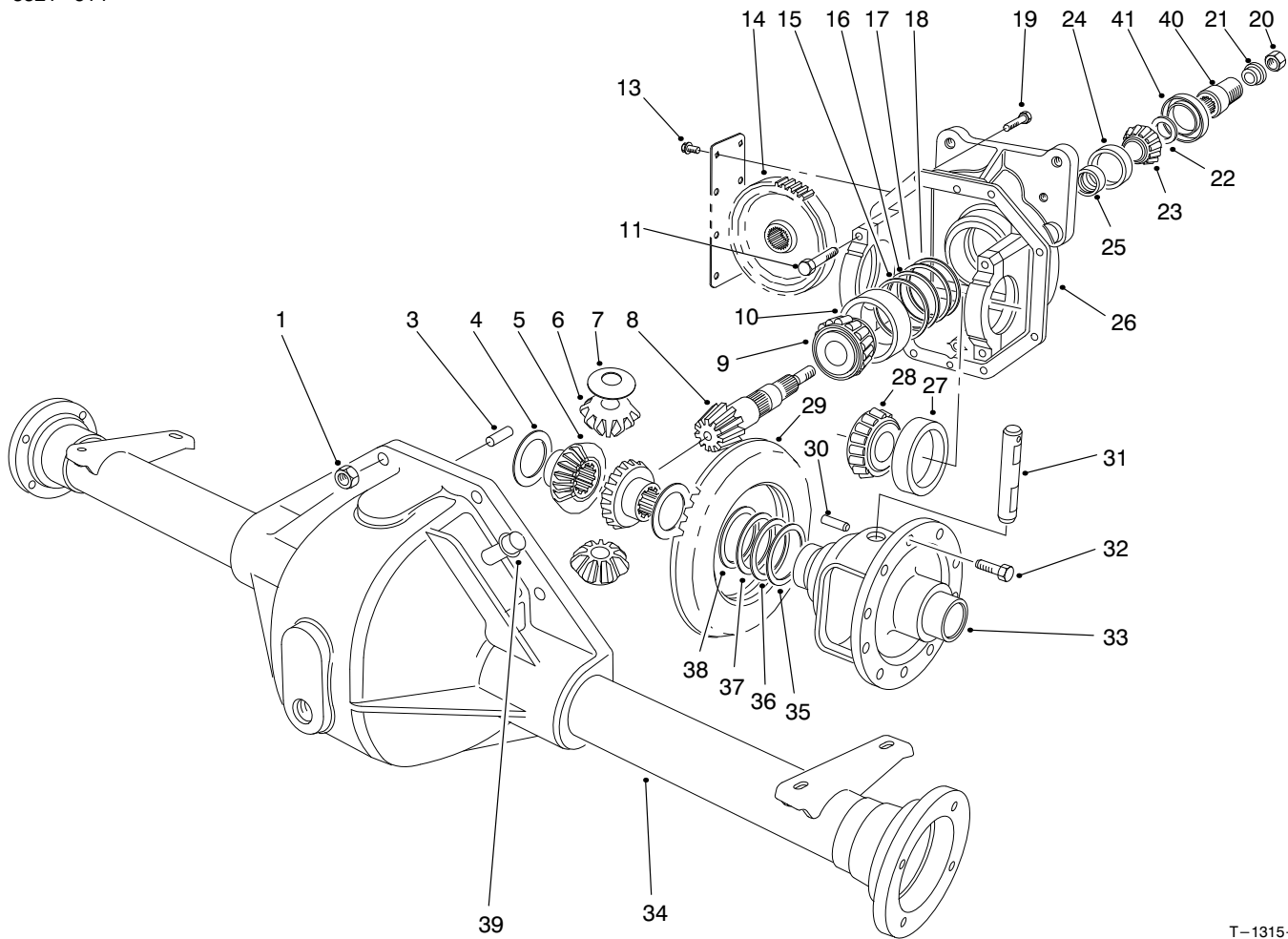


T-1887-1

FRONT AXLE & TRANSMISSION ASSEMBLY (Continued)

Ref. No.	Part No.	Description	No. Used
48	27-3710	Dipstick-Axle	1
49	323-20	Screw-HH	2
50	3218-1	Nut-Jam	1

Ref. No.	Part No.	Description	No. Used
51	237-181	O-Ring	1
52	217-120	Rim	2
53	231-134	Tire	2



T-1315-1

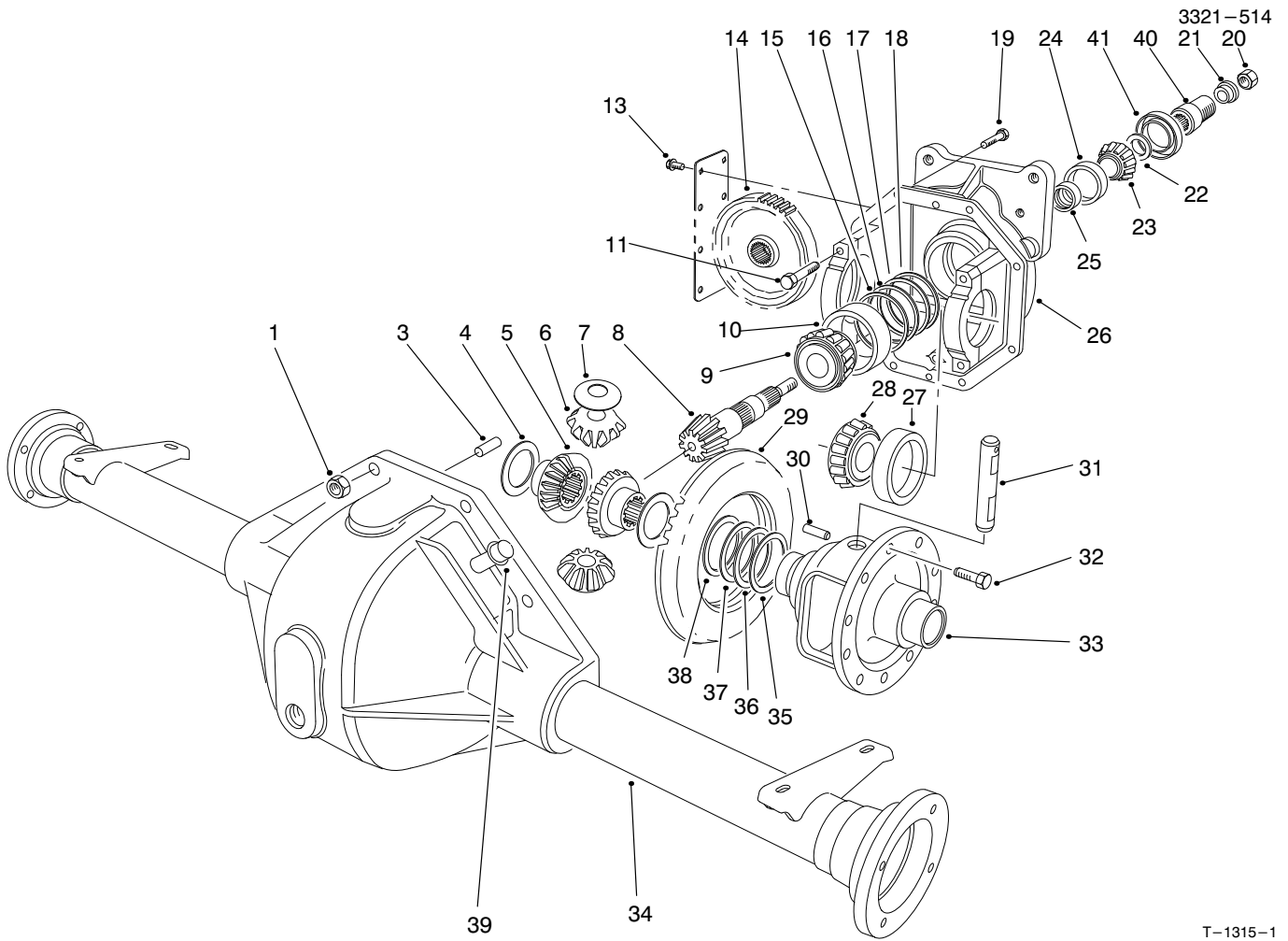
FRONT AXLE ASSEMBLY NO. 94-6933

Ref. No.	Part No.	Description	No. Used
1	32144-5	Nut	8
3	21-8270	Pin-Dowel	2
4	21-7720	Washer-Thrust	2
5	24-8790	Gear-Bevel, Differential	2
6	21-7690	Gear-Pinion	2
7	21-7730	Washer-Thrust	2
†8		Pinion-Drive	1
9	43-6760	Cone-Bearing, tapered	1
10	43-6750	Cup-Bearing, Tapered	1
11	92-1773	Screw-HH	4
13	32144-112	Screw-Thread Forming	8
14	86-7230	Gear-Spur	1
15	43-6710	Diff. Adjust. Shim .003	A/R
16	43-6711	Diff. Adjust. Shim .005	A/R
17	43-6712	Diff. Adjust. Shim .010	A/R
18	43-6713	Diff. Adjust. Shim .030	A/R
19	3210-8	Screw-HH	8
20	71-4350	Nut	1
21	83-5130	Spacer-Pinion	1
22	72-3570	Shim .094-Diff. Adjust.	A/R
*	72-3571	Shim .096-Diff. Adjust.	A/R
*	72-3572	Shim .098-Diff. Adjust.	A/R
22	72-3573	Shim .100-Diff. Adjust.	A/R

Ref. No.	Part No.	Description	No. Used
*	72-3574	Shim .102-Diff. Adjust.	A/R
*	72-3575	Shim .104-Diff. Adjust.	A/R
*	72-3576	Shim .106-Diff. Adjust.	A/R
*	72-3577	Shim .108-Diff. Adjust.	A/R
*	72-3578	Shim .110-Diff. Adjust.	A/R
*	72-3580	Shim .112-Diff. Adjust.	A/R
*	72-3581	Shim .114-Diff. Adjust.	A/R
*	72-3582	Shim .116-Diff. Adjust.	A/R
*	72-3583	Shim .118-Diff. Adjust.	A/R
*	72-3584	Shim .120-Diff. Adjust.	A/R
*	72-3585	Shim .125-Diff. Adjust.	A/R
*	72-3586	Shim .127-Diff. Adjust.	A/R
*	72-3587	Shim .129-Diff. Adjust.	A/R
*	72-3588	Shim .131-Diff. Adjust.	A/R
*	72-3590	Shim .133-Diff. Adjust.	A/R
*	72-3591	Shim .135-Diff. Adjust.	A/R
*	72-3592	Shim .137-Diff. Adjust.	A/R
*	72-3593	Shim .139-Diff. Adjust.	A/R
*	72-3594	Shim .141-Diff. Adjust.	A/R
*	72-3595	Shim .143-Diff. Adjust.	A/R
*	72-3596	Shim .145-Diff. Adjust.	A/R
*	72-3597	Shim .147-Diff. Adjust.	A/R
*	72-3598	Shim .149-Diff. Adjust.	A/R

*Not Illustrated

†Not Serviced Separately



T-1315-1

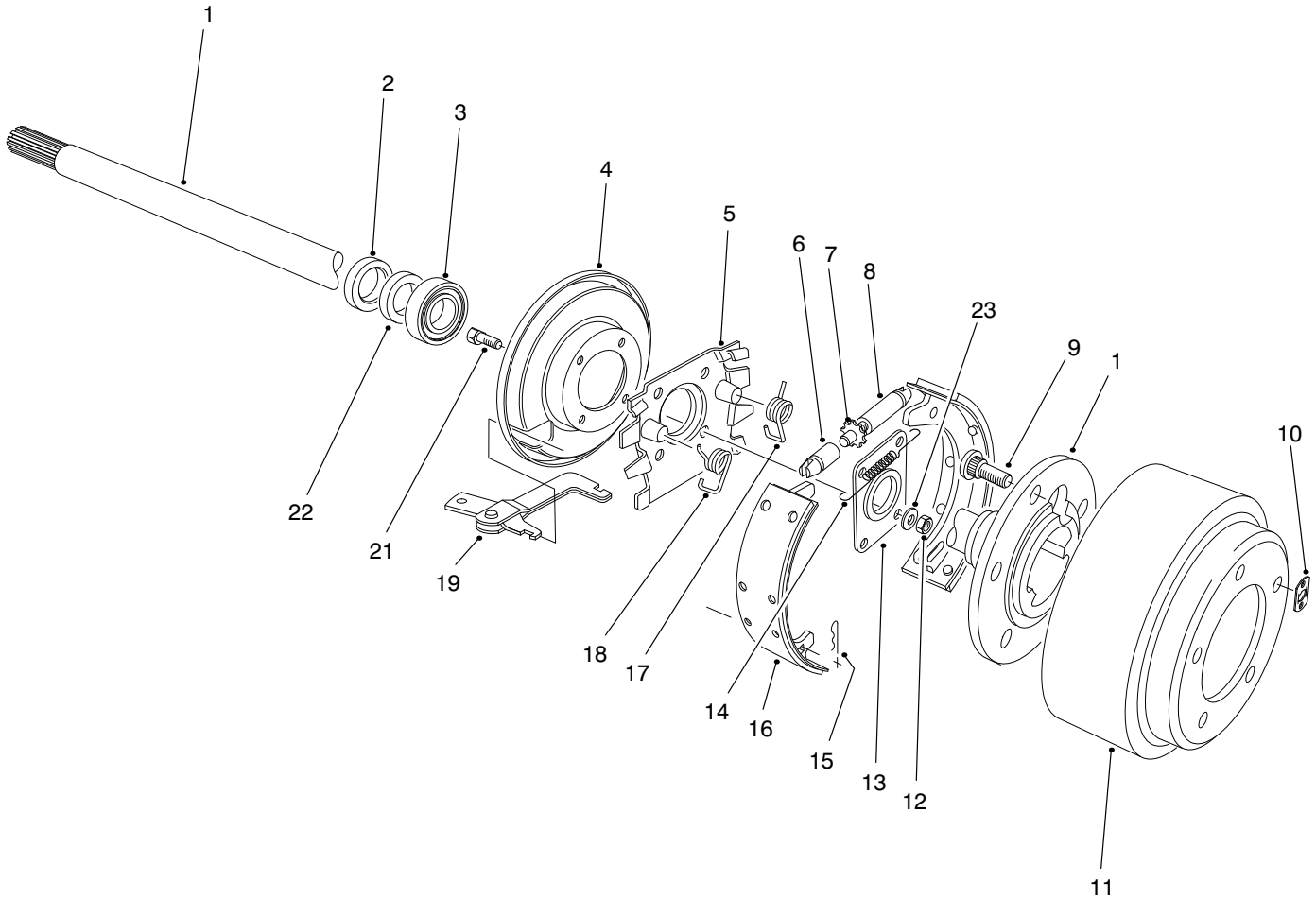
FRONT AXLE ASSEMBLY NO. 94-6933 (Continued)

Ref. No.	Part No.	Description	No. Used
22	72-3600	Shim .151-Diff. Adjust.	A/R
23	254-91	Cone-Bearing	1
24	21-8390	Cup-Bearing	1
25	21-8020	Spacer-Front Pinion	1
26	93-3619	Upper Housing (Incl. Ref. #11)	1
27	254-66	Cup-Tapered Bearing	2
28	254-65	Cone-Tapered Bearing	2
†29		Gear-Ring	1
30	21-7710	Pin-Roll	1
31	21-7700	Shaft-Pinion Mate	1
32	21-7770	Screw-Drive Gear	5
33	21-7670	Case-Differential	1

Ref. No.	Part No.	Description	No. Used
34	75-0721	Housing-Lower	1
35	21-8120	Diff. Adjust. Shim .030	A/R
36	21-8110	Diff. Adjust. Shim .010	A/R
37	21-8100	Diff. Adjust. Shim .005	A/R
38	21-8090	Diff. Adjust. Shim .003	A/R
39	72-9420	Asm-Vent Tube	1
40	83-4910	Coupler-Pinion	1
41	71-4330	Seal	1
*	93-3618	Asm-Gear & Pinion (Incl. Ref. #8 & 29)	1
*	93-3617	Asm-Differential (Incl. Ref. #4-10, 14-33, 35-38, 40 & 41)	1

*Not Illustrated

†Not Serviced Separately



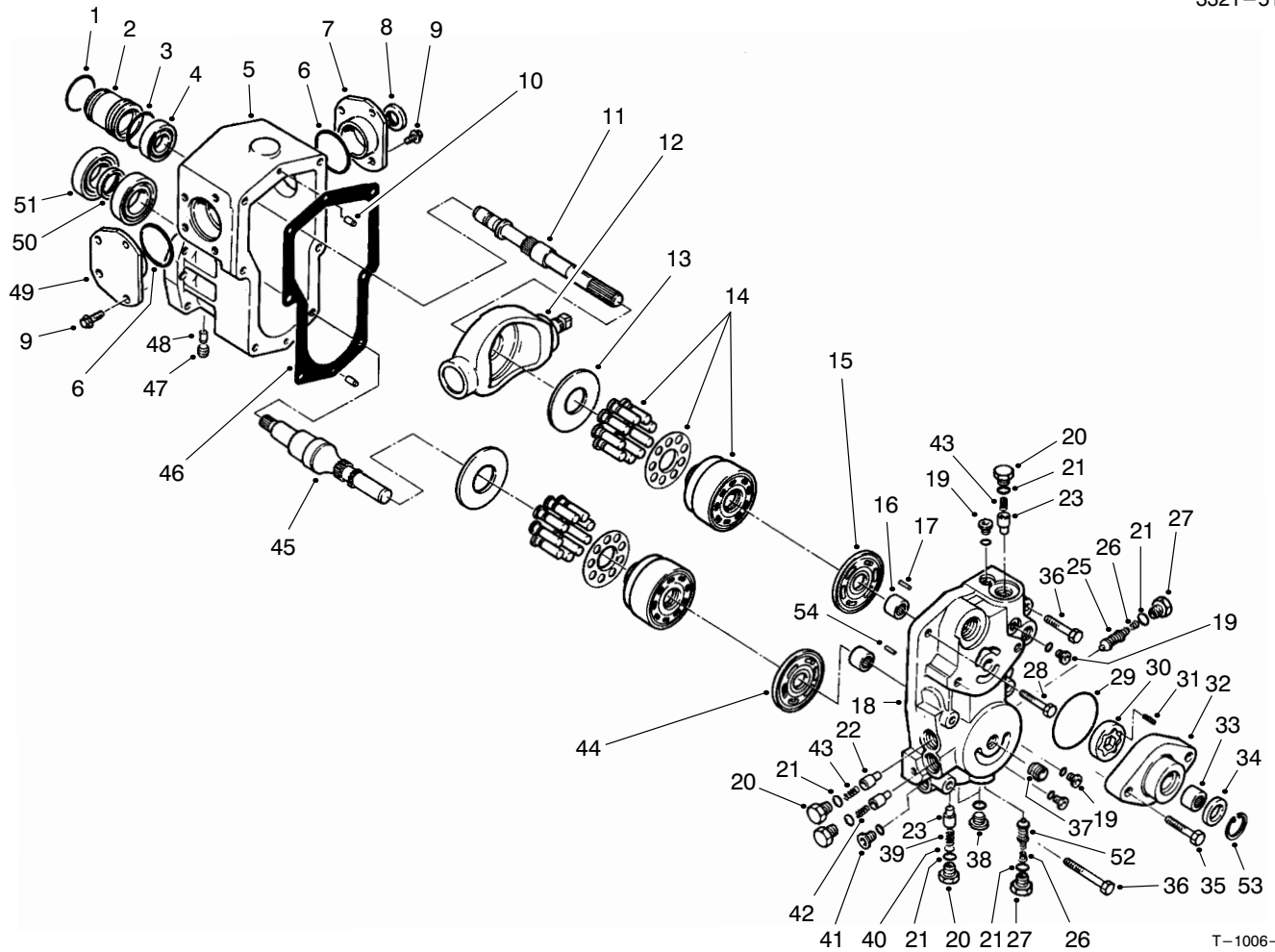
T-2664

BRAKE ASSEMBLY

Ref. No.	Part No.	Description	No. Used
1	27-6862	Shaft-Axle, Flanged LH	1
*	27-6852	Shaft-Axle, Flanged RH	1
2	92-1774	Seal-Oil	2
3	21-8180	Bearing	2
4	21-9450	Shield-Dust	2
5	43-6810	Spider-Torque	2
6	21-9390	Socket-Adjusting Screw	2
7	21-9370	Screw-Adjusting	2
8	21-9380	Nut-Pivot	2
9	242-34	Stud-Flange, Axle	10
10	21-8360	Clip-Retaining	2
11	28-0680	Drum-Brake	2
12	94-6935	Nut-Lock	8

Ref. No.	Part No.	Description	No. Used
13	28-0670	Seal-Oil	2
14	21-9440	Spring-Adjusting Screw	2
15	21-9460	Retainer-Brake, Parking	4
16	84-8590	Asm-Shoe & Lining	4
17	21-9420	Spring-Shoe Return, LH	2
18	21-9430	Spring-Shoe Return, RH	2
19	24-9180	Lever, Brake, Parking	2
21	94-6934	Screw-HSH	8
22	24-8840	Ring-Bearing, Wheel	2
23	94-6936	Washer-Flat	8
*	84-8600	Set of Lined Brake Shoes	1
*	92-8775	Kit-Gasket, Liquid	1

*Not Illustrated



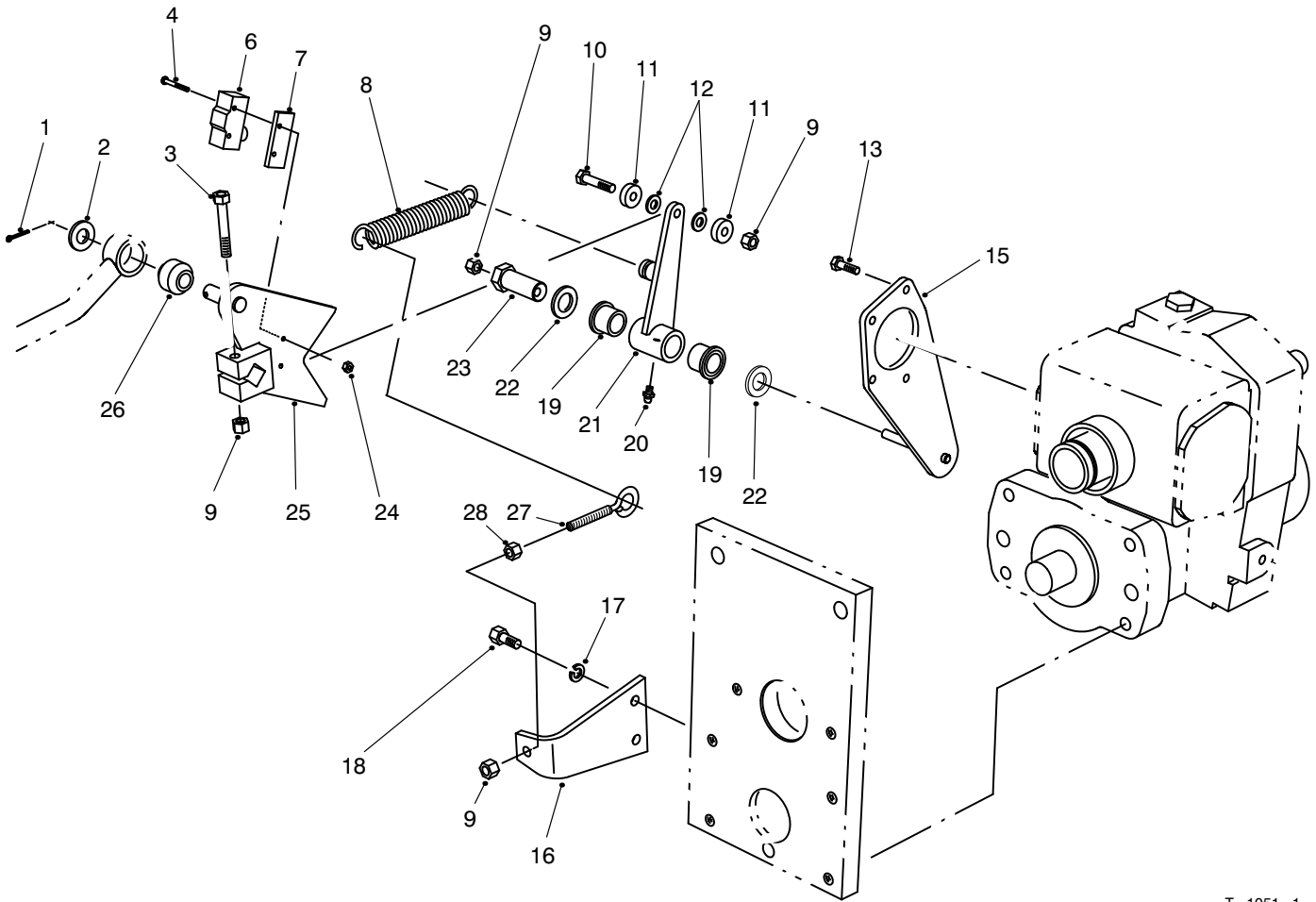
T-1006-1

TRANSMISSION ASSEMBLY NO. 75-0012

Ref. No.	Part No.	Description	No. Used
1	75-0430	Ring-Retaining	1
2	75-0150	Guide-Seal	1
3	75-0410	O-Ring	1
4	75-0520	Bearing-Ball	1
5	75-0020	Housing	1
6	75-0210	O-Ring	2
7	86-7520	Asm-Trunnion Cover RH	1
8	75-0230	Seal-Lip	1
9	75-0090	Screw-HH	8
10	75-0480	Pin	2
11	86-7540	Shaft-Pump	1
12	75-0390	Plate-Swash	1
13	75-0400	Plate-Thrust	2
14	75-0470	Kit-Cylinder Block	2
15	75-0380	Plate-Valve	1
16	75-0500	Bearing-Needle	2
17	75-0510	Pin	1
18	75-0040	Center Section	1
19	75-0170	Plug-Straight Thread	4
20	75-0060	Plug	4
21	75-0240	O-Ring	6
22	75-0290	Spring	2
23	75-0260	Valve-Relief	4
24	75-0130	Screw-HH	3
25	93-0097	Valve-SCR	1
26	75-0140	Spring-Conical	1
27	75-0190	Plug-Special	2

Ref. No.	Part No.	Description	No. Used
28	75-0120	Screw-HH	1
29	75-0370	O-Ring	1
30	75-0360	Gerotor	1
31	75-0350	Pin	1
32	83-4780	Housing-Charge Pump	1
33	75-0340	Bearing-Needle	1
34	75-0330	Seal-Lip	1
35	75-0110	Screw-HH	2
36	75-0180	Screw-HH	2
37	75-0320	Nipple	1
38	75-0200	Plug-Straight Thread	2
39	75-0270	Spring	1
40	75-0310	Shim	1
41	75-0070	Plug	1
42	75-0280	Spring	1
44	93-0083	Plate-Valve	1
45	75-0440	Shaft-Motor	1
46	75-0030	Gasket-Housing	1
47	75-0160	Plug-Pipe	1
48	75-0220	Pin	2
49	86-7530	Asm-Trunnion Cover LH	1
50	75-0450	Collar	1
51	75-0460	Bearing-Ball	2
52	75-6930	Valve-SCR	1
53	32120-74	Ring-Retaining	1
54	75-0250	Pin-Slotted	1

*Not Illustrated

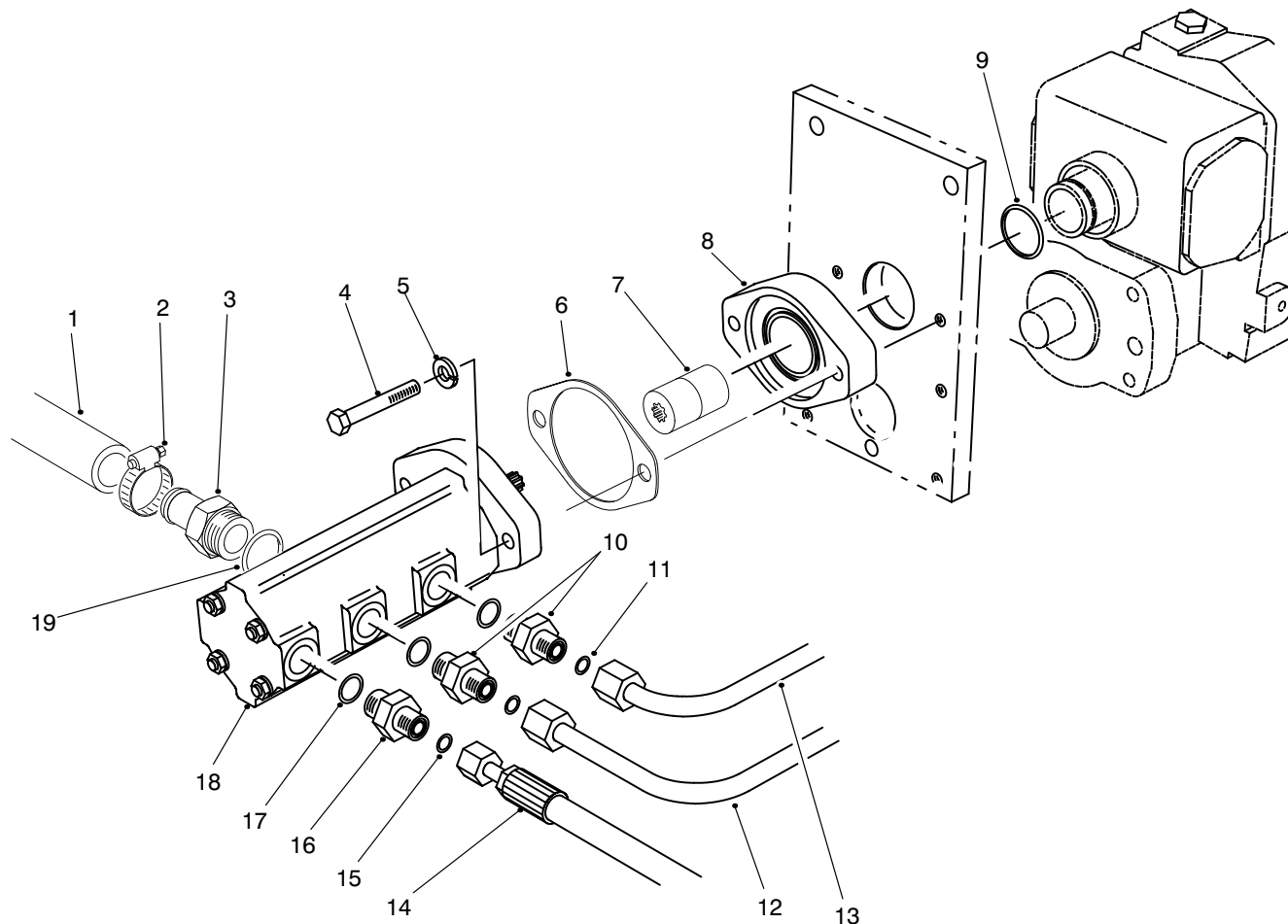


T-1051-1

TRACTION CONTROL ASSEMBLY

Ref. No.	Part No.	Description	No. Used
1	3272-10	Pin-Cotter	1
2	3256-26	Washer-Flat	1
3	322-10	Screw-HH	1
4	32105-21	Screw	2
6	29-6162	Switch-Neutral	1
7	75-4130	Plate-Switch	1
8	76-9430	Spring-Extension	1
9	3296-29	Nut-Lock	4
10	322-7	Screw-HH	1
11	251-259	Bearing-Ball	2
12	75-5470	Spacer	2
13	32144-22	Screw-HH	4
15	75-4080	Plate-Traction	1
16	85-9900	Plate-Spring Anchor	1

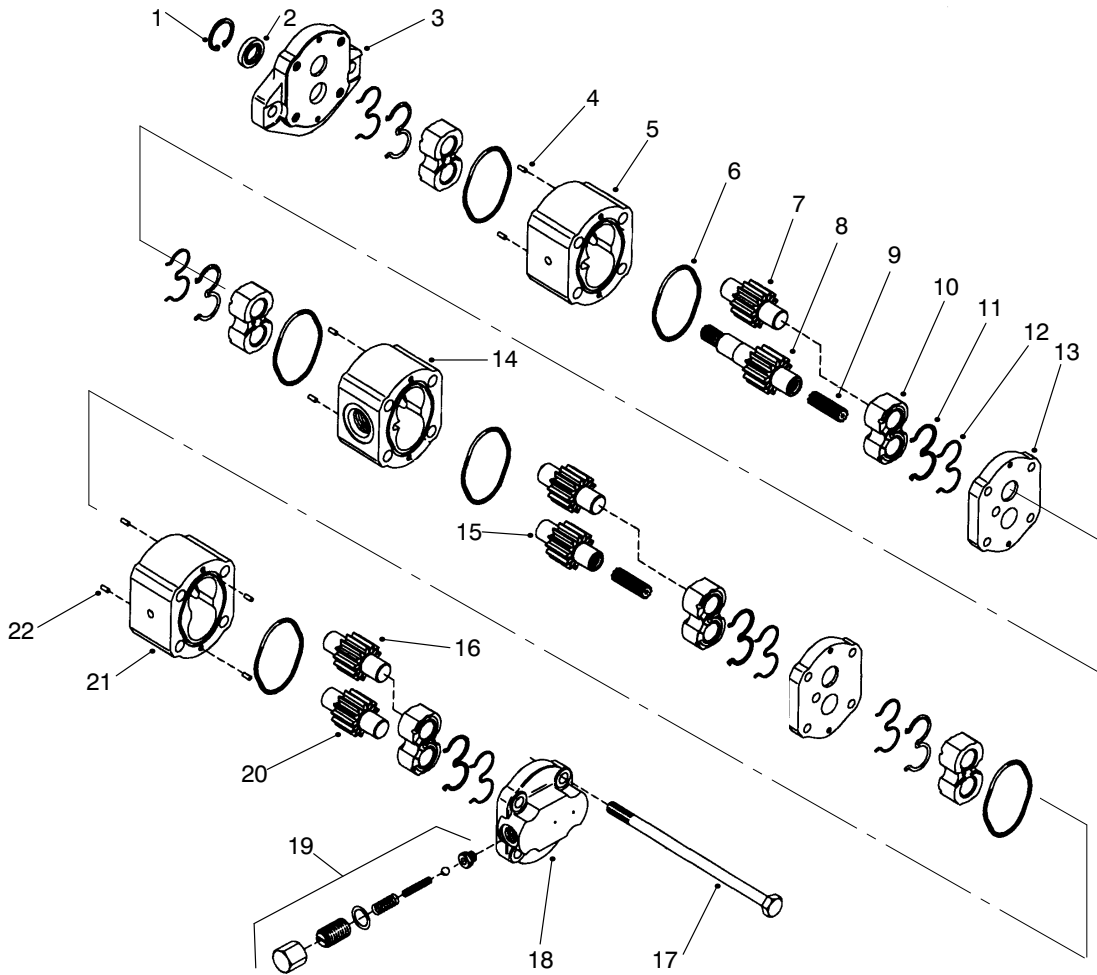
Ref. No.	Part No.	Description	No. Used
17	3253-4	Washer-Lock	2
18	322-3	Screw-HH	2
19	256-113	Bushing-Flange	2
20	302-5	Fitting-Grease	1
21	92-2581	Asm-Switch Arm (Incl. Ref. #19 & 20)	1
22	3-6498	Washer-Thrust	2
23	76-8640	Stud-Traction	1
24	3296-9	Nut-Hex.	2
25	75-4100	Control-Pump	1
26	23-2270	Bushing-Rubber	1
27	85-9910	Eyebolt	1
28	3217-6	Nut-Hex.	1



T-1928-1

GEAR PUMP INSTALLATION ASSEMBLY

Ref. No.	Part No.	Description	No. Used	Ref. No.	Part No.	Description	No. Used
1	75-6870	Hose-Suction	1	11	237-30	O-Ring	2
2	2412-34	Clamp-Hose	1	12	93-3643	Tube-Hydraulic	1
3	354-78	Fitting-Hydraulic (Incl. Ref. #19)	1	13	93-3642	Tube-Hydraulic	1
4	323-12	Screw-HH	2	14	75-6240	Hose-Hydraulic	1
5	3253-5	Washer-Lock	2	15	237-22	O-Ring	1
6	93-3604	Gasket	1	16	340-3	Fitting-Hydraulic Straight (Incl. Ref. #15 & 17)	1
7	93-1396	Coupler-Trans.	1	17	237-79	O-Ring	3
8	75-4400	Adaptor-Transmission	1	18	93-1376	Asm-Pump, Gear	1
9	237-163	O-Ring	1	19	237-146	O-Ring	1
10	340-4	Fitting-Hydraulic Straight (Incl. Ref. #11 & 17)	2				



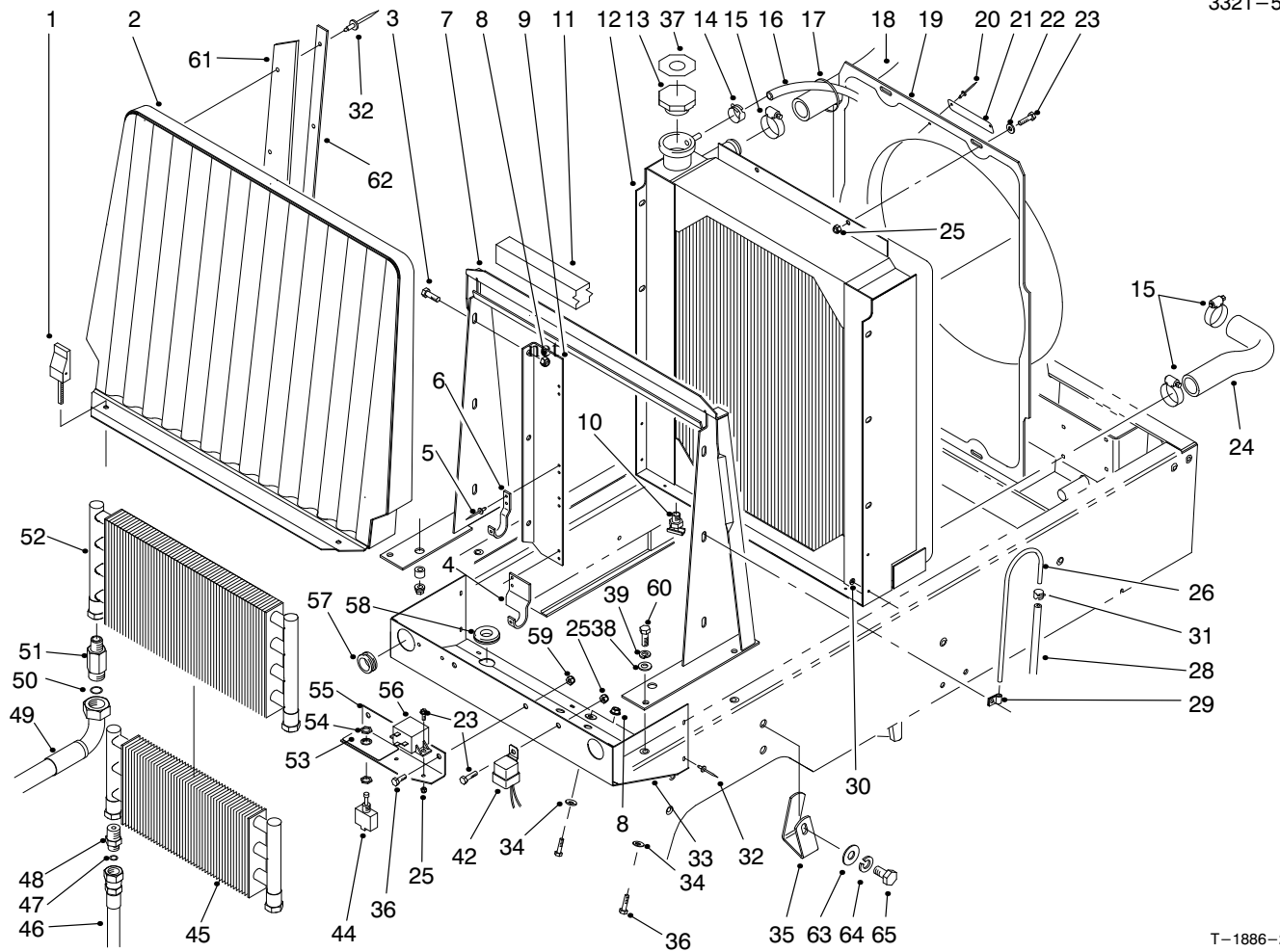
T-1935-1

HYDRAULIC PUMP NO. 93-1376

Ref. No.	Part No.	Description	No. Used
1		Ring-Retaining	1
2		Seal-Shaft	1
3		Flange	1
4	93-4278	Pin-Dowel	4
5		Housing	1
6		O-Ring	2
7		Gear-Idler	1
8		Gear-Drive	1
9	93-4280	Coupling	2
10		Bearing	2
11		E-Seal	2
12		Ring-Backup	2
13	93-4279	Plate-Distance	2
14		Housing	1
15		Gear-Idler	1
16		Gear-Idler	1
17	93-4283	Bolt	4

Ref. No.	Part No.	Description	No. Used
18	93-4282	Block-Valve	1
19	93-4277	Kit-Valve	1
20		Gear-Idler	1
21		Housing	1
22	93-4281	Pin-Dowel	4
*	93-4268	Kit-Flange (Incl. Ref. #1-3)	1
*	93-4269	Kit-Housing, Section 1 (Incl. Ref. #6, 7, 10-12, 14 & 15)	1
*	93-4270	Kit-Housing, Section 2 (Incl. Ref. #5-8, & 10-12)	1
*	93-4271	Kit-Housing, Section 3 (Incl. Ref. #6, 10-12, 16, & 20-21)	1
*	93-4272	Kit-Individual Pieces (Incl. Ref. #2, 6, 11, & 12)	1

*Not Illustrated



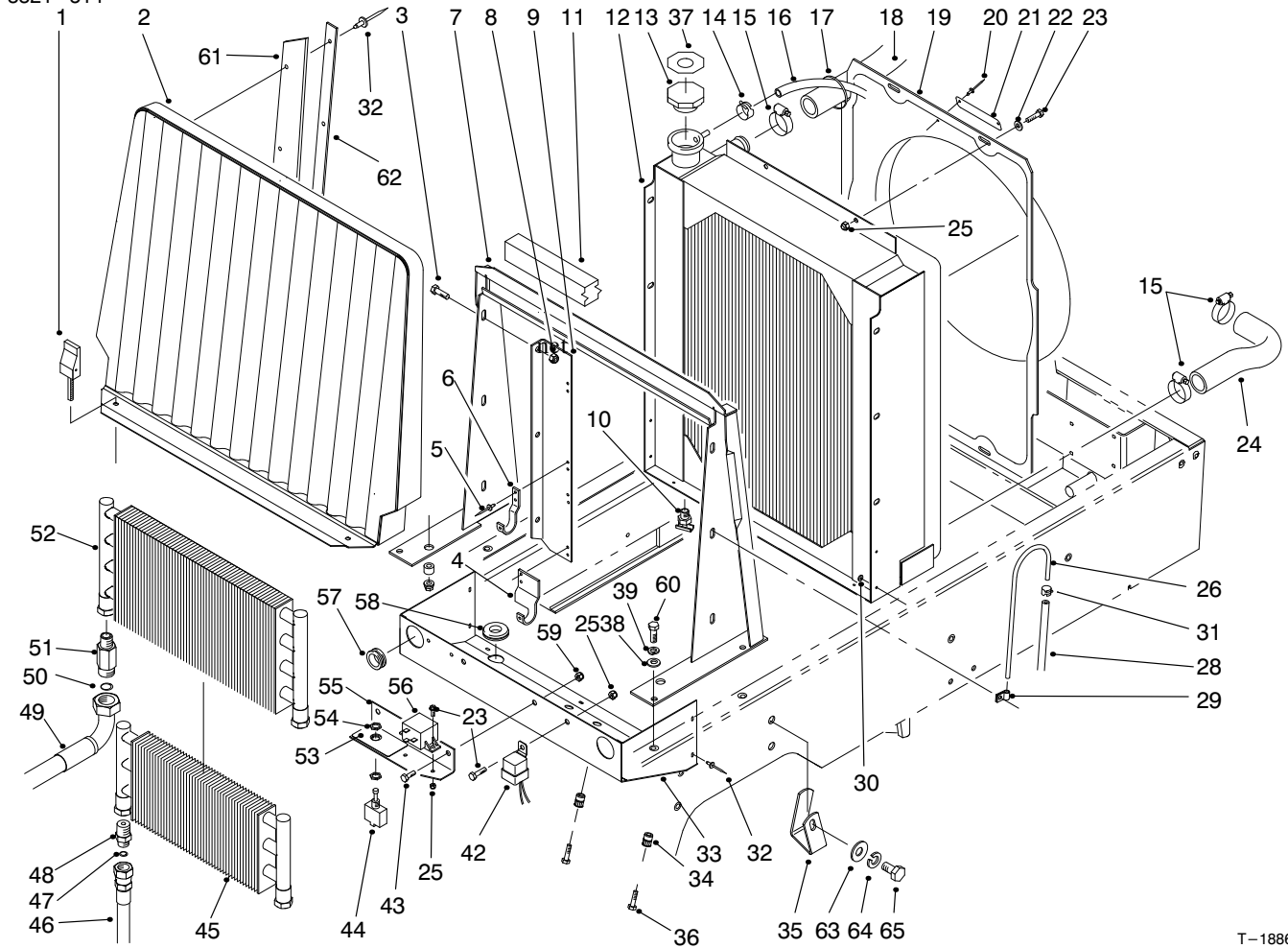
T-1886-2

RADIATOR ASSEMBLY

Ref. No.	Part No.	Description	No. Used	Ref. No.	Part No.	Description	No. Used
1	93-1374	Latch-Swell	2	21	98-9335	Plate-Caution	1
2	93-0032	Housing-Front Screen	1	22	3256-22	Washer-Flat	4
3	3234-5	Screw-Whiz Lock	6	23	321-4	Screw-HH	7
4	93-0090	Bracket-Mount RH, Cooler	1	24	98-4512	Hose-Radiator Lower	1
*4	93-0089	Bracket-Mount LH, Cooler	1	25	3296-42	Nut-Lock	7
5	3269-15	Rivet-Pop	8	26	66-3180	Tube-Vent	1
6	75-0930	Hook-Oil Cooler	4	28	75-4701	Hose-Fuel Vent	1
7	98-9317	Support-Radiator	1	29	2412-103	Clamp-R	2
8	32128-20	Nut-Whiz	8	30	3269-10	Washer-Back-up	7
9	93-0030	Asm-Cooler Mount RH (Incl. Ref. #4-6)	1	31	2412-98	Clamp-Hose	1
*	93-0071	Asm-Cooler Mount LH (Incl. Ref. #*4-6)	1	32	3269-13	Rivet-Pop	17
10	304-46	Drain-Radiator	1	33	93-0025	Shield-Radiator	1
11	93-0005	Strip-Foam, Top	1	34	3256-2	Washer-Flat	4
12	98-4507	Radiator	1	35	98-4591	Clamp-Hose LH	1
13	66-3240	Cap-Radiator	1	*	98-4592	Clamp-Hose RH	1
14	92-2379	Clamp-Hose	1	36	322-2	Screw-HH	4
15	2412-34	Clamp-Hose	4	37	93-7840	Decal-Radiator Cap	1
16	75-2851	Hose-Expansion Tank	1	38	3256-23	Washer-Flat	4
17	3290-378	Tie-Cable	1	39	3253-4	Washer-Lock	4
18	98-4511	Hose-Radiator Upper	1	42	63-7590	Relay-Starter	1
19	98-4571	Shroud-Fan	1	44	75-1020	Switch-Backlap (Incl. Ref. #54)	1
20	3290-271	Rivet-Pop	2	45	24-0760	Exchanger-Heat	1

*Not Illustrated

3321-514



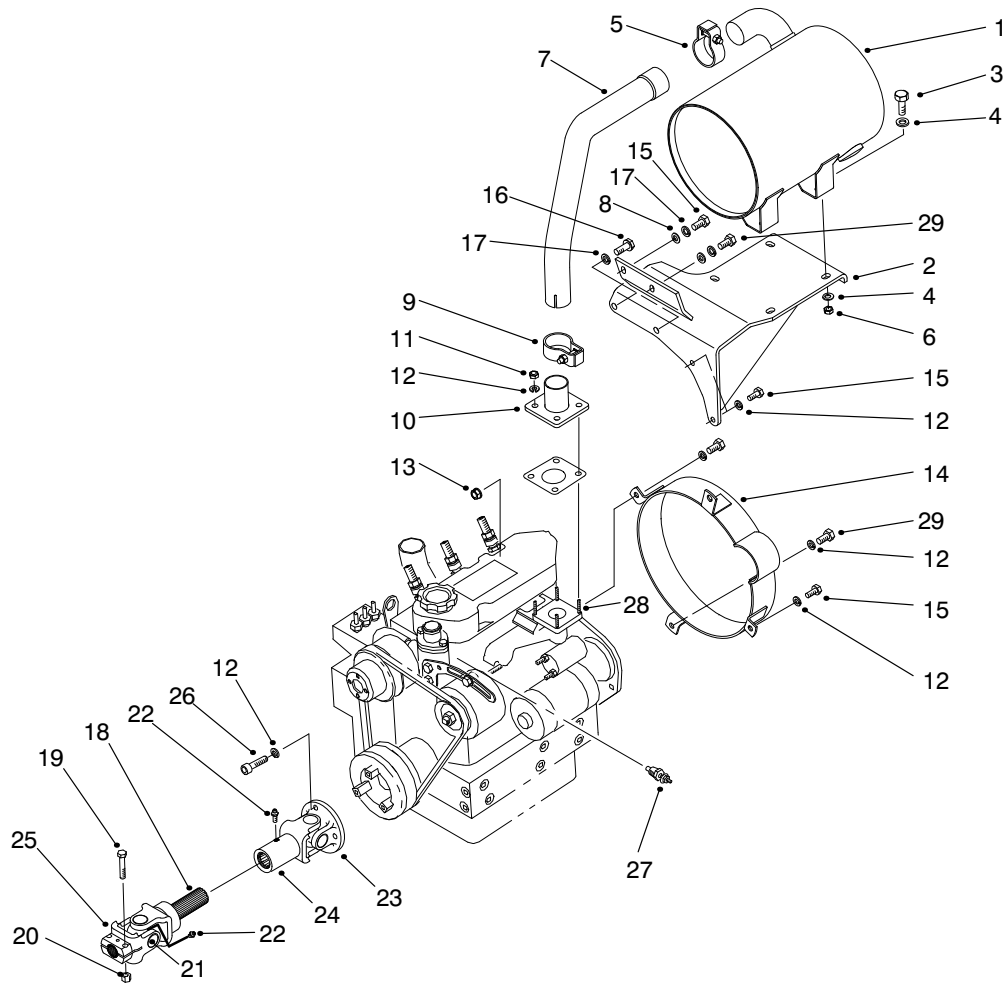
T-1886-2

RADIATOR ASSEMBLY (Continued)

Ref. No.	Part No.	Description	No. Used
46	93-0076	Hose-Trans. to Cooler	1
*	93-0075	Hose-Trans. to Cooler	1
47	237-22	O-Ring	2
48	340-124	Fitting-Straight (Incl. Ref. #47)	2
49	93-0077	Hose-Cooler, RH	1
*	93-0078	Hose-Cooler, LH	1
50	237-65	O-Ring	2
51	92-4999	Fitting-Hydraulic 90° (Incl. Ref. #50)	2
52	75-1040	Cooler-Oil	1
53	93-6684	Decal-Backlap	1
53	84-3260	Decal-Backlap (Japan)	1

Ref. No.	Part No.	Description	No. Used
54	218-498	Nut-Lock	2
55	75-3390	Bracket-Backlap	1
56	66-8800	Relay-Glow Plug	1
57	240-3	Grommet	2
58	93-0082	Grommet	2
59	3296-29	Nut-Lock	2
60	322-5	Screw-HH	4
61	93-3623	Strip-Sealing, Radiator	2
62	93-3624	Plate-Retaining	2
63	3256-26	Washer-Flat	2
64	3253-7	Washer-Lock	2
65	325-2	Screw-HH	2

*Not Illustrated

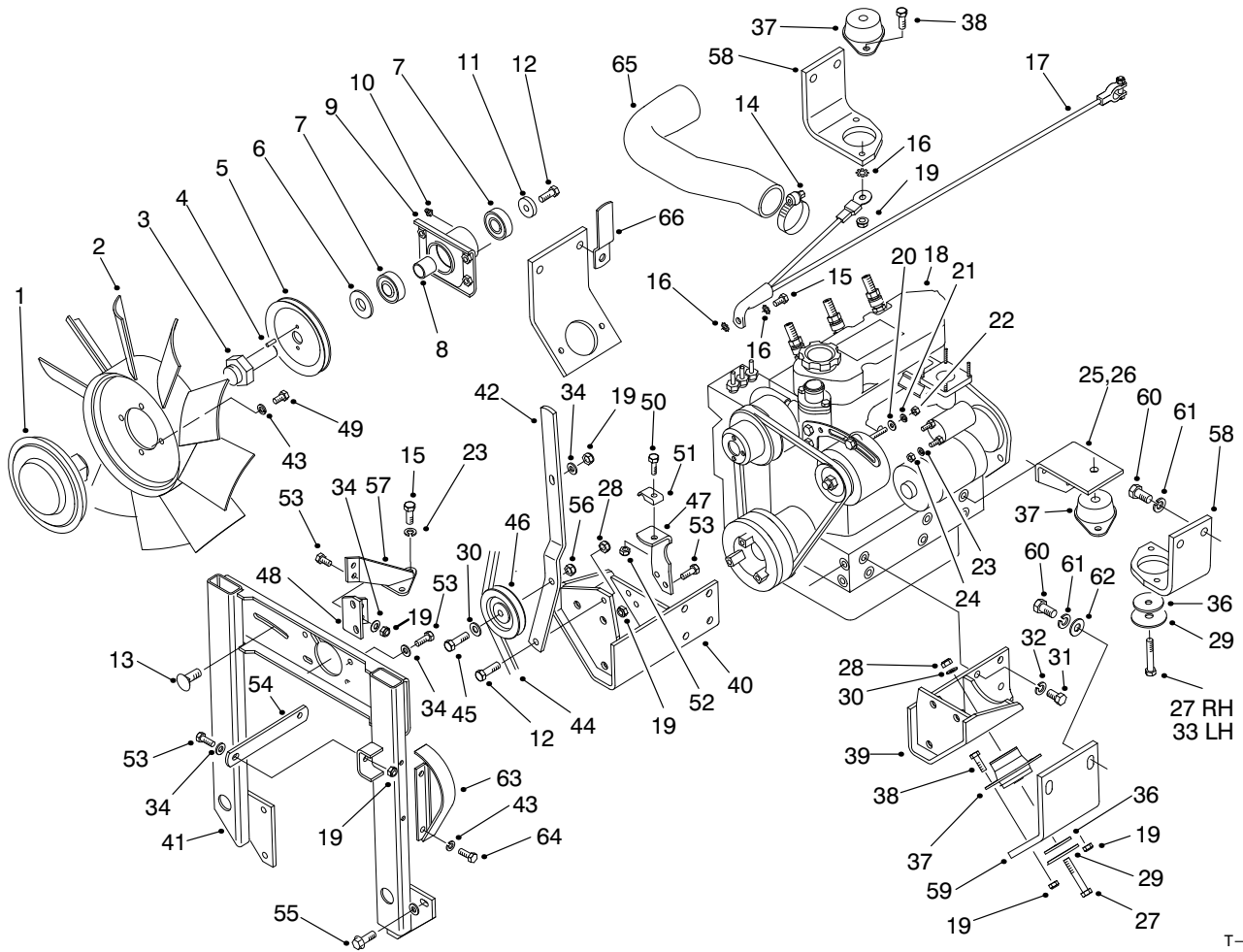


T-2900-2

MUFFLER & PUMP DRIVE ASSEMBLY

Ref. No.	Part No.	Description	No. Used	Ref. No.	Part No.	Description	No. Used
1	98-4516	Muffler	1	18	98-9765	Yoke-Shaft	1
2	98-4555	Bracket-Muffler	1	19	322-9	Screw-HH	2
3	323-6	Screw-HH	4	20	3296-29	Nut-Lock	2
4	3256-4	Washer-Flat	8	21	98-9766	Kit-U-Joint	1
5	98-9310	Clamp-Muffler	1	22	302-5	Fitting-Grease	2
6	3296-39	Nut-Lock	4	23	98-9769	Yoke-Flange	1
7	98-4523	Tube-Exhaust	1	24	98-9767	Yoke-Slip Tube	1
8	33095-00	Washer-Flat	2	25	98-9768	Yoke-End	1
9	98-9309	Clamp-Muffler	1	26	98-9322	Screw-HSH	3
10	98-4527	Pipe-Engine Exhaust	1	27	98-9346	Sender-Temp.	1
11	33014-00	Nut-Lock	4	28	42-9560	Stud	4
12	42-9850	Washer-Lock	9	29	33114-020	Screw-HH	2
13	33024-00	Nut-Lock	1	*	98-4593	Asm-Drive Shaft (Incl. Ref. #18, 21-25)	1
14	98-4564	Guard-Flywheel	1	*	75-6880	Screen-Spark Arrester (Optional)	1
15	33114-025	Screw-HH	5				
16	43-0090	Screw-HH	2				
17	42-9600	Washer-Lock	2				

*Not Illustrated

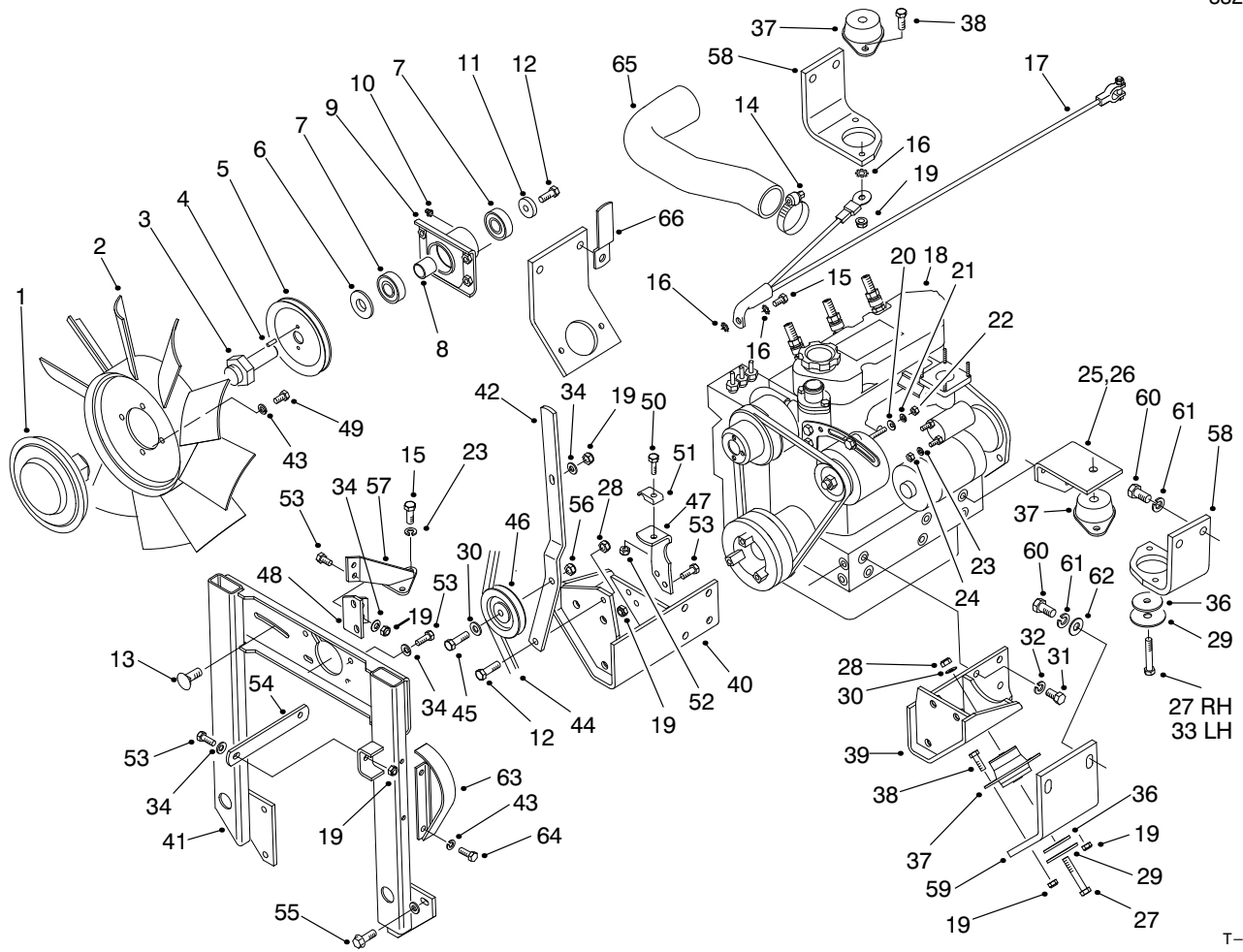


T-2901

ENGINE INSTALLATION ASSEMBLY

Ref. No.	Part No.	Description	No. Used
1	74-5520	Clutch-Fan	1
2	75-3780	Fan	1
3	75-6380	Shaft-Fan	1
4	32121-2	Pin-Roll	2
5	98-9313	Pulley-Fan	1
6	47-0110	Spacer-Spindle	1
7	251-318	Bearing-Ball	2
8	75-5310	Spacer-Bearing	1
9	75-4450	Hub-Fan Drive	1
10	302-10	Fitting-Grease 45°	1
11	67-1630	Spacer-Fan	1
12	323-6	Screw-HH	2
13	3230-2	Bolt-Carriage	1
14	2412-92	Clamp-Hose	1
15	98-9322	Screw-HH	1
16	3255-8	Washer-Lock	3
17	98-4598	Cable-Battery (Ground)	1
18	98-9300	Asm-Engine	1
19	3296-29	Nut-Lock	14
20	3256-78	Washer-Flat	1
21	43-5930	Washer-Lock	1
22	48-7890	Nut-Hex.	1
23	42-9850	Washer-Lock	3

Ref. No.	Part No.	Description	No. Used
24	57-6390	Nut-Lock	1
25	98-4515	Bracket-Engine LH Rear	1
26	94-4514	Bracket-Engine RH Rear	1
27	323-12	Screw-HH RH	3
28	3296-39	Nut-Lock	4
29	87-5100	Washer-Snubbing	4
30	3256-24	Washer-Flat	5
31	43-0090	Screw-HH	14
32	42-9600	Washer-Lock	14
33	323-10	Screw-HH LH	1
34	3256-23	Washer-Flat	8
35	33114-016	Screw-HH	2
36	98-4596	Washer-Mount, Engine	4
37	83-1030	Mount-Engine	4
38	322-6	Screw-HH	8
39	98-4539	Bracket-Engine LH Front	1
40	98-4543	Bracket-Engine Mount RH	1
41	98-4530	Support-Fan, Engine	1
42	98-4575	Bracket-Fan Idler	1
43	3253-4	Washer-Lock	6
44	98-9312	Belt-V	1
45	323-7	Screw-HH	1
46	63-8140	Pulley-Idler	1

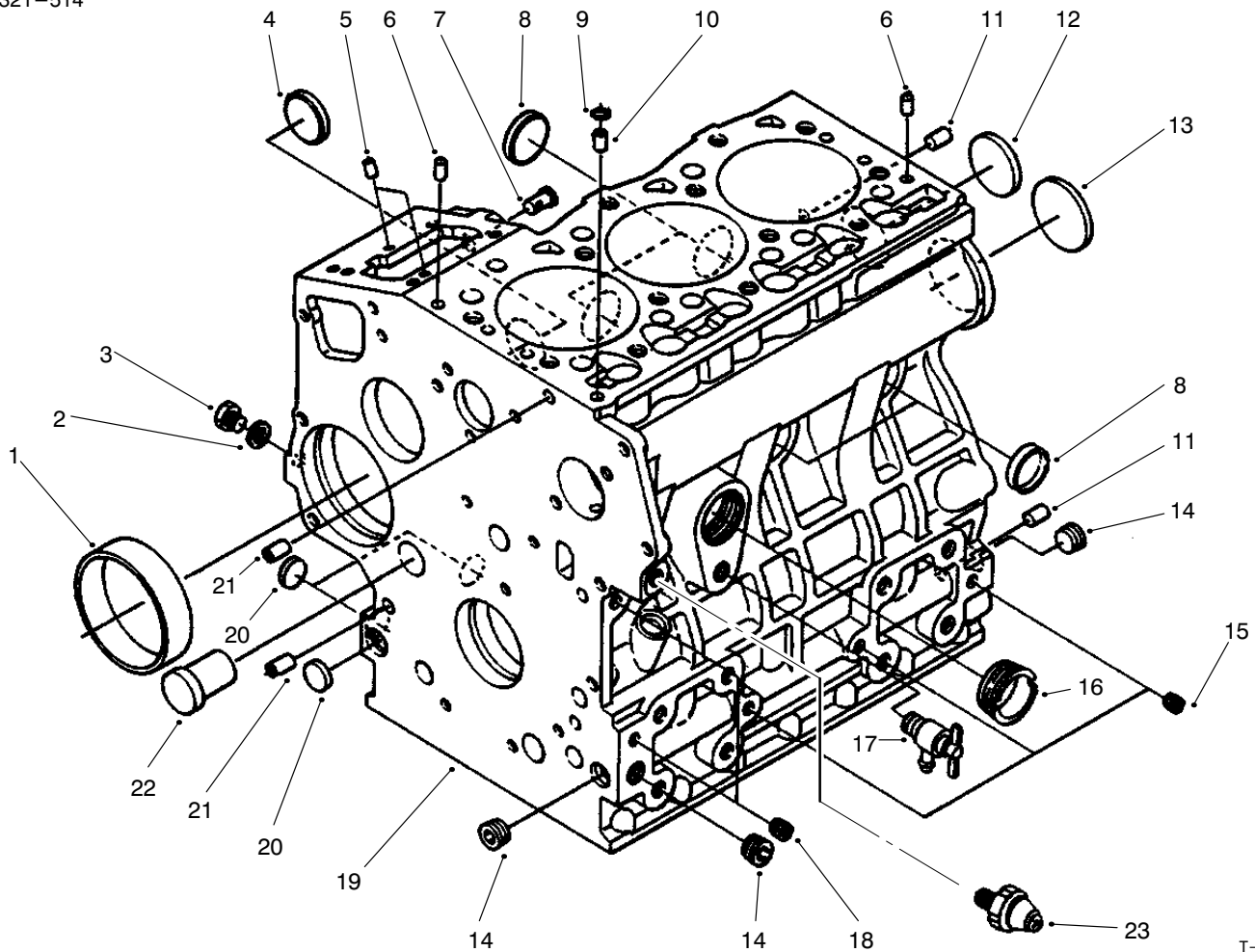


T-2901

ENGINE INSTALLATION ASSEMBLY (Continued)

Ref. No.	Part No.	Description	No. Used
47	98-4560	Bracket-Mount, Throttle	1
48	98-4577	Bracket-Support, Fan	1
49	322-2	Screw-HH	4
50	321-4	Screw-HH	1
51	3-6657	Clamp-Cable	1
52	3296-42	Nut-Lock	1
53	322-4	Screw-HH	9
54	98-4547	Plate-Mount, Fan	1
55	3234-29	Screw-HHF	6
56	3296-59	Nut-Lock	1

Ref. No.	Part No.	Description	No. Used
57	98-9333	Bracket-Mount, Fan	1
58	98-4513	Bracket-Eng. Left Rear	2
59	93-0095	Bracket-Eng. Front	2
60	3213-2	Screw-HH	8
61	3253-7	Washer-Lock	8
62	3256-40	Washer-Flat	4
63	98-4561	Shield-Alternator	1
64	32144-14	Screw-HH	2
65	98-4510	Hose-Air Cleaner	1
66	98-4594	Clamp-Retainer	1

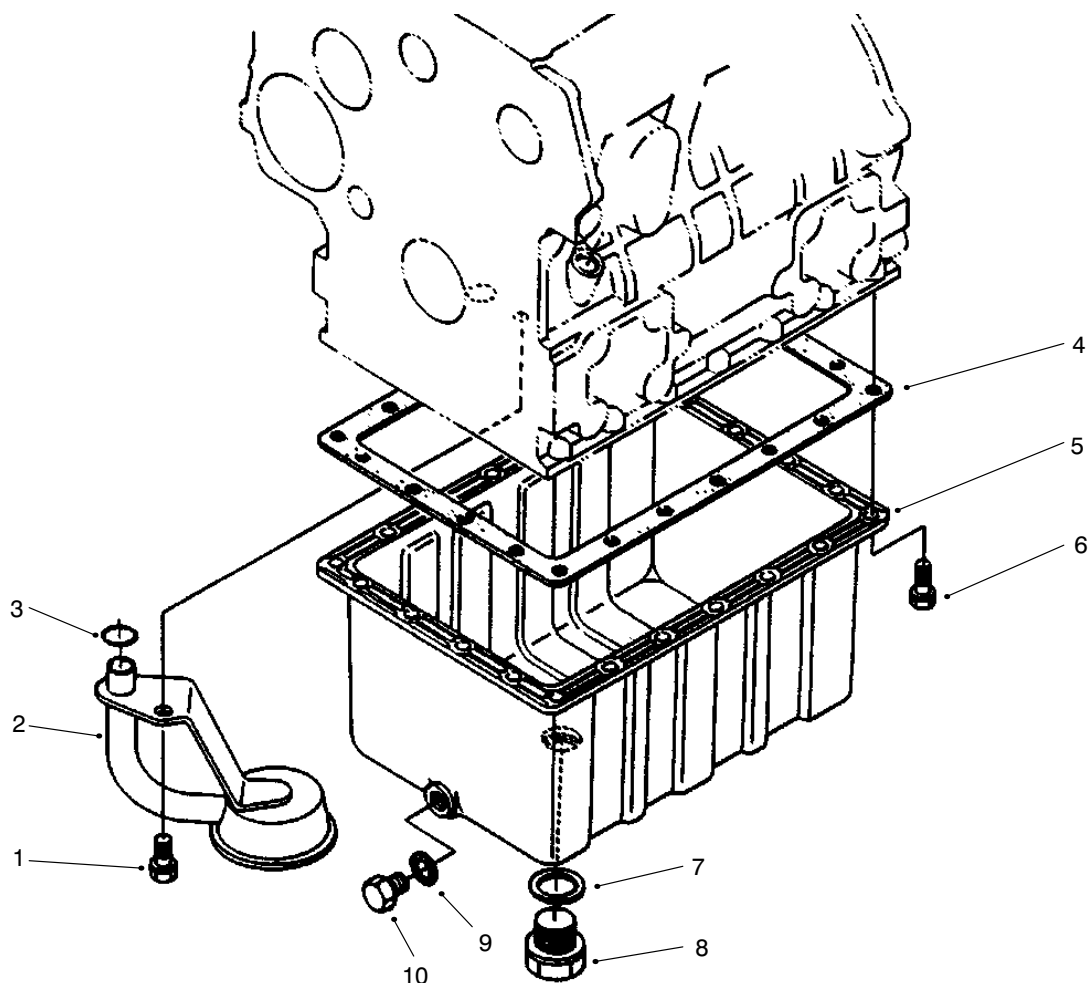


T-2906

CRANKCASE ASSEMBLY

Ref. No.	Part No.	Description	No. Used
1	98-9656	Bushing-Governor, Gear	1
2	98-7428	Gasket	1
3	98-7507	Plug	1
4	98-9599	Plug	1
5	98-9375	Pin-Straight	2
6	98-9376	Pin-Straight	2
7	98-9630	Pin-Start Spring	1
8	98-9398	Cap-Sealing	4
9	98-9539	Pin-Pipe	1
10	98-7509	O-Ring	1
11	98-9377	Pin-Straight	2
12	98-7539	Cap-Sealing	1
13	98-9668	Plug	1

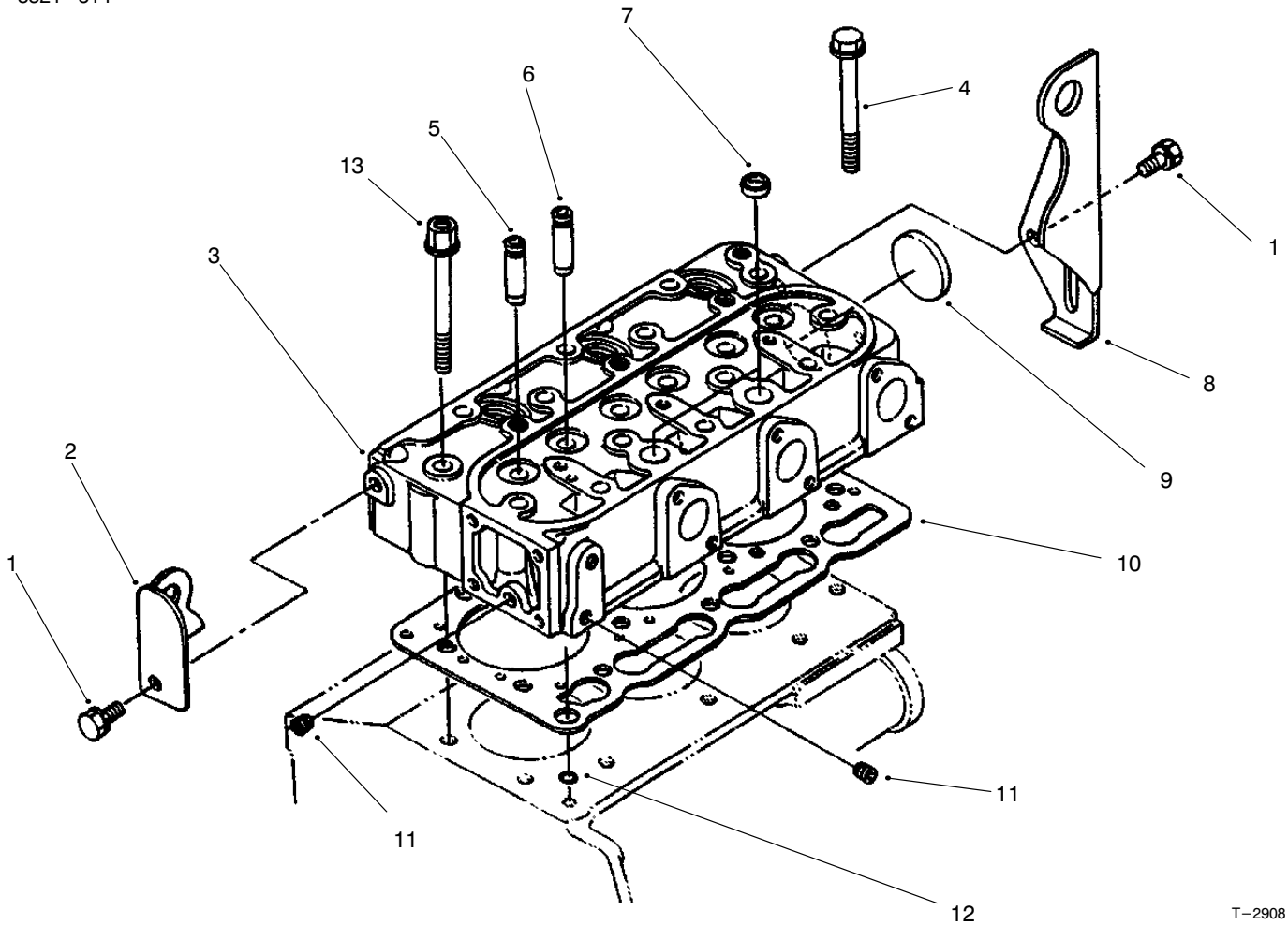
Ref. No.	Part No.	Description	No. Used
14	98-9597	Plug	3
15	98-7540	Plug	3
16	98-9667	Plug	1
17	98-9436	Asm-Cock, Drain	1
18	98-7487	Plug	2
19	98-9604	Asm-Crankcase (Incl. Ref. #1-8, 10-16, 18 & 20-22)	1
20	98-9379	Plug	3
21	98-9387	Pin-Pipe	2
22	98-9675	Plug	1
23	98-9416	Switch	1



T-2907

OIL PAN ASSEMBLY

Ref. No.	Part No.	Description	No. Used	Ref. No.	Part No.	Description	No. Used
1	98-9358	Bolt	1	6	98-9350	Bolt	22
2	98-9538	Filter-Oil	1	7	98-9399	Gasket	1
3	98-7527	O-Ring	1	8	98-7523	Plug-Drain	1
4	98-9646	Gasket-Oil Pan	1	9	98-7524	Gasket	1
5	98-9685	Oil Pan	1	10	98-9386	Plug	1

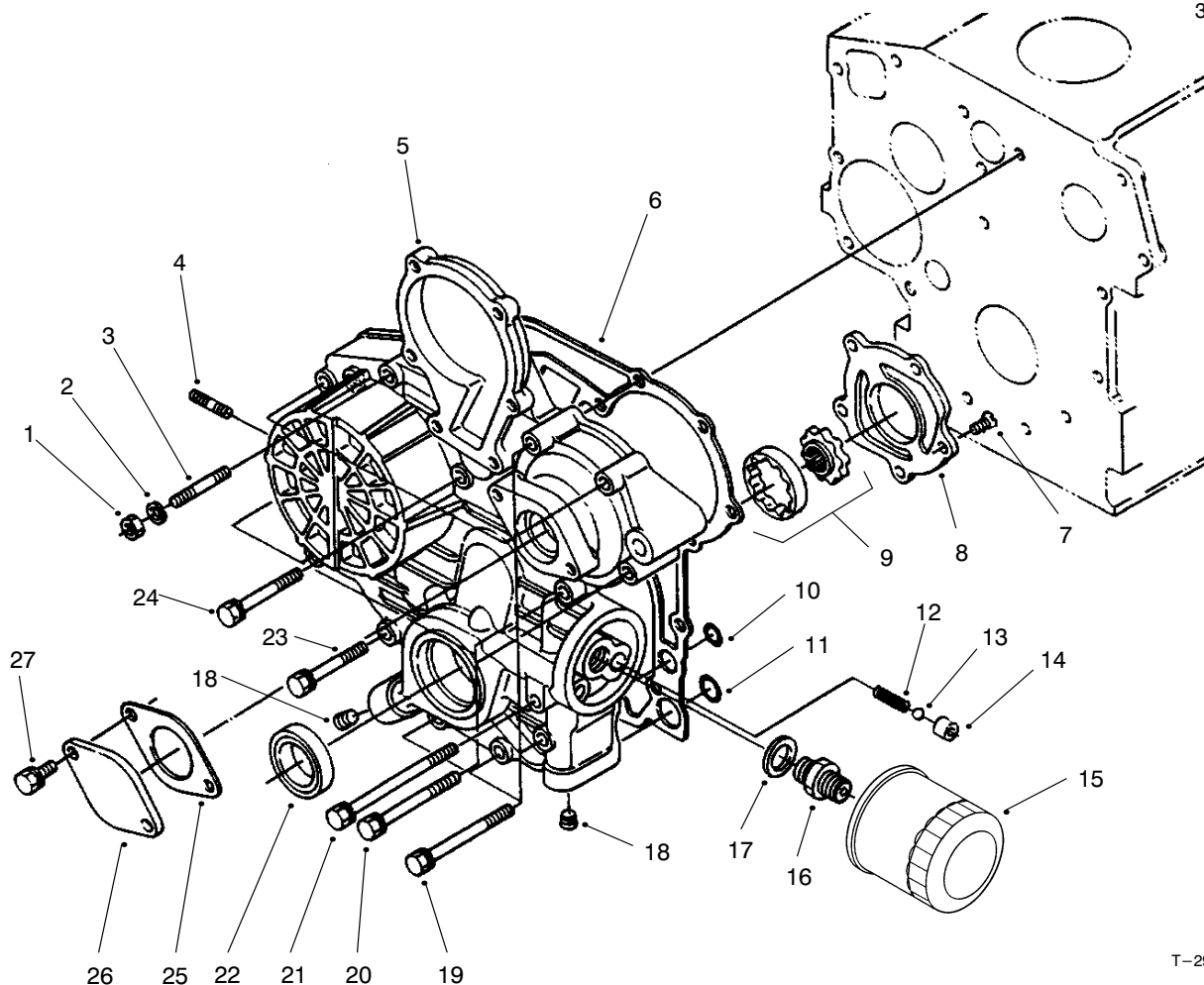


T-2908

CYLINDER HEAD ASSEMBLY

Ref. No.	Part No.	Description	No. Used
1	98-7585	Bolt	2
2	98-9477	Hook-Engine	1
3	98-9460	Asm-Cylinder Head (Incl. Ref. #5-7, 9 & 11)	1
4	98-9479	Bolt-Cylinder Head	12
5	98-9499	Guide-Inlet Valve	3
6	98-9500	Guide-Exhaust Valve	3

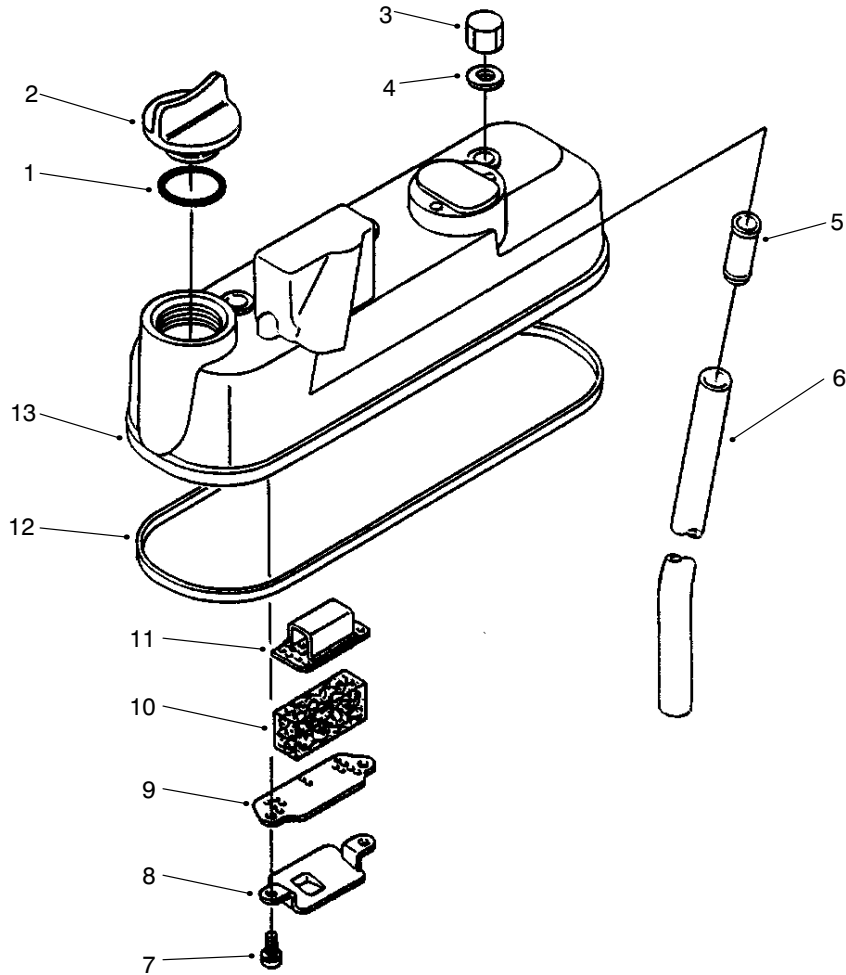
Ref. No.	Part No.	Description	No. Used
7	98-9389	Cap-Sealing	2
8	98-9478	Hook-Engine	1
9	98-9395	Cap-Sealing	1
10	98-9605	Gasket-Cylinder Head	1
11	98-7540	Plug	2
12	98-7509	O-Ring	1
13	98-9647	Bolt-Cylinder Head	2



T-2909

GEAR CASE & OIL FILTER ASSEMBLY

Ref. No.	Part No.	Description	No. Used	Ref. No.	Part No.	Description	No. Used
1	98-7572	Nut	1	14	98-9543	Seal-Valve	1
2	98-9367	Washer-Lock	1	15	98-9651	Asm-Cartridge, Oil	1
3	98-9363	Stud	1	16	98-9388	Joint-Pipe	1
4	98-9362	Stud	2	17	98-7562	Washer-Flat	1
5	98-9481	Asm-Case, Gear (Incl. Ref. #7-9, 12-14 & 16-18)	1	18	98-9598	Plug	2
6	98-9633	Gasket-Gear Case	1	19	98-9356	Bolt	2
7	98-9592	Screw	5	20	98-9355	Bolt	6
8	98-9541	Cover-Oil Pump	1	21	98-9586	Bolt	1
9	98-9540	Asm-Rotor, Oil Pump	1	22	98-9482	Seal-Oil	1
10	98-9372	O-Ring	2	23	98-9437	Bolt	1
11	98-7547	O-Ring	2	24	98-7496	Bolt	3
12	98-9544	Spring	1	25	98-9684	Gasket-Gear Case	1
13	98-9380	Ball	1	26	98-9641	Cover	1
				27	98-7692	Bolt	2

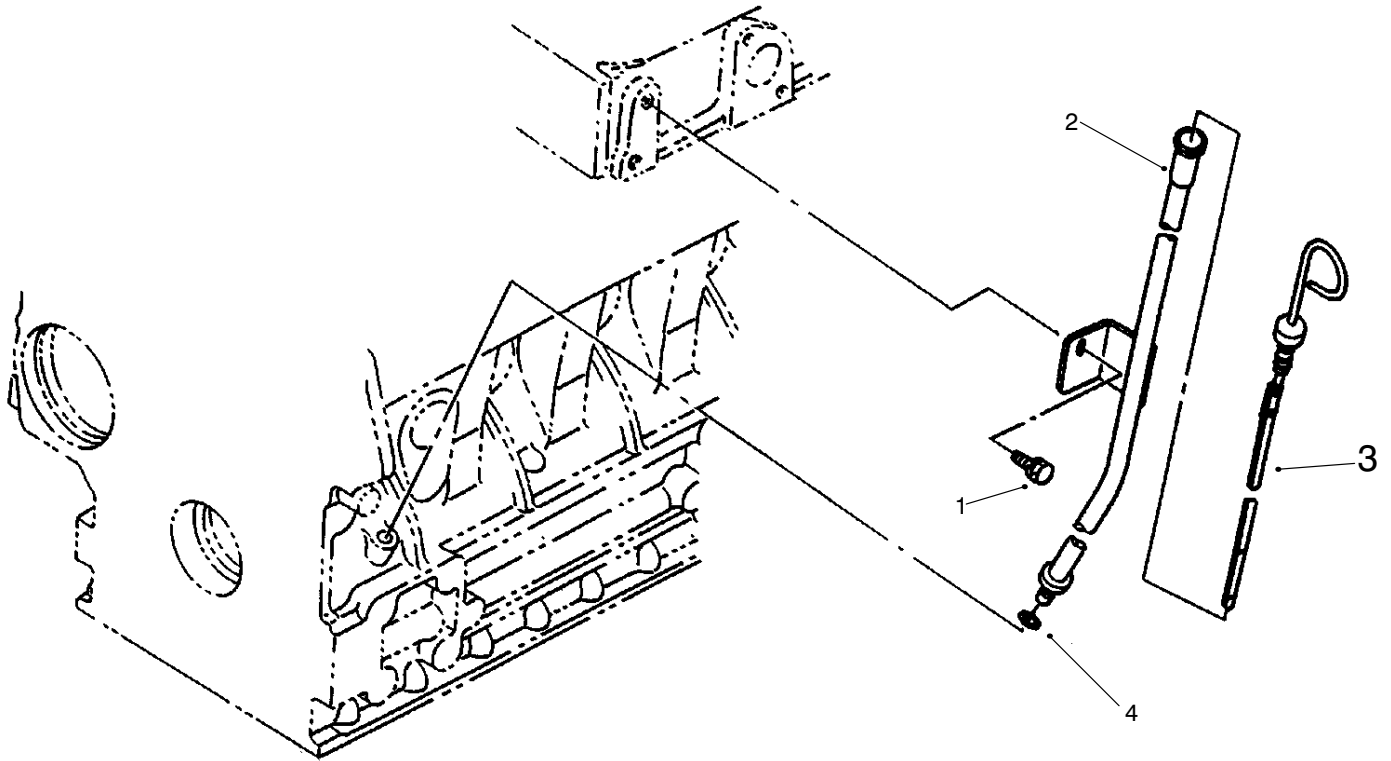


T-2910

HEAD COVER ASSEMBLY

Ref. No.	Part No.	Description	No. Used
1	98-7430	O-Ring	1
2	98-9449	Plug-Oil Filler	1
3	98-9455	Nut-Cap	3
4	98-9454	Gasket	3
5	98-9492	Joint-Breather Pipe	1
6	98-9491	Pipe-Breather	1
7	98-9364	Screw w/washer	2

Ref. No.	Part No.	Description	No. Used
8	98-9490	Oil Shield-Breather	1
9	98-9488	Plate-Breather Element	1
10	98-9493	Element-Breather	1
11	98-9489	Plate-Breather Element	1
12	98-9615	Gasket-Head Cover	1
13	98-9614	Asm-Cover, Cylinder Head (Incl. Ref. #5 & 7-12)	1



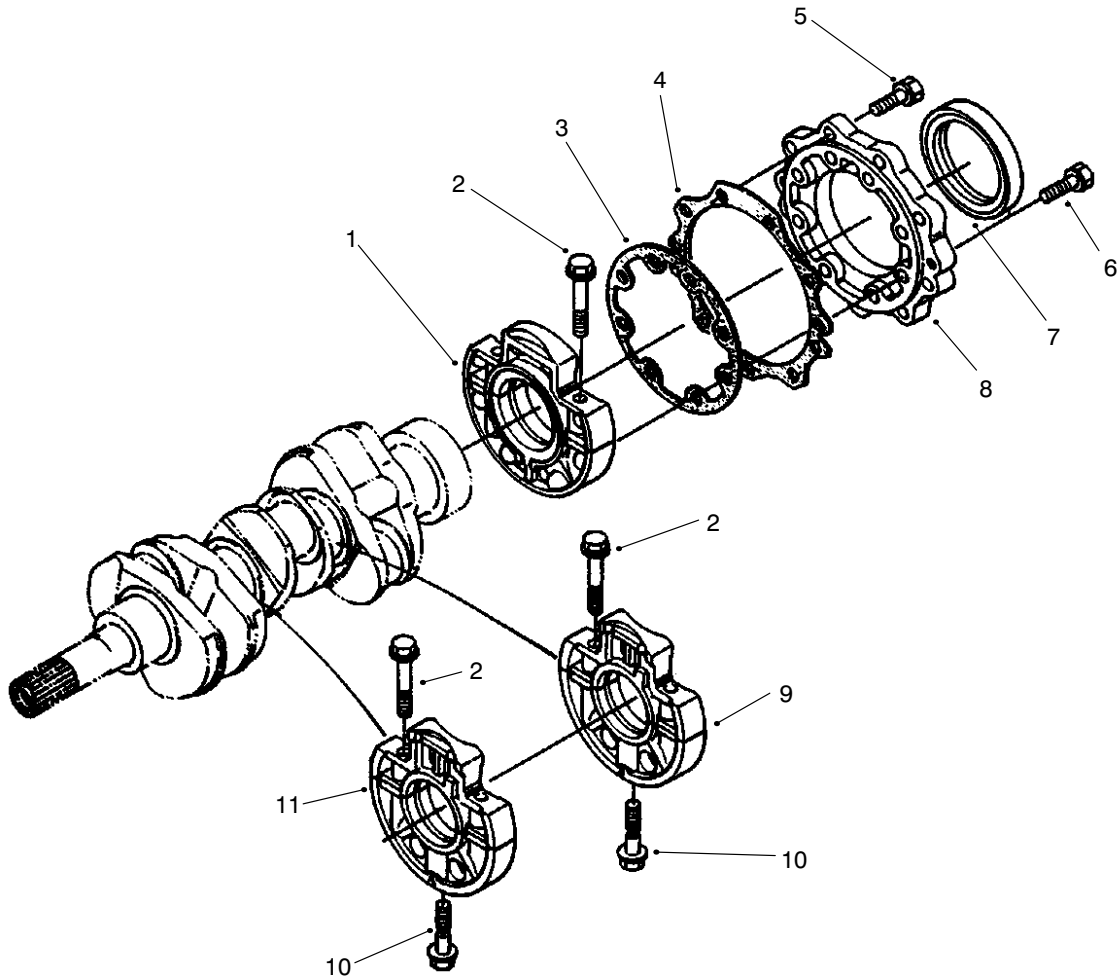
T-2911

DIPSTICK & GUIDE ASSEMBLY

Ref. No.	Part No.	Description	No. Used
1	98-7585	Bolt	1
2	98-9671	Guide-Oil Gauge	1
3	98-9670	Gauge-Oil	1

Ref. No.	Part No.	Description	No. Used
4	98-9374	O-Ring	1
*	98-9672	Asm-Guide, Oil Gauge (Incl. Ref. #1 & 4)	1

*Not Illustrated

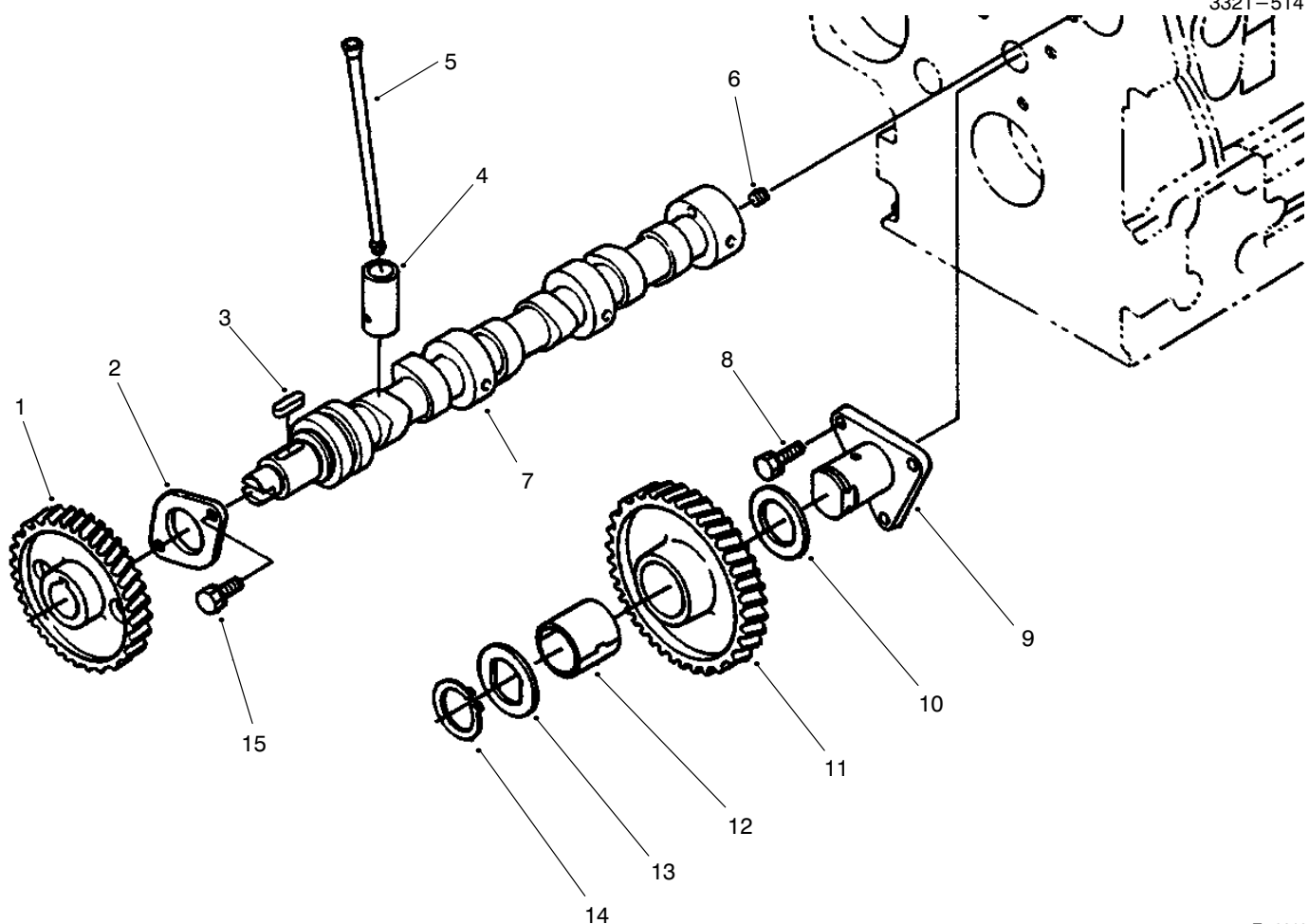


T-2912

MAIN BEARING CASE ASSEMBLY

Ref. No.	Part No.	Description	No. Used
1	98-9480	Asm-Case, Main Bearing (Incl. Ref. #2)	1
2	98-9484	Bolt-Bearing Case	6
3	98-9634	Gasket-Bearing Case	1
4	98-9635	Gasket-Bearing Case Cover	1
5	98-7568	Bolt	9
6	98-9352	Bolt	8

Ref. No.	Part No.	Description	No. Used
7	98-9483	Seal-Oil	1
8	98-9487	Cover-Bearing Case	1
9	98-9607	Asm-Case, Main Bearing (Incl. Ref. #2 & 10)	1
10	98-9485	Bolt-Bearing Case	2
11	98-9606	Asm-Case, Main Bearing (Incl. Ref. #2 & 10)	1

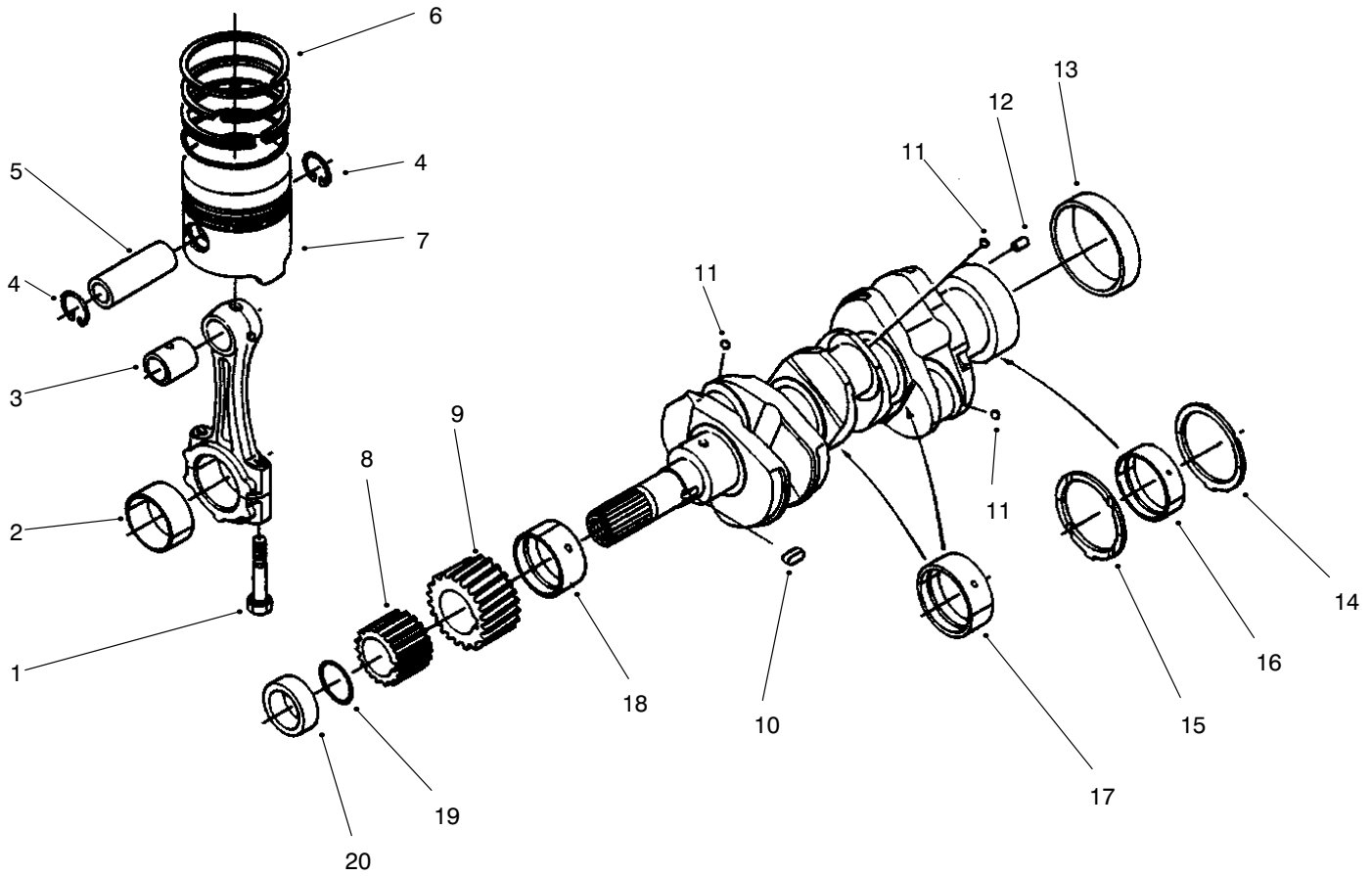


T-2913

CAMSHAFT ASSEMBLY

Ref. No.	Part No.	Description	No. Used
1	98-9512	Gear-Cam	1
2	98-9510	Stopper-Camshaft	1
3	98-9378	Key-Feather	1
4	98-9616	Tappet	6
5	98-9509	Push Rod	6
6	98-7449	Screw-Set	1
7	98-9617	Asm-Camshaft (Incl. Ref. #1-3, 6 & 15)	1
8	98-7692	Bolt	3

Ref. No.	Part No.	Description	No. Used
9	98-9533	Shaft-Gear, Idle	1
10	98-9535	Collar-Gear, Idle	1
11	98-9649	Asm-Gear, Idle (Incl. Ref. #8-14)	1
12	98-9650	Bushing-Gear, Idle	1
13	98-9536	Collar-Gear, Idle	1
14	98-9534	Clip-Circular, Idle Gear	1
15	98-9351	Bolt	2



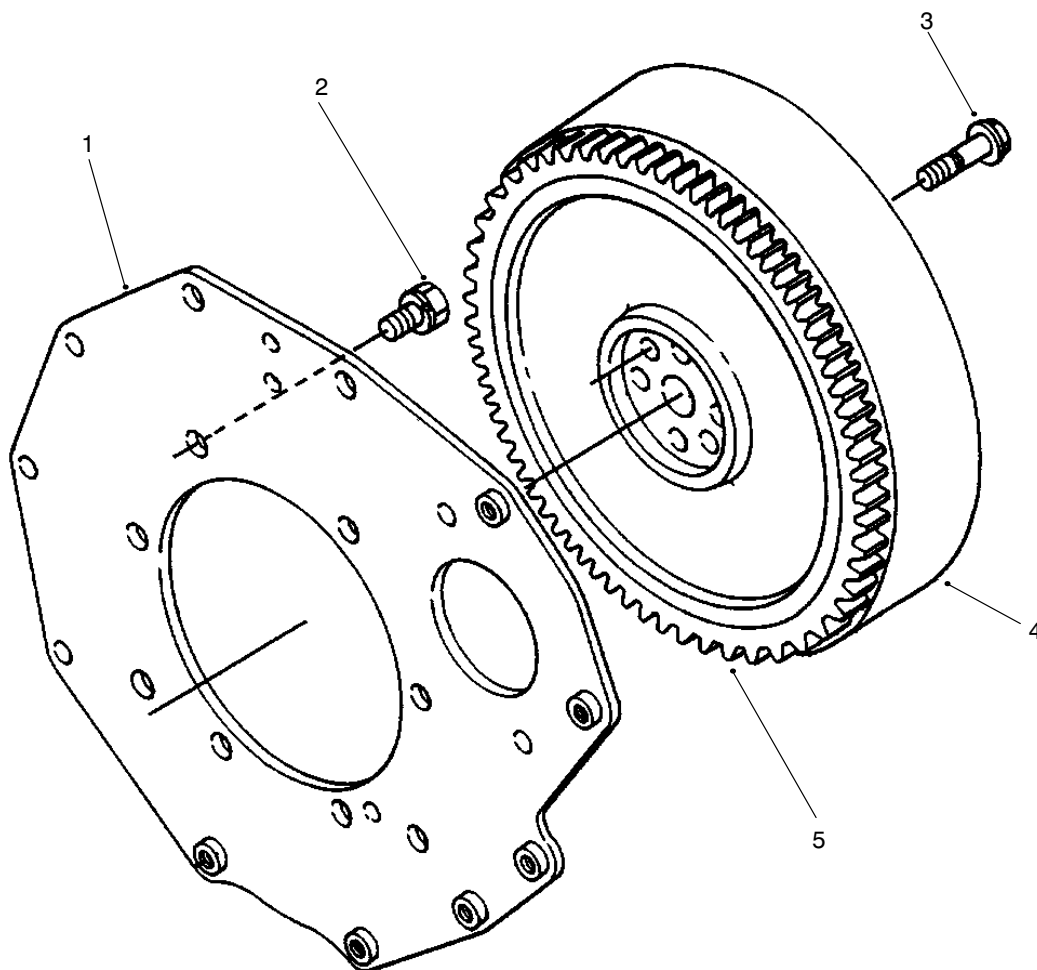
T-2914

PISTON & CRANKSHAFT ASSEMBLY

Ref. No.	Part No.	Description	No. Used
1	98-9517	Bolt-Connecting Rod	6
2	98-9518	Metal-Crankpin (Std.)	3
2	98-9519	Metal-Crankpin (0.2mm Undersize)	3
2	98-9520	Metal-Crankpin (0.4mm Undersize)	3
3	98-9515	Bushing-Piston Pin	3
4	98-9514	Clip-Circular, Piston Pin	6
5	98-9513	Pin-Piston	3
6	98-9618	Asm-Piston Ring (Std.)	3
6	98-9619	Asm-Piston Ring (0.5mm Oversize)	3
7	98-9469	Piston (Std.)	3
7	98-9470	Piston (0.5mm Oversize)	3
8	98-9542	Gear-Oil Pump Drive	1
9	98-9532	Gear-Crankshaft	1
10	98-9666	Key	1
11	98-7473	Ball	3
12	98-9375	Pin-Straight	1
13	98-9522	Sleeve-Crankshaft	1
14	98-9413	Metal-Side (Std.)	2
14	98-9414	Metal-Side (0.2mm Oversize)	2
14	98-9415	Metal-Side (0.4mm Oversize)	2
15	98-9688	Metal-Side (Std.)	2

Ref. No.	Part No.	Description	No. Used
15	98-9689	Metal-Side (0.2mm Oversize)	2
15	98-9690	Metal-Side (0.4mm Oversize)	2
16	98-9525	Metal-Crankshaft (Std.)	1
16	98-9526	Metal-Crankshaft (0.2mm Undersize)	1
16	98-9527	Metal-Crankshaft (0.4mm Undersize)	1
17	98-9524	Metal-Crankshaft (Std. Set)	2
17	98-9530	Metal-Crankshaft (0.2mm Undersize Set)	2
17	98-9531	Metal-Crankshaft (0.4mm Undersize Set)	2
18	98-9523	Metal-Crankshaft (Std.)	1
18	98-9528	Metal-Crankshaft (0.2mm Undersize)	1
18	98-9529	Metal-Crankshaft (0.4mm Undersize)	1
19	98-9373	O-Ring	1
20	98-9521	Collar-Crankshaft	1
*	98-9516	Asm-Rod, Connecting (Incl. Ref. #1-3)	3
*	98-9642	Asm-Crankshaft (Incl. Ref. #8-13)	1

*Not Illustrated



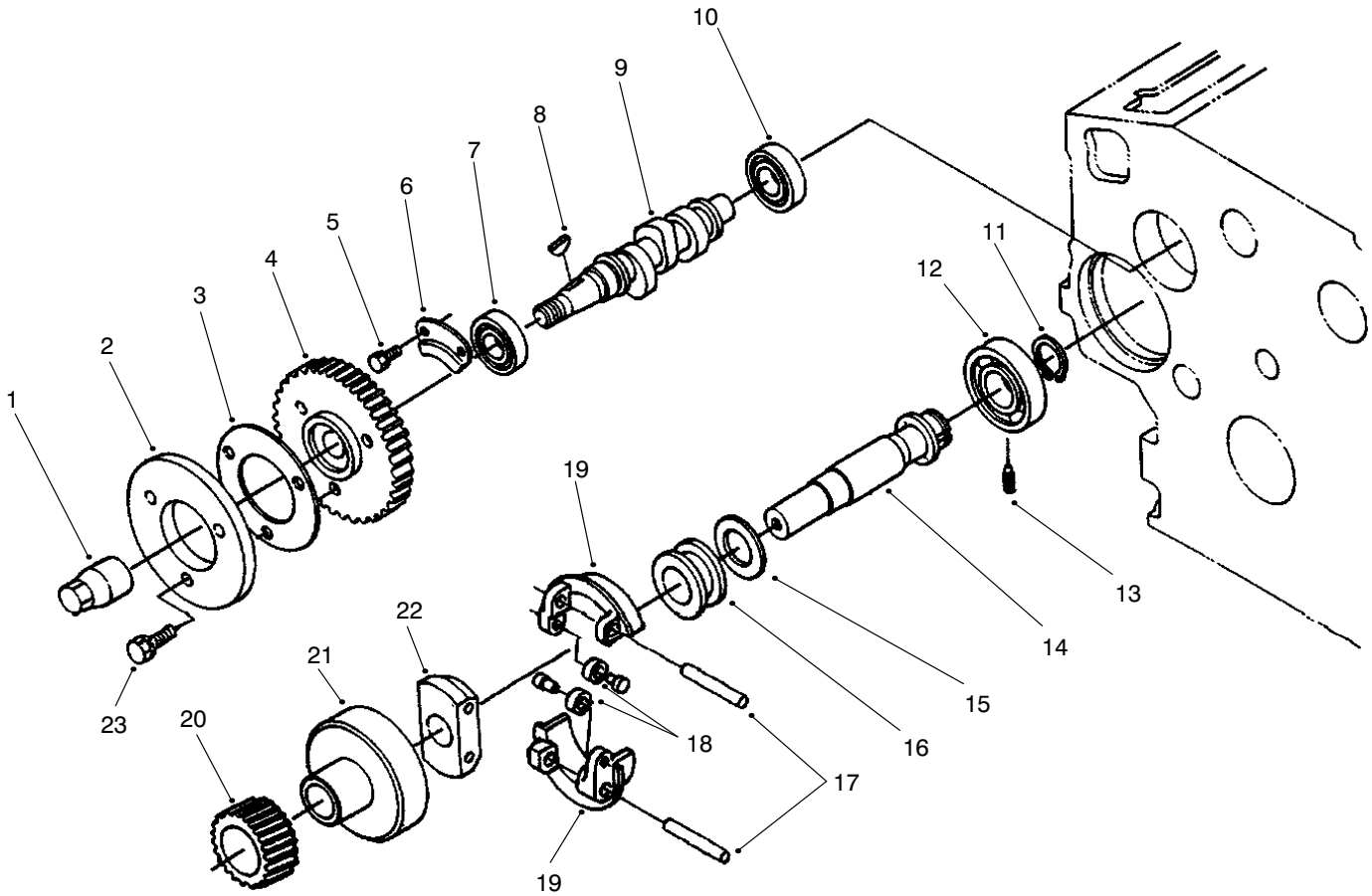
T-2915

FLYWHEEL ASSEMBLY

Ref. No.	Part No.	Description	No. Used
1	98-9486	Plate-End, Rear	1
2	98-9392	Bolt	8
3	98-9537	Bolt-Flywheel	6

Ref. No.	Part No.	Description	No. Used
4	98-9691	Asm-Flywheel (Incl. Ref. #5)	1
5	98-9394	Gear-Ring	1

*Not Illustrated

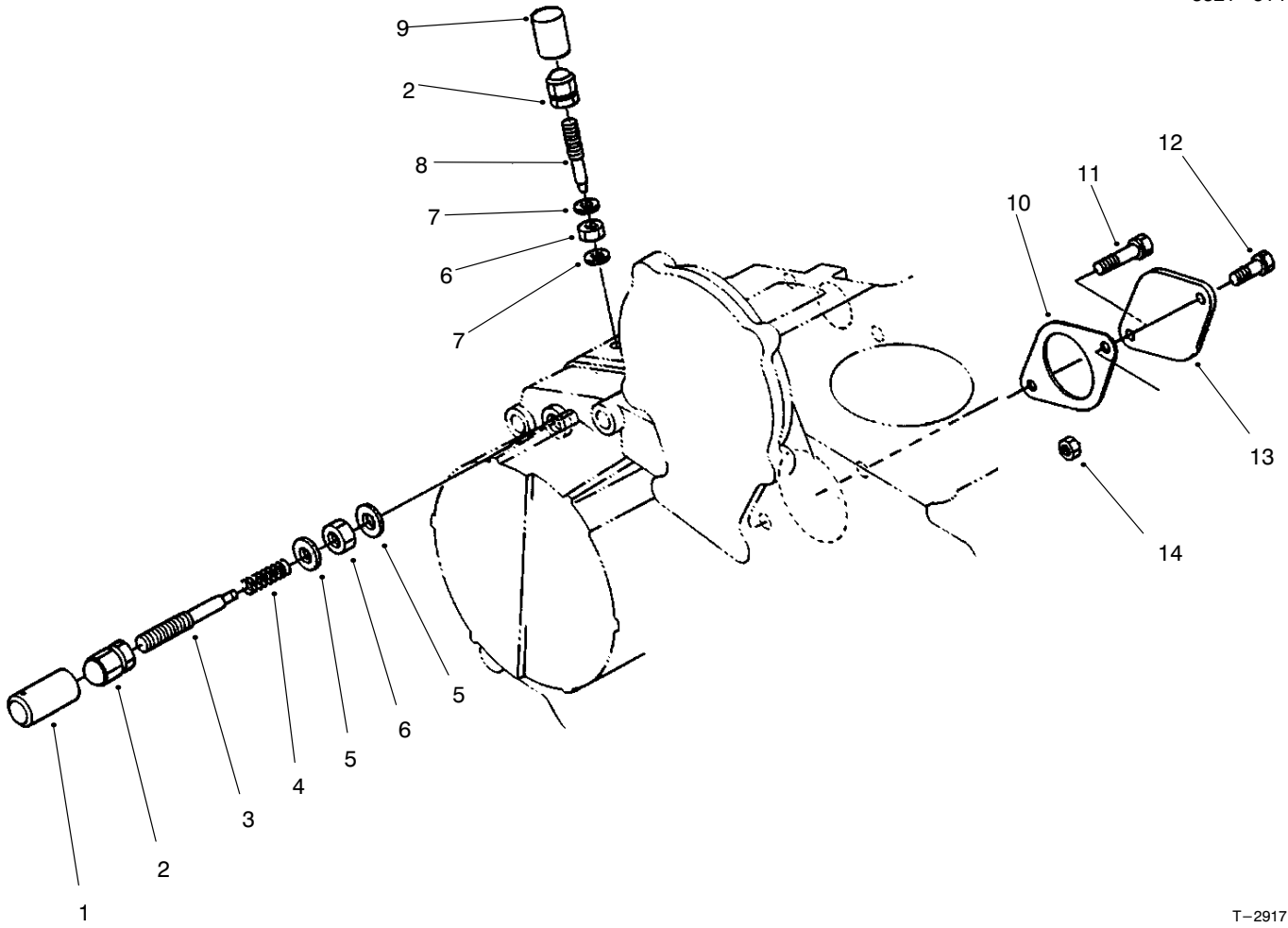


T-2916

FUEL CAMSHAFT ASSEMBLY

Ref. No.	Part No.	Description	No. Used
1	98-9590	Nut-Cap	1
2	98-9547	Cam-Fuel	1
3	98-9548	Washer	1
4	98-9669	Gear-Injection Pump	1
5	98-9350	Bolt	2
6	98-9511	Stopper-Fuel, Camshaft	1
7	98-9383	Bearing-Ball	1
8	98-9595	Key-Woodruff	1
9	98-9459	Camshaft-Fuel	1
10	98-9382	Bearing-Ball	1
11	98-9657	Clip-Circular, Gov. Shaft	1
12	98-9381	Bearing-Ball	1

Ref. No.	Part No.	Description	No. Used
13	98-9565	Screw-Set	1
14	98-9644	Asm-Shaft, Governor (Incl. Ref. #12 & 14-22)	1
15	98-9564	Washer-Thrust	1
16	98-9563	Sleeve-Governor	1
17	98-9560	Shaft-Governor Weight	2
18	98-9692	Roller	2
19	98-9559	Asm-Weight, Governor	2
20	98-9673	Gear-Governor	1
21	98-9562	Holder-Gear, Governor	1
22	98-9561	Holder-Gear, Governor	1
23	98-7605	Bolt	3



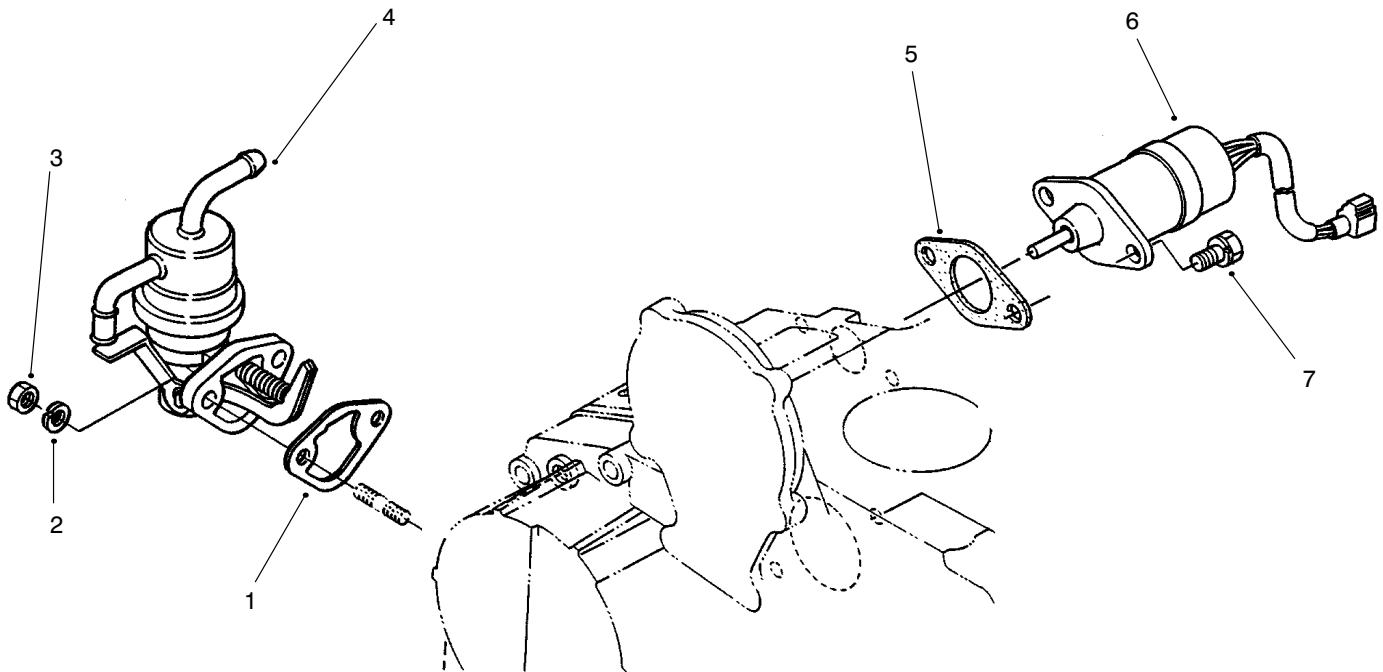
T-2917

ENGINE STOP LEVER ASSEMBLY

Ref. No.	Part No.	Description	No. Used
1	98-9558	Cap	1
2	98-9441	Nut-Cap	2
3	98-9679	Asm-Bolt, Adjusting (Incl. Ref. #4)	1
4		Spring	1
5	98-7654	Gasket	2
6	98-9439	Nut	2
7	98-7654	Gasket	2
8	98-9557	Bolt-Adjusting	1

Ref. No.	Part No.	Description	No. Used
9	98-9558	Cap	1
10	98-9674	Packing	1
11	98-7645	Bolt	1
12	98-9359	Bolt	1
13	98-9640	Cover-Pump	1
14	98-7534	Nut	1
*	98-9678	Asm-Apparatus, Idle (Incl. Ref. #1-6)	1

*Not Illustrated



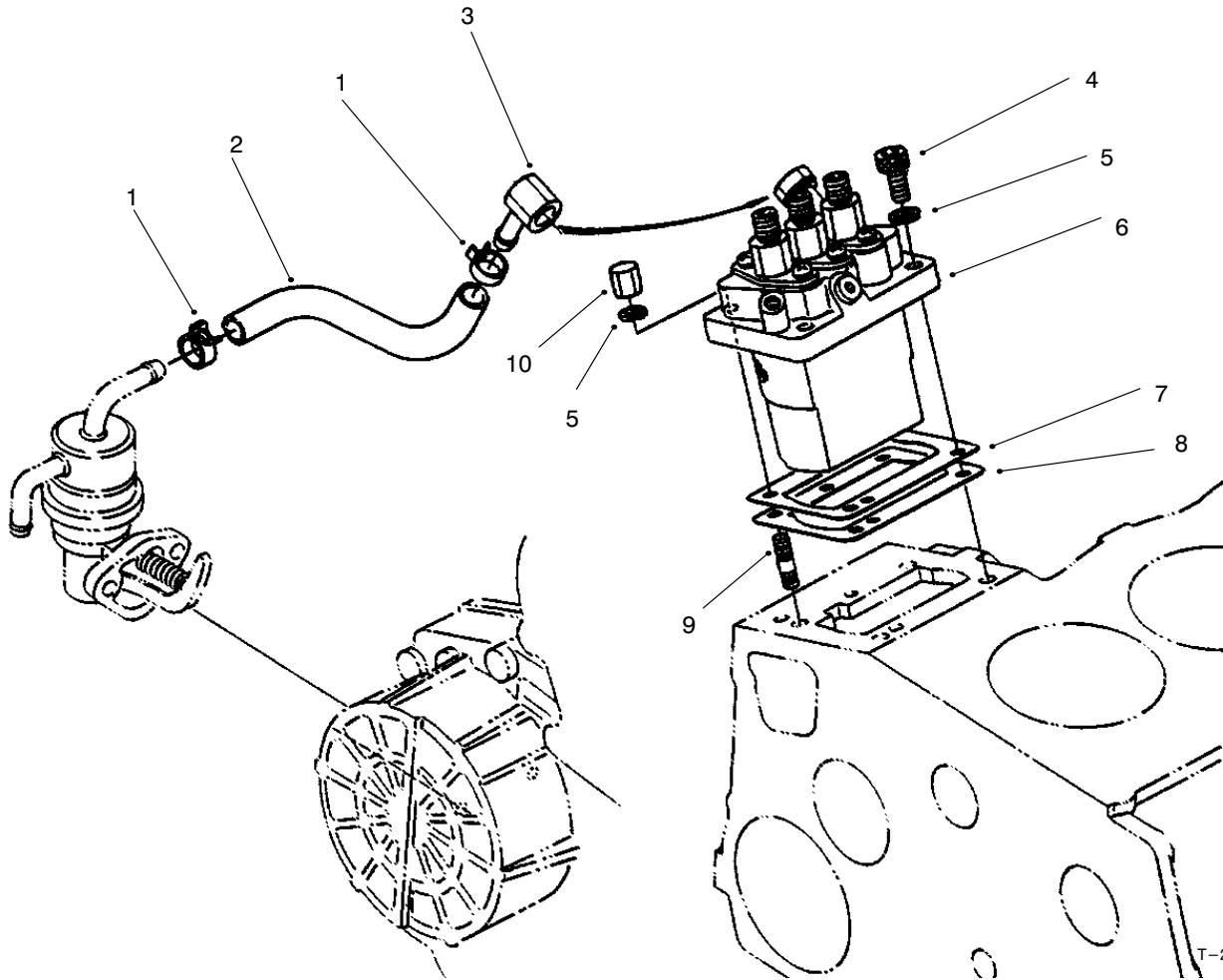
T-2918

STOP SOLENOID & FUEL PUMP ASSEMBLY

Ref. No.	Part No.	Description	No. Used
1	98-9436	Gasket-Fuel Pump	1
2	98-9367	Washer-Lock	2
3	98-7572	Nut	2
4	98-9677	Asm-Pump, Fuel	1

Ref. No.	Part No.	Description	No. Used
5	98-9683	Gasket-Solenoid Cover	1
6	98-9693	Solenoid-Stop	1
7	98-9351	Bolt	2

*Not Illustrated



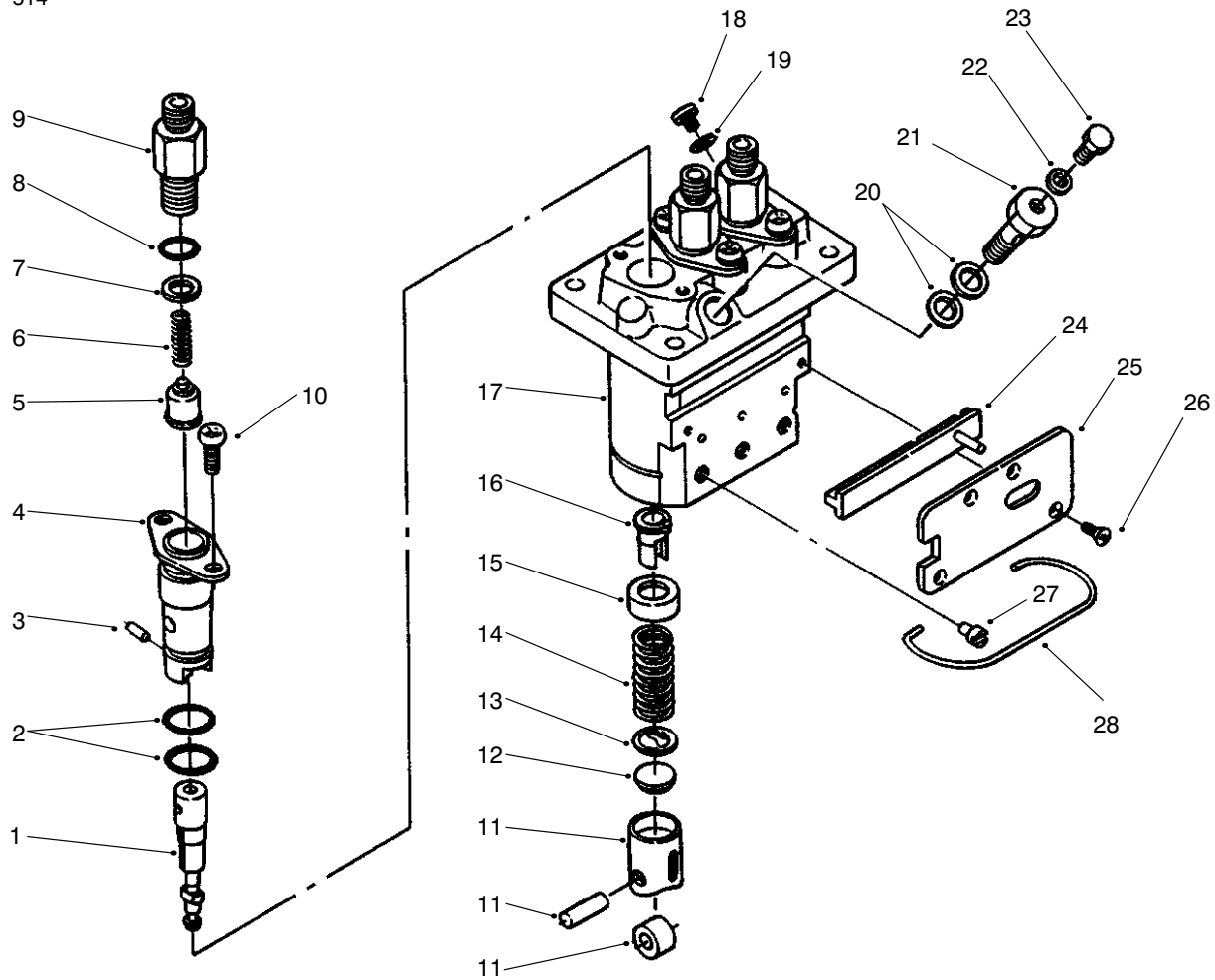
T-2919

INJECTION PUMP ASSEMBLY

Ref. No.	Part No.	Description	No. Used
1	98-9545	Band-Pipe	2
2	98-9384	Tube-Fuel	1
3	98-9596	Joint-Eye	1
4	98-9361	Bolt	2
5	98-9367	Washer-Lock	4
6	98-9643	Asm-Pump, Injection	1
7	98-9456	Shim-Injection (0.2mm)	1

Ref. No.	Part No.	Description	No. Used
7	98-9457	Shim-Injection (0.25mm)	1
8	98-9458	Shim-Injection (0.30mm)	1
9	98-9438	Stud	2
10	98-9440	Nut-Cap	2
*	98-9467	Asm-Pipe, Fuel (Incl. Ref. #1 & 2)	1

*Not Illustrated

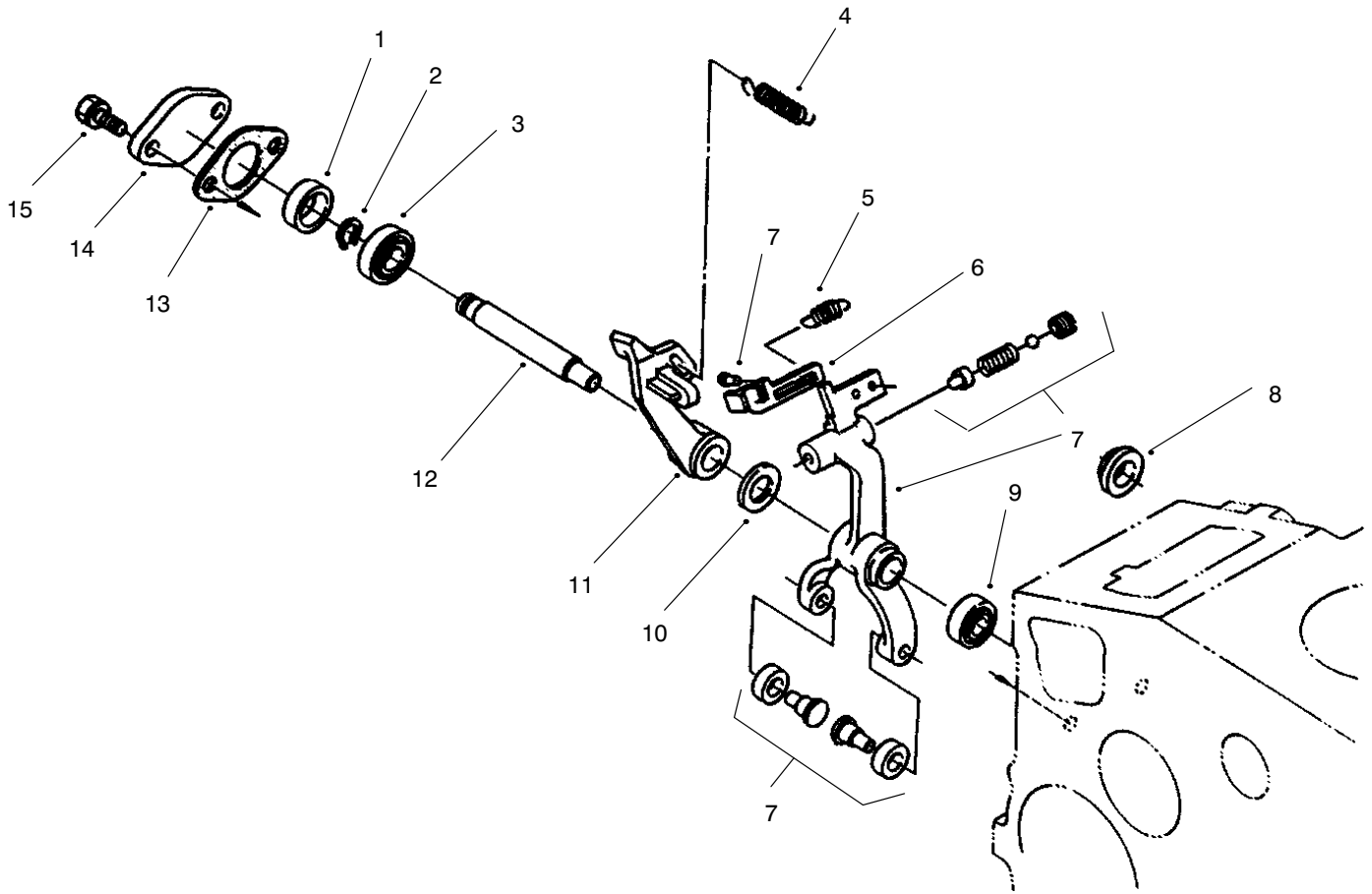


T-2920

INJECTION PUMP ASSEMBLY (Continued)

Ref. No.	Part No.	Description	No. Used
1	98-9462	Element-Pump	3
2	98-9423	O-Ring	6
3	98-9443	Pin-Joint	3
4	98-9434	Flange-Sleeve	3
5	98-9421	Valve-Delivery	3
6	98-9424	Spring-Valve, Delivery	3
7	98-9425	Gasket-Valve, Delivery	3
8	98-9447	O-Ring	3
9	98-9652	Holder-Valve, Delivery	3
10	98-9452	Screw	6
11	98-9422	Asm-Tappet	3
12	98-9433	Shim	3
13	98-9429	Seat-Spring, Lower	3
14	98-9428	Spring-Plunger	3
15	98-9427	Seat-Spring, Upper	3

Ref. No.	Part No.	Description	No. Used
16	98-9432	Sleeve-Control	3
17	98-9643	Asm-Pump, Injection (Incl. Ref. #1-16 & 18-28)	1
18	98-9466	Plug	1
19	98-9451	Gasket	1
20	98-9445	Gasket	2
21	98-9464	Bolt-Joint	1
22	98-9446	Gasket	1
23	98-9430	Screw	1
24	98-9463	Rack-Control	1
25	98-9465	Plate	1
26	98-9442	Screw-Countersunk Hd.	4
27	98-9426	Pin-Guide, Tappet	3
28	98-9450	Pin-Clamp	1

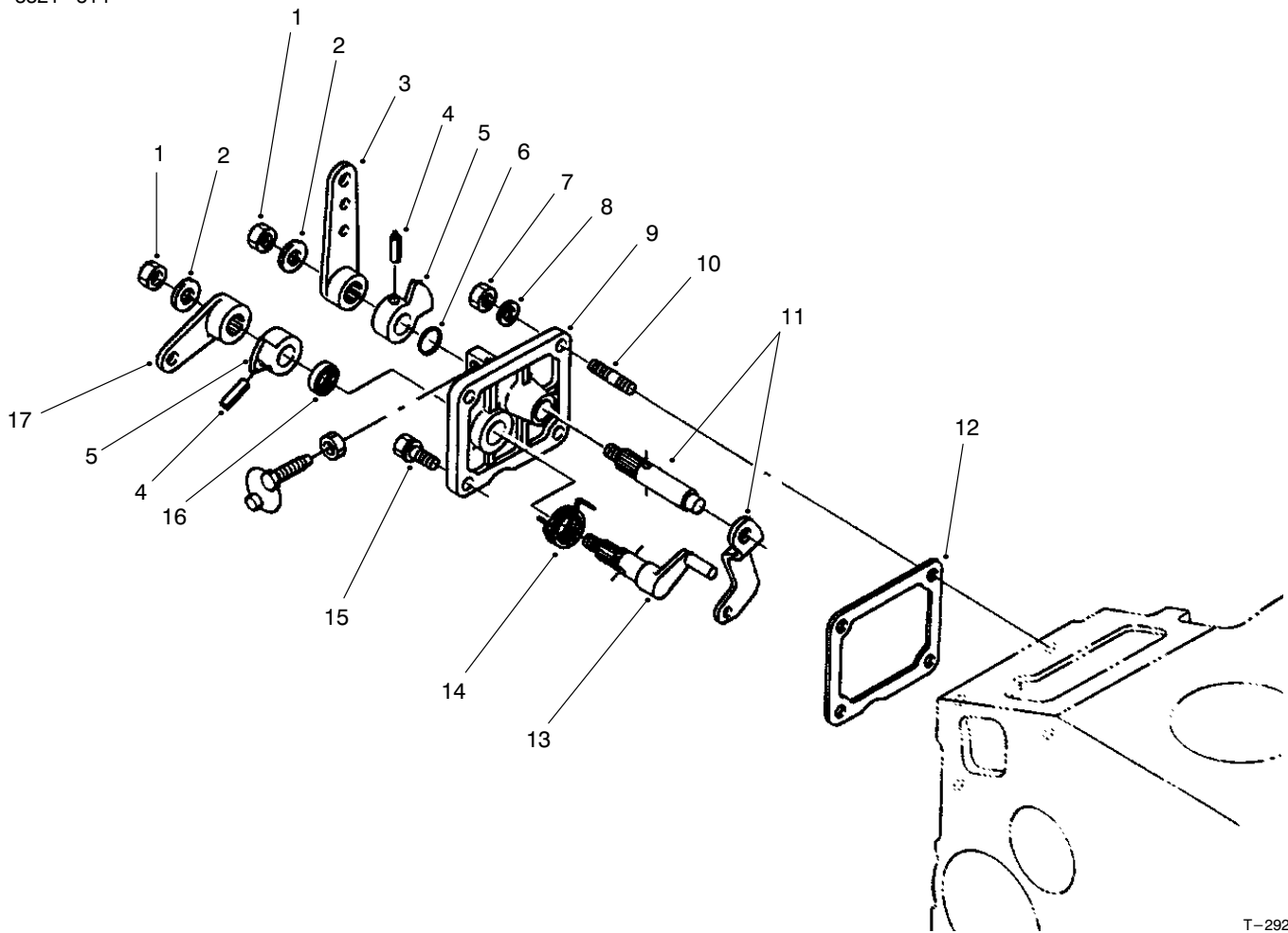


T-2921

GOVERNOR ASSEMBLY

Ref. No.	Part No.	Description	No. Used
1	98-9567	Collar	1
2	98-9369	Clip-Circular, External	1
3	98-9570	Bearing-Miniature	1
4	98-9681	Spring-Governor	1
5	98-9645	Spring-Start	1
6	98-9660	Lever-Thrust	1
7	98-9680	Asm-Lever, Fork (Incl. Ref. #2, 3, 6, & 10-12)	1

Ref. No.	Part No.	Description	No. Used
8	98-9568	Collar	1
9	98-9571	Bearing-Miniature	1
10	98-9593	Washer-Flat	1
11	98-9659	Lever-Fork	1
12	98-9566	Shaft-Lever, Fork	1
13	98-9682	Gasket	1
14	98-9569	Cover-Shaft, Fork Lever	1
15	98-9351	Bolt	2

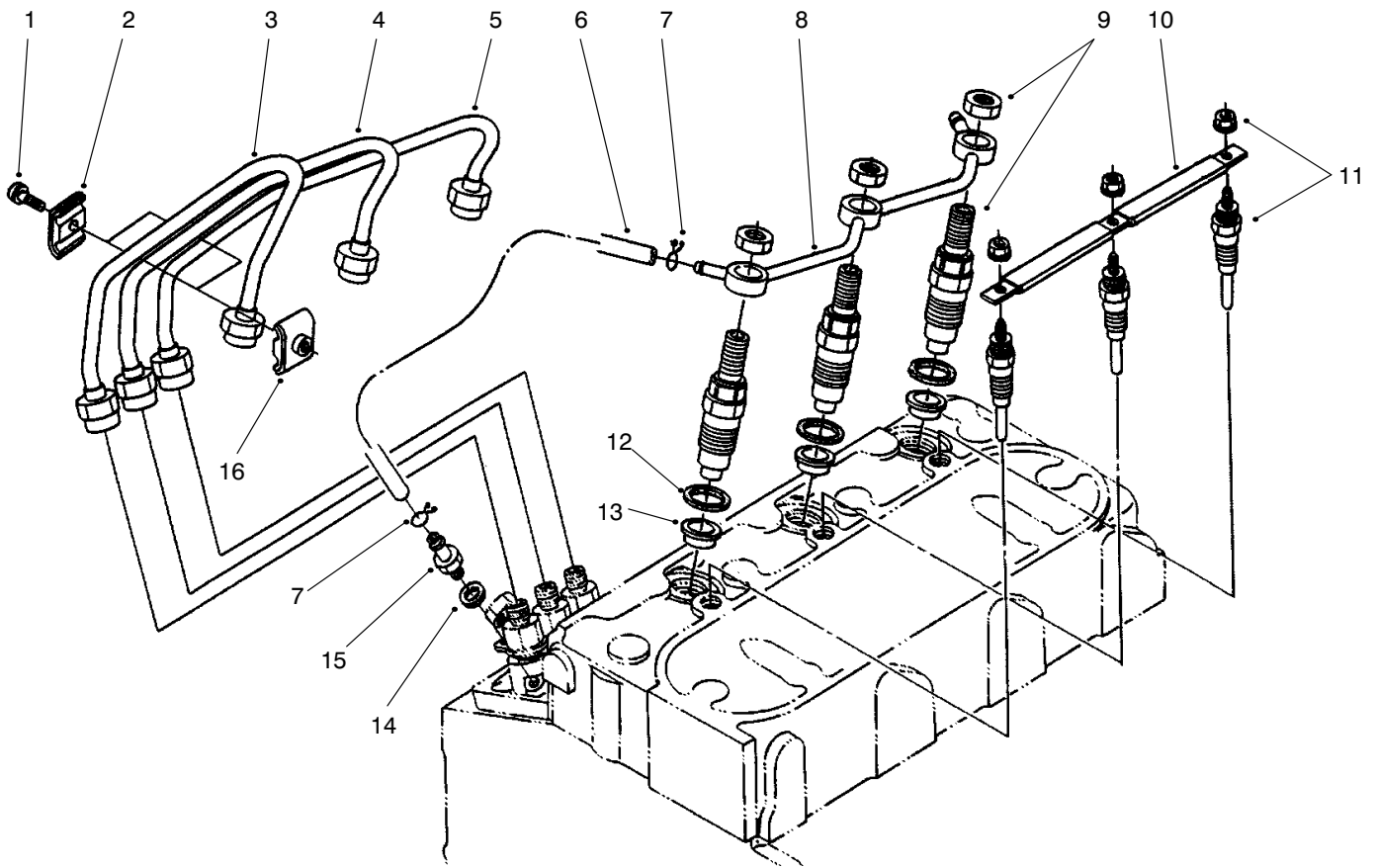


T-2922

SPEED CONTROL PLATE ASSEMBLY

Ref. No.	Part No.	Description	No. Used
1	98-9589	Nut	2
2	98-9594	Washer-Flat	2
3	98-9662	Lever-Speed Control	1
4	98-7602	Pin-Spring	2
5	98-9572	Lever-Speed Control	2
6	98-9371	O-Ring	1
7	98-7572	Nut	2
8	98-9367	Washer-Lock	2
9	98-9661	Asm-Plate, Control (Incl. Ref. #1-6, 11, 13-14, & 16-17)	1

Ref. No.	Part No.	Description	No. Used
10	98-9362	Stud	2
11	98-9658	Asm-Lever, Governor	1
12	98-9637	Gasket	1
13	98-9664	Shaft-Stop Lever	1
14	98-9472	Spring-Return	1
15	98-7692	Bolt	2
16	98-7601	Seal-Oil	1
17	98-9663	Lever-Engine Stop	1

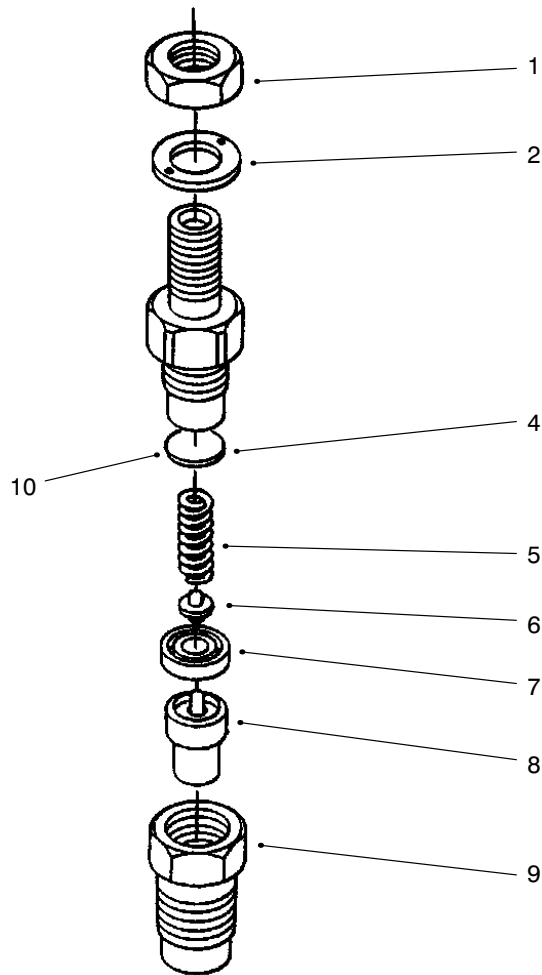


T-2923

NOZZLE HOLDER & GLOW PLUG ASSEMBLY

Ref. No.	Part No.	Description	No. Used	Ref. No.	Part No.	Description	No. Used
1	98-7684	Screw w/washer	2	9	98-9468	Asm-Holder, Nozzle	3
2	98-7683	Clamp-Pipe	2	10	98-9631	Cord-Glow Plug	1
3	98-9653	Pipe-Injection	1	11	98-9695	Plug-Glow	3
4	98-9654	Pipe-Injection	1	12	98-7676	Gasket	3
5	98-9655	Pipe-Injection	1	13	98-9694	Seat-Heat	3
6	98-9420	Asm-Pipe, Overflow (Incl. Ref. #7)	1	14	98-7654	Gasket	1
7	98-7671	Clip-Pipe	2	15	98-9431	Screw-Air Bleed	1
8	98-9620	Asm-Pipe, Overflow	1	16	98-7682	Clamp-Pipe	2

*Not Illustrated



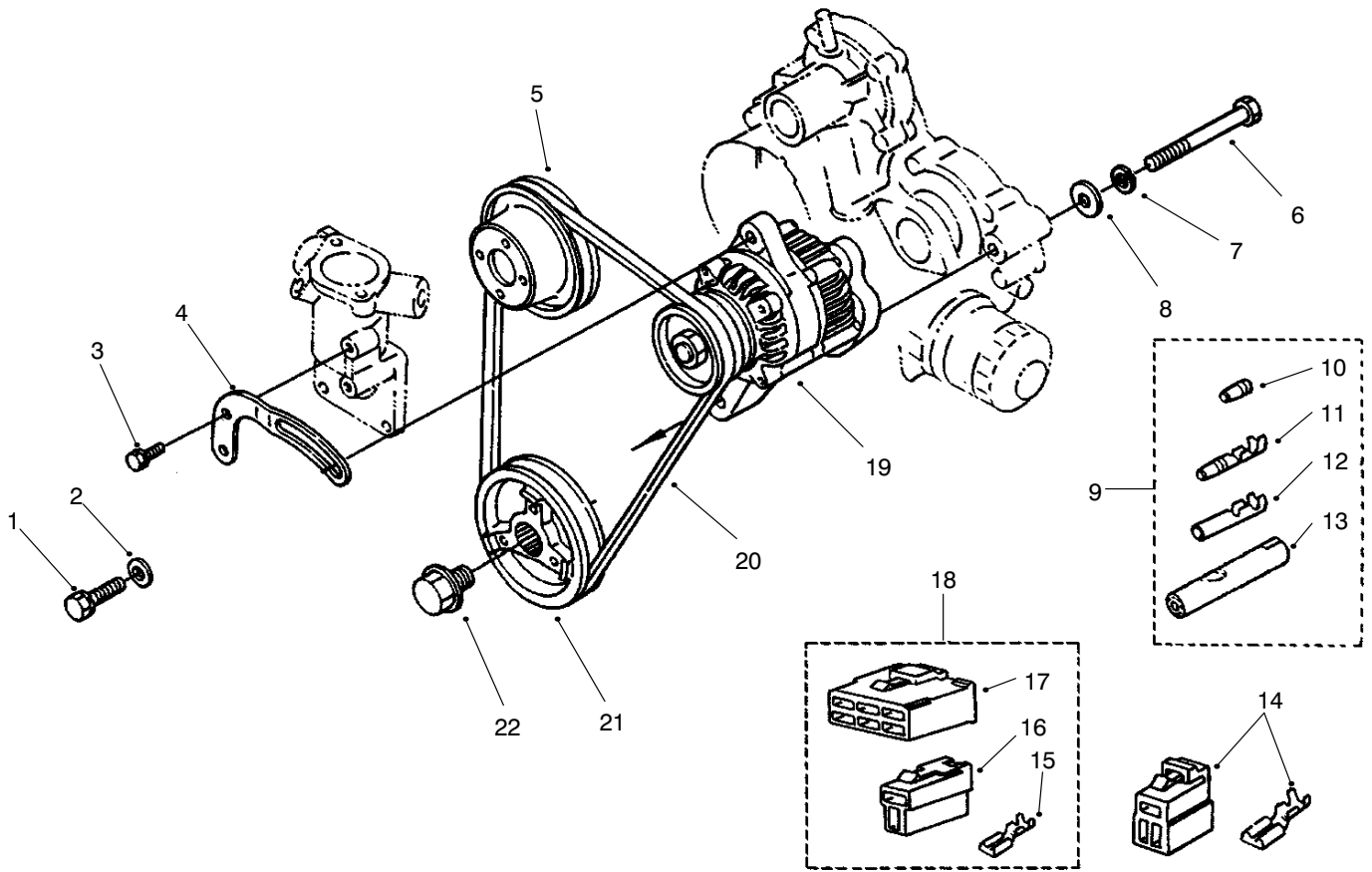
T-2924

NOZZLE HOLDER ASSEMBLY

Ref. No.	Part No.	Description	No. Used
1	98-7613	Nut	3
2	98-7668	Washer	3
4	98-7642	Washer-Adjusting	3
5	98-7647	Spring-Nozzle	3
6	98-7666	Push Rod	3
7	98-7665	Piece-Distance	3
8	98-9629	Piece-Nozzle	3
9	98-7667	Nut-Nozzle	3
10	98-9448	Asm-Washer, Adjusting	3
*	98-7642	Washer-Adj. (0.900mm)	3
*	98-7841	Washer-Adj. (0.925mm)	3
*	98-7842	Washer-Adj. (0.950mm)	3
*	98-7843	Washer-Adj. (0.975mm)	3
*	98-7844	Washer-Adj. (1.000mm)	3
*	98-7845	Washer-Adj. (1.025mm)	3
*	98-7846	Washer-Adj. (1.050mm)	3
*	98-7847	Washer-Adj. (1.075mm)	3
*	98-7848	Washer-Adj. (1.100mm)	3
*	98-7849	Washer-Adj. (1.125mm)	3
*	98-7850	Washer-Adj. (1.150mm)	3
*	98-7851	Washer-Adj. (1.175mm)	3
*	98-7852	Washer-Adj. (1.200mm)	3
*	98-7853	Washer-Adj. (1.225mm)	3
*	98-7854	Washer-Adj. (1.250mm)	3
*	98-7855	Washer-Adj. (1.275mm)	3
*	98-7856	Washer-Adj. (1.300mm)	3
*	98-7857	Washer-Adj. (1.325mm)	3

Ref. No.	Part No.	Description	No. Used
*	98-7858	Washer-Adj. (1.350mm)	3
*	98-7859	Washer-Adj. (1.375mm)	3
*	98-7860	Washer-Adj. (1.400mm)	3
*	98-7861	Washer-Adj. (1.425mm)	3
*	98-7862	Washer-Adj. (1.450mm)	3
*	98-7863	Washer-Adj. (1.475mm)	3
*	98-7864	Washer-Adj. (1.500mm)	3
*	98-7865	Washer-Adj. (1.525mm)	3
*	98-7866	Washer-Adj. (1.550mm)	3
*	98-7867	Washer-Adj. (1.575mm)	3
*	98-7868	Washer-Adj. (1.600mm)	3
*	98-7869	Washer-Adj. (1.625mm)	3
*	98-7870	Washer-Adj. (1.650mm)	3
*	98-7871	Washer-Adj. (1.675mm)	3
*	98-7872	Washer-Adj. (1.700mm)	3
*	98-7873	Washer-Adj. (1.725mm)	3
*	98-7874	Washer-Adj. (1.750mm)	3
*	98-7875	Washer-Adj. (1.775mm)	3
*	98-7876	Washer-Adj. (1.800mm)	3
*	98-7877	Washer-Adj. (1.825mm)	3
*	98-7878	Washer-Adj. (1.850mm)	3
*	98-7879	Washer-Adj. (1.875mm)	3
*	98-7880	Washer-Adj. (1.900mm)	3
*	98-7881	Washer-Adj. (1.925mm)	3
*	98-7882	Washer-Adj. (1.950mm)	3
*	98-9628	Asm-Holder, Nozzle (Incl. Ref. #1-8)	3

*Not Illustrated

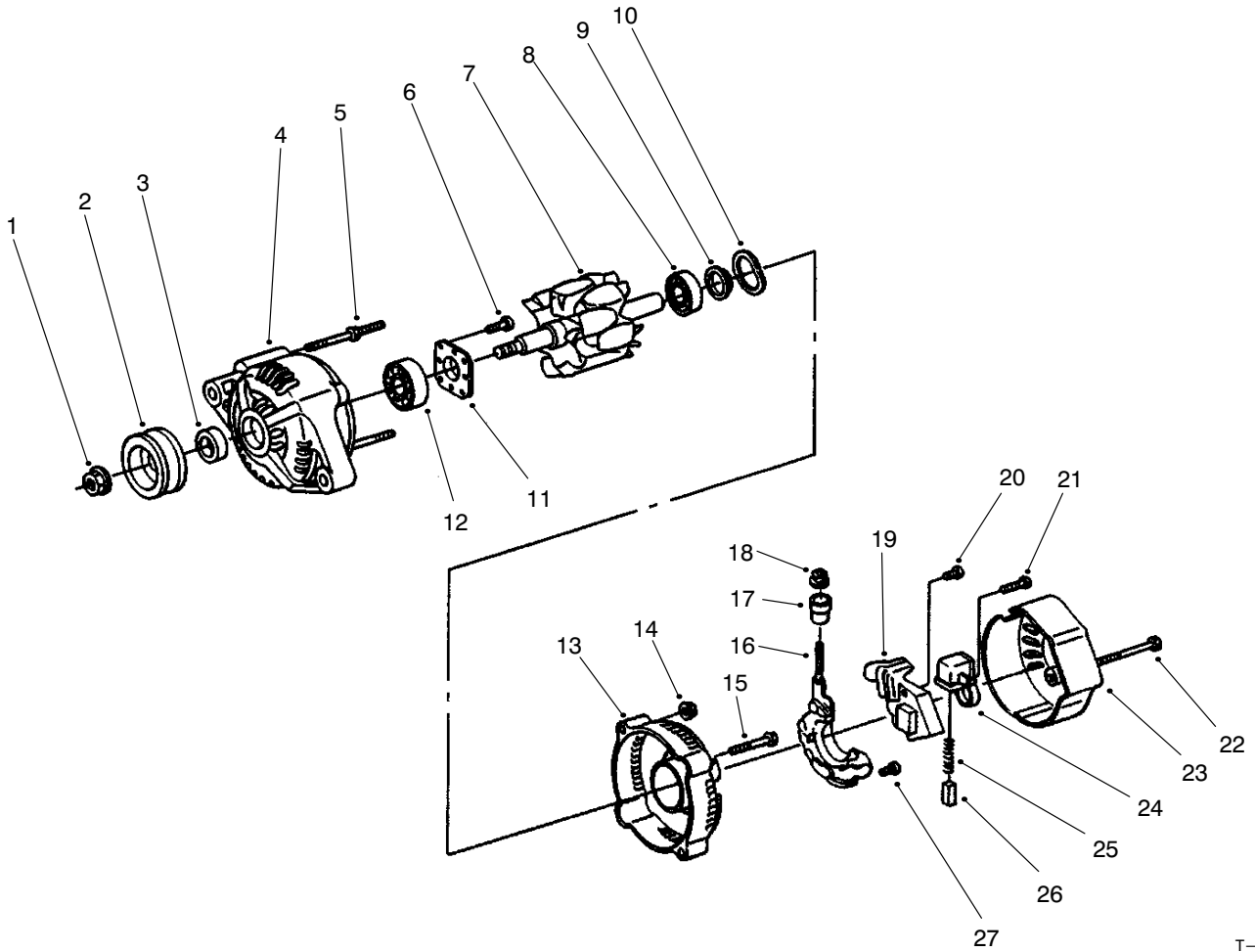


T-2926

ALTERNATOR & PULLEY ASSEMBLY

Ref. No.	Part No.	Description	No. Used
1	98-7697	Bolt	1
2	98-7698	Washer-Flat	1
3	98-7692	Bolt	1
4	98-9573	Stay-Dynamo	1
5	98-9584	Pulley-Fan	1
6	98-9360	Bolt	1
7	98-9368	Washer-Lock	1
8	98-9366	Washer-Flat	1
9	98-9700	Asm-Terminal (Incl. Ref. #10-13)	1
10	98-9701	Terminal	1
11	98-9702	Sleeve	1

Ref. No.	Part No.	Description	No. Used
12	98-9703	Terminal	1
13	98-9704	Sleeve	1
14	98-9602	Asm-Coupler, Lock	1
15	98-9699	Terminal	7
16	98-9698	Connector	1
17	98-9697	Connector	1
18	98-9696	Asm-Coupler (Incl. Ref. #15-17)	1
19	98-9474	Asm-Alternator	1
20	98-9676	V-Belt	1
21	98-9473	Pulley-Fan Drive	1
22	98-9585	Bolt	1



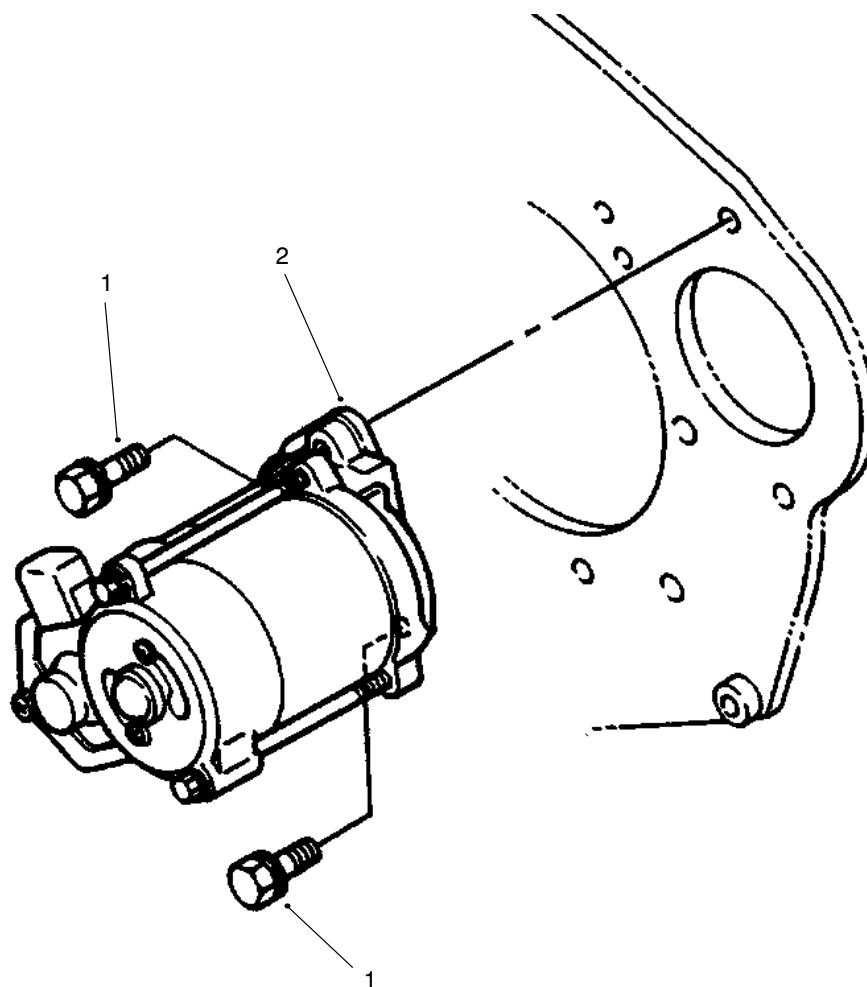
T-2927

ALTERNATOR ASSEMBLY

Ref. No.	Part No.	Description	No. Used
1	98-7708	Nut	1
2	98-9453	Pulley-Dynamo	1
3	98-7709	Collar	1
4	98-9475	Frame-Drive End	1
5	98-7717	Bolt-Through	2
6	98-7716	Screw-RH	4
7	98-7710	Rotor	1
8	98-7712	Bearing-Ball	1
9	98-7711	Cover-Bearing	1
10	98-7713	Washer-Thrust	1
11	98-7715	Plate-Retainer	1
12	98-7718	Bearing-Ball	1
13	98-7719	Frame-End	1
14	98-7730	Nut	2
15	98-7731	Bolt	2

Ref. No.	Part No.	Description	No. Used
16	98-9476	Asm-Rectifier	1
17	98-7722	Bushing-Insulation	1
18	98-7732	Nut	1
19	98-7733	Asm-Regulator	1
20	98-7726	Screw-RH	2
21	98-7728	Screw-RH	1
22	98-7729	Bolt	3
23	98-7720	Cover-End	1
24	98-7723	Holder-Brush	1
25	98-7725	Spring-Brush	2
26	98-7724	Brush	2
27	98-7727	Screw-RH	6
*	98-9474	Asm-Alternator (Incl. Ref. #1-27)	1

*Not Illustrated

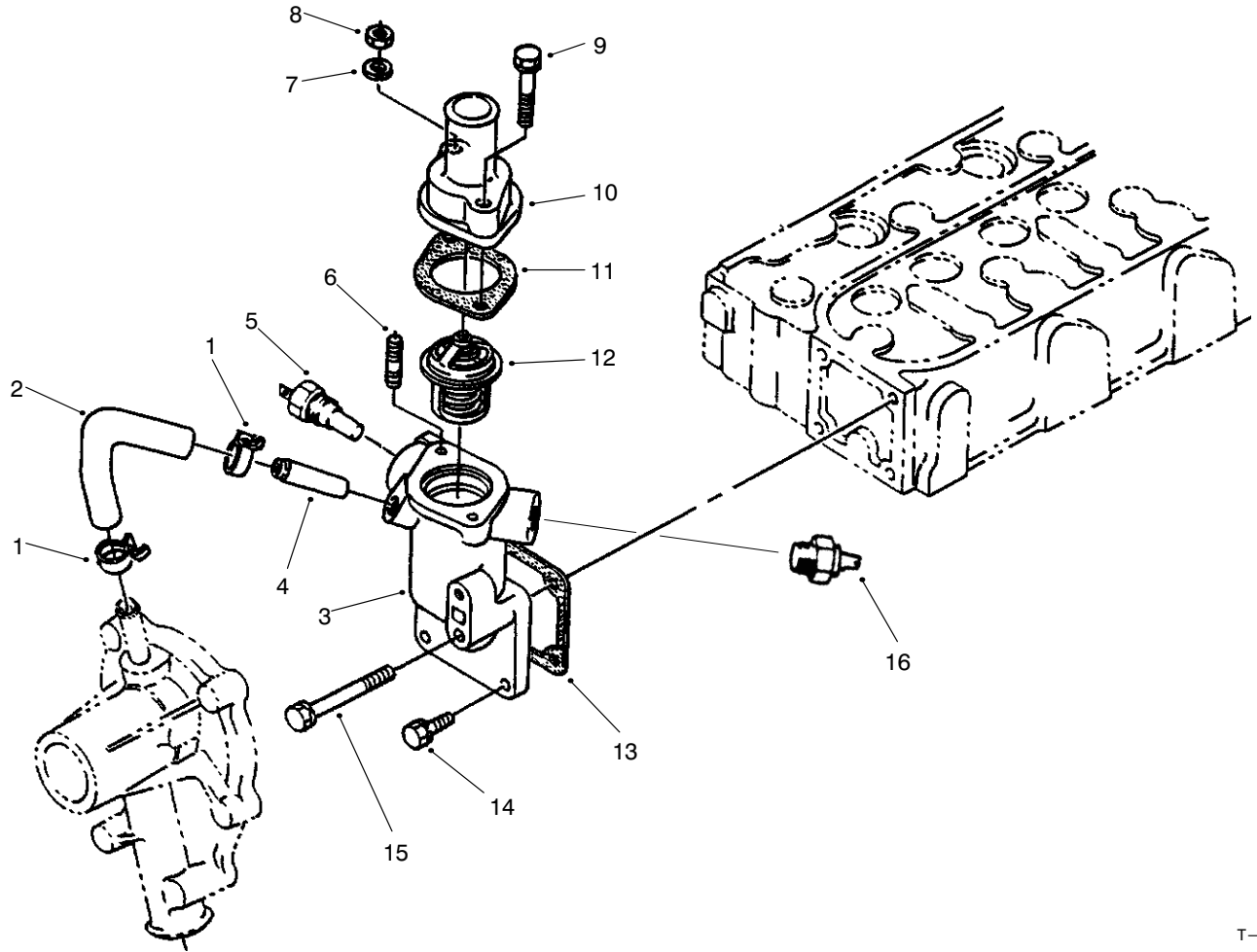


T-2928

STARTER MOUNT ASSEMBLY

Ref. No.	Part No.	Description	No. Used
1	98-7697	Bolt	2
2	98-9705	Asm-Starter	1

Ref. No.	Part No.	Description	No. Used

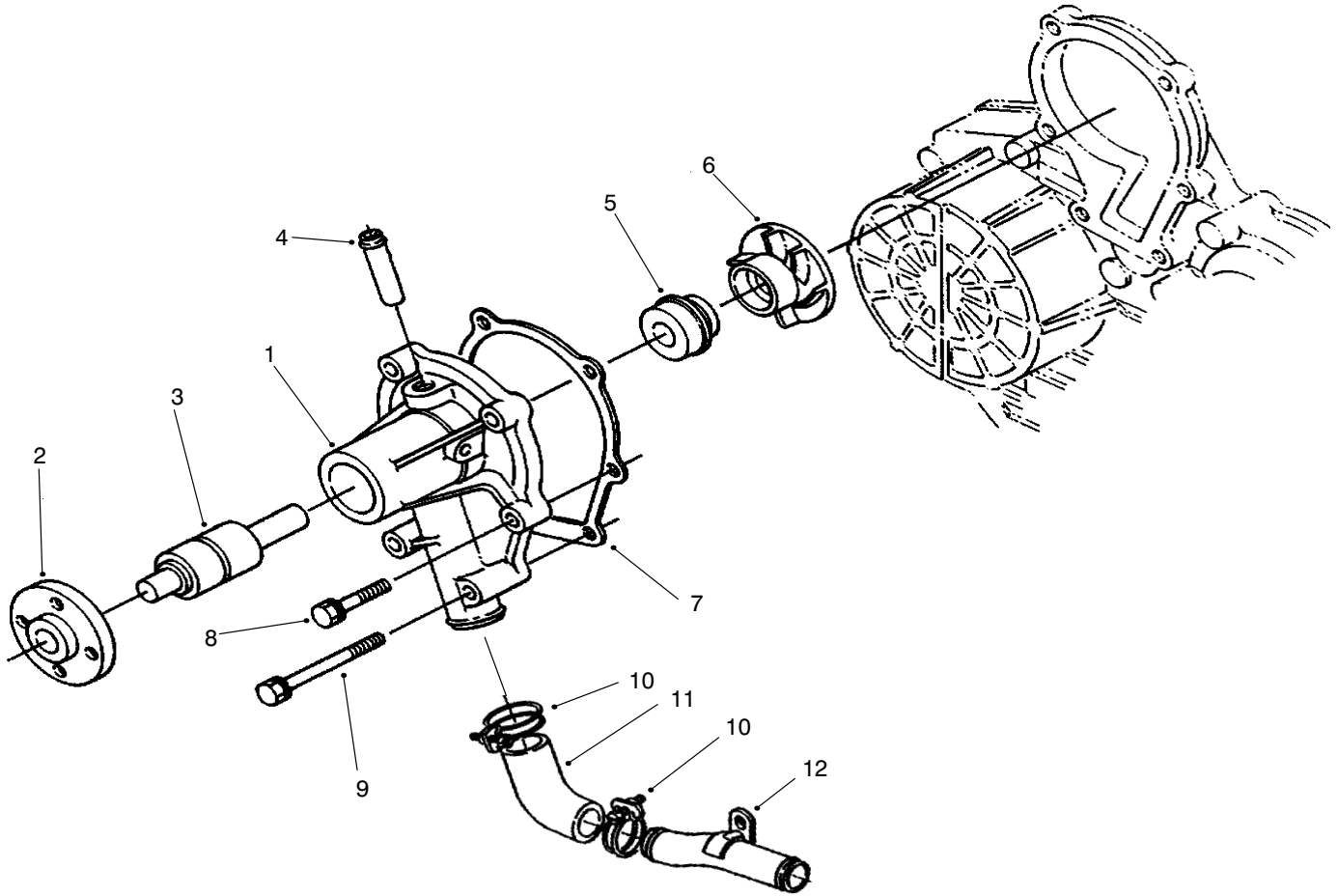


T-2930

WATER FLANGE & THERMOSTAT ASSEMBLY

Ref. No.	Part No.	Description	No. Used
1	98-9579	Band Pipe	2
2	98-9578	Pipe-Return, Water	1
3	98-9713	Asm-Flange, Water (Incl. Ref. #4)	1
4	98-9580	Pipe-Return, Water	1
5	98-9719	Thermoswitch	1
6	98-9603	Stud	1
7	98-9367	Washer-Lock	1
8	98-7572	Nut	1

Ref. No.	Part No.	Description	No. Used
9	98-9353	Bolt	2
10	98-9471	Cover-Thermostat	1
11	98-9639	Gasket	1
12	98-9715	Asm-Thermostat	1
13	98-9638	Gasket-Flange, Water	1
14	98-7692	Bolt	3
15	98-9356	Bolt	1
16	82-3110	Switch	1

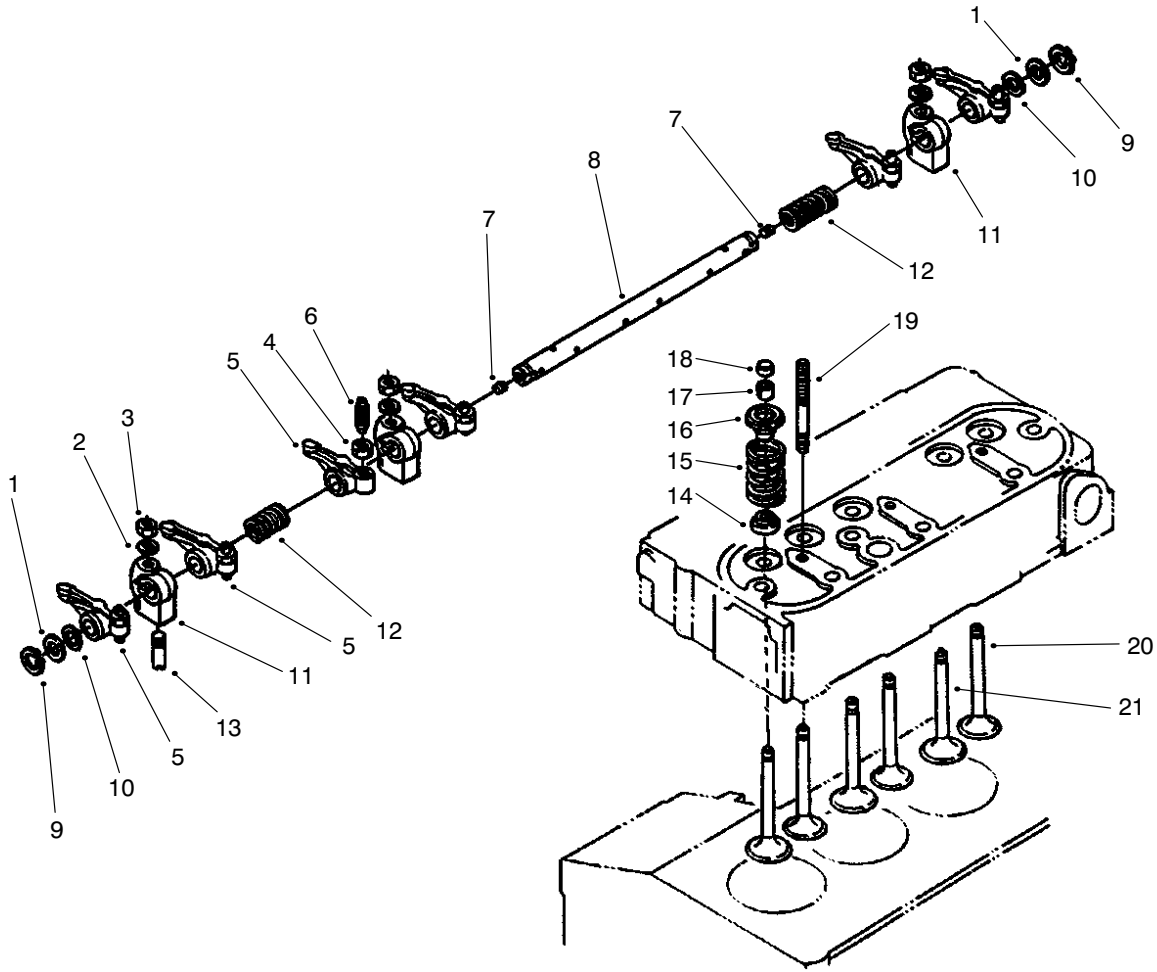


T-2931

WATER PUMP ASSEMBLY

Ref. No.	Part No.	Description	No. Used
1	98-9575	Asm-Pump, Water (Incl. Ref. #2-6)	1
2	98-9582	Flange-Pump, Water	1
3	98-9583	Bearing	1
4	98-9577	Pipe-Return, Water	1
5	98-9576	Asm-Seal	1
6	98-9581	Impeller-Water	1

Ref. No.	Part No.	Description	No. Used
7	98-9632	Gasket-Pump, Water	1
8	98-9353	Bolt	1
9	98-9357	Bolt	4
10	98-9717	Clamp	2
11	98-9574	Pipe-Water	1
12	98-9716	Pipe-Water	1

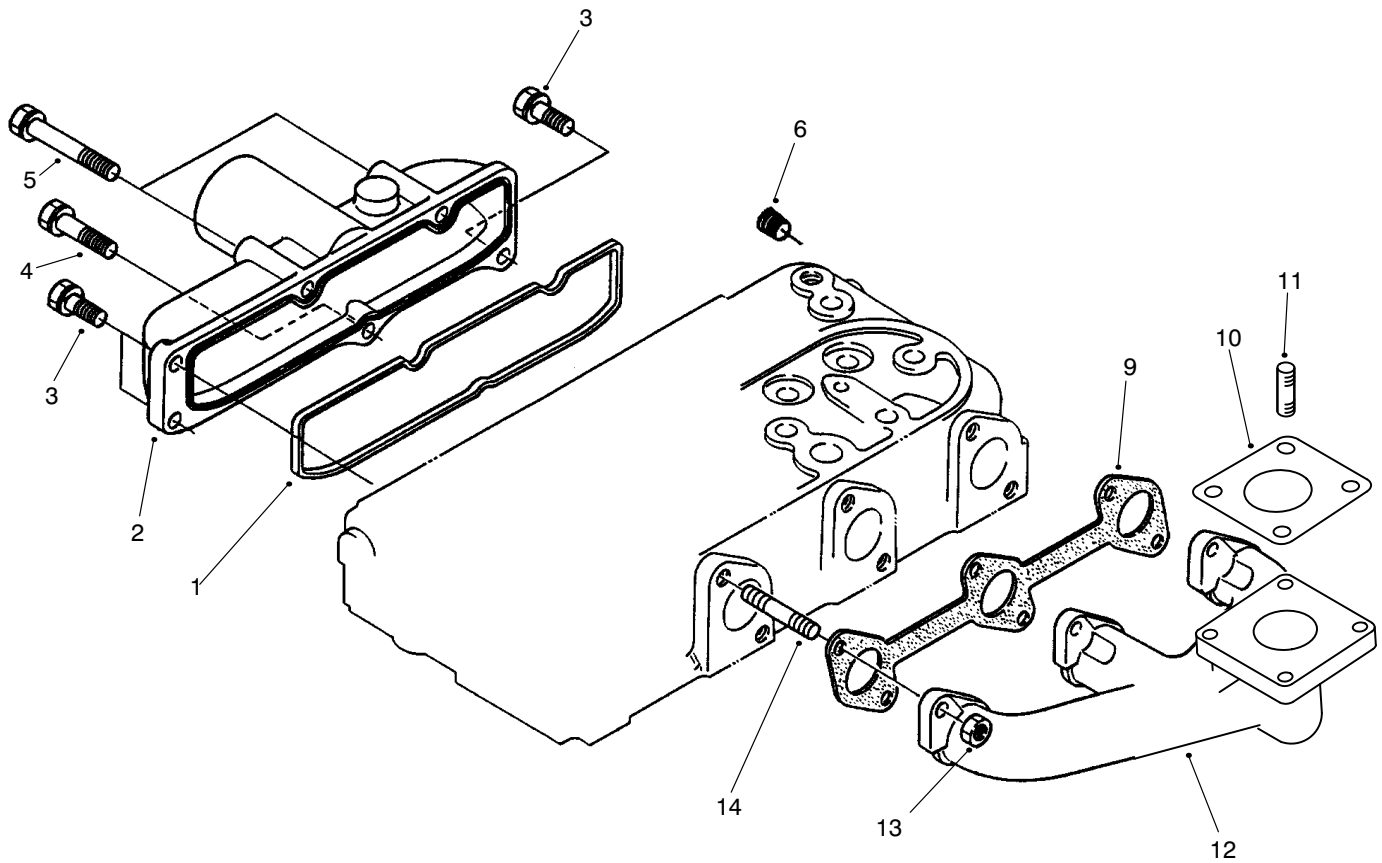


T-2932

VALVE & ROCKER ARM ASSEMBLY

Ref. No.	Part No.	Description	No. Used
1	98-9508	Washer-Shaft, Rocker Arm	2
2	98-9385	Washer-Flat	3
3	98-9393	Nut	3
4	98-9503	Nut	6
5	98-9501	Asm-Arm, Rocker (Incl. Ref. #4 & 6)	6
6	98-9502	Screw-Adjusting	6
7	98-9365	Screw-Set	2
8	98-9612	Asm-Shaft, Rocker Arm (Incl. Ref. #7)	1
9	98-9370	Clip-Circular, External	2
10	98-9507	Washer-Shaft, Rocker Arm	2

Ref. No.	Part No.	Description	No. Used
11	98-9505	Bracket-Rocker Arm	3
12	98-9504	Spring-Rocker Arm	2
13	98-9391	Screw-Set	1
14	98-9496	Seat-Valve Stem	6
15	98-9648	Spring-Valve	6
16	98-9498	Retainer-Valve Spring	6
17	98-9390	Collet-Valve Spring Set	6
18	98-9497	Cap-Valve	6
19	98-9506	Stud	3
20	98-9495	Valve-Exhaust	3
21	98-9494	Valve-Inlet	3

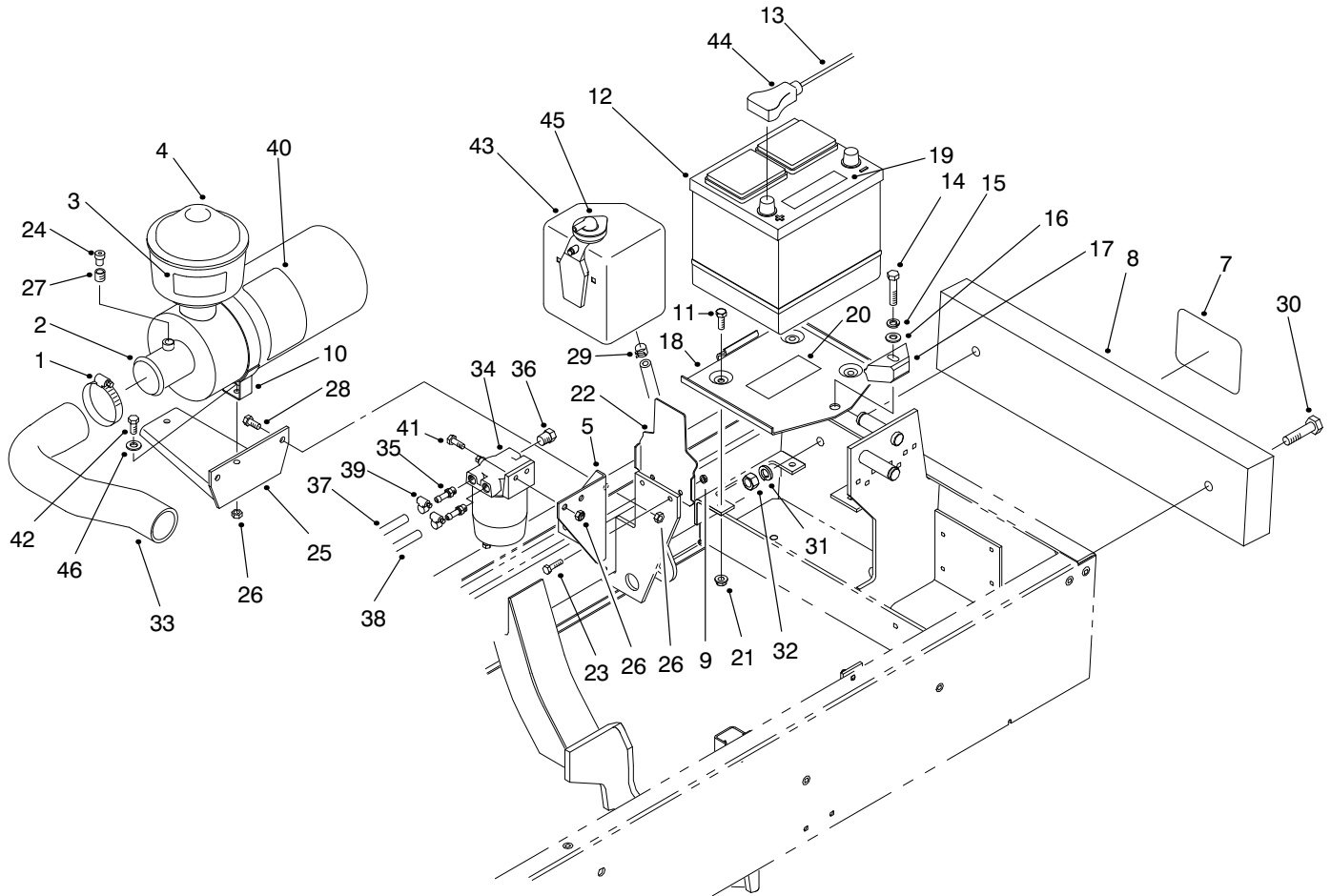


T-2925

EXHAUST MANIFOLD & GASKET ASSEMBLY

Ref. No.	Part No.	Description	No. Used
1	98-9609	Gasket-Manifold, Inlet	1
2	98-9608	Manifold-Inlet	1
3	98-7605	Bolt	3
4	98-9353	Bolt	1
5	98-9355	Bolt	2
6	98-9444	Plug	1

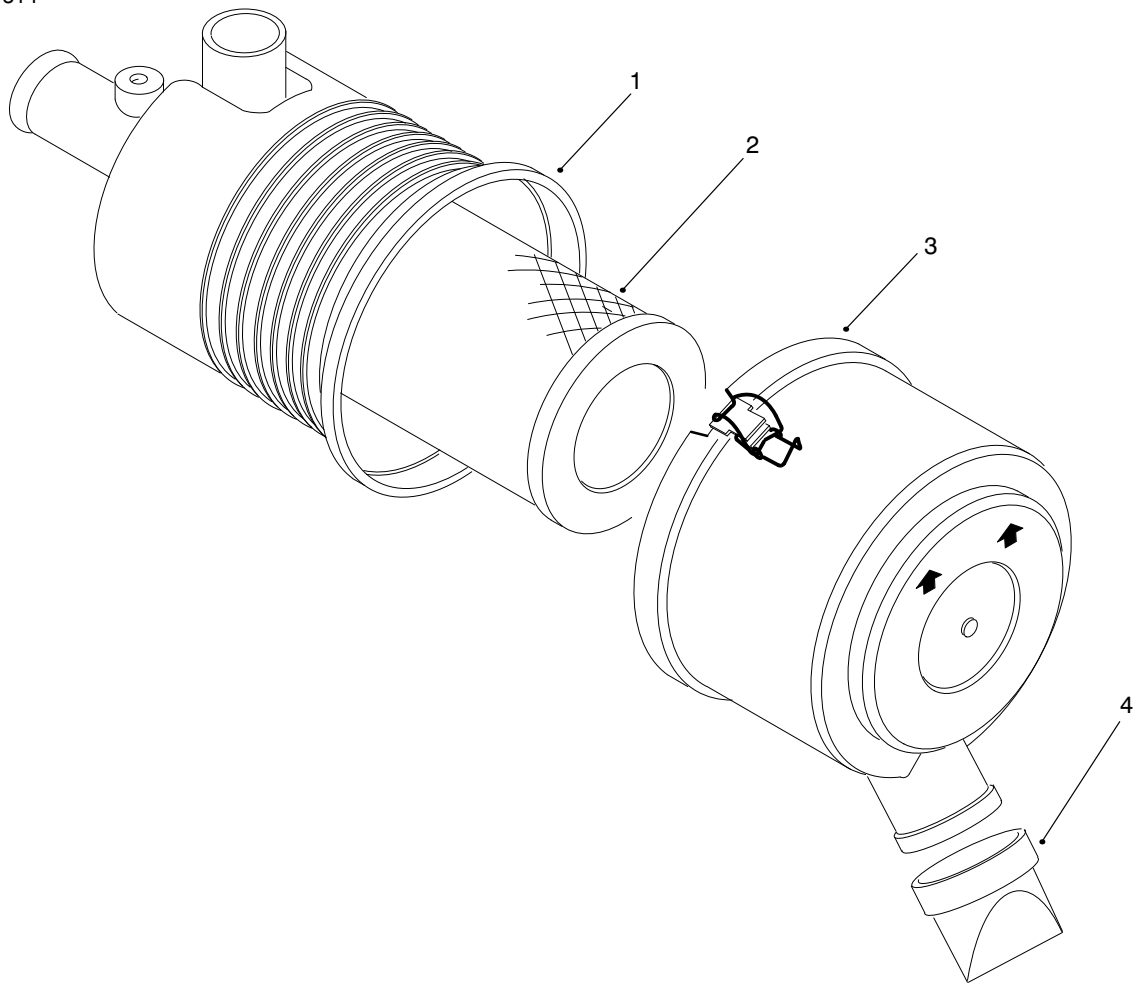
Ref. No.	Part No.	Description	No. Used
9	98-9610	Gasket-Manifold, Exhaust	1
10	98-9611	Gasket-Muffler	1
11	42-9560	Stud	4
12	98-9718	Manifold-Exhaust	1
13	98-9665	Nut	6
14	98-9588	Stud	6



T-2902

ENGINE COMPONENTS ASSEMBLY

Ref. No.	Part No.	Description	No. Used	Ref. No.	Part No.	Description	No. Used
1	2412-42	Clamp-Hose	1	24	93-9164	Indicator-Service	1
2	98-4517	Asm-Air Cleaner (Incl. Ref. #40)	1	25	98-4518	Bracket-Air Cleaner	1
3	93-6692	Decal-Starting Fluid	1	26	3296-29	Nut-Lock	8
4	48-7430	Pre-Cleaner	1	27	94-1416	Asm-Adapter, Indicator	1
5	98-4578	Bracket-Fuel Filter	1	28	322-5	Screw-HH	2
7	62-5550	Decal-Toro	1	29	92-2379	Clamp-Hose	1
8	75-6680	Bar-Weight	1	30	325-12	Screw-HH	2
9	32128-33	Nut-Lock	2	31	3253-27	Washer-Lock	2
10	98-4525	Bracket-Mount, Air Cleaner	1	32	3217-9	Nut-Hex.	2
11	322-4	Screw-HH	3	33	98-4510	Hose-Air Cleaner	1
12		Battery (Type 26, 530 Amp.)	1	34	98-9305	Filter-Water/Fuel Separator	1
13	98-4599	Asm-Battery Cable (+) (Incl. Ref. #44)	1	35	353-783	Fitting-Fuel	1
14	323-9	Screw-HH	1	36	281-13	Plug-Pipe	2
15	3253-21	Washer-Lock	1	37	71-3381	Hose-Fuel	1
16	3256-24	Washer-Flat	1	38	95-4275	Hose-Fuel	1
17	66-2490	Clamp-Battery	1	39	2412-108	Clamp	4
18	66-2330	Base-Battery	1	40	98-9788	Decal-Instructions	1
19	93-6668	Decal-Battery	1	41	3234-29	Screw	2
20	93-7276	Decal-Danger	1	42	322-6	Screw-HH	2
21	32128-20	Nut-Lock	3	43	98-9323	Asm-Expansion Tank (Incl. Ref. #45)	1
22	98-4576	Bracket-Reservoir, Water	1	44	28-1280	Boot-Cable	1
23	321-5	Screw-HH	2	45		Cap-Expansion Tank	1
				46	3256-24	Washer-Flat	2



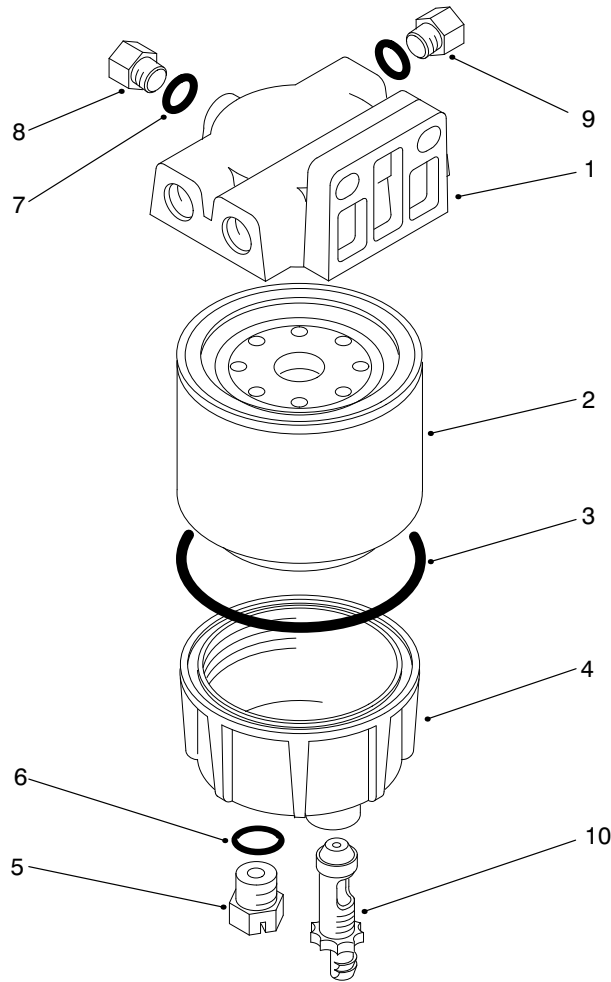
T-2903

AIR CLEANER ASSEMBLY

Ref. No.	Part No.	Description	No. Used
1		Asm-Body	1
2	98-9763	Asm-Element	1

Ref. No.	Part No.	Description	No. Used
3	98-9771	Asm-Cover	1
4	94-1414	Valve-Vacuator	1

*Not Illustrated
 †Not Serviceable Separately

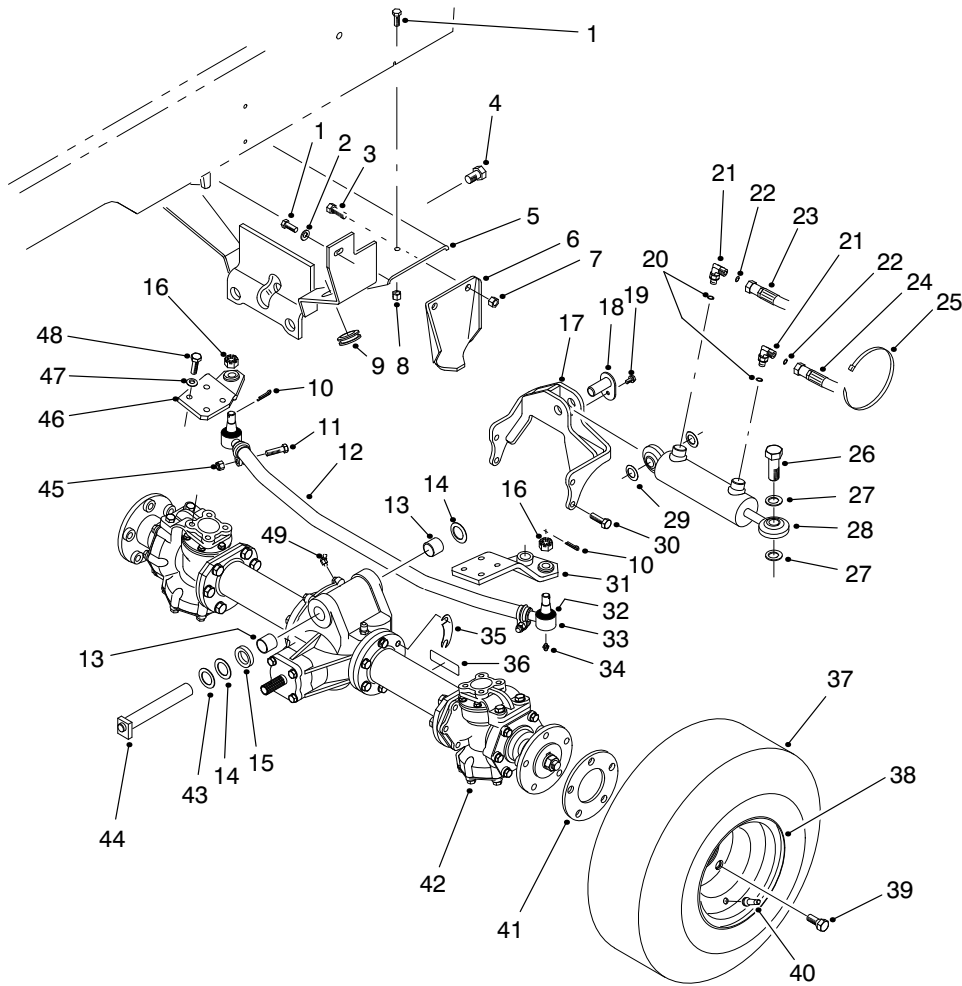


T-2904

FILTER, WATER/FUEL SEPARATOR ASSEMBLY

Ref. No.	Part No.	Description	No. Used
1	98-9772	Head-Filter	1
2	98-9764	Element-Spin On	1
3	98-9774	O-Ring, Filter Base	1
4	98-9775	Base-Filter	1
5	98-9773	Plug-Base, Filter (Incl. Ref. #6)	1

Ref. No.	Part No.	Description	No. Used
6	237-42	O-Ring	1
7	237-78	O-Ring	1
8	98-9776	Plug-Head, Filter (Incl. Ref. 37)	1
9	285-22	Plug-Pipe	1
10	98-9777	Asm-Valve, Drain	1



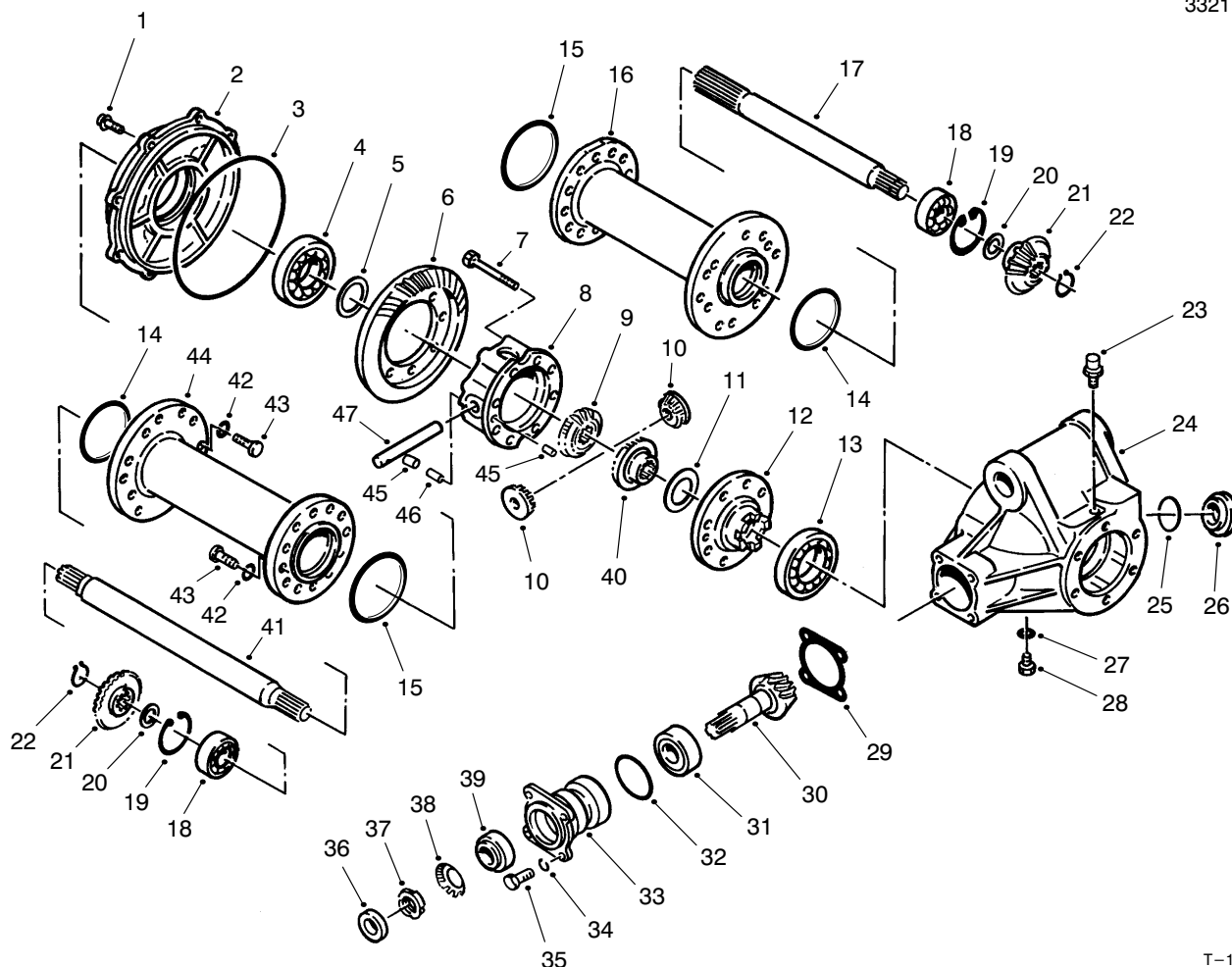
T-1325-1

REAR AXLE INSTALLATION ASSEMBLY

Ref. No.	Part No.	Description	No. Used
1	323-7	Screw-HH	4
2	3256-24	Washer-Flat	2
3	325-5	Screw-HH	4
4	327-2	Screw-HH	1
5	75-1100	Support-Axle	1
6	83-5110	Stop-Axle	2
7	3296-23	Nut-Lock	4
8	3296-39	Nut-Lock	2
9	237-165	Grommet	2
10	3272-11	Pin-Cotter	1
11	323-9	Screw-HH	2
12	83-5020	Asm-Tube & Clamp	1
13	67-1750	Bushing-Sleeve	2
14	56-2460	Washer-Flat	2
15	83-5040	Washer	1
16	32136-13	Nut-Slotted	2
17	83-5100	Support-Cylinder	1
18	83-5150	Pin-Cylinder	1
19	32144-4	Screw-TAP	1
20	237-78	O-Ring	2
21	340-132	Fitting-Hydraulic 90° (Incl. Ref. #20 & 22)	2
22	237-21	O-Ring	2
23	75-6220	Hose-Hydraulic	1
24	75-6230	Hose-Hydraulic	1
25	3290-378	Tie-Cable	1
26	82-6910	Screw-HH	4

Ref. No.	Part No.	Description	No. Used
27	67-9410	Washer-Thrust	2
28	83-5030	Asm-Hydraulic Cylinder	1
29	83-5160	Shim	2
30	48-9480	Screw-HH	4
31	83-4930	Arm-Steering LH	1
32	71-4760	Seal-Tie Rod End	2
33	71-4740	Asm-Tie Rod End (Incl. Ref. #16, 32 & 34)	2
34	302-55	Fitting-Grease	2
35	83-5180	Shim-Axle	2
36	93-6697	Decal-Lube	1
37	231-141	Tire	2
38	217-121	Rim	2
39	71-4450	Bolt-Wheel	10
40	232-35	Valve-Stem	2
41	83-7460	Spacer-Wheel	2
42	68-6823	Asm-Axle	1
43	5-1226	Washer	2
44	75-4180	Pin-Rear Axle	1
45	3296-39	Nut-Lock	2
46	83-4950	Arm-Steering RH	1
47	48-9220	Washer-Flat	8
48	48-7780	Screw-HH	8
49	302-11	Fitting-Grease	1
*	83-5010	Asm-Tie Rod (Incl. Ref. #11, 12, 16, 32-34 & 45)	1

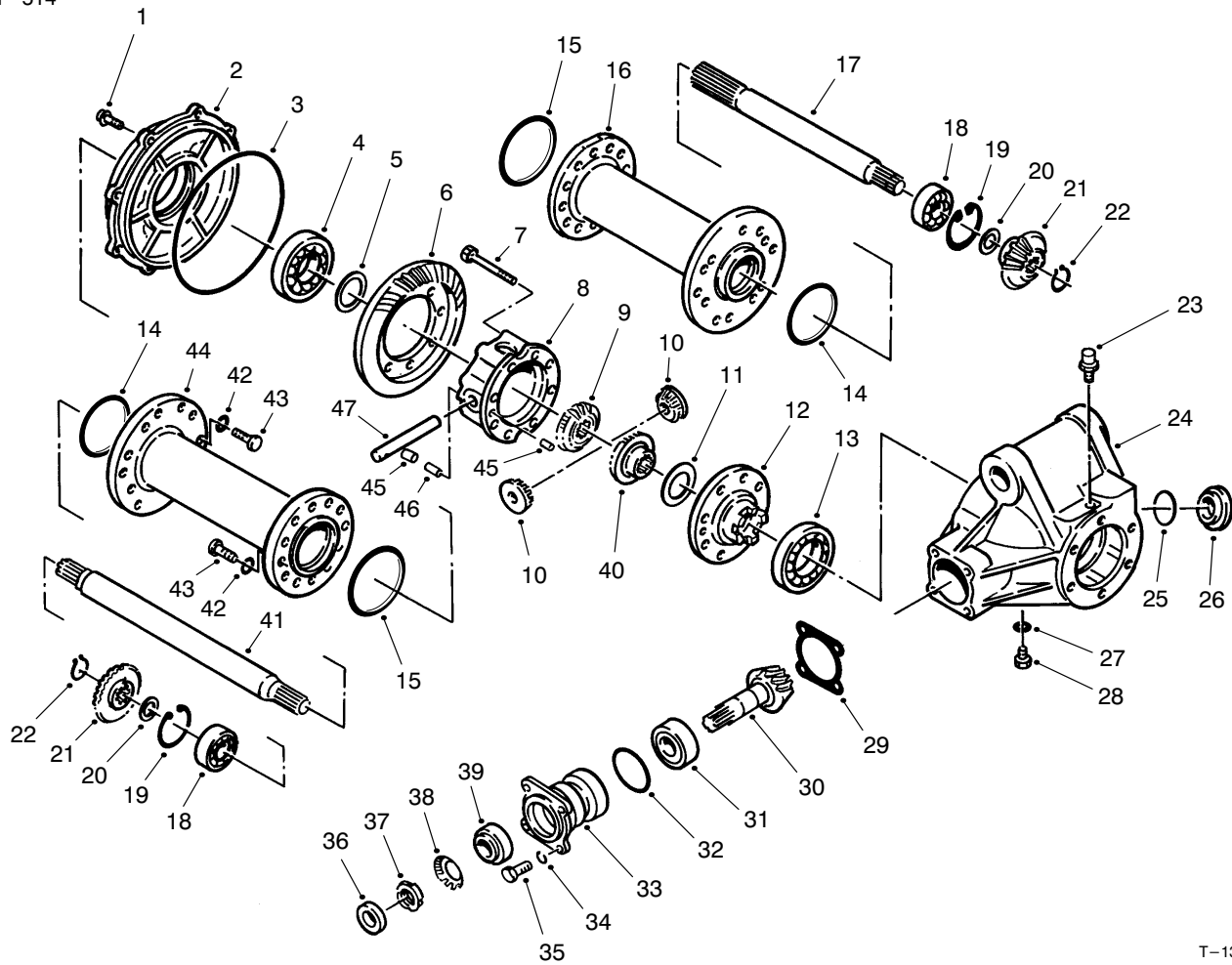
*Not Illustrated



T-1305-1

REAR AXLE ASSEMBLY NO. 68-6823

Ref. No.	Part No.	Description	No. Used	Ref. No.	Part No.	Description	No. Used
1	72-5800	Bolt	8	22	72-5370	Ring-Retaining	2
2	72-4880	Cover	1	23	72-5130	Vent	1
3	72-4890	O-Ring	1	24	72-4870	Case-Differential	1
4	251-344	Bearing-Ball	1	25	72-5140	O-Ring	1
5	72-4960	Shim .1 mm	1	26	72-5150	Plug	1
*	72-4970	Shim .15 mm	1	27	72-5840	Gasket	1
*	72-4980	Shim .5 mm	1	28	72-5820	Plug	1
*	72-4990	Shim .8 mm	1	29	72-5160	Shim .1 mm	1
*	72-5000	Shim 1.0 mm	1	*	72-5170	Shim .15 mm	1
*	72-5010	Shim 1.2 mm	1	*	72-5180	Shim .5 mm	1
6		Gear-Bevel	1	*	72-5190	Shim .8 mm	1
7	72-5810	Bolt	8	*	72-5200	Shim 1.0 mm	1
8	72-4900	Case-Differential	1	*	72-5210	Shim 1.2 mm	1
9	72-4930	Gear-Side, Differential	1	30		Gear-Pinion	1
10	72-4950	Gear-Pinion, Differential	2	31	254-108	Bearing-Roller, Tapered	1
11	72-5040	Washer-Gear, Diff.	1	32	72-5460	O-Ring	1
12	72-4910	Flange-Case, Diff.	1	33	83-5350	Case-Bearing	1
13	251-345	Bearing-Ball	1	34	42-9850	Washer-Lock	8
14	93-3664	O-Ring	2	35	48-9460	Bolt-HH	4
15	93-3665	O-Ring	2	36	83-5360	Seal-Oil	1
16	83-5270	Tube-Axle, RH	1	37	83-5340	Nut-Bearing	1
17	83-5280	Axle-RH	1	38	83-5330	Washer-Bearing	1
18	251-350	Bearing-Ball	2	39	254-109	Bearing-Roller, Tapered	1
19	72-5360	Ring-Retaining	2	40	72-4940	Gear-Side, Differential	1
20	72-5100	Spacer	2	41	83-5310	Axle-LH	1
21	72-5090	Gear-Bevel	2	42	42-9600	Washer-Lock	24

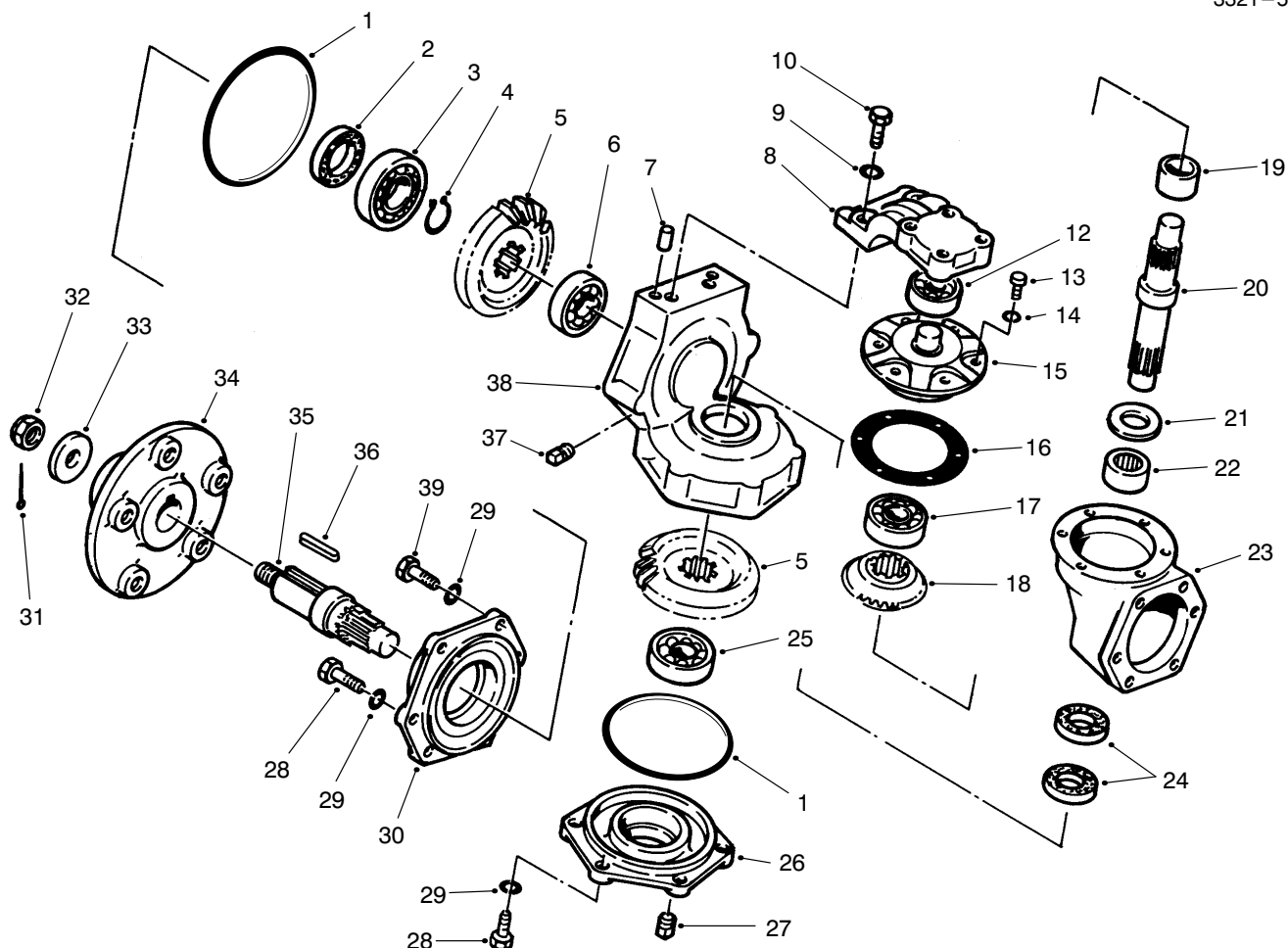


T-1305-1

REAR AXLE ASSEMBLY NO. 68-6823 (Continued)

Ref. No.	Part No.	Description	No. Used
43	48-9470	Bolt	24
44	83-5290	Tube-Axle, LH	1
45	72-5030	Pin-Dowel	2
46	72-5440	Pin-Spring	1

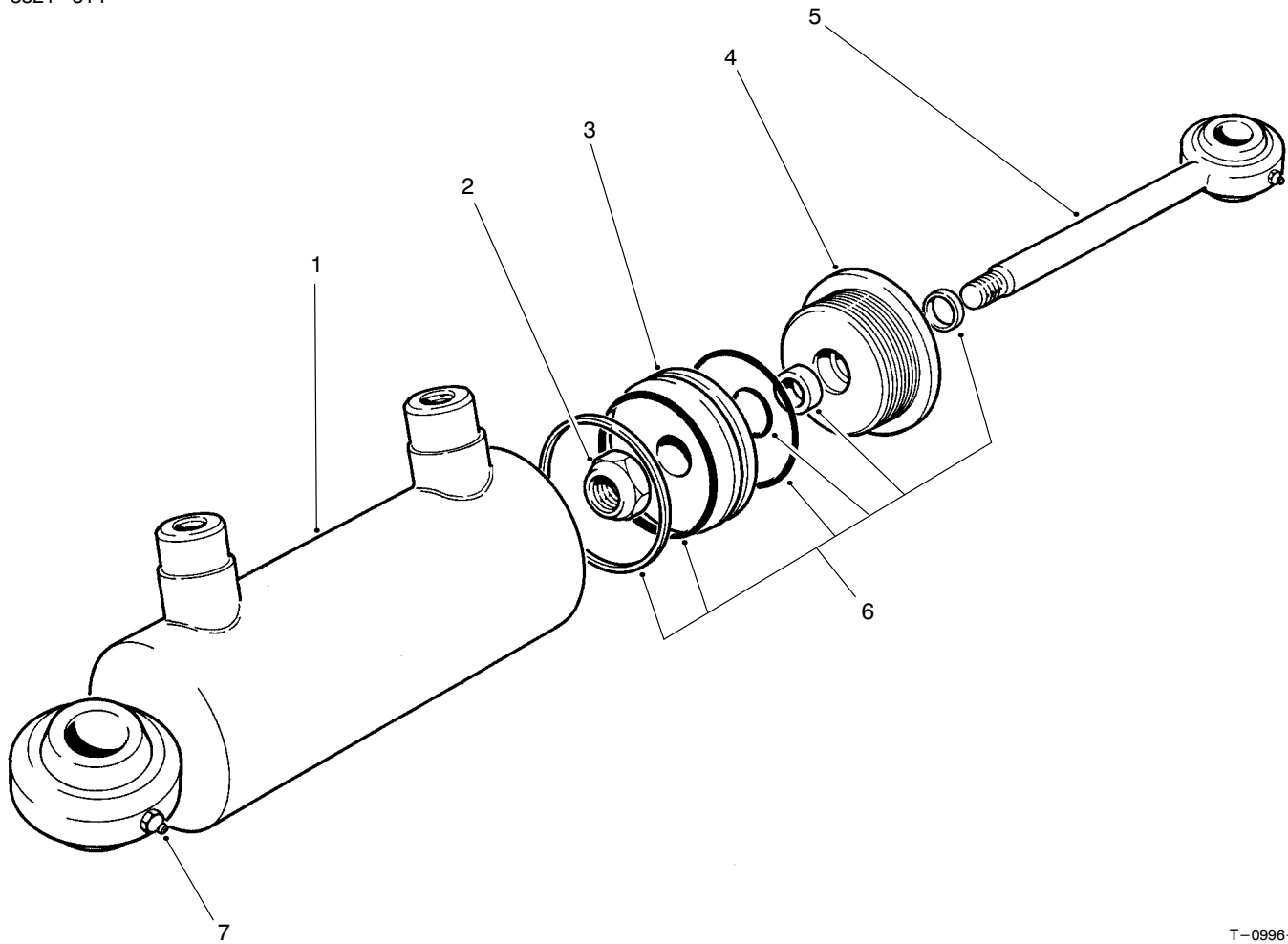
Ref. No.	Part No.	Description	No. Used
47	72-5020	Shaft-Pinion	1
*	83-5370	Asm-Ring & Pinion (Incl. Ref.#6 & 30)	1



T-0912-1

REAR AXLE ASSEMBLY NO. 68-6823 (Continued)

Ref. No.	Part No.	Description	No. Used	Ref. No.	Part No.	Description	No. Used
1	93-3670	O-Ring	4	21	93-3668	Washer-Thrust	2
2	72-5740	Seal-Oil	2	22	93-3669	Bearing-Needle	2
3	251-348	Bearing-Ball	2	23	93-3666	Gear Box-Axle	2
4	72-5720	Ring-Retaining	2	24	72-5730	Seal-Oil	4
5	72-5580	Gear-Bevel	4	25	251-263	Bearing-Ball	2
6	251-8	Bearing-Ball	2	26	72-5550	Cover	2
7	93-3671	Pin-Dowel	4	27	281-10	Plug-Socket, Hex.	2
8	93-3672	Arm-Knuckle	2	28	48-9460	Screw-HH	20
9	42-9600	Washer-Lock	28	29	42-9850	Washer-Lock	28
10	48-9470	Screw-HH	4	30	72-5540	Case-Knuckle	2
12	251-347	Bearing-Ball	2	31	3272-17	Pin-Cotter	2
13	72-5790	Screw-HH	12	32	72-5770	Nut-Castle	2
14	43-5930	Washer-Lock	12	33	72-5660	Washer-Shaft, Wheel	2
15	72-5590	Retainer-Bearing	2	34	72-5650	Hub-Wheel	2
16	72-5630	Gasket	2	35	72-5570	Shaft-Axle, Outer	2
17	251-349	Bearing-Ball	2	36	72-5780	Key	2
18	72-5090	Gear-Bevel	2	37	281-7	Plug-Pipe, Square Hd.	2
19	72-5680	Spacer	2	38	93-3667	Case-Knuckle	2
20	72-5560	Pin-King, Knuckle	2	39	48-7710	Screw-HH	4



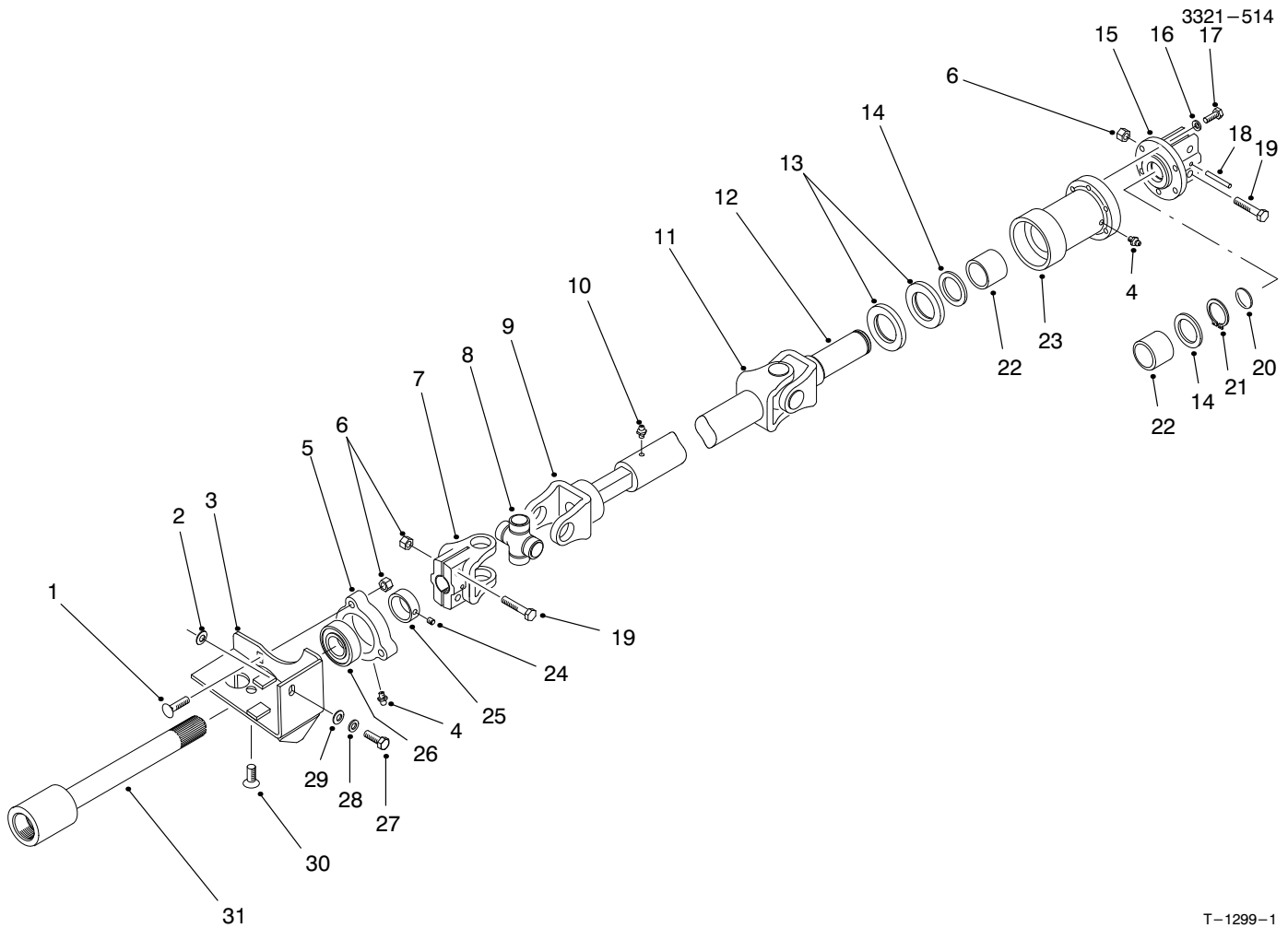
T-0996-1

HYDRAULIC CYLINDER NO. 83-5030

Ref. No.	Part No.	Description	No. Used
†1		Asm-Barrel	1
2	75-1210	Nut-Lock	1
3	75-1220	Piston	1
4	75-1260	Head-Internal	1

Ref. No.	Part No.	Description	No. Used
5	83-5380	Asm-Piston Rod	1
6	75-1250	Seal Kit	1
7	302-5	Fitting-Grease	2

†Not Serviced Separately



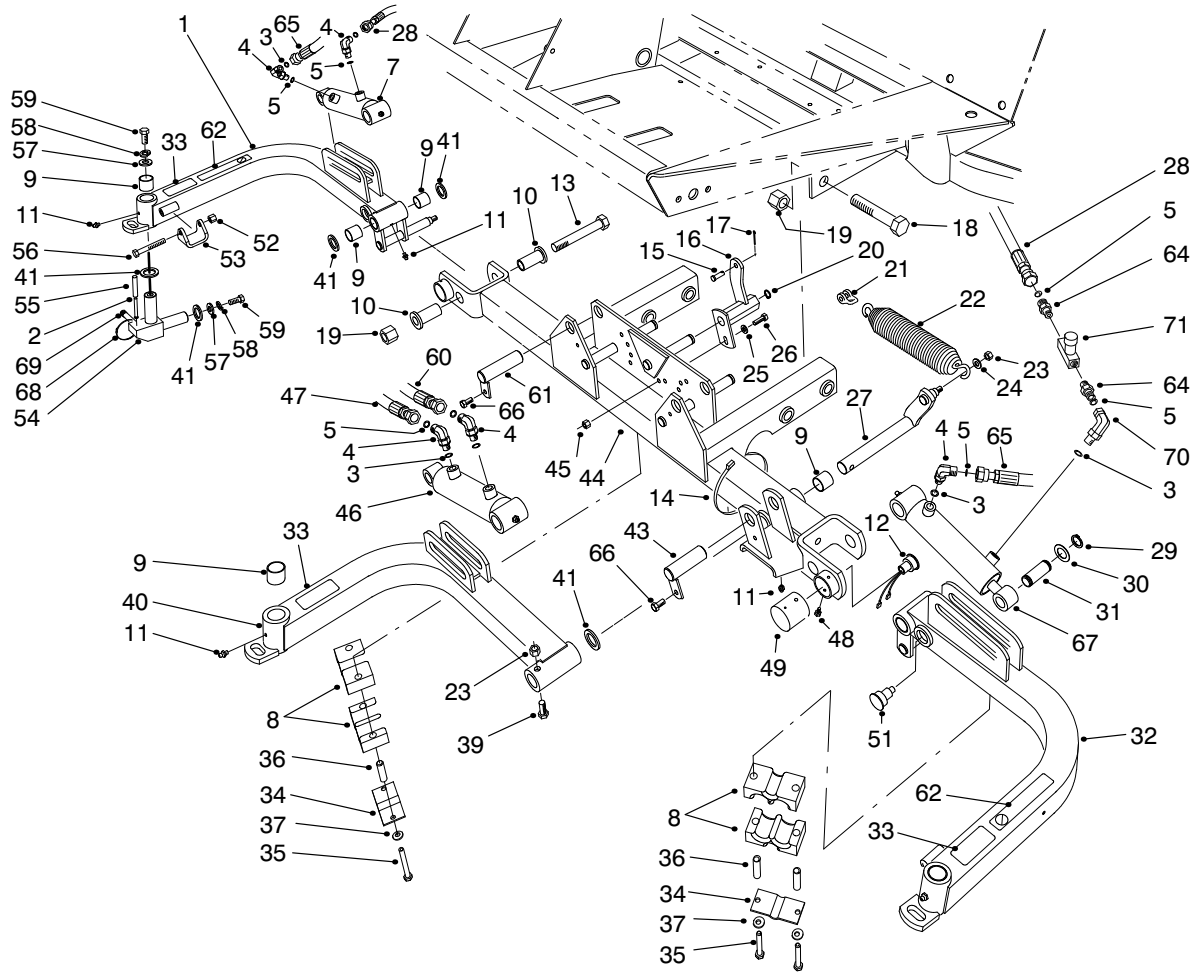
T-1299-1

DRIVE SHAFT ASSEMBLY

Ref. No.	Part No.	Description	No. Used
1	3230-3	Bolt-Carriage	3
2	83-7470	Shim	2
3	83-4970	Bracket-Bearing	1
4	302-5	Fitting-Grease	2
5	76-2460	Asm-Bearing (Incl. Ref. #4 & 24-26)	1
6	3296-29	Nut-Lock	7
7	54-9090	Yoke-End	1
8	54-9180	Kit-Universal Joint	2
9	72-3420	Shaft-Slip Yoke	1
10	302-58	Fitting-Grease	1
11	83-5260	Tube-Slip Yoke	1
12	72-3440	Yoke-Shaft	1
13	253-155	Seal	2
14	71-4590	Washer-Thrust	2
15	76-4690	Asm-Axle Coupling (Incl. Ref. #6 & 19)	1
16	3253-3	Washer-Lock	6

Ref. No.	Part No.	Description	No. Used
17	3274-8	Screw-HH	6
18	32121-34	Pin-Roll	1
19	322-8	Screw-HH	4
20	284-3	Plug-Welch	1
21	32151-87	Ring-Retaining	1
22	71-4580	Clutch-Roller	2
23	71-4570	Housing-Clutch	1
24	3245-35	Screw-Set	1
25	251-77	Collar-Locking	1
26	251-337	Bearing-Ball	1
27	48-9460	Screw-HH	1
28	42-9850	Washer-Lock	1
29	48-8030	Washer-Flat	1
30	3274-34	Screw-Socket Flat Hd.	1
31	83-4900	Shaft-Traction	1
*	83-5190	Asm-Drive Shaft (Incl. Ref. #7-12)	1

*Not Illustrated



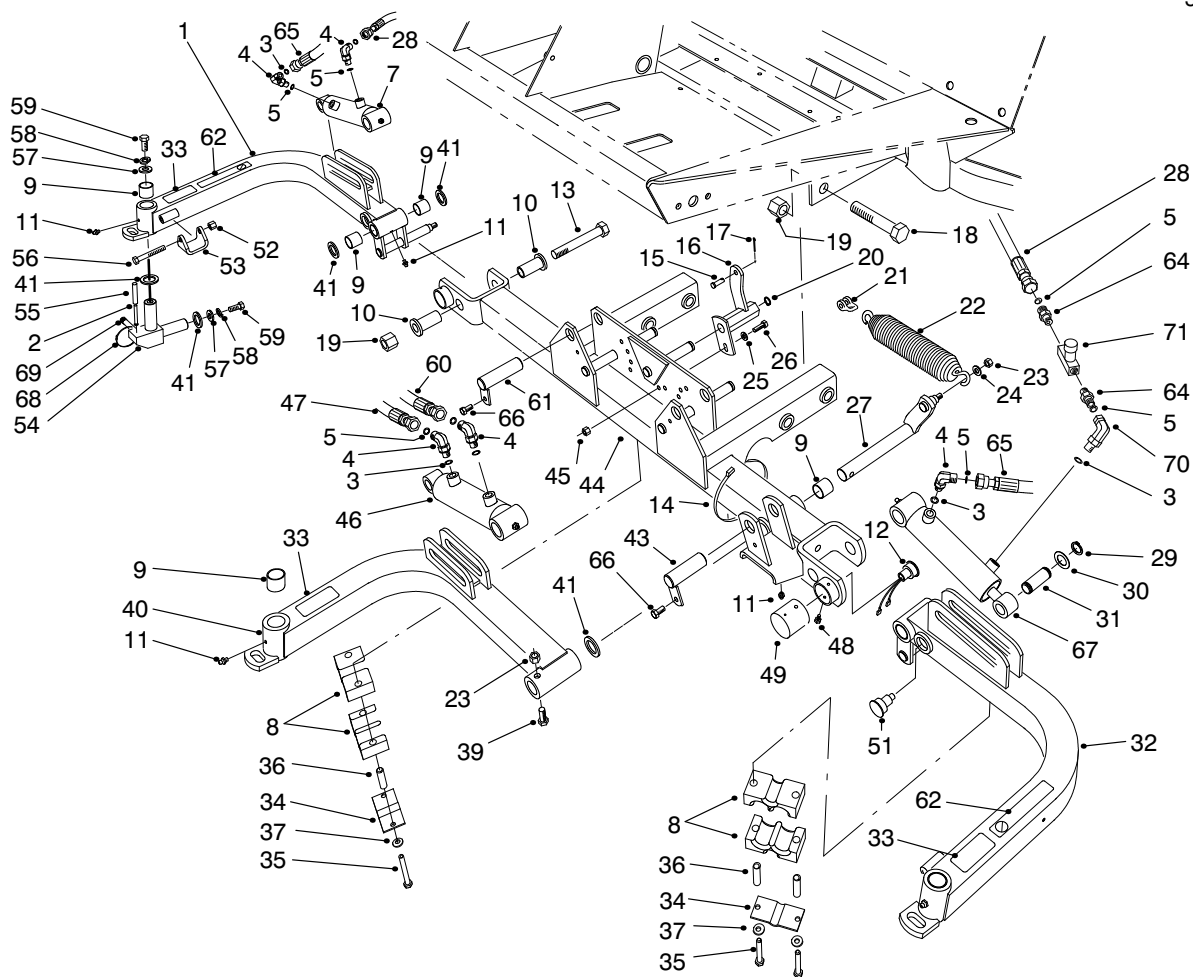
T-1059-4

FRONT LIFT ARMS ASSEMBLY

Ref. No.	Part No.	Description	No. Used
1	94-5598	Asm-Lift Arm RH (Incl. Ref. #9 & 11)	1
2	32121-27	Pin-Roll	3
3	237-78	O-Ring	6
4	340-132	Fitting-Hydraulic 90° (Incl. Ref. #3 & 5)	5
5	237-21	O-Ring	8
7	98-8069	Asm-Hydraulic Cylinder	1
8	82-8170	Clamp-Hose	8
9	67-1750	Bushing-Sleeve	12
10	84-8320	Insert-Hinge	4
11	302-5	Fitting-Grease	6
12	92-8002	Sensor-Reed Switch	1
13	328-12	Screw-HH	2
14	3290-379	Tie-Cable	3
15	283-6	Pin-Clevis	3
16	75-5210	Bracket-Spring Center	1
*	75-5200	Bracket-Spring RH	1
*	75-5220	Bracket-Spring LH	1
17	3272-10	Pin-Cotter	3
18	328-7	Screw-HH	4
19	3296-51	Nut-Lock	6
20	32151-48	Ring-Retaining	3

Ref. No.	Part No.	Description	No. Used
21	282-4	Clevis-Spring	3
22	5-0743	Spring-Extension	3
23	3296-44	Nut-Lock	4
24	3256-24	Washer-Flat	3
25	3256-23	Washer-Flat	3
26	322-5	Screw-HH	3
27	75-4550	Shaft-Center Arm Pivot	1
28	75-5890	Hose-Hydraulic	2
29	32120-93	Ring-Retaining	6
30	3-6498	Washer-Thrust	6
31	75-5350	Pin-Cylinder Rod End	3
32	94-5800	Asm-Lift Arm LH (Incl. Ref. #9 & 11)	1
33	93-6696	Decal-Warning	3
34	93-7961	Clamp-Rubber	3
35	322-13	Screw-HH	6
36	93-7960	Spacer	6
37	3256-70	Washer-Flat	6
39	323-11	Screw-HH	1
40	94-5802	Asm-Lift Arm, Center (Incl. Ref. #9 & 11)	1
41	256-115	Washer-Thrust	11
43	83-6790	Pin-Cylinder (Short)	1

*Not Illustrated

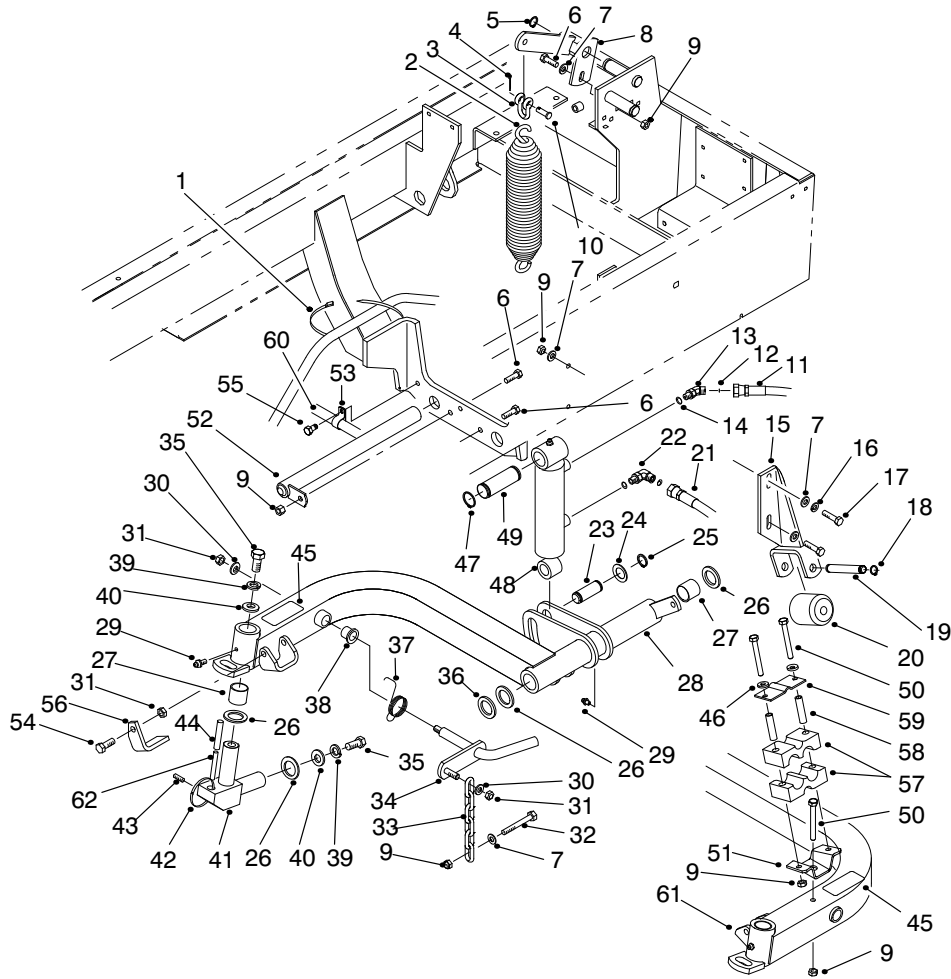


T-1059-4

FRONT LIFT ARMS ASSEMBLY (Continued)

Ref. No.	Part No.	Description	No. Used	Ref. No.	Part No.	Description	No. Used
44	94-5808	Asm-Carrier Frame (Incl. Ref. #9 & 11)	1	60	75-5910	Hose-Hydraulic	1
45	3296-29	Nut-Lock	3	61	83-6780	Pin-Cylinder (Long)	2
46	93-9310	Asm-Hydraulic Cylinder	1	62	93-6687	Decal-No Step	2
47	75-5900	Hose-Hydraulic	1	64	340-13	Fitting-Straight (Incl. Ref. #5)	2
48	32104-76	Screw-Thread Forming	2	65	82-6490	Hose-Hydraulic	1
49	75-6370	Cover-Sensor	1	66	32144-14	Screw-Self Tapping	3
51	92-8754	Actuator-Reed Switch	1	67	98-8068	Hydraulic Cylinder Asm.	1
52	3296-39	Nut-Lock	2	68	3290-378	Tie-Cable	5
53	75-5410	Bracket-Arm	2	69	92-9097	Set Screw	3
54	75-3010	Joint-Arm	3	70	340-143	Fitting-Hydraulic 90° (Incl. Ref. #3)	1
55	32121-122	Pin-Roll	3	71	82-8270	Valve-Flow Control	1
56	323-12	Screw-HH	2	*	93-6688	Decal-Hands/Feet (Mounted on Cutting Unit Frames)	3
57	3256-6	Washer-Flat	6				
58	3253-7	Washer-Lock	6				
59	325-4	Screw-HH	6				

* Not Illustrated



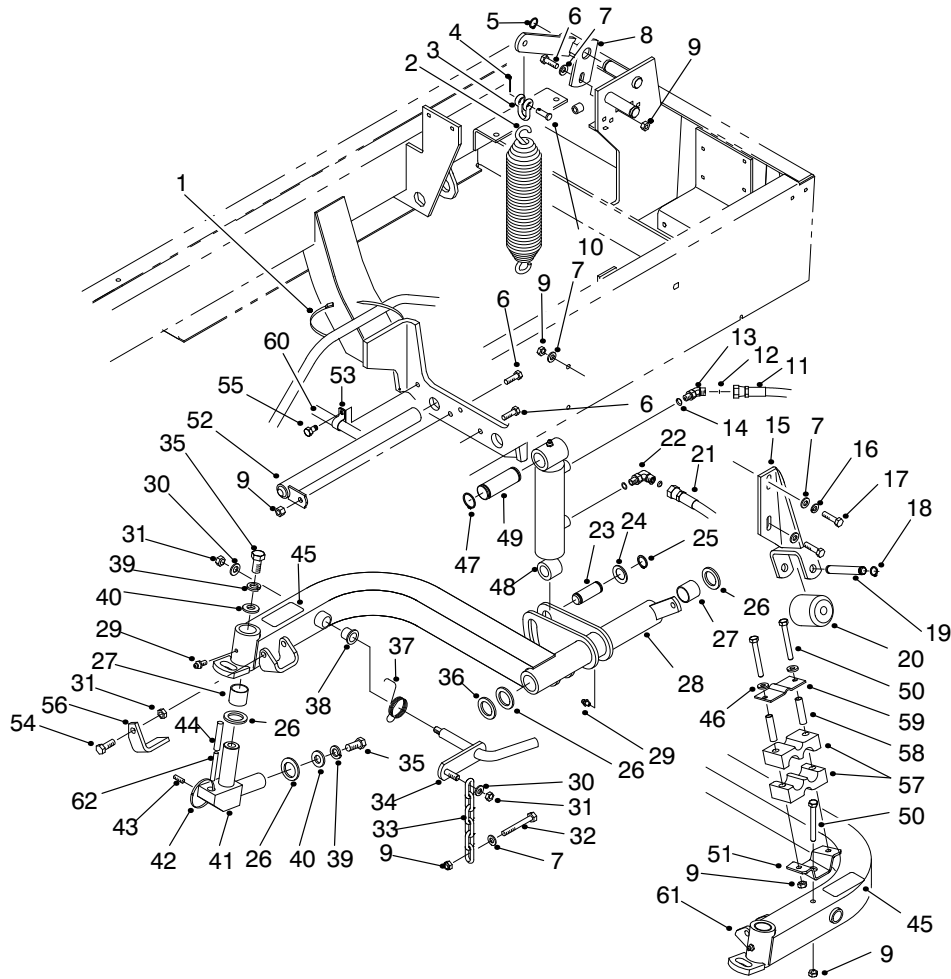
T-1880-4

REAR LIFT ARMS ASSEMBLY

Ref. No.	Part No.	Description	No. Used
1	3290-379	Tie-Cable	4
2	5-0743	Spring-Counterbalance	2
3	282-4	Clevis-Spring	2
4	3272-10	Pin-Cotter	2
5	32151-48	Ring-Retaining	2
6	322-5	Screw-HH	3
7	3256-23	Washer-Flat	10
8	98-4548	Bracket-Spring Rear RH	1
*	98-4536	Bracket-Spring Rear LH	1
9	3296-29	Nut-Lock	11
10	283-6	Pin-Clevis	2
11	75-6070	Hose-Hydraulic (Cap)	1
12	237-78	O-Ring	4
13	340-103	Fitting-Hydraulic 45° (Incl. Ref. #12 & 14)	1
14	237-21	O-Ring	4
15	75-3810	Bracket-Roller	2
16	3253-4	Washer-Lock	2
17	322-6	Screw-HH	4
18	32151-61	Ring-Retaining	4
19	75-5400	Shaft-Roller	2
20	75-5390	Roller	2
21	75-6180	Hose-Hydraulic RH (Rod)	2
*	75-6080	Hose-Hydraulic LH (Rod)	1
22	340-132	Fitting-Hydraulic 90° (Incl. Ref. #12 & 14)	3

Ref. No.	Part No.	Description	No. Used
23	75-5350	Pin-Cylinder Rod End	2
24	3-6498	Washer-Thrust	4
25	32120-93	Ring-Retaining	4
26	256-115	Washer-Thrust	8
27	67-1750	Bushing-Sleeve	8
28	94-5596	Lift Arm Asm- Rear RH (Incl. Ref. #27, 29 & 38)	1
29	302-5	Fitting-Grease	4
30	3256-24	Washer-Flat	4
31	3296-39	Nut-Lock	6
32	322-12	Screw-HH	2
33	5-1096	Chain-Cutting Unit	2
34	75-4590	Rod-Pivot	2
35	325-4	Screw-HH	4
36	93-0142	Bushing-Straight	2
37	75-4520	Spring-Torsion RH	1
*	75-4530	Spring-Torsion LH	1
38	256-287	Bushing-Flange	4
39	3253-7	Washer-Lock	4
40	3256-6	Washer-Flat	4
41	75-3010	Joint-Arm	2
42	3290-378	Tie-Cable	2
43	92-9097	Set Screw	2
44	32121-122	Pin-Roll	2

*Not Illustrated

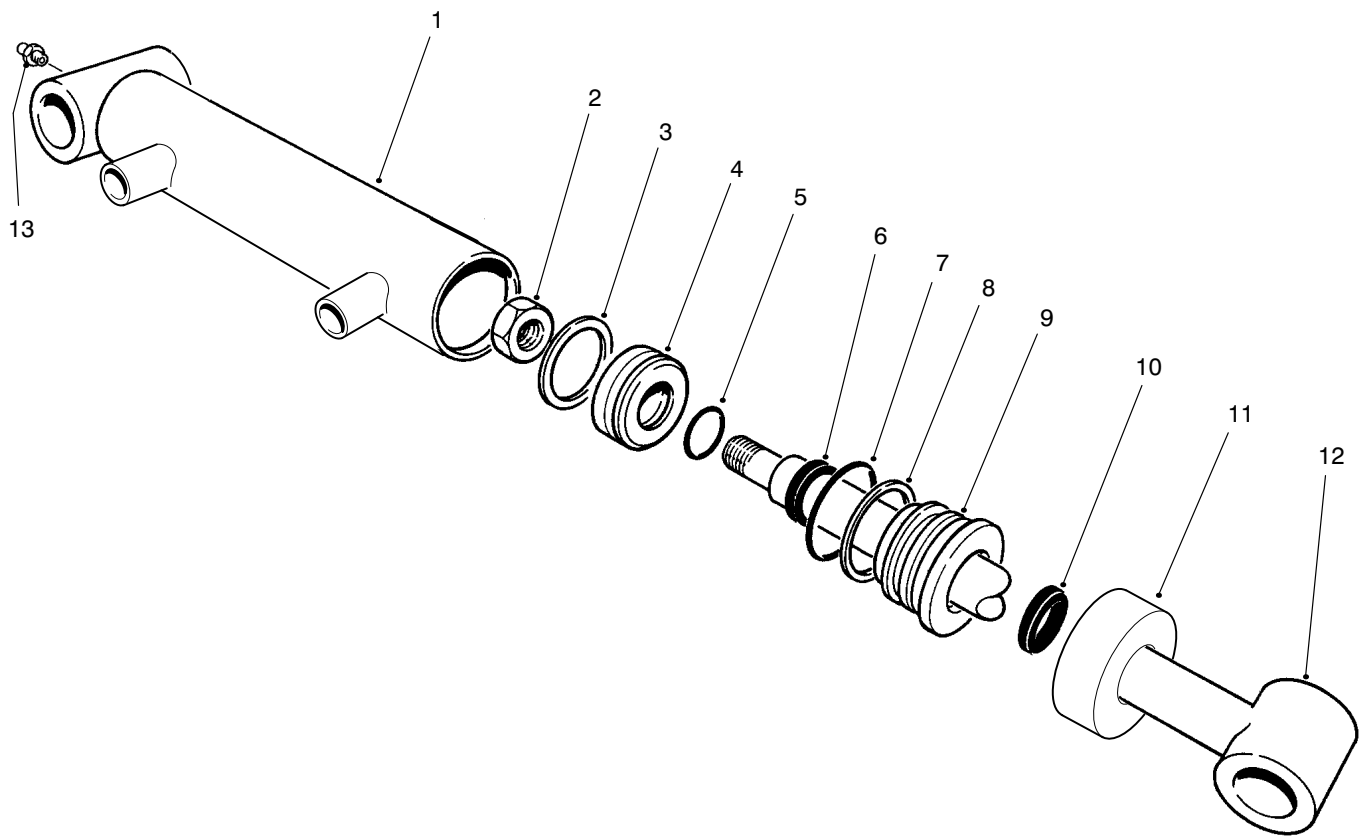


T-1880-4

REAR LIFT ARMS ASSEMBLY (Continued)

Ref. No.	Part No.	Description	No. Used	Ref. No.	Part No.	Description	No. Used
45	93-6696	Decal-Warning	2	*	83-5170	Stop-Reel LH	1
46	3256-70	Washer-Plain	2	57	82-8170	Clamp	2
47	32151-36	Ring-Retaining	4	58	93-7960	Spacer	2
48	93-9311	Hydraulic Cylinder Asm-	2	59	93-7961	Clamp	1
49	75-5360	Pin-Cylinder Cap End	2	61	94-5594	Lift Arm Asm- Rear LH (Incl. Ref. #27, 29 & 38)	1
50	322-13	Screw-HH	3	62	32121-27	Pin-Roll	2
51	94-4919	Bracket-Clamp, Hose	1	*	93-6688	Decal-Hands/Feet (Mounted on Cutting Unit Frames)	2
52	93-0069	Pin-Pivot	2				
54	323-6	Screw-HH	2				
56	93-3640	Stop-Reel RH	1				

*Not Illustrated



T-2114-2

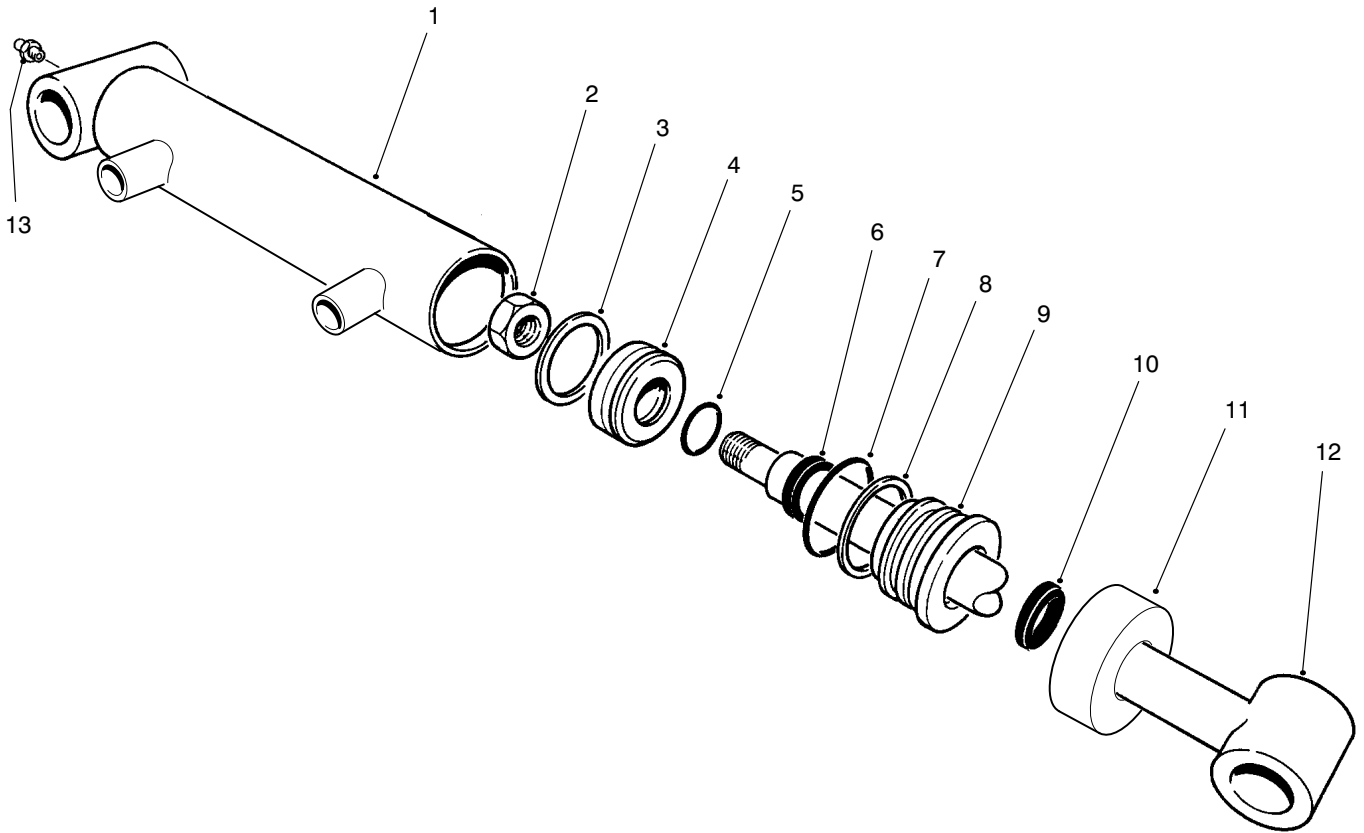
HYDRAULIC CYLINDER NO. 93-9311

Ref. No.	Part No.	Description	No. Used
†1	93-9313	Asm-Barrel	1
2	32152-10	Nut	1
†3		Uni-ring	1
4	70-2780	Piston	1
†5		O-Ring	1
†6		Seal-Rod	1
†7		O-Ring	1
†8		Backup	1

Ref. No.	Part No.	Description	No. Used
9	93-7990	Head	1
†10		Seal-Dust	1
11	93-7991	Collar	1
12	75-3790	Shaft and Tube	1
13	302-5	Fitting-Grease	1
*	86-7330	Seal Repair Kit (Incl. Ref. #3, 5-8 & 10)	1

*Not Illustrated

†Not Serviced Separately



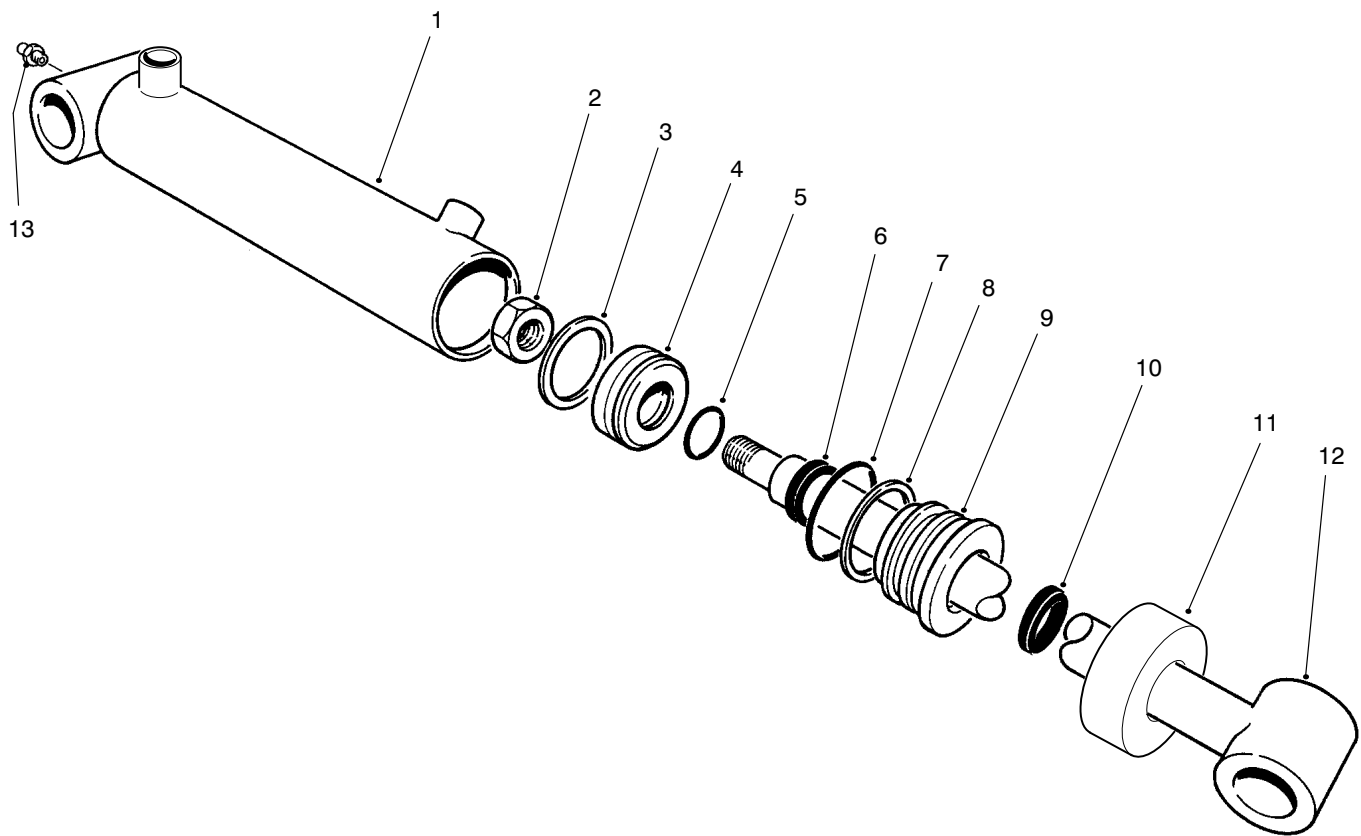
T-2114-2

HYDRAULIC CYLINDER NO. 93-9310

Ref. No.	Part No.	Description	No. Used
1	93-9312	Asm-Barrel	1
2	32152-10	Nut	1
†3		Uni-ring	1
4	70-2780	Piston	1
†5		O-Ring	1
†6		Seal-Rod	1
†7		O-Ring	1
†8		Backup	1

Ref. No.	Part No.	Description	No. Used
9	93-7990	Head	1
†10		Seal-Dust	1
11	93-7991	Collar	1
12	75-3790	Shaft and Tube	1
13	302-5	Fitting-Grease	1
*	86-7330	Seal Repair Kit (Incl. Ref. #3, 5-8 & 10)	1

*Not Illustrated
 †Not Serviced Separately



T-2115-1

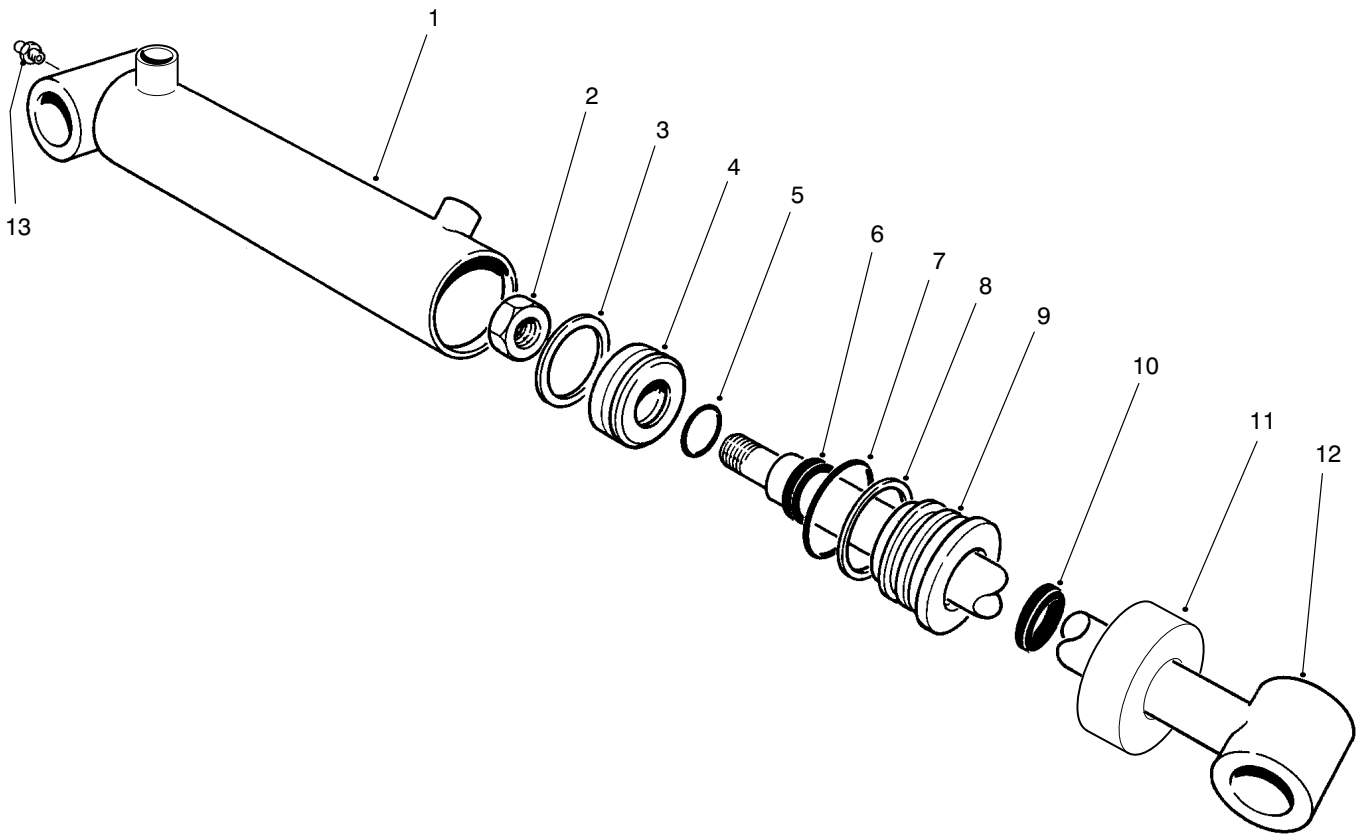
HYDRAULIC CYLINDER NO. 98-8069

Ref. No.	Part No.	Description	No. Used
1	93-7558	Asm-Barrel	1
2	32152-10	Nut	1
†3		Uni-ring	1
4	84-1710	Piston	1
†5		O-Ring	1
†6		Seal-Rod	1
†7		O-Ring	1
†8		Backup	1

Ref. No.	Part No.	Description	No. Used
9	98-7354	Head	1
†10		Seal-Dust	1
11	93-7994	Collar	1
12	84-1740	Shaft and Tube	1
13	302-5	Fitting-Grease	1
*	84-1760	Seal Repair Kit (Incl. Ref. #3, 5-8 & 10)	1

*Not Illustrated

†Not Serviced Separately



T-2115-1

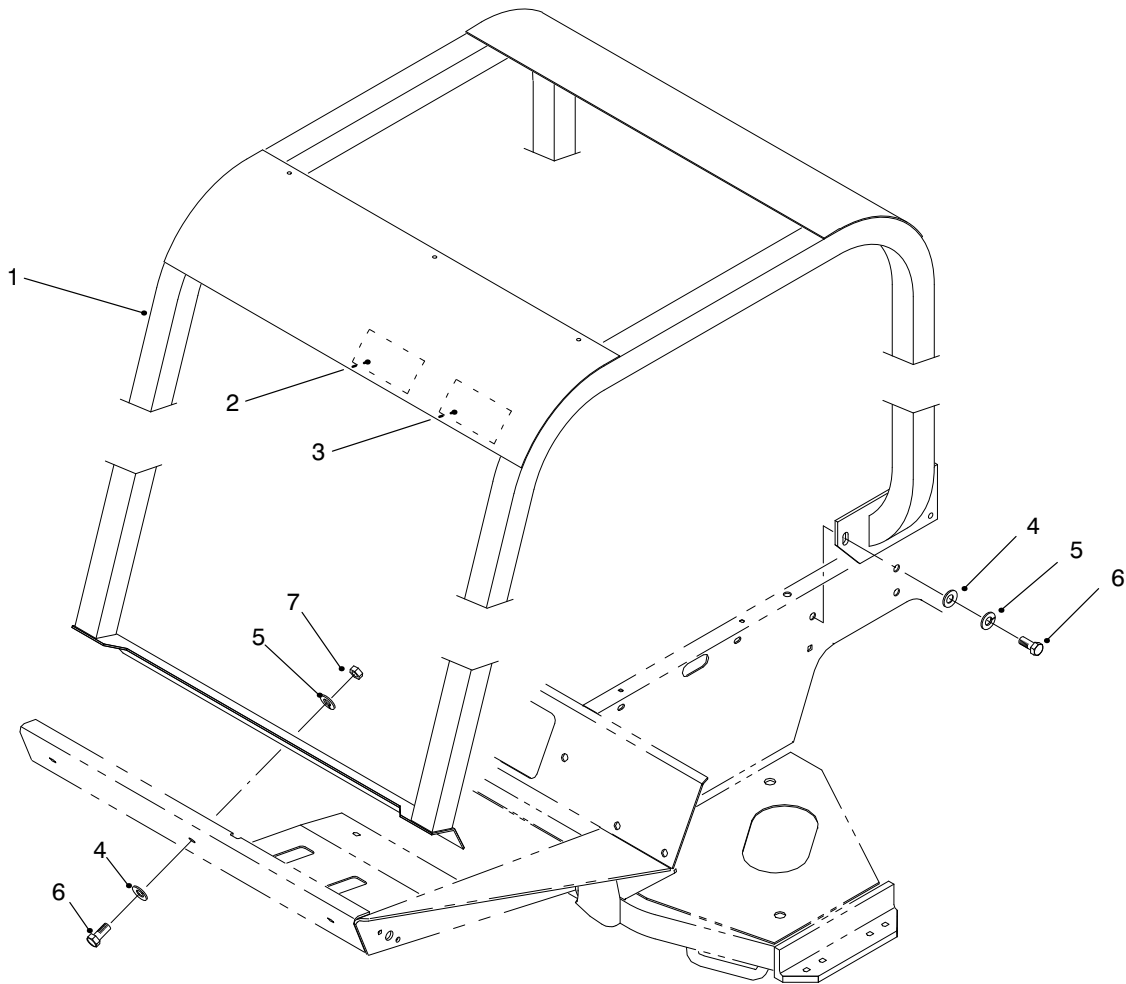
HYDRAULIC CYLINDER NO. 98-8068

Ref. No.	Part No.	Description	No. Used
1	93-7557	Asm-Barrel	1
2	32152-10	Nut	1
†3		Uni-ring	1
4	70-2780	Piston	1
†5		O-Ring	1
†6		Seal-Rod	1
†7		O-Ring	1
†8		Backup	1

Ref. No.	Part No.	Description	No. Used
9	98-7353	Head	1
†10		Seal-Dust	1
11	93-7991	Collar	1
12	75-2120	Shaft and Tube	1
13	302-5	Fitting-Grease	1
*	86-7330	Seal Repair Kit (Incl. Ref. #3, 5-8 & 10)	1

*Not Illustrated

†Not Serviced Separately



T-1959-1

ROLL OVER PROTECTION SYSTEM (R.O.P.S.) (Optional)

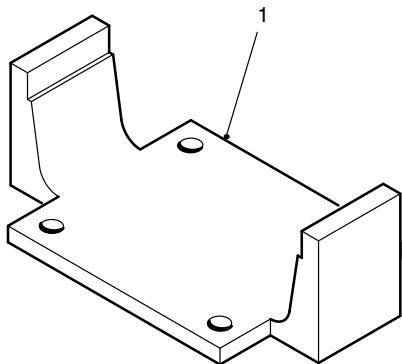
Ref. No.	Part No.	Description	No. Used
1	83-7410	Roll-Bar	1
2	85-9980	Decal-R.O.P.S.	1
2	93-8073	Decal-R.O.P.S. (Europe)	1
3	83-7430	Decal-Danger	1
3	93-8050	Decal-Danger (Europe)	1
3	84-4300	Decal-Danger (Japan)	1
4	3256-26	Washer-Flat	9

Ref. No.	Part No.	Description	No. Used
5	3253-7	Washer-Lock	9
6	325-5	Screw-HH	9
7	3217-9	Nut-Lock	3
*	21-4191	Asm-Seat Belt	1
*	3212-4	Screw-HH	2
*	3253-6	Washer-Lock	2

*Not Illustrated

SPECIAL TOOLS

AXLE TOOL NO. *TOR859920



T-1325-1

Ref. No.	Part No.	Description	No. Used
1		Tool-Axle	1

*Obtain these items directly from OTC 2013 4th St. Owatonna, MN. 55060 1-800-533-0492
 (in Minnesota and Canada 1-507-455-7050) Fax. 507-455-7011.

TORO PART NUMBER INDEX

Part No.	Description	Pg. No.	Ref. No.	Qty.	Part No.	Description	Pg. No.	Ref. No.	Qty.
3-6498	Washer-Thrust	28	22	2	43-6713	Diff. Adjust. Shim .030	24	18	A/R
3-6498	Washer-Thrust	74	24	4	43-6750	Cup-Bearing, Tapered	24	10	1
3-6498	Washer-Thrust	72	30	6	43-6760	Cone-Bearing, tapered	24	9	1
3-6657	Clamp-Cable	6	29	1	43-6810	Spider-Torque	26	5	2
3-6657	Clamp-Cable	35	51	1	44-2210	Asm-Lights, Warning	3	32	1
5-0652	Spacer	5	42	1	46-6550	Connector-Fuel, Elbow 90°	21	19	1
5-0743	Spring-Counterbalance	74	2	2	46-6560	Grommet	21	20	2
5-0743	Spring-Extension	72	22	3	46-8091	Screw-HH	1	7	4
5-1096	Chain-Cutting Unit	74	33	2	47-0110	Spacer-Spindle	34	6	1
5-1226	Washer	66	43	2	48-7430	Pre-Cleaner	63	4	1
21-4191	Asm-Belt, Seat	6	50	1	48-7710	Screw-HH	69	39	4
21-4191	Asm-Seat Belt	80	*	1	48-7780	Screw-HH	66	48	8
21-7670	Case-Differential	25	33	1	48-7890	Nut-Hex.	34	22	1
21-7690	Gear-Pinion	24	6	2	48-8030	Washer-Flat	71	29	1
21-7700	Shaft-Pinion Mate	25	31	1	48-9220	Washer-Flat	66	47	8
21-7710	Pin-Roll	25	30	1	48-9460	Bolt-HH	67	35	4
21-7720	Washer-Thrust	24	4	2	48-9460	Screw-HH	71	27	1
21-7730	Washer-Thrust	24	7	2	48-9460	Screw-HH	69	28	20
21-7770	Screw-Drive Gear	25	32	5	48-9470	Bolt	68	43	24
21-8020	Spacer-Front Pinion	25	25	1	48-9470	Screw-HH	69	10	4
21-8090	Diff. Adjust. Shim .003	25	38	A/R	48-9480	Screw-HH	66	30	4
21-8100	Diff. Adjust. Shim .005	25	37	A/R	49-6440	Plate-Traction Pedal	5	11	1
21-8110	Diff. Adjust. Shim .010	25	36	A/R	54-9090	Yoke-End	71	7	1
21-8120	Diff. Adjust. Shim .030	25	35	A/R	54-9180	Kit-Universal Joint	71	8	2
21-8180	Bearing	26	3	2	56-2460	Washer-Flat	66	14	2
21-8270	Pin-Dowel	24	3	2	57-6390	Nut-Lock	34	24	1
21-8360	Clip-Retaining	26	10	2	61-2790	Screen-Filler	13	3	1
21-8390	Cup-Bearing	25	24	1	62-5550	Decal-TORO	1	1	1
21-9260	Seal-Shaft	3	27	1	62-5550	Decal-Toro	63	7	1
21-9370	Screw-Adjusting	26	7	2	62-7400	Decal-TORO	1	16	1
21-9380	Nut-Pivot	26	8	2	62-7650	Gasket-Sending Unit	21	6	1
21-9390	Socket-Adjusting Screw	26	6	2	63-6890	Hinge-Hood RH	1	*	1
21-9420	Spring-Shoe Return, LH	26	17	2	63-6900	Hinge-Hood LH	1	17	1
21-9430	Spring-Shoe Return, RH	26	18	2	63-7590	Relay-Starter	31	42	1
21-9440	Spring-Adjusting Screw	26	14	2	63-7640	Unit-Sending	21	7	1
21-9450	Shield-Dust	26	4	2	63-7732	Cable-Brake RH	5	*	1
21-9460	Retainer-Brake, Parking	26	15	4	63-7733	Cable-Brake LH	5	29	1
23-2140	Hose-Fuel	21	5	1	63-7880	Pin-Brake Latch	5	28	1
23-2270	Bushing-Rubber	28	26	1	63-7900	Rack-Parking Brake	3	20	1
23-7270	Nut-Lug	22	2	10	63-8140	Pulley-Idler	34	46	1
24-0760	Exchanger-Heat	31	45	1	63-8360	Key-Ignition	10	9	1
24-8790	Gear-Bevel, Differential	24	5	2	63-8410	Washer-Flat	21	24	3
24-8840	Ring-Bearing, Wheel	26	22	2	63-8410	Washer-Flat	13	37	3
24-9180	Lever, Brake, Parking	26	19	2	63-9640	Hose-Fuel	21	17	1
25-8640	Screw-HH	6	25	2	63-9920	Decal-EEC 105	6	46	1
27-2360	Asm-Ignition Switch	10	19	1	65-5100	Handle	1	5	2
27-3710	Dipstick-Axle	23	48	1	66-2330	Base-Battery	63	18	1
27-6852	Shaft-Axle, Flanged RH	26	*	1	66-2490	Clamp-Battery	63	17	1
27-6862	Shaft-Axle, Flanged LH	26	1	1	66-2920	Washer-Friction	6	32	2
28-0670	Seal-Oil	26	13	2	66-3180	Tube-Vent	31	26	1
28-0680	Drum-Brake	26	11	2	66-3240	Cap-Radiator	31	13	1
28-1280	Boot-Cable	63	44	1	66-4190	Spring	6	37	1
29-6162	Switch-Neutral	28	6	1	66-6480	Washer-Flat	22	44	4
38-3400	Guard-Rubber	17	8	2	66-8121	Standpipe-Elbow 90°	21	18	1
42-6080	Shim-Axle	22	43	A/R	66-8520	Bumper-Down-stop	7	17	2
42-9560	Stud	62	11	4	66-8530	Adjuster	7	16	1
42-9560	Stud	33	28	4	66-8560	Nut-Push	7	11	4
42-9600	Washer-Lock	69	9	28	66-8610	Weldment-Lower	7	10	1
42-9600	Washer-Lock	33	17	2	66-8800	Relay-Glow Plug	32	56	1
42-9600	Washer-Lock	34	32	14	66-9290	Spacer	7	15	6
42-9600	Washer-Lock	67	42	24	66-9770	Seal	4	28	1
42-9850	Washer-Lock	33	12	9	66-9780	Bushing	4	29	1
42-9850	Washer-Lock	34	23	3	66-9860	Upper Cover & Jacket	4	37	1
42-9850	Washer-Lock	71	28	1	66-9870	Plate-Retaining	4	38	1
42-9850	Washer-Lock	69	29	28	66-9880	Washer-Retaining Plate	4	39	1
42-9850	Washer-Lock	67	34	8	66-9890	Ring-Retaining	4	40	1
43-0090	Screw-HH	33	16	2	66-9900	Shaft-Input	4	41	1
43-0090	Screw-HH	34	31	14	66-9970	Kit-Spring	4	*	1
43-5930	Washer-Lock	69	14	12	66-9980	Kit-Seal	4	*	1
43-5930	Washer-Lock	34	21	1	66-9990	Kit-Needle Roller	4	*	1
43-6710	Diff. Adjust. Shim .003	24	15	A/R	67-1630	Spacer-Fan	34	11	1
43-6711	Diff. Adjust. Shim .005	24	16	A/R	67-1750	Bushing-Sleeve	72	9	12
43-6712	Diff. Adjust. Shim .010	24	17	A/R	67-1750	Bushing-Sleeve	66	13	2

*Not Illustrated

TORO PART NUMBER INDEX (Cont.)

Part No.	Description	Pg. Ref. No. No. Qty.	Part No.	Description	Pg. Ref. No. No. Qty.
67-1750	Bushing-Sleeve	74 27 8	72-5130	Vent	67 23 1
67-7160	Block-Fuse	10 21 2	72-5140	O-Ring	67 25 1
67-9410	Washer-Thrust	66 27 2	72-5150	Plug	67 26 1
68-5140	Cap-Steering Wheel	3 7 1	72-5160	Shim .1mm	67 29 1
68-5370	Decal-TORO	3 5 1	72-5170	Shim .15 mm	67 * 1
68-6150	Breather-Hydraulic Tank	13 2 1	72-5180	Shim .5 mm	67 * 1
68-6823	Asm-Axle	66 42 1	72-5190	Shim .8 mm	67 * 1
69-8930	Washer-Flat	19 13 8	72-5200	Shim 1.0 mm	67 * 1
69-8960	Spacer	19 29 4	72-5210	Shim 1.2 mm	67 * 1
70-2780	Piston	76 4 1	72-5360	Ring-Retaining	67 19 2
70-2780	Piston	77 4 1	72-5370	Ring-Retaining	67 22 2
70-2780	Piston	79 4 1	72-5440	Pin-Spring	68 46 1
70-8570	Breaker-Circuit, 40 Amp	11 * 2	72-5460	O-Ring	67 32 1
71-3381	Hose-Fuel	63 37 1	72-5540	Case-Knuckle	69 30 2
71-4330	Seal	25 41 1	72-5550	Cover	69 26 2
71-4350	Nut	24 20 1	72-5560	Pin-King, Knuckle	69 20 2
71-4450	Bolt-Wheel	66 39 10	72-5570	Shaft-Axle, Outer	69 35 2
71-4570	Housing-Clutch	71 23 1	72-5580	Gear-Bevel	69 5 4
71-4580	Clutch-Roller	71 22 2	72-5590	Retainer-Bearing	69 15 2
71-4590	Washer-Thrust	71 14 2	72-5630	Gasket	69 16 2
71-4740	Asm-Tie Rod End	66 33 2	72-5650	Hub-Wheel	69 34 2
71-4760	Seal-Tie Rod End	66 32 2	72-5660	Washer-Shaft, Wheel	69 33 2
72-3420	Shaft-Slip Yoke	71 9 1	72-5680	Spacer	69 19 2
72-3440	Yoke-Shaft	71 12 1	72-5720	Ring-Retaining	69 4 2
72-3560	Decal-4WD	2 54 2	72-5730	Seal-Oil	69 24 4
72-3570	Shim .094-Diff. Adjust.	24 22 A/R	72-5740	Seal-Oil	69 2 2
72-3571	Shim .096-Diff. Adjust.	24 * A/R	72-5770	Nut-Castle	69 32 2
72-3572	Shim .098-Diff. Adjust.	24 * A/R	72-5780	Key	69 36 2
72-3573	Shim .100-Diff. Adjust.	24 22 A/R	72-5790	Screw-HH	69 13 12
72-3574	Shim .102-Diff. Adjust.	24 * A/R	72-5800	Bolt	67 1 8
72-3575	Shim .104-Diff. Adjust.	24 * A/R	72-5810	Bolt	67 7 8
72-3576	Shim .106-Diff. Adjust.	24 * A/R	72-5820	Plug	67 28 1
72-3577	Shim .108-Diff. Adjust.	24 * A/R	72-5840	Gasket	67 27 1
72-3578	Shim .110-Diff. Adjust.	24 * A/R	72-9420	Asm-Vent Tube	25 39 1
72-3580	Shim .112-Diff. Adjust.	24 * A/R	74-0720	Tube-Manual	6 11 1
72-3581	Shim .114-Diff. Adjust.	24 * A/R	74-3810	Asm-Load Plate	20 9 1
72-3582	Shim .116-Diff. Adjust.	24 * A/R	74-5520	Clutch-Fan	34 1 1
72-3583	Shim .118-Diff. Adjust.	24 * A/R	74-5950	Asm-Swell Latch	10 5 1
72-3584	Shim .120-Diff. Adjust.	24 * A/R	74-5950	Asm-Swell Latch	2 44 3
72-3585	Shim .125-Diff. Adjust.	24 * A/R	74-9100	Pad-Forward	5 12 1
72-3586	Shim .127-Diff. Adjust.	24 * A/R	74-9110	Pad-Reverse	5 14 1
72-3587	Shim .129-Diff. Adjust.	24 * A/R	75-0012	Asm-Transmission	22 34 1
72-3588	Shim .131-Diff. Adjust.	24 * A/R	75-0020	Housing	27 5 1
72-3590	Shim .133-Diff. Adjust.	24 * A/R	75-0030	Gasket-Housing	27 46 1
72-3591	Shim .135-Diff. Adjust.	24 * A/R	75-0040	Center Section	27 18 1
72-3592	Shim .137-Diff. Adjust.	24 * A/R	75-0060	Plug	27 20 4
72-3593	Shim .139-Diff. Adjust.	24 * A/R	75-0070	Plug	27 41 1
72-3594	Shim .141-Diff. Adjust.	24 * A/R	75-0090	Screw-HH	27 9 8
72-3595	Shim .143-Diff. Adjust.	24 * A/R	75-0110	Screw-HH	27 35 2
72-3596	Shim .145-Diff. Adjust.	24 * A/R	75-0120	Screw-HH	27 28 1
72-3597	Shim .147-Diff. Adjust.	24 * A/R	75-0130	Screw-HH	27 24 3
72-3598	Shim .149-Diff. Adjust.	24 * A/R	75-0140	Spring-Conical	27 26 1
72-3600	Shim .151-Diff. Adjust.	25 22 A/R	75-0150	Guide-Seal	27 2 1
72-4870	Case-Differential	67 24 1	75-0160	Plug-Pipe	27 47 1
72-4880	Cover	67 2 1	75-0170	Plug-Straight Thread	27 19 4
72-4890	O-Ring	67 3 1	75-0180	Screw-HH	27 36 2
72-4900	Case-Differential	67 8 1	75-0190	Plug-Special	27 27 2
72-4910	Flange-Case, Diff.	67 12 1	75-0200	Plug-Straight Thread	27 38 2
72-4930	Gear-Side, Differential	67 9 1	75-0210	O-Ring	27 6 2
72-4940	Gear-Side, Differential	67 40 1	75-0220	Pin	27 48 2
72-4950	Gear-Pinion, Differential	67 10 2	75-0230	Seal-Lip	27 8 1
72-4960	Shim .1 mm	67 5 1	75-0240	O-Ring	27 21 6
72-4970	Shim .15 mm	67 * 1	75-0250	Pin-Slotted	27 54 1
72-4980	Shim .5 mm	67 * 1	75-0260	Valve-Relief	27 23 4
72-4990	Shim .8 mm	67 * 1	75-0270	Spring	27 39 1
72-5000	Shim 1.0 mm	67 * 1	75-0280	Spring	27 42 1
72-5010	Shim 1.2 mm	67 * 1	75-0290	Spring	27 22 2
72-5020	Shaft-Pinion	68 47 1	75-0310	Shim	27 40 1
72-5030	Pin-Dowel	68 45 2	75-0320	Nipple	27 37 1
72-5040	Washer-Gear, Diff.	67 11 1	75-0330	Seal-Lip	27 34 1
72-5090	Gear-Bevel	69 18 2	75-0340	Bearing-Needle	27 33 1
72-5090	Gear-Bevel	67 21 2	75-0350	Pin	27 31 1
72-5100	Spacer	67 20 2	75-0360	Gerotor	27 30 1

*Not Illustrated

TORO PART NUMBER INDEX (Cont.)

Part No.	Description	Pg. No.	Ref. No.	Qty.	Part No.	Description	Pg. No.	Ref. No.	Qty.
75-0370	O-Ring	27	29	1	75-4080	Plate-Traction	28	15	1
75-0380	Plate-Valve	27	15	1	75-4100	Control-Pump	28	25	1
75-0390	Plate-Swash	27	12	1	75-4130	Plate-Switch	28	7	1
75-0400	Plate-Thrust	27	13	2	75-4180	Pin-Rear Axle	66	44	1
75-0410	O-Ring	27	3	1	75-4360	Bracket-Switch	6	8	1
75-0430	Ring-Retaining	27	1	1	75-4370	Bracket-Switch (Seat)	6	3	1
75-0440	Shaft-Motor	27	45	1	75-4400	Adaptor-Transmission	29	8	1
75-0450	Collar	27	50	1	75-4450	Hub-Fan Drive	34	9	1
75-0460	Bearing-Ball	27	51	2	75-4520	Spring-Torsion RH	74	37	1
75-0470	Kit-Cylinder Block	27	14	2	75-4530	Spring-Torsion LH	74	*	1
75-0480	Pin	27	10	2	75-4550	Shaft-Center Arm Pivot	72	27	1
75-0500	Bearing-Needle	27	16	2	75-4590	Rod-Pivot	74	34	2
75-0510	Pin	27	17	1	75-4700	Hose-Fuel	21	12	1
75-0520	Bearing-Ball	27	4	1	75-4701	Hose-Fuel Vent	31	28	1
75-0550	Strainer-Suction	13	29	1	75-4720	Fitting-Hydraulic 90°	22	26	1
75-0560	Asm-Steering Wheel	3	4	1	75-5200	Bracket-Spring RH	72	*	1
75-0570	Cable-Hood	1	21	1	75-5210	Bracket-Spring Center	72	16	1
75-0600	Asm-Steering Valve	3	26	1	75-5220	Bracket-Spring LH	72	*	1
75-0610	Tread-Foot RH	2	*	1	75-5310	Spacer-Bearing	34	8	1
75-0620	Tread-Foot LH	2	39	1	75-5350	Pin-Cylinder Rod End	74	23	2
75-0630	Tread-Foot Center	2	37	1	75-5350	Pin-Cylinder Rod End	72	31	3
75-0640	Tread-Footrest RH	2	*	1	75-5360	Pin-Cylinder Cap End	75	49	2
75-0650	Tread-Footrest LH	2	35	1	75-5390	Roller	74	20	2
75-0721	Housing-Lower	25	34	1	75-5400	Shaft-Roller	74	19	2
75-0920	Cartridge-Relief 3000 psi	16	13	1	75-5410	Bracket-Arm	73	53	2
75-0930	Hook-Oil Cooler	31	6	4	75-5470	Spacer	28	12	2
75-1010	Asm-Switch, Toggle	10	16	1	75-5720	Hose-Hydraulic	13	19	1
75-1020	Switch-Backlap	31	44	1	75-5740	Box-Control	10	24	1
75-1040	Cooler-Oil	32	52	1	75-5780	Hinge-Cover	2	51	1
75-1100	Support-Axle	66	5	1	75-5780	Hinge-Cover	11	59	1
75-1180	Manifold	18	7	2	75-5810	Tool Box	1	26	1
75-1180	Manifold-Hydraulic	17	23	1	75-5890	Hose-Hydraulic	17	10	1
75-1210	Nut-Lock	70	2	1	75-5890	Hose-Hydraulic	72	28	2
75-1220	Piston	70	3	1	75-5890	Hose-Hydraulic	15	35	1
75-1250	Seal Kit	70	6	1	75-5900	Hose-Hydraulic	15	30	1
75-1260	Head-Internal	70	4	1	75-5900	Hose-Hydraulic	73	47	1
75-1300	Asm-Hydraulic Filter Head	13	31	1	75-5910	Hose-Hydraulic	17	11	1
75-1310	Element-Hydraulic Filter	13	34	1	75-5910	Hose-Hydraulic	73	60	1
75-1320	Filter-Oil	22	31	1	75-5940	Hose-Hydraulic	17	9	1
75-1340	Valve-Power Steering	4	*	1	75-5940	Hose-Hydraulic AUX	3	23	1
75-1390	Panel-Access	2	38	1	75-6070	Hose-Hydraulic	18	15	1
75-1410	Panel-Floor	2	36	1	75-6070	Hose-Hydraulic (Cap)	74	11	1
75-1420	Cover-Steering Tower	1	2	1	75-6080	Hose-Hydraulic	18	14	1
75-1430	Asm-Brake Pedal RH	5	35	1	75-6080	Hose-Hydraulic LH (Rod)	74	*	1
75-1440	Pedal-Brake LH	5	33	1	75-6130	Hose-Hydraulic	13	9	1
75-1470	Shaft-Brake Pedal	5	36	1	75-6180	Hose-Hydraulic	18	1	2
75-1490	Rod-Parking Brake	3	13	1	75-6180	Hose-Hydraulic RH (Rod)	74	21	2
75-2010	Cartridge-Relief 2000 psi	16	14	1	75-6220	Hose-Hydraulic	66	23	1
75-2120	Shaft and Tube	79	12	1	75-6230	Hose-Hydraulic	66	24	1
75-2170	Tube-Pump Control	5	37	1	75-6230	Hose-Hydraulic RT	3	18	2
75-2810	Clamp-Steering Valve	3	3	1	75-6240	Hose-Hydraulic	29	14	1
75-2851	Hose-Expansion Tank	31	16	1	75-6240	Hose-Hydraulic IN	3	19	1
75-2970	Pedal-Traction	5	13	1	75-6250	Hose-Hydraulic	13	17	1
75-3000	Asm-Seat Suspension	6	39	1	75-6250	Hose-Hydraulic OUT	3	25	1
75-3010	Joint-Arm	74	41	2	75-6260	Cover-Tool Box	2	47	1
75-3010	Joint-Arm	73	54	3	75-6270	Cover-Control Box	10	15	1
75-3110	Collar-Transmission	22	14	1	75-6340	Strainer-In-Line	22	41	1
75-3270	Lever-Traction Pivot	5	8	1	75-6350	Hose	22	28	1
75-3390	Bracket-Backlap	32	55	1	75-6370	Cover-Sensor	73	49	1
75-3400	Shaft-Seat Pivot	6	15	1	75-6380	Shaft-Fan	34	3	1
75-3430	Rod-Throttle	6	33	1	75-6490	Lever-Pedal Stop	5	20	1
75-3480	Weldment-Upper	7	23	1	75-6510	Lever-Bracket	5	16	1
75-3510	Bolt-Shoulder	7	26	2	75-6550	Disc-Friction	5	17	1
75-3530	Spring-Compression	7	3	1	75-6580	Cable-Pedal	5	7	1
75-3540	Pin-Roll	7	6	1	75-6640	Fitting-Hydraulic 90°	15	20	2
75-3550	Bumper-Seat	7	7	2	75-6680	Bar-Weight	63	8	1
75-3580	Plate-Mounting, Seat	7	2	1	75-6720	Plate-Locating	16	29	2
75-3680	Rod-Seat	6	20	1	75-6730	Plate-Detent	16	27	2
75-3780	Fan	34	2	1	75-6770	Nut-Jam	16	25	4
75-3790	Shaft and Tube	76	12	1	75-6820	Meter-Hour	11	47	1
75-3790	Shaft and Tube	77	12	1	75-6840	Knob-Knurled	2	42	4
75-3810	Bracket-Roller	74	15	2	75-6850	Tube-Oil Fill	22	47	1
75-3860	Fender-LH	1	29	1	75-6870	Hose-Hydraulic Suction	13	28	1

*Not Illustrated

TORO PART NUMBER INDEX (Cont.)

Part No.	Description	Pg. Ref. No. No. Qty.	Part No.	Description	Pg. Ref. No. No. Qty.
75-6870	Hose-Suction	29 1 1	85-4350	Sensor-Gear Tooth	22 5 1
75-6880	Screen-Spark Arrester	33 * 1	85-4420	Gauge-Speedometer	10 2 1
75-6930	Valve-SCR	27 52 1	85-4491	Lamp-Diagnostic	11 57 1
76-1910	Shaft-Pivot	7 12 2	85-4650	Connector-Loop Back	11 * 1
76-1920	Bushing-Sleeve	7 9 4	85-4750	Display-Diagnostic-ACE	8 2 1
76-1930	Knob-Tension Adjustment	7 19 1	85-9900	Plate-Spring Anchor	28 16 1
76-1940	Spring-Extension	7 14 2	85-9910	Eyebolt	28 27 1
76-2460	Asm-Bearing	71 5 1	85-9980	Decal-R.O.P.S.	80 2 1
76-2940	Bumper-Rubber	7 8 2	86-7220	Gear-Pinion	22 37 1
76-4690	Asm-Axle Coupling	71 15 1	86-7230	Gear-Spur	24 14 1
76-8640	Stud-Traction	28 23 1	86-7330	Seal Repair Kit	76 * 1
76-8730	Decal-Bolt Torque	22 1 2	86-7330	Seal Repair Kit	77 * 1
76-9430	Spring-Extension	28 8 1	86-7330	Seal Repair Kit	79 * 1
77-2870	Weldment-Hanger	7 18 1	86-7520	Asm-Trunnion Cover RH	27 7 1
80-4860	Pin-Clevis	7 1 1	86-7530	Asm-Trunnion Cover LH	27 49 1
82-3110	Switch	59 16 1	86-7540	Shaft-Pump	27 11 1
82-6490	Hose-Hydraulic	73 65 1	86-7550	Connector-Cover (2 Way)	11 * 2
82-6910	Screw-HH	66 26 4	86-7560	Connector-Cover (3 Way)	11 * 3
82-8170	Clamp	19 35 4	86-9190	Hose-Hydraulic	15 14 2
82-8170	Clamp	75 57 2	87-5100	Washer-Snubbing	34 29 4
82-8170	Clamp-Hose	72 8 8	88-6960	Cartridge-4W/2P	16 19 3
82-8170	Clamp-Rubber	17 20 4	88-7020	Cartridge-N.O.	16 3 2
82-8270	Valve-Flow Control	18 13 1	88-9190	Solenoid-20 Watt	16 4 6
82-8270	Valve-Flow Control	15 31 1	88-9200	Solenoid-28 Watt	16 8 5
82-8270	Valve-Flow Control	73 71 1	92-1180	Asm-Seat	6 45 1
82-8520	Detent Assembly Kit	16 * 2	92-1773	Screw-HH	24 11 4
82-9060	Adjuster W/Handle	7 13 1	92-1774	Seal-Oil	26 2 2
83-1030	Mount-Engine	34 37 4	92-2379	Clamp	21 33 2
83-4780	Housing-Charge Pump	27 32 1	92-2379	Clamp-Hose	31 14 1
83-4900	Shaft-Traction	71 31 1	92-2379	Clamp-Hose	63 29 1
83-4910	Coupler-Pinion	25 40 1	92-2581	Asm-Switch Arm	28 21 1
83-4930	Arm-Steering LH	66 31 1	92-4808	Sleeve-Trans. Pilot	22 15 1
83-4950	Arm-Steering RH	66 46 1	92-4846	Asm-Trans. Support	22 39 1
83-4970	Bracket-Bearing	71 3 1	92-4999	Fitting-Hydraulic 90°	32 51 2
83-5010	Asm-Tie Rod	66 * 1	92-5524	Decal-Noise Rating, 90	6 47 1
83-5020	Asm-Tube & Clamp	66 12 1	92-5720	Controller-Electronic	10 31 1
83-5030	Asm-Hydraulic Cylinder	66 28 1	92-5751	Decal-Hood Trim LH	1 23 1
83-5040	Washer	66 15 1	92-5752	Decal-Hood Trim RH	1 * 1
83-5100	Support-Cylinder	66 17 1	92-5797	Gasket-Axle	22 10 1
83-5110	Stop-Axle	66 6 2	92-6315	Cartridge-N.C.	16 22 1
83-5130	Spacer-Pinion	24 21 1	92-6533	Kit-Cushion, Replacement	6 44 1
83-5150	Pin-Cylinder	66 18 1	92-6534	Shell-Seat	6 43 1
83-5160	Shim	66 29 2	92-8001	Sensor-Reed Switch	6 6 1
83-5170	Stop-Reel LH	75 * 1	92-8002	Sensor-Reed Switch	72 12 1
83-5180	Shim-Axle	66 35 2	92-8020	Adapter-Breather	13 26 3
83-5190	Asm-Drive Shaft	71 * 1	92-8753	Magnet-Reed Switch	6 5 1
83-5260	Tube-Slip Yoke	71 11 1	92-8754	Actuator-Reed Switch	73 51 1
83-5270	Tube-Axle, RH	67 16 1	92-8775	Kit-Gasket, Liquid	26 * 1
83-5280	Axle-RH	67 17 1	92-8795	Asm-Body	20 10 1
83-5290	Tube-Axle, LH	68 44 1	92-8796	Pin-Dowel	20 14 2
83-5310	Axle-LH	67 41 1	92-8863	Kit-Repair	20 * 1
83-5330	Washer-Bearing	67 38 1	92-9096	Asm-Hose	14 46 1
83-5340	Nut-Bearing	67 37 1	92-9096	Hose-Hydraulic	17 22 1
83-5350	Case-Bearing	67 33 1	92-9097	Set Screw	74 43 2
83-5360	Seal-Oil	67 36 1	92-9097	Set Screw	73 69 3
83-5370	Asm-Ring & Pinion	68 * 1	92-9098	Manifold-Tank	13 14 1
83-5380	Asm-Piston Rod	70 5 1	93-0005	Strip-Foam, Top	31 11 1
83-6780	Pin-Cylinder (Long)	73 61 2	93-0021	Asm-Throttle Cable Swivel	6 26 1
83-6790	Pin-Cylinder (Short)	72 43 1	93-0025	Shield-Radiator	31 33 1
83-7410	Roll-Bar	80 1 1	93-0030	Asm-Cooler Mount RH	31 9 1
83-7430	Decal-Danger	80 3 1	93-0032	Housing-Front Screen	31 2 1
83-7460	Spacer-Wheel	66 41 2	93-0069	Pin-Pivot	75 52 2
83-7470	Shim	71 2 2	93-0071	Asm-Cooler Mount LH	31 * 1
84-1710	Piston	78 4 1	93-0075	Hose-Hydraulic	22 30 1
84-1740	Shaft and Tube	78 12 1	93-0075	Hose-Trans. to Cooler	32 * 1
84-1760	Seal Repair Kit	78 * 1	93-0076	Hose-Hydraulic	22 21 1
84-3260	Decal-Backlap (Japan)	32 53 1	93-0076	Hose-Trans. to Cooler	32 46 1
84-4300	Decal-Danger (Japan)	80 3 1	93-0077	Hose-Cooler, RH	32 49 1
84-8320	Insert-Hinge	72 10 4	93-0077	Hose-Hydraulic	13 30 1
84-8590	Asm-Shoe & Lining	26 16 4	93-0078	Hose-Cooler, LH	32 * 1
84-8600	Set of Lined Brake Shoes	26 * 1	93-0078	Hose-Hydraulic	15 21 1
85-4330	Cover-Gear	22 9 1	93-0081	Strip-Seal	1 9 1
85-4340	Plate-Sensor Mounting	22 11 1	93-0082	Grommet	32 58 2

*Not Illustrated

TORO PART NUMBER INDEX (Cont.)

Part No.	Description	Pg. No.	Ref. No.	Qty.	Part No.	Description	Pg. No.	Ref. No.	Qty.
93-0083	Plate-Valve	27	44	1	93-6691	Decal-Bolt	22	17	1
93-0089	Bracket-Mount LH, Cooler	31	*4	1	93-6692	Decal-Starting Fluid	63	3	1
93-0090	Bracket-Mount RH, Cooler	31	4	1	93-6693	Decal-Floor Plate	17	6	1
93-0095	Bracket-Eng. Front	35	59	2	93-6696	Decal-Warning	72	33	3
93-0097	Valve-SCR	27	25	1	93-6696	Decal-Warning	75	45	2
93-0118	Hose-Hydraulic	18	9	2	93-6697	Decal-Lube	66	36	1
93-0118	Hose-Hydraulic	17	12	1	93-6698	Decal-Warning	1	24	1
93-0118	Hose-Hydraulic	15	33	1	93-6699	Decal-Fast/Slow	5	18	1
93-0119	Hose-Hydraulic	17	13	1	93-7183	Kit-Lift Control	10	41	1
93-0119	Hose-Hydraulic	13	21	1	93-7276	Decal-Danger	63	20	1
93-0139	Manifold-Hydraulic	17	17	1	93-7480	Bulb-LED	3	35	1
93-0140	Grommet	6	10	1	93-7488	Reservoir-Hydraulic	13	1	1
93-0142	Bushing-Straight	74	36	2	93-7498	Plug-Plastic	13	6	1
93-0143	Cartridge-Relief 250 psi	17	18	1	93-7499	Gasket-Flange	13	5	1
93-1374	Latch-Swell	31	1	2	93-7557	Asm-Barrel	79	1	1
93-1375	Motor-Hydraulic	19	21	5	93-7558	Asm-Barrel	78	1	1
93-1376	Asm-Pump, Gear	29	18	1	93-7579	Fender-RH	1	3	1
93-1396	Coupler-Trans.	29	7	1	93-7587	Bracket-Fuse Block	10	23	1
93-2042	Hose-Fuel	21	10	1	93-7588	Cover-Tank	13	8	1
93-3102	Cap-Fuel Tank	21	21	1	93-7840	Decal-Radiator Cap	31	37	1
93-3163	Spring	7	28	2	93-7960	Spacer	17	19	4
93-3164	Cap	7	27	2	93-7960	Spacer	19	34	4
93-3165	Bracket	7	29	1	93-7960	Spacer	72	36	6
93-3604	Gasket	29	6	1	93-7960	Spacer	75	58	2
93-3609	Bolt-Special	4	36	4	93-7961	Clamp	17	28	2
93-3612	Fitting-Hydraulic 90°	15	25	1	93-7961	Clamp	75	59	1
93-3614	Asm-Cover	20	4	1	93-7961	Clamp-Case Drain	19	33	2
93-3615	Asm-Drive Shaft	20	7	1	93-7961	Clamp-Rubber	72	34	3
93-3616	Asm-Idler Gear	20	6	1	93-7990	Head	76	9	1
93-3617	Asm-Differential	25	*	1	93-7990	Head	77	9	1
93-3618	Asm-Gear & Pinion	25	*	1	93-7991	Collar	76	11	1
93-3619	Upper Housing	25	26	1	93-7991	Collar	77	11	1
93-3623	Strip-Sealing, Radiator	32	61	2	93-7991	Collar	79	11	1
93-3624	Plate-Retaining	32	62	2	93-7994	Collar	78	11	1
93-3625	Spring-Joystick Return	11	58	1	93-8050	Decal-Danger (Europe)	80	3	1
93-3626	Bracket-Hose	2	41	1	93-8051	Decal-Warning	2	48	1
93-3640	Stop-Reel RH	75	56	1	93-8053	Decal-ECU	11	61	1
93-3642	Tube-Hydraulic	29	13	1	93-8060	Decal-Danger	6	17	1
93-3642	Tube-Hydraulic	15	38	1	93-8073	Decal-R.O.P.S. (Europe)	80	2	1
93-3643	Tube-Hydraulic	29	12	1	93-8742	Pad-Brake	5	26	2
93-3643	Tube-Hydraulic	15	39	1	93-8744	Rivet	2	52	3
93-3664	O-Ring	67	14	2	93-8744	Rivet	11	60	3
93-3665	O-Ring	67	15	2	93-9151	Fitting-Hydraulic	19	30	4
93-3666	Gear Box-Axle	69	23	2	93-9164	Indicator-Service	63	24	1
93-3667	Case-Knuckle	69	38	2	93-9310	Asm-Hydraulic Cylinder	73	46	1
93-3668	Washer-Thrust	69	21	2	93-9311	Hydraulic Cylinder Asm-	75	48	2
93-3669	Bearing-Needle	69	22	2	93-9312	Asm-Barrel	77	1	1
93-3670	O-Ring	69	1	4	93-9313	Asm-Barrel	76	1	1
93-3671	Pin-Dowel	69	7	4	94-1414	Valve-Vacuator	64	4	1
93-3672	Arm-Knuckle	69	8	2	94-1416	Asm-Adapter, Indicator	63	27	1
93-4268	Kit-Flange	30	*	1	94-2685	Cartridge-N.C.	16	7	3
93-4269	Kit-Housing, Section 1	30	*	1	94-3055	Cap-Lower, Joystick	11	63	1
93-4270	Kit-Housing, Section 2	30	*	1	94-3056	Ring-Retaining	11	64	1
93-4271	Kit-Housing, Section 3	30	*	1	94-3057	Spring-Compression	11	65	1
93-4272	Kit-Individual Pieces	30	*	1	94-3058	Cap-Upper, Joystick	11	66	1
93-4277	Kit-Valve	30	19	1	94-3510	Asm-Fuel Tank	21	22	1
93-4278	Pin-Dowel	30	4	4	94-4514	Bracket-Engine RH Rear	34	26	1
93-4279	Plate-Distance	30	13	2	94-4913	Asm-Hose, Pressure #2	15	24	1
93-4280	Coupling	30	9	2	94-4913	Asm-Hose, Pressure #2	19	27	1
93-4281	Pin-Dowel	30	22	4	94-4914	Asm-Hose, Pressure #3	19	10	1
93-4282	Block-Valve	30	18	1	94-4914	Asm-Hose, Pressure #3	15	27	1
93-4283	Bolt	30	17	4	94-4916	Asm-Hose, Drain, Return	19	26	1
93-6668	Decal-Battery	63	19	1	94-4916	Hose Asm-Drain	14	48	1
93-6680	Decal-Fuel	1	28	1	94-4917	Asm-Tube, Drain #2, 3	19	24	1
93-6682	Panel-Tower	3	10	1	94-4918	Asm-Tube, Pressure #2, 3	19	23	1
93-6683	Panel-Control	10	14	1	94-4919	Bracket-Clamp, Hose	75	51	1
93-6684	Decal-Backlap	32	53	1	94-4920	Plate-Mounting Valve	18	16	1
93-6686	Decal-Hyd. Oil	1	4	1	94-5020	Knob	16	24	2
93-6686	Decal-Oil	17	7	1	94-5027	Spring-Detent	16	31	2
93-6687	Decal-No Step	73	62	2	94-5386	Decal-Turf Defender, Diag.	8	1	1
93-6688	Decal-Hands/Feet	73	*	3	94-5438	Seal-Solenoid	16	23	12
93-6688	Decal-Hands/Feet	75	*	2	94-5594	Lift Arm Asm- Rear LH	75	61	1
93-6689	Decal-No Riders	1	32	2	94-5596	Lift Arm Asm- Rear RH	74	28	1

*Not Illustrated

TORO PART NUMBER INDEX (Cont.)

Part No.	Description	Pg. Ref. No. No. Qty.	Part No.	Description	Pg. Ref. No. No. Qty.
94-5598	Asm-Lift Arm RH	72 1 1	98-4584	Asm-Hose, Drain #5	19 5 1
94-5800	Asm-Lift Arm LH	72 32 1	98-4585	Asm-Hose, Pressure #1, 5	19 1 1
94-5802	Asm-Lift Arm, Center	72 40 1	98-4586	Asm-Hose, Pressure #5	15 4 1
94-5808	Asm-Carrier Frame	73 44 1	98-4586	Asm-Hose, Pressure #5	19 6 1
94-6031	Fitting-Hydraulic	19 25 1	98-4587	Asm-Hose, Drain #4	19 16 1
94-6343	Decal-Wire I.D.	11 *70 1	98-4587	Hose Asm-Drain #4	17 24 1
94-6767	Decal-Fuses	10 27 1	98-4588	Asm-Hose, Pressure #1, 4	19 14 1
94-6933	Asm-Front Axle	22 46 1	98-4589	Asm-Hose, Pressure #4	19 17 1
94-6934	Screw-HSH	26 21 8	98-4589	Asm-Hose, Pressure #4	15 37 1
94-6935	Nut-Lock	26 12 8	98-4590	Asm-Hose, Drain #1	19 20 1
94-6936	Washer-Flat	26 23 8	98-4590	Hose Asm-Drain #1	17 25 1
94-8060	Decal-Turf Defender, Diag.	8 1 1	98-4591	Clamp-Hose LH	31 35 1
94-8061	Decal-Turf Defender, Diag.	8 1 1	98-4592	Clamp-Hose RH	31 * 1
94-8062	Decal-Turf Defender, Diag.	8 1 1	98-4593	Asm-Drive Shaft	33 * 1
94-8063	Decal-Turf Defender, Diag.	8 1 1	98-4594	Clamp-Retainer	35 66 1
94-8064	Decal-Turf Defender, Diag.	8 1 1	98-4596	Washer-Mount, Engine	34 36 4
94-8065	Decal-Turf Defender, Diag.	8 1 1	98-4598	Cable-Battery (Ground)	34 17 1
94-8066	Decal-Turf Defender, Diag.	8 1 1	98-4599	Asm-Battery Cable (+)	63 13 1
94-8067	Decal-Turf Defender, Diag.	8 1 1	98-7353	Head	79 9 1
94-8068	Decal-Turf Defender, Diag.	8 1 1	98-7354	Head	78 9 1
94-8069	Decal-Turf Defender, Diag.	8 1 1	98-7428	Gasket	36 2 1
94-8070	Decal-Turf Defender, Diag.	8 1 1	98-7430	O-Ring	40 1 1
94-8103	Screw-HH	10 39 4	98-7449	Screw-Set	43 6 1
94-8104	Switch-Micro	10 38 2	98-7473	Ball	44 11 3
94-9157	Fuse-4A	10 20 1	98-7487	Plug	36 18 2
94-9411	Dipstick	13 4 1	98-7496	Bolt	39 24 3
95-1821	Spring-Compression	3 12 1	98-7507	Plug	36 3 1
95-4275	Hose-Fuel	63 38 1	98-7509	O-Ring	36 10 1
95-5642	Kit-Seal	16 8 3	98-7509	O-Ring	38 12 1
95-5645	Kit-Seal	16 * 10	98-7523	Plug-Drain	37 8 1
98-2195	Asm-Lift Control	10 37 1	98-7524	Gasket	37 9 1
98-2350	Asm-Seat Plate	6 16 1	98-7527	O-Ring	37 3 1
98-2352	Frame-Seat	6 28 1	98-7534	Nut	47 14 1
98-2353	Bracket-Seat Latch	6 36 2	98-7539	Cap-Sealing	36 12 1
98-2354	Latch-Seat	6 35 1	98-7540	Plug	38 11 2
98-4507	Radiator	31 12 1	98-7540	Plug	36 15 3
98-4510	Hose-Air Cleaner	63 33 1	98-7547	O-Ring	39 11 2
98-4510	Hose-Air Cleaner	35 65 1	98-7562	Washer-Flat	39 17 1
98-4511	Hose-Radiator Upper	31 18 1	98-7568	Bolt	42 5 9
98-4512	Hose-Radiator Lower	31 24 1	98-7572	Nut	39 1 1
98-4513	Bracket-Eng. Left Rear	35 58 2	98-7572	Nut	48 3 2
98-4515	Bracket-Engine LH Rear	34 25 1	98-7572	Nut	52 7 2
98-4516	Muffler	33 1 1	98-7572	Nut	59 8 1
98-4517	Asm-Air Cleaner	63 2 1	98-7585	Bolt	38 1 2
98-4518	Bracket-Air Cleaner	63 25 1	98-7585	Bolt	41 1 1
98-4521	Decal-Reelmasterr 5200D	1 10 2	98-7601	Seal-Oil	52 16 1
98-4523	Tube-Exhaust	33 7 1	98-7602	Pin-Spring	52 4 2
98-4525	Bracket-Mount, Air Cleaner	63 10 1	98-7605	Bolt	62 3 3
98-4527	Pipe-Engine Exhaust	33 10 1	98-7605	Bolt	46 23 3
98-4530	Support-Fan, Engine	34 41 1	98-7612	Filter-Fuel	21 1 1
98-4536	Bracket-Spring Rear LH	74 * 1	98-7613	Nut	54 1 3
98-4539	Bracket-Engine LH Front	34 39 1	98-7642	Washer-Adj. (0.900mm)	54 * 3
98-4543	Bracket-Engine Mount RH	34 40 1	98-7642	Washer-Adjusting	54 4 3
98-4547	Plate-Mount, Fan	35 54 1	98-7645	Bolt	47 11 1
98-4548	Bracket-Spring Rear RH	74 8 1	98-7647	Spring-Nozzle	54 5 3
98-4549	Asm-Frame	2 43 1	98-7654	Gasket	47 5 2
98-4551	Asm-Main Wire Harness	11 56 1	98-7654	Gasket	47 7 2
98-4555	Bracket-Muffler	33 2 1	98-7654	Gasket	53 14 1
98-4560	Bracket-Mount, Throttle	35 47 1	98-7665	Piece-Distance	54 7 3
98-4561	Shield-Alternator	35 63 1	98-7666	Push Rod	54 6 3
98-4564	Guard-Flywheel	33 14 1	98-7667	Nut-Nozzle	54 9 3
98-4571	Shroud-Fan	31 19 1	98-7668	Washer	54 2 3
98-4572	Bracket-Hose	1 22 1	98-7671	Clip-Pipe	53 7 2
98-4573	Screen-Hood	1 12 1	98-7676	Gasket	53 12 3
98-4575	Bracket-Fan Idler	34 42 1	98-7682	Clamp-Pipe	53 16 2
98-4576	Bracket-Reservoir, Water	63 22 1	98-7683	Clamp-Pipe	53 2 2
98-4577	Bracket-Support, Fan	35 48 1	98-7684	Screw w/washer	53 1 2
98-4578	Bracket-Fuel Filter	63 5 1	98-7692	Bolt	55 3 1
98-4579	Asm-Control Manifold	15 6 1	98-7692	Bolt	43 8 3
98-4581	Asm-Hose, Pressure #2	19 8 2	98-7692	Bolt	59 14 3
98-4582	Asm-Hose, Pressure #2	19 15 1	98-7692	Bolt	52 15 2
98-4583	Asm-Hose, Drain #2, 3	19 9 2	98-7692	Bolt	39 27 2
98-4584	Asm-Hose, Drain	17 1 1	98-7697	Bolt	55 1 1

*Not Illustrated

TORO PART NUMBER INDEX (Cont.)

Part No.	Description	Pg. No.	Ref. No.	Qty.	Part No.	Description	Pg. No.	Ref. No.	Qty.
98-7697	Bolt	57	1	2	98-8069	Asm-Hydraulic Cylinder	72	7	1
98-7698	Washer-Flat	55	2	1	98-9300	Asm-Engine	34	18	1
98-7708	Nut	56	1	1	98-9302	Plate-Idler Stop	6	49	1
98-7709	Collar	56	3	1	98-9303	Cable-Throttle	6	24	1
98-7710	Rotor	56	7	1	98-9305	Filter-Water/Fuel Separator	63	34	1
98-7711	Cover-Bearing	56	9	1	98-9306	Cluster-Warning	10	7	1
98-7712	Bearing-Ball	56	8	1	98-9308	Gauge-Temperature	10	8	1
98-7713	Washer-Trust	56	10	1	98-9309	Clamp-Muffler	33	9	1
98-7715	Plate-Retainer	56	11	1	98-9310	Clamp-Muffler	33	5	1
98-7716	Screw-RH	56	6	4	98-9311	Swivel-Cable, Throttle	6	53	1
98-7717	Bolt-Through	56	5	2	98-9312	Belt-V	34	44	1
98-7718	Bearing-Ball	56	12	1	98-9313	Pulley-Fan	34	5	1
98-7719	Frame-End	56	13	1	98-9314	Plug-Hood	1	27	1
98-7720	Cover-End	56	23	1	98-9317	Support-Radiator	31	7	1
98-7722	Bushing-Insulation	56	17	1	98-9319	Hood	1	8	1
98-7723	Holder-Brush	56	24	1	98-9322	Screw-HH	34	15	1
98-7724	Brush	56	26	2	98-9322	Screw-HSH	33	26	3
98-7725	Spring-Brush	56	25	2	98-9323	Asm-Expansion Tank	63	43	1
98-7726	Screw-RH	56	20	2	98-9333	Bracket-Mount, Fan	35	57	1
98-7727	Screw-RH	56	27	6	98-9335	Plate-Caution	31	21	1
98-7728	Screw-RH	56	21	1	98-9338	Hose-Fuel	21	16	1
98-7729	Bolt	56	22	3	98-9339	Gauge-Fuel	10	1	1
98-7730	Nut	56	14	2	98-9340	Decal-Service	1	25	1
98-7731	Bolt	56	15	2	98-9341	Decal-Clip (English)	6	41	1
98-7732	Nut	56	18	1	98-9342	Decal-Clip (Metric)	6	41	1
98-7733	Asm-Regulator	56	19	1	98-9343	Asm-Hose, Hydraulic	19	38	1
98-7750	Spring-Brush	58	6	4	98-9344	Asm-Hose, Hydraulic	19	22	1
98-7753	Roller	58	21	5	98-9346	Sender-Temp.	33	27	1
98-7755	Ball	58	16	1	98-9350	Bolt	46	5	2
98-7760	Nut-Hex.	58	12	1	98-9350	Bolt	37	6	22
98-7841	Washer-Adj. (0.925mm)	54	*	3	98-9351	Bolt	48	7	2
98-7842	Washer-Adj. (0.950mm)	54	*	3	98-9351	Bolt	43	15	2
98-7843	Washer-Adj. (0.975mm)	54	*	3	98-9351	Bolt	51	15	2
98-7844	Washer-Adj. (1.000mm)	54	*	3	98-9352	Bolt	42	6	8
98-7845	Washer-Adj. (1.025mm)	54	*	3	98-9353	Bolt	62	4	1
98-7846	Washer-Adj. (1.050mm)	54	*	3	98-9353	Bolt	60	8	1
98-7847	Washer-Adj. (1.075mm)	54	*	3	98-9353	Bolt	59	9	2
98-7848	Washer-Adj. (1.100mm)	54	*	3	98-9355	Bolt	62	5	2
98-7849	Washer-Adj. (1.125mm)	54	*	3	98-9355	Bolt	39	20	6
98-7850	Washer-Adj. (1.150mm)	54	*	3	98-9356	Bolt	59	15	1
98-7851	Washer-Adj. (1.175mm)	54	*	3	98-9356	Bolt	39	19	2
98-7852	Washer-Adj. (1.200mm)	54	*	3	98-9357	Bolt	60	9	4
98-7853	Washer-Adj. (1.225mm)	54	*	3	98-9358	Bolt	37	1	1
98-7854	Washer-Adj. (1.250mm)	54	*	3	98-9359	Bolt	47	12	1
98-7855	Washer-Adj. (1.275mm)	54	*	3	98-9360	Bolt	55	6	1
98-7856	Washer-Adj. (1.300mm)	54	*	3	98-9361	Bolt	49	4	2
98-7857	Washer-Adj. (1.325mm)	54	*	3	98-9362	Stud	39	4	2
98-7858	Washer-Adj. (1.350mm)	54	*	3	98-9362	Stud	52	10	2
98-7859	Washer-Adj. (1.375mm)	54	*	3	98-9363	Stud	39	3	1
98-7860	Washer-Adj. (1.400mm)	54	*	3	98-9364	Screw w/washer	40	7	2
98-7861	Washer-Adj. (1.425mm)	54	*	3	98-9365	Screw-Set	61	7	2
98-7862	Washer-Adj. (1.450mm)	54	*	3	98-9366	Washer-Flat	55	8	1
98-7863	Washer-Adj. (1.475mm)	54	*	3	98-9367	Washer-Lock	39	2	1
98-7864	Washer-Adj. (1.500mm)	54	*	3	98-9367	Washer-Lock	48	2	2
98-7865	Washer-Adj. (1.525mm)	54	*	3	98-9367	Washer-Lock	49	5	4
98-7866	Washer-Adj. (1.550mm)	54	*	3	98-9367	Washer-Lock	59	7	1
98-7867	Washer-Adj. (1.575mm)	54	*	3	98-9367	Washer-Lock	52	8	2
98-7868	Washer-Adj. (1.600mm)	54	*	3	98-9368	Washer-Lock	55	7	1
98-7869	Washer-Adj. (1.625mm)	54	*	3	98-9369	Clip-Circular, External	51	2	1
98-7870	Washer-Adj. (1.650mm)	54	*	3	98-9370	Clip-Circular, External	61	9	2
98-7871	Washer-Adj. (1.675mm)	54	*	3	98-9371	O-Ring	52	6	1
98-7872	Washer-Adj. (1.700mm)	54	*	3	98-9372	O-Ring	39	10	2
98-7873	Washer-Adj. (1.725mm)	54	*	3	98-9373	O-Ring	44	19	1
98-7874	Washer-Adj. (1.750mm)	54	*	3	98-9374	O-Ring	41	4	1
98-7875	Washer-Adj. (1.775mm)	54	*	3	98-9375	Pin-Straight	36	5	2
98-7876	Washer-Adj. (1.800mm)	54	*	3	98-9375	Pin-Straight	44	12	1
98-7877	Washer-Adj. (1.825mm)	54	*	3	98-9376	Pin-Straight	36	6	2
98-7878	Washer-Adj. (1.850mm)	54	*	3	98-9377	Pin-Straight	36	11	2
98-7879	Washer-Adj. (1.875mm)	54	*	3	98-9378	Key-Feather	43	3	1
98-7880	Washer-Adj. (1.900mm)	54	*	3	98-9379	Plug	36	20	3
98-7881	Washer-Adj. (1.925mm)	54	*	3	98-9380	Ball	39	13	1
98-7882	Washer-Adj. (1.950mm)	54	*	3	98-9381	Bearing-Ball	46	12	1
98-8068	Hydraulic Cylinder Asm.	73	67	1	98-9382	Bearing-Ball	46	10	1

*Not Illustrated

TORO PART NUMBER INDEX (Cont.)

Part No.	Description	Pg. Ref. No. No. Qty.	Part No.	Description	Pg. Ref. No. No. Qty.
98-9383	Bearing-Ball	46 7 1	98-9460	Asm-Cylinder Head	38 3 1
98-9384	Tube-Fuel	49 2 1	98-9462	Element-Pump	50 1 3
98-9385	Washer-Flat	61 2 3	98-9463	Rack-Control	50 24 1
98-9386	Plug	37 10 1	98-9464	Bolt-Joint	50 21 1
98-9387	Pin-Pipe	36 21 2	98-9465	Plate	50 25 1
98-9388	Joint-Pipe	39 16 1	98-9466	Plug	50 18 1
98-9389	Cap-Sealing	38 7 2	98-9467	Asm-Pipe, Fuel	49 * 1
98-9390	Collet-Valve Spring Set	61 17 6	98-9468	Asm-Holder, Nozzle	53 9 3
98-9391	Screw-Set	61 13 1	98-9469	Piston (Std.)	44 7 3
98-9392	Bolt	45 2 8	98-9470	Piston (0.5mm Oversize)	44 7 3
98-9393	Nut	61 3 3	98-9471	Cover-Thermostat	59 10 1
98-9394	Gear-Ring	45 5 1	98-9472	Spring-Return	52 14 1
98-9395	Cap-Sealing	38 9 1	98-9473	Pulley-Fan Drive	55 21 1
98-9396	Gear	58 22 1	98-9474	Asm-Alternator	56 * 1
98-9398	Cap-Sealing	36 8 4	98-9474	Asm-Alternator	55 19 1
98-9399	Gasket	37 7 1	98-9475	Frame-Drive End	56 4 1
98-9400	Armature	58 3 1	98-9476	Asm-Rectifier	56 16 1
98-9401	Frame-End	58 8 1	98-9477	Hook-Engine	38 2 1
98-9402	Bolt-Through	58 10 2	98-9478	Hook-Engine	38 8 1
98-9403	Holder-Brush	58 7 1	98-9479	Bolt-Cylinder Head	38 4 12
98-9404	Bolt	58 9 2	98-9480	Asm-Case, Main Bearing	42 1 1
98-9405	Screw-PPH	58 18 2	98-9481	Asm-Case, Gear	39 5 1
98-9406	Washer-Felt	58 1 1	98-9482	Seal-Oil	39 22 1
98-9407	Switch-Magnetic	58 14 1	98-9483	Seal-Oil	42 7 1
98-9408	Housing	58 19 1	98-9484	Bolt-Bearing Case	42 2 6
98-9409	Clutch	58 17 1	98-9485	Bolt-Bearing Case	42 10 2
98-9410	Cover-Cord	58 23 1	98-9486	Plate-End, Rear	45 1 1
98-9411	Bearing-Ball	58 2 1	98-9487	Cover-Bearing Case	42 8 1
98-9412	Bearing-Ball	58 4 1	98-9488	Plate-Breather Element	40 9 1
98-9413	Metal-Side (Std.)	44 14 2	98-9489	Plate-Breather Element	40 11 1
98-9414	Metal-Side (0.2mm)	44 14 2	98-9490	Oil Shield-Breather	40 8 1
98-9415	Metal-Side (0.4mm)	44 14 2	98-9491	Pipe-Breather	40 6 1
98-9416	Switch	36 23 1	98-9492	Joint-Breather Pipe	40 5 1
98-9420	Asm-Pipe, Overflow	53 6 1	98-9493	Element-Breather	40 10 1
98-9421	Valve-Delivery	50 5 3	98-9494	Valve-Inlet	61 21 3
98-9422	Asm-Tappet	50 11 3	98-9495	Valve-Exhaust	61 20 3
98-9423	O-Ring	50 2 6	98-9496	Seat-Valve Stem	61 14 6
98-9424	Spring-Valve, Delivery	50 6 3	98-9497	Cap-Valve	61 18 6
98-9425	Gasket-Valve, Delivery	50 7 3	98-9498	Retainer-Valve Spring	61 16 6
98-9426	Pin-Guide, Tappet	50 27 3	98-9499	Guide-Inlet Valve	38 5 3
98-9427	Seat-Spring, Upper	50 15 3	98-9500	Guide-Exhaust Valve	38 6 3
98-9428	Spring-Plunger	50 14 3	98-9501	Asm-Arm, Rocker	61 5 6
98-9429	Seat-Spring, Lower	50 13 3	98-9502	Screw-Adjusting	61 6 6
98-9430	Screw	50 23 1	98-9503	Nut	61 4 6
98-9431	Screw-Air Bleed	53 15 1	98-9504	Spring-Rocker Arm	61 12 2
98-9432	Sleeve-Control	50 16 3	98-9505	Bracket-Rocker Arm	61 11 3
98-9433	Shim	50 12 3	98-9506	Stud	61 19 3
98-9434	Flange-Sleeve	50 4 3	98-9507	Washer-Shaft, Rocker Arm	61 10 2
98-9436	Asm-Cock, Drain	36 17 1	98-9508	Washer-Shaft, Rocker Arm	61 1 2
98-9436	Gasket-Fuel Pump	48 1 1	98-9509	Push Rod	43 5 6
98-9437	Bolt	39 23 1	98-9510	Stopper-Camshaft	43 2 1
98-9438	Stud	49 9 2	98-9511	Stopper-Fuel, Camshaft	46 6 1
98-9439	Nut	47 6 2	98-9512	Gear-Cam	43 1 1
98-9440	Nut-Cap	49 10 2	98-9513	Pin-Piston	44 5 3
98-9441	Nut-Cap	47 2 2	98-9514	Clip-Circular, Piston Pin	44 4 6
98-9442	Screw-Countersunk Hd.	50 26 4	98-9515	Bushing-Piston Pin	44 3 3
98-9443	Pin-Joint	50 3 3	98-9516	Asm-Rod, Connecting	44 * 3
98-9444	Plug	62 6 1	98-9517	Bolt-Connecting Rod	44 1 6
98-9445	Gasket	50 20 2	98-9518	Metal-Crankpin (Std.)	44 2 3
98-9446	Gasket	50 22 1	98-9519	Metal-Crankpin (0.2mm)	44 2 3
98-9447	O-Ring	50 8 3	98-9520	Metal-Crankpin (0.4mm)	44 2 3
98-9448	Asm-Washer, Adjusting	54 10 3	98-9521	Collar-Crankshaft	44 20 1
98-9449	Plug-Oil Filler	40 2 1	98-9522	Sleeve-Crankshaft	44 13 1
98-9450	Pin-Clamp	50 28 1	98-9523	Metal-Crankshaft (Std.)	44 18 1
98-9451	Gasket	50 19 1	98-9524	Metal-Crankshaft (Std. Set)	44 17 2
98-9452	Screw	50 10 6	98-9525	Metal-Crankshaft (Std.)	44 16 1
98-9453	Pulley-Dynamo	56 2 1	98-9526	Metal-Crankshaft (0.2mm)	44 16 1
98-9454	Gasket	40 4 3	98-9527	Metal-Crankshaft (0.4mm)	44 16 1
98-9455	Nut-Cap	40 3 3	98-9528	Metal-Crankshaft (0.2mm)	44 18 1
98-9456	Shim-Injection (0.2mm)	49 7 1	98-9529	Metal-Crankshaft (0.4mm)	44 18 1
98-9457	Shim-Injection (0.25mm)	49 7 1	98-9530	Metal-Crankshaft	44 17 2
98-9458	Shim-Injection (0.30mm)	49 8 1	98-9531	Metal-Crankshaft	44 17 2
98-9459	Camshaft-Fuel	46 9 1	98-9532	Gear-Crankshaft	44 9 1

*Not Illustrated

TORO PART NUMBER INDEX (Cont.)

Part No.	Description	Pg. No.	Ref. No.	Qty.	Part No.	Description	Pg. No.	Ref. No.	Qty.
98-9533	Shaft-Gear, Idle	43	9	1	98-9619	Asm-Piston Ring (0.5mm)	44	6	3
98-9534	Clip-Circular, Idle Gear	43	14	1	98-9620	Asm-Pipe, Overflow	53	8	1
98-9535	Collar-Gear, Idle	43	10	1	98-9628	Asm-Holder, Nozzle	54	*	3
98-9536	Collar-Gear, Idle	43	13	1	98-9629	Piece-Nozzle	54	8	3
98-9537	Bolt-Flywheel	45	3	6	98-9630	Pin-Start Spring	36	7	1
98-9538	Filter-Oil	37	2	1	98-9631	Cord-Glow Plug	53	10	1
98-9539	Pin-Pipe	36	9	1	98-9632	Gasket-Pump, Water	60	7	1
98-9540	Asm-Rotor, Oil Pump	39	9	1	98-9633	Gasket-Gear Case	39	6	1
98-9541	Cover-Oil Pump	39	8	1	98-9634	Gasket-Bearing Case	42	3	1
98-9542	Gear-Oil Pump Drive	44	8	1	98-9635	Gasket-Bearing Case Cover	42	4	1
98-9543	Seal-Valve	39	14	1	98-9637	Gasket	52	12	1
98-9544	Spring	39	12	1	98-9638	Gasket-Flange, Water	59	13	1
98-9545	Band-Pipe	49	1	2	98-9639	Gasket	59	11	1
98-9547	Cam-Fuel	46	2	1	98-9640	Cover-Pump	47	13	1
98-9548	Washer	46	3	1	98-9641	Cover	39	26	1
98-9557	Bolt-Adjusting	47	8	1	98-9642	Asm-Crankshaft	44	*	1
98-9558	Cap	47	1	1	98-9643	Asm-Pump, Injection	50	17	1
98-9558	Cap	47	9	1	98-9643	Asm-Pump, Injection	49	6	1
98-9559	Asm-Weight, Governor	46	19	2	98-9644	Asm-Shaft, Governor	46	14	1
98-9560	Shaft-Governor Weight	46	17	2	98-9645	Spring-Start	51	5	1
98-9561	Holder-Gear, Governor	46	22	1	98-9646	Gasket-Oil Pan	37	4	1
98-9562	Holder-Gear, Governor	46	21	1	98-9647	Bolt-Cylinder Head	38	13	2
98-9563	Sleeve-Governor	46	16	1	98-9648	Spring-Valve	61	15	6
98-9564	Washer-Thrust	46	15	1	98-9649	Asm-Gear, Idle	43	11	1
98-9565	Screw-Set	46	13	1	98-9650	Bushing-Gear, Idle	43	12	1
98-9566	Shaft-Lever, Fork	51	12	1	98-9651	Asm-Cartridge, Oil	39	15	1
98-9567	Collar	51	1	1	98-9652	Holder-Valve, Delivery	50	9	3
98-9568	Collar	51	8	1	98-9653	Pipe-Injection	53	3	1
98-9569	Cover-Shaft, Fork Lever	51	14	1	98-9654	Pipe-Injection	53	4	1
98-9570	Bearing-Miniature	51	3	1	98-9655	Pipe-Injection	53	5	1
98-9571	Bearing-Miniature	51	9	1	98-9656	Bushing-Governor, Gear	36	1	1
98-9572	Lever-Speed Control	52	5	2	98-9657	Clip-Circular, Gov. Shaft	46	11	1
98-9573	Stay-Dynamo	55	4	1	98-9658	Asm-Lever, Governor	52	11	1
98-9574	Pipe-Water	60	11	1	98-9659	Lever-Fork	51	11	1
98-9575	Asm-Pump, Water	60	1	1	98-9660	Lever-Thrust	51	6	1
98-9576	Asm-Seal	60	5	1	98-9661	Asm-Plate, Control	52	9	1
98-9577	Pipe-Return, Water	60	4	1	98-9662	Lever-Speed Control	52	3	1
98-9578	Pipe-Return, Water	59	2	1	98-9663	Lever-Engine Stop	52	17	1
98-9579	Band Pipe	59	1	2	98-9664	Shaft-Stop Lever	52	13	1
98-9580	Pipe-Return, Water	59	4	1	98-9665	Nut	62	13	6
98-9581	Impeller-Water	60	6	1	98-9666	Key	44	10	1
98-9582	Flange-Pump, Water	60	2	1	98-9667	Plug	36	16	1
98-9583	Bearing	60	3	1	98-9668	Plug	36	13	1
98-9584	Pulley-Fan	55	5	1	98-9669	Gear-Injection Pump	46	4	1
98-9585	Bolt	55	22	1	98-9670	Gauge-Oil	41	3	1
98-9586	Bolt	39	21	1	98-9671	Guide-Oil Gauge	41	2	1
98-9588	Stud	62	14	6	98-9672	Asm-Guide, Oil Gauge	41	*	1
98-9589	Nut	52	1	2	98-9673	Gear-Governor	46	20	1
98-9590	Nut-Cap	46	1	1	98-9674	Packing	47	10	1
98-9592	Screw	39	7	5	98-9675	Plug	36	22	1
98-9593	Washer-Flat	51	10	1	98-9676	V-Belt	55	20	1
98-9594	Washer-Flat	52	2	2	98-9677	Asm-Pump, Fuel	48	4	1
98-9595	Key-Woodruff	46	8	1	98-9678	Asm-Apparatus, Idle	47	*	1
98-9596	Joint-Eye	49	3	1	98-9679	Asm-Bolt, Adjusting	47	3	1
98-9597	Plug	36	14	3	98-9680	Asm-Lever, Fork	51	7	1
98-9598	Plug	39	18	2	98-9681	Spring-Governor	51	4	1
98-9599	Plug	36	4	1	98-9682	Gasket	51	13	1
98-9602	Asm-Coupler, Lock	55	14	1	98-9683	Gasket-Solenoid Cover	48	5	1
98-9603	Stud	59	6	1	98-9684	Gasket-Gear Case	39	25	1
98-9604	Asm-Crankcase	36	19	1	98-9685	Oil Pan	37	5	1
98-9605	Gasket-Cylinder Head	38	10	1	98-9688	Metal-Side (Std.)	44	15	2
98-9606	Asm-Case, Main Bearing	42	11	1	98-9689	Metal-Side (0.2mm)	44	15	2
98-9607	Asm-Case, Main Bearing	42	9	1	98-9690	Metal-Side (0.4mm)	44	15	2
98-9608	Manifold-Inlet	62	2	1	98-9691	Asm-Flywheel	45	4	1
98-9609	Gasket-Manifold, Inlet	62	1	1	98-9692	Roller	46	18	2
98-9610	Gasket-Manifold, Exhaust	62	9	1	98-9693	Solenoid-Stop	48	6	1
98-9611	Gasket-Muffler	62	10	1	98-9694	Seat-Heat	53	13	3
98-9612	Asm-Shaft, Rocker Arm	61	8	1	98-9695	Plug-Glow	53	11	3
98-9614	Asm-Cover, Cylinder Head	40	13	1	98-9696	Asm-Coupler	55	18	1
98-9615	Gasket-Head Cover	40	12	1	98-9697	Connector	55	17	1
98-9616	Tappet	43	4	6	98-9698	Connector	55	16	1
98-9617	Asm-Camshaft	43	7	1	98-9699	Terminal	55	15	7
98-9618	Asm-Piston Ring (Std.)	44	6	3	98-9700	Asm-Terminal	55	9	1

*Not Illustrated

TORO PART NUMBER INDEX (Cont.)

Part No.	Description	Pg. Ref. No. No. Qty.	Part No.	Description	Pg. Ref. No. No. Qty.
98-9701	Terminal	55 10 1	237-21	O-Ring	66 22 2
98-9702	Sleeve	55 11 1	237-22	O-Ring	15 1 1
98-9703	Terminal	55 12 1	237-22	O-Ring	17 14 2
98-9704	Sleeve	55 13 1	237-22	O-Ring	3 14 5
98-9705	Asm- Starter	57 2 1	237-22	O-Ring	29 15 1
98-9706	Yoke	58 5 1	237-22	O-Ring	22 20 2
98-9708	Retainer	58 20 1	237-22	O-Ring	13 23 6
98-9710	Spring	58 15 1	237-22	O-Ring	19 36 4
98-9711	Cord-Stop, Solenoid	58 13 1	237-22	O-Ring	32 47 2
98-9712	Band-Cover	58 11 1	237-30	O-Ring	29 11 2
98-9713	Asm-Flange, Water	59 3 1	237-30	O-Ring	16 12 1
98-9715	Asm-Thermostat	59 12 1	237-30	O-Ring	15 13 7
98-9716	Pipe-Water	60 12 1	237-30	O-Ring	19 19 19
98-9717	Clamp	60 10 2	237-42	O-Ring	16 5 2
98-9718	Manifold-Exhaust	62 12 1	237-42	O-Ring	17 16 2
98-9719	Thermoswitch	59 5 1	237-42	O-Ring	13 25 4
98-9750	Decal-Diagnostic-ACE	8 1 1	237-42	O-Ring	14 49 1
98-9751	Decal-Diag. (Danish)	8 1 1	237-42	O-Ring	65 6 1
98-9752	Decal-Diag. (Dutch)	8 1 1	237-65	O-Ring	13 10 5
98-9753	Decal-Diag. (Finnish)	8 1 1	237-65	O-Ring	15 22 1
98-9754	Decal-Diag. (French)	8 1 1	237-65	O-Ring	32 50 2
98-9755	Decal-Diag. (German)	8 1 1	237-78	O-Ring	16 1 12
98-9756	Decal-Diag. (Italian)	8 1 1	237-78	O-Ring	19 2 5
98-9757	Decal-Diag. (Japan)	8 1 1	237-78	O-Ring	72 3 6
98-9758	Decal-Diag. (Norwegian)	8 1 1	237-78	O-Ring	17 4 7
98-9759	Decal-Diag. (Portuguese)	8 1 1	237-78	O-Ring	18 4 8
98-9760	Decal-Diag. (Spanish)	8 1 1	237-78	O-Ring	15 7 6
98-9761	Kit-Hydraulic Hose	19 * 1	237-78	O-Ring	74 12 4
98-9762	Decal-Diag. (Swedish)	8 1 1	237-78	O-Ring	65 7 1
98-9763	Asm-Element	64 2 1	237-78	O-Ring	66 20 2
98-9764	Element-Spin On	65 2 1	237-78	O-Ring	22 22 1
98-9765	Yoke-Shaft	33 18 1	237-79	O-Ring	15 9 6
98-9766	Kit-U-Joint	33 21 1	237-79	O-Ring	16 10 1
98-9767	Yoke-Slip Tube	33 24 1	237-79	O-Ring	29 17 3
98-9768	Yoke-End	33 25 1	237-79	O-Ring	19 18 10
98-9769	Yoke-Flange	33 23 1	237-79	O-Ring	22 18 2
98-9771	Asm-Cover	64 3 1	237-79	O-Ring	13 45 1
98-9772	Head-Filter	65 1 1	237-80	O-Ring	16 20 1
98-9773	Plug-Base, Filter	65 5 1	237-81	O-Ring	13 12 4
98-9774	O-Ring, Filter Base	65 3 1	237-81	O-Ring	22 25 2
98-9775	Base-Filter	65 4 1	237-81	O-Ring	15 26 1
98-9776	Plug-Head, Filter	65 8 1	237-101	O-Ring	13 7 1
98-9777	Asm-Valve, Drain	65 10 1	237-141	Bumper	1 6 2
98-9779	Rotary Cartridge Kit	16 30 2	237-146	O-Ring	29 19 1
98-9783	Tube-Interlock	11 62 1	237-156	O-Ring	16 16 2
98-9788	Decal-Instructions	63 40 1	237-161	O-Ring	22 36 1
217-120	Rim	23 52 2	237-163	O-Ring	29 9 1
217-121	Rim	66 38 2	237-165	Grommet	66 9 2
218-446	Nut-Locking	10 10 1	237-181	O-Ring	23 51 1
218-447	Washer-E.T.L.W.	10 11 1	240-3	Grommet	32 57 2
218-498	Nut-Hex.	10 4 2	240-5	Grommet-Rubber	19 28 4
218-498	Nut-Lock	32 54 2	240-11	Grommet	21 23 3
218-533	Lens-Red	3 36 1	240-11	Grommet	13 39 3
218-535	Nut-Lock	3 33 1	242-34	Stud-Flange, Axle	26 9 10
218-536	Washer-Lock	3 34 1	2411-36	Bearing-Rod End	5 2 1
218-574	Fuse-7.5A	10 20 1	2412-34	Clamp-Hose	29 2 1
218-578	Fuse-10A	10 20 3	2412-34	Clamp-Hose	31 15 4
218-589	Washer-Lock	10 29 1	2412-34	Clamp-Hose	13 18 3
218-594	Fuse-20A	10 20 1	2412-36	Clamp-Drain	21 26 1
219-19	Lamp-Green	11 * 1	2412-42	Clamp-Hose	63 1 1
231-134	Tire	23 53 2	2412-92	Clamp-Hose	34 14 1
231-141	Tire	66 37 2	2412-93	Clamp-R	6 18 1
232-27	Stem-Valve	22 3 2	2412-93	Clamp-R	13 32 2
232-35	Valve-Stem	66 40 2	2412-98	Clamp-Hose	21 31 1
233-17	Knob-Parking Brake	3 9 1	2412-98	Clamp-Hose	31 31 1
233-42	Knob	5 19 1	2412-103	Clamp-R	31 29 2
233-42	Knob-Throttle	6 34 1	2412-108	Clamp	63 39 4
237-21	O-Ring	17 2 7	2412-108	Clamp-Hose	21 11 4
237-21	O-Ring	18 2 7	2412-126	Clamp-R	11 53 1
237-21	O-Ring	19 4 5	2412-129	Clamp-Hose	22 27 2
237-21	O-Ring	72 5 8	2412-133	Clamp-R	6 42 2
237-21	O-Ring	74 14 4	2412-146	Clamp-Spring	21 34 2
237-21	O-Ring	15 18 4	251-8	Bearing-Ball	69 6 2

*Not Illustrated

TORO PART NUMBER INDEX (Cont.)

Part No.	Description	Pg. No.	Ref. No.	Qty.	Part No.	Description	Pg. No.	Ref. No.	Qty.
251-77	Collar-Locking	71	25	1	322-5	Screw-HH	74	6	3
251-259	Bearing-Ball	28	11	2	322-5	Screw-HH	18	17	2
251-263	Bearing-Ball	69	25	2	322-5	Screw-HH	1	19	4
251-318	Bearing-Ball	34	7	2	322-5	Screw-HH	72	26	3
251-337	Bearing-Ball	71	26	1	322-5	Screw-HH	63	28	2
251-344	Bearing-Ball	67	4	1	322-5	Screw-HH	11	54	1
251-345	Bearing-Ball	67	13	1	322-5	Screw-HH	32	60	4
251-347	Bearing-Ball	69	12	2	322-6	Screw-HH	74	17	4
251-348	Bearing-Ball	69	3	2	322-6	Screw-HH	7	30	1
251-349	Bearing-Ball	69	17	2	322-6	Screw-HH	34	38	8
251-350	Bearing-Ball	67	18	2	322-6	Screw-HH	63	42	2
253-155	Seal	71	13	2	322-7	Screw-HH	28	10	1
254-65	Cone-Tapered Bearing	25	28	2	322-8	Screw-HH	71	19	4
254-66	Cup-Tapered Bearing	25	27	2	322-9	Screw-HH	33	19	2
254-91	Cone-Bearing	25	23	1	322-10	Screw-HH	28	3	1
254-108	Bearing-Roller, Tapered	67	31	1	322-12	Screw-HH	74	32	2
254-109	Bearing-Roller, Tapered	67	39	1	322-13	Screw-HH	17	29	4
256-42	Bushing-Sleeve	5	34	2	322-13	Screw-HH	72	35	6
256-113	Bushing-Flange	28	19	2	322-13	Screw-HH	75	50	3
256-115	Washer-Thrust	74	26	8	323-4	Screw-HH	6	2	2
256-115	Washer-Thrust	72	41	11	323-4	Screw-HH	13	43	2
256-236	Bearing-Flange	5	24	4	323-6	Screw-HH	33	3	4
256-287	Bushing-Flange	74	38	4	323-6	Screw-HH	34	12	2
281-7	Plug-Pipe, Square Hd.	69	37	2	323-6	Screw-HH	75	54	2
281-10	Plug-Socket, Hex.	69	27	2	323-7	Screw-HH	66	1	4
281-13	Plug-Pipe	63	36	2	323-7	Screw-HH	34	45	1
282-4	Clevis-Spring	74	3	2	323-9	Screw-HH	5	3	1
282-4	Clevis-Spring	72	21	3	323-9	Screw-HH	66	11	2
283-6	Pin-Clevis	74	10	2	323-9	Screw-HH	63	14	1
283-6	Pin-Clevis	72	15	3	323-10	Screw-HH LH	34	33	1
283-58	Pin-Clevis	5	30	4	323-11	Screw-HH	72	39	1
284-3	Plug-Welch	71	20	1	323-12	Screw-HH	29	4	2
285-22	Plug-Pipe	65	9	1	323-12	Screw-HH	22	32	2
302-5	Fitting-Grease	71	4	2	323-12	Screw-HH	73	56	2
302-5	Fitting-Grease	70	7	2	323-12	Screw-HH RH	34	27	3
302-5	Fitting-Grease	72	11	6	323-20	Screw-HH	23	49	2
302-5	Fitting-Grease	76	13	1	324-7	Screw-HH	22	29	4
302-5	Fitting-Grease	77	13	1	325-2	Screw-HH	32	65	2
302-5	Fitting-Grease	78	13	1	325-4	Screw-HH	74	35	4
302-5	Fitting-Grease	79	13	1	325-4	Screw-HH	73	59	6
302-5	Fitting-Grease	28	20	1	325-5	Screw-HH	66	3	4
302-5	Fitting-Grease	33	22	2	325-5	Screw-HH	80	6	9
302-5	Fitting-Grease	74	29	4	325-7	Screw-HH	22	13	2
302-5	Fitting-Grease	5	39	1	325-12	Screw-HH	63	30	2
302-10	Fitting-Grease 45°	34	10	1	327-2	Screw-HH	66	4	1
302-11	Fitting-Grease	66	49	1	328-7	Screw-HH	72	18	4
302-55	Fitting-Grease	66	34	2	328-12	Screw-HH	72	13	2
302-58	Fitting-Grease	71	10	1	3210-8	Screw-HH	24	19	8
304-46	Drain-Radiator	31	10	1	3212-4	Bolt	6	52	2
304-46	Fitting-Drain	21	27	1	3212-4	Screw-HH	80	*	2
304-73	Fitting-Barbed	21	32	1	3213-2	Screw-HH	35	60	8
321-2	Screw-HH	22	6	1	3217-6	Nut-Hex	7	32	1
321-4	Screw-HH	31	23	7	3217-6	Nut-Hex.	28	28	1
321-4	Screw-HH	6	31	1	3217-9	Nut-Hex.	63	32	2
321-4	Screw-HH	35	50	1	3217-9	Nut-Lock	80	7	3
321-5	Screw-HH	63	23	2	3218-1	Nut-Jam	23	50	1
321-11	Screw-HH	18	6	4	3220-3	Nut-Jam	5	1	2
321-15	Screw-HH	10	33	3	3220-6	Nut	4	27	1
321-18	Screw-HH	17	5	4	3220-6	Nut-Steering Wheel	3	8	1
321-23	Screw-HH	13	13	2	3230-2	Bolt-Carriage	34	13	1
321-39	Screw-HH	1	15	7	3230-3	Bolt-Carriage	71	1	3
321-39	Screw-HH	10	26	2	3234-5	Screw-HFH	2	55	1
322-2	Screw-HH	31	36	4	3234-5	Screw-HHF	2	34	1
322-2	Screw-HH	35	49	4	3234-5	Screw-Whiz Lock	31	3	6
322-3	Screw-HH	6	14	13	3234-7	Screw-HHF (Europe)	2	42	1
322-3	Screw-HH	28	18	2	3234-14	Screw-HWH	2	33	14
322-3	Screw-HH	5	25	8	3234-29	Screw	63	41	2
322-3	Screw-HH	15	28	4	3234-29	Screw-HHF	35	55	6
322-3	Screw-HH	1	30	4	3245-35	Screw-Set	71	24	1
322-3	Screw-HH	10	35	2	3250-29	Screw-HH	6	7	4
322-4	Screw-HH	63	11	3	3253-3	Washer-Lock	22	7	1
322-4	Screw-HH	2	40	2	3253-3	Washer-Lock	71	16	6
322-4	Screw-HH	35	53	9	3253-3	Washer-Lock	6	30	1

*Not Illustrated

TORO PART NUMBER INDEX (Cont.)

Part No.	Description	Pg. No.	Ref. No.	Qty.	Part No.	Description	Pg. No.	Ref. No.	Qty.
3253-3	Washer-Lock	10	32	3	3258-166	Screw-Round Head	21	29	1
3253-4	Washer-Lock	3	2	2	3269-10	Washer-Back-up	31	30	7
3253-4	Washer-Lock	6	13	4	3269-13	Rivet-Pop	31	32	17
3253-4	Washer-Lock	74	16	2	3269-15	Rivet-Pop	31	5	8
3253-4	Washer-Lock	28	17	2	3272-2	Pin-Cotter	5	5	2
3253-4	Washer-Lock	1	20	4	3272-4	Pin-Cotter	1	11	2
3253-4	Washer-Lock	15	29	4	3272-5	Pin-Cotter	3	17	3
3253-4	Washer-Lock	31	39	4	3272-10	Pin-Cotter	28	1	1
3253-4	Washer-Lock	34	43	6	3272-10	Pin-Cotter	74	4	2
3253-5	Washer-Lock	29	5	2	3272-10	Pin-Cotter	72	17	3
3253-6	Washer-Lock	80	*	2	3272-10	Pin-Cotter	3	21	1
3253-6	Washer-Lock	7	25	2	3272-10	Pin-Cotter	6	21	2
3253-6	Washer-Lock	6	51	2	3272-10	Pin-Cotter	5	40	4
3253-7	Washer-Lock	80	5	9	3272-11	Pin-Cotter	66	10	1
3253-7	Washer-Lock	74	39	4	3272-17	Pin-Cotter	69	31	2
3253-7	Washer-Lock	73	58	6	3273-26	Screw-Hex. Socket Hd.	10	45	2
3253-7	Washer-Lock	35	61	8	3274-8	Screw-HH	71	17	6
3253-7	Washer-Lock	32	64	2	3274-34	Screw-Socket Flat Hd.	71	30	1
3253-15	Washer-Lock	21	8	5	3290-271	Rivet-Pop	31	20	2
3253-19	Washer-Lock	11	*71	2	3290-354	Plate-Nut	10	36	2
3253-21	Washer-Lock	63	15	1	3290-378	Tie-Cable	19	*	4
3253-21	Washer-Lock	22	33	2	3290-378	Tie-Cable	3	*	3
3253-21	Washer-Lock	13	42	2	3290-378	Tie-Cable	31	17	1
3253-27	Washer-Lock	63	31	2	3290-378	Tie-Cable	66	25	1
3253-33	Washer-Lock	7	31	1	3290-378	Tie-Cable	74	42	2
3255-8	Washer-Lock	34	16	3	3290-378	Tie-Cable	73	68	5
3255-8	Washer-Lock ETLW	3	15	1	3290-379	Tie-Cable	74	1	4
3256-1	Washer-Flat	10	13	5	3290-379	Tie-Cable	21	3	1
3256-1	Washer-Flat	1	14	10	3290-379	Tie-Cable	72	14	3
3256-1	Washer-Flat	3	29	2	3290-410	Tie-Cable, Push On	3	*	4
3256-2	Washer-Flat	31	34	4	3290-461	Washer-Belleville	5	21	1
3256-3	Washer-Flat	1	31	4	3290-488	Boot-Lift Control	10	40	1
3256-3	Washer-Flat	10	34	3	3290-489	Knob-Lift Control	10	3	1
3256-4	Washer-Flat	33	4	8	3290-509	Tie-Mount	21	30	1
3256-5	Washer-Flat	7	4	1	3296-2	Nut-Lock	10	18	4
3256-6	Washer-Flat	74	40	4	3296-3	Nut-Lock	6	27	1
3256-6	Washer-Flat	73	57	6	3296-9	Nut-Hex.	28	24	2
3256-22	Washer-Flat	5	6	2	3296-20	Nut-Lock	3	16	4
3256-22	Washer-Flat	3	11	4	3296-20	Nut-Lock	6	54	1
3256-22	Washer-Flat	31	22	4	3296-23	Nut-Lock	66	7	4
3256-23	Washer-Flat	74	7	10	3296-23	Nut-Lock	22	16	2
3256-23	Washer-Flat	6	12	8	3296-29	Nut-Lock	71	6	7
3256-23	Washer-Flat	1	18	6	3296-29	Nut-Lock	28	9	4
3256-23	Washer-Flat	72	25	3	3296-29	Nut-Lock	74	9	11
3256-23	Washer-Flat	3	31	6	3296-29	Nut-Lock	34	19	14
3256-23	Washer-Flat	34	34	8	3296-29	Nut-Lock	33	20	2
3256-23	Washer-Flat	31	38	4	3296-29	Nut-Lock	5	23	8
3256-24	Washer-Flat	66	2	2	3296-29	Nut-Lock	6	23	10
3256-24	Washer-Flat	5	4	1	3296-29	Nut-Lock	63	26	8
3256-24	Washer-Flat	7	5	1	3296-29	Nut-Lock	17	30	4
3256-24	Washer-Flat	63	16	1	3296-29	Nut-Lock	73	45	3
3256-24	Washer-Flat	6	19	3	3296-29	Nut-Lock	32	59	2
3256-24	Washer-Flat	72	24	3	3296-39	Nut-Lock	33	6	4
3256-24	Washer-Flat	34	30	5	3296-39	Nut-Lock	66	8	2
3256-24	Washer-Flat	74	30	4	3296-39	Nut-Lock	6	9	3
3256-24	Washer-Flat	13	41	2	3296-39	Nut-Lock	34	28	4
3256-24	Washer-Flat	63	46	2	3296-39	Nut-Lock	74	31	6
3256-26	Washer-Flat	28	2	1	3296-39	Nut-Lock	22	35	2
3256-26	Washer-Flat	80	4	9	3296-39	Nut-Lock	5	38	1
3256-26	Washer-Flat	3	22	1	3296-39	Nut-Lock	66	45	2
3256-26	Washer-Flat	7	24	2	3296-39	Nut-Lock	73	52	2
3256-26	Washer-Flat	32	63	2	3296-42	Nut-Lock	1	13	7
3256-40	Washer-Flat	35	62	4	3296-42	Nut-Lock	13	15	2
3256-46	Washer-Flat	7	20	1	3296-42	Nut-Lock	17	21	4
3256-69	Washer-Thrust	5	31	3	3296-42	Nut-Lock	10	22	4
3256-70	Washer-Flat	17	31	4	3296-42	Nut-Lock	31	25	7
3256-70	Washer-Flat	19	37	4	3296-42	Nut-Lock	21	28	1
3256-70	Washer-Flat	72	37	6	3296-42	Nut-Lock	3	30	2
3256-70	Washer-Plain	75	46	2	3296-42	Nut-Lock	35	52	1
3256-78	Washer-Flat	34	20	1	3296-44	Nut-Lock	7	22	1
3258-166	Screw-PPH	10	12	5	3296-44	Nut-Lock	72	23	4
3258-166	Screw-PPH	3	28	2	3296-48	Nut-Lock	22	45	4
3258-166	Screw-PPH	2	46	3	3296-51	Nut-Lock	72	19	6

*Not Illustrated

TORO PART NUMBER INDEX (Cont.)

Part No.	Description	Pg. Ref. No. No. Qty.	Part No.	Description	Pg. Ref. No. No. Qty.
3296-54	Nut-Lock	6 4 4	33114-025	Screw-HH	33 15 5
3296-56	Nut-Lock	22 4 2	340-2	Fitting-Hydraulic Straight	17 15 2
3296-59	Nut-Lock	5 22 1	340-3	Fitting-Hydraulic Straight	29 16 1
3296-59	Nut-Lock	35 56 1	340-3	Fitting-Hydraulic, Straight	22 19 2
32104-76	Screw-Thread Forming	73 48 2	340-4	Fitting-Hydraulic Straight	15 5 1
32105-13	Screw-HH	10 17 4	340-4	Fitting-Hydraulic Straight	29 10 2
32105-21	Screw	28 4 2	340-8	Fitting-Hydraulic Straight	13 11 2
32108-9	Screw-Machine	22 12 1	340-13	Fitting-Hydraulic Straight	18 19 2
32120-74	Ring-Retaining	27 53 1	340-13	Fitting-Hydraulic Straight	15 40 2
32120-93	Ring-Retaining	74 25 4	340-13	Fitting-Straight	73 64 2
32120-93	Ring-Retaining	72 29 6	340-70	Nut-Bulkhead	19 11 2
32121-2	Pin-Roll	34 4 2	340-71	Fitting-Hydraulic	19 31 2
32121-6	Pin-Roll	5 9 1	340-77	Fitting-Hydraulic 90°	13 22 1
32121-16	Pin-Roll	5 32 1	340-77	Fitting-Hydraulic 90°	17 27 1
32121-27	Pin-Roll	72 2 3	340-82	Fitting-Hydraulic 90°	14 47 2
32121-27	Pin-Roll	75 62 2	340-87	Fitting-Hydraulic 45°	13 27 1
32121-34	Pin-Roll	71 18 1	340-92	Fitting-Hydraulic Straight	18 3 4
32121-38	Pin-Roll	6 22 1	340-92	Fitting-Hydraulic Straight	15 17 2
32121-45	Pin-Roll	5 10 2	340-92	Fitting-Hydraulic Straight	17 26 4
32121-50	Pin-Roll	5 41 1	340-98	Fitting-Hydraulic 90°	15 2 2
32121-122	Pin-Roll	74 44 2	340-98	Fitting-Hydraulic 90°	19 7 10
32121-122	Pin-Roll	73 55 3	340-101	Fitting-Hydraulic 45°	15 10 2
32122-24	Screw-Round Hd.	21 9 5	340-101	Fitting-Hydraulic 45°	16 11 1
32128-20	Nut-Flange Lock	18 18 2	340-103	Fitting-Hydraulic 45°	19 3 5
32128-20	Nut-Lock	63 21 3	340-103	Fitting-Hydraulic 45°	74 13 1
32128-20	Nut-Whiz	31 8 8	340-124	Fitting-Straight	32 48 2
32128-25	Nut-Flange	6 38 4	340-127	Nut-Bulkhead	19 12 4
32128-26	Nut-Flange	7 21 4	340-132	Fitting-Hydraulic 90°	17 3 3
32128-33	Nut-Flange Head	2 45 3	340-132	Fitting-Hydraulic 90°	72 4 5
32128-33	Nut-Lock	63 9 2	340-132	Fitting-Hydraulic 90°	18 8 1
32128-33	Nut-Lock	18 10 4	340-132	Fitting-Hydraulic 90°	66 21 2
32128-33	Nut-Lock, Flange Hd.	11 55 3	340-132	Fitting-Hydraulic 90°	74 22 3
32136-13	Nut-Slotted	66 16 2	340-139	Fitting-Hydraulic 90°	15 23 1
32144-4	Screw-TAP	66 19 1	340-139	Fitting-Hydraulic 90°	13 35 1
32144-5	Nut	24 1 8	340-143	Fitting-Hydraulic 90°	18 11 1
32144-10	Screw-HWH	13 33 2	340-143	Fitting-Hydraulic 90°	16 18 1
32144-14	Screw-HH	35 64 2	340-143	Fitting-Hydraulic 90°	15 32 1
32144-14	Screw-HWH	2 49 2	340-143	Fitting-Hydraulic 90°	73 70 1
32144-14	Screw-Self Tapping	73 66 3	351-78	Edging	6 1 1
32144-18	Screw-HH	11 46 2	351-80	Clip	6 40 1
32144-21	Screw	3 6 1	353-508	Plug-Hydraulic	13 40 1
32144-22	Screw-HH	28 13 4	353-512	Fitting-Hydraulic Plug	18 5 2
32144-26	Screw-TAP	3 1 2	353-550	Plug-Drain	13 44 1
32144-58	Screw-HSH	19 32 4	353-599	Pin-Dowel	20 3 2
32144-112	Screw-HH	22 8 8	353-682	Fitting-Hydraulic Straight	13 20 1
32144-112	Screw-Thread Forming	24 13 8	353-783	Fitting-Fuel	63 35 1
32151-36	Ring-Retaining	75 47 4	353-989	Plug	16 6 2
32151-41	Ring-Retaining	20 13 1	353-990	Plug	16 2 11
32151-48	Ring-Retaining	74 5 2	353-991	Plug	16 17 2
32151-48	Ring-Retaining	72 20 3	354-20	Fitting-Fuel Tee	21 15 1
32151-61	Ring-Retaining	74 18 4	354-21	Fitting-Fuel Straight	21 14 1
32151-62	Ring-Retaining	22 38 1	354-22	Fitting-Fuel, Straight	21 13 1
32151-87	Ring-Retaining	71 21 1	354-46	Ring-Seal	20 8 1
32152-10	Nut	76 2 1	354-50	Screw-HSH	20 1 4
32152-10	Nut	77 2 1	354-51	Washer	20 2 4
32152-10	Nut	78 2 1	354-70	Plug	16 21 1
32152-10	Nut	79 2 1	354-72	Fitting-Hydraulic 45°	22 42 1
33014-00	Nut-Lock	33 11 4	354-73	Fitting-Hydraulic Straight	13 24 2
33024-00	Nut-Lock	33 13 1	354-74	Fitting-Hydraulic Plug	13 16 1
33095-00	Washer-Flat	33 8 2	354-75	Fitting-Hydraulic 90°	22 40 1
33103-025	Screw-HHF	21 25 3	354-77	Fitting-Hydraulic Test Port	22 23 1
33104-020	Screw-HFH	13 38 6	354-77	Fitting-Test Port	15 11 2
33105-025	Screw-HH	13 36 3	354-78	Fitting-Hydraulic	29 3 1
33114-016	Screw-HH	34 35 2	354-79	Cap-Test Port	15 12 2
33114-020	Screw-HH	33 29 2	354-79	Cap-Test Port	22 24 1

*Not Illustrated

TABLE OF CONTENTS

Description	Page	Description	Page
Frame & Body Assembly	1-2	Piston & Crankshaft Assembly	44
Steering Tower Assembly	3	Flywheel Assembly	45
Steering Valve Assembly No. 75-0600	4	Fuel Camshaft Assembly	46
Traction & Brake Pedals Assembly	5	Engine Stop Lever Assembly	47
Seat & Throttle Assembly	6	Stop Solenoid & Fuel Pump Assembly	48
Seat Suspension Assembly	7	Injection Pump Assembly	49
Diagnostic-ACE Display Assembly	8	Injection Pump Assembly (Continued)	50
Electrical Schematic	9	Governor Assembly	51
Control Console Assembly	10-11	Speed Control Plate Assembly	52
Hydraulic Schematic	12	Nozzle Holder & Glow Plug Assembly	53
Hydraulic Reservoir Assembly	13-14	Nozzle Holder Assembly	54
Hydraulic Control Manifold Assembly	15	Alternator & Pulley Assembly	55
Control Manifold Assembly	16	Alternator Assembly	56
Front Hydraulic Manifolds	17	Starter Mount Assembly	57
Rear Hydraulic Manifolds	18	Starter Assembly	58
Cutting Unit Hydraulic Components	19	Water Flange & Thermostat Assembly	59
Reel Motor Assembly No. 93-1375	20	Water Pump Assembly	60
Fuel Tank Assembly	21	Valve & Rocker Arm Assembly	61
Front Axle & Transmission Assembly	22-23	Exhaust Manifold & Gasket Assembly	62
Front Axle Assembly No. 94-6933	24-25	Engine Components Assembly	63
Brake Assembly	26	Air Cleaner Assembly	64
Transmission Assembly No. 75-0012	27	Filter, Water/Fuel Separator	65
Traction Control Assembly	28	Rear Axle Installation Assembly	66
Gear Pump Installation Assembly	29	Rear Axle Assembly No. 68-6823	67-69
Hydraulic Pump Assembly No. 93-1376	30	Hydraulic Cylinder No. 83-5030	70
Radiator Assembly	31-32	Drive Shaft Assembly	71
Muffler & Pump Drive Assembly	33	Front Lift Arms Assembly	72-73
Engine Installation Assembly	34-35	Rear Lift Arms Assembly	74-75
Crankcase Assembly	36	Hydraulic Cylinder Assembly No. 93-9311	76
Oil Pan Assembly	37	Hydraulic Cylinder Assembly No. 93-9310	77
Cylinder Head Assembly	38	Hydraulic Cylinder Assembly No. 98-8069	78
Gear Case & Oil Filter Assembly	39	Hydraulic Cylinder Assembly No. 98-8068	79
Head Cover Assembly	40	Roll Over Protection System (R.O.P.S.) Asm.	80
Dipstick & Guide Assembly	41	Special Tools	81
Main Bearing Case Assembly	42	Part Number Index	82-94
Cam Shaft Assembly	43		

IDENTIFICATION AND ORDERING

MODEL AND SERIAL NUMBERS

The Reelmaster® 5200D has two identification numbers; a model number and a serial number. The two numbers are stamped on a decal which is located on the traction unit frame under the seat. In any correspondence concerning the Reelmaster 5200D, supply model and serial numbers to assure that correct information and replacement parts are obtained.

To order replacement parts from an Authorized TORO Service Dealer, supply the following information:

1. Model and serial number of the Reelmaster 5200D.
2. Part number, description, and the quantity of part(s) desired.

NOTE: Do not order by reference number if a parts catalog is being used; use the PART NUMBER.

COUNTRIES OTHER THAN THE UNITED STATES OR CANADA

Customers who have purchased TORO products exported from the United States or Canada should contact their Toro Distributor

(Dealer) to obtain guarantee policies for your country, province or state.

