



Power Sweep™ Blower

Model No. 51585—Serial No. 31800001 and Up

Operator's Manual



If you have questions or problems, call toll free 1-888-367-6631 (US), 1-888-430-1687 (Canada), or 1-800-574-3312 (Mexico) before returning this product.

IMPORTANT SAFETY INSTRUCTIONS

⚠ WARNING

CALIFORNIA Proposition 65 Warning

This product contains a chemical or chemicals known to the State of California to cause cancer, birth defects, or reproductive harm.

When using an electrical appliance, basic precautions should always be followed, including the following:

READ ALL INSTRUCTIONS BEFORE USING THIS BLOWER

WARNING—To reduce the risk of fire, electric shock, or injury, follow these safety instructions.

To ensure maximum safety, best performance, and to gain knowledge of the appliance, it is essential that you or any other operator of the appliance read and understand the contents of this manual before operating the appliance. Pay particular attention to the safety-alert symbol ⚠ which means CAUTION, WARNING or DANGER—personal safety instruction. Read and understand the instruction because it has to do with safety. **Failure to comply with these instructions may result in personal injury, risk of fire, or electrical shock.**

Do not leave the appliance when it is plugged in. Unplug it from the electrical outlet when not in use and before servicing.

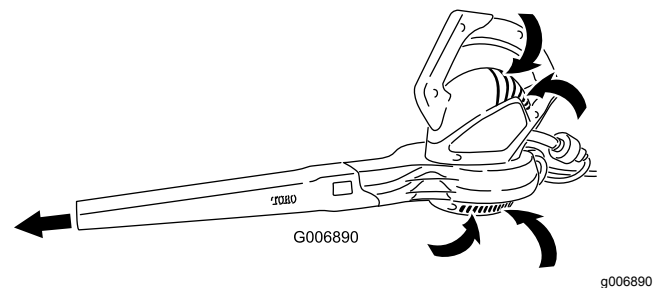
WARNING—To reduce the risk of electric shock, **do not** use the appliance on wet surfaces. **Do not** expose it to rain. Store it indoors.

Do not allow the appliance to be used as a toy. Do not use the appliance near children. Do not let children use the appliance.

Use the appliance only as described in this manual. Use only the manufacturer's recommended attachments.

Dress properly. Keep hair, loose clothing, fingers, and all parts of the body away from openings and moving parts. Be aware of the

position of the blower and the air inlets during operation. Loose clothing, jewelry, and hair can be drawn into the inlets (refer to the following figure) and may result in personal injury. Always wear substantial footwear, long pants, and eye protection.



Do not use the appliance with a damaged electrical cord or plug. If the appliance is not working as it should, has been dropped, damaged, left outdoors, or dropped into water, return it to an Authorized Service Dealer.

Do not pull or carry the appliance by the electrical cord, use the cord as a handle, close a door on the cord, or pull the cord around sharp edges or corners. Keep the cord away from heated surfaces.

Do not unplug the appliance by pulling on the electrical cord. To unplug the cord, grasp the plug, not the cord.

Do not handle the plug or appliance with wet hands.

Do not put any object into the openings. Do not use the appliance with any opening blocked; keep it free of dust, lint, hair, and anything that may reduce air flow.

Turn off all controls before unplugging the appliance.

Use extra care when cleaning on stairs.

This appliance is provided with double electrical insulation. Use only identical replacement parts. See the instructions for servicing double-insulated appliances.

Do not use the appliance without the blower tube in place.



SAVE THESE INSTRUCTIONS

Safety and Instructional Decals

Important: Safety and instruction decals are located near areas of potential danger. Replace damaged or missing decals.

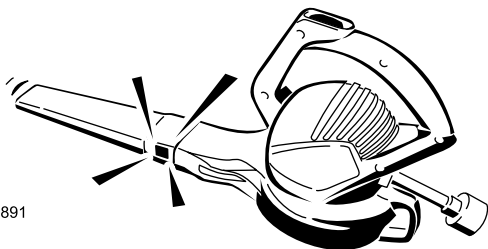
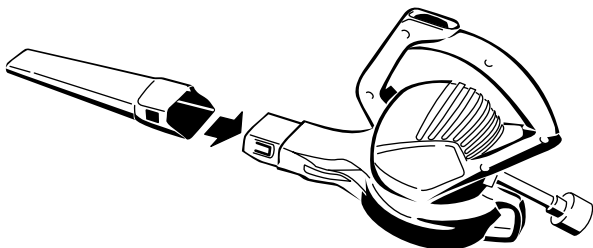


110-3127

decals110-3127

Setup

Install the blower tube.



G006891

G006891

UL listed (CSA certified in Canada) extension cord recommended for outdoor use. A polarized plug will fit in a polarized cord only one way. If the plug does not fit fully in the cord, reverse the cord. If it still does not fit, purchase a polarized extension cord. If you have a polarized extension cord and the extension cord plug does not fit fully into the wall receptacle, reverse the plug. If it still does not fit, contact a qualified electrician to install the proper outlet. Do not change the appliance or extension cord plug in any way.

Use only an extension cord recommended for outdoor use.

WARNING

If you do not fully seat the extension cord on the inlet plug, or if the plug and cord do not fit firmly, the loose plug could lead to overheating and cause a fire, possibly burning you or others.

- Ensure that you fully seat the cord on the plug.
- Check the connection regularly to ensure that the cord is firmly attached.
- Do not use a worn-out or loose extension cord.

Operation

Important: This appliance is intended for outdoor, residential use only. Do not use it indoors or for commercial or industrial purposes. This appliance is for household use only.

Connecting to a Power Source

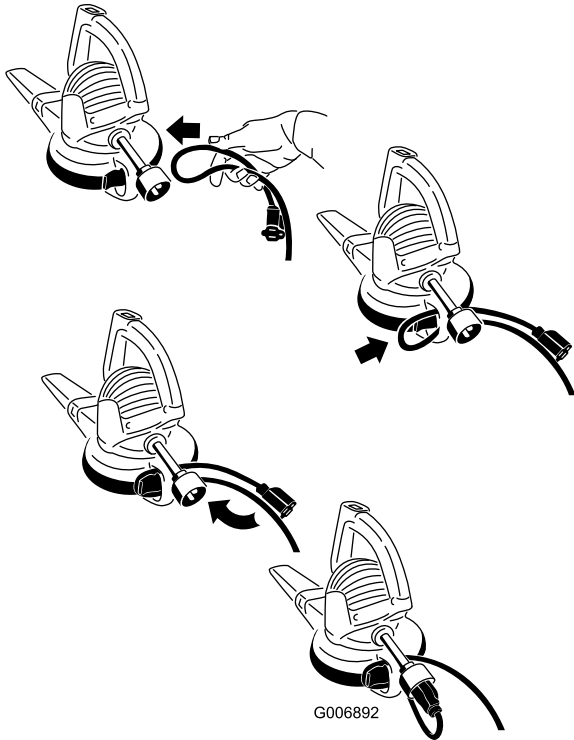
To reduce the risk of electric shock, this appliance has a polarized plug (i.e., one blade is wider than the other). Use only a polarized,

Extension Cord Length	Minimum Wire Gage (A.W.G.)
50 ft	16
100 ft	14
150 ft	12

Note: Do not use multiple extension cords or an extension cord over 150 feet.

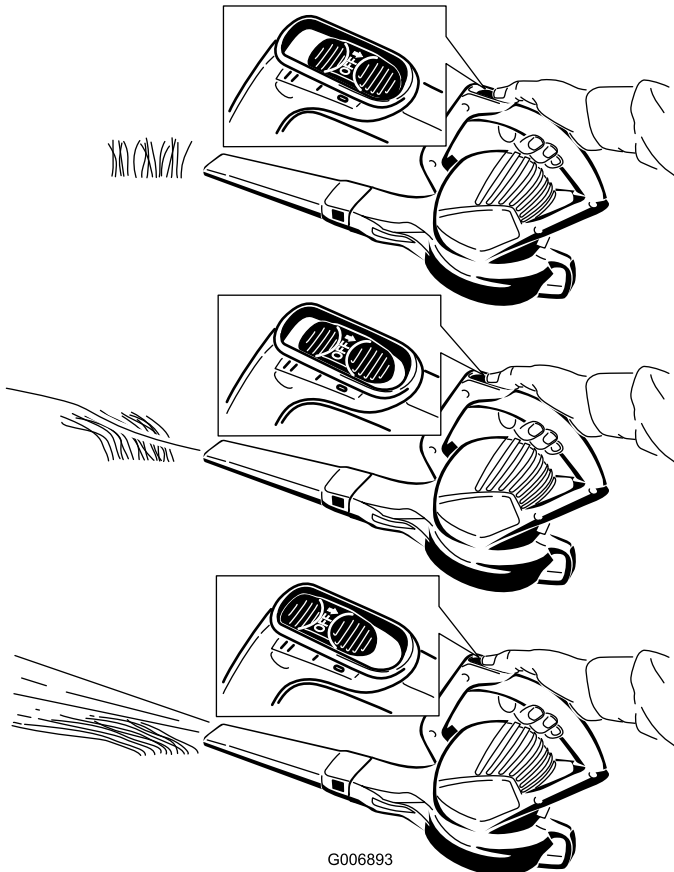
Important: Check the extension cord frequently during use for holes or cracks in the insulation. Do not use a damaged electrical cord. Do not run the cord through standing water or wet grass.

Secure the extension cord to the blower cord, as shown.



g006892

Starting/Stopping/Adjusting the Air Speed



g006893

Using the Blower

This appliance is intended for residential use only. Use the blower outdoors to move debris as needed.

⚠ WARNING

Using the appliance as a blower can throw debris, possibly causing serious personal injury to you or bystanders.

- Do not blow hard objects such as nails, bolts, or rocks.
- Do not operate the blower near bystanders or pets.
- Use extra care when cleaning debris from stairs or other tight areas.
- Wear safety goggles or other suitable eye protection, long pants, and shoes.

Service

To best protect your investment and maintain optimal performance of your Toro equipment, count on Toro genuine parts. When it comes to reliability, Toro delivers replacement parts designed to the exact engineering specifications of our equipment. For peace of mind, insist on Toro genuine parts.

Double-insulated Appliances

In a double-insulated appliance, 2 systems of insulation are provided instead of grounding. No grounding means is provided on a double-insulated appliance, nor should a means for grounding be added to the appliance. Servicing a double-insulated appliance requires extreme care and knowledge of the system, and should be done only by the qualified service personnel at an Authorized Service Dealer. Replacement parts for a double-insulated appliance must be identical to the parts they replace. A double-insulated appliance is marked with the words "Double Insulation" or "Double Insulated." The symbol (square within a square) may also be marked on the appliance.

Storage

Store the blower and extension cord indoors, in a cool dry location, out of reach of children and animals.

Troubleshooting

If your blower fails to run when you turn it on, ensure that the power cord is secured in place on the back of the blower and that the plug is fully seated before contacting your Authorized Service Dealer.