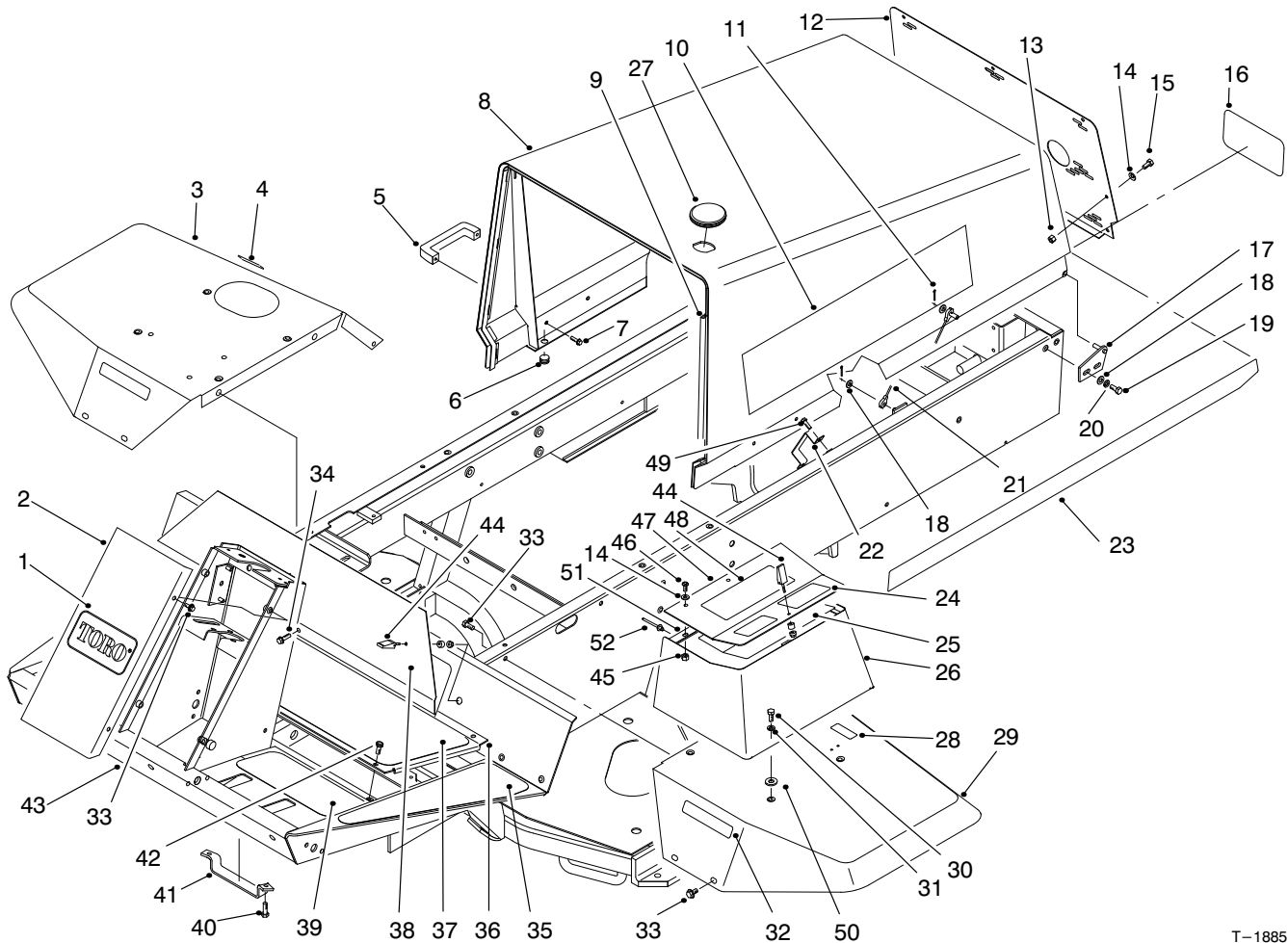


TORO[®]

MODEL NO. 03543-90001 & UP

**PARTS
CATALOG****REELMASTER[®] 5400D 2WD
TRACTION UNIT**

T-1885-5

FRAME & BODY ASM

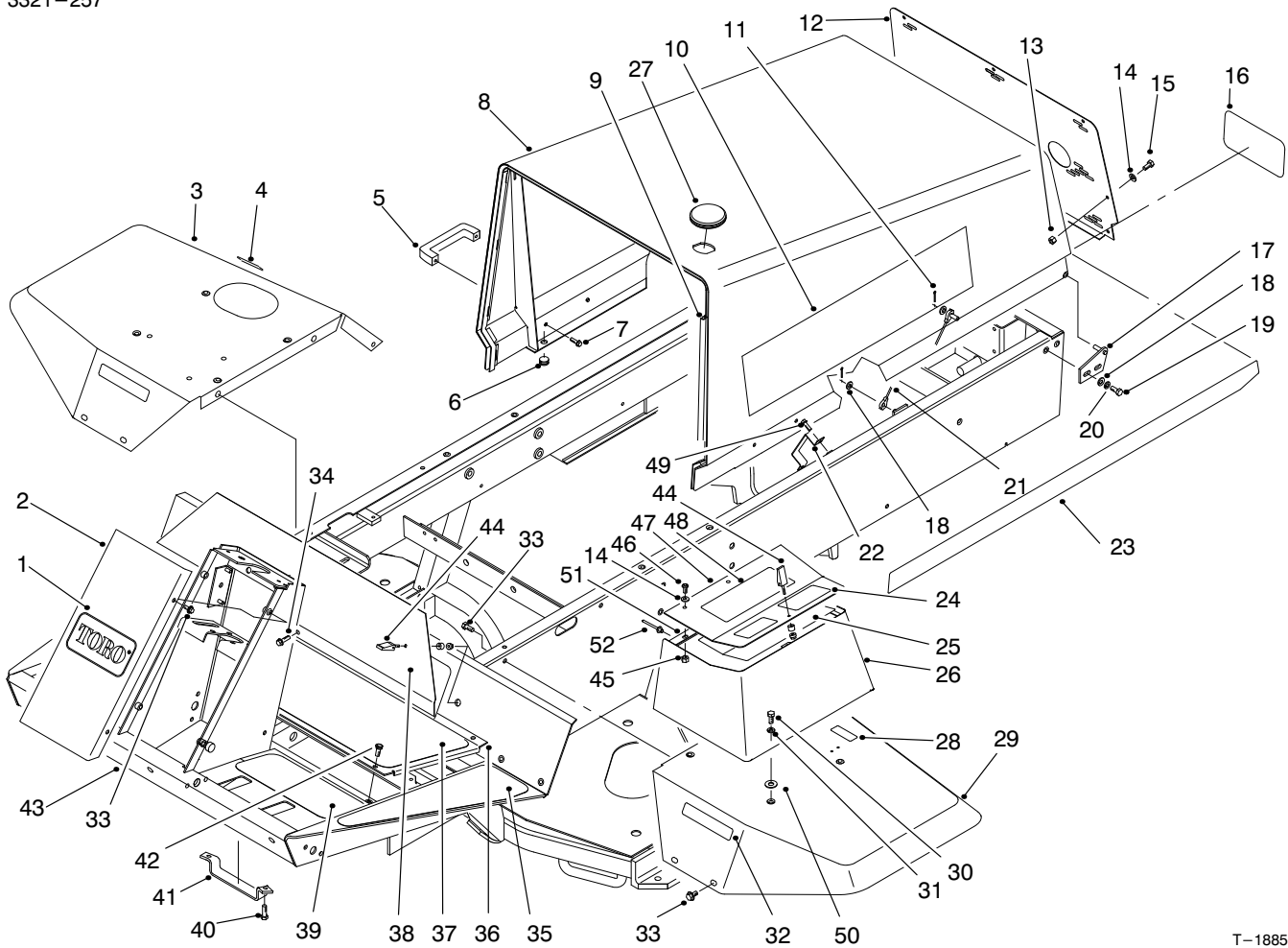
Ref. No.	Part No.	Description	No. Used
1	62-5550	Decal-TORO	1
2	75-1420	Cover-Steering Tower	1
3	93-7579	Fender-RH	1
4	93-6686	Decal-Hyd. Oil	1
5	65-5100	Handle	2
6	237-141	Bumper	2
7	46-8091	Screw-HH	4
8	98-9319	Hood	1
9	93-0081	Strip-Seal	1
10	98-4522	Decal-Reelmaster [®] 5400D	2
11	3272-4	Pin-Cotter	2
12	98-4573	Screen-Hood	1
13	3296-42	Nut-Lock	7
14	3256-1	Washer-Flat	10
15	321-39	Screw-HH	7
16	62-7400	Decal-TORO	1
17	63-6900	Hinge-Hood LH	1

Ref. No.	Part No.	Description	No. Used
17	63-6890	Hinge-Hood RH	1
18	3256-23	Washer-Flat	6
19	322-5	Screw-HH	4
20	3253-4	Washer-Lock	4
21	75-0570	Cable-Hood	1
22	98-4572	Bracket-Hose	1
23	92-5751	Decal-Hood Trim LH	1
*	92-5752	Decal-Hood Trim RH	1
24	93-6698	Decal-Warning	1
25	98-9340	Decal-Service	1
25	95-0832	Decal-Service, Blank (Europe)	1
26	75-5810	Tool Box	1
27	98-9314	Plug-Hood	1
28	93-6680	Decal-Fuel	1
29	75-3860	Fender-LH	1
30	322-3	Screw-HH	4

* Not Illustrated

© The TORO Company - 1998
All Rights Reserved

TPS



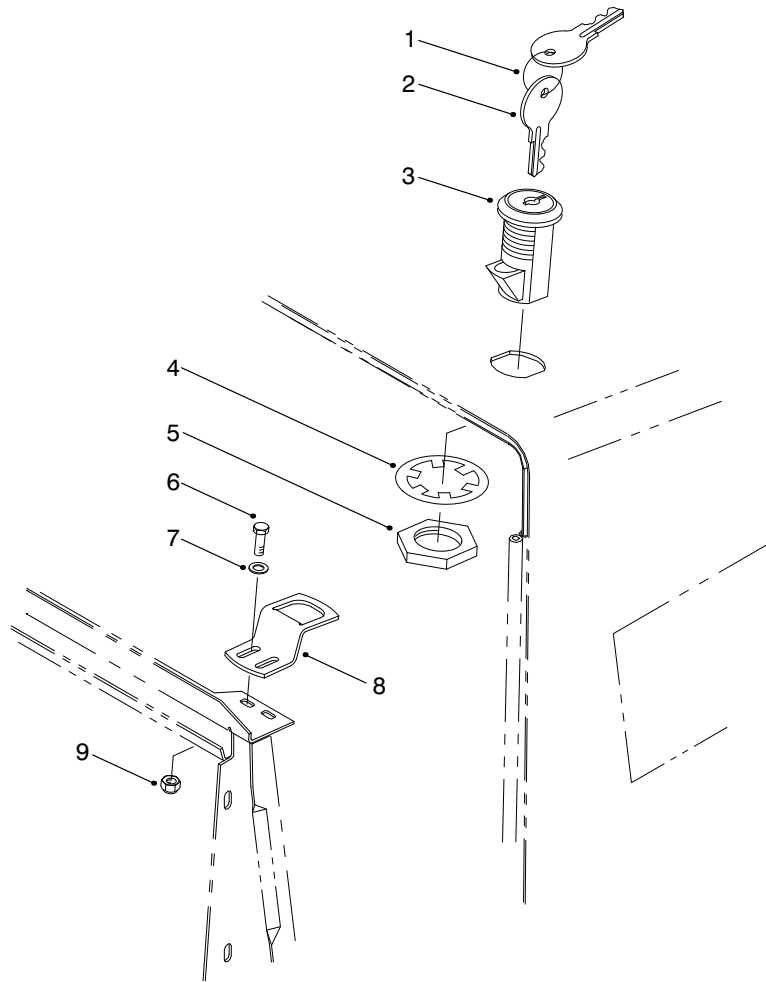
T-1885-5

FRAME & BODY ASM (Continued)

Ref. No.	Part No.	Description	No. Used
31	3256-3	Washer-Flat	4
32	93-6689	Decal-No Riders	2
33	3234-14	Screw-HWH	14
34	3234-5	Screw-HHF	1
35	75-0650	Tread-Footrest LH	1
*	75-0640	Tread-Footrest RH	1
36	75-1410	Panel-Floor	1
37	75-0630	Tread-Foot Center	1
38	75-1390	Panel-Access	1
39	75-0620	Tread-Foot LH	1
*	75-0610	Tread-Foot RH	1
40	322-4	Screw-HH	2
41	93-3626	Bracket-Hose	1

Ref. No.	Part No.	Description	No. Used
42	75-6840	Knob-Knurled	3
42	3234-7	Screw-HHF (Europe)	1
43	98-4549	Asm-Frame	1
44	74-5950	Asm-Swell Latch	3
45	32128-33	Nut-Flange Head	3
46	3258-166	Screw-PPH	3
47	75-6260	Cover-Tool Box	1
48	93-8051	Decal-Warning	1
49	32144-14	Screw-HWH	2
50	66-2920	Washer-Nylon	4
51	75-5780	Hinge-Cover	1
52	93-8744	Rivet	3

*Not Illustrated

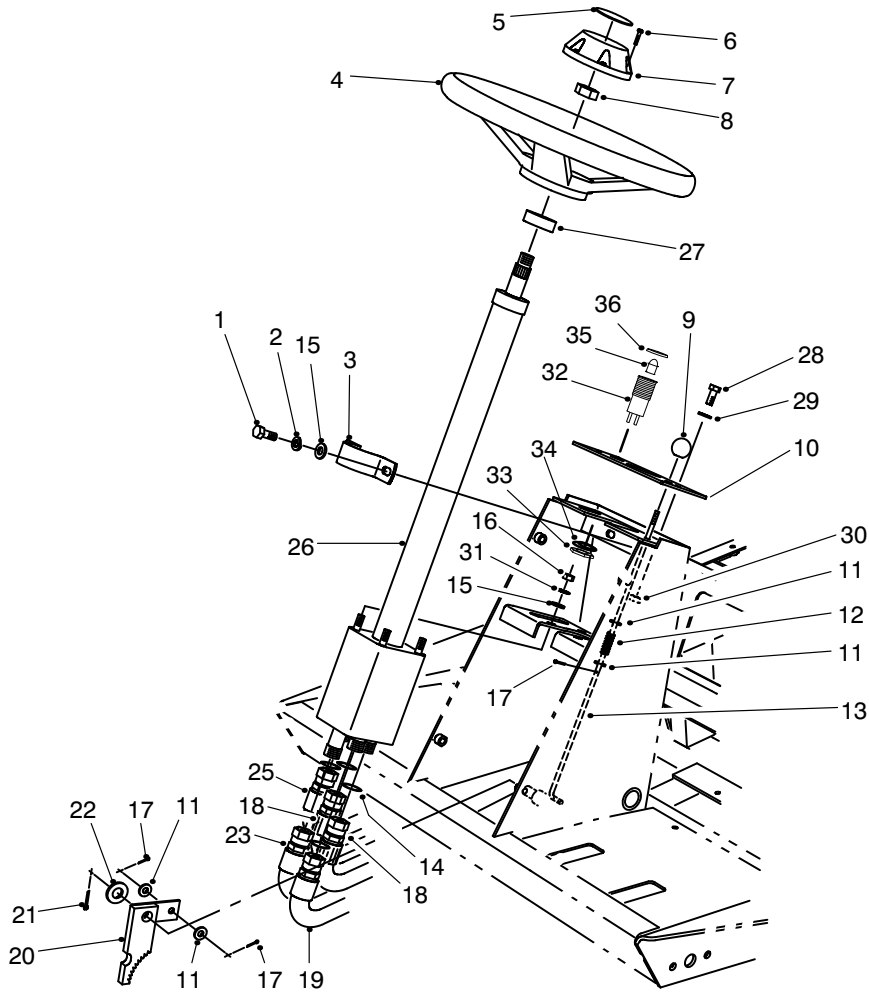


T-3095

HOOD SWITCH & LOCK ASM

Ref. No.	Part No.	Description	No. Used
1	98-9321	Ring-Key	1
2	99-8350	Key-Switch (Incl. Ref. #4 & 5)	1
3	98-9315	Switch-Lock, Hood	1
4		Washer-Switch	1

Ref. No.	Part No.	Description	No. Used
5		Nut-Switch	1
6	321-4	Screw-HH	2
7	3256-1	Washer-Flat	2
8	98-9316	Bracket-Latch, Hood	1
9	3296-16	Nut-Lock	2



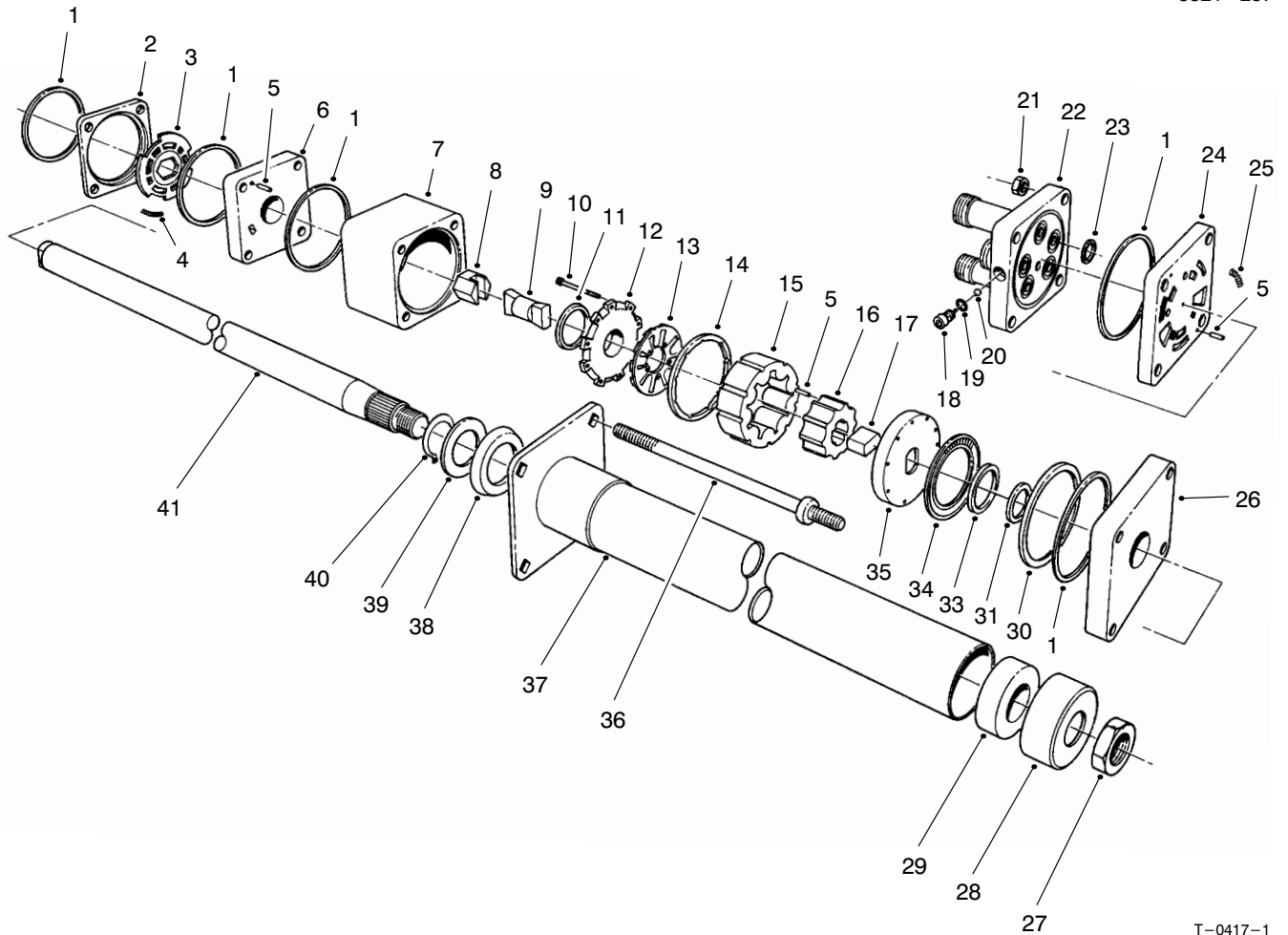
T-1044-2

STEERING TOWER ASM

Ref. No.	Part No.	Description	No. Used
1	32144-26	Screw-TAP	2
2	3253-4	Washer-Lock	2
3	75-2810	Clamp-Steering Valve	1
4	75-0560	Asm-Steering Wheel (Incl. Ref. #6-8)	1
5	68-5370	Decal-TORO	1
6	32144-21	Screw	1
7	68-5140	Cap-Steering Wheel	1
8	3220-6	Nut-Steering Wheel	1
9	233-17	Knob-Parking Brake	1
10	93-6682	Panel-Tower	1
11	3256-22	Washer-Flat	4
12	95-1821	Spring-Compression	1
13	75-1490	Rod-Parking Brake	1
14	237-22	O-Ring	5
15	3255-8	Washer-Lock ETLW	1
16	3296-20	Nut-Lock	4
17	3272-5	Pin-Cotter	3
18	75-6230	Hose-Hydraulic RT	2
19	75-6240	Hose-Hydraulic IN	1

Ref. No.	Part No.	Description	No. Used
20	63-7900	Rack-Parking Brake	1
21	3272-10	Pin-Cotter	1
22	3256-26	Washer-Flat	1
23	75-5940	Hose-Hydraulic AUX	1
25	75-6250	Hose-Hydraulic OUT	1
26	75-0600	Asm-Steering Valve (Incl. Ref. #14)	1
27	21-9260	Seal-Shaft	1
28	3258-166	Screw-PPH	2
29	3256-1	Washer-Flat	2
30	3296-42	Nut-Lock	2
31	3256-23	Washer-Flat	6
32	44-2210	Asm-Lights, Warning (Incl. Ref. #33-36)	1
33	218-535	Nut-Lock	1
34	218-536	Washer-Lock	1
35	93-7480	Bulb-LED	1
36	218-533	Lens-Red	1
*	3290-378	Tie-Cable	3
*	3290-410	Tie-Cable, Push On	4

*Not Illustrated

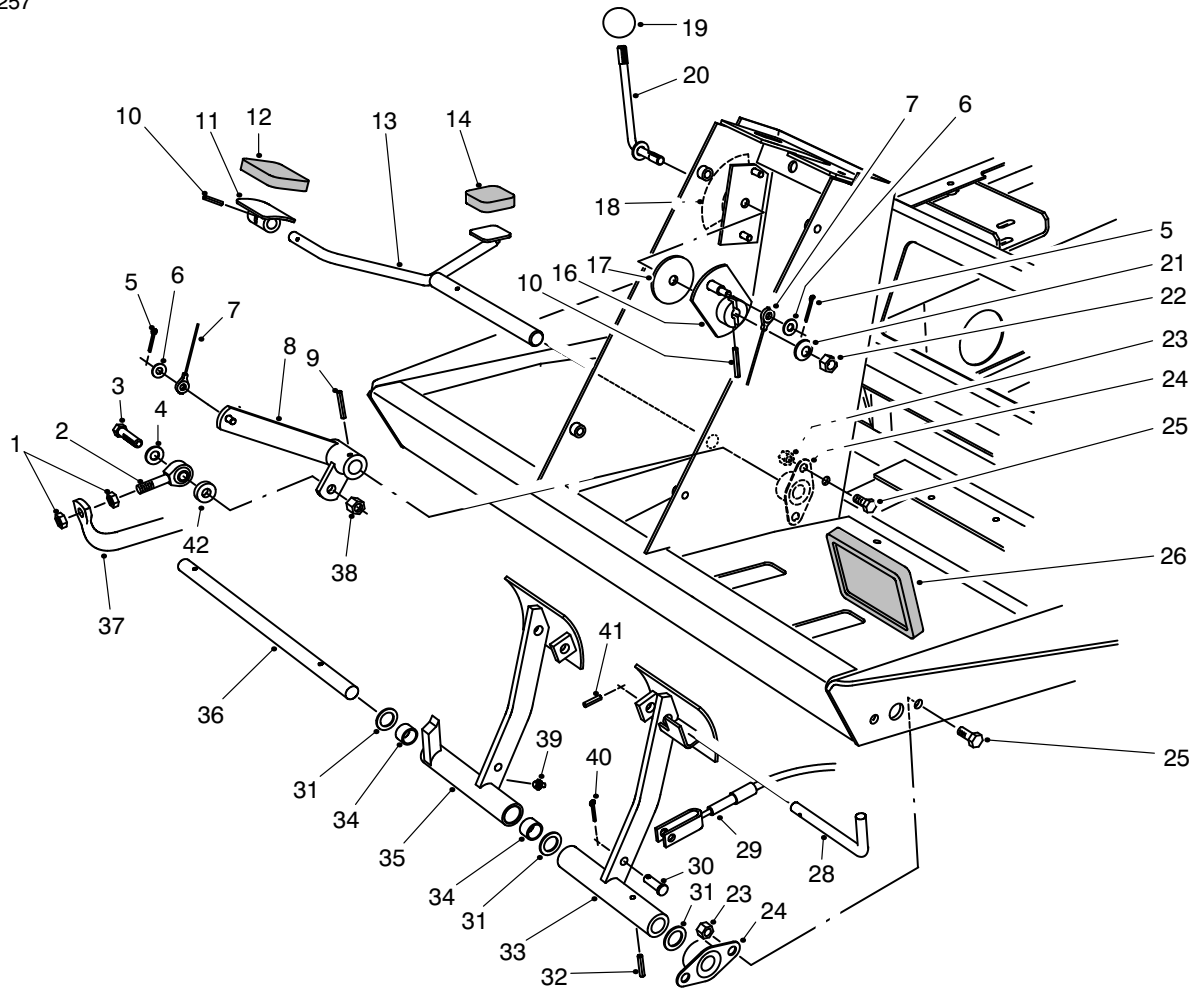


T-0417-1

STEERING VALVE ASM No. 75-0600

Ref. No.	Part No.	Description	No. Used	Ref. No.	Part No.	Description	No. Used
1		Ring-Seal	5	26		Plate-Cover, Upper	1
2		Ring-Valve	1	27	3220-6	Nut	1
3		Plate-Valve	1	28	66-9770	Seal	1
4		Spring	3	29	66-9780	Bushing	1
5		Pin-Alignment	9	30		Spacer-Bearing, Thrust	1
6		Manifold-Isolation	1	31		Spacer-Seal	1
7		Ring-Metering	1	33		Seal-Face	1
8		Asm-Hex Drive	1	34		Bearing-Thrust	1
9		Link-Drive	1	35		Plate-Drive	1
10		Screw-HSH	11	36	93-3609	Bolt-Special	4
11		Seal-Commutator	1	37	66-9860	Upper Cover & Jacket	1
12		Cover-Commutator	1	38	66-9870	Plate-Retaining	1
13		Commutator	1	39	66-9880	Washer-Retaining Plate	1
14		Ring-Commutator	1	40	66-9890	Ring-Retaining	1
15		Stator	1	41	66-9900	Shaft-Input	1
16		Rotor	1	*	66-9970	Kit-Spring (Incl. Ref. #4 & 25)	1
17		Spacer-Drive Link	1	*	66-9980	Kit-Seal (Incl. Ref. #1, 11, 19, 23 & 33)	1
18		Plug	1	*	66-9990	Kit-Needle Roller (Incl. Ref. #5)	1
19		O-Ring	1	*	75-1340	Valve-Power Steering (Incl. Ref. #1-26 & 30-36)	1
20		Ball	1				
21		Nut-Hex	4				
22		Cover-Port	1				
23		O-Ring	5				
24		Manifold-Port	1				
25		Spring	3				

*Not Illustrated



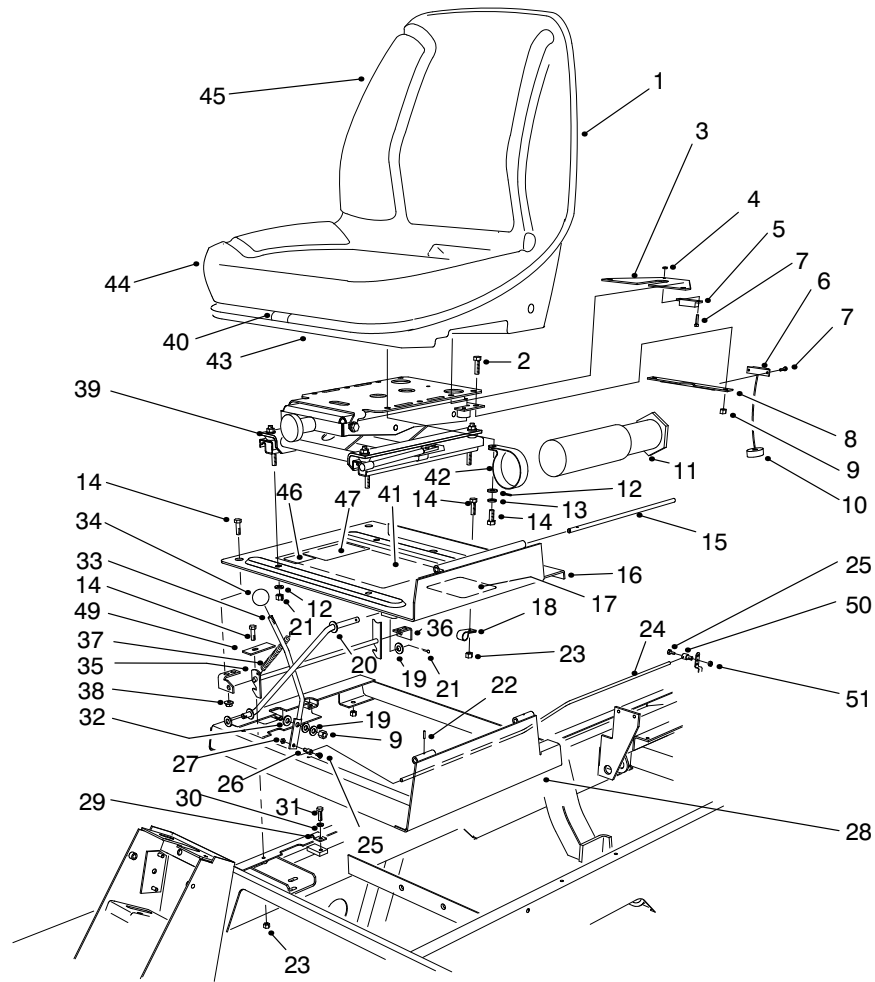
T-1045-1

TRACTION & BRAKE PEDALS ASM

Ref. No.	Part No.	Description	No. Used
1	3220-3	Nut-Jam	2
2	2411-36	Bearing-Rod End	1
3	323-9	Screw-HH	1
4	3256-24	Washer-Flat	1
5	3272-2	Pin-Cotter	2
6	3256-22	Washer-Flat	2
7	75-6580	Cable-Pedal	1
8	75-3270	Lever-Traction Pivot	1
9	32121-6	Pin-Roll	1
10	32121-45	Pin-Roll	2
11	49-6440	Plate-Traction Pedal	1
12	74-9100	Pad-Forward	1
13	75-2970	Pedal-Traction	1
14	74-9110	Pad-Reverse	1
16	75-6510	Lever-Bracket	1
17	75-6550	Disc-Friction	1
18	93-6699	Decal-Fast/Slow	1
19	233-42	Knob	1
20	75-6490	Lever-Pedal Stop	1
21	3290-461	Washer-Belleville	1
22	3296-59	Nut-Lock	1

Ref. No.	Part No.	Description	No. Used
23	3296-29	Nut-Lock	8
24	256-236	Bearing-Flange	4
25	322-3	Screw-HH	8
26	93-8742	Pad-Brake	2
28	63-7880	Pin-Brake Latch	1
29	63-7733	Cable-Brake LH	1
*	63-7732	Cable-Brake RH	1
30	283-58	Pin-Clevis	4
31	3256-69	Washer-Thrust	3
32	32121-16	Pin-Roll	1
33	75-1440	Pedal-Brake LH	1
34	256-42	Bushing-Sleeve	2
35	75-1430	Asm-Brake Pedal RH (Incl. Ref. #34 & 39)	1
36	75-1470	Shaft-Brake Pedal	1
37	75-2170	Tube-Pump Control	1
38	3296-39	Nut-Lock	1
39	302-5	Fitting-Grease	1
40	3272-10	Pin-Cotter	4
41	32121-50	Pin-Roll	1
42	5-0652	Spacer	1

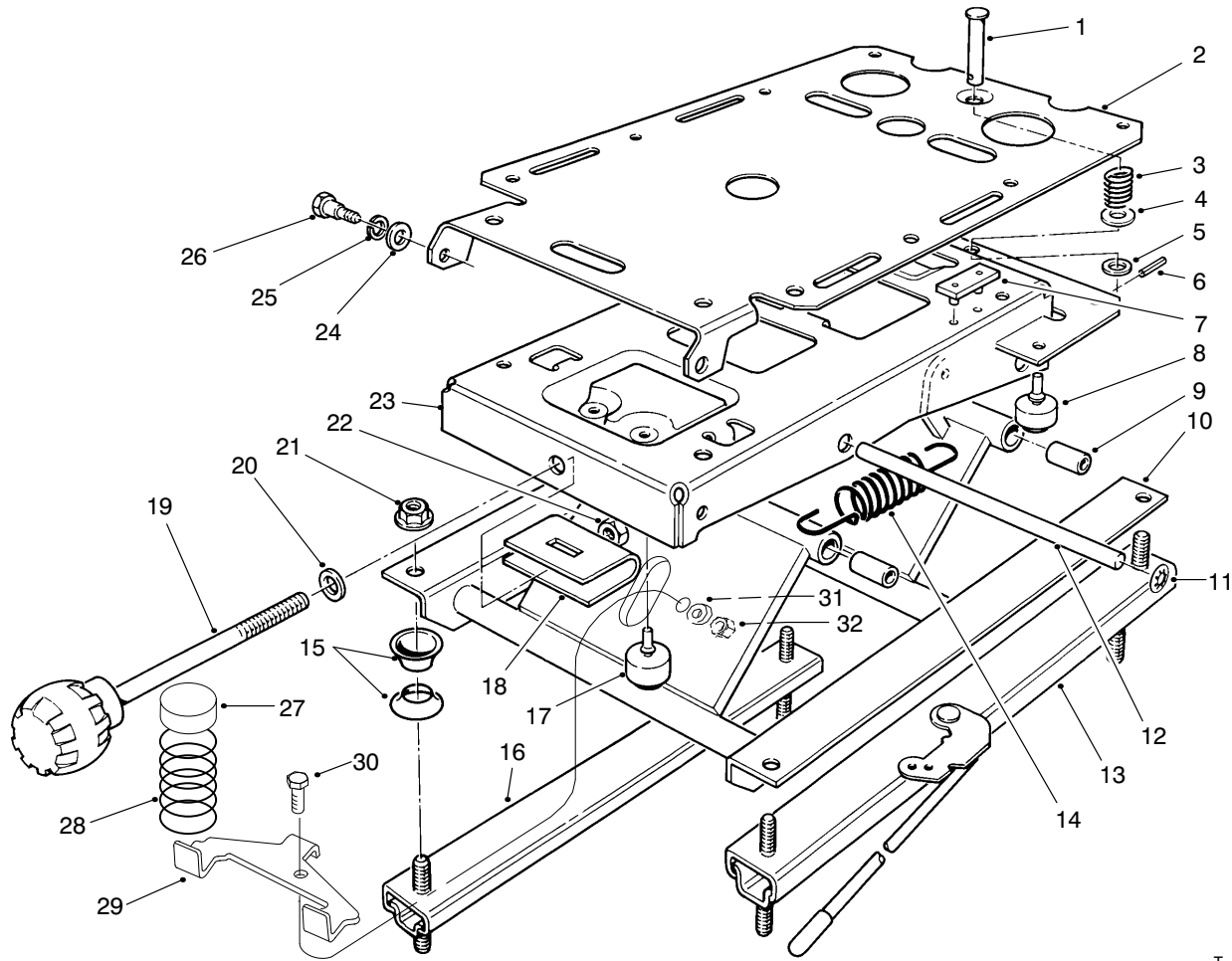
*Not Illustrated



T-1891-5

SEAT & THROTTLE ASM

Ref. No.	Part No.	Description	No. Used	Ref. No.	Part No.	Description	No. Used
1	351-78	Edging	1	27	3296-3	Nut-Lock	1
2	323-4	Screw-HH	2	28	98-2352	Frame-Seat	1
3	75-4370	Bracket-Switch (Seat)	1	29	3-6657	Clamp-Cable	1
4	3296-54	Nut-Lock	4	30	3253-3	Washer-Lock	1
5	92-8753	Magnet-Reed Switch	1	31	321-4	Screw-HH	1
6	92-8001	Sensor-Reed Switch	1	32	66-2920	Washer-Friction	2
7	3250-29	Screw-HH	4	33	75-3430	Rod-Throttle	1
8	75-4360	Bracket-Switch	1	34	233-42	Knob-Throttle	1
9	3296-39	Nut-Lock	3	35	98-2354	Latch-Seat	1
10	93-0140	Grommet	1	36	98-2353	Bracket-Seat Latch	2
11	74-0720	Tube-Manual	1	37	66-4190	Spring	1
12	3256-23	Washer-Flat	8	38	32128-25	Nut-Flange	4
13	3253-4	Washer-Lock	4	39		Asm-Seat Suspension	1
14	322-3	Screw-HH	13	40	351-80	Clip	1
15	75-3400	Shaft-Seat Pivot	1	41	98-9341	Decal-Clip (English)	1
16	98-2350	Asm-Seat Plate (Incl. Ref. #10)	1	41	98-9342	Decal-Clip (Metric)	1
17	93-8060	Decal-Danger	1	42	2412-133	Clamp-R	2
18	2412-93	Clamp-R	1	43	92-6534	Shell-Seat	1
19	3256-24	Washer-Flat	3	44	92-6533	Kit-Cushion, Replacement	1
20	75-3680	Rod-Seat	1	45	92-1180	Asm-Seat (Incl. Ref. #1, 2 of #9, 43 & 44)	1
21	3272-10	Pin-Cotter	2	46	63-9920	Decal-EEC 105	1
22	32121-38	Pin-Roll	1	47	92-5524	Decal-Noise Rating, 90	1
23	3296-29	Nut-Lock	10	49	98-9302	Plate-Idler Stop	1
24	98-9303	Cable-Throttle	1	50	98-9311	Swivel-Cable, Throttle	1
25	25-8640	Screw-HH	2	51	3296-20	Nut-Lock	1
26	93-0021	Asm-Throttle Cable Swivel	1				

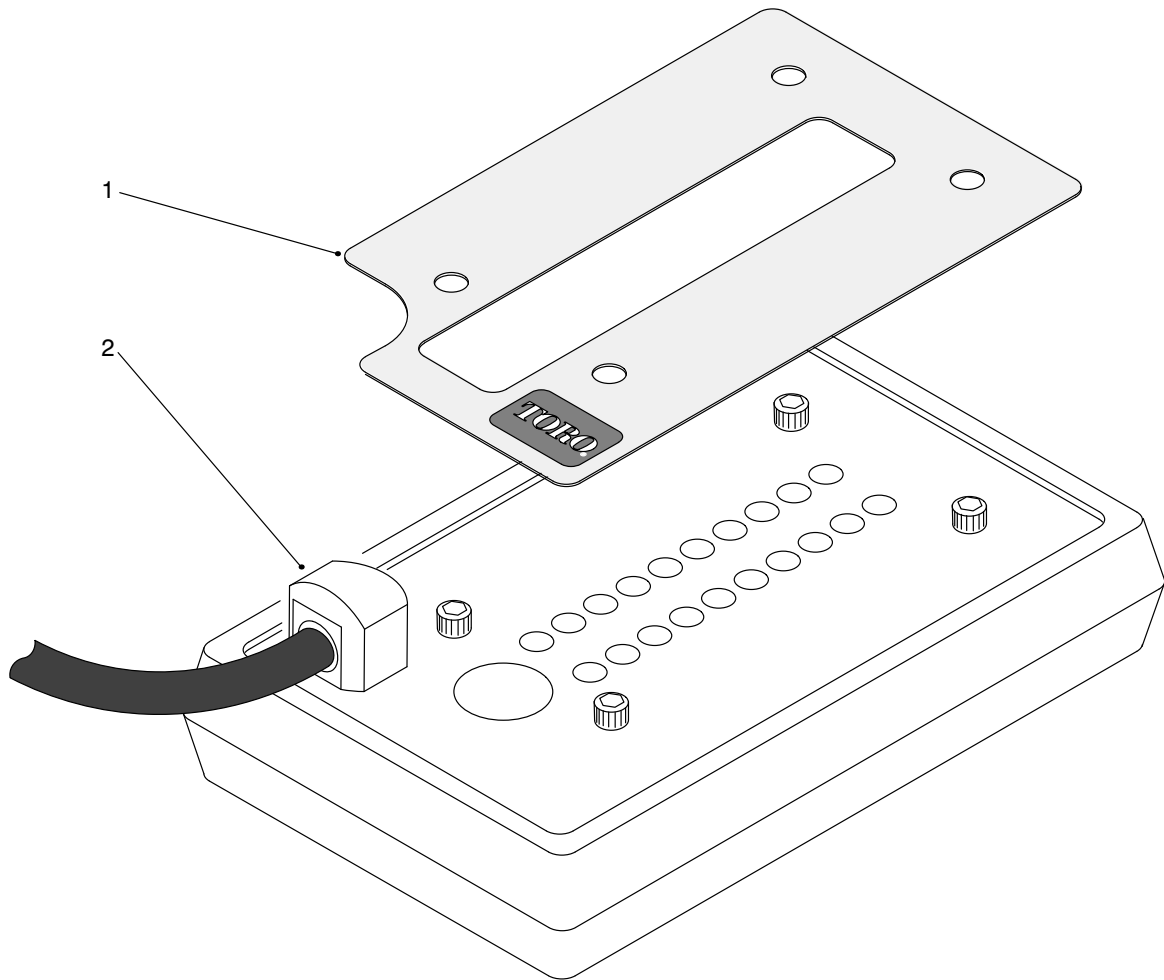


T-1031-1

SEAT SUSPENSION ASM

Ref. No.	Part No.	Description	No. Used
1	80-4860	Pin-Clevis	1
2	75-3580	Plate-Mounting, Seat	1
3	75-3530	Spring-Compression	1
4	3256-5	Washer-Flat	1
5	3256-24	Washer-Flat	1
6	75-3540	Pin-Roll	1
7	75-3550	Bumper-Seat	2
8	76-2940	Bumper-Rubber	2
9	76-1920	Bushing-Sleeve	4
10	66-8610	Weldment-Lower	1
11	66-8560	Nut-Push	4
12	76-1910	Shaft-Pivot	2
13	82-9060	Adjuster W/Handle	1
14	76-1940	Spring-Extension	2
15	66-9290	Spacer	6
16	66-8530	Adjuster	1

Ref. No.	Part No.	Description	No. Used
17	66-8520	Bumper-Down-stop	2
18	77-2870	Weldment-Hanger	1
19	76-1930	Knob-Tension Adjustment	1
20	3256-46	Washer-Flat	1
21	32128-26	Nut-Flange	4
22	3296-44	Nut-Lock	1
23	75-3480	Weldment-Upper	1
24	3256-26	Washer-Flat	2
25	3253-6	Washer-Lock	2
26	75-3510	Bolt-Shoulder	2
27	93-3164	Cap	2
28	93-3163	Spring	2
29	93-3165	Bracket	1
30	322-6	Screw-HH	1
31	3253-33	Washer-Lock	1
32	3217-6	Nut-Hex	1

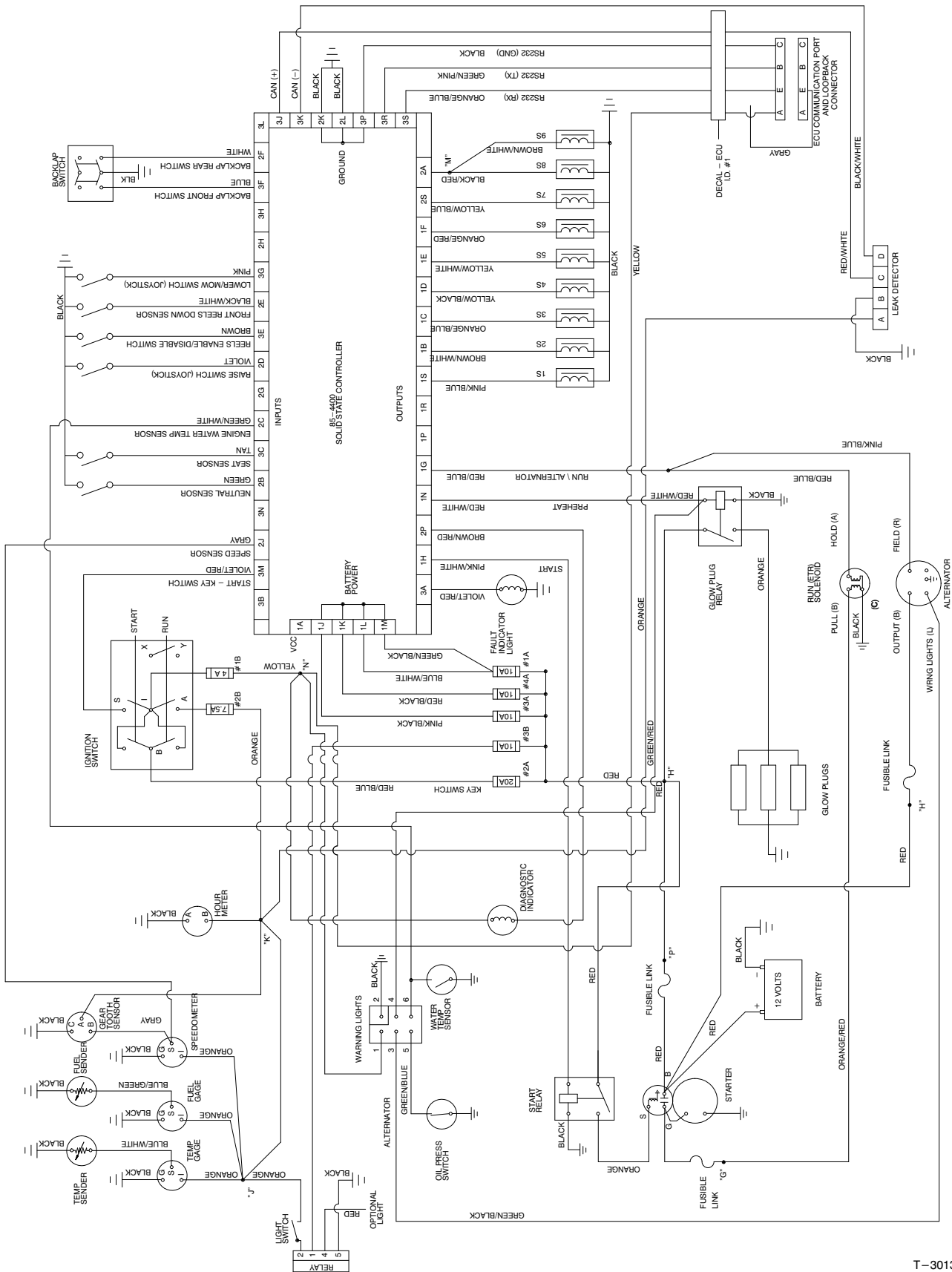


T-1458-1

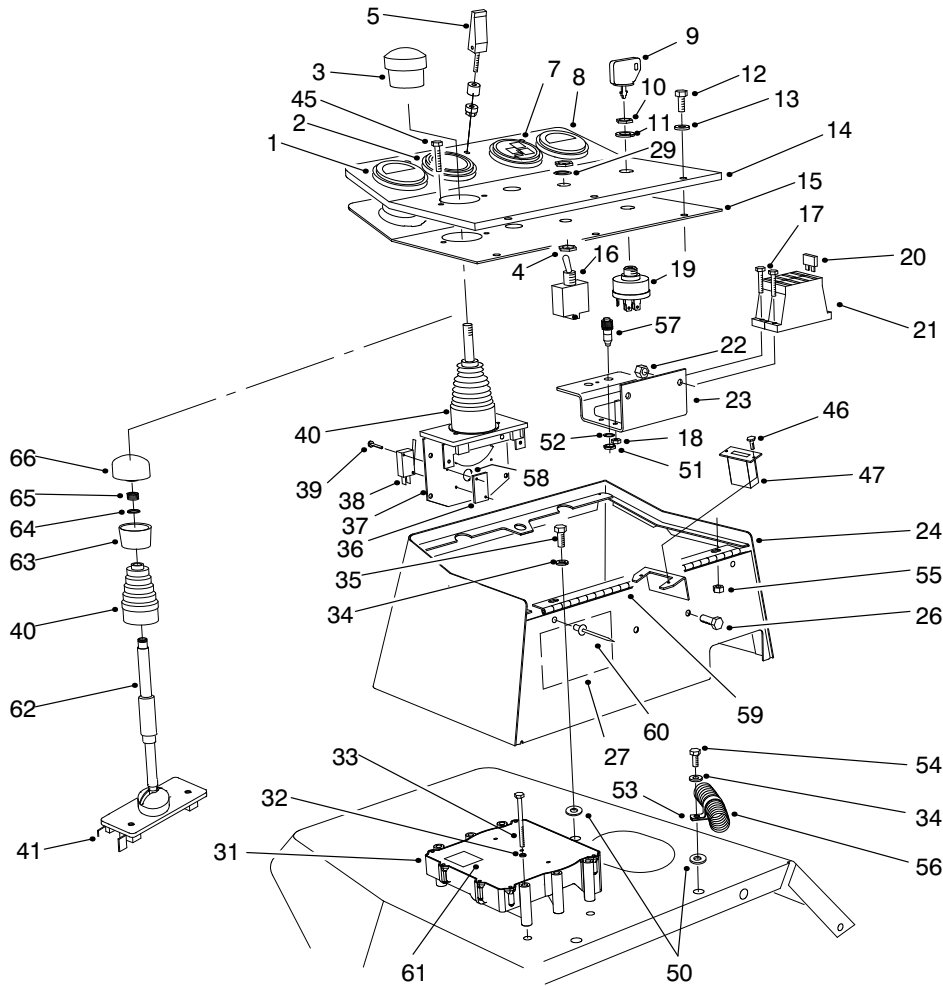
DIAGNOSTIC-ACE DISPLAY ASM

Ref. No.	Part No.	Description	No. Used	Ref. No.	Part No.	Description	No. Used
1	98-9750	Decal-Diagnostic-ACE RM 5400D V 1.0	1	1	94-8063	Decal-Turf Defender, Diag. (French)	1
1	98-9760	Decal-Diag. (Spanish)	1	1	94-8064	Decal-Turf Defender, Diag. (German)	1
1	98-9754	Decal-Diag. (French)	1	1	94-8065	Decal-Turf Defender, Diag. (Italian)	1
1	98-9755	Decal-Diag. (German)	1	1	94-8066	Decal-Turf Defender, Diag. (Japanese)	1
1	98-9762	Decal-Diag. (Swedish)	1	1	94-8067	Decal-Turf Defender, Diag. (Norwegian)	1
1	98-9756	Decal-Diag. (Italian)	1	1	94-8068	Decal-Turf Defender, Diag. (Portuguese)	1
1	98-9759	Decal-Diag. (Portuguese)	1	1	94-8069	Decal-Turf Defender, Diag. (Spanish)	1
1	98-9758	Decal-Diag. (Norwegian)	1	1	94-8070	Decal-Turf Defender, Diag. (Swedish)	1
1	98-9753	Decal-Diag. (Finnish)	1	2	85-4750	Display-Diagnostic-ACE	1
1	98-9751	Decal-Diag. (Danish)	1				
1	98-9752	Decal-Diag. (Dutch)	1				
1	98-9757	Decal-Diag. (Japan)	1				
1	94-5386	Decal-Turf Defender, Diag.	1				
1	94-8060	Decal-Turf Defender, Diag. (Danish)	1				
1	94-8061	Decal-Turf Defender, Diag. (Dutch)	1				
1	94-8062	Decal-Turf Defender, Diag. (Finnish)	1				

ELECTRICAL SCHEMATIC



T-3013



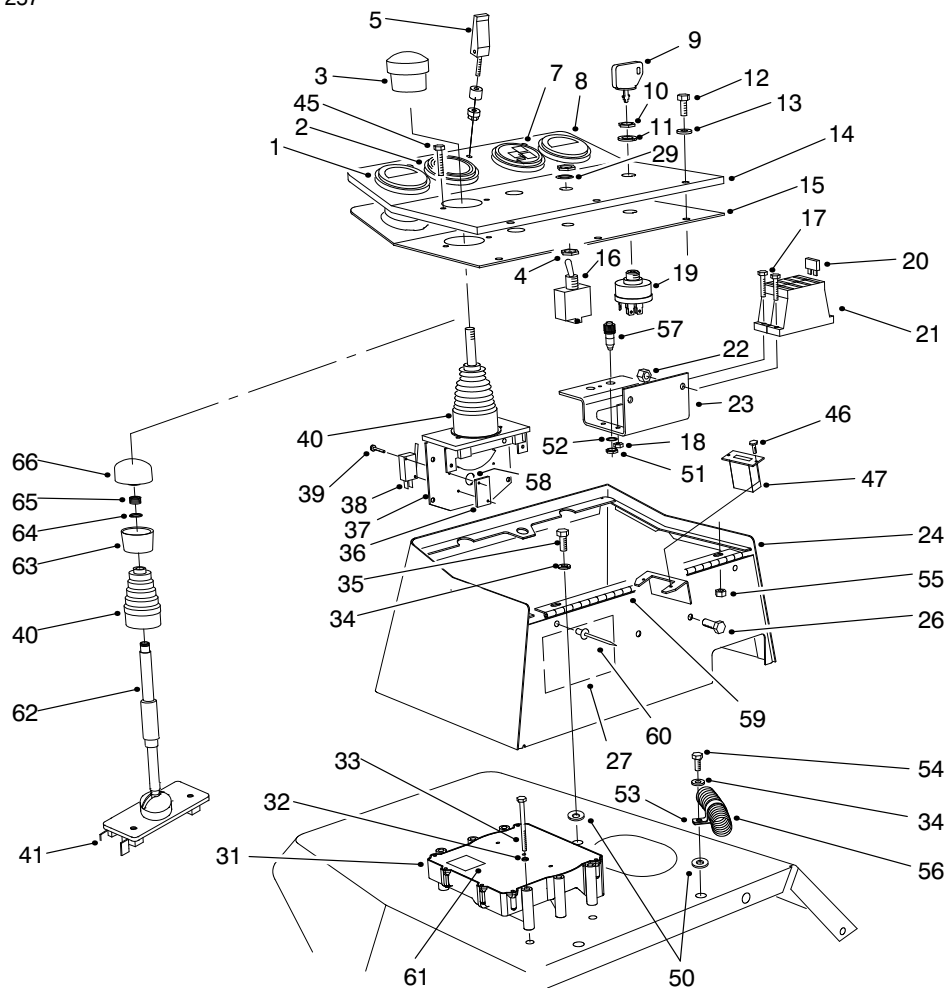
T-1501-7

CONTROL CONSOLE ASM

Ref. No.	Part No.	Description	No. Used	Ref. No.	Part No.	Description	No. Used
1	98-9339	Gauge-Fuel	1	22	3296-42	Nut-Lock	4
2	85-4420	Gauge-Speedometer	1	23	93-7587	Bracket-Fuse Block	1
3	3290-489	Knob-Lift Control	1	24	75-5740	Box-Control	1
4	218-498	Nut-Hex.	2	26	321-39	Screw-HH	2
5	74-5950	Asm-Swell Latch	1	27	94-6767	Decal-Fuses	1
7	98-9306	Cluster-Warning	1	29	218-589	Washer-Lock	1
8	98-9308	Gauge-Temperature	1	31	92-5720	Controller-Electronic	1
9	63-8360	Key-Ignition	1			Note: This part must be programmed by distributor before installation.	
10	218-446	Nut-Locking	1	32	3253-3	Washer-Lock	3
11	218-447	Washer-E.T.L.W.	1	33	321-15	Screw-HH	3
12	3258-166	Screw-PPH	5	34	3256-3	Washer-Flat	3
13	3256-1	Washer-Flat	5	35	322-3	Screw-HH	2
14	93-6683	Panel-Control	1	36	3290-354	Plate-Nut	2
15	75-6270	Cover-Control Box	1	37	98-2195	Asm-Lift Control (Incl. Ref. #3, 36, 38-40 & 58)	1
16	75-1010	Asm-Switch, Toggle (Incl. Ref. #4, 29 & 71)	1	38	94-8104	Switch-Micro	2
17	32105-13	Screw-HH	4	39	94-8103	Screw-HH	4
18	3296-2	Nut-Lock	4	40	3290-488	Boot-Lift Control	1
19	27-2360	Asm-Ignition Switch (Incl. Ref. #9-11)	1	41	98-9782	Kit-Lift Control (Incl. Ref. #62-66)	1
†20	94-9157	Fuse-4A	1	45	3273-26	Screw-Hex. Socket Hd.	2
†20	218-578	Fuse-10A	3				
†20	218-574	Fuse-7.5A	1				
†20	218-594	Fuse-20A	1				
†21	67-7160	Block-Fuse	2				

*Not Illustrated
 ■Obtain Locally.

†Included in main wire harness Assembly.



T-1501-7

CONTROL CONSOLE ASM – (Continued)

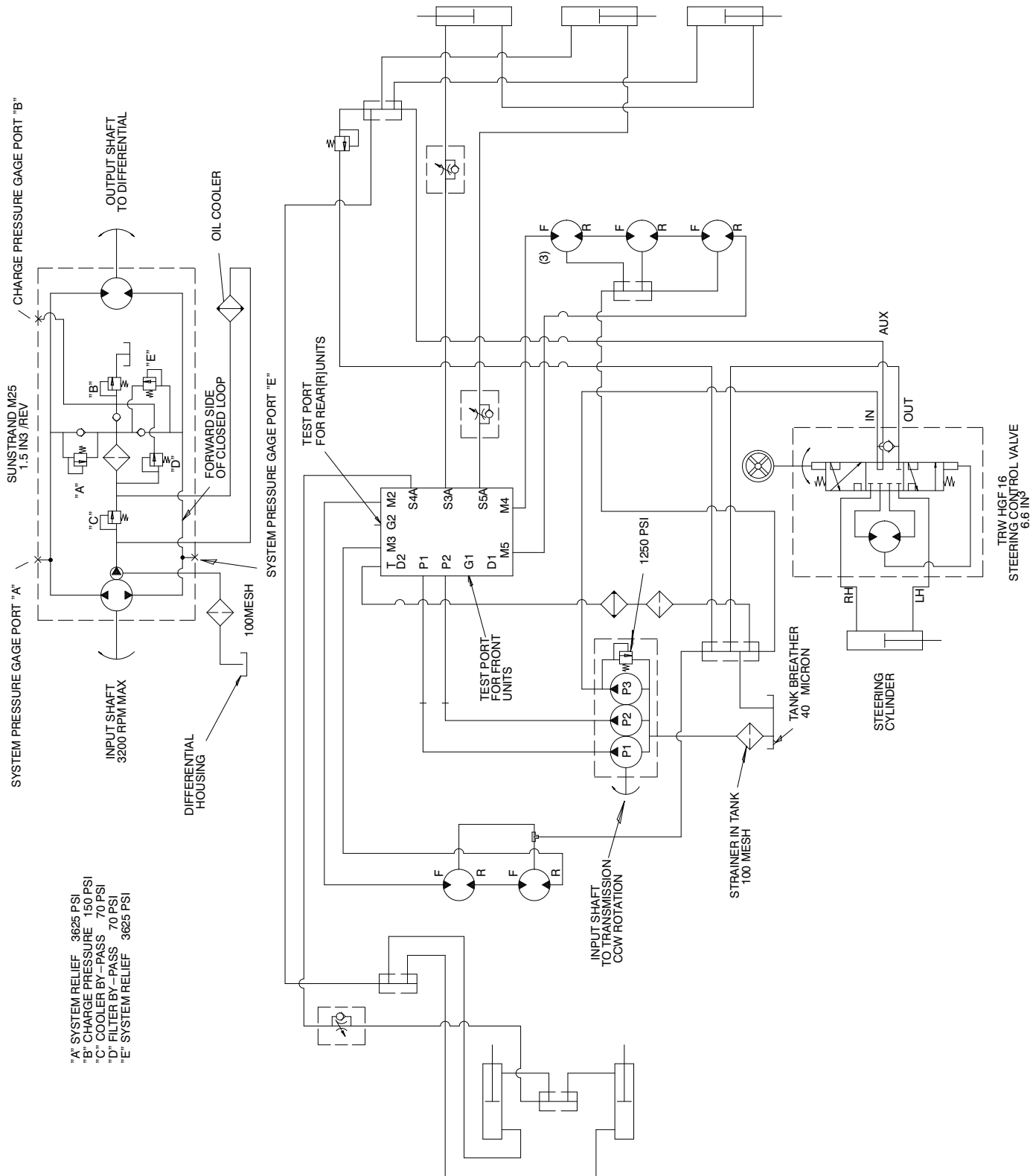
Ref. No.	Part No.	Description	No. Used
46	32144-18	Screw-HH	2
47	75-6820	Meter-Hour	1
50	66-2920	Washer-Nylon	3
51		Nut-Lock	1
52		Washer-Lock	1
53	2412-126	Clamp-R	1
54	322-5	Screw-HH	1
55	32128-33	Nut-Lock, Flange Hd.	3
56	98-4551	Asm-Main Wire Harness	1
†57	85-4491	Lamp-Diagnostic (Incl. Ref. 219-19 Lamp)	1
*	219-19	Lamp-Green	1
58	93-3625	Spring-Joystick Return	1
59	75-5780	Hinge-Cover	1

Ref. No.	Part No.	Description	No. Used
60	93-8744	Rivet	3
61	93-8053	Decal-ECU	1
62	98-9783	Tube-Interlock	1
63	94-3055	Cap-Lower, Joystick	1
64	94-3056	Ring-Retaining	1
65	94-3057	Spring-Compression	1
66	94-3058	Cap-Upper, Joystick	1
*70	94-6343	Decal-Wire I.D.	1
*71	3253-19	Washer-Lock	2
*†	70-8570	Breaker-Circuit, 40 Amp	2
*†	86-7560	Connector-Cover (3 Way)	3
*†	86-7550	Connector-Cover (2 Way)	2
*†	85-4650	Connector-Loop Back	1

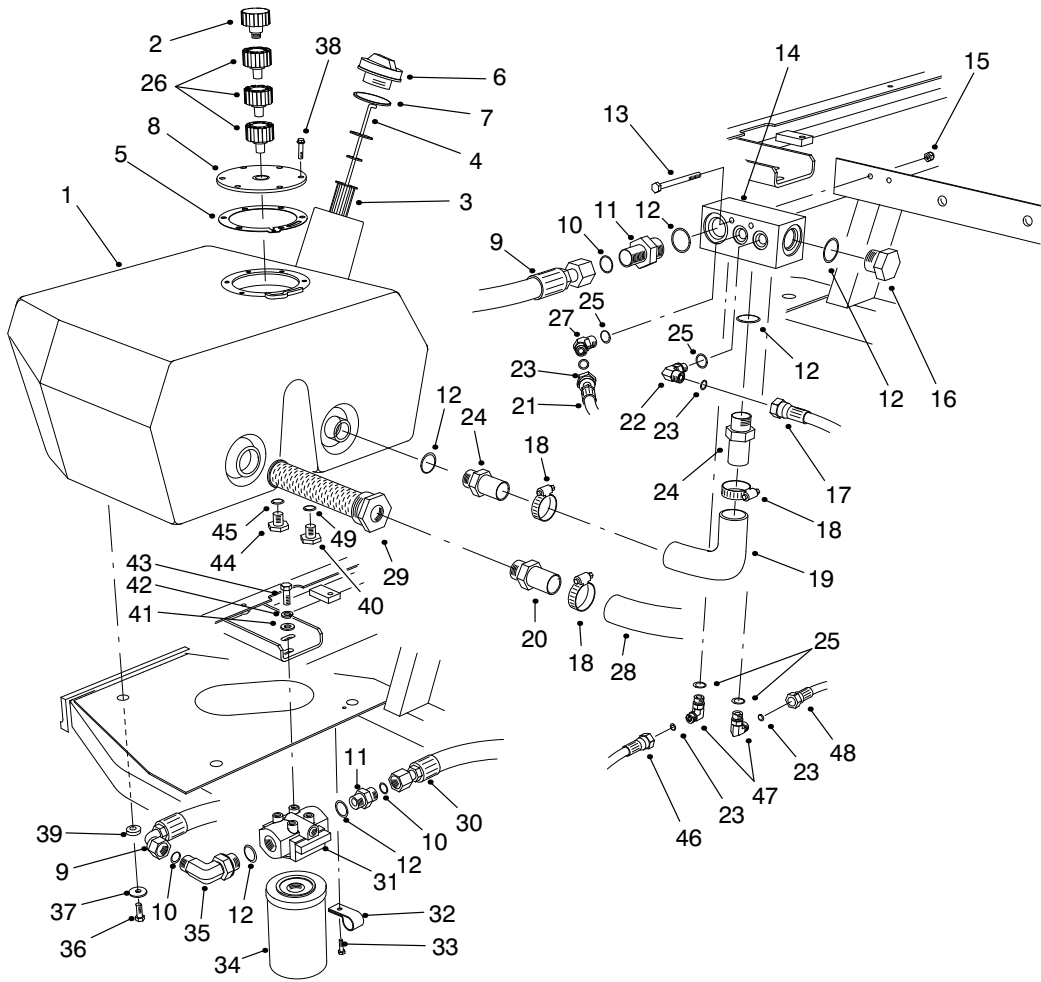
*Not Illustrated

†Included in main wire harness Assembly.

HYDRAULIC SCHEMATIC



- "A" SYSTEM RELIEF 3625 PSI
- "B" CHARGE PRESSURE 150 PSI
- "C" COOLER BY-PASS 70 PSI
- "D" FILTER BY-PASS 70 PSI
- "E" SYSTEM RELIEF 3625 PSI

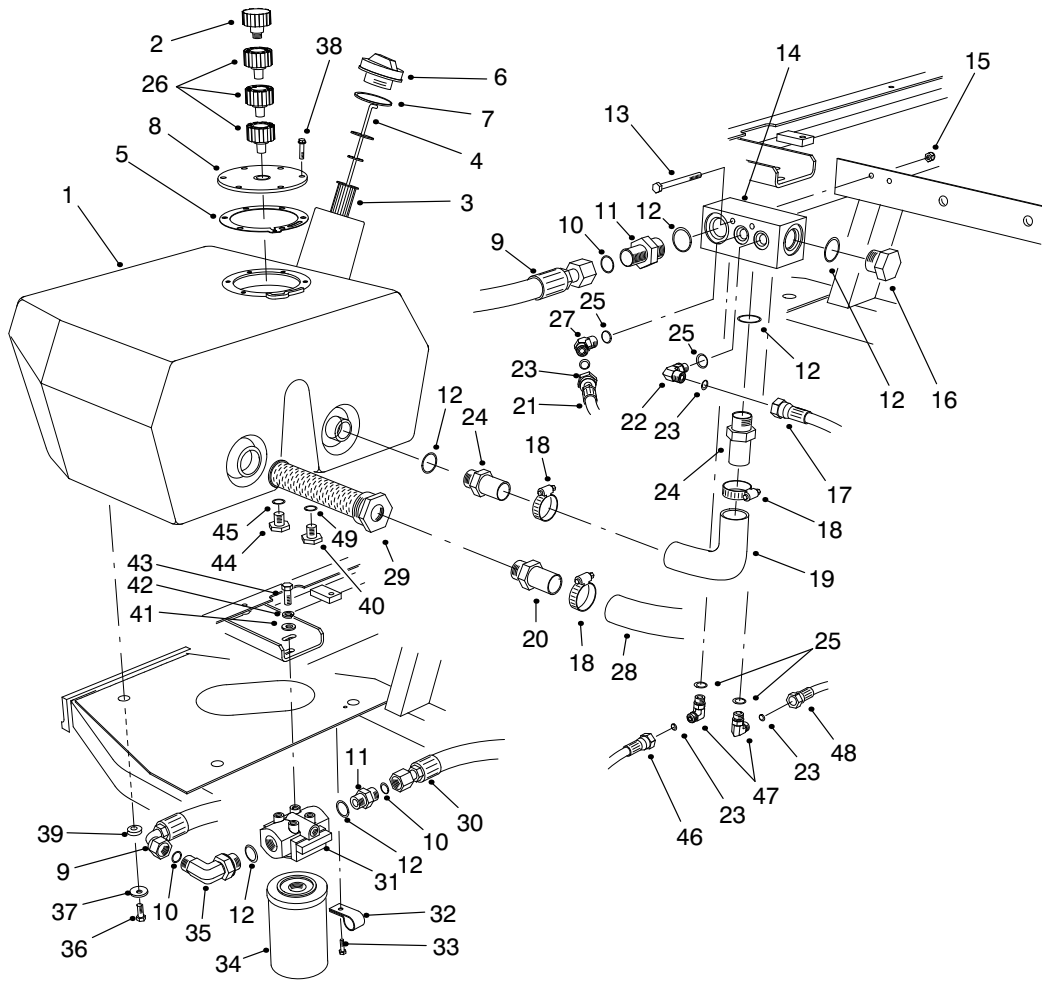


T-1048-4

HYDRAULIC RESERVOIR ASM

Ref. No.	Part No.	Description	No. Used
1	93-7488	Reservoir-Hydraulic	1
2	68-6150	Breather-Hydraulic Tank	1
3	61-2790	Screen-Filler	1
4	94-9411	Dipstick	1
5	93-7499	Gasket-Flange	1
6	93-7498	Plug-Plastic	1
7	237-101	O-Ring	1
8	93-7588	Cover-Tank	1
9	75-6130	Hose-Hydraulic	1
10	237-65	O-Ring	5
11	340-8	Fitting-Hydraulic Straight (Incl. Ref. #10 & 12)	2
12	237-81	O-Ring	4
13	321-23	Screw-HH	2
14	92-9098	Manifold-Tank	1
15	3296-42	Nut-Lock	2
16	354-74	Fitting-Hydraulic Plug (Incl. Ref. #12)	1
17	75-6250	Hose-Hydraulic	1
18	2412-34	Clamp-Hose	3
19	75-5720	Hose-Hydraulic	1
20	353-682	Fitting-Hydraulic Straight	1
21	93-0119	Hose-Hydraulic	1
22	340-77	Fitting-Hydraulic 90° (Incl. Ref. #23 & 25)	1
23	237-22	O-Ring	6

Ref. No.	Part No.	Description	No. Used
24	354-73	Fitting-Hydraulic Straight (Incl. Ref. #12)	2
25	237-42	O-Ring	4
26	92-8020	Adapter-Breather	3
27	340-87	Fitting-Hydraulic 45° (Incl. Ref. #25 & 23)	1
28	75-6870	Hose-Hydraulic Suction	1
29	75-0550	Strainer-Suction	1
30	93-0077	Hose-Hydraulic	1
31	75-1300	Asm-Hydraulic Filter Head	1
32	2412-93	Clamp-R	2
33	32144-10	Screw-HWH	2
34	75-1310	Element-Hydraulic Filter	1
35	340-139	Fitting-Hydraulic 90° (Incl. Ref. #10 & 12)	1
36	33105-025	Screw-HH	3
37	63-8410	Washer-Flat	3
38	33104-020	Screw-HFH	6
39	240-11	Grommet	3
40	353-508	Plug-Hydraulic	1
41	3256-24	Washer-Flat	2
42	3253-21	Washer-Lock	2
43	323-4	Screw-HH	2
44	353-550	Plug-Drain (Incl. Ref. #45)	1
45	237-79	O-Ring	1

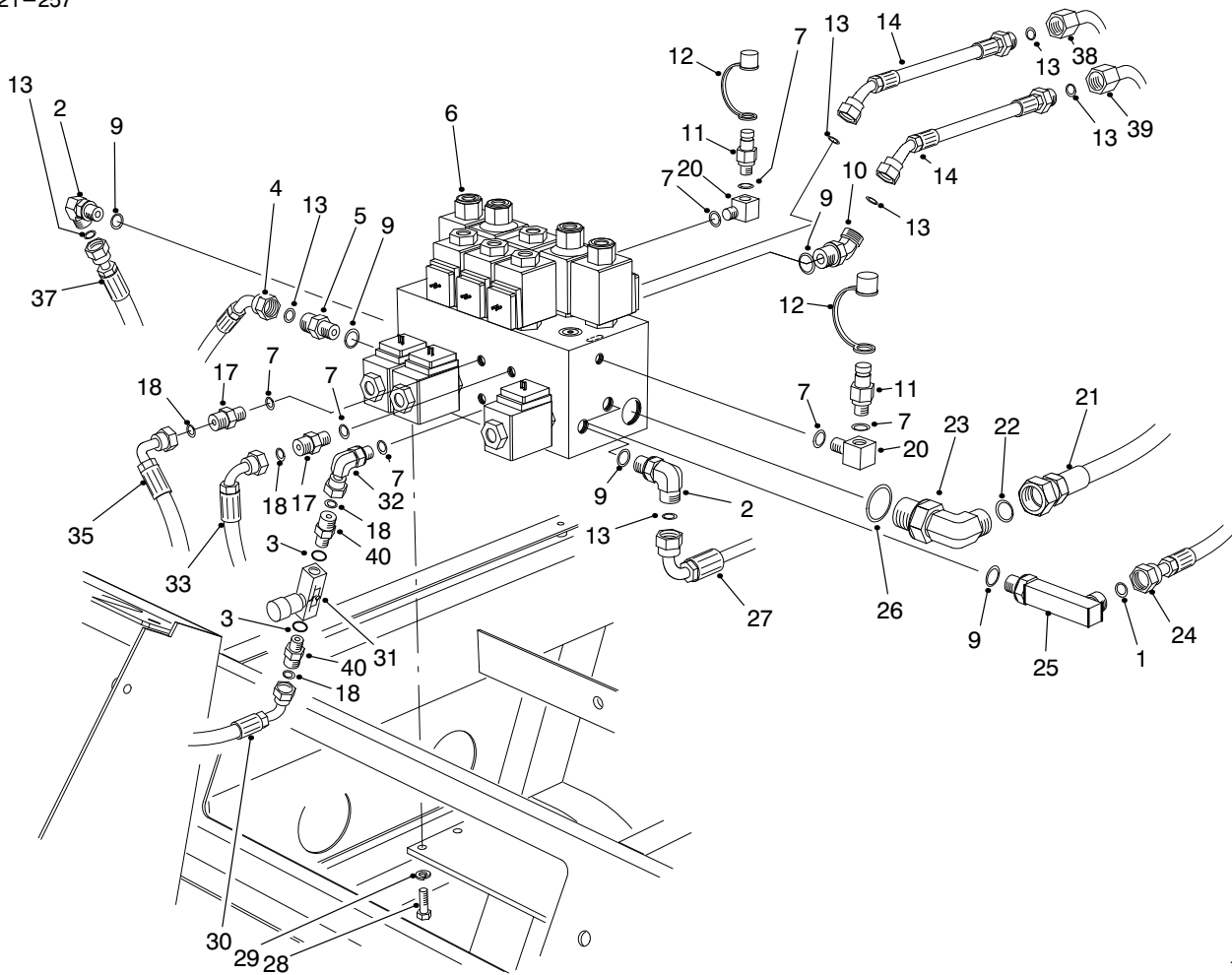


T-1048-4

HYDRAULIC RESERVOIR ASM (Continued)

Ref. No.	Part No.	Description	No. Used
46	92-9096	Asm-Hose	1
47	340-82	Fitting-Hydraulic 90° (Incl. Ref. #23 & 25)	2

Ref. No.	Part No.	Description	No. Used
48	94-4916	Hose Asm-Drain	1
49	237-42	O-Ring	1

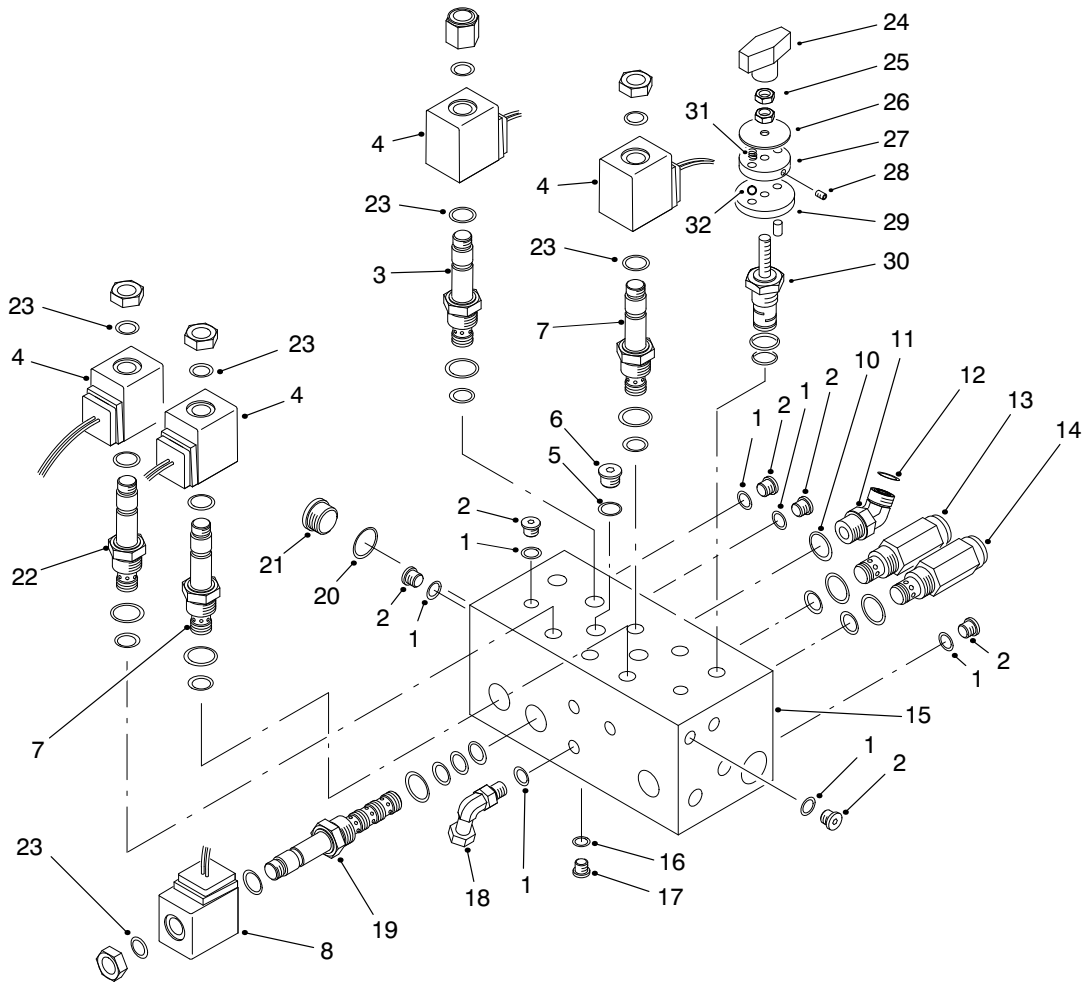


T-1094-4

HYDRAULIC CONTROL MANIFOLD ASM

Ref. No.	Part No.	Description	No. Used
1	237-22	O-Ring	1
2	340-98	Fitting-Hydraulic 90° (Incl. Ref. #9 & 13)	2
3	237-42	O-Ring	2
4	98-4586	Asm-Hose, Pressure #5	1
5	340-4	Fitting-Hydraulic Straight (Incl. Ref. #9 & 13)	1
6	98-4579	Asm-Control Manifold (Incl. Ref. #32)	1
7	237-78	O-Ring	6
9	237-79	O-Ring	6
10	340-101	Fitting-Hydraulic 45° (Incl. Ref. #9 & 13)	2
11	354-77	Fitting-Test Port (Incl. Ref. #7)	2
12	354-79	Cap-Test Port	2
13	237-30	O-Ring	7
14	86-9190	Hose-Hydraulic	2
17	340-92	Fitting-Hydraulic Straight (Incl. Ref. #7 & 18)	2
18	237-21	O-Ring	4
20	75-6640	Fitting-Hydraulic 90° (Incl. Ref. #7)	2

Ref. No.	Part No.	Description	No. Used
21	93-0078	Hose-Hydraulic	1
22	237-65	O-Ring	1
23	340-139	Fitting-Hydraulic 90° (Incl. Ref. #22 & 26)	1
24	98-9348	Asm-Hose, Pressure #2	1
25	98-9781	Fitting-Hydraulic 90° (Incl. Ref. #1 & 9)	1
26	237-81	O-Ring	1
27	98-9347	Asm-Hose, Pressure #3	1
28	322-3	Screw-HH	4
29	3253-4	Washer-Lock	4
30	75-5900	Hose-Hydraulic	1
31	98-9742	Valve-Flow Control	1
32	340-143	Fitting-Hydraulic 90° (Incl. Ref. #7)	1
33	93-0118	Hose-Hydraulic	1
35	75-5890	Hose-Hydraulic	1
37	98-4589	Asm-Hose, Pressure #4	1
38	93-3642	Tube-Hydraulic	1
39	93-3643	Tube-Hydraulic	1
40	340-1	Fitting-Hydraulic Straight (Incl. Ref. #3 & 18)	2



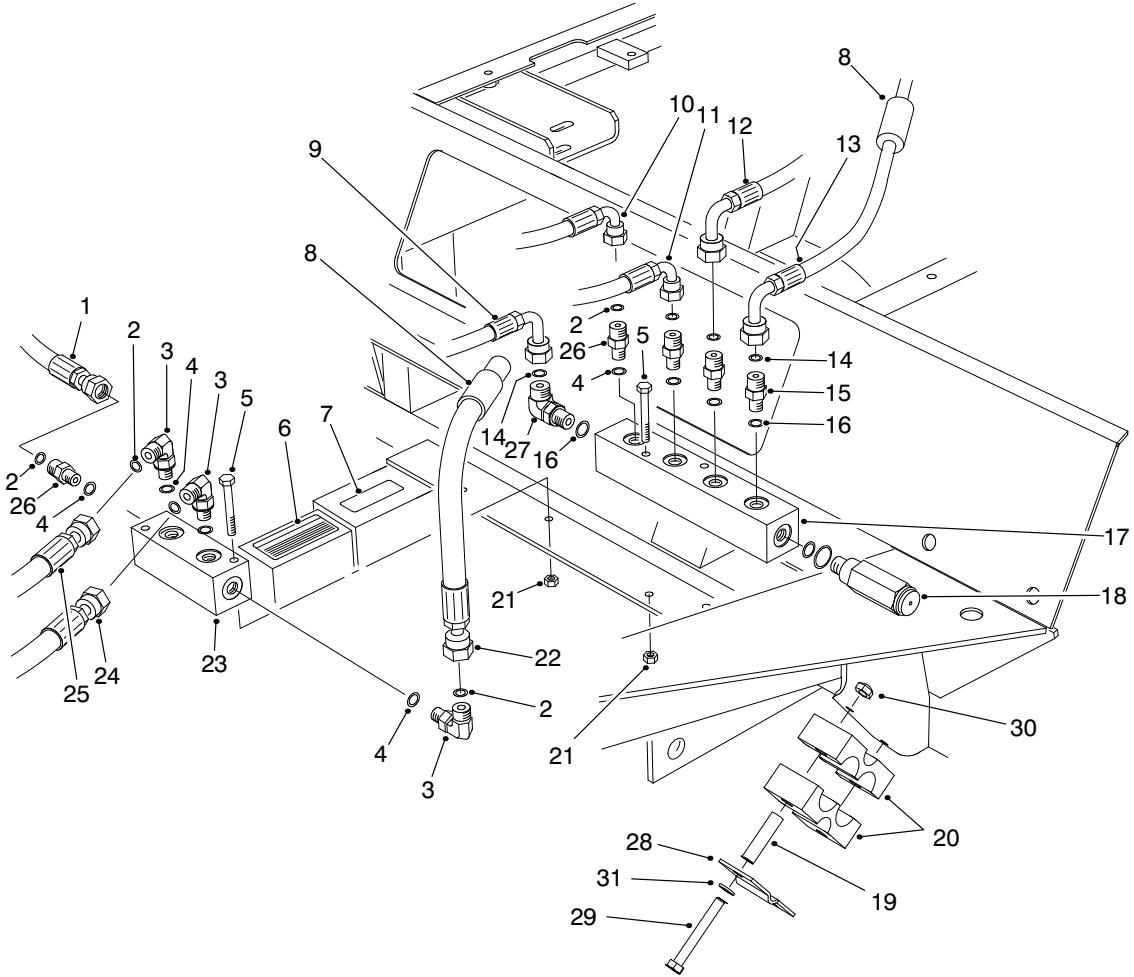
T-1503-2

CONTROL MANIFOLD ASM

Ref. No.	Part No.	Description	No. Used	Ref. No.	Part No.	Description	No. Used
1	237-78	O-Ring	12	18	340-143	Fitting-Hydraulic 90° (Incl. Ref. #1)	1
2	353-990	Plug (Incl. Ref. #1)	11	19	88-6960	Cartridge-4W/2P (Use Seal Kit #95-5642)	3
3	88-7020	Cartridge-N.O. (Use Seal Kit #95-5645)	2	20	237-80	O-Ring	1
4	88-9190	Solenoid-20 Watt	6	21	354-70	Plug (Incl. Ref. #20)	1
5	237-42	O-Ring	2	22	92-6315	Cartridge-N.C. (Use Seal Kit #95-5645)	1
6	353-989	Plug (Incl. Ref. #5)	2	23	94-5438	Seal-Solenoid	10
7	94-2685	Cartridge-N.C. (Use Seal Kit #95-5645)	3	24	94-5020	Knob	2
8	88-9200	Solenoid-28 Watt	3	25	75-6770	Nut-Jam	4
10	237-79	O-Ring	1	26		Plate-Indicator	2
11	340-101	Fitting-Hydraulic 45° (Incl. Ref. #10 & 12)	1	27	75-6730	Plate-Detent	2
12	237-30	O-Ring	1	28		Screw-Set	2
13	75-0920	Cartridge-Relief 3000 psi (Use Seal Kit #95-5645)	1	29	75-6720	Plate-Locating	2
14	75-2010	Cartridge-Relief 2000 psi (Use Seal Kit #95-5645)	1	30	98-9779	Rotary Cartridge Kit (Use Seal Kit #95-5645)	2
†15		Body-Manifold	1	31	94-5027	Spring-Detent	2
16	237-156	O-Ring	2	32		Ball-Detent	2
17	353-991	Plug (Incl. Ref. #16)	2	*	82-8520	Detent Assembly Kit (Incl. Ref. #24-29, 31 & 32)	2
				*	95-5645	Kit-Seal	10
				*	95-5642	Kit-Seal	3

*Not Illustrated

†Not Serviceable Separately

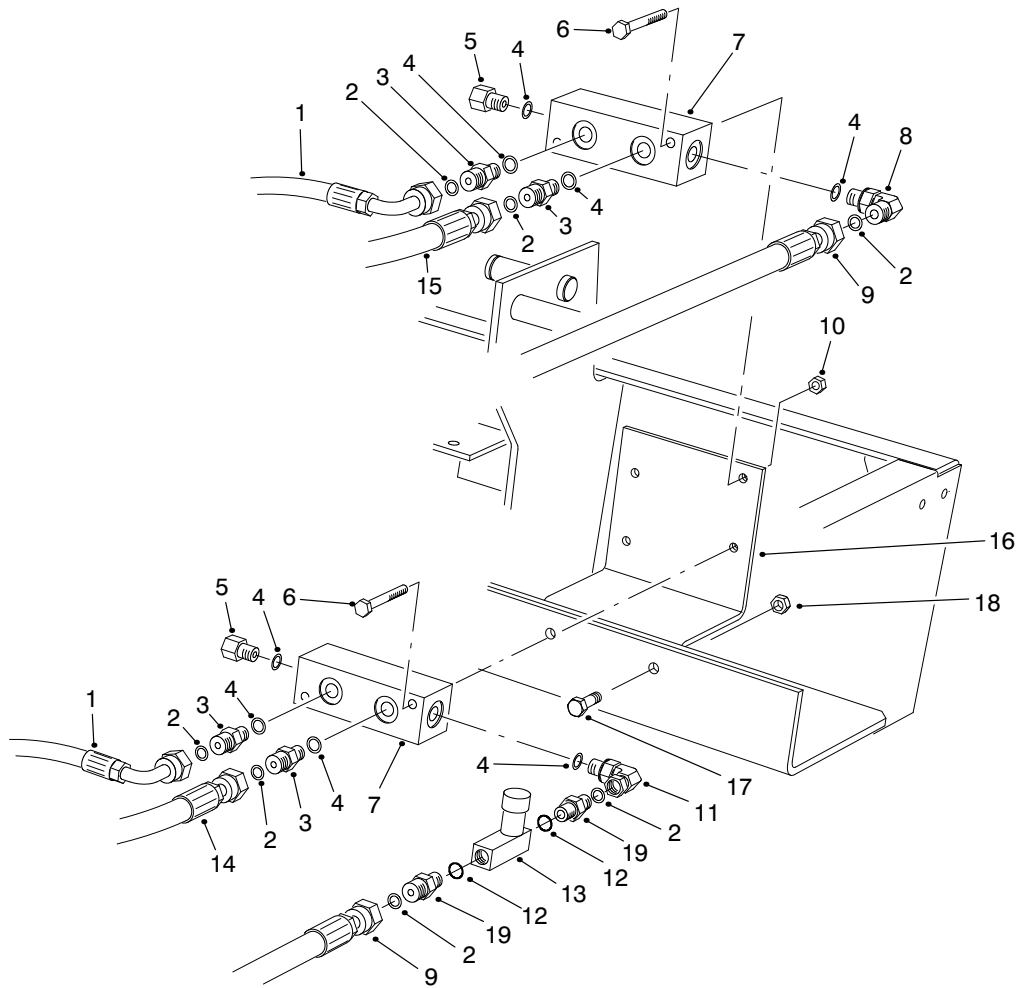


T-1058-5

FRONT HYDRAULIC MANIFOLDS

Ref. No.	Part No.	Description	No. Used
1	98-4584	Asm-Hose, Drain	1
2	237-21	O-Ring	7
3	340-132	Fitting-Hydraulic 90° (Incl. Ref. #2 & 4)	3
4	237-78	O-Ring	7
5	321-18	Screw-HH	4
6	93-6693	Decal-Floor Plate	1
7	93-6686	Decal-Oil	1
8	38-3400	Guard-Rubber	2
9	75-5940	Hose-Hydraulic	1
10	75-5890	Hose-Hydraulic	1
11	75-5910	Hose-Hydraulic	1
12	93-0118	Hose-Hydraulic	1
13	93-0119	Hose-Hydraulic	1
14	237-22	O-Ring	2
15	340-2	Fitting-Hydraulic Straight (Incl. Ref. #14 & 16)	2
16	237-42	O-Ring	2
17	93-0139	Manifold-Hydraulic	1

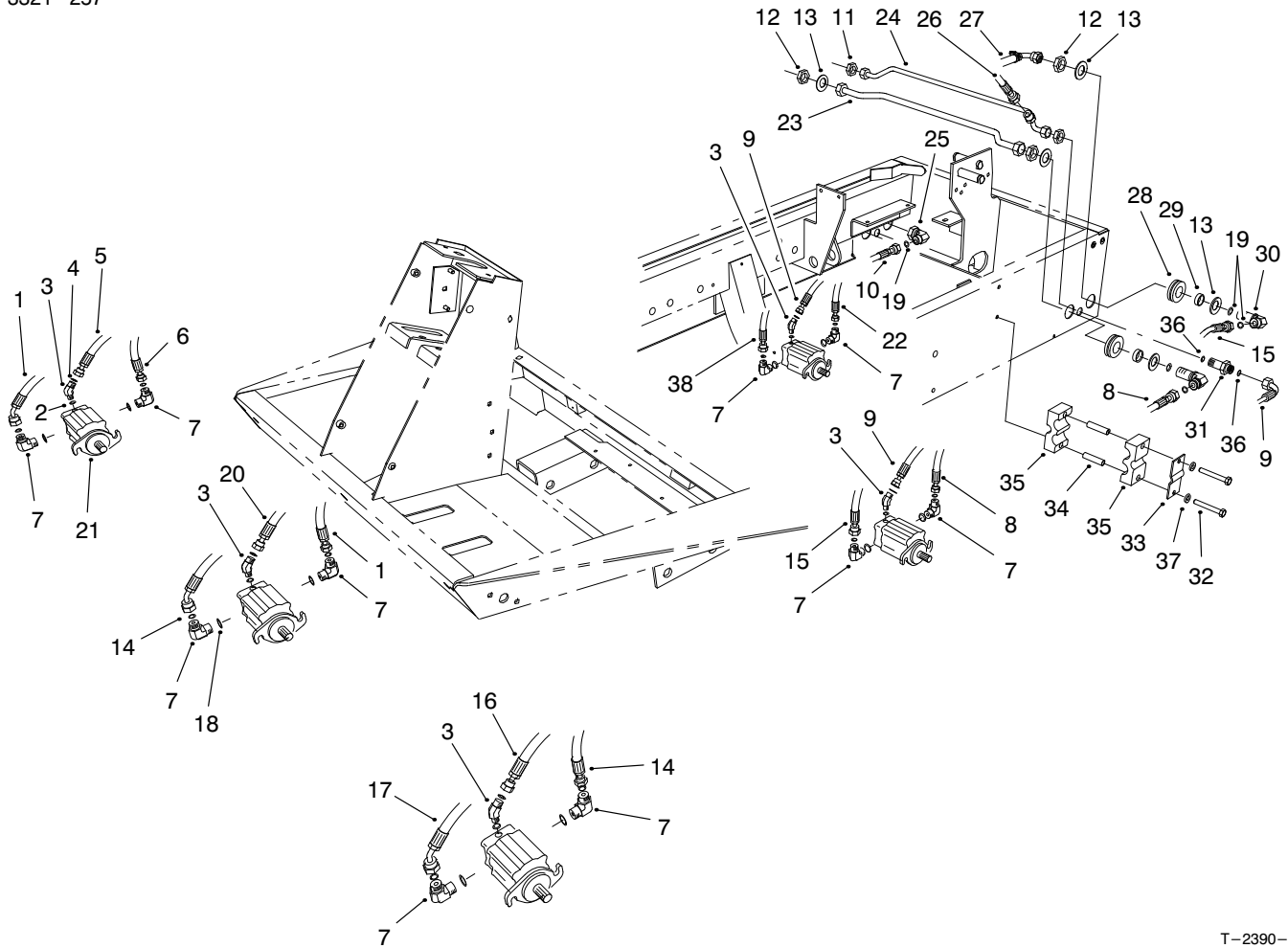
Ref. No.	Part No.	Description	No. Used
18	93-0143	Cartridge-Relief 250 psi (Use Seal Kit #75-2080)	1
19	93-7960	Spacer	4
20	82-8170	Clamp-Rubber	4
21	3296-42	Nut-Lock	4
22	92-9096	Hose-Hydraulic	1
23	75-1180	Manifold-Hydraulic	1
24	98-4587	Hose Asm-Drain #4	1
25	98-4590	Hose Asm-Drain #1	1
26	340-92	Fitting-Hydraulic Straight (Incl. Ref. #2 & 4)	4
27	340-77	Fitting-Hydraulic 90° (Incl. Ref. #14 & 16)	1
28	93-7961	Clamp	2
29	322-13	Screw-HH	4
30	3296-29	Nut-Lock	4
31	3256-70	Washer-Flat	4



T-1095-4

REAR HYDRAULIC MANIFOLDS

Ref. No.	Part No.	Description	No. Used	Ref. No.	Part No.	Description	No. Used
1	75-6180	Hose-Hydraulic	2	10	32128-33	Nut-Lock	4
2	237-21	O-Ring	7	11	340-143	Fitting-Hydraulic 90° (Incl. Ref. #4)	1
3	340-92	Fitting-Hydraulic Straight (Incl. Ref. #2 & 4)	4	12	237-42	O-Ring	2
4	237-78	O-Ring	8	13	98-7942	Valve-Flow Control	1
5	353-512	Fitting-Hydraulic Plug (Incl. Ref. #4)	2	14	75-6080	Hose-Hydraulic	1
6	321-11	Screw-HH	4	15	75-6070	Hose-Hydraulic	1
7	75-1180	Manifold	2	16	94-4920	Plate-Mounting Valve	1
8	340-132	Fitting-Hydraulic 90° (Incl. Ref. #2 & 4)	1	17	322-5	Screw-HH	2
9	93-0118	Hose-Hydraulic	2	18	32128-20	Nut-Flange Lock	2
				19	340-1	Fitting-Hydraulic Straight (Incl. Ref. #2 & 12)	2



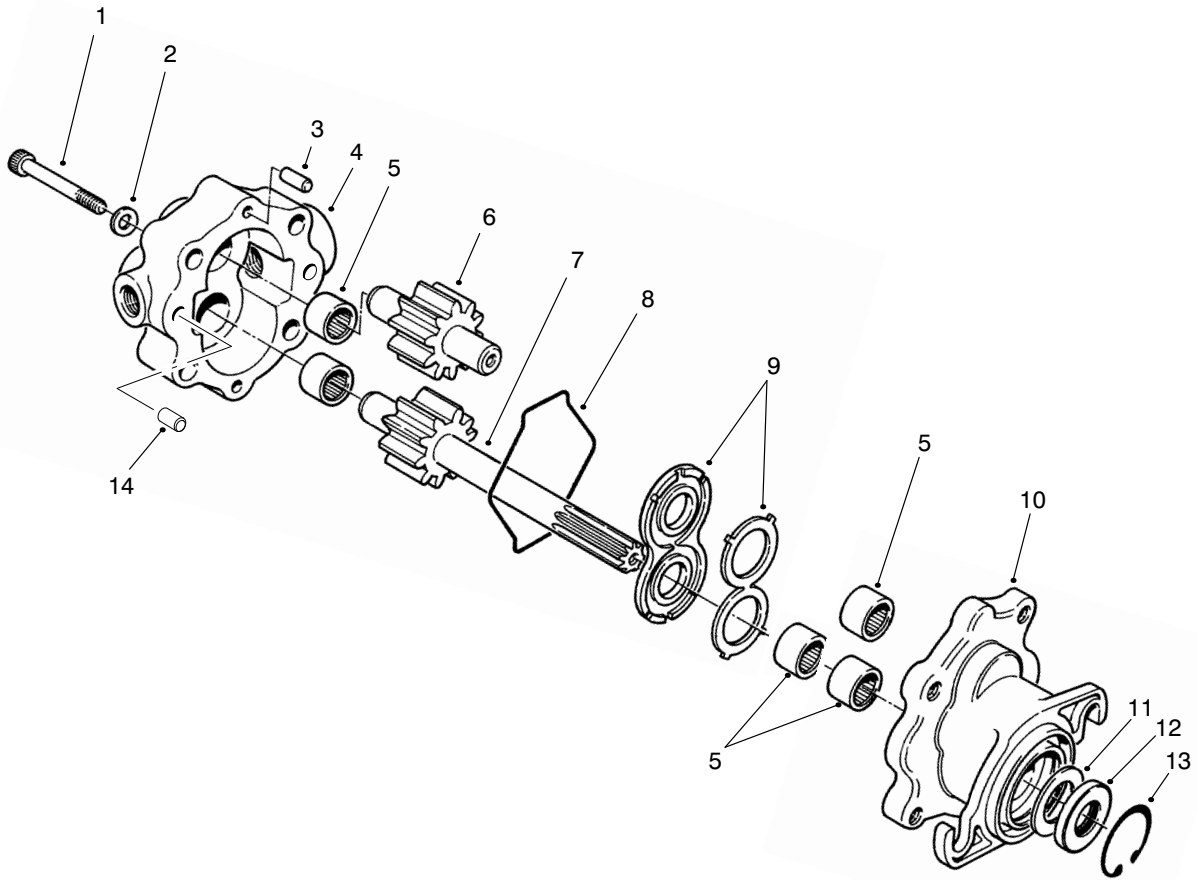
T-2390-3

CUTTING UNIT HYDRAULIC COMPONENTS

Ref. No.	Part No.	Description	No. Used
1	98-4585	Asm-Hose, Pressure #1, 5	1
2	237-78	O-Ring	5
3	340-103	Fitting-Hydraulic 45° (Incl. Ref. #2 & 4)	5
4	237-21	O-Ring	5
5	98-4584	Asm-Hose, Drain #5	1
6	98-4586	Asm-Hose, Pressure #5	1
7	340-98	Fitting-Hydraulic 90° (Incl. Ref. #18 & 19)	10
8	98-4581	Asm-Hose, Pressure #2	1
9	98-4583	Asm-Hose, Drain #2, 3	2
10	98-9347	Asm-Hose, Pressure #3	1
11	340-70	Nut-Bulkhead	2
12	340-127	Nut-Bulkhead	4
13	69-8930	Washer-Flat	8
14	98-4588	Asm-Hose, Pressure #1, 4	1
15	98-4582	Asm-Hose, Pressure #2	1
16	98-4587	Asm-Hose, Drain #4	1
17	98-4589	Asm-Hose, Pressure #4	1
18	237-79	O-Ring	10
19	237-30	O-Ring	19
20	98-4590	Asm-Hose, Drain #1	1
21	93-1375	Motor-Hydraulic	5
22	98-9344	Asm-Hose, Hydraulic	1

Ref. No.	Part No.	Description	No. Used
23	94-4918	Asm-Tube, Pressure #2, 3	1
24	94-4917	Asm-Tube, Drain #2, 3	1
25	94-6031	Fitting-Hydraulic (Incl. Ref. #19)	1
26	94-4916	Asm-Hose, Drain, Return	1
27	98-9348	Asm-Hose, Pressure #2	1
28	240-5	Grommet-Rubber	4
29	69-8960	Spacer	4
30	93-9151	Fitting-Hydraulic (Incl. Ref. #19)	4
31	340-71	Fitting-Hydraulic (Incl. Ref. #36)	2
32	32144-58	Screw-HSH	4
33	93-7961	Clamp-Case Drain	2
34	93-7960	Spacer	4
35	82-8170	Clamp	4
36	237-22	O-Ring	4
37	3256-70	Washer-Flat	4
38	98-9343	Asm-Hose, Hydraulic	1
*	3290-378	Tie-Cable	4
*	98-9761	Kit-Hydraulic Hose (Incl. Ref. #1, 6, 8, 14-15 & 17)	1

*Not Illustrated

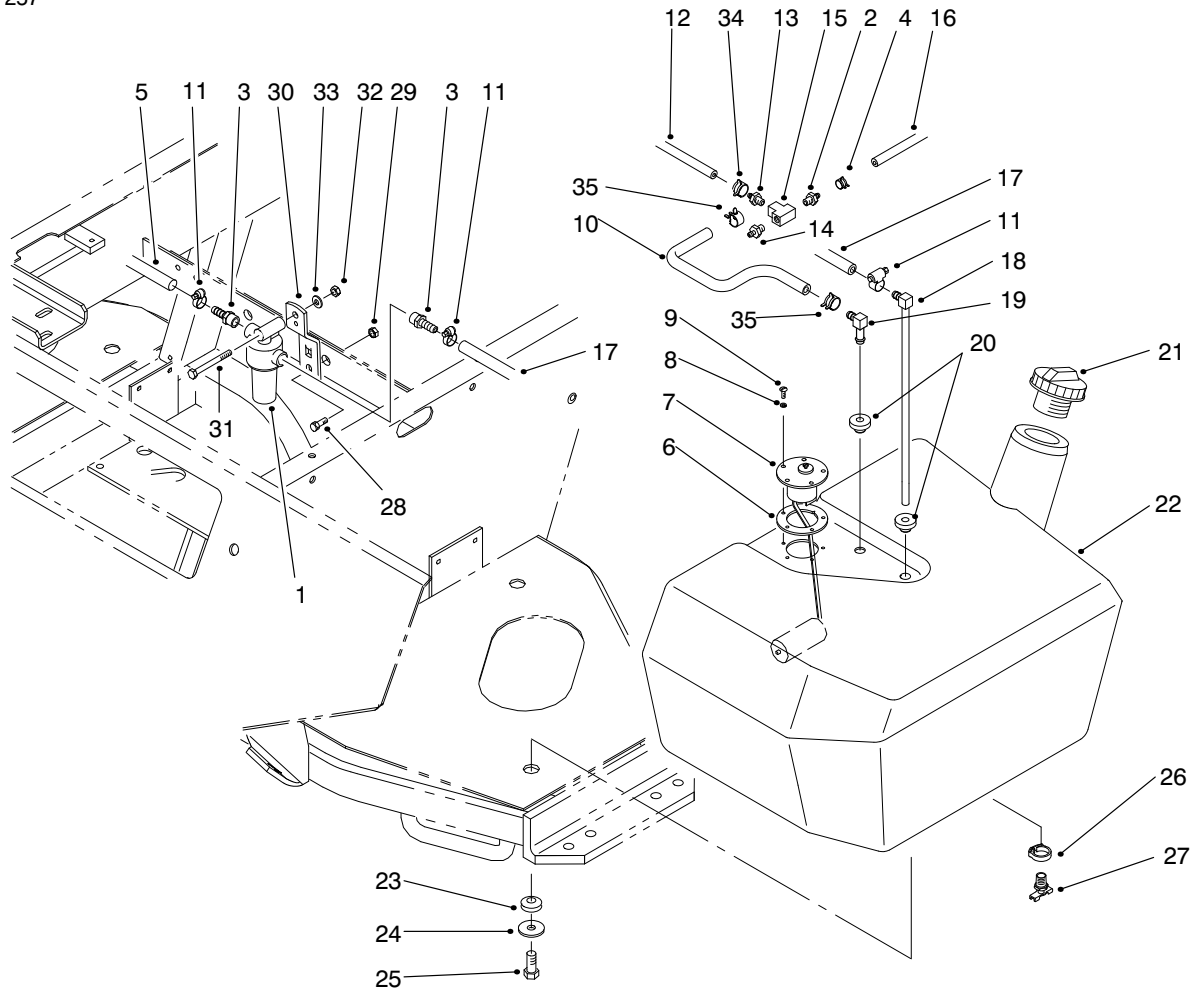


T-1872-1

REEL MOTOR ASM NO. 93-1375

Ref. No.	Part No.	Description	No. Used	Ref. No.	Part No.	Description	No. Used
1	354-50	Screw-HSH	4	9	74-3810	Asm-Load Plate	1
2	354-51	Washer	4	10	92-8795	Asm-Body (Incl. Ref. #5)	1
3	353-599	Pin-Dowel	2	†11		Spacer	1
4	93-3614	Asm-Cover (Incl. Ref. #5)	1	†12		Seal-Shaft	1
†5		Bearing-Needle	5	13	32151-41	Ring-Retaining	1
6	93-3616	Asm-Idler Gear	1	14	92-8796	Pin-Dowel	2
7	93-3615	Asm-Drive Shaft	1	*	92-8863	Kit-Repair (Incl. Ref. #8, & 11-13)	1
8	354-46	Ring-Seal	1				

*Not Illustrated



T-2898-1

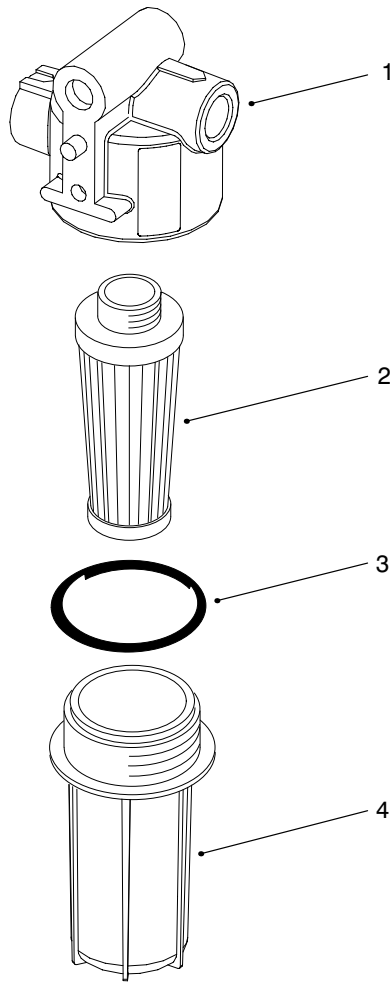
FUEL TANK ASM

Ref. No.	Part No.	Description	No. Used
1	99-8351	Filter-Fuel	1
2	304-73	Fitting-Barbed	1
3	353-783	Fitting-Fuel	1
4	2412-98	Clamp-Hose	1
5	63-7610	Hose-Fuel	1
6	62-7650	Gasket-Sending Unit	1
7	63-7640	Unit-Sending	1
8	3253-15	Washer-Lock	5
9	32122-24	Screw-Round Hd.	5
10	93-2042	Hose-Fuel	1
11	2412-108	Clamp-Hose	4
12	75-4700	Hose-Fuel	1
13	354-22	Fitting-Fuel, Straight	1
14	354-21	Fitting-Fuel Straight	1
15	354-20	Fitting-Fuel Tee	1
16	98-9338	Hose-Fuel	1
17	95-4276	Hose-Fuel	1
18	66-8121	Standpipe-Elbow 90°	1

Ref. No.	Part No.	Description	No. Used
19	46-6550	Connector-Fuel, Elbow 90°	1
20	46-6560	Grommet	2
21	93-3102	Cap-Fuel Tank	1
22	94-3510	Asm-Fuel Tank (Incl. Ref. #26-27)	1
23	240-11	Grommet	3
24	63-8410	Washer-Flat	3
25	33103-025	Screw-HHF	3
26	2412-36	Clamp-Drain	1
27	304-46	Fitting-Drain	1
28	322-4	Screw-HH	1
29	3296-29	Nut-Lock	1
30	98-9748	Support-Bracket, Filter	1
31	321-8	Screw-HH	1
32	3296-42	Nut-Lock	1
33	3256-22	Washer-Flat	1
34	2412-146	Clamp-Spring	2
35	92-2379	Clamp	2

*Not Illustrated

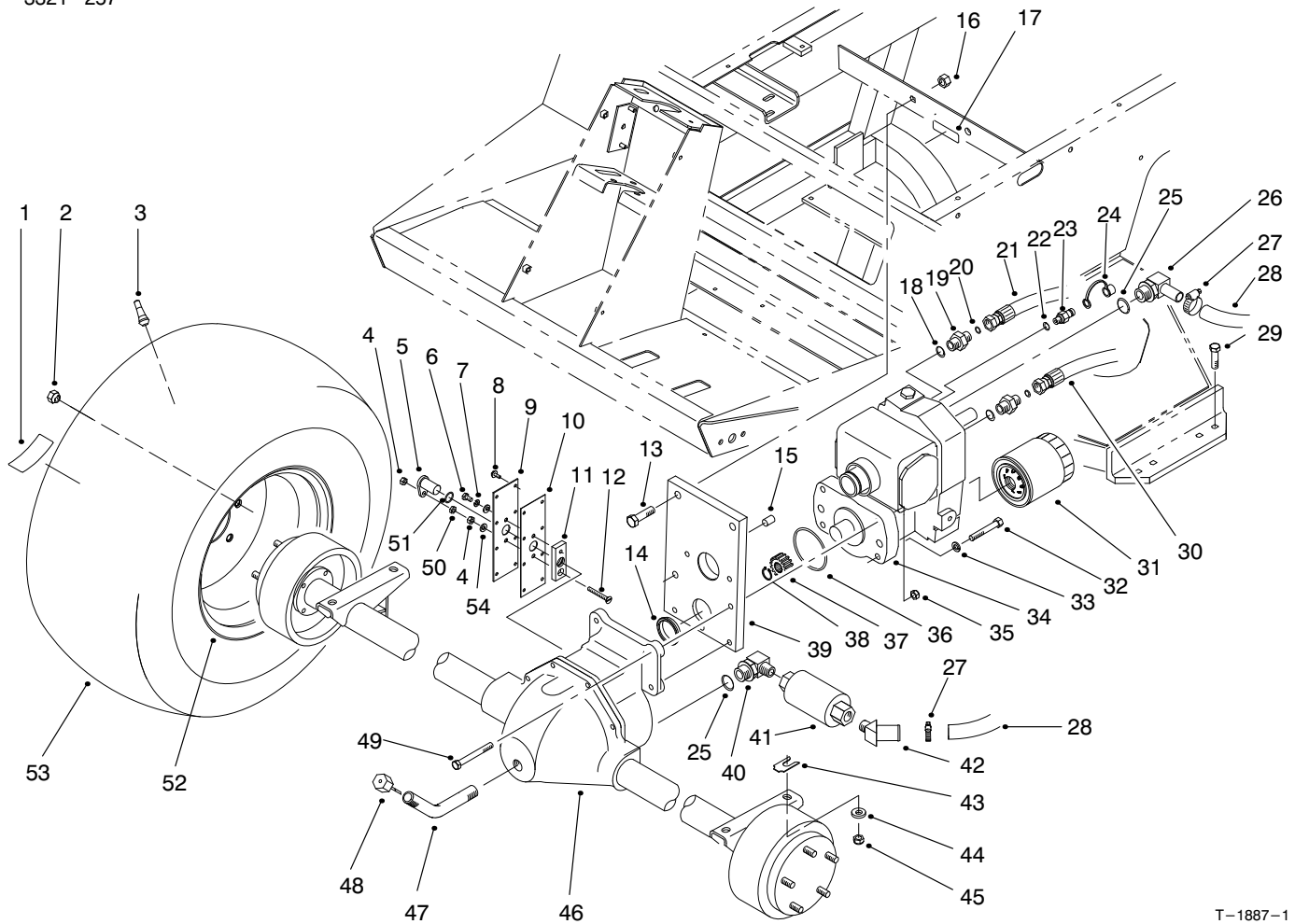
†Not Serviced Separately



T-3100

FUEL FILTER ASM

Ref. No.	Part No.	Description	No. Used	Ref. No.	Part No.	Description	No. Used
1	99-8356	Kit-Head, W/Label	1	3	99-8359	O-Ring	1
2	99-8358	Kit-Element (Incl. Ref. #3)	1	4	99-8357	Kit-Bowel (Incl. Ref. #3)	1

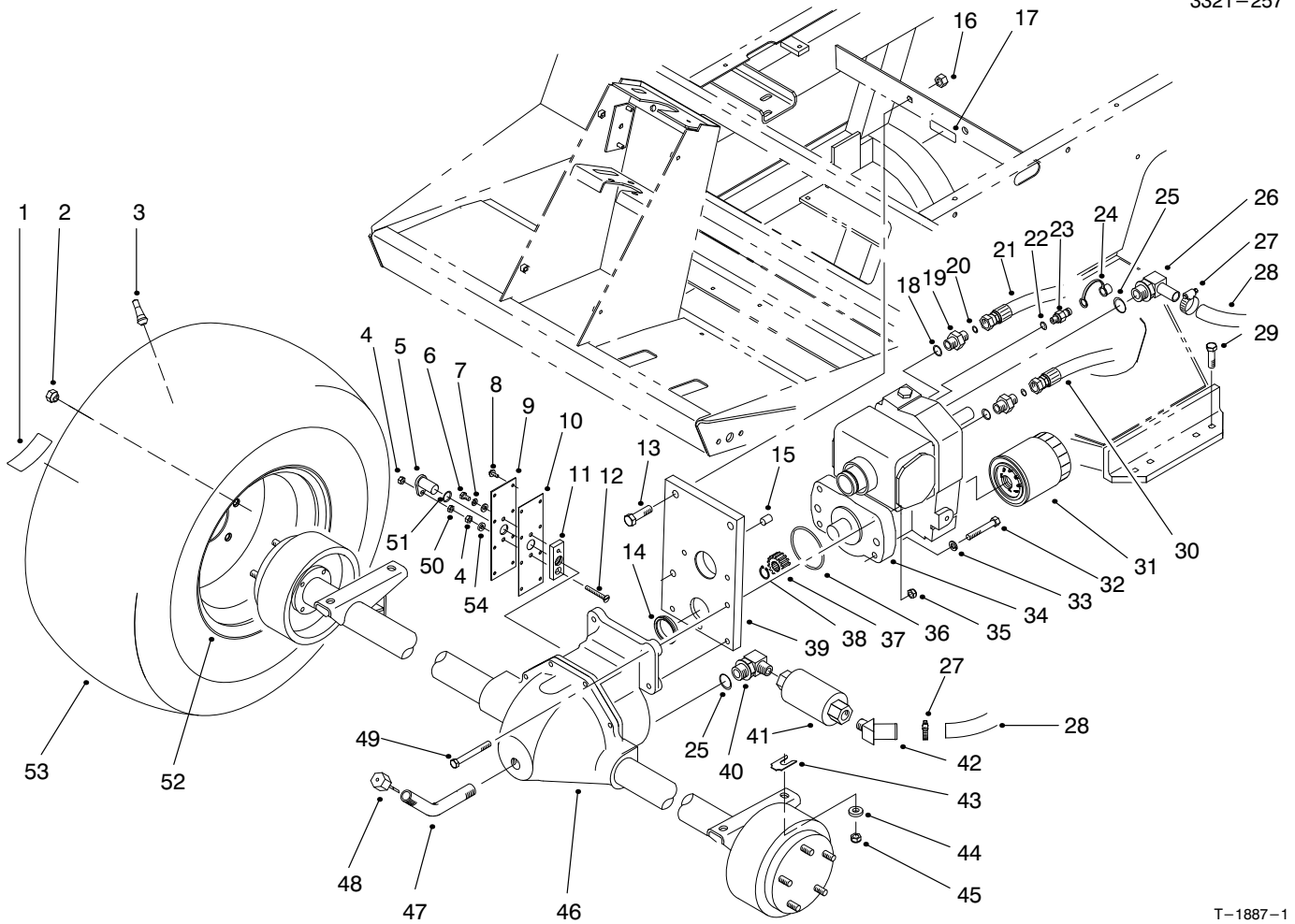


T-1887-1

FRONT AXLE & TRANSMISSION ASM

Ref. No.	Part No.	Description	No. Used
1	76-8730	Decal-Bolt Torque	2
2	23-7270	Nut-Lug	10
3	232-27	Stem-Valve	2
4	3296-56	Nut-Lock	2
5	85-4350	Sensor-Gear Tooth	1
6	321-2	Screw-HH	1
7	3253-3	Washer-Lock	1
8	32144-112	Screw-HH	8
9	85-4330	Cover-Gear	1
10	92-5797	Gasket-Axle	1
11	85-4340	Plate-Sensor Mounting	1
12	32108-9	Screw-Machine	1
13	325-7	Screw-HH	2
14	75-3110	Collar-Transmission	1
15	92-4808	Sleeve-Trans. Pilot	1
16	3296-23	Nut-Lock	2
17	93-6691	Decal-Bolt	1
18	237-79	O-Ring	2
19	340-3	Fitting-Hydraulic, Straight (Incl. Ref. #18 & 20)	2
20	237-22	O-Ring	2
21	93-0076	Hose-Hydraulic	1
22	237-78	O-Ring	1
23	354-77	Fitting-Hydraulic Test Port (Incl. Ref. #22)	1
24	354-79	Cap-Test Port	1

Ref. No.	Part No.	Description	No. Used
25	237-81	O-Ring	2
26	75-4720	Fitting-Hydraulic 90° (Incl. Ref. #25)	1
27	2412-129	Clamp-Hose	2
28	75-6350	Hose	1
29	324-7	Screw-HH	4
30	93-0075	Hose-Hydraulic	1
31	75-1330	Filter-Oil	1
32	323-12	Screw-HH	2
33	3253-21	Washer-Lock	2
34	75-0012	Asm-Transmission	1
35	3296-39	Nut-Lock	2
36	237-161	O-Ring	1
37	86-7220	Gear-Pinion	1
38	32151-62	Ring-Retaining	1
39	92-4846	Asm-Trans. Support (Incl. Ref. #14 & 15)	1
40	354-75	Fitting-Hydraulic 90° (Incl. Ref. #25)	1
41	75-6340	Strainer-In-Line	1
42	354-72	Fitting-Hydraulic 45°	1
43	42-6080	Shim-Axle	A/R
44	66-6480	Washer-Flat	4
45	3296-48	Nut-Lock	4
46	94-6933	Asm-Front Axle	1
47	75-6850	Tube-Oil Fill	1

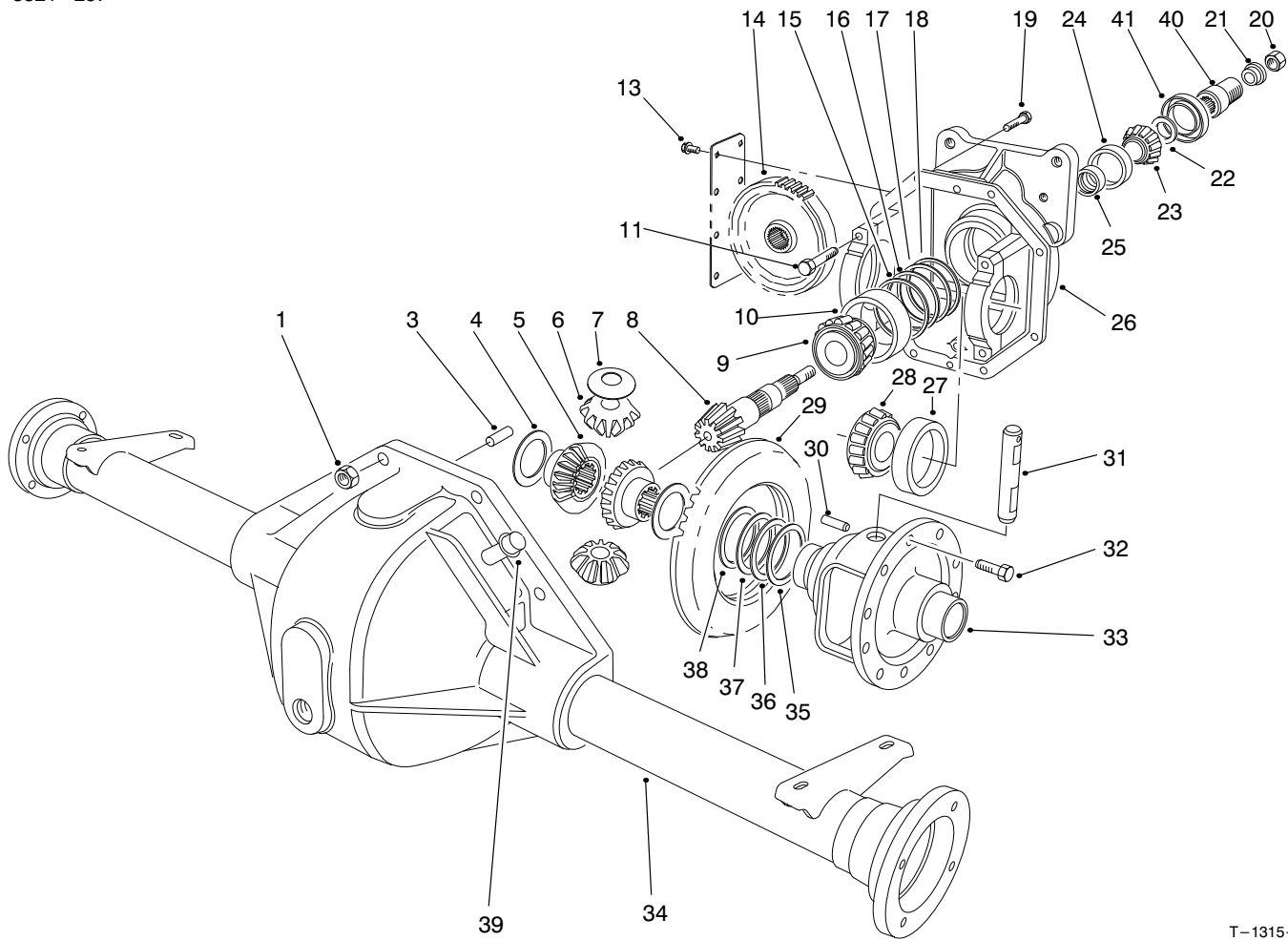


T-1887-1

FRONT AXLE & TRANSMISSION ASM (Continued)

Ref. No.	Part No.	Description	No. Used
48	27-3710	Dipstick-Axle	1
49	323-20	Screw-HH	2
50	3218-1	Nut-Jam	1
51	237-181	O-Ring	1

Ref. No.	Part No.	Description	No. Used
52	217-120	Rim	2
53	231-134	Tire	2
54	3256-22	Washer-Flat	2



T-1315-1

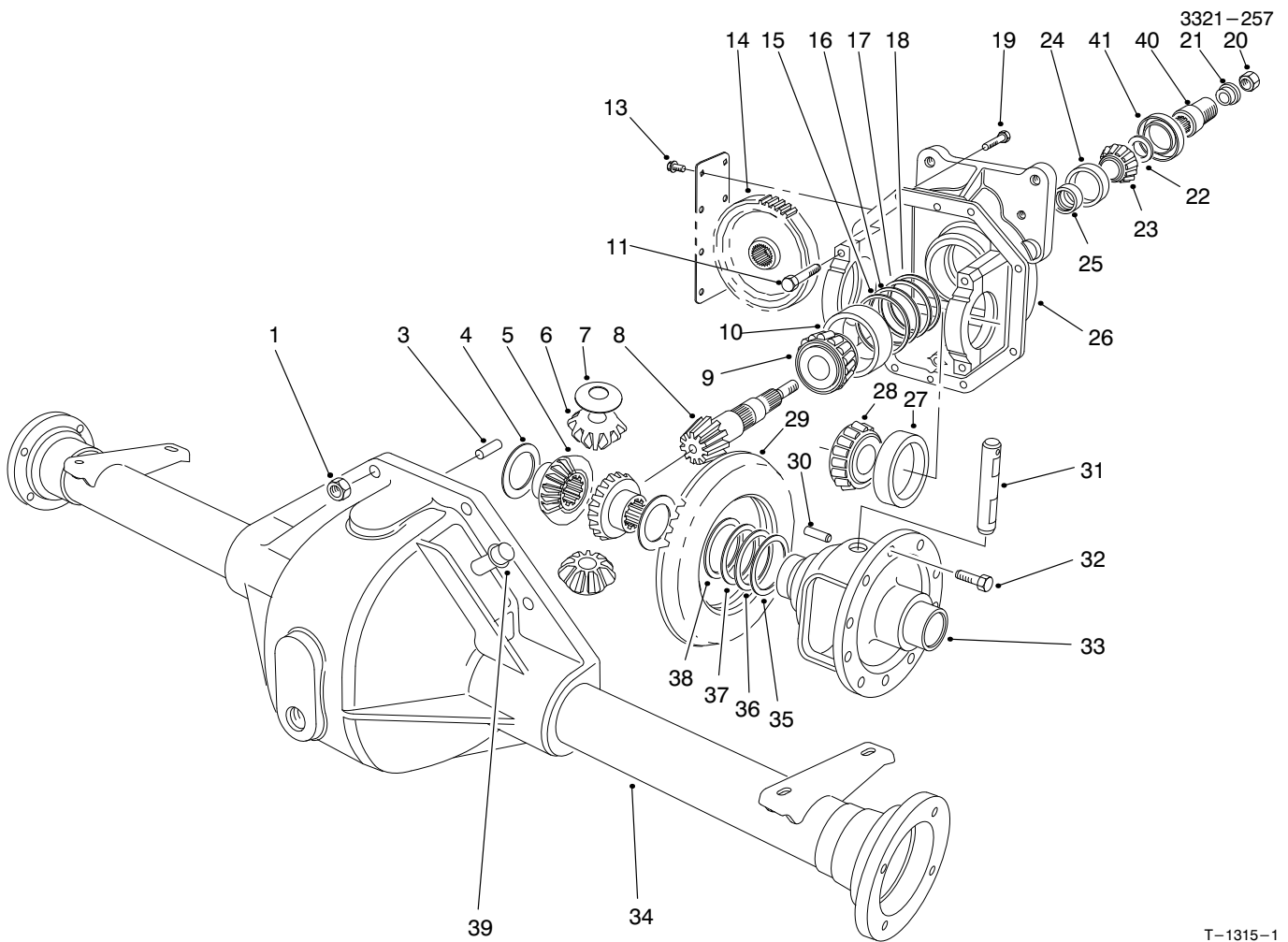
FRONT AXLE ASM NO. 94-6933

Ref. No.	Part No.	Description	No. Used
1	32144-5	Nut	8
3	21-8270	Pin-Dowel	2
4	21-7720	Washer-Thrust	2
5	24-8790	Gear-Bevel, Differential	2
6	21-7690	Gear-Pinion	2
7	21-7730	Washer-Thrust	2
†8		Pinion-Drive	1
9	43-6760	Cone-Bearing, tapered	1
10	43-6750	Cup-Bearing, Tapered	1
11	92-1773	Screw-HH	4
13	32144-112	Screw-Thread Forming	8
14	86-7230	Gear-Spur	1
15	43-6710	Diff. Adjust. Shim .003	A/R
16	43-6711	Diff. Adjust. Shim .005	A/R
17	43-6712	Diff. Adjust. Shim .010	A/R
18	43-6713	Diff. Adjust. Shim .030	A/R
19	3210-8	Screw-HH	8
20	71-4350	Nut	1
21	83-5130	Spacer-Pinion	1
22	72-3570	Shim .094-Diff. Adjust.	A/R
*	72-3571	Shim .096-Diff. Adjust.	A/R
*	72-3572	Shim .098-Diff. Adjust.	A/R
22	72-3573	Shim .100-Diff. Adjust.	A/R

Ref. No.	Part No.	Description	No. Used
*	72-3574	Shim .102-Diff. Adjust.	A/R
*	72-3575	Shim .104-Diff. Adjust.	A/R
*	72-3576	Shim .106-Diff. Adjust.	A/R
*	72-3577	Shim .108-Diff. Adjust.	A/R
*	72-3578	Shim .110-Diff. Adjust.	A/R
*	72-3580	Shim .112-Diff. Adjust.	A/R
*	72-3581	Shim .114-Diff. Adjust.	A/R
*	72-3582	Shim .116-Diff. Adjust.	A/R
*	72-3583	Shim .118-Diff. Adjust.	A/R
*	72-3584	Shim .120-Diff. Adjust.	A/R
*	72-3585	Shim .125-Diff. Adjust.	A/R
*	72-3586	Shim .127-Diff. Adjust.	A/R
*	72-3587	Shim .129-Diff. Adjust.	A/R
*	72-3588	Shim .131-Diff. Adjust.	A/R
*	72-3590	Shim .133-Diff. Adjust.	A/R
*	72-3591	Shim .135-Diff. Adjust.	A/R
*	72-3592	Shim .137-Diff. Adjust.	A/R
*	72-3593	Shim .139-Diff. Adjust.	A/R
*	72-3594	Shim .141-Diff. Adjust.	A/R
*	72-3595	Shim .143-Diff. Adjust.	A/R
*	72-3596	Shim .145-Diff. Adjust.	A/R
*	72-3597	Shim .147-Diff. Adjust.	A/R
*	72-3598	Shim .149-Diff. Adjust.	A/R

*Not Illustrated

†Not Serviced Separately



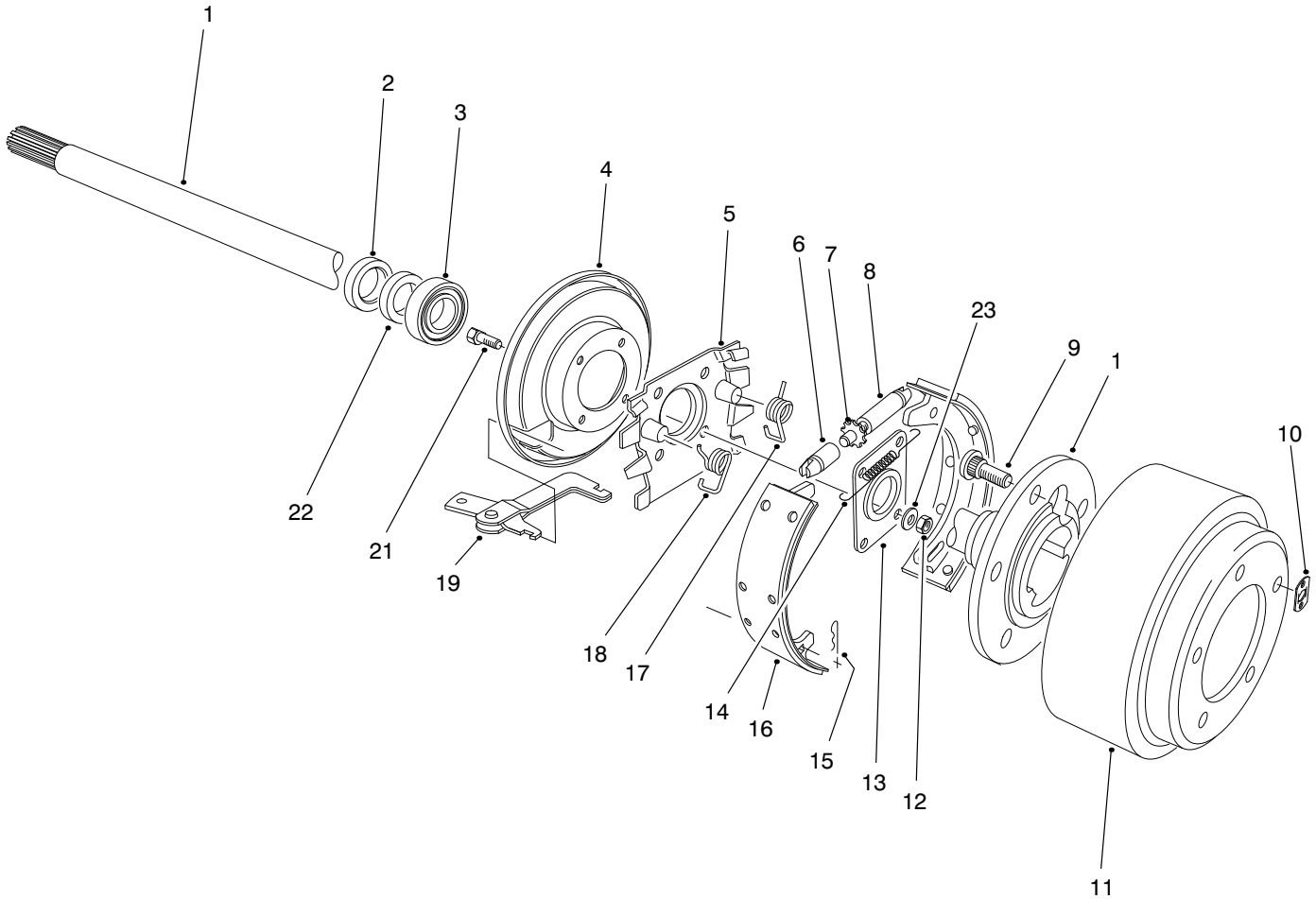
T-1315-1

FRONT AXLE ASM NO. 94-6933 (Continued)

Ref. No.	Part No.	Description	No. Used	Ref. No.	Part No.	Description	No. Used
22	72-3600	Shim .151-Diff. Adjust.	A/R	34	75-0721	Housing-Lower	1
23	254-91	Cone-Bearing	1	35	21-8120	Diff. Adjust. Shim .030	A/R
24	21-8390	Cup-Bearing	1	36	21-8110	Diff. Adjust. Shim .010	A/R
25	21-8020	Spacer-Front Pinion	1	37	21-8100	Diff. Adjust. Shim .005	A/R
26	93-3619	Upper Housing (Incl. Ref. #11)	1	38	21-8090	Diff. Adjust. Shim .003	A/R
27	254-66	Cup-Tapered Bearing	2	39	72-9420	Asm-Vent Tube	1
28	254-65	Cone-Tapered Bearing	2	40	83-4910	Coupler-Pinion	1
†29		Gear-Ring	1	41	71-4330	Seal	1
30	21-7710	Pin-Roll	1	*	93-3618	Asm-Gear & Pinion (Incl. Ref. #8 & 29)	1
31	21-7700	Shaft-Pinion Mate	1	*	93-3617	Asm-Differential (Incl. Ref. #4-10, 14-33, 35-38, 40 & 41)	1
32	21-7770	Screw-Drive Gear	5				
33	21-7670	Case-Differential	1				

*Not Illustrated

†Not Serviced Separately



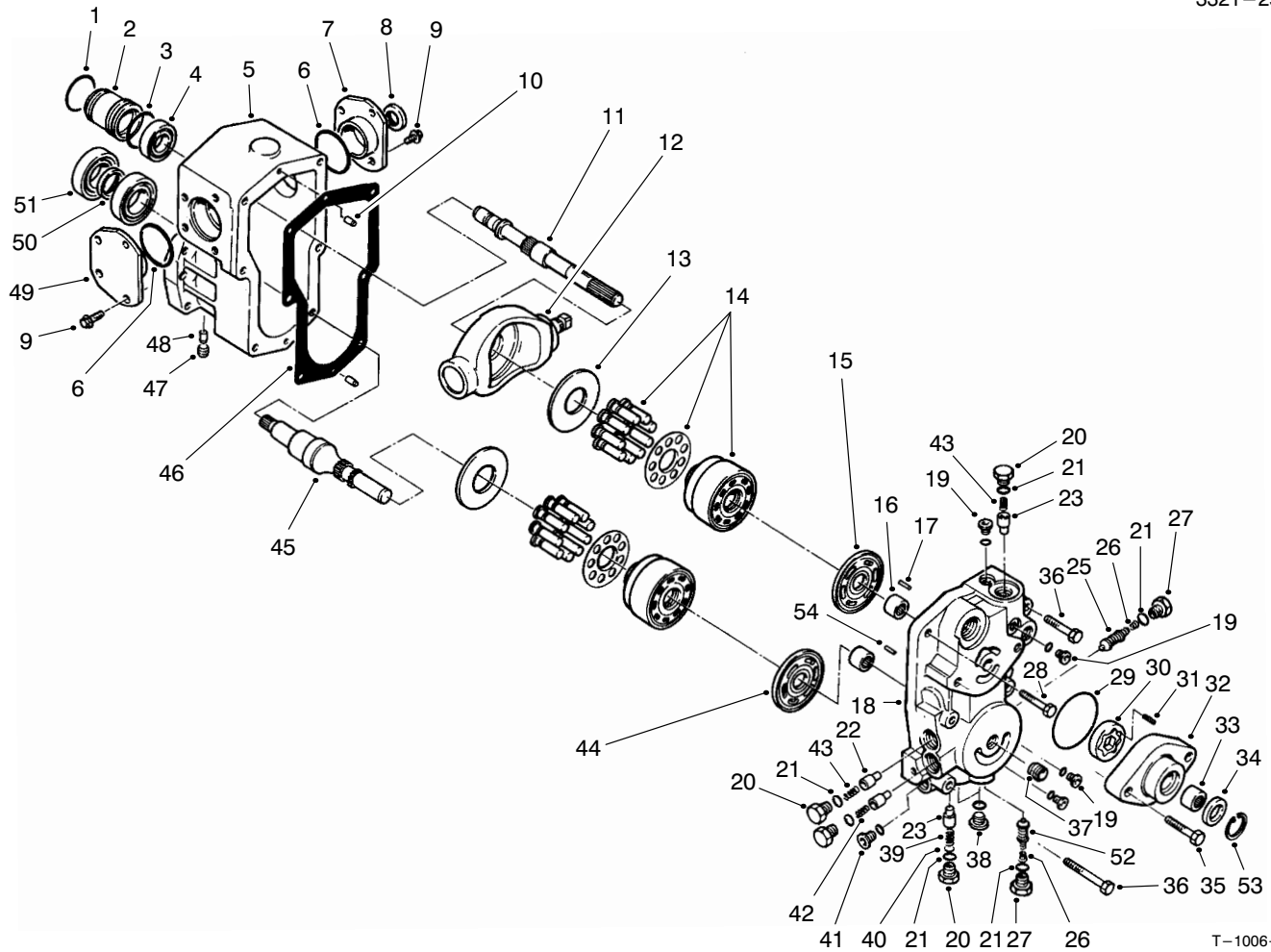
T-2664

BRAKE ASM

Ref. No.	Part No.	Description	No. Used
1	27-6862	Shaft-Axle, Flanged LH	1
*	27-6852	Shaft-Axle, Flanged RH	1
2	92-1774	Seal-Oil	2
3	21-8180	Bearing	2
4	21-9450	Shield-Dust	2
5	43-6810	Spider-Torque	2
6	21-9390	Socket-Adjusting Screw	2
7	21-9370	Screw-Adjusting	2
8	21-9380	Nut-Pivot	2
9	242-34	Stud-Flange, Axle	10
10	21-8360	Clip-Retaining	2
11	28-0680	Drum-Brake	2
12	94-6935	Nut-Lock	8

Ref. No.	Part No.	Description	No. Used
13	28-0670	Seal-Oil	2
14	21-9440	Spring-Adjusting Screw	2
15	21-9460	Retainer-Brake, Parking	4
16	84-8590	Asm-Shoe & Lining	4
17	21-9420	Spring-Shoe Return, LH	2
18	21-9430	Spring-Shoe Return, RH	2
19	24-9180	Lever, Brake, Parking	2
21	94-6934	Screw-HSH	8
22	24-8840	Ring-Bearing, Wheel	2
23	94-6936	Washer-Flat	8
*	84-8600	Set of Lined Brake Shoes	1
*	92-8775	Kit-Gasket, Liquid	1

*Not Illustrated



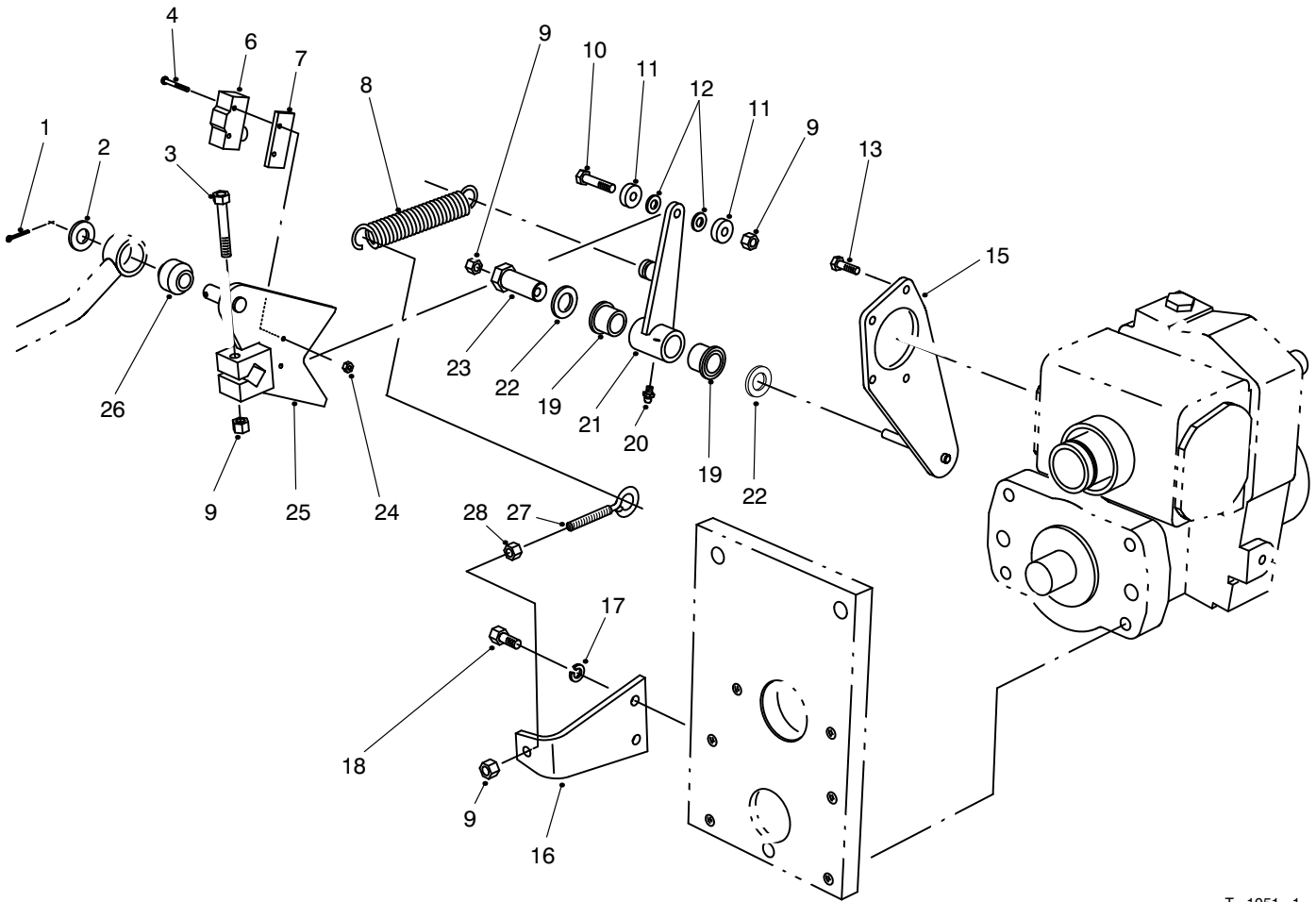
T-1006-1

TRANSMISSION ASM NO. 75-0012

Ref. No.	Part No.	Description	No. Used
1	75-0430	Ring-Retaining	1
2	75-0150	Guide-Seal	1
3	75-0410	O-Ring	1
4	75-0520	Bearing-Ball	1
5	75-0020	Housing	1
6	75-0210	O-Ring	2
7	86-7520	Asm-Trunnion Cover RH	1
8	75-0230	Seal-Lip	1
9	75-0090	Screw-HH	8
10	75-0480	Pin	2
11	86-7540	Shaft-Pump	1
12	75-0390	Plate-Swash	1
13	75-0400	Plate-Thrust	2
14	75-0470	Kit-Cylinder Block	2
15	75-0380	Plate-Valve	1
16	75-0500	Bearing-Needle	2
17	75-0510	Pin	1
18	75-0040	Center Section	1
19	75-0170	Plug-Straight Thread	4
20	75-0060	Plug	4
21	75-0240	O-Ring	6
22	75-0290	Spring	2
23	75-0260	Valve-Relief	4
24	75-0130	Screw-HH	3
25	93-0097	Valve-SCR	1
26	75-0140	Spring-Conical	1
27	75-0190	Plug-Special	2

Ref. No.	Part No.	Description	No. Used
28	75-0120	Screw-HH	1
29	75-0370	O-Ring	1
30	75-0360	Gerotor	1
31	75-0350	Pin	1
32	83-4780	Housing-Charge Pump	1
33	75-0340	Bearing-Needle	1
34	75-0330	Seal-Lip	1
35	75-0110	Screw-HH	2
36	75-0180	Screw-HH	2
37	75-0320	Nipple	1
38	75-0200	Plug-Straight Thread	2
39	75-0270	Spring	1
40	75-0310	Shim	1
41	75-0070	Plug	1
42	75-0280	Spring	1
44	93-0083	Plate-Valve	1
45	75-0440	Shaft-Motor	1
46	75-0030	Gasket-Housing	1
47	75-0160	Plug-Pipe	1
48	75-0220	Pin	2
49	86-7530	Asm-Trunnion Cover LH	1
50	75-0450	Collar	1
51	75-0460	Bearing-Ball	2
52	75-6930	Valve-SCR	1
53	32120-74	Ring-Retaining	1
54	75-0250	Pin-Slotted	1

*Not Illustrated

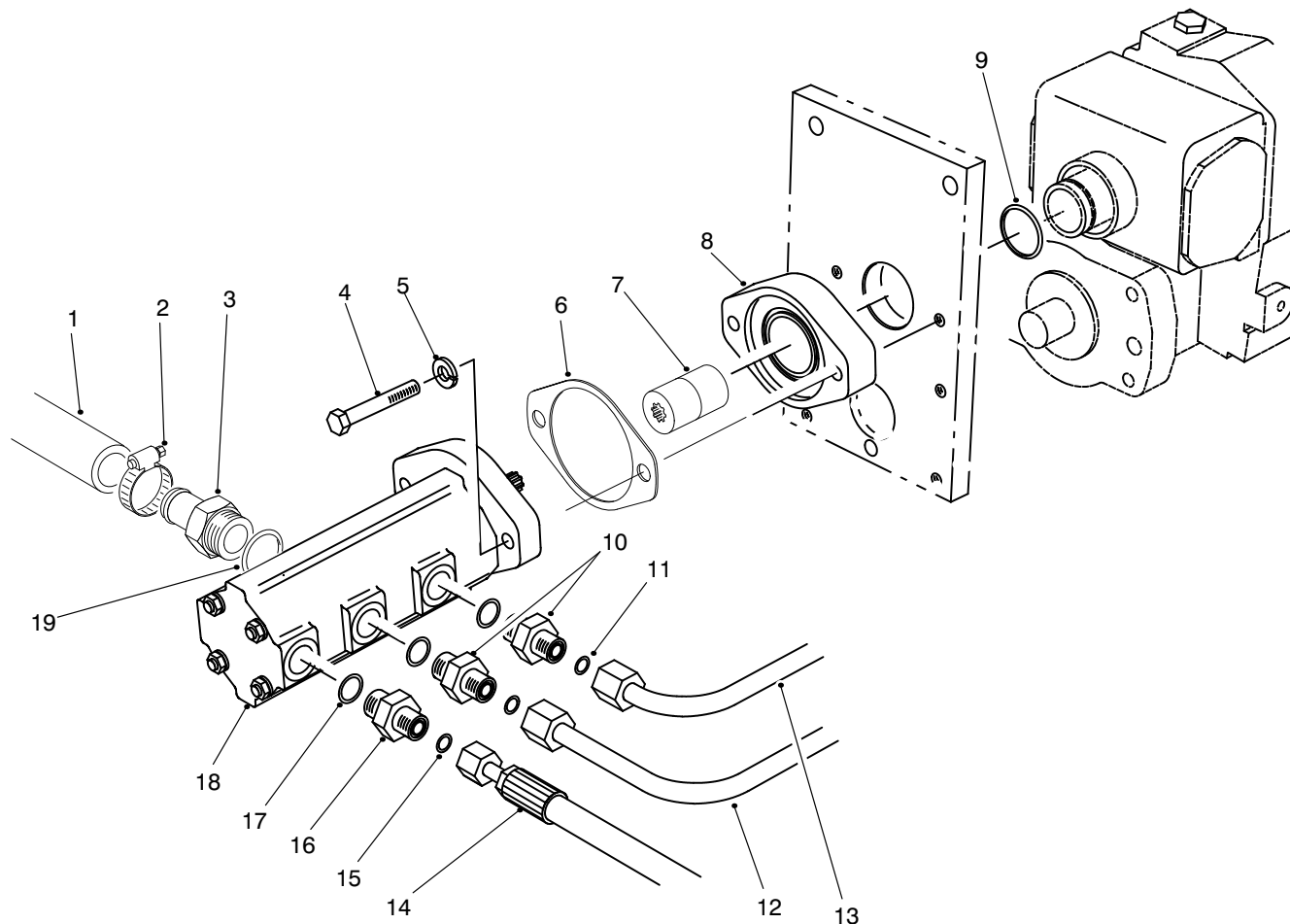


T-1051-1

TRACTION CONTROL ASM

Ref. No.	Part No.	Description	No. Used
1	3272-10	Pin-Cotter	1
2	3256-26	Washer-Flat	1
3	322-10	Screw-HH	1
4	32105-21	Screw	2
6	29-6162	Switch-Neutral	1
7	75-4130	Plate-Switch	1
8	76-9430	Spring-Extension	1
9	3296-29	Nut-Lock	4
10	322-7	Screw-HH	1
11	251-259	Bearing-Ball	2
12	75-5470	Spacer	2
13	32144-22	Screw-HH	4
15	75-4080	Plate-Traction	1
16	85-9900	Plate-Spring Anchor	1

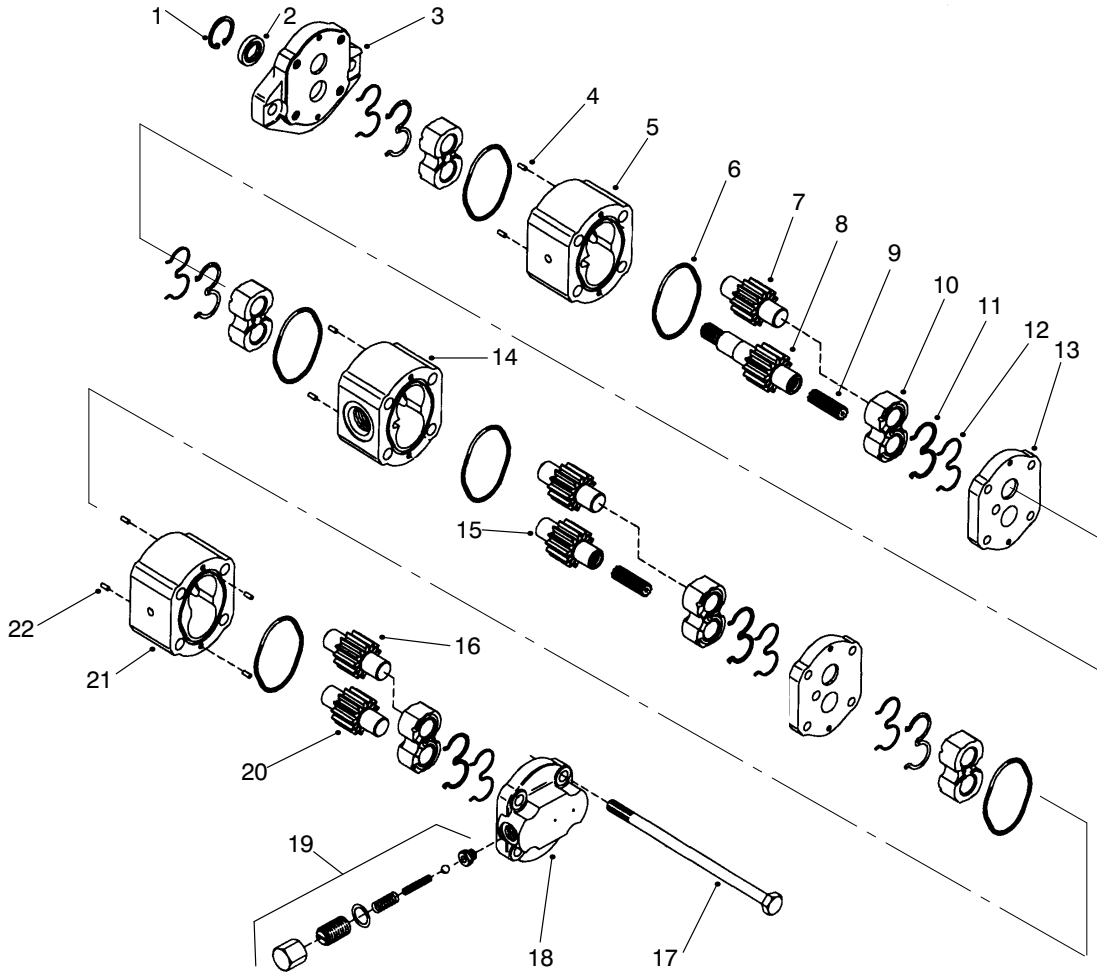
Ref. No.	Part No.	Description	No. Used
17	3253-4	Washer-Lock	2
18	322-3	Screw-HH	2
19	256-113	Bushing-Flange	2
20	302-5	Fitting-Grease	1
21	92-2581	Asm-Switch Arm (Incl. Ref. #19 & 20)	1
22	3-6498	Washer-Thrust	2
23	76-8640	Stud-Traction	1
24	3296-9	Nut-Hex.	2
25	75-4100	Control-Pump	1
26	23-2270	Bushing-Rubber	1
27	85-9910	Eyebolt	1
28	3217-6	Nut-Hex.	1



T-1928-1

GEAR PUMP INSTALLATION ASM

Ref. No.	Part No.	Description	No. Used	Ref. No.	Part No.	Description	No. Used
1	75-6870	Hose-Suction	1	11	237-30	O-Ring	2
2	2412-34	Clamp-Hose	1	12	93-3643	Tube-Hydraulic	1
3	354-78	Fitting-Hydraulic (Incl. Ref. #19)	1	13	93-3642	Tube-Hydraulic	1
4	323-12	Screw-HH	2	14	75-6240	Hose-Hydraulic	1
5	3253-5	Washer-Lock	2	15	237-22	O-Ring	1
6	93-3604	Gasket	1	16	340-3	Fitting-Hydraulic Straight (Incl. Ref. #15 & 17)	1
7	93-1396	Coupler-Trans.	1	17	237-79	O-Ring	3
8	75-4400	Adaptor-Transmission	1	18	98-9796	Asm-Pump, Gear	1
9	237-163	O-Ring	1	19	237-146	O-Ring	1
10	340-4	Fitting-Hydraulic Straight (Incl. Ref. #11 & 17)	2				



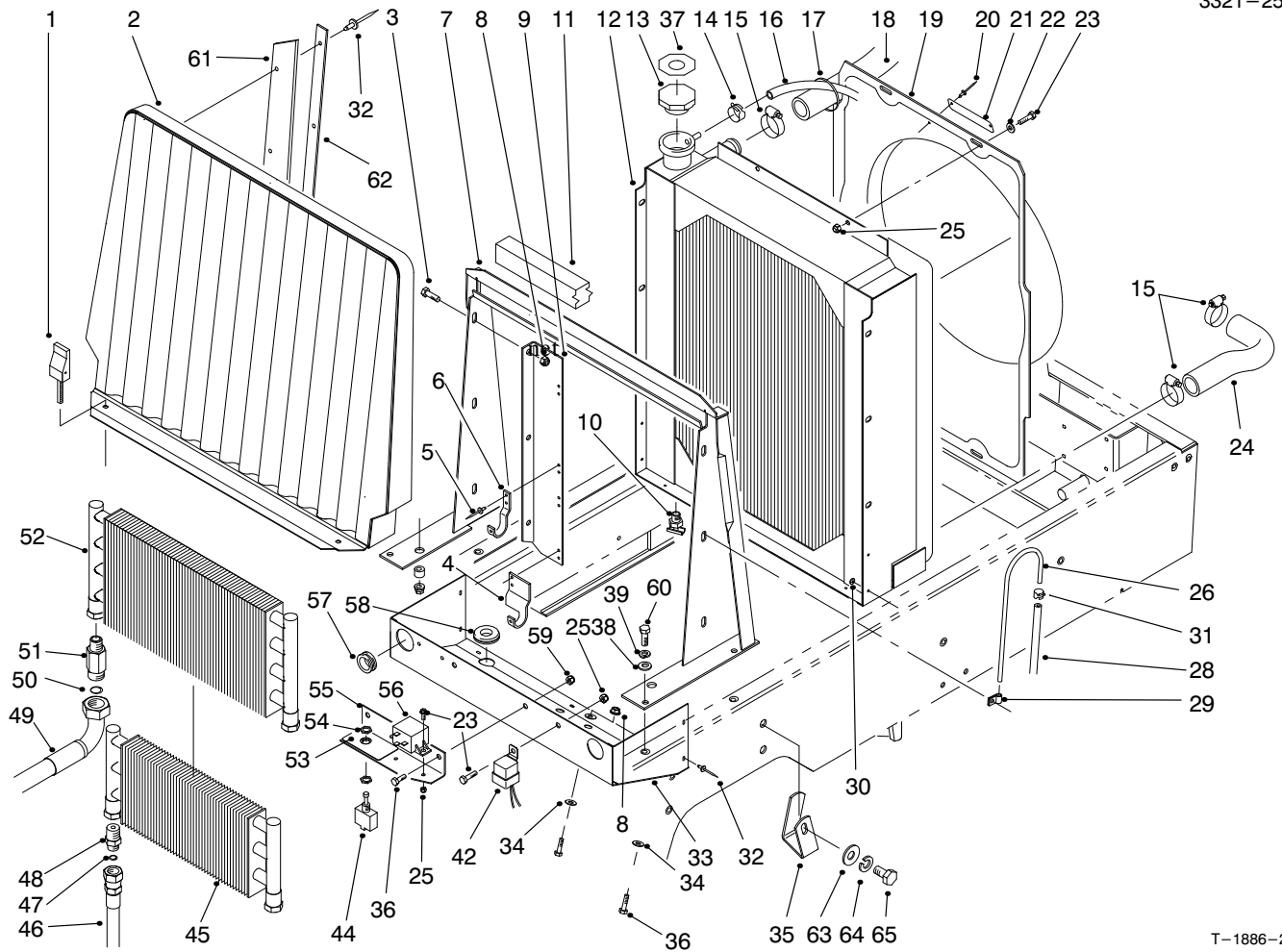
T-1935-1

HYDRAULIC PUMP NO. 98-9796

Ref. No.	Part No.	Description	No. Used
1		Ring-Retaining	1
2		Seal-Shaft	1
3		Flange	1
4	93-4278	Pin-Dowel	4
5		Housing	1
6		O-Ring	2
7		Gear-Idler	1
8		Gear-Drive	1
9	93-4280	Coupling	2
10		Bearing	2
11		E-Seal	2
12		Ring-Backup	2
13	93-4279	Plate-Distance	2
14		Housing	1
15		Gear-Idler	1
16		Gear-Idler	1
17	93-4283	Bolt	4

Ref. No.	Part No.	Description	No. Used
18	93-4282	Block-Valve	1
19	93-4277	Kit-Valve	1
20		Gear-Idler	1
21		Housing	1
22	93-4281	Pin-Dowel	4
*	93-4268	Kit-Flange (Incl. Ref. #1-3)	1
*	98-9798	Kit-Housing, Section 1 (Incl. Ref. #6, 7, 10-12, 14 & 15)	1
*	98-9797	Kit-Housing, Section 2 (Incl. Ref. #5-8, & 10-12)	1
*	98-9799	Kit-Housing, Section 3 (Incl. Ref. #6, 10-12, 16, & 20-21)	1
*	99-8353	Kit-Individual Pieces (Incl. Ref. #2, 6, 11, & 12)	1

*Not Illustrated

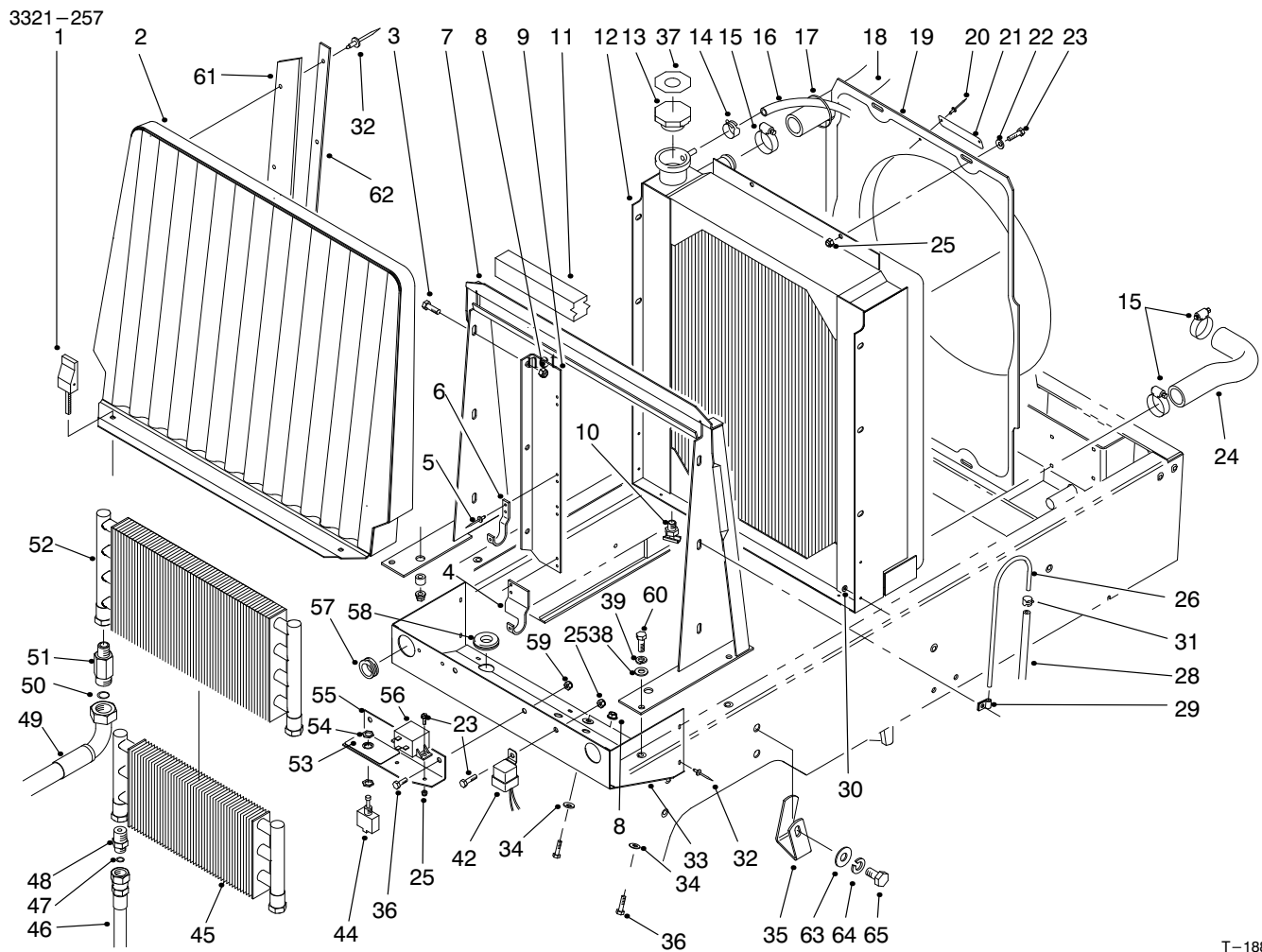


T-1886-2

RADIATOR ASM

Ref. No.	Part No.	Description	No. Used	Ref. No.	Part No.	Description	No. Used
1	93-1374	Latch-Swell	2	21	98-9335	Plate-Caution	1
2	93-0032	Housing-Front Screen	1	22	3256-22	Washer-Flat	4
3	3234-5	Screw-Whiz Lock	6	23	321-4	Screw-HH	7
4	93-0090	Bracket-Mount RH, Cooler	1	24	98-4508	Hose-Radiator Lower	1
*4	93-0089	Bracket-Mount LH, Cooler	1	25	3296-42	Nut-Lock	7
5	3269-15	Rivet-Pop	8	26	66-3180	Tube-Vent	1
6	75-0930	Hook-Oil Cooler	4	28	75-4701	Hose-Fuel Vent	1
7	98-9317	Support-Radiator	1	29	2412-103	Clamp-R	2
8	32128-20	Nut-Whiz	8	30	3269-10	Washer-Back-up	7
9	93-0030	Asm-Cooler Mount RH (Incl. Ref. #4-6)	1	31	2412-98	Clamp-Hose	1
*	93-0071	Asm-Cooler Mount LH (Incl. Ref. #*4-6)	1	32	3269-13	Rivet-Pop	17
10	304-46	Drain-Radiator	1	33	93-0025	Shield-Radiator	1
11	93-0005	Strip-Foam, Top	1	34	3256-2	Washer-Flat	4
12	98-4507	Radiator	1	35	98-4591	Clamp-Hose LH	1
13	66-3240	Cap-Radiator	1	*	98-4592	Clamp-Hose RH	1
14	92-2379	Clamp-Hose	1	36	322-2	Screw-HH	4
15	2412-34	Clamp-Hose	4	37	93-7840	Decal-Radiator Cap	1
16	75-2851	Hose-Expansion Tank	1	38	3256-23	Washer-Flat	4
17	3290-378	Tie-Cable	1	39	3253-4	Washer-Lock	4
18	98-4511	Hose-Radiator Upper	1	42	63-7590	Relay-Starter	1
19	98-4571	Shroud-Fan	1	44	99-8352	Switch-Backlap (Incl. Ref. #54)	1
20	3290-271	Rivet-Pop	2	45	24-0760	Exchanger-Heat	1

*Not Illustrated



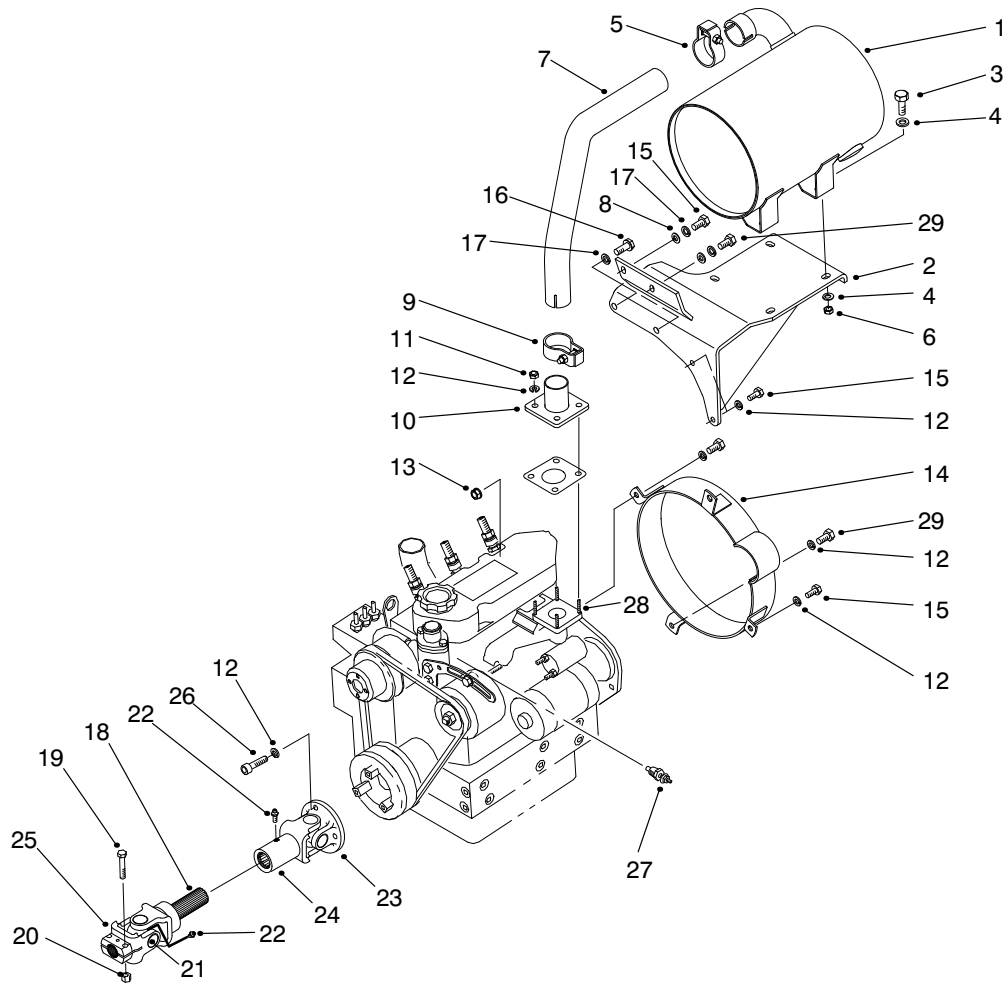
T-1886-2

RADIATOR ASM (Continued)

Ref. No.	Part No.	Description	No. Used
46	93-0076	Hose-Trans. to Cooler	1
*	93-0075	Hose-Trans. to Cooler	1
47	237-22	O-Ring	2
48	340-124	Fitting-Straight (Incl. Ref. #47)	2
49	93-0077	Hose-Cooler, RH	1
*	93-0078	Hose-Cooler, LH	1
50	237-65	O-Ring	2
51	92-4999	Fitting-Hydraulic 90° (Incl. Ref. #50)	2
52	75-1040	Cooler-Oil	1
53	93-6684	Decal-Backlap	1

Ref. No.	Part No.	Description	No. Used
54	218-498	Nut-Lock	2
55	75-3390	Bracket-Backlap	1
56	66-8800	Relay-Glow Plug	1
57	240-3	Grommet	2
58	93-0082	Grommet	2
59	3296-29	Nut-Lock	2
60	322-5	Screw-HH	4
61	93-3623	Strip-Sealing, Radiator	2
62	93-3624	Plate-Retaining	2
63	3256-26	Washer-Flat	2
64	3253-7	Washer-Lock	2
65	325-2	Screw-HH	2

*Not Illustrated

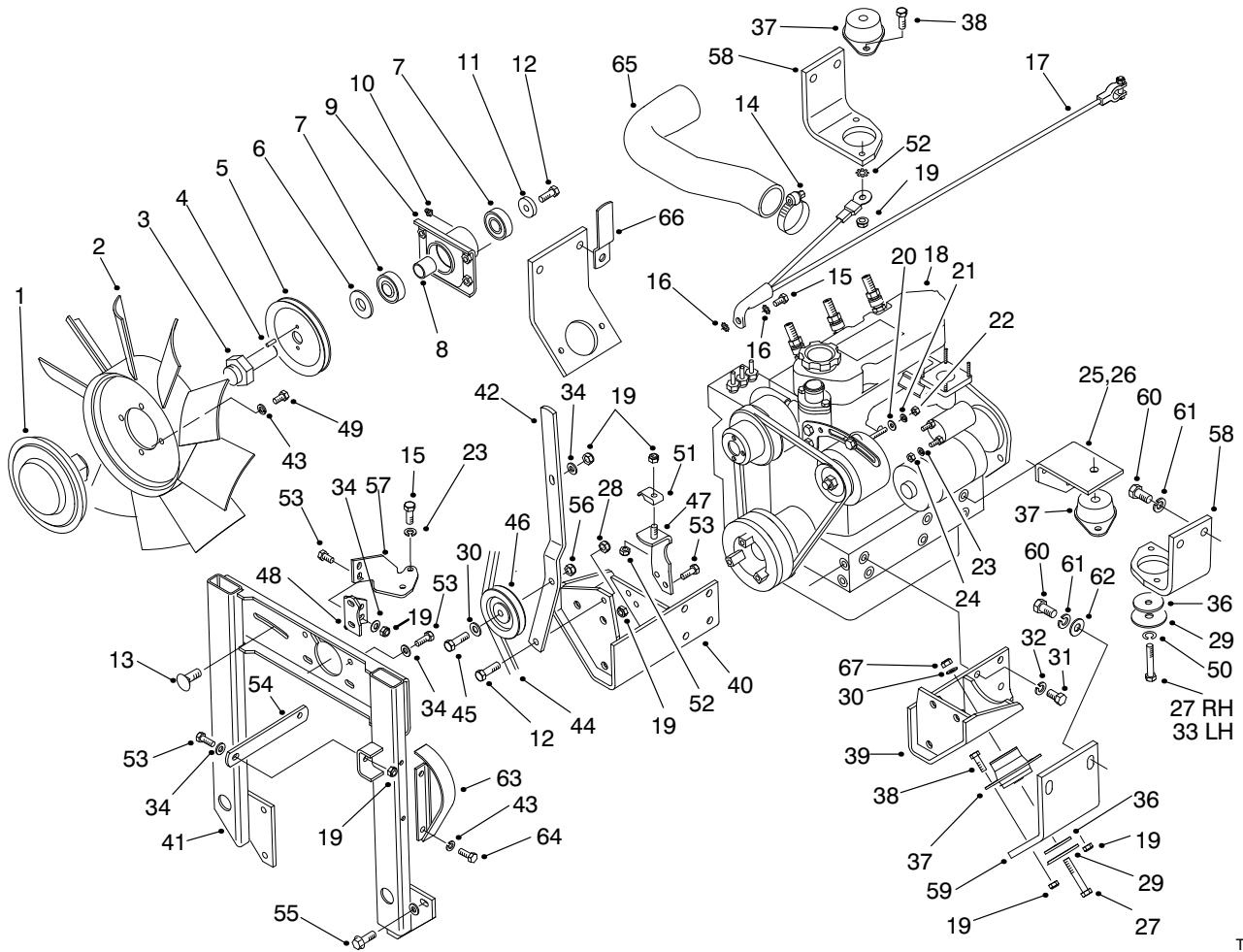


T-2900-2

MUFFLER & PUMP DRIVE ASM

Ref. No.	Part No.	Description	No. Used	Ref. No.	Part No.	Description	No. Used
1	98-9794	Muffler	1	18	98-9765	Yoke-Shaft	1
2	98-4555	Bracket-Muffler	1	19	322-9	Screw-HH	2
3	323-6	Screw-HH	4	20	3296-29	Nut-Lock	2
4	3256-4	Washer-Flat	8	21	98-9766	Kit-U-Joint	2
5	98-9310	Clamp-Muffler	1	22	302-5	Fitting-Grease	2
6	3296-39	Nut-Lock	4	23	98-9769	Yoke-Flange	1
7	98-4524	Tube-Exhaust	1	24	98-9767	Yoke-Slip Tube	1
8	33094-00	Washer-Flat	2	25	98-9768	Yoke-End	1
9	98-9309	Clamp-Muffler	1	26	98-9322	Screw-HSH	3
10	98-4527	Pipe-Engine Exhaust	1	27	98-9346	Send-Temp	1
11	33014-00	Nut-Lock	4	28	42-9560	Stud	4
12	42-9850	Washer-Lock	9	29	33114-020	Screw-HH	2
13	33024-00	Nut-Lock	1	*	98-4593	Asm-Drive Shaft (Incl. Ref. #18, 21-25)	1
14	98-4564	Guard-Flywheel	1	*	75-6880	Screen-Spark Arrester (Optional)	1
15	33114-025	Screw-HH	5				
16	43-0090	Screw-HH	2				
17	42-9600	Washer-Lock	2				

*Not Illustrated

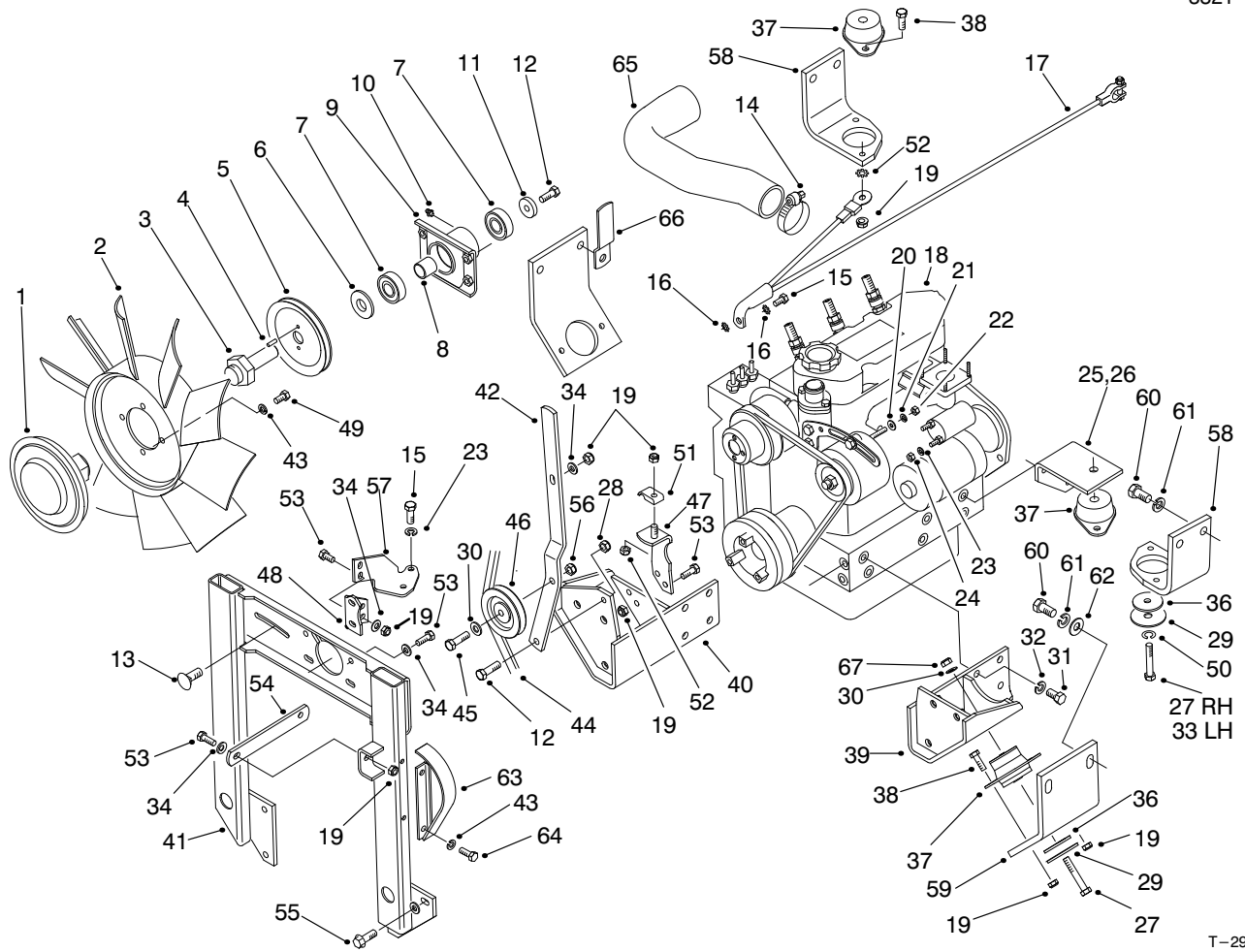


T-2901

ENGINE INSTALLATION ASM

Ref. No.	Part No.	Description	No. Used
1	74-5520	Clutch-Fan	1
2	75-3780	Fan	1
3	75-6380	Shaft-Fan	1
4	32121-2	Pin-Roll	2
5	98-9743	Pulley-Fan	1
6	47-0110	Spacer-Spindle	1
7	251-318	Bearing-Ball	2
8	75-5310	Spacer-Bearing	1
9	75-4450	Hub-Fan Drive	1
10	302-10	Fitting-Grease 45°	1
11	67-1630	Spacer-Fan	1
12	323-6	Screw-HH	2
13	3230-2	Bolt-Carriage	1
14	2412-92	Clamp-Hose	1
15	98-9322	Screw-HH	1
16	3255-9	Washer-Lock	2
17	98-4598	Cable-Battery (Ground)	1
18	98-9300	Asm-Engine	1
19	3296-29	Nut-Lock	15
20	3256-78	Washer-Flat	1
21	43-5930	Washer-Lock	1
22	48-7890	Nut-Hex.	1
23	42-9850	Washer-Lock	2

Ref. No.	Part No.	Description	No. Used
24	57-6390	Nut-Lock	1
25	98-4515	Bracket-Engine LH Rear	1
26	94-4514	Bracket-Engine RH Rear	1
27	323-12	Screw-HH RH	3
28	3296-39	Nut-Lock	1
29	87-5100	Washer-Snubbing	4
30	3256-24	Washer-Flat	5
31	43-0090	Screw-HH	14
32	42-9600	Washer-Lock	14
33	323-10	Screw-HH LH	1
34	3256-23	Washer-Flat	10
35	33114-016	Screw-HH	2
36	98-4596	Washer-Mount, Engine	4
37	83-1030	Mount-Engine	4
38	322-6	Screw-HH	8
39	98-4539	Bracket-Engine LH Front	1
40	98-4543	Bracket-Engine Mount RH	1
41	98-4530	Support-Fan, Engine	1
42	98-4575	Bracket-Fan Idler	1
43	3253-4	Washer-Lock	6
44	98-9744	Belt-V	1
45	323-8	Screw-HH	1
46	63-8140	Pulley-Idler	1

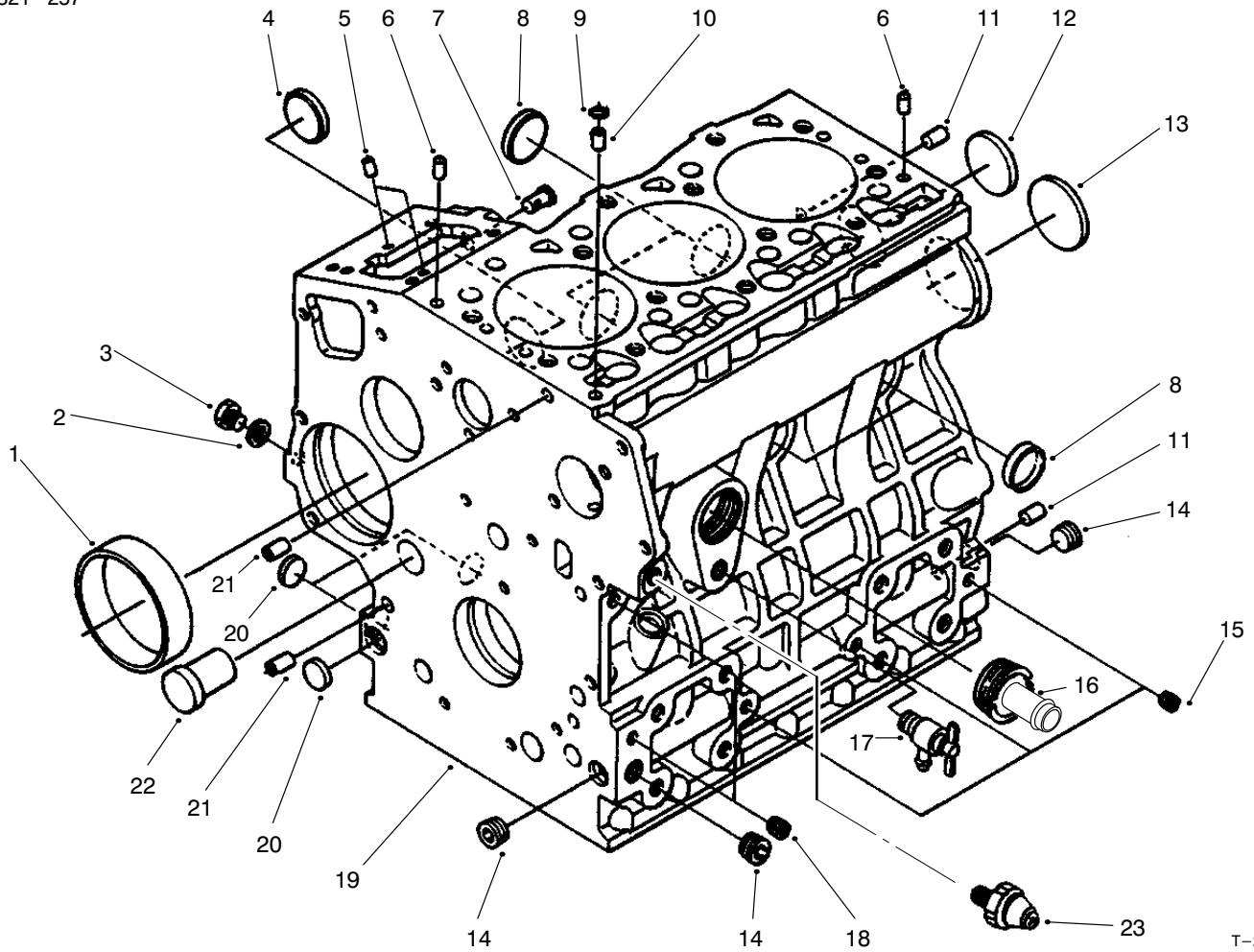


T-2901

ENGINE INSTALLATION ASM (Continued)

Ref. No.	Part No.	Description	No. Used
47	98-9749	Bracket-Mount, Throttle	1
48	98-9740	Bracket-Support, Fan	1
49	322-2	Screw-HH	4
50	3253-21	Washer-lock	1
51	3-6657	Clamp-Cable	1
52	3255-8	Washer-Lock	1
53	322-4	Screw-HH	9
54	98-4547	Plate-Mount, Fan	1
55	3234-29	Screw-HHF	6
56	3296-59	Nut-Lock	1
57	98-9741	Bracket-Mount, Fan	1

Ref. No.	Part No.	Description	No. Used
58	98-4513	Bracket-Eng. Left Rear	2
59	93-0095	Bracket-Eng. Front	2
60	3213-2	Screw-HH	8
61	3253-7	Washer-Lock	8
62	3256-40	Washer-Flat	4
63	98-4561	Shield-Alternator	1
64	32144-14	Screw-HH	2
65	98-4509	Hose-Air Cleaner	1
66	98-4594	Clamp-Retainer	1
67	32128-36	Nut-HFH	3

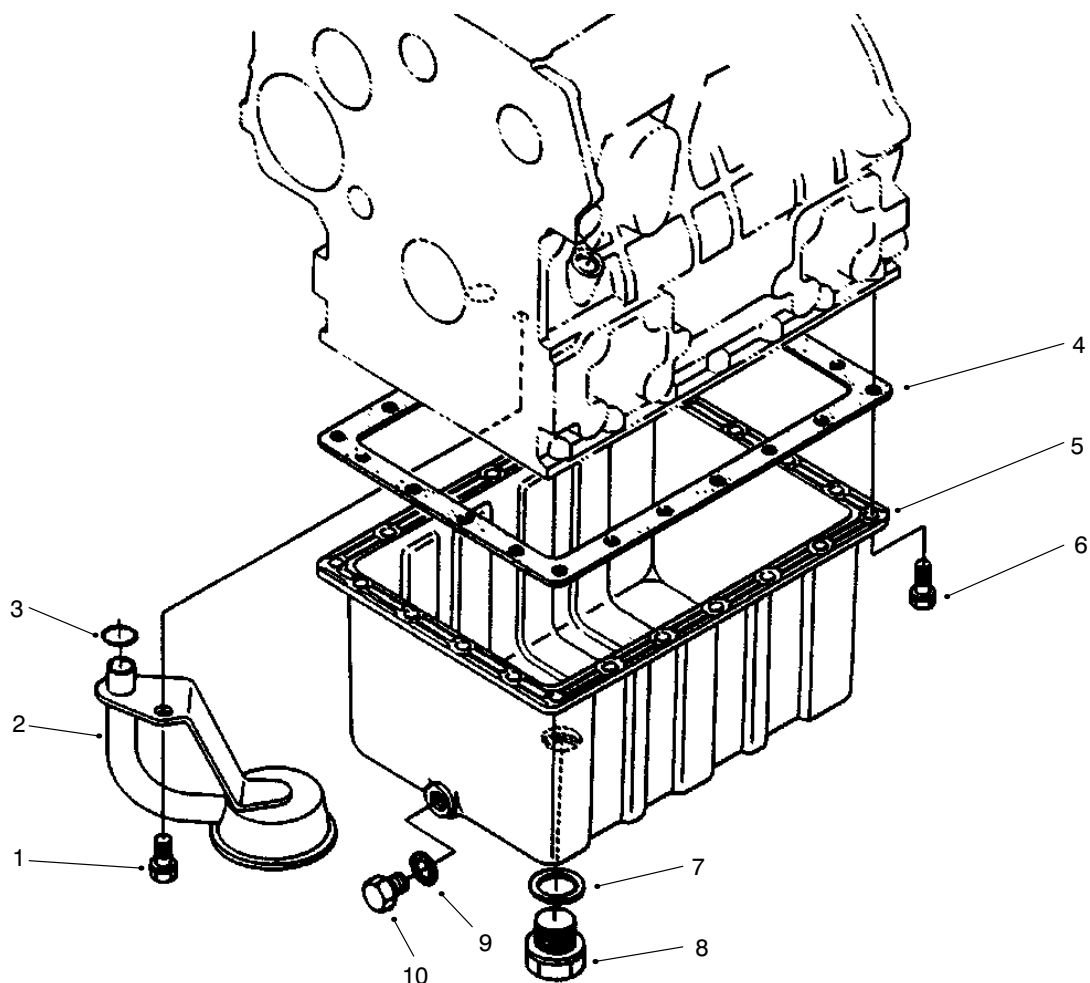


T-2906

CRANKCASE ASM

Ref. No.	Part No.	Description	No. Used
1	98-9656	Bushing-Governor, Gear	1
2	98-7428	Gasket	1
3	98-7507	Plug	1
4	98-9599	Plug	1
5	98-9375	Pin-Straight	2
6	98-9376	Pin-Straight	2
7	98-9630	Pin-Start Spring	1
8	98-9398	Cap-Sealing	4
9	98-7509	O-Ring	1
10	98-9539	Pin-Pipe	1
11	98-9377	Pin-Straight	2
12	98-7540	Cap-Sealing	1
13	98-9668	Plug	1

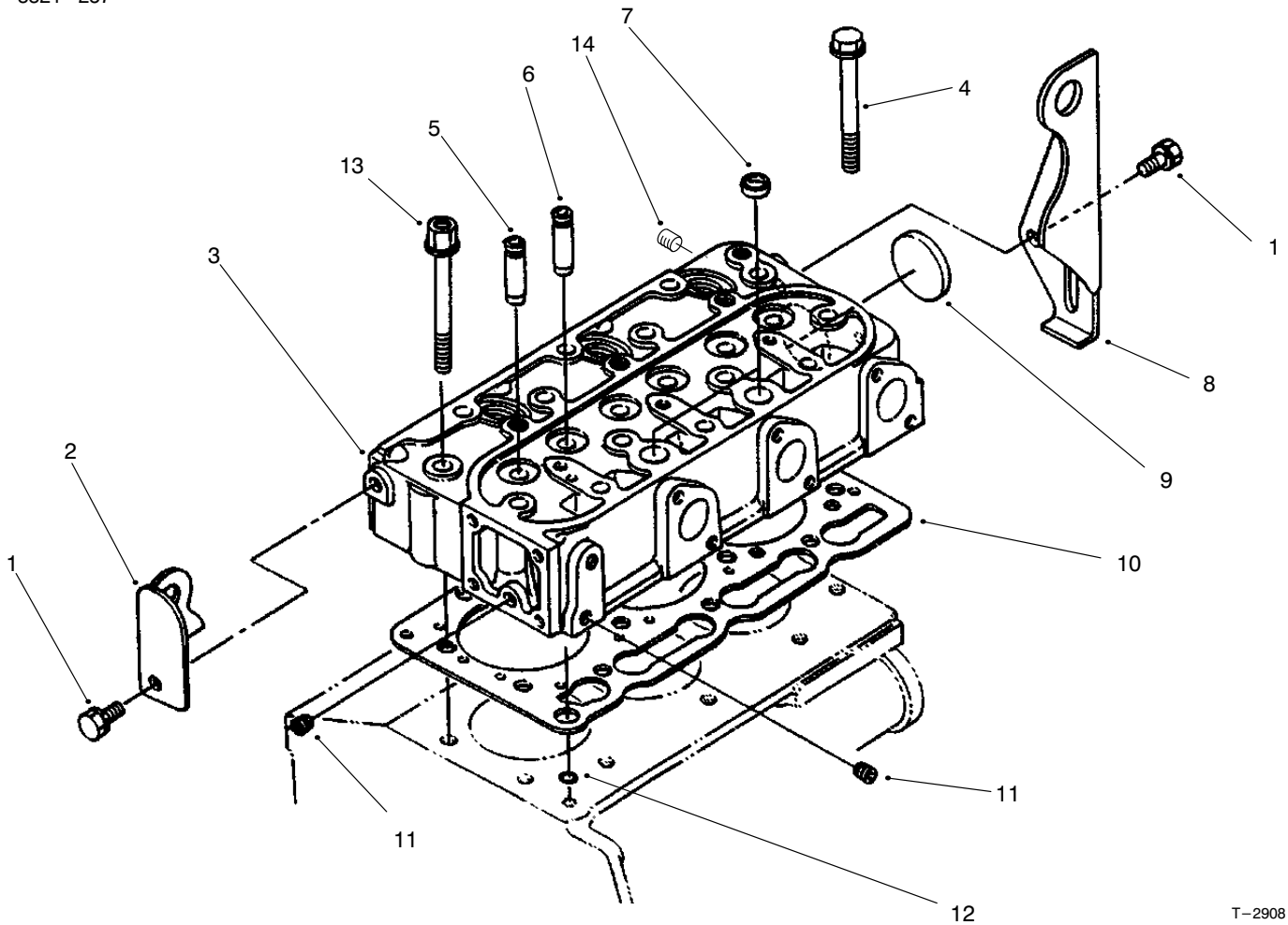
Ref. No.	Part No.	Description	No. Used
14	98-9597	Plug	3
15	98-7540	Plug	3
16	99-8347	Joint-Drain, Pipe	1
17	98-9436	Asm-Cock, Drain	1
18	98-7487	Plug	2
19	99-8300	Asm-Crankcase (Incl. Ref. #1-8, 10-16, 18 & 20-22)	1
20	98-9379	Plug	3
21	98-9387	Pin-Pipe	2
22	98-9675	Plug	1
23	98-9416	Switch	1



T-2907

OIL PAN ASM

Ref. No.	Part No.	Description	No. Used	Ref. No.	Part No.	Description	No. Used
1	98-9358	Bolt	1	6	98-9350	Bolt	22
2	98-9538	Filter-Oil	1	7	98-9399	Gasket	1
3	98-7527	O-Ring	1	8	98-7523	Plug-Drain	1
4	98-9646	Gasket-Oil Pan	1	9	98-7524	Gasket	1
5	98-9685	Oil Pan	1	10	98-9386	Plug	1

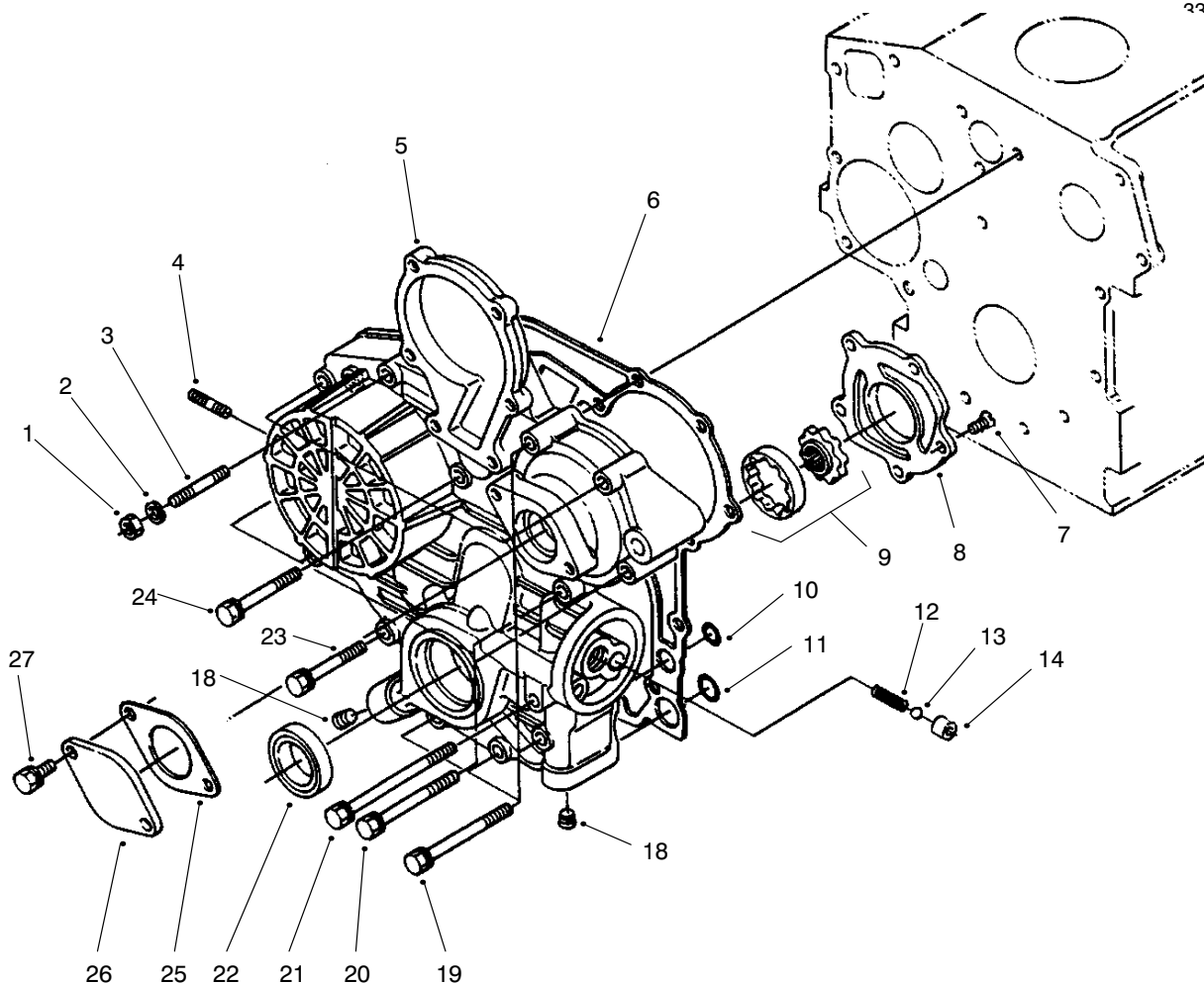


T-2908

CYLINDER HEAD ASM

Ref. No.	Part No.	Description	No. Used
1	98-7585	Bolt	2
2	98-9477	Hook-Engine	1
3	99-8344	Asm-Cylinder Head (Incl. Ref. #5-7, 9, 11 & 14)	1
4	98-9479	Bolt-Cylinder Head	12
5	98-9499	Guide-Inlet Valve	3
6	98-9500	Guide-Exhaust Valve	3
7	98-9389	Cap-Sealing	2

Ref. No.	Part No.	Description	No. Used
8	98-9478	Hook-Engine	1
9	98-9395	Cap-Sealing	1
10	98-9613	Gasket-Cylinder Head	1
11	98-7540	Plug	2
12	98-7509	O-Ring	1
13	98-9647	Bolt-Cylinder Head	2
14	99-8382	Plug	1

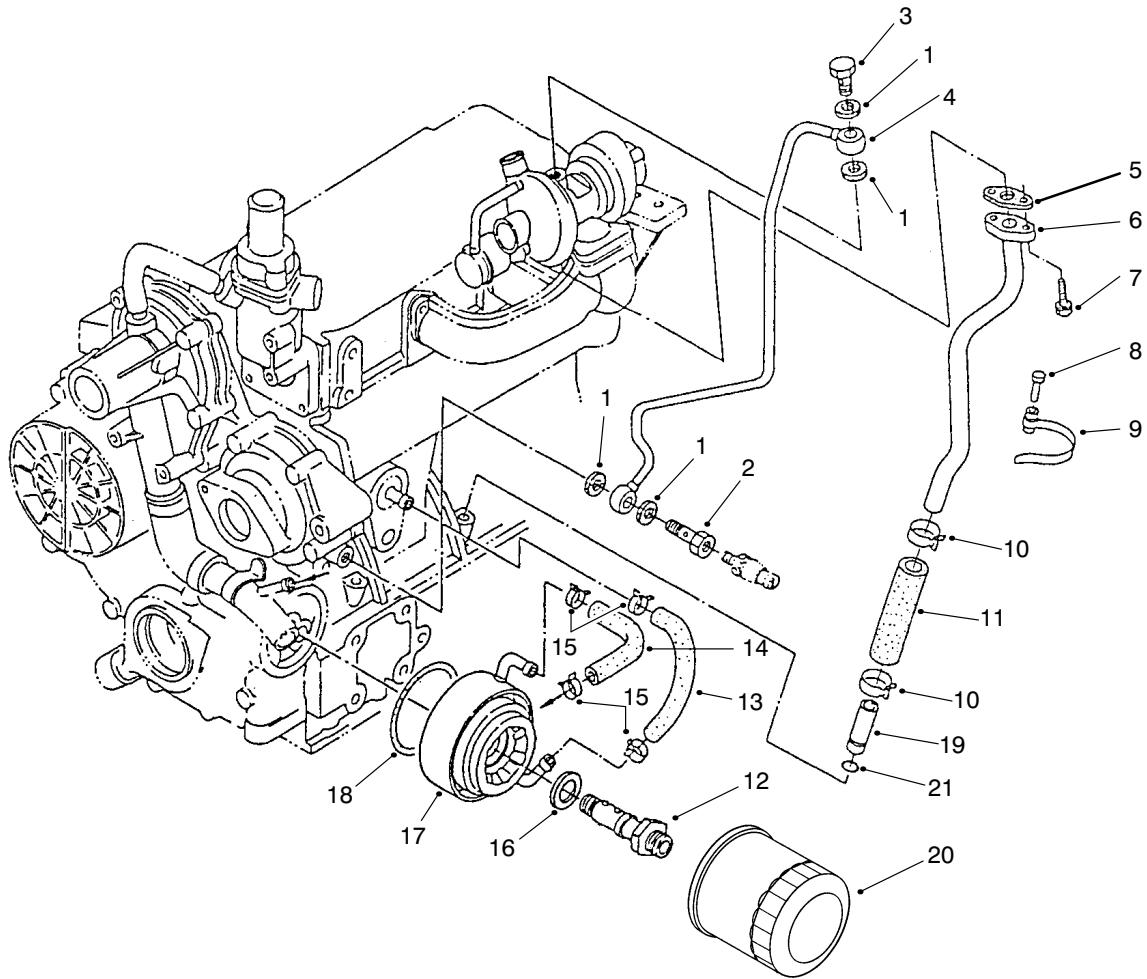


T-2909

GEAR CASE ASM

Ref. No.	Part No.	Description	No. Used
1	98-7572	Nut	1
2	98-9367	Washer-Lock	1
3	98-9363	Stud	1
4	98-9362	Stud	2
5	99-8381	Asm-Case, Gear (Incl. Ref. #7-9, 12-14 & 18)	1
6	98-9633	Gasket-Gear Case	1
7	98-9592	Screw	5
8	98-9541	Cover-Oil Pump	1
9	98-9540	Asm-Rotor, Oil Pump	1
10	98-9372	O-Ring	2
11	98-7547	O-Ring	2

Ref. No.	Part No.	Description	No. Used
12	98-9544	Spring	1
13	98-9380	Ball	1
14	98-9543	Seal-Valve	1
18	98-9598	Plug	2
19	98-9356	Bolt	2
20	98-9355	Bolt	6
21	98-9586	Bolt	1
22	98-9482	Seal-Oil	1
23	98-9437	Bolt	1
24	98-7496	Bolt	3
25	98-9684	Gasket-Gear Case	1
26	98-9641	Cover	1
27	98-7692	Bolt	2

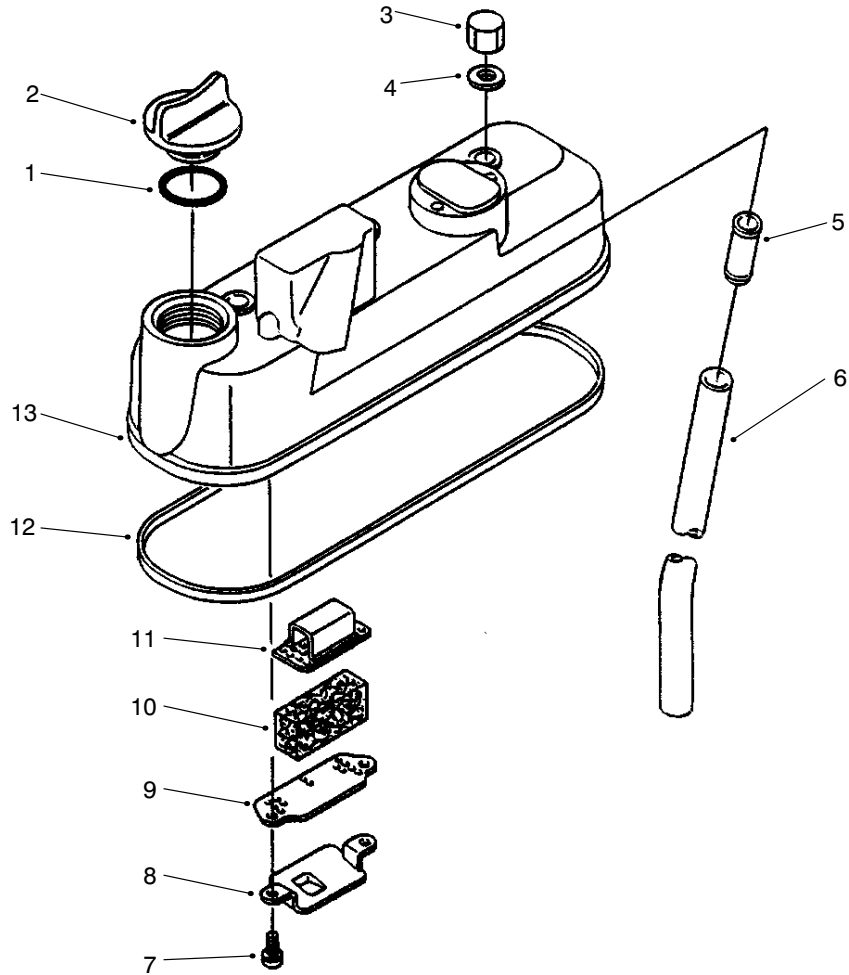


T-3079-1

FILTER, OIL COOLER & PIPE ASM

Ref. No.	Part No.	Description	No. Used
1	99-8346	Gasket	4
2	98-9417	Bolt-Eye Joint	1
3	98-9418	Bolt-Eye Joint	1
4	98-9419	Pipe-Oil	1
5	98-9435	Gasket	1
6	98-9461	Pipe-Oil	1
7	98-9587	Bolt	2
8	98-9591	Pin-Band	1
9	98-9601	Clamp-Pipe	1
10	98-9714	Clamp-Hose	2
11	98-9721	Pipe-Oil	1

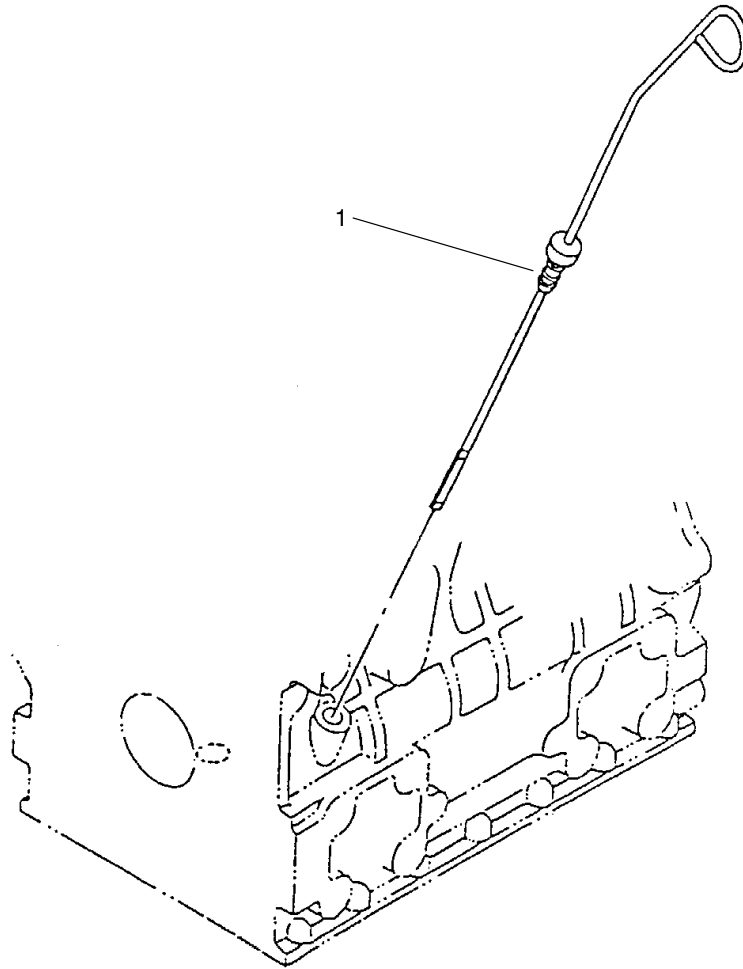
Ref. No.	Part No.	Description	No. Used
12	98-9723	Asm-Holder	1
13	98-9724	Pipe-Cooler, Oil	1
14	98-9725	Pipe-Return, Water	1
15	98-9726	Band-Pipe	4
16	98-9727	Collar	1
17	98-9728	Asm-Cooler, Oil	1
18	98-9729	O-Ring	1
19	99-8383	Asm-Pipe, Oil (Incl. Ref. #21)	1
20	98-9651	Asm-Cartridge, Oil	1
21	98-9722	O-Ring	1



T-2910

HEAD COVER ASM

Ref. No.	Part No.	Description	No. Used	Ref. No.	Part No.	Description	No. Used
1	98-7430	O-Ring	1	8	98-9490	Oil Shield-Breather	1
2	98-9449	Plug-Oil Filler	1	9	98-9488	Plate-Breather Element	1
3	98-9455	Nut-Cap	3	10	98-9493	Element-Breather	1
4	98-9454	Gasket	3	11	98-9489	Plate-Breather Element	1
5	98-9492	Joint-Breather Pipe	1	12	98-9615	Gasket-Head Cover	1
6	98-9491	Pipe-Breather	1	13	98-9614	Asm-Cover, Cylinder Head (Incl. Ref. #5 & 7-12)	1
7	98-9364	Screw w/washer	2				



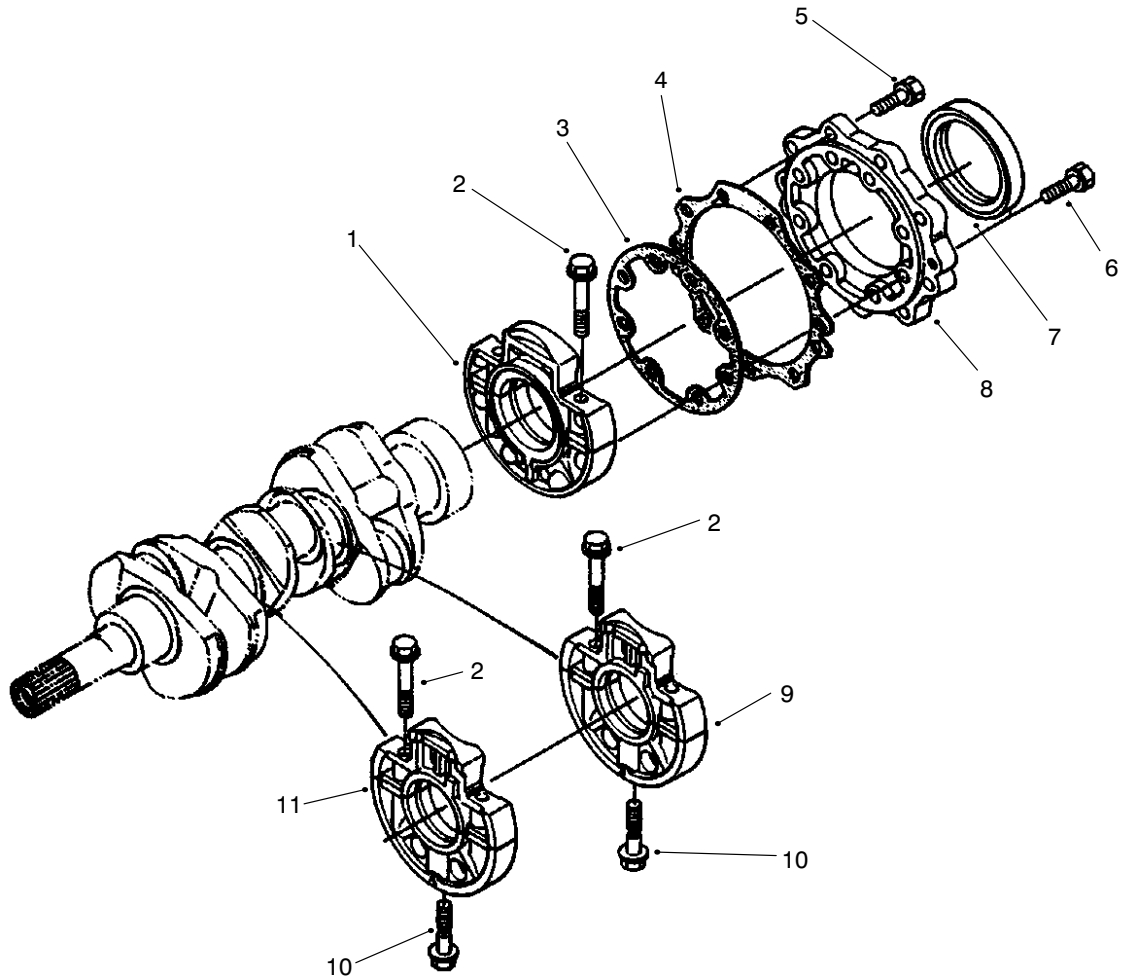
T-3094

DIPSTICK ASM

Ref. No.	Part No.	Description	No. Used
1	98-9627	Gauge-Oil	1

Ref. No.	Part No.	Description	No. Used

*Not Illustrated

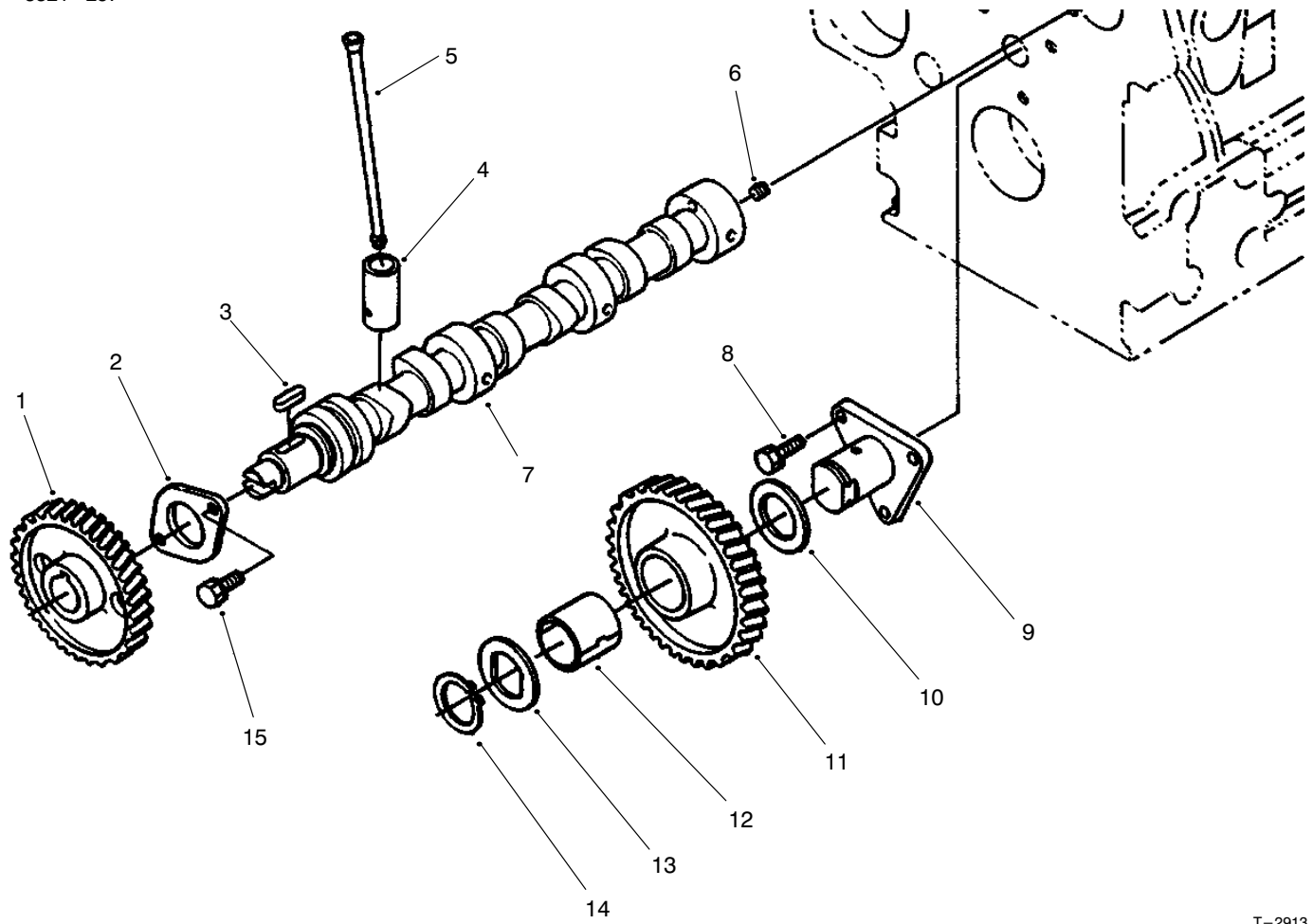


T-2912

MAIN BEARING CASE ASM

Ref. No.	Part No.	Description	No. Used
1	99-8345	Asm-Case, Main Bearing (Incl. Ref. #2)	1
2	98-9484	Bolt-Bearing Case	6
3	98-9634	Gasket-Bearing Case	1
4	98-9635	Gasket-Bearing Case Cover	1
5	98-7568	Bolt	9
6	98-9352	Bolt	8

Ref. No.	Part No.	Description	No. Used
7	98-9483	Seal-Oil	1
8	98-9487	Cover-Bearing Case	1
9	99-8360	Asm-Case, Main Bearing (Incl. Ref. #2 & 10)	1
10	98-9485	Bolt-Bearing Case	2
11	99-8361	Asm-Case, Main Bearing (Incl. Ref. #2 & 10)	1

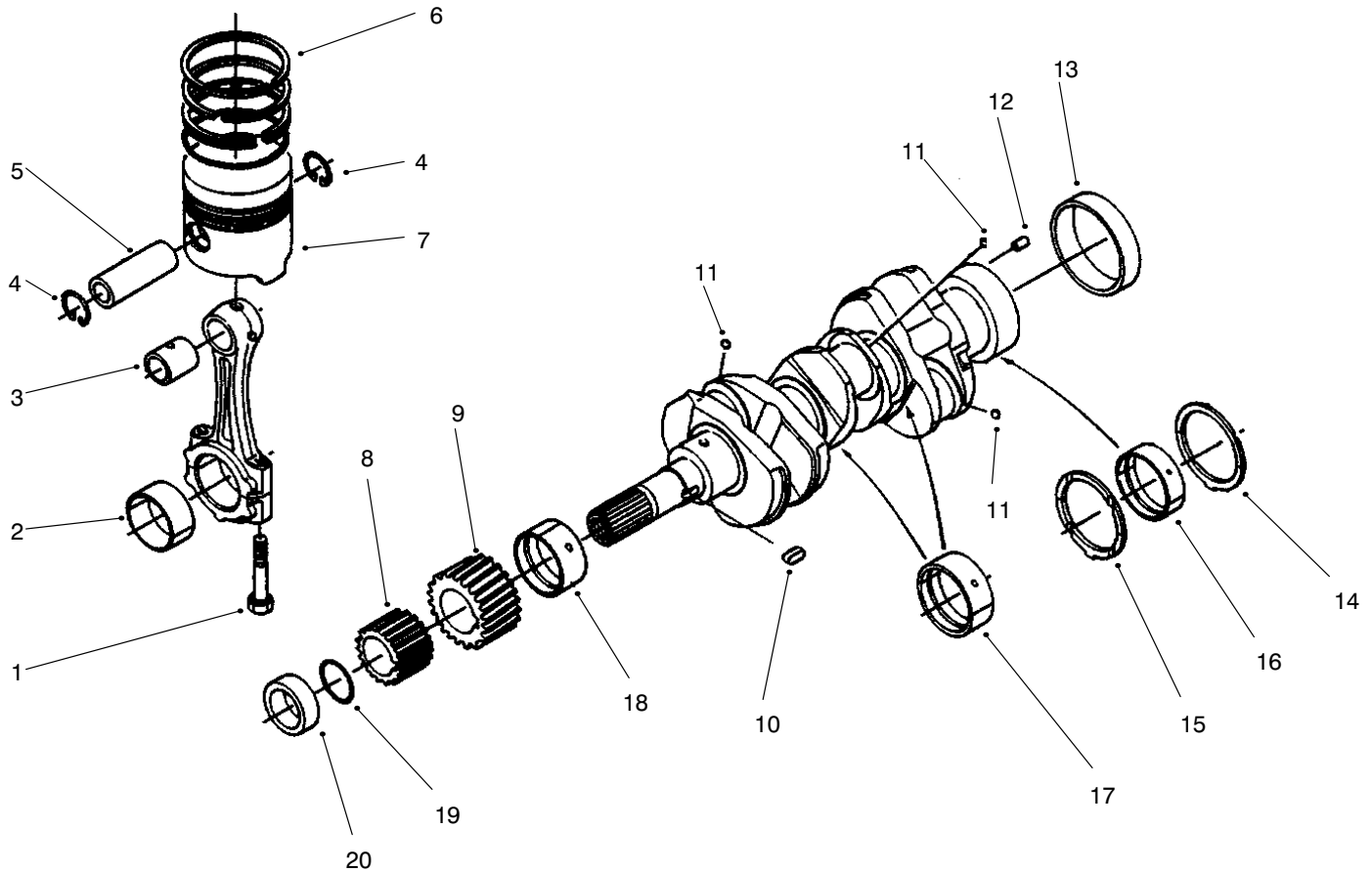


T-2913

CAMSHAFT ASM

Ref. No.	Part No.	Description	No. Used
1	98-9512	Gear-Cam	1
2	98-9510	Stopper-Camshaft	1
3	98-9378	Key-Feather	1
4	98-9616	Tappet	6
5	98-9509	Push Rod	6
6	98-7449	Screw-Set	1
7	99-8362	Asm-Camshaft (Incl. Ref. #1-3, 6 & 15)	1
8	98-7692	Bolt	3

Ref. No.	Part No.	Description	No. Used
9	98-9533	Shaft-Gear, Idle	1
10	98-9535	Collar-Gear, Idle	1
11	98-9649	Asm-Gear, Idle (Incl. Ref. #8-14)	1
12	98-9650	Bushing-Gear, Idle	1
13	98-9536	Collar-Gear, Idle	1
14	98-9534	Clip-Circular, Idle Gear	1
15	98-9351	Bolt	2

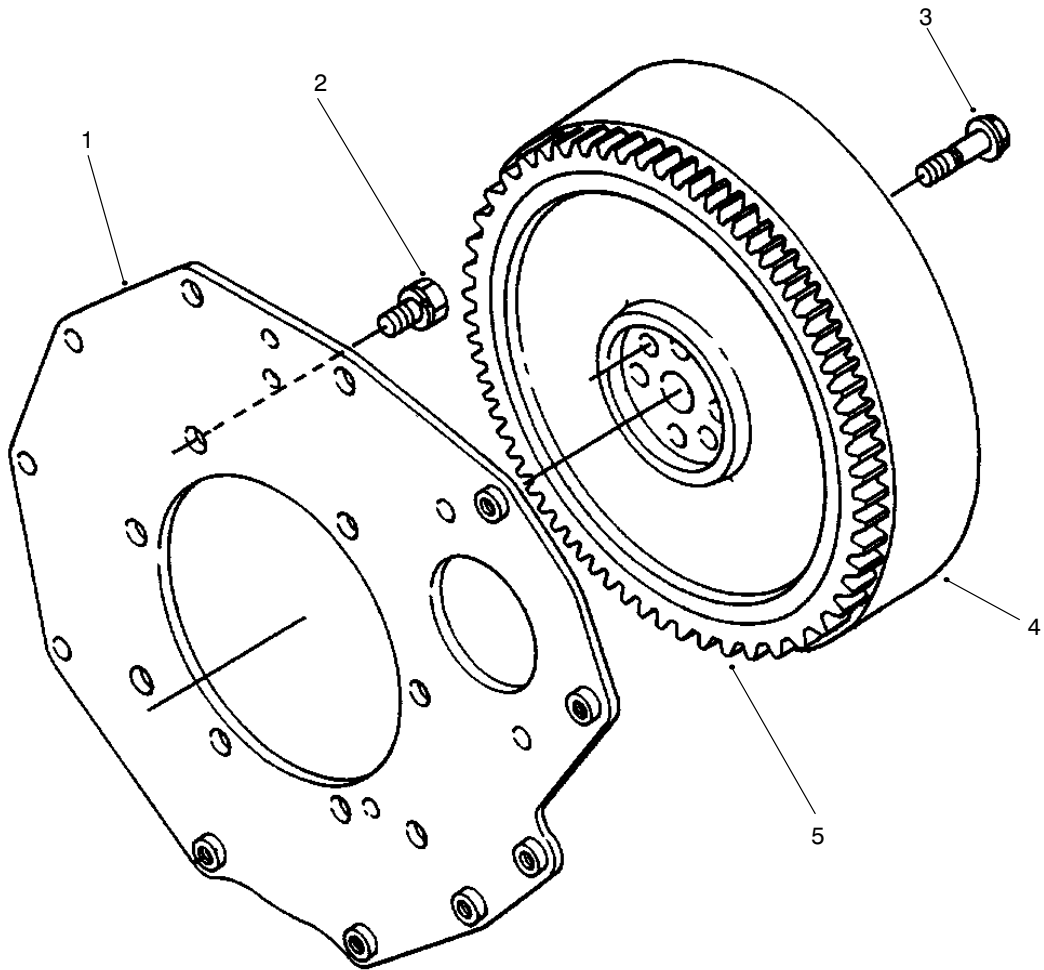


T-2914

PISTON & CRANKSHAFT ASM

Ref. No.	Part No.	Description	No. Used	Ref. No.	Part No.	Description	No. Used
1	98-9517	Bolt-Connecting Rod	6	15	98-9689	Metal-Side (0.2mm Oversize)	2
2	98-9553	Metal-Crankpin (Std)	3	15	98-9690	Metal-Side (0.4mm Oversize)	2
2	98-9519	Metal-Crankpin (0.2mm Undersize)	3	16	98-9556	Metal-Crankshaft (Std)	1
2	98-9520	Metal-Crankpin (0.4mm Undersize)	3	16	98-9526	Metal-Crankshaft (0.2mm Undersize)	1
3	98-9515	Bushing-Piston Pin	3	16	98-9527	Metal-Crankshaft (0.4mm Undersize)	1
4	98-9514	Clip-Circular, Piston Pin	6	17	98-9555	Metal-Crankshaft (Std Set)	2
5	98-9513	Pin-Piston	3	17	98-9530	Metal-Crankshaft (0.2mm Undersize Set)	2
6	98-9551	Asm-Piston Ring (Std)	3	17	98-9531	Metal-Crankshaft (0.4mm Undersize Set)	2
6	98-9619	Asm-Piston Ring (0.5mm Oversize)	3	18	98-9554	Metal-Crankshaft (Std)	1
7	98-9550	Piston (Std)	3	18	98-9528	Metal-Crankshaft (0.2mm Undersize)	1
7	98-9470	Piston (0.5mm Oversize)	3	18	98-9529	Metal-Crankshaft (0.4mm Undersize)	1
8	98-9542	Gear-Oil Pump Drive	1	19	98-9373	O-Ring	1
9	98-9532	Gear-Crankshaft	1	20	98-9521	Collar-Crankshaft	1
10	98-9666	Key	1	*	98-9552	Asm-Rod, Connecting (Incl. Ref. #1-3)	3
11	98-7473	Ball	3	*	98-9642	Asm-Crankshaft (Incl. Ref. #8-13)	1
12	98-9375	Pin-Straight	1				
13	98-9522	Sleeve-Crankshaft	1				
14	98-9413	Metal-Side (Std)	2				
14	98-9414	Metal-Side (0.2mm Oversize)	2				
14	98-9415	Metal-Side (0.4mm Oversize)	2				
15	98-9688	Metal-Side (Std)	2				

*Not Illustrated



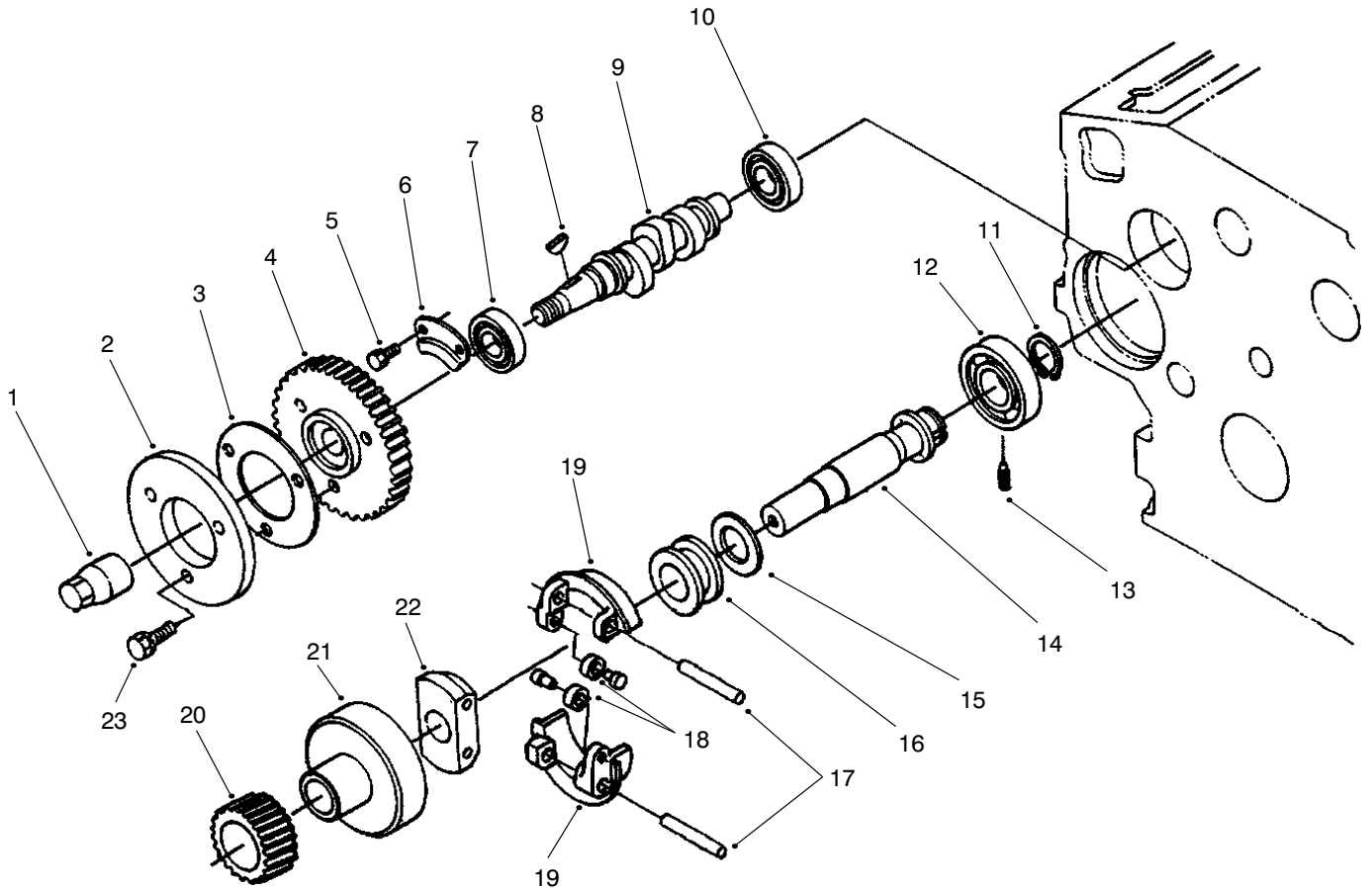
T-2915

FLYWHEEL ASM

Ref. No.	Part No.	Description	No. Used
1	98-9486	Plate-End, Rear	1
2	98-9392	Bolt	8
3	98-9537	Bolt-Flywheel	6

Ref. No.	Part No.	Description	No. Used
4	98-9691	Asm-Flywheel (Incl. Ref. #5)	1
5	98-9394	Gear-Ring	1

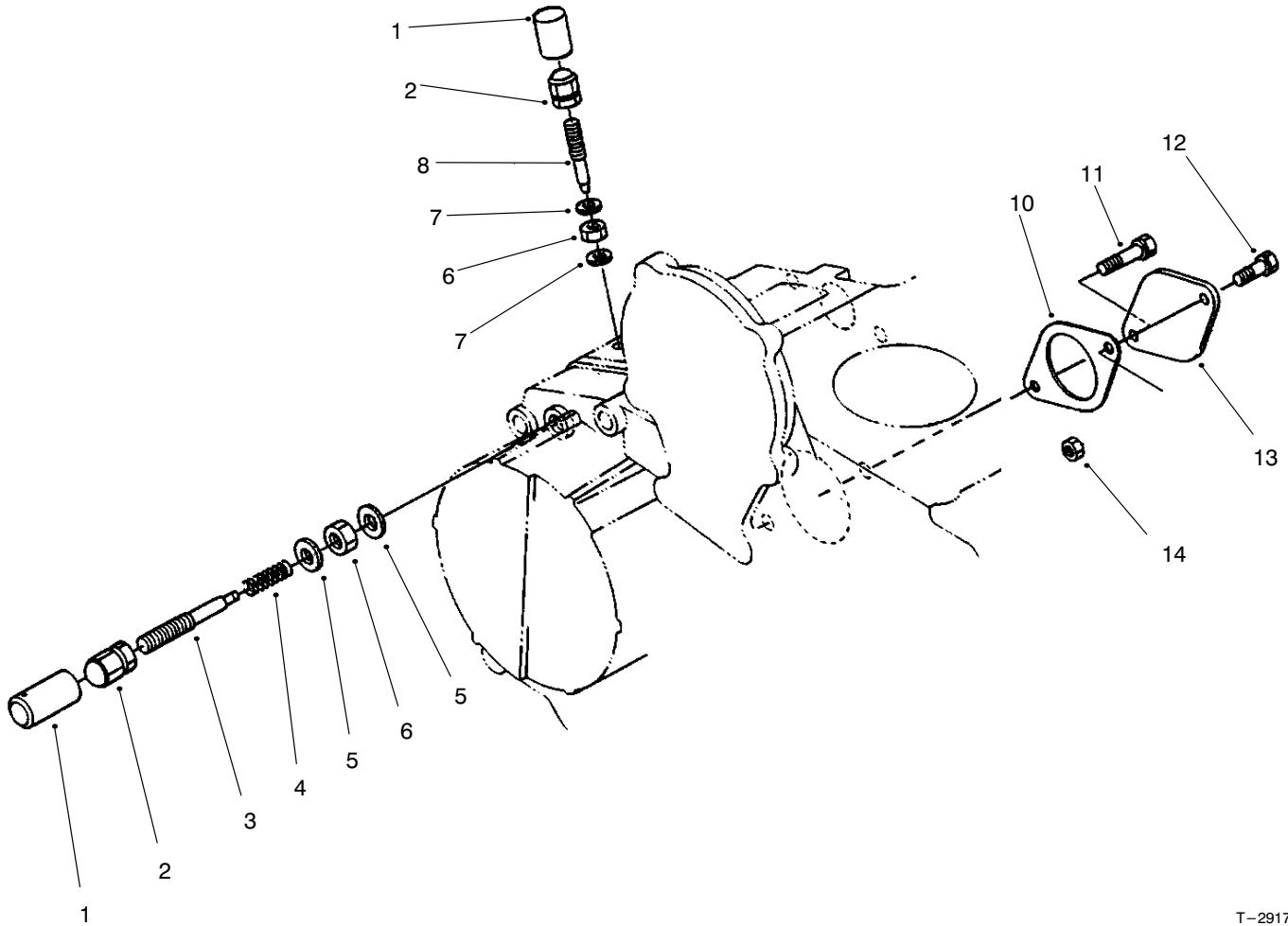
*Not Illustrated



T-2916

FUEL CAMSHAFT ASM

Ref. No.	Part No.	Description	No. Used	Ref. No.	Part No.	Description	No. Used
1	98-9590	Nut-Cap	1	13	98-9565	Screw-Set	1
2	98-9547	Cam-Fuel	1	14	98-9644	Asm-Shaft, Governor (Incl. Ref. #12 & 14-22)	1
3	98-9548	Washer	1	15	98-9564	Washer-Thrust	1
4	98-9669	Gear-Injection Pump	1	16	98-9563	Sleeve-Governor	1
5	98-9350	Bolt	2	17	98-9560	Shaft-Governor Weight	2
6	98-9511	Stopper-Fuel, Camshaft	1	18	98-9692	Roller	2
7	98-9383	Bearing-Ball	1	19	98-9559	Asm-Weight, Governor	2
8	98-9595	Key-Woodruff	1	20	98-9673	Gear-Governor	1
9	98-9459	Camshaft-Fuel	1	21	98-9562	Holder-Gear, Governor	1
10	98-9382	Bearing-Ball	1	22	98-9561	Holder-Gear, Governor	1
11	98-9657	Clip-Circular, Gov. Shaft	1	23	98-7605	Bolt	3
12	98-9381	Bearing-Ball	1				



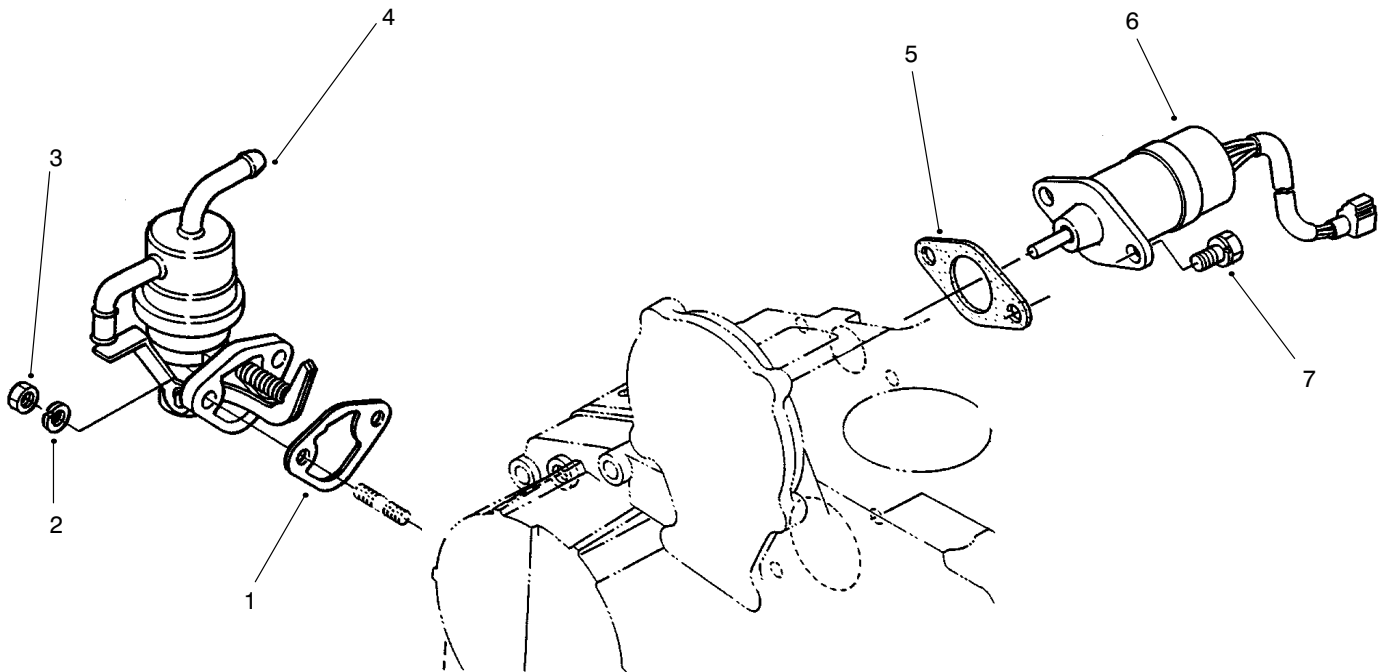
T-2917

ENGINE STOP LEVER ASM

Ref. No.	Part No.	Description	No. Used
1	98-9558	Cap	2
2	98-9441	Nut-Cap	2
3	98-9679	Asm-Bolt, Adjusting (Incl. Ref. #4)	1
4		Spring	1
5	98-7654	Gasket	2
6	98-9439	Nut	2
7	98-7654	Gasket	2

Ref. No.	Part No.	Description	No. Used
8	98-9557	Bolt-Adjusting	1
10	98-9674	Packing	1
11	98-7645	Bolt	1
12	98-9359	Bolt	1
13	98-9640	Cover-Pump	1
14	98-7534	Nut	1
*	98-9678	Asm-Apparatus, Idle (Incl. Ref. #1-6)	1

*Not Illustrated



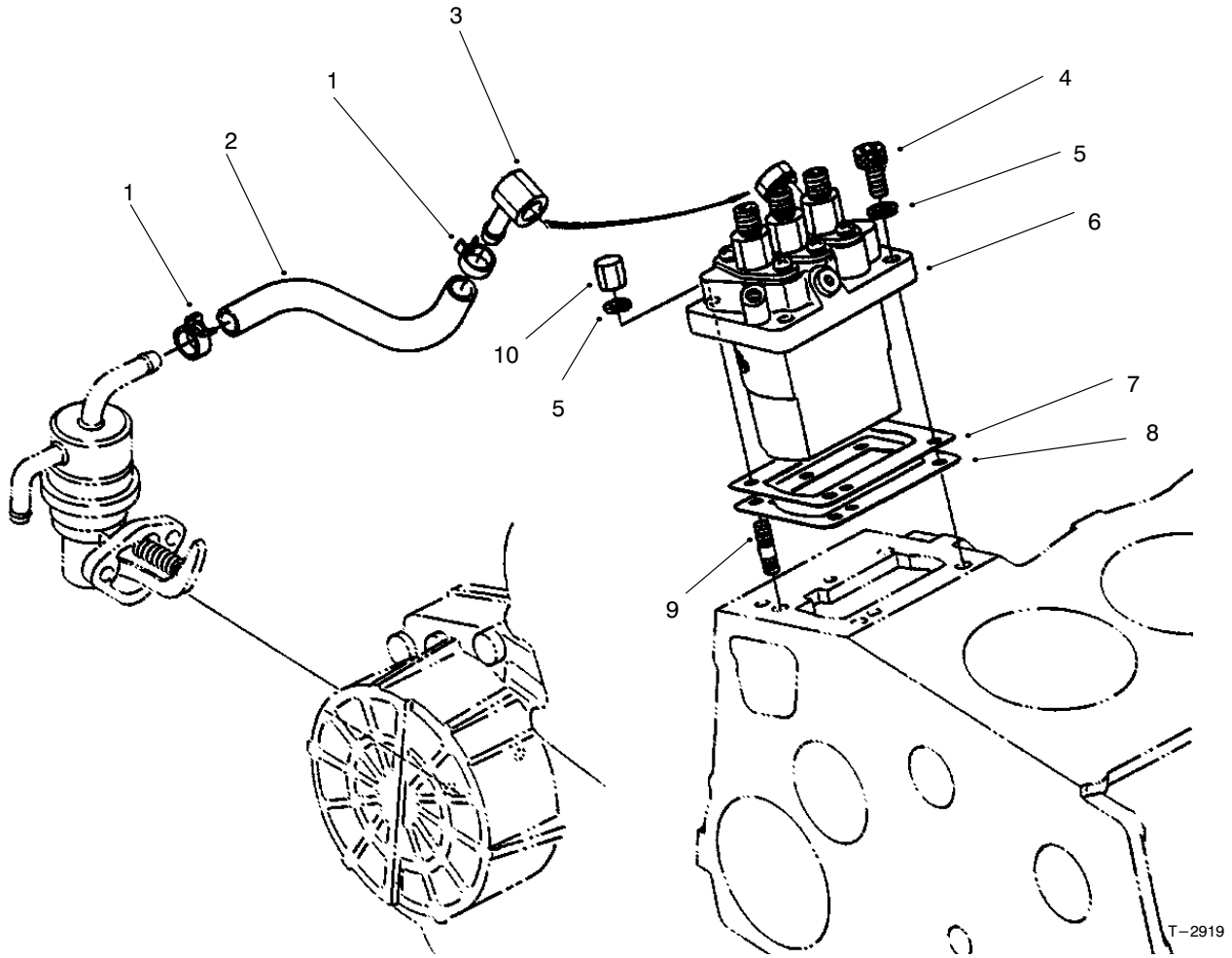
T-2918

STOP SOLENOID & FUEL PUMP ASM

Ref. No.	Part No.	Description	No. Used
1	98-9636	Gasket-Fuel Pump	1
2	98-9367	Washer-Lock	2
3	98-7572	Nut	2
4	98-9677	Asm-Pump, Fuel	1

Ref. No.	Part No.	Description	No. Used
5	98-9683	Gasket-Solenoid Cover	1
6	98-9693	Solenoid-Stop	1
7	98-9351	Bolt	2

*Not Illustrated

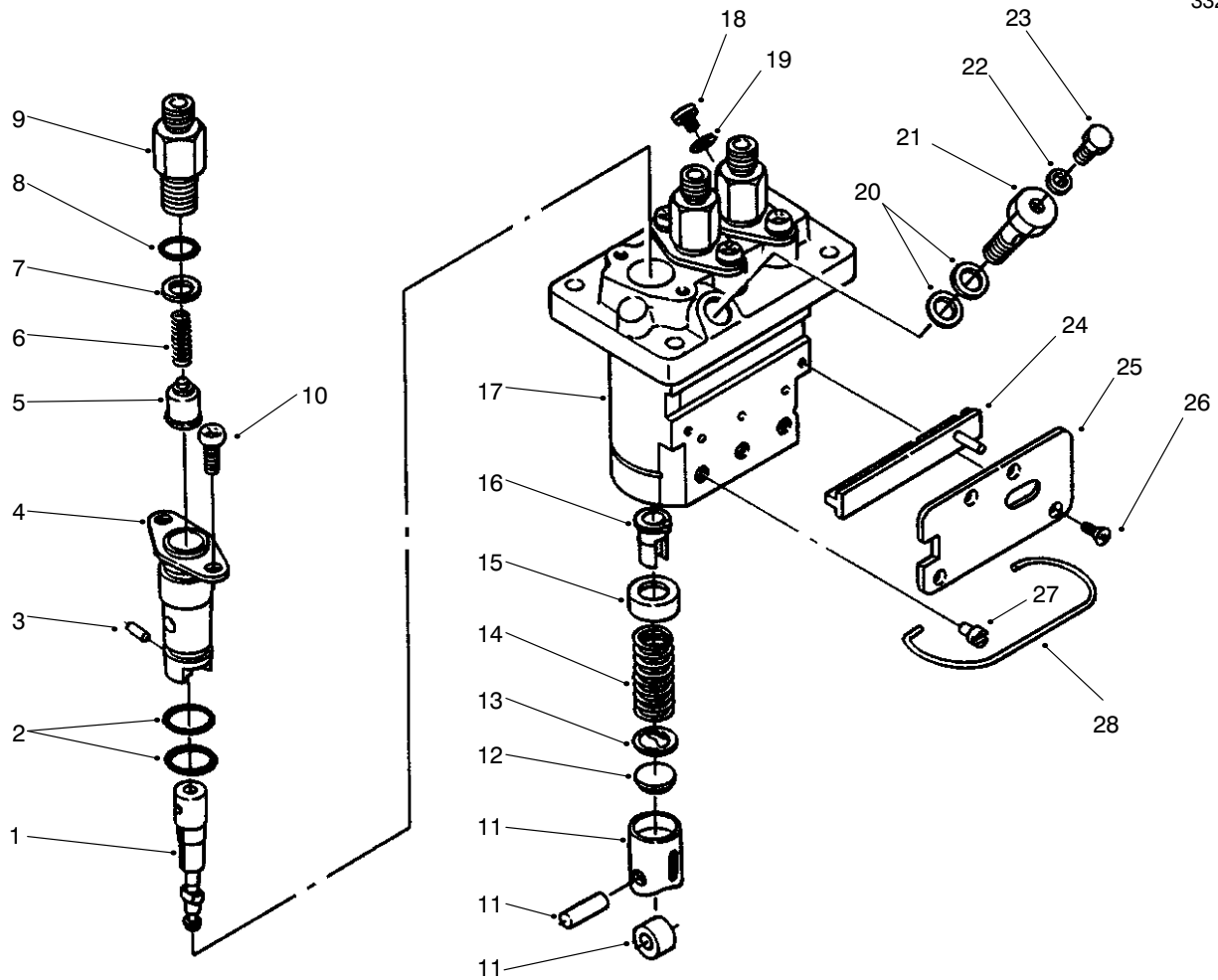


INJECTION PUMP ASM

Ref. No.	Part No.	Description	No. Used
1	98-9545	Band-Pipe	2
2	98-9384	Tube-Fuel	1
3	98-9596	Joint-Eye	1
4	98-9361	Bolt	2
5	98-9367	Washer-Lock	4
6	98-9643	Asm-Pump, Injection	1
7	98-9456	Shim-Injection (0.2mm)	1

Ref. No.	Part No.	Description	No. Used
7	98-9457	Shim-Injection (0.25mm)	1
8	98-9458	Shim-Injection (0.30mm)	1
9	98-9438	Stud	2
10	98-9440	Nut-Cap	2
*	98-9467	Asm-Pipe, Fuel (Incl. Ref. #1 & 2)	1

*Not Illustrated

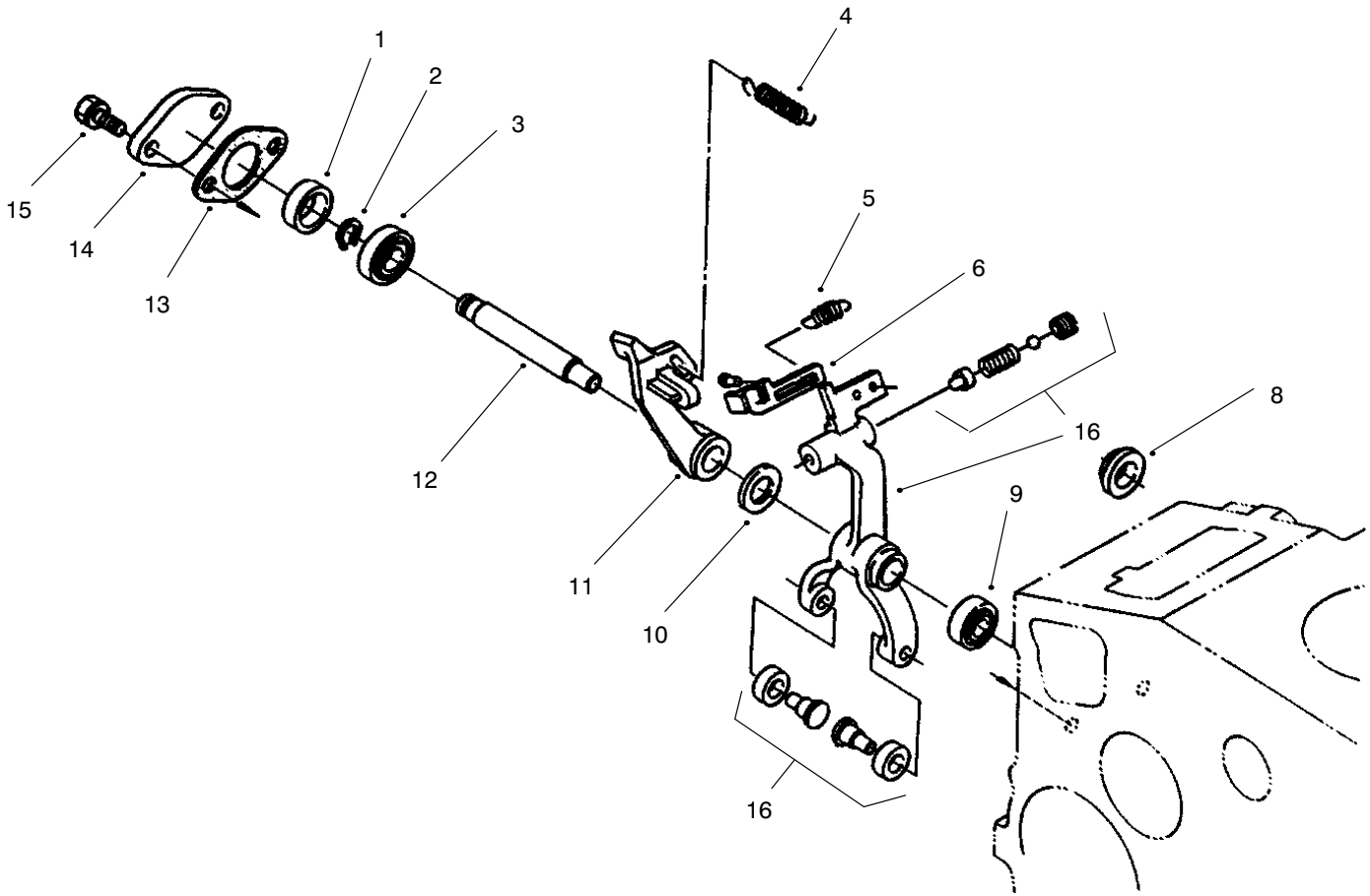


T-2920

INJECTION PUMP ASM (Continued)

Ref. No.	Part No.	Description	No. Used
1	98-9462	Element-Pump	3
2	98-9423	O-Ring	6
3	98-9443	Pin-Joint	3
4	98-9434	Flange-Sleeve	3
5	98-9421	Valve-Delivery	3
6	98-9424	Spring-Valve, Delivery	3
7	98-9425	Gasket-Valve, Delivery	3
8	98-9447	O-Ring	3
9	98-9652	Holder-Valve, Delivery	3
10	98-9452	Screw	6
11	98-9422	Asm-Tappet	3
12	98-9433	Shim	3
13	98-9429	Seat-Spring, Lower	3
14	98-9428	Spring-Plunger	3
15	98-9427	Seat-Spring, Upper	3

Ref. No.	Part No.	Description	No. Used
16	98-9432	Sleeve-Control	3
17	98-9643	Asm-Pump, Injection (Incl. Ref. #1-16 & 18-28)	1
18	98-9466	Plug	1
19	98-9451	Gasket	1
20	98-9445	Gasket	2
21	98-9464	Bolt-Joint	1
22	98-9446	Gasket	1
23	98-9430	Screw	1
24	98-9463	Rack-Control	1
25	98-9465	Plate	1
26	98-9442	Screw-Countersunk Hd.	4
27	98-9426	Pin-Guide, Tappet	3
28	98-9450	Pin-Clamp	1



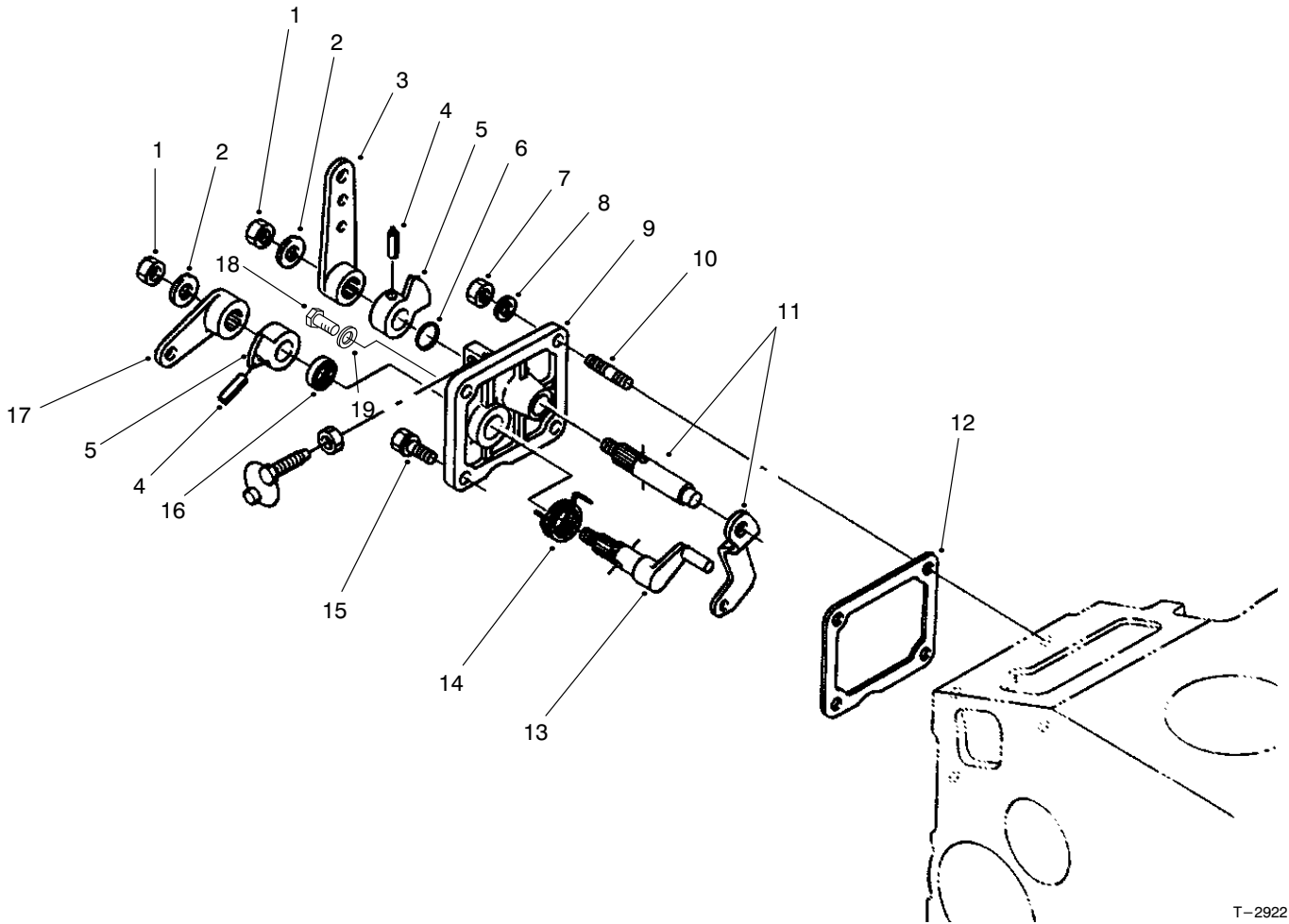
T-2921

GOVERNOR ASM

Ref. No.	Part No.	Description	No. Used
1	98-9567	Collar	1
2	98-9369	Clip-Circular, External	1
3	98-9570	Bearing-Miniature	1
4	98-9681	Spring-Governor	1
5	98-9645	Spring-Start	1
6	98-9660	Lever-Thrust	1
*7	98-9680	Asm-Lever, Fork (Incl. Ref. #2, 3, 6, & 10-12)	1
8	98-9568	Collar	1

Ref. No.	Part No.	Description	No. Used
9	98-9571	Bearing-Miniature	1
10	98-9593	Washer-Flat	1
11	98-9659	Lever-Fork	1
12	98-9566	Shaft-Lever, Fork	1
13	98-9682	Gasket	1
14	98-9569	Cover-Shaft, Fork Lever	1
15	98-9351	Bolt	2
16	99-8380	Complete Lever & Fork (Incl. Ref. #6)	1

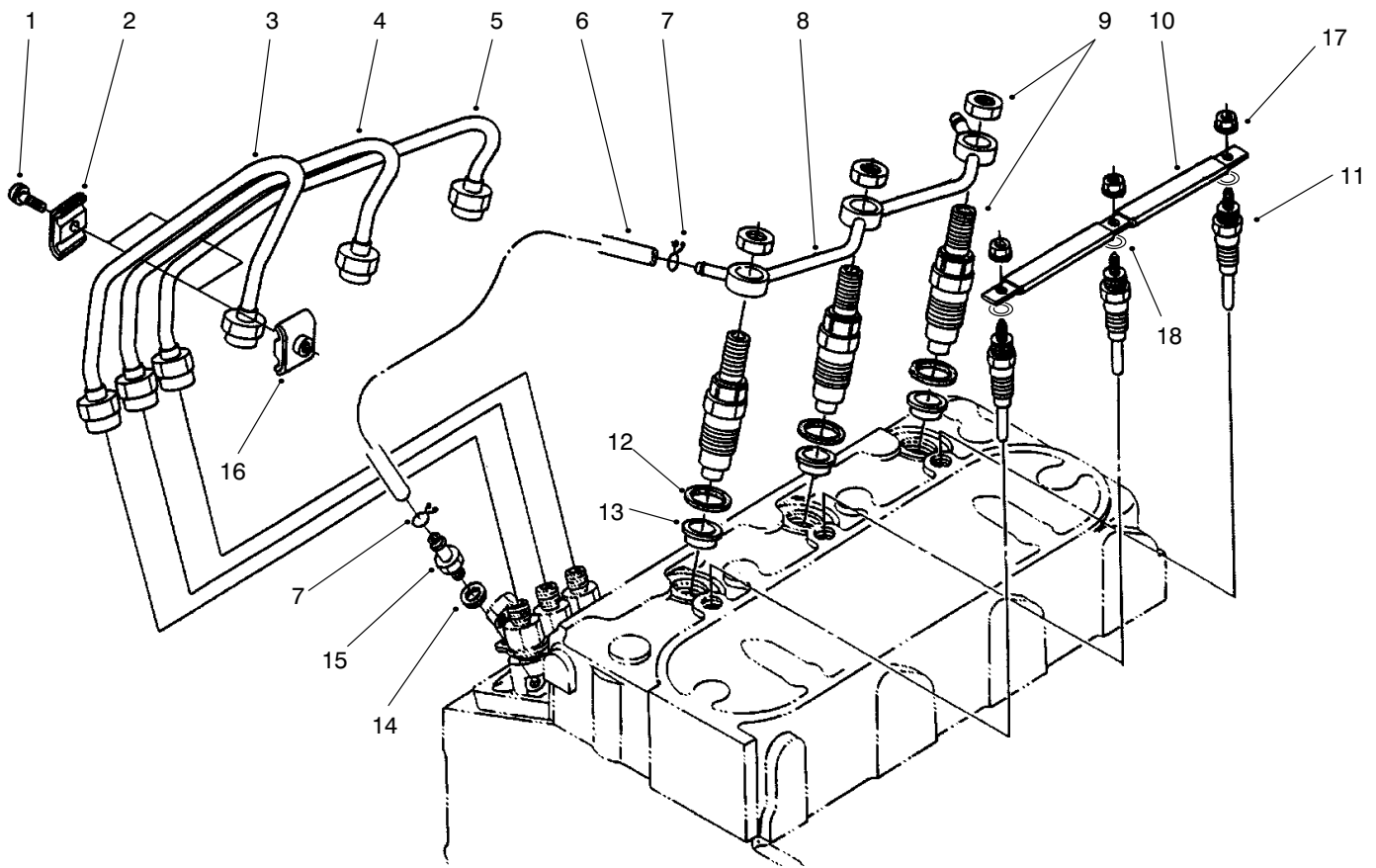
*Not Illustrated



T-2922

SPEED CONTROL PLATE ASM

Ref. No.	Part No.	Description	No. Used	Ref. No.	Part No.	Description	No. Used
1	98-9589	Nut	2	10	98-9362	Stud	2
2	98-9594	Washer-Flat	2	11	98-9658	Asm-Lever, Governor	1
3	98-9662	Lever-Speed Control	1	12	98-9637	Gasket	1
4	98-7602	Pin-Spring	2	13	98-9664	Shaft-Stop Lever	1
5	98-9572	Lever-Speed Control	2	14	98-9472	Spring-Return	1
6	98-9371	O-Ring	1	15	98-7692	Bolt	1
7	98-7572	Nut	2	16	98-7601	Seal-Oil	1
8	98-9367	Washer-Lock	2	17	98-9663	Lever-Engine Stop	1
9	98-9661	Asm-Plate, Control (Incl. Ref. #1-6, 11, 13, 14, 16 & 17)	1	18	99-8348	Bolt	1
				19	98-7654	Gasket	1



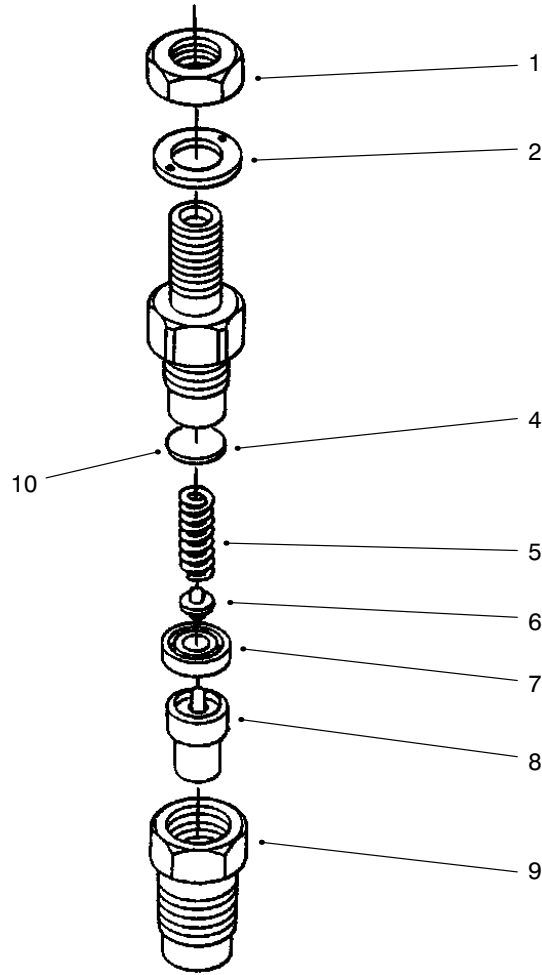
T-2923

NOZZLE HOLDER & GLOW PLUG ASM

Ref. No.	Part No.	Description	No. Used
1	98-7684	Screw w/washer	2
2	98-7683	Clamp-Pipe	2
3	98-9622	Pipe-Injection	1
4	98-9654	Pipe-Injection	1
5	98-9655	Pipe-Injection	1
6	98-9624	Asm-Pipe, Overflow (Incl. Ref. #7)	1
7	98-7671	Clip-Pipe	2
8	98-9621	Asm-Pipe, Overflow	1
9	98-9468	Asm-Holder, Nozzle	3

Ref. No.	Part No.	Description	No. Used
10	98-9631	Cord-Glow Plug	1
11	98-9623	Plug-Glow	3
12	98-7676	Gasket	3
13	98-9694	Seat-Heat	3
14	98-7654	Gasket	1
15	98-9431	Screw-Air Bleed	1
16	98-7682	Clamp-Pipe	2
17	99-8377	Nut-Flange	3
18	99-8378	Washer-Plain	3

*Not Illustrated



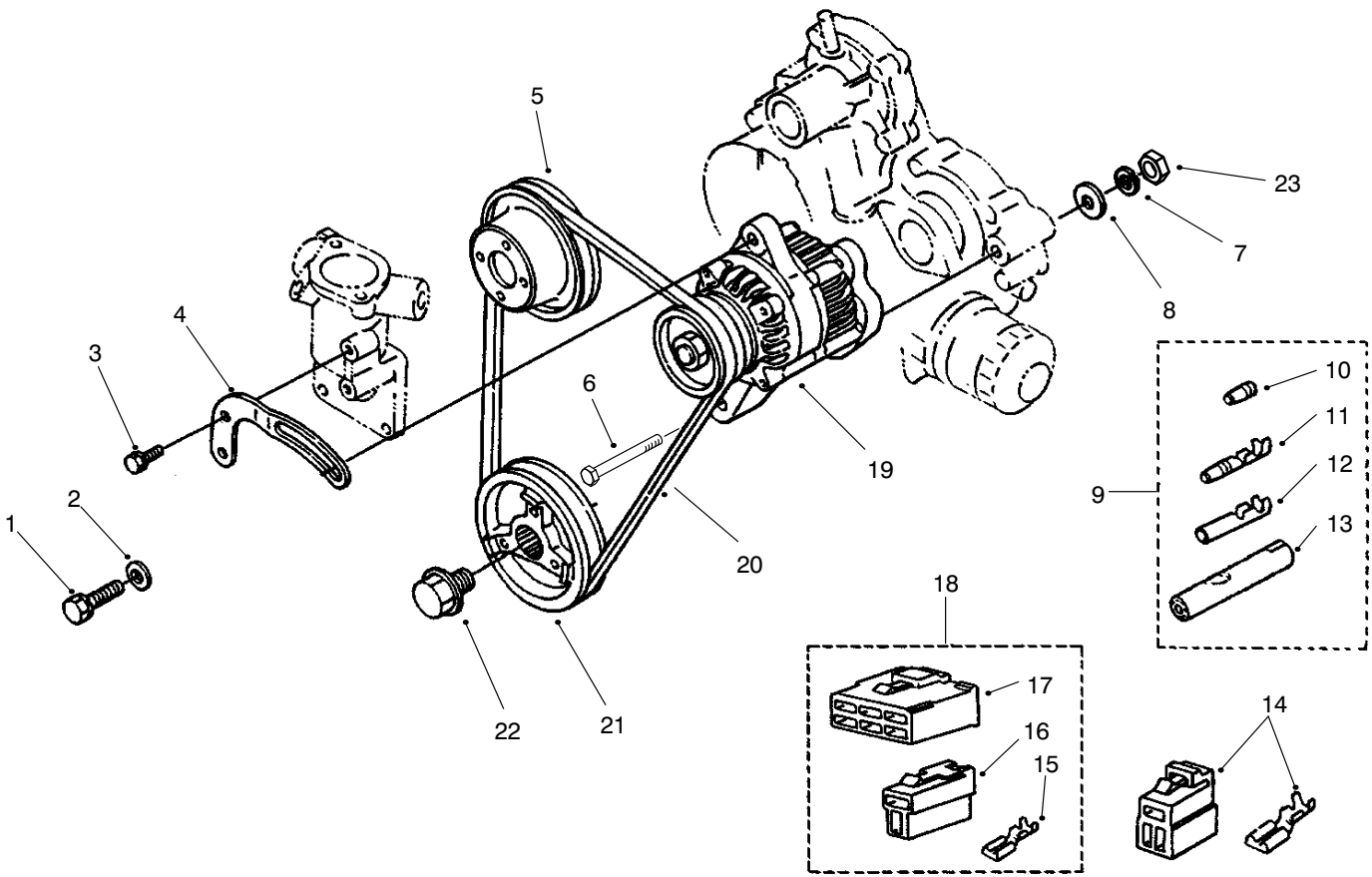
T-2924

NOZZLE HOLDER ASM

Ref. No.	Part No.	Description	No. Used
1	99-8301	Nut	3
2	99-8307	Washer	3
4	99-8302	Washer-Adjusting	3
5	99-8303	Spring-Nozzle	3
6	99-8305	Push Rod	3
7	99-8304	Piece-Distance	3
8	99-8308	Piece-Nozzle	3
9	99-8306	Nut-Nozzle	3
10	99-8309	Asm-Washer, Adjusting	3
*	99-8310	Washer-Adj. (0.10mm)	3
*	99-8311	Washer-Adj. (0.20mm)	3

Ref. No.	Part No.	Description	No. Used
10	99-8312	Washer-Adj. (0.30mm)	3
*	99-8313	Washer-Adj. (0.40mm)	3
*	99-8314	Washer-Adj. (0.50mm)	3
*	99-8315	Washer-Adj. (0.52mm)	3
*	99-8316	Washer-Adj. (0.54mm)	3
*	99-8317	Washer-Adj. (0.56mm)	3
*	99-8318	Washer-Adj. (0.58mm)	3
*	99-8319	Washer-Adj. (0.80mm)	3
*	98-9468	Asm-Holder, Nozzle (Incl. Ref. #1-9)	3

*Not Illustrated

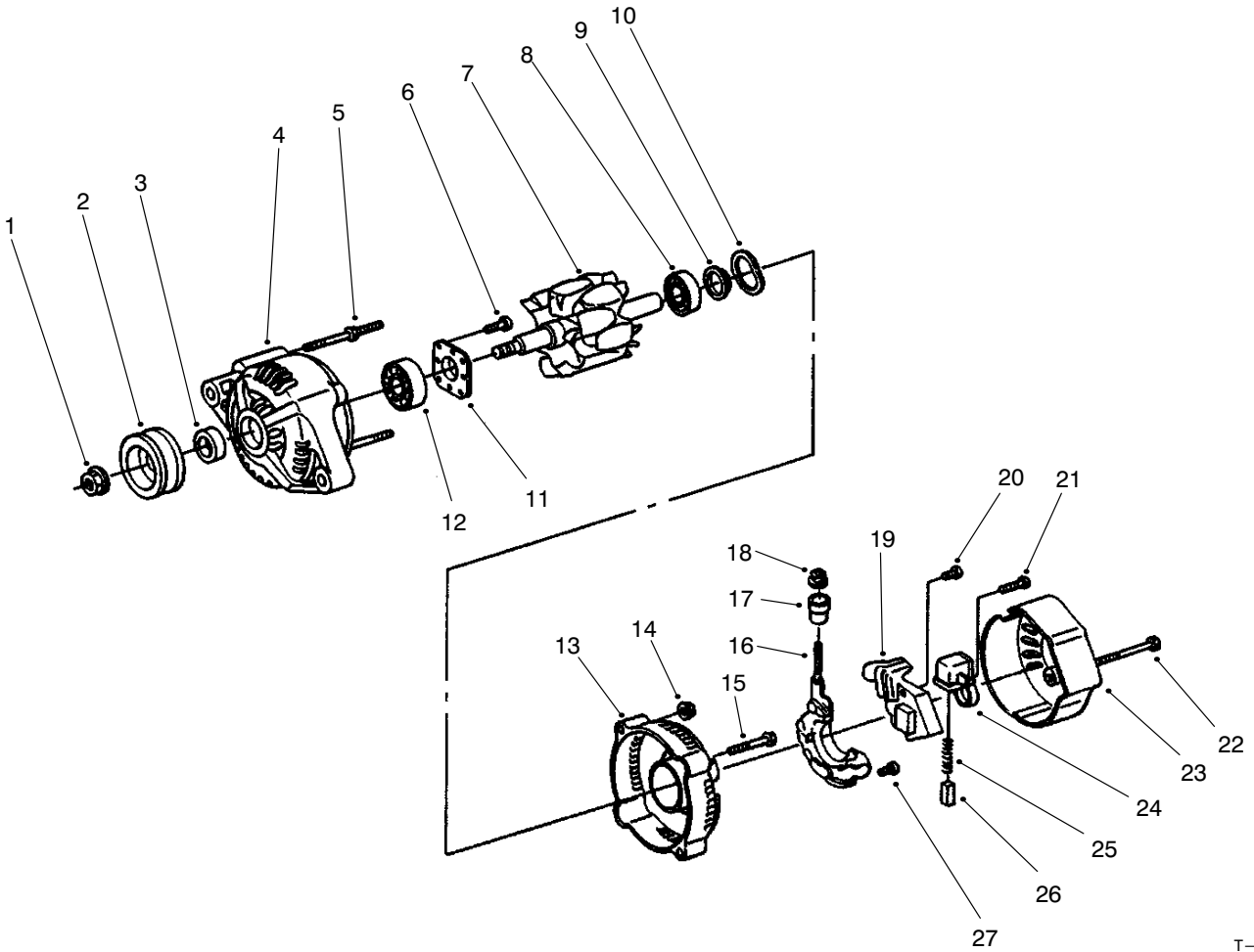


T-2926

ALTERNATOR & PULLEY ASM

Ref. No.	Part No.	Description	No. Used
1	98-7697	Bolt	1
2	98-7698	Washer-Flat	1
3	98-7692	Bolt	1
4	98-9573	Stay-Dynamo	1
5	98-9584	Pulley-Fan	1
6	98-9360	Bolt	1
7	98-9368	Washer-Lock	1
8	98-9366	Washer-Flat	1
9	98-9700	Asm-Terminal (Incl. Ref. #10-13)	1
10	98-9701	Terminal	1
11	98-9702	Sleeve	1
12	98-9703	Terminal	1

Ref. No.	Part No.	Description	No. Used
13	98-9704	Sleeve	1
14	98-9602	Asm-Coupler, Lock	1
15	98-9699	Terminal	7
16	98-9698	Connector	1
17	98-9697	Connector	1
18	98-9696	Asm-Coupler (Incl. Ref. #15-17)	1
19	98-9474	Asm-Alternator	1
20	98-9676	V-Belt	1
21	98-9473	Pulley-Fan Drive	1
22	98-9585	Bolt	1
23	98-7737	Nut	1



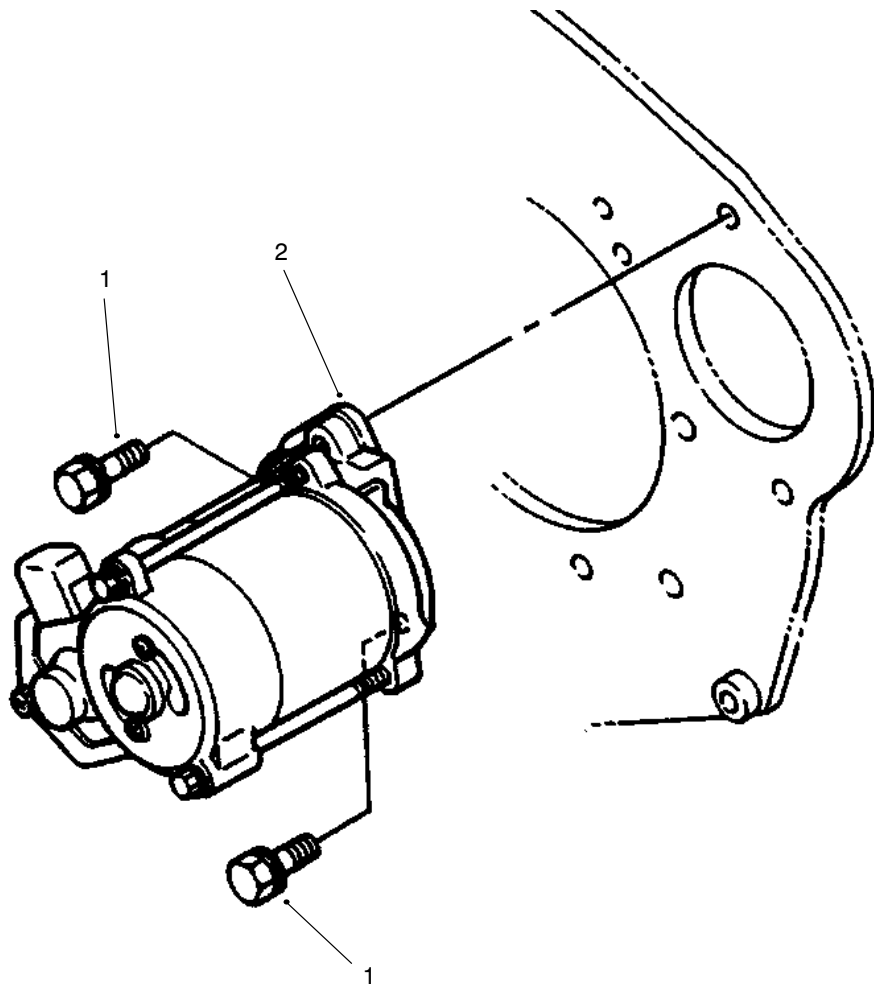
T-2927

ALTERNATOR ASM

Ref. No.	Part No.	Description	No. Used
1	98-7708	Nut	1
2	98-9453	Pulley-Dynamo	1
3	98-7709	Collar	1
4	98-7714	Frame-Drive End	1
5	98-7717	Bolt-Through	2
6	98-7716	Screw-RH	4
7	98-7710	Rotor	1
8	98-7712	Bearing-Ball	1
9	98-7711	Cover-Bearing	1
10	98-7713	Washer-Thrust	1
11	98-7715	Plate-Retainer	1
12	98-7718	Bearing-Ball	1
13	98-7719	Frame-End	1
14	98-7730	Nut	2
15	98-7731	Bolt	2

Ref. No.	Part No.	Description	No. Used
16	98-7721	Asm-Rectifier	1
17	98-7722	Bushing-Insulation	1
18	98-7732	Nut	1
19	98-7733	Asm-Regulator	1
20	98-7726	Screw-RH	2
21	98-7728	Screw-RH	1
22	98-7729	Bolt	3
23	98-7720	Cover-End	1
24	98-7723	Holder-Brush	1
25	98-7725	Spring-Brush	2
26	98-7724	Brush	2
27	98-7727	Screw-RH	6
*	98-9474	Asm-Alternator (Incl. Ref. #1-27)	1

*Not Illustrated

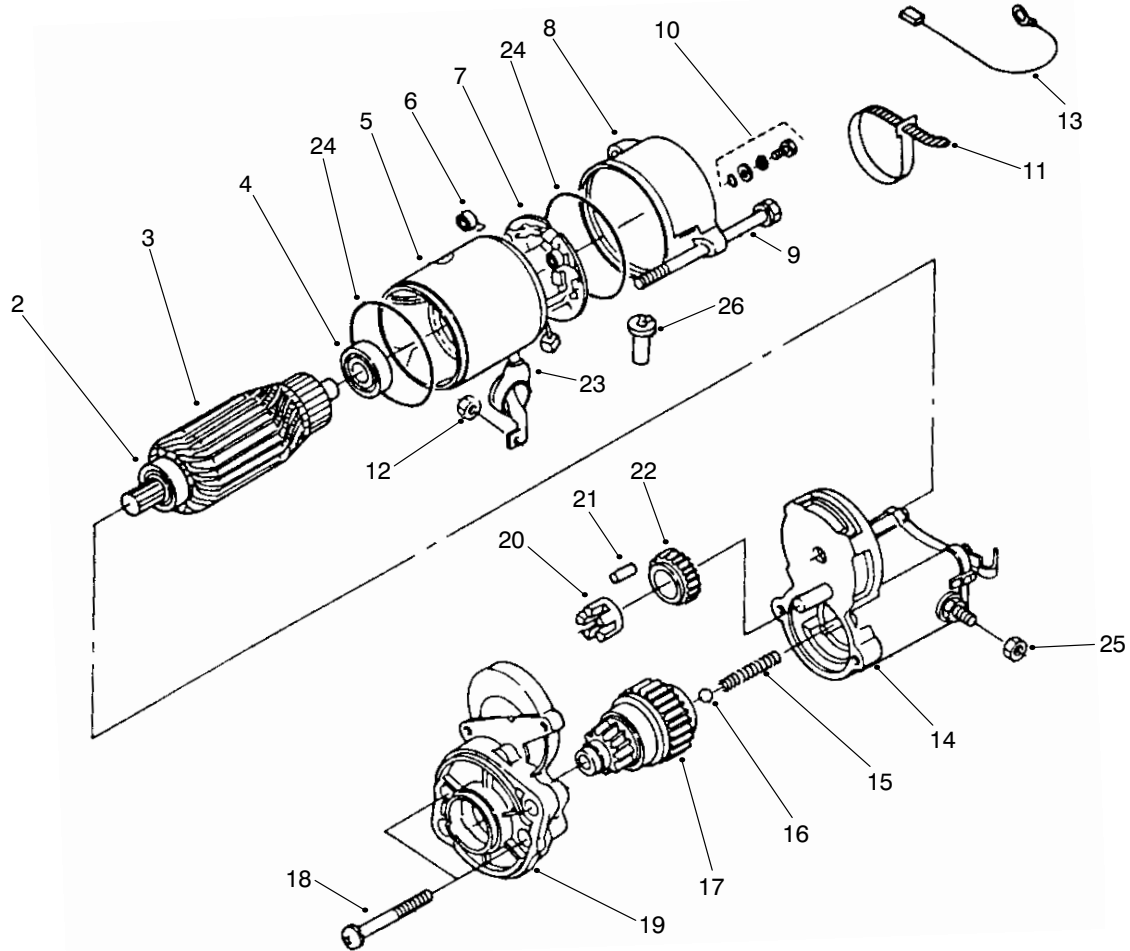


T-2928

STARTER MOUNT ASM

Ref. No.	Part No.	Description	No. Used
1	98-7697	Bolt	2
2	98-9705	Asm-Starter	1

Ref. No.	Part No.	Description	No. Used

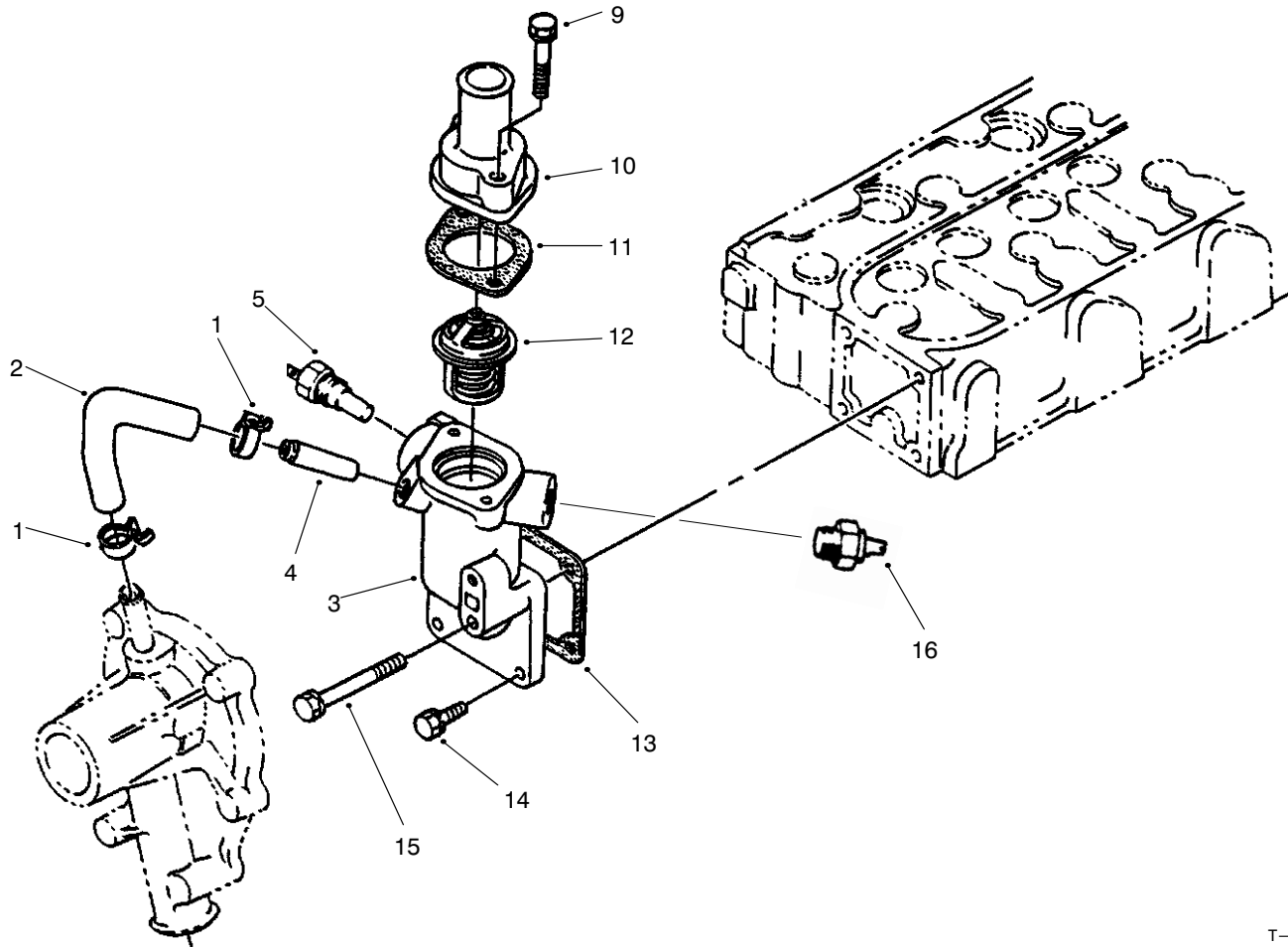


T-3081

STARTER ASM

Ref. No.	Part No.	Description	No. Used	Ref. No.	Part No.	Description	No. Used
2	98-7743	Bearing-Ball	1	15	98-7754	Spring	1
3	98-7742	Asm-Armature (Incl. Ref. #2 & 4)	1	16	98-7755	Ball	1
4	98-7744	Bearing-Ball	1	17	99-8373	Clutch	1
5	98-7741	Asm-Yoke	1	18	98-7756	Bolt	2
6	98-7750	Spring-Brush	4	19	99-8374	Frame-Drive End	1
7	98-7749	Asm-Holder, Brush (Incl. Ref. #6)	1	20	98-7752	Retainer	1
8	98-8370	Frame-End	1	21	98-7753	Roller	5
9	98-9549	Bolt	2	22	98-7751	Gear	1
10	98-7758	Asm-Bolt	2	23	99-8375	Cover-Cord	1
11	98-9712	Band-Cover	1	24	98-7757	O-Ring	2
12	99-8371	Nut-Hex.	1	25	99-8376	Nut	1
13	98-9711	Cord-Stop, Solenoid	1	26	98-7759	Pipe-Drain	1
14	99-8372	Asm-Switch, Magnetic	1	*	98-9705	Asm-Starter (Incl. Ref. #2-26)	1

*Not Illustrated

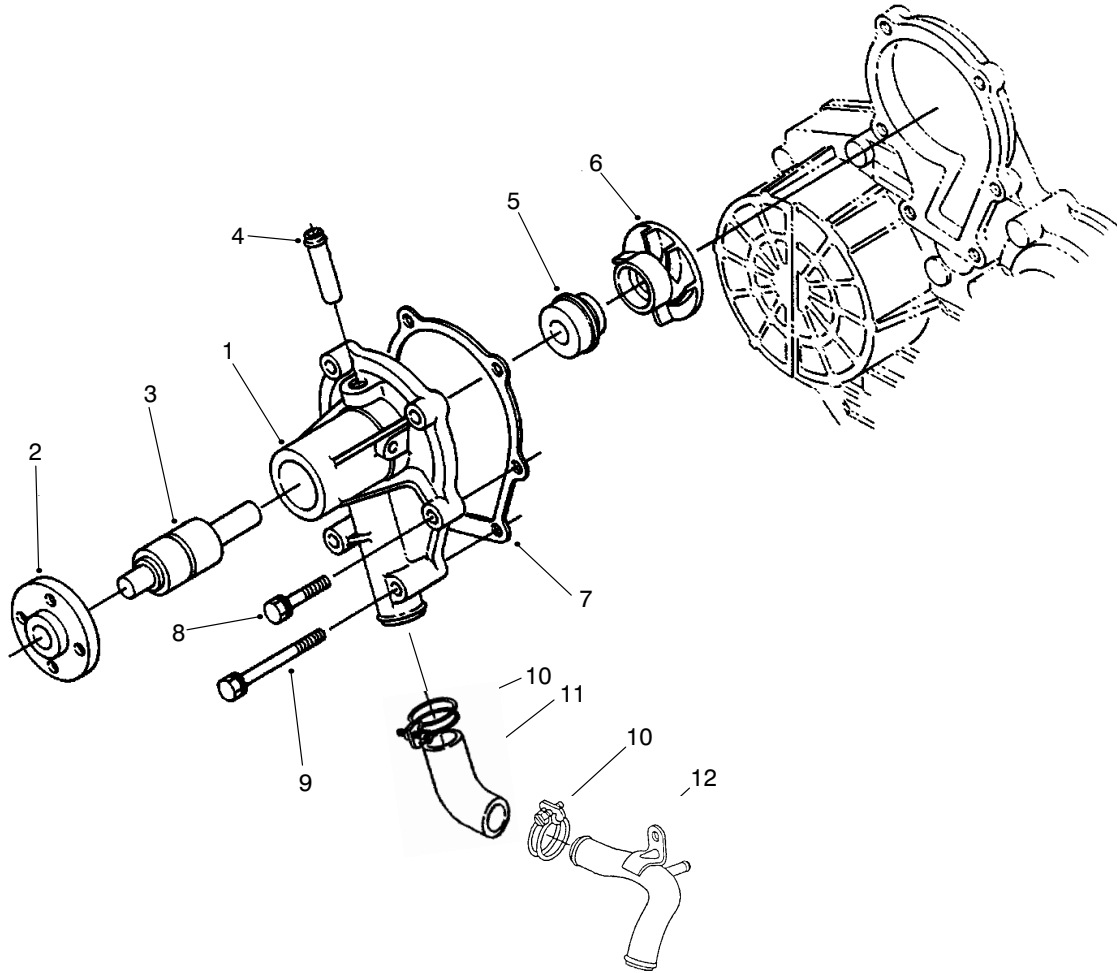


T-2930

WATER FLANGE & THERMOSTAT ASM

Ref. No.	Part No.	Description	No. Used
1	98-9579	Band Pipe	2
2	98-9578	Pipe-Return, Water	1
3	98-9713	Asm-Flange, Water (Incl. Ref. #4)	1
4	98-9580	Pipe-Return, Water	1
5	98-9719	Thermoswitch	1
9	98-7777	Bolt	2

Ref. No.	Part No.	Description	No. Used
10	98-9471	Cover-Thermostat	1
11	98-7776	Gasket	1
12	98-7778	Asm-Thermostat	1
13	98-9638	Gasket-Flange, Water	1
14	98-7692	Bolt	3
15	98-9356	Bolt	1
16	82-3110	Switch	1

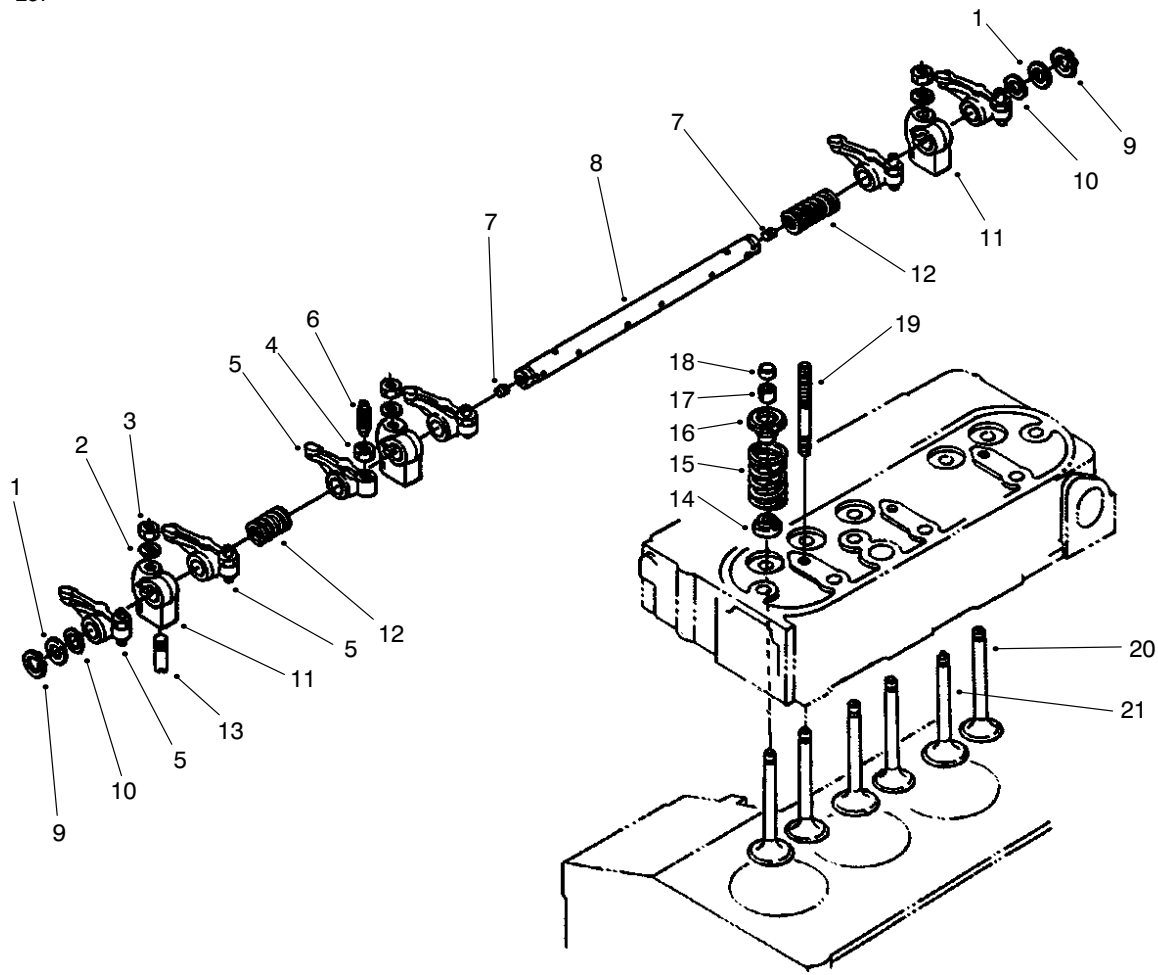


T-2931

WATER PUMP ASM

Ref. No.	Part No.	Description	No. Used
1	98-9575	Asm-Pump, Water (Incl. Ref. #2-6)	1
2	98-9582	Flange-Pump, Water	1
3	98-9583	Bearing	1
4	98-9577	Pipe-Return, Water	1
5	98-9576	Asm-Seal	1
6	98-9581	Impeller-Water	1

Ref. No.	Part No.	Description	No. Used
7	98-9632	Gasket-Pump, Water	1
8	98-9353	Bolt	1
9	98-9357	Bolt	4
10	98-9717	Clamp	2
11	98-9574	Pipe-Water	1
12	99-8379	Pipe-Water	1

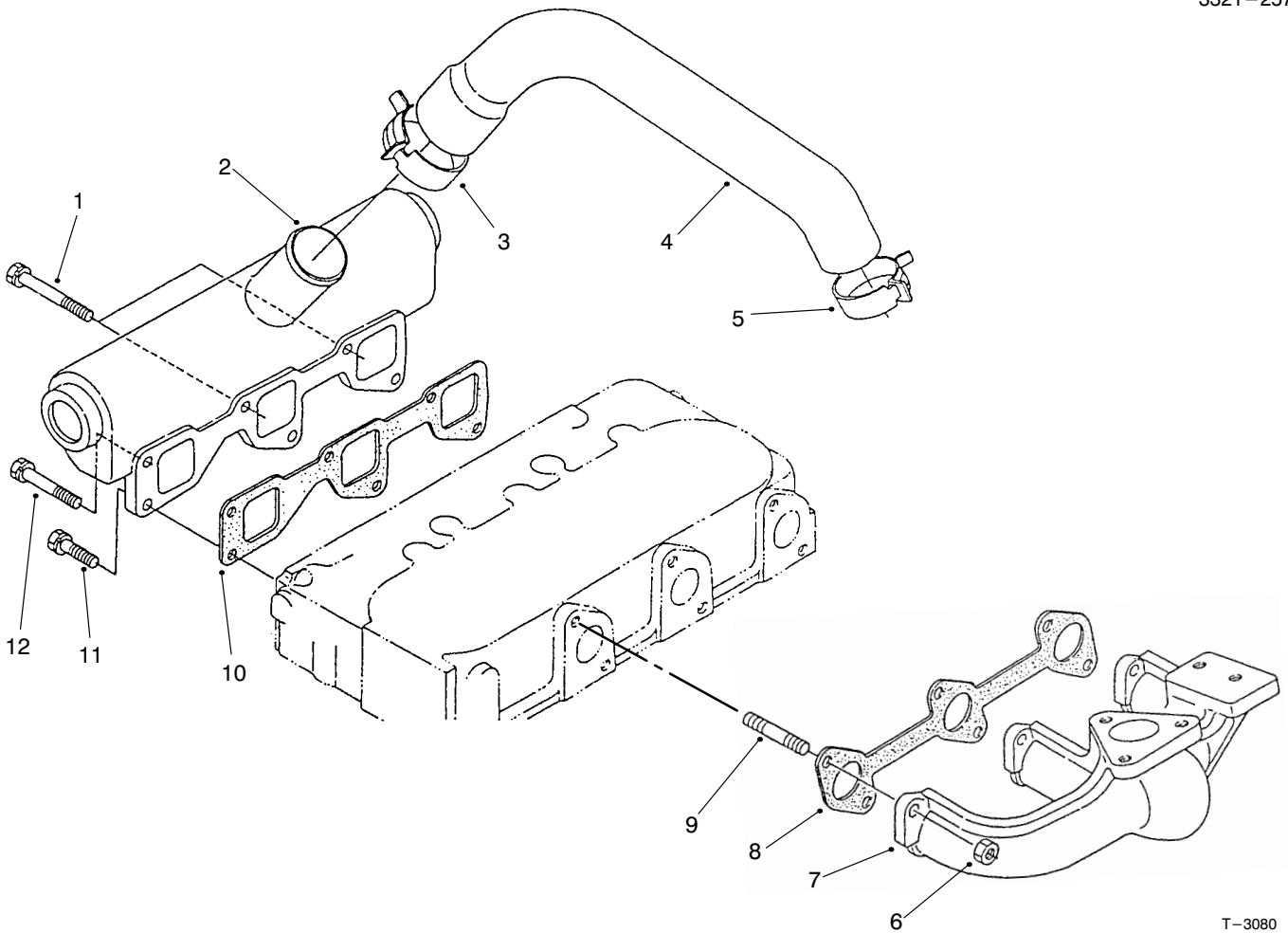


T-2932

VALVE & ROCKER ARM ASM

Ref. No.	Part No.	Description	No. Used
1	98-9508	Washer-Shaft, Rocker Arm	2
2	98-9385	Washer-Flat	3
3	98-9393	Nut	3
4	98-9503	Nut	6
5	98-9501	Asm-Arm, Rocker (Incl. Ref. #4 & 6)	6
6	98-9502	Screw-Adjusting	6
7	98-9365	Screw-Set	2
8	98-9612	Asm-Shaft, Rocker Arm (Incl. Ref. #7)	1
9	98-9370	Clip-Circular, External	2
10	98-9507	Washer-Shaft, Rocker Arm	2

Ref. No.	Part No.	Description	No. Used
11	98-9505	Bracket-Rocker Arm	3
12	98-9504	Spring-Rocker Arm	2
13	98-9391	Screw-Set	1
14	99-8385	Seal-Valve Stem	6
15	98-9626	Spring-Valve	6
16	98-9498	Retainer-Valve Spring	6
17	98-9390	Collet-Valve Spring Set	6
18	98-9497	Cap-Valve	6
19	98-9506	Stud	3
20	98-9625	Valve-Exhaust	3
21	98-9494	Valve-Inlet	3

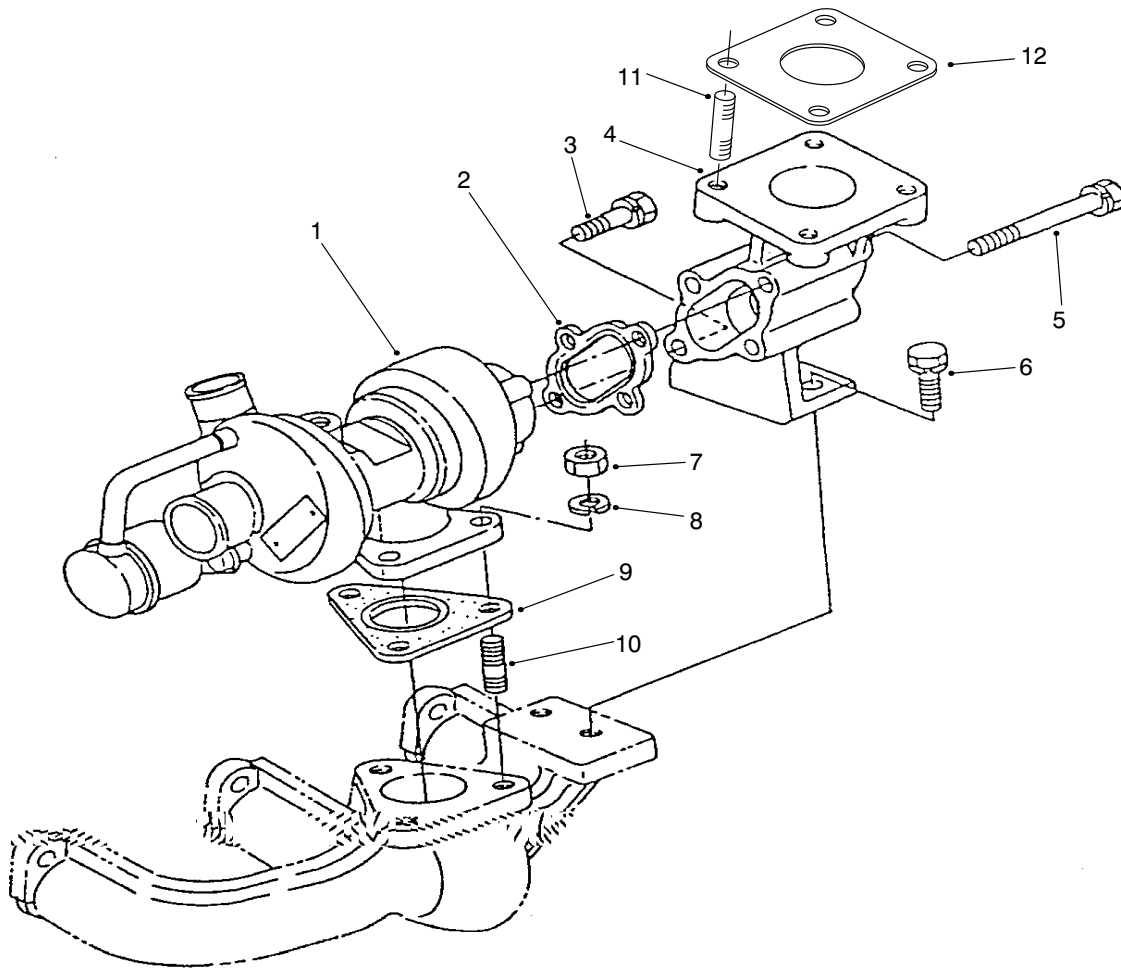


T-3080

EXHAUST MANIFOLD & GASKET ASM

Ref. No.	Part No.	Description	No. Used
1	99-8320	Bolt	2
2	99-8321	Manifold-Inlet	1
3	99-8322	Band-Pipe	1
4	99-8323	Hose-Inlet	1
5	99-8324	Band-Pipe	1
6	99-8325	Nut	6

Ref. No.	Part No.	Description	No. Used
7	99-8326	Manifold-Exhaust	1
8	99-8327	Gasket-Exhaust	1
9	99-8328	Stud	6
10	99-8329	Gasket-Intake	1
11	99-8330	Bolt	3
12	99-8331	Bolt	1

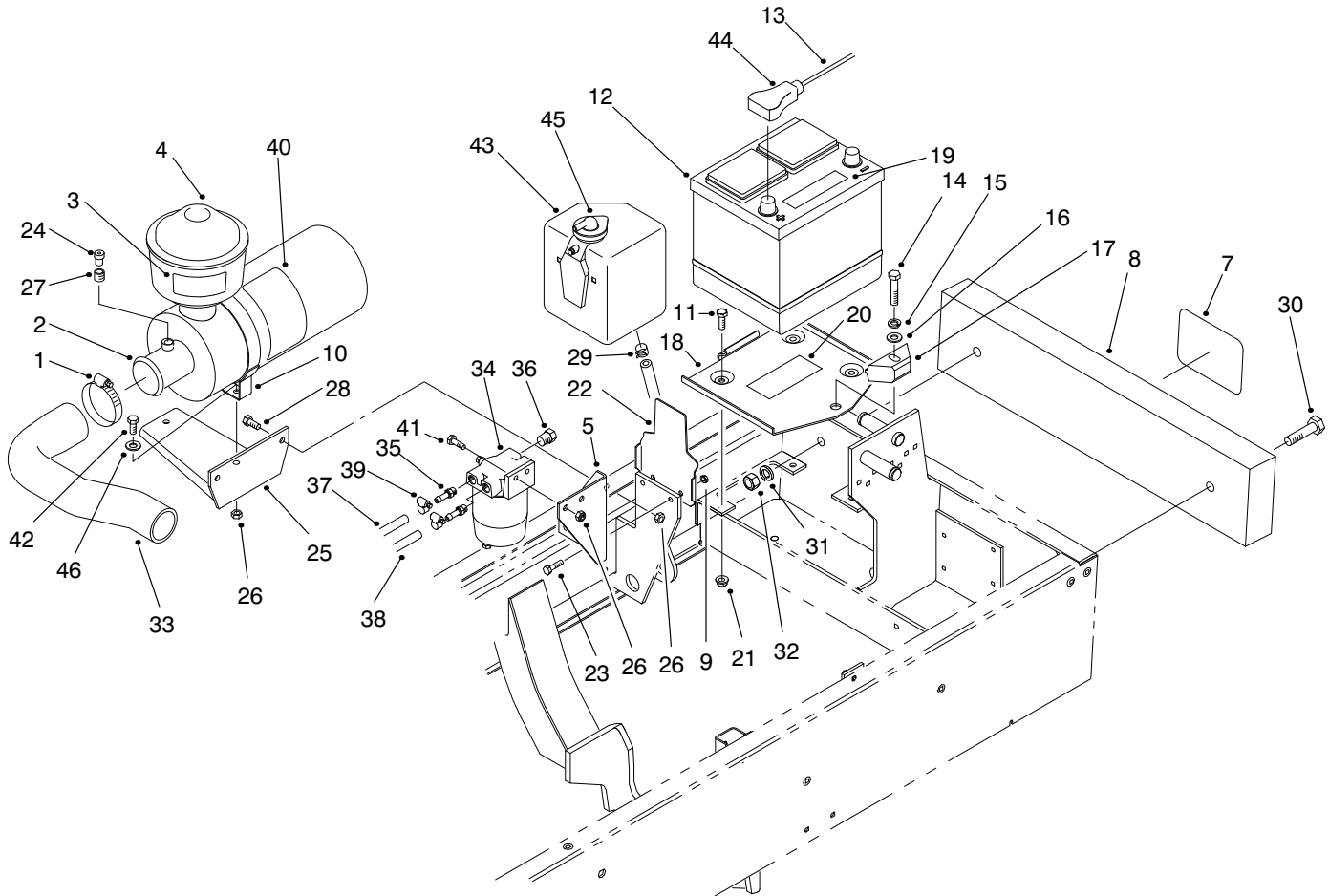


T-3078

TURBO CHARGER ASM

Ref. No.	Part No.	Description	No. Used
1	99-8332	Asm-Charger, Turbo	1
2	99-8333	Gasket	1
3	99-8334	Bolt	1
4	99-8335	Flange-Muffler	1
5	99-8336	Bolt	3
6	99-8337	Bolt	2

Ref. No.	Part No.	Description	No. Used
7	99-8338	Nut	3
8	99-8339	Washer-Lock	3
9	99-8340	Gasket	1
10	99-8341	Stud	3
11	99-8342	Stud	4
12	99-8343	Gasket-Muffler	1

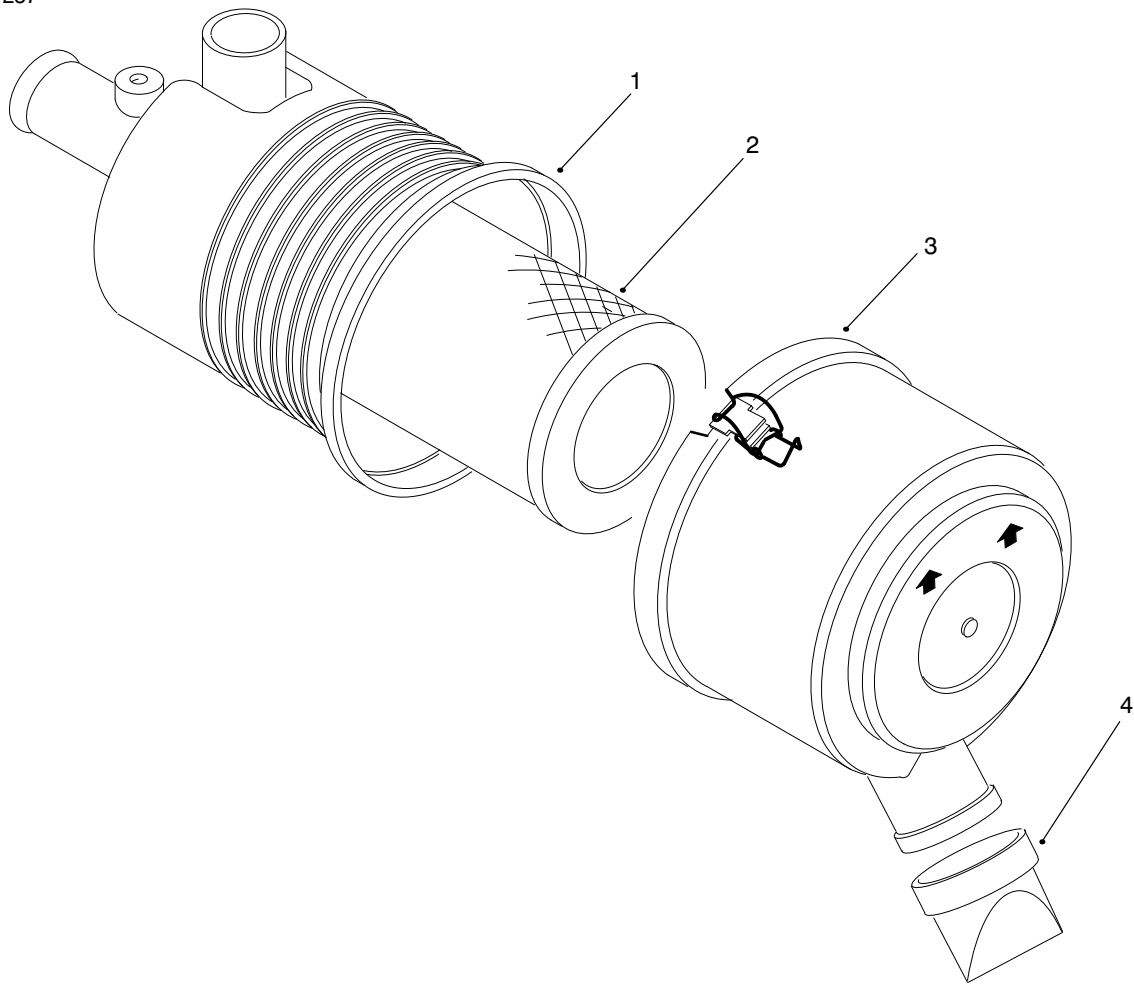


T-2902

ENGINE COMPONENTS ASM

Ref. No.	Part No.	Description	No. Used
1	2412-42	Clamp-Hose	1
2	98-4517	Asm-Air Cleaner (Incl. Ref. #40)	1
3	93-6692	Decal-Starting Fluid	1
4	48-7430	Pre-Cleaner	1
5	98-4578	Bracket-Fuel Filter	1
7	62-5550	Decal-Toro	1
8	75-6680	Bar-Weight	1
9	32128-33	Nut-Lock	2
10	98-4525	Bracket-Mount, Air Cleaner	1
11	322-4	Screw-HH	3
12		Battery (Type 26, 530 Amp.)	1
13	98-4599	Asm-Battery Cable (+) (Incl. Ref. #44)	1
14	323-9	Screw-HH	1
15	3253-21	Washer-Lock	1
16	3256-24	Washer-Flat	1
17	66-2490	Clamp-Battery	1
18	94-7343	Base-Battery	1
19	93-6668	Decal-Battery	1
20	93-7276	Decal-Danger	1
21	32128-20	Nut-Lock	3
22	98-4576	Bracket-Reservoir, Water	1
23	321-5	Screw-HH	2
24	93-9164	Indicator-Service	1

Ref. No.	Part No.	Description	No. Used
25	98-4518	Bracket-Air Cleaner	1
26	3296-29	Nut-Lock	8
27	94-1416	Asm-Adapter, Indicator	1
28	322-5	Screw-HH	2
29	92-2379	Clamp-Hose	1
30	325-12	Screw-HH	2
31	3253-27	Washer-Lock	2
32	3217-9	Nut-Hex.	2
33	98-4510	Hose-Air Cleaner	1
34	98-9305	Filter-Water/Fuel Separator	1
35	353-783	Fitting-Fuel	1
36	281-13	Plug-Pipe	2
37	71-3381	Hose-Fuel	1
38	95-4275	Hose-Fuel	1
39	2412-108	Clamp	4
40	98-9788	Decal-Instructions	1
40	93-8052	Decal-Instructions (Europe)	1
41	3234-29	Screw	2
42	322-6	Screw-HH	2
43	98-9323	Asm-Expansion Tank (Incl. Ref. #45)	1
44	28-1280	Boot-Cable	1
45		Cap-Expansion Tank	1
46	3256-24	Washer-Flat	2



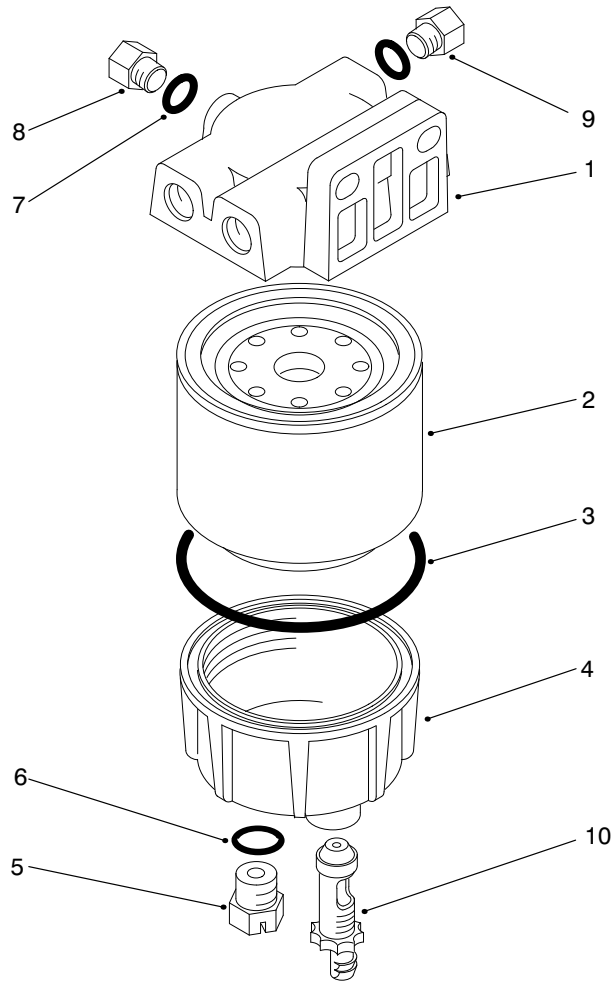
T-2903

AIR CLEANER ASM

Ref. No.	Part No.	Description	No. Used
1		Asm-Body	1
2	98-9763	Asm-Element	1

Ref. No.	Part No.	Description	No. Used
3	98-9771	Asm-Cover	1
4	94-1414	Valve-Vacuator	1

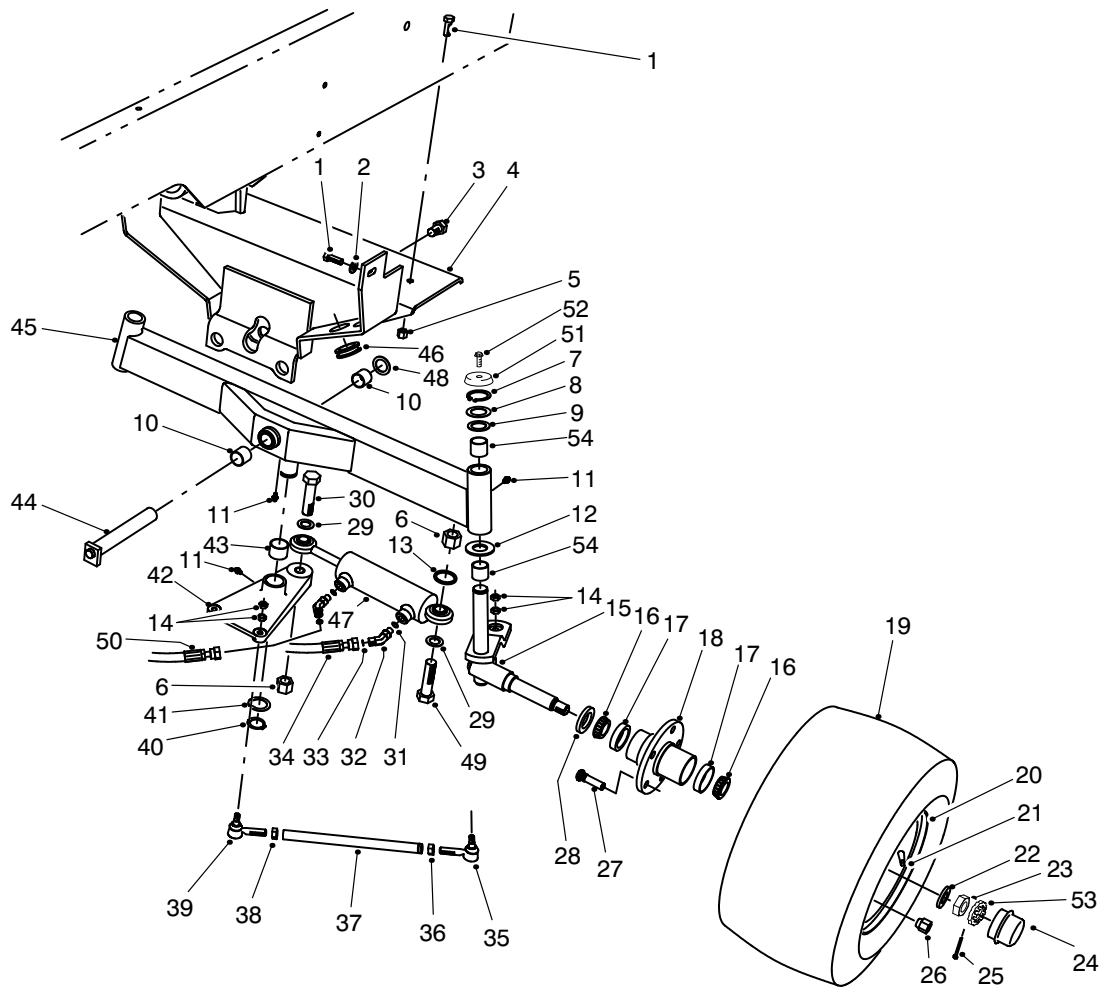
*Not Illustrated
 †Not Serviceable Separately



T-2904

FILTER, WATER/FUEL SEPARATOR ASM

Ref. No.	Part No.	Description	No. Used	Ref. No.	Part No.	Description	No. Used
1	98-9772	Head-Filter	1	6	237-42	O-Ring	1
2	98-9764	Element-Spin On	1	7	237-78	O-Ring	1
3	98-9774	O-Ring, Filter Base	1	8	98-9776	Plug-Head, Filter (Incl. Ref. #7)	1
4	98-9775	Base-Filter	1	9	285-22	Plug-Pipe	1
5	98-9773	Plug-Base, Filter (Incl. Ref. #6)	1	10	98-9777	Asm-Valve, Drain	1



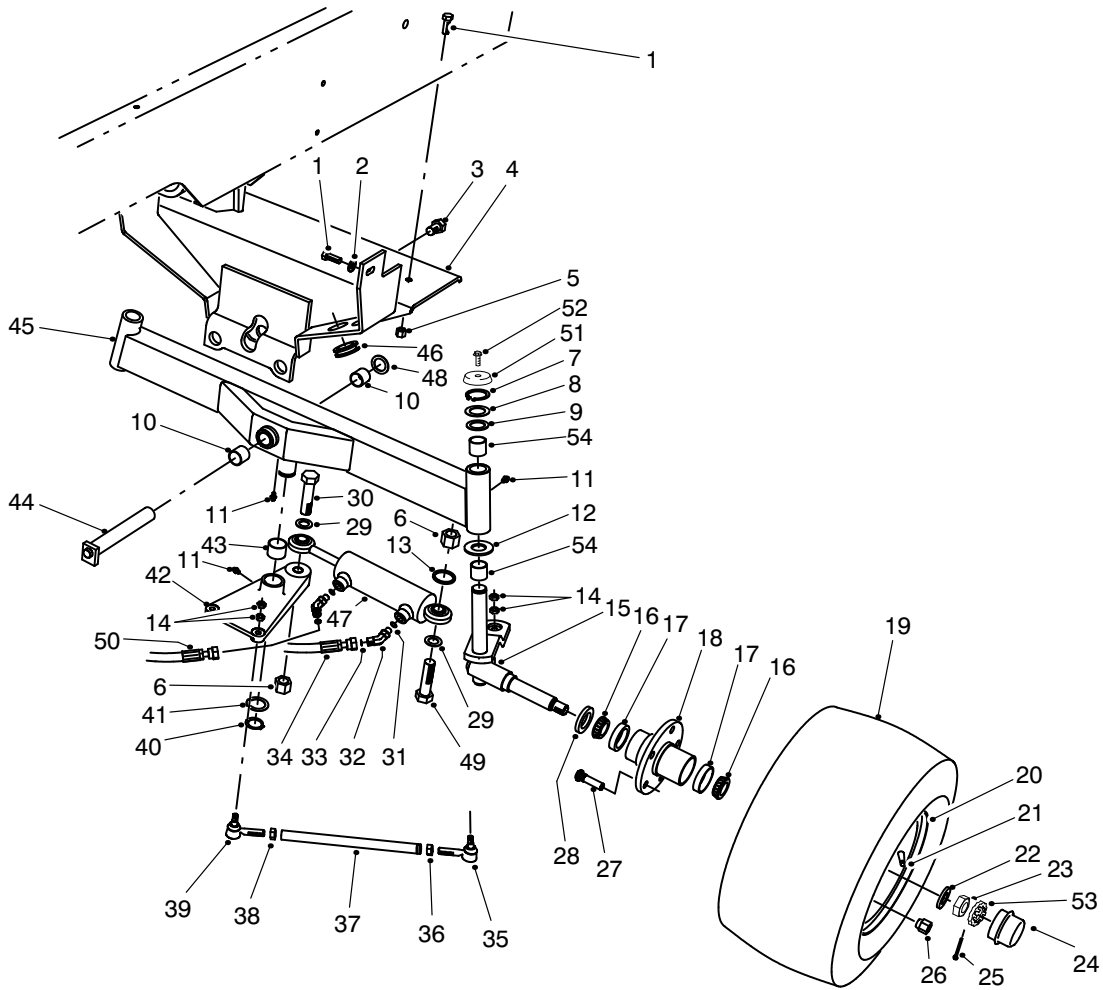
T-1915-2

REAR AXLE ASM

Ref. No.	Part No.	Description	No. Used
1	323-7	Screw-HH	4
2	3256-24	Washer-Flat	2
3	327-2	Screw-HH	1
4	93-0064	Support-Rear Axle	1
5	3296-39	Nut-Lock	2
6	32153-6	Nut-Lock	2
7	32151-36	Ring-Retaining	2
8	5-1226	Washer-Shim	3
9	10-8110	Washer-Thrust	2
10	67-1751	Bushing-Sleeve	2
11	302-5	Fitting-Grease	4
12	256-121	Washer-Thrust	2
13	67-7250	Spacer-Cylinder	1
14	3220-3	Nut-Jam	8
15	93-7001	Spindle-Rear LH	1
*	93-7000	Spindle-Rear RH	1
16	254-94	Cone-Bearing	4
17	254-72	Cup-Bearing	4
18	21-2820	Hub-Rear Wheel	2
19	231-141	Tire	2
20	217-121	Rim	2
21	232-35	Stem-Valve	2
22	93-0309	Washer-Tab	2

Ref. No.	Part No.	Description	No. Used
23	3220-7	Nut-Jam	2
24	241-119	Cap-Dust	2
25	3272-13	Pin-Cotter	2
26	242-50	Nut-Lug	10
27	10-6830	Stud-Drive	10
28	253-129	Seal-Grease	2
29	67-9410	Washer-Thrust	2
30	328-25	Screw-HH	1
31	237-78	O-Ring	2
32	340-103	Fitting-Hydraulic 45° (Incl. Ref. #31 & 33)	2
33	237-21	O-Ring	2
34	75-6230	Hose-Hydraulic	1
35	21-0141	Joint-Ball	2
36	3220-5	Nut-Jam	2
37	75-3130	Rod-Tie	2
38	3220-12	Nut-Jam LH Thread	2
39	21-0151	Joint-Ball LH Thread	2
40	32151-77	Ring-Retaining	1
41	76-2980	Washer-Thrust	1
42	75-4410	Asm-Pivot Plate (Incl. Ref. #11 & 43)	1
43	76-2970	Bushing-Sleeve	2

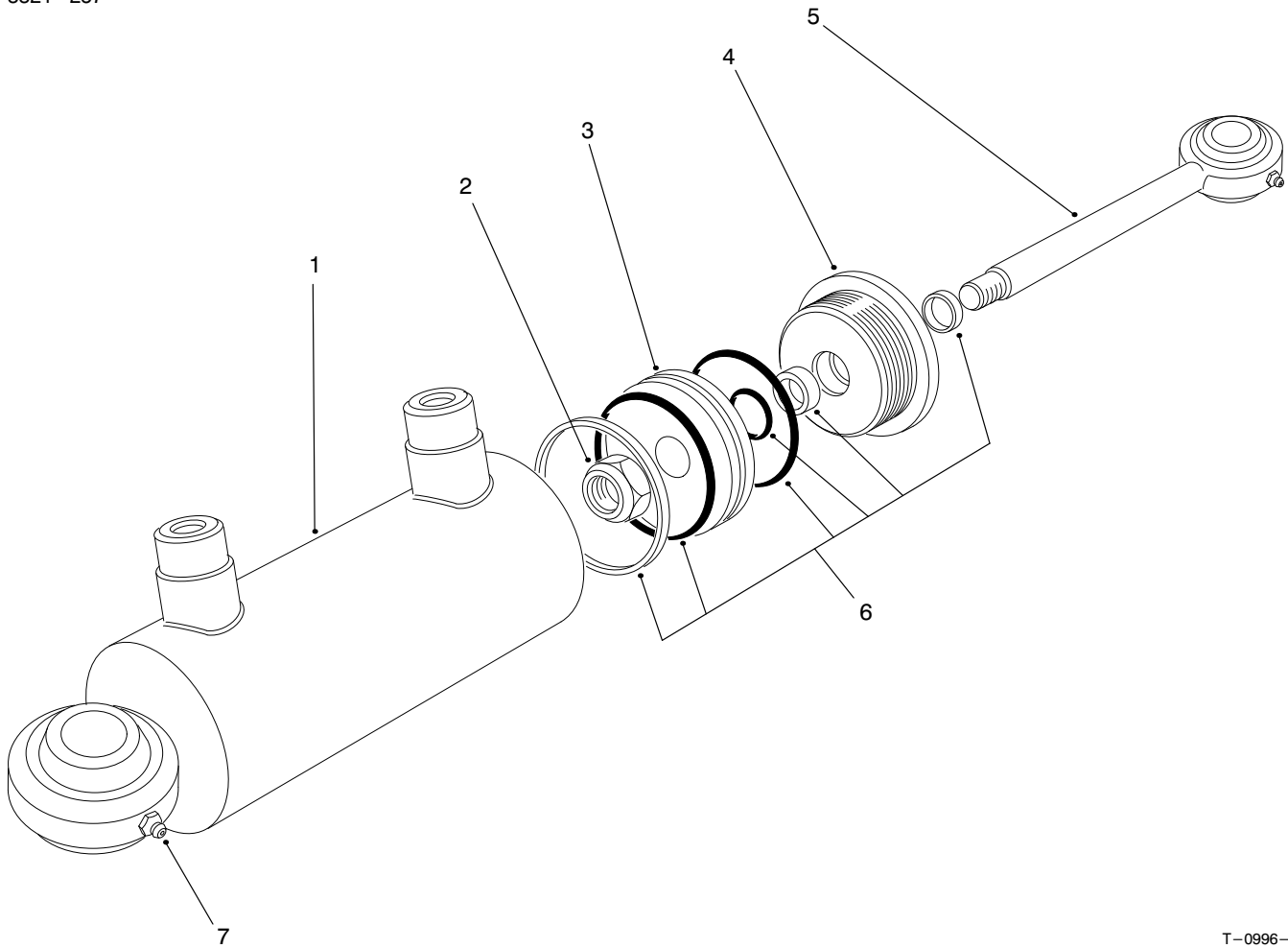
*Not Illustrated



T-1915-2

REAR AXLE ASM (Continued)

Ref. No.	Part No.	Description	No. Used	Ref. No.	Part No.	Description	No. Used
44	75-4180	Pin-Rear Axle Pivot	1	50	75-6230	Hose-Hydraulic	1
45	75-2900	Asm-Rear Axle (Incl. Ref. #10, 11 & 54)	1	51	66-2990	Cap-Spindle	2
46	237-165	Grommet	2	52	3234-13	Screw-Cap Flange Hd.	2
47	75-1200	Asm-Hydraulic Cylinder	1	53	93-0307	Retainer	2
49	328-27	Screw-HH	1	54	67-1750	Bushing-Sleeve	4



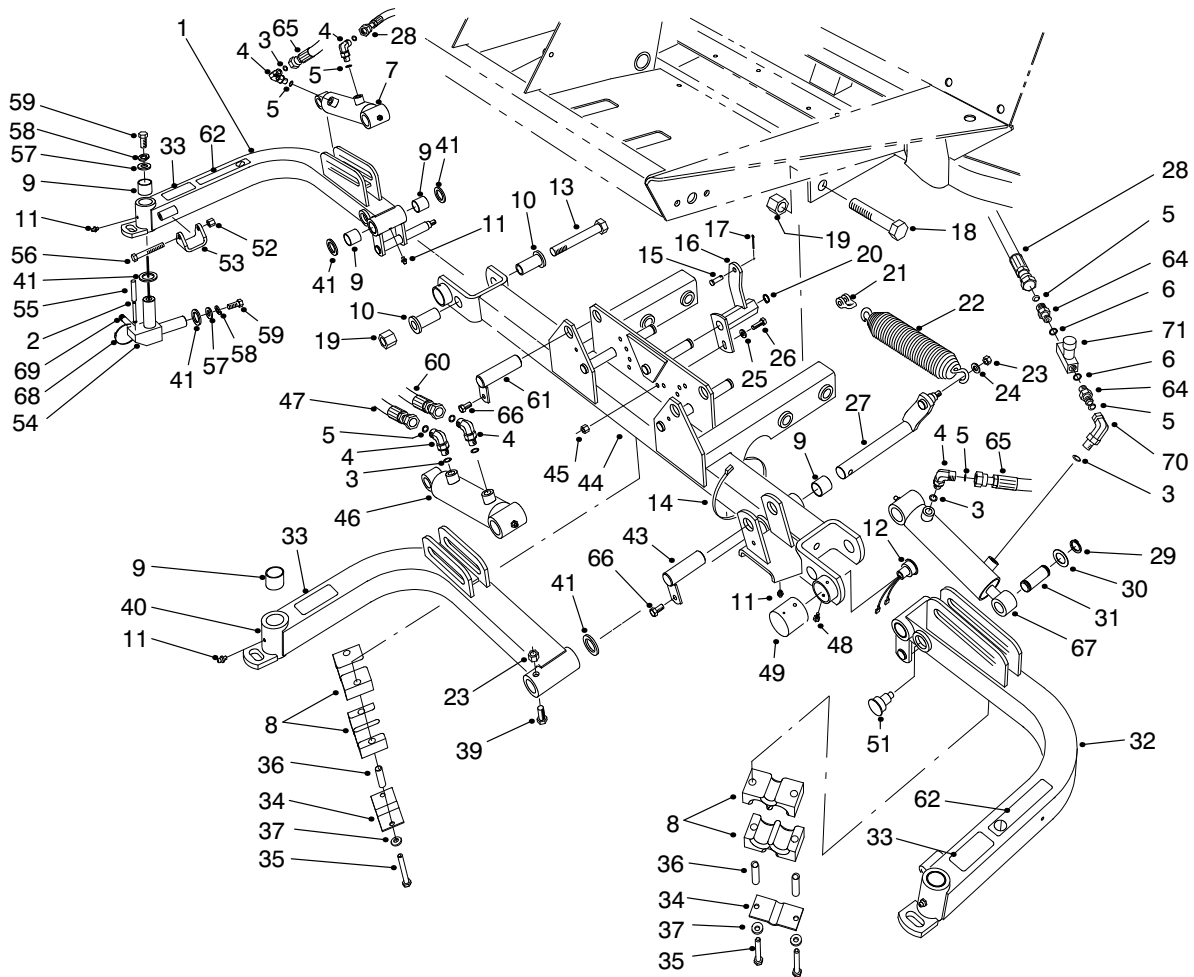
T-0996-1

HYDRAULIC CYLINDER NO. 75-1200

Ref. No.	Part No.	Description	No. Used
†1		Asm-Barrel	1
2	75-1210	Nut-Lock	1
3	75-1220	Piston	1
4	75-1260	Head-Internal	1

Ref. No.	Part No.	Description	No. Used
5	75-1230	Asm-Piston Rod	1
6	75-1250	Seal Kit	1
7	302-5	Fitting-Grease	2

†Not Serviced Separately



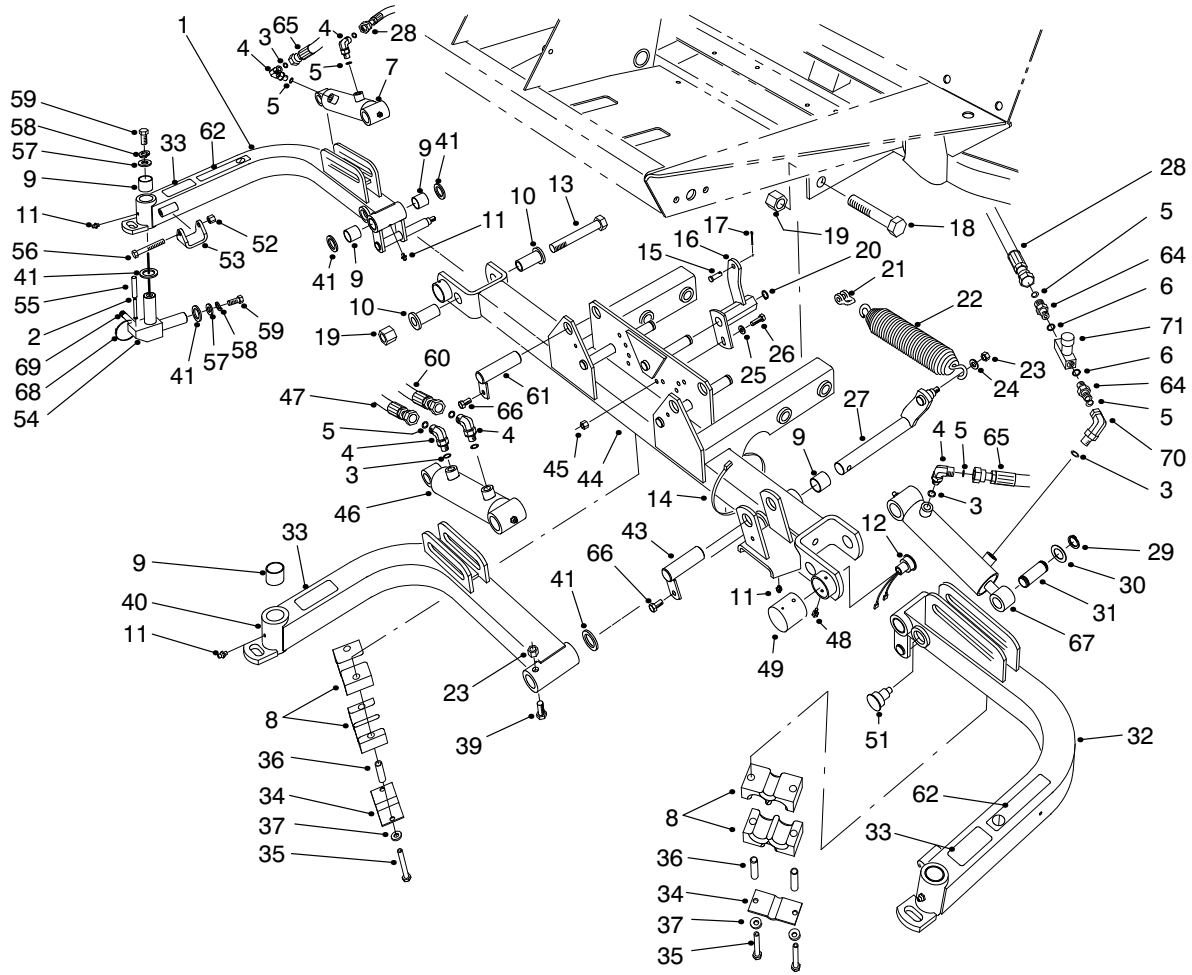
T-1059-6

FRONT LIFT ARMS ASM

Ref. No.	Part No.	Description	No. Used
1	94-5598	Asm-Lift Arm RH (Incl. Ref. #9 & 11)	1
2	32121-27	Pin-Roll	3
3	237-78	O-Ring	6
4	340-132	Fitting-Hydraulic 90° (Incl. Ref. #3 & 5)	5
5	237-21	O-Ring	8
6	237-42	O-Ring	2
7	98-8069	Asm-Hydraulic Cylinder	1
8	82-8170	Clamp-Hose	8
9	67-1750	Bushing-Sleeve	12
10	84-8320	Insert-Hinge	4
11	302-5	Fitting-Grease	6
12	92-8002	Sensor-Reed Switch	1
13	328-12	Screw-HH	2
14	3290-379	Tie-Cable	3
15	283-6	Pin-Clevis	3
16	75-5210	Bracket-Spring Center	1
*	75-5200	Bracket-Spring RH	1
*	75-5220	Bracket-Spring LH	1
17	3272-10	Pin-Cotter	3
18	328-7	Screw-HH	4
19	3296-51	Nut-Lock	6
20	32151-48	Ring-Retaining	3

Ref. No.	Part No.	Description	No. Used
21	282-4	Clevis-Spring	3
22	5-0743	Spring-Extension	3
23	3296-44	Nut-Lock	4
24	3256-24	Washer-Flat	3
25	3256-23	Washer-Flat	3
26	322-5	Screw-HH	3
27	75-4550	Shaft-Center Arm Pivot	1
28	75-5890	Hose-Hydraulic	2
29	32120-93	Ring-Retaining	6
30	3-6498	Washer-Thrust	6
31	75-5350	Pin-Cylinder Rod End	3
32	94-5800	Asm-Lift Arm LH (Incl. Ref. #9 & 11)	1
33	93-6696	Decal-Warning	3
34	93-7961	Clamp-Rubber	3
35	322-13	Screw-HH	6
36	93-7960	Spacer	6
37	3256-70	Washer-Flat	6
39	323-11	Screw-HH	1
40	94-5802	Asm-Lift Arm, Center (Incl. Ref. #9 & 11)	1
41	256-115	Washer-Thrust	11
43	83-6790	Pin-Cylinder (Short)	1

*Not Illustrated



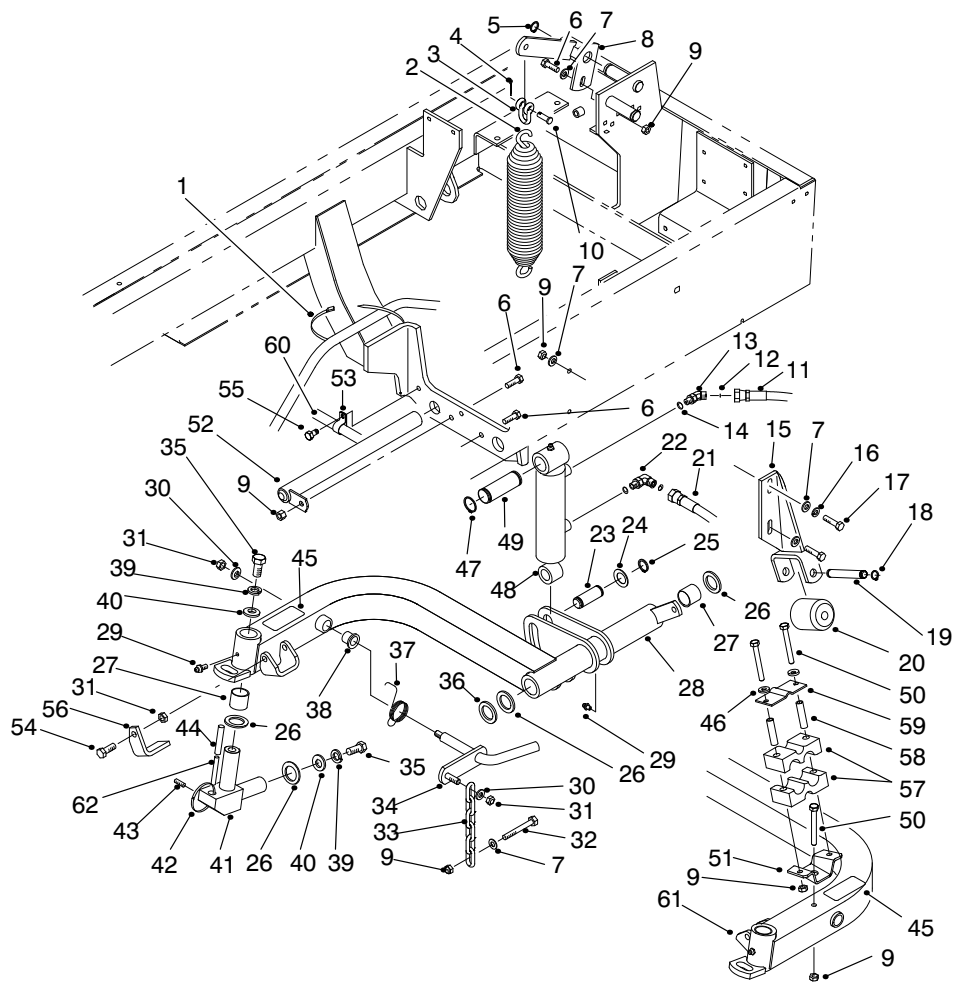
T-1059-6

FRONT LIFT ARMS ASM (Continued)

Ref. No.	Part No.	Description	No. Used
44	94-5808	Asm-Carrier Frame (Incl. Ref. #9 & 11)	1
45	3296-29	Nut-Lock	3
46	93-9310	Asm-Hydraulic Cylinder	1
47	75-5900	Hose-Hydraulic	1
48	32104-76	Screw-Thread Forming	2
49	75-6370	Cover-Sensor	1
51	92-8754	Actuator-Reed Switch	1
52	3296-39	Nut-Lock	2
53	75-5410	Bracket-Arm	2
54	75-3010	Joint-Arm	3
55	32121-122	Pin-Roll	3
56	323-12	Screw-HH	2
57	3256-6	Washer-Flat	6
58	3253-7	Washer-Lock	6
59	325-4	Screw-HH	6

Ref. No.	Part No.	Description	No. Used
60	75-5910	Hose-Hydraulic	1
61	83-6780	Pin-Cylinder (Long)	2
62	93-6687	Decal-No Step	2
64	340-1	Fitting-Straight (Incl. Ref. #5 & 6)	2
65	82-6490	Hose-Hydraulic	1
66	32144-14	Screw-Self Tapping	3
67	98-8068	Hydraulic Cylinder Asm.	1
68	3290-378	Tie-Cable	5
69	92-9097	Set Screw	3
70	340-143	Fitting-Hydraulic 90° (Incl. Ref. #3)	1
71	98-9742	Valve-Flow Control	1
*	93-6688	Decal-Hands/Feet (Mounted on Cutting Unit Frames)	3

* Not Illustrated

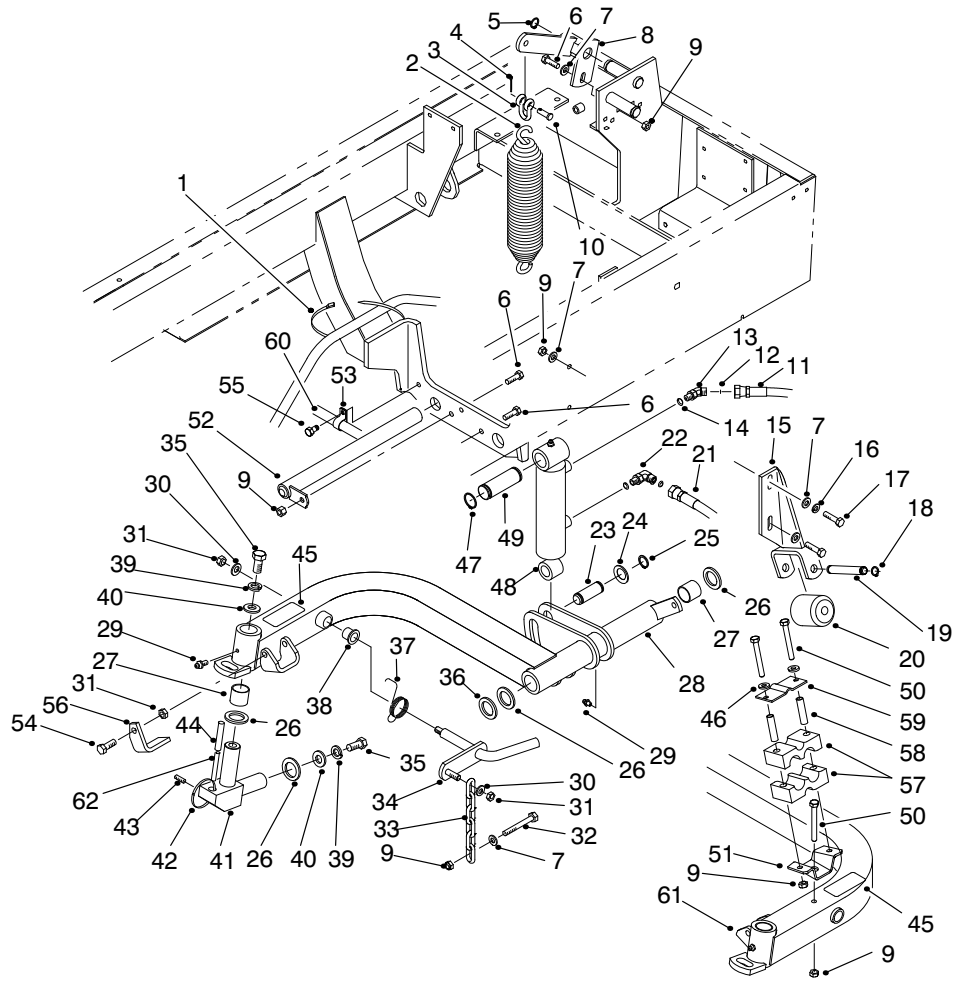


T-1880-4

REAR LIFT ARMS ASM

Ref. No.	Part No.	Description	No. Used	Ref. No.	Part No.	Description	No. Used
1	3290-379	Tie-Cable	4	23	75-5350	Pin-Cylinder Rod End	2
2	5-0743	Spring-Counterbalance	2	24	3-6498	Washer-Thrust	4
3	282-4	Clevis-Spring	2	25	32120-93	Ring-Retaining	4
4	3272-10	Pin-Cotter	2	26	256-115	Washer-Thrust	8
5	32151-48	Ring-Retaining	2	27	67-1750	Bushing-Sleeve	8
6	322-5	Screw-HH	3	28	94-5596	Asm-Lift Arm Rear RH (Incl. Ref. #27, 29 & 38)	1
7	3256-23	Washer-Flat	10	29	302-5	Fitting-Grease	4
8	98-4548	Bracket-Spring Rear RH	1	30	3256-24	Washer-Flat	4
*	98-4536	Bracket-Spring Rear LH	1	31	3296-39	Nut-Lock	6
9	3296-29	Nut-Lock	11	32	322-12	Screw-HH	2
10	283-6	Pin-Clevis	2	33	5-1096	Chain-Cutting Unit	2
11	75-6070	Hose-Hydraulic (Cap)	1	34	75-4590	Rod-Pivot	2
12	237-78	O-Ring	4	35	325-4	Screw-HH	4
13	340-103	Fitting-Hydraulic 45° (Incl. Ref. #12 & 14)	1	36	93-0142	Bushing-Straight	2
14	237-21	O-Ring	4	37	75-4520	Spring-Torsion RH	1
15	75-3810	Bracket-Roller	2	*	75-4530	Spring-Torsion LH	1
16	3253-4	Washer-Lock	2	38	256-287	Bushing-Flange	4
17	322-6	Screw-HH	4	39	3253-7	Washer-Lock	4
18	32151-61	Ring-Retaining	4	40	3256-6	Washer-Flat	4
19	75-5400	Shaft-Roller	2	41	75-3010	Joint-Arm	2
20	75-5390	Roller	2	42	3290-378	Tie-Cable	2
21	75-6180	Hose-Hydraulic RH (Rod)	2	43	92-9097	Set Screw	2
*	75-6080	Hose-Hydraulic LH (Rod)	1	44	32121-122	Pin-Roll	2
22	340-132	Fitting-Hydraulic 90° (Incl. Ref. #12 & 14)	3	45	93-6696	Decal-Warning	2

*Not Illustrated



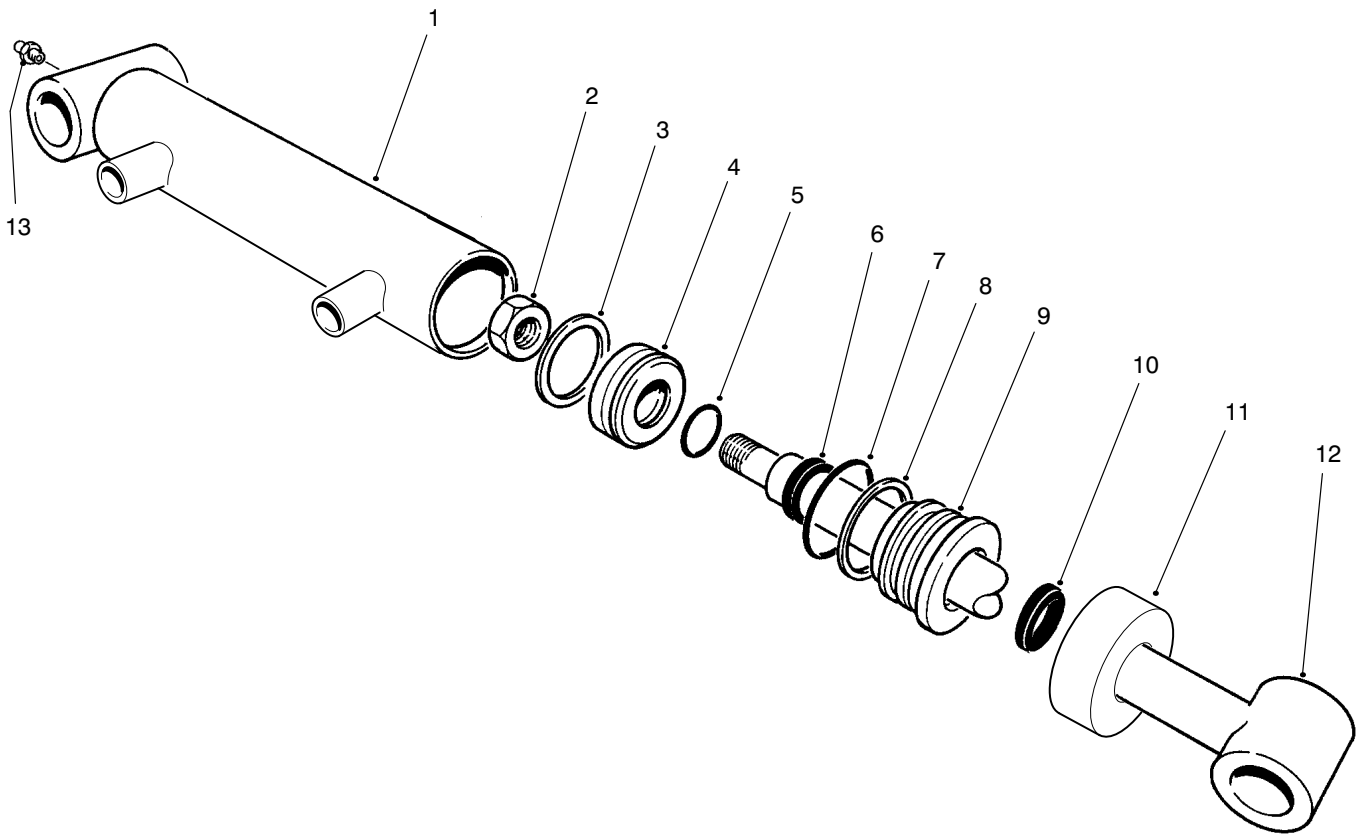
T-1880-4

REAR LIFT ARMS ASM (Continued)

Ref. No.	Part No.	Description	No. Used
46	3256-70	Washer-Plain	2
47	32151-36	Ring-Retaining	4
48	93-9311	Asm-Hydraulic Cylinder	2
49	75-5360	Pin-Cylinder Cap End	2
50	322-13	Screw-HH	3
51	94-4919	Bracket-Clamp, Hose	1
52	93-0069	Pin-Pivot	2
54	323-6	Screw-HH	2
56	93-3640	Stop-Reel RH	1
*	83-5170	Stop-Reel LH	1

Ref. No.	Part No.	Description	No. Used
57	82-8170	Clamp	2
58	93-7960	Spacer	2
59	93-7961	Clamp	1
61	94-5594	Asm-Lift Arm Rear LH (Incl. Ref. #27, 29 & 38)	1
62	32121-27	Pin-Roll	2
*	93-6688	Decal-Hands/Feet (Mounted on Cutting Unit Frames)	2

*Not Illustrated



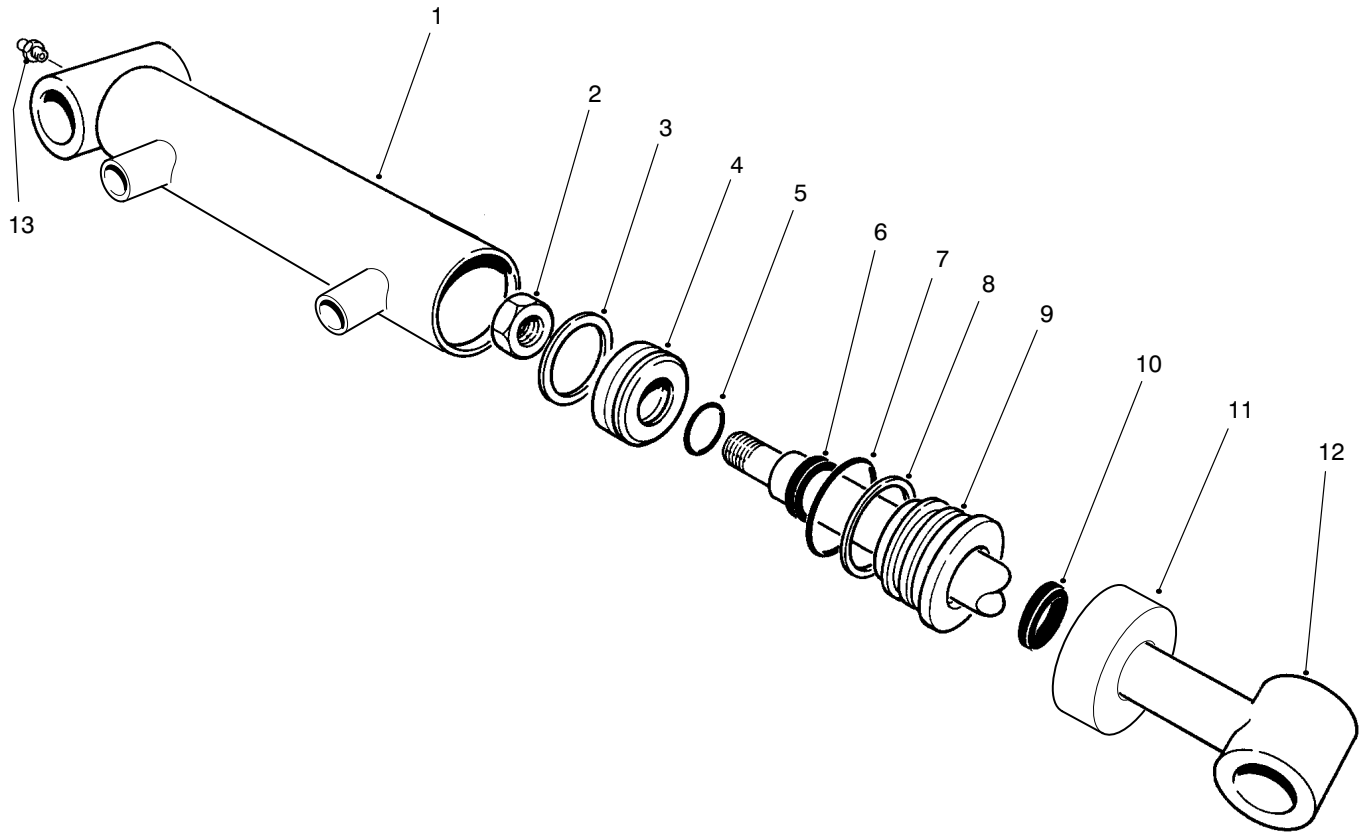
T-2114-2

HYDRAULIC CYLINDER NO. 93-9311

Ref. No.	Part No.	Description	No. Used
†1	93-9313	Asm-Barrel	1
2	32152-10	Nut	1
†3		Uni-ring	1
4	70-2780	Piston	1
†5		O-Ring	1
†6		Seal-Rod	1
†7		O-Ring	1
†8		Backup	1

Ref. No.	Part No.	Description	No. Used
9	93-7990	Head	1
†10		Seal-Dust	1
11	93-7991	Collar	1
12	75-3790	Shaft and Tube	1
13	302-5	Fitting-Grease	1
*	86-7330	Seal Repair Kit (Incl. Ref. #3, 5-8 & 10)	1

*Not Illustrated
 †Not Serviced Separately



T-2114-2

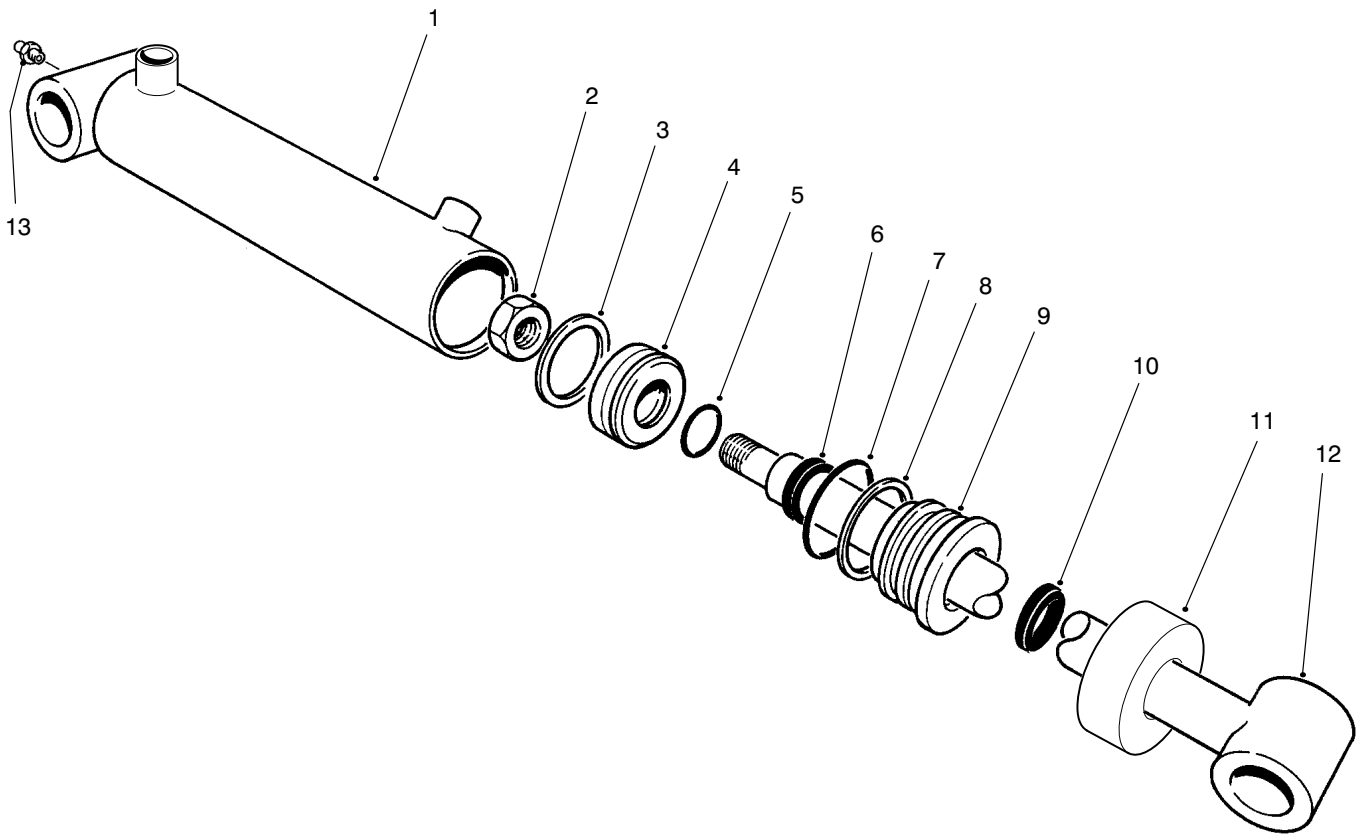
HYDRAULIC CYLINDER NO. 93-9310

Ref. No.	Part No.	Description	No. Used
1	93-9312	Asm-Barrel	1
2	32152-10	Nut	1
†3		Uni-ring	1
4	70-2780	Piston	1
†5		O-Ring	1
†6		Seal-Rod	1
†7		O-Ring	1
†8		Backup	1

Ref. No.	Part No.	Description	No. Used
9	93-7990	Head	1
†10		Seal-Dust	1
11	93-7991	Collar	1
12	75-3790	Shaft and Tube	1
13	302-5	Fitting-Grease	1
*	86-7330	Seal Repair Kit (Incl. Ref. #3, 5-8 & 10)	1

*Not Illustrated

†Not Serviced Separately



T-2115-1

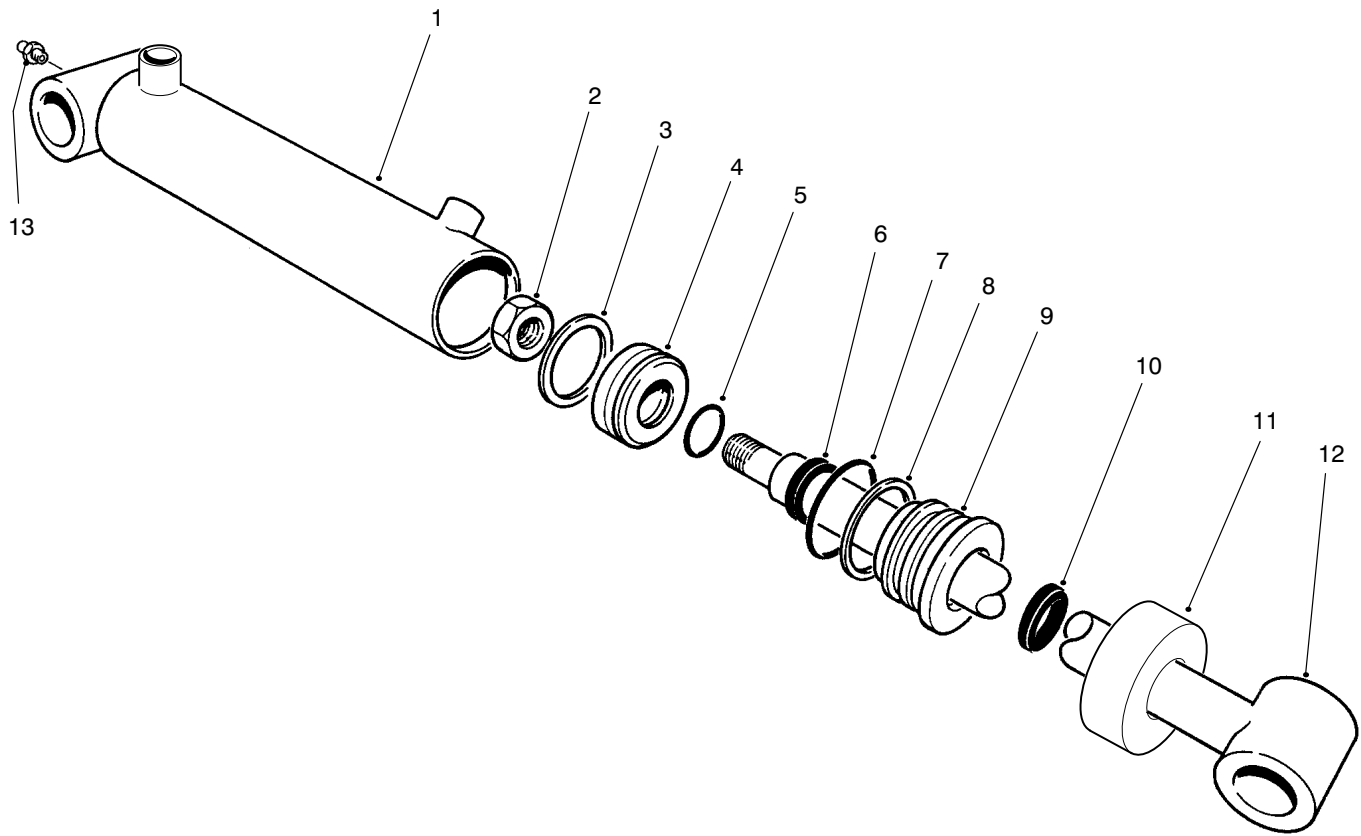
HYDRAULIC CYLINDER NO. 98-8069

Ref. No.	Part No.	Description	No. Used
1	93-7558	Asm-Barrel	1
2	32152-10	Nut	1
†3		Uni-ring	1
4	84-1710	Piston	1
†5		O-Ring	1
†6		Seal-Rod	1
†7		O-Ring	1
†8		Backup	1

Ref. No.	Part No.	Description	No. Used
9	98-7354	Head	1
†10		Seal-Dust	1
11	93-7994	Collar	1
12	84-1740	Shaft and Tube	1
13	302-5	Fitting-Grease	1
*	84-1760	Seal Repair Kit (Incl. Ref. #3, 5-8 & 10)	1

*Not Illustrated

†Not Serviced Separately



T-2115-1

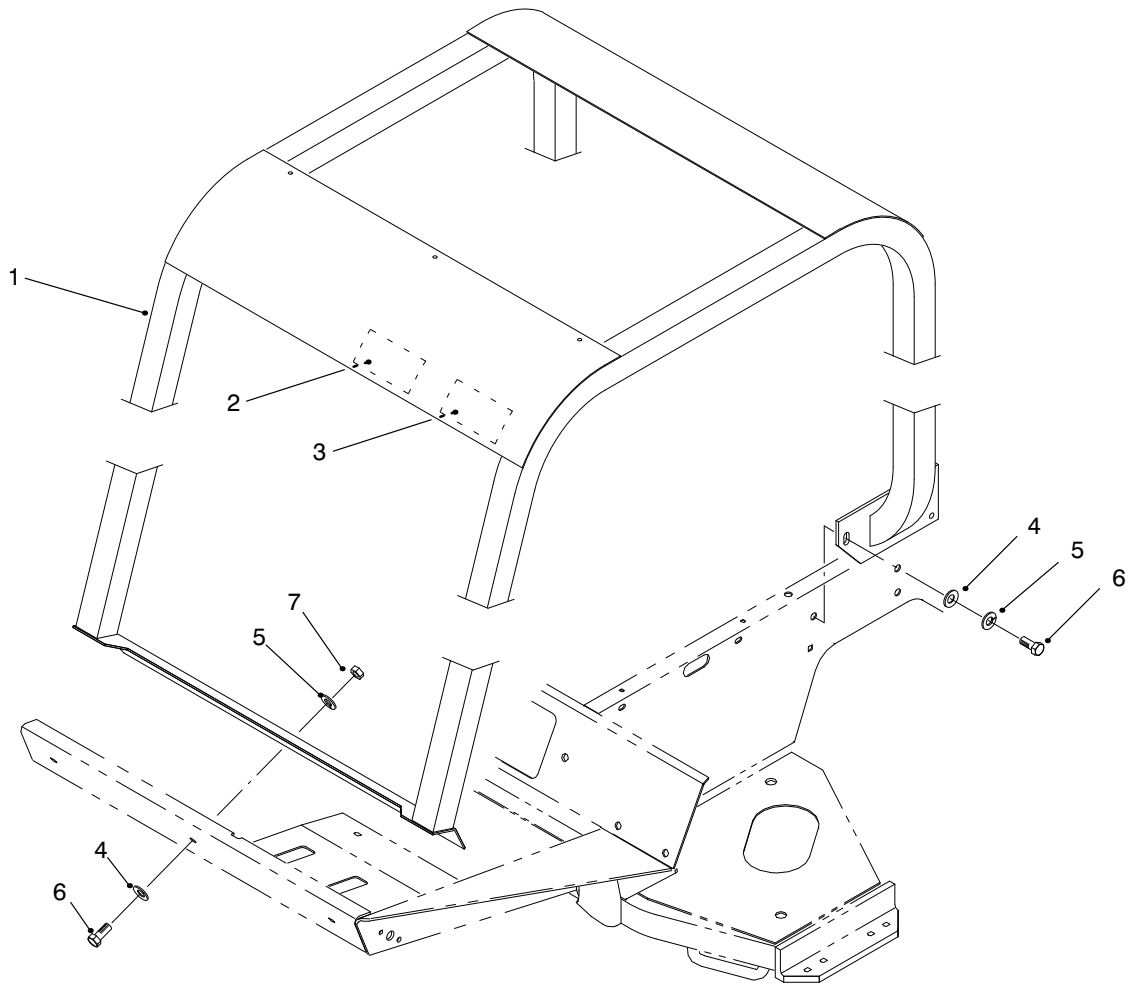
HYDRAULIC CYLINDER NO. 98-8068

Ref. No.	Part No.	Description	No. Used
1	93-7557	Asm-Barrel	1
2	32152-10	Nut	1
†3		Uni-ring	1
4	70-2780	Piston	1
†5		O-Ring	1
†6		Seal-Rod	1
†7		O-Ring	1
†8		Backup	1

Ref. No.	Part No.	Description	No. Used
9	98-7353	Head	1
†10		Seal-Dust	1
11	93-7991	Collar	1
12	75-2120	Shaft and Tube	1
13	302-5	Fitting-Grease	1
*	86-7330	Seal Repair Kit (Incl. Ref. #3, 5-8 & 10)	1

*Not Illustrated

†Not Serviced Separately



T-1959-1

ROLL OVER PROTECTION SYSTEM (R.O.P.S.) (Optional)

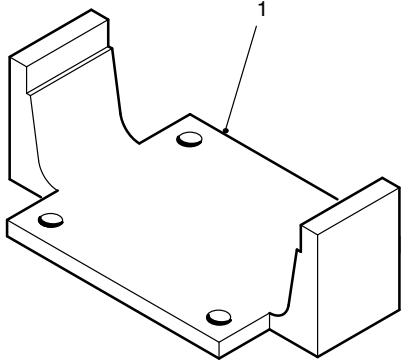
Ref. No.	Part No.	Description	No. Used
1	83-7410	Roll-Bar	1
2	85-9980	Decal-R.O.P.S.	1
2	93-8073	Decal-R.O.P.S. (Europe)	1
3	83-7430	Decal-Danger	1
3	93-8050	Decal-Danger (Europe)	1
3	84-4300	Decal-Danger (Japan)	1
4	3256-26	Washer-Flat	9

Ref. No.	Part No.	Description	No. Used
5	3253-7	Washer-Lock	9
6	325-5	Screw-HH	9
7	3217-9	Nut-Lock	3
*	21-4191	Asm-Seat Belt	1
*	3212-4	Screw-HH	2
*	3253-6	Washer-Lock	2

*Not Illustrated

SPECIAL TOOLS

AXLE TOOL NO. *TOR859920



T-1325-1

Ref. No.	Part No.	Description	No. Used
1		Tool-Axle	1

*Obtain these items directly from OTC 2013 4th St. Owatonna, MN. 55060 1-800-533-0492
(in Minnesota and Canada 1-507-455-7050) Fax. 507-455-7011.

TORO PART NUMBER INDEX

3321-257

Part No.	Description	Pg. No.	Ref. No.	Qty.	Part No.	Description	Pg. No.	Ref. No.	Qty.
3-6498	Washer-Thrust	30	22	2	43-6750	Cup-Bearing, Tapered	26	10	1
3-6498	Washer-Thrust	75	24	4	43-6760	Cone-Bearing, tapered	26	9	1
3-6498	Washer-Thrust	73	30	6	43-6810	Spider-Torque	28	5	2
3-6657	Clamp-Cable	7	29	1	44-2210	Asm-Lights, Warning	4	32	1
3-6657	Clamp-Cable	37	51	1	46-6550	Connector-Fuel, Elbow 90°	22	19	1
5-0652	Spacer	6	42	1	46-6560	Grommet	22	20	2
5-0743	Spring-Counterbalance	75	2	2	46-8091	Screw-HH	1	7	4
5-0743	Spring-Extension	73	22	3	47-0110	Spacer-Spindle	36	6	1
5-1096	Chain-Cutting Unit	75	33	2	48-7430	Pre-Cleaner	67	4	1
5-1226	Washer-Shim	70	8	3	48-7890	Nut-Hex.	36	22	1
10-6830	Stud-Drive	70	27	10	49-6440	Plate-Traction Pedal	6	11	1
10-8110	Washer-Thrust	70	9	2	57-6390	Nut-Lock	36	24	1
21-0141	Joint-Ball	70	35	2	61-2790	Screen-Filler	14	3	1
21-0151	Joint-Ball LH Thread	70	39	2	62-5550	Decal-TORO	1	1	1
21-2820	Hub-Rear Wheel	70	18	2	62-5550	Decal-Toro	67	7	1
21-4191	Asm-Seat Belt	81	*	1	62-7400	Decal-TORO	1	16	1
21-7670	Case-Differential	27	33	1	62-7650	Gasket-Sending Unit	22	6	1
21-7690	Gear-Pinion	26	6	2	63-6890	Hinge-Hood RH	1	17	1
21-7700	Shaft-Pinion Mate	27	31	1	63-6900	Hinge-Hood LH	1	17	1
21-7710	Pin-Roll	27	30	1	63-7590	Relay-Starter	33	42	1
21-7720	Washer-Thrust	26	4	2	63-7610	Hose-Fuel	22	5	1
21-7730	Washer-Thrust	26	7	2	63-7640	Unit-Sending	22	7	1
21-7770	Screw-Drive Gear	27	32	5	63-7732	Cable-Brake RH	6	*	1
21-8020	Spacer-Front Pinion	27	25	1	63-7733	Cable-Brake LH	6	29	1
21-8090	Diff. Adjust. Shim .003	27	38	A/R	63-7880	Pin-Brake Latch	6	28	1
21-8100	Diff. Adjust. Shim .005	27	37	A/R	63-7900	Rack-Parking Brake	4	20	1
21-8110	Diff. Adjust. Shim .010	27	36	A/R	63-8140	Pulley-Idler	36	46	1
21-8120	Diff. Adjust. Shim .030	27	35	A/R	63-8360	Key-Ignition	11	9	1
21-8180	Bearing	28	3	2	63-8410	Washer-Flat	22	24	3
21-8270	Pin-Dowel	26	3	2	63-8410	Washer-Flat	14	37	3
21-8360	Clip-Retaining	28	10	2	63-9920	Decal-EEC 105	7	46	1
21-8390	Cup-Bearing	27	24	1	65-5100	Handle	1	5	2
21-9260	Seal-Shaft	4	27	1	66-2490	Clamp-Battery	67	17	1
21-9370	Screw-Adjusting	28	7	2	66-2920	Washer-Friction	7	32	2
21-9380	Nut-Pivot	28	8	2	66-2920	Washer-Nylon	12	50	3
21-9390	Socket-Adjusting Screw	28	6	2	66-2920	Washer-Nylon	2	50	4
21-9420	Spring-Shoe Return, LH	28	17	2	66-2990	Cap-Spindle	71	51	2
21-9430	Spring-Shoe Return, RH	28	18	2	66-3180	Tube-Vent	33	26	1
21-9440	Spring-Adjusting Screw	28	14	2	66-3240	Cap-Radiator	33	13	1
21-9450	Shield-Dust	28	4	2	66-4190	Spring	7	37	1
21-9460	Retainer-Brake, Parking	28	15	4	66-6480	Washer-Flat	24	44	4
23-2270	Bushing-Rubber	30	26	1	66-8121	Standpipe-Elbow 90°	22	18	1
23-7270	Nut-Lug	24	2	10	66-8520	Bumper-Down-stop	8	17	2
24-0760	Exchanger-Heat	33	45	1	66-8530	Adjuster	8	16	1
24-8790	Gear-Bevel, Differential	26	5	2	66-8560	Nut-Push	8	11	4
24-8840	Ring-Bearing, Wheel	28	22	2	66-8610	Weldment-Lower	8	10	1
24-9180	Lever, Brake, Parking	28	19	2	66-8800	Relay-Glow Plug	34	56	1
25-8640	Screw-HH	7	25	2	66-9290	Spacer	8	15	6
27-2360	Asm-Ignition Switch	11	19	1	66-9770	Seal	5	28	1
27-3710	Dipstick-Axle	25	48	1	66-9780	Bushing	5	29	1
27-6852	Shaft-Axle, Flanged RH	28	*	1	66-9860	Upper Cover & Jacket	5	37	1
27-6862	Shaft-Axle, Flanged LH	28	1	1	66-9870	Plate-Retaining	5	38	1
28-0670	Seal-Oil	28	13	2	66-9880	Washer-Retaining Plate	5	39	1
28-0680	Drum-Brake	28	11	2	66-9890	Ring-Retaining	5	40	1
28-1280	Boot-Cable	67	44	1	66-9900	Shaft-Input	5	41	1
29-6162	Switch-Neutral	30	6	1	66-9970	Kit-Spring	5	*	1
38-3400	Guard-Rubber	18	8	2	66-9980	Kit-Seal	5	*	1
42-6080	Shim-Axle	24	43	A/R	66-9990	Kit-Needle Roller	5	*	1
42-9560	Stud	35	28	4	67-1630	Spacer-Fan	36	11	1
42-9600	Washer-Lock	35	17	2	67-1750	Bushing-Sleeve	73	9	12
42-9600	Washer-Lock	36	32	14	67-1750	Bushing-Sleeve	75	27	8
42-9850	Washer-Lock	35	12	9	67-1750	Bushing-Sleeve	71	54	4
42-9850	Washer-Lock	36	23	2	67-1751	Bushing-Sleeve	70	10	2
43-0090	Screw-HH	35	16	2	67-7160	Block-Fuse	11	21	2
43-0090	Screw-HH	36	31	14	67-7250	Spacer-Cylinder	70	13	1
43-5930	Washer-Lock	36	21	1	67-9410	Washer-Thrust	70	29	2
43-6710	Diff. Adjust. Shim .003	26	15	A/R	68-5140	Cap-Steering Wheel	4	7	1
43-6711	Diff. Adjust. Shim .005	26	16	A/R	68-5370	Decal-TORO	4	5	1
43-6712	Diff. Adjust. Shim .010	26	17	A/R	68-6150	Breather-Hydraulic Tank	14	2	1
43-6713	Diff. Adjust. Shim .030	26	18	A/R	69-8930	Washer-Flat	20	13	8

*Not Illustrated

TORO PART NUMBER INDEX (Cont.)

Part No.	Description	Pg. No.	Ref. No.	Qty.	Part No.	Description	Pg. No.	Ref. No.	Qty.
69-8960	Spacer	20	29	4	75-0310	Shim	29	40	1
70-2780	Piston	77	4	1	75-0320	Nipple	29	37	1
70-2780	Piston	78	4	1	75-0330	Seal-Lip	29	34	1
70-2780	Piston	80	4	1	75-0340	Bearing-Needle	29	33	1
70-8570	Breaker-Circuit, 40 Amp	12	*	2	75-0350	Pin	29	31	1
71-3381	Hose-Fuel	67	37	1	75-0360	Gerotor	29	30	1
71-4330	Seal	27	41	1	75-0370	O-Ring	29	29	1
71-4350	Nut	26	20	1	75-0380	Plate-Valve	29	15	1
72-3570	Shim .094-Diff. Adjust.	26	22	A/R	75-0390	Plate-Swash	29	12	1
72-3571	Shim .096-Diff. Adjust.	26	*	A/R	75-0400	Plate-Thrust	29	13	2
72-3572	Shim .098-Diff. Adjust.	26	*	A/R	75-0410	O-Ring	29	3	1
72-3573	Shim .100-Diff. Adjust.	26	22	A/R	75-0430	Ring-Retaining	29	1	1
72-3574	Shim .102-Diff. Adjust.	26	*	A/R	75-0440	Shaft-Motor	29	45	1
72-3575	Shim .104-Diff. Adjust.	26	*	A/R	75-0450	Collar	29	50	1
72-3576	Shim .106-Diff. Adjust.	26	*	A/R	75-0460	Bearing-Ball	29	51	2
72-3577	Shim .108-Diff. Adjust.	26	*	A/R	75-0470	Kit-Cylinder Block	29	14	2
72-3578	Shim .110-Diff. Adjust.	26	*	A/R	75-0480	Pin	29	10	2
72-3580	Shim .112-Diff. Adjust.	26	*	A/R	75-0500	Bearing-Needle	29	16	2
72-3581	Shim .114-Diff. Adjust.	26	*	A/R	75-0510	Pin	29	17	1
72-3582	Shim .116-Diff. Adjust.	26	*	A/R	75-0520	Bearing-Ball	29	4	1
72-3583	Shim .118-Diff. Adjust.	26	*	A/R	75-0550	Strainer-Suction	14	29	1
72-3584	Shim .120-Diff. Adjust.	26	*	A/R	75-0560	Asm-Steering Wheel	4	4	1
72-3585	Shim .125-Diff. Adjust.	26	*	A/R	75-0570	Cable-Hood	1	21	1
72-3586	Shim .127-Diff. Adjust.	26	*	A/R	75-0600	Asm-Steering Valve	4	26	1
72-3587	Shim .129-Diff. Adjust.	26	*	A/R	75-0610	Tread-Foot RH	2	*	1
72-3588	Shim .131-Diff. Adjust.	26	*	A/R	75-0620	Tread-Foot LH	2	39	1
72-3590	Shim .133-Diff. Adjust.	26	*	A/R	75-0630	Tread-Foot Center	2	37	1
72-3591	Shim .135-Diff. Adjust.	26	*	A/R	75-0640	Tread-Footrest RH	2	*	1
72-3592	Shim .137-Diff. Adjust.	26	*	A/R	75-0650	Tread-Footrest LH	2	35	1
72-3593	Shim .139-Diff. Adjust.	26	*	A/R	75-0721	Housing-Lower	27	34	1
72-3594	Shim .141-Diff. Adjust.	26	*	A/R	75-0920	Cartridge-Relief 3000 psi	17	13	1
72-3595	Shim .143-Diff. Adjust.	26	*	A/R	75-0930	Hook-Oil Cooler	33	6	4
72-3596	Shim .145-Diff. Adjust.	26	*	A/R	75-1010	Asm-Switch, Toggle	11	16	1
72-3597	Shim .147-Diff. Adjust.	26	*	A/R	75-1040	Cooler-Oil	34	52	1
72-3598	Shim .149-Diff. Adjust.	26	*	A/R	75-1180	Manifold	19	7	2
72-3600	Shim .151-Diff. Adjust.	27	22	A/R	75-1180	Manifold-Hydraulic	18	23	1
72-9420	Asm-Vent Tube	27	39	1	75-1200	Asm-Hydraulic Cylinder	71	47	1
74-0720	Tube-Manual	7	11	1	75-1210	Nut-Lock	72	2	1
74-3810	Asm-Load Plate	21	9	1	75-1220	Piston	72	3	1
74-5520	Clutch-Fan	36	1	1	75-1230	Asm-Piston Rod	72	5	1
74-5950	Asm-Swell Latch	11	5	1	75-1250	Seal Kit	72	6	1
74-5950	Asm-Swell Latch	2	44	3	75-1260	Head-Internal	72	4	1
74-9100	Pad-Forward	6	12	1	75-1300	Asm-Hydraulic Filter Head	14	31	1
74-9110	Pad-Reverse	6	14	1	75-1310	Element-Hydraulic Filter	14	34	1
75-0012	Asm-Transmission	24	34	1	75-1330	Filter-Oil	24	31	1
75-0020	Housing	29	5	1	75-1340	Valve-Power Steering	5	*	1
75-0030	Gasket-Housing	29	46	1	75-1390	Panel-Access	2	38	1
75-0040	Center Section	29	18	1	75-1410	Panel-Floor	2	36	1
75-0060	Plug	29	20	4	75-1420	Cover-Steering Tower	1	2	1
75-0070	Plug	29	41	1	75-1430	Asm-Brake Pedal RH	6	35	1
75-0090	Screw-HH	29	9	8	75-1440	Pedal-Brake LH	6	33	1
75-0110	Screw-HH	29	35	2	75-1470	Shaft-Brake Pedal	6	36	1
75-0120	Screw-HH	29	28	1	75-1490	Rod-Parking Brake	4	13	1
75-0130	Screw-HH	29	24	3	75-2010	Cartridge-Relief 2000 psi	17	14	1
75-0140	Spring-Conical	29	26	1	75-2120	Shaft and Tube	80	12	1
75-0150	Guide-Seal	29	2	1	75-2170	Tube-Pump Control	6	37	1
75-0160	Plug-Pipe	29	47	1	75-2810	Clamp-Steering Valve	4	3	1
75-0170	Plug-Straight Thread	29	19	4	75-2851	Hose-Expansion Tank	33	16	1
75-0180	Screw-HH	29	36	2	75-2900	Asm-Rear Axle	71	45	1
75-0190	Plug-Special	29	27	2	75-2970	Pedal-Traction	6	13	1
75-0200	Plug-Straight Thread	29	38	2	75-3010	Joint-Arm	75	41	2
75-0210	O-Ring	29	6	2	75-3010	Joint-Arm	74	54	3
75-0220	Pin	29	48	2	75-3110	Collar-Transmission	24	14	1
75-0230	Seal-Lip	29	8	1	75-3130	Rod-Tie	70	37	2
75-0240	O-Ring	29	21	6	75-3270	Lever-Traction Pivot	6	8	1
75-0250	Pin-Slotted	29	54	1	75-3390	Bracket-Backlap	34	55	1
75-0260	Valve-Relief	29	23	4	75-3400	Shaft-Seat Pivot	7	15	1
75-0270	Spring	29	39	1	75-3430	Rod-Throttle	7	33	1
75-0280	Spring	29	42	1	75-3480	Weldment-Upper	8	23	1
75-0290	Spring	29	22	2	75-3510	Bolt-Shoulder	8	26	2

*Not Illustrated

TORO PART NUMBER INDEX (Cont.)

Part No.	Description	Pg. Ref. No. No. Qty.	Part No.	Description	Pg. Ref. No. No. Qty.
75-3530	Spring-Compression	8 3 1	75-6380	Shaft-Fan	36 3 1
75-3540	Pin-Roll	8 6 1	75-6490	Lever-Pedal Stop	6 20 1
75-3550	Bumper-Seat	8 7 2	75-6510	Lever-Bracket	6 16 1
75-3580	Plate-Mounting, Seat	8 2 1	75-6550	Disc-Friction	6 17 1
75-3680	Rod-Seat	7 20 1	75-6580	Cable-Pedal	6 7 1
75-3780	Fan	36 2 1	75-6640	Fitting-Hydraulic 90°	16 20 2
75-3790	Shaft and Tube	77 12 1	75-6680	Bar-Weight	67 8 1
75-3790	Shaft and Tube	78 12 1	75-6720	Plate-Locating	17 29 2
75-3810	Bracket-Roller	75 15 2	75-6730	Plate-Detent	17 27 2
75-3860	Fender-LH	1 29 1	75-6770	Nut-Jam	17 25 4
75-4080	Plate-Traction	30 15 1	75-6820	Meter-Hour	12 47 1
75-4100	Control-Pump	30 25 1	75-6840	Knob-Knurled	2 42 3
75-4130	Plate-Switch	30 7 1	75-6850	Tube-Oil Fill	24 47 1
75-4180	Pin-Rear Axle Pivot	71 44 1	75-6870	Hose-Hydraulic Suction	14 28 1
75-4360	Bracket-Switch	7 8 1	75-6870	Hose-Suction	31 1 1
75-4370	Bracket-Switch (Seat)	7 3 1	75-6880	Screen-Spark Arrester	35 * 1
75-4400	Adaptor-Transmission	31 8 1	75-6930	Valve-SCR	29 52 1
75-4410	Asm-Pivot Plate	70 42 1	76-1910	Shaft-Pivot	8 12 2
75-4450	Hub-Fan Drive	36 9 1	76-1920	Bushing-Sleeve	8 9 4
75-4520	Spring-Torsion RH	75 37 1	76-1930	Knob-Tension Adjustment	8 19 1
75-4530	Spring-Torsion LH	75 * 1	76-1940	Spring-Extension	8 14 2
75-4550	Shaft-Center Arm Pivot	73 27 1	76-2940	Bumper-Rubber	8 8 2
75-4590	Rod-Pivot	75 34 2	76-2970	Bushing-Sleeve	70 43 2
75-4700	Hose-Fuel	22 12 1	76-2980	Washer-Thrust	70 41 1
75-4701	Hose-Fuel Vent	33 28 1	76-8640	Stud-Traction	30 23 1
75-4720	Fitting-Hydraulic 90°	24 26 1	76-8730	Decal-Bolt Torque	24 1 2
75-5200	Bracket-Spring RH	73 * 1	76-9430	Spring-Extension	30 8 1
75-5210	Bracket-Spring Center	73 16 1	77-2870	Weldment-Hanger	8 18 1
75-5220	Bracket-Spring LH	73 * 1	80-4860	Pin-Clevis	8 1 1
75-5310	Spacer-Bearing	36 8 1	82-3110	Switch	62 16 1
75-5350	Pin-Cylinder Rod End	75 23 2	82-6490	Hose-Hydraulic	74 65 1
75-5350	Pin-Cylinder Rod End	73 31 3	82-8170	Clamp	20 35 4
75-5360	Pin-Cylinder Cap End	76 49 2	82-8170	Clamp	76 57 2
75-5390	Roller	75 20 2	82-8170	Clamp-Hose	73 8 8
75-5400	Shaft-Roller	75 19 2	82-8170	Clamp-Rubber	18 20 4
75-5410	Bracket-Arm	74 53 2	82-8520	Detent Assembly Kit	17 * 2
75-5470	Spacer	30 12 2	82-9060	Adjuster W/Handle	8 13 1
75-5720	Hose-Hydraulic	14 19 1	83-1030	Mount-Engine	36 37 4
75-5740	Box-Control	11 24 1	83-4780	Housing-Charge Pump	29 32 1
75-5780	Hinge-Cover	2 51 1	83-4910	Coupler-Pinion	27 40 1
75-5780	Hinge-Cover	12 59 1	83-5130	Spacer-Pinion	26 21 1
75-5810	Tool Box	1 26 1	83-5170	Stop-Reel LH	76 * 1
75-5890	Hose-Hydraulic	18 10 1	83-6780	Pin-Cylinder (Long)	74 61 2
75-5890	Hose-Hydraulic	73 28 2	83-6790	Pin-Cylinder (Short)	73 43 1
75-5890	Hose-Hydraulic	16 35 1	83-7410	Roll-Bar	81 1 1
75-5900	Hose-Hydraulic	16 30 1	83-7430	Decal-Danger	81 3 1
75-5900	Hose-Hydraulic	74 47 1	84-1710	Piston	79 4 1
75-5910	Hose-Hydraulic	18 11 1	84-1740	Shaft and Tube	79 12 1
75-5910	Hose-Hydraulic	74 60 1	84-1760	Seal Repair Kit	79 * 1
75-5940	Hose-Hydraulic	18 9 1	84-4300	Decal-Danger (Japan)	81 3 1
75-5940	Hose-Hydraulic AUX	4 23 1	84-8320	Insert-Hinge	73 10 4
75-6070	Hose-Hydraulic	19 15 1	84-8590	Asm-Shoe & Lining	28 16 4
75-6070	Hose-Hydraulic (Cap)	75 11 1	84-8600	Set of Lined Brake Shoes	28 * 1
75-6080	Hose-Hydraulic	19 14 1	85-4330	Cover-Gear	24 9 1
75-6080	Hose-Hydraulic LH (Rod)	75 * 1	85-4340	Plate-Sensor Mounting	24 11 1
75-6130	Hose-Hydraulic	14 9 1	85-4350	Sensor-Gear Tooth	24 5 1
75-6180	Hose-Hydraulic	19 1 2	85-4420	Gauge-Speedometer	11 2 1
75-6180	Hose-Hydraulic RH (Rod)	75 21 2	85-4491	Lamp-Diagnostic	12 57 1
75-6230	Hose-Hydraulic	70 34 1	85-4650	Connector-Loop Back	12 * 1
75-6230	Hose-Hydraulic	71 50 1	85-4750	Display-Diagnostic-ACE	9 2 1
75-6230	Hose-Hydraulic RT	4 18 2	85-9900	Plate-Spring Anchor	30 16 1
75-6240	Hose-Hydraulic	31 14 1	85-9910	Eyebolt	30 27 1
75-6240	Hose-Hydraulic IN	4 19 1	85-9980	Decal-R.O.P.S.	81 2 1
75-6250	Hose-Hydraulic	14 17 1	86-7220	Gear-Pinion	24 37 1
75-6250	Hose-Hydraulic OUT	4 25 1	86-7230	Gear-Spur	26 14 1
75-6260	Cover-Tool Box	2 47 1	86-7330	Seal Repair Kit	77 * 1
75-6270	Cover-Control Box	11 15 1	86-7330	Seal Repair Kit	78 * 1
75-6340	Strainer-In-Line	24 41 1	86-7330	Seal Repair Kit	80 * 1
75-6350	Hose	24 28 1	86-7520	Asm-Trunnion Cover RH	29 7 1
75-6370	Cover-Sensor	74 49 1	86-7530	Asm-Trunnion Cover LH	29 49 1

*Not Illustrated

TORO PART NUMBER INDEX (Cont.)

Part No.	Description	Pg. No.	Ref. No.	Qty.	Part No.	Description	Pg. No.	Ref. No.	Qty.
86-7540	Shaft-Pump	29	11	1	93-0140	Grommet	7	10	1
86-7550	Connector-Cover (2 Way)	12	*	2	93-0142	Bushing-Straight	75	36	2
86-7560	Connector-Cover (3 Way)	12	*	3	93-0143	Cartridge-Relief 250 psi	18	18	1
86-9190	Hose-Hydraulic	16	14	2	93-0307	Retainer	71	53	2
87-5100	Washer-Snubbing	36	29	4	93-0309	Washer-Tab	70	22	2
88-6960	Cartridge-4W/2P	17	19	3	93-1374	Latch-Swell	33	1	2
88-7020	Cartridge-N.O.	17	3	2	93-1375	Motor-Hydraulic	20	21	5
88-9190	Solenoid-20 Watt	17	4	6	93-1396	Coupler-Trans.	31	7	1
88-9200	Solenoid-28 Watt	17	8	3	93-2042	Hose-Fuel	22	10	1
92-1180	Asm-Seat	7	45	1	93-3102	Cap-Fuel Tank	22	21	1
92-1773	Screw-HH	26	11	4	93-3163	Spring	8	28	2
92-1774	Seal-Oil	28	2	2	93-3164	Cap	8	27	2
92-2379	Clamp	22	35	2	93-3165	Bracket	8	29	1
92-2379	Clamp-Hose	33	14	1	93-3604	Gasket	31	6	1
92-2379	Clamp-Hose	67	29	1	93-3609	Bolt-Special	5	36	4
92-2581	Asm-Switch Arm	30	21	1	93-3614	Asm-Cover	21	4	1
92-4808	Sleeve-Trans. Pilot	24	15	1	93-3615	Asm-Drive Shaft	21	7	1
92-4846	Asm-Trans. Support	24	39	1	93-3616	Asm-Idler Gear	21	6	1
92-4999	Fitting-Hydraulic 90°	34	51	2	93-3617	Asm-Differential	27	*	1
92-5524	Decal-Noise Rating, 90	7	47	1	93-3618	Asm-Gear & Pinion	27	*	1
92-5720	Controller-Electronic	11	31	1	93-3619	Upper Housing	27	26	1
92-5751	Decal-Hood Trim LH	1	23	1	93-3623	Strip-Sealing, Radiator	34	61	2
92-5752	Decal-Hood Trim RH	1	*	1	93-3624	Plate-Retaining	34	62	2
92-5797	Gasket-Axle	24	10	1	93-3625	Spring-Joystick Return	12	58	1
92-6315	Cartridge-N.C.	17	22	1	93-3626	Bracket-Hose	2	41	1
92-6533	Kit-Cushion, Replacement	7	44	1	93-3640	Stop-Reel RH	76	56	1
92-6534	Shell-Seat	7	43	1	93-3642	Tube-Hydraulic	31	13	1
92-8001	Sensor-Reed Switch	7	6	1	93-3642	Tube-Hydraulic	16	38	1
92-8002	Sensor-Reed Switch	73	12	1	93-3643	Tube-Hydraulic	31	12	1
92-8020	Adapter-Breather	14	26	3	93-3643	Tube-Hydraulic	16	39	1
92-8753	Magnet-Reed Switch	7	5	1	93-4268	Kit-Flange	32	*	1
92-8754	Actuator-Reed Switch	74	51	1	93-4277	Kit-Valve	32	19	1
92-8775	Kit-Gasket, Liquid	28	*	1	93-4278	Pin-Dowel	32	4	4
92-8795	Asm-Body	21	10	1	93-4279	Plate-Distance	32	13	2
92-8796	Pin-Dowel	21	14	2	93-4280	Coupling	32	9	2
92-8863	Kit-Repair	21	*	1	93-4281	Pin-Dowel	32	22	4
92-9096	Asm-Hose	15	46	1	93-4282	Block-Valve	32	18	1
92-9096	Hose-Hydraulic	18	22	1	93-4283	Bolt	32	17	4
92-9097	Set Screw	75	43	2	93-6668	Decal-Battery	67	19	1
92-9097	Set Screw	74	69	3	93-6680	Decal-Fuel	1	28	1
92-9098	Manifold-Tank	14	14	1	93-6682	Panel-Tower	4	10	1
93-0005	Strip-Foam, Top	33	11	1	93-6683	Panel-Control	11	14	1
93-0021	Asm-Throttle Cable Swivel	7	26	1	93-6684	Decal-Backlap	34	53	1
93-0025	Shield-Radiator	33	33	1	93-6686	Decal-Hyd. Oil	1	4	1
93-0030	Asm-Cooler Mount RH	33	9	1	93-6686	Decal-Oil	18	7	1
93-0032	Housing-Front Screen	33	2	1	93-6687	Decal-No Step	74	62	2
93-0064	Support-Rear Axle	70	4	1	93-6688	Decal-Hands/Feet	74	*	3
93-0069	Pin-Pivot	76	52	2	93-6688	Decal-Hands/Feet	76	*	2
93-0071	Asm-Cooler Mount LH	33	*	1	93-6689	Decal-No Riders	2	32	2
93-0075	Hose-Hydraulic	24	30	1	93-6691	Decal-Bolt	24	17	1
93-0075	Hose-Trans. to Cooler	34	*	1	93-6692	Decal-Starting Fluid	67	3	1
93-0076	Hose-Hydraulic	24	21	1	93-6693	Decal-Floor Plate	18	6	1
93-0076	Hose-Trans. to Cooler	34	46	1	93-6696	Decal-Warning	73	33	3
93-0077	Hose-Cooler, RH	34	49	1	93-6696	Decal-Warning	75	45	2
93-0077	Hose-Hydraulic	14	30	1	93-6698	Decal-Warning	1	24	1
93-0078	Hose-Cooler, LH	34	*	1	93-6699	Decal-Fast/Slow	6	18	1
93-0078	Hose-Hydraulic	16	21	1	93-7000	Spindle-Rear RH	70	*	1
93-0081	Strip-Seal	1	9	1	93-7001	Spindle-Rear LH	70	15	1
93-0082	Grommet	34	58	2	93-7276	Decal-Danger	67	20	1
93-0083	Plate-Valve	29	44	1	93-7480	Bulb-LED	4	35	1
93-0089	Bracket-Mount LH, Cooler	33	*4	1	93-7488	Reservoir-Hydraulic	14	1	1
93-0090	Bracket-Mount RH, Cooler	33	4	1	93-7498	Plug-Plastic	14	6	1
93-0095	Bracket-Eng. Front	37	59	2	93-7499	Gasket-Flange	14	5	1
93-0097	Valve-SCR	29	25	1	93-7557	Asm-Barrel	80	1	1
93-0118	Hose-Hydraulic	19	9	2	93-7558	Asm-Barrel	79	1	1
93-0118	Hose-Hydraulic	18	12	1	93-7579	Fender-RH	1	3	1
93-0118	Hose-Hydraulic	16	33	1	93-7587	Bracket-Fuse Block	11	23	1
93-0119	Hose-Hydraulic	18	13	1	93-7588	Cover-Tank	14	8	1
93-0119	Hose-Hydraulic	14	21	1	93-7840	Decal-Radiator Cap	33	37	1
93-0139	Manifold-Hydraulic	18	17	1	93-7960	Spacer	18	19	4

*Not Illustrated

TORO PART NUMBER INDEX (Cont.)

Part No.	Description	Pg. No.	Ref. No.	Qty.	Part No.	Description	Pg. No.	Ref. No.	Qty.
93-7960	Spacer	20	34	4	94-8069	Decal-Turf Defender, Diag.	9	1	1
93-7960	Spacer	73	36	6	94-8070	Decal-Turf Defender, Diag.	9	1	1
93-7960	Spacer	76	58	2	94-8103	Screw-HH	11	39	4
93-7961	Clamp	18	28	2	94-8104	Switch-Micro	11	38	2
93-7961	Clamp	76	59	1	94-9157	Fuse-4A	11	20	1
93-7961	Clamp-Case Drain	20	33	2	94-9411	Dipstick	14	4	1
93-7961	Clamp-Rubber	73	34	3	95-0832	Decal-Service, Blank	1	25	1
93-7990	Head	77	9	1	95-1821	Spring-Compression	4	12	1
93-7990	Head	78	9	1	95-4275	Hose-Fuel	67	38	1
93-7991	Collar	77	11	1	95-4276	Hose-Fuel	22	17	1
93-7991	Collar	78	11	1	95-5642	Kit-Seal	17	*	3
93-7991	Collar	80	11	1	95-5645	Kit-Seal	17	*	10
93-7994	Collar	79	11	1	98-2195	Asm-Lift Control	11	37	1
93-8050	Decal-Danger (Europe)	81	3	1	98-2350	Asm-Seat Plate	7	16	1
93-8051	Decal-Warning	2	48	1	98-2352	Frame-Seat	7	28	1
93-8052	Decal-Instructions	67	40	1	98-2353	Bracket-Seat Latch	7	36	2
93-8053	Decal-ECU	12	61	1	98-2354	Latch-Seat	7	35	1
93-8060	Decal-Danger	7	17	1	98-4507	Radiator	33	12	1
93-8073	Decal-R.O.P.S. (Europe)	81	2	1	98-4508	Hose-Radiator Lower	33	24	1
93-8742	Pad-Brake	6	26	2	98-4509	Hose-Air Cleaner	37	65	1
93-8744	Rivet	2	52	3	98-4510	Hose-Air Cleaner	67	33	1
93-8744	Rivet	12	60	3	98-4511	Hose-Radiator Upper	33	18	1
93-9151	Fitting-Hydraulic	20	30	4	98-4513	Bracket-Eng. Left Rear	37	58	2
93-9164	Indicator-Service	67	24	1	98-4515	Bracket-Engine LH Rear	36	25	1
93-9310	Asm-Hydraulic Cylinder	74	46	1	98-4517	Asm-Air Cleaner	67	2	1
93-9311	Asm-Hydraulic Cylinder	76	48	2	98-4518	Bracket-Air Cleaner	67	25	1
93-9312	Asm-Barrel	78	1	1	98-4522	Decal-Reelmasterr 5400D	1	10	2
93-9313	Asm-Barrel	77	1	1	98-4524	Tube-Exhaust	35	7	1
94-1414	Valve-Vacuator	68	4	1	98-4525	Bracket-Mount, Air Cleaner	67	10	1
94-1416	Asm-Adapter, Indicator	67	27	1	98-4527	Pipe-Engine Exhaust	35	10	1
94-2685	Cartridge-N.C.	17	7	3	98-4530	Support-Fan, Engine	36	41	1
94-3055	Cap-Lower, Joystick	12	63	1	98-4536	Bracket-Spring Rear LH	75	*	1
94-3056	Ring-Retaining	12	64	1	98-4539	Bracket-Engine LH Front	36	39	1
94-3057	Spring-Compression	12	65	1	98-4543	Bracket-Engine Mount RH	36	40	1
94-3058	Cap-Upper, Joystick	12	66	1	98-4547	Plate-Mount, Fan	37	54	1
94-3510	Asm-Fuel Tank	22	22	1	98-4548	Bracket-Spring Rear RH	75	8	1
94-4514	Bracket-Engine RH Rear	36	26	1	98-4549	Asm-Frame	2	43	1
94-4916	Asm-Hose, Drain, Return	20	26	1	98-4551	Asm-Main Wire Harness	12	56	1
94-4916	Hose Asm-Drain	15	48	1	98-4555	Bracket-Muffler	35	2	1
94-4917	Asm-Tube, Drain #2, 3	20	24	1	98-4561	Shield-Alternator	37	63	1
94-4918	Asm-Tube, Pressure #2, 3	20	23	1	98-4564	Guard-Flywheel	35	14	1
94-4919	Bracket-Clamp, Hose	76	51	1	98-4571	Shroud-Fan	33	19	1
94-4920	Plate-Mounting Valve	19	16	1	98-4572	Bracket-Hose	1	22	1
94-5020	Knob	17	24	2	98-4573	Screen-Hood	1	12	1
94-5027	Spring-Detent	17	31	2	98-4575	Bracket-Fan Idler	36	42	1
94-5386	Decal-Turf Defender, Diag.	9	1	1	98-4576	Bracket-Reservoir, Water	67	22	1
94-5438	Seal-Solenoid	17	23	10	98-4578	Bracket-Fuel Filter	67	5	1
94-5594	Asm-Lift Arm Rear LH	76	61	1	98-4579	Asm-Control Manifold	16	6	1
94-5596	Asm-Lift Arm Rear RH	75	28	1	98-4581	Asm-Hose, Pressure #2	20	8	1
94-5598	Asm-Lift Arm RH	73	1	1	98-4582	Asm-Hose, Pressure #2	20	15	1
94-5800	Asm-Lift Arm LH	73	32	1	98-4583	Asm-Hose, Drain #2, 3	20	9	2
94-5802	Asm-Lift Arm, Center	73	40	1	98-4584	Asm-Hose, Drain	18	1	1
94-5808	Asm-Carrier Frame	74	44	1	98-4584	Asm-Hose, Drain #5	20	5	1
94-6031	Fitting-Hydraulic	20	25	1	98-4585	Asm-Hose, Pressure #1, 5	20	1	1
94-6343	Decal-Wire I.D.	12	*70	1	98-4586	Asm-Hose, Pressure #5	16	4	1
94-6767	Decal-Fuses	11	27	1	98-4586	Asm-Hose, Pressure #5	20	6	1
94-6933	Asm-Front Axle	24	46	1	98-4587	Asm-Hose, Drain #4	20	16	1
94-6934	Screw-HSH	28	21	8	98-4587	Hose Asm-Drain #4	18	24	1
94-6935	Nut-Lock	28	12	8	98-4588	Asm-Hose, Pressure #1, 4	20	14	1
94-6936	Washer-Flat	28	23	8	98-4589	Asm-Hose, Pressure #4	20	17	1
94-7343	Base-Battery	67	18	1	98-4589	Asm-Hose, Pressure #4	16	37	1
94-8060	Decal-Turf Defender, Diag.	9	1	1	98-4590	Asm-Hose, Drain #1	20	20	1
94-8061	Decal-Turf Defender, Diag.	9	1	1	98-4590	Hose Asm-Drain #1	18	25	1
94-8062	Decal-Turf Defender, Diag.	9	1	1	98-4591	Clamp-Hose LH	33	35	1
94-8063	Decal-Turf Defender, Diag.	9	1	1	98-4592	Clamp-Hose RH	33	*	1
94-8064	Decal-Turf Defender, Diag.	9	1	1	98-4593	Asm-Drive Shaft	35	*	1
94-8065	Decal-Turf Defender, Diag.	9	1	1	98-4594	Clamp-Retainer	37	66	1
94-8066	Decal-Turf Defender, Diag.	9	1	1	98-4596	Washer-Mount, Engine	36	36	4
94-8067	Decal-Turf Defender, Diag.	9	1	1	98-4598	Cable-Battery (Ground)	36	17	1
94-8068	Decal-Turf Defender, Diag.	9	1	1	98-4599	Asm-Battery Cable (+)	67	13	1

*Not Illustrated

TORO PART NUMBER INDEX (Cont.)

Part No.	Description	Pg. Ref. No. No. Qty.	Part No.	Description	Pg. Ref. No. No. Qty.
98-7353	Head	80 9 1	98-7733	Asm-Regulator	59 19 1
98-7354	Head	79 9 1	98-7737	Nut	58 23 1
98-7428	Gasket	38 2 1	98-7741	Asm-Yoke	61 5 1
98-7430	O-Ring	43 1 1	98-7742	Asm-Armature	61 3 1
98-7449	Screw-Set	46 6 1	98-7743	Bearing-Ball	61 2 1
98-7473	Ball	47 11 3	98-7744	Bearing-Ball	61 4 1
98-7487	Plug	38 18 2	98-7749	Asm-Holder, Brush	61 7 1
98-7496	Bolt	41 24 3	98-7750	Spring-Brush	61 6 4
98-7507	Plug	38 3 1	98-7751	Gear	61 22 1
98-7509	O-Ring	38 9 1	98-7752	Retainer	61 20 1
98-7509	O-Ring	40 12 1	98-7753	Roller	61 21 5
98-7523	Plug-Drain	39 8 1	98-7754	Spring	61 15 1
98-7524	Gasket	39 9 1	98-7755	Ball	61 16 1
98-7527	O-Ring	39 3 1	98-7756	Bolt	61 18 2
98-7534	Nut	50 14 1	98-7757	O-Ring	61 24 2
98-7540	Cap-Sealing	38 12 1	98-7758	Asm-Bolt	61 10 2
98-7540	Plug	40 11 2	98-7759	Pipe-Drain	61 26 1
98-7540	Plug	38 15 3	98-7776	Gasket	62 11 1
98-7547	O-Ring	41 11 2	98-7777	Bolt	62 9 2
98-7568	Bolt	45 5 9	98-7778	Asm-Thermostat	62 12 1
98-7572	Nut	41 1 1	98-7942	Valve-Flow Control	19 13 1
98-7572	Nut	51 3 2	98-8068	Hydraulic Cylinder Asm.	74 67 1
98-7572	Nut	55 7 2	98-8069	Asm-Hydraulic Cylinder	73 7 1
98-7585	Bolt	40 1 2	98-8370	Frame-End	61 8 1
98-7601	Seal-Oil	55 16 1	98-9300	Asm-Engine	36 18 1
98-7602	Pin-Spring	55 4 2	98-9302	Plate-Idler Stop	7 49 1
98-7605	Bolt	49 23 3	98-9303	Cable-Throttle	7 24 1
98-7645	Bolt	50 11 1	98-9305	Filter-Water/Fuel Separator	67 34 1
98-7654	Gasket	50 5 2	98-9306	Cluster-Warning	11 7 1
98-7654	Gasket	50 7 2	98-9308	Gauge-Temperature	11 8 1
98-7654	Gasket	56 14 1	98-9309	Clamp-Muffler	35 9 1
98-7654	Gasket	55 19 1	98-9310	Clamp-Muffler	35 5 1
98-7671	Clip-Pipe	56 7 2	98-9311	Swivel-Cable, Throttle	7 50 1
98-7676	Gasket	56 12 3	98-9314	Plug-Hood	1 27 1
98-7682	Clamp-Pipe	56 16 2	98-9315	Switch-Lock, Hood	3 3 1
98-7683	Clamp-Pipe	56 2 2	98-9316	Bracket-Latch, Hood	3 8 1
98-7684	Screw w/washer	56 1 2	98-9317	Support-Radiator	33 7 1
98-7692	Bolt	58 3 1	98-9319	Hood	1 8 1
98-7692	Bolt	46 8 3	98-9321	Ring-Key	3 1 1
98-7692	Bolt	62 14 3	98-9322	Screw-HH	36 15 1
98-7692	Bolt	55 15 1	98-9322	Screw-HSH	35 26 3
98-7692	Bolt	41 27 2	98-9323	Asm-Expansion Tank	67 43 1
98-7697	Bolt	58 1 1	98-9335	Plate-Caution	33 21 1
98-7697	Bolt	60 1 2	98-9338	Hose-Fuel	22 16 1
98-7698	Washer-Flat	58 2 1	98-9339	Gauge-Fuel	11 1 1
98-7708	Nut	59 1 1	98-9340	Decal-Service	1 25 1
98-7709	Collar	59 3 1	98-9341	Decal-Clip (English)	7 41 1
98-7710	Rotor	59 7 1	98-9342	Decal-Clip (Metric)	7 41 1
98-7711	Cover-Bearing	59 9 1	98-9343	Asm-Hose, Hydraulic	20 38 1
98-7712	Bearing-Ball	59 8 1	98-9344	Asm-Hose, Hydraulic	20 22 1
98-7713	Washer-Thrust	59 10 1	98-9346	Send-Temp	35 27 1
98-7714	Frame-Drive End	59 4 1	98-9347	Asm-Hose, Pressure #3	20 10 1
98-7715	Plate-Retainer	59 11 1	98-9347	Asm-Hose, Pressure #3	16 27 1
98-7716	Screw-RH	59 6 4	98-9348	Asm-Hose, Pressure #2	16 24 1
98-7717	Bolt-Through	59 5 2	98-9348	Asm-Hose, Pressure #2	20 27 1
98-7718	Bearing-Ball	59 12 1	98-9350	Bolt	49 5 2
98-7719	Frame-End	59 13 1	98-9350	Bolt	39 6 22
98-7720	Cover-End	59 23 1	98-9351	Bolt	51 7 2
98-7721	Asm-Rectifier	59 16 1	98-9351	Bolt	46 15 2
98-7722	Bushing-Insulation	59 17 1	98-9351	Bolt	54 15 2
98-7723	Holder-Brush	59 24 1	98-9352	Bolt	45 6 8
98-7724	Brush	59 26 2	98-9353	Bolt	63 8 1
98-7725	Spring-Brush	59 25 2	98-9355	Bolt	41 20 6
98-7726	Screw-RH	59 20 2	98-9356	Bolt	62 15 1
98-7727	Screw-RH	59 27 6	98-9356	Bolt	41 19 2
98-7728	Screw-RH	59 21 1	98-9357	Bolt	63 9 4
98-7729	Bolt	59 22 3	98-9358	Bolt	39 1 1
98-7730	Nut	59 14 2	98-9359	Bolt	50 12 1
98-7731	Bolt	59 15 2	98-9360	Bolt	58 6 1
98-7732	Nut	59 18 1	98-9361	Bolt	52 4 2

*Not Illustrated

TORO PART NUMBER INDEX (Cont.)

Part No.	Description	Pg. Ref.		Part No.	Description	Pg. Ref.			
		No.	Qty.			No.	Qty.		
98-9362	Stud	41	4	2	98-9446	Gasket	53	22	1
98-9362	Stud	55	10	2	98-9447	O-Ring	53	8	3
98-9363	Stud	41	3	1	98-9449	Plug-Oil Filler	43	2	1
98-9364	Screw w/washer	43	7	2	98-9450	Pin-Clamp	53	28	1
98-9365	Screw-Set	64	7	2	98-9451	Gasket	53	19	1
98-9366	Washer-Flat	58	8	1	98-9452	Screw	53	10	6
98-9367	Washer-Lock	41	2	1	98-9453	Pulley-Dynamo	59	2	1
98-9367	Washer-Lock	51	2	2	98-9454	Gasket	43	4	3
98-9367	Washer-Lock	52	5	4	98-9455	Nut-Cap	43	3	3
98-9367	Washer-Lock	55	8	2	98-9456	Shim-Injection (0.2mm)	52	7	1
98-9368	Washer-Lock	58	7	1	98-9457	Shim-Injection (0.25mm)	52	7	1
98-9369	Clip-Circular, External	54	2	1	98-9458	Shim-Injection (0.30mm)	52	8	1
98-9370	Clip-Circular, External	64	9	2	98-9459	Camshaft-Fuel	49	9	1
98-9371	O-Ring	55	6	1	98-9461	Pipe-Oil	42	6	1
98-9372	O-Ring	41	10	2	98-9462	Element-Pump	53	1	3
98-9373	O-Ring	47	19	1	98-9463	Rack-Control	53	24	1
98-9375	Pin-Straight	38	5	2	98-9464	Bolt-Joint	53	21	1
98-9375	Pin-Straight	47	12	1	98-9465	Plate	53	25	1
98-9376	Pin-Straight	38	6	2	98-9466	Plug	53	18	1
98-9377	Pin-Straight	38	11	2	98-9467	Asm-Pipe, Fuel	52	*	1
98-9378	Key-Feather	46	3	1	98-9468	Asm-Holder, Nozzle	57	*	3
98-9379	Plug	38	20	3	98-9468	Asm-Holder, Nozzle	56	9	3
98-9380	Ball	41	13	1	98-9470	Piston (0.5mm Oversize)	47	7	3
98-9381	Bearing-Ball	49	12	1	98-9471	Cover-Thermostat	62	10	1
98-9382	Bearing-Ball	49	10	1	98-9472	Spring-Return	55	14	1
98-9383	Bearing-Ball	49	7	1	98-9473	Pulley-Fan Drive	58	21	1
98-9384	Tube-Fuel	52	2	1	98-9474	Asm-Alternator	59	*	1
98-9385	Washer-Flat	64	2	3	98-9474	Asm-Alternator	58	19	1
98-9386	Plug	39	10	1	98-9477	Hook-Engine	40	2	1
98-9387	Pin-Pipe	38	21	2	98-9478	Hook-Engine	40	8	1
98-9389	Cap-Sealing	40	7	2	98-9479	Bolt-Cylinder Head	40	4	12
98-9390	Collet-Valve Spring Set	64	17	6	98-9482	Seal-Oil	41	22	1
98-9391	Screw-Set	64	13	1	98-9483	Seal-Oil	45	7	1
98-9392	Bolt	48	2	8	98-9484	Bolt-Bearing Case	45	2	6
98-9393	Nut	64	3	3	98-9485	Bolt-Bearing Case	45	10	2
98-9394	Gear-Ring	48	5	1	98-9486	Plate-End, Rear	48	1	1
98-9395	Cap-Sealing	40	9	1	98-9487	Cover-Bearing Case	45	8	1
98-9398	Cap-Sealing	38	8	4	98-9488	Plate-Breather Element	43	9	1
98-9399	Gasket	39	7	1	98-9489	Plate-Breather Element	43	11	1
98-9413	Metal-Side (Std)	47	14	2	98-9490	Oil Shield-Breather	43	8	1
98-9414	Metal-Side (0.2mm)	47	14	2	98-9491	Pipe-Breather	43	6	1
98-9415	Metal-Side (0.4mm)	47	14	2	98-9492	Joint-Breather Pipe	43	5	1
98-9416	Switch	38	23	1	98-9493	Element-Breather	43	10	1
98-9417	Bolt-Eye Joint	42	2	1	98-9494	Valve-Inlet	64	21	3
98-9418	Bolt-Eye Joint	42	3	1	98-9497	Cap-Valve	64	18	6
98-9419	Pipe-Oil	42	4	1	98-9498	Retainer-Valve Spring	64	16	6
98-9421	Valve-Delivery	53	5	3	98-9499	Guide-Inlet Valve	40	5	3
98-9422	Asm-Tappet	53	11	3	98-9500	Guide-Exhaust Valve	40	6	3
98-9423	O-Ring	53	2	6	98-9501	Asm-Arm, Rocker	64	5	6
98-9424	Spring-Valve, Delivery	53	6	3	98-9502	Screw-Adjusting	64	6	6
98-9425	Gasket-Valve, Delivery	53	7	3	98-9503	Nut	64	4	6
98-9426	Pin-Guide, Tappet	53	27	3	98-9504	Spring-Rocker Arm	64	12	2
98-9427	Seat-Spring, Upper	53	15	3	98-9505	Bracket-Rocker Arm	64	11	3
98-9428	Spring-Plunger	53	14	3	98-9506	Stud	64	19	3
98-9429	Seat-Spring, Lower	53	13	3	98-9507	Washer-Shaft, Rocker Arm	64	10	2
98-9430	Screw	53	23	1	98-9508	Washer-Shaft, Rocker Arm	64	1	2
98-9431	Screw-Air Bleed	56	15	1	98-9509	Push Rod	46	5	6
98-9432	Sleeve-Control	53	16	3	98-9510	Stopper-Camshaft	46	2	1
98-9433	Shim	53	12	3	98-9511	Stopper-Fuel, Camshaft	49	6	1
98-9434	Flange-Sleeve	53	4	3	98-9512	Gear-Cam	46	1	1
98-9435	Gasket	42	5	1	98-9513	Pin-Piston	47	5	3
98-9436	Asm-Cock, Drain	38	17	1	98-9514	Clip-Circular, Piston Pin	47	4	6
98-9437	Bolt	41	23	1	98-9515	Bushing-Piston Pin	47	3	3
98-9438	Stud	52	9	2	98-9517	Bolt-Connecting Rod	47	1	6
98-9439	Nut	50	6	2	98-9519	Metal-Crankpin (0.2mm)	47	2	3
98-9440	Nut-Cap	52	10	2	98-9520	Metal-Crankpin (0.4mm)	47	2	3
98-9441	Nut-Cap	50	2	2	98-9521	Collar-Crankshaft	47	20	1
98-9442	Screw-Countersunk Hd.	53	26	4	98-9522	Sleeve-Crankshaft	47	13	1
98-9443	Pin-Joint	53	3	3	98-9526	Metal-Crankshaft (0.2mm)	47	16	1
98-9445	Gasket	53	20	2	98-9527	Metal-Crankshaft (0.4mm)	47	16	1

*Not Illustrated

TORO PART NUMBER INDEX (Cont.)

Part No.	Description	Pg. No.	Ref. No.	Qty.	Part No.	Description	Pg. No.	Ref. No.	Qty.
98-9528	Metal-Crankshaft (0.2mm)	47	18	1	98-9601	Clamp-Pipe	42	9	1
98-9529	Metal-Crankshaft (0.4mm)	47	18	1	98-9602	Asm-Coupler, Lock	58	14	1
98-9530	Metal-Crankshaft	47	17	2	98-9612	Asm-Shaft, Rocker Arm	64	8	1
98-9531	Metal-Crankshaft	47	17	2	98-9613	Gasket-Cylinder Head	40	10	1
98-9532	Gear-Crankshaft	47	9	1	98-9614	Asm-Cover, Cylinder Head	43	13	1
98-9533	Shaft-Gear, Idle	46	9	1	98-9615	Gasket-Head Cover	43	12	1
98-9534	Clip-Circular, Idle Gear	46	14	1	98-9616	Tappet	46	4	6
98-9535	Collar-Gear, Idle	46	10	1	98-9619	Asm-Piston Ring (0.5mm)	47	6	3
98-9536	Collar-Gear, Idle	46	13	1	98-9621	Asm-Pipe, Overflow	56	8	1
98-9537	Bolt-Flywheel	48	3	6	98-9622	Pipe-Injection	56	3	1
98-9538	Filter-Oil	39	2	1	98-9623	Plug-Glow	56	11	3
98-9539	Pin-Pipe	38	10	1	98-9624	Asm-Pipe, Overflow	56	6	1
98-9540	Asm-Rotor, Oil Pump	41	9	1	98-9625	Valve-Exhaust	64	20	3
98-9541	Cover-Oil Pump	41	8	1	98-9626	Spring-Valve	64	15	6
98-9542	Gear-Oil Pump Drive	47	8	1	98-9627	Gauge-Oil	44	1	1
98-9543	Seal-Valve	41	14	1	98-9630	Pin-Start Spring	38	7	1
98-9544	Spring	41	12	1	98-9631	Cord-Glow Plug	56	10	1
98-9545	Band-Pipe	52	1	2	98-9632	Gasket-Pump, Water	63	7	1
98-9547	Cam-Fuel	49	2	1	98-9633	Gasket-Gear Case	41	6	1
98-9548	Washer	49	3	1	98-9634	Gasket-Bearing Case	45	3	1
98-9549	Bolt	61	9	2	98-9635	Gasket-Bearing Case Cover	45	4	1
98-9550	Piston (Std)	47	7	3	98-9636	Gasket-Fuel Pump	51	1	1
98-9551	Asm-Piston Ring (Std)	47	6	3	98-9637	Gasket	55	12	1
98-9552	Asm-Rod, Connecting	47	*	3	98-9638	Gasket-Flange, Water	62	13	1
98-9553	Metal-Crankpin (Std)	47	2	3	98-9640	Cover-Pump	50	13	1
98-9554	Metal-Crankshaft (Std)	47	18	1	98-9641	Cover	41	26	1
98-9555	Metal-Crankshaft (Std Set)	47	17	2	98-9642	Asm-Crankshaft	47	*	1
98-9556	Metal-Crankshaft (Std)	47	16	1	98-9643	Asm-Pump, Injection	52	6	1
98-9557	Bolt-Adjusting	50	8	1	98-9643	Asm-Pump, Injection	53	17	1
98-9558	Cap	50	1	2	98-9644	Asm-Shaft, Governor	49	14	1
98-9559	Asm-Weight, Governor	49	19	2	98-9645	Spring-Start	54	5	1
98-9560	Shaft-Governor Weight	49	17	2	98-9646	Gasket-Oil Pan	39	4	1
98-9561	Holder-Gear, Governor	49	22	1	98-9647	Bolt-Cylinder Head	40	13	2
98-9562	Holder-Gear, Governor	49	21	1	98-9649	Asm-Gear, Idle	46	11	1
98-9563	Sleeve-Governor	49	16	1	98-9650	Bushing-Gear, Idle	46	12	1
98-9564	Washer-Thrust	49	15	1	98-9651	Asm-Cartridge, Oil	42	20	1
98-9565	Screw-Set	49	13	1	98-9652	Holder-Valve, Delivery	53	9	3
98-9566	Shaft-Lever, Fork	54	12	1	98-9654	Pipe-Injection	56	4	1
98-9567	Collar	54	1	1	98-9655	Pipe-Injection	56	5	1
98-9568	Collar	54	8	1	98-9656	Bushing-Governor, Gear	38	1	1
98-9569	Cover-Shaft, Fork Lever	54	14	1	98-9657	Clip-Circular, Gov. Shaft	49	11	1
98-9570	Bearing-Miniature	54	3	1	98-9658	Asm-Lever, Governor	55	11	1
98-9571	Bearing-Miniature	54	9	1	98-9659	Lever-Fork	54	11	1
98-9572	Lever-Speed Control	55	5	2	98-9660	Lever-Thrust	54	6	1
98-9573	Stay-Dynamo	58	4	1	98-9661	Asm-Plate, Control	55	9	1
98-9574	Pipe-Water	63	11	1	98-9662	Lever-Speed Control	55	3	1
98-9575	Asm-Pump, Water	63	1	1	98-9663	Lever-Engine Stop	55	17	1
98-9576	Asm-Seal	63	5	1	98-9664	Shaft-Stop Lever	55	13	1
98-9577	Pipe-Return, Water	63	4	1	98-9666	Key	47	10	1
98-9578	Pipe-Return, Water	62	2	1	98-9668	Plug	38	13	1
98-9579	Band Pipe	62	1	2	98-9669	Gear-Injection Pump	49	4	1
98-9580	Pipe-Return, Water	62	4	1	98-9673	Gear-Governor	49	20	1
98-9581	Impeller-Water	63	6	1	98-9674	Packing	50	10	1
98-9582	Flange-Pump, Water	63	2	1	98-9675	Plug	38	22	1
98-9583	Bearing	63	3	1	98-9676	V-Belt	58	20	1
98-9584	Pulley-Fan	58	5	1	98-9677	Asm-Pump, Fuel	51	4	1
98-9585	Bolt	58	22	1	98-9678	Asm-Apparatus, Idle	50	*	1
98-9586	Bolt	41	21	1	98-9679	Asm-Bolt, Adjusting	50	3	1
98-9587	Bolt	42	7	2	98-9680	Asm-Lever, Fork	54	*7	1
98-9589	Nut	55	1	2	98-9681	Spring-Governor	54	4	1
98-9590	Nut-Cap	49	1	1	98-9682	Gasket	54	13	1
98-9591	Pin-Band	42	8	1	98-9683	Gasket-Solenoid Cover	51	5	1
98-9592	Screw	41	7	5	98-9684	Gasket-Gear Case	41	25	1
98-9593	Washer-Flat	54	10	1	98-9685	Oil Pan	39	5	1
98-9594	Washer-Flat	55	2	2	98-9688	Metal-Side (Std)	47	15	2
98-9595	Key-Woodruff	49	8	1	98-9689	Metal-Side (0.2mm)	47	15	2
98-9596	Joint-Eye	52	3	1	98-9690	Metal-Side (0.4mm)	47	15	2
98-9597	Plug	38	14	3	98-9691	Asm-Flywheel	48	4	1
98-9598	Plug	41	18	2	98-9692	Roller	49	18	2
98-9599	Plug	38	4	1	98-9693	Solenoid-Stop	51	6	1

*Not Illustrated

TORO PART NUMBER INDEX (Cont.)

Part No.	Description	Pg. Ref. No. No. Qty.	Part No.	Description	Pg. Ref. No. No. Qty.
98-9694	Seat-Heat	56 13 3	98-9798	Kit-Housing, Section 1	32 * 1
98-9696	Asm-Coupler	58 18 1	98-9799	Kit-Housing, Section 3	32 * 1
98-9697	Connector	58 17 1	99-8300	Asm-Crankcase	38 19 1
98-9698	Connector	58 16 1	99-8301	Nut	57 1 3
98-9699	Terminal	58 15 7	99-8302	Washer-Adjusting	57 4 3
98-9700	Asm-Terminal	58 9 1	99-8303	Spring-Nozzle	57 5 3
98-9701	Terminal	58 10 1	99-8304	Piece-Distance	57 7 3
98-9702	Sleeve	58 11 1	99-8305	Push Rod	57 6 3
98-9703	Terminal	58 12 1	99-8306	Nut-Nozzle	57 9 3
98-9704	Sleeve	58 13 1	99-8307	Washer	57 2 3
98-9705	Asm-Starter	61 * 1	99-8308	Piece-Nozzle	57 8 3
98-9705	Asm-Starter	60 2 1	99-8309	Asm-Washer, Adjusting	57 10 3
98-9711	Cord-Stop, Solenoid	61 13 1	99-8310	Washer-Adj. (0.10mm)	57 * 3
98-9712	Band-Cover	61 11 1	99-8311	Washer-Adj. (0.20mm)	57 * 3
98-9713	Asm-Flange, Water	62 3 1	99-8312	Washer-Adj. (0.30mm)	57 10 3
98-9714	Clamp-Hose	42 10 2	99-8313	Washer-Adj. (0.40mm)	57 * 3
98-9717	Clamp	63 10 2	99-8314	Washer-Adj. (0.50mm)	57 * 3
98-9719	Thermoswitch	62 5 1	99-8315	Washer-Adj. (0.52mm)	57 * 3
98-9721	Pipe-Oil	42 11 1	99-8316	Washer-Adj. (0.54mm)	57 * 3
98-9722	O-Ring	42 21 1	99-8317	Washer-Adj. (0.56mm)	57 * 3
98-9723	Asm-Holder	42 12 1	99-8318	Washer-Adj. (0.58mm)	57 * 3
98-9724	Pipe-Cooler, Oil	42 13 1	99-8319	Washer-Adj. (0.80mm)	57 * 3
98-9725	Pipe-Return, Water	42 14 1	99-8320	Bolt	65 1 2
98-9726	Band-Pipe	42 15 4	99-8321	Manifold-Inlet	65 2 1
98-9727	Collar	42 16 1	99-8322	Band-Pipe	65 3 1
98-9728	Asm-Cooler, Oil	42 17 1	99-8323	Hose-Inlet	65 4 1
98-9729	O-Ring	42 18 1	99-8324	Band-Pipe	65 5 1
98-9740	Bracket-Support, Fan	37 48 1	99-8325	Nut	65 6 6
98-9741	Bracket-Mount, Fan	37 57 1	99-8326	Manifold-Exhaust	65 7 1
98-9742	Valve-Flow Control	16 31 1	99-8327	Gasket-Exhaust	65 8 1
98-9742	Valve-Flow Control	74 71 1	99-8328	Stud	65 9 6
98-9743	Pulley-Fan	36 5 1	99-8329	Gasket-Intake	65 10 1
98-9744	Belt-V	36 44 1	99-8330	Bolt	65 11 3
98-9748	Support-Bracket, Filter	22 30 1	99-8331	Bolt	65 12 1
98-9749	Bracket-Mount, Throttle	37 47 1	99-8332	Asm-Charger, Turbo	66 1 1
98-9750	Decal-Diagnostic-ACE	9 1 1	99-8333	Gasket	66 2 1
98-9751	Decal-Diag. (Danish)	9 1 1	99-8334	Bolt	66 3 1
98-9752	Decal-Diag. (Dutch)	9 1 1	99-8335	Flange-Muffler	66 4 1
98-9753	Decal-Diag. (Finnish)	9 1 1	99-8336	Bolt	66 5 3
98-9754	Decal-Diag. (French)	9 1 1	99-8337	Bolt	66 6 2
98-9755	Decal-Diag. (German)	9 1 1	99-8338	Nut	66 7 3
98-9756	Decal-Diag. (Italian)	9 1 1	99-8339	Washer-Lock	66 8 3
98-9757	Decal-Diag. (Japan)	9 1 1	99-8340	Gasket	66 9 1
98-9758	Decal-Diag. (Norwegian)	9 1 1	99-8341	Stud	66 10 3
98-9759	Decal-Diag. (Portuguese)	9 1 1	99-8342	Stud	66 11 4
98-9760	Decal-Diag. (Spanish)	9 1 1	99-8343	Gasket-Muffler	66 12 1
98-9761	Kit-Hydraulic Hose	20 * 1	99-8344	Asm-Cylinder Head	40 3 1
98-9762	Decal-Diag. (Swedish)	9 1 1	99-8345	Asm-Case, Main Bearing	45 1 1
98-9763	Asm-Element	68 2 1	99-8346	Gasket	42 1 4
98-9764	Element-Spin On	69 2 1	99-8347	Joint-Drain, Pipe	38 16 1
98-9765	Yoke-Shaft	35 18 1	99-8348	Bolt	55 18 1
98-9766	Kit-U-Joint	35 21 2	99-8350	Key-Switch	3 2 1
98-9767	Yoke-Slip Tube	35 24 1	99-8351	Filter-Fuel	22 1 1
98-9768	Yoke-End	35 25 1	99-8352	Switch-Backlap	33 44 1
98-9769	Yoke-Flange	35 23 1	99-8353	Kit-Individual Pieces	32 * 1
98-9771	Asm-Cover	68 3 1	99-8356	Kit-Head, W/Label	23 1 1
98-9772	Head-Filter	69 1 1	99-8357	Kit-Bowel	23 4 1
98-9773	Plug-Base, Filter	69 5 1	99-8358	Kit-Element	23 2 1
98-9774	O-Ring, Filter Base	69 3 1	99-8359	O-Ring	23 3 1
98-9775	Base-Filter	69 4 1	99-8360	Asm-Case, Main Bearing	45 9 1
98-9776	Plug-Head, Filter	69 8 1	99-8361	Asm-Case, Main Bearing	45 11 1
98-9777	Asm-Valve, Drain	69 10 1	99-8362	Asm-Camshaft	46 7 1
98-9779	Rotary Cartridge Kit	17 30 2	99-8371	Nut-Hex.	61 12 1
98-9781	Fitting-Hydraulic 90°	16 25 1	99-8372	Asm-Switch, Magnetic	61 14 1
98-9782	Kit-Lift Control	11 41 1	99-8373	Clutch	61 17 1
98-9783	Tube-Interlock	12 62 1	99-8374	Frame-Drive End	61 19 1
98-9788	Decal-Instructions	67 40 1	99-8375	Cover-Cord	61 23 1
98-9794	Muffler	35 1 1	99-8376	Nut	61 25 1
98-9796	Asm-Pump, Gear	31 18 1	99-8377	Nut-Flange	56 17 3
98-9797	Kit-Housing, Section 2	32 * 1	99-8378	Washer-Plain	56 18 3

*Not Illustrated

TORO PART NUMBER INDEX (Cont.)

Part No.	Description	Pg. No.	Ref. No.	Qty.	Part No.	Description	Pg. No.	Ref. No.	Qty.
99-8379	Pipe-Water	63	12	1	237-79	O-Ring	20	18	10
99-8380	Complete Lever & Fork	54	16	1	237-79	O-Ring	24	18	2
99-8381	Asm-Case, Gear	41	5	1	237-79	O-Ring	14	45	1
99-8382	Plug	40	14	1	237-80	O-Ring	17	20	1
99-8383	Asm-Pipe, Oil	42	19	1	237-81	O-Ring	14	12	4
99-8385	Seal-Valve Stem	64	14	6	237-81	O-Ring	24	25	2
217-120	Rim	25	52	2	237-81	O-Ring	16	26	1
217-121	Rim	70	20	2	237-101	O-Ring	14	7	1
218-446	Nut-Locking	11	10	1	237-141	Bumper	1	6	2
218-447	Washer-E.T.L.W.	11	11	1	237-146	O-Ring	31	19	1
218-498	Nut-Hex.	11	4	2	237-156	O-Ring	17	16	2
218-498	Nut-Lock	34	54	2	237-161	O-Ring	24	36	1
218-533	Lens-Red	4	36	1	237-163	O-Ring	31	9	1
218-535	Nut-Lock	4	33	1	237-165	Grommet	71	46	2
218-536	Washer-Lock	4	34	1	237-181	O-Ring	25	51	1
218-574	Fuse-7.5A	11	20	1	240-3	Grommet	34	57	2
218-578	Fuse-10A	11	20	3	240-5	Grommet-Rubber	20	28	4
218-589	Washer-Lock	11	29	1	240-11	Grommet	22	23	3
218-594	Fuse-20A	11	20	1	240-11	Grommet	14	39	3
219-19	Lamp-Green	12	*	1	241-119	Cap-Dust	70	24	2
231-134	Tire	25	53	2	242-34	Stud-Flange, Axle	28	9	10
231-141	Tire	70	19	2	242-50	Nut-Lug	70	26	10
232-27	Stem-Valve	24	3	2	2411-36	Bearing-Rod End	6	2	1
232-35	Stem-Valve	70	21	2	2412-34	Clamp-Hose	31	2	1
233-17	Knob-Parking Brake	4	9	1	2412-34	Clamp-Hose	33	15	4
233-42	Knob	6	19	1	2412-34	Clamp-Hose	14	18	3
233-42	Knob-Throttle	7	34	1	2412-36	Clamp-Drain	22	26	1
237-21	O-Ring	18	2	7	2412-42	Clamp-Hose	67	1	1
237-21	O-Ring	19	2	7	2412-92	Clamp-Hose	36	14	1
237-21	O-Ring	20	4	5	2412-93	Clamp-R	7	18	1
237-21	O-Ring	73	5	8	2412-93	Clamp-R	14	32	2
237-21	O-Ring	75	14	4	2412-98	Clamp-Hose	22	4	1
237-21	O-Ring	16	18	4	2412-98	Clamp-Hose	33	31	1
237-21	O-Ring	70	33	2	2412-103	Clamp-R	33	29	2
237-22	O-Ring	16	1	1	2412-108	Clamp	67	39	4
237-22	O-Ring	18	14	2	2412-108	Clamp-Hose	22	11	4
237-22	O-Ring	4	14	5	2412-126	Clamp-R	12	53	1
237-22	O-Ring	31	15	1	2412-129	Clamp-Hose	24	27	2
237-22	O-Ring	24	20	2	2412-133	Clamp-R	7	42	2
237-22	O-Ring	14	23	6	2412-146	Clamp-Spring	22	34	2
237-22	O-Ring	20	36	4	251-259	Bearing-Ball	30	11	2
237-22	O-Ring	34	47	2	251-318	Bearing-Ball	36	7	2
237-30	O-Ring	31	11	2	253-129	Seal-Grease	70	28	2
237-30	O-Ring	17	12	1	254-65	Cone-Tapered Bearing	27	28	2
237-30	O-Ring	16	13	7	254-66	Cup-Tapered Bearing	27	27	2
237-30	O-Ring	20	19	19	254-72	Cup-Bearing	70	17	4
237-42	O-Ring	16	3	2	254-91	Cone-Bearing	27	23	1
237-42	O-Ring	17	5	2	254-94	Cone-Bearing	70	16	4
237-42	O-Ring	69	6	1	256-42	Bushing-Sleeve	6	34	2
237-42	O-Ring	73	6	2	256-113	Bushing-Flange	30	19	2
237-42	O-Ring	19	12	2	256-115	Washer-Thrust	75	26	8
237-42	O-Ring	18	16	2	256-115	Washer-Thrust	73	41	11
237-42	O-Ring	14	25	4	256-121	Washer-Thrust	70	12	2
237-42	O-Ring	15	49	1	256-236	Bearing-Flange	6	24	4
237-65	O-Ring	14	10	5	256-287	Bushing-Flange	75	38	4
237-65	O-Ring	16	22	1	281-13	Plug-Pipe	67	36	2
237-65	O-Ring	34	50	2	282-4	Clevis-Spring	75	3	2
237-78	O-Ring	17	1	12	282-4	Clevis-Spring	73	21	3
237-78	O-Ring	20	2	5	283-6	Pin-Clevis	75	10	2
237-78	O-Ring	73	3	6	283-6	Pin-Clevis	73	15	3
237-78	O-Ring	18	4	7	283-58	Pin-Clevis	6	30	4
237-78	O-Ring	19	4	8	285-22	Plug-Pipe	69	9	1
237-78	O-Ring	16	7	6	302-5	Fitting-Grease	72	7	2
237-78	O-Ring	69	7	1	302-5	Fitting-Grease	70	11	4
237-78	O-Ring	75	12	4	302-5	Fitting-Grease	73	11	6
237-78	O-Ring	24	22	1	302-5	Fitting-Grease	77	13	1
237-78	O-Ring	70	31	2	302-5	Fitting-Grease	78	13	1
237-79	O-Ring	16	9	6	302-5	Fitting-Grease	79	13	1
237-79	O-Ring	17	10	1	302-5	Fitting-Grease	80	13	1
237-79	O-Ring	31	17	3	302-5	Fitting-Grease	30	20	1

*Not Illustrated

TORO PART NUMBER INDEX (Cont.)

Part No.	Description	Pg. Ref. No. No. Qty.	Part No.	Description	Pg. Ref. No. No. Qty.
302-5	Fitting-Grease	35 22 2	325-7	Screw-HH	24 13 2
302-5	Fitting-Grease	75 29 4	325-12	Screw-HH	67 30 2
302-5	Fitting-Grease	6 39 1	327-2	Screw-HH	70 3 1
302-10	Fitting-Grease 45°	36 10 1	328-7	Screw-HH	73 18 4
304-46	Drain-Radiator	33 10 1	328-12	Screw-HH	73 13 2
304-46	Fitting-Drain	22 27 1	328-25	Screw-HH	70 30 1
304-73	Fitting-Barbed	22 2 1	328-27	Screw-HH	71 49 1
321-2	Screw-HH	24 6 1	3210-8	Screw-HH	26 19 8
321-4	Screw-HH	3 6 2	3212-4	Screw-HH	81 * 2
321-4	Screw-HH	33 23 7	3213-2	Screw-HH	37 60 8
321-4	Screw-HH	7 31 1	3217-6	Nut-Hex	8 32 1
321-5	Screw-HH	67 23 2	3217-6	Nut-Hex.	30 28 1
321-8	Screw-HH	22 31 1	3217-9	Nut-Hex.	67 32 2
321-11	Screw-HH	19 6 4	3217-9	Nut-Lock	81 7 3
321-15	Screw-HH	11 33 3	3218-1	Nut-Jam	25 50 1
321-18	Screw-HH	18 5 4	3220-3	Nut-Jam	6 1 2
321-23	Screw-HH	14 13 2	3220-3	Nut-Jam	70 14 8
321-39	Screw-HH	1 15 7	3220-5	Nut-Jam	70 36 2
321-39	Screw-HH	11 26 2	3220-6	Nut	5 27 1
322-2	Screw-HH	33 36 4	3220-6	Nut-Steering Wheel	4 8 1
322-2	Screw-HH	37 49 4	3220-7	Nut-Jam	70 23 2
322-3	Screw-HH	7 14 13	3220-12	Nut-Jam LH Thread	70 38 2
322-3	Screw-HH	30 18 2	3230-2	Bolt-Carriage	36 13 1
322-3	Screw-HH	6 25 8	3234-5	Screw-HHF	2 34 1
322-3	Screw-HH	16 28 4	3234-5	Screw-Whiz Lock	33 3 6
322-3	Screw-HH	1 30 4	3234-7	Screw-HHF (Europe)	2 42 1
322-3	Screw-HH	11 35 2	3234-13	Screw-Cap Flange Hd.	71 52 2
322-4	Screw-HH	67 11 3	3234-14	Screw-HWH	2 33 14
322-4	Screw-HH	22 28 1	3234-29	Screw	67 41 2
322-4	Screw-HH	2 40 2	3234-29	Screw-HHF	37 55 6
322-4	Screw-HH	37 53 9	3250-29	Screw-HH	7 7 4
322-5	Screw-HH	75 6 3	3253-3	Washer-Lock	24 7 1
322-5	Screw-HH	19 17 2	3253-3	Washer-Lock	7 30 1
322-5	Screw-HH	1 19 4	3253-3	Washer-Lock	11 32 3
322-5	Screw-HH	73 26 3	3253-4	Washer-Lock	4 2 2
322-5	Screw-HH	67 28 2	3253-4	Washer-Lock	7 13 4
322-5	Screw-HH	12 54 1	3253-4	Washer-Lock	75 16 2
322-5	Screw-HH	34 60 4	3253-4	Washer-Lock	30 17 2
322-6	Screw-HH	75 17 4	3253-4	Washer-Lock	1 20 4
322-6	Screw-HH	8 30 1	3253-4	Washer-Lock	16 29 4
322-6	Screw-HH	36 38 8	3253-4	Washer-Lock	33 39 4
322-6	Screw-HH	67 42 2	3253-4	Washer-Lock	36 43 6
322-7	Screw-HH	30 10 1	3253-5	Washer-Lock	31 5 2
322-9	Screw-HH	35 19 2	3253-6	Washer-Lock	81 * 2
322-10	Screw-HH	30 3 1	3253-6	Washer-Lock	8 25 2
322-12	Screw-HH	75 32 2	3253-7	Washer-Lock	81 5 9
322-13	Screw-HH	18 29 4	3253-7	Washer-Lock	75 39 4
322-13	Screw-HH	73 35 6	3253-7	Washer-Lock	74 58 6
322-13	Screw-HH	76 50 3	3253-7	Washer-Lock	37 61 8
323-4	Screw-HH	7 2 2	3253-7	Washer-Lock	34 64 2
323-4	Screw-HH	14 43 2	3253-15	Washer-Lock	22 8 5
323-6	Screw-HH	35 3 4	3253-19	Washer-Lock	12 *71 2
323-6	Screw-HH	36 12 2	3253-21	Washer-Lock	67 15 1
323-6	Screw-HH	76 54 2	3253-21	Washer-Lock	24 33 2
323-7	Screw-HH	70 1 4	3253-21	Washer-Lock	14 42 2
323-8	Screw-HH	36 45 1	3253-21	Washer-lock	37 50 1
323-9	Screw-HH	6 3 1	3253-27	Washer-Lock	67 31 2
323-9	Screw-HH	67 14 1	3253-33	Washer-Lock	8 31 1
323-10	Screw-HH LH	36 33 1	3255-8	Washer-Lock	37 52 1
323-11	Screw-HH	73 39 1	3255-8	Washer-Lock ETLW	4 15 1
323-12	Screw-HH	31 4 2	3255-9	Washer-Lock	36 16 2
323-12	Screw-HH	24 32 2	3256-1	Washer-Flat	3 7 2
323-12	Screw-HH	74 56 2	3256-1	Washer-Flat	11 13 5
323-12	Screw-HH RH	36 27 3	3256-1	Washer-Flat	1 14 10
323-20	Screw-HH	25 49 2	3256-1	Washer-Flat	4 29 2
324-7	Screw-HH	24 29 4	3256-2	Washer-Flat	33 34 4
325-2	Screw-HH	34 65 2	3256-3	Washer-Flat	2 31 4
325-4	Screw-HH	75 35 4	3256-3	Washer-Flat	11 34 3
325-4	Screw-HH	74 59 6	3256-4	Washer-Flat	35 4 8
325-5	Screw-HH	81 6 9	3256-5	Washer-Flat	8 4 1

*Not Illustrated

TORO PART NUMBER INDEX (Cont.)

Part No.	Description	Pg. No.	Ref. No.	Qty.	Part No.	Description	Pg. No.	Ref. No.	Qty.
3256-6	Washer-Flat	75	40	4	3296-16	Nut-Lock	3	9	2
3256-6	Washer-Flat	74	57	6	3296-20	Nut-Lock	4	16	4
3256-22	Washer-Flat	6	6	2	3296-20	Nut-Lock	7	51	1
3256-22	Washer-Flat	4	11	4	3296-23	Nut-Lock	24	16	2
3256-22	Washer-Flat	33	22	4	3296-29	Nut-Lock	30	9	4
3256-22	Washer-Flat	22	33	1	3296-29	Nut-Lock	75	9	11
3256-22	Washer-Flat	25	54	2	3296-29	Nut-Lock	36	19	15
3256-23	Washer-Flat	75	7	10	3296-29	Nut-Lock	35	20	2
3256-23	Washer-Flat	7	12	8	3296-29	Nut-Lock	6	23	8
3256-23	Washer-Flat	1	18	6	3296-29	Nut-Lock	7	23	10
3256-23	Washer-Flat	73	25	3	3296-29	Nut-Lock	67	26	8
3256-23	Washer-Flat	4	31	6	3296-29	Nut-Lock	22	29	1
3256-23	Washer-Flat	36	34	10	3296-29	Nut-Lock	18	30	4
3256-23	Washer-Flat	33	38	4	3296-29	Nut-Lock	74	45	3
3256-24	Washer-Flat	70	2	2	3296-29	Nut-Lock	34	59	2
3256-24	Washer-Flat	6	4	1	3296-39	Nut-Lock	70	5	2
3256-24	Washer-Flat	8	5	1	3296-39	Nut-Lock	35	6	4
3256-24	Washer-Flat	67	16	1	3296-39	Nut-Lock	7	9	3
3256-24	Washer-Flat	7	19	3	3296-39	Nut-Lock	36	28	1
3256-24	Washer-Flat	73	24	3	3296-39	Nut-Lock	75	31	6
3256-24	Washer-Flat	36	30	5	3296-39	Nut-Lock	24	35	2
3256-24	Washer-Flat	75	30	4	3296-39	Nut-Lock	6	38	1
3256-24	Washer-Flat	14	41	2	3296-39	Nut-Lock	74	52	2
3256-24	Washer-Flat	67	46	2	3296-42	Nut-Lock	1	13	7
3256-26	Washer-Flat	30	2	1	3296-42	Nut-Lock	14	15	2
3256-26	Washer-Flat	81	4	9	3296-42	Nut-Lock	18	21	4
3256-26	Washer-Flat	4	22	1	3296-42	Nut-Lock	11	22	4
3256-26	Washer-Flat	8	24	2	3296-42	Nut-Lock	33	25	7
3256-26	Washer-Flat	34	63	2	3296-42	Nut-Lock	4	30	2
3256-40	Washer-Flat	37	62	4	3296-42	Nut-Lock	22	32	1
3256-46	Washer-Flat	8	20	1	3296-44	Nut-Lock	8	22	1
3256-69	Washer-Thrust	6	31	3	3296-44	Nut-Lock	73	23	4
3256-70	Washer-Flat	18	31	4	3296-48	Nut-Lock	24	45	4
3256-70	Washer-Flat	20	37	4	3296-51	Nut-Lock	73	19	6
3256-70	Washer-Flat	73	37	6	3296-54	Nut-Lock	7	4	4
3256-70	Washer-Plain	76	46	2	3296-56	Nut-Lock	24	4	2
3256-78	Washer-Flat	36	20	1	3296-59	Nut-Lock	6	22	1
3258-166	Screw-PPH	11	12	5	3296-59	Nut-Lock	37	56	1
3258-166	Screw-PPH	4	28	2	32104-76	Screw-Thread Forming	74	48	2
3258-166	Screw-PPH	2	46	3	32105-13	Screw-HH	11	17	4
3269-10	Washer-Back-up	33	30	7	32105-21	Screw	30	4	2
3269-13	Rivet-Pop	33	32	17	32108-9	Screw-Machine	24	12	1
3269-15	Rivet-Pop	33	5	8	32120-74	Ring-Retaining	29	53	1
3272-2	Pin-Cotter	6	5	2	32120-93	Ring-Retaining	75	25	4
3272-4	Pin-Cotter	1	11	2	32120-93	Ring-Retaining	73	29	6
3272-5	Pin-Cotter	4	17	3	32121-2	Pin-Roll	36	4	2
3272-10	Pin-Cotter	30	1	1	32121-6	Pin-Roll	6	9	1
3272-10	Pin-Cotter	75	4	2	32121-16	Pin-Roll	6	32	1
3272-10	Pin-Cotter	73	17	3	32121-27	Pin-Roll	73	2	3
3272-10	Pin-Cotter	4	21	1	32121-27	Pin-Roll	76	62	2
3272-10	Pin-Cotter	7	21	2	32121-38	Pin-Roll	7	22	1
3272-10	Pin-Cotter	6	40	4	32121-45	Pin-Roll	6	10	2
3272-13	Pin-Cotter	70	25	2	32121-50	Pin-Roll	6	41	1
3273-26	Screw-Hex. Socket Hd.	11	45	2	32121-122	Pin-Roll	75	44	2
3290-271	Rivet-Pop	33	20	2	32121-122	Pin-Roll	74	55	3
3290-354	Plate-Nut	11	36	2	32122-24	Screw-Round Hd.	22	9	5
3290-378	Tie-Cable	20	*	4	32128-20	Nut-Flange Lock	19	18	2
3290-378	Tie-Cable	4	*	3	32128-20	Nut-Lock	67	21	3
3290-378	Tie-Cable	33	17	1	32128-20	Nut-Whiz	33	8	8
3290-378	Tie-Cable	75	42	2	32128-25	Nut-Flange	7	38	4
3290-378	Tie-Cable	74	68	5	32128-26	Nut-Flange	8	21	4
3290-379	Tie-Cable	75	1	4	32128-33	Nut-Flange Head	2	45	3
3290-379	Tie-Cable	73	14	3	32128-33	Nut-Lock	67	9	2
3290-410	Tie-Cable, Push On	4	*	4	32128-33	Nut-Lock	19	10	4
3290-461	Washer-Belleville	6	21	1	32128-33	Nut-Lock, Flange Hd.	12	55	3
3290-488	Boot-Lift Control	11	40	1	32128-36	Nut-HFH	37	67	3
3290-489	Knob-Lift Control	11	3	1	32144-5	Nut	26	1	8
3296-2	Nut-Lock	11	18	4	32144-10	Screw-HWH	14	33	2
3296-3	Nut-Lock	7	27	1	32144-14	Screw-HH	37	64	2
3296-9	Nut-Hex.	30	24	2	32144-14	Screw-HWH	2	49	2

*Not Illustrated

TORO PART NUMBER INDEX (Cont.)

Part No.	Description	Pg. Ref.			Part No.	Description	Pg. Ref.		
		No.	No.	Qty.			No.	No.	Qty.
32144-14	Screw-Self Tapping	74	66	3	340-98	Fitting-Hydraulic 90°	16	2	2
32144-18	Screw-HH	12	46	2	340-98	Fitting-Hydraulic 90°	20	7	10
32144-21	Screw	4	6	1	340-101	Fitting-Hydraulic 45°	16	10	2
32144-22	Screw-HH	30	13	4	340-101	Fitting-Hydraulic 45°	17	11	1
32144-26	Screw-TAP	4	1	2	340-103	Fitting-Hydraulic 45°	20	3	5
32144-58	Screw-HSH	20	32	4	340-103	Fitting-Hydraulic 45°	70	32	2
32144-112	Screw-HH	24	8	8	340-103	Fitting-Hydraulic 45°	75	13	1
32144-112	Screw-Thread Forming	26	13	8	340-124	Fitting-Straight	34	48	2
32151-36	Ring-Retaining	70	7	2	340-127	Nut-Bulkhead	20	12	4
32151-36	Ring-Retaining	76	47	4	340-132	Fitting-Hydraulic 90°	18	3	3
32151-41	Ring-Retaining	21	13	1	340-132	Fitting-Hydraulic 90°	73	4	5
32151-48	Ring-Retaining	75	5	2	340-132	Fitting-Hydraulic 90°	19	8	1
32151-48	Ring-Retaining	73	20	3	340-132	Fitting-Hydraulic 90°	75	22	3
32151-61	Ring-Retaining	75	18	4	340-139	Fitting-Hydraulic 90°	16	23	1
32151-62	Ring-Retaining	24	38	1	340-139	Fitting-Hydraulic 90°	14	35	1
32151-77	Ring-Retaining	70	40	1	340-143	Fitting-Hydraulic 90°	19	11	1
32152-10	Nut	77	2	1	340-143	Fitting-Hydraulic 90°	17	18	1
32152-10	Nut	78	2	1	340-143	Fitting-Hydraulic 90°	16	32	1
32152-10	Nut	79	2	1	340-143	Fitting-Hydraulic 90°	74	70	1
32152-10	Nut	80	2	1	351-78	Edging	7	1	1
32153-6	Nut-Lock	70	6	2	351-80	Clip	7	40	1
33014-00	Nut-Lock	35	11	4	353-508	Plug-Hydraulic	14	40	1
33024-00	Nut-Lock	35	13	1	353-512	Fitting-Hydraulic Plug	19	5	2
33094-00	Washer-Flat	35	8	2	353-550	Plug-Drain	14	44	1
33103-025	Screw-HHF	22	25	3	353-599	Pin-Dowel	21	3	2
33104-020	Screw-HFH	14	38	6	353-682	Fitting-Hydraulic Straight	14	20	1
33105-025	Screw-HH	14	36	3	353-783	Fitting-Fuel	22	3	1
33114-016	Screw-HH	36	35	2	353-783	Fitting-Fuel	67	35	1
33114-020	Screw-HH	35	29	2	353-989	Plug	17	6	2
33114-025	Screw-HH	35	15	5	353-990	Plug	17	2	11
340-1	Fitting-Hydraulic Straight	19	19	2	353-991	Plug	17	17	2
340-1	Fitting-Hydraulic Straight	16	40	2	354-20	Fitting-Fuel Tee	22	15	1
340-1	Fitting-Straight	74	64	2	354-21	Fitting-Fuel Straight	22	14	1
340-2	Fitting-Hydraulic Straight	18	15	2	354-22	Fitting-Fuel, Straight	22	13	1
340-3	Fitting-Hydraulic Straight	31	16	1	354-46	Ring-Seal	21	8	1
340-3	Fitting-Hydraulic, Straight	24	19	2	354-50	Screw-HSH	21	1	4
340-4	Fitting-Hydraulic Straight	16	5	1	354-51	Washer	21	2	4
340-4	Fitting-Hydraulic Straight	31	10	2	354-70	Plug	17	21	1
340-8	Fitting-Hydraulic Straight	14	11	2	354-72	Fitting-Hydraulic 45°	24	42	1
340-70	Nut-Bulkhead	20	11	2	354-73	Fitting-Hydraulic Straight	14	24	2
340-71	Fitting-Hydraulic	20	31	2	354-74	Fitting-Hydraulic Plug	14	16	1
340-77	Fitting-Hydraulic 90°	14	22	1	354-75	Fitting-Hydraulic 90°	24	40	1
340-77	Fitting-Hydraulic 90°	18	27	1	354-77	Fitting-Hydraulic Test Port	24	23	1
340-82	Fitting-Hydraulic 90°	15	47	2	354-77	Fitting-Test Port	16	11	2
340-87	Fitting-Hydraulic 45°	14	27	1	354-78	Fitting-Hydraulic	31	3	1
340-92	Fitting-Hydraulic Straight	19	3	4	354-79	Cap-Test Port	16	12	2
340-92	Fitting-Hydraulic Straight	16	17	2	354-79	Cap-Test Port	24	24	1
340-92	Fitting-Hydraulic Straight	18	26	4					

TABLE OF CONTENTS

Description	Page	Description	Page
Frame & Body Asm	1-2	Main Bearing Case Asm	45
Hood Switch & Lock Asm	3	Cam Shaft Asm	46
Steering Tower Asm	4	Piston & Crankshaft Asm	47
Steering Valve Asm No. 75-0600	5	Flywheel Asm	48
Traction & Brake Pedals Asm	6	Fuel Camshaft Asm	49
Seat & Throttle Asm	7	Engine Stop Lever Asm	50
Seat Suspension Asm	8	Stop Solenoid & Fuel Pump Asm	51
Diagnostic-ACE Display Asm	9	Injection Pump Asm	52
Electrical Schematic	10	Injection Pump Asm (Continued)	53
Control Console Asm	11-12	Governor Asm	54
Hydraulic Schematic	13	Speed Control Plate Asm	55
Hydraulic Reservoir Asm	14-15	Nozzle Holder & Glow Plug Asm	56
Hydraulic Control Manifold Asm	16	Nozzle Holder Asm	57
Control Manifold Asm	17	Alternator & Pulley Asm	58
Front Hydraulic Manifolds	18	Alternator Asm	59
Rear Hydraulic Manifolds	19	Starter Mount Asm	60
Cutting Unit Hydraulic Components	20	Starter Asm	61
Reel Motor Asm No. 93-1375	21	Water Flange & Thermostat Asm	62
Fuel Tank Asm	22	Water Pump Asm	63
Fuel Filter Asm	23	Valve & Rocker Arm Asm	64
Front Axle & Transmission Asm	24-25	Exhaust & Intake Manifold Asm	65
Front Axle Asm No. 94-6933	26-27	Turbo Charger Asm	66
Brake Asm	28	Engine Components Asm	67
Transmission Asm No. 75-0012	29	Air Cleaner Asm	68
Traction Control Asm	30	Filter, Water/Fuel Separator	69
Gear Pump Installation Asm	31	Rear Axle Asm	70-71
Hydraulic Pump Asm No. 98-9796	32	Hydraulic Cylinder No. 75-1200	72
Radiator Asm	33-34	Front Lift Arms Asm	73-74
Muffler & Pump Drive Asm	35	Rear Lift Arms Asm	75-76
Engine Installation Asm	36-37	Hydraulic Cylinder Asm No. 93-9311	77
Crankcase Asm	38	Hydraulic Cylinder Asm No. 93-9310	78
Oil Pan Asm	39	Hydraulic Cylinder Asm No. 98-8069	79
Cylinder Head Asm	40	Hydraulic Cylinder Asm No. 98-8068	80
Gear Caser Asm	41	Roll Over Protection System (R.O.P.S.) (Optional)	81
Oil Cooler & Pipe Asm	42	Special Tools	82
Head Cover Asm	43	Part Number Index	83-95
Dipstick & Guide Asm	44		

IDENTIFICATION AND ORDERING

MODEL AND SERIAL NUMBERS

The Reelmaster® 5400D has two identification numbers; a model number and a serial number. The two numbers are stamped on a decal which is located on the traction unit frame under the seat. In any correspondence concerning the Reelmaster 5400D, supply model and serial numbers to assure that correct information and replacement parts are obtained.

To order replacement parts from an Authorized TORO Service Dealer, supply the following information:

1. Model and serial number of the Reelmaster 5400D.
2. Part number, description, and the quantity of part(s) desired.

NOTE: Do not order by reference number if a parts catalog is being used; use the PART NUMBER.

COUNTRIES OTHER THAN THE UNITED STATES OR CANADA

Customers who have purchased TORO products exported from the United States or Canada should contact their Toro Distributor

(Dealer) to obtain guarantee policies for your country, province or state.