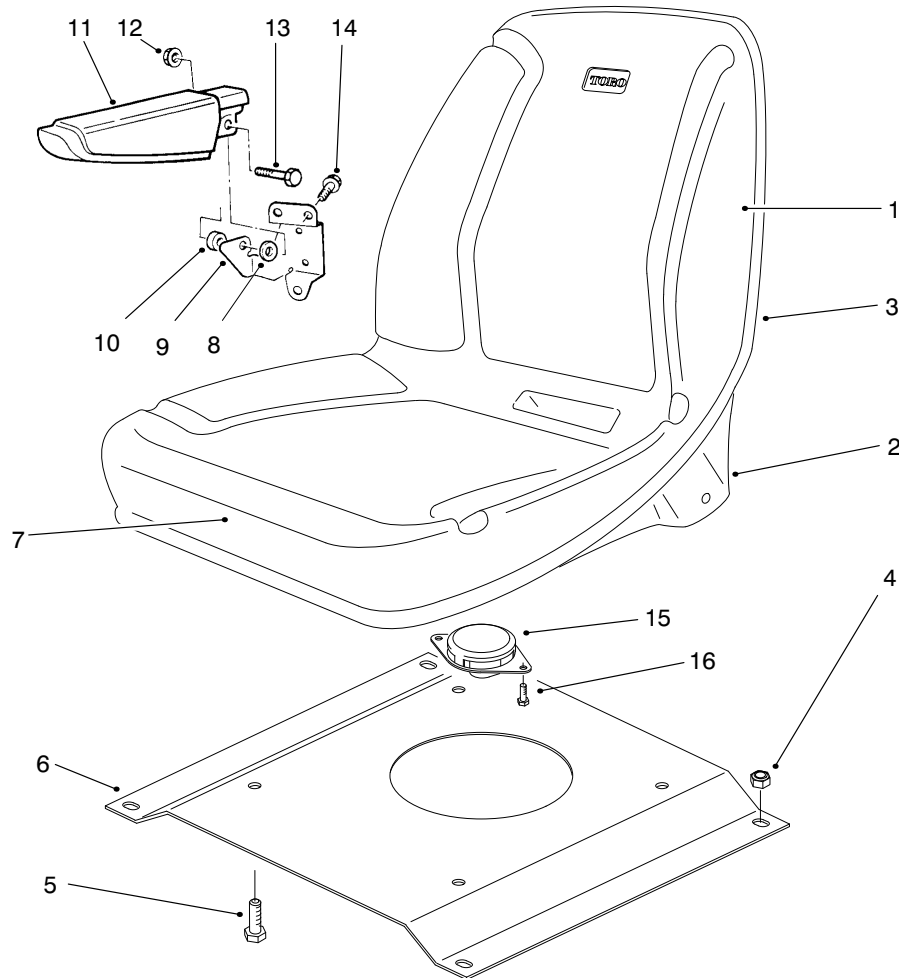




MODEL NO. 30581-90001 & UP

PARTS
CATALOG

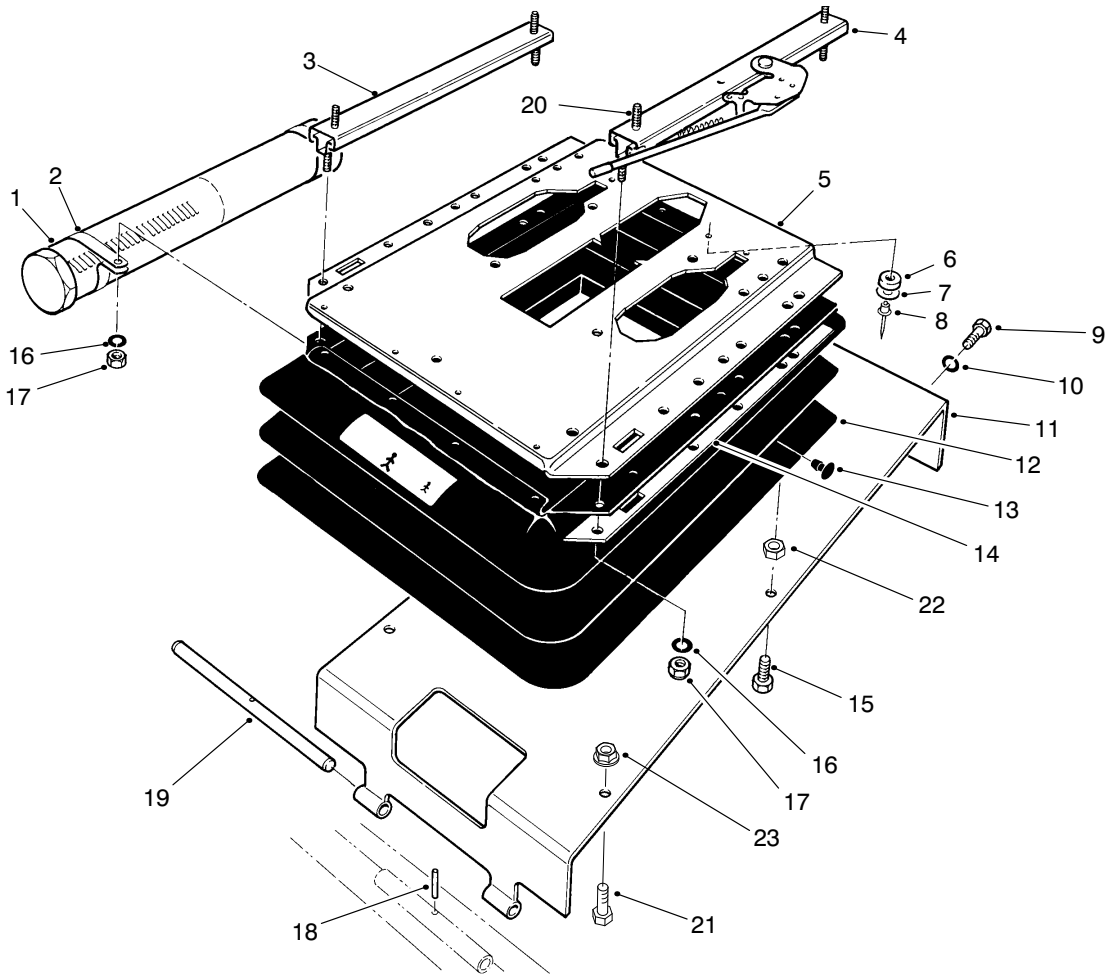
GROUNDMASTER® 580-D Traction Unit



T-1278-2

SEAT ASM

Ref. No.	Part No.	Description	No. Used	Ref. No.	Part No.	Description	No. Used
1	92-6280	Asm-Seat (Incl. Ref. #2, 3 & 7)	1	10	92-7301	Spacer	2
2	92-6534	Shell-Seat	1	11	69-1180	Armrest	2
3	351-78	Edging	1	12	32128-19	Nut-HHF	2
4	3296-29	Nut-Lock	4	13	323-9	Screw-HH	2
5	3234-5	Screw-HH	4	14	3234-14	Screw-HH	6
6	98-3048	Plate-Seat	1	15	92-6282	Switch-Seat	1
7	92-6533	Cushion-Seat	1	16	321-3	Screw-HH	2
8	3256-24	Washer-Flat	2	*	98-7326	Harness-Wire, Seat Switch	1
9	69-0770	Bracket-Arm Rest RH	1				
*	69-0760	Bracket-Arm Rest LH	1				

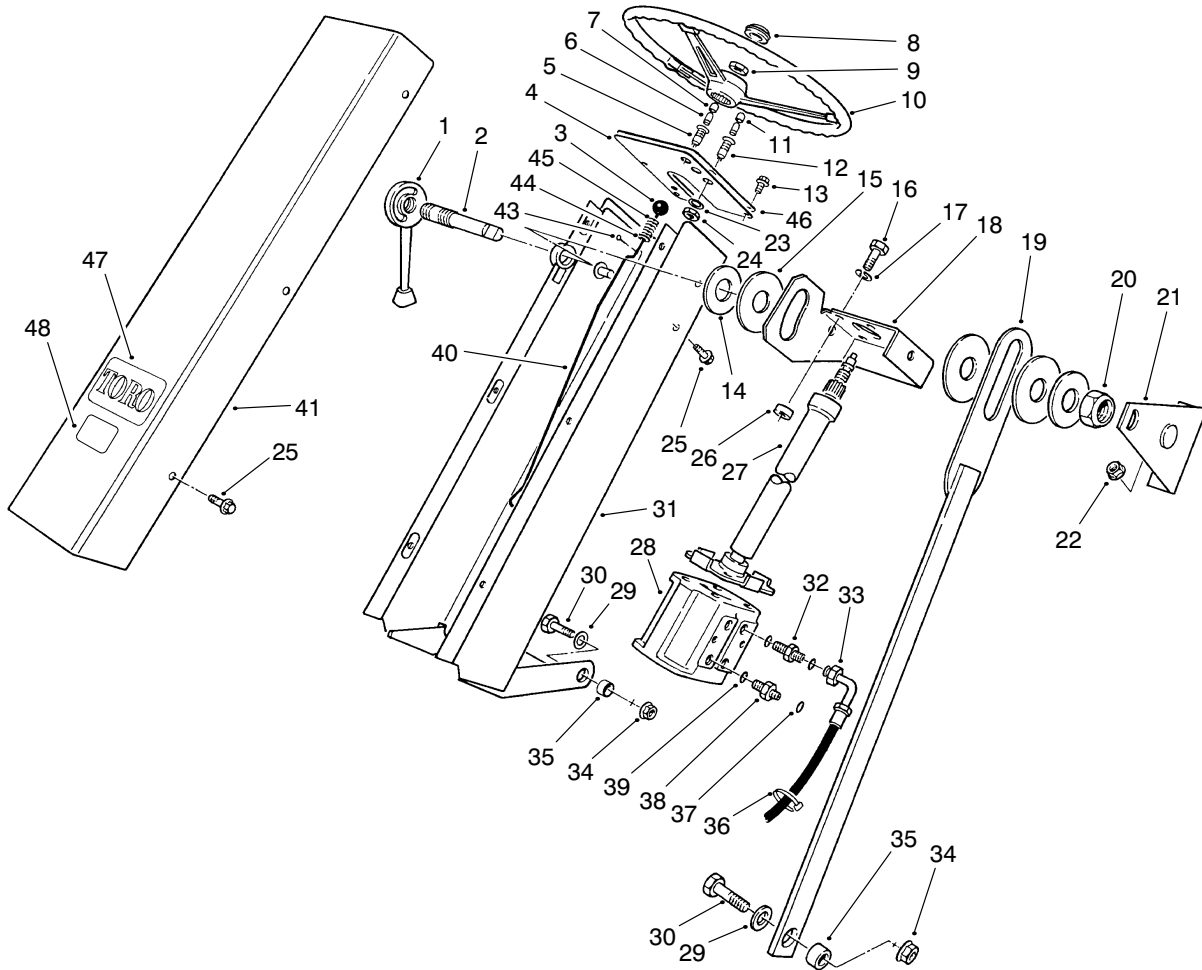


T-1279-1

SEAT PIVOT AND BELLOWS ASM

Ref. No.	Part No.	Description	No. Used
1	74-0720	Tube-Manual	1
2	2412-133	Clamp	2
3	66-8530	Track-Adjustment	1
4	82-9060	Track & Latch-Adjustment	1
5	71-2410	Plate-Upper Suspension (Incl. Ref. #6)	1
6	71-2400	Asm-Bumper (Incl. Ref. #7 & 8)	2
7	71-2380	Washer	2
8	71-2390	Rivet-Pop	2
9	323-6	Screw-HH	2
10	3253-21	Washer-Lock	2
11	83-6660	Support-Seat	1

Ref. No.	Part No.	Description	No. Used
12	71-2420	Bellows-Rubber	1
13	39-5710	Plug	21
14	40-3890	Trim	2
15	48-7780	Screw-HH	2
16	3256-23	Washer-Flat	4
17	3296-29	Nut-Lock	4
18	32121-4	Pin-Roll	1
19	27-4720	Pin-Pivot, Seat	1
20	3230-22	Bolt-CARR	1
21	33104-025	Screw-HHF	2
22	33015-00	Nut	2
23	33004-00	Nut-HWH	2



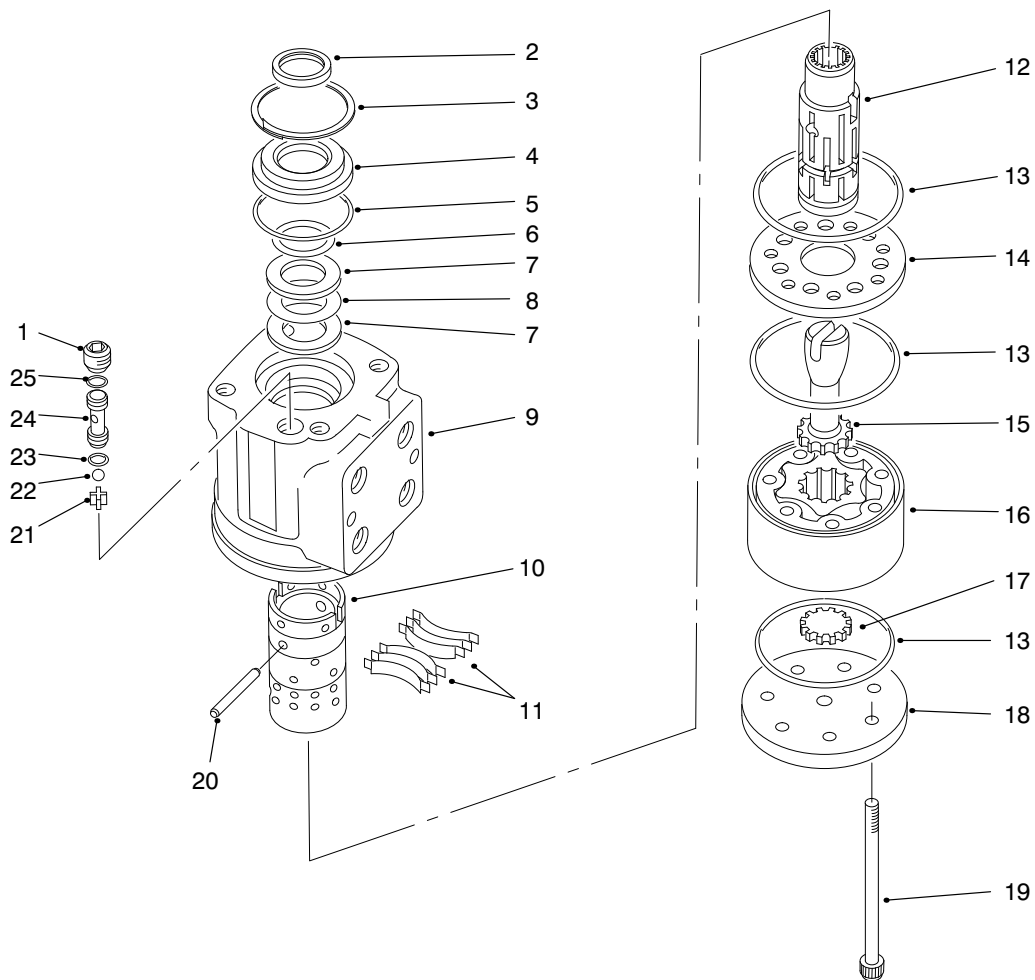
T-0338-4

STEERING TOWER ASM

Ref. No.	Part No.	Description	No. Used
1	69-1560	Lever-Lock	1
2	69-9230	Shaft-Steering Pivot	1
3	233-17	Knob	1
4	69-9440	Panel-Steering Tower	1
5	44-2210	Body-Indicator Light (Incl. Ref. #6-7 & 23-24)	1
†6		Bulb-Indicator Light (#1891)	3
7	218-533	Lens-Indicator Light (Red)	1
8	98-7325	Cover-Steering Wheel	1
9	47-6990	Nut-Hex.	1
10	68-8080	Wheel-Steering	1
11	218-562	Lens-Indicator Light (Amber)	2
12	44-2212	Body-Indicator Light (Incl. Ref. #6, 11 & 23-24)	2
13	32144-64	Screw-HWH	4
14	20-9500	Spacer	2
15	31-0390	Washer-Friction	3
16	323-7	Screw-HH	4
17	3253-21	Washer-Lock	4
18	69-9540	Bracket-Steering Gear	1
19	69-7760	Link-Steering Gear	1
20	3296-49	Nut-Lock	1
21	69-7740	Support-Steering Gear	1
22	32128-20	Nut-HHF	2
23	218-536	Washer-Lock	3

Ref. No.	Part No.	Description	No. Used
24	218-535	Nut-Hex.	3
25	3234-14	Screw-HWH	8
26	46-1600	Spacer	4
27	71-0540	Column-Steering	1
28	92-9748	Valve-Power Steering	1
29	3256-26	Washer-Flat	3
30	325-5	Screw-HH	3
31	69-8160	Tower-Steering	1
32	340-133	Fitting-Hydraulic Straight (Incl. Ref. #37 & 39)	3
33	69-5500	Hose-Hydraulic	4
34	32128-23	Nut-HHF	3
35	28-0380	Spacer	3
36	3290-378	Tie-Cable	5
37	237-22	O-Ring	4
38	69-6980	Valve-Check (Incl. Ref. # 37 & 39)	1
39	237-79	O-Ring	4
40	71-4060	Rod-Brake Latch	1
41	69-8510	Cover-Steering Tower	1
43	3272-5	Pin-Cotter	1
44	3256-22	Washer-Flat	1
45	95-1821	Spring-Compression	1
46	95-0825	Panel-Control	1
47	62-5550	Decal	1
48	93-7252	Decal-CE	1
*	72-0130	Kit-Horn	1

† Obtain Locally



T-1007-2

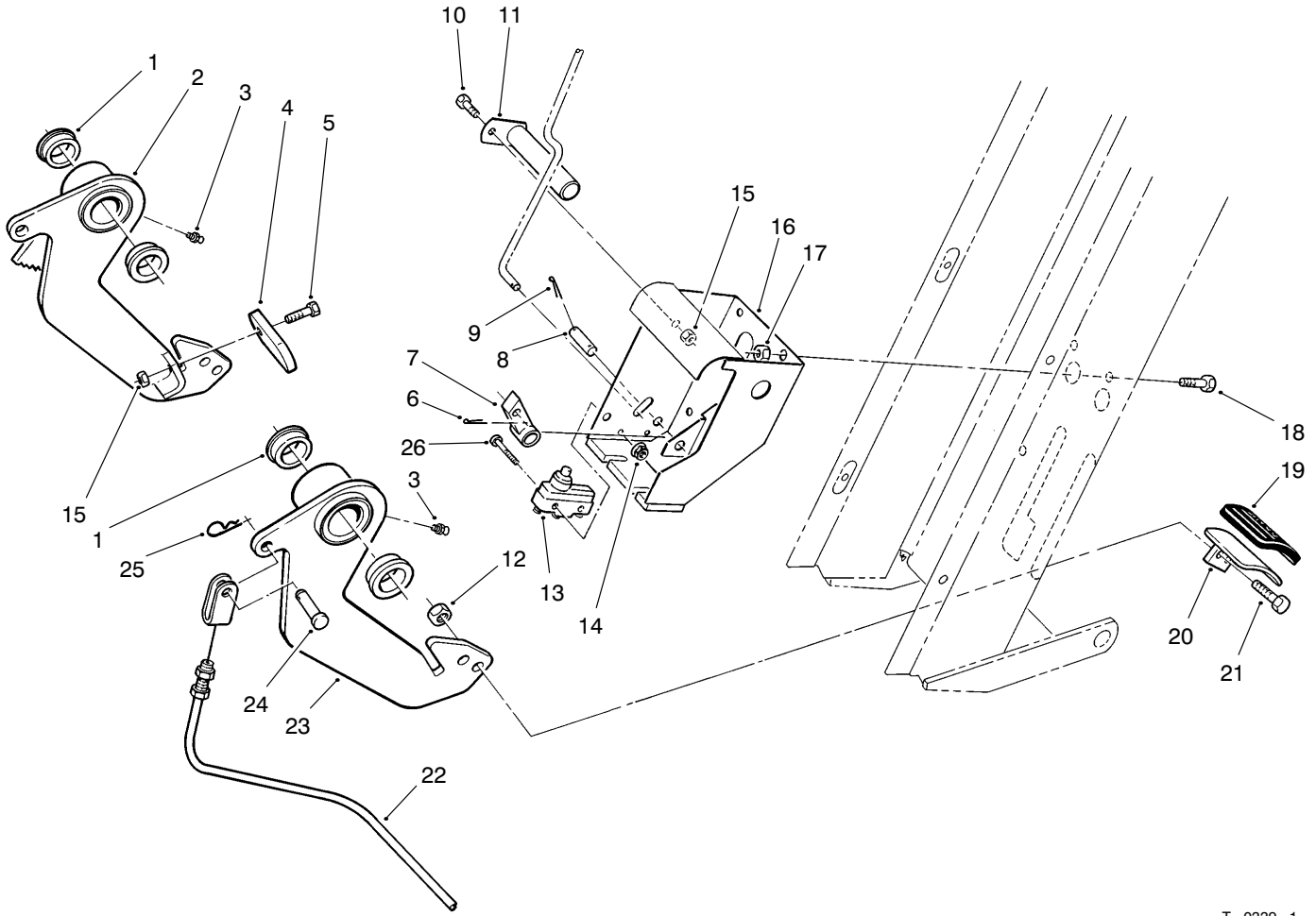
POWER STEERING VALVE ASM NO. 92-9748

Ref. No.	Part No.	Description	No. Used
1	52-9260	Screw-Set	1
†2		Seal-1" ID	1
3	52-9230	Ring-Retaining	1
4	52-9240	Bushing-Gland Seal	1
†5		Seal-1.875" ID	1
†6		Seal-Quad Ring	1
7	59-6730	Race-Bearing	2
8	59-6740	Bearing-Needle Thrust	1
†9		Housing	1
†10		Sleeve-Control	1
11	59-6820	Kit-Centering Spring	1
†12		Spool-Control	1
†13		Seal	3
14	92-9732	Plate-Wear	1
15	52-9320	Drive	1

Ref. No.	Part No.	Description	No. Used
16	69-1860	Gerotor	1
17	69-1880	Spacer	1
18	92-9730	Cap-End	1
19	92-9735	Screw-Cap	7
20	59-6830	Kit-Centering Pin	1
21	52-9290	Retainer-Check Ball	1
22	52-9280	Ball-Check	1
†23		Seal	1
24	52-9270	Seat-Check Ball	1
†25		Seal	1
*	52-9250	Kit-Needle Bearing (Incl. Ref. #7-8)	1
*	92-9749	Kit-Seal (Incl. Ref. #2, 5-6, 13, 23 & 25)	1

* Not Illustrated

† Not Serviceable Separately



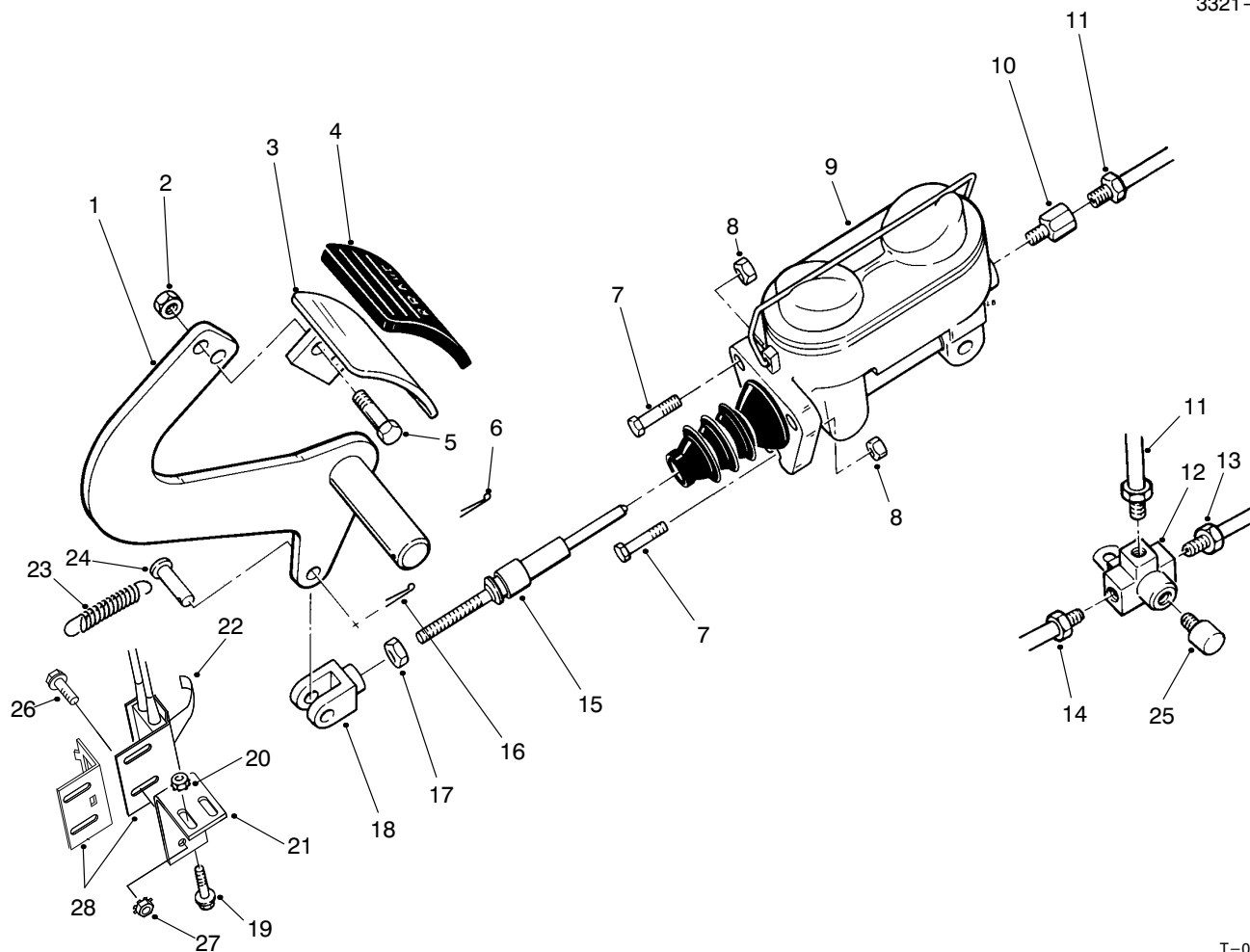
T-0339-1

STEERING BRAKE ASM

Ref. No.	Part No.	Description	No. Used
1	256-247	Bushing-Flange	4
2	69-7890	Arm-Brake RH (Incl. Ref. #1 & 3)	1
3	302-5	Fitting-Grease	2
4	69-9210	Lever-Brake Latch	1
5	321-4	Screw-HH	1
6	3272-5	Pin-Cotter	1
7	69-7720	Pawl-Brake	1
8	69-9200	Pin-Brake Pawl	1
9	3272-6	Pin-Cotter	2
10	321-2	Screw-HH	1
11	69-7790	Pin-Brake Arm	1
12	32152-1	Nut-Lock	4
13	29-6163	Switch-Micro	1
14	3296-9	Nut-Lock	2

Ref. No.	Part No.	Description	No. Used
15	32152-4	Nut-Lock	2
16	69-7840	Mount-Brake Arm	1
17	32128-20	Nut-HHF	3
18	3234-14	Screw-HH	3
19	49-6171	Pad-Brake Pedal LH	1
*	49-6172	Pad-Brake Pedal RH	1
20	69-7700	Pedal-Brake	2
21	323-4	Screw-HH	4
22	69-5670	Cable-Brake	2
23	69-7880	Arm-Brake LH (Incl. Ref. #1 & 3)	1
24	283-1	Pin-Clevis	2
25	3290-307	Pin-Cotter, Hair	2
26	3249-11	Screw-Machine	2
*	3290-378	Tie-Cable	3

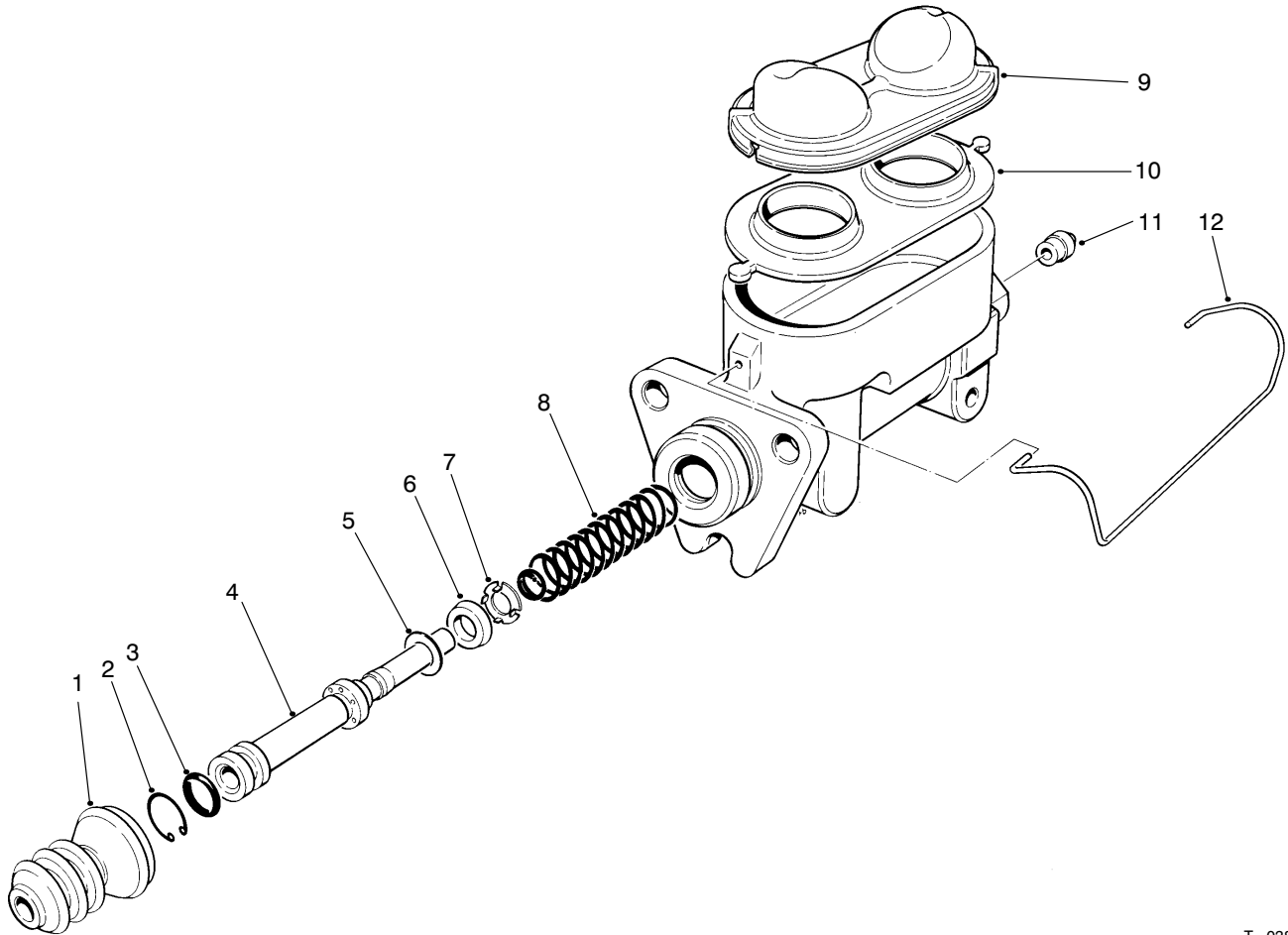
* Not Illustrated



T-0341-1

SERVICE BRAKE ASM

Ref. No.	Part No.	Description	No. Used	Ref. No.	Part No.	Description	No. Used
1	69-8750	Arm-Brake	1	15	69-9340	Rod-Brake	1
2	32152-1	Nut-Lock	2	16	3272-10	Pin-Cotter	1
3	69-7700	Pedal-Brake	1	17	3220-2	Nut-Jam	1
4	49-6170	Pad-Brake	1	18	282-2	Clevis-Brake Rod	1
5	322-3	Screw-HH	2	19	3234-13	Screw-HWH	2
6	3272-12	Pin-Cotter	1	20	32149-2	Nut-Keps	2
7	323-7	Screw-HH	3	21	93-7039	Bracket-Service Brake	1
8	32128-21	Nut-HHF	3	22	93-7037	Switch	1
9	69-2640	Asm-Master Cylinder	1	23	21-1830	Spring-Extension	1
10	353-994	Adapter	1	24	283-1	Pin-Clevis	1
11	74-2530	Tube-Hydraulic	1	25	218-242	Switch-Brake	1
12	218-243	Fitting-Tee	1	26	32144-1	Screw-HH	2
13	74-2510	Tube-Hydraulic LH	1	27	32127-11	Nut-Flexlok	2
14	74-2520	Tube-Hydraulic RH	1	28	93-9337	Bracket-Switch	1



T-0384-1

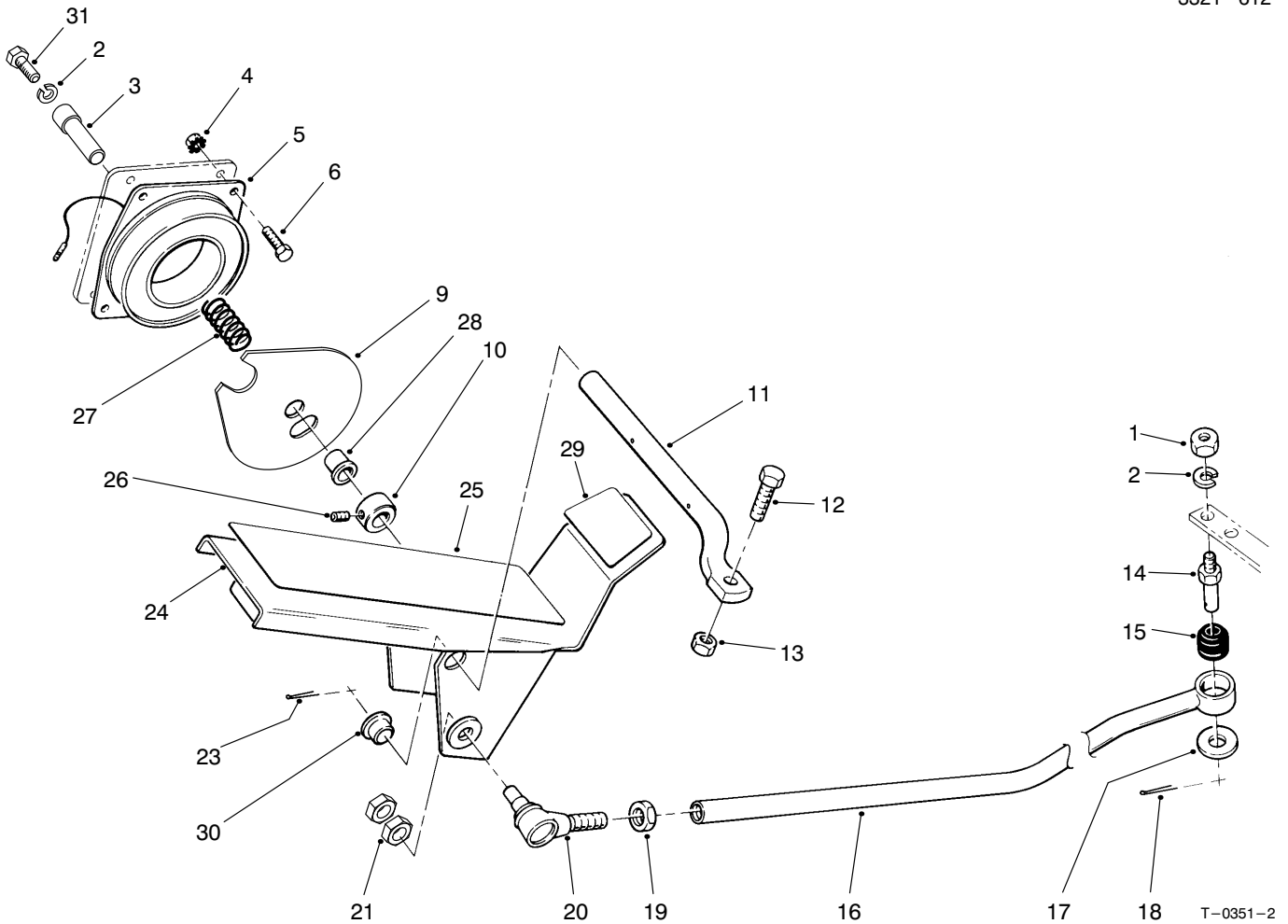
BRAKE SYSTEM MASTER CYLINDER NO. 69-2640

Ref. No.	Part No.	Description	No. Used
1	69-2650	Boot-Rod	1
2	69-2660	Ring-Retaining	1
†3		Seal-Lip	1
†4		Piston	1
†5		Protector-Cup	1
†6		Cup-Pumping	1
†7		Retainer-Cup	1

Ref. No.	Part No.	Description	No. Used
†8		Spring-Piston Return	1
9	69-2750	Cover-Reservoir	1
10	69-2760	Gasket-Diaphragm	1
11	69-2770	Seat-Tube	1
12	69-2740	Bail-Cover	1
*	69-2730	Asm-Piston (Incl. Ref. #3-8)	1

* Not Illustrated

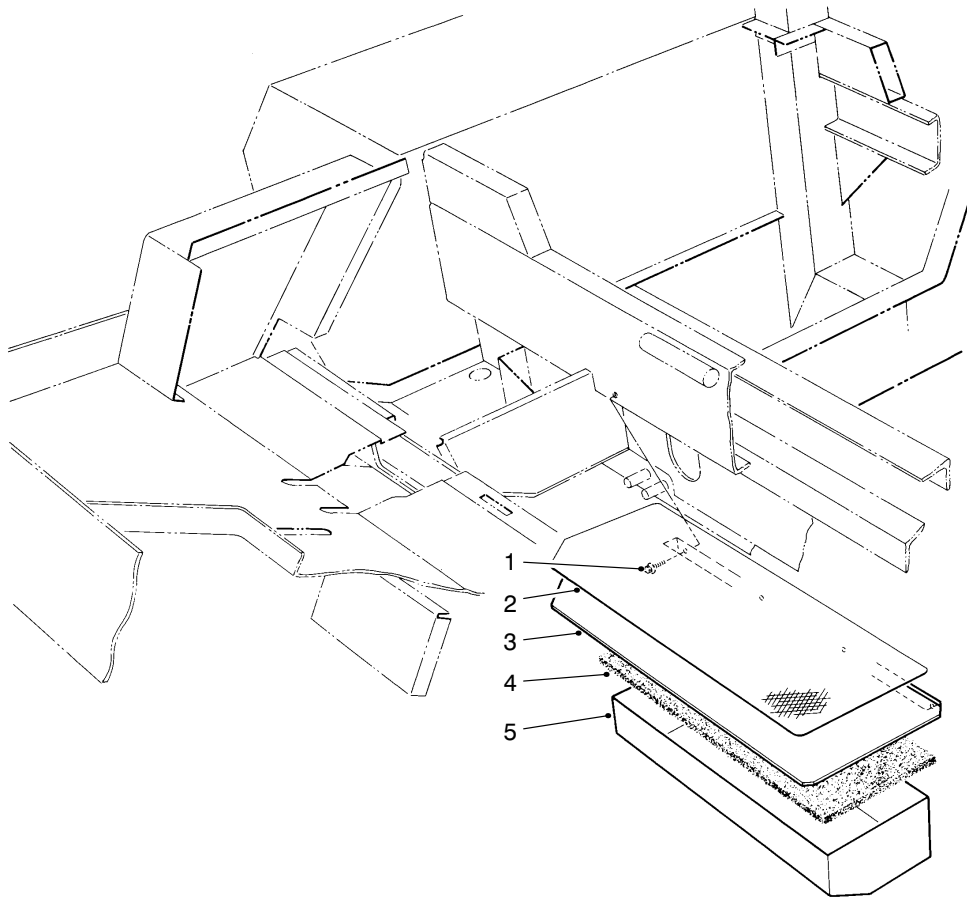
† Not Serviceable Separately



TRACTION PEDAL & CRUISE CONTROL ASM

Ref. No.	Part No.	Description	No. Used
1	3217-7	Nut-Lock	1
2	3253-21	Washer-Lock	2
3	92-9701	Shaft-Cruise Control	1
4	32149-2	Nut-Keps	4
5	42-1720	Asm-Field Core Coil	1
6	321-3	Screw-HH	4
9	99-5348	Plate-Clutch	1
10	43-6320	Collar-Locking	1
11	69-9390	Shaft-Pedal	1
12	3234-14	Screw-HH	1
13	32128-20	Nut-HHF	1
14	69-9030	Post-Neutral Device	1
15	23-2270	Bushing-Rubber	1
16	74-2700	Rod-Control	1

Ref. No.	Part No.	Description	No. Used
17	3256-6	Washer-Flat	1
18	3272-10	Pin-Cotter	1
19	3220-5	Nut-Jam	1
20	21-0141	Joint-Ball	1
21	3220-3	Nut-Jam	2
23	3272-7	Pin-Cotter	2
24	99-5347	Pedal-Traction	1
25	71-0440	Abrasive-Pedal Front	1
26	3245-32	Screw-Set	1
27	43-6200	Spring-Compression	1
28	256-273	Bushing-Flange	1
29	71-0450	Abrasive-Pedal Rear	1
30	256-156	Bushing-Flange	2
31	323-6	Screw-HH	1

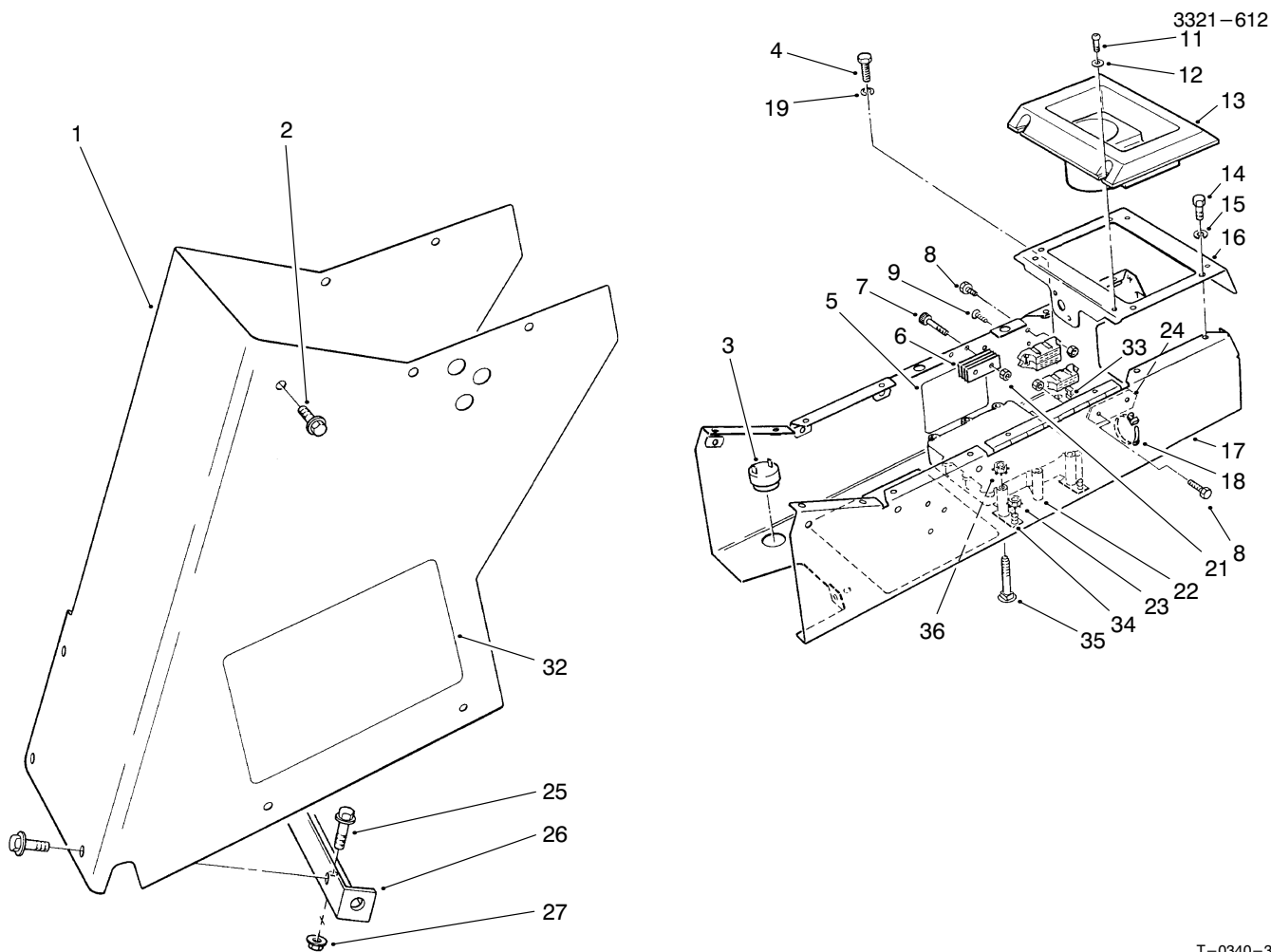


T-0876-1

TOOL BOX ASM

Ref. No.	Part No.	Description	No. Used
1	3234-14	Screw-HFH	4
2	71-0410	Cover-Abrasive	1
3	69-8080	Cover-Tool Box	1

Ref. No.	Part No.	Description	No. Used
4	69-9430	Foam-Tool Box	1
5	69-8110	Box-Tool	1



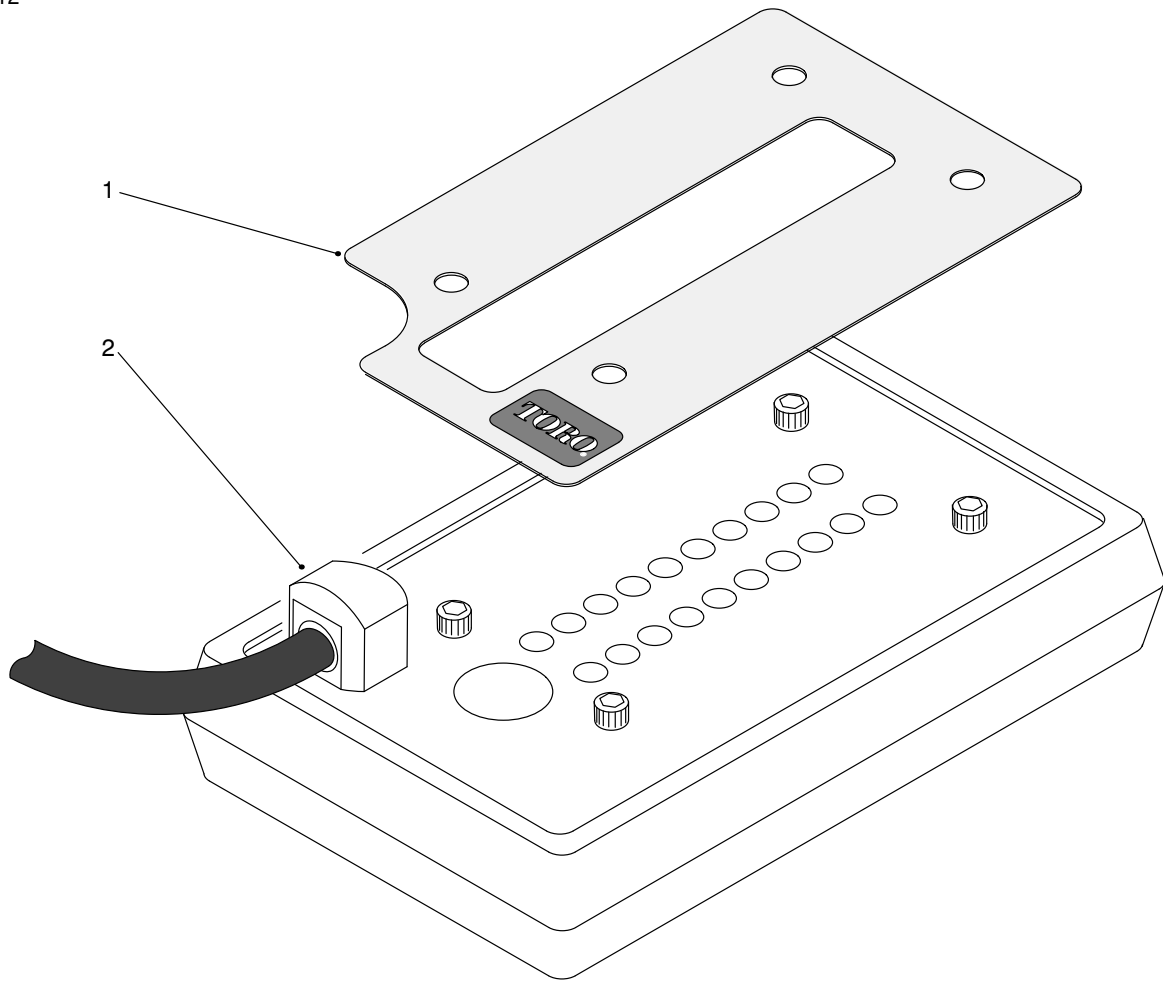
T-0340-3

CONTROL BOX ASM

Ref. No.	Part No.	Description	No. Used
1	69-9560	Housing-Control	1
2	3234-7	Screw-HWH	11
3	80-9330	Alarm-Audio	1
4	323-4	Screw-HH	4
5	98-1487	Decal-Fuse	1
6	69-6260	Magnet	1
7	32105-12	Screw-HSH	2
8	32105-13	Screw-HH	4
11	3290-133	Screw-Round Hd.	4
12	3256-22	Washer-Flat	4
13	69-7040	Holder-Cup	1
14	321-3	Screw-HH	4
15	3253-3	Washer-Lock	4
16	71-2430	Plate-Rear	1
17	71-4130	Support-Control	1
18	3290-378	Tie-Cable	2
19	3253-21	Washer-Lock	4
21	3296-2	Nut-Lock	6
22	92-5720	Controller	1
23	32149-7	Nut-Keps	3

Ref. No.	Part No.	Description	No. Used
24	67-7160	Block-Fuse	4
25	3234-14	Screw-HH	2
26	69-8210	Support-Cover	1
27	32128-20	Nut-HHF	2
32	99-4416	Decal-Service	1
32	95-0832	Decal-Service (Europe)	1
33	218-581	Fuse-15A	6
34	92-8661	Tab	3
35	3229-8	Bolt-CARR	3
36	32149-2	Nut-Keps	3
37	85-4491	Holder-Indicator, Light (Incl. Ref. #38-40)	1
38	219-19	Bulb	1
39	3220-24	Nut-Hex.	1
40	3254-6	Washer-Lock, Int. Tooth	1
*	98-7309	Asm-Wire Harness (Incl. Ref. #24)	1
*	218-573	Fuse-5A	1
*	3290-378	Tie-Cable	25

* Not Illustrated

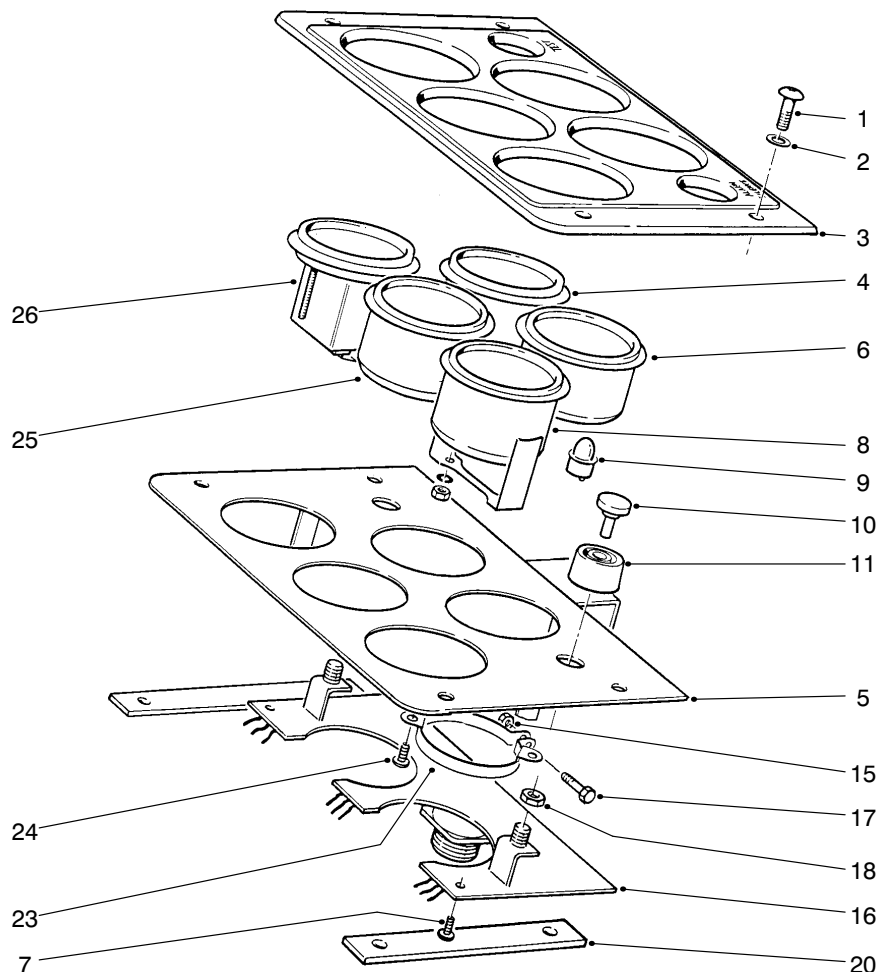


T-1458-1

DIAGNOSTIC DISPLAY ASM

Ref. No.	Part No.	Description	No. Used
1	95-0834	Decal-Diagnostic V2.0 GM 580D	1

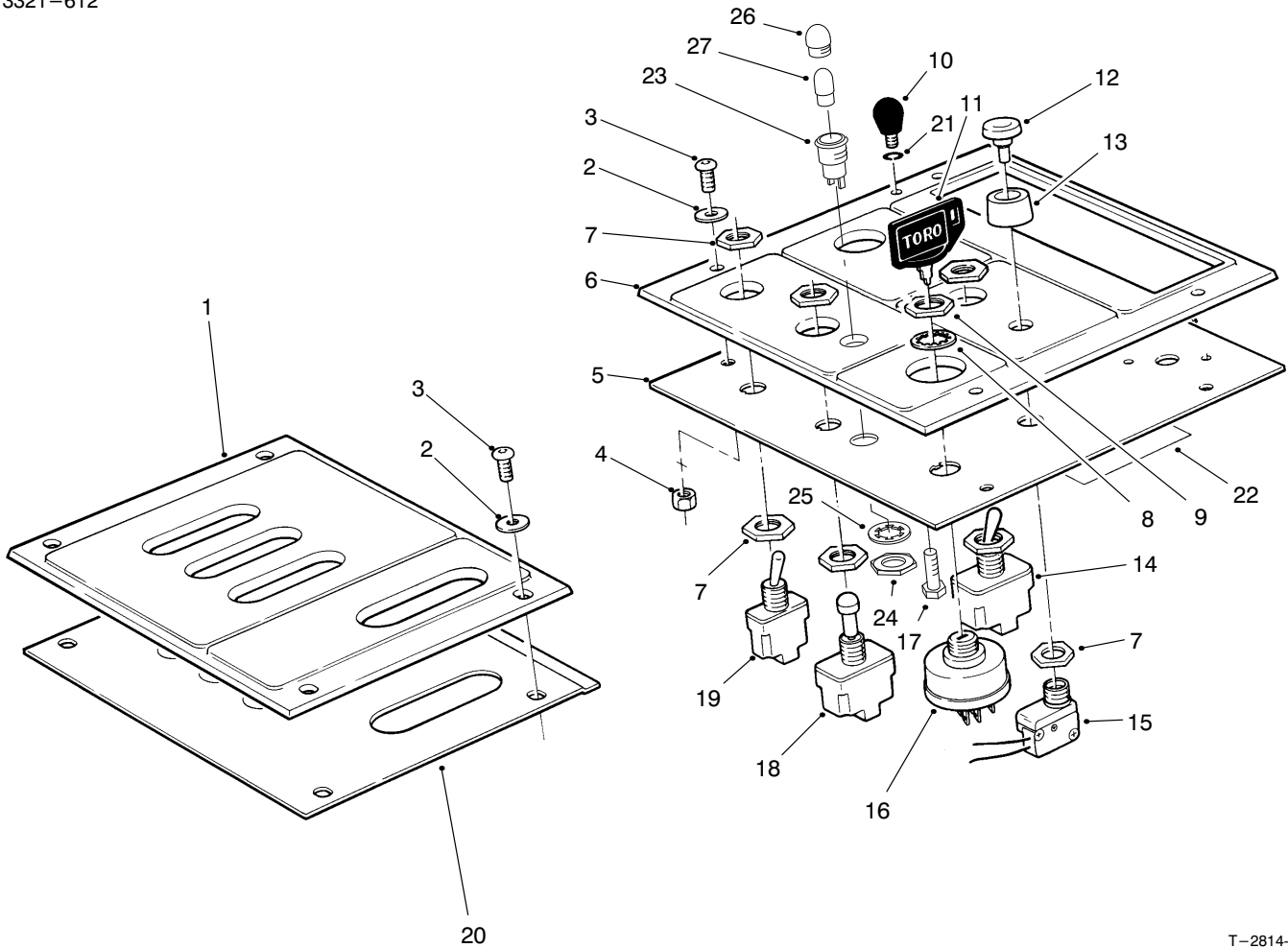
Ref. No.	Part No.	Description	No. Used
2	85-4750	Display-Diagnostic	1



T-1448-1

UPPER CONTROL PANEL ASM

Ref. No.	Part No.	Description	No. Used	Ref. No.	Part No.	Description	No. Used
1	3290-133	Screw-Round Hd.	4	11	43-6420	Bezel	2
2	3256-23	Washer	4	15	3296-2	Nut-Lock	2
3	95-0827	Panel	1	16	92-1771	Board-Instrument	1
4	71-4210	Cluster-Warning Light	1	17	32105-1	Screw-HH	2
5	86-7410	Plate-Gage	1	18	218-498	Nut	2
6	71-4200	Cluster-Warning Light	1	20	71-4250	Spacer	2
7	32104-16	Screw-Tapping	4	23	69-4780	Clamp-Gauge	2
8	63-7430	Gauge-Temperature	1	24	32144-19	Screw-Round Hd.	4
9	219-17	Bulb-Light	8	25	66-2940	Gauge-Fuel	1
10	43-6280	Button	2	26	66-2950	Hourmeter	1



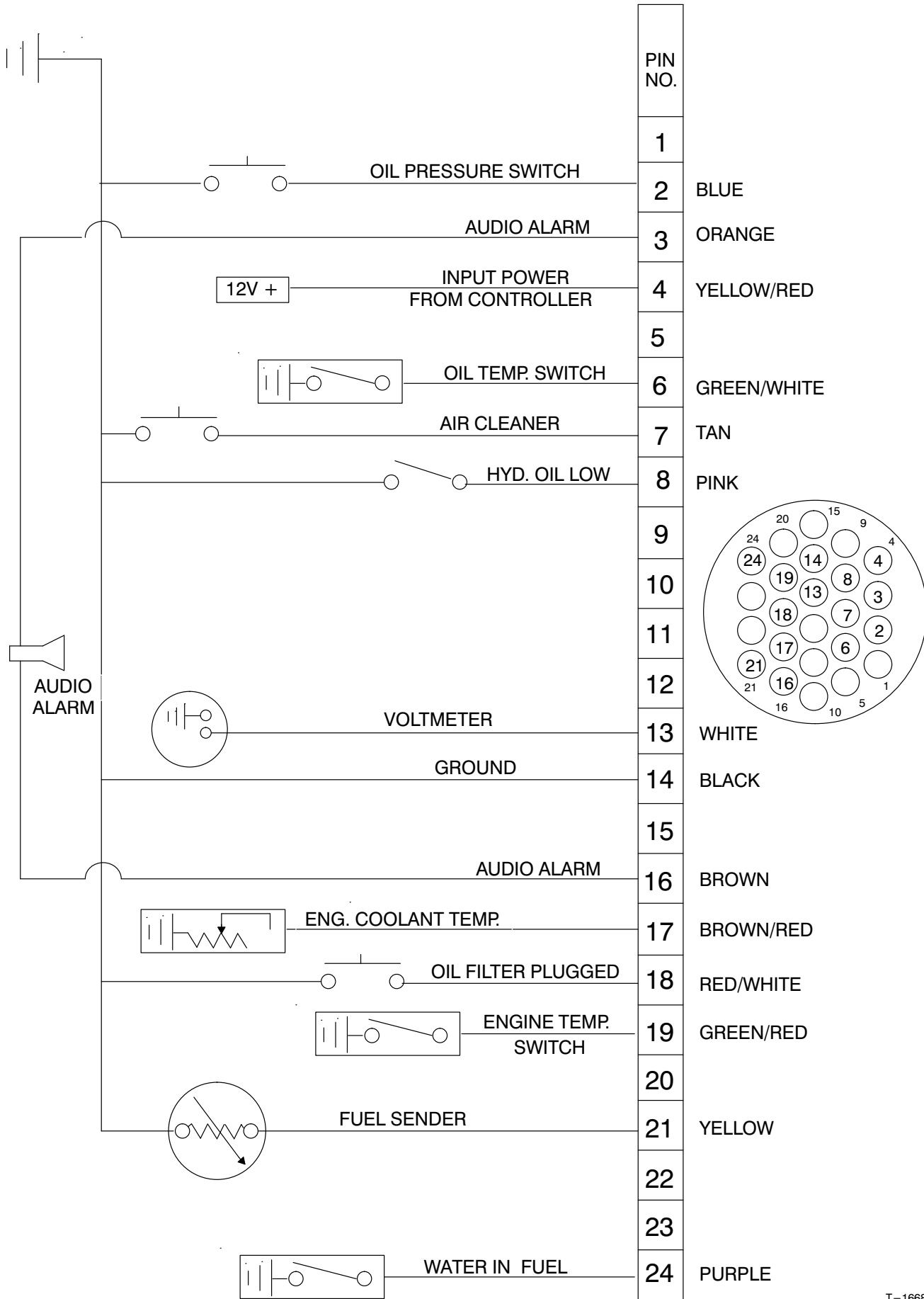
T-2814-1

LOWER CONTROL PANEL ASM

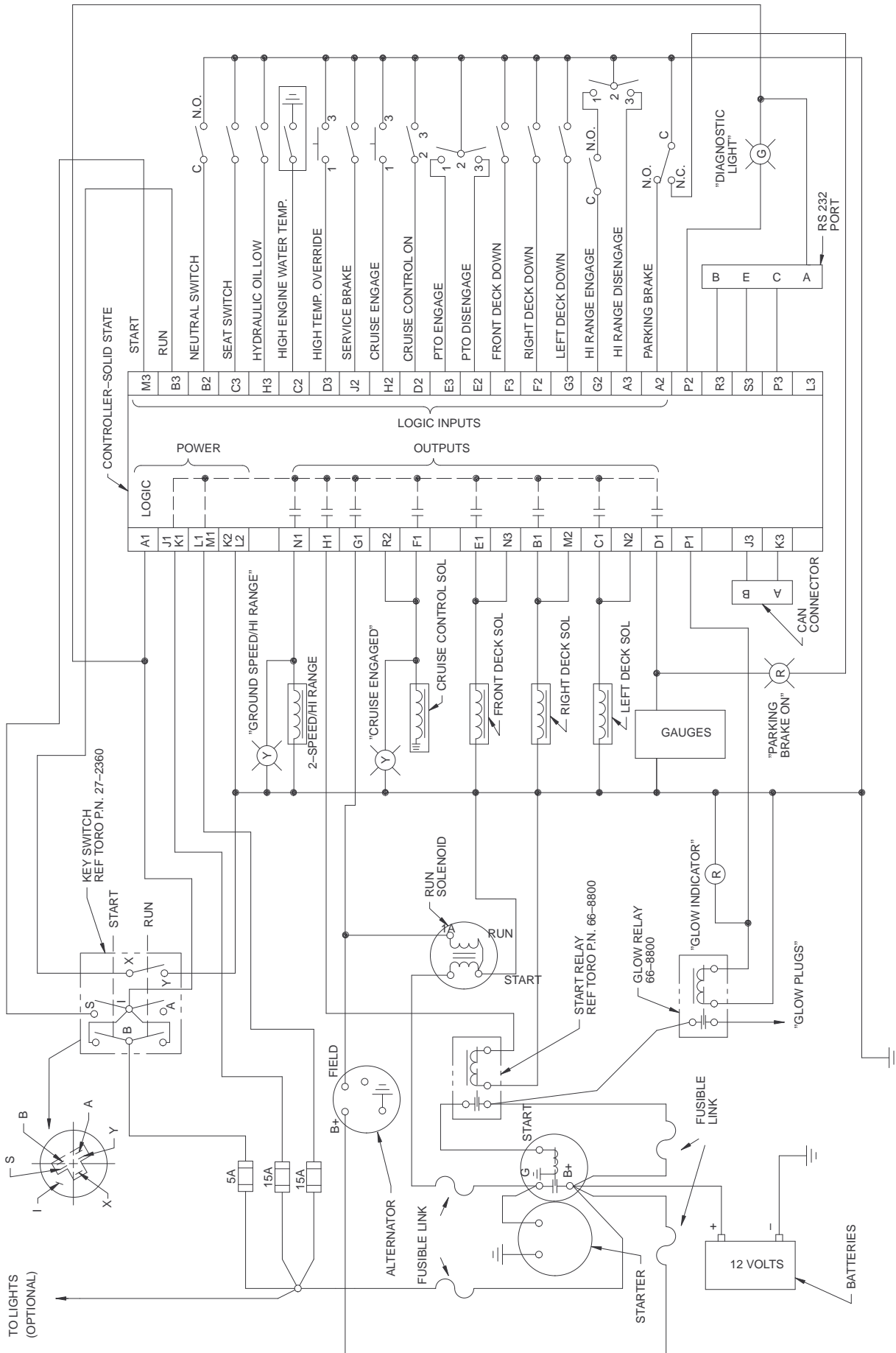
Ref. No.	Part No.	Description	No. Used
1	95-0815	Panel-Lever	1
2	3256-22	Washer-Flat	8
3	3290-133	Screw-Round Hd.	8
4	3296-42	Nut-Lock	4
5	98-3041	Plate-Control	1
6	98-3040	Panel-Control	1
7	218-498	Nut-Hex	10
8	218-447	Washer-Lock	1
9	218-446	Nut-Hex	1
10	233-66	Knob	1
11	63-8360	Key-Ignition	1
12	43-6280	Button	2
13	43-6420	Bezel	2
14	69-9740	Switch-Toggle (Incl. Ref. #7)	1
15	72-9760	Switch (Incl. Ref. #7, 12 & 13)	2

Ref. No.	Part No.	Description	No. Used
16	99-2319	Switch-Ignition (Incl. Ref. #8 & 9)	1
17	3290-392	Screw-HH	1
18	69-9730	Switch-Toggle (Incl. Ref. #7)	1
19	71-4170	Switch-Toggle (Incl. Ref. #7)	1
20	69-9310	Plate-Lever	1
21	3253-15	Washer-Lock	A/R
22	95-0831	Decal-Fuse	1
23	44-2210	Kit-Light (Incl. Ref. #24-27)	1
24	218-535	Nut-Hex.	1
25	218-536	Washer-Lock	1
26	218-533	Lens-Red	1
27	93-7480	Bulb-LED	1

ELECTRICAL SCHEMATIC

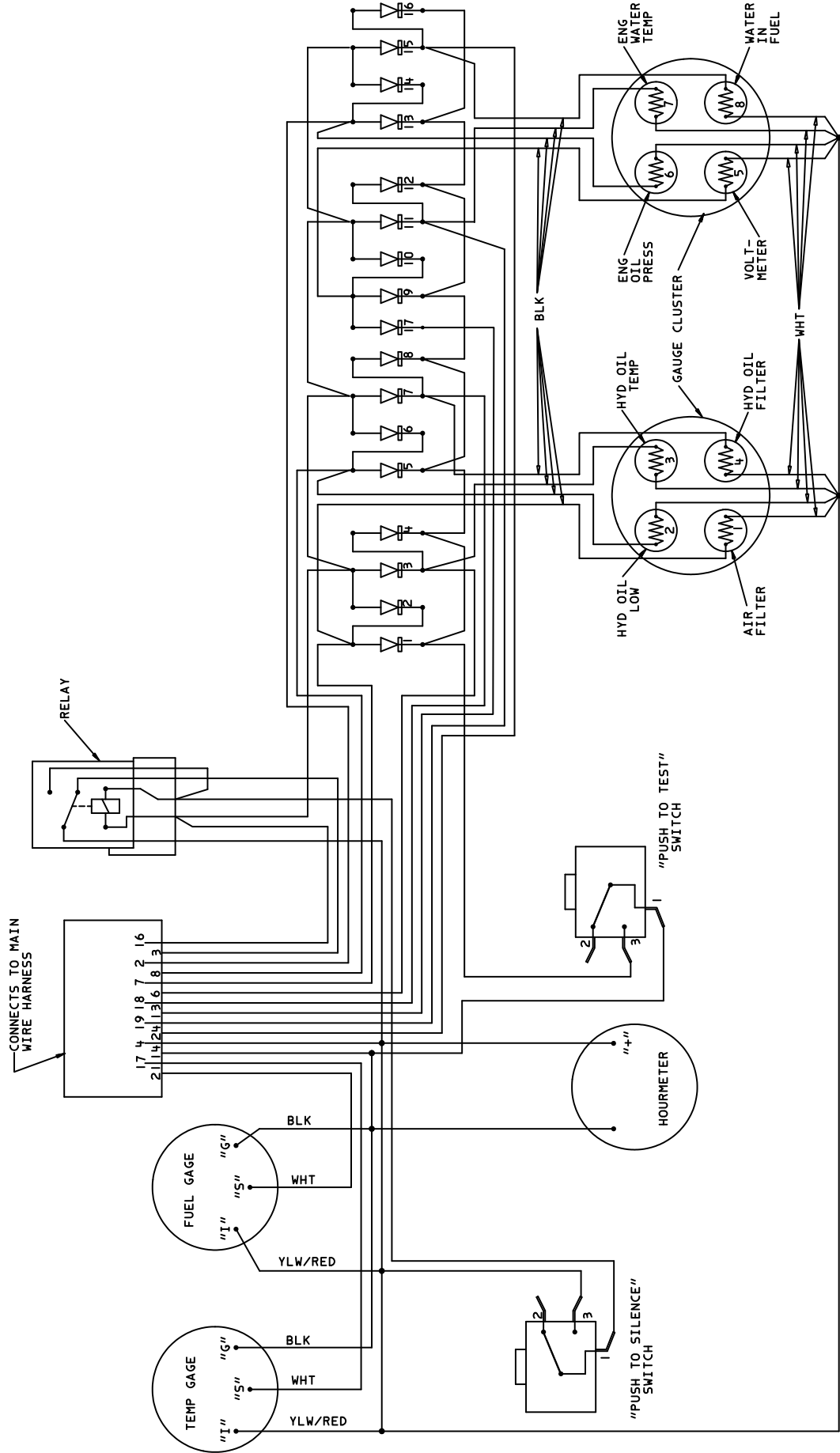


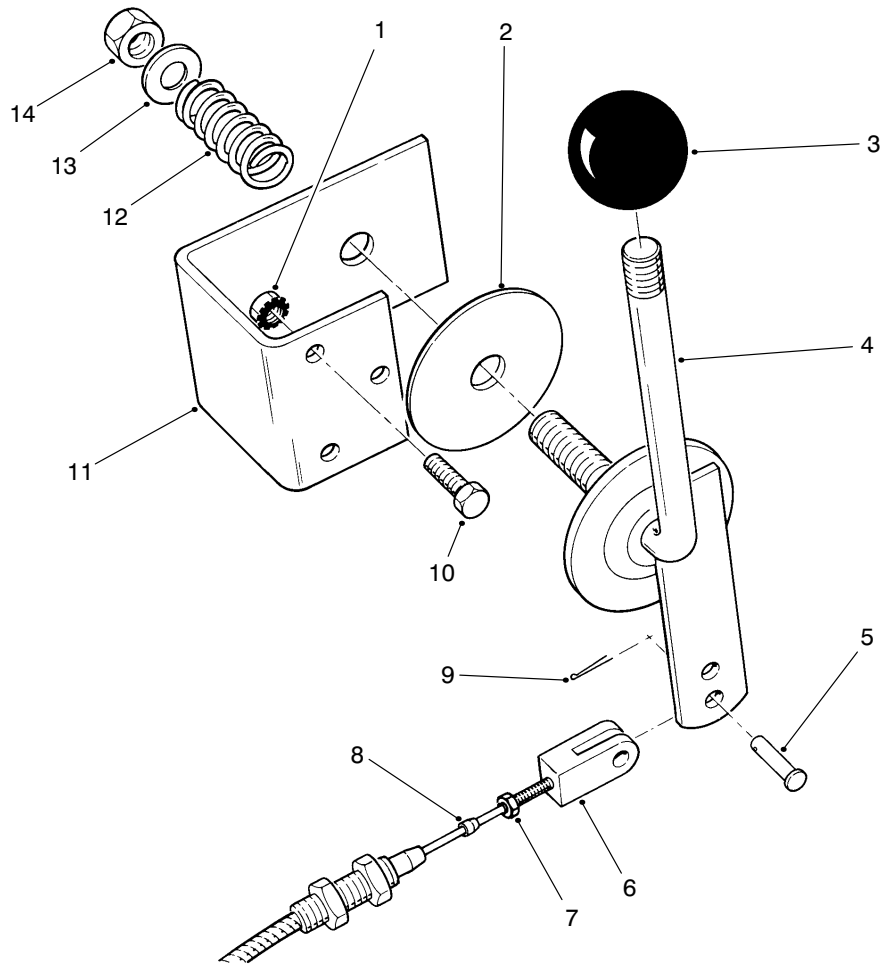
CONTROLLER ELECTRICAL SCHEMATIC



CONNECTION DIAGRAM

OPERATORS CONTROL PANEL ELECTRICAL SCHEMATIC



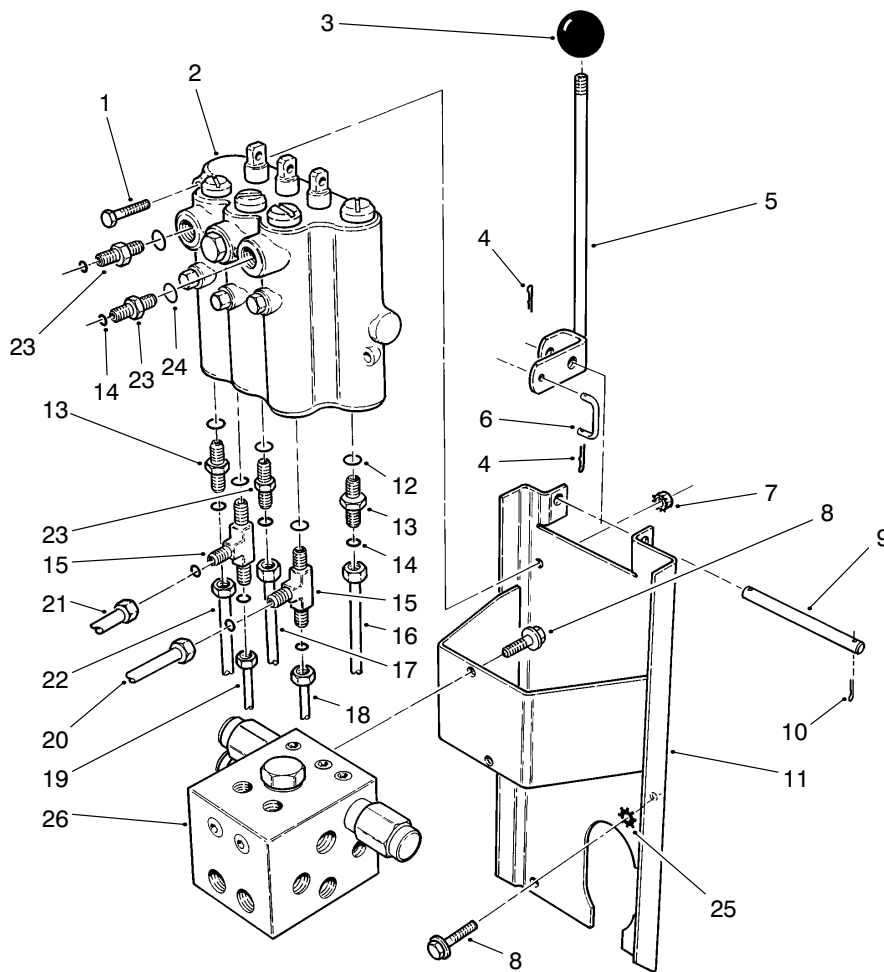


T-0352-1

THROTTLE ASM

Ref. No.	Part No.	Description	No. Used	Ref. No.	Part No.	Description	No. Used
1	3296-42	Nut-Lock	3	8	77-2990	Cable-Throttle	1
2	3-2858	Disc-Friction	1	9	3272-1	Pin-Cotter	3
3	233-48	Knob	1	10	321-3	Screw-HH	3
4	69-8040	Arm-Throttle	1	11	69-9130	Bracket-Throttle	1
5	283-67	Pin-Clevis Arm End	1	12	3-8596	Spring-Compression	1
*	69-0090	Pin-Clevis Engine End	1	13	3256-26	Washer-Flat	1
6	282-28	Clevis-Adjustable	2	14	3296-23	Nut-Lock	1
7	3219-14	Nut-Hex.	2				

* Not Illustrated



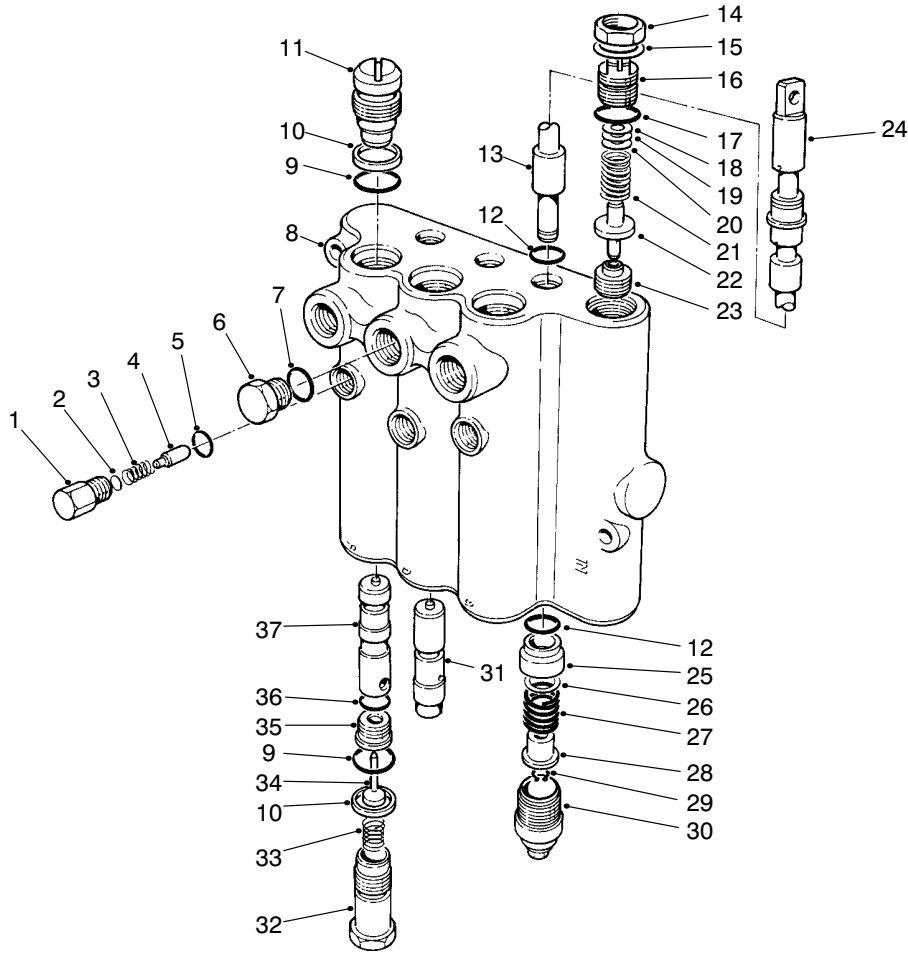
T-0355-1

LIFT VALVE INSTALLATION ASM

Ref. No.	Part No.	Description	No. Used
1	321-10	Screw-HH	2
2	69-1780	Asm-Lift Valve	1
3	233-42	Knob	3
4	3272-1	Pin-Cotter	6
5	69-7010	Lever-Valve LH	1
*	69-6990	Lever-Valve Mid.	1
*	69-7000	Lever-Valve RH	1
6	69-9140	Link-Valve Lever	3
7	32149-2	Nut-Keps	2
8	3234-14	Screw-HFH	6
9	69-9150	Shaft-Valve Lever	1
10	3272-6	Pin-Cotter	2
11	69-7810	Bracket-Valve	1
12	237-79	O-Ring	2
13	340-3	Fitting-Hydraulic Straight (Incl. Ref. #12 & 14)	2

Ref. No.	Part No.	Description	No. Used
14	237-22	O-Ring	9
15	340-86	Fitting-Hydraulic Tee (Incl. Ref. #14 & 24)	2
16	69-5860	Tube-Hydraulic	1
17	69-5720	Tube-Hydraulic	1
18	69-5700	Tube-Hydraulic	1
19	69-5740	Tube-Hydraulic	1
20	69-5680	Tube-Hydraulic	1
21	69-5890	Tube-Hydraulic	1
22	69-5870	Tube-Hydraulic	1
23	340-2	Fitting-Hydraulic Straight (Incl. Ref. #14 & 24)	3
24	237-42	O-Ring	5
25	3254-6	Washer-Lock	1
26	95-5907	Asm-Counterbalance Manifold	1

* Not Illustrated



T-0379-1

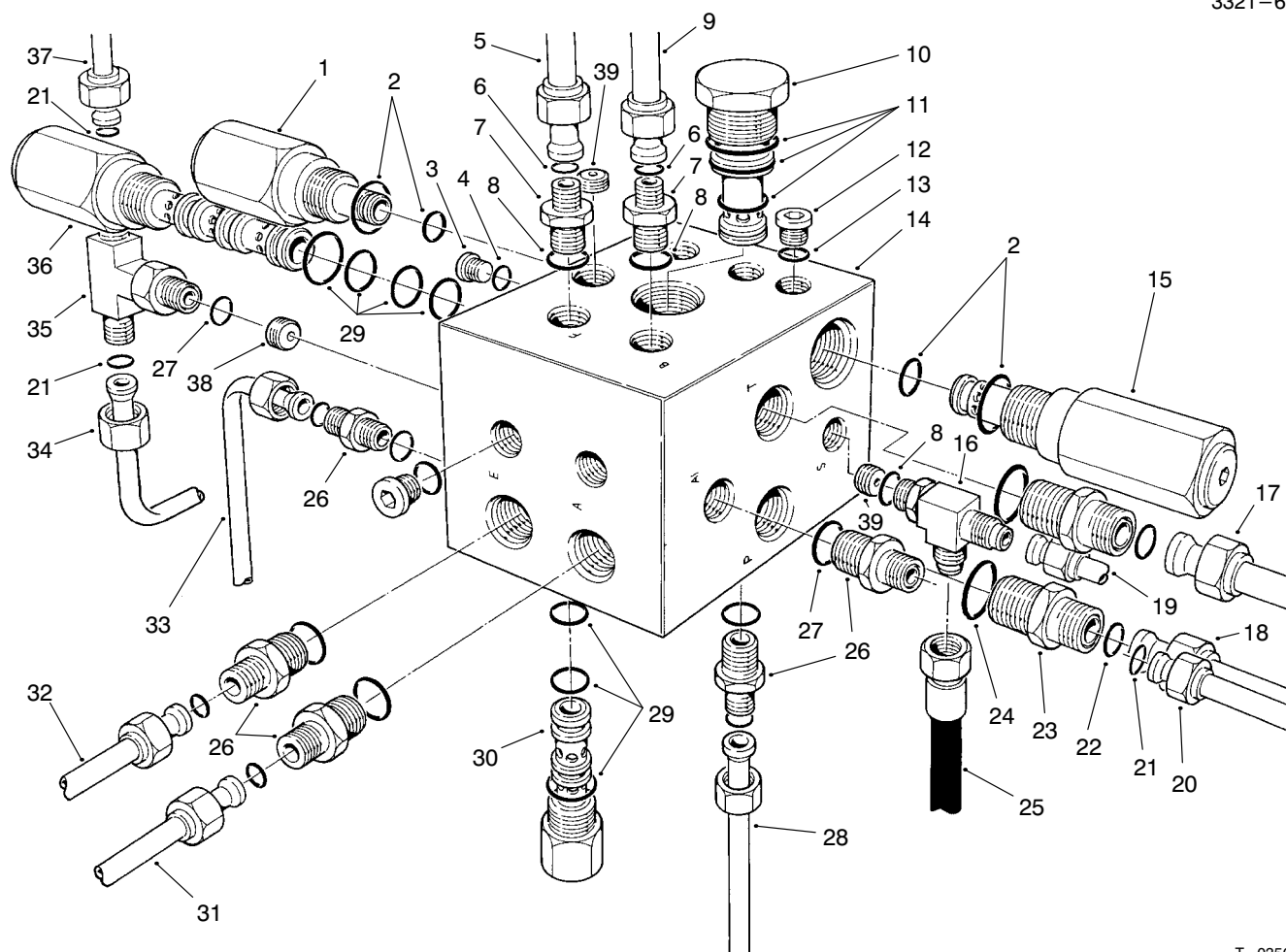
LIFT VALVE ASM NO. 69-1780

Ref. No.	Part No.	Description	No. Used
1	58-6780	Asm-Plug (Incl. Ref. #5)	3
2	60-6450	Disc	A/R
3	58-6760	Spring	3
4	58-6770	Plunger-Detent	3
5	58-6790	O-Ring	3
6	58-6710	Asm-Plug (Incl. Ref. #7)	1
7	58-6720	O-Ring	1
†8		Body	1
9	60-5720	O-Ring	6
10	58-6370	Washer-Back-Up	6
11	58-6350	Asm-Plug (Incl. Ref. #9-10)	3
12	58-6450	O-Ring	6
†13		Spool	3
14		Nut-Lock	1
15		Washer	1
16	69-1830	Asm-Plug (Incl. Ref. #14, 15 & 17)	1
17	58-6750	O-Ring	1
18	58-6470	Washer	A/R
19	58-6480	Washer	A/R

Ref. No.	Part No.	Description	No. Used
20	58-6490	Washer	A/R
21	69-1820	Spring-Black	1
22	58-6440	Poppet	1
†23		Seat	1
24	58-6320	Wiper-Seal	3
25	58-6400	Bushing	3
26	58-6700	Washer	3
27	58-6730	Spring	3
28	58-6310	Spacer	3
29	58-6460	Ring-Retaining	3
30	58-6420	Asm-Cap	3
31	69-1840	Plunger	1
32	69-1800	Asm-Plug (Incl. Ref. #9-10)	3
33	69-1810	Spring	3
34	58-6290	Asm-Poppet	3
35	58-6330	Asm-Seat (Incl. Ref. #36)	3
36	58-6340	O-Ring	3
37	69-1790	Plunger	2
*	60-3780	Kit-Seal (Incl. Ref. #5, 7, 9, 10, 12, 17, 24, 29, 34, & 36)	1

* Not Illustrated

† Not Serviceable Separately

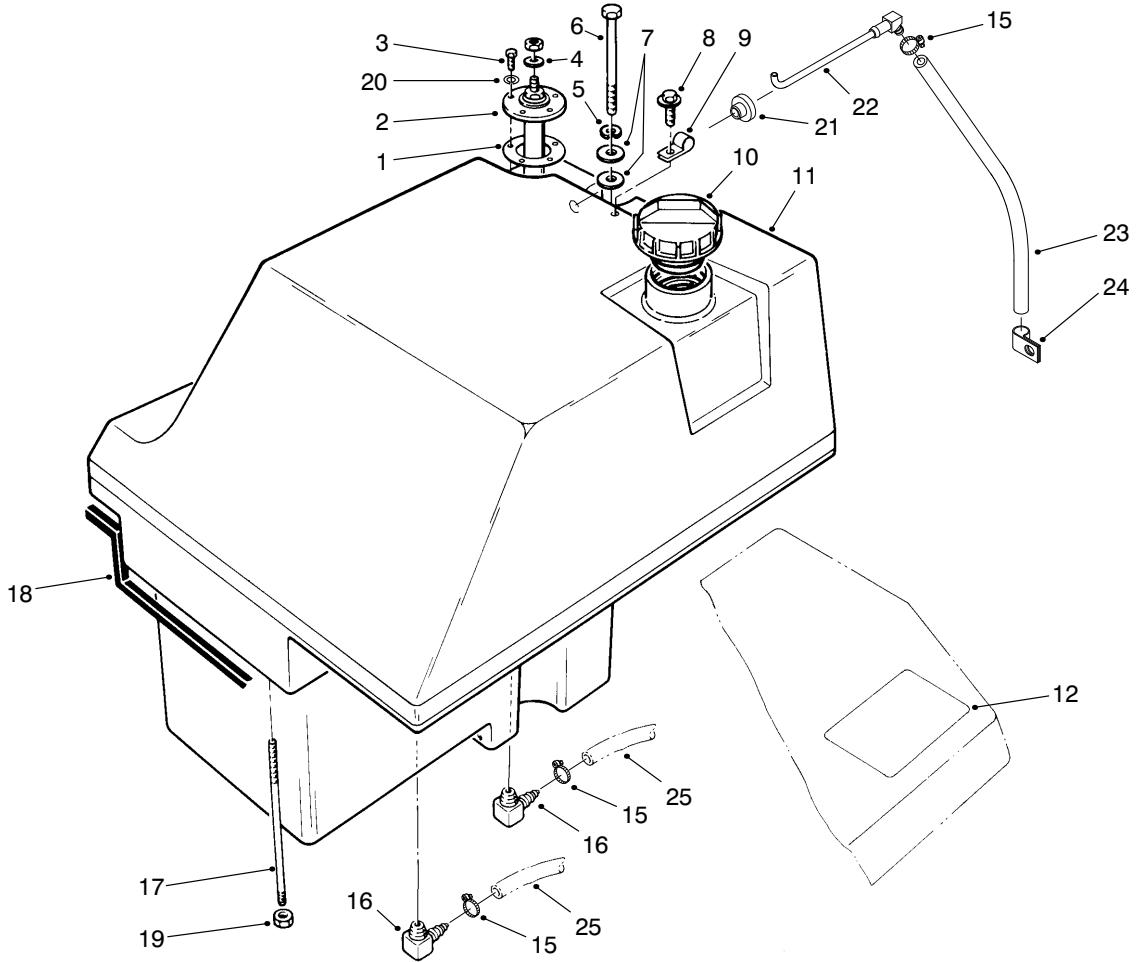


T-0356-2

COUNTERBALANCE MANIFOLD ASM

Ref. No.	Part No.	Description	No. Used	Ref. No.	Part No.	Description	No. Used
1	95-5630	Valve-Hydraulic Cartridge (Incl. Ref. #2)	1	21	237-22	O-Ring	7
2	95-5645	Kit-Seal	2	22	237-30	O-Ring	2
3	353-990	Plug-Hose (Incl. Ref. #4)	2	23	340-4	Fitting-Hydraulic Straight (Incl. Ref. #22 & 24)	2
4	237-78	O-Ring	2	24	237-79	O-Ring	2
5	69-5890	Tube-Hydraulic	1	25	93-7192	Hose-Hydraulic Diagnostic	1
6	237-21	O-Ring	2	26	340-2	Fitting-Hydraulic Straight (Incl. Ref. #21 & 27)	5
7	340-92	Fitting-Hydraulic Straight (Incl. Ref. #6 & 8)	2	27	237-42	O-Ring	6
8	237-78	O-Ring	3	28	69-5870	Tube-Hydraulic	1
9	69-5680	Tube-Hydraulic	1	29	95-5642	Kit-Seal	3
10	95-5634	Valve-Hydraulic Cartridge (Incl. Ref. #11)	1	30	95-5633	Valve-Hydraulic Cartridge (Incl. Ref. #29)	2
11	95-5641	Kit-Seal	1	31	69-5820	Tube-Hydraulic	1
12	353-991	Plug-Hole (Incl. Ref. #13)	8	32	69-5830	Tube-Hydraulic	1
13	237-156	O-Ring	8	33	69-5730	Tube-Hydraulic	1
14	69-4070	Manifold-Counter Balance	1	34	69-5860	Tube-Hydraulic	1
15	95-5632	Valve-Hydraulic Cartridge (Incl. Ref. #2)	1	35	340-94	Tee-Hydraulic (Incl. Ref. #21 & 27)	1
16	353-566	Tee-Hydraulic (Incl. Ref. #8)	1	36	95-5631	Valve-Hydraulic Cartridge (Incl. Ref. #29)	1
17	92-4967	Tube-Hydraulic	1	37	69-5920	Tube-Hydraulic	1
18	69-5850	Tube-Hydraulic	1	*	95-5907	Counterbalance Manifold (Incl. Ref. #1-4, 10-15, 29, 30 & 36)	1
19	69-5910	Tube-Hydraulic	1	38	69-4140	Plug-Orifice .120mm	1
20	69-5710	Tube-Hydraulic	1	39	69-4130	Plug-Orifice .047mm	2

* Not Illustrated

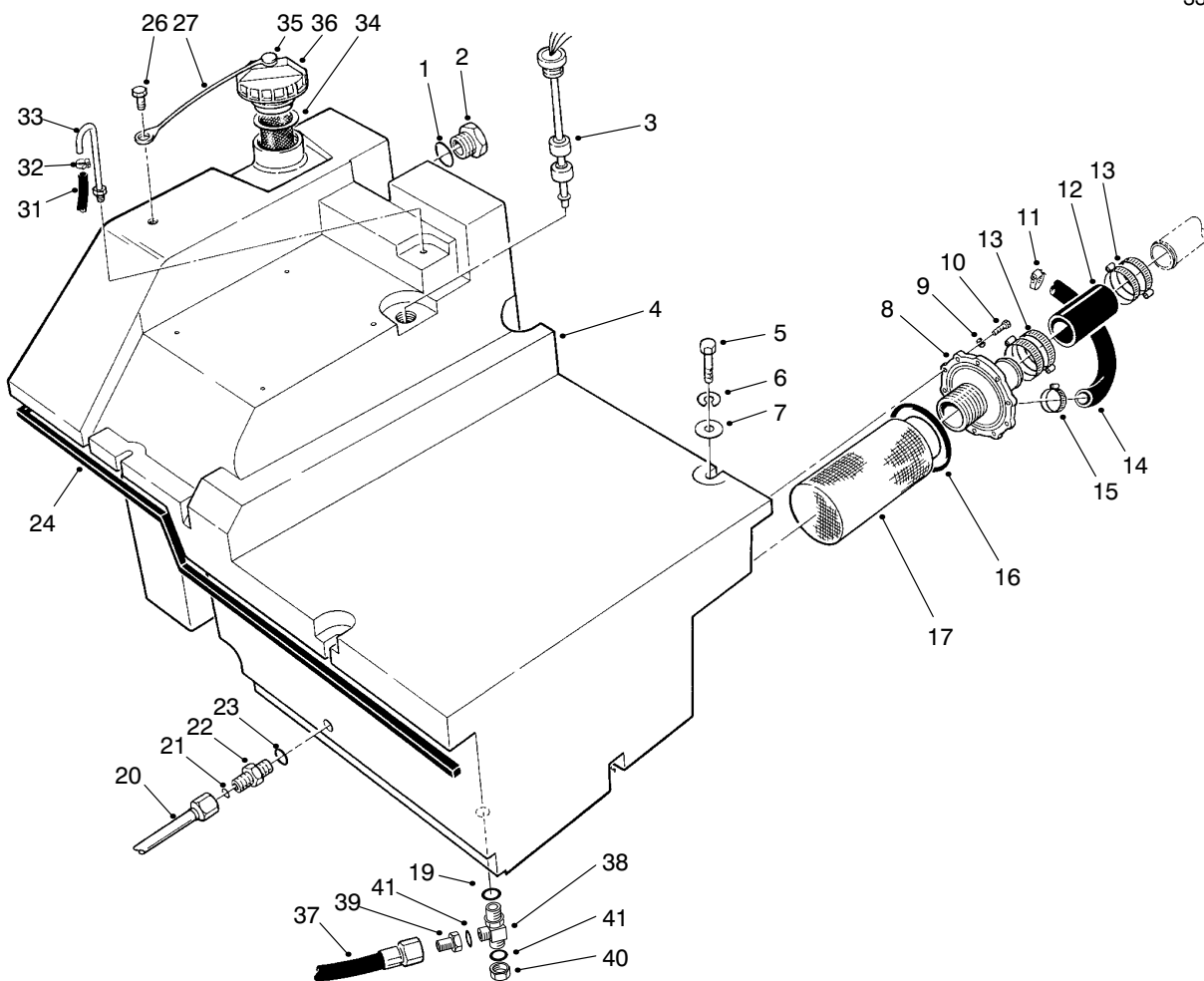


T-2811-1

FUEL TANK ASM

Ref. No.	Part No.	Description	No. Used
1	62-7650	Gasket-Level Sensing Unit	1
2	70-6990	Asm-Level Sensing Unit	1
3	32122-24	Screw-HH	5
4	5-3637	Spacer-Terminal	1
5	3253-21	Washer-Lock	1
6	323-39	Screw-HH	1
7	3256-5	Washer-Flat	2
8	3234-13	Screw-HWH	1
9	2412-89	Clamp-R	1
10	93-3102	Cap-Fuel	1
11	94-2865	Tank-Fuel	1
12	95-0822	Decal-Warning	1

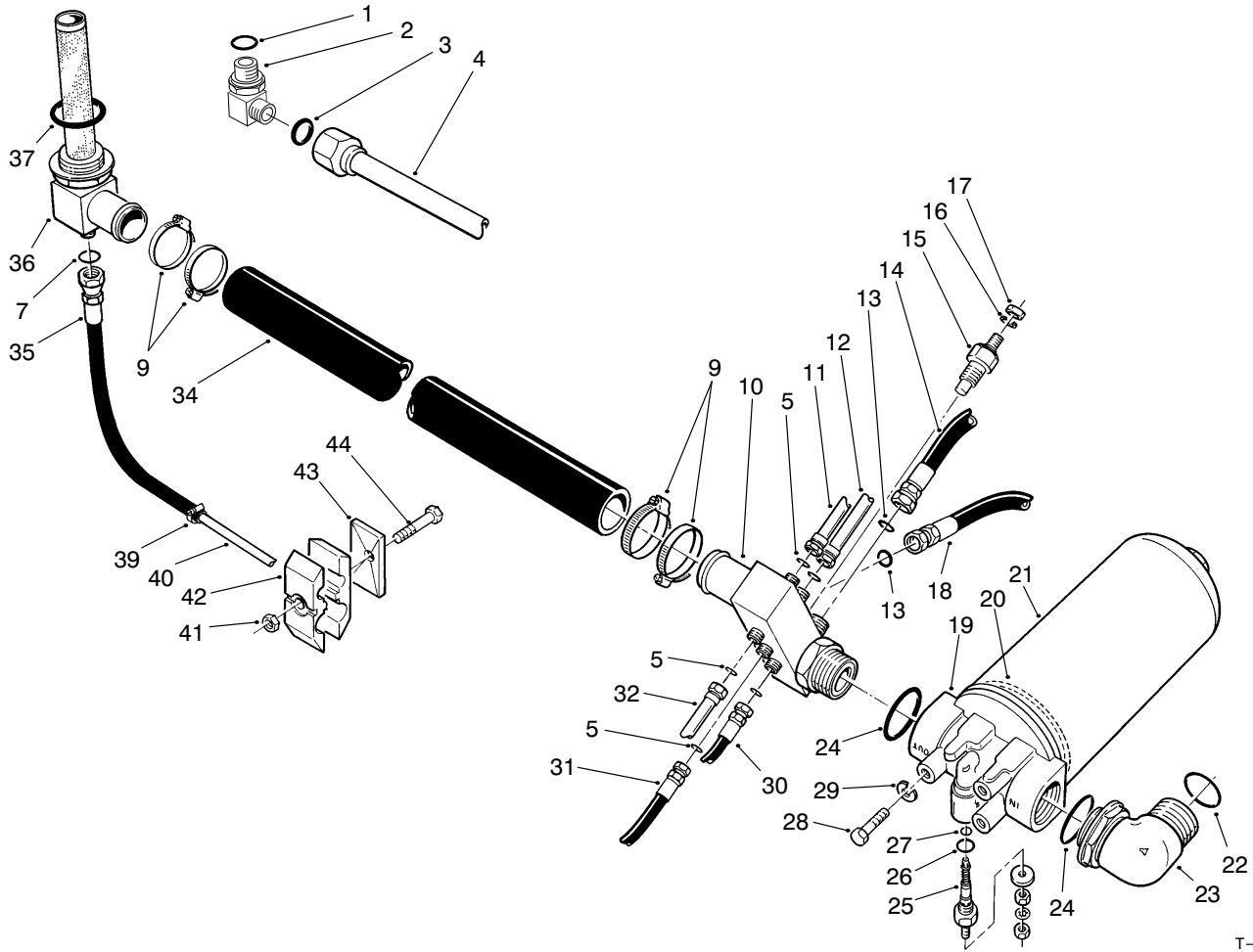
Ref. No.	Part No.	Description	No. Used
15	2412-108	Clamp-Hose	3
16	353-536	Fitting-Fuel 90° Elbow	2
17	72-9550	Stud-Fuel Tank	1
18	68-7572	Strip-Sealing	1
19	3296-39	Nut-Lock	1
20	3253-15	Washer-Lock	5
21	46-6560	Bushing	1
22	94-3310	Tube-Vent	1
23	94-3311	Hose-Fuel	1
24	2412-138	Clamp-R	1
25	37-9560	Hose-Fuel	2



T-0354-3

HYDRAULIC TANK ASM

Ref. No.	Part No.	Description	No. Used	Ref. No.	Part No.	Description	No. Used
1	237-81	O-Ring	1	21	237-22	O-Ring	2
2	69-1170	Gauge-Sight (Incl. Ref. #1)	1	22	340-3	Fitting-Hydraulic Straight (Incl. Ref. #21 & 23)	1
3	85-6260	Level Sensing Unit	1	23	237-79	O-Ring	1
4	94-1893	Tank-Hydraulic	1	24	68-7571	Strip-Sealing	1
5	323-10	Screw-HH	4	26	321-2	Screw-HH	1
6	3253-21	Washer-Lock	4	27	75-0540	Tether-Cap, Reservoir	1
7	5-3177	Washer-Flat	4	31	71-2680	Hose-Vent	1
8	69-1610	Adapter-Suction Hose	1	32	2412-108	Clamp-Hose	1
9	3253-3	Washer-Lock	10	33	69-4280	Tube-Hydraulic Vent	1
10	321-5	Screw-HH	10	34	61-2790	Filler-Screen	1
11	2412-34	Clamp-Hose	1	35	2410-73	Pin-Tether	1
12	69-5640	Hose-Suction	1	36	93-3103	Cap-Hydraulic (Incl. Ref. #27 & 35)	1
13	2412-42	Clamp-Hose	4	37	92-4970	Hose-Hydraulic	1
14	94-1892	Hose-Auxiliary Suction	1	38	340-22	Fitting- Tee (Incl. Ref. #19 & 41)	1
15	2412-3	Clamp-Hose	1	39	98-7067	Fitting-Reducer	1
16	237-157	O-Ring	1	40	340-150	Cap-Hydraulic	1
17	69-1650	Screen-Suction	1	41	237-65	O-Ring	2
19	237-80	O-Ring	1				
20	69-5800	Tube-Hydraulic	1				



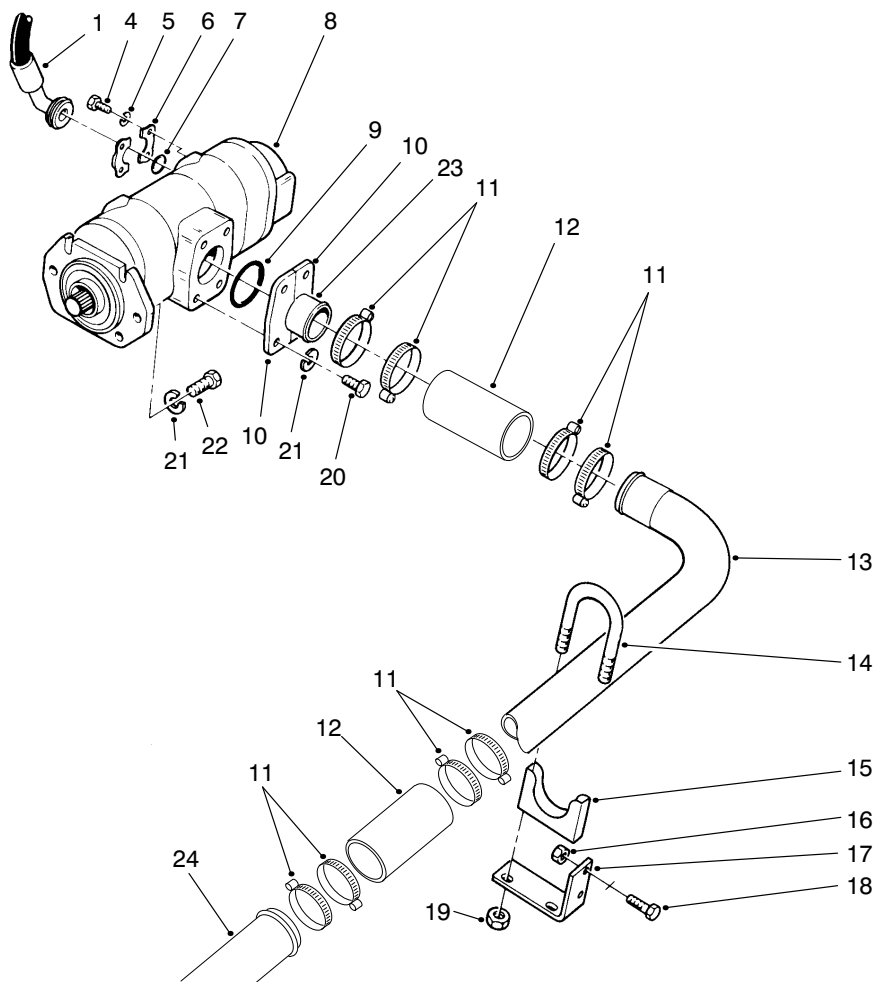
T-0367-2

HYDRAULIC FILTER ASM

Ref. No.	Part No.	Description	No. Used
1	237-80	O-Ring	1
2	340-17	Fitting-Hydraulic 90° (Incl. Ref. #1 & 3)	1
3	237-65	O-Ring	1
4	92-4807	Tube-Hydraulic	1
5	237-22	O-Ring	3
7	237-58	O-Ring	1
9	2412-92	Clamp-Hose	4
10	69-5410	Manifold-Return (Incl. Ref. #5, 13 & 24)	1
11	69-6000	Tube-Hydraulic (Incl. Ref. #5)	1
12	69-5990	Tube-Hydraulic (Incl. Ref. #5)	1
13	237-30	O-Ring	2
14	69-5460	Hose-Hydraulic	1
15	39-7593	Temperature Sending Unit	1
16	3253-2	Washer-Lock	1
17	3219-14	Nut-Hex.	1
18	69-5650	Hose-Hydraulic	1
19	69-1700	Asm-Hydraulic Filter (Incl. Ref. #20, 21 & 25-27)	1
20	237-155	O-Ring	1
21	69-1720	Element-Filter (Incl. Ref. #20)	1

Ref. No.	Part No.	Description	No. Used
22	340-65	O-Ring	1
23	340-79	Fitting-Hydraulic 90° (Incl. Ref. #22 & 24)	1
24	237-101	O-Ring	2
25	69-1710	Indicator-Filter (Incl. Ref. #26 & 27)	1
†26		O-Ring	1
†27		O-Ring	1
28	323-4	Screw-HH	3
29	3253-21	Washer-Lock	3
30	69-5440	Hose-Hydraulic	1
31	69-8440	Hose-Hydraulic	1
32	69-5950	Tube-Hydraulic	1
34	74-2660	Hose-Hydraulic Return	1
35	92-2352	Hose-Hydraulic	1
36	92-2351	Fitting-Tank Return (Incl. Ref. #7 & 37)	1
37	340-136	O-Ring	1
39	2412-129	Clamp-Hose	1
40	92-1742	Tube-Hydraulic	1
41	32152-1	Nut-Lock	3
42	56-7978	Clamp Half-Hydraulic Line	6
43	69-9761	Plate-Cover	3
44	322-12	Screw-HH	3

† Not Serviceable Separately



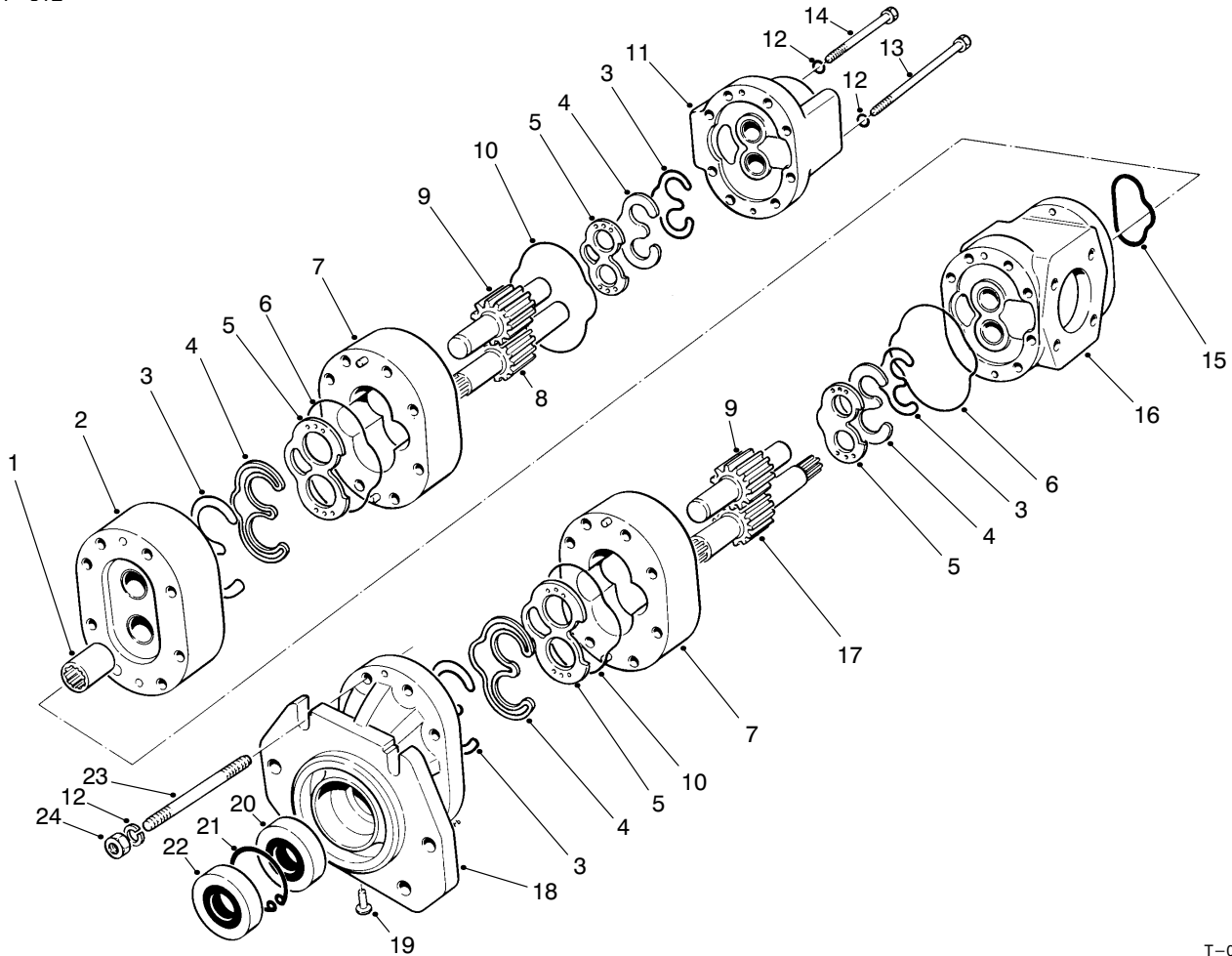
T-0349-3

HYDRAULIC PUMP INSTALLATION ASM

Ref. No.	Part No.	Description	No. Used
1	98-0655	Asm-Hydraulic Hose	2
4	323-7	Screw-HH	8
5	3253-21	Washer-Lock	8
6	353-992	Flange-Fitting	4
7	340-135	O-Ring	2
8	69-2050	Asm-Hydraulic Pump	1
9	237-116	O-Ring	1
10	354-42	Flange-Half	2
11	2412-42	Clamp-Hose	8
12	69-5640	Hose-Hydraulic	2
13	99-4969	Tube-Suction	1
†14		Bolt-U	2

Ref. No.	Part No.	Description	No. Used
15	20-4840	Clamp-Tube (Incl. Ref. #14 & 19)	2
16	32152-2	Nut-Lock	4
17	69-9220	Support-Tube Clamp	2
18	323-6	Screw-HH	4
19	32128-25	Nut-Lock	4
20	325-6	Screw-HH	4
21	3253-7	Washer-Lock	8
22	3213-2	Screw-HH	4
23	74-2270	Fitting-Suction	1
24	99-4968	Tube-Suction	1

† Not Serviceable Separately



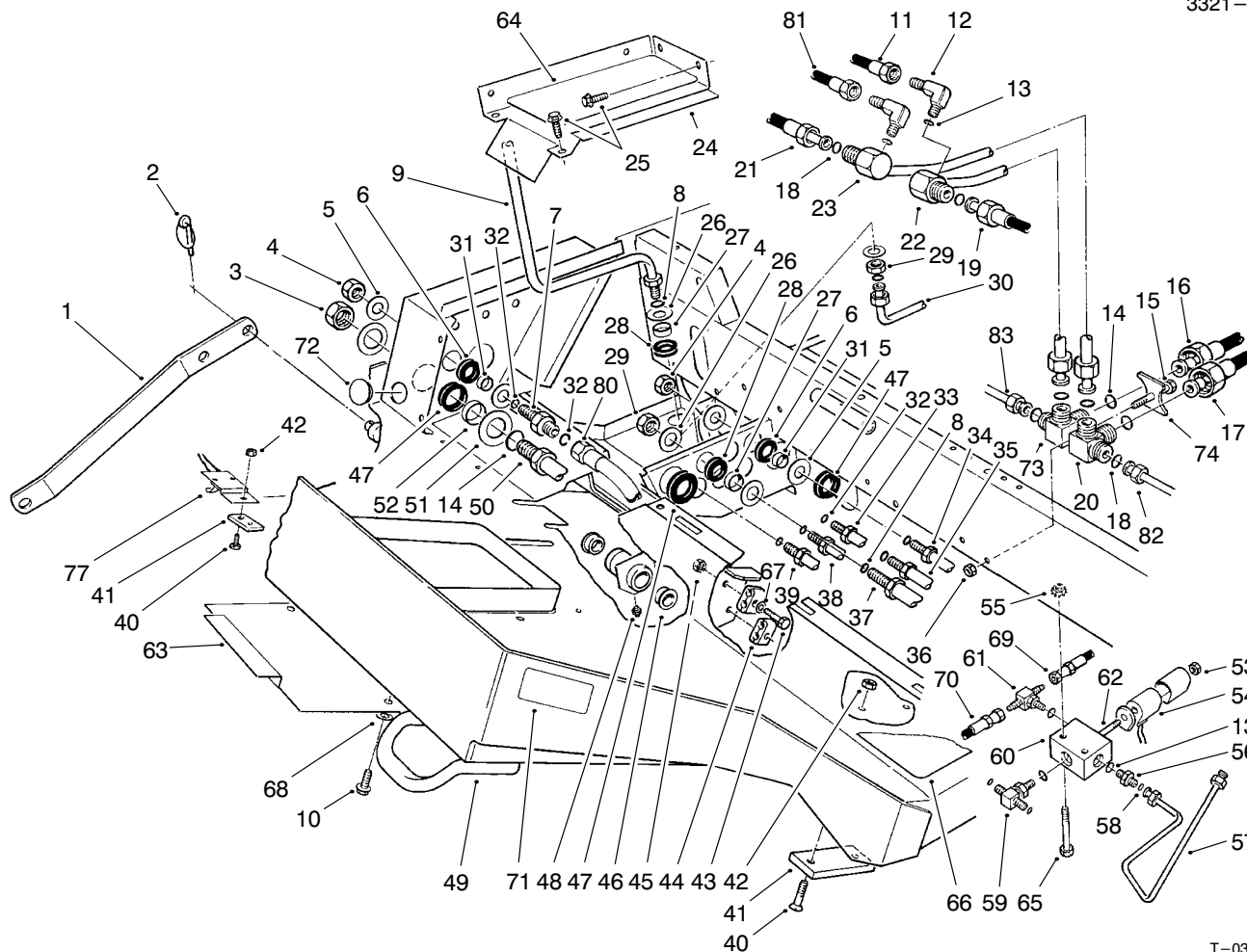
T-0382-1

DOUBLE GEAR PUMP NO. 69-2050

Ref. No.	Part No.	Description	No. Used
1	69-2110	Coupling	1
2	69-2170	Asm-Adapter Section	1
3	59-7990	Seal-Gland	4
4	59-8470	Retainer-Seal	4
5	69-2070	Plate-Flex	4
6	69-2200	O-Ring	2
7	69-2080	Asm-Center Section	2
8	69-2090	Gear/Shaft-Rear Drive	1
9	59-8600	Gear-Driven	2
10	69-2120	O-Ring	2
11	69-2100	Asm-Rear Cover	1
12	59-7590	Washer-Lock	16
13	69-2150	Screw-HH	4

Ref. No.	Part No.	Description	No. Used
14	69-2140	Screw-HH	4
15	69-2210	O-Ring	1
16	69-2160	Asm-Port Section	1
17	59-8500	Gear/Shaft-Front Drive	1
18	69-2060	Asm-Shaft End Cover	1
19	69-2130	Plug	1
20	59-8590	Seal-Shaft	1
21	59-8580	Ring-Retaining	1
22	59-8570	Seal-Shaft	1
23	59-7970	Stud-Threaded	8
24	59-7580	Nut-Hex.	8
*	59-8610	Kit-Repair (Incl. Ref. #3, 4, 20 & 22)	1

* Not Illustrated

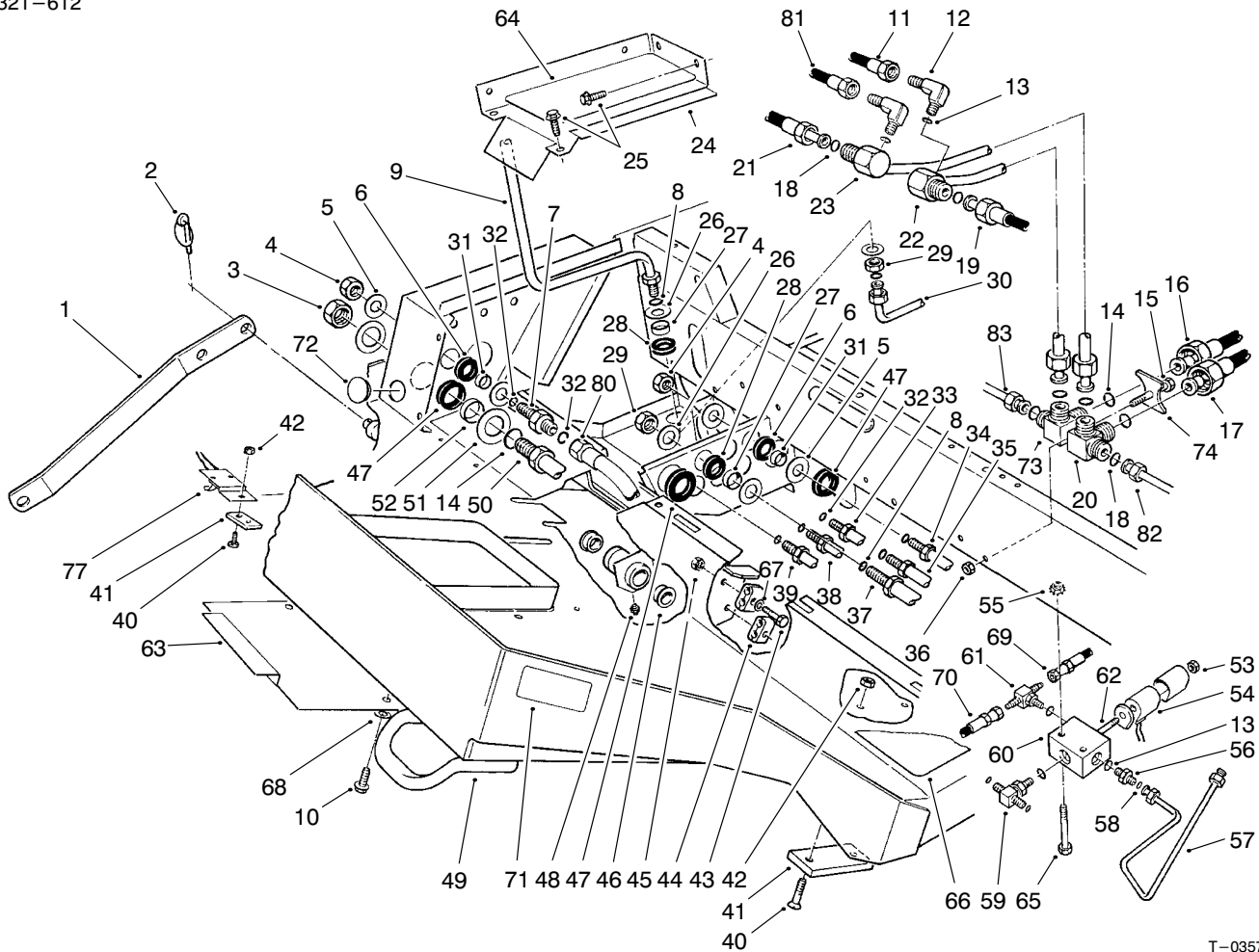


T-0357-2

FRAME ASM

Ref. No.	Part No.	Description	No. Used
1	85-6190	Link-Deck Tilt	1
2	3290-495	Pin-Lynch	2
3	340-126	Nut-Bulkhead	2
4	340-70	Nut-Bulkhead	6
5	69-8940	Washer	12
6	240-4	Grommet	6
7	340-71	Fitting-Hydraulic Bulkhead (Incl. Ref. #32)	1
8	237-30	O-Ring	3
9	92-4967	Tube-Hydraulic (Incl. Ref. #8)	1
10	3234-28	Screw-HFH	2
11	93-7422	Hose-Hydraulic	1
12	353-375	Fitting-Hydraulic 90° (Incl. Ref. #13)	2
13	237-78	O-Ring	5
14	237-58	O-Ring	4
15	3274-86	Screw-HSH	1
16	69-5470	Hose-Hydraulic	1
17	69-5480	Hose-Hydraulic	1
18	237-65	O-Ring	6
19	93-7177	Asm-Tube, Traction LH	1
20	83-8350	Fitting-Traction, LH (Incl. Ref. #14 & 18)	1
21	93-7178	Asm-Tube, Traction RH	1

Ref. No.	Part No.	Description	No. Used
22	69-6200	Tube-Hydraulic (Incl. Ref. #18)	1
23	69-6190	Tube-Hydraulic (Incl. Ref. #18)	1
24	71-2450	Cover-Access	1
25	3234-14	Screw-HFH	4
26	69-8930	Washer	4
27	69-8960	Spacer	2
28	240-5	Grommet	2
29	340-127	Nut-Bulkhead	2
30	85-6150	Tube-Hydraulic	1
31	69-8970	Spacer	6
32	237-22	O-Ring	7
33	69-6050	Tube-Hydraulic (Incl. Ref. #32)	1
34	69-6040	Tube-Hydraulic (Incl. Ref. #32)	1
35	69-6030	Tube-Hydraulic (Incl. Ref. #32)	1
36	32152-1	Nut-Lock	1
37	69-5790	Tube-Hydraulic (Incl. Ref. #8)	1
38	69-6060	Tube-Hydraulic (Incl. Ref. #32)	1
39	93-7426	Tube-Hydraulic (Incl. Ref. #32)	1



T-0357-2

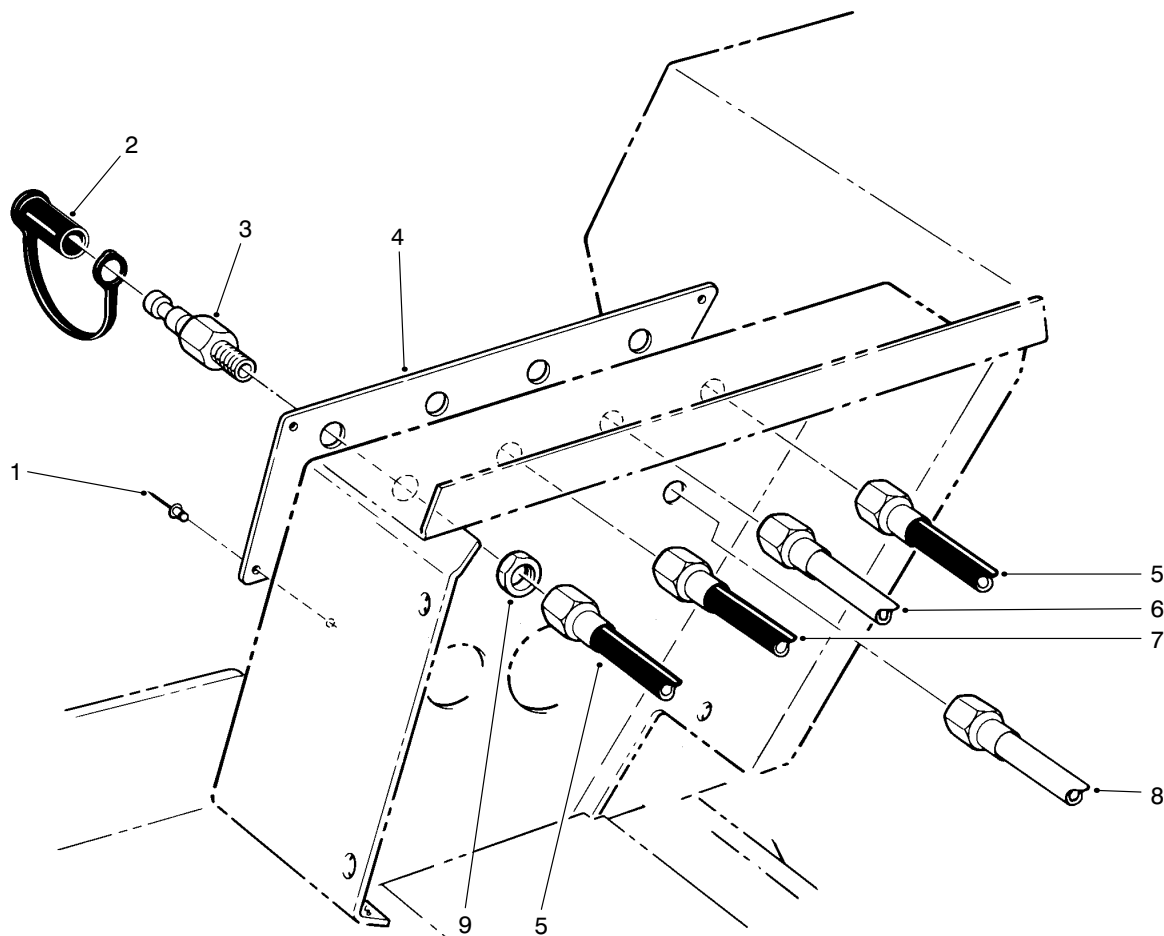
FRAME ASM (Continued)

Ref. No.	Part No.	Description	No. Used
40	32108-103	Screw-Machine Flat Hd.	4
41	69-9300	Cushion-Rubber	2
42	32152-1	Nut-Lock	4
43	321-9	Screw-HH	2
44	56-7973	Clamp Half-Hydraulic Line	4
45	32152-4	Nut-Lock	2
46	256-247	Bushing-Flange	2
47	240-7	Grommet	4
48	302-5	Fitting-Grease	1
49	69-0100	Asm-Frame (Incl. Ref. #46 & 48)	1
50	69-6100	Tube-Hydraulic Pressure (Incl. Ref. #14)	1
*	69-5810	Tube-Hydraulic Return (Incl. Ref. #14)	1
51	69-8910	Washer	4
52	69-8900	Spacer	2
53	3220-4	Nut	1
54	92-3048	Kit-Solenoid Coil	3
55	32149-2	Nut-Keps	2
56	340-92	Fitting-Hydraulic (Incl. Ref. #13 & 58)	1
57	69-5950	Tube-Hydraulic	1
58	237-21	O-Ring	3
59	340-125	Fitting-Hydraulic (Incl. Ref. #13 & 58)	1

Ref. No.	Part No.	Description	No. Used
†60		Body-Valve	1
61	93-9988	Fitting-Hydraulic (Incl. Ref. #13)	1
62	95-5638	Valve-Solenoid (Incl. Ref. #53)	1
63	69-9470	Cover-Access	1
64	71-0430	Cover-Abrasive	1
65	321-11	Screw-HH	2
66	71-0420	Floor-Abrasive	1
67	3256-56	Washer-Flat	2
68	3256-23	Washer-Flat	2
69	93-7424	Hose-Diagnostic	1
70	93-7193	Hose-Diagnostic	1
71	72-4080	Decal-Danger	2
72	2410-10	Plug-Button	1
73	83-8360	Fitting-Traction, RH	1
74	83-8370	Plate-Clamp	1
77	93-7038	Switch	1
80	92-4970	Hose-Hydraulic	1
81	93-7192	Hose-Diagnostic	1
82	83-4330	Asm-Tube, Traction LH	1
83	83-4340	Asm-Tube, Traction RH	1
*	95-5917	Valve Seal Kit	1
*	95-5916	Asm-Solenoid Valve (Incl. Ref. #53, 54, 60, 62 & Valve Seal Kit #92-3049)	1

* Not Illustrated

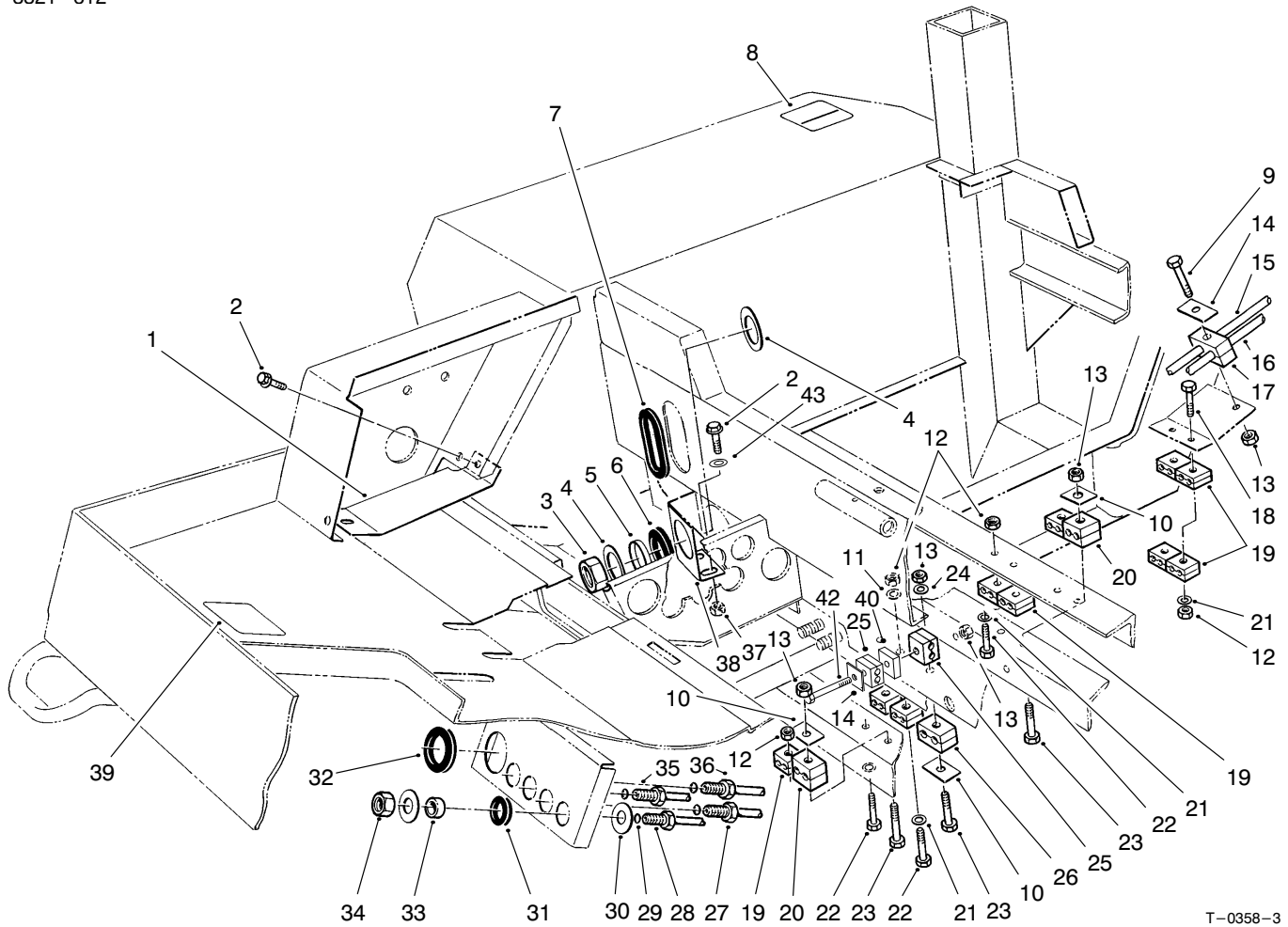
†† Not Serviceable Separately



T-3077

HYDRAULIC SYSTEM DIAGNOSTIC PANEL ASM

Ref. No.	Part No.	Description	No. Used	Ref. No.	Part No.	Description	No. Used
1	3269-25	Rivet-Pop	4	5	93-7422	Hose-Hyd. Diagnostic	1
2	354-79	Cap-Fitting	5	6	69-5910	Tube-Hyd. Diagnostic	1
3	353-997	Fitting-Hydraulic Bulkhead (Incl. Ref. #12)	5	7	93-7193	Hose-Hyd. Diagnostic	1
4	99-1900	Panel-Diagnostic	1	8	69-5920	Tube-Diagnostic	1
				9	3220-4	Nut-Bulkhead	5



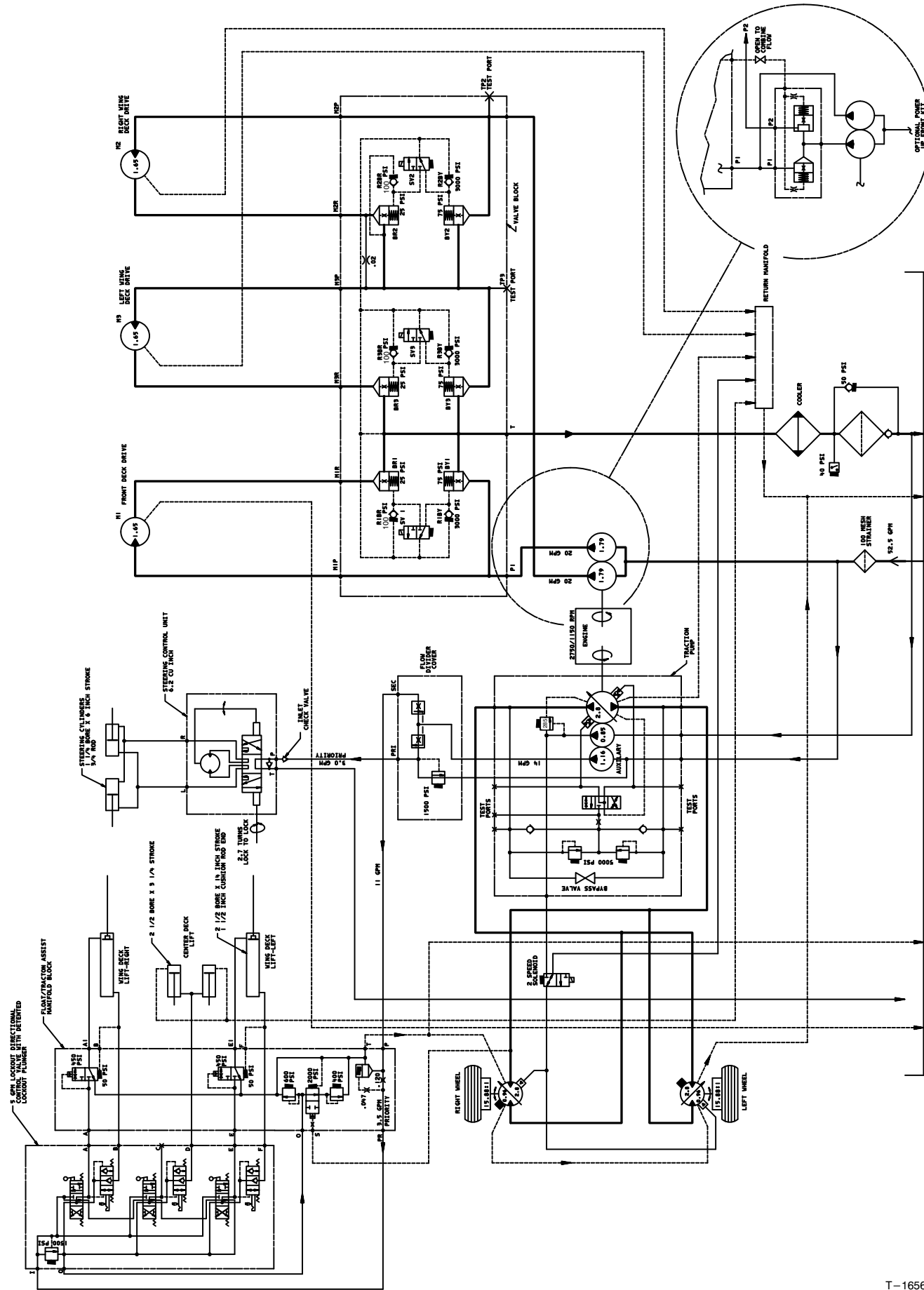
T-0358-3

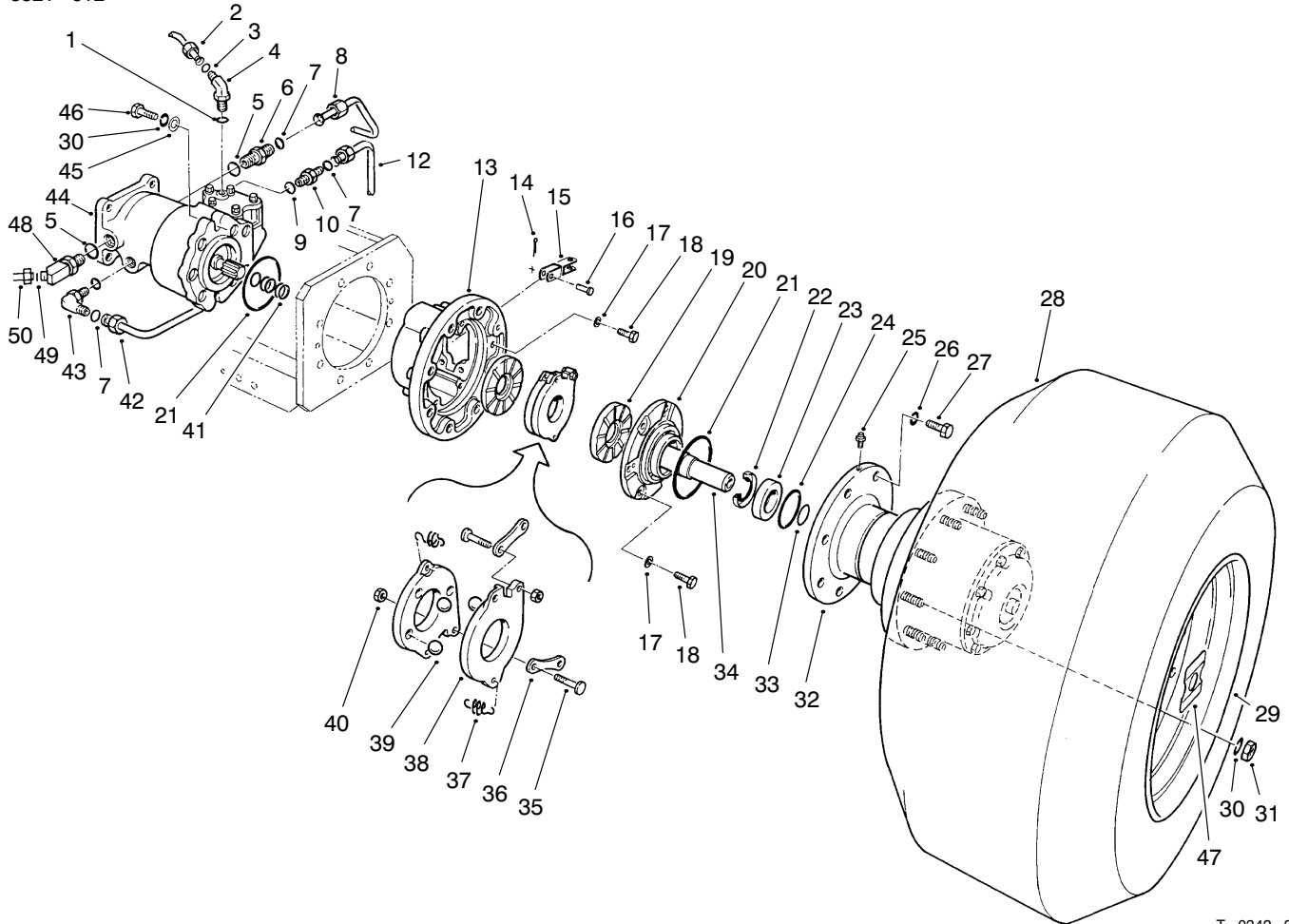
HYDRAULIC LINE CLAMPS ASM

Ref. No.	Part No.	Description	No. Used
1	69-9330	Cover	1
2	3234-14	Screw-HFH	6
3	340-128	Nut-Bulkhead	2
4	69-8920	Washer	4
5	69-8950	Spacer	2
6	240-2	Grommet	2
7	237-164	Grommet	1
8	95-0821	Decal-Hydraulic Oil	1
9	322-12	Screw-HH	2
10	69-9760	Plate-Cover	3
11	3256-22	Washer-Flat	2
12	32152-4	Nut-Lock	6
13	32152-1	Nut-Lock	8
14	69-9761	Plate-Cover	5
15	99-4964	Tube-Hydraulic	1
16	99-4966	Tube-Hydraulic	1
17	56-7974	Clamp Half-Hydraulic Line	2
18	321-15	Screw-HH	2
19	56-7973	Clamp Half-Hydraulic Line	20
20	56-7972	Clamp Half-Hydraulic Line	4
21	3256-56	Washer-Flat	8
22	321-9	Screw-HH	6
23	322-21	Screw-HH	3

Ref. No.	Part No.	Description	No. Used
24	3256-23	Washer-Flat	1
25	56-7978	Clamp Half-Hydraulic Line	12
26	56-7971	Clamp Half-Hydraulic Line	2
27	93-7179	Tube-Hydraulic (Incl. Ref. #29)	1
28	69-5800	Tube-Hydraulic (Incl. Ref. #29)	1
29	237-21	O-Ring	4
30	69-8980	Washer	8
31	240-6	Grommet	4
32	240-7	Grommet	1
33	69-8990	Spacer	4
34	340-78	Nut-Bulkhead	4
35	69-6080	Tube-Hydraulic (Incl. Ref. #29)	1
36	69-6070	Tube-Hydraulic (Incl. Ref. #29)	1
37	32151-1	Nut-Lock	4
38	71-2560	Support-Bulkhead	2
39	69-0940	Decal-Caution	1
40	95-5616	Spacer	4
42	322-38	Screw-HH	2
43	3256-23	Washer-Flat	4

HYDRAULIC SCHEMATIC





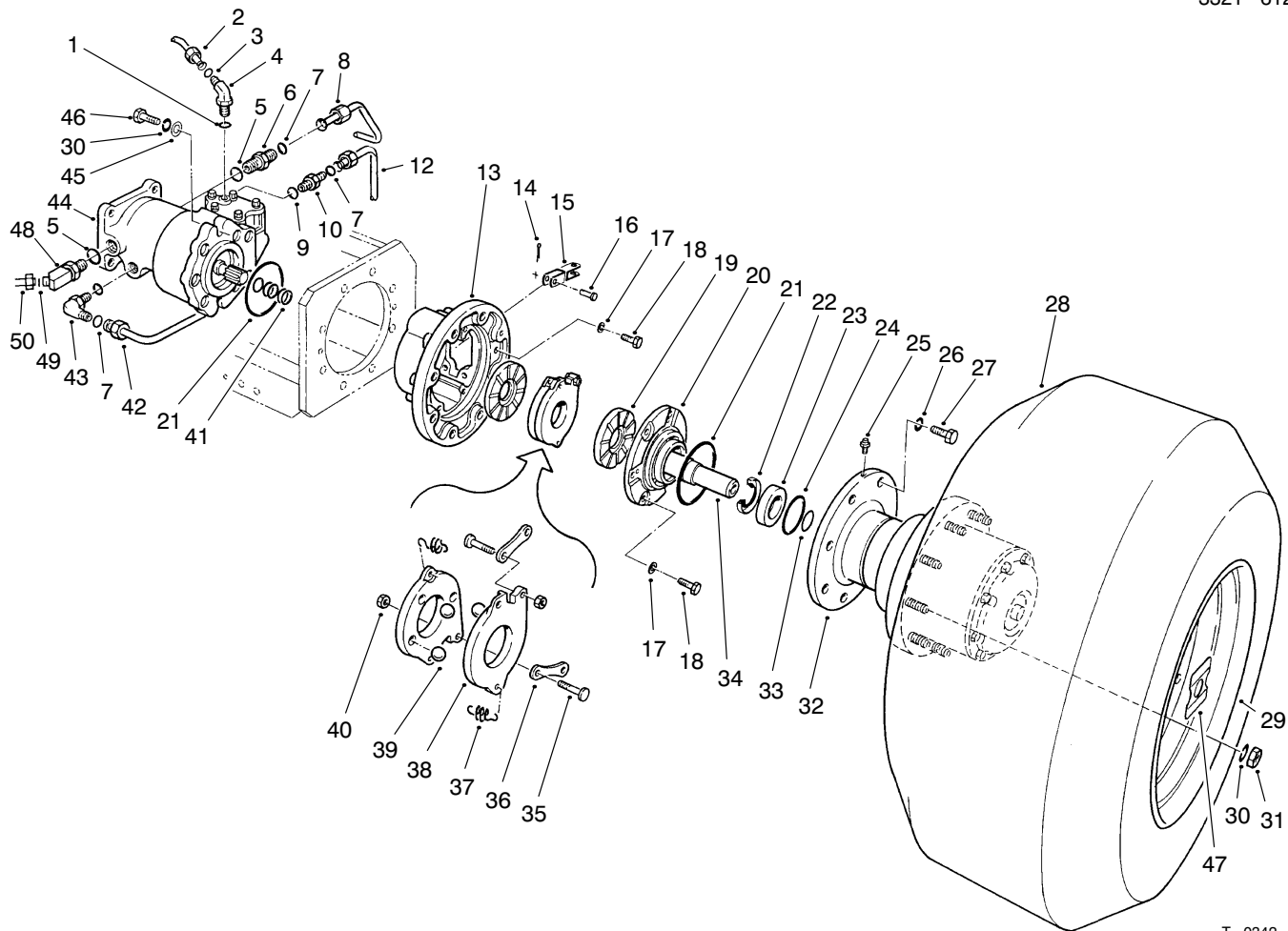
T-0342-2

FRONT WHEEL ASM

Ref. No.	Part No.	Description	No. Used
1	237-42	O-Ring	2
2	69-5940	Tube-Hydraulic LH	1
*	69-5930	Tube-Hydraulic RH	1
3	237-21	O-Ring	2
4	340-82	Fitting-Hydraulic Elbow (Incl. Ref. #1 & 3)	2
5	237-146	O-Ring	4
6	340-91	Fitting-Hydraulic Straight (Incl. Ref. #5 & 7)	2
7	237-58	O-Ring	7
8	83-4330	Tube-Hydraulic LH	1
*	83-4340	Tube-Hydraulic RH	1
9	237-81	O-Ring	4
10	340-9	Fitting-Hydraulic St. LH (Incl. Ref. #7 & 9)	1
*	340-148	Fitting-Hydraulic Tee RH (Incl. Ref. #7 & 9)	1
12	92-1742	Tube-Hydraulic LH	1
*	92-4807	Tube-Hyd. RH Run	1
*	85-6150	Tube-Hyd. RH Branch	1
13	71-4010	Housing-Brake	2
14	3272-6	Pin-Cotter	2
15	71-3880	Clevis-Brake Cable	2
16	283-2	Pin-Clevis	2
17	3253-21	Washer-Lock	14
18	323-6	Screw-HH	14
19	71-0470	Disc-Middle	4
20	71-3990	Cap-Brake Housing	2

Ref. No.	Part No.	Description	No. Used
21	237-158	O-Ring	4
22	253-156	Seal-Oil	2
23	251-340	Bearing-Ball	2
24	32120-22	Ring-Retaining Internal	2
25	302-39	Vent	2
26	3253-8	Washer-Lock	16
27	327-22	Screw-HH	16
28	69-9800	Tire	2
*	58-5620	Tube-Inner	2
*	231-140	Tire-(Optional)	2
29	71-2470	Rim	2
30	3253-7	Washer-Lock	22
31	3219-5	Nut-Hex.	18
32	69-1730	Asm-Planetary Gear Drive	2
33	32120-84	Ring-Retaining External	2
34	71-3810	Coupling-Hydraulic Motor	2
35	69-9970	Stud	4
36	69-9960	Link	4
37	69-9950	Spring-Extension	4
38	69-9990	Disc-Actuating	4
39	69-9980	Ball	6
40	69-9940	Nut-Jam	4
41	253-157	Ring-Cup	6
42	92-1741	Tube-Hydraulic	1
43	340-142	Fitting-Hydraulic Elbow (Incl. Ref. #9 & 11)	2
44	69-3050	Motor-Hydraulic Wheel	2
45	3256-26	Washer-Flat	4

* Not Illustrated



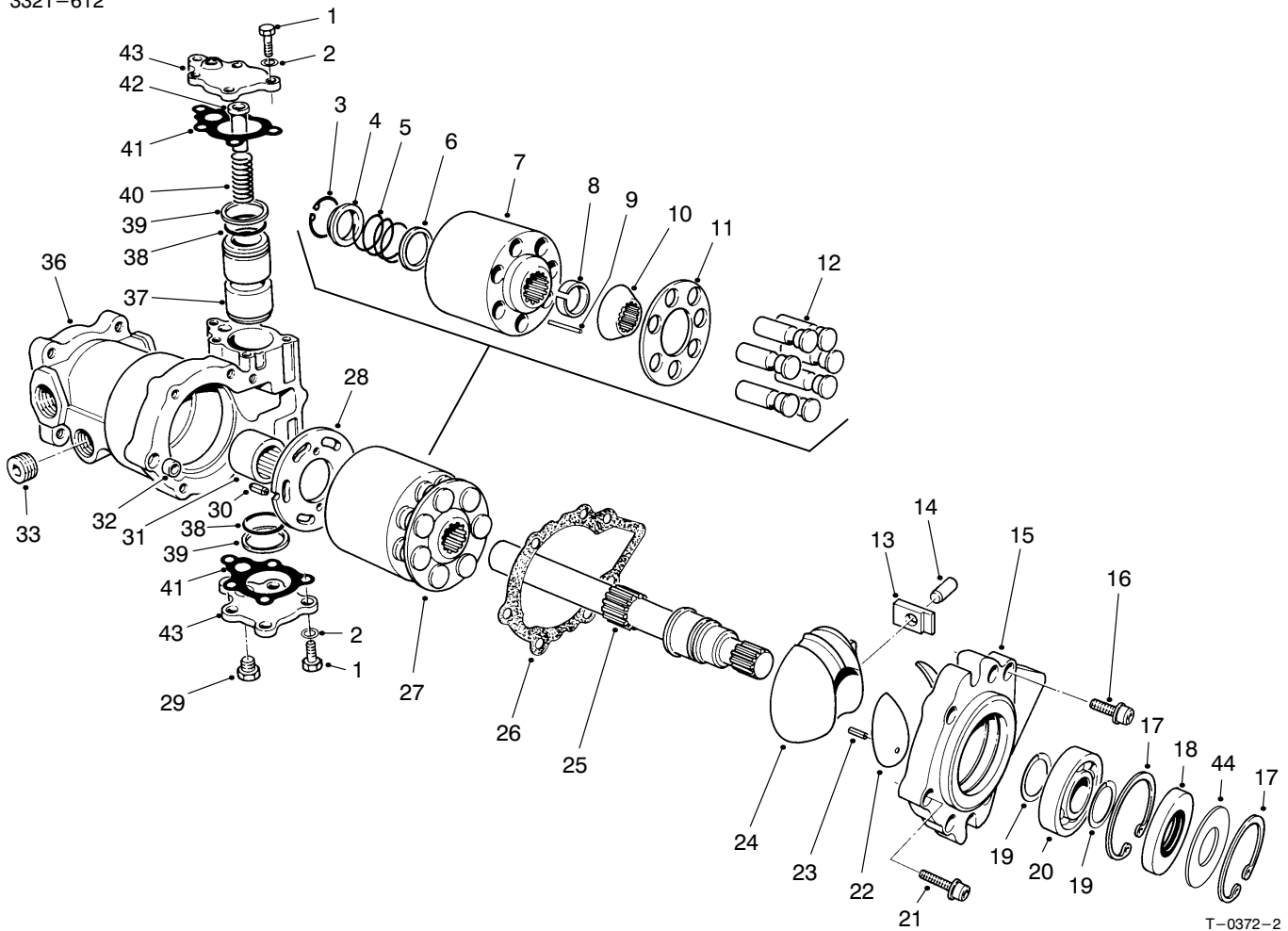
T-0342-2

FRONT WHEEL ASM (Continued)

Ref. No.	Part No.	Description	No. Used
46	325-7	Screw-HH	4
47	72-4070	Decal-Danger	2
48	93-7176	Fitting-45° ORFS	2

Ref. No.	Part No.	Description	No. Used
49	237-65	O-Ring	2
50	93-7177	Tube-Hydraulic, LH	1
*	93-7178	Tube-Hydraulic, RH	1

* Not Illustrated



T-0372-2

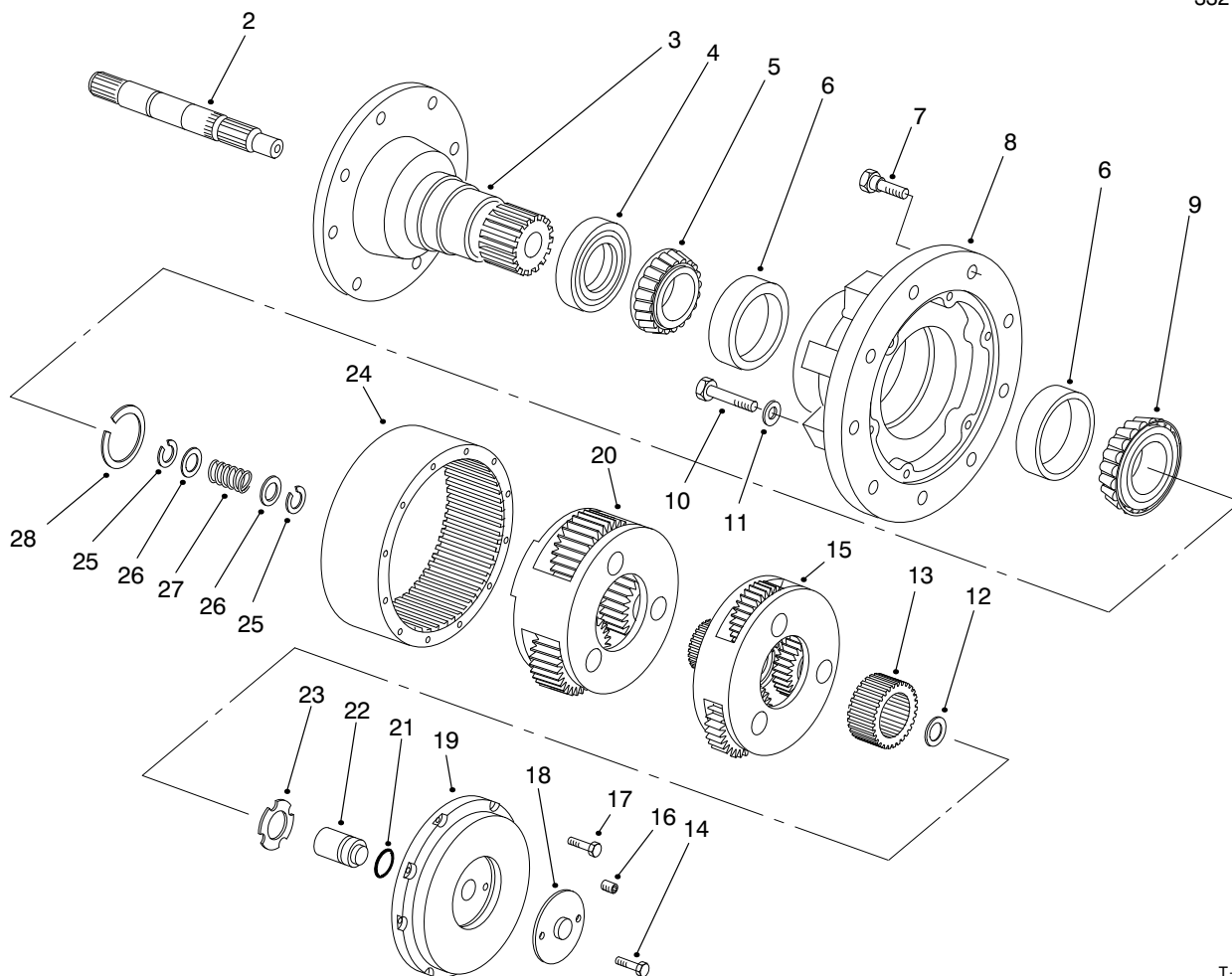
WHEEL MOTOR NO. 69-3050

Ref. No.	Part No.	Description	No. Used
1	69-3150	Screw-HH	10
2	69-3070	Washer-Plain	10
†3		Ring-Retaining	1
†4		Washer	1
†5		Spring-Compression	1
†6		Washer	1
†7		Block-Cylinder	1
†8		Retainer	1
†9		Pin-Slipper Hold Down	3
†10		Guide-Retainer	1
†11		Guide-Slipper	1
†12		Asm-Piston	7
13	69-3500	Bearing-Sleeve	1
14	69-3510	Pin	1
15	76-4610	Cover-Front	1
16	76-4590	Screw	6
17	69-3200	Ring-Retaining	2
18	69-3190	Seal-Lip	1
19	69-3170	Ring-Retaining	2
20	69-3210	Bearing-Ball	1
21	69-3960	Screw	1
22	69-3970	Bearing-Journal	2
23	69-3520	Pin-Spring	2
24	69-3980	Swashplate-Variable	1

Ref. No.	Part No.	Description	No. Used
25	69-3950	Shaft-Motor	1
26	76-4600	Gasket-Front Cover	1
27	69-3910	Kit-Cylinder Block (Incl. Ref. #3-12)	1
28	69-3990	Plate-Motor Valve	1
29	69-3940	Plug	1
30	69-3450	Pin	1
31	69-3370	Bearing-Needle	1
32	69-3230	Pin-Spring	1
33	69-3130	Plug-Hole	1
†36		Housing	1
37	69-4020	Piston-Servo	1
38	69-3560	O-Ring	2
39	69-3570	Ring-Piston	2
40	69-4030	Spring-Servo	1
41	69-3710	Gasket-Servo Cover	2
42	69-4040	Stop-Servo Piston	1
43	69-3720	Cover-Servo	2
44	95-4400	Washer-Backup	1
*	69-3920	Kit-Piston Ring & O-Ring (Incl. Ref. #38 & 39)	1

* Not Illustrated

† Not Serviceable Separately



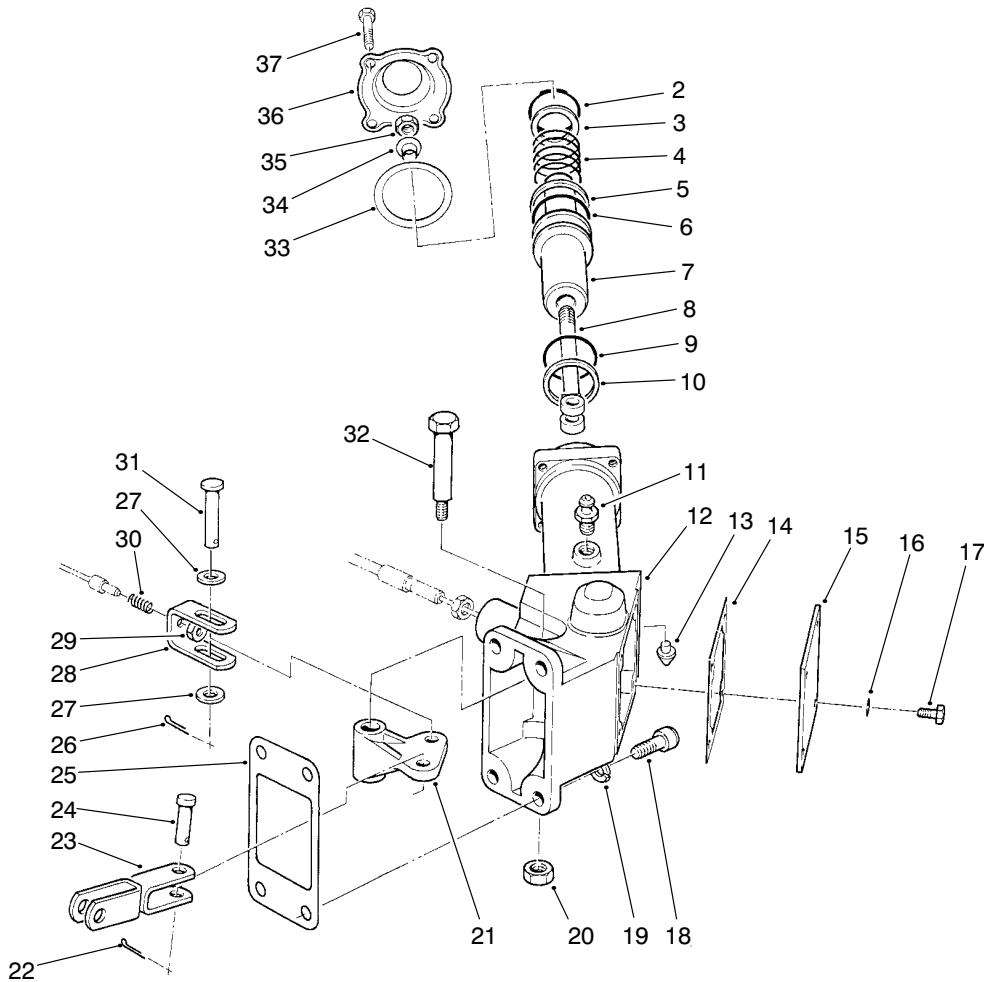
T-0140-2

PLANETARY GEAR ASM NO. 69-1730

Ref. No.	Part No.	Description	No. Used	Ref. No.	Part No.	Description	No. Used
2	60-3810	Shaft-Input	1	16	60-4040	Plug-Pipe	1
3	69-1740	Spindle	1	17	60-4030	Bolt-HH	8
4	60-3830	Seal-Oil	1	18	60-4060	Cover-Disengage	1
5	60-3840	Cone-Bearing	1	19	60-4050	Cover-Large	1
6	60-3850	Cup-Bearing	2	20	60-4000	Asm-Secondary Carrier	1
7	60-3860	Bolt-Wheel	9	21	60-4020	O-Ring	1
8	60-3870	Hub	1	22	60-4010	Plunger-Disengage	1
9	60-3880	Cone-Bearing	1	23	60-3990	Washer-Thrust	1
10	60-3890	Bolt-HH	6	24	60-3900	Gear-Ring	1
11	60-3910	Washer-Flat	6	25	60-3930	Ring-Retaining	2
12	60-3980	Washer-Thrust	1	26	60-3940	Washer	2
13	60-3970	Gear-Primary Sun	1	27	60-3950	Spring-Disengage	1
14	60-4070	Bolt-HH	2	†28	62-6450	Kit-Retaining Ring	1
15	60-3960	Asm-Primary Carrier	1	*	62-6460	Sealant-RTV (Tube)	1

* Not Illustrated

† Includes 7 different thickness retaining rings for service adjustment of bearings.



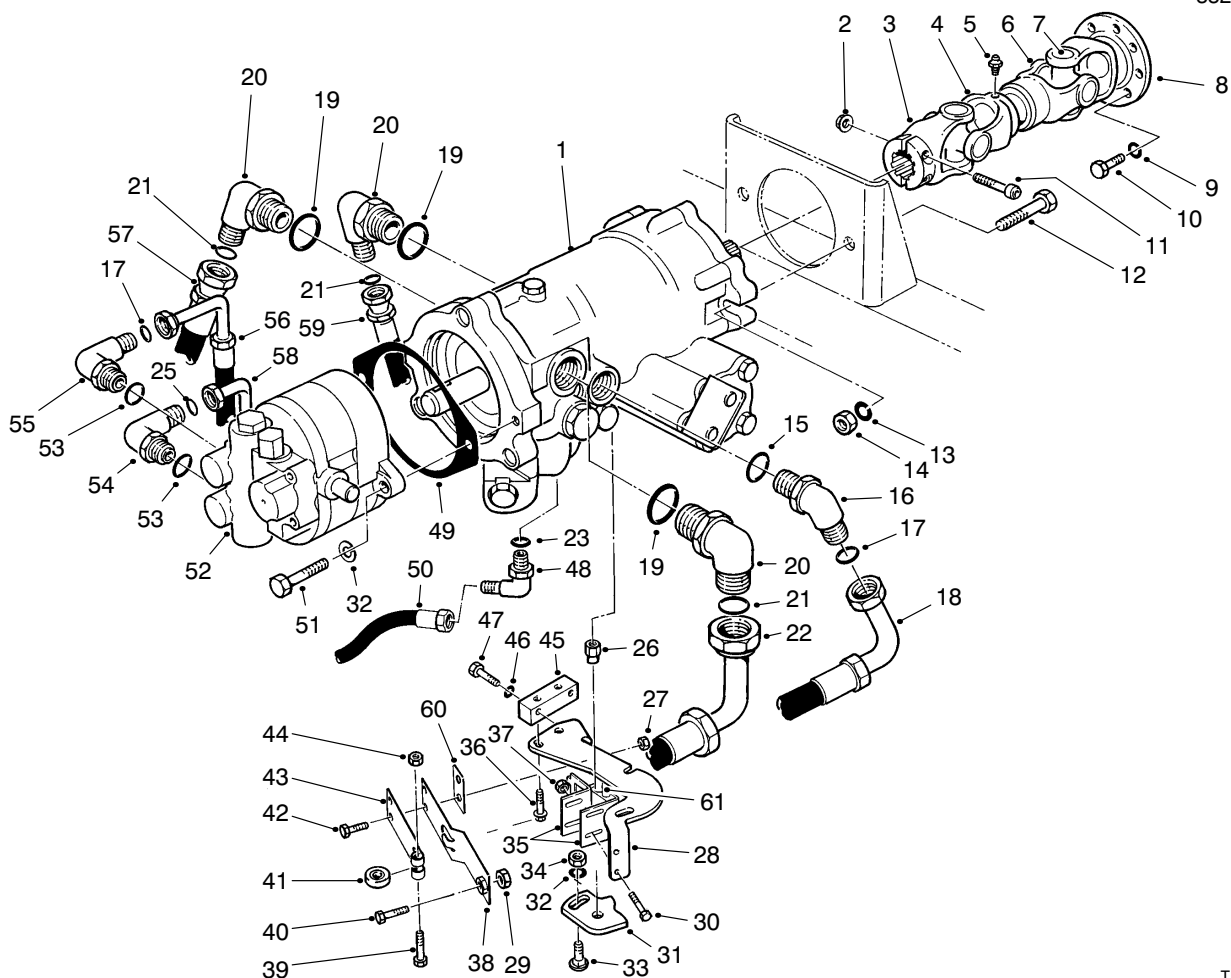
T-1277-1

WHEEL BRAKE ASM

Ref. No.	Part No.	Description	No. Used
2	32151-100	Ring-Retaining	2
3	69-8910	Washer	2
4	82-7850	Spring-Compression	2
5	354-104	Ring-Backup	2
6	237-175	O-Ring	2
7	82-7840	Piston-Brake	2
8	21-2070	Yoke-End	2
9	237-174	O-Ring	2
10	354-105	Ring-Backup	2
11	82-7830	Screw-Bleed, Brake	2
12	92-8003	Housing-Actuator, RH	1
*	92-8004	Housing-Actuator, LH	1
13	82-7820	Seat-Brake, Tube	2
14	71-3870	Gasket	2
15	71-3850	Cover-Housing	2
16	3253-3	Washer-Lock	8
17	321-2	Screw-HH	8
18	3274-7	Screw-HSH	8
19	3253-21	Washer-Lock	8

Ref. No.	Part No.	Description	No. Used
20	32128-25	Nut-HHF	2
21	71-3830	Bellcrank-Brake	2
22	3272-6	Pin-Cotter	2
23	71-3880	Clevis-Brake Cable	2
24	283-2	Pin-Clevis	2
25	71-3900	Gasket	2
26	3272-10	Pin-Cotter	2
27	3256-24	Washer-Flat	4
28	71-3860	Clevis	2
29	3296-3	Nut-Lock	2
30	69-0030	Spring-Compression	2
31	283-15	Pin-Clevis	2
32	12-8900	Bolt-Shoulder	2
33	93-7417	Gasket	2
34	71-3910	Collar	2
35	3296-59	Nut-Lock	2
36	93-7418	Cap-Actuator	2
37	321-6	Screw-HH	8

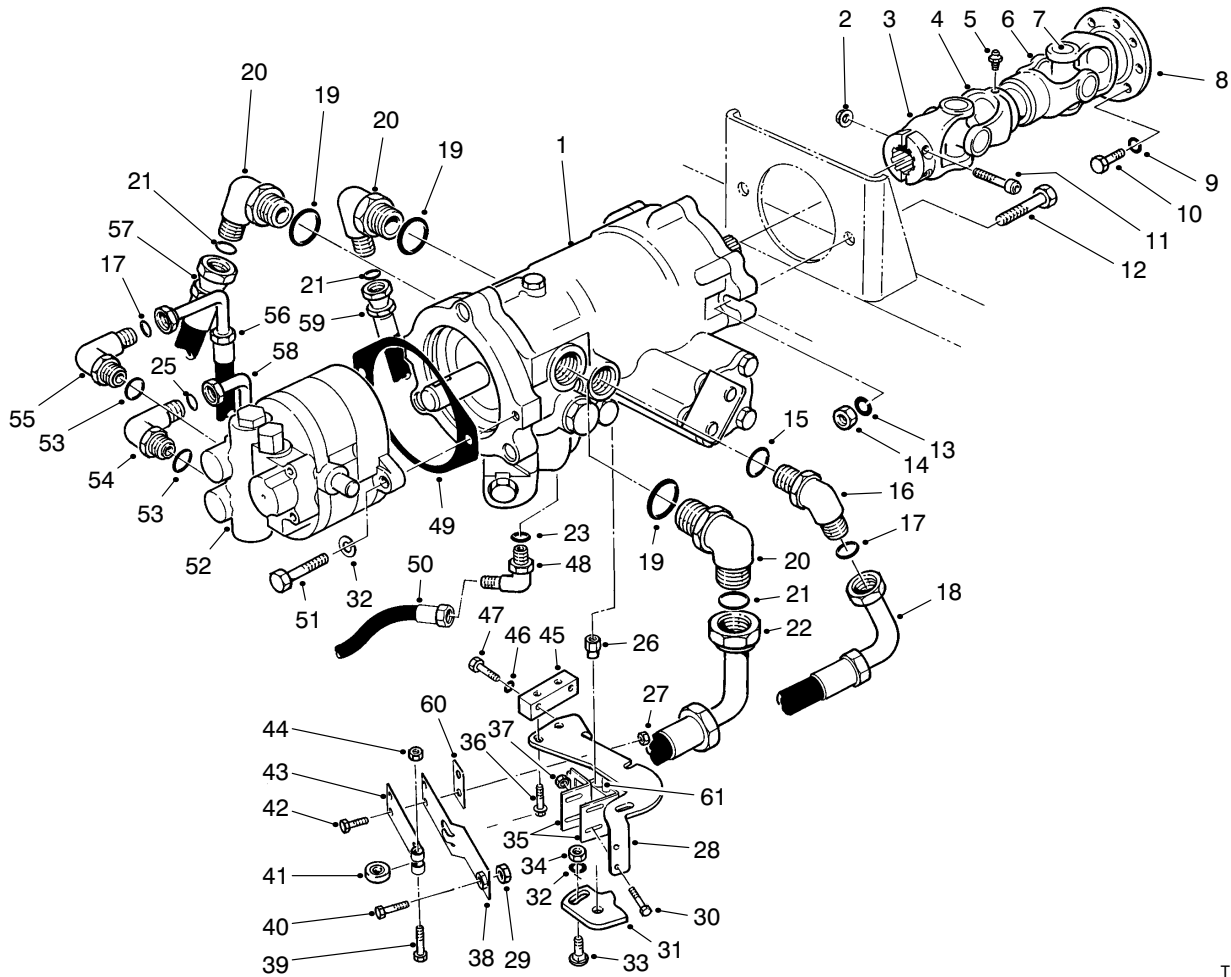
* Not Illustrated



T-0350-1

VARIABLE DISPLACEMENT PUMP INSTALLATION

Ref. No.	Part No.	Description	No. Used	Ref. No.	Part No.	Description	No. Used
1	93-9322	Variable Displacement Pump	1	27	32152-4	Nut-Lock	2
2	32128-21	Nut-HHF	2	28	69-9480	Bracket-Neutral Device	1
3	93-7189	Yoke-Pump End	1	29	3219-2	Nut-Hex.	1
4	98-0836	Tube-Slip Yoke	1	30	32144-1	Screw-HH	2
5	302-2	Fitting-Grease	1	31	69-9040	Cam-Neutral Device	1
6	93-7188	Shaft-Slip Yoke	1	32	3253-21	Washer-Lock	3
7	93-7190	Kit-Universal Joint	2	33	3231-30	Bolt-CARR	1
8	98-0835	Yoke-Engine End	1	34	3217-7	Nut-Hex.	1
9	3253-6	Washer-Lock	6	35	93-9337	Bracket-Switch	1
10	99-6058	Screw-HH	6	36	3234-13	Screw-HFH	4
11	3274-20	Screw-HSH	2	37	32127-11	Nut-Flexlok	2
12	325-7	Screw-HH	2	38	29-6170	Asm-Leaf Spring	1
13	3253-7	Washer-Lock	2	39	322-17	Screw-HH	1
14	3217-9	Nut-Hex.	2	40	3210-7	Screw-HH	1
15	237-81	O-Ring	1	41	251-307	Bearing-Neutral Detent	1
16	340-131	Fitting-Hydraulic Elbow (Incl. Ref. #15 & 17)	1	42	321-4	Screw-HH	2
17	237-30	O-Ring	2	43	29-6150	Spring-Leaf	1
18	69-5460	Hose-Hydraulic	1	44	32153-3	Nut-Lock	1
19	237-146	O-Ring	3	45	69-9050	Bar-Neutral Device	1
20	340-15	Fitting-Hydraulic Elbow (Incl. Ref. #19 & 21)	3	46	3253-3	Washer-Lock	2
21	237-58	O-Ring	3	47	321-10	Screw-HH	2
22	69-5650	Hose-Hydraulic	1	48	340-134	Fitting-Hydraulic Elbow (Incl. Ref. #23)	1
23	237-42	O-Ring	1	49	41-8760	Gasket-Pump	1
25	237-22	O-Ring	1	50	93-7424	Hose-Hydraulic	1
26	69-9020	Nut-Special	1	51	323-7	Screw-HH	2
				52	69-2220	Pump/Valve	1



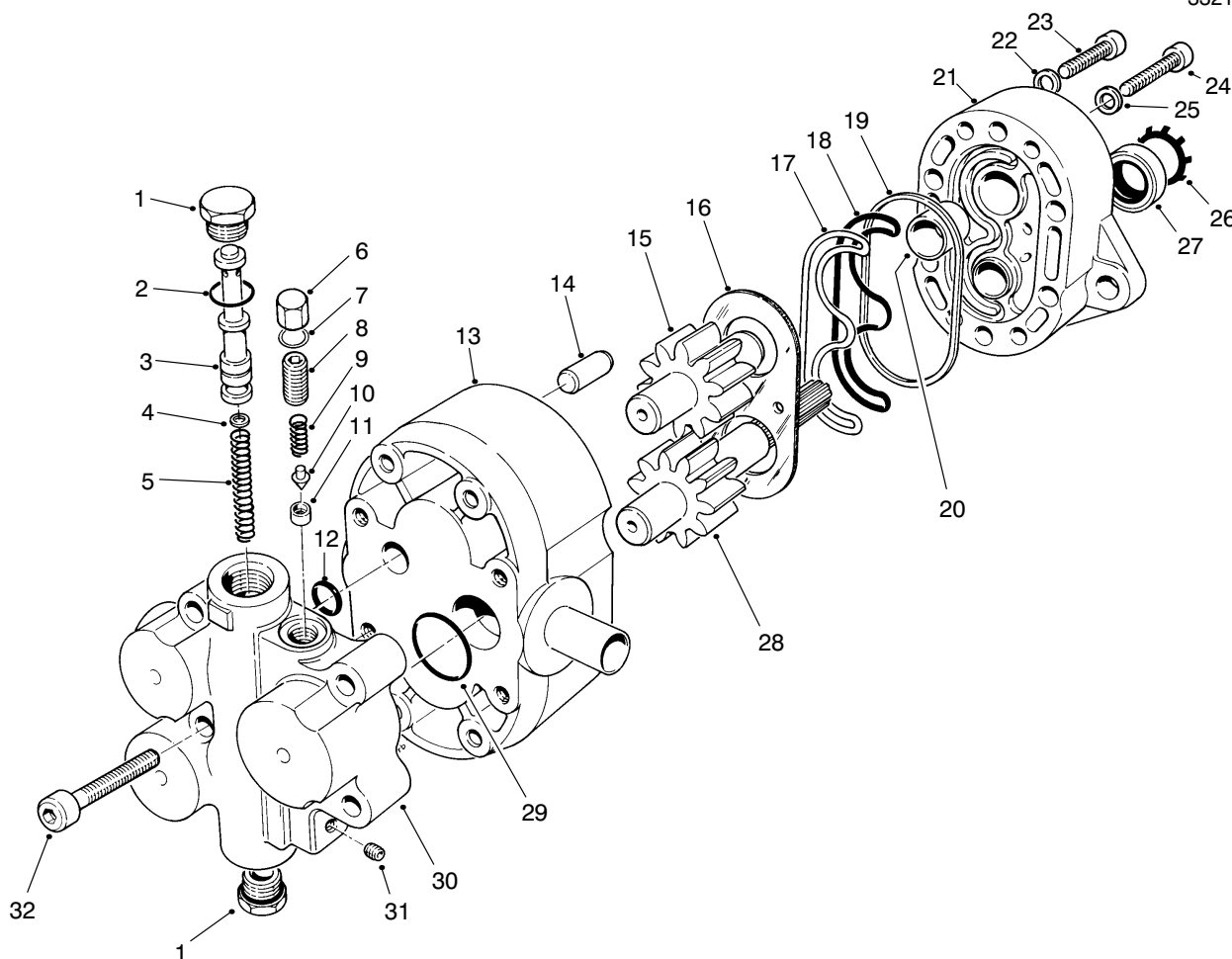
T-0350-1

VARIABLE DISPLACEMENT PUMP INSTALLATION (Cont.)

Ref. No.	Part No.	Description	No. Used
53	327-80	O-Ring	2
54	340-130	Fitting-Hydraulic Elbow (Incl. Ref. #25 & 53)	1
55	340-105	Fitting-Hydraulic Elbow (Incl. Ref. #17 & 53)	1
56	69-5450	Hose-Hydraulic	1
57	69-5470	Hose-Hydraulic	1

Ref. No.	Part No.	Description	No. Used
58	69-5440	Hose-Hydraulic	1
59	69-5480	Hose-Hydraulic	1
60	51-3150	Shim-Spring	A/R
61	93-7037	Switch	1
*	98-0819	Asm-Pump Drive Shaft (Incl. Ref. #3-8)	1

* Not Illustrated

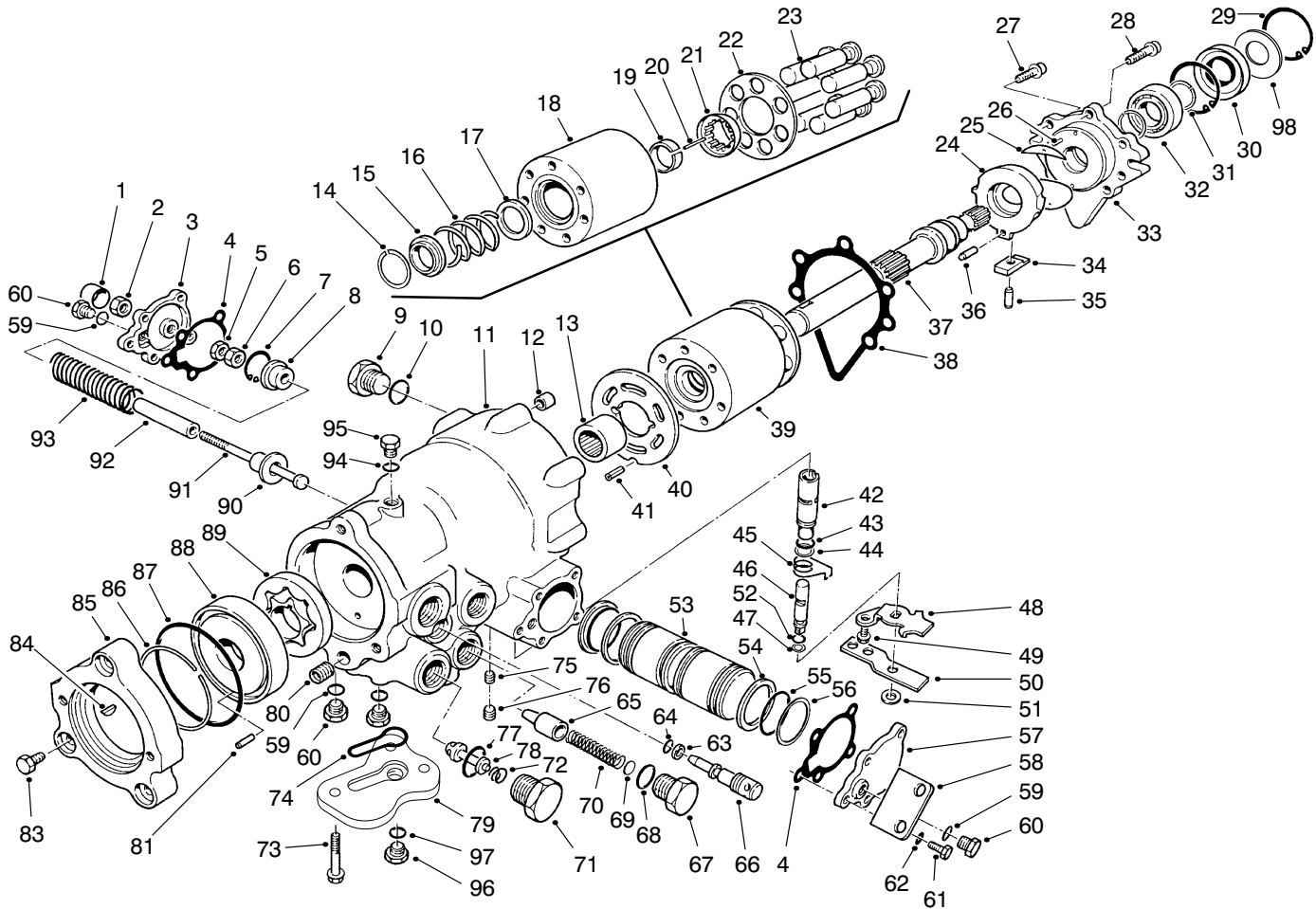


T-0374-1

GEAR PUMP & FLOW DIVIDER NO. 69-2220

Ref. No.	Part No.	Description	No. Used	Ref. No.	Part No.	Description	No. Used
1	69-2410	Plug (Incl. Ref. #2)	2	20	69-2250	Bearing-Sleeve	4
2	69-2420	O-Ring	2	21	69-2330	Asm-Body (Incl. Ref. #20)	1
3	69-2450	Piston	1	22	69-2370	Washer	4
4	69-2440	Orifice	1	23	69-2360	Screw	4
5	69-2430	Spring-Compression	1	24	69-2380	Screw	4
6	69-2460	Cap	1	25	69-2390	Washer	4
7	69-2470	Gasket-Cap	1	26	69-2300	Ring-Retaining	1
8	69-2480	Screw-Set	1	27	69-2310	Seal-Shaft	1
9	69-2490	Spring-Compression	1	28	69-2290	Shaft/Gear-Drive	1
10	69-2500	Poppet	1	29	69-2400	O-Ring	1
11	69-2510	Seat	1	30	69-2230	Asm-Flow Divider (Incl. Ref. #1-11 & 31)	1
12	69-2530	O-Ring	1	31	69-2520	Plug-Pipe	1
13	69-2540	Asm-Cover (Incl. Ref. #20)	1	32	69-2240	Screw	4
14	69-2340	Pin-Dowel	2	*	69-2550	Kit-Repair, Pump (Incl. Ref. #16-19, 22 & 25-27)	1
15	69-2280	Shaft/Gear-Idler	1				
16	69-2320	Plate-Wear	1	*	69-2560	Kit-Repair, Pump & Divider Incl. Ref. #2, 7, 9-10, 12, 16-19, 22, 25-27 & 29)	1
17	69-2260	Seal-Load	1				
18	69-2270	Seal-Pre-Load	1				
19	69-2350	Ring-Sealing	1				

* Not Illustrated



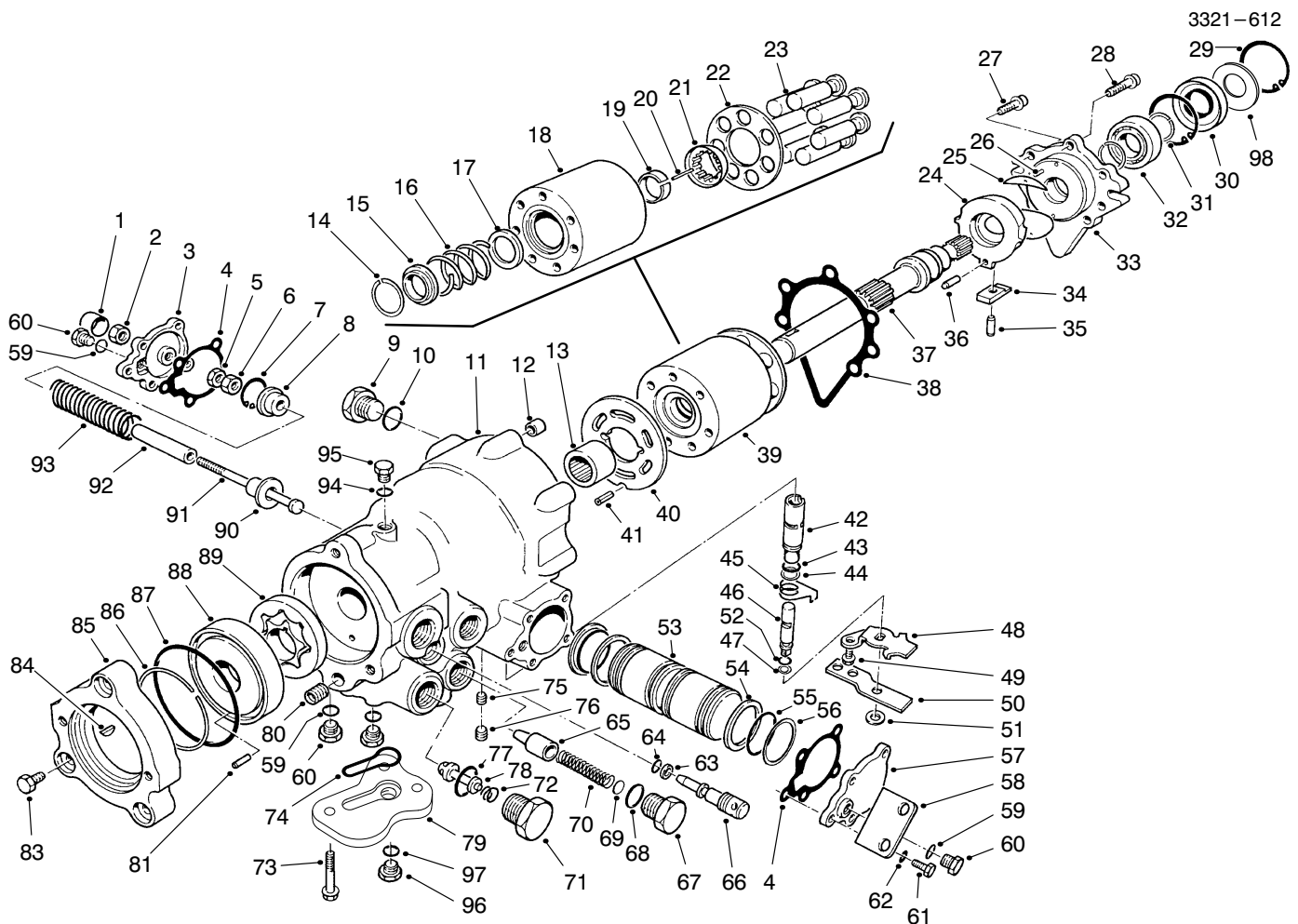
T-0373-3

VARIABLE DISPLACEMENT PUMP NO. 93-9322

Ref. No.	Part No.	Description	No. Used
1	69-3620	Cover-Servo Adjustment	1
2	69-3630	Nut Special	1
3	69-3640	Cover-Servo	1
4	69-3710	Gasket-Servo	2
5	69-3610	Nut-Jam	1
6	69-3600	Nut-Hex.	1
7	69-3590	Ring-Retaining	1
8	69-3580	Guide-Spring	1
9	69-3130	Plug (Incl. Ref. #10)	1
†10		O-Ring	1
†11		Housing-Pump	1
12	69-3230	Pin-Spring	1
13	69-3370	Bearing-Needle	1
†14		Ring-Retaining	1
†15		Washer	1
†16		Spring-Compression	1
†17		Washer	1
†18		Block-Cylinder	1
†19		Retainer	1
†20		Pin-Slipper Hold Down	3
†21		Guide-Retainer	1
†22		Guide-Slipper	1
†23		Asm-Piston	7
24	69-3250	Swashplate-Variable	1
25	69-3240	Bearing-Journal	2
26	94-2878	Pin	2
27	76-4590	Screw	6

Ref. No.	Part No.	Description	No. Used
28	69-3220	Screw	1
29	69-3200	Ring-Retaining	2
30	69-3190	Seal-Lip	1
31	69-3170	Ring-Retaining	2
32	69-3210	Bearing-Ball	1
33	76-4610	Cover	1
34	69-3500	Sleeve-Bearing	1
35	69-3510	Pin	1
36	69-3470	Pin	1
37	69-3180	Shaft Pump	1
38	76-4600	Gasket-Cover	1
39	69-3910	Asm-Cylinder Block (Incl. Ref #14-23)	1
40	93-9320	Plate-Valve LH	1
41	69-3450	Pin	1
42	69-3820	Sleeve-Control Valve	1
43	28-3590	O-Ring	1
44	28-3580	Ring-Back Up	1
45	69-3880	Spring-Neutral Return	1
46	69-3830	Spool-Rotary Valve	1
47	25-2630	Ring Back Up	1
48	69-3890	Bracket-Neutral Return	1
49	69-3860	Screw-HFH	1
50	69-3870	Handle-Control Valve	1
51	69-3900	Washer	1
52	69-3840	O-Ring	1
53	69-3650	Piston-Servo	1

† Not Serviceable Separately



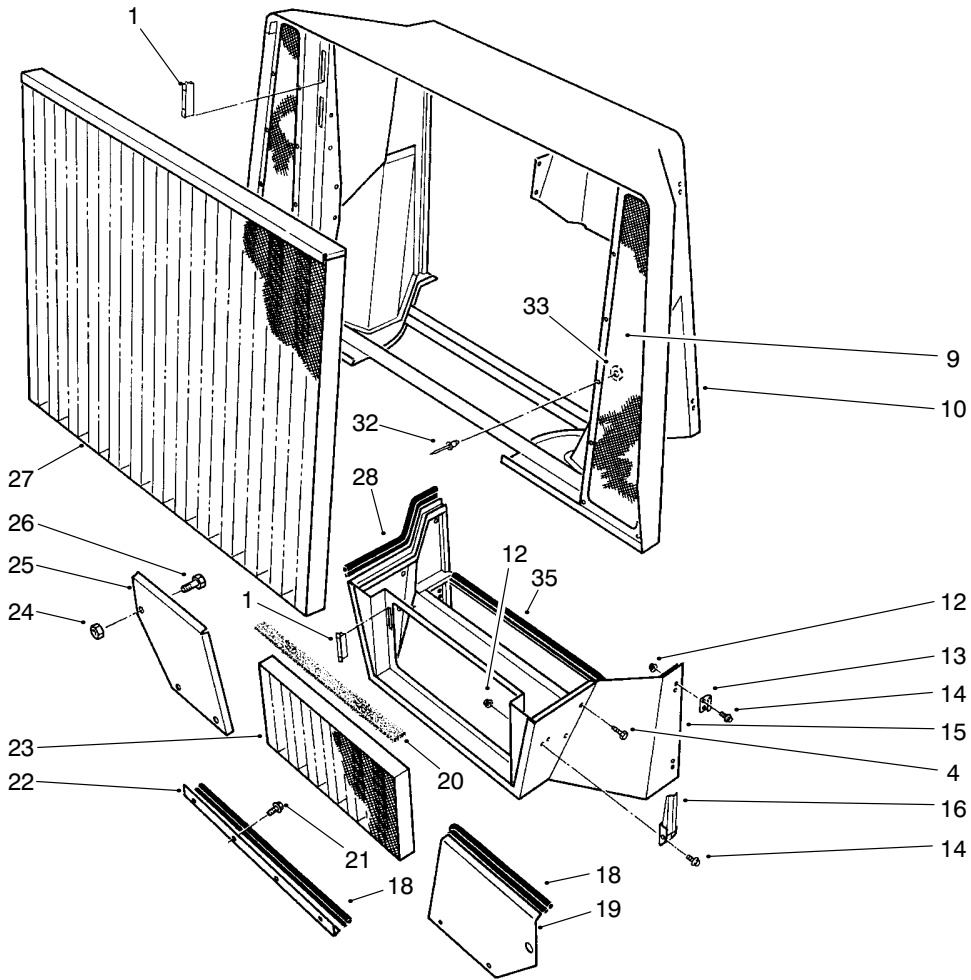
T-0373-3

VARIABLE DISPLACEMENT PUMP NO. 93-9322 (Cont.)

Ref. No.	Part No.	Description	No. Used
54	69-3690	Bearing	2
55	69-3560	O-Ring	2
56	69-3570	Ring-Piston	2
57	69-3720	Cover Servo	1
58	69-3140	Bracket-Lifting	1
†59		O-Ring	4
60	69-3080	Plug (Incl. Ref. #59)	4
61	69-3150	Screw-HH	10
62	69-3070	Washer-Lock	10
63	25-2630	Ring-Back Up	1
64	237-22	O-Ring	1
65	69-3800	Valve	1
66	69-3810	Valve-By Pass	1
67	69-3780	Plug (Incl. Ref. #68)	1
68	237-80	O-Ring	1
69	69-3770	Shim	1
70	69-3790	Spring Compression	1
71	69-3760	Plug-Special (Incl. Ref. #77)	2
72	69-3740	Spring-Compression	2
73	94-9413	Screw	3
74	94-9412	Seal-Adapter	1
75	93-9321	Plug-Orifice	1

Ref. No.	Part No.	Description	No. Used
76	285-17	Plug-Pipe	2
77	69-3750	O-Ring	2
78	69-3730	Valve-Relief (Incl. Ref. #71, 72 & 77)	2
79	94-9414	Adapter-Suction	1
80	69-3460	Plug Expansion	1
81	69-3550	Pin	1
83	69-3400	Screw-HH	3
84	69-3430	Key-Woodruff	1
85	69-3410	Adapter-A Flange	1
86	69-3420	Ring-Temper Load	1
87	69-3440	O-Ring	1
88	69-3540	Cover-Gerotor	1
89	69-3390	Asm-Gerotor	1
90	69-3700	Guide-Spring	1
91	69-3660	Screw-Special	1
92	69-3680	Stop-Servo	1
93	69-3670	Spring-Compression	1
†94		O-Ring	1
95	69-3120	Plug (Incl. Ref. #94)	1
96	94-9415	Plug (Incl. Ref. #97)	1
†97		O-Ring	1
98	95-4400	Washer-Backup	1

† Not Serviceable Separately

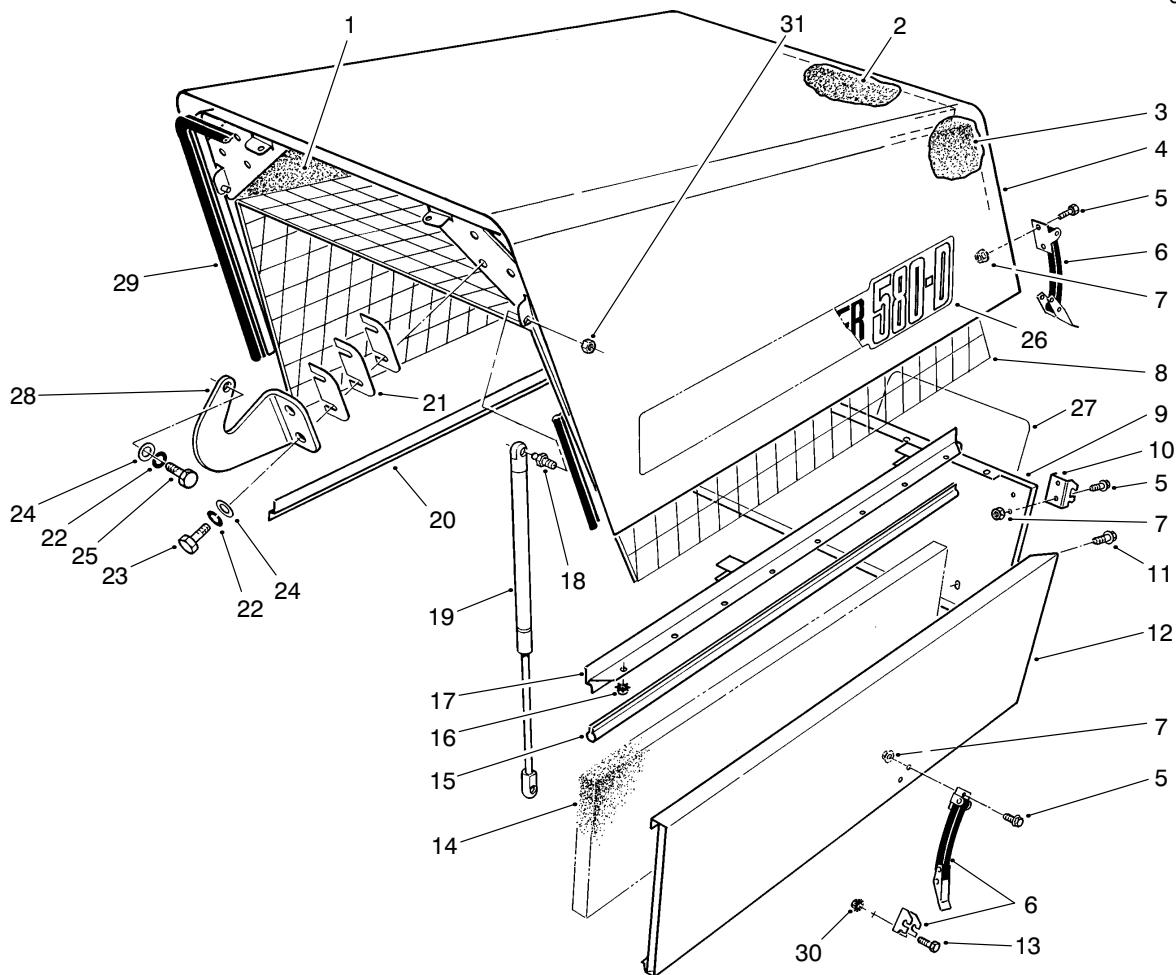


T-2813-1

COWL ASM

Ref. No.	Part No.	Description	No. Used
1	58-4250	Magnet	6
9	69-9650	Screen-Cowl	2
10	98-2365	Cowl-Radiator	1
12	3296-2	Nut-Lock	20
13	69-3030	Strike-Latch	8
14	3290-321	Screw-HWH	20
15	69-8690	Support-Grille	1
16	69-3020	Handle-Latch	2
18	69-9721	Strip-Sealing	3
19	75-9460	Bracket-Sealing LH	1
20	69-0040	Foam-Lower Grille	1

Ref. No.	Part No.	Description	No. Used
21	32144-11	Screw-HFH	8
22	75-9480	Bracket-Sealing Bottom	1
23	69-7150	Grille-Lower	1
24	32153-6	Nut Lock	2
25	75-9470	Bracket-Sealing RH	1
26	328-11	Screw-HH	2
27	69-7120	Grille-Upper	1
28	69-9720	Strip-Sealing	2
32	3269-15	Rivet-Pop	22
33	3269-6	Washer-Backup	22
35	69-9722	Trim-Sealing	1



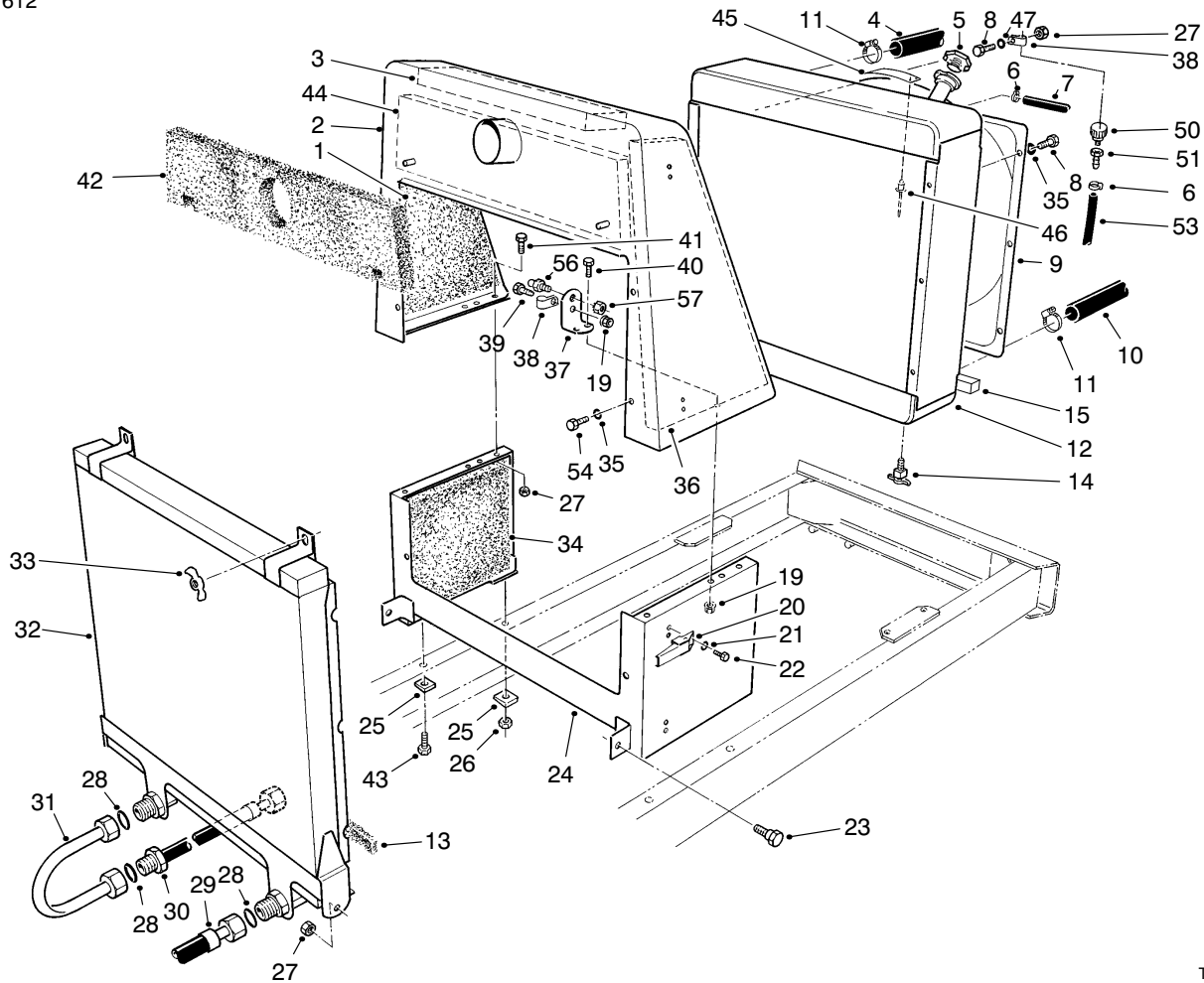
T-0360-1

HOOD ASM

Ref. No.	Part No.	Description	No. Used	Ref. No.	Part No.	Description	No. Used
1	71-0270	Foam-Hood Side RH	1	15	69-9723	Seal-Hood Bottom	2
2	71-0250	Foam-Hood Top	1	16	32149-2	Nut-Keps	16
3	71-0260	Foam-Hood Side LH	1	17	69-8230	Bracket-Trim LH	1
4	92-1772	Asm-Hood (Incl. Ref.#1-4, 8, 15-17, 20, 26 & 29)	1	18	88-6770	Stud-Ball	2
5	3290-321	Screw-HH	12	19	88-6760	Spring-Gas	2
6	69-3010	Strap-Hold Down (Incl. Ref. #10)	4	20	69-8250	Bracket-Trim R.H	1
7	3296-2	Nut-Lock	12	21	69-8500	Shim-Hinge Bracket	6
8	71-0060	Support-Foam	1	22	3253-21	Washer-Lock	6
9	69-9520	Panel-Rear	1	23	323-6	Screw-HH	4
†10		Latch-Hold-Down	4	24	3256-24	Washer-Flat	6
11	3234-14	Screw-HH	6	25	323-4	Screw-HH	2
12	69-1390	Panel-Side LH	1	26	69-0950	Decal-580D	2
*	69-1380	Panel-Side RH	1	27	66-6140	Decal-TORO	1
13	3290-134	Screw-HH	4	28	98-3026	Bracket-Hinge	2
14	71-0400	Foam-Side Panel	2	29	69-9724	Seal-Hood Front	1
				30	32149-7	Nut	4
				31	32152-1	Nut	2

* Not Illustrated

† Not Serviceable Separately

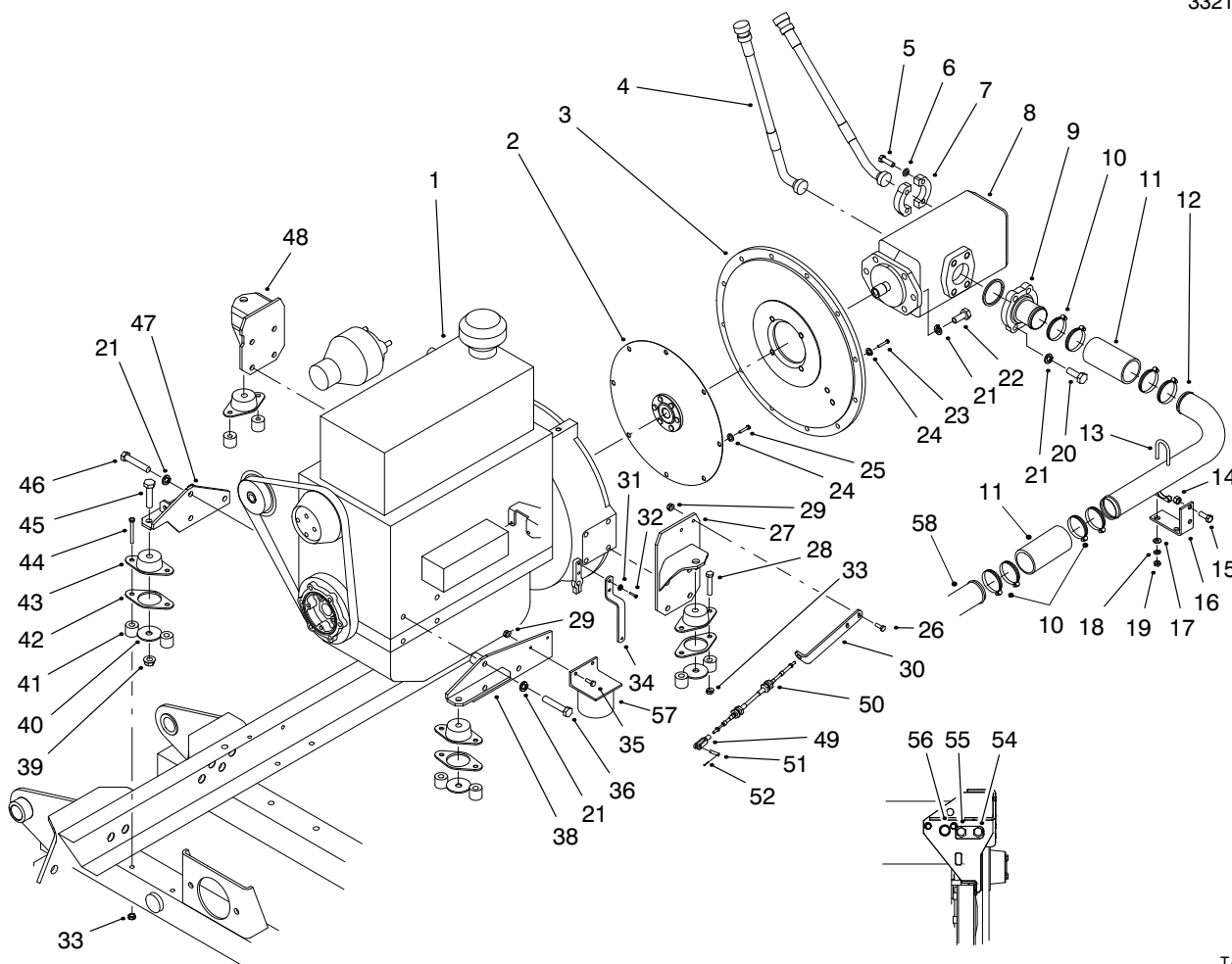


T-2807-2

RADIATOR & OIL COOLER ASM

Ref. No.	Part No.	Description	No. Used
1	71-0350	Foam-Rad. Support RH	1
2	69-8590	Support-Radiator Upper	1
3	71-0360	Foam-Rad. Support Top	1
4	98-7320	Hose-Upper Radiator	1
5	66-3241	Cap-Radiator	1
6	2412-108	Clamp-Hose	2
7	23-2140	Hose-Radiator Vent	1
8	323-34	Screw-HH	7
9	98-7318	Shroud-Fan (Incl. Ref. #45 & 46)	1
10	95-6456	Hose-Lower Radiator	1
11	2412-92	Clamp-Hose	4
12	98-7311	Radiator	1
13	71-0210	Foam-Radiator Seal	1
14	304-46	Valve-Drain	1
15	98-7348	Foam-Seal	2
19	32128-20	Nut-HHF	5
20	69-3020	Latch	8
21	3253-2	Washer-Lock	16
22	3290-321	Screw-HH	16
23	46-3380	Bolt-Shoulder	2
24	69-7100	Support-Radiator Lower	1
25	3290-216	Washer-Bevel	4
26	32153-5	Nut-Lock	4
27	32152-2	Nut-Lock	7
28	340-65	O-Ring	3
29	69-5620	Hose-Hydraulic	1

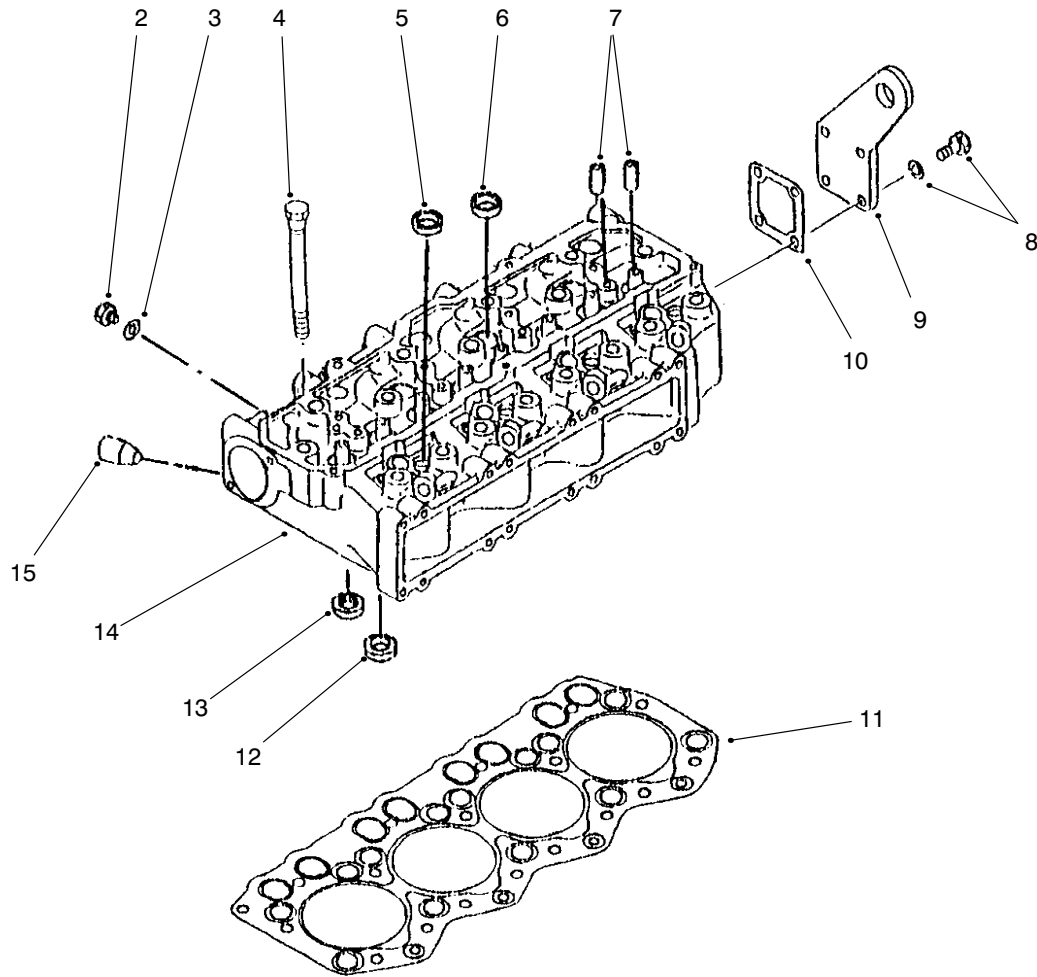
Ref. No.	Part No.	Description	No. Used
30	69-8450	Hose-Hydraulic (Incl. Ref. #28)	1
31	69-5900	Tube-Hydraulic	1
32	69-1670	Cooler-Oil (Incl. Ref. #28)	1
33	32103-3	Nut-Wing	2
34	71-0370	Foam-Lower Rad. Support	2
35	3253-21	Washer-Lock	12
36	71-0340	Foam-Rad. Support LH	1
37	88-9450	Bracket-Hood Cylinder	2
38	2412-41	Clamp-R	2
39	322-5	Screw-HH	1
40	322-6	Screw-HH	4
41	323-7	Screw-HH	4
42	71-0380	Foam-Rad. Support Front	1
43	325-6	Screw-HH	4
44	71-0390	Foam-Rad. Support Rear	1
45	76-8750	Plate-Caution	2
46	3290-274	Rivet-Pop	4
47	3256-56	Washer-Flat	2
50	68-6150	Breather	1
51	354-95	Fitting	1
53	71-2680	Hose-Vent	1
54	32144-69	Screw-HWH	6
56	88-6770	Stud-Ball	2
57	32152-1	Nut-Lock	2



T-2835-3

ENGINE INSTALLATION ASM

Ref. No.	Part No.	Description	No. Used	Ref. No.	Part No.	Description	No. Used
1	95-6499	Asm-Engine	1	29	32149-2	Nut-Lock	10
2	98-0826	Asm-Coupler	1	30	69-8490	Bracket-Throttle Cable	1
3	95-6481	Plate-Pump Adapter	1	31	3253-3	Washer-Lock	2
4	98-0655	Asm-Hose	2	32	33113-016	Screw-HH	2
5	323-7	Screw-HH	8	33	32128-21	Nut-HFH	8
6	3253-21	Washer-Lock	8	34	95-6489	Bracket-Throttle	1
7	353-992	Flange-Split	4	35	321-4	Screw-HH	2
8	69-2050	Pump-Gear, Double	1	36	33116-050	Screw-HH	3
9	354-42	Flange-Split, Half	2	38	95-6470	Asm-Mount LH	1
10	2412-129	Clamp-Hose	12	39	32128-23	Nut-HHF	4
11	69-5640	Hose-Suction	3	40	98-3023	Washer	4
12	99-4969	Tube-Suction	1	41	95-6486	Spacer-Mount	8
13	20-4840	Clamp-Muffler	2	42	98-0830	Retainer-Mount	4
14	32152-2	Nut-Lock	4	43	98-3024	Mount-Engine	4
15	323-6	Screw-HH	4	44	323-38	Screw-HH	4
16	69-9220	Bracket-Suction Tube	2	45	325-9	Screw-HH	4
17	3256-23	Washer-Flat	4	46	33116-030	Screw-HH	3
18	3253-4	Washer-Lock	4	47	95-6467	Asm-Mount RH	1
19	3217-6	Nut-Hex.	4	48	95-6465	Asm-Mount Rear	1
20	325-6	Screw-HH	8	49	282-28	Clevis-Adjustable	1
21	3253-7	Washer-Lock	12	50	77-2990	Cable-Throttle	1
22	3213-2	Screw-HH	4	51	69-0090	Pin-Throttle	1
23	33115-030	Screw-HH	18	52	3272-1	Pin-Cotter	1
24	3253-6	Washer-Lock	20	54	93-3526	Switch	1
25	33115-025	Screw-HH	8	55	67-4510	Gauge Unit	1
26	321-6	Screw-HH	2	56	51-5070	Switch	1
27	95-6465	Asm-Mount, LH Rear	1	57	69-1750	Asm-Fuel Filter	1
28	323-10	Screw-HH	8	58	99-4968	Tube-Suction	1



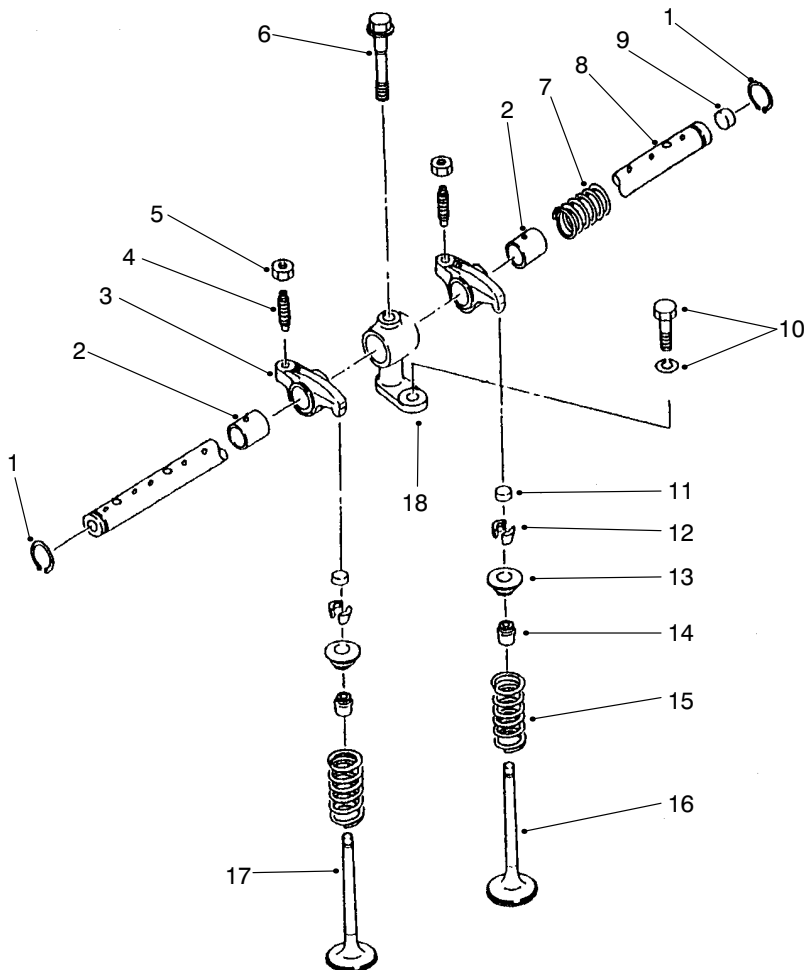
T-2949

CYLINDER HEAD ASM

Ref. No.	Part No.	Description	No. Used
2	99-1812	Plug-Drain	1
3	99-1813	Gasket	1
4	99-1806	Bolt-Cylinder Head	17
5	99-1801	Cap-Sealing 20mm	12
6	99-1802	Cap-Sealing 25mm	7
7	99-1803	Guide-Valve	8
8	99-1811	Bolt-W/Washer	4
9	99-1808	Eye-Lifting, Rear	1
10	99-1809	Gasket-Head, Rear	1

Ref. No.	Part No.	Description	No. Used
11	99-1807	Gasket-Head, Cylinder	1
12	99-1804	Seat-Valve, Inlet	4
13	99-1805	Seat-Valve, Exhaust	4
14		Head-Cylinder	1
15		Plug	1
*	99-1800	Asm-Head, Cylinder (Incl. Ref. #2-3, 5-7 & 12-14)	1

* Not Illustrated



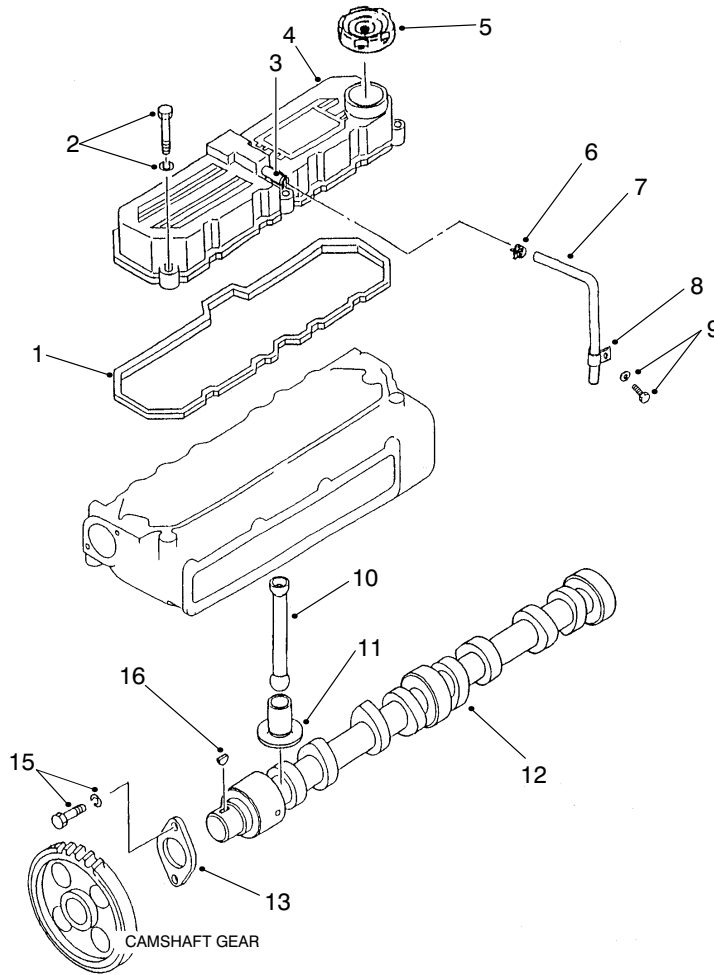
T-2950

VALVE MECHANISM ASM

Ref. No.	Part No.	Description	No. Used
1	99-1822	Ring-Snap	2
2		Bushing-Rocker	8
3		Rocker	8
4	93-3401	Screw-Rocker	8
5	51-5210	Nut-Jam	8
6	99-1824	Bolt-Rocker Bracket	4
7	99-1820	Spring-Rocker	3
8		Shaft-Rocker	1
9		Plug-Shaft, Rocker	2
10	99-1825	Bolt-W/Washer	4
11	51-5280	Cap	8
12	60-7420	Cotter-Valve	16

Ref. No.	Part No.	Description	No. Used
13	99-1816	Retainer-Upper	8
14	99-1817	Seal-Stem, Valve	8
15	51-5320	Spring-Valve	8
16	99-1815	Valve-Exhaust	4
17	99-1814	Valve-Inlet	4
18	99-1823	Bracket-Shaft, Rocker	4
*	99-1818	Asm-Rocker & Shaft (Incl. Ref. #1-9)	1
*	99-1819	Asm-Rocker (Incl. Ref. #2-5)	8
*	99-1821	Asm-Shaft, Rocker (Incl. Ref. #8-9)	1

* Not Illustrated



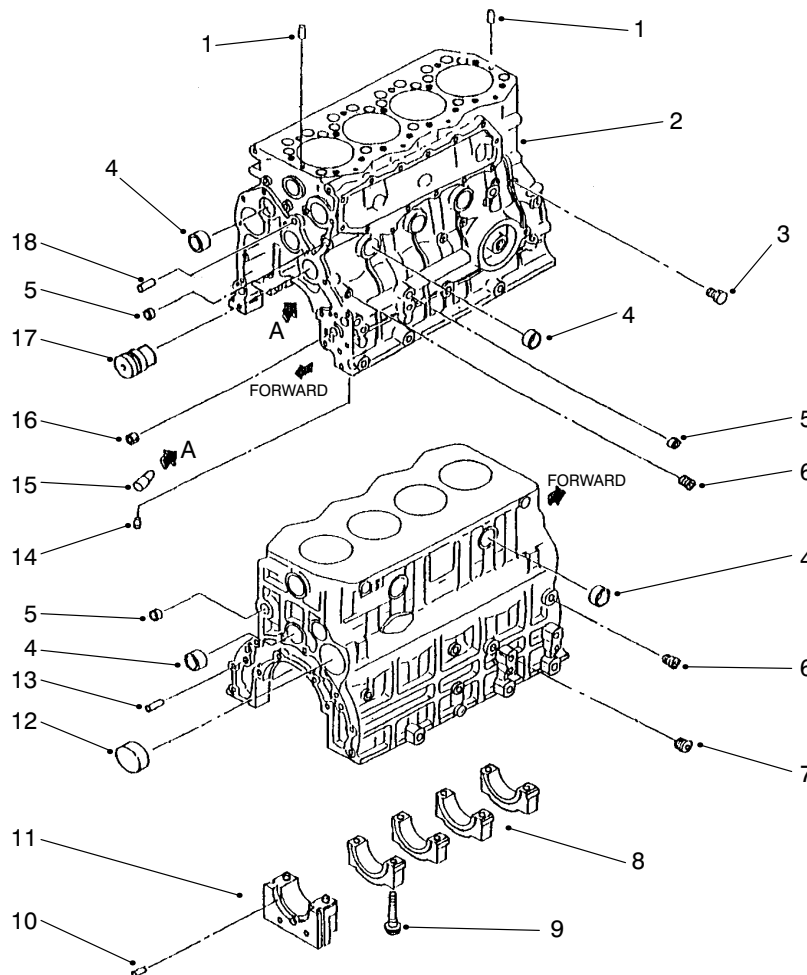
T-2951

ROCKER COVER & CAMSHAFT ASM

Ref. No.	Part No.	Description	No. Used
1	99-1827	Gasket-Rocker	1
2	99-1828	Bolt-W/Washer	5
3		Pipe	1
4		Cover-Rocker	1
5	42-7420	Cap-Filter, Oil	1
6	99-1833	Clip-Hose	1
7	99-1834	Hose-Breather	1
8	99-1835	Clip	1
9	99-1836	Bolt-W/Washer	1

Ref. No.	Part No.	Description	No. Used
10	99-1832	Rod-Push	8
11	99-1831	Tappet	8
12	99-1829	Camshaft	1
13	51-5470	Plate-Thrust	1
15	99-1830	Bolt-W/Washer	2
16	51-5460	Key-Woodruff	1
*	99-1826	Asm-Cover, Rocker (Incl. Ref. #3-4)	1

* Not Illustrated

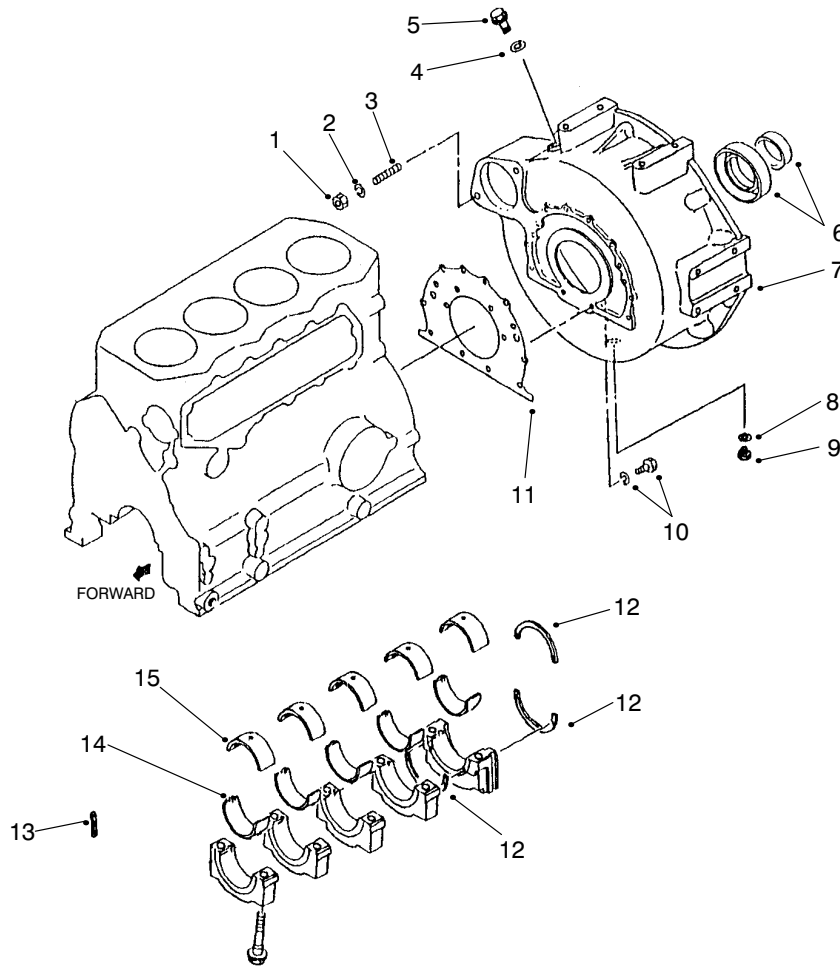


T-2952

CRANKCASE ASM

Ref. No.	Part No.	Description	No. Used	Ref. No.	Part No.	Description	No. Used
1	93-3365	Pin-Dowel	2	11		Cap-Bearing	1
2		Crankcase	1	12	99-1840	Plug-Cam	1
3	99-1845	Plug-Taper	1	13	70-3000	Pin-Dowel	2
4	51-5600	Cap-Sealing	10	14		Plug	3
5	70-3370	Cap-Sealing	6	15	99-1839	Valve-Check	4
6	86-6240	Plug-Taper	5	16	99-1843	Bushing	1
7	56-0100	Plug-Taper	1	17	99-1844	Shaft-Idler	1
8		Cap-Bearing	4	18	99-1841	Pin-Dowel	1
9	99-1838	Bolt-Cap, Bearing	10	*	99-1837	Asm-Crankcase (Incl. Ref. #1-18)	1
10	99-1842	Pin-Spring	6				

* Not Illustrated



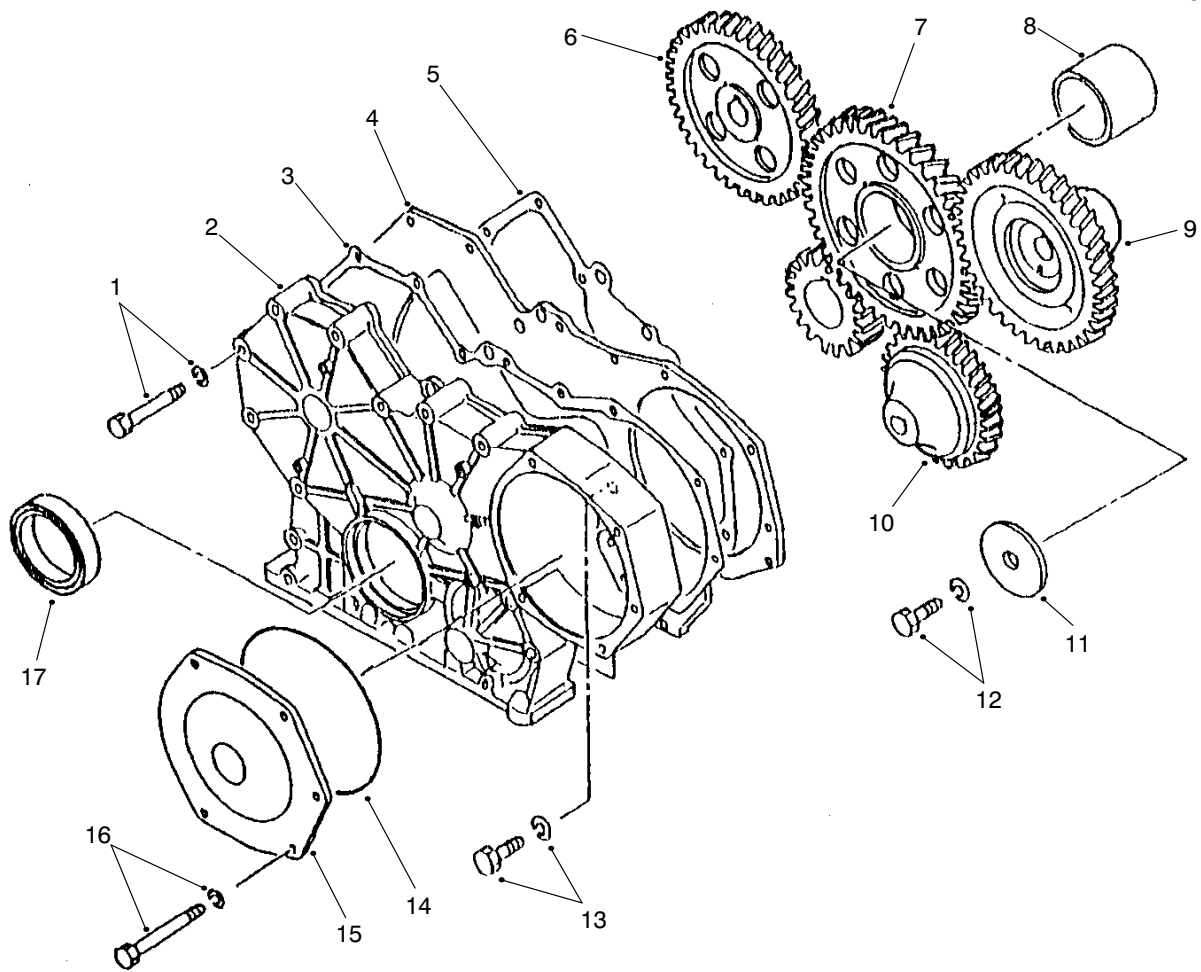
T-2953

FLYWHEEL HOUSING & MAIN METAL ASM

Ref. No.	Part No.	Description	No. Used
1	51-5970	Nut-Lock	2
2	51-6390	Washer-Spring	2
3	99-1858	Stud	2
4	99-1813	Gasket	1
5	99-1812	Plug-Drain	1
6	60-7430	Seal-Oil	1
7	99-1854	Housing-Flywheel	1
8	42-7290	Gasket	1
9	67-2520	Plug-Drain	1
10	99-1856	Bolt-W/Washer	10
10	99-1857	Bolt-W/Washer	2
11	99-1855	Gasket-Rear	1
12	99-1850	Plate-Thrust Std.	3

Ref. No.	Part No.	Description	No. Used
12	99-1851	Plate-Thrust O.S. 0.15	1
12	99-1852	Plate-Thrust O.S. 0.30	1
13	99-1853	Seal-Side	2
14		Set-Metal, Main	5
15		Set-Metal, Main	5
*	99-1846	Set-Metal, Main Std. (Incl. Ref. #14-15)	1
*	99-1847	Set-Metal, Main U.S. 0.25 (Incl. Ref. #14-15)	1
*	99-1848	Set-Metal, Main U.S. 0.50 (Incl. Ref. #14-15)	1
*	99-1849	Set-Metal, Main U.S. 0.75 (Incl. Ref. #14-145)	1

* Not Illustrated



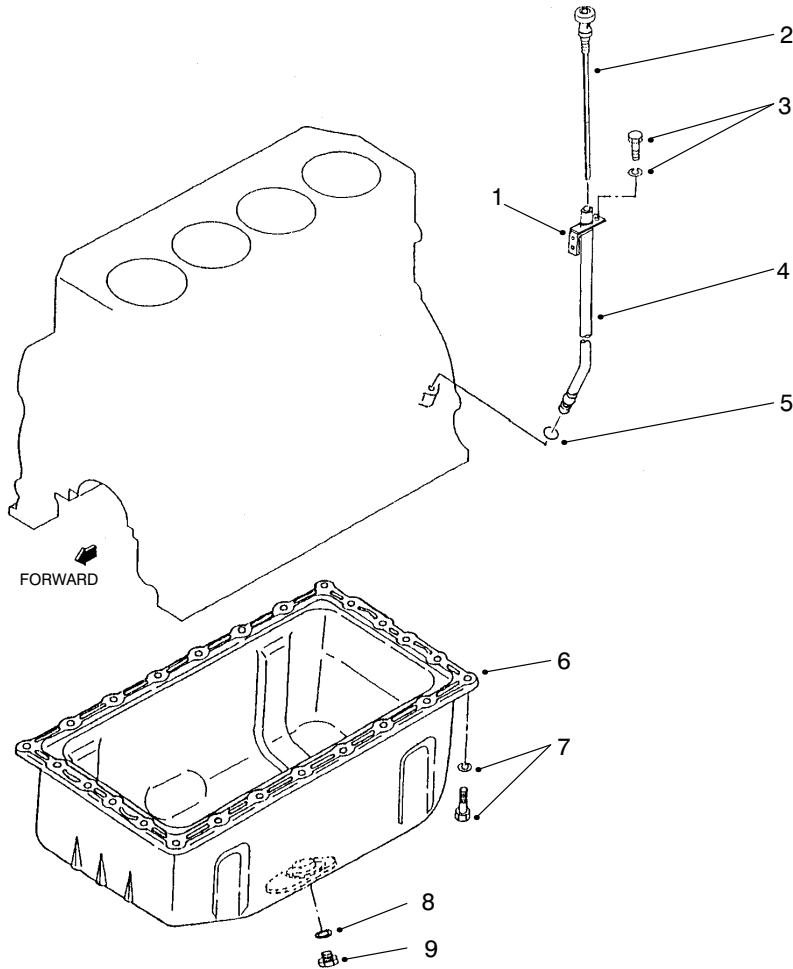
T-2954

TIMING GEAR CASE & TIMING GEAR ASM

Ref. No.	Part No.	Description	No. Used
1	99-1864	Bolt-W/Washer	13
2	99-1861	Case-Gear, Timing	1
3	99-1862	Gasket-Gear	1
4	99-1859	Plate-Front	1
5	99-1860	Gasket-Front Plate	1
6	99-1868	Gear-Camshaft	1
7		Gear-Idler	1
8		Bushing	1
9	99-1869	Gear-Pump, Injection	1
10	99-1873	Gear-Pump, Oil	1

Ref. No.	Part No.	Description	No. Used
11	99-1871	Plate-Thrust	1
12	99-1872	Bolt-W/Washer	1
13	99-1810	Bolt-W/Washer	5
14	99-1865	O-Ring	1
15	99-1863	Cover-Gear, Case	1
16	99-1866	Bolt-W/Washer	5
17	99-1867	Seal-Oil	1
*	99-1870	Asm-Idler, Gear (Incl. Ref. #7-8)	1

* Not Illustrated



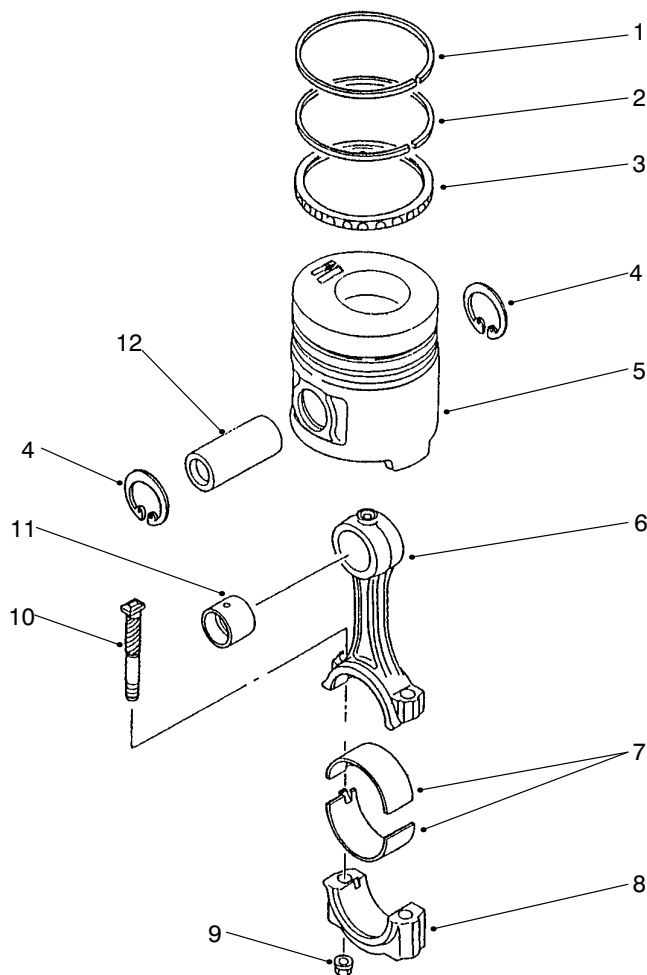
T-2955

OIL PAN & OIL LEVEL ASM

Ref. No.	Part No.	Description	No. Used
1	99-1877	Bracket-Gage Guide	1
2	99-1875	Gage-Oil Level	1
3	99-1811	Bolt-W/Washer	1
4	99-1876	Guide-Oil Level Gage	1
5	99-1878	O-Ring	1
6		Pan-Oil	1

Ref. No.	Part No.	Description	No. Used
7	99-1810	Bolt-W/Washer	26
8	68-6430	Gasket	1
9	68-6420	Plug-Drain	1
*	99-1874	Asm-Pan, Oil (Incl. Ref. #6, 8 & 9)	1

* Not Illustrated

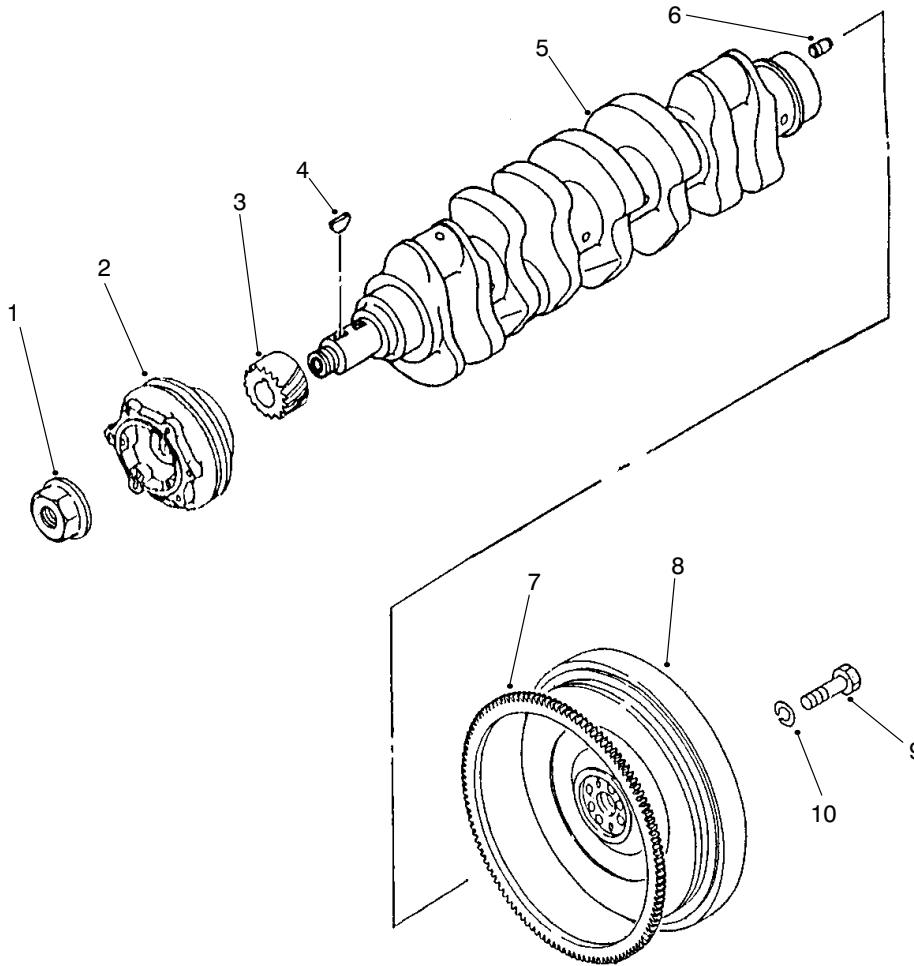


T-2956

PISTON & CONNECTING ROD ASM

Ref. No.	Part No.	Description	No. Used	Ref. No.	Part No.	Description	No. Used
1		Ring No. 1	4	7	99-1892	Set-Metal O.S. 0.25	1
*	99-1884	Ring-Piston O.S. 0.25 (Incl. Ref. #1-3)	4	7	99-1893	Set-Metal O.S. 0.50	1
2		Ring No. 2	4	7	99-1894	Set-Metal O.S. 0.75	1
*	99-1885	Ring-Piston O.S. 0.50 (Incl. Ref. #1-3)	4	8		Cap-Connecting Rod	4
3		Ring-Oil	4	9	51-6230	Nut	8
4	99-1887	Ring-Snap	8	10	99-1889	Bolt-Connecting	8
5	99-1880	Piston-Std.	4	11	99-1890	Bushing-Rod, Connecting	8
5	99-1881	Piston-O.S. 0.25	4	12	99-1886	Pin-Piston	4
5	99-1882	Piston-O.S. 0.50	4	*	99-1888	Asm-Rod, Connecting (Incl. Ref. #6-11)	4
6		Rod-Connecting	4	*	99-1883	Set-Ring, Piston Std (Incl. Ref. #1-3)	4
7	99-1891	Set-Metal Std.	1				

* Not Illustrated



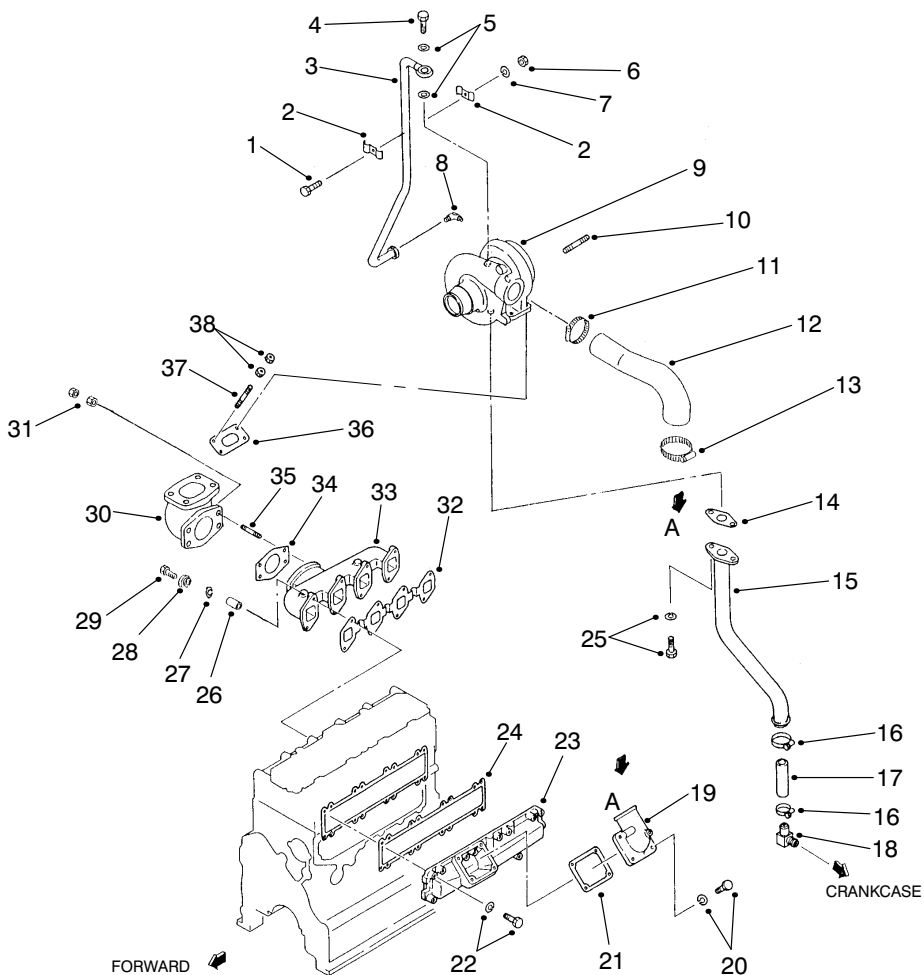
T-2957

CRANKSHAFT & FLYWHEEL ASM

Ref. No.	Part No.	Description	No. Used
1	99-1897	Nut-Crankshaft	1
2	99-1896	Pulley-Crankshaft	1
3	99-1898	Gear-Crankshaft	1
4	51-5460	Key-Woodruff	2
5		Crankshaft	1
6	51-6300	Pin-Dowel	2
7	99-2100	Gear-Ring	1

Ref. No.	Part No.	Description	No. Used
8		Flywheel	1
9	70-2880	Bolt	4
10	51-8610	Washer-Spring	4
*	99-1895	Asm-Crankshaft (Incl. Ref. #1-6)	1
*	99-1899	Asm-Flywheel (Incl. Ref. #7-8)	1

* Not Illustrated

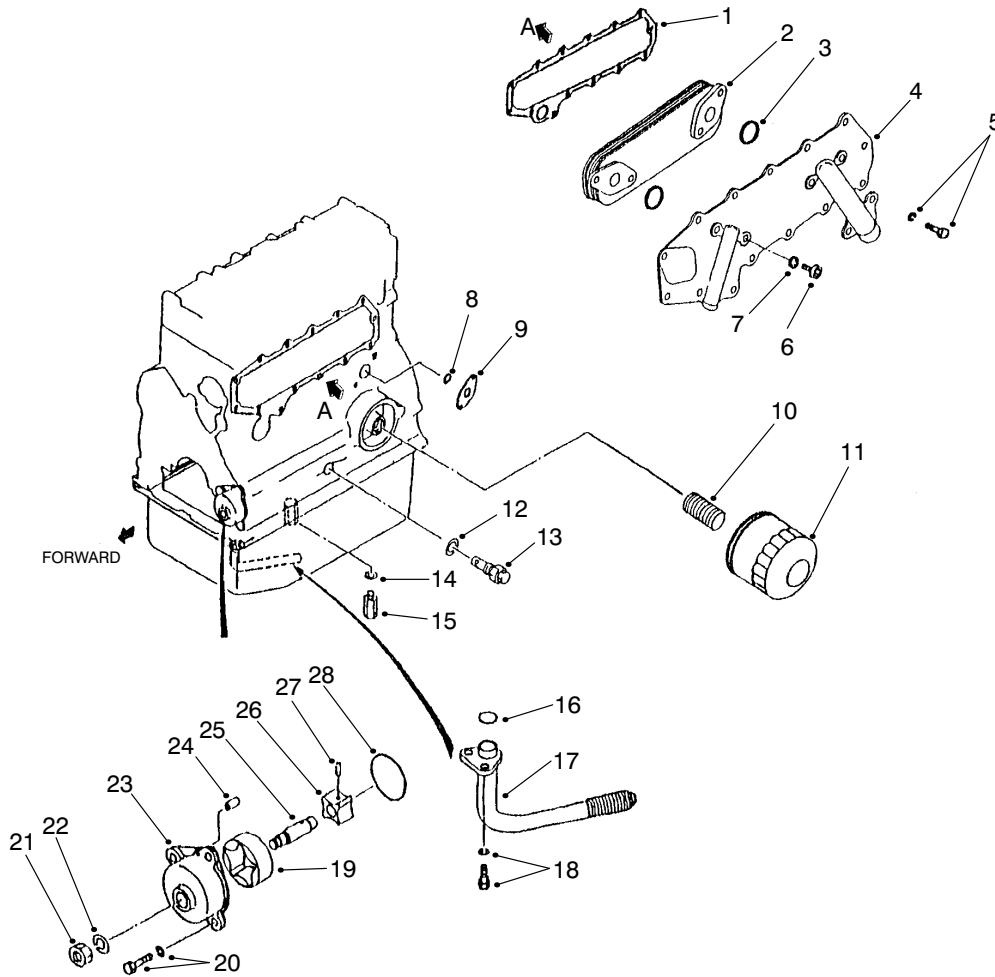


T-2958

INLET & EXHAUST MANIFOLD ASM

Ref. No.	Part No.	Description	No. Used
1	60-7290	Bolt	1
2	99-2125	Clamp	2
3	99-2119	Pipe-Oil	1
4	70-4980	Bolt-Eye	1
5	51-5060	Gasket	2
6	99-2126	Nut	1
7	51-7400	Washer-Spring	1
8	99-2120	Elbow	1
9	99-2124	Asm-Turbocharger	1
10	99-2115	Stud	3
11	99-2117	Clamp	1
12	99-2116	Hose-Air	1
13	70-3440	Clamp	1
14	99-2121	Gasket-Pipe, Drain	1
15	99-2118	Pipe-Drain, Oil	1
16	70-3090	Clamp-Hose	2
17	99-2123	Hose-Oil	1
18	70-5310	Elbow	1
19	99-2103	Elbow-Air Inlet	1

Ref. No.	Part No.	Description	No. Used
20	99-1811	Bolt-W/Washer	4
21	99-2104	Gasket-Heater, Air	1
22	99-1828	Bolt/W/Washer	16
23	99-2101	Asm-Inlet, Manifold	1
24	99-2102	Gasket-Manifold, Inlet	1
25	99-2122	Bolt-W/Washer	2
26	99-2109	Spacer	8
27	51-7250	Washer-Spring	8
28	99-2110	Washer	8
29	99-2111	Bolt/W/Washer	8
30	99-2106	Pipe-Exhaust	1
31	60-7120	Nut	8
32	99-2107	Gasket-Exhaust, Manifold	1
33	99-2108	Asm-Exhaust, Manifold	1
34	99-2105	Gasket-Exhaust	1
35	70-3480	Stud	4
36	99-2114	Gasket-Exhaust	1
37	99-2112	Stud	4
38	99-2113	Nut-Lock	8



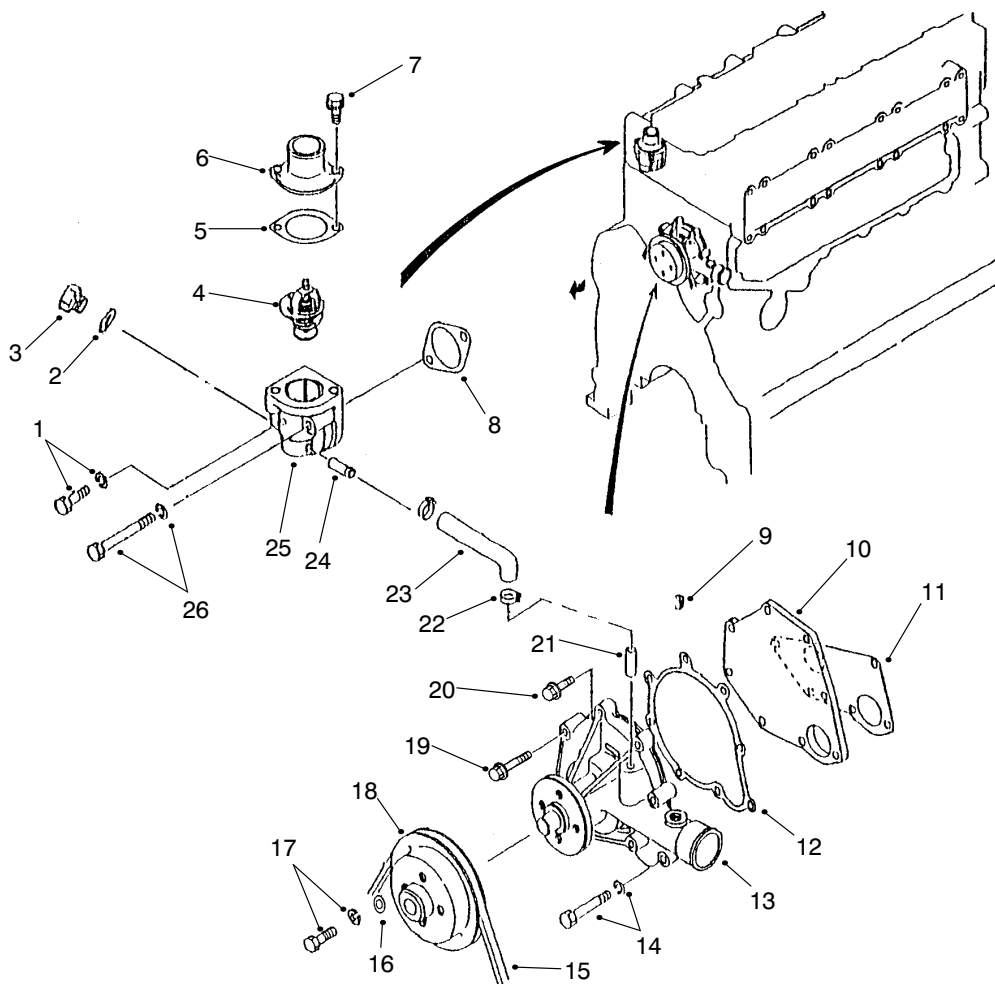
T-2959

OIL SYSTEM ASM

Ref. No.	Part No.	Description	No. Used
1	99-2139	Gasket-Cover, Side	1
2	99-2136	Asm-Element	1
3	99-2141	O-Ring	2
4		Asm-Case	1
5	99-1811	Bolt-W/Washer	16
6	99-2138	Bolt-Cooler, Oil	4
7	99-2142	Gasket	4
8	99-2131	O-Ring	2
9	99-2140	Gasket	1
10	99-2144	Union-Filter, Oil	1
11	99-2143	Cartridge-Oil	1
12	93-3417	Gasket	1
13	99-2132	Valve	1
14	99-2134	Gasket	1
15	99-2133	Valve	1
16	99-2131	O-Ring	1
17	99-2130	Strainer-Oil	1

Ref. No.	Part No.	Description	No. Used
18	99-1830	Bolt/W/Washer	2
19		Rotor-Outer	1
20	99-1811	Bolt-W/Washer	4
21	99-2129	Nut-Jam	1
22	51-6390	Washer-Spring	1
23		Case-Oil Pump	1
24		Pin-Dowel	2
25		Shaft-Pump, Oil	1
26		Rotor-Inner	1
27		Pin	1
28	99-2128	O-Ring	1
*	99-2127	Asm-Pump, Oil (Incl. Ref. #19 & 23-27)	1
*	99-2137	Asm-Case	1
*	99-2135	Asm-Cooler, Oil (Incl. Ref. #2-4 & 6-7)	1

* Not Illustrated



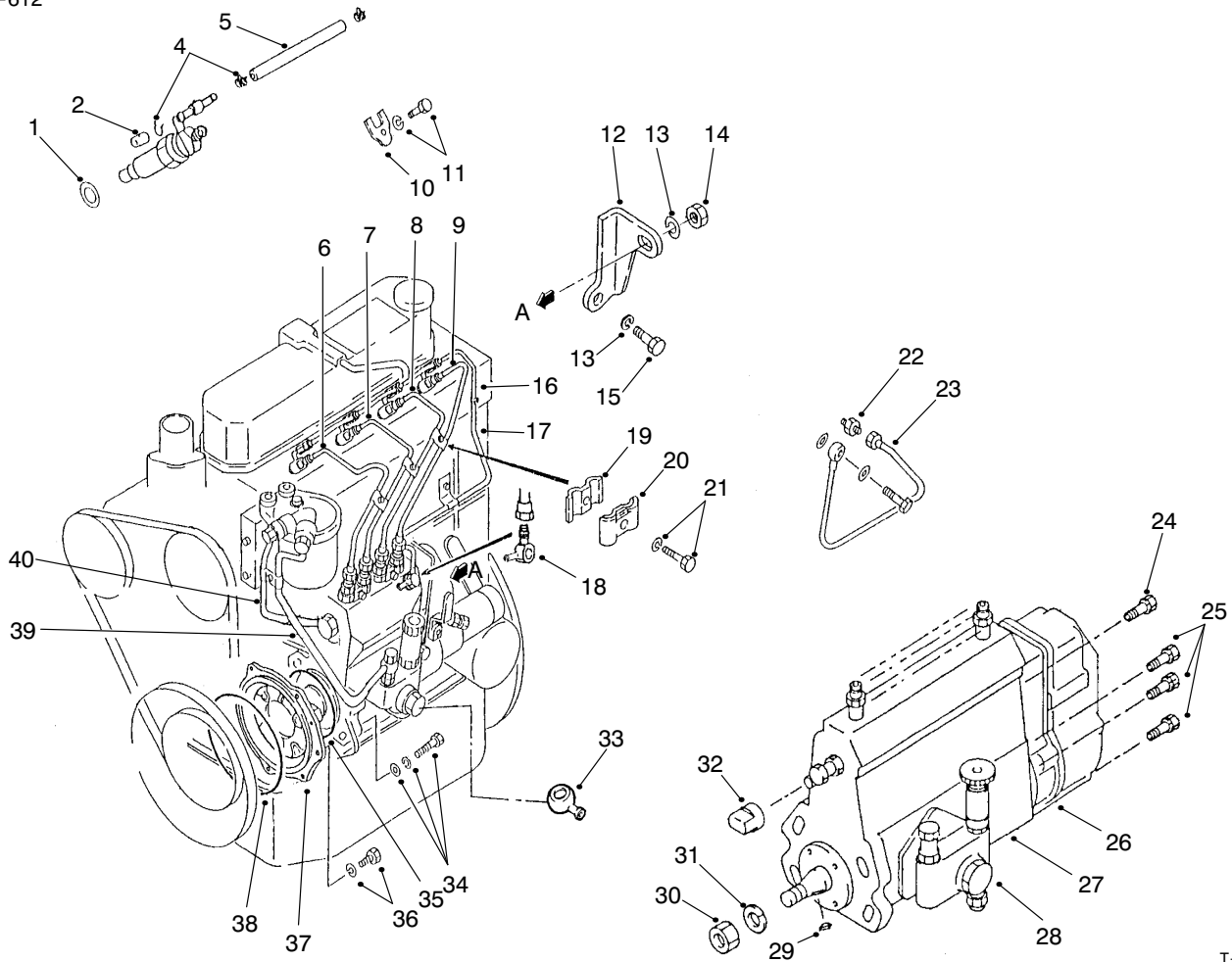
T-2960

COOLING SYSTEM ASM

Ref. No.	Part No.	Description	No. Used
1	99-2150	Bolt-W/Washer	1
2	99-1813	Gasket	2
3	99-1812	Plug-Drain	2
4	99-2155	Thermostat	1
5	99-2154	Gasket-Thermostat	1
6	99-2153	Cover-Thermostat	1
7	92-2133	Bolt-Flange	2
8	51-7210	Gasket	1
9		Plug-Tapered	1
10	99-2146	Cover-Pump, Water	1
11	99-2148	Gasket-Pump, Water	1
12	99-2147	Gasket-Cover, Pump	1
13		Case-Pump, Water	1
14	99-2150	Bolt-W/Washer	5
15	99-2159	Belt-Raw Edge	1
16	51-5160	Washer	4
17	99-2160	Bolt-W/Washer	4

Ref. No.	Part No.	Description	No. Used
18	99-2149	Pulley-Pump, Water	1
19	99-2151	Bolt-Flange	1
20	92-2133	Bolt-Flange	2
21		Pipe-Water	1
22	93-4297	Clamp-Hose	2
23	99-2152	Hose-By-Pass	1
24		Pipe	1
25		Case	1
26	99-2158	Bolt-W/Washer	1
*	99-2157	Asm-Thermostat (Incl. Ref. #4-7 & 24-25)	1
*	99-2145	Asm-Pump, Water (Incl. Ref. #9-10, 12-13 & 19-21)	1
*	99-2156	Asm-Case, Thermostat (Incl. Ref. #24-25)	1

* Not Illustrated

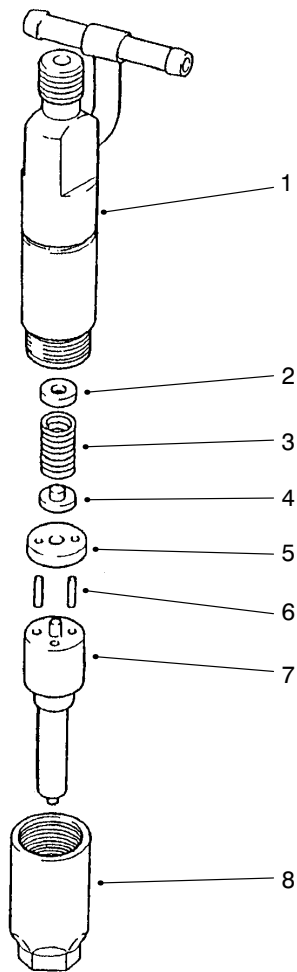


T-2961

FUEL INJECTION PUMP MOUNT ASM

Ref. No.	Part No.	Description	No. Used
1	98-7375	Gasket- Nozzle	4
2	99-2167	Cap	1
4	99-2169	Clip	7
*	99-2168	Asm- Hose, Oil (Incl. Ref. #4 & 5)	3
5		Hose- Fuel	3
6	99-2172	Pipe- Injection No. 1	1
7	99-2173	Pipe- Injection No. 2	1
8	99-2174	Pipe- Injection No. 3	1
9	99-2175	Pipe- Injection No. 4	1
10	99-2165	Support- Nozzle	4
11	99-2166	Bolt- W/Washer	4
12	99-2170	Bracket- Pump	1
13	51-7250	Washer- Spring	2
14	60-7120	Nut	1
15	60-7280	Bolt	1
16	99-2178	Asm- Hose, Fuel	1
17	99-2176	Pipe- Return, Fuel	1
18	99-2177	Joint- Eye	1
19	56-0750	Clamp (B)	3
20	56-0760	Clamp (A)	3
21	99-2179	Bolt- W/Washer	3

Ref. No.	Part No.	Description	No. Used
22	99-2185	Connector	1
23	99-2184	Pipe- Oil	1
24	99-2164	Bolt- W/Washer	1
25	70-6530	Bolt- W/Washer	6
26		Asm- Governor	1
27		Asm- Body, Injection	1
28	99-2163	Asm- Pump, Feed	1
29	70-6880	Key- Woodruff	1
30	70-6780	Nut- Hex.	1
31	70-6680	Washer- Spring	1
32	99-2162	Cover- Control	1
33	99-2186	Color	1
34	99-2183	Bolt- W/Washers	4
35	99-2182	O- Ring	1
36	99-1811	Bolt- W/Washer	1
37	99-2171	Flange- Pimp, Injection	1
38	99-1865	O- Ring	1
39	99-2181	Hose	1
40	99-2180	Hose	1
*	99-2161	Asm- Pump, Injection (Incl. Ref. #24-32)	1

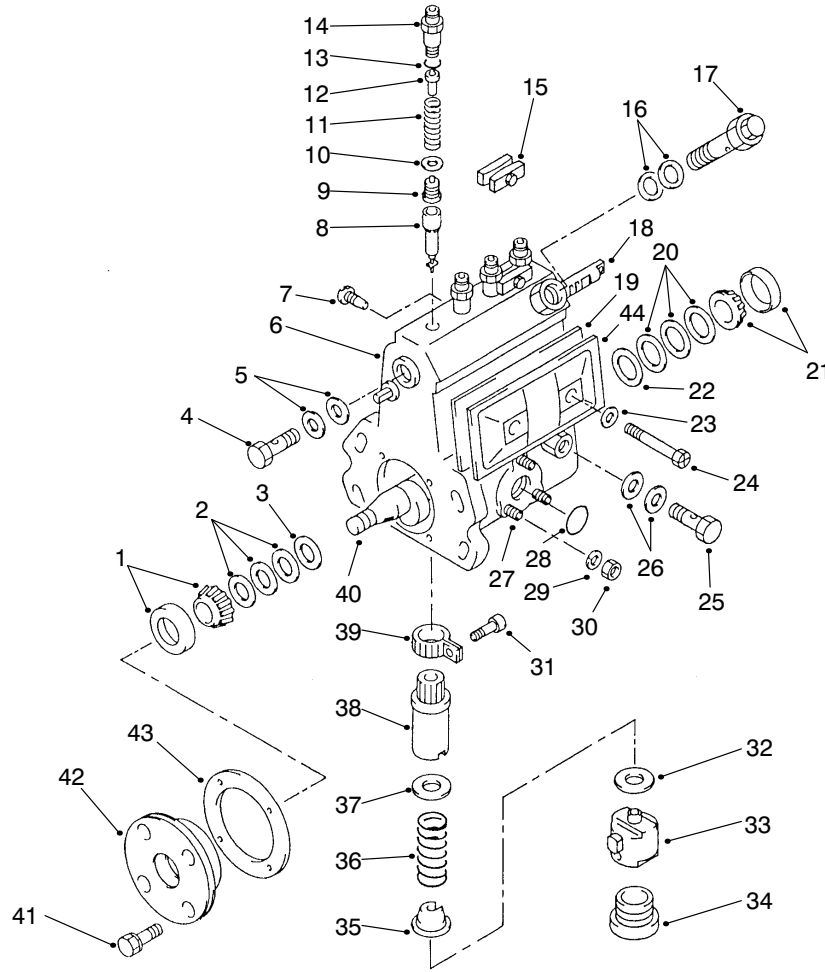


NOZZLE ASM

T-2962

Ref. No.	Part No.	Description	No. Used
1	99-2779	Asm-Body	4
2	70-4860	Washer-1.000mm Thick	AR
2	70-4870	Washer-1.050mm Thick	AR
2	70-4880	Washer-1.100mm Thick	AR
2	99-2190	Washer-1.150mm Thick	AR
2	99-2191	Washer-1.200mm Thick	AR
2	99-2192	Washer-1.250mm Thick	AR
2	99-2193	Washer-1.300mm Thick	AR
2	99-2194	Washer-1.350mm Thick	AR
2	99-2195	Washer-1.400mm Thick	AR
2	99-2196	Washer-1.450mm Thick	AR
2	99-2197	Washer-1.500mm Thick	AR
2	99-2198	Washer-1.550mm Thick	AR
2	99-2199	Washer-1.600mm Thick	AR
2	99-2200	Washer-1.650mm Thick	AR
2	99-2201	Washer-1.700mm Thick	AR
2	99-2202	Washer-1.750mm Thick	AR
2	99-2203	Washer-1.800mm Thick	AR
2	70-4890	Washer-1.275mm Thick	AR
2	70-4900	Washer-1.325mm Thick	AR
2	99-2204	Washer-1.375mm Thick	AR
2	99-2205	Washer-1.425mm Thick	AR
2	99-2206	Washer-1.475mm Thick	AR

Ref. No.	Part No.	Description	No. Used
2	70-4920	Washer-0.950mm Thick	AR
2	99-2207	Washer-0.700mm Thick	AR
2	99-2217	Washer-0.750mm Thick	AR
2	99-2208	Washer-0.800mm Thick	AR
2	99-2209	Washer-0.850mm Thick	AR
2	99-2210	Washer-0.900mm Thick	AR
2	99-2211	Washer-0.975mm Thick	AR
2	99-2212	Washer-1.025mm Thick	AR
2	99-2213	Washer-1.075mm Thick	AR
2	99-2214	Washer-1.125mm Thick	AR
2	99-2215	Washer-1.175mm Thick	AR
2	99-2216	Washer-1.225mm Thick	AR
3	99-2281	Spring-Pressure	4
4	99-2280	Pin-Pressure	4
5	99-2218	Packing	4
6	70-6830	Pin-Straight	8
7	99-2189	Asm-Tip, Nozzle	4
8	70-4840	Nut-Retaining	4
*	99-2187	Asm-Nozzle (Incl. Ref. #1-8)	4
*	99-2188	Asm-Holder (Incl. Ref. #1-6 & 8)	4

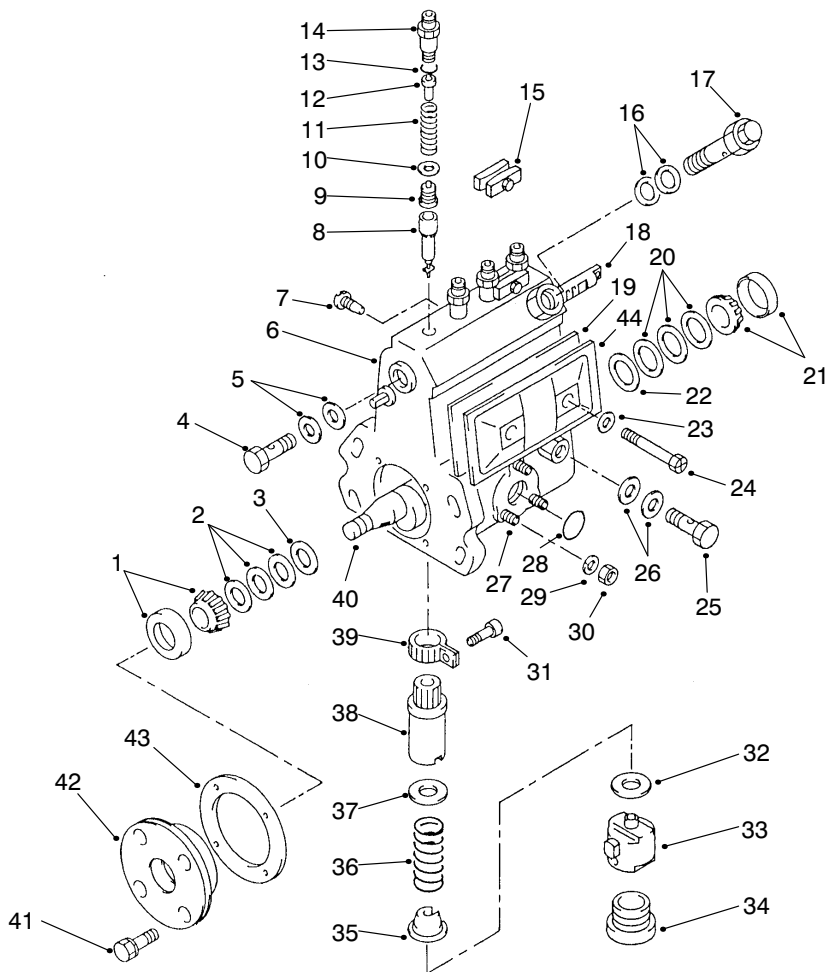


T-2963

INJECTION PUMP ASM

Ref. No.	Part No.	Description	No. Used
1	70-6840	Bearing-Roller	1
2	70-3780	Shim-0.10mm Thick	AR
2	70-3790	Shim-0.15mm Thick	AR
2	70-3800	Shim-0.30mm Thick	AR
2	70-3810	Shim-0.50mm Thick	AR
2	99-2240	Shim-1.00mm Thick	AR
2	99-2241	Shim-1.50mm Thick	AR
2	99-2242	Shim-0.12mm Thick	AR
2	99-2243	Shim-0.14mm Thick	AR
2	99-2244	Shim-0.18mm Thick	AR
2	99-2245	Shim-0.03mm Thick	AR
3	70-3700	Ring-Adjust	1
4	70-6940	Screw-Hollow	1
5	70-3870	Washer-Union	2
6		Housing-Pump	1
7	99-2234	Screw-Guide, Rack	1
8	99-2224	Element-Pump	4
9	99-2223	Valve-Delivery	4
10	70-3530	Gasket-Valve	4
11	99-2222	Spring-Valve	4
12	99-2221	Stopper-Valve	4
13	70-6910	O-Ring	4
14	99-2220	Holder-Valve	4
15	70-3880	Plate-Set	2
16	70-3860	Washer-Union	2
17	99-2239	Asm-Valve	1

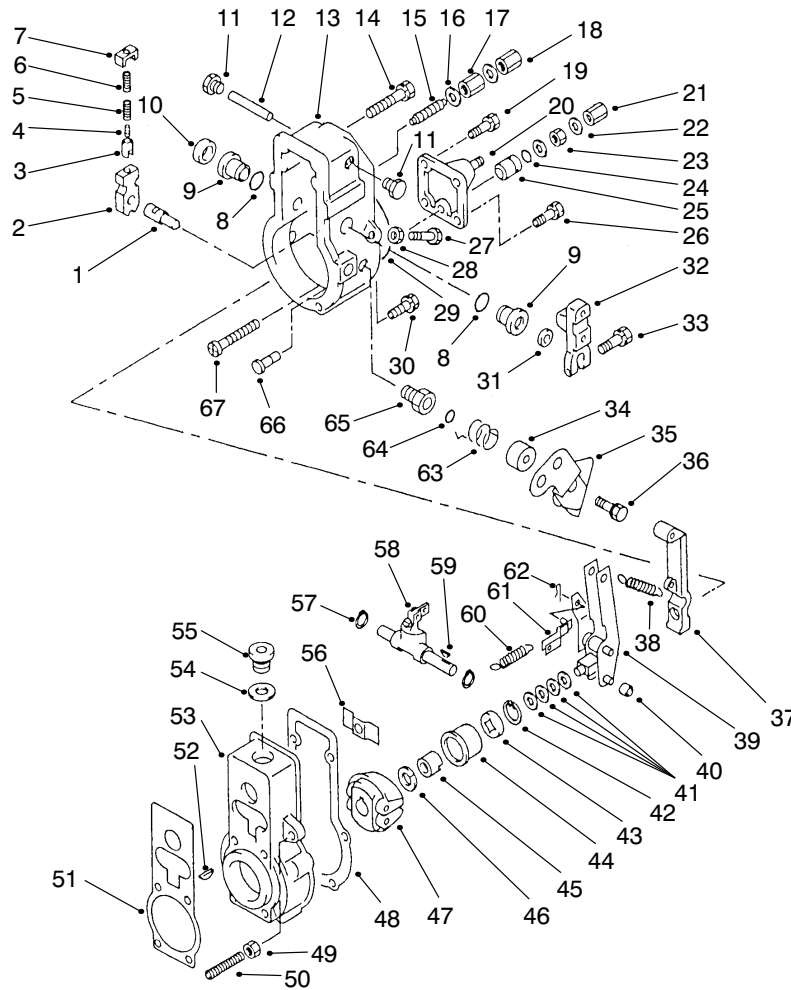
Ref. No.	Part No.	Description	No. Used
18	99-2233	Rack-Control	1
19	70-3930	Gasket-Plate, Cover	1
20	70-3710	Shim-0.10mm Thick	AR
20	70-3720	Shim-0.12mm Thick	AR
20	70-3730	Shim-0.14mm Thick	AR
20	70-3740	Shim-0.16mm Thick	AR
20	70-3750	Shim-0.18mm Thick	AR
20	70-3760	Shim-0.50mm Thick	AR
20	70-3770	Shim-0.30mm Thick	AR
20	99-2228	Shim-1.00mm Thick	AR
20	99-2229	Shim-1.50mm Thick	AR
20	99-2230	Shim-2.00mm Thick	AR
20	99-2231	Shim-0.03mm Thick	AR
21	70-6850	Bearing-Roller	1
22	70-3690	Ring-Adjusting	1
23	70-3900	Packing	2
24	70-3950	Screw	2
25	70-6930	Screw-Hollow	1
26	70-3910	Washer-Nipple	2
27	70-6720	Stud	3
28	70-6900	O-Ring	1
29	99-2238	Washer-Spring	3
30	99-2237	Nut-Hex.	3
31	70-3570	Screw-Clamp, Pinion	4
32	70-3970	Shim-0.60mm Thick	AR
32	70-3980	Shim-0.70mm Thick	AR



T-2963

INJECTION PUMP ASM (Continued)

Ref. No.	Part No.	Description	No. Used	Ref. No.	Part No.	Description	No. Used
32	70-3990	Shim-0.80mm Thick	AR	33	70-3630	Tappet	4
32	70-4000	Shim-0.90mm Thick	AR	34	70-3670	Plug-Screw	4
32	70-4010	Shim-1.00mm Thick	AR	35	70-3610	Sheet-Spring, Lower	4
32	70-4020	Shim-1.10mm Thick	AR	36	99-2227	Spring-Plunger	4
32	70-4030	Shim-1.20mm Thick	AR	37	99-2226	Sheet-Spring, Upper	4
32	70-4040	Shim-1.30mm Thick	AR	38	99-2225	Sleeve-Control	4
32	70-4050	Shim-1.40mm Thick	AR	39	70-3560	Pinion-Control	4
32	70-4060	Shim-0.10mm Thick	AR	40	70-3680	Camshaft	1
32	70-4070	Shim-0.20mm Thick	AR	41	70-6540	Bolt-W/Washer	4
32	70-4080	Shim-0.30mm Thick	AR	42	70-3820	Cover-Bearing	1
32	70-4090	Shim-0.40mm Thick	AR	43	99-2232	Gasket-Cover, Bearing	1
32	70-4100	Shim-0.50mm Thick	AR	44	70-3940	Cover-Plate	1
32	70-4110	Shim-0.15mm Thick	AR	*	99-2235	Asm-Cover, Pump (Incl. Ref. #23-24 & 44)	1
32	99-2236	Shim-0.13mm Thick	AR				

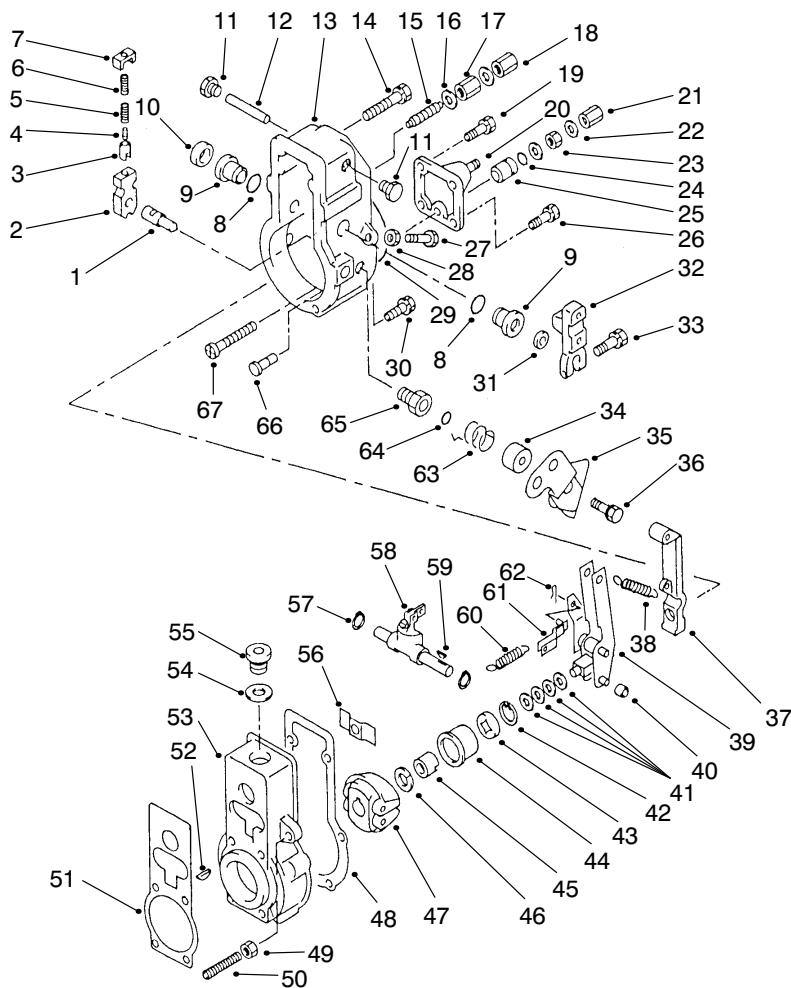


T-2964

GOVERNOR ASM

Ref. No.	Part No.	Description	No. Used
1	70-4480	Shaft-Governor	1
2	70-4470	Lever-Support	1
3	70-4490	Cup-Spring	1
4	70-4510	Spring	1
5	70-4520	Spring	1
6	70-4500	Spring	1
7	70-4460	Plate-Cap	1
8	70-6510	O-Ring	2
9	70-4230	Bushing-Lever	2
10	70-4580	Cap-Lever	1
11	70-4360	Plug-Screw	2
12	70-4350	Shaft-Lever	1
13	70-4400	Cover-Governor	1
14	70-6740	Bolt-W/Washer	2
15	99-2251	Capsule	1
16	70-3890	Washer-Nipple	2
17	70-4310	Nut-Lock, Adapter	1
18	70-4440	Nut-Cap	1
19	70-6540	Bolt-W/Washer	2
20	99-2254	Plate-Cover	1
21	99-2248	Nut-Cap	1
22	70-6690	Washer-Plate	2
23	99-2260	Nut-Hex.	1
24	70-6500	O-Ring	1
25	70-4330	Bushing	1
26	99-2255	Bolt-W/Washer	2

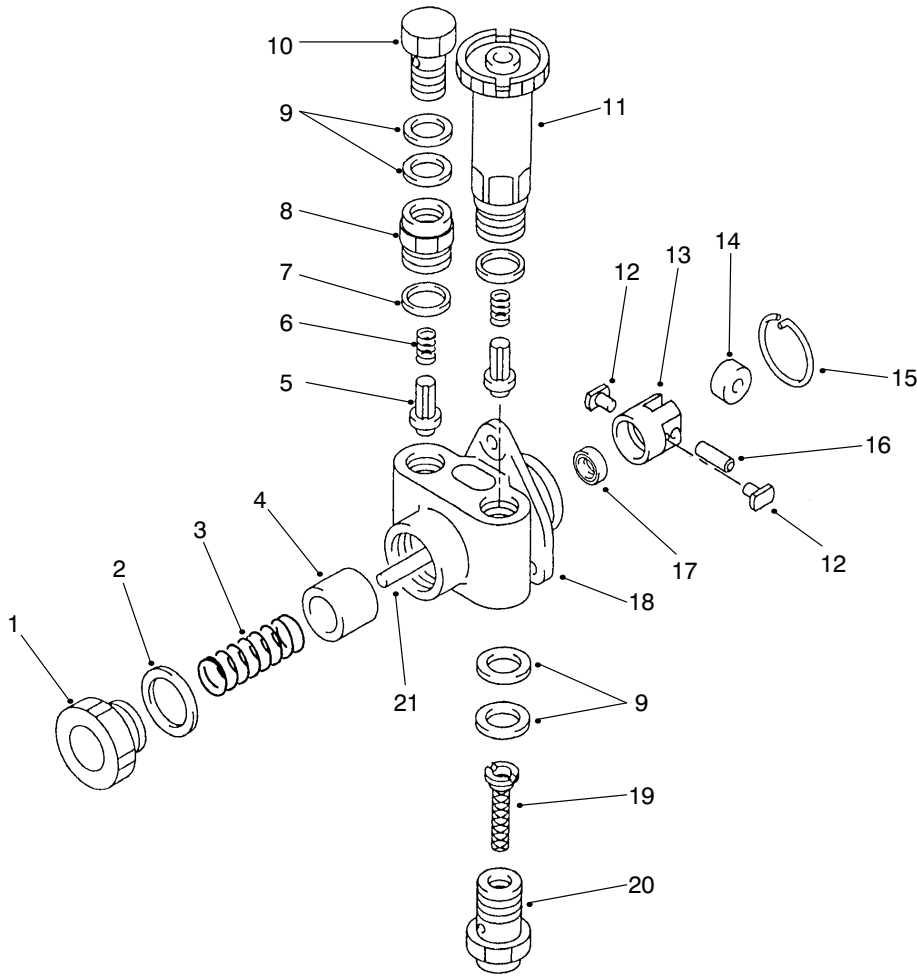
Ref. No.	Part No.	Description	No. Used
27	70-4430	Screw-Adjusting	1
28	70-6560	Nut-W/Hole	1
29	70-6790	Packing-Rubber Plate	1
30	70-6750	Bolt-W/Washer	4
31	70-6920	Seal-Oil	1
32	99-2253	Lever-Adjusting	1
33	70-6730	Bolt-W/Washer	1
34	70-4530	Cover-Spring	1
35	70-4570	Lever-Stop	1
36	70-6520	Bolt-W/Washer	1
37	99-2249	Lever-Tension	1
38	70-4370	Spring-Control	1
39	70-4320	Asm-Control, Tension	1
40	70-4540	Slider-Supporting	1
41	70-6610	Washer-Plate 0.2mm Thick	AR
41	70-6620	Washer-Plate 0.3mm Thick	AR
41	70-6630	Washer-Plate 0.4mm Thick	AR
41	70-6640	Washer-Plate 0.1mm Thick	AR
41	70-6650	Washer-Plate 1.0mm Thick	AR
42	70-6490	Snap Ring	1
43	70-4200	Plate	1
44	70-4190	Sleeve-Governor (Incl. Ref. #42-43)	1
45	70-4180	Nut-Round	1
46	70-6670	Washer-Spring	1
47	70-4170	Asm-Flyweight	1



T-2964

GOVERNOR ASM (Continued)

Ref. No.	Part No.	Description	No. Used	Ref. No.	Part No.	Description	No. Used
48	99-2258	Gasket	1	58	99-2252	Lever-Swivelling	1
49	99-2250	Nut-Hex.	1	59	70-6860	Key-Woodruff	1
50	99-2247	Screw-Adjust	1	60	70-4380	Spring-Start	1
51	99-2259	Gasket	1	61	70-4340	Shackle	1
52	70-6870	Key-Woodruff	1	62	70-6480	Pin-Split	1
53	99-2246	Housing-Governor	1	63	99-2257	Spring	1
54	70-6710	Washer-Copper Plate	1	64	70-6890	O-Ring	1
55	70-4590	Plug-Screw	1	65	99-2256	Bushing-Bearing	1
56	70-4210	Plate	1	66	70-4410	Pin-Stop	1
57	70-6810	Washer-Snap	2	67	70-4390	Screw-Adjusting	1



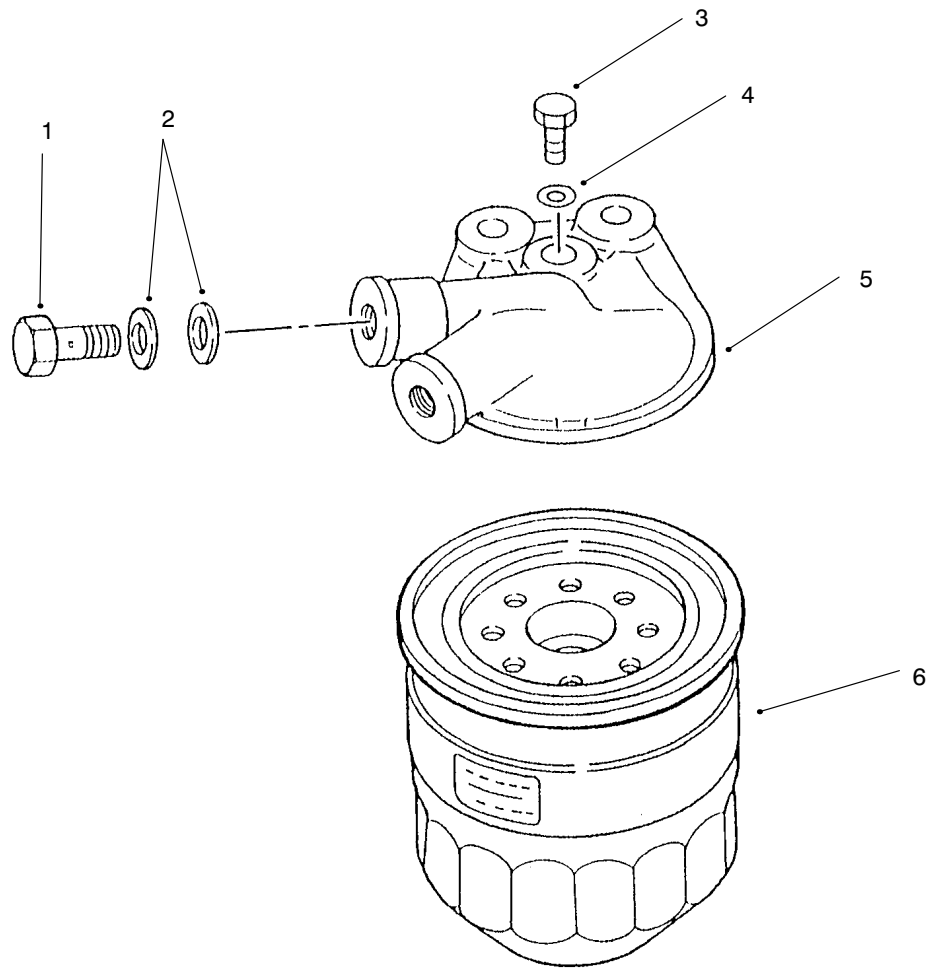
T-2965

FEED PUMP ASM

Ref. No.	Part No.	Description	No. Used
1	70-4780	Plug-Chamber	1
2	70-6700	Washer	1
3	70-4770	Spring-Piston	1
4	99-2263	Piston	1
5	70-4610	Valve-Check	2
6	70-4620	Spring-Valve	2
7	70-4630	Gasket-Plug	2
8	70-4640	Support-Valve	1
9	99-2262	Washer-Union	4
10	70-6940	Screw-Hollow	1
11	70-4650	Pump-Priming	1
12	70-4760	Block-Sliding	2

Ref. No.	Part No.	Description	No. Used
13	70-4730	Tappet-Feed Pump	1
14	70-4740	Roller-Tappet	1
15	70-6820	Ring-Snap	1
16	70-4750	Pin-Roller	1
17	99-2282	Seal-Oil	1
18	70-4600	Asm-Housing (Incl. Ref. #17 & 20)	1
19	70-4790	Filter-Fuel	1
20	70-4800	Screw-Hollow	1
21	99-2261	Rod-Push	1
*	70-5700	Asm-Pump, Feed (Incl. Ref. #1-21)	1

* Not Illustrated

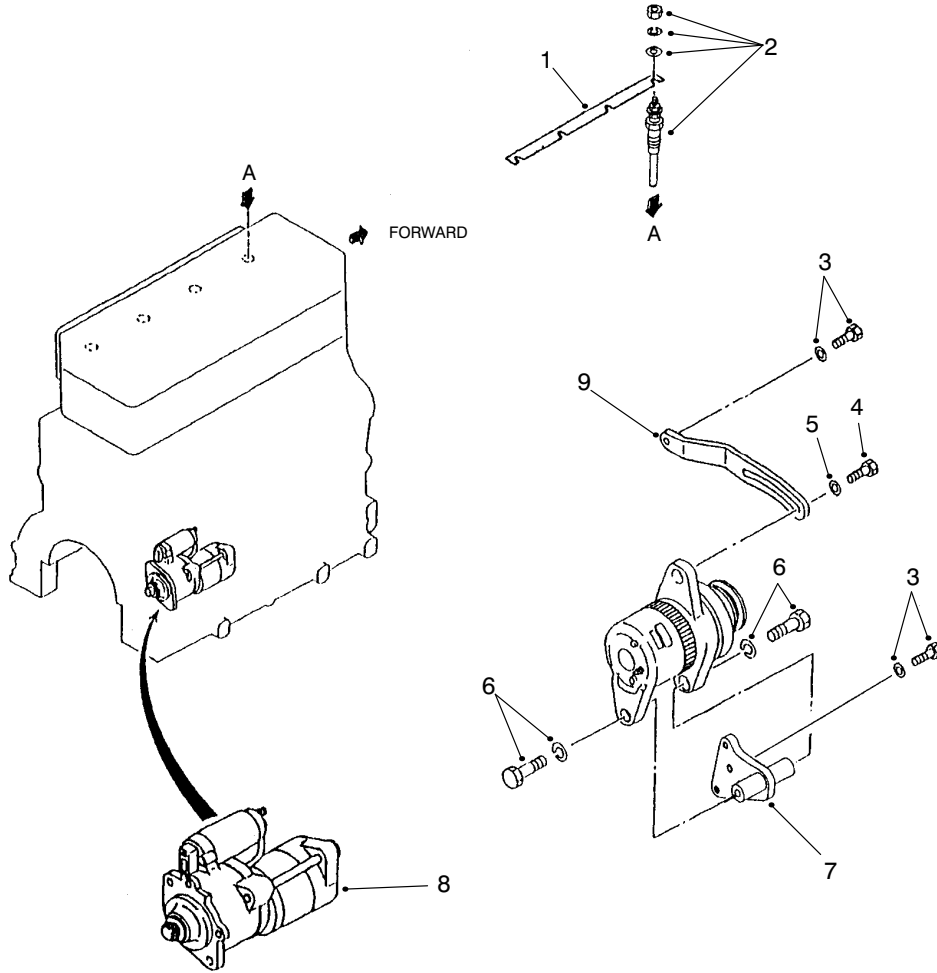


T-2966

FUEL FILTER ASM

Ref. No.	Part No.	Description	No. Used	Ref. No.	Part No.	Description	No. Used
1	70-3250	Bolt-Connector	2	5	70-5720	Bracket	1
2	51-5390	Packing-Connector	4	6	70-5730	Asm-Cartridge	1
3	70-3240	Plug-Air	1	*	70-5710	Asm-Filter, Fuel (Incl. Ref. #1-6)	1
4	51-5840	Washer-Sealing	1				

* Not Illustrated

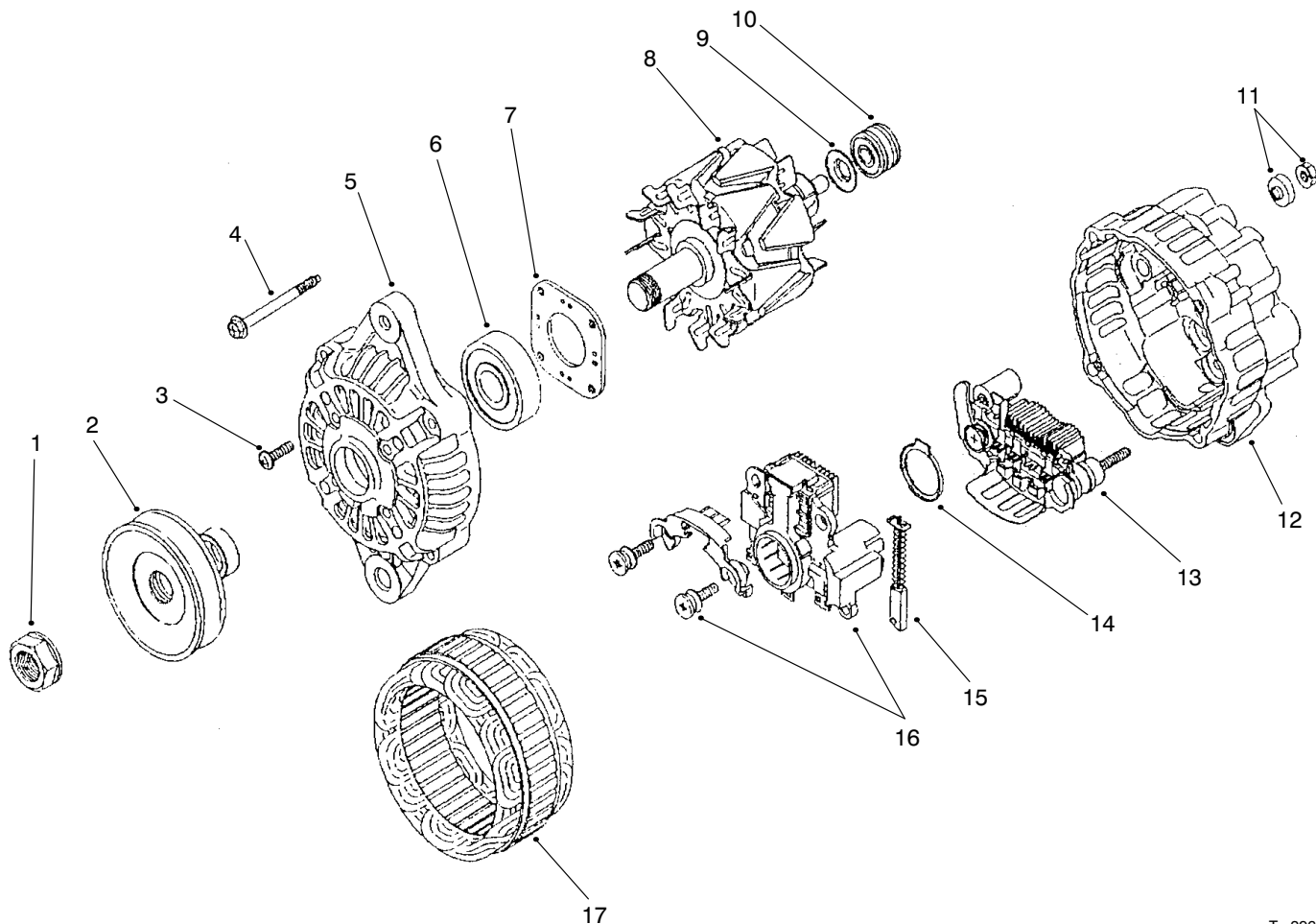


T-2967

ELECTRICAL COMPONENTS ASM

Ref. No.	Part No.	Description	No. Used
1	99-2265	Plate-Connection	1
2	99-2266	Plug-Glow	4
3	99-1811	Bolt-W/Washer	2
4	67-4660	Bolt-Flange	1
5	54-8660	Washer	1

Ref. No.	Part No.	Description	No. Used
6	99-1857	Bolt-W/Washer	2
7	99-2268	Bracket-Alternator	1
8	99-2267	Asm-Starter	1
9	99-2270	Plate-Adjusting	1



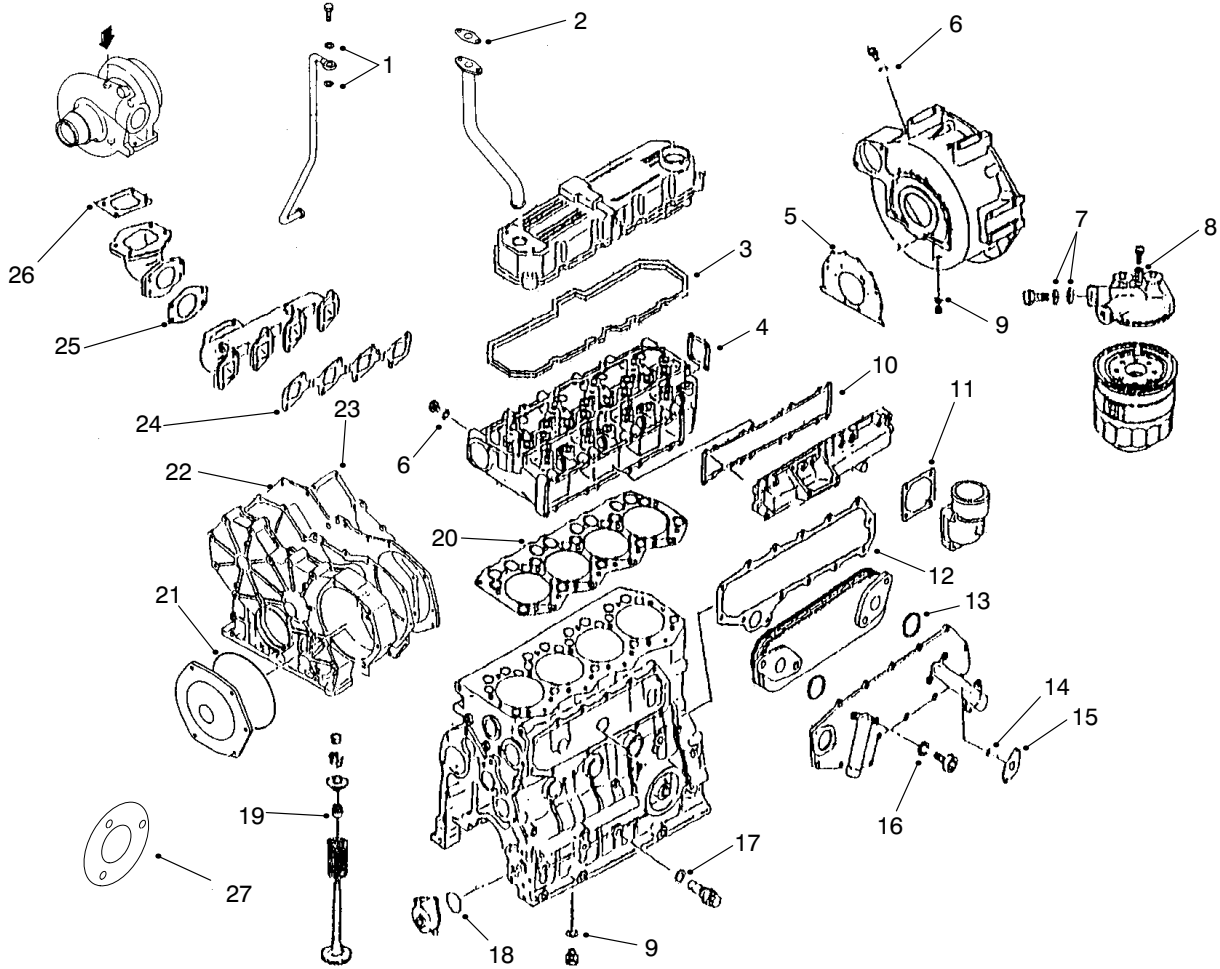
T-2968

ALTERNATOR ASM

Ref. No.	Part No.	Description	No. Used
1	93-3578	Nut	1
2	99-2271	Asm-Pulley	1
3	93-3582	Set-Screw	1
4	93-3580	Set-Bolt	1
5		Asm-Cover, Front	1
6	93-3583	Bearing-Front	1
7		Plate	1
8		Rotor	1
9		Washer	1
10	93-3585	Bearing-Rear	1
11	99-2275	Set-Nut	1
12		Asm-Cover, Rear	1
13	99-2274	Asm-Rectifier	1
14		Ring-Retaining	1

Ref. No.	Part No.	Description	No. Used
15	93-3589	Brush	2
16		Asm-Regulator	1
17	93-3586	Asm-Stator	1
*	99-2269	Asm-Alternator (Incl. Ref. #1-17)	1
*	99-2272	Asm-Bracket, Front (Incl. Ref. #3 & 5-7)	1
*	93-3584	Asm-Rotor (Incl. Ref. #8-10)	1
*	99-2273	Asm-Bracket, Rear (Incl. Ref. #11-16)	1
*	93-3588	Set-Regulator (Incl. Ref. #14-16)	1

* Not Illustrated

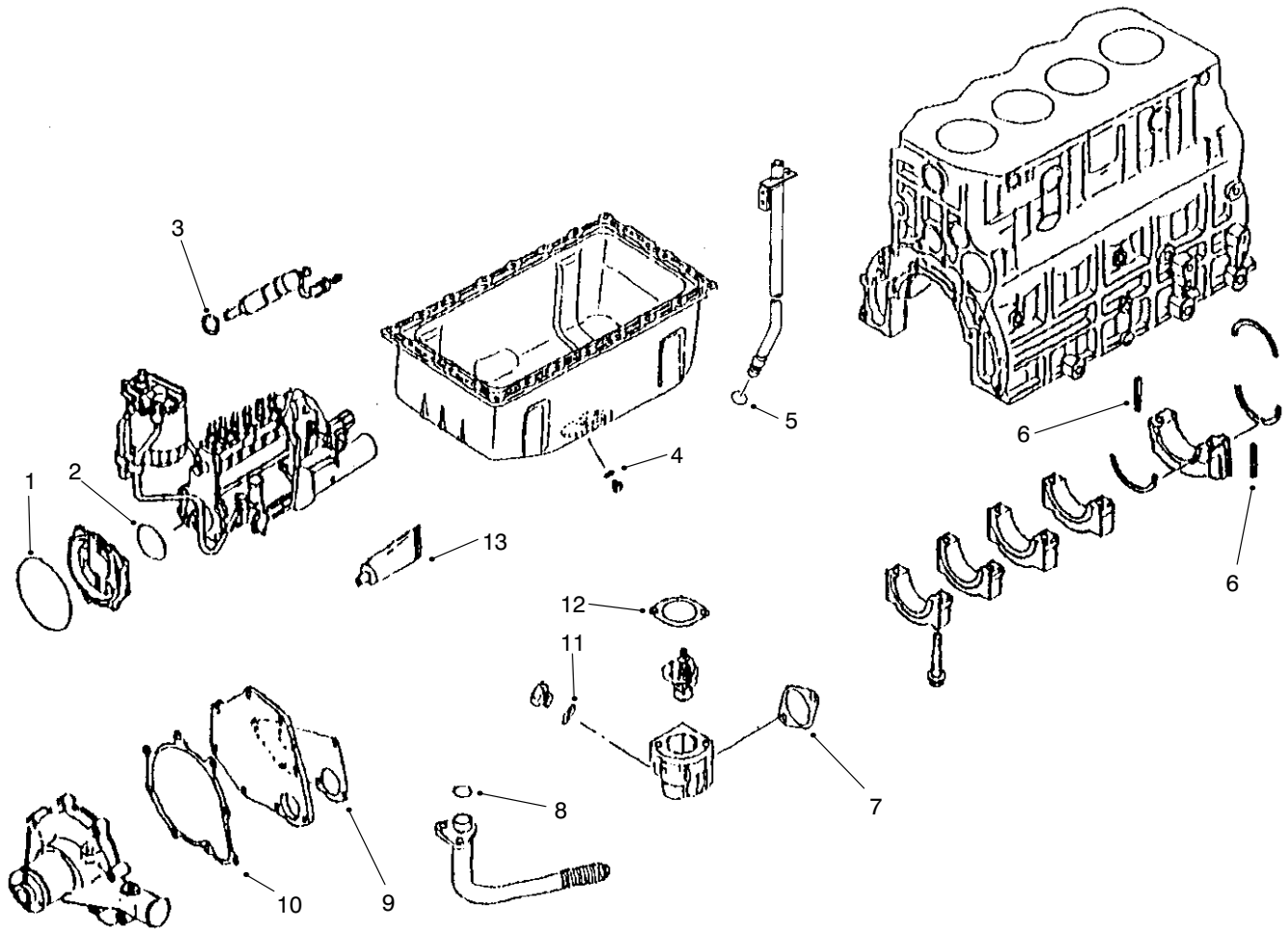


T-2969

OVERHAUL GASKET KIT ASM

Ref. No.	Part No.	Description	No. Used
1	51-5060	Gasket	2
2	99-2104	Gasket	1
3	99-1827	Gasket-Rocker	1
4	99-1809	Gasket-Head, Cylinder	1
5	99-1855	Gasket-Rear	1
6	99-1813	Gasket	2
7	51-5390	Washer-Sealing	10
8	51-5840	Washer-Sealing	1
9	99-2134	Gasket	1
10	99-2102	Gasket-Manifold, Inlet	1
11	99-2104	Gasket	1
12	99-2139	Gasket-Cover, Side	1
13	99-2141	O-Ring	2
14	99-2131	O-Ring	3

Ref. No.	Part No.	Description	No. Used
15	99-2140	Gasket	1
16	99-2142	Gasket	4
17	93-3417	Gasket	1
18	99-2128	O-Ring	1
19	99-1817	Seal-Stem, Valve	8
20	99-1807	Gasket-Head, Cylinder	1
21	99-1865	O-Ring	2
22	99-1862	Gasket-Rear	1
23	99-1837	Gasket-Plate, Front	1
24	99-2105	Gasket-Manifold, Exhaust	1
25	99-2107	Gasket-Exhaust	1
26	99-2114	Gasket-Exhaust	1
27	99-2277	Gasket	1

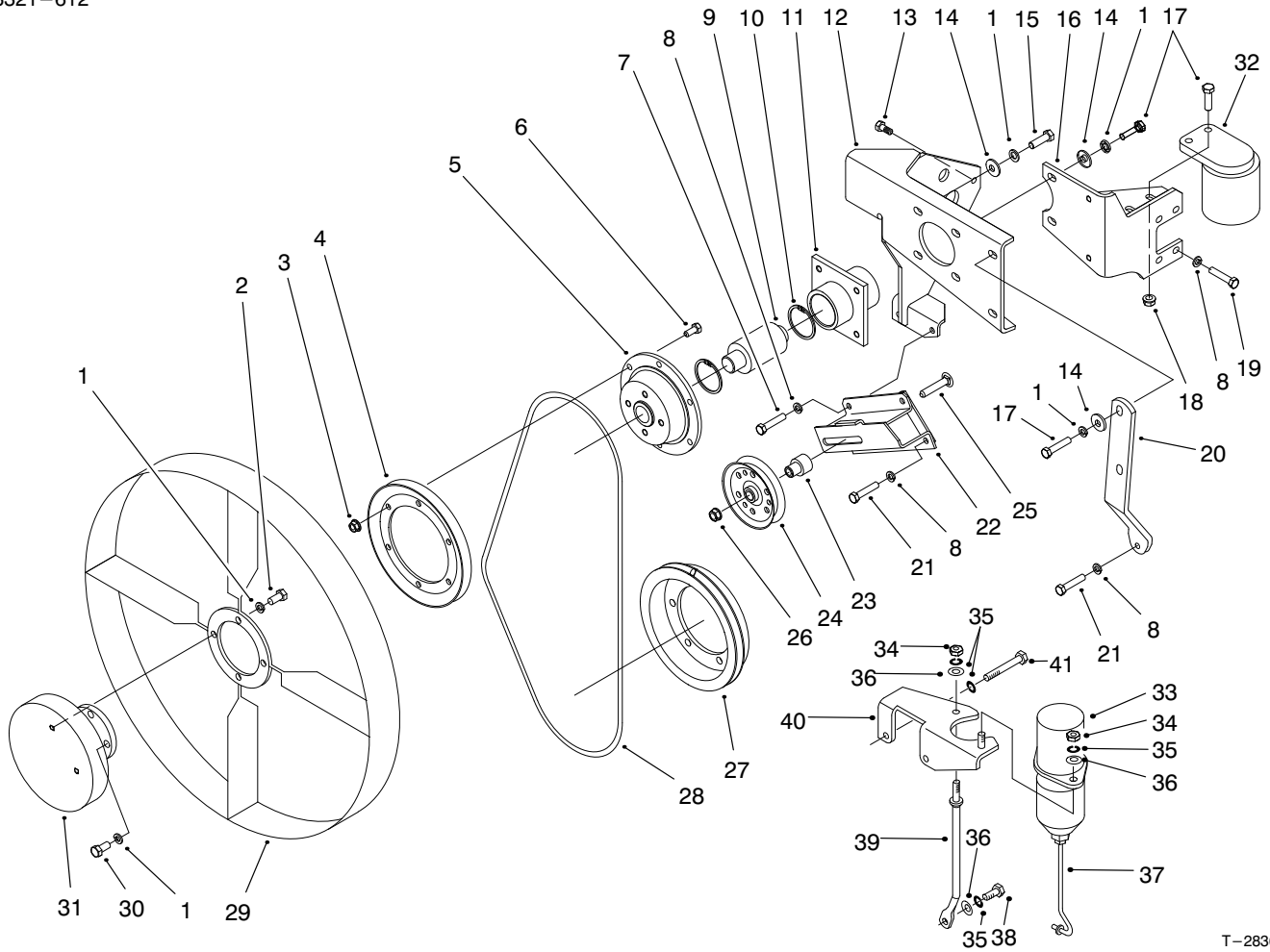


T-2970

OVERHAUL GASKET KIT ASM (Continued)

Ref. No.	Part No.	Description	No. Used
1	99-1865	O-Ring	2
2	99-2182	O-Ring	1
3	98-7375	Gasket- Nozzle	4
4	68-6430	Gasket	1
5	99-1878	O-Ring	1
6	99-1853	Seal-Side	2
7	51-7210	Gasket	1

Ref. No.	Part No.	Description	No. Used
8	99-2131	O-Ring	3
9	99-2148	Gasket-Water	1
10	99-2147	Gasket-Cover, Pump	1
11	99-1813	Gasket	2
12	99-2154	Gasket-Thermostat	1
13	93-3599	Gasket-Liquid	1

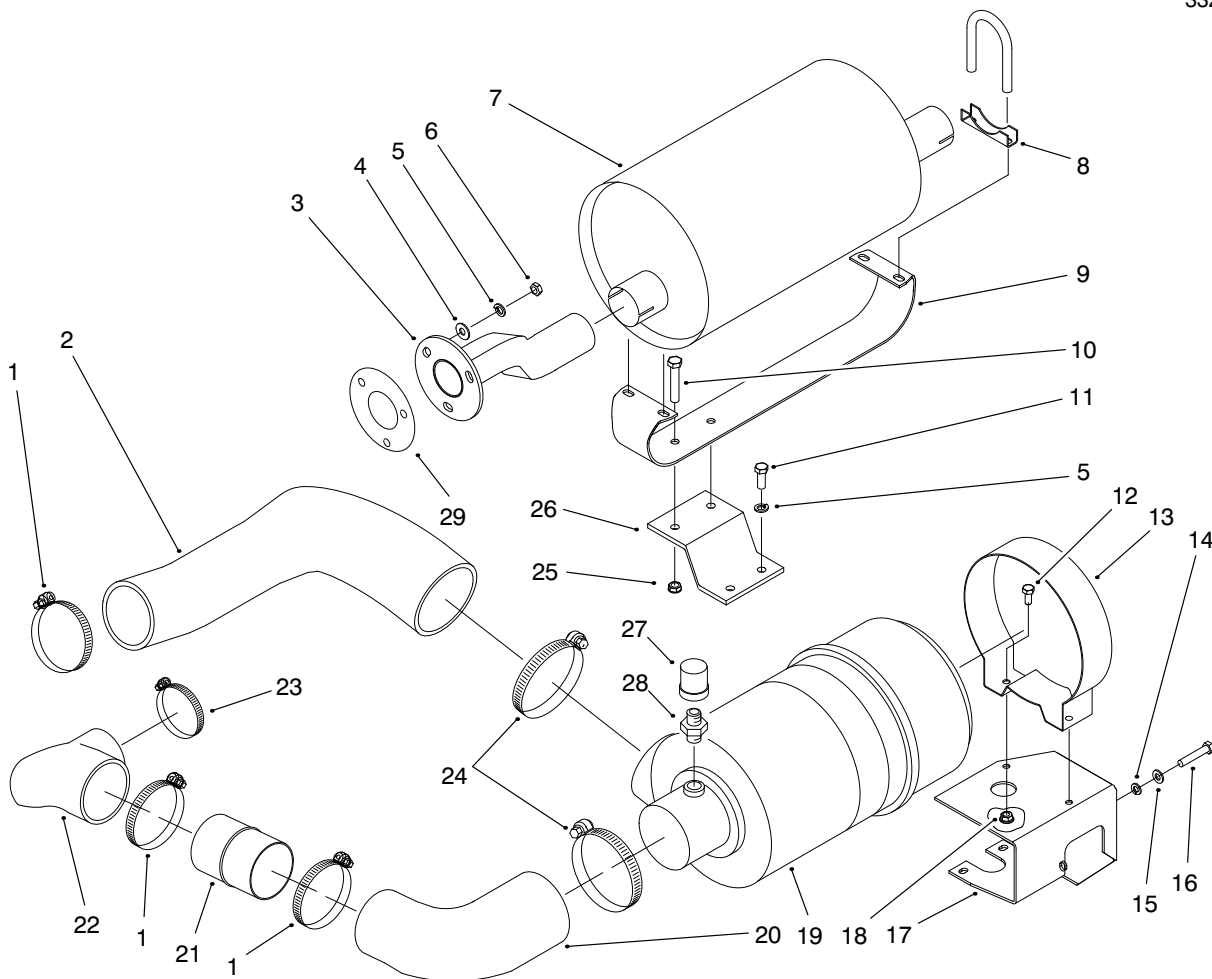


T-2836-1

FAN DRIVE ASM

Ref. No.	Part No.	Description	No. Used
1	3253-21	Washer-Lock	14
2	323-4	Screw-HH	4
3	32128-25	Nut-HHF	6
4	96-1267	Pulley-Fan	1
5	98-3008	Hub-Fan	1
6	322-3	Screw-HH	6
7	33114-070	Screw-HH	1
8	3253-4	Washer-Lock	7
9	98-0831	Bearing-Fan	1
10	32120-11	Ring-Retaining, Internal	2
11	95-6495	Asm-Bearing Housing	1
12	98-7307	Asm-Fan Support	1
13	33104-020	Screw-HHF	2
14	5-0838	Washer-Flat	6
15	323-6	Screw-HH	2
16	95-6480	Bracket Asm-	1
17	323-7	Screw-HH	6
18	3296-39	Nut-Lock	2
19	33114-045	Screw-HH	4
20	98-3013	Support-Fan	1
21	33114-060	Screw-HH	2
22	99-5915	Asm-Idler Bracket	1

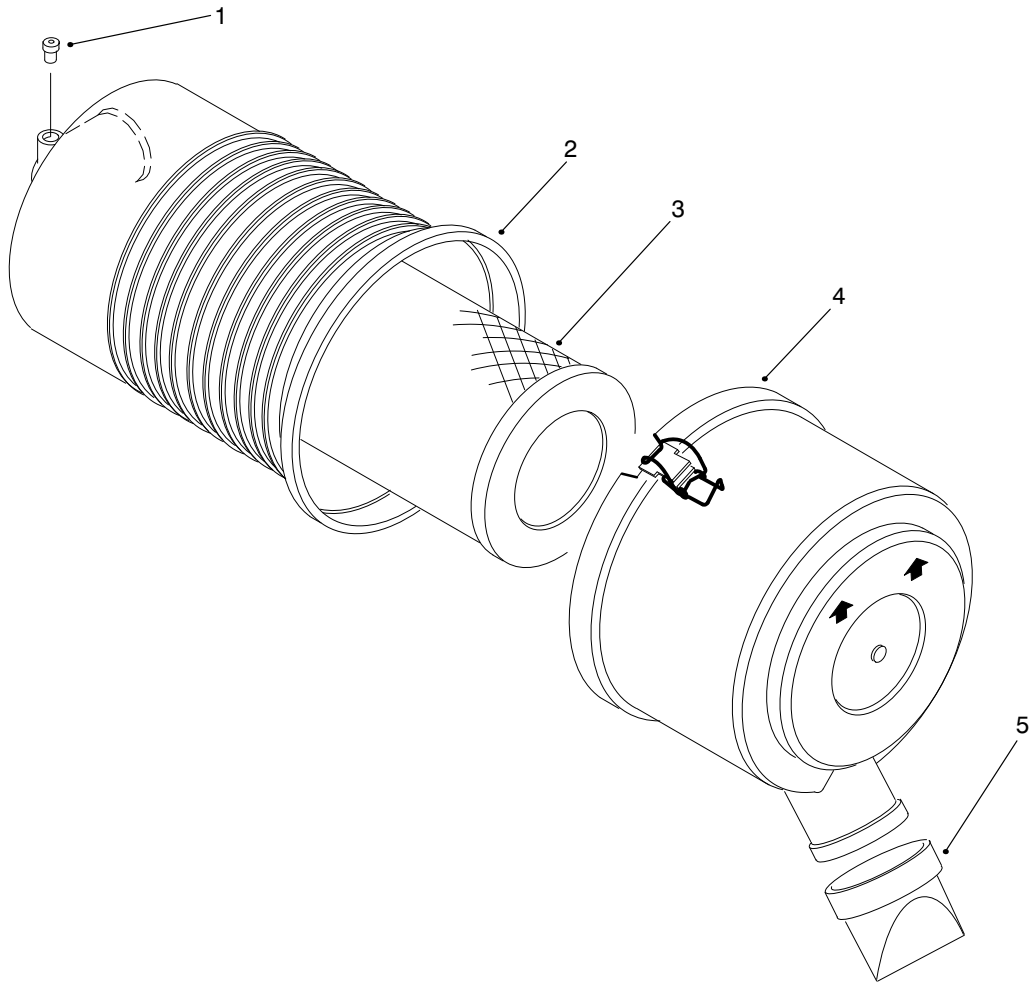
Ref. No.	Part No.	Description	No. Used
23	95-6497	Spacer	1
24	66-5310	Pulley-Idler	1
25	3231-6	Bolt-CARR	1
26	32128-21	Nut-HHF	1
27	95-6477	Pulley-Fan Drive	1
28	98-9008	V-Belt	1
29	98-0809	Fan	1
30	323-5	Screw-HH	4
31	98-7321	Clutch-Modulating Fan	1
32	70-5710	Filter-Fuel	1
33	99-1929	Asm-Solenoid	1
34	33013-00	Nut	2
35	3253-3	Washer-Lock	5
36	33093-00	Washer-Flat	3
37	99-1930	Rod-Connecting	1
38	33103-016	Screw	1
39	99-1931	Rod-Support	1
40	99-1928	Bracket-Mounting	1
41	33103-050	Screw	2
*	98-7327	Asm-Solenoid, Run (Incl. Ref. #33-41)	1



T-2837-2

MUFFLER & AIR CLEANER ASM

Ref. No.	Part No.	Description	No. Used	Ref. No.	Part No.	Description	No. Used
1	2412-110	Clamp-Hose	3	16	33114-020	Screw-HH	4
2	95-6459	Hose-Air Inlet	2	17	95-6462	Bracket-Air Cleaner	1
3	95-6474	Asm-Exhaust Tube	1	18	32128-25	Nut-HHF	2
4	3256-24	Washer-Flat	3	19	98-0800	Asm-Air Cleaner	1
5	3253-6	Washer-Lock	5	20	95-6457	Hose-Air Outlet	1
6	69-9710	Nut-Lock	3	21	95-6461	Tube-Intake	1
7	69-9420	Muffler-Exhaust	7	22	95-6458	Hose-Air Outlet	1
8	20-4840	Clamp-Muffler	2	23	2412-42	Clamp-Hose	1
9	95-6463	Bracket-Muffler	9	24	98-7347	Clamp-Hose	2
10	323-6	Screw-HH	2	25	32128-21	Nut-HHF	2
11	33115-025	Screw-HH	2	26	95-6464	Bracket-Manifold	1
12	322-3	Screw-HH	2	27	69-1940	Indicator-Electrical	1
13	98-0833	Band-Air Cleaner	1	28	94-1416	Adapter	1
14	3253-4	Washer-Lock	2	29	99-2277	Gasket	1
15	3256-23	Washer-Flat	4				

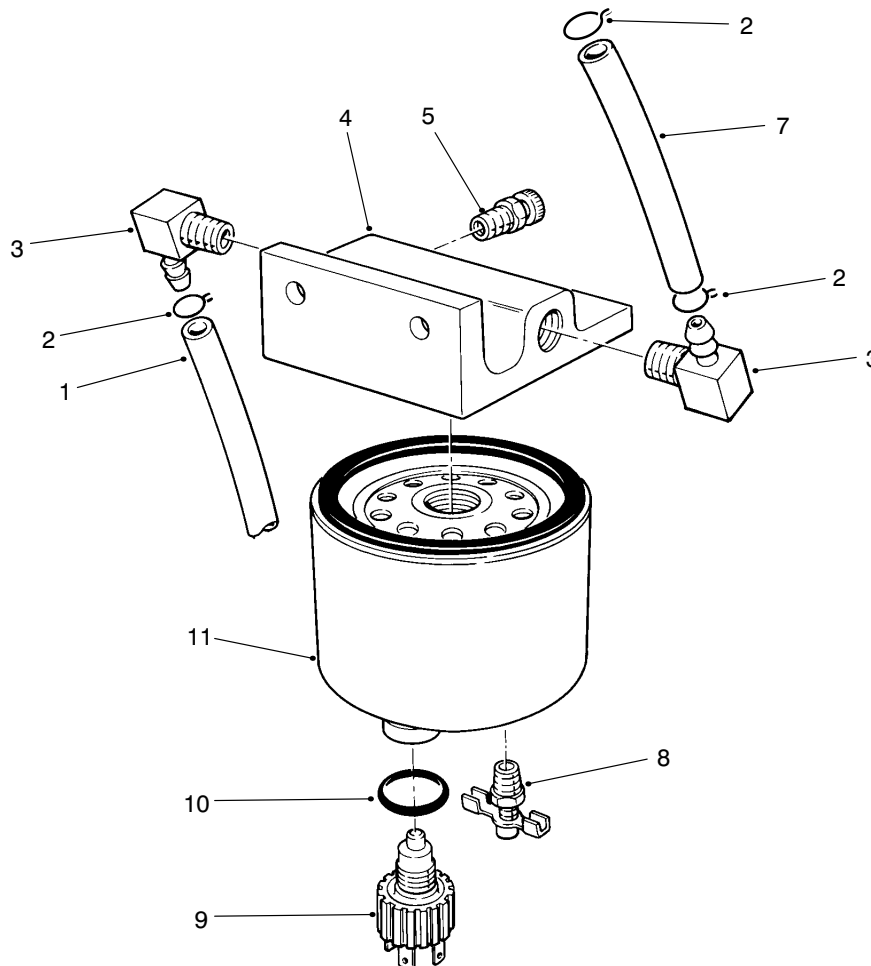


T-2252-1

AIR CLEANER ASM NO. 98-0800

Ref. No.	Part No.	Description	No. Used
†1		Plug	1
†2		Asm-Body	1
3	98-0801	Asm-Element	1

Ref. No.	Part No.	Description	No. Used
4	98-0802	Asm-Cover	1
5	98-0803	Valve	1

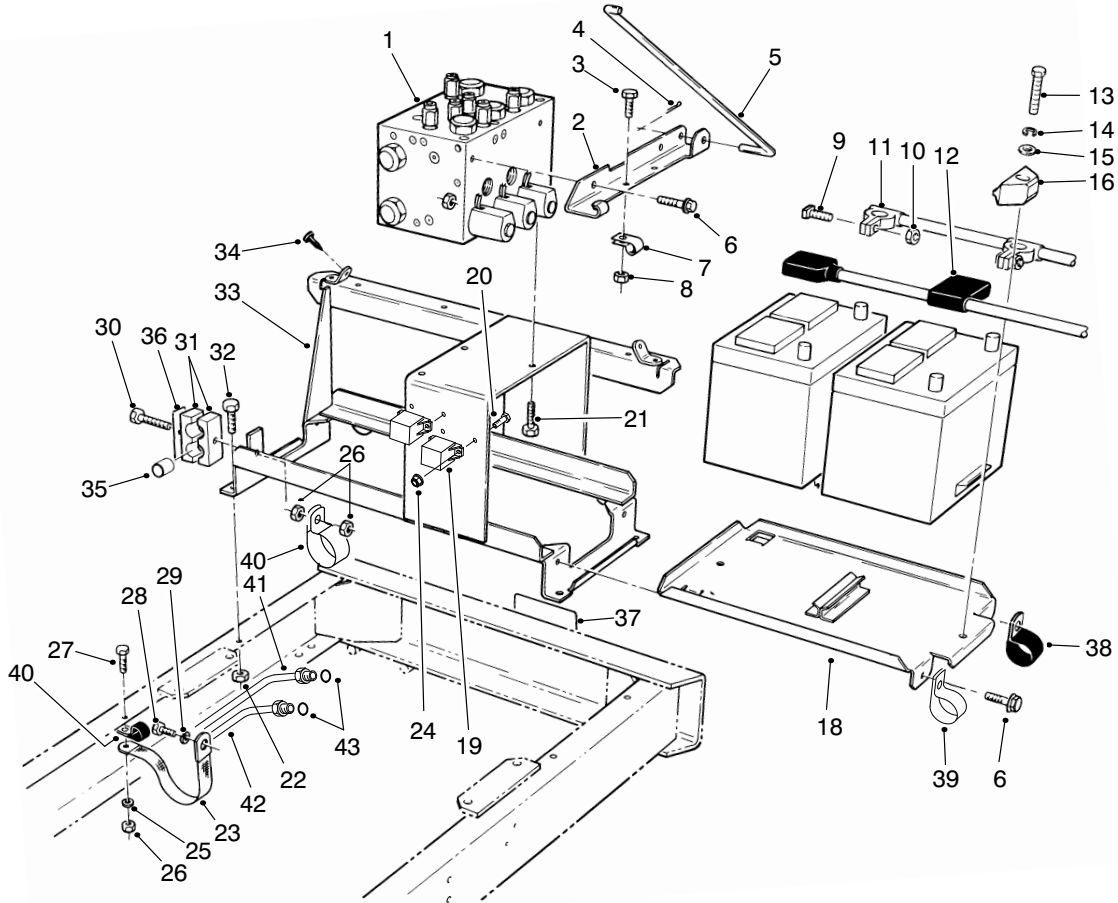


T-0376-1

FUEL/WATER FILTER ASM

Ref. No.	Part No.	Description	No. Used	Ref. No.	Part No.	Description	No. Used
1	37-9560	Hose-Fuel	1	8	63-8310	Valve-Drain	1
2	2412-108	Clamp-Hose	3	9	69-1760	Sensor-Water	1
3	353-781	Fitting-Fuel Elbow	2	10	237-154	O-Ring	1
4	63-8280	Head-Fuel Filter (Incl. Ref. #5)	1	11	69-1770	Element-Spin-On (Incl. Ref. #6)	1
5	63-8290	Vent-Air	1	*	69-1750	Asm-Fuel Filter (Incl. Ref. #4, 5 & 8-11)	1
7	71-2690	Hose-Fuel	1				

* Not Illustrated



T-0346-5

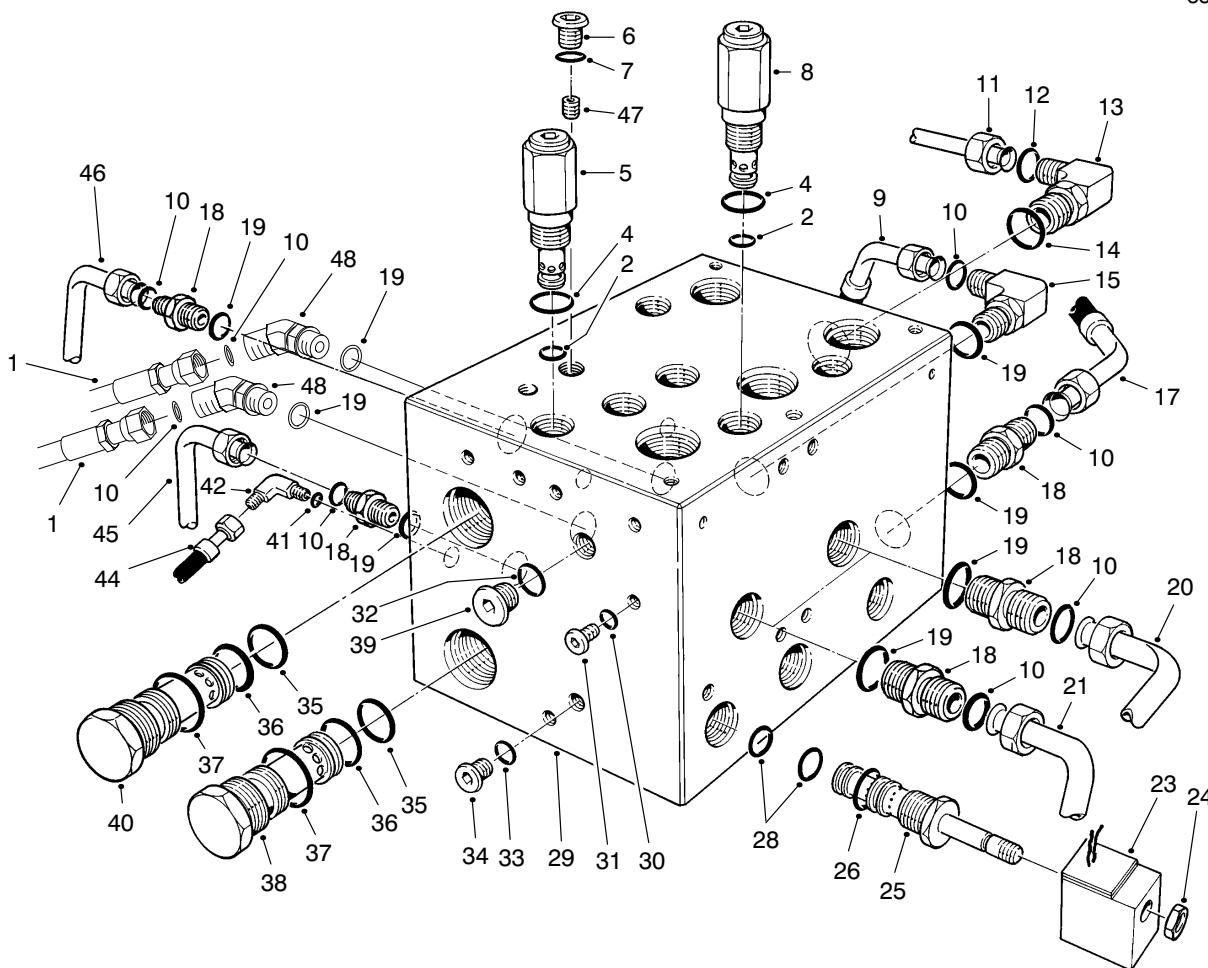
BATTERY FRAME ASM

Ref. No.	Part No.	Description	No. Used
1	95-5908	Asm-Manifold (Power Take Off)	1
2	69-9350	Bracket-Hood Prop Rod	1
3	321-3	Screw-HH	3
4	3272-6	Pin-Cotter	1
5	69-9120	Rod-Hood Prop	1
6	3234-17	Screw-HFH	4
7	2412-73	Clamp-R	3
8	32149-2	Nut-Keps	3
†9		Bolt-Clamp	4
†10		Nut-Clamp	4
11	95-1839	Cable-Negative	1
12	98-7308	Cable-Positive	1
13	323-9	Screw-HH	2
14	3253-21	Washer-Lock	2
15	3256-24	Washer-Flat	2
16	66-2490	Hold-Down-Battery	2
‡17		Battery (Type 24, LTV)	2
18	80-0160	Tray-Battery	1
19	66-8800	Relay	2
20	3290-321	Screw-HH	4
21	323-4	Screw-HH	4
22	32152-2	Nut-Lock	4

Ref. No.	Part No.	Description	No. Used
23	18-2770	Strap-Ground	1
24	3296-2	Nut-Lock	4
25	3254-2	Washer-Lock	1
26	32152-1	Nut-Lock	3
27	322-5	Screw-HH	1
28	33116-020	Screw-HH	1
29	48-8070	Washer-Lock	1
30	322-11	Screw-HH	1
31	56-7974	Clamp-Hydraulic Lines	2
32	323-6	Screw-HH	4
33	69-8290	Frame-Battery	1
34	237-37	Bumper-Rubber	4
35	23-7250	Spacer	1
36	69-9761	Plate-Clamp	1
37	72-4080	Decal-Danger	1
38	2412-41	Clamp	1
39	2412-39	Clamp	1
40	2412-104	Clamp-R	2
41	99-4965	Asm-Tube Front, Return	1
42	99-4967	Asm-Tube, Front, Deck Pressure	1
43	237-58	O-Ring	2

† Not Serviceable Separately

‡ Obtain Locally

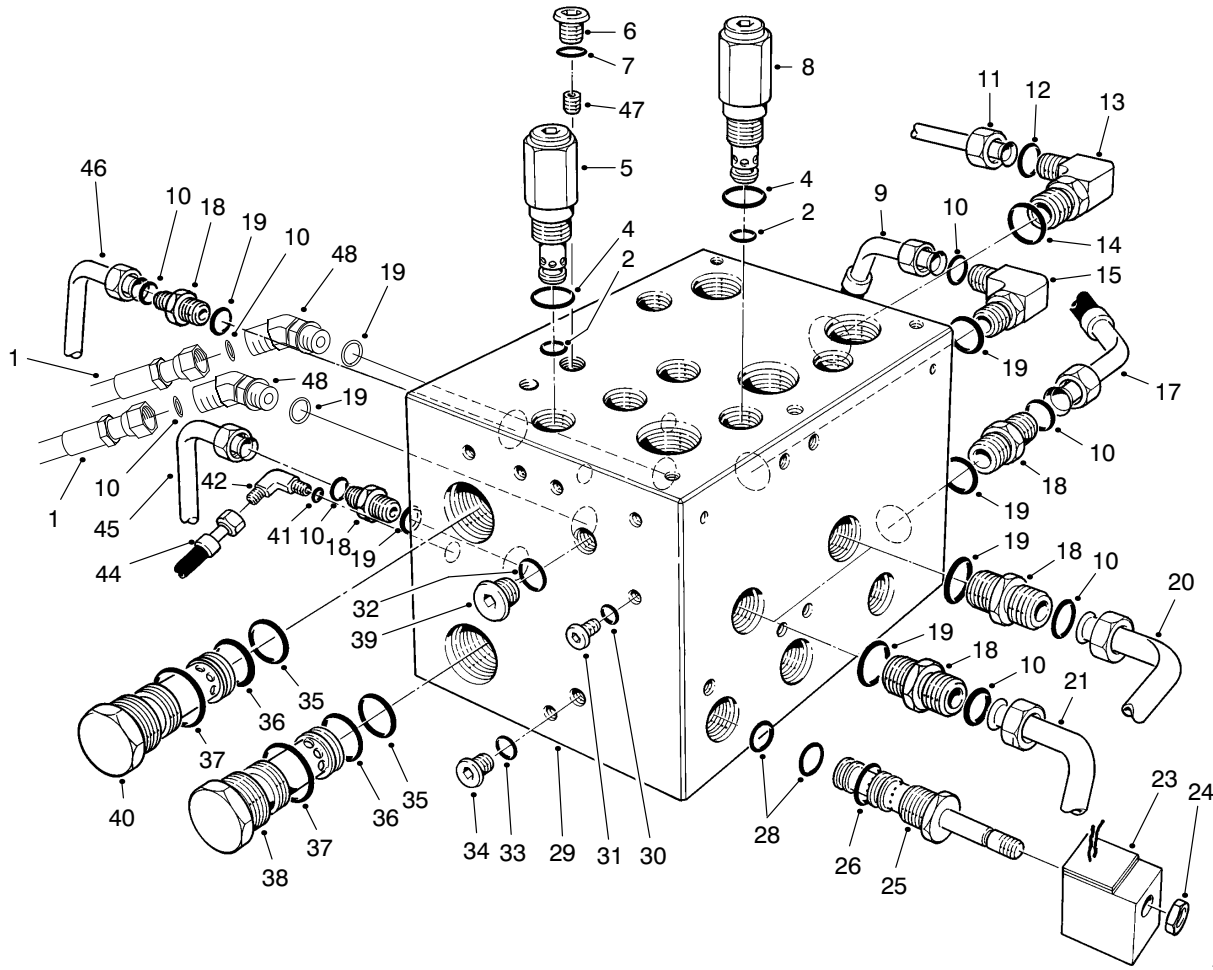


T-0364-3

PTO MANIFOLD ASM

Ref. No.	Part No.	Description	No. Used	Ref. No.	Part No.	Description	No. Used
1	98-0655	Hose-Hydraulic	2	25	95-5639	Spool-Solenoid Valve (Incl. Ref. #24, 26-28)	3
†2		O-Ring	6	†26		O-Ring	3
†4		O-Ring	6	†28		O-Ring	6
5	95-5640	Valve-Cartridge (600 lbs) (Incl. Ref. #2-4)	3	†29		Manifold-Power Take Off	1
6	353-989	Plug (Incl. Ref. #7)	1	30	237-156	O-Ring	30
7	237-42	O-Ring	1	31	353-991	Plug (Incl. Ref. #30)	30
8	95-5635	Valve-Cartridge (3000 lbs) (Incl. Ref. #2-4)	3	32	237-79	O-Ring	4
9	69-5600	Hose-Hydraulic	1	33	237-78	O-Ring	1
10	237-58	O-Ring	8	34	353-990	Plug (Incl. Ref. #33)	1
11	69-6160	Tube-Hydraulic	1	†35		O-Ring	6
12	340-65	O-Ring	2	†36		O-Ring	6
13	340-129	Fitting-Hydraulic Elbow (Incl. Ref. #12 & 14)	1	†37		O-Ring	6
14	237-146	O-Ring	1	38	95-5637	Valve-Cartridge (75 lbs) (Incl. Ref. #35-37)	3
15	340-142	Fitting-Hydraulic Elbow (Incl. Ref. #10 & 16)	1	39	353-988	Plug (Incl. Ref. #32)	4
17	69-5610	Hose-Hydraulic	1	40	95-5636	Valve-Cartridge (20 lbs) (Incl. Ref. #35-37)	3
18	340-9	Fitting-Hydraulic Straight (Incl. Ref. #10 & 19)	5	41	237-78	O-Ring	2
19	237-81	O-Ring	8	42	353-431	Fitting-Hydraulic 45° (Incl. Ref. #41 & 43)	2
20	69-6180	Tube-Hydraulic	1	44	93-7423	Hose-Diagnostic	2
21	69-6170	Tube-Hydraulic	1	45	69-6140	Tube-Hydraulic	1
23	88-9190	Asm-Solenoid Coil	3	46	69-6150	Tube-Hydraulic	1
24	3219-10	Nut-Jam	3				

† Not Serviceable Separately



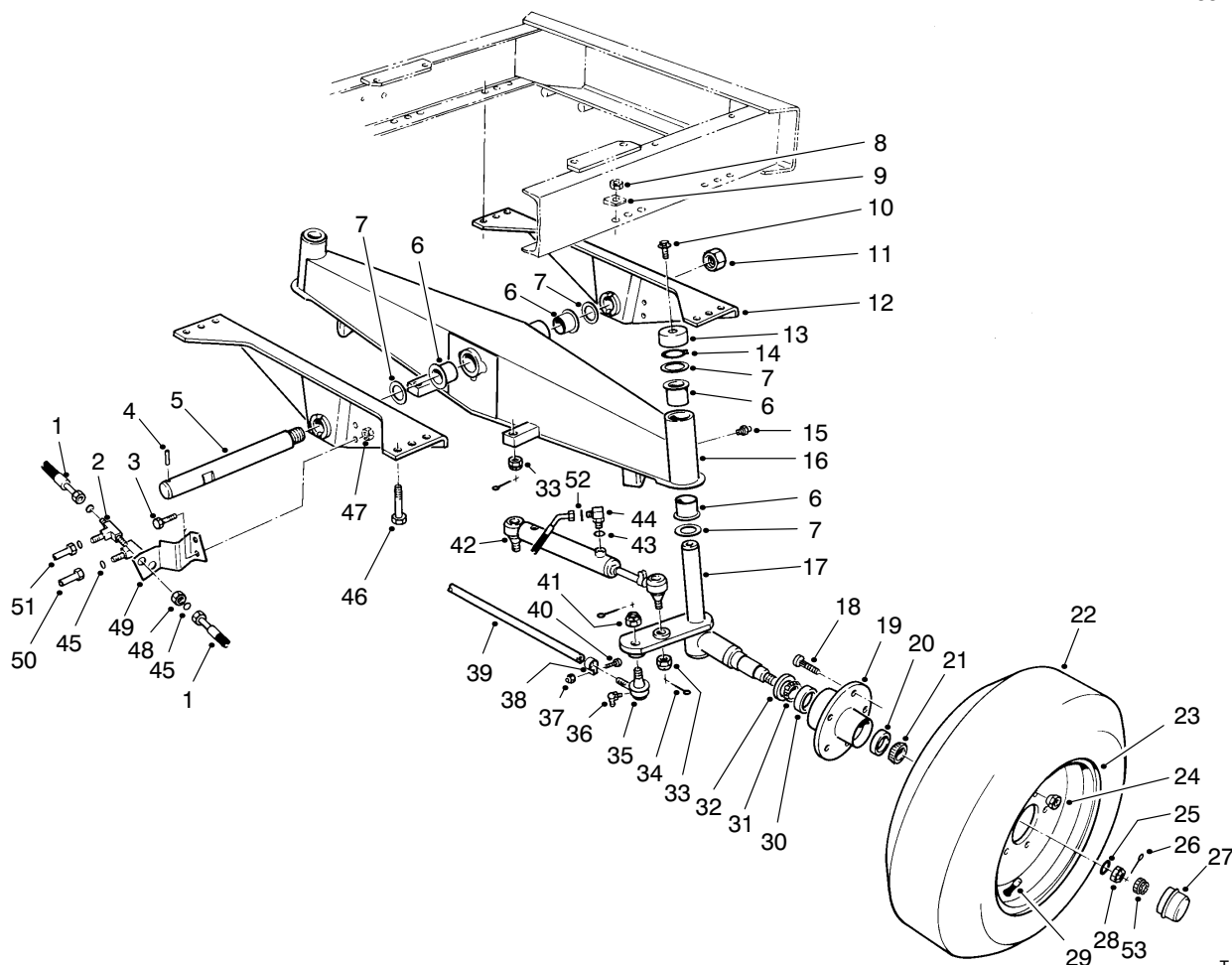
T-0364-3

PTO MANIFOLD ASM (Continued)

Ref. No.	Part No.	Description	No. Used
47	69-4220	Plug-Orifice	1
48	98-0657	Fitting-Hydraulic (Incl. Ref. #)	2
*	95-5645	Kit-Cartridge Valve Seal (Incl. Ref. #2 & 4)	6
*	95-5644	Kit-Cartridge Valve Seal (Incl. Ref. #35-37)	6

Ref. No.	Part No.	Description	No. Used
*	95-5643	Kit-Solenoid Valve Seal (Incl. Ref. #26-28)	3
*	95-5908	Asm-Manifold (Power Take Off) (Incl. Ref. #2, 4-8, 22-40 & 47)	1

* Not Illustrated



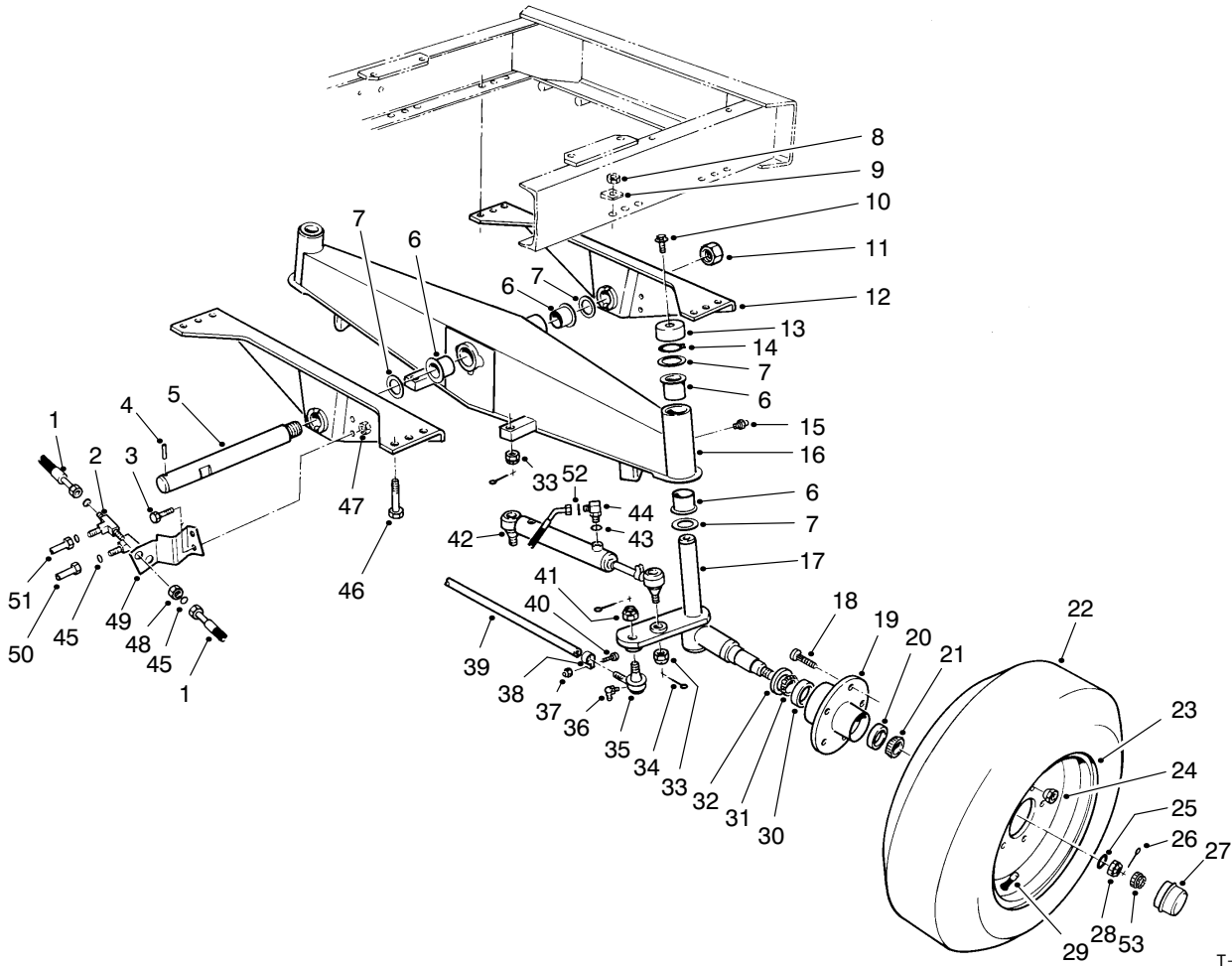
T-0345-1

REAR AXLE ASM

Ref. No.	Part No.	Description	No. Used	Ref. No.	Part No.	Description	No. Used
1	69-5510	Hose-Hydraulic	4	24	23-7270	Nut-Lug	10
2	340-68	Fitting-Hydraulic Bulkhead Tee (Incl. Ref. #45)	2	25	93-0309	Washer	2
3	323-6	Screw-HH	2	26	3272-13	Pin-Cotter	2
4	32121-110	Pin-Roll	1	27	69-2970	Cap-Hub	2
5	71-2590	Shaft-Pivot	1	28	3220-7	Nut-Jam	2
6	69-6470	Bushing-Flange	6	29	232-27	Stem-Valve	2
7	256-304	Washer-Thrust	6	30	254-107	Cup-Bearing Inner	2
8	32128-23	Nut-Lock	12	31	254-106	Cone-Bearing Inner	2
9	3290-216	Washer-Bevel	12	32	69-2980	Seal-Inner	2
10	3234-12	Screw-HFH	2	33	32136-13	Nut-Castle	4
11	3296-68	Nut-Lock	1	34	3272-12	Pin-Cotter	6
12	69-7960	Support-Axle	2	35	2116-4	Joint-Ball RH	1
13	69-8890	Cap-Spindle	2	*	2116-3	Joint-Ball LH	1
14	32151-10	Ring-Retaining	2	36	302-33	Fitting-Grease	2
15	302-5	Fitting-Grease	3	†37		Nut-Lock	2
16	69-7420	Axle-Rear (Incl. Ref. #6 & 15)	1	38	2412-7	Asm-Clamp (Incl. Ref. #37 & 40)	2
17	93-0311	Spindle-Wheel LH	1	39	3-3710	Asm-Tie Rod (Incl. Ref. #35-41)	1
*	93-0310	Spindle-Wheel RH	1	†40		Screw-HH	2
18	69-2990	Screw-Drive	10	41	32136-2	Nut-Castle	2
19	69-2960	Hub-Rear Wheel (Incl. Ref. #18, 20 & 30)	2	42	98-0661	Asm-Hydraulic Cylinder	2
20	254-72	Cup-Bearing Outer	2	43	237-78	O-Ring	4
21	254-92	Cone-Bearing Outer	2	44	340-132	Fitting-Hydraulic Elbow (Incl. Ref. #43 & 52)	4
22	69-9880	Tire	2	45	237-22	O-Ring	6
23	217-116	Rim	2	46	325-6	Screw-HH	12

* Not Illustrated

†‡ Not Serviceable Separately

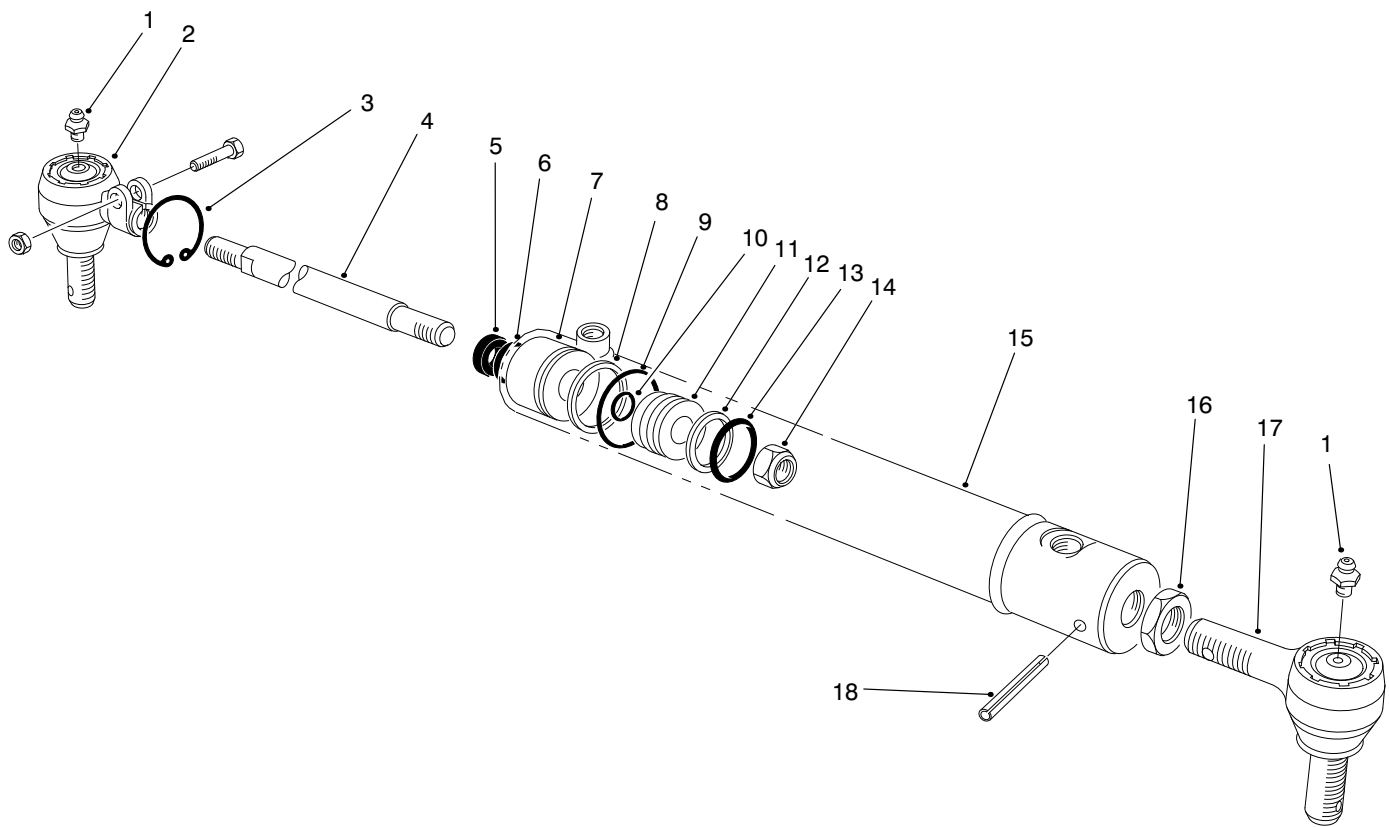


T-0345-1

REAR AXLE ASM (Continued)

Ref. No.	Part No.	Description	No. Used
47	32152-2	Nut-Lock	2
48	340-70	Nut-Bulkhead	2
49	95-6487	Bracket-Hose Support	1
50	69-6010	Tube-Hydraulic	1

Ref. No.	Part No.	Description	No. Used
51	69-6020	Tube-Hydraulic	1
52	237-21	O-Ring	4
53	93-0307	Nut-Retainer	2



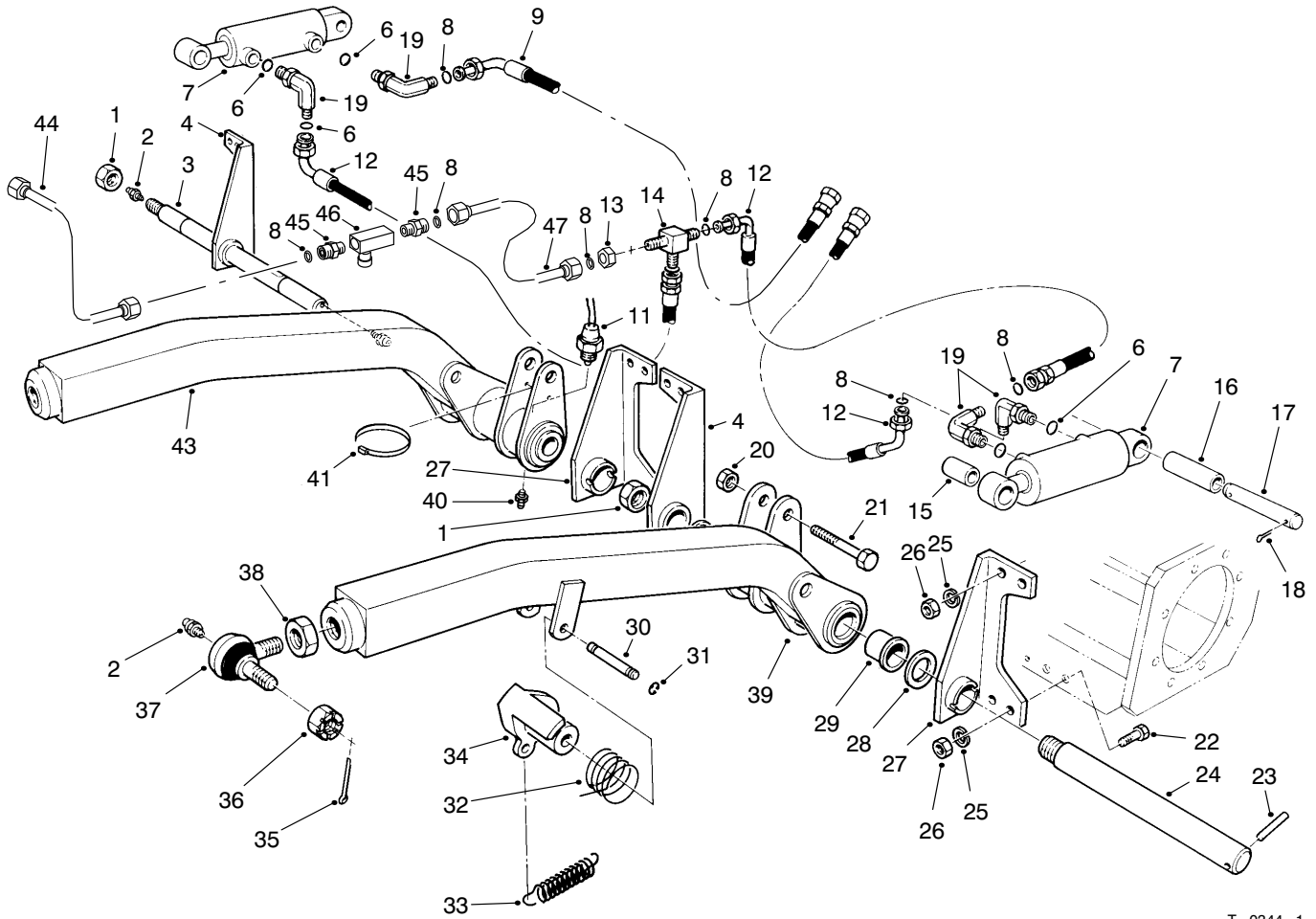
T-0378-3

HYDRAULIC CYLINDER ASM NO. 98-0661

Ref. No.	Part No.	Description	No. Used
1	302-5	Fitting-Grease	2
2	69-9810	Joint-Ball	1
3		Ring-Retaining	1
4	98-0666	Rod-Piston	1
5		Wiper-Rod	1
6		Seal-U-Cup	1
7	98-0664	Ring-Head	1
8		Ring-Back-Up	1
9		O-Ring	1
10		O-Ring	1
11	98-0665	Piston	1
12		Ring-Piston	1

Ref. No.	Part No.	Description	No. Used
13		O-Ring	1
14	43-5130	Nut-Lock	1
15		Barrel-Cylinder	1
16	69-1980	Nut-Jam	1
17	82-5730	Joint-Ball	1
18	32121-34	Pin-Roll	1
*	98-0667	Kit-Repair (Incl. Ref. #3, 5, 6, 8-10 & 12-13)	1
*	98-0661	Steering Cylinder (Complete) (Incl. Ref. #3-18)	2

* Not Illustrated

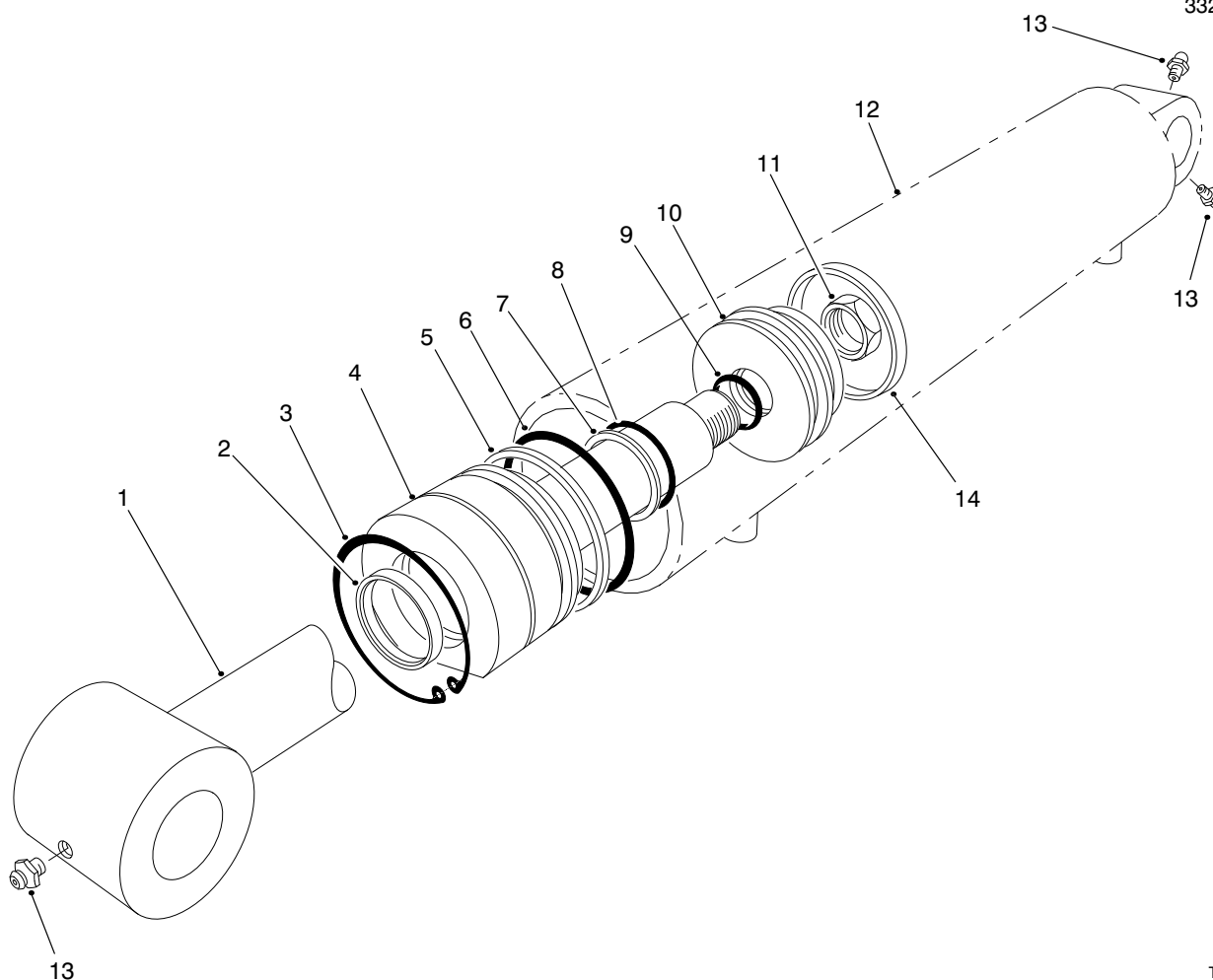


T-0344-1

FRONT LIFT ARM ASM

Ref. No.	Part No.	Description	No. Used
1	3296-68	Nut-Lock	2
2	302-2	Fitting-Grease	4
3	71-2570	Shaft-Pivot	1
4	69-7940	Support-Lift Arm RH	2
6	237-42	O-Ring	4
7	92-4971	Asm-Hydraulic Cylinder	2
8	237-22	O-Ring	9
9	69-8440	Hose-Hydraulic	1
11	72-4310	Switch-Ball	1
12	69-5440	Hose-Hydraulic	3
13	340-70	Nut-Bulkhead	1
14	340-68	Fitting-Hydraulic Bulk. Tee (Incl. Ref. #8)	1
15	98-7346	Tube-Cylinder Bushing	2
16	20-4360	Tube-Spacer	2
17	69-9180	Pin-Cylinder	2
18	3272-23	Pin-Cotter	4
19	340-77	Fitting-Hydraulic Elbow (Incl. Ref. #6 & 8)	4
20	32153-6	Nut-Lock	2
21	328-5	Screw-HH	2
22	325-6	Screw-HH	12
23	32121-110	Pin-Roll	2
24	71-2590	Shaft-Pivot	1
25	3253-7	Washer-Lock	16
26	3217-9	Nut-Hex.	16

Ref. No.	Part No.	Description	No. Used
27	69-7920	Support-Lift Arm LH	2
28	256-304	Washer-Thrust	2
29	69-6470	Bushing-Flange	4
30	92-4806	Pin-Latch	1
31	32120-47	Ring-Retaining	2
32	69-8470	Spring-Torsion	1
33	76-1670	Spring-Extension	1
34	69-1540	Pivot-Spring	1
35	3272-12	Pin-Cotter	2
36	32136-2	Nut-Slotted	2
37	86-8100	Joint-Ball (Incl. Ref. #2 & 36)	2
38	21-3000	Nut-Jam	2
39	69-9580	Asm-Front Lift Arm, LH (Incl. Ref. #29 & 40)	1
40	302-5	Fitting-Grease	2
41	3290-378	Tie-Cable	1
43	69-9570	Asm-Front Lift Arm, RH (Incl. Ref. #29 & 40)	1
44	93-7426	Tube-Hydraulic	1
45	340-57	Fitting-Hydraulic Straight (Incl. Ref. #8)	2
46	93-1397	Valve-Flow Control	1
47	93-7427	Tube-Hydraulic	1



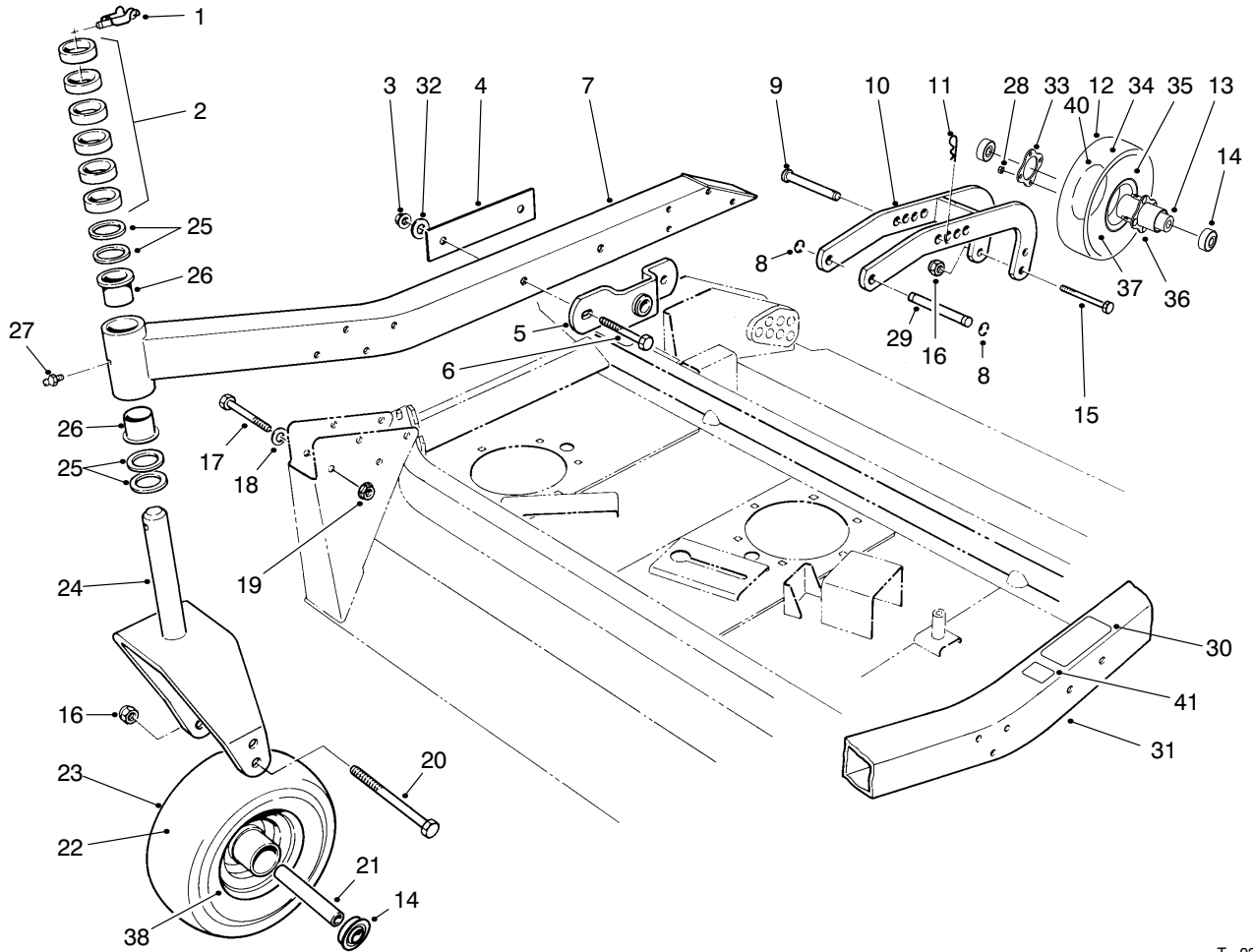
T-0380-1

HYDRAULIC CYLINDER ASM NO. 92-4971

Ref. No.	Part No.	Description	No. Used	Ref. No.	Part No.	Description	No. Used
1	69-2580	Shaft w/clevis	1	†9		Uni-Ring	1
†2		Seal-Dust	1	10	60-9770	Piston	1
3	61-4990	Ring-Retaining	1	11	60-9760	Nut-Lock	1
4	69-2570	Head	1	†12		Barrel	1
†5		Ring-Back-Up	1	13	302-5	Fitting-Grease	3
†6		O-Ring	1	14		Seal-Uni-Ring	1
†7		Ring-Back-Up	1	*	86-7350	Kit-Seal Repair (Incl. Ref. #2 & 5-9)	1
†8		O-Ring	1				

* Not Illustrated

† Not Serviceable Separately

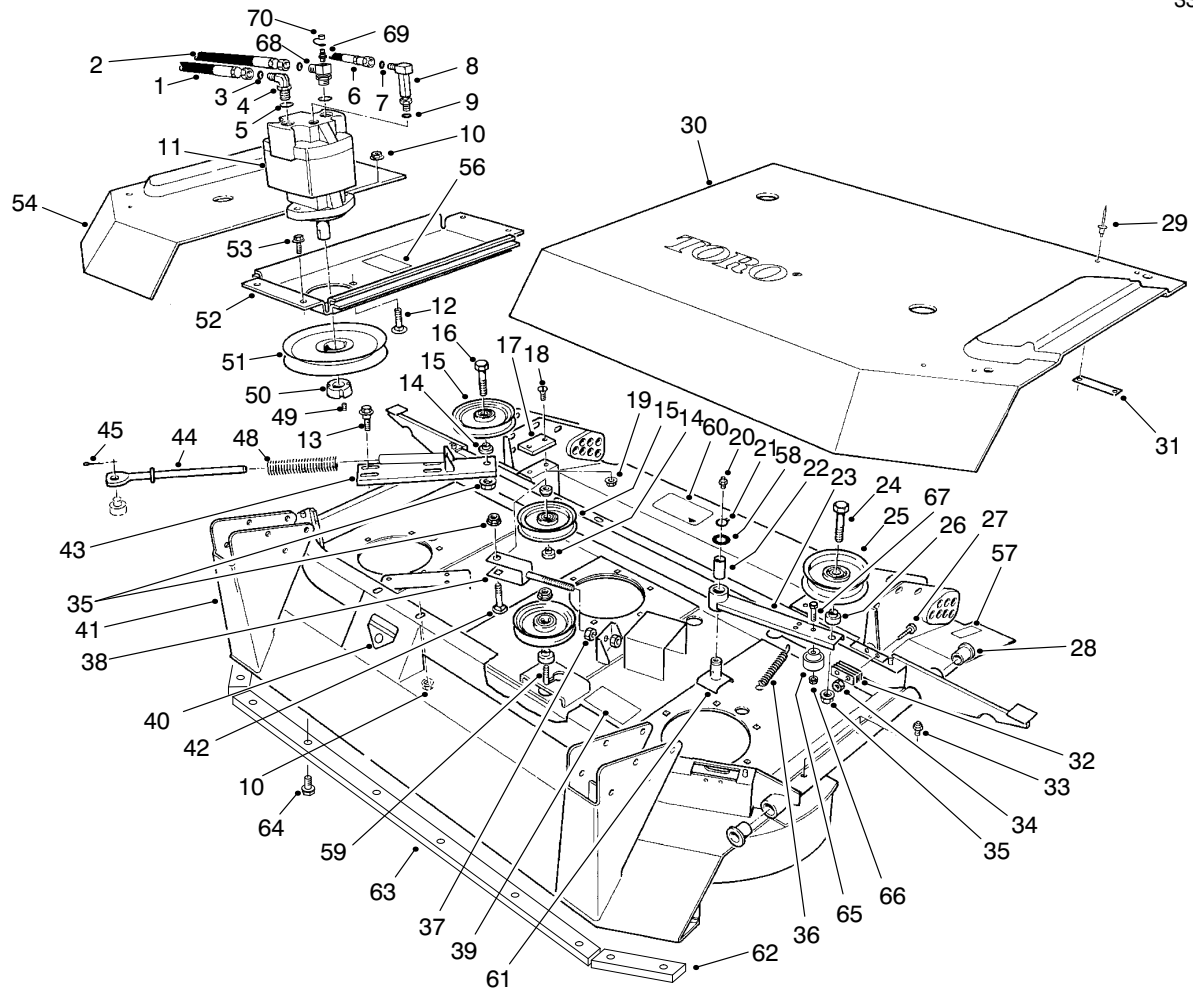


T-0362-4

CENTER DECK MODEL NO. 30592 CARRIER FRAME ASM

Ref. No.	Part No.	Description	No. Used
1	3290-384	Pin-Lynch	2
2	69-1510	Spacer-Caster	12
3	32128-23	Nut-HHF	4
4	69-8790	Plate-Reinforcing	2
5	69-7290	Mount-Ball Joint	2
6	325-15	Screw-HH	4
7	69-8860	Arm-Castor RH (Incl. Ref. #26-27)	1
8	32151-48	Ring-Retaining	4
9	283-70	Pin-Hitch (Incl. Ref. #11)	2
10	98-3047	Arm-Pivot	2
11	3290-343	Pin-Cotter Hair	2
12	93-4240	10" Wheel-Pneumatic (Incl. Ref. #13-14, 28, 33-37, & 40)	2
13	93-4241	Spacer	2
14	93-4237	Bearing	8
15	327-24	Screw HH	2
16	3296-53	Nut-Lock	4
17	323-15	Screw-HH	16
18	5-0838	Washer-Flat	16
19	32128-43	Nut-HHF	16
20	327-25	Screw-HH	2

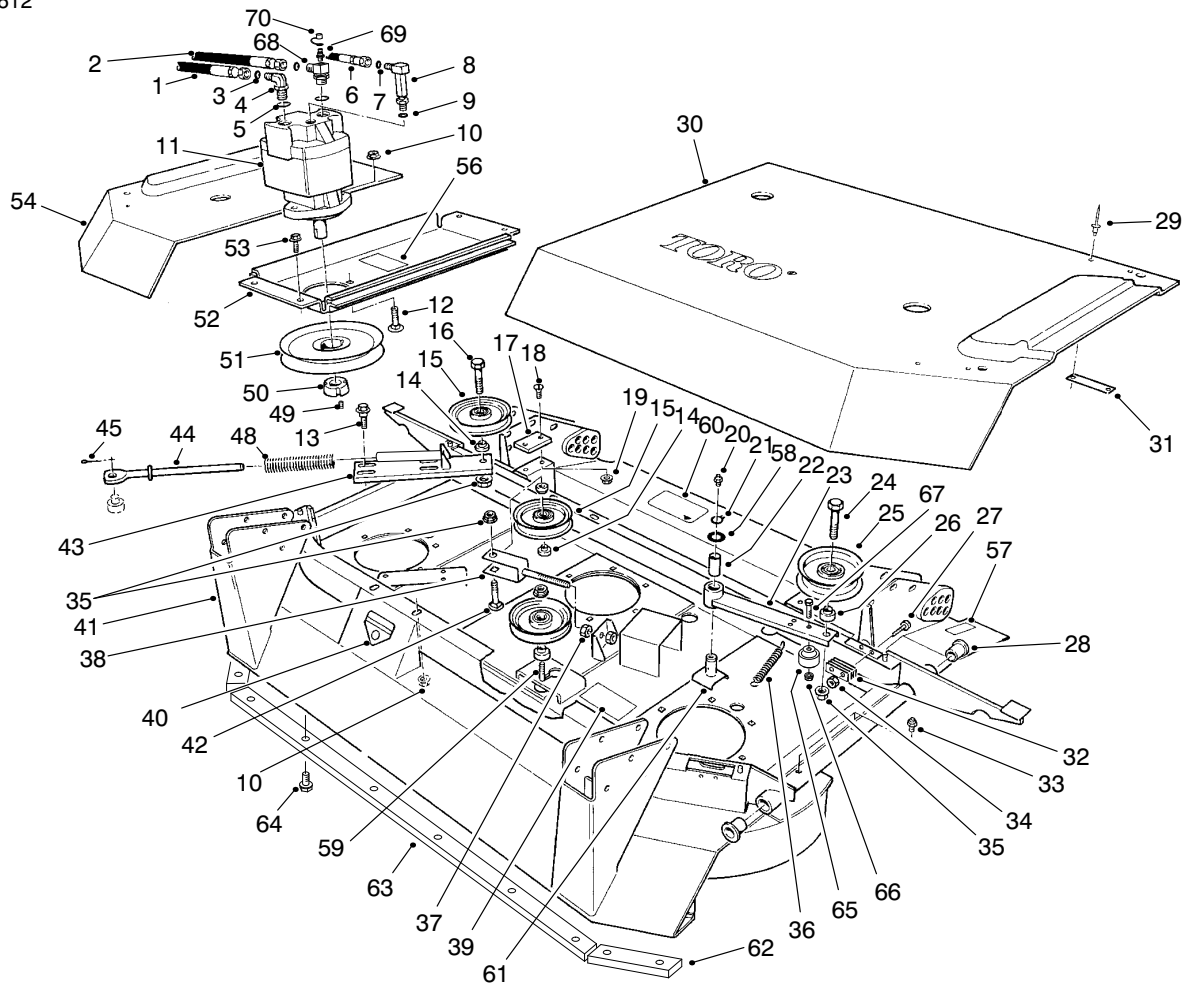
Ref. No.	Part No.	Description	No. Used
21	93-5630	Spacer-Bearing	2
22	98-7313	Tire-12"	2
23	98-7312	Wheel-Pneumatic, 12" (Incl. Ref. #14, 21-22 & 38)	2
24	98-7302	Fork-Castor	2
25	69-6860	Washer-Castor	8
26	69-6470	Bushing-Flange	4
27	302-5	Fitting-Grease	2
28	32128-16	Nut-HHF	8
29	69-9260	Pin-Clevis	2
30	95-0818	Decal-Torque	1
31	13-5069	Arm-Castor LH (Incl. Ref. #26-27, & 30)	1
32	30-8770	Washer-Flat	4
33	93-4242	Plate	2
34	93-4243	Tire-10"	2
35	93-4239	Rim-Wheel	4
36	93-5980	Hub	2
37	93-4244	Tube-w/Valve	2
38	93-5631	Rim-Wheel	2
40	95-2741	Rim-Wheel	2
41	93-7252	Decal-CE	1



T-0361-5

CENTER DECK MODEL NO. 30592

Ref. No.	Part No.	Description	No. Used	Ref. No.	Part No.	Description	No. Used
1	76-2760	Asm-Hydraulic Hose	1	26	69-6970	Spacer-Idler	1
2	76-2750	Asm-Hydraulic Hose	1	27	32105-1	Screw-Machine	8
3	237-58	O-Ring	2	28	92-3162	Bushing-Flange	4
4	95-1692	Fitting-Hydraulic Elbow (Incl. Ref #3 & 5)	1	29	3269-25	Rivet-Pop	8
5	237-81	O-Ring	2	30	69-6780	Cover-Center Left	1
6	76-2770	Asm-Hydraulic Hose	1	31	69-6870	Plate-Magnet	4
7	237-22	O-Ring	1	32	69-6260	Magnet-Cover	4
8	69-4320	Fitting-Hydraulic 90° (Incl. Ref. #7 & 9)	1	33	302-5	Fitting-Grease	4
9	237-42	O-Ring	1	34	3296-2	Nut-Lock	8
10	32128-21	Nut-HHF	6	35	32128-23	Nut-Flange Lock	4
11	94-4907	Motor-Hydraulic	1	36	76-1670	Spring-Extension	1
12	3231-28	Bolt-CARR	2	37	3217-9	Nut-Jam	2
13	19-1470	Bolt-Shoulder	4	38	69-6550	Arm-Tension	1
14	69-6960	Spacer-Idler	4	39	95-0833	Decal-Belt Routing	1
15	63-1540	Pulley-Idler	3	40	43-8480	Decal-Danger	1
16	325-7	Screw-HH	1	41	13-4969	Deck-Center (Incl. Ref. #20, 28, 33, 39, 40 & 57)	1
17	69-9290	Pad-Bumper	2	42	3233-27	Bolt-CARR	1
18	32108-103	Screw-Flat Hd.	4	43	98-0755	Plate-Tension	1
19	32128-20	Nut-HHF	4	44	77-2830	Rod-Spring	1
20	302-2	Fitting-Grease	1	45	3272-7	Pin-Cotter	1
21	32120-72	Ring-Retaining	1	48	86-7480	Spring-Compression	1
22	256-188	Bushing-Sleeve	1	49		Screw-Set	2
23	69-6610	Arm-Idler (Incl. Ref. #22)	1	50	23-1640	Bushing-Taper Lock (Incl. Ref. #49)	1
24	325-8	Screw-HH	1	51	63-0660	Pulley-Drive	1
25	69-5430	Pulley-Idler	1				



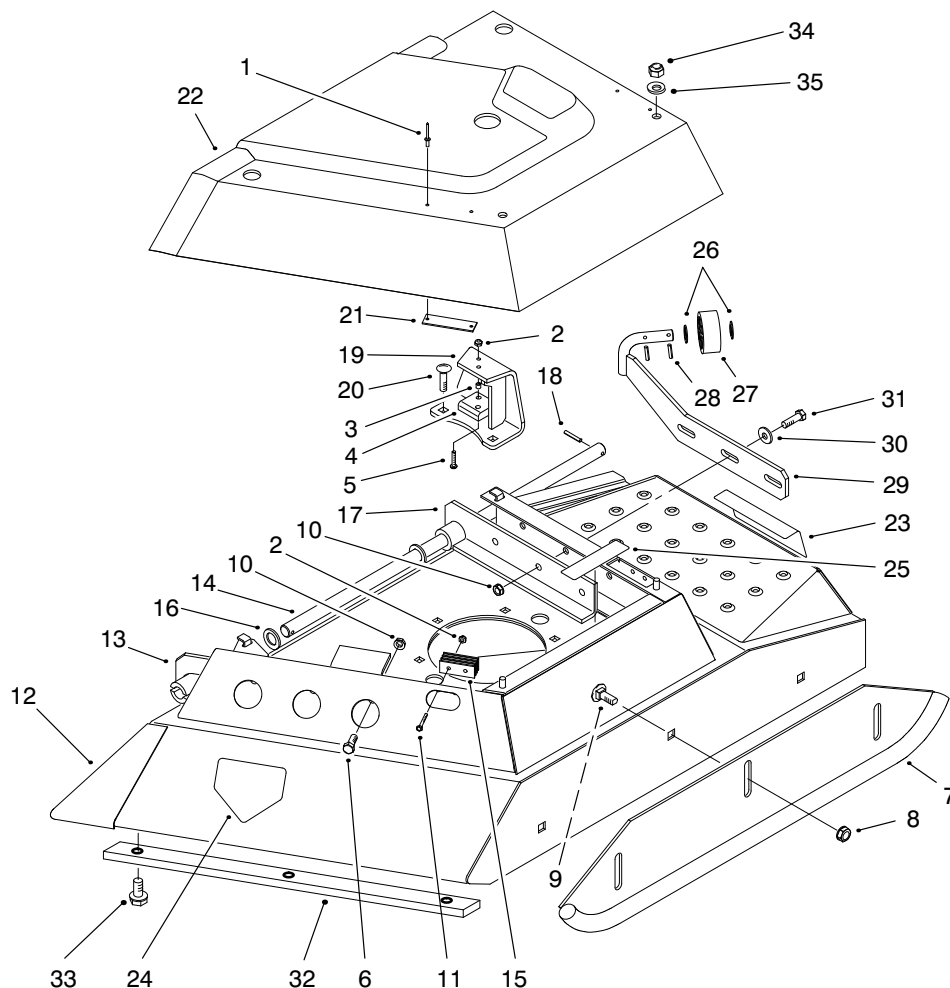
T-0361-5

CENTER DECK MODEL NO. 30592 (Continued)

Ref. No.	Part No.	Description	No. Used
52	69-6390	Plate-Gearbox	1
53	3234-12	Screw-HFH	4
54	69-6790	Cover-Center Right	1
56	95-0845	Decal-Height of Cut	1
57	95-0817	Decal-Height of Cut	1
58	3-6498	Washer-Flat	1
59	3233-30	Bolt-CARR	1
60	66-1340	Decal-Danger	1
60	93-7824	Decal-Danger (Europe)	1
61	93-9324	Pivot-Idler	1
62	94-9820	Bar-Guard, Front RH & LH (Europe)	2

Ref. No.	Part No.	Description	No. Used
63	94-9819	Bar-Guard, Front Center (Europe)	1
64	32104-31	Screw-HW (Europe)	10
65	98-3038	Bushing-Idler	1
66	32149-1	Nut-Keps	1
67	322-6	Screw-HH	1
68	99-4444	Fitting	1
69	99-4443	Fitting	1
70	354-79	Cap-Dust	1
*	93-8457	Belt-Hex. Deck Drive	1
*	3290-378	Tie-Cable	2

* Not Illustrated

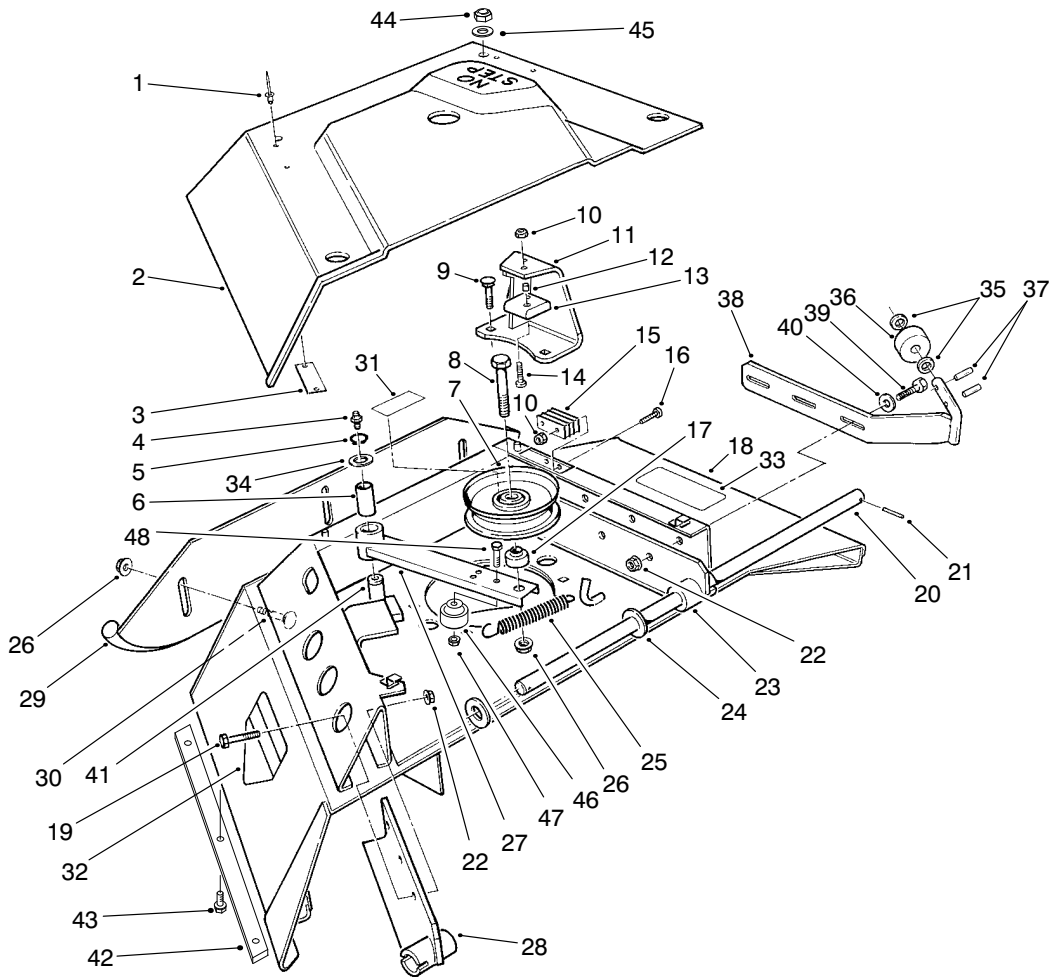


T-0366-3

CENTER DECK MODEL NO. 30592 LEFT WING ASM

Ref. No.	Part No.	Description	No. Used	Ref. No.	Part No.	Description	No. Used
1	3269-25	Rivet-Pop	4	21	69-6870	Plate-Magnet	2
2	3296-2	Nut-Lock	6	22	69-6850	Cover-Left Wing	1
3	40-9520	Spacer-Split	2	23	66-1340	Decal-Danger	1
4	40-0330	Cushion-Rubber	1	23	93-7824	Decal-Danger (Europe)	1
5	32122-28	Screw-Truss Hd.	2	24	43-8480	Decal-Danger	1
6	323-6	Screw-HH	3	24	93-7815	Decal-Danger (Europe)	1
7	69-6730	Skid	1	25	67-5360	Decal-Danger	1
8	32128-23	Nut-Flange Lock	3	25	93-7273	Decal-Danger (Europe)	1
9	3233-9	Bolt-CARR	3	26	3256-69	Washer	2
10	32128-21	Nut-HHF	6	27	82-4910	Roller	1
11	32105-1	Screw-Machine	4	28	32121-4	Pin-Roll	2
12	13-4989	Deck-Left Wing (Incl. Ref. #23-25)	1	29	88-9270	Bracket-Roller LH	1
13	69-6640	Hinge-Left Front	1	30	5-0838	Washer-Flat	3
14	69-6900	Shaft-Hinge	1	31	323-7	Screw-HH	3
15	69-6260	Magnet-Cover	2	32	94-9824	Bar-Guard, Front Wing LH (Europe)	1
16	95-3297	Washer-Thrust	2	33	32104-31	Screw-HH (Europe)	3
17	69-6670	Hinge-Left Rear	1	34	3296-29	Nut-Lock	2
18	32121-6	Pin-Roll	2	35	3256-23	Washer-Flat	2
19	94-6760	Bracket-Support	1	*	99-2318	V-Belt	1
20	3231-25	Bolt-CARR	2	*	42-6200	Shim-Cushion	A/R

* Not Illustrated



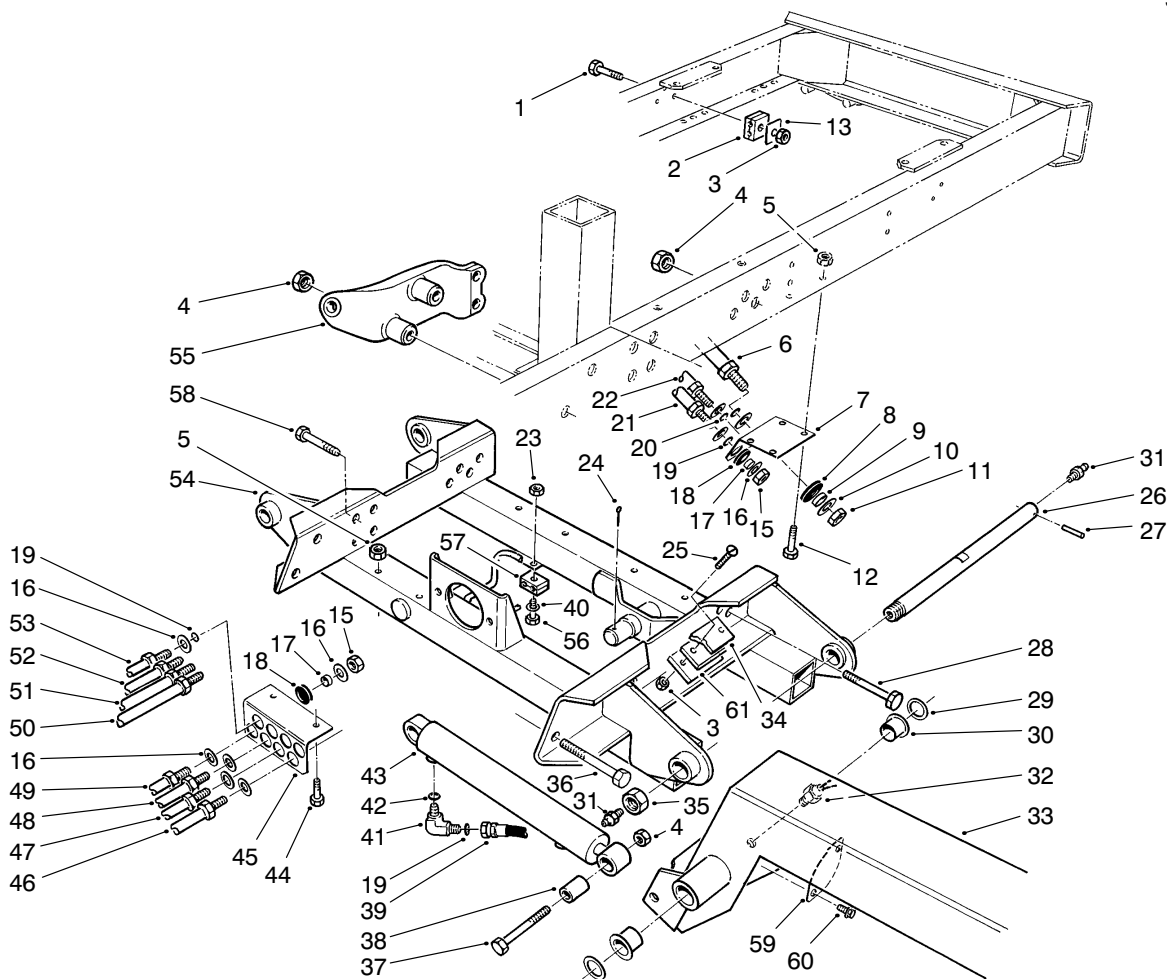
T-0365-4

CENTER DECK MODEL NO. 30592 RIGHT WING ASM

Ref. No.	Part No.	Description	No. Used
1	3269-25	Rivet-Pop	4
2	69-6840	Cover-Right Wing	1
3	69-6870	Plate-Magnet	2
4	302-2	Fitting-Grease	1
5	32120-72	Ring-Retaining	1
6	256-188	Bushing-Sleeve	1
7	69-5430	Pulley-Idler	1
8	325-8	Screw-HH	1
9	3231-25	Bolt-CARR	2
10	3296-2	Nut-Lock	6
11	94-6762	Bracket-Support	1
12	40-9520	Spacer-Split	2
13	40-0330	Cushion-Rubber	1
14	32122-28	Screw-Truss Hd.	2
15	69-6260	Magnet-Cover	2
16	32105-1	Screw-Machine	4
17	69-6970	Spacer-Idler	1
18	13-4979	Asm-Right Wing Deck (Incl. Ref. #4, 32 & 33)	1
19	323-6	Screw-HH	3
20	69-6900	Shaft-Hinge	1
21	32121-6	Pin-Roll	2
22	32128-21	Nut-HHF	6
23	69-6710	Hinge-Right Rear	1
24	95-3297	Washer-Thrust	2
25	76-1670	Spring-Extension	1
26	32128-23	Nut-HHF	4
27	69-6610	Asm-Idler Arm (Incl. Ref. #6)	1

Ref. No.	Part No.	Description	No. Used
28	69-6690	Hinge-Right Front	1
29	69-6730	Skid	1
30	3233-9	Bolt-CARR	3
31	67-5360	Decal-Danger	1
31	93-7273	Decal-Danger (Europe)	1
32	43-8480	Decal-Danger	1
32	93-7815	Decal-Danger (Europe)	1
33	66-1340	Decal-Danger	1
33	93-7824	Decal-Danger (Europe)	1
34	3-6498	Washer	1
35	3256-69	Washer	2
36	82-4910	Roller	1
37	32121-4	Pin-Roll	2
38	88-9260	Bracket-Roller RH	1
39	323-7	Screw-HH	3
40	5-0838	Washer-Flat	3
41	93-9324	Pivot-Idler	1
42	94-9821	Bar-Guard, Front Wing RH (Europe)	1
43	32104-31	Screw-HH (Europe)	3
44	3296-29	Nut-Lock	2
45	3256-23	Washer-Flat	2
46	98-3038	Bushing-Idler	1
47	32149-1	Nut-Keps	1
48	322-6	Screw-HH	1
*	99-2318	V-Belt	1
*	42-6200	Shim-Cushion	A/R

* Not Illustrated

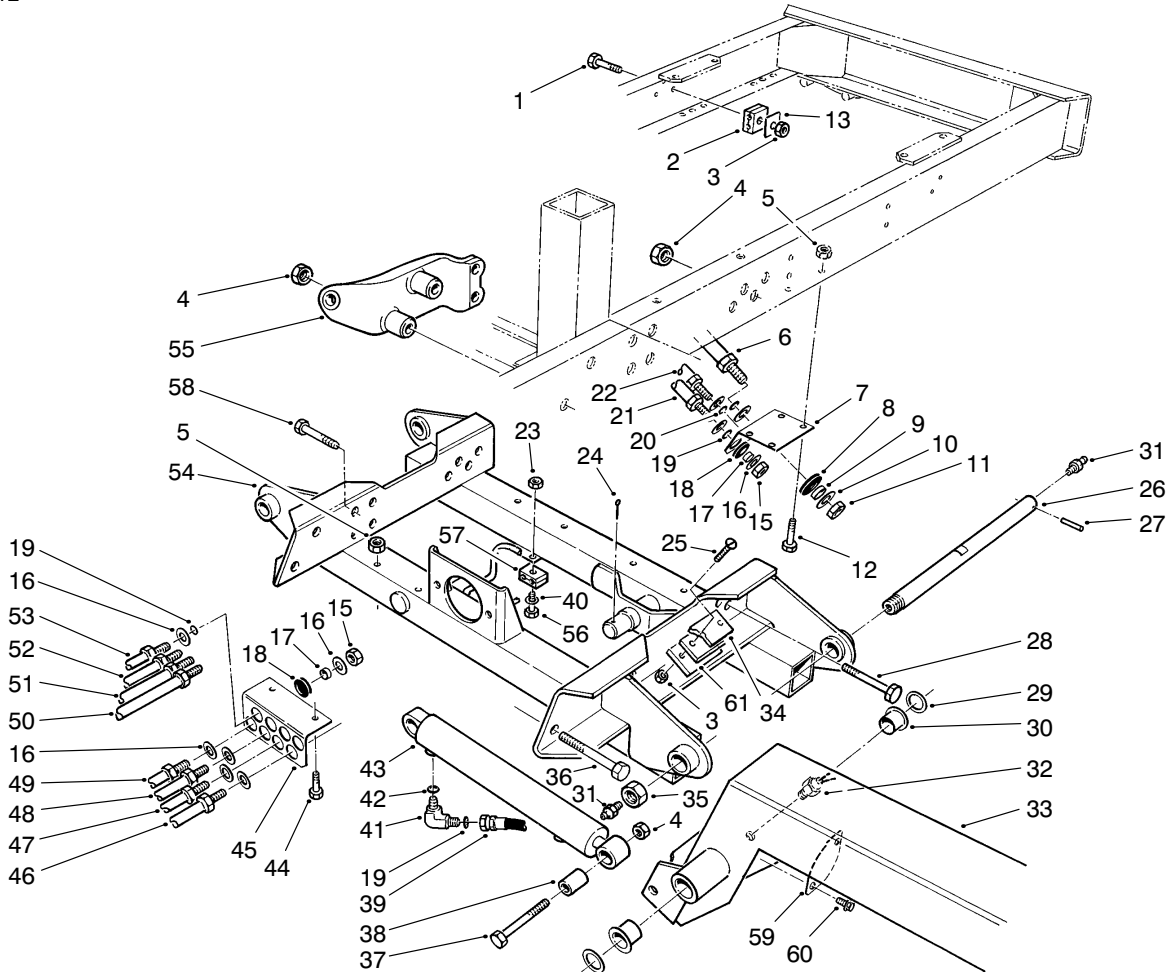


T-0348-1

WING DECK LIFT ASM

Ref. No.	Part No.	Description	No. Used	Ref. No.	Part No.	Description	No. Used
1	322-11	Screw-HH	1	22	69-6180	Tube-Hydraulic LH (Incl. Ref. #20)	1
2	56-7974	Clamp Half-Hydraulic Line	2	*	69-6150	Tube-Hydraulic RH (Incl. Ref. #20)	1
3	32152-1	Nut-Lock	5	23	32152-4	Nut Lock	3
4	32153-6	Nut-Lock	22	24	3272-33	Pin-Cotter	2
5	32152-2	Nut-Lock	6	25	32108-103	Screw-Machine Flat Hd.	4
6	69-6170	Tube-Hydraulic LH (Incl. Ref. #20)	1	26	99-5917	Shaft-Lift Arm Pivot	2
*	69-6140	Tube-Hydraulic RH (Incl. Ref. #20)	1	27	32121-110	Pin-Roll	2
7	69-9450	Bracket-Wing Hose LH	1	28	328-26	Screw-HH	12
*	69-9460	Bracket-Wing Hose RH	1	29	256-304	Washer-Thrust	4
8	240-3	Grommet	4	30	69-6470	Bushing-Flange	4
9	69-9000	Spacer	4	31	302-2	Fitting-Grease	4
10	69-9010	Washer	8	32	72-4310	Switch-Lift	2
11	340-74	Nut-Bulkhead	4	33	93-9926	Asm-Lift Arm LH (Incl. Ref. #30-31)	1
12	323-6	Screw-HH	4	*	93-9925	Asm-Lift Arm RH (Incl. Ref. #30-31)	1
13	69-9761	Plate-Cover	1	34	69-9300	Cushion-Rubber	2
15	340-70	Nut-Bulkhead	10	35	3296-68	Nut Lock	2
16	69-8940	Washer	20	36	328-8	Screw-HH	4
17	69-8970	Spacer	10	37	328-8	Screw-HH	2
18	240-4	Grommet	10	38	69-9190	Bushing-Cylinder	2
19	237-22	O-Ring	14	39	69-5490	Hose-Cylinder	4
20	237-65	O-Ring	4	40	3256-56	Washer-Flat	3
21	69-5980	Tube-Hydraulic LH (Incl. Ref. #19)	1	41	340-77	Fitting-Hydraulic Elbow (Incl. Ref. #19 & 42)	4
*	69-5970	Tube-Hydraulic RH (Incl. Ref #19)	1				

* Not Illustrated



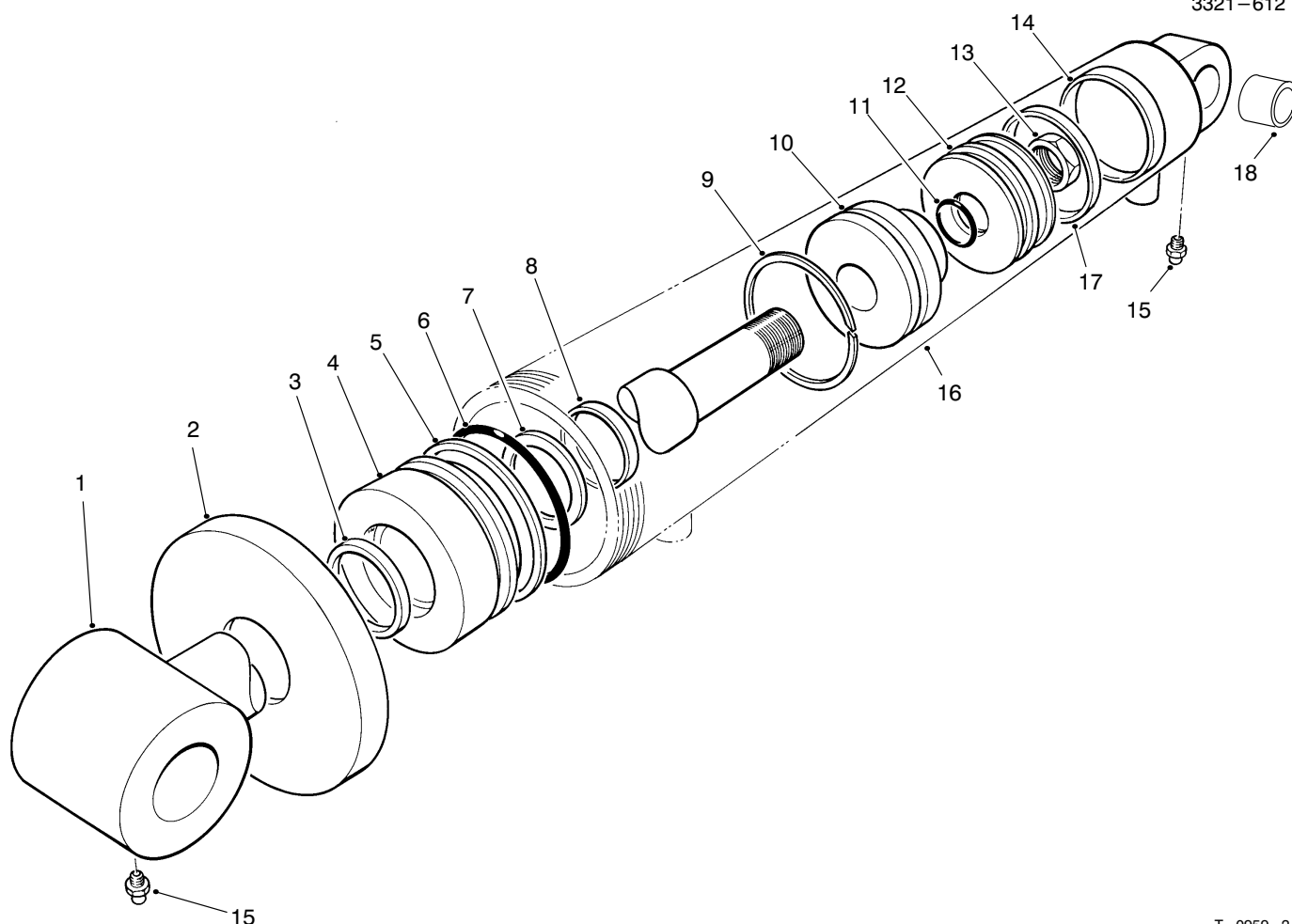
T-0348-1

WING DECK LIFT ASM (Continued)

Ref. No.	Part No.	Description	No. Used
42	237-42	O-Ring	4
43	74-2170	Cylinder-Lift	2
44	323-15	Screw-HH	2
45	74-2680	Bracket-Bulkhead	1
46	69-6030	Tube-Hydraulic (Incl. Ref. #19)	1
47	69-6060	Tube-Hydraulic (Incl. Ref. #19)	1
48	69-6070	Tube-Hydraulic (Incl. Ref. #19)	1
49	69-6000	Tube-Hydraulic (Incl. Ref. #19)	1
50	69-6040	Tube-Hydraulic (Incl. Ref. #19)	1
51	69-6050	Tube-Hydraulic (Incl. Ref. #19)	1

Ref. No.	Part No.	Description	No. Used
52	69-6080	Tube-Hydraulic (Incl. Ref. #19)	1
53	69-5990	Tube-Hydraulic (Incl. Ref. #19)	1
54	69-4400	Carrier-Wing Deck	1
55	69-1580	Anchor-Latch LH	1
*	69-1600	Anchor-Latch RH	1
56	321-9	Screw-HH	3
57	56-7973	Clamp Half-Hydraulic Line	6
58	328-24	Screw-HH	4
59	39-7650	Plate-Cover	2
60	32144-11	Screw-Thread Forming	4
61	93-9922	Spacer	2
*	3290-378	Tie-Cable	3

* Not Illustrated



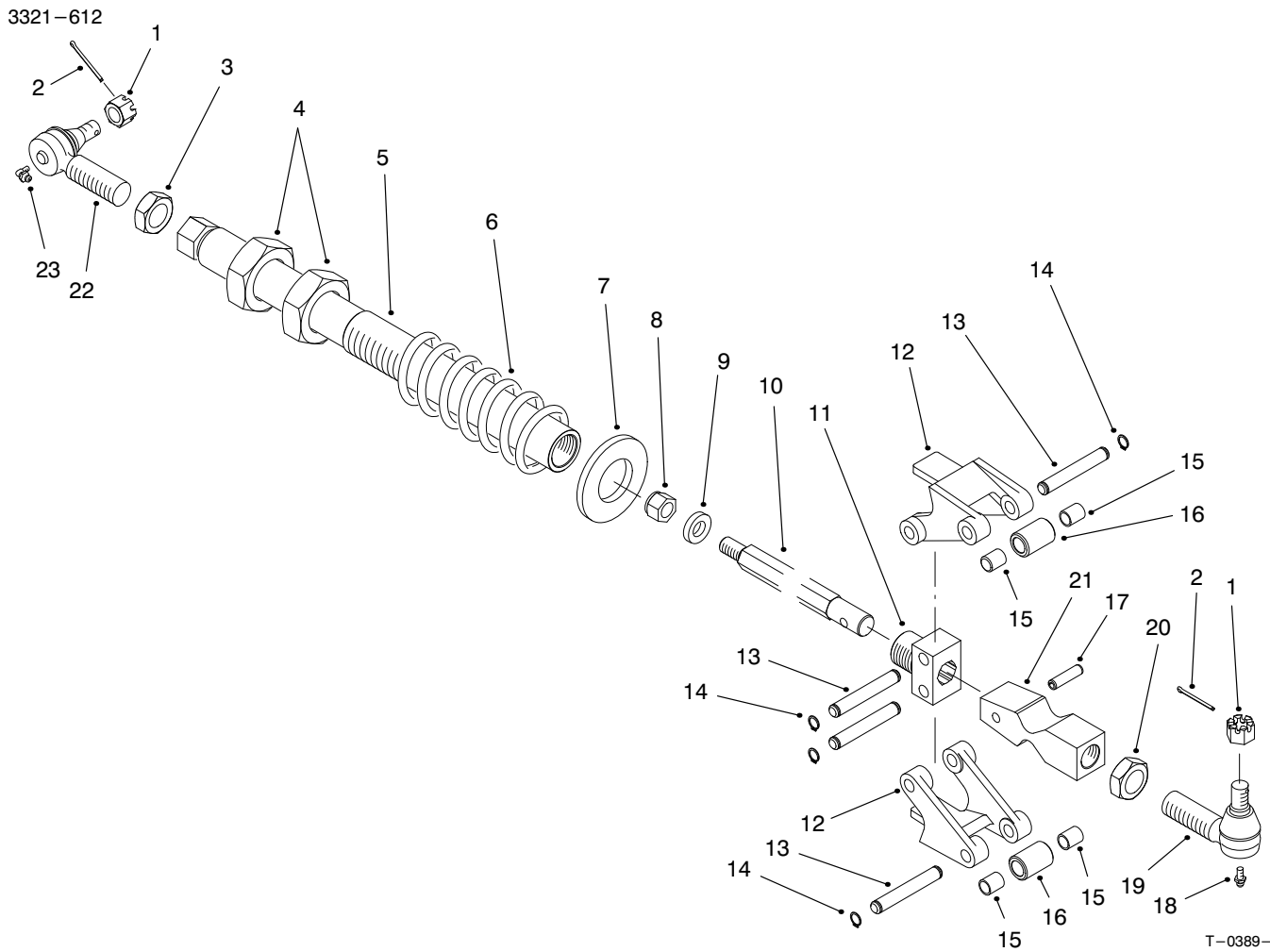
T-0959-2

HYDRAULIC CYLINDER ASM NO. 74-2170

Ref. No.	Part No.	Description	No. Used	Ref. No.	Part No.	Description	No. Used
1	74-2230	Shaft/Clevis	1	12	74-2210	Piston	1
2	74-2220	Collar	1	13	60-9760	Nut-Lock	1
†3		Seal-Dust	1	†14		Ring-Wear	1
4	74-2200	Head	1	15	302-5	Fitting-Grease	2
†5		Ring-Back-Up	1	†16		Barrel/Clevis	1
†6		O-Ring	1	†17		Seal-Uni-Ring	1
†7		Seal-Uni-Ring	1	18	95-1597	Bushing	1
†8		Ring-Wear	1	*	86-7350	Kit-Seal Repair (Incl. Ref. #3, 5-8, 11, 14 & 17)	1
9	74-2180	Ring-Steel	1				
10	74-2190	Cushion	1				
†11		Seal-Uni-Ring	1				

* Not Illustrated

†† Not Serviceable Separately

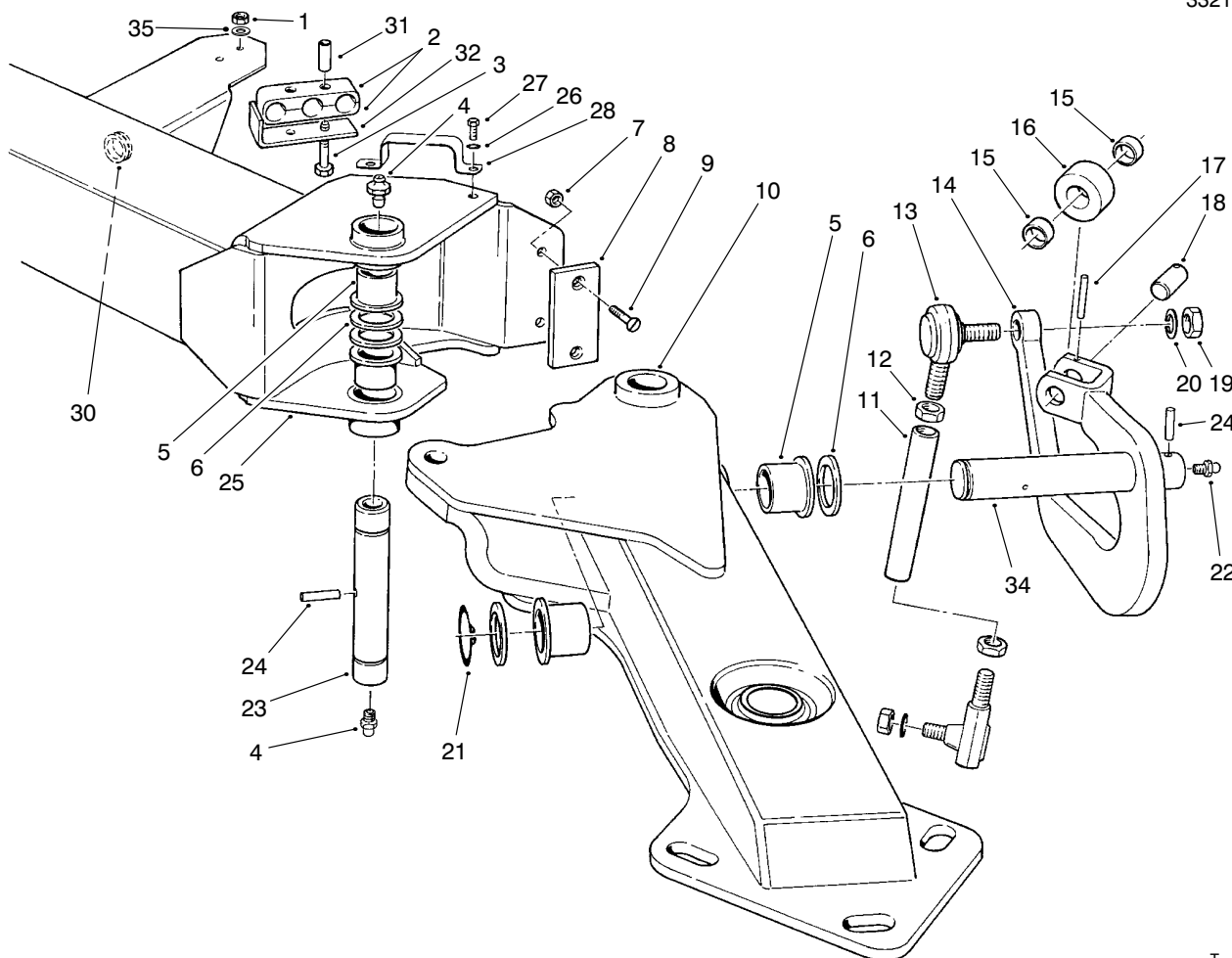


T-0389-2

WING DECK LATCH ASM

Ref. No.	Part No.	Description	No. Used
1	32136-2	Nut-Castle	4
2	3272-12	Pin-Cotter	4
3	21-3001	Nut-Jam LH Thread	2
4	3220-22	Nut-Jam	4
5	69-7210	Tube-Latch	2
6	69-8480	Spring-Compression	2
7	69-9100	Washer-Latch	2
8	3296-41	Nut-Lock	2
9	71-2550	Washer-Latch Shaft	2
10	69-9680	Shaft-Latch	2
11	92-4804	Block-Latch Pivot	2
12	69-1630	Arm-Latch Pivot	4
13	92-4806	Pin-Latch	8

Ref. No.	Part No.	Description	No. Used
14	32120-47	Ring-Retaining	16
15	256-172	Bearing-Sleeve	8
16	92-4094	Roller-Latch	4
17	32121-49	Pin-Roll	2
18	302-5	Fitting-Grease	2
19	86-8100	Joint-Ball (Incl. Ref. #1 & 18)	2
20	21-3000	Nut-Jam	2
21	92-4805	Cam-Spring Trip	2
22	86-8101	Joint-Ball (Incl. Ref. #1 & 23)	2
23	302-40	Fitting-Grease	2



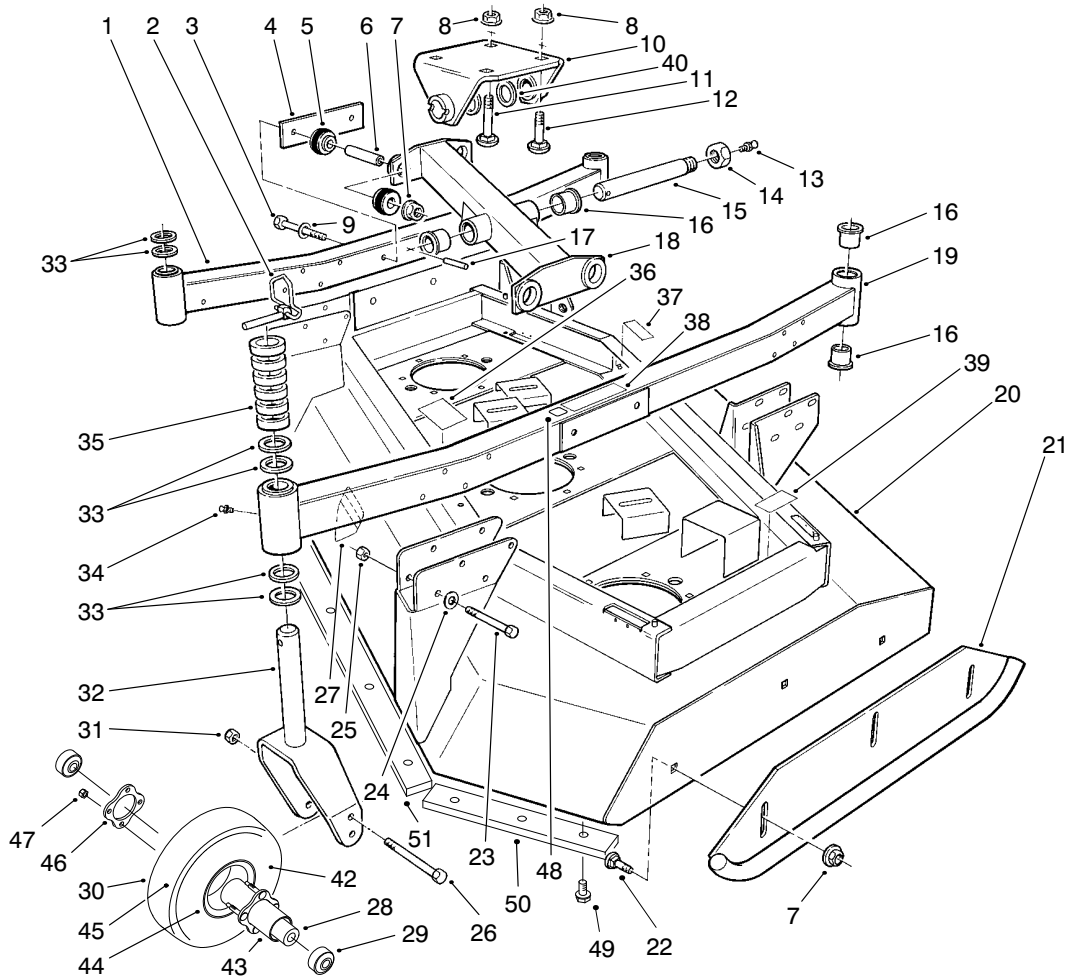
T-0370-5

WING DECK LIFT ARM ASM

Ref. No.	Part No.	Description	No. Used
1	32128-32	Nut-HHF	4
2	74-2710	Clamp Half-Hydraulic Line	4
3	321-15	Screw-HH	4
4	302-2	Fitting-Grease	4
5	69-6470	Bushing-Flange	8
6	256-304	Washer-Thrust	8
7	32152-1	Nut-Lock	4
8	69-9300	Cushion-Rubber	2
9	32108-103	Screw-Machine Flat Hd.	4
10	93-9942	Arm-Outer Lift LH (Incl. Ref. #5)	1
*	93-9941	Arm-Outer Lift RH (Incl. Ref. #5)	1
11	71-2600	Tube-Anti-Sway	2
12	3220-7	Nut-Jam	4
13	2411-40	Joint-Ball	4
14	98-3311	Arm-Anti-Sway LH	1
*	98-3312	Arm-Anti-Sway RH	1
15	256-76	Bushing-Sleeve	4
16	69-9240	Roller-Cam	2

Ref. No.	Part No.	Description	No. Used
17	32121-34	Pin-Roll	2
18	69-9250	Shaft-Roller	2
19	3219-7	Nut-Lock	4
20	3253-9	Washer-Lock	4
21	32151-10	Ring-Retaining	2
22	302-5	Fitting-Grease	2
23	71-2620	Shaft-Lift Arm Elbow	2
24	32121-110	Pin Roll	4
25	93-9926	Asm-Lift Arm LH (Incl. Ref. #5)	1
*	93-9925	Asm-Lift Arm RH (Incl. Ref. #5)	1
26	3254-2	Washer	4
27	322-3	Screw-HH	4
28	93-9928	Clamp-Hose	2
30	93-9912	Grommet	2
31	74-2730	Tube-Clamp	4
32	94-6772	Retainer-Clamp	2
34	82-7900	Shaft-Arm	2
35	3256-22	Washer-Flat	4

* Not Illustrated



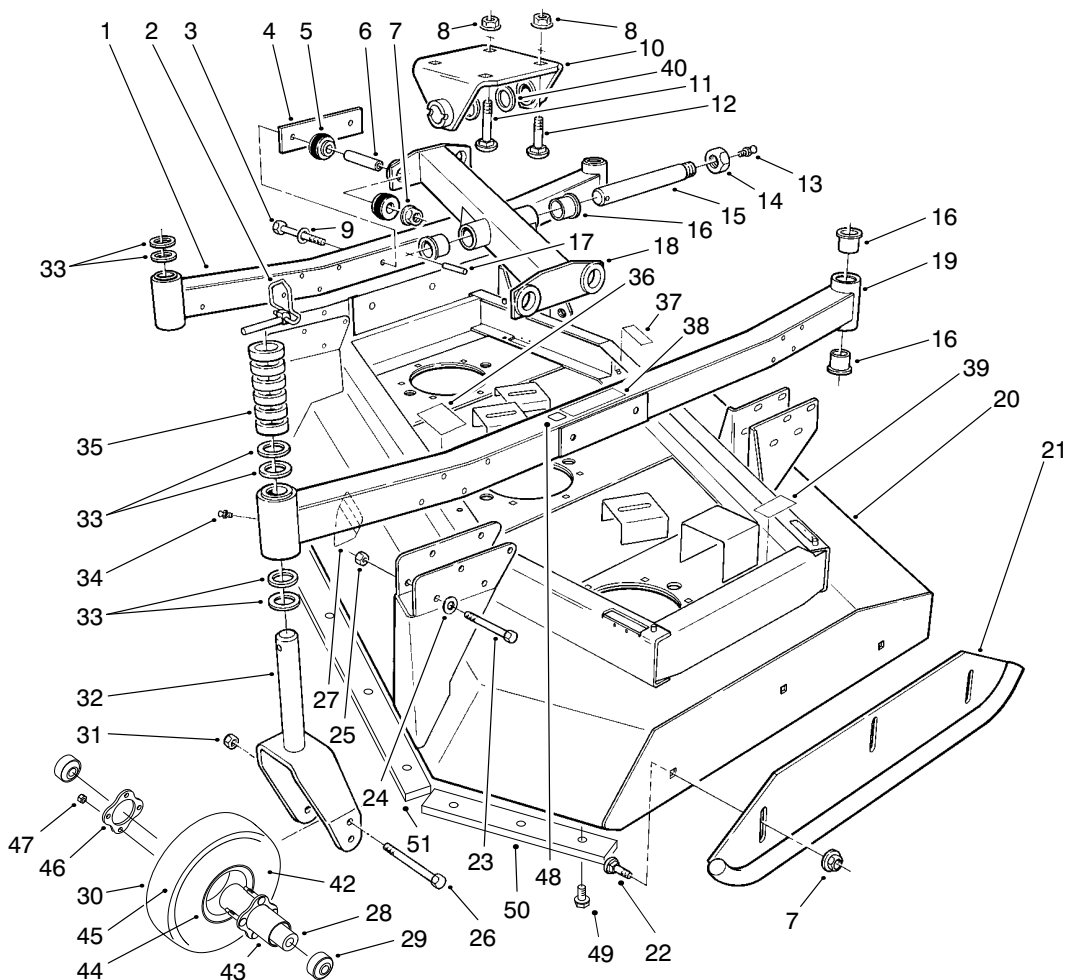
T-0335-5

WING DECK MODEL NO. 30591 LH & 30593 RH

Ref. No.	Part No.	Description	No. Used
1	98-7342	Arm-Inside Castor (Incl. Ref. #16 & 34)	2
2	3290-384	Pin-Lynch	8
3	325-20	Screw-HH	8
4	69-8790	Plate-Reinforcing	2
5	69-9700	Mount-Rubber (Incl. Ref. #6)	8
6		Spacer	8
7	32128-23	Nut-HHF	20
8	32128-45	Nut-HHF	8
9	30-8770	Washer-Flat	8
10	69-7170	Clevis-Deck	2
11	3233-29	Bolt-CARR	2
12	3233-28	Bolt-CARR	6
13	302-2	Fitting-Grease	2
14	3296-68	Nut-Lock	2
15	71-2610	Shaft-Deck Pivot	2
16	69-6470	Bushing-Flange	20
17	32121-110	Pin-Roll	2
18	98-1461	Asm-LH Lift Bar (Incl. Ref. #16)	1
*	98-1462	Asm-RH Lift Bar (Incl. Ref. #16)	1
19	98-7343	Arm-Outside Castor (Incl. Ref. #16, 34 & 38)	2
20	13-5009	Deck-Wing LH (Incl. Ref. #27, 36, 37 & 39)	1

Ref. No.	Part No.	Description	No. Used
*	13-4999	Deck-Wing RH (Incl. Ref. #27, 36, 37 & 39)	1
21	69-6730	Skid	4
22	3233-9	Bolt-CARR	12
23	323-15	Screw-HH	32
24	5-0838	Washer-Flat	32
25	32128-43	Nut-HHF	32
26	327-17	Screw HH	8
27	43-8480	Decal-Danger	2
27	93-7815	Decal-Danger (Europe)	2
28	93-4241	Spacer	8
29	93-4237	Bearing	16
30	93-4240	10" Wheel-Pneumatic (Incl. Ref. #28-29 & 42-47)	8
31	3296-53	Nut-Lock	8
32	98-7300	Fork-Castor	8
33	69-6860	Washer-Thrust	28
34	302-5	Fitting-Grease	8
35	69-1510	Spacer-Castor	48
36	95-0819	Decal-Belt Routing LH	1
*	95-0820	Decal-Belt Routing RH	1
37	66-1340	Decal-Danger	2
37	93-7824	Decal-Danger (Europe)	2
38	95-0818	Decal-Torque	2
39	67-5360	Decal-Danger	4
39	93-7273	Decal-Danger (Europe)	4
40	256-304	Washer-Thrust	4

* Not Illustrated

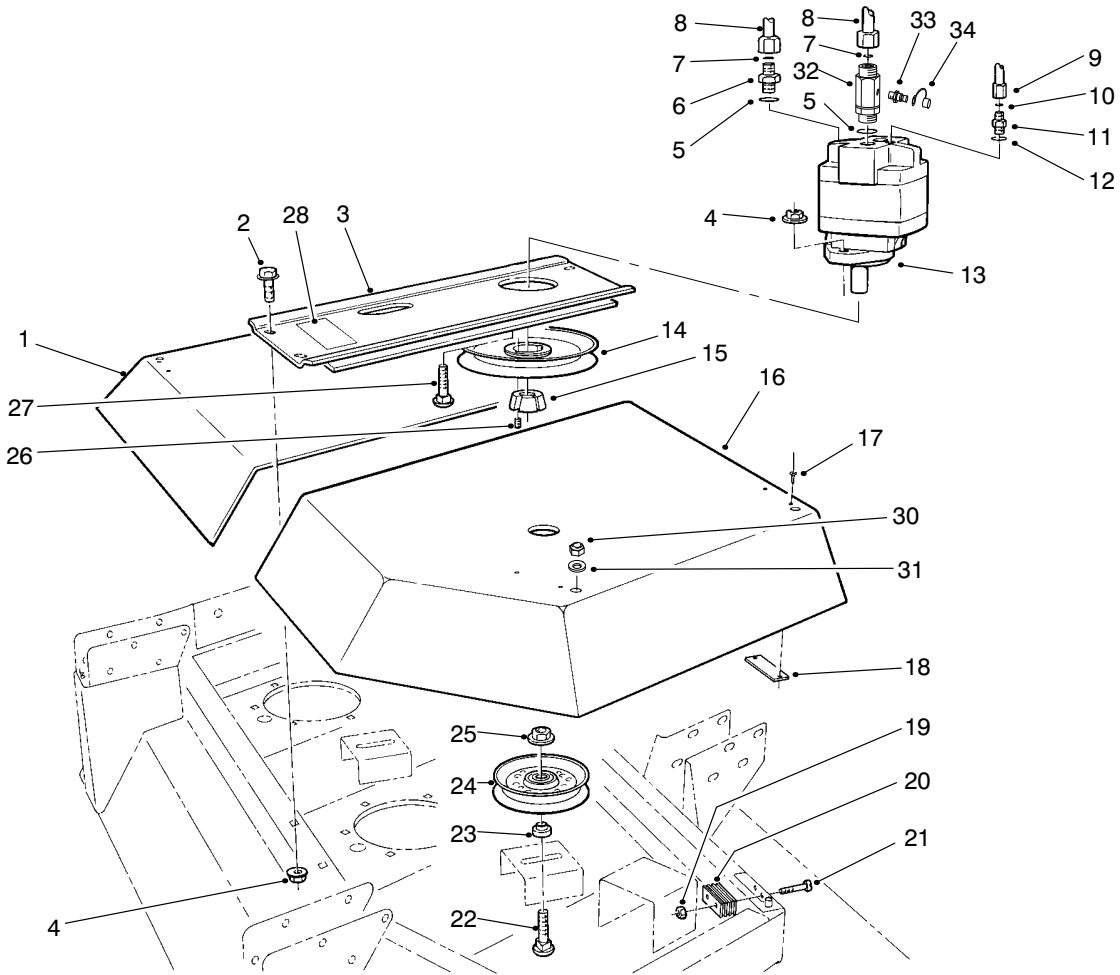


T-0335-5

WING DECK MODEL NO. 30591 LH & 30593 RH (Cont.)

Ref. No.	Part No.	Description	No. Used
42	93-4243	Tire-10"	8
43	93-5980	Hub	8
44	95-2741	Rim-Wheel	16
45	93-4244	Tube-w/Valve	8
46	93-4242	Plate	8
47	32128-16	Nut-HHF	32

Ref. No.	Part No.	Description	No. Used
48	93-7252	Decal-CE	2
49	32104-31	Screw-HH (Europe)	20
50	94-9822	Bar-Guard, Wing Inner (Europe)	2
51	94-9823	Bar-Guard, Wing RH & LH (Europe)	2



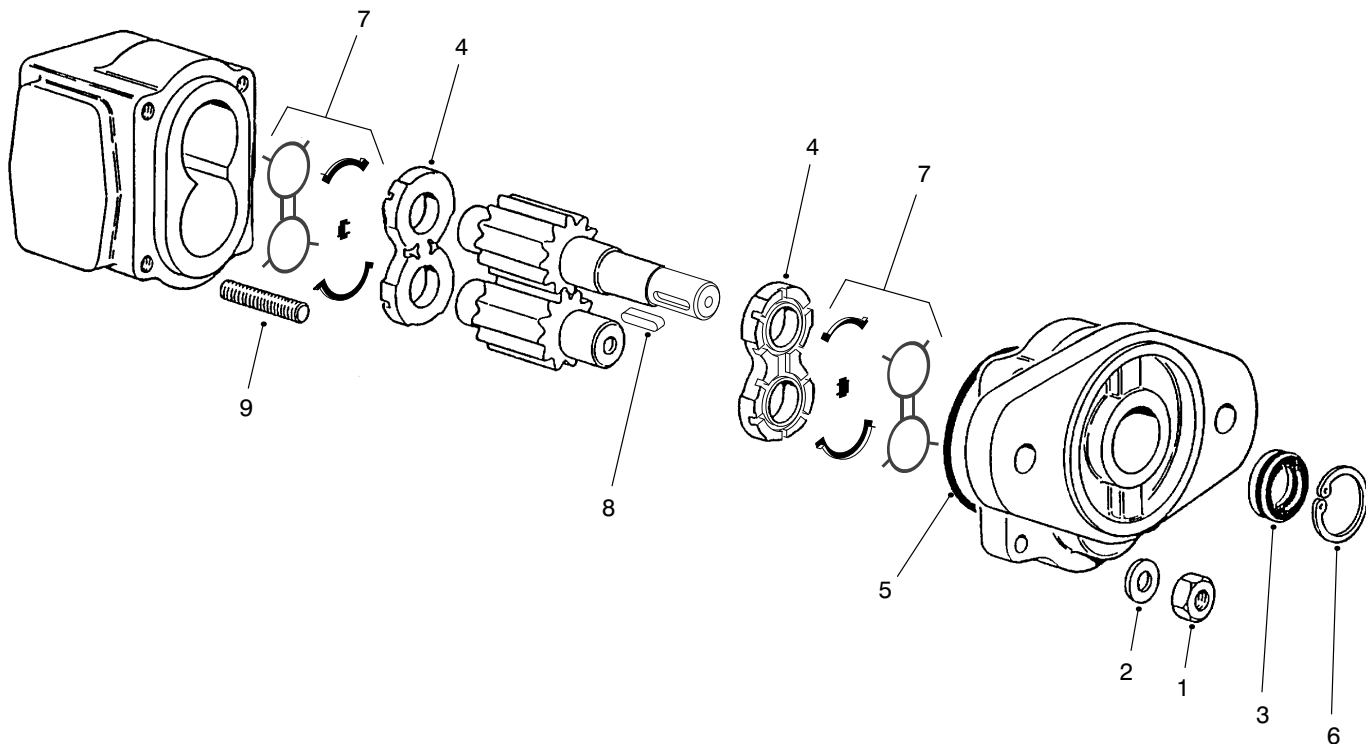
T-0346-4

WING DECK MODEL NO. 30591 LH & 30593 RH DRIVE ASM

Ref. No.	Part No.	Description	No. Used
1	69-6800	Cover-Outer LH	1
*	69-6820	Cover-Outer RH	1
2	3234-12	Screw-HWH	8
3	69-6360	Plate-Motor Mounting LH	1
*	69-6340	Plate-Motor Mounting RH	1
4	32128-21	Nut-HHF	12
5	237-81	O-Ring	4
6	340-8	Fitting-Hydraulic Straight (Incl. Ref. #5 & 7)	2
7	237-65	O-Ring	4
8	93-9918	Asm-Hose, Hydraulic	4
9	93-9917	Asm-Hose, Hydraulic	2
10	237-22	O-Ring	2
11	340-2	Fitting-Hydraulic Straight (Incl. Ref. # 10 & 12)	2
12	237-42	O-Ring	2
13	94-4907	Motor-Hydraulic	2
14	63-0660	Pulley-Wing Deck Drive	2
15	23-1640	Bushing-Taper Lock (Incl. Ref. #26)	2
16	69-6810	Cover-Outer LH	1

Ref. No.	Part No.	Description	No. Used
*	69-6830	Cover-Outer RH	1
17	3269-25	Rivet-Pop	16
18	69-6870	Plate-Magnet	8
19	3296-2	Nut-Lock	16
20	69-6260	Magnet-Cover	8
21	32105-1	Screw-PH	16
22	3233-30	Bolt-CARR	6
23	69-6960	Spacer-Idler	6
24	63-1540	Pulley-Idler	6
25	32128-23	Nut-HHF	6
26		Screw-Set	4
27	3231-28	Bolt-CARR	4
28	95-0845	Decal-Height of Cut	2
30	3296-29	Nut-Lock	4
31	3256-23	Washer-Flat	4
32	99-4442	Fitting	2
33	99-4443	Fitting	2
34	354-79	Cap-Dust	2
*	99-2318	V-Belt	6
*	3290-378	Tie-Cable	24

* Not Illustrated



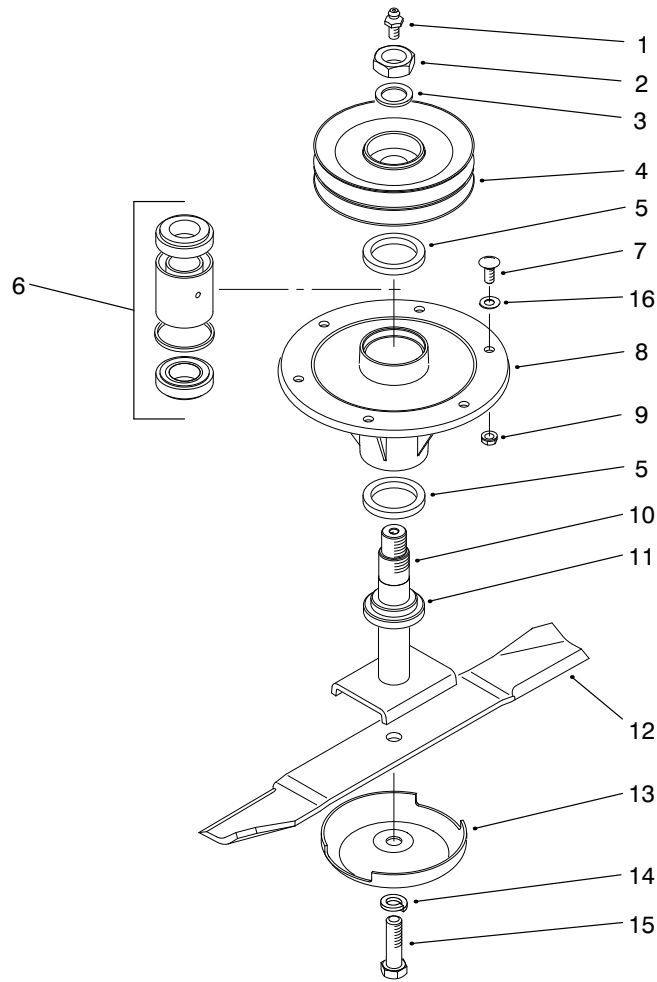
T-2313-2

HYDRAULIC MOTOR ASM NO. 94-4907

Ref. No.	Part No.	Description	No. Used
1	33016-00	Nut-Hex.	4
2	33096-00	Washer-Flat	4
3	94-5391	Seal-Shaft	1
4	94-5390	Plate-Load	2
5		O-Ring	1
6		Ring-Retaining	1

Ref. No.	Part No.	Description	No. Used
7		Seal-Load	2
8	93-7637	Key-Square	1
9	99-5903	Stud	4
*	94-5392	Kit-Seal (Incl. Ref. #3 & 5-8)	1

* Not Illustrated



T-0337-2

SPINDLE ASM

Ref. No.	Part No.	Description	No. Used
1	302-2	Fitting-Grease Str.	1
*	302-10	Fitting-Grease 45° (Used only on wing deck center & inside spindles)	1
2	3296-49	Nut-Lock	1
3	3-8514	Washer	1
4	69-8390	Pulley-Spindle	1
5	253-154	Seal-Wave	2
6	71-2530	Asm-Bearing	1
7	3231-22	Bolt-CARR	6

Ref. No.	Part No.	Description	No. Used
8	69-1530	Housing-Spindle	1
9	32128-21	Nut-HHF	6
10	69-6760	Shaft-Spindle	1
11	92-9800	Spacer-Spindle	1
12	69-6920	Blade-20"	1
13	67-7561	Cup-Anti Scalp	1
14	3253-8	Washer-Lock	1
15	51-4060	Bolt-Blade	1
16	3256-24	Washer-Flat	A/R

* Not Illustrated

TORO PART NUMBER INDEX

Part No.	Description	Pg. No.	Ref. No.	Qty.	Part No.	Description	Pg. No.	Ref. No.	Qty.
3-2858	Disc-Friction	18	2	1	40-9520	Spacer-Split	85	3	2
3-3710	Asm-Tie Rod	77	39	1	40-9520	Spacer-Split	86	12	2
3-6498	Washer	86	34	1	41-8760	Gasket-Pump	37	49	1
3-6498	Washer-Flat	84	58	1	42-1720	Asm-Field Core Coil	9	5	1
3-8514	Washer	96	3	1	42-6200	Shim-Cushion	85	*	A/R
3-8596	Spring-Compression	18	12	1	42-6200	Shim-Cushion	86	*	A/R
5-0838	Washer-Flat	70	14	6	42-7290	Gasket	50	8	1
5-0838	Washer-Flat	82	18	16	42-7420	Cap-Filter, Oil	48	5	1
5-0838	Washer-Flat	92	24	32	43-5130	Nut-Lock	79	14	1
5-0838	Washer-Flat	85	30	3	43-6110	Plate-Clutch	9	9	1
5-0838	Washer-Flat	86	40	3	43-6200	Spring-Compression	9	27	1
5-3177	Washer-Flat	23	7	4	43-6280	Button	13	10	2
5-3637	Spacer-Terminal	22	4	1	43-6280	Button	14	12	2
12-8900	Bolt-Shoulder	36	32	2	43-6320	Collar-Locking	9	10	1
13-4969	Deck-Center	83	41	1	43-6420	Bezel	13	11	2
13-4979	Asm-Right Wing Deck	86	18	1	43-6420	Bezel	14	13	2
13-4989	Deck-Left Wing	85	12	1	43-8480	Decal-Danger	85	24	1
13-4999	Deck-Wing RH	92	*	1	43-8480	Decal-Danger	92	27	2
13-5009	Deck-Wing LH	92	20	1	43-8480	Decal-Danger	86	32	1
13-5069	Arm-Castor LH	82	31	1	43-8480	Decal-Danger	83	40	1
18-2770	Strap-Ground	74	23	1	44-2210	Body-Indicator Light	4	5	1
19-1470	Bolt-Shoulder	83	13	4	44-2210	Kit-Light	14	23	1
20-4360	Tube-Spacer	80	16	2	44-2212	Body-Indicator Light	4	12	2
20-4840	Clamp-Muffler	71	8	2	46-1600	Spacer	4	26	4
20-4840	Clamp-Muffler	45	13	2	46-3380	Bolt-Shoulder	44	23	2
20-4840	Clamp-Tube	25	15	2	46-6560	Bushing	22	21	1
20-9500	Spacer	4	14	2	47-6990	Nut-Hex.	4	9	1
21-0141	Joint-Ball	9	20	1	48-7780	Screw-HH	2	15	2
21-1830	Spring-Extension	7	23	1	48-8070	Washer-Lock	74	29	1
21-2070	Yoke-End	36	8	2	49-6170	Pad-Brake	7	4	1
21-3000	Nut-Jam	90	20	2	49-6171	Pad-Brake Pedal LH	6	19	1
21-3000	Nut-Jam	80	38	2	49-6172	Pad-Brake Pedal RH	6	*	1
21-3001	Nut-Jam LH Thread	90	3	2	51-3150	Shim-Spring	38	60	A/R
23-1640	Bushing-Taper Lock	94	15	2	51-4060	Bolt-Blade	96	15	1
23-1640	Bushing-Taper Lock	83	50	1	51-5060	Gasket	68	1	2
23-2140	Hose-Radiator Vent	44	7	1	51-5060	Gasket	55	5	2
23-2270	Bushing-Rubber	9	15	1	51-5070	Switch	45	56	1
23-7250	Spacer	74	35	1	51-5160	Washer	57	16	4
23-7270	Nut-Lug	77	24	10	51-5210	Nut-Jam	47	5	8
25-2630	Ring Back Up	40	47	1	51-5280	Cap	47	11	8
25-2630	Ring-Back Up	41	63	1	51-5320	Spring-Valve	47	15	8
27-4720	Pin-Pivot, Seat	2	19	1	51-5390	Packing-Connector	65	2	4
28-0380	Spacer	4	35	3	51-5390	Washer-Sealing	68	7	10
28-3580	Ring-Back Up	40	44	1	51-5460	Key-Woodruff	54	4	2
28-3590	O-Ring	40	43	1	51-5460	Key-Woodruff	48	16	1
29-6150	Spring-Leaf	37	43	1	51-5470	Plate-Thrust	48	13	1
29-6163	Switch-Micro	6	13	1	51-5840	Washer-Sealing	65	4	1
29-6170	Asm-Leaf Spring	37	38	1	51-5840	Washer-Sealing	68	8	1
30-8770	Washer-Flat	92	9	8	51-5970	Nut-Lock	50	1	2
30-8770	Washer-Flat	82	32	4	51-5600	Cap-Sealing	49	4	10
31-0390	Washer-Friction	4	15	3	51-8610	Washer-Spring	54	10	4
37-9560	Hose-Fuel	73	1	1	51-6230	Nut	53	9	8
37-9560	Hose-Fuel	22	25	2	51-6300	Pin-Dowel	54	6	2
39-5710	Plug	2	13	21	51-6390	Washer-Spring	50	2	2
39-7593	Temperature Sending Unit	24	15	1	51-6390	Washer-Spring	56	22	1
39-7650	Plate-Cover	88	59	2	51-7210	Gasket	69	7	1
40-0330	Cushion-Rubber	85	4	1	51-7210	Gasket	57	8	1
40-0330	Cushion-Rubber	86	13	1	51-7250	Washer-Spring	58	13	2
40-3890	Trim	2	14	2	51-7250	Washer-Spring	55	27	8
40-4010	Roller	3	1	4	51-7400	Washer-Spring	55	7	1
40-4060	Washer-Rubber	3	26	1	52-9230	Ring-Retaining	5	3	1
40-4070	Washer	3	24	3	52-9240	Bushing-Gland Seal	5	4	1
40-4080	Track-U	3	6	1	52-9250	Kit-Needle Bearing	5	*	1
40-4090	Rivet-Pop	3	5	2	52-9260	Screw-Set	5	1	1
40-4120	Plate-Rubber	3	7	1	52-9270	Seat-Check Ball	5	24	1
40-4150	Roller	3	11	1	52-9280	Ball-Check	5	22	1
40-4160	Guide-Sleeve	3	12	1	52-9290	Retainer-Check Ball	5	21	1
40-4230	Plug	3	17	1	52-9320	Drive	5	15	1
40-4310	Bearing-Thrust Needle	3	25	1	54-8660	Washer	66	5	1
40-4340	Spring-Extension	3	28	1	56-0100	Plug-Taper	49	7	1
40-4350	Spring-Extension	3	29	2	56-0750	Clamp (B)	58	19	3
40-4360	Plate	3	30	1	56-0760	Clamp (A)	58	20	3
40-4370	Bolt	3	31	1	56-7971	Clamp Half-Hydraulic Line	30	26	2
40-4380	Bracket-Release	3	32	2	56-7972	Clamp Half-Hydraulic Line	30	20	4

*Not Illustrated

TORO PART NUMBER INDEX (Cont.)

3321-612

Part No.	Description	Pg. Ref. No. No. Qty.	Part No.	Description	Pg. Ref. No. No. Qty.
56-7973	Clamp Half-Hydraulic Line	30 19 20	60-4070	Bolt-HH	35 14 2
56-7973	Clamp Half-Hydraulic Line	28 44 4	60-5720	O-Ring	20 9 6
56-7973	Clamp Half-Hydraulic Line	88 57 6	60-6450	Disc	20 2 A/R
56-7974	Clamp Half-Hydraulic Line	87 2 2	60-7120	Nut	58 14 1
56-7974	Clamp Half-Hydraulic Line	30 17 2	60-7120	Nut	55 31 8
56-7974	Clamp-Hydraulic Lines	74 31 2	60-7280	Bolt	58 15 1
56-7978	Clamp Half-Hydraulic Line	30 25 12	60-7290	Bolt	5 51 1
56-7978	Clamp Half-Hydraulic Line	24 42 6	60-7420	Cotter-Valve	47 12 16
58-4250	Magnet	42 1 6	60-7430	Seal-Oil	50 6 1
58-5620	Tube-Inner	32 * 2	60-9760	Nut-Lock	81 11 1
58-6290	Asm-Poppet	20 34 3	60-9760	Nut-Lock	89 13 1
58-6310	Spacer	20 28 3	60-9770	Piston	81 10 1
58-6320	Wiper-Seal	20 24 3	61-2790	Filler-Screen	23 34 1
58-6330	Asm-Seat	20 35 3	61-4990	Ring-Retaining	81 3 1
58-6340	O-Ring	20 36 3	62-5550	Decal	4 47 1
58-6350	Asm-Plug	20 11 3	62-6450	Kit-Retaining Ring	35 28 1
58-6370	Washer-Back-Up	20 10 6	62-6460	Sealant-RTV (Tube)	35 * 1
58-6400	Bushing	20 25 3	62-7650	Gasket-Level Sensing Unit	22 1 1
58-6420	Asm-Cap	20 30 3	63-0660	Pulley-Drive	83 51 1
58-6440	Poppet	20 22 1	63-0660	Pulley-Wing Deck Drive	94 14 2
58-6450	O-Ring	20 12 6	63-1540	Pulley-Idler	83 15 3
58-6460	Ring-Retaining	20 29 3	63-1540	Pulley-Idler	94 24 6
58-6470	Washer	20 18 A/R	63-7430	Gauge-Temperature	13 8 1
58-6480	Washer	20 19 A/R	63-8280	Head-Fuel Filter	73 4 1
58-6490	Washer	20 20 A/R	63-8290	Vent-Air	73 5 1
58-6700	Washer	20 26 3	63-8310	Valve-Drain	73 8 1
58-6710	Asm-Plug	20 6 1	63-8360	Key-Ignition	14 11 1
58-6720	O-Ring	20 7 1	66-1340	Decal-Danger	85 23 1
58-6730	Spring	20 27 3	66-1340	Decal-Danger	86 33 1
58-6750	O-Ring	20 17 1	66-1340	Decal-Danger	92 37 2
58-6760	Spring	20 3 3	66-1340	Decal-Danger	84 60 1
58-6770	Plunger-Detent	20 4 3	66-2490	Hold-Down-Battery	74 16 2
58-6780	Asm-Plug	20 1 3	66-2940	Gauge-Fuel	13 25 1
58-6790	O-Ring	20 5 3	66-2950	Hourmeter	13 26 1
59-6730	Race-Bearing	5 7 2	66-3241	Cap-Radiator	44 5 1
59-6740	Bearing-Needle Thrust	5 8 1	66-5310	Pulley-Idler	70 24 1
59-6820	Kit-Centering Spring	5 11 1	66-6140	Decal-TORO	43 27 1
59-6830	Kit-Centering Pin	5 20 1	66-8530	Track-Adjustment	2 3 1
59-7580	Nut-Hex.	26 24 8	66-8800	Relay	74 19 2
59-7590	Washer-Lock	26 12 16	67-2520	Plug-Drain	50 9 1
59-7970	Stud-Threaded	26 23 8	67-4510	Gauge Unit	45 55 1
59-7990	Seal-Gland	26 3 4	67-4660	Bolt-Flange	66 4 1
59-8470	Retainer-Seal	26 4 4	67-5360	Decal-Danger	85 25 1
59-8500	Gear/Shaft-Front Drive	26 17 1	67-5360	Decal-Danger	86 31 1
59-8570	Seal-Shaft	26 22 1	67-5360	Decal-Danger	92 39 4
59-8580	Ring-Retaining	26 21 1	67-7160	Block-Fuse	11 24 4
59-8590	Seal-Shaft	26 20 1	67-7561	Cup-Anti Scalp	96 13 1
59-8600	Gear-Driven	26 9 2	68-6150	Breather	44 50 1
59-8610	Kit-Repair	26 * 1	68-6420	Plug-Drain	52 9 1
60-3780	Kit-Seal	20 * 1	68-6430	Gasket	69 4 1
60-3810	Shaft-Input	35 2 1	68-6430	Gasket	52 8 1
60-3830	Seal-Oil	35 4 1	68-7571	Strip-Sealing	23 24 1
60-3840	Cone-Bearing	35 5 1	68-7572	Strip-Sealing	22 18 1
60-3850	Cup-Bearing	35 6 2	68-8080	Wheel-Steering	4 10 1
60-3860	Bolt-Wheel	35 7 9	69-0030	Spring-Compression	36 30 2
60-3870	Hub	35 8 1	69-0040	Foam-Lower Grille	42 20 1
60-3880	Cone-Bearing	35 9 1	69-0090	Pin-Clevis Engine End	18 * 1
60-3890	Bolt-HH	35 10 6	69-0090	Pin-Throttle	45 51 1
60-3900	Gear-Ring	35 24 1	69-0100	Asm-Frame	28 49 1
60-3910	Washer-Flat	35 11 6	69-0760	Bracket-Arm Rest LH	1 * 1
60-3930	Ring-Retaining	35 25 2	69-0770	Bracket-Arm Rest RH	1 9 1
60-3940	Washer	35 26 2	69-0940	Decal-Caution	30 39 1
60-3950	Spring-Disengage	35 27 1	69-0950	Decal-580D	43 26 2
60-3960	Asm-Primary Carrier	35 15 1	69-1170	Gauge-Sight	23 2 1
60-3970	Gear-Primary Sun	35 13 1	69-1180	Armrest	1 11 2
60-3980	Washer-Thrust	35 12 1	69-1380	Panel-Side RH	43 * 1
60-3990	Washer-Thrust	35 23 1	69-1390	Panel-Side LH	43 12 1
60-4000	Asm-Secondary Carrier	35 20 1	69-1510	Spacer-Caster	82 2 12
60-4010	Plunger-Disengage	35 22 1	69-1510	Spacer-Castor	92 35 48
60-4020	O-Ring	35 21 1	69-1530	Housing-Spindle	96 8 1
60-4030	Bolt-HH	35 17 8	69-1540	Pivot-Spring	80 34 1
60-4040	Plug-Pipe	35 16 1	69-1560	Lever-Lock	4 1 1
60-4050	Cover-Large	35 19 1	69-1580	Anchor-Latch LH	88 55 1
60-4060	Cover-Disengage	35 18 1	69-1600	Anchor-Latch RH	88 * 1

*Not Illustrated

TORO PART NUMBER INDEX (Cont.)

Part No.	Description	Pg. No.	Ref. No.	Qty.	Part No.	Description	Pg. No.	Ref. No.	Qty.
69-1610	Adapter-Suction Hose	23	8	1	69-2570	Head	81	4	1
69-1630	Arm-Latch Pivot	90	12	4	69-2580	Shaft w/clevis	81	1	1
69-1650	Screen-Suction	23	17	1	69-2640	Asm-Master Cylinder	7	9	1
69-1670	Cooler-Oil	44	32	1	69-2650	Boot-Rod	8	1	1
69-1700	Asm-Hydraulic Filter	24	19	1	69-2660	Ring-Retaining	8	2	1
69-1710	Indicator-Filter	24	25	1	69-2730	Asm-Piston	8	*	1
69-1720	Element-Filter	24	21	1	69-2740	Bail-Cover	8	12	1
69-1730	Asm-Planetary Gear Drive	32	32	2	69-2750	Cover-Reservoir	8	9	1
69-1740	Spindle	35	3	1	69-2760	Gasket-Diaphragm	8	10	1
69-1750	Asm-Fuel Filter	73	*	1	69-2770	Seat-Tube	8	11	1
69-1760	Sensor-Water	73	9	1	69-2960	Hub-Rear Wheel	77	19	2
69-1770	Element-Spin-On	73	11	1	69-2970	Cap-Hub	77	27	2
69-1780	Asm-Lift Valve	19	2	1	69-2980	Seal-Inner	77	32	2
69-1790	Plunger	20	37	2	69-2990	Screw-Drive	77	18	10
69-1800	Asm-Plug	20	32	3	69-3010	Strap-Hold Down	43	6	4
69-1810	Spring	20	33	3	69-3020	Handle-Latch	42	16	2
69-1820	Spring-Black	20	21	1	69-3020	Latch	44	20	8
69-1830	Asm-Plug	20	16	1	69-3030	Strike-Latch	42	13	8
69-1840	Plunger	20	31	1	69-3050	Motor-Hydraulic Wheel	32	44	2
69-1860	Gerotor	5	16	1	69-3070	Washer-Lock	41	62	10
69-1880	Spacer	5	17	1	69-3070	Washer-Plain	34	2	10
69-1940	Indicator-Electrical	71	27	1	69-3080	Plug	41	60	4
69-1980	Nut-Jam	79	16	1	69-3120	Plug	41	95	1
69-2050	Asm-Hydraulic Pump	25	8	1	69-3130	Plug	40	9	1
69-2050	Pump-Gear, Double	45	8	1	69-3130	Plug-Hole	34	33	1
69-2060	Asm-Shaft End Cover	26	18	1	69-3140	Bracket-Lifting	41	58	1
69-2070	Plate-Flex	26	5	4	69-3150	Screw-HH	34	1	10
69-2080	Asm-Center Section	26	7	2	69-3150	Screw-HH	41	61	10
69-2090	Gear/Shaft-Rear Drive	26	8	1	69-3170	Ring-Retaining	34	19	2
69-2100	Asm-Rear Cover	26	11	1	69-3170	Ring-Retaining	40	31	2
69-2110	Coupling	26	1	1	69-3180	Shaft Pump	40	37	1
69-2120	O-Ring	26	10	2	69-3190	Seal-Lip	34	18	1
69-2130	Plug	26	19	1	69-3190	Seal-Lip	40	30	1
69-2140	Screw-HH	26	14	4	69-3200	Ring-Retaining	34	17	2
69-2150	Screw-HH	26	13	4	69-3200	Ring-Retaining	40	29	2
69-2160	Asm-Port Section	26	16	1	69-3210	Bearing-Ball	34	20	1
69-2170	Asm-Adapter Section	26	2	1	69-3210	Bearing-Ball	40	32	1
69-2200	O-Ring	26	6	2	69-3220	Screw	40	28	1
69-2210	O-Ring	26	15	1	69-3230	Pin-Spring	40	12	1
69-2220	Pump/Valve	37	52	1	69-3230	Pin-Spring	34	32	1
69-2230	Asm-Flow Divider	39	30	1	69-3240	Bearing-Journal	40	25	2
69-2240	Screw	39	32	4	69-3250	Swashplate-Variable	40	24	1
69-2250	Bearing-Sleeve	39	20	4	69-3370	Bearing-Needle	40	13	1
69-2260	Seal-Load	39	17	1	69-3370	Bearing-Needle	34	31	1
69-2270	Seal-Pre-Load	39	18	1	69-3390	Asm-Gerotor	41	89	1
69-2280	Shaft/Gear-Idler	39	15	1	69-3400	Screw-HH	41	83	3
69-2290	Shaft/Gear-Drive	39	28	1	69-3410	Adapter-A Flange	41	85	1
69-2300	Ring-Retaining	39	26	1	69-3420	Ring-Temper Load	41	86	1
69-2310	Seal-Shaft	39	27	1	69-3430	Key-Woodruff	41	84	1
69-2320	Plate-Wear	39	16	1	69-3440	O-Ring	41	87	1
69-2330	Asm-Body	39	21	1	69-3450	Pin	34	30	1
69-2340	Pin-Dowel	39	14	2	69-3450	Pin	40	41	1
69-2350	Ring-Sealing	39	19	1	69-3460	Plug Expansion	41	80	1
69-2360	Screw	39	23	4	69-3470	Pin	40	36	1
69-2370	Washer	39	22	4	69-3500	Bearing-Sleeve	34	13	1
69-2380	Screw	39	24	4	69-3500	Sleeve-Bearing	40	34	1
69-2390	Washer	39	25	4	69-3510	Pin	34	14	1
69-2400	O-Ring	39	29	1	69-3510	Pin	40	35	1
69-2410	Plug	39	1	2	69-3520	Pin-Spring	34	23	2
69-2420	O-Ring	39	2	2	69-3540	Cover-Gerotor	41	88	1
69-2430	Spring-Compression	39	5	1	69-3550	Pin	41	81	1
69-2440	Orifice	39	4	1	69-3560	O-Ring	34	38	2
69-2450	Piston	39	3	1	69-3560	O-Ring	41	55	2
69-2460	Cap	39	6	1	69-3570	Ring-Piston	34	39	2
69-2470	Gasket-Cap	39	7	1	69-3570	Ring-Piston	41	56	2
69-2480	Screw-Set	39	8	1	69-3580	Guide-Spring	40	8	1
69-2490	Spring-Compression	39	9	1	69-3590	Ring-Retaining	40	7	1
69-2500	Poppet	39	10	1	69-3600	Nut-Hex.	40	6	1
69-2510	Seat	39	11	1	69-3610	Nut-Jam	40	5	1
69-2520	Plug-Pipe	39	31	1	69-3620	Cover-Servo Adjustment	40	1	1
69-2530	O-Ring	39	12	1	69-3630	Nut Special	40	2	1
69-2540	Asm-Cover	39	13	1	69-3640	Cover-Servo	40	3	1
69-2550	Kit-Repair, Pump	39	*	1	69-3650	Piston-Servo	40	53	1
69-2560	Kit-Repair, Pump & Divider	39	*	1	69-3660	Screw-Special	41	91	1

*Not Illustrated

TORO PART NUMBER INDEX (Cont.)

3321-612

Part No.	Description	Pg. Ref. No. No. Qty.	Part No.	Description	Pg. Ref. No. No. Qty.
69-3670	Spring-Compression	41 93 1	69-5720	Tube-Hydraulic	19 17 1
69-3680	Stop-Servo	41 92 1	69-5730	Tube-Hydraulic	21 33 1
69-3690	Bearing	41 54 2	69-5740	Tube-Hydraulic	19 19 1
69-3700	Guide-Spring	41 90 1	69-5790	Tube-Hydraulic	27 37 1
69-3710	Gasket-Servo	40 4 2	69-5800	Tube-Hydraulic	23 20 1
69-3710	Gasket-Servo Cover	34 41 2	69-5800	Tube-Hydraulic	30 28 1
69-3720	Cover Servo	41 57 1	69-5810	Tube-Hydraulic Return	28 * 1
69-3720	Cover-Servo	34 43 2	69-5820	Tube-Hydraulic	21 31 1
69-3730	Valve-Relief	41 78 2	69-5830	Tube-Hydraulic	21 32 1
69-3740	Spring-Compression	41 72 2	69-5850	Tube-Hydraulic	21 18 1
69-3750	O-Ring	41 77 2	69-5860	Tube-Hydraulic	19 16 1
69-3760	Plug-Special	41 71 2	69-5860	Tube-Hydraulic	21 34 1
69-3770	Shim	41 69 1	69-5870	Tube-Hydraulic	19 22 1
69-3780	Plug	41 67 1	69-5870	Tube-Hydraulic	21 28 1
69-3790	Spring Compression	41 70 1	69-5890	Tube-Hydraulic	21 5 1
69-3800	Valve	41 65 1	69-5890	Tube-Hydraulic	19 21 1
69-3810	Valve-By Pass	41 66 1	69-5900	Tube-Hydraulic	44 31 1
69-3820	Sleeve-Control Valve	40 42 1	69-5910	Tube-Hyd. Diagnostic	29 6 1
69-3830	Spool-Rotary Valve	40 46 1	69-5910	Tube-Hydraulic	21 19 1
69-3840	O-Ring	40 52 1	69-5920	Tube-Diagnostic	29 8 1
69-3860	Screw-HFH	40 49 1	69-5920	Tube-Hydraulic	21 37 1
69-3870	Handle-Control Valve	40 50 1	69-5930	Tube-Hydraulic RH	32 * 1
69-3880	Spring-Neutral Return	40 45 1	69-5940	Tube-Hydraulic LH	32 2 1
69-3890	Bracket-Neutral Return	40 48 1	69-5950	Tube-Hydraulic	24 32 1
69-3900	Washer	40 51 1	69-5950	Tube-Hydraulic	28 57 1
69-3910	Asm-Cylinder Block	40 39 1	69-5970	Tube-Hydraulic RH	87 * 1
69-3910	Kit-Cylinder Block	34 27 1	69-5980	Tube-Hydraulic LH	87 21 1
69-3920	Kit-Piston Ring & O-Ring	34 * 1	69-5990	Tube-Hydraulic	24 12 1
69-3940	Plug	34 29 1	69-5990	Tube-Hydraulic	88 53 1
69-3950	Shaft-Motor	34 25 1	69-6000	Tube-Hydraulic	24 11 1
69-3960	Screw	34 21 1	69-6000	Tube-Hydraulic	88 49 1
69-3970	Bearing-Journal	34 22 2	69-6010	Tube-Hydraulic	78 50 1
69-3980	Swashplate-Variable	34 24 1	69-6020	Tube-Hydraulic	78 51 1
69-3990	Plate-Motor Valve	34 28 1	69-6030	Tube-Hydraulic	27 35 1
69-4020	Piston-Servo	34 37 1	69-6030	Tube-Hydraulic	88 46 1
69-4030	Spring-Servo	34 40 1	69-6040	Tube-Hydraulic	27 34 1
69-4040	Stop-Servo Piston	34 42 1	69-6040	Tube-Hydraulic	88 50 1
69-4070	Manifold-Counter Balance	21 14 1	69-6050	Tube-Hydraulic	27 33 1
69-4130	Plug-Orifice .047mm	21 39 2	69-6050	Tube-Hydraulic	88 51 1
69-4140	Plug-Orifice .120mm	21 38 1	69-6060	Tube-Hydraulic	27 38 1
69-4220	Plug-Orifice	76 47 1	69-6060	Tube-Hydraulic	88 47 1
69-4280	Tube-Hydraulic Vent	23 33 1	69-6070	Tube-Hydraulic	30 36 1
69-4320	Fitting-Hydraulic 90°	83 8 1	69-6070	Tube-Hydraulic	88 48 1
69-4400	Carrier-Wing Deck	88 54 1	69-6080	Tube-Hydraulic	30 35 1
69-4780	Clamp-Gauge	13 23 2	69-6080	Tube-Hydraulic	88 52 1
69-5410	Manifold-Return	24 10 1	69-6100	Tube-Hydraulic Pressure	28 50 1
69-5430	Pulley-Idler	86 7 1	69-6140	Tube-Hydraulic	75 45 1
69-5430	Pulley-Idler	83 25 1	69-6140	Tube-Hydraulic RH	87 * 1
69-5440	Hose-Hydraulic	80 12 3	69-6150	Tube-Hydraulic	75 46 1
69-5440	Hose-Hydraulic	24 30 1	69-6150	Tube-Hydraulic RH	87 * 1
69-5440	Hose-Hydraulic	38 58 1	69-6160	Tube-Hydraulic	75 11 1
69-5450	Hose-Hydraulic	38 56 1	69-6170	Tube-Hydraulic	75 21 1
69-5460	Hose-Hydraulic	24 14 1	69-6170	Tube-Hydraulic LH	87 6 1
69-5460	Hose-Hydraulic	37 18 1	69-6180	Tube-Hydraulic	75 20 1
69-5470	Hose-Hydraulic	27 16 1	69-6180	Tube-Hydraulic LH	87 22 1
69-5470	Hose-Hydraulic	38 57 1	69-6190	Tube-Hydraulic	27 23 1
69-5480	Hose-Hydraulic	27 17 1	69-6200	Tube-Hydraulic	27 22 1
69-5480	Hose-Hydraulic	38 59 1	69-6260	Magnet	11 6 1
69-5490	Hose-Cylinder	87 39 4	69-6260	Magnet-Cover	85 15 2
69-5500	Hose-Hydraulic	4 33 4	69-6260	Magnet-Cover	86 15 2
69-5510	Hose-Hydraulic	77 1 4	69-6260	Magnet-Cover	94 20 8
69-5600	Hose-Hydraulic	75 9 1	69-6260	Magnet-Cover	83 32 4
69-5610	Hose-Hydraulic	75 17 1	69-6340	Plate-Motor Mounting RH	94 * 1
69-5620	Hose-Hydraulic	44 29 1	69-6360	Plate-Motor Mounting LH	94 3 1
69-5640	Hose-Hydraulic	25 12 2	69-6390	Plate-Gearbox	84 52 1
69-5640	Hose-Suction	45 11 3	69-6470	Bushing-Flange	91 5 8
69-5640	Hose-Suction	23 12 1	69-6470	Bushing-Flange	77 6 6
69-5650	Hose-Hydraulic	24 18 1	69-6470	Bushing-Flange	92 16 20
69-5650	Hose-Hydraulic	37 22 1	69-6470	Bushing-Flange	82 26 4
69-5670	Cable-Brake	6 22 2	69-6470	Bushing-Flange	80 29 4
69-5680	Tube-Hydraulic	21 9 1	69-6470	Bushing-Flange	87 30 4
69-5680	Tube-Hydraulic	19 20 1	69-6550	Arm-Tension	83 38 1
69-5700	Tube-Hydraulic	19 18 1	69-6610	Arm-Idler	83 23 1
69-5710	Tube-Hydraulic	21 20 1	69-6610	Asm-Idler Arm	86 27 1

*Not Illustrated

TORO PART NUMBER INDEX (Cont.)

Part No.	Description	Pg. No.	Ref. No.	Qty.	Part No.	Description	Pg. No.	Ref. No.	Qty.
69-6640	Hinge-Left Front	85	13	1	69-8750	Arm-Brake	7	1	1
69-6670	Hinge-Left Rear	85	17	1	69-8790	Plate-Reinforcing	82	4	2
69-6690	Hinge-Right Front	86	28	1	69-8790	Plate-Reinforcing	92	4	2
69-6710	Hinge-Right Rear	86	23	1	69-8860	Arm-Castor RH	82	7	1
69-6730	Skid	85	7	1	69-8890	Cap-Spindle	77	13	2
69-6730	Skid	92	21	4	69-8900	Spacer	28	52	2
69-6730	Skid	86	29	1	69-8910	Washer	36	3	2
69-6760	Shaft-Spindle	96	10	1	69-8910	Washer	28	51	4
69-6780	Cover-Center Left	83	30	1	69-8920	Washer	30	4	4
69-6790	Cover-Center Right	84	54	1	69-8930	Washer	27	26	4
69-6800	Cover-Inner LH	94	1	1	69-8940	Washer	27	5	12
69-6810	Cover-Outer LH	94	16	1	69-8940	Washer	87	16	20
69-6820	Cover-Inner RH	94	*	1	69-8950	Spacer	30	5	2
69-6830	Cover-Outer RH	94	*	1	69-8960	Spacer	27	27	2
69-6840	Cover-Right Wing	86	2	1	69-8970	Spacer	87	17	10
69-6850	Cover-Left Wing	85	22	1	69-8970	Spacer	27	31	6
69-6860	Washer-Castor	82	25	8	69-8980	Washer	30	30	8
69-6860	Washer-Thrust	92	33	28	69-8990	Spacer	30	33	4
69-6870	Plate-Magnet	86	3	2	69-9000	Spacer	87	9	4
69-6870	Plate-Magnet	94	18	8	69-9010	Washer	87	10	8
69-6870	Plate-Magnet	85	21	2	69-9020	Nut-Special	37	26	1
69-6870	Plate-Magnet	83	31	4	69-9030	Post-Neutral Device	9	14	1
69-6900	Shaft-Hinge	85	14	1	69-9040	Cam-Neutral Device	37	31	1
69-6900	Shaft-Hinge	86	20	1	69-9050	Bar-Neutral Device	37	45	1
69-6920	Blade-20"	96	12	1	69-9100	Washer-Latch	90	7	2
69-6960	Spacer-Idler	83	14	4	69-9120	Rod-Hood Prop	74	5	1
69-6960	Spacer-Idler	94	23	6	69-9130	Bracket-Throttle	18	11	1
69-6970	Spacer-Idler	86	17	1	69-9140	Link-Valve Lever	19	6	3
69-6970	Spacer-Idler	83	26	1	69-9150	Shaft-Valve Lever	19	9	1
69-6980	Valve-Check	4	38	1	69-9180	Pin-Cylinder	80	17	2
69-6990	Lever-Valve Mid.	19	*	1	69-9190	Bushing-Cylinder	87	38	2
69-7000	Lever-Valve RH	19	*	1	69-9200	Pin-Brake Pawl	6	8	1
69-7010	Lever-Valve LH	19	5	1	69-9210	Lever-Brake Latch	6	4	1
69-7040	Holder-Cup	11	13	1	69-9220	Bracket-Suction Tube	45	16	2
69-7100	Support-Radiator Lower	44	24	1	69-9220	Support-Tube Clamp	25	17	2
69-7120	Grille-Upper	42	27	1	69-9230	Shaft-Steering Pivot	4	2	1
69-7150	Grille-Lower	42	23	1	69-9240	Roller-Cam	91	16	2
69-7170	Clevis-Deck	92	10	2	69-9250	Shaft-Roller	91	18	2
69-7210	Tube-Latch	90	5	2	69-9260	Pin-Clevis	82	29	2
69-7290	Mount-Ball Joint	82	5	2	69-9290	Pad-Bumper	83	17	2
69-7420	Axle-Rear	77	16	1	69-9300	Cushion-Rubber	91	8	2
69-7650	Pedal-Traction	9	24	1	69-9300	Cushion-Rubber	87	34	2
69-7700	Pedal-Brake	7	3	1	69-9300	Cushion-Rubber	28	41	2
69-7700	Pedal-Brake	6	20	2	69-9310	Plate-Lever	14	20	1
69-7720	Pawl-Brake	6	7	1	69-9330	Cover	30	1	1
69-7740	Support-Steering Gear	4	21	1	69-9340	Rod-Brake	7	15	1
69-7760	Link-Steering Gear	4	19	1	69-9350	Bracket-Hood Prop Rod	74	2	1
69-7790	Pin-Brake Arm	6	11	1	69-9390	Shaft-Pedal	9	11	1
69-7810	Bracket-Valve	19	11	1	69-9420	Muffler-Exhaust	71	7	7
69-7840	Mount-Brake Arm	6	16	1	69-9430	Foam-Tool Box	10	4	1
69-7880	Arm-Brake LH	6	23	1	69-9440	Panel-Steering Tower	4	4	1
69-7890	Arm-Brake RH	6	2	1	69-9450	Bracket-Wing Hose LH	87	7	1
69-7920	Support-Lift Arm LH	80	27	2	69-9460	Bracket-Wing Hose RH	87	*	1
69-7940	Support-Lift Arm RH	80	4	2	69-9470	Cover-Access	28	63	1
69-7960	Support-Axle	77	12	2	69-9480	Bracket-Neutral Device	37	28	1
69-8040	Arm-Throttle	18	4	1	69-9520	Panel-Rear	43	9	1
69-8080	Cover-Tool Box	10	3	1	69-9540	Bracket-Steering Gear	4	18	1
69-8110	Box-Tool	10	5	1	69-9560	Housing-Control	11	1	1
69-8160	Tower-Steering	4	31	1	69-9570	Asm-Front Lift Arm, RH	80	43	1
69-8210	Support-Cover	11	26	1	69-9580	Asm-Front Lift Arm, LH	80	39	1
69-8230	Bracket-Trim LH	43	17	1	69-9650	Screen-Cowl	42	9	2
69-8250	Bracket-Trim R.H	43	20	1	69-9680	Shaft-Latch	90	10	2
69-8290	Frame-Battery	74	33	1	69-9700	Mount-Rubber	92	5	8
69-8390	Pulley-Spindle	96	4	1	69-9710	Nut-Lock	71	6	3
69-8440	Hose-Hydraulic	80	9	1	69-9720	Strip-Sealing	42	28	2
69-8440	Hose-Hydraulic	24	31	1	69-9721	Strip-Sealing	42	18	3
69-8450	Hose-Hydraulic	44	30	1	69-9722	Trim-Sealing	42	35	1
69-8470	Spring-Torsion	80	32	1	69-9723	Seal-Hood Bottom	43	15	2
69-8480	Spring-Compression	90	6	2	69-9724	Seal-Hood Front	43	29	1
69-8490	Bracket-Throttle Cable	45	30	1	69-9730	Switch-Toggle	14	18	1
69-8500	Shim-Hinge Bracket	43	21	6	69-9740	Switch-Toggle	14	14	1
69-8510	Cover-Steering Tower	4	41	1	69-9760	Plate-Cover	30	10	3
69-8590	Support-Radiator Upper	44	2	1	69-9761	Plate-Clamp	74	36	1
69-8690	Support-Grille	42	15	1	69-9761	Plate-Cover	87	13	1

*Not Illustrated

TORO PART NUMBER INDEX (Cont.)

3321-612

Part No.	Description	Pg. No.	Ref. No.	Qty.	Part No.	Description	Pg. No.	Ref. No.	Qty.
69-9761	Plate-Cover	30	14	5	70-4350	Shaft-Lever	62	12	1
69-9761	Plate-Cover	24	43	3	70-4360	Plug-Screw	62	11	2
69-9800	Tire	32	28	2	70-4370	Spring-Control	62	38	1
69-9810	Joint-Ball	79	2	1	70-4380	Spring-Start	63	60	1
69-9880	Tire	77	22	2	70-4390	Screw-Adjusting	63	67	1
69-9940	Nut-Jam	32	40	4	70-4400	Cover-Governor	62	13	1
69-9950	Spring-Extension	32	37	4	70-4410	Pin-Stop	63	66	1
69-9960	Link	32	36	4	70-4430	Screw-Adjusting	62	27	1
69-9970	Stud	32	35	4	70-4440	Nut-Cap	62	18	1
69-9980	Ball	32	39	6	70-4460	Plate-Cap	62	7	1
69-9990	Disc-Actuating	32	38	4	70-4470	Lever-Support	62	2	1
70-2880	Bolt	54	9	4	70-4480	Shaft-Governor	62	1	1
70-3000	Pin-Dowel	49	13	2	70-4490	Cup-Spring	62	3	1
70-3090	Clamp-Hose	55	16	2	70-4500	Spring	62	6	1
70-3240	Plug-Air	65	3	1	70-4510	Spring	62	4	1
70-3250	Bolt-Connector	65	1	2	70-4520	Spring	62	5	1
70-3370	Cap-Sealing	49	5	6	70-4530	Cover-Spring	62	34	1
70-3440	Clamp	55	13	1	70-4540	Slider-Supporting	62	40	1
70-3480	Stud	55	35	4	70-4570	Lever-Stop	62	35	1
70-3530	Gasket-Valve	60	10	4	70-4580	Cap-Lever	62	10	1
70-3560	Pinion-Control	61	39	4	70-4590	Plug-Screw	63	55	1
70-3570	Screw-Clamp, Pinion	60	31	4	70-4600	Asm-Housing	64	18	1
70-3610	Sheet-Spring, Lower	61	35	4	70-4610	Valve-Check	64	5	2
70-3630	Tappet	61	33	4	70-4620	Spring-Valve	64	6	2
70-3670	Plug-Screw	61	34	4	70-4630	Gasket-Plug	64	7	2
70-3680	Camshaft	61	40	1	70-4640	Support-Valve	64	8	1
70-3690	Ring-Adjusting	60	22	1	70-4650	Pump-Priming	64	11	1
70-3700	Ring-Adjust	60	3	1	70-4730	Tappet-Feed Pump	64	13	1
70-3710	Shim-0.10mm Thick	60	20	AR	70-4740	Roller-Tappet	64	14	1
70-3720	Shim-0.12mm Thick	60	20	AR	70-4750	Pin-Roller	64	16	1
70-3730	Shim-0.14mm Thick	60	20	AR	70-4760	Block-Sliding	64	12	2
70-3740	Shim-0.16mm Thick	60	20	AR	70-4770	Spring-Piston	64	3	1
70-3750	Shim-0.18mm Thick	60	20	AR	70-4780	Plug-Chamber	64	1	1
70-3760	Shim-0.50mm Thick	60	20	AR	70-4790	Filter-Fuel	64	19	1
70-3770	Shim-0.30mm Thick	60	20	AR	70-4800	Screw-Hollow	64	20	1
70-3780	Shim-0.10mm Thick	60	2	AR	70-4840	Nut-Retaining	59	8	4
70-3790	Shim-0.15mm Thick	60	2	AR	70-4860	Washer-1.000mm Thick	59	2	AR
70-3800	Shim-0.30mm Thick	60	2	AR	70-4870	Washer-1.050mm Thick	59	2	AR
70-3810	Shim-0.50mm Thick	60	2	AR	70-4880	Washer-1.100mm Thick	59	2	AR
70-3820	Cover-Bearing	61	42	1	70-4890	Washer-1.275mm Thick	59	2	AR
70-3860	Washer-Union	60	16	2	70-4900	Washer-1.325mm Thick	59	2	AR
70-3870	Washer-Union	60	5	2	70-4920	Washer-0.950mm Thick	59	2	AR
70-3880	Plate-Set	60	15	2	70-4980	Bolt-Eye	55	4	1
70-3890	Washer-Nipple	62	16	2	70-5310	Elbow	55	18	1
70-3900	Packing	60	23	2	70-5700	Asm-Pump, Feed	64	*	1
70-3910	Washer-Nipple	60	26	2	70-5710	Asm-Filter, Fuel	65	*	1
70-3930	Gasket-Plate, Cover	60	19	1	70-5710	Asm-Filter, Fuel	70	32	1
70-3940	Cover-Plate	61	44	1	70-5710	Filter-Fuel	70	32	1
70-3950	Screw	60	24	2	70-5720	Bracket	65	5	1
70-3970	Shim-0.60mm Thick	60	32	AR	70-5730	Asm-Cartridge	65	6	1
70-3980	Shim-0.70mm Thick	60	32	AR	70-6480	Pin-Split	63	62	1
70-3990	Shim-0.80mm Thick	61	32	AR	70-6490	Snap Ring	62	42	1
70-4000	Shim-0.90mm Thick	61	32	AR	70-6500	O-Ring	62	24	1
70-4010	Shim-1.00mm Thick	61	32	AR	70-6510	O-Ring	62	8	2
70-4020	Shim-1.10mm Thick	61	32	AR	70-6520	Bolt-W/Washer	62	36	1
70-4030	Shim-1.20mm Thick	61	32	AR	70-6530	Bolt-W/Washer	58	25	6
70-4040	Shim-1.30mm Thick	61	32	AR	70-6540	Bolt-W/Washer	62	19	2
70-4050	Shim-1.40mm Thick	61	32	AR	70-6540	Bolt-W/Washer	61	41	4
70-4060	Shim-0.10mm Thick	61	32	AR	70-6560	Nut-W/Hole	62	28	1
70-4070	Shim-0.20mm Thick	61	32	AR	70-6610	Washer-Plate 0.2mm Thick	62	41	AR
70-4080	Shim-0.30mm Thick	61	32	AR	70-6620	Washer-Plate 0.3mm Thick	62	41	AR
70-4090	Shim-0.40mm Thick	61	32	AR	70-6630	Washer-Plate 0.4mm Thick	62	41	AR
70-4100	Shim-0.50mm Thick	61	32	AR	70-6640	Washer-Plate 0.1mm Thick	62	41	AR
70-4110	Shim-0.15mm Thick	61	32	AR	70-6650	Washer-Plate 1.0mm Thick	62	41	AR
70-4170	Asm-Flyweight	62	47	1	70-6670	Washer-Spring	62	46	1
70-4180	Nut-Round	62	45	1	70-6680	Washer-Spring	58	31	1
70-4190	Sleeve-Governor	62	44	1	70-6690	Washer-Plate	62	22	2
70-4200	Plate	62	43	1	70-6700	Washer	64	2	1
70-4210	Plate	63	56	1	70-6710	Washer-Copper Plate	63	54	1
70-4230	Bushing-Lever	62	9	2	70-6720	Stud	60	27	3
70-4310	Nut-Lock, Adapter	62	17	1	70-6730	Bolt-W/Washer	62	33	1
70-4320	Asm-Control, Tension	62	39	1	70-6740	Bolt-W/Washer	62	14	2
70-4330	Bushing	62	25	1	70-6750	Bolt-W/Washer	62	30	4
70-4340	Shackle	63	61	1	70-6780	Nut-Hex.	58	30	1

*Not Illustrated

TORO PART NUMBER INDEX (Cont.)

Part No.	Description	Pg. No.	Ref. No.	Qty.	Part No.	Description	Pg. No.	Ref. No.	Qty.
70-6790	Packing-Rubber Plate	62	29	1	71-2690	Hose-Fuel	73	7	1
70-6810	Washer-Snap	63	57	2	71-3810	Coupling-Hydraulic Motor	32	34	2
70-6820	Ring-Snap	64	15	1	71-3830	Bellcrank-Brake	36	21	2
70-6830	Pin-Straight	59	6	8	71-3850	Cover-Housing	36	15	2
70-6840	Bearing-Roller	60	1	1	71-3860	Clevis	36	28	2
70-6850	Bearing-Roller	60	21	1	71-3870	Gasket	36	14	2
70-6860	Key-Woodruff	63	59	1	71-3880	Clevis-Brake Cable	32	15	2
70-6870	Key-Woodruff	63	52	1	71-3880	Clevis-Brake Cable	36	23	2
70-6880	Key-Woodruff	58	29	1	71-3900	Gasket	36	25	2
70-6890	O-Ring	63	64	1	71-3910	Collar	36	34	2
70-6900	O-Ring	60	28	1	71-3990	Cap-Brake Housing	32	20	2
70-6910	O-Ring	60	13	4	71-4010	Housing-Brake	32	13	2
70-6920	Seal-Oil	62	31	1	71-4060	Rod-Brake Latch	4	40	1
70-6930	Screw-Hollow	60	25	1	71-4130	Support-Control	11	17	1
70-6940	Screw-Hollow	60	4	1	71-4170	Switch-Toggle	14	19	1
70-6940	Screw-Hollow	64	10	1	71-4200	Cluster-Warning Light	13	6	1
70-6990	Asm-Level Sensing Unit	22	2	1	71-4210	Cluster-Warning Light	13	4	1
71-0060	Support-Foam	43	8	1	71-4250	Spacer	13	20	2
71-0210	Foam-Radiator Seal	44	13	1	72-0130	Kit-Horn	4	*	1
71-0250	Foam-Hood Top	43	2	1	72-4070	Decal-Danger	33	47	2
71-0260	Foam-Hood Side LH	43	3	1	72-4080	Decal-Danger	74	37	1
71-0270	Foam-Hood Side RH	43	1	1	72-4080	Decal-Danger	28	71	2
71-0340	Foam-Rad. Support LH	44	36	1	72-4310	Switch-Ball	80	11	1
71-0350	Foam-Rad. Support RH	44	1	1	72-4310	Switch-Lift	87	32	2
71-0360	Foam-Rad. Support Top	44	3	1	72-9550	Stud-Fuel Tank	22	17	1
71-0370	Foam-Lower Rad. Support	44	34	2	72-9760	Switch	14	15	2
71-0380	Foam-Rad. Support Front	44	42	1	74-0720	Tube-Manual	2	1	1
71-0390	Foam-Rad. Support Rear	44	44	1	74-2170	Cylinder-Lift	88	43	2
71-0400	Foam-Side Panel	43	14	2	74-2180	Ring-Steel	89	9	1
71-0410	Cover-Abrasive	10	2	1	74-2190	Cushion	89	10	1
71-0420	Floor-Abrasive	28	66	1	74-2200	Head	89	4	1
71-0430	Cover-Abrasive	28	64	1	74-2210	Piston	89	12	1
71-0440	Abrasive-Pedal Front	9	25	1	74-2220	Collar	89	2	1
71-0450	Abrasive-Pedal Rear	9	29	1	74-2230	Shaft/Clevis	89	1	1
71-0470	Disc-Middle	32	19	4	74-2270	Fitting-Suction	25	23	1
71-0480	Asm-Suspension	3	*	1	74-2510	Tube-Hydraulic LH	7	13	1
71-0540	Column-Steering	4	27	1	74-2520	Tube-Hydraulic RH	7	14	1
71-2170	Pin	3	22	1	74-2530	Tube-Hydraulic	7	11	1
71-2180	Bearing	3	2	4	74-2660	Hose-Hydraulic Return	24	34	1
71-2190	Pin	3	3	1	74-2680	Bracket-Bulkhead	88	45	1
71-2200	Bracket-Swing Arm	3	33	1	74-2700	Rod-Control	9	16	1
71-2210	Pin	3	13	1	74-2710	Clamp Half-Hydraulic Line	91	2	4
71-2220	Pin	3	16	1	74-2730	Tube-Clamp	91	31	4
71-2230	Ring-Snap	3	14	1	75-0540	Tether-Cap, Reservoir	23	27	1
71-2240	Asm-Knob	3	15	1	75-9460	Bracket-Sealing LH	42	19	1
71-2250	Bracket-Spring	3	18	1	75-9470	Bracket-Sealing RH	42	25	1
71-2260	Spring	3	27	2	75-9480	Bracket-Sealing Bottom	42	22	1
71-2270	Nut-Special	3	23	1	76-1670	Spring-Extension	86	25	1
71-2280	Band-Weight Indicator	3	10	1	76-1670	Spring-Extension	80	33	1
71-2290	Bearing-Tribble	3	4	1	76-1670	Spring-Extension	83	36	1
71-2300	Bumper	3	9	2	76-2750	Asm-Hydraulic Hose	83	2	1
71-2310	Plate-Lower Suspension	3	8	1	76-2760	Asm-Hydraulic Hose	83	1	1
71-2320	Pin	3	21	2	76-2770	Asm-Hydraulic Hose	83	6	1
71-2330	Ring-Snap	3	19	2	76-4590	Screw	34	16	6
71-2340	Absorber-Shock	3	20	1	76-4590	Screw	40	27	6
71-2380	Washer	2	7	2	76-4600	Gasket-Cover	40	38	1
71-2390	Rivet-Pop	2	8	2	76-4600	Gasket-Front Cover	34	26	1
71-2400	Asm-Bumper	2	6	2	76-4610	Cover	40	33	1
71-2410	Plate-Upper Suspension	2	5	1	76-4610	Cover-Front	34	15	1
71-2420	Bellows-Rubber	2	12	1	76-8750	Plate-Caution	44	45	2
71-2430	Plate-Rear	11	16	1	77-2830	Rod-Spring	83	44	1
71-2450	Cover-Access	27	24	1	77-2990	Cable-Throttle	18	8	1
71-2470	Rim	32	29	2	77-2990	Cable-Throttle	45	50	1
71-2530	Asm-Bearing	96	6	1	80-0160	Tray-Battery	74	18	1
71-2550	Washer-Latch Shaft	90	9	2	80-4890	Decal-Service	11	32	1
71-2560	Support-Bulkhead	30	38	2	80-9330	Alarm-Audio	11	3	1
71-2570	Shaft-Pivot	80	3	1	82-4910	Roller	85	27	1
71-2590	Shaft-Pivot	77	5	1	82-4910	Roller	86	36	1
71-2590	Shaft-Pivot	80	24	1	82-5730	Joint-Ball	79	17	1
71-2600	Tube-Anti-Sway	91	11	2	82-7820	Seat-Brake, Tube	36	13	2
71-2610	Shaft-Deck Pivot	92	15	2	82-7830	Screw-Bleed, Brake	36	11	2
71-2620	Shaft-Lift Arm Elbow	91	23	2	82-7840	Piston-Brake	36	7	2
71-2680	Hose-Vent	23	31	1	82-7850	Spring-Compression	36	4	2
71-2680	Hose-Vent	44	53	1	82-7900	Shaft-Arm	91	34	2

*Not Illustrated

TORO PART NUMBER INDEX (Cont.)

3321-612

Part No.	Description	Pg. No.	Ref. No.	Qty.	Part No.	Description	Pg. No.	Ref. No.	Qty.
82-9060	Track & Latch-Adjustment	2	4	1	93-3102	Cap-Fuel	22	10	1
83-4330	Asm-Tube, Traction LH	28	82	1	93-3103	Cap-Hydraulic	23	36	1
83-4330	Tube-Hydraulic LH	32	8	1	93-3365	Pin-Dowel	49	1	2
83-4340	Asm-Tube, Traction RH	28	83	1	93-3401	Screw-Rocker	47	4	8
83-4340	Tube-Hydraulic RH	32	*	1	93-3417	Gasket	56	12	1
83-6660	Support-Seat	2	11	1	93-3417	Gasket	68	17	1
83-8350	Fitting-Traction, LH	27	20	1	93-3526	Switch	45	54	1
83-8360	Fitting-Traction, RH	28	73	1	93-3578	Nut	67	1	1
83-8370	Plate-Clamp	28	74	1	93-3580	Set-Bolt	67	4	1
85-4491	Holder-Indicator, Light	11	37	1	93-3582	Set-Screw	67	3	1
85-4750	Display-Diagnostic	12	2	1	93-3583	Bearing-Front	67	6	1
85-6150	Tube-Hyd. RH Branch	32	*	1	93-3584	Asm-Rotor	67	*	1
85-6150	Tube-Hydraulic	27	30	1	93-3585	Bearing-Rear	67	10	1
85-6190	Link-Deck Tilt	27	1	1	93-3586	Asm-Stator	67	17	1
85-6260	Level Sensing Unit	23	3	1	93-3588	Set-Regulator	67	*	1
86-6240	Plug-Taper	49	6	5	93-3589	Brush	67	15	2
86-7350	Kit-Seal Repair	89	*	1	93-3599	Gasket-Liquid	69	13	1
86-7350	Kit-Seal Repair	81	*	1	93-4237	Bearing	97	7	4
86-7410	Plate-Gage	13	5	1	93-4237	Bearing	82	14	8
86-7480	Spring-Compression	83	48	1	93-4237	Bearing	92	29	16
86-8100	Joint-Ball	90	19	2	93-4239	Rim-Wheel	82	35	4
86-8100	Joint-Ball	80	37	2	93-4240	10" Wheel-Pneumatic	92	30	8
86-8101	Joint-Ball	90	22	2	93-4240	10" Wheel-Pneumatic	82	12	2
88-6760	Spring-Gas	43	19	2	93-4241	Spacer	82	13	2
88-6770	Stud-Ball	43	18	2	93-4241	Spacer	92	28	8
88-6770	Stud-Ball	44	56	2	93-4241	Spacer-Bearing, Inner	97	4	1
88-9190	Asm-Solenoid Coil	75	23	3	93-4242	Plate	82	33	2
88-9260	Bracket-Roller RH	86	38	1	93-4242	Plate	93	46	8
88-9270	Bracket-Roller LH	85	29	1	93-4243	Tire-10"	82	34	2
88-9450	Bracket-Hood Cylinder	44	37	2	93-4243	Tire-10"	93	42	8
92-1741	Tube-Hydraulic	32	42	1	93-4244	Tube-w/Valve	82	37	2
92-1742	Tube-Hydraulic	24	40	1	93-4244	Tube-w/Valve	93	45	8
92-1742	Tube-Hydraulic LH	32	12	1	93-4297	Clamp-Hose	57	22	2
92-1771	Board-Instrument	13	16	1	93-5630	Spacer-Bearing	82	21	2
92-1772	Asm-Hood	43	4	1	93-5630	Spacer-Bearing, Inner	97	8	1
92-2133	Bolt-Flange	57	7	2	93-5631	Rim-Wheel	82	38	2
92-2133	Bolt-Flange	57	20	2	93-5973	Asm-10" Foam Filled Tire	97	2	1
92-2351	Fitting-Tank Return	24	36	1	93-5980	Hub	82	36	2
92-2352	Hose-Hydraulic	24	35	1	93-5980	Hub	93	43	8
92-3048	Kit-Solenoid Coil	28	54	3	93-7037	Switch	7	22	1
92-3162	Bushing-Flange	83	28	4	93-7037	Switch	38	61	1
92-4094	Roller-Latch	90	16	4	93-7038	Switch	28	77	1
92-4804	Block-Latch Pivot	90	11	2	93-7039	Bracket-Service Brake	7	21	1
92-4805	Cam-Spring Trip	90	21	2	93-7176	Fitting-45° ORFS	33	48	2
92-4806	Pin-Latch	90	13	8	93-7177	Asm-Tube, Traction LH	27	19	1
92-4806	Pin-Latch	80	30	1	93-7177	Tube-Hydraulic, LH	33	50	1
92-4807	Tube-Hyd. RH Run	32	*	1	93-7178	Asm-Tube, Traction RH	27	21	1
92-4807	Tube-Hydraulic	24	4	1	93-7178	Tube-Hydraulic, RH	33	*	1
92-4967	Tube-Hydraulic	27	9	1	93-7179	Tube-Hydraulic	30	27	1
92-4967	Tube-Hydraulic	21	17	1	93-7188	Shaft-Slip Yoke	37	6	1
92-4970	Hose-Hydraulic	23	37	1	93-7189	Yoke-Pump End	37	3	1
92-4970	Hose-Hydraulic	28	80	1	93-7190	Kit-Universal Joint	37	7	2
92-4971	Asm-Hydraulic Cylinder	80	7	2	93-7192	Hose-Diagnostic	28	81	1
92-5720	Controller	11	22	1	93-7192	Hose-Hydraulic Diagnostic	21	25	1
92-6280	Asm-Seat	1	1	1	93-7193	Hose-Diagnostic	28	70	1
92-6282	Switch-Seat	1	15	1	93-7193	Hose-Hyd. Diagnostic	29	7	1
92-6533	Cushion-Seat	1	7	1	93-7252	Decal-CE	82	41	1
92-6534	Shell-Seat	1	2	1	93-7252	Decal-CE	4	48	1
92-7301	Spacer	1	10	2	93-7252	Decal-CE	93	48	2
92-8003	Housing-Actuator, RH	36	12	1	93-7273	Decal-Danger (Europe)	85	25	1
92-8004	Housing-Actuator, LH	36	*	1	93-7273	Decal-Danger (Europe)	86	31	1
92-8661	Tab	11	34	3	93-7273	Decal-Danger (Europe)	92	39	4
92-9701	Shaft-Cruise Control	9	3	1	93-7417	Gasket	36	33	2
92-9730	Cap-End	5	18	1	93-7418	Cap-Actuator	36	36	2
92-9732	Plate-Wear	5	14	1	93-7422	Hose-Hyd. Diagnostic	29	5	1
92-9735	Screw-Cap	5	19	7	93-7422	Hose-Hydraulic	27	11	1
92-9748	Valve-Power Steering	4	28	1	93-7423	Hose-Diagnostic	75	44	2
92-9749	Kit-Seal	5	*	1	93-7424	Hose-Diagnostic	28	69	1
92-9800	Spacer-Spindle	96	11	1	93-7424	Hose-Hydraulic	37	50	1
93-0307	Nut-Retainer	78	53	2	93-7426	Tube-Hydraulic	27	39	1
93-0309	Washer	77	25	2	93-7426	Tube-Hydraulic	80	44	1
93-0310	Spindle-Wheel RH	77	*	1	93-7427	Tube-Hydraulic	80	47	1
93-0311	Spindle-Wheel LH	77	17	1	93-7480	Bulb-LED	14	27	1
93-1397	Valve-Flow Control	80	46	1	93-7637	Key-Square	95	8	1

*Not Illustrated

TORO PART NUMBER INDEX (Cont.)

Part No.	Description	Pg. No.	Ref. No.	Qty.	Part No.	Description	Pg. No.	Ref. No.	Qty.
93-7815	Decal-Danger (Europe)	85	24	1	95-3297	Washer-Thrust	85	16	2
93-7815	Decal-Danger (Europe)	92	27	2	95-3297	Washer-Thrust	86	24	2
93-7815	Decal-Danger (Europe)	86	32	1	95-4400	Washer-Backup	34	44	1
93-7824	Decal-Danger (Europe)	85	23	1	95-4400	Washer-Backup	41	98	1
93-7824	Decal-Danger (Europe)	86	33	1	95-5616	Spacer	30	40	4
93-7824	Decal-Danger (Europe)	92	37	2	95-5630	Valve-Hydraulic Cartridge	21	1	1
93-7824	Decal-Danger (Europe)	84	60	1	95-5631	Valve-Hydraulic Cartridge	21	36	1
93-8457	Belt-Hex. Deck Drive	84	*	1	95-5632	Valve-Hydraulic Cartridge	21	15	1
93-9320	Plate-Valve LH	40	40	1	95-5633	Valve-Hydraulic Cartridge	21	30	2
93-9321	Plug-Orifice	41	75	1	95-5634	Valve-Hydraulic Cartridge	21	10	1
93-9322	Variable Displacement Pump	37	1	1	95-5635	Valve-Cartridge (3000 lbs)	75	8	3
93-9324	Pivot-Idler	86	41	1	95-5636	Valve-Cartridge (20 lbs)	75	40	3
93-9324	Pivot-Idler	84	61	1	95-5637	Valve-Cartridge (75 lbs)	75	38	3
93-9337	Bracket-Switch	7	28	1	95-5638	Valve-Solenoid	28	62	1
93-9337	Bracket-Switch	37	35	1	95-5639	Spool-Solenoid Valve	75	25	3
93-9912	Grommet	91	30	2	95-5640	Valve-Cartridge (600 lbs)	75	5	3
93-9917	Asm-Hose, Hydraulic	94	9	2	95-5641	Kit-Seal	21	11	1
93-9918	Asm-Hose, Hydraulic	94	8	4	95-5642	Kit-Seal	21	29	3
93-9922	Spacer	88	61	2	95-5643	Kit-Solenoid Valve Seal	76	*	3
93-9925	Asm-Lift Arm RH	87	*	1	95-5644	Kit-Cartridge Valve Seal	76	*	6
93-9925	Asm-Lift Arm RH	91	*	1	95-5645	Kit-Cartridge Valve Seal	76	*	6
93-9926	Asm-Lift Arm LH	91	25	1	95-5645	Kit-Seal	21	2	2
93-9926	Asm-Lift Arm LH	87	33	1	95-5907	Asm-Counterbalance	19	26	1
93-9928	Clamp-Hose	91	28	2	95-5907	Counterbalance Manifold	21	*	1
93-9941	Arm-Outer Lift RH	91	*	1	95-5908	Asm-Manifold	76	*	1
93-9942	Arm-Outer Lift LH	91	10	1	95-5908	Asm-Manifold	74	1	1
93-9988	Fitting-Hydraulic	28	61	1	95-5916	Asm-Solenoid Valve	28	*	1
94-1416	Adapter	71	28	1	95-5917	Valve Seal Kit	28	*	1
94-1892	Hose-Auxiliary Suction	23	14	1	95-6456	Hose-Lower Radiator	44	10	1
94-1893	Tank-Hydraulic	23	4	1	95-6457	Hose-Air Outlet	71	20	1
94-2865	Tank-Fuel	22	11	1	95-6458	Hose-Air Outlet	71	22	1
94-2878	Pin	40	26	2	95-6459	Hose-Air Inlet	71	2	2
94-3310	Tube-Vent	22	22	1	95-6461	Tube-Intake	71	21	1
94-3311	Hose-Fuel	22	23	1	95-6462	Bracket-Air Cleaner	71	17	1
94-4907	Motor-Hydraulic	83	11	1	95-6463	Bracket-Muffler	71	9	9
94-4907	Motor-Hydraulic	94	13	2	95-6464	Bracket-Manifold	71	26	1
94-5390	Plate-Load	95	4	2	95-6465	Asm-Mount Rear	45	48	1
94-5391	Seal-Shaft	95	3	1	95-6465	Asm-Mount, LH Rear	45	27	1
94-5392	Kit-Seal	95	*	1	95-6467	Asm-Mount RH	45	47	1
94-6760	Bracket-Support	85	19	1	95-6470	Asm-Mount LH	45	38	1
94-6762	Bracket-Support	86	11	1	95-6474	Asm-Exhaust Tube	71	3	1
94-6772	Retainer-Clamp	91	32	2	95-6477	Pulley-Fan Drive	70	27	1
94-9412	Seal-Adapter	41	74	1	95-6480	Bracket Asm-	70	16	1
94-9413	Screw	41	73	3	95-6481	Plate-Pump Adapter	45	3	1
94-9414	Adapter-Suction	41	79	1	95-6486	Spacer-Mount	45	41	8
94-9415	Plug	41	96	1	95-6487	Bracket-Hose Support	78	49	1
94-9819	Bar-Guard, Front Center	84	63	1	95-6489	Bracket-Throttle	45	34	1
94-9820	Bar-Guard, Front RH & LH	84	62	2	95-6495	Asm-Bearing Housing	70	11	1
94-9821	Bar-Guard, Front Wing RH	86	42	1	95-6497	Spacer	70	23	1
94-9822	Bar-Guard, Wing Inner	93	50	2	95-6499	Asm-Engine	45	1	1
94-9823	Bar-Guard, Wing RH & LH	93	51	2	96-1267	Pulley-Fan	70	4	1
94-9824	Bar-Guard, Front Wing LH	85	32	1	98-0655	Asm-Hose	45	4	2
95-0815	Panel-Lever	14	1	1	98-0655	Asm-Hydraulic Hose	25	1	2
95-0817	Decal-Height of Cut	84	57	1	98-0655	Hose-Hydraulic	75	1	2
95-0818	Decal-Torque	82	30	1	98-0657	Fitting-Hydraulic	76	48	2
95-0818	Decal-Torque	92	38	2	98-0661	Asm-Hydraulic Cylinder	77	42	2
95-0819	Decal-Belt Routing LH	92	36	1	98-0661	Steering Cylinder (Complete)	79	*	2
95-0820	Decal-Belt Routing RH	92	*	1	98-0664	Ring-Head	79	7	1
95-0821	Decal-Hydraulic Oil	30	8	1	98-0665	Piston	79	11	1
95-0822	Decal-Warning	22	12	1	98-0666	Rod-Piston	79	4	1
95-0825	Panel-Control	4	46	1	98-0667	Kit-Repair	79	*	1
95-0827	Panel	13	3	1	98-0755	Plate-Tension	83	43	1
95-0831	Decal-Fuse	14	22	1	98-0800	Asm-Air Cleaner	71	19	1
95-0832	Decal-Service (Europe)	11	32	1	98-0801	Asm-Element	72	3	1
95-0833	Decal-Belt Routing	83	39	1	98-0802	Asm-Cover	72	4	1
95-0834	Decal-Diagnostic V2.0	12	1	1	98-0803	Valve	72	5	1
95-0845	Decal-Height of Cut	94	28	2	98-0809	Fan	70	29	1
95-0845	Decal-Height of Cut	84	56	1	98-0819	Asm-Pump Drive Shaft	38	*	1
95-1597	Bushing	89	18	1	98-0826	Asm-Coupler	45	2	1
95-1692	Fitting-Hydraulic Elbow	83	4	1	98-0830	Retainer-Mount	45	42	4
95-1821	Spring-Compression	4	45	1	98-0831	Bearing-Fan	70	9	1
95-1839	Cable-Negative	74	11	1	98-0833	Band-Air Cleaner	71	13	1
95-2741	Rim-Wheel	82	40	2	98-0835	Yoke-Engine End	37	8	1
95-2741	Rim-Wheel	93	44	16	98-0836	Tube-Slip Yoke	37	4	1

*Not Illustrated

TORO PART NUMBER INDEX (Cont.)

3321-612

Part No.	Description	Pg. Ref. No. No. Qty.	Part No.	Description	Pg. Ref. No. No. Qty.
98-1461	Asm-LH Lift Bar	92 18 1	99-1817	Seal-Stem, Valve	47 14 8
98-1462	Asm-RH Lift Bar	92 * 1	99-1817	Seal-Stem, Valve	68 19 8
98-1487	Decal-Fuse	11 5 1	99-1818	Asm-Rocker & Shaft	47 * 1
98-2365	Cowl-Radiator	42 10 1	99-1819	Asm-Rocker	47 * 8
98-3008	Hub-Fan	70 5 1	99-1820	Spring-Rocker	47 7 3
98-3013	Support-Fan	70 20 1	99-1821	Asm-Shaft, Rocker	47 * 1
98-3023	Washer	45 40 4	99-1822	Ring-Snap	47 1 2
98-3024	Mount-Engine	45 43 4	99-1823	Bracket-Shaft, Rocker	47 18 4
98-3026	Bracket-Hinge	43 28 2	99-1824	Bolt-Rocker Bracket	47 6 4
98-3038	Bushing-Idler	86 46 1	99-1825	Bolt-W/Washer	47 10 4
98-3038	Bushing-Idler	84 65 1	99-1826	Asm-Cover, Rocker	48 * 1
98-3040	Panel-Control	14 6 1	99-1827	Gasket-Rocker	48 1 1
98-3041	Plate-Control	14 5 1	99-1827	Gasket-Rocker	68 3 1
98-3047	Arm-Pivot	82 10 2	99-1828	Bolt-W/Washer	48 2 5
98-3048	Plate-Seat	1 6 1	99-1828	Bolt/W/Washer	55 22 16
98-3311	Arm-Anti-Sway LH	91 14 1	99-1829	Camshaft	48 12 1
98-3312	Arm-Anti-Sway RH	91 * 1	99-1830	Bolt/W/Washer	56 18 2
98-7067	Fitting-Reducer	23 39 1	99-1830	Bolt/W/Washer	48 15 1
98-7300	Fork-Castor	92 32 8	99-1831	Tappet	48 11 8
98-7302	Fork-Castor	82 24 2	99-1832	Rod-Push	48 10 8
98-7307	Asm-Fan Support	70 12 1	99-1833	Clip-Hose	48 6 1
98-7308	Cable-Positive	74 12 1	99-1834	Hose-Breather	48 7 1
98-7309	Asm-Wire Harness	11 * 1	99-1835	Clip	48 8 1
98-7311	Radiator	44 12 1	99-1836	Bolt-W/Washer	48 9 1
98-7312	Wheel-Pneumatic, 12"	82 23 2	99-1837	Asm-Crankcase	49 * 1
98-7313	Tire-12"	82 22 2	99-1837	Gasket-Plate, Front	68 23 1
98-7318	Shroud-Fan	44 9 1	99-1838	Bolt-Cap, Bearing	49 9 10
98-7320	Hose-Upper Radiator	44 4 1	99-1839	Valve-Check	49 15 4
98-7321	Clutch-Modulating Fan	70 31 1	99-1840	Plug-Cam	49 12 1
98-7325	Cover-Steering Wheel	4 8 1	99-1841	Pin-Dowel	49 18 1
98-7326	Harness-Wire, Seat Switch	1 15 1	99-1842	Pin-Spring	49 10 6
98-7327	Solenoid-Run	70 * 1	99-1843	Bushing	49 16 1
98-7329	Asm-12" Foam Filled Tire	97 10 1	99-1844	Shaft-Idler	49 17 1
98-7342	Arm-Inside Castor	92 1 2	99-1845	Plug-Taper	49 3 1
98-7343	Arm-Outside Castor	92 19 2	99-1846	Set-Metal, Main Std.	50 * 1
98-7346	Tube-Cylinder Bushing	80 15 2	99-1847	Set-Metal, Main U.S. 0.25	50 * 1
98-7347	Clamp-Hose	71 24 2	99-1848	Set-Metal, Main U.S. 0.50	50 * 1
98-7348	Foam-Seal	44 15 2	99-1849	Set-Metal, Main U.S. 0.75	50 * 1
98-7375	Gasket-Nozzle	58 1 4	99-1850	Plate-Thrust Std.	50 12 3
98-7375	Gasket-Nozzle	69 3 4	99-1851	Plate-Thrust O.S. 0.15	50 12 1
98-9008	V-Belt	70 28 1	99-1852	Plate-Thrust O.S. 0.30	50 12 1
99-1800	Asm-Head, Cylinder	46 * 1	99-1853	Seal-Side	69 6 2
99-1801	Cap-Sealing 20mm	46 5 12	99-1853	Seal-Side	50 13 2
99-1802	Cap-Sealing 25mm	46 6 7	99-1854	Housing-Flywheel	50 7 1
99-1803	Guide-Valve	46 7 8	99-1855	Gasket-Rear	68 5 1
99-1804	Seat-Valve, Inlet	46 12 4	99-1855	Gasket-Rear	50 11 1
99-1805	Seat-Valve, Exhaust	46 13 4	99-1856	Bolt-W/Washer	50 10 10
99-1806	Bolt-Cylinder Head	46 4 17	99-1857	Bolt-W/Washer	66 6 2
99-1807	Gasket-Head, Cylinder	46 11 1	99-1857	Bolt-W/Washer	50 10 2
99-1807	Gasket-Head, Cylinder	68 20 1	99-1858	Stud	50 3 2
99-1808	Eye-Lifting, Rear	46 9 1	99-1859	Plate-Front	51 4 1
99-1809	Gasket-Head, Cylinder	68 4 1	99-1860	Gasket-Front Plate	51 5 1
99-1809	Gasket-Head, Rear	46 10 1	99-1861	Case-Gear, Timing	51 2 1
99-1810	Bolt-W/Washer	46 16 2	99-1862	Gasket-Gear	51 3 1
99-1810	Bolt-W/Washer	52 7 26	99-1862	Gasket-Rear	68 22 1
99-1810	Bolt-W/Washer	51 13 5	99-1863	Cover-Gear, Case	51 15 1
99-1811	Bolt-W/Washer	46 8 4	99-1864	Bolt-W/Washer	51 1 13
99-1811	Bolt-W/Washer	52 3 1	99-1865	O-Ring	69 1 2
99-1811	Bolt-W/Washer	66 3 2	99-1865	O-Ring	51 14 1
99-1811	Bolt-W/Washer	56 5 16	99-1865	O-Ring	68 21 2
99-1811	Bolt-W/Washer	55 20 4	99-1865	O-Ring	58 38 1
99-1811	Bolt-W/Washer	58 36 1	99-1866	Bolt-W/Washer	51 16 5
99-1811	Bolt-W/Washer	56 20 4	99-1867	Seal-Oil	51 17 1
99-1812	Plug-Drain	57 3 2	99-1868	Gear-Camshaft	51 6 1
99-1812	Plug-Drain	46 2 1	99-1869	Gear-Pump, Injection	51 9 1
99-1812	Plug-Drain	50 5 1	99-1870	Asm-Idler, Gear	51 * 1
99-1813	Gasket	57 2 2	99-1871	Plate-Thrust	51 11 1
99-1813	Gasket	46 3 1	99-1872	Bolt-W/Washer	51 12 1
99-1813	Gasket	50 4 1	99-1873	Gear-Pump, Oil	51 10 1
99-1813	Gasket	68 6 2	99-1874	Asm-Pan, Oil	52 * 1
99-1813	Gasket	69 11 2	99-1875	Gage-Oil Level	52 2 1
99-1814	Valve-Inlet	47 17 4	99-1876	Guide-Oil Level Gage	52 4 1
99-1815	Valve-Exhaust	47 16 4	99-1877	Bracket-Gage Guide	52 1 1
99-1816	Retainer-Upper	47 13 8	99-1878	O-Ring	52 5 1

*Not Illustrated

TORO PART NUMBER INDEX (Cont.)

Part No.	Description	Pg. Ref. No. No. Qty.	Part No.	Description	Pg. Ref. No. No. Qty.
99-1878	O-Ring	69 5 1	99-2137	Asm-Case	56 * 1
99-1880	Piston-Std.	53 5 4	99-2138	Bolt-Cooler, Oil	56 6 4
99-1881	Piston-O.S. 0.25	53 5 4	99-2139	Gasket-Cover, Side	56 1 1
99-1882	Piston-O.S. 0.50	53 5 4	99-2139	Gasket-Cover, Side	68 12 1
99-1883	Set-Ring, Piston Std.	53 * 4	99-2140	Gasket	56 9 1
99-1884	Ring-Piston O.S. 0.25	53 * 4	99-2140	Gasket	68 15 1
99-1885	Ring-Piston O.S. 0.50	53 * 4	99-2141	O-Ring	56 3 2
99-1886	Pin-Piston	53 12 4	99-2141	O-Ring	68 13 2
99-1887	Ring-Snap	53 4 8	99-2142	Gasket	56 7 4
99-1888	Asm-Rod, Connecting	53 * 4	99-2142	Gasket	68 16 4
99-1889	Bolt-Connecting	53 10 8	99-2143	Cartridge-Oil	56 11 1
99-1890	Bushing-Rod, Connecting	53 11 8	99-2144	Union-Filter, Oil	56 10 1
99-1891	Set-Metal Std.	53 7 1	99-2145	Asm-Pump, Water	57 * 1
99-1892	Set-Metal O.S. 0.25	53 7 1	99-2146	Cover-Pump, Water	57 10 1
99-1893	Set-Metal O.S. 0.50	53 7 1	99-2147	Gasket-Cover, Pump	69 10 1
99-1894	Set-Metal O.S. 0.75	53 7 1	99-2147	Gasket-Cover, Pump	57 12 1
99-1895	Asm-Crankshaft	54 * 1	99-2148	Gasket-Pump, Water	57 11 1
99-1896	Pulley-Crankshaft	54 2 1	99-2148	Gasket-Water	69 9 1
99-1897	Nut-Crankshaft	54 1 1	99-2149	Pulley-Pump, Water	57 18 1
99-1898	Gear-Crankshaft	54 3 1	99-2150	Bolt-W/Washer	57 1 1
99-1899	Asm-Flywheel	54 * 1	99-2150	Bolt-W/Washer	57 14 5
99-1900	Panel-Diagnostic	29 4 1	99-2151	Bolt-Flange	57 19 1
99-1928	Bracket-Mounting	70 40 1	99-2152	Hose-By-Pass	57 23 1
99-1929	Asm-Solenoid	70 33 1	99-2153	Cover-Thermostat	57 6 1
99-1930	Rod-Connecting	70 37 1	99-2154	Gasket-Thermostat	57 5 1
99-1931	Rod-Support	70 39 1	99-2154	Gasket-Thermostat	69 12 1
99-2100	Gear-Ring	54 7 1	99-2155	Thermostat	57 4 1
99-2101	Asm-Inlet, Manifold	55 23 1	99-2156	Asm-Case, Thermostat	57 * 1
99-2102	Gasket-Manifold, Inlet	68 10 1	99-2157	Asm-Thermostat	57 * 1
99-2102	Gasket-Manifold, Inlet	55 24 1	99-2158	Bolt-W/Washer	57 26 1
99-2103	Elbow-Air Inlet	55 19 1	99-2159	Belt-Raw Edge	57 15 1
99-2104	Gasket	68 2 1	99-2160	Bolt-W/Washer	57 17 4
99-2104	Gasket	68 11 1	99-2161	Asm-Pump, Injection	58 * 1
99-2104	Gasket-Heater, Air	55 21 1	99-2162	Cover-Control	58 32 1
99-2105	Gasket-Exhaust	55 34 1	99-2163	Asm-Pump, Feed	58 28 1
99-2105	Gasket-Manifold, Exhaust	68 24 1	99-2164	Bolt-W/Washer	58 24 1
99-2106	Pipe-Exhaust	55 30 1	99-2165	Support-Nozzle	58 10 4
99-2107	Gasket-Exhaust	68 25 1	99-2166	Bolt-W/Washer	58 11 4
99-2107	Gasket-Exhaust, Manifold	55 32 1	99-2167	Cap	58 2 1
99-2108	Asm-Exhaust, Manifold	55 33 1	99-2168	Asm-Hose, Oil	58 * 3
99-2109	Spacer	55 26 8	99-2169	Clip	58 4 7
99-2110	Washer	55 28 8	99-2170	Bracket-Pump	58 12 1
99-2111	Bolt/W/Washer	55 29 8	99-2171	Flange-Pimp, Injection	58 37 1
99-2112	Stud	55 37 4	99-2172	Pipe-Injection No. 1	58 6 1
99-2113	Nut-Lock	55 38 8	99-2173	Pipe-Injection No. 2	58 7 1
99-2114	Gasket-Exhaust	68 26 1	99-2174	Pipe-Injection No. 3	58 8 1
99-2114	Gasket-Exhaust	55 36 1	99-2175	Pipe-Injection No. 4	58 9 1
99-2115	Stud	55 10 3	99-2176	Pipe-Return, Fuel	58 17 1
99-2116	Hose-Air	55 12 1	99-2177	Joint-Eye	58 18 1
99-2117	Clamp	55 11 1	99-2178	Asm-Hose, Fuel	58 16 1
99-2118	Pipe-Drain, Oil	55 15 1	99-2179	Bolt-W/Washer	58 21 3
99-2119	Pipe-Oil	55 3 1	99-2180	Hose	58 40 1
99-2120	Elbow	55 8 1	99-2181	Hose	58 39 1
99-2121	Gasket-Pipe, Drain	55 14 1	99-2182	O-Ring	69 2 1
99-2122	Bolt-W/Washer	55 25 2	99-2182	O-Ring	58 35 1
99-2123	Hose-Oil	55 17 1	99-2183	Bolt-W/Washers	58 34 4
99-2124	Asm-Turbocharger	55 9 1	99-2184	Pipe-Oil	58 23 1
99-2125	Clamp	55 2 2	99-2185	Connector	58 22 1
99-2126	Nut	55 6 1	99-2186	Color	58 33 1
99-2127	Asm-Pump, Oil	56 * 1	99-2187	Asm-Nozzle	59 * 4
99-2128	O-Ring	68 18 1	99-2188	Asm-Holder	59 * 4
99-2128	O-Ring	56 28 1	99-2189	Asm-Tip, Nozzle	59 7 4
99-2129	Nut-Jam	56 21 1	99-2190	Washer-1.150mm Thick	59 2 AR
99-2130	Strainer-Oil	56 17 1	99-2191	Washer-1.200mm Thick	59 2 AR
99-2131	O-Ring	56 8 2	99-2192	Washer-1.250mm Thick	59 2 AR
99-2131	O-Ring	69 8 3	99-2193	Washer-1.300mm Thick	59 2 AR
99-2131	O-Ring	68 14 3	99-2194	Washer-1.350mm Thick	59 2 AR
99-2131	O-Ring	56 16 1	99-2195	Washer-1.400mm Thick	59 2 AR
99-2132	Valve	56 13 1	99-2196	Washer-1.450mm Thick	59 2 AR
99-2133	Valve	56 15 1	99-2197	Washer-1.500mm Thick	59 2 AR
99-2134	Gasket	68 9 1	99-2198	Washer-1.550mm Thick	59 2 AR
99-2134	Gasket	56 14 1	99-2199	Washer-1.600mm Thick	59 2 AR
99-2135	Asm-Cooler, Oil	56 * 1	99-2200	Washer-1.650mm Thick	59 2 AR
99-2136	Asm-Element	56 2 1	99-2201	Washer-1.700mm Thick	59 2 AR

*Not Illustrated

TORO PART NUMBER INDEX (Cont.)

3321-612

Part No.	Description	Pg. Ref. No. No. Qty.	Part No.	Description	Pg. Ref. No. No. Qty.
99-2202	Washer-1.750mm Thick	59 2 AR	99-2280	Pin-Pressure	59 4 4
99-2203	Washer-1.800mm Thick	59 2 AR	99-2281	Spring-Pressure	59 3 4
99-2204	Washer-1.375mm Thick	59 2 AR	99-2282	Seal-Oil	64 17 1
99-2205	Washer-1.425mm Thick	59 2 AR	99-2779	Asm-Body	59 1 4
99-2206	Washer-1.475mm Thick	59 2 AR	99-2318	V-Belt	85 * 1
99-2207	Washer-0.700mm Thick	59 2 AR	93-2318	V-Belt	86 * 1
99-2208	Washer-0.800mm Thick	59 2 AR	99-2318	V-Belt	94 * 6
99-2209	Washer-0.850mm Thick	59 2 AR	99-2319	Switch-Ignition	14 16 1
99-2210	Washer-0.900mm Thick	59 2 AR	99-4443	Fitting	84 69 1
99-2211	Washer-0.975mm Thick	59 2 AR	99-4443	Fitting	94 33 2
99-2212	Washer-1.025mm Thick	59 2 AR	99-4444	Fitting	84 68 1
99-2213	Washer-1.075mm Thick	59 2 AR	99-4444	Fitting	94 32 2
99-2214	Washer-1.125mm Thick	59 2 AR	99-4964	Tube-Hydraulic	30 15 1
99-2215	Washer-1.175mm Thick	59 2 AR	99-4965	Asm-Tube Front, Return	74 41 1
99-2216	Washer-1.225mm Thick	59 2 AR	99-4966	Tube-Hydraulic	30 16 1
99-2217	Washer-0.750mm Thick	59 2 AR	99-4967	Asm-Tube Front, Deck	74 42 1
99-2218	Packing	59 5 4	99-4968	Tube-Suction	25 24 1
99-2220	Holder-Valve	60 14 4	99-4968	Tube-Suction	45 58 1
99-2221	Stopper-Valve	60 12 4	99-4969	Tube-Suction	25 13 1
99-2222	Spring-Valve	60 11 4	99-5903	Stud	95 9 4
99-2223	Valve-Delivery	60 9 4	99-4969	Tube-Suction	45 12 1
99-2224	Element-Pump	60 8 4	99-5915	Asm-Idler Bracket	70 22 1
99-2225	Sleeve-Control	61 38 4	99-5917	Shaft-Lift Arm Pivot	87 26 2
99-2226	Sheet-Spring, Upper	61 37 4	99-6058	Screw-HH	37 10 6
99-2227	Spring-Plunger	61 36 4	217-116	Rim	77 23 2
99-2228	Shim-1.00mm Thick	60 20 AR	218-242	Switch-Brake	7 25 1
99-2229	Shim-1.50mm Thick	60 20 AR	218-243	Fitting-Tee	7 12 1
99-2230	Shim-2.00mm Thick	60 20 AR	218-446	Nut-Hex	14 9 1
99-2231	Shim-0.03mm Thick	60 20 AR	218-447	Washer-Lock	14 8 1
99-2232	Gasket-Cover, Bearing	61 43 1	218-498	Nut	13 18 2
99-2233	Rack-Control	60 18 1	218-498	Nut-Hex	14 7 10
99-2234	Screw-Guide, Rack	60 7 1	218-533	Lens-Indicator Light (Red)	4 7 1
99-2235	Asm-Cover, Pump	61 * 1	218-533	Lens-Red	14 26 1
99-2236	Shim-0.13mm Thick	61 32 AR	218-535	Nut-Hex.	14 24 1
99-2237	Nut-Hex.	60 30 3	218-535	Nut-Hex.	4 24 3
99-2238	Washer-Spring	60 29 3	218-536	Washer-Lock	4 23 3
99-2239	Asm-Valve	60 17 1	218-536	Washer-Lock	14 25 1
99-2240	Shim-1.00mm Thick	60 2 AR	218-562	Lens-Indicator Light	4 11 2
99-2241	Shim-1.50mm Thick	60 2 AR	218-573	Fuse-5A	11 * 1
99-2242	Shim-0.12mm Thick	60 2 AR	218-581	Fuse-15A	11 33 6
99-2243	Shim-0.14mm Thick	60 2 AR	219-17	Bulb-Light	13 9 8
99-2244	Shim-0.18mm Thick	60 2 AR	219-19	Bulb	11 38 1
99-2245	Shim-0.03mm Thick	60 2 AR	2116-3	Joint-Ball LH	77 * 1
99-2246	Housing-Governor	63 53 1	2116-4	Joint-Ball RH	77 35 1
99-2247	Screw-Adjust	63 50 1	231-140	Tire-(Optional)	32 * 2
99-2248	Nut-Cap	62 21 1	232-27	Stem-Valve	77 29 2
99-2249	Lever-Tension	62 37 1	233-17	Knob	4 3 1
99-2250	Nut-Hex.	63 49 1	233-42	Knob	19 3 3
99-2251	Capsule	62 15 1	233-48	Knob	18 3 1
99-2252	Lever-Swivelling	63 58 1	233-66	Knob	14 10 1
99-2253	Lever-Adjusting	62 32 1	237-21	O-Ring	32 3 2
99-2254	Plate-Cover	62 20 1	237-21	O-Ring	21 6 2
99-2255	Bolt-W/Washer	62 26 2	237-21	O-Ring	30 29 4
99-2256	Bushing-Bearing	63 65 1	237-21	O-Ring	78 52 4
99-2257	Spring	63 63 1	237-21	O-Ring	28 58 3
99-2258	Gasket	63 48 1	237-22	O-Ring	24 5 3
99-2259	Gasket	63 51 1	237-22	O-Ring	83 7 1
99-2260	Nut-Hex.	62 23 1	237-22	O-Ring	80 8 9
99-2261	Rod-Push	64 21 1	237-22	O-Ring	94 10 2
99-2262	Washer-Union	64 9 4	237-22	O-Ring	19 14 9
99-2263	Piston	64 4 1	237-22	O-Ring	87 19 14
99-2265	Plate-Connection	66 1 1	237-22	O-Ring	21 21 7
99-2266	Plug-Glow	66 2 4	237-22	O-Ring	23 21 2
99-2267	Asm-Starter	66 8 1	237-22	O-Ring	37 25 1
99-2268	Bracket-Alternator	66 7 1	237-22	O-Ring	27 32 7
99-2269	Asm-Alternator	67 * 1	237-22	O-Ring	4 37 4
99-2270	Plate-Adjusting	66 9 1	237-22	O-Ring	77 45 6
99-2271	Asm-Pulley	67 2 1	237-22	O-Ring	41 64 1
99-2272	Asm-Bracket, Front	67 * 1	237-30	O-Ring	27 8 3
99-2273	Asm-Bracket, Rear	67 * 1	237-30	O-Ring	24 13 2
99-2274	Asm-Rectifier	67 13 1	237-30	O-Ring	37 17 2
99-2275	Set-Nut	67 11 1	237-30	O-Ring	21 22 2
99-2277	Gasket	68 27 1	237-37	Bumper-Rubber	74 34 4
99-2277	Gasket	71 29 1	237-42	O-Ring	32 1 2

*Not Illustrated

TORO PART NUMBER INDEX (Cont.)

Part No.	Description	Pg. No.	Ref. No.	Qty.	Part No.	Description	Pg. No.	Ref. No.	Qty.
237-42	O-Ring	80	6	4	2412-42	Clamp-Hose	71	23	1
237-42	O-Ring	75	7	1	2412-73	Clamp-R	74	7	3
237-42	O-Ring	83	9	1	2412-89	Clamp-R	22	9	1
237-42	O-Ring	94	12	2	2412-92	Clamp-Hose	24	9	4
237-42	O-Ring	37	23	1	2412-92	Clamp-Hose	44	11	4
237-42	O-Ring	19	24	5	2412-104	Clamp-R	74	40	2
237-42	O-Ring	21	27	6	2412-108	Clamp-Hose	73	2	3
237-42	O-Ring	88	42	4	2412-108	Clamp-Hose	44	6	2
237-58	O-Ring	83	3	2	2412-108	Clamp-Hose	22	15	3
237-58	O-Ring	24	7	1	2412-108	Clamp-Hose	23	32	1
237-58	O-Ring	32	7	7	2412-110	Clamp-Hose	71	1	3
237-58	O-Ring	74	43	2	2412-129	Clamp-Hose	45	10	12
237-58	O-Ring	75	10	8	2412-129	Clamp-Hose	24	39	1
237-58	O-Ring	27	14	4	2412-133	Clamp	2	2	2
237-58	O-Ring	37	21	3	2412-138	Clamp-R	22	24	1
237-65	O-Ring	23	41	2	251-307	Bearing-Neutral Detent	37	41	1
237-65	O-Ring	24	3	2	251-340	Bearing-Ball	32	23	2
237-65	O-Ring	94	7	4	253-154	Seal-Wave	96	5	2
237-65	O-Ring	27	18	6	253-156	Seal-Oil	32	22	2
237-65	O-Ring	87	20	4	253-157	Ring-Cup	32	41	6
237-65	O-Ring	33	49	2	254-72	Cup-Bearing Outer	77	20	2
237-78	O-Ring	21	4	2	254-92	Cone-Bearing Outer	77	21	2
237-78	O-Ring	21	8	3	254-106	Cone-Bearing Inner	77	31	2
237-78	O-Ring	27	13	5	254-107	Cup-Bearing Inner	77	30	2
237-78	O-Ring	75	33	1	256-76	Bushing-Sleeve	91	15	4
237-78	O-Ring	75	41	2	256-156	Bushing-Flange	9	30	2
237-78	O-Ring	77	43	4	256-172	Bearing-Sleeve	90	15	8
237-79	O-Ring	19	12	2	256-188	Bushing-Sleeve	86	6	1
237-79	O-Ring	23	23	1	256-188	Bushing-Sleeve	83	22	1
237-79	O-Ring	21	24	2	256-247	Bushing-Flange	6	1	4
237-79	O-Ring	75	32	4	256-247	Bushing-Flange	28	46	2
237-79	O-Ring	4	39	4	256-273	Bushing-Flange	9	28	1
237-80	O-Ring	24	1	1	256-304	Washer-Thrust	91	6	8
237-80	O-Ring	23	19	3	256-304	Washer-Thrust	77	7	6
237-80	O-Ring	41	68	1	256-304	Washer-Thrust	80	28	2
237-81	O-Ring	23	1	1	256-304	Washer-Thrust	87	29	4
237-81	O-Ring	83	5	2	256-304	Washer-Thrust	92	40	4
237-81	O-Ring	94	5	4	282-2	Clevis-Brake Rod	7	18	1
237-81	O-Ring	32	9	4	282-28	Clevis-Adjustable	18	6	2
237-81	O-Ring	37	15	1	282-28	Clevis-Adjustable	45	49	1
237-81	O-Ring	75	19	8	283-1	Pin-Clevis	6	24	2
237-101	O-Ring	24	24	2	283-1	Pin-Clevis	7	24	1
237-116	O-Ring	25	9	1	283-2	Pin-Clevis	32	16	2
237-146	O-Ring	32	5	4	283-2	Pin-Clevis	36	24	2
237-146	O-Ring	75	14	1	283-15	Pin-Clevis	36	31	2
237-146	O-Ring	37	19	3	283-67	Pin-Clevis Arm End	18	5	1
237-154	O-Ring	73	10	1	283-70	Pin-Hitch	82	9	2
237-155	O-Ring	24	20	1	285-17	Plug-Pipe	41	76	2
237-156	O-Ring	21	13	8	302-2	Fitting-Grease	87	31	4
237-156	O-Ring	75	30	30	302-2	Fitting-Grease	80	2	4
237-157	O-Ring	23	16	1	302-2	Fitting-Grease	86	4	1
237-158	O-Ring	32	21	4	302-2	Fitting-Grease	91	4	4
237-164	Grommet	30	7	1	302-2	Fitting-Grease	37	5	1
237-174	O-Ring	36	9	2	302-2	Fitting-Grease	92	13	2
237-175	O-Ring	36	6	2	302-2	Fitting-Grease	83	20	1
240-2	Grommet	30	6	2	302-2	Fitting-Grease Str.	96	1	1
240-3	Grommet	87	8	4	302-5	Fitting-Grease	79	1	2
240-4	Grommet	27	6	6	302-5	Fitting-Grease	6	3	2
240-4	Grommet	87	18	10	302-5	Fitting-Grease	81	13	3
240-5	Grommet	27	28	2	302-5	Fitting-Grease	77	15	3
240-6	Grommet	30	31	4	302-5	Fitting-Grease	89	15	2
240-7	Grommet	30	32	1	302-5	Fitting-Grease	90	18	2
240-7	Grommet	28	47	4	302-5	Fitting-Grease	91	22	2
2410-10	Plug-Button	28	72	1	302-5	Fitting-Grease	82	27	2
2410-73	Pin-Tether	23	35	1	302-5	Fitting-Grease	83	33	4
2411-40	Joint-Ball	91	13	4	302-5	Fitting-Grease	92	34	8
2412-3	Clamp-Hose	23	15	1	302-5	Fitting-Grease	80	40	2
2412-7	Asm-Clamp	77	38	2	302-5	Fitting-Grease	28	48	1
2412-34	Clamp-Hose	23	11	1	302-10	Fitting-Grease 45°	96	*	1
2412-39	Clamp	74	39	1	302-33	Fitting-Grease	77	36	2
2412-41	Clamp	74	38	1	302-39	Vent	32	25	2
2412-41	Clamp-R	44	38	2	302-40	Fitting-Grease	90	23	2
2412-42	Clamp-Hose	25	11	8	304-46	Valve-Drain	44	14	1
2412-42	Clamp-Hose	23	13	4	321-2	Screw-HH	6	10	1

*Not Illustrated

TORO PART NUMBER INDEX (Cont.)

3321-612

Part No.	Description	Pg. No.	Ref. No.	Qty.	Part No.	Description	Pg. No.	Ref. No.	Qty.
321-2	Screw-HH	36	17	8	323-38	Screw-HH	45	44	4
321-2	Screw-HH	23	26	1	323-39	Screw-HH	22	6	1
321-3	Screw-HH	1	16	2	325-5	Screw-HH	4	30	3
321-3	Screw-HH	74	3	3	325-6	Screw-HH	25	20	4
321-3	Screw-HH	9	6	4	325-6	Screw-HH	45	20	8
321-3	Screw-HH	18	10	3	325-6	Screw-HH	80	22	12
321-3	Screw-HH	11	14	4	325-6	Screw-HH	44	43	4
321-4	Screw-HH	6	5	1	325-6	Screw-HH	77	46	12
321-4	Screw-HH	45	35	2	325-7	Screw-HH	37	12	2
321-4	Screw-HH	37	42	2	325-7	Screw-HH	83	16	1
321-5	Screw-HH	23	10	10	325-7	Screw-HH	33	46	4
321-6	Screw-HH	45	26	2	325-8	Screw-HH	86	8	1
321-6	Screw-HH	36	37	8	325-8	Screw-HH	83	24	1
321-9	Screw-HH	30	22	6	325-9	Screw-HH	45	45	4
321-9	Screw-HH	28	43	2	325-15	Screw-HH	82	6	4
321-9	Screw-HH	88	56	3	325-20	Screw-HH	92	3	8
321-10	Screw-HH	19	1	2	327-17	Screw-HH	92	26	8
321-10	Screw-HH	37	47	2	327-22	Screw-HH	32	27	16
321-11	Screw-HH	28	65	2	327-24	Screw-HH	82	15	2
321-15	Screw-HH	91	3	4	327-25	Screw-HH	82	20	2
321-15	Screw-HH	30	18	2	327-80	O-Ring	38	53	2
322-3	Screw-HH	7	5	2	328-5	Screw-HH	80	21	2
322-3	Screw-HH	70	6	6	328-8	Screw-HH	87	36	4
322-3	Screw-HH	71	12	2	328-8	Screw-HH	87	37	2
322-3	Screw-HH	91	27	4	328-11	Screw-HH	42	26	2
322-5	Screw-HH	74	27	1	328-24	Screw-HH	88	58	4
322-5	Screw-HH	44	39	1	328-26	Screw-HH	87	28	12
322-6	Screw-HH	44	40	4	3210-7	Screw-HH	37	40	1
322-6	Screw-HH	86	48	1	3213-2	Screw-HH	25	22	4
322-6	Screw-HH	84	67	1	3213-2	Screw-HH	45	22	4
322-11	Screw-HH	87	1	1	3217-6	Nut-Hex.	45	19	4
322-11	Screw-HH	74	30	1	3217-7	Nut-Hex.	37	34	1
322-12	Screw-HH	30	9	2	3217-7	Nut-Lock	9	1	1
322-12	Screw-HH	24	44	3	3217-9	Nut-Hex.	37	14	2
322-17	Screw-HH	37	39	1	3217-9	Nut-Hex.	80	26	16
322-21	Screw-HH	30	23	3	3217-9	Nut-Jam	83	37	2
322-38	Screw-HH	30	42	2	3217-26	Nut-Lock	9	7	1
323-4	Screw-HH	70	2	4	3219-2	Nut-Hex.	37	29	1
323-4	Screw-HH	11	4	4	3219-5	Nut-Hex.	32	31	18
323-4	Screw-HH	6	21	4	3219-7	Nut-Lock	91	19	4
323-4	Screw-HH	74	21	4	3219-10	Nut-Jam	75	24	3
323-4	Screw-HH	43	25	2	3219-14	Nut-Hex.	18	7	2
323-4	Screw-HH	24	28	3	3219-14	Nut-Hex.	24	17	1
323-5	Screw-HH	70	30	4	3220-2	Nut-Jam	7	17	1
323-6	Screw-HH	77	3	2	3220-3	Nut-Jam	9	21	2
323-6	Screw-HH	85	6	3	3220-4	Nut	28	53	1
323-6	Screw-HH	2	9	2	3220-4	Nut-Bulkhead	29	9	5
323-6	Screw-HH	71	10	2	3220-5	Nut-Jam	9	19	1
323-6	Screw-HH	87	12	4	3220-7	Nut-Jam	91	12	4
323-6	Screw-HH	45	15	4	3220-7	Nut-Jam	77	28	2
323-6	Screw-HH	70	15	2	3220-22	Nut-Jam	90	4	4
323-6	Screw-HH	25	18	4	3220-24	Nut-Hex.	11	39	1
323-6	Screw-HH	32	18	14	3229-8	Bolt-CARR	11	35	3
323-6	Screw-HH	86	19	3	3230-22	Bolt-CARR	2	20	1
323-6	Screw-HH	43	23	4	3231-6	Bolt-CARR	70	25	1
323-6	Screw-HH	9	31	1	3231-22	Bolt-CARR	96	7	6
323-6	Screw-HH	74	32	4	3231-25	Bolt-CARR	86	9	2
323-7	Screw-HH	25	4	8	3231-25	Bolt-CARR	85	20	2
323-7	Screw-HH	45	5	8	3231-28	Bolt-CARR	83	12	2
323-7	Screw-HH	7	7	3	3231-28	Bolt-CARR	94	27	4
323-7	Screw-HH	4	16	4	3231-30	Bolt-CARR	37	33	1
323-7	Screw-HH	70	17	6	3233-9	Bolt-CARR	85	9	3
323-7	Screw-HH	85	31	3	3233-9	Bolt-CARR	92	22	12
323-7	Screw-HH	86	39	3	3233-9	Bolt-CARR	86	30	3
323-7	Screw-HH	44	41	4	3233-27	Bolt-CARR	83	42	1
323-7	Screw-HH	37	51	2	3233-28	Bolt-CARR	92	12	6
323-9	Screw-HH	1	13	2	3233-29	Bolt-CARR	92	11	2
323-9	Screw-HH	74	13	2	3233-30	Bolt-CARR	94	22	6
323-10	Screw-HH	23	5	4	3233-30	Bolt-CARR	84	59	1
323-10	Screw-HH	45	28	8	3234-5	Screw-HH	1	5	4
323-15	Screw-HH	82	17	16	3234-7	Screw-HWH	11	2	11
323-15	Screw-HH	92	23	32	3234-12	Screw-HFH	77	10	2
323-15	Screw-HH	88	44	2	3234-12	Screw-HFH	84	53	4
323-34	Screw-HH	44	8	7	3234-12	Screw-HWH	94	2	8

*Not Illustrated

TORO PART NUMBER INDEX (Cont.)

Part No.	Description	Pg. No.	Ref. No.	Qty.	Part No.	Description	Pg. No.	Ref. No.	Qty.
3234-13	Screw-HFH	37	36	4	3256-23	Washer-Flat	85	35	2
3234-13	Screw-HWH	22	8	1	3256-23	Washer-Flat	30	43	4
3234-13	Screw-HWH	7	19	2	3256-23	Washer-Flat	86	45	2
3234-14	Screw-HFH	10	1	4	3256-23	Washer-Flat	28	68	2
3234-14	Screw-HFH	30	2	6	3256-24	Washer-Flat	71	4	3
3234-14	Screw-HFH	19	8	6	3256-24	Washer-Flat	1	8	2
3234-14	Screw-HFH	27	25	4	3256-24	Washer-Flat	74	15	2
3234-14	Screw-HH	43	11	6	3256-24	Washer-Flat	96	16	A/R
3234-14	Screw-HH	9	12	1	3256-24	Washer-Flat	43	24	6
3234-14	Screw-HH	1	14	6	3256-24	Washer-Flat	36	27	4
3234-14	Screw-HH	6	18	3	3256-26	Washer-Flat	18	13	1
3234-14	Screw-HH	11	25	2	3256-26	Washer-Flat	4	29	3
3234-14	Screw-HWH	4	25	8	3256-26	Washer-Flat	32	45	4
3234-17	Screw-HFH	74	6	4	3256-56	Washer-Flat	30	21	8
3234-28	Screw-HFH	27	10	2	3256-56	Washer-Flat	87	40	3
3245-31	Screw-Set	9	8	1	3256-56	Washer-Flat	44	47	2
3245-32	Screw-Set	9	26	1	3256-56	Washer-Flat	28	67	2
3249-11	Screw-Machine	6	26	2	3256-69	Washer	85	26	2
3253-2	Washer-Lock	24	16	1	3256-69	Washer	86	35	2
3253-2	Washer-Lock	44	21	16	3269-6	Washer-Backup	42	33	22
3253-3	Washer-Lock	23	9	10	3269-15	Rivet-Pop	42	32	22
3253-3	Washer-Lock	11	15	4	3269-25	Rivet-Pop	29	1	4
3253-3	Washer-Lock	36	16	8	3269-25	Rivet-Pop	85	1	4
3253-3	Washer-Lock	45	31	2	3269-25	Rivet-Pop	86	1	4
3253-3	Washer-Lock	37	46	2	3269-25	Rivet-Pop	94	17	16
3253-4	Washer-Lock	70	8	7	3269-25	Rivet-Pop	83	29	8
3253-4	Washer-Lock	71	14	2	3272-1	Pin-Cotter	19	4	6
3253-4	Washer-Lock	45	18	4	3272-1	Pin-Cotter	18	9	3
3253-6	Washer-Lock	71	5	5	3272-1	Pin-Cotter	45	52	1
3253-6	Washer-Lock	37	9	6	3272-5	Pin-Cotter	6	6	1
3253-6	Washer-Lock	45	24	20	3272-5	Pin-Cotter	4	43	1
3253-7	Washer-Lock	37	13	2	3272-6	Pin-Cotter	74	4	1
3253-7	Washer-Lock	25	21	8	3272-6	Pin-Cotter	6	9	2
3253-7	Washer-Lock	45	21	18	3272-6	Pin-Cotter	19	10	2
3253-7	Washer-Lock	80	25	16	3272-6	Pin-Cotter	32	14	2
3253-7	Washer-Lock	32	30	22	3272-6	Pin-Cotter	36	22	2
3253-8	Washer-Lock	96	14	1	3272-7	Pin-Cotter	9	23	2
3253-8	Washer-Lock	32	26	16	3272-7	Pin-Cotter	83	45	1
3253-9	Washer-Lock	91	20	4	3272-10	Pin-Cotter	7	16	1
3253-15	Washer-Lock	22	20	5	3272-10	Pin-Cotter	9	18	1
3253-15	Washer-Lock	14	21	A/R	3272-10	Pin-Cotter	36	26	2
3253-21	Washer-Lock	70	1	14	3272-12	Pin-Cotter	90	2	4
3253-21	Washer-Lock	9	2	2	3272-12	Pin-Cotter	7	6	1
3253-21	Washer-Lock	22	5	1	3272-12	Pin-Cotter	77	34	6
3253-21	Washer-Lock	25	5	8	3272-12	Pin-Cotter	80	35	2
3253-21	Washer-Lock	23	6	4	3272-13	Pin-Cotter	77	26	2
3253-21	Washer-Lock	45	6	8	3272-23	Pin-Cotter	80	18	4
3253-21	Washer-Lock	2	10	2	3272-33	Pin-Cotter	87	24	2
3253-21	Washer-Lock	74	14	2	3274-7	Screw-HSH	36	18	8
3253-21	Washer-Lock	32	17	14	3274-20	Screw-HSH	37	11	2
3253-21	Washer-Lock	4	17	4	3274-86	Screw-HSH	27	15	1
3253-21	Washer-Lock	11	19	4	3290-133	Screw-Round Hd.	13	1	4
3253-21	Washer-Lock	36	19	8	3290-133	Screw-Round Hd.	14	3	8
3253-21	Washer-Lock	43	22	6	3290-133	Screw-Round Hd.	11	11	4
3253-21	Washer-Lock	24	29	3	3290-134	Screw-HH	43	13	4
3253-21	Washer-Lock	37	32	3	3290-216	Washer-Bevel	77	9	12
3253-21	Washer-Lock	44	35	12	3290-216	Washer-Bevel	44	25	4
3254-2	Washer	91	26	4	3290-274	Rivet-Pop	44	46	4
3254-2	Washer-Lock	74	25	1	3290-307	Pin-Cotter, Hair	6	25	2
3254-6	Washer-Lock	19	25	1	3290-321	Screw-HH	43	5	12
3254-6	Washer-Lock, Int. Tooth	11	40	1	3290-321	Screw-HH	74	20	4
3256-5	Washer-Flat	22	7	2	3290-321	Screw-HH	44	22	16
3256-6	Washer-Flat	9	17	1	3290-321	Screw-HWH	42	14	20
3256-22	Washer-Flat	14	2	8	3290-343	Pin-Cotter Hair	82	11	2
3256-22	Washer-Flat	30	11	2	3290-378	Tie-Cable	11	*	25
3256-22	Washer-Flat	11	12	4	3290-378	Tie-Cable	6	*	3
3256-22	Washer-Flat	91	35	4	3290-378	Tie-Cable	84	*	2
3256-22	Washer-Flat	4	44	1	3290-378	Tie-Cable	88	*	3
3256-23	Washer	13	2	4	3290-378	Tie-Cable	94	*	24
3256-23	Washer-Flat	71	15	4	3290-378	Tie-Cable	11	18	2
3256-23	Washer-Flat	2	16	4	3290-378	Tie-Cable	4	36	5
3256-23	Washer-Flat	45	17	4	3290-378	Tie-Cable	80	41	1
3256-23	Washer-Flat	30	24	1	3290-384	Pin-Lynch	82	1	2
3256-23	Washer-Flat	94	31	4	3290-384	Pin-Lynch	92	2	8

*Not Illustrated

TORO PART NUMBER INDEX (Cont.)

3321-612

Part No.	Description	Pg. Ref. No. No. Qty.	Part No.	Description	Pg. Ref. No. No. Qty.
3290-392	Screw-HH	14 17 1	32127-11	Nut-Flexlok	37 37 2
3290-495	Pin-Lynch	27 2 2	32128-16	Nut-HHF	82 28 8
3296-2	Nut-Lock	85 2 6	32128-16	Nut-HHF	93 47 32
3296-2	Nut-Lock	43 7 12	32128-19	Nut-HHF	1 12 2
3296-2	Nut-Lock	86 10 6	32128-20	Nut-HHF	9 13 1
3296-2	Nut-Lock	42 12 20	32128-20	Nut-HHF	6 17 3
3296-2	Nut-Lock	13 15 2	32128-20	Nut-HHF	44 19 5
3296-2	Nut-Lock	94 19 16	32128-20	Nut-HHF	83 19 4
3296-2	Nut-Lock	11 21 6	32128-20	Nut-HHF	4 22 2
3296-2	Nut-Lock	74 24 4	32128-20	Nut-HHF	11 27 2
3296-2	Nut-Lock	83 34 8	32128-21	Nut-HFH	45 33 8
3296-3	Nut-Lock	36 29 2	32128-21	Nut-HHF	37 2 2
3296-9	Nut-Lock	6 14 2	32128-21	Nut-HHF	94 4 12
3296-23	Nut-Lock	18 14 1	32128-21	Nut-HHF	7 8 3
3296-29	Nut-Lock	1 4 4	32128-21	Nut-HHF	96 9 6
3296-29	Nut-Lock	2 17 4	32128-21	Nut-HHF	83 10 6
3296-29	Nut-Lock	94 30 4	32128-21	Nut-HHF	85 10 6
3296-29	Nut-Lock	85 34 2	32128-21	Nut-HHF	86 22 6
3296-29	Nut-Lock	86 44 2	32128-21	Nut-HHF	71 25 2
3296-39	Nut-Lock	70 18 2	32128-21	Nut-HHF	70 26 1
3296-39	Nut-Lock	22 19 1	32128-23	Nut-Flange Lock	85 8 3
3296-41	Nut-Lock	90 8 2	32128-23	Nut-Flange Lock	83 35 4
3296-42	Nut-Lock	18 1 3	32128-23	Nut-HHF	82 3 4
3296-42	Nut-Lock	14 4 4	32128-23	Nut-HHF	92 7 20
3296-49	Nut-Lock	96 2 1	32128-23	Nut-HHF	94 25 6
3296-49	Nut-Lock	4 20 1	32128-23	Nut-HHF	86 26 4
3296-53	Nut-Lock	82 16 4	32128-23	Nut-HHF	4 34 3
3296-53	Nut-Lock	92 31 8	32128-23	Nut-HHF	45 39 4
3296-59	Nut-Lock	36 35 2	32128-23	Nut-Lock	77 8 12
3296-68	Nut Lock	87 35 2	32128-25	Nut-HHF	70 3 6
3296-68	Nut-Lock	80 1 2	32128-25	Nut-HHF	71 18 2
3296-68	Nut-Lock	77 11 1	32128-25	Nut-HHF	36 20 2
3296-68	Nut-Lock	92 14 2	32128-25	Nut-Lock	25 19 4
32103-3	Nut-Wing	44 33 2	32128-32	Nut-HHF	91 1 4
32104-16	Screw-Tapping	13 7 4	32128-43	Nut-HHF	82 19 16
32104-31	Screw-HH (Europe)	85 33 3	32128-43	Nut-HHF	92 25 32
32104-31	Screw-HH (Europe)	86 43 3	32128-45	Nut-HHF	92 8 8
32104-31	Screw-HH (Europe)	93 49 20	32136-2	Nut-Castle	90 1 4
32104-31	Screw-HW (Europe)	84 64 10	32136-2	Nut-Castle	77 41 2
32105-1	Screw-HH	13 17 2	32136-2	Nut-Slotted	80 36 2
32105-1	Screw-Machine	85 11 4	32136-13	Nut-Castle	77 33 4
32105-1	Screw-Machine	86 16 4	32144-1	Screw-HH	7 26 2
32105-1	Screw-Machine	83 27 8	32144-1	Screw-HH	37 30 2
32105-1	Screw-PH	94 21 16	32144-11	Screw-HFH	42 21 8
32105-12	Screw-HSH	11 7 2	32144-11	Screw-Thread Forming	88 60 4
32105-13	Screw-HH	11 8 4	32144-19	Screw-Round Hd.	13 24 4
32108-103	Screw-Flat Hd.	83 18 4	32144-64	Screw-HWH	4 13 4
32108-103	Screw-Machine Flat Hd.	91 9 4	32144-69	Screw-HWH	44 54 6
32108-103	Screw-Machine Flat Hd.	87 25 4	32149-1	Nut-Keps	86 47 1
32108-103	Screw-Machine Flat Hd.	28 40 4	32149-1	Nut-Keps	84 66 1
32120-11	Ring-Retaining, Internal	70 10 2	32149-2	Nut-Keps	9 4 4
32120-22	Ring-Retaining Internal	32 24 2	32149-2	Nut-Keps	19 7 2
32120-47	Ring-Retaining	90 14 16	32149-2	Nut-Keps	74 8 3
32120-47	Ring-Retaining	80 31 2	32149-2	Nut-Keps	43 16 16
32120-72	Ring-Retaining	86 5 1	32149-2	Nut-Keps	7 20 2
32120-72	Ring-Retaining	83 21 1	32149-2	Nut-Keps	11 36 3
32120-84	Ring-Retaining External	32 33 2	32149-2	Nut-Keps	28 55 2
32121-4	Pin-Roll	2 18 1	32149-2	Nut-Lock	45 29 10
32121-4	Pin-Roll	85 28 2	32149-7	Nut	43 30 4
32121-4	Pin-Roll	86 37 2	32149-7	Nut-Keps	11 23 3
32121-6	Pin-Roll	85 18 2	32151-1	Nut-Lock	30 37 4
32121-6	Pin-Roll	86 21 2	32151-10	Ring-Retaining	77 14 2
32121-34	Pin-Roll	91 17 2	32151-10	Ring-Retaining	91 21 2
32121-34	Pin-Roll	79 18 1	32151-48	Ring-Retaining	82 8 4
32121-49	Pin-Roll	90 17 2	32151-100	Ring-Retaining	36 2 2
32121-110	Pin Roll	91 24 4	32152-1	Nut	43 31 2
32121-110	Pin-Roll	77 4 1	32152-1	Nut-Lock	7 2 2
32121-110	Pin-Roll	92 17 2	32152-1	Nut-Lock	87 3 5
32121-110	Pin-Roll	80 23 2	32152-1	Nut-Lock	91 7 4
32121-110	Pin-Roll	87 27 2	32152-1	Nut-Lock	6 12 4
32122-24	Screw-HH	22 3 5	32152-1	Nut-Lock	30 13 8
32122-28	Screw-Truss Hd.	85 5 2	32152-1	Nut-Lock	74 26 3
32122-28	Screw-Truss Hd.	86 14 2	32152-1	Nut-Lock	27 36 1
32127-11	Nut-Flexlok	7 27 2	32152-1	Nut-Lock	24 41 3

*Not Illustrated

TORO PART NUMBER INDEX (Cont.)

Part No.	Description	Pg. No.	Ref. No.	Qty.	Part No.	Description	Pg. No.	Ref. No.	Qty.
32152-1	Nut-Lock	28	42	4	340-70	Nut-Bulkhead	27	4	6
32152-1	Nut-Lock	44	57	2	340-70	Nut-Bulkhead	80	13	1
32152-2	Nut-Lock	87	5	6	340-70	Nut-Bulkhead	87	15	10
32152-2	Nut-Lock	45	14	4	340-70	Nut-Bulkhead	78	48	2
32152-2	Nut-Lock	25	16	4	340-71	Fitting-Hydraulic Bulkhead	27	7	1
32152-2	Nut-Lock	74	22	4	340-74	Nut-Bulkhead	87	11	4
32152-2	Nut-Lock	44	27	7	340-77	Fitting-Hydraulic Elbow	80	19	4
32152-2	Nut-Lock	78	47	2	340-77	Fitting-Hydraulic Elbow	87	41	4
32152-4	Nut Lock	87	23	3	340-78	Nut-Bulkhead	30	34	4
32152-4	Nut-Lock	30	12	6	340-79	Fitting-Hydraulic 90°	24	23	1
32152-4	Nut-Lock	6	15	2	340-82	Fitting-Hydraulic Elbow	32	4	2
32152-4	Nut-Lock	37	27	2	340-86	Fitting-Hydraulic Tee	19	15	2
32152-4	Nut-Lock	28	45	2	340-91	Fitting-Hydraulic Straight	32	6	2
32153-3	Nut-Lock	37	44	1	340-92	Fitting-Hydraulic	28	56	1
32153-5	Nut-Lock	44	26	4	340-92	Fitting-Hydraulic Straight	21	7	2
32153-6	Nut Lock	42	24	2	340-94	Tee-Hydraulic	21	35	1
32153-6	Nut-Lock	87	4	22	340-105	Fitting-Hydraulic Elbow	38	55	1
32153-6	Nut-Lock	80	20	2	340-125	Fitting-Hydraulic	28	59	1
33004-00	Nut-HWH	2	23	2	340-126	Nut-Bulkhead	27	3	2
33013-00	Nut	70	34	2	340-127	Nut-Bulkhead	27	29	2
33015-00	Nut	2	22	2	340-128	Nut-Bulkhead	30	3	2
33016-00	Nut-Hex.	95	1	4	340-129	Fitting-Hydraulic Elbow	75	13	1
33093-00	Washer-Flat	70	36	3	340-130	Fitting-Hydraulic Elbow	38	54	1
33096-00	Washer-Flat	95	2	4	340-131	Fitting-Hydraulic Elbow	37	16	1
33103-016	Screw	70	38	1	340-132	Fitting-Hydraulic Elbow	77	44	4
33103-050	Screw	70	41	2	340-133	Fitting-Hydraulic Straight	4	32	3
33104-020	Screw-HHF	70	13	2	340-134	Fitting-Hydraulic Elbow	37	48	1
33104-025	Screw-HHF	2	21	2	340-135	O-Ring	25	7	2
33113-016	Screw-HH	45	32	2	340-136	O-Ring	24	37	1
33114-020	Screw-HH	71	16	4	340-142	Fitting-Hydraulic Elbow	75	15	1
33114-045	Screw-HH	70	19	4	340-142	Fitting-Hydraulic Elbow	32	43	2
33114-060	Screw-HH	70	21	2	340-148	Fitting-Hydraulic Tee RH	32	*	1
33114-070	Screw-HH	70	7	1	340-150	Cap-Hydraulic	24	38	1
33115-025	Screw-HH	71	11	2	351-78	Edging	1	3	1
33115-025	Screw-HH	45	25	8	353-375	Fitting-Hydraulic 90°	27	12	2
33115-030	Screw-HH	45	23	12	353-431	Fitting-Hydraulic 45°	75	42	2
33116-020	Screw-HH	74	28	1	353-536	Fitting-Fuel 90° Elbow	22	16	2
33116-030	Screw-HH	45	46	3	353-566	Tee-Hydraulic	21	16	1
33116-050	Screw-HH	45	36	3	353-781	Fitting-Fuel Elbow	73	3	2
340-2	Fitting-Hydraulic Straight	19	23	3	353-988	Plug	75	39	4
340-2	Fitting-Hydraulic Straight	21	26	5	353-989	Plug	75	6	1
340-2	Fitting-Hydraulic Straight	94	11	2	353-990	Plug	75	34	1
340-3	Fitting-Hydraulic Straight	19	13	2	353-990	Plug-Hose	21	3	2
340-3	Fitting-Hydraulic Straight	23	22	1	353-991	Plug	75	31	30
340-4	Fitting-Hydraulic Straight	21	23	2	353-991	Plug-Hole	21	12	8
340-8	Fitting-Hydraulic Straight	94	6	2	353-992	Flange-Fitting	25	6	4
340-9	Fitting-Hydraulic St. LH	32	10	1	353-992	Flange-Split	45	7	4
340-9	Fitting-Hydraulic Straight	75	18	5	353-994	Adapter	7	10	1
340-15	Fitting-Hydraulic Elbow	37	20	3	353-997	Fitting-Hydraulic Bulkhead	29	3	5
340-17	Fitting-Hydraulic 90°	24	2	1	354-42	Flange-Half	25	10	2
340-22	Fitting-Hydraulic Tee	23	38	1	354-42	Flange-Split, Half	45	9	2
340-57	Fitting-Hydraulic Straight	80	45	2	354-79	Cap-Fitting	29	2	5
340-65	O-Ring	75	12	2	354-79	Cap-Fitting	84	70	1
340-65	O-Ring	24	22	1	354-79	Cap-Fitting	94	34	2
340-65	O-Ring	44	28	3	354-95	Fitting	44	51	1
340-68	Fitting-Hydraulic Bulk. Tee	80	14	1	354-104	Ring-Backup	36	5	2
340-68	Fitting-Hydraulic Bulkhead	77	2	2	354-105	Ring-Backup	36	10	2

*Not Illustrated

TABLE OF CONTENTS

Description	Page	Description	Page
Seat Asm	1	Timing Gear Case & Timing Gear Asm	51
Seat Pivot & Bellows Asm	2	Oil Pan & Oil Level Asm	52
Seat Suspension Asm	3	Piston & Connecting Rod Asm	53
Steering Tower Asm	4	Crankshaft & Flywheel Asm	54
Power Steering Valve Asm No. 92-9748	5	Inlet & Exhaust Manifold Asm	55
Steering Brake Asm	6	Oil System Asm	56
Service Brake Asm	7	Cooling System Asm	57
Brake System Master Cylinder No. 69-2640	8	Fuel Injection Pump Mount Asm	58
Traction Pedal & Cruise Control Asm	9	Nozzle Asm	59
Tool Box Asm	10	Injection Pump Asm	60-61
Control Box Asm	11	Governor Asm	62-63
Diagnostic Display Asm	12	Feed Pump Asm	64
Upper Control Panel Asm	13	Fuel Filter Asm	65
Lower Control Panel Asm	14	Electrical Components Asm	66
Electrical Schematic	15	Alternator Asm	67
Controller Electrical Schematic	16	Overhaul Gasket Kit Asm	68-69
Operators Control Panel Electrical Schematic	17	Fan Drive Asm	70
Throttle Asm	18	Muffler & Air Cleaner Asm	71
Lift Valve Installation Asm	19	Air Cleaner Asm No. 98-0800	72
Lift Valve Asm No. 69-1780	20	Fuel/Water Filter Asm	73
Counterbalance Manifold Asm	21	Battery Frame Asm	74
Fuel Tank Asm	22	PTO Manifold Asm	75-76
Hydraulic Tank Asm	23	Rear Axle Asm	77-78
Hydraulic Filter Asm	24	Hydraulic Cylinder Asm No. 98-0661	79
Hydraulic Pump Installation Asm	25	Front Lift Arm Asm	80
Double Gear Pump No. 69-2050	26	Hydraulic Cylinder Asm No. 92-4971	81
Frame Asm	27-28	Center Deck Model No. 30592	
Hydraulic System Diagnostic Panel Asm	29	Carrier Frame Asm	82
Hydraulic Line Clamps Asm	30	Center Deck Model No. 30592	83-84
Hydraulic Schematic	31	Center Deck Model No. 30592	
Front Wheel Asm	32-33	Left Wing Asm	85
Wheel Motor No. 69-3050	34	Center Deck Model No. 30592	
Planetary Gear Drive Asm No. 69-1730	35	Ring Wing Asm	86
Wheel Brake Asm	36	Wing Deck Lift Asm	87-88
Variable Displacement Pump Installation	37-38	Hydraulic Cylinder Asm No. 74-2170	89
Gear Pump & Flow Divider No. 69-2220	39	Wing Deck Latch Asm	90
Variable Displacement Pump No. 93-9322	40-41	Wing Deck Lift Arm Asm	91
Cowl Asm	42	Wing Deck Model No. 30591 L.H. &	
Hood Asm	43	30593 R.H.	92-93
Radiator & Oil Cooler Asm	44	Wing Deck Model No. 30591 L.H. & 30593 R.H.	
Engine Installation Asm	45	Drive Asm	94
Cylinder Head Asm	46	Hydraulic Motor Asm No. 94-4907	95
Valve Mechanism Asm	47	Spindle Asm	96
Rocker Cover & Camshaft Asm	48	10" & 13" Foam Filled Tire Assemblies	
Crankcase Asm	49	(Optional)	97
Flywheel Housing & Main Metal Asm	50	TORO Part Number Index	98-114

