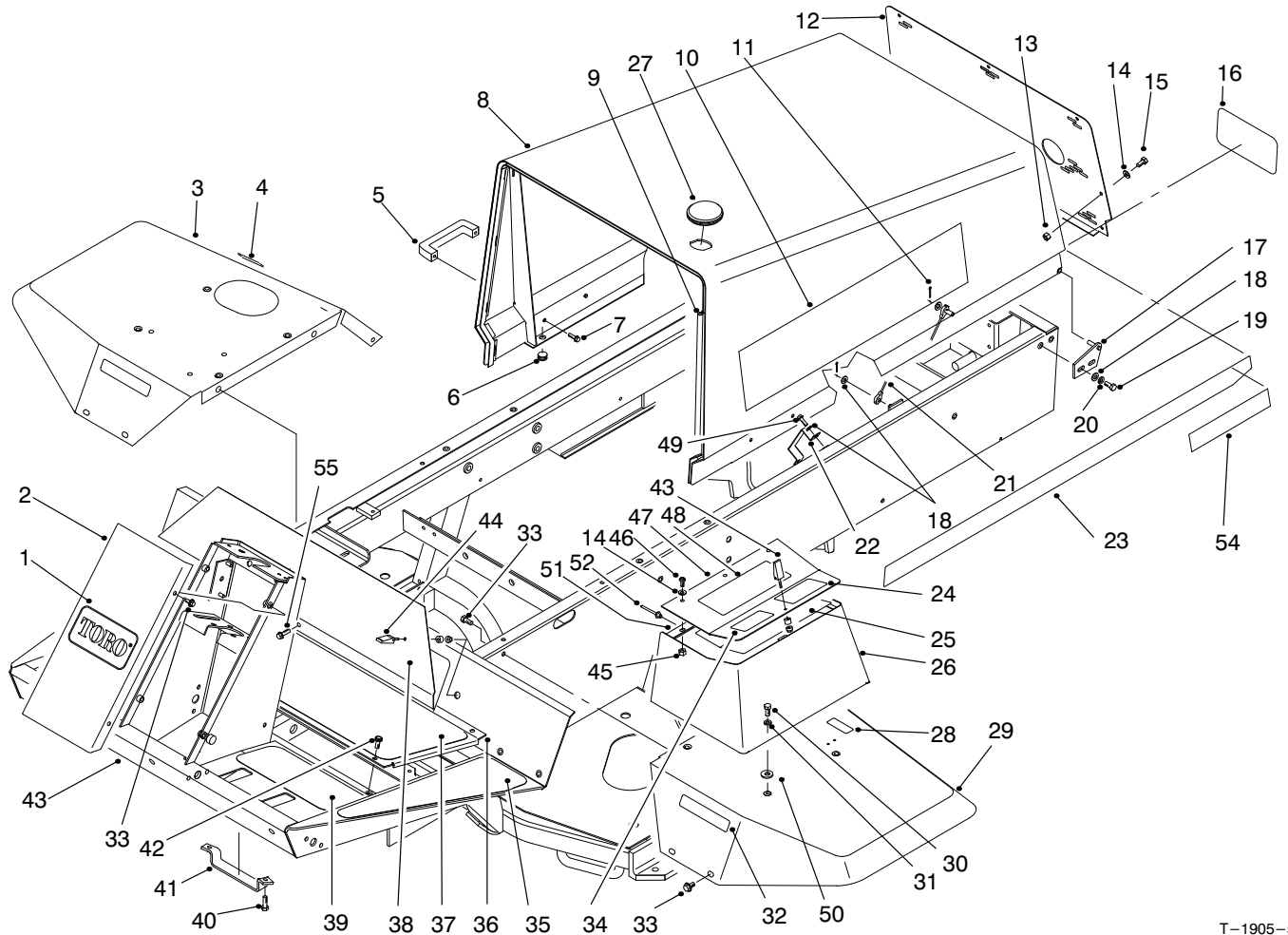




MODEL NO. 03544-90001 & UP	PARTS CATALOG
REELMASTER® 5400D 4WD TRACTION UNIT	



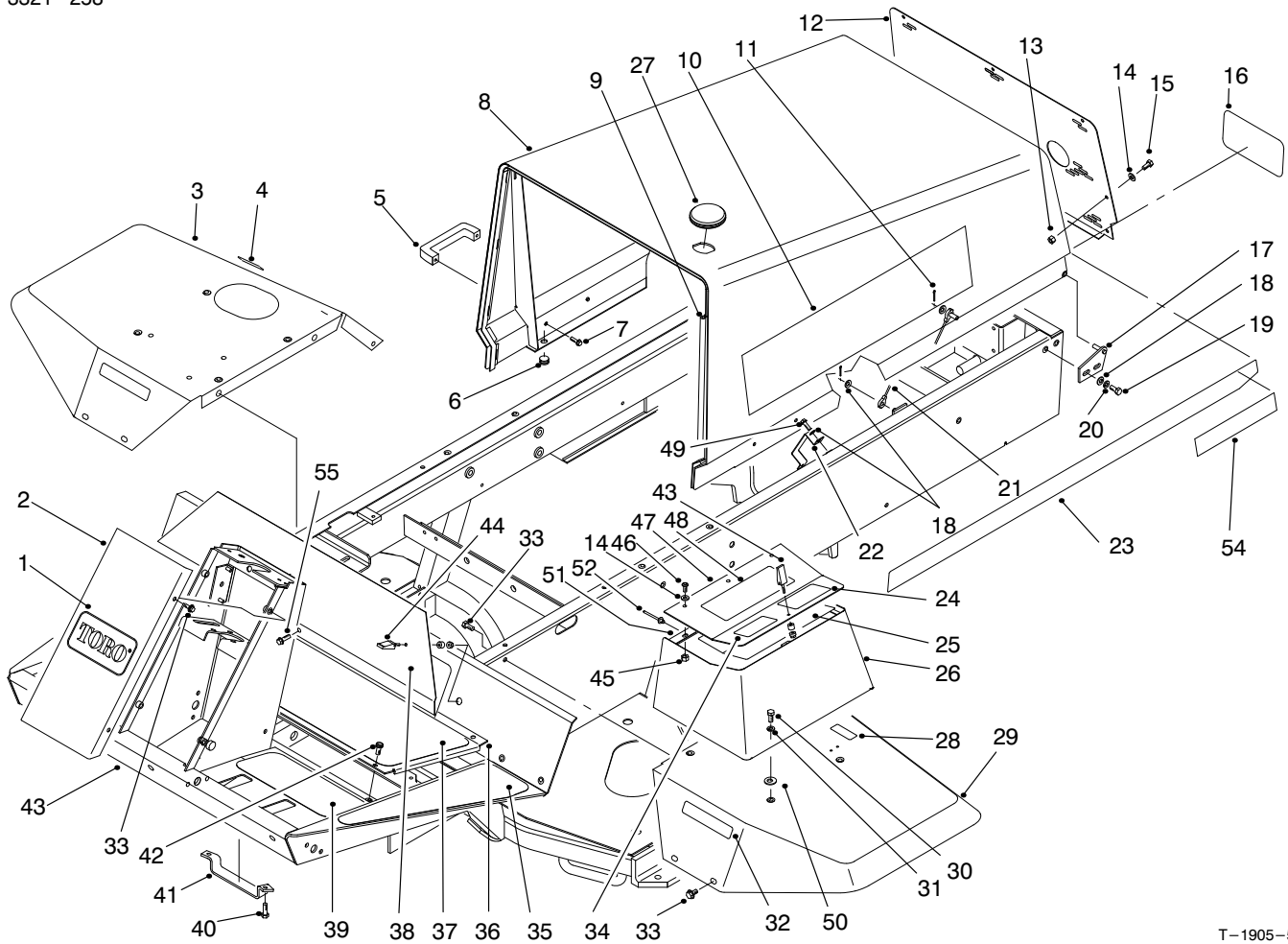
T-1905-5

FRAME & BODY ASM

Ref. No.	Part No.	Description	No. Used
1	62-5550	Decal-TORO	1
2	75-1420	Cover-Steering Tower	1
3	93-7579	Fender-RH	1
4	93-6686	Decal-Hyd. Oil	1
5	65-5100	Handle	2
6	237-141	Bumper	2
7	46-8091	Screw-HH	4
8	98-9319	Hood	1
9	93-0081	Strip-Seal	1
10	98-4522	Decal-Reelmaster® 5400D	2
11	3272-4	Pin-Cotter	2
12	98-4573	Screen-Hood	1
13	3296-42	Nut-Lock	7
14	3256-1	Washer-Flat	10
15	321-39	Screw-HH	7
16	62-7400	Decal-TORO	1
17	63-6900	Hinge-Hood LH	1

Ref. No.	Part No.	Description	No. Used
*	63-6890	Hinge-Hood RH	1
18	3256-23	Washer-Flat	6
19	322-5	Screw-HH	4
20	3253-4	Washer-Lock	4
21	75-0570	Cable-Hood	1
22	98-4572	Bracket-Hose	1
23	92-5751	Decal-Hood Trim LH	1
*	92-5752	Decal-Hood Trim RH	1
24	93-6698	Decal-Warning	1
25	98-9340	Decal-Service	1
26	75-5810	Tool Box	1
27	98-9314	Plug-Hood	1
28	93-6680	Decal-Fuel	1
29	75-3860	Fender-LH	1
30	322-3	Screw-HH	4
31	3256-3	Washer-Flat	4
32	93-6689	Decal-No Riders	2

* Not Illustrated



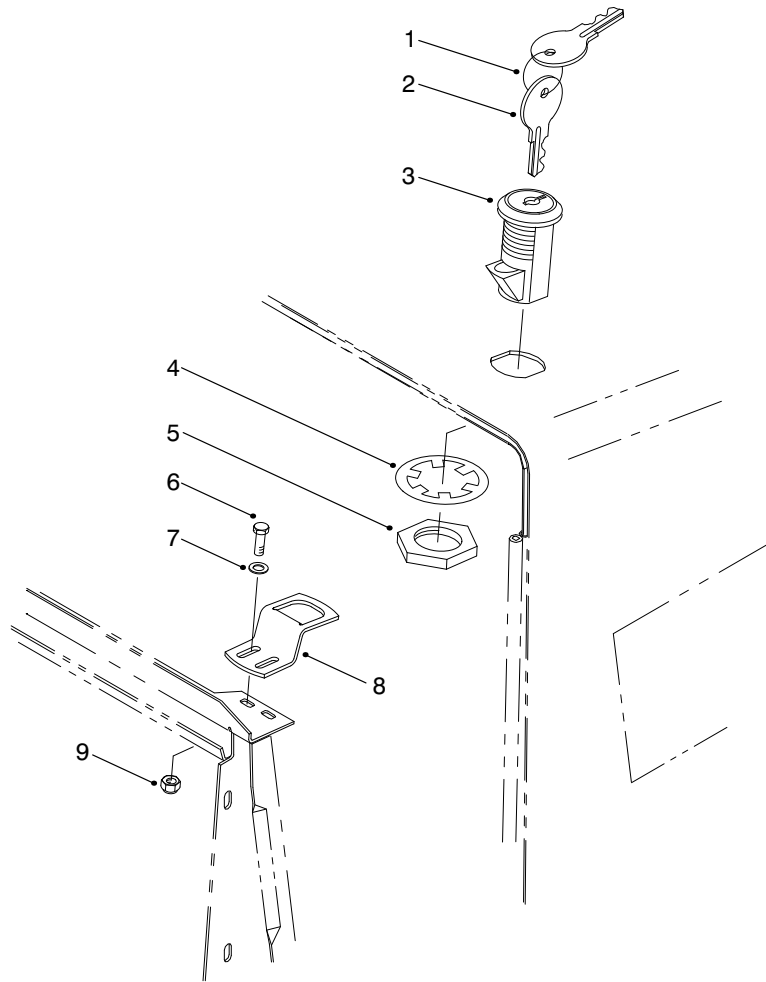
T-1905-5

FRAME & BODY ASM (Continued)

Ref. No.	Part No.	Description	No. Used
33	3234-14	Screw-HWH	14
34	3234-5	Screw-HHF	1
35	75-0650	Tread-Foostrest LH	1
*	75-0640	Tread-Foostrest RH	1
36	75-1410	Panel-Floor	1
37	75-0630	Tread-Foot Center	1
38	75-1390	Panel-Access	1
39	75-0620	Tread-Foot LH	1
*	75-0610	Tread-Foot RH	1
40	322-4	Screw-HH	2
41	93-3626	Bracket-Hose	1
42	75-6840	Knob-Knurled	4
42	3234-7	Screw-HHF (Europe)	1

Ref. No.	Part No.	Description	No. Used
43	98-4549	Asm-Frame	1
44	74-5950	Asm-Swell Latch	3
45	32128-33	Nut-Flange Head	3
46	3258-166	Screw-PPH	3
47	75-6260	Cover-Tool Box	1
48	93-8051	Decal-Warning	1
49	32144-14	Screw-HWH	2
50	66-2920	Washer-Nylon	4
51	75-5780	Hinge-Cover	1
52	93-8744	Rivet	3
54	72-3560	Decal-4WD	2
55	3234-5	Screw-HFH	1

*Not Illustrated

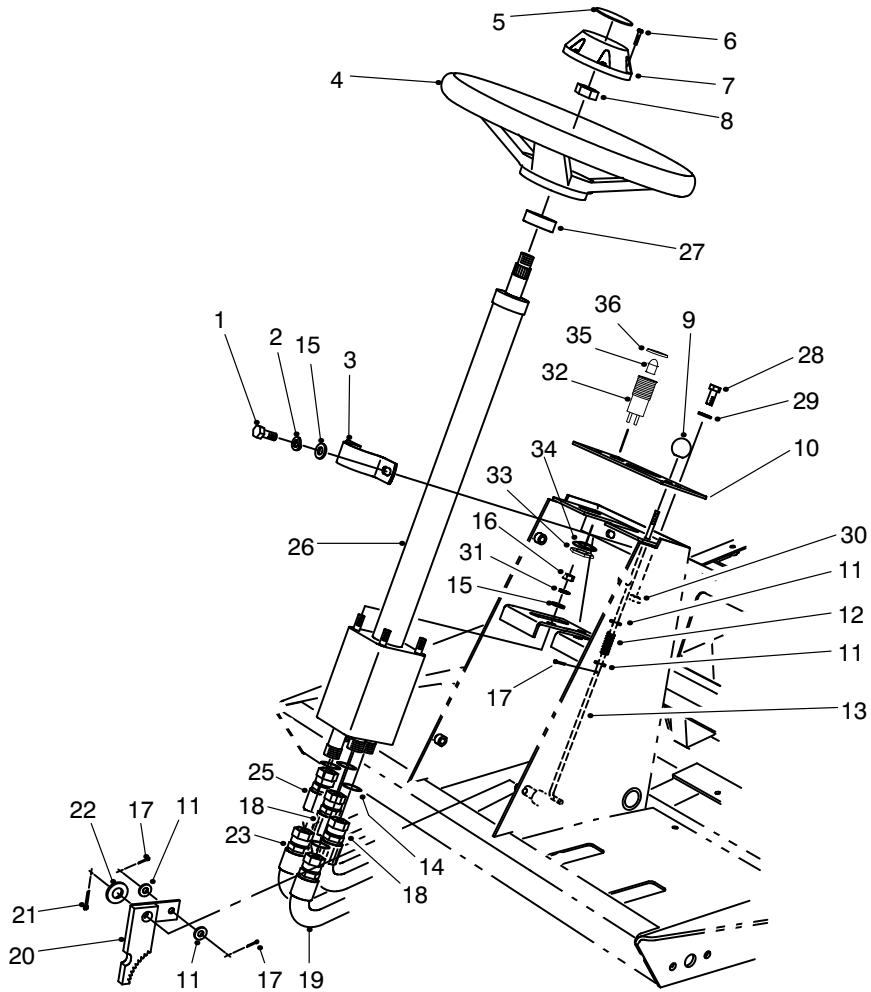


T-3095

HOOD SWITCH & LOCK ASM

Ref. No.	Part No.	Description	No. Used
1	98-9321	Ring-Key	1
2	99-8350	Key-Switch	1
3	98-9315	Switch-Lock, Hood (Incl. Ref. #4 & 5)	1
4		Washer-Switch	1

Ref. No.	Part No.	Description	No. Used
5		Nut-Switch	1
6	321-4	Screw-HH	2
7	3256-1	Washer-Flat	2
8	98-9316	Bracket-Latch, Hood	1
9	3296-16	Nut-Lock	2



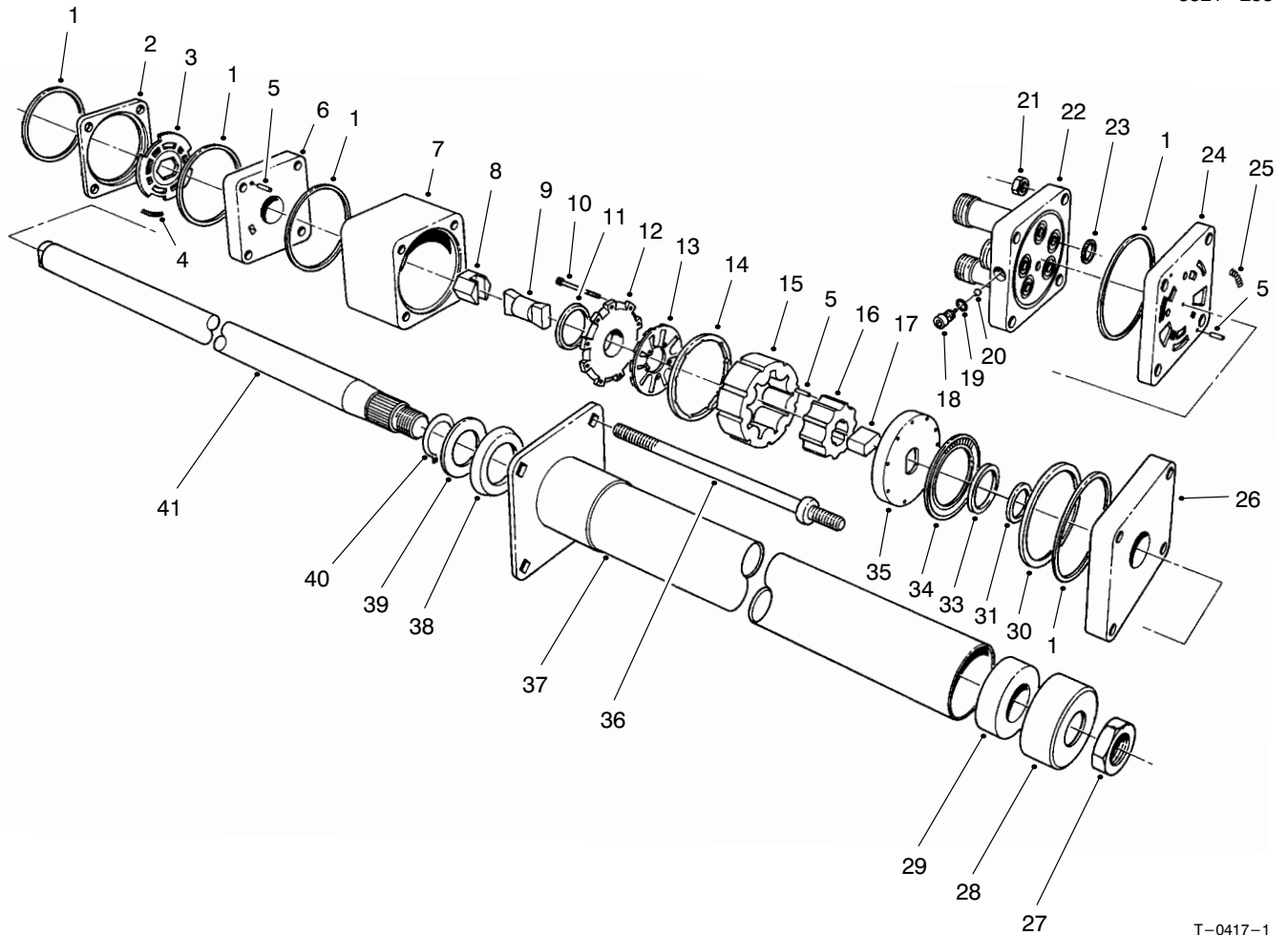
T-1044-2

STEERING TOWER ASM

Ref. No.	Part No.	Description	No. Used
1	32144-26	Screw-TAP	2
2	3253-4	Washer-Lock	2
3	75-2810	Clamp-Steering Valve	1
4	75-0560	Asm-Steering Wheel (Incl. Ref. #6-8)	1
5	68-5370	Decal-TORO	1
6	32144-21	Screw	1
7	68-5140	Cap-Steering Wheel	1
8	3220-6	Nut-Steering Wheel	1
9	233-17	Knob-Parking Brake	1
10	93-6682	Panel-Tower	1
11	3256-22	Washer-Flat	4
12	95-1821	Spring-Compression	1
13	75-1490	Rod-Parking Brake	1
14	237-22	O-Ring	5
15	3255-8	Washer-Lock ETLW	1
16	3296-20	Nut-Lock	4
17	3272-5	Pin-Cotter	3
18	75-6230	Hose-Hydraulic RT	2
19	75-6240	Hose-Hydraulic IN	1

Ref. No.	Part No.	Description	No. Used
20	63-7900	Rack-Parking Brake	1
21	3272-10	Pin-Cotter	1
22	3256-26	Washer-Flat	1
23	75-5940	Hose-Hydraulic AUX	1
25	75-6250	Hose-Hydraulic OUT	1
26	75-0600	Asm-Steering Valve (Incl. Ref. #14)	1
27	21-9260	Seal-Shaft	1
28	3258-166	Screw-PPH	2
29	3256-1	Washer-Flat	2
30	3296-42	Nut-Lock	2
31	3256-23	Washer-Flat	6
32	44-2210	Asm-Lights, Warning (Incl. Ref. #33-36)	1
33	218-535	Nut-Lock	1
34	218-536	Washer-Lock	1
35	93-7480	Bulb-LED	1
36	218-533	Lens-Red	1
*	3290-378	Tie-Cable	3
*	3290-410	Tie-Cable, Push On	4

*Not Illustrated

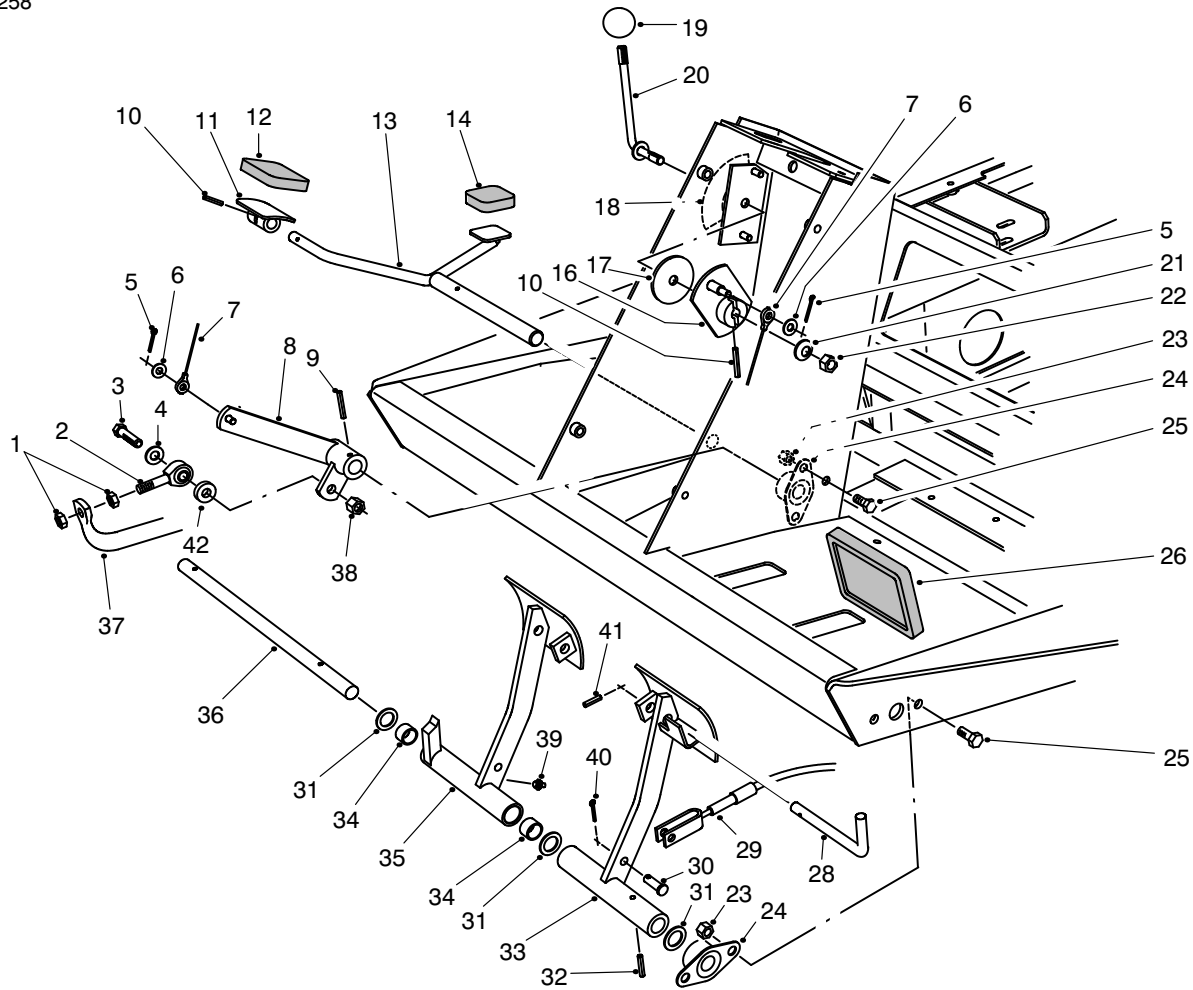


T-0417-1

STEERING VALVE ASM No. 75-0600

Ref. No.	Part No.	Description	No. Used	Ref. No.	Part No.	Description	No. Used
1		Ring-Seal	5	26		Plate-Cover, Upper	1
2		Ring-Valve	1	27	3220-6	Nut	1
3		Plate-Valve	1	28	66-9770	Seal	1
4		Spring	3	29	66-9780	Bushing	1
5		Pin-Alignment	9	30		Spacer-Bearing, Thrust	1
6		Manifold-Isolation	1	31		Spacer-Seal	1
7		Ring-Metering	1	33		Seal-Face	1
8		Asm-Hex Drive	1	34		Bearing-Thrust	1
9		Link-Drive	1	35		Plate-Drive	1
10		Screw-HSH	11	36	93-3609	Bolt-Special	4
11		Seal-Commutator	1	37	66-9860	Upper Cover & Jacket	1
12		Cover-Commutator	1	38	66-9870	Plate-Retaining	1
13		Commutator	1	39	66-9880	Washer-Retaining Plate	1
14		Ring-Commutator	1	40	66-9890	Ring-Retaining	1
15		Stator	1	41	66-9900	Shaft-Input	1
16		Rotor	1	*	66-9970	Kit-Spring (Incl. Ref. #4 & 25)	1
17		Spacer-Drive Link	1	*	66-9980	Kit-Seal (Incl. Ref. #1, 11, 19, 23 & 33)	1
18		Plug	1	*	66-9990	Kit-Needle Roller (Incl. Ref. #5)	1
19		O-Ring	1	*	75-1340	Valve-Power Steering (Incl. Ref. #1-26 & 30-36)	1
20		Ball	1				
21		Nut-Hex	4				
22		Cover-Port	1				
23		O-Ring	5				
24		Manifold-Port	1				
25		Spring	3				

*Not Illustrated



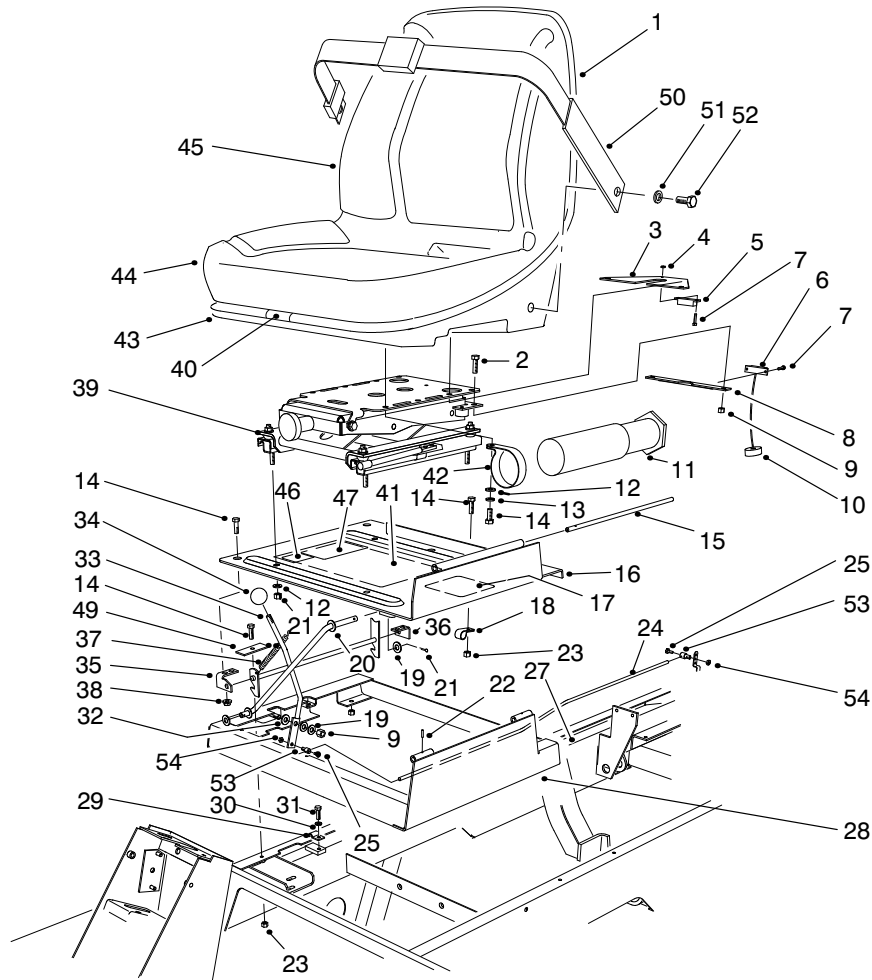
T-1045-1

TRACTION & BRAKE PEDALS ASM

Ref. No.	Part No.	Description	No. Used
1	3220-3	Nut-Jam	2
2	2411-36	Bearing-Rod End	1
3	323-9	Screw-HH	1
4	3256-24	Washer-Flat	1
5	3272-2	Pin-Cotter	2
6	3256-22	Washer-Flat	2
7	75-6580	Cable-Pedal	1
8	75-3270	Lever-Traction Pivot	1
9	32121-6	Pin-Roll	1
10	32121-45	Pin-Roll	2
11	49-6440	Plate-Traction Pedal	1
12	74-9100	Pad-Forward	1
13	75-2970	Pedal-Traction	1
14	74-9110	Pad-Reverse	1
16	75-6510	Lever-Bracket	1
17	75-6550	Disc-Friction	1
18	93-6699	Decal-Fast/Slow	1
19	233-42	Knob	1
20	75-6490	Lever-Pedal Stop	1
21	3290-461	Washer-Belleville	1
22	3296-59	Nut-Lock	1

Ref. No.	Part No.	Description	No. Used
23	3296-29	Nut-Lock	8
24	256-236	Bearing-Flange	4
25	322-3	Screw-HH	8
26	93-8742	Pad-Brake	2
28	63-7880	Pin-Brake Latch	1
29	63-7733	Cable-Brake LH	1
*	63-7732	Cable-Brake RH	1
30	283-58	Pin-Clevis	4
31	3256-69	Washer-Thrust	3
32	32121-16	Pin-Roll	1
33	75-1440	Pedal-Brake LH	1
34	256-42	Bushing-Sleeve	2
35	75-1430	Asm-Brake Pedal RH (Incl. Ref. #34 & 39)	1
36	75-1470	Shaft-Brake Pedal	1
37	75-2170	Tube-Pump Control	1
38	3296-39	Nut-Lock	1
39	302-5	Fitting-Grease	1
40	3272-10	Pin-Cotter	4
41	32121-50	Pin-Roll	1
42	5-0652	Spacer	1

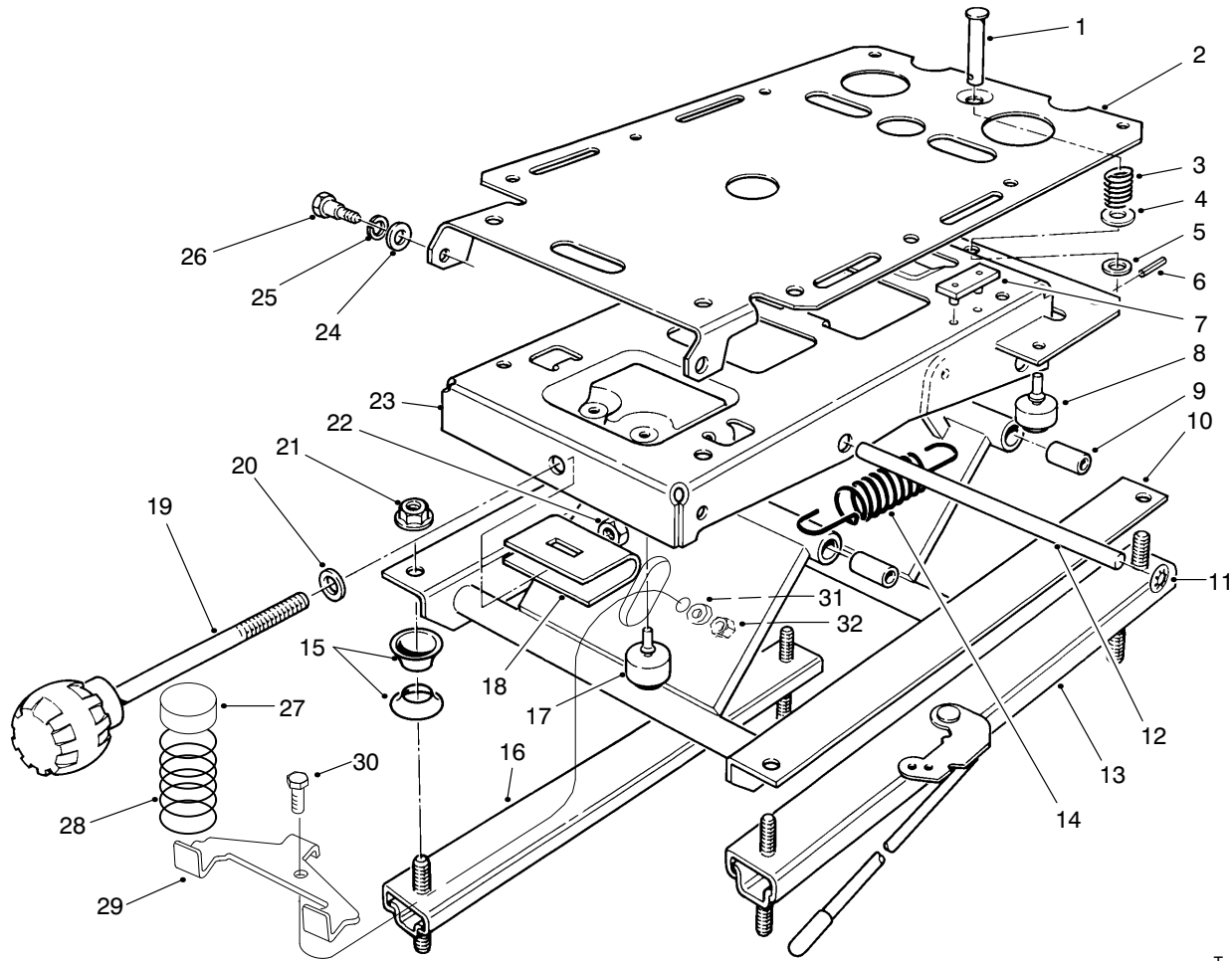
*Not Illustrated



T-1906-4

SEAT & THROTTLE ASM

Ref. No.	Part No.	Description	No. Used	Ref. No.	Part No.	Description	No. Used
1	351-78	Edging	1	29	3-6657	Clamp-Cable	1
2	323-4	Screw-HH	2	30	3253-3	Washer-Lock	1
3	75-4370	Bracket-Switch (Seat)	1	31	321-4	Screw-HH	1
4	3296-54	Nut-Lock	4	32	66-2920	Washer-Friction	2
5	92-8753	Magnet-Reed Switch	1	33	75-3430	Rod-Throttle	1
6	92-8001	Sensor-Reed Switch	1	34	233-42	Knob-Throttle	1
7	3250-29	Screw-HH	4	35	98-2354	Latch-Seat	1
8	75-4360	Bracket-Switch	1	36	98-2353	Bracket-Seat Latch	2
9	3296-39	Nut-Lock	3	37	66-4190	Spring	1
10	93-0140	Grommet	1	38	32128-25	Nut-Flange	4
11	74-0720	Tube-Manual	1	39	75-3000	Asm-Seat Suspension	1
12	3256-23	Washer-Flat	8	40	351-80	Clip	1
13	3253-4	Washer-Lock	4	41	98-9341	Decal-Clip (English)	1
14	322-3	Screw-HH	13	41	98-9342	Decal-Clip (Metric)	1
15	75-3400	Shaft-Seat Pivot	1	42	2412-133	Clamp-R	2
16	98-2350	Asm-Seat Plate (Incl. Ref. #10)	1	43	92-6534	Shell-Seat	1
17	93-8060	Decal-Danger	1	44	92-6533	Kit-Cushion, Replacement	1
18	2412-93	Clamp-R	1	45	92-1180	Asm-Seat (Incl. Ref. #1, 2 of #9, 43 & 44)	1
19	3256-24	Washer-Flat	3	46	63-9920	Decal-EEC 105	1
20	75-3680	Rod-Seat	1	47	92-5524	Decal-Noise Rating, 90	1
21	3272-10	Pin-Cotter	2	49	98-9302	Plate-Idle Stop	1
22	32121-38	Pin-Roll	1	50	21-4191	Asm-Belt, Seat	1
23	3296-29	Nut-Lock	10	51	3253-6	Washer-Lock	2
24	98-9303	Cable-Throttle	1	52	3212-4	Bolt	2
25	25-8640	Screw-HH	2	53	98-9311	Swivel-Cable, Throttle	1
26	93-0021	Asm-Throttle Cable Swivel	1	54	3296-20	Nut-Lock	1
27	3296-3	Nut-Lock	1				
28	98-2352	Frame-Seat	1				

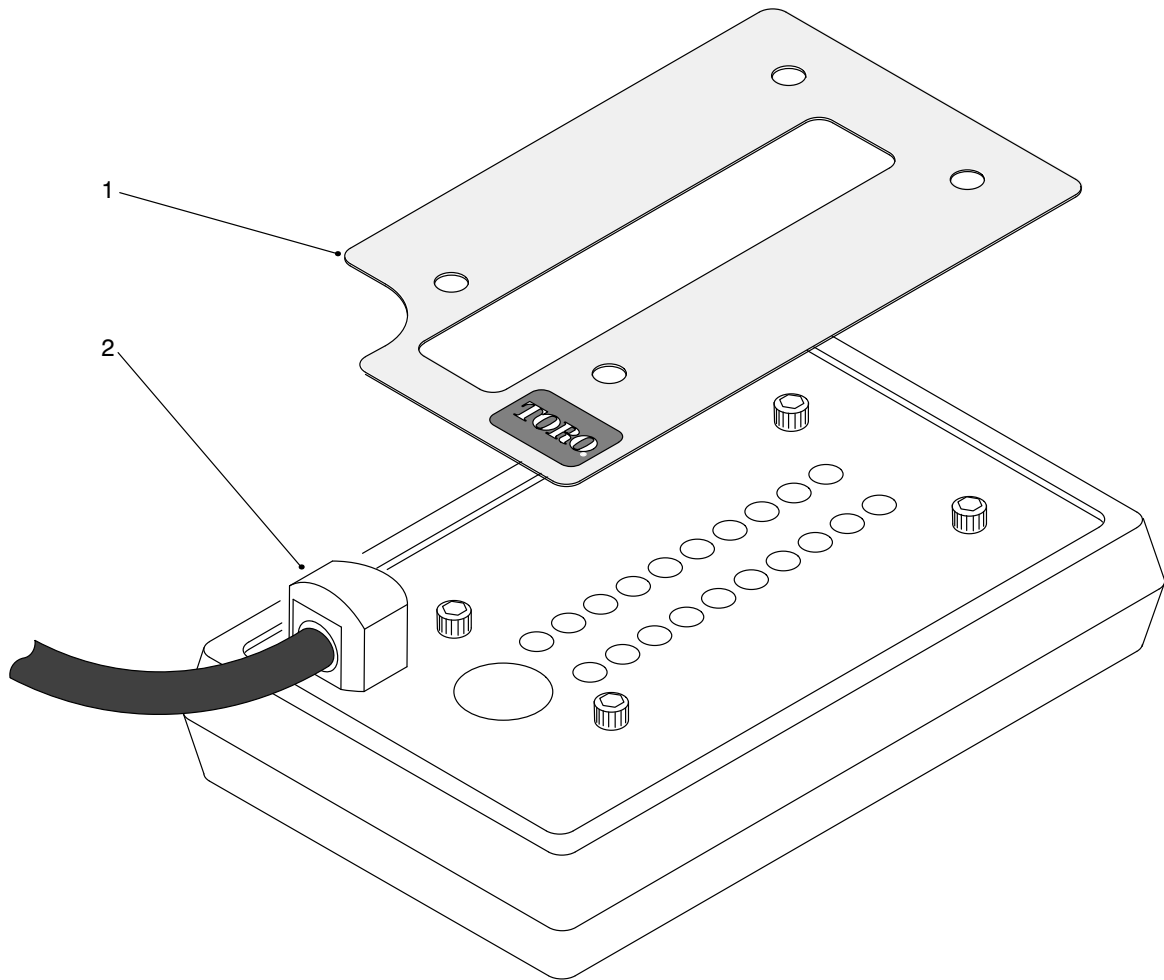


T-1031-1

SEAT SUSPENSION ASM

Ref. No.	Part No.	Description	No. Used
1	80-4860	Pin-Clevis	1
2	75-3580	Plate-Mounting, Seat	1
3	75-3530	Spring-Compression	1
4	3256-5	Washer-Flat	1
5	3256-24	Washer-Flat	1
6	75-3540	Pin-Roll	1
7	75-3550	Bumper-Seat	2
8	76-2940	Bumper-Rubber	2
9	76-1920	Bushing-Sleeve	4
10	66-8610	Weldment-Lower	1
11	66-8560	Nut-Push	4
12	76-1910	Shaft-Pivot	2
13	82-9060	Adjuster W/Handle	1
14	76-1940	Spring-Extension	2
15	66-9290	Spacer	6
16	66-8530	Adjuster	1

Ref. No.	Part No.	Description	No. Used
17	66-8520	Bumper-Down-stop	2
18	77-2870	Weldment-Hanger	1
19	76-1930	Knob-Tension Adjustment	1
20	3256-46	Washer-Flat	1
21	32128-26	Nut-Flange	4
22	3296-44	Nut-Lock	1
23	75-3480	Weldment-Upper	1
24	3256-26	Washer-Flat	2
25	3253-6	Washer-Lock	2
26	75-3510	Bolt-Shoulder	2
27	93-3164	Cap	2
28	93-3163	Spring	2
29	93-3165	Bracket	1
30	322-6	Screw-HH	1
31	3253-33	Washer-Lock	1
32	3217-6	Nut-Hex	1



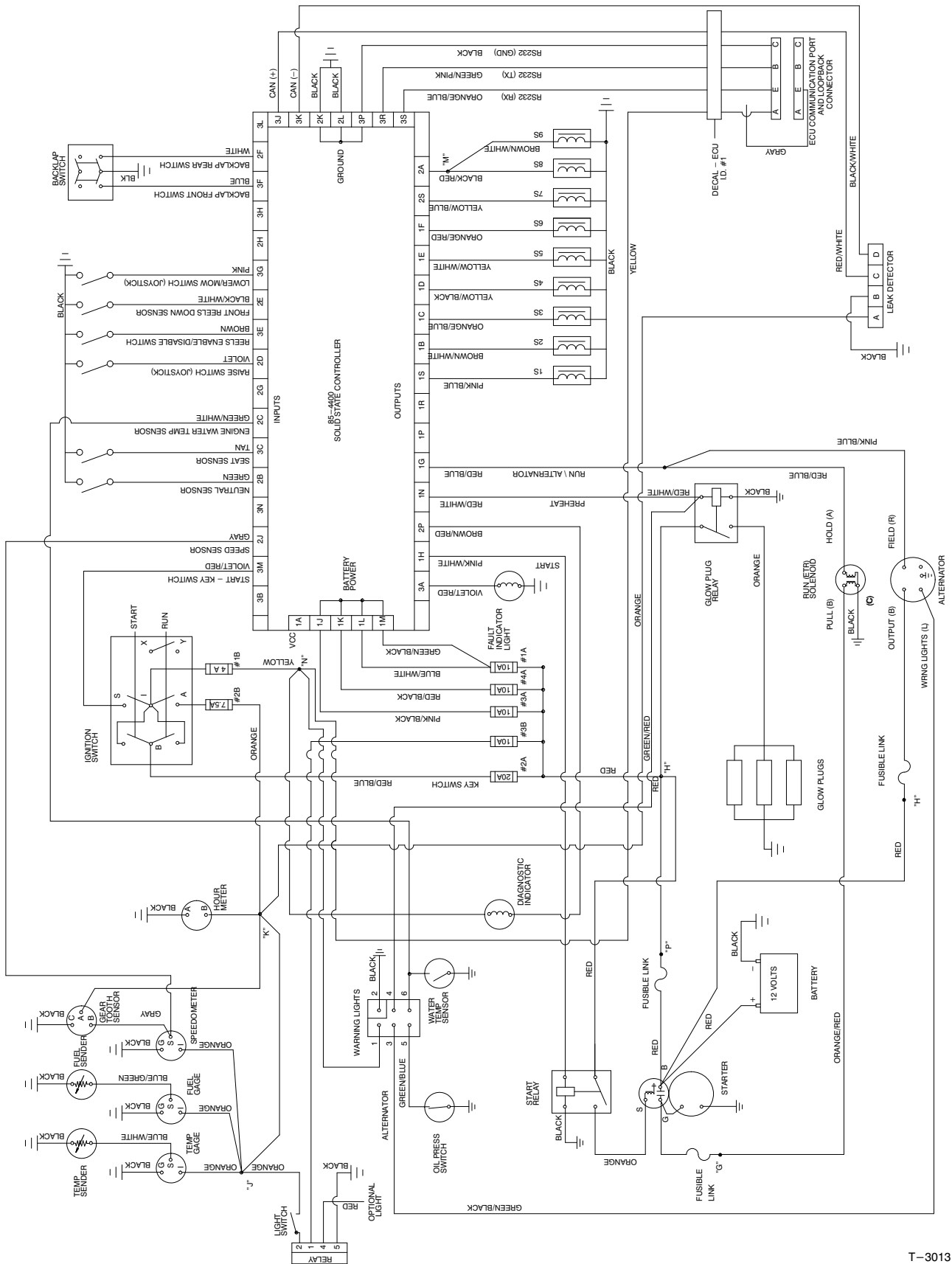
T-1458-1

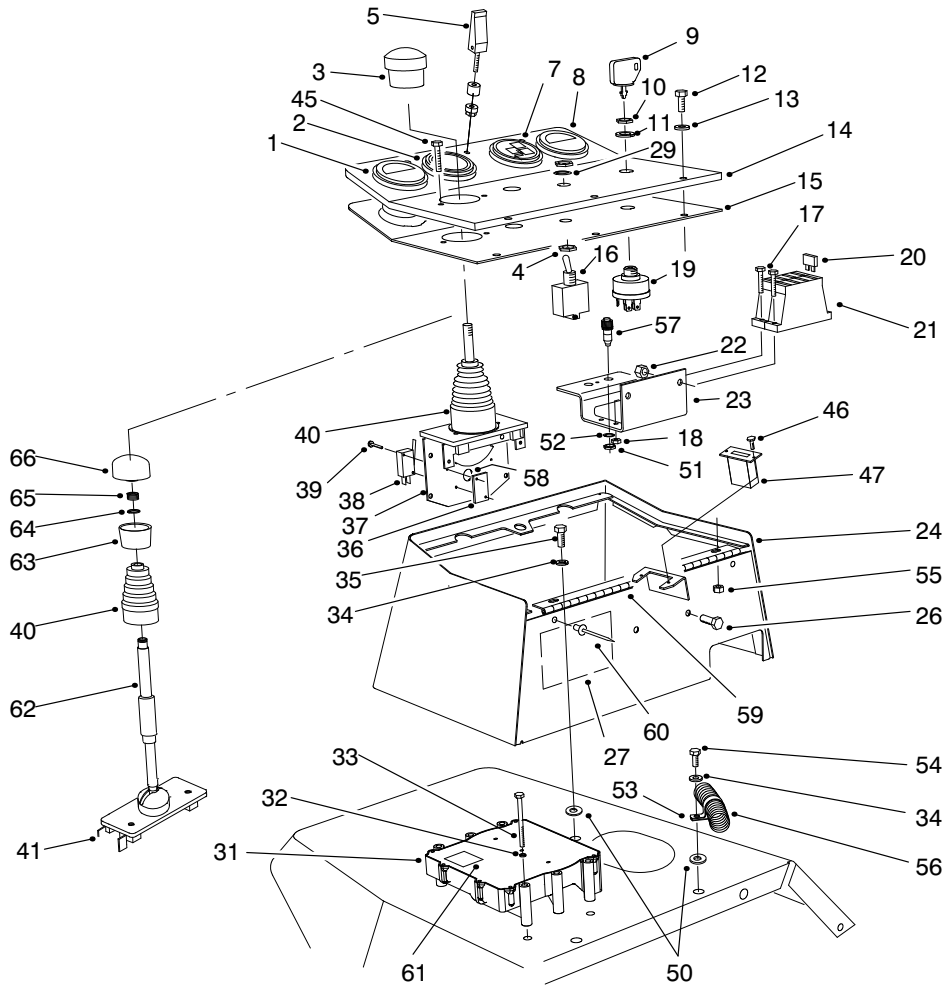
DIAGNOSTIC-ACE DISPLAY ASM

Ref. No.	Part No.	Description	No. Used
1	98-9750	Decal-Diagnostic-ACE RM 5400D V 1.0	1
1	98-9760	Decal-Diag. (Spanish)	1
1	98-9754	Decal-Diag. (French)	1
1	98-9755	Decal-Diag. (German)	1
1	98-9762	Decal-Diag. (Swedish)	1
1	98-9756	Decal-Diag. (Italian)	1
1	98-9759	Decal-Diag. (Portuguese)	1
1	98-9758	Decal-Diag. (Norwegian)	1
1	98-9753	Decal-Diag. (Finnish)	1
1	98-9751	Decal-Diag. (Danish)	1
1	98-9752	Decal-Diag. (Dutch)	1
1	98-9757	Decal-Diag. (Japan)	1
1	94-5386	Decal-Turf Defender, Diag.	1
1	94-8060	Decal-Turf Defender, Diag. (Danish)	1
1	94-8061	Decal-Turf Defender, Diag. (Dutch)	1
1	94-8062	Decal-Turf Defender, Diag. (Finnish)	1

Ref. No.	Part No.	Description	No. Used
1	94-8063	Decal-Turf Defender, Diag. (French)	1
1	94-8064	Decal-Turf Defender, Diag. (German)	1
1	94-8065	Decal-Turf Defender, Diag. (Italian)	1
1	94-8066	Decal-Turf Defender, Diag. (Japanese)	1
1	94-8067	Decal-Turf Defender, Diag. (Norwegian)	1
1	94-8068	Decal-Turf Defender, Diag. (Portuguese)	1
1	94-8069	Decal-Turf Defender, Diag. (Spanish)	1
1	94-8070	Decal-Turf Defender, Diag. (Swedish)	1
2	85-4750	Display-Diagnostic-ACE	1

ELECTRICAL SCHEMATIC





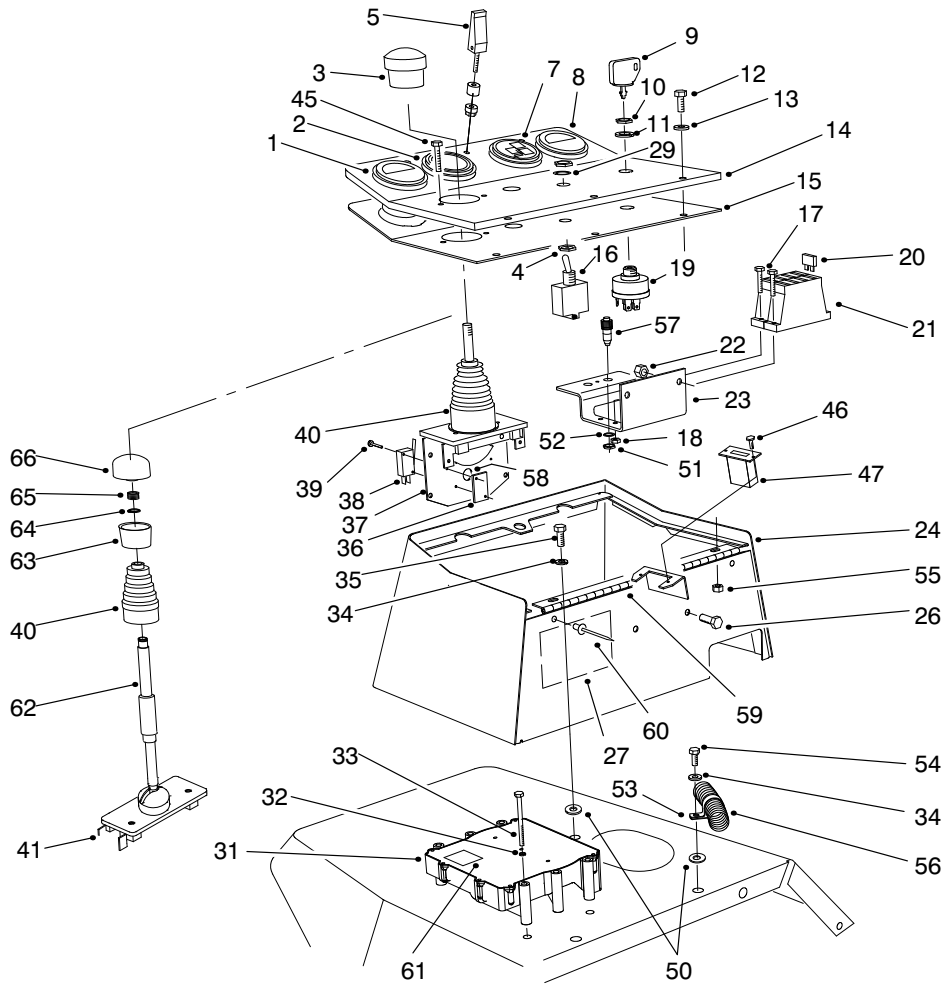
T-1501-7

CONTROL CONSOLE ASM

Ref. No.	Part No.	Description	No. Used	Ref. No.	Part No.	Description	No. Used
1	98-9339	Gauge-Fuel	1	22	3296-42	Nut-Lock	4
2	85-4420	Gauge-Speedometer	1	23	93-7587	Bracket-Fuse Block	1
3	3290-489	Knob-Lift Control	1	24	75-5740	Box-Control	1
4	218-498	Nut-Hex.	2	26	321-39	Screw-HH	2
5	74-5950	Asm-Swell Latch	1	27	94-6767	Decal-Fuses	1
7	98-9306	Cluster-Warning	1	29	218-589	Washer-Lock	1
8	98-9308	Gauge-Temperature	1	31	92-5720	Controller-Electronic	1
9	63-8360	Key-Ignition	1			Note: This part must be programmed by distributor before installation.	
10	218-446	Nut-Locking	1	32	3253-3	Washer-Lock	3
11	218-447	Washer-E.T.L.W.	1	33	321-15	Screw-HH	3
12	3258-166	Screw-PPH	5	34	3256-3	Washer-Flat	3
13	3256-1	Washer-Flat	5	35	322-3	Screw-HH	2
14	93-6683	Panel-Control	1	36	3290-354	Plate-Nut	2
15	75-6270	Cover-Control Box	1	37	98-2195	Asm-Lift Control (Incl. Ref. #3, 36, 38-40, & 58)	1
16	75-1010	Asm-Switch, Toggle (Incl. Ref. #4, 29 & 71)	1	38	94-8104	Switch-Micro	2
17	32105-13	Screw-HH	4	39	94-8103	Screw-HH	4
18	3296-2	Nut-Lock	4	40	3290-488	Boot-Lift Control	1
19	27-2360	Asm-Ignition Switch (Incl. Ref. #9-11)	1	41	98-9782	Kit-Lift Control (Incl. Ref. #62-66)	1
†20	94-9157	Fuse-4A	1	45	3273-26	Screw-Hex. Socket Hd.	2
†20	218-578	Fuse-10A	3				
†20	218-574	Fuse-7.5A	1				
†20	218-594	Fuse-20A	1				
†21	67-7160	Block-Fuse	2				

*Not Illustrated
 ■Obtain Locally.

†Included in main wire harness Assembly.



T-1501-7

CONTROL CONSOLE ASM (Continued)

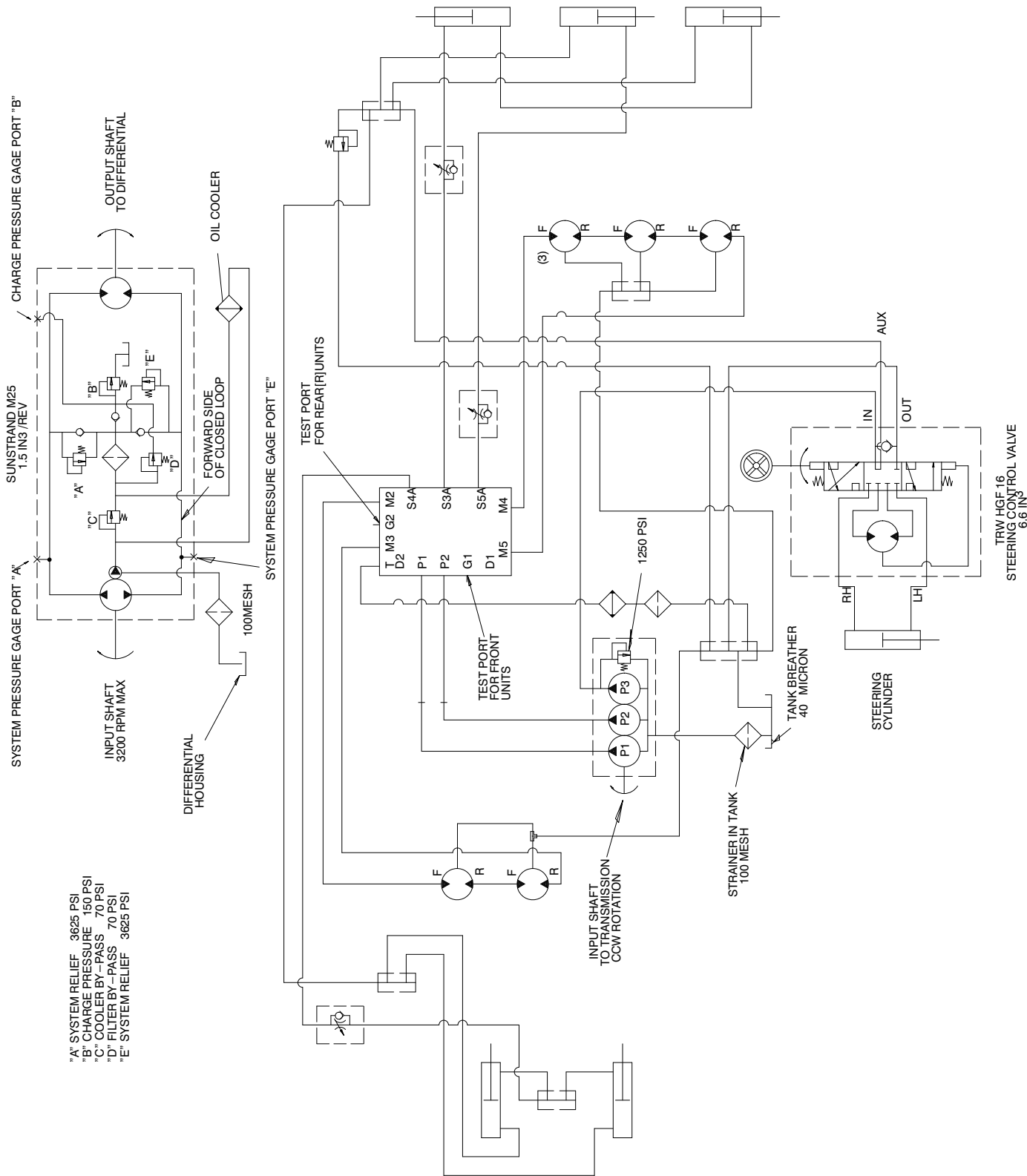
Ref. No.	Part No.	Description	No. Used
46	32144-18	Screw-HH	2
47	75-6820	Meter-Hour	1
51		Nut-Lock	1
50	66-2920	Washer-Nylon	3
52		Washer-Lock	1
53	2412-126	Clamp-R	1
54	322-5	Screw-HH	1
55	32128-33	Nut-Lock, Flange Hd.	3
56	98-4551	Asm-Main Wire Harness	1
†57	85-4491	Lamp-Diagnostic (Incl. 219-19 Lamp)	1
*	219-19	Lamp-Green	1
58	93-3625	Spring-Joystick Return	1
59	75-5780	Hinge-Cover	1

Ref. No.	Part No.	Description	No. Used
60	93-8744	Rivet	3
61	93-8053	Decal-ECU	1
62	98-9783	Tube-Interlock	1
63	94-3055	Cap-Lower, Joystick	1
64	94-3056	Ring-Retaining	1
65	94-3057	Spring-Compression	1
66	94-3058	Cap-Upper, Joystick	1
*70	94-6343	Decal-Wire I.D.	1
*71	3253-19	Washer-Lock	2
*†	70-8570	Breaker-Circuit, 40 Amp	2
*†	86-7560	Connector-Cover (3 Way)	3
*†	86-7550	Connector-Cover (2 Way)	2
*†	85-4650	Connector-Loop Back	1

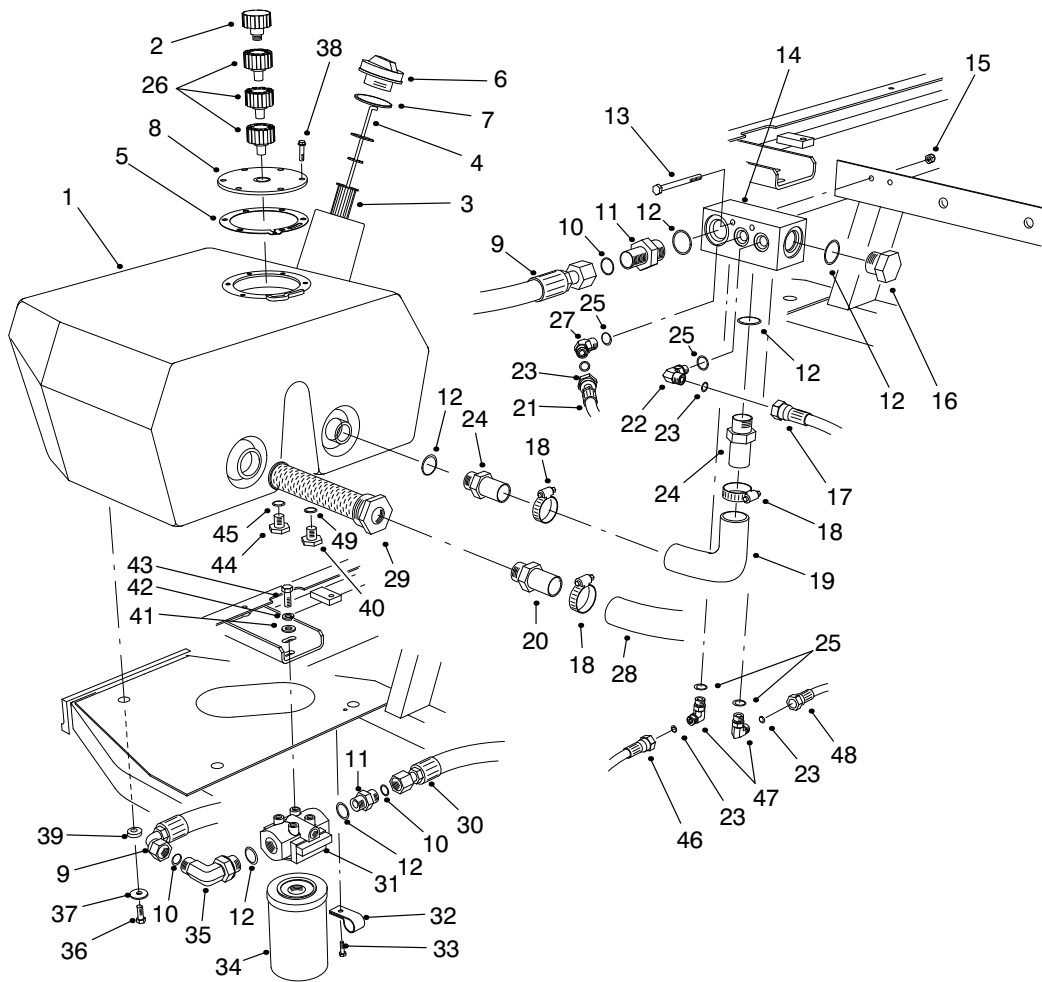
*Not Illustrated

†Included in main wire harness Assembly.

HYDRAULIC SCHEMATIC



- "A" SYSTEM RELIEF 3625 PSI
- "B" CHARGE PRESSURE 150 PSI
- "C" COOLER BY-PASS 70 PSI
- "D" FILTER BY-PASS 70 PSI
- "E" SYSTEM RELIEF 3625 PSI

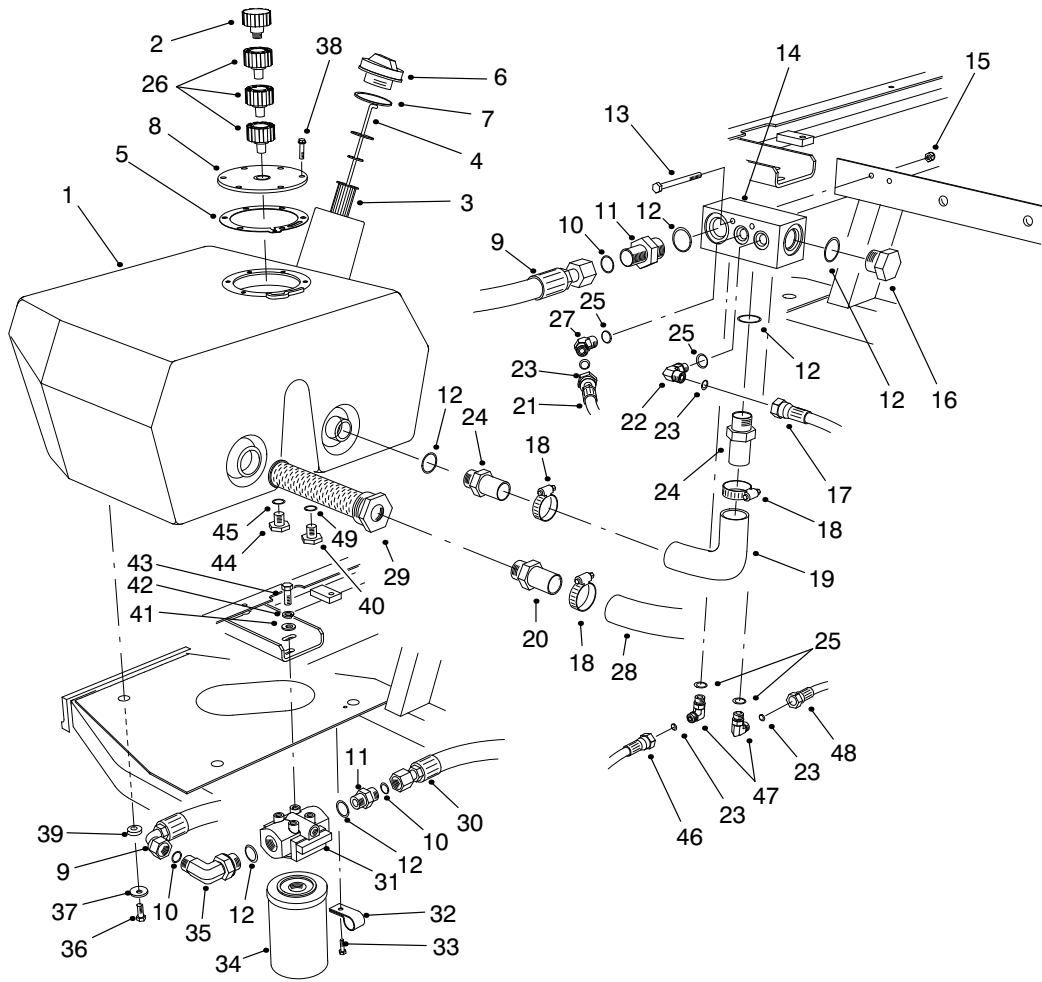


T-1048-4

HYDRAULIC RESERVOIR ASM

Ref. No.	Part No.	Description	No. Used
1	93-7488	Reservoir-Hydraulic	1
2	68-6150	Breather-Hydraulic Tank	1
3	61-2790	Screen-Filler	1
4	94-9411	Dipstick	1
5	93-7499	Gasket-Flange	1
6	93-7498	Plug-Plastic	1
7	237-101	O-Ring	1
8	93-7588	Cover-Tank	1
9	75-6130	Hose-Hydraulic	1
10	237-65	O-Ring	5
11	340-8	Fitting-Hydraulic Straight (Incl. Ref. #10 & 12)	2
12	237-81	O-Ring	4
13	321-23	Screw-HH	2
14	92-9098	Manifold-Tank	1
15	3296-42	Nut-Lock	2
16	354-74	Fitting-Hydraulic Plug (Incl. Ref. #12)	1
17	75-6250	Hose-Hydraulic	1
18	2412-34	Clamp-Hose	3
19	75-5720	Hose-Hydraulic	1
20	353-682	Fitting-Hydraulic Straight	1
21	93-0119	Hose-Hydraulic	1
22	340-77	Fitting-Hydraulic 90° (Incl. Ref. #23 & 25)	1
23	237-22	O-Ring	6

Ref. No.	Part No.	Description	No. Used
24	354-73	Fitting-Hydraulic Straight (Incl. Ref. #12)	2
25	237-42	O-Ring	4
26	92-8020	Adapter-Breather	3
27	340-87	Fitting-Hydraulic 45° (Incl. Ref. #25 & 23)	1
28	75-6870	Hose-Hydraulic Suction	1
29	75-0550	Strainer-Suction	1
30	93-0077	Hose-Hydraulic	1
31	75-1300	Asm-Hydraulic Filter Head	1
32	2412-93	Clamp-R	2
33	32144-10	Screw-HWH	2
34	75-1310	Element-Hydraulic Filter	1
35	340-139	Fitting-Hydraulic 90° (Incl. Ref. #10 & 12)	1
36	33105-025	Screw-HH	3
37	63-8410	Washer-Flat	3
38	33104-020	Screw-HFH	6
39	240-11	Grommet	3
40	353-508	Plug-Hydraulic	1
41	3256-24	Washer-Flat	2
42	3253-21	Washer-Lock	2
43	323-4	Screw-HH	2
44	353-550	Plug-Drain (Incl. Ref. #45)	1
45	237-79	O-Ring	1

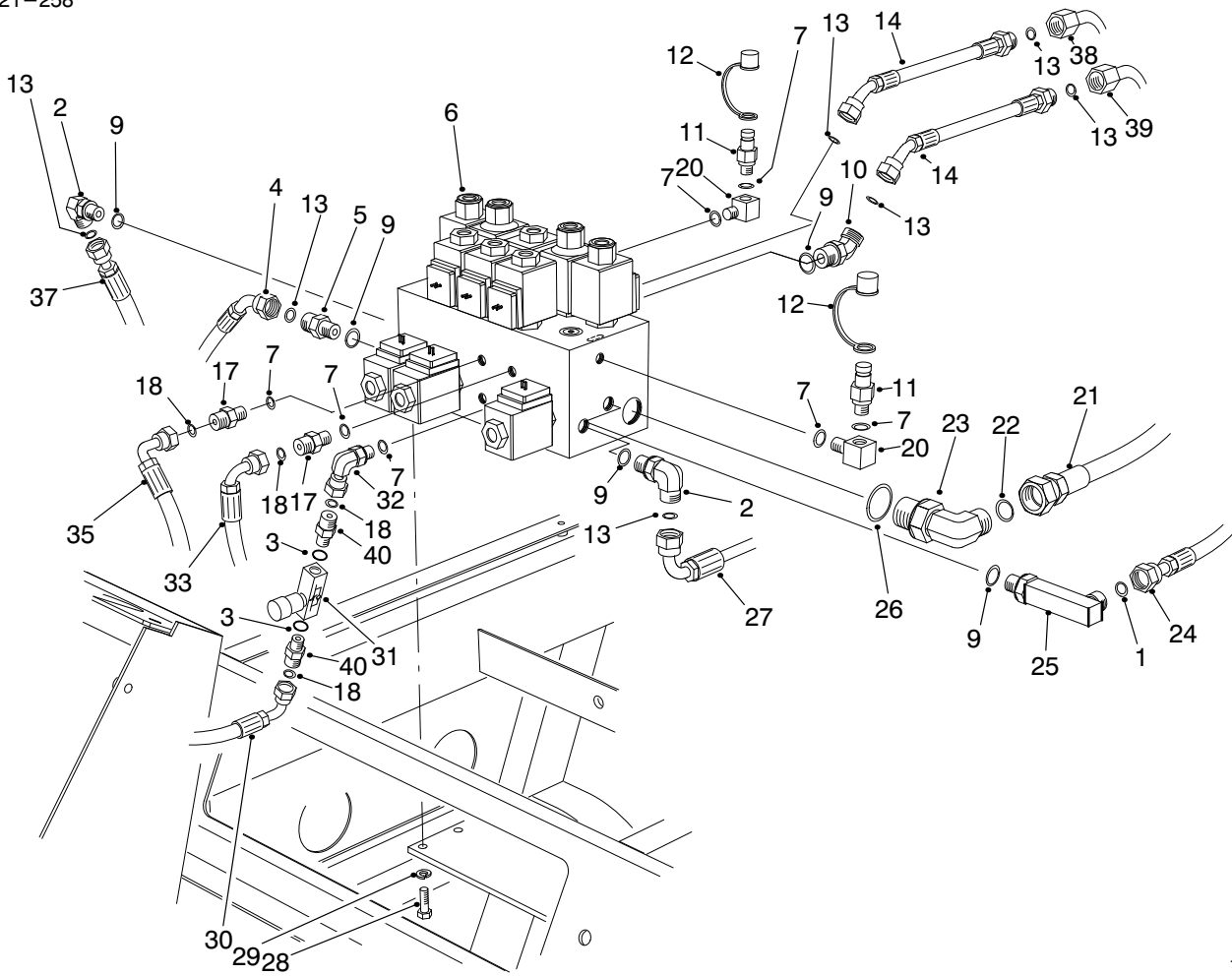


T-1048-4

HYDRAULIC RESERVOIR ASM (Continued)

Ref. No.	Part No.	Description	No. Used
46	92-9096	Asm-Hose	1
47	340-82	Fitting-Hydraulic 90° (Incl. Ref. #23 & 25)	2

Ref. No.	Part No.	Description	No. Used
48	94-4916	Asm-Hose, Drain	1
49	237-42	O-Ring	1

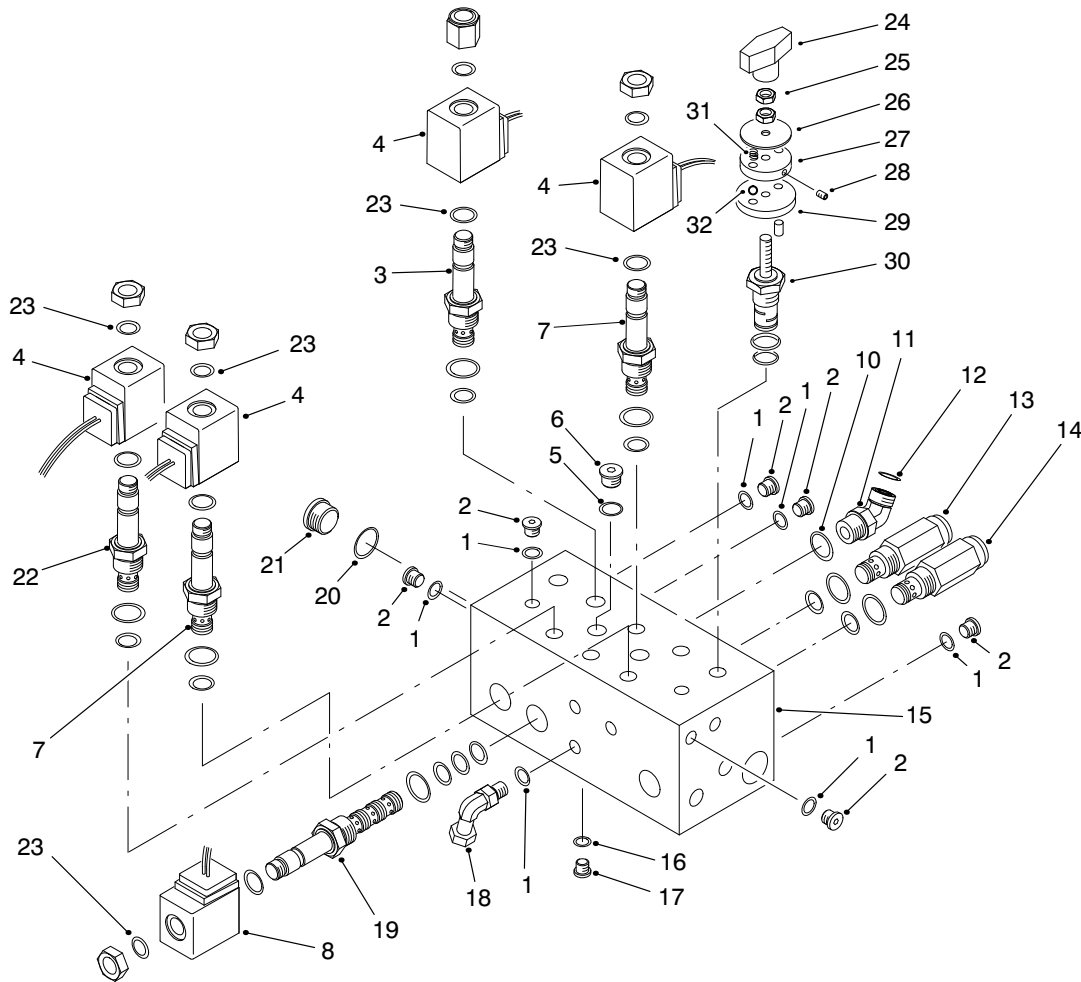


T-1094-4

HYDRAULIC CONTROL MANIFOLD ASM

Ref. No.	Part No.	Description	No. Used
1	237-22	O-Ring	1
2	340-98	Fitting-Hydraulic 90° (Incl. Ref. #9 & 13)	2
3	237-42	O-Ring	2
4	98-4586	Asm-Hose, Pressure #5	1
5	340-4	Fitting-Hydraulic Straight (Incl. Ref. #9 & 13)	1
6	98-4579	Asm-Control Manifold (Incl. Ref. #32)	1
7	237-78	O-Ring	6
9	237-79	O-Ring	6
10	340-101	Fitting-Hydraulic 45° (Incl. Ref. #9 & 13)	2
11	354-77	Fitting-Test Port (Incl. Ref. #7)	2
12	354-79	Cap-Test Port	2
13	237-30	O-Ring	7
14	86-9190	Hose-Hydraulic	2
17	340-92	Fitting-Hydraulic Straight (Incl. Ref. #7 & 18)	2
18	237-21	O-Ring	4
20	75-6640	Fitting-Hydraulic 90° (Incl. Ref. #7)	2

Ref. No.	Part No.	Description	No. Used
21	93-0078	Hose-Hydraulic	1
22	237-65	O-Ring	1
23	340-139	Fitting-Hydraulic 90° (Incl. Ref. #22 & 26)	1
24	98-9348	Asm-Hose, Pressure #2	1
25	98-9781	Fitting-Hydraulic 90° (Incl. Ref. #1 & 9)	1
26	237-81	O-Ring	1
27	98-9347	Asm-Hose, Pressure #3	1
28	322-3	Screw-HH	4
29	3253-4	Washer-Lock	4
30	75-5900	Hose-Hydraulic	1
31	98-9742	Valve-Flow Control	1
32	340-143	Fitting-Hydraulic 90° (Incl. Ref. #7)	1
33	93-0118	Hose-Hydraulic	1
35	75-5890	Hose-Hydraulic	1
37	98-4589	Asm-Hose, Pressure #4	1
38	93-3642	Tube-Hydraulic	1
39	93-3643	Tube-Hydraulic	1
40	340-1	Fitting-Hydraulic Straight (Incl. Ref. #3 & 18)	2



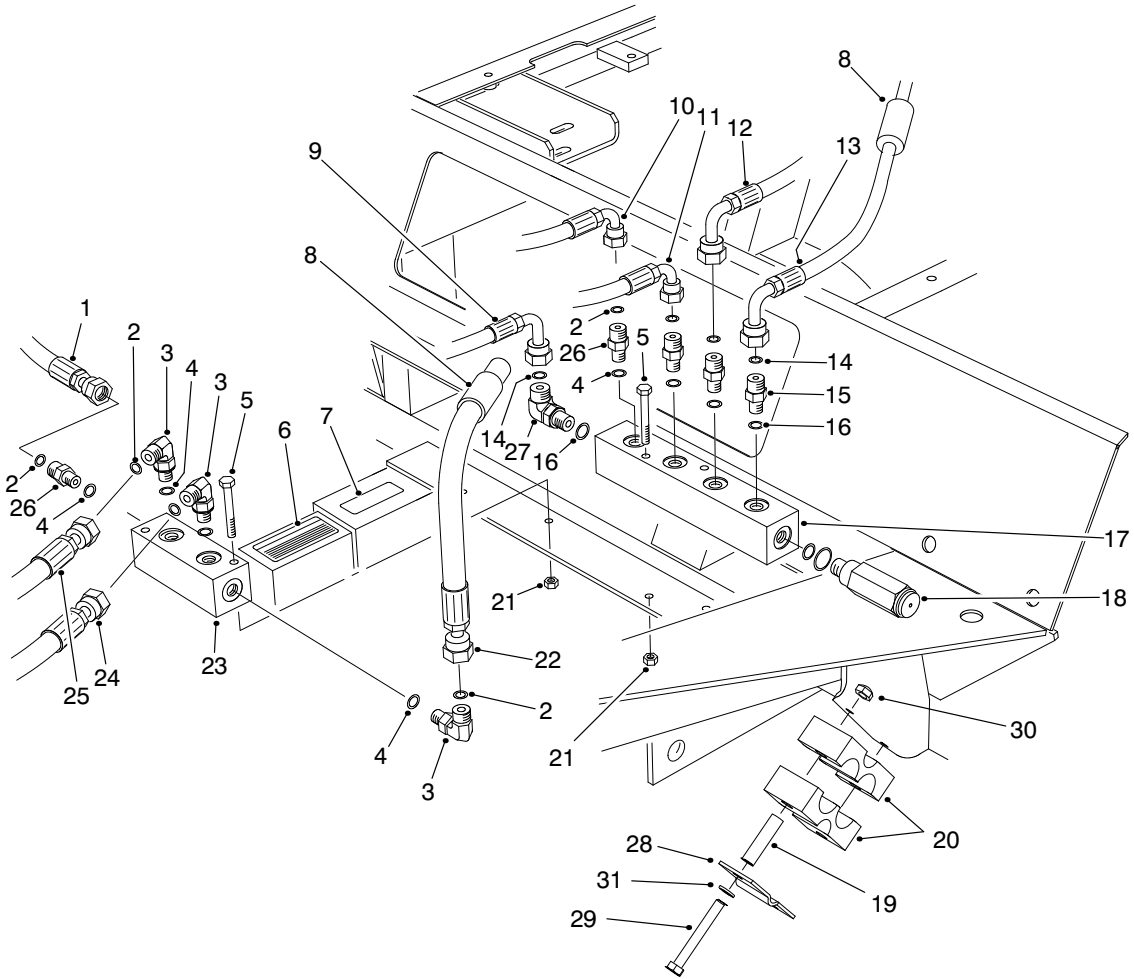
T-1503-2

CONTROL MANIFOLD ASM

Ref. No.	Part No.	Description	No. Used	Ref. No.	Part No.	Description	No. Used
1	237-78	O-Ring	12	18	340-143	Fitting-Hydraulic 90° (Incl. Ref. #1)	1
2	353-990	Plug (Incl. Ref. #1)	11	19	88-6960	Cartridge-4W/2P (Use Seal Kit #95-5642)	3
3	88-7020	Cartridge-N.O. (Use Seal Kit #95-5645)	2	20	237-80	O-Ring	1
4	88-9190	Solenoid-20 Watt	6	21	354-70	Plug (Incl. Ref. #20)	1
5	237-42	O-Ring	2	22	92-6315	Cartridge-N.C. (Use Seal Kit #95-5645)	1
6	353-989	Plug (Incl. Ref. #5)	2	23	94-5438	Seal-Solenoid	10
7	94-2685	Cartridge-N.C. (Use Seal Kit #95-5645)	3	24	94-5020	Knob	2
8	88-9200	Solenoid-28 Watt	3	25	75-6770	Nut-Jam	4
10	237-79	O-Ring	1	26		Plate-Indicator	2
11	340-101	Fitting-Hydraulic 45° (Incl. Ref. #10 & 12)	1	27	75-6730	Plate-Detent	2
12	237-30	O-Ring	1	28		Screw-Set	2
13	75-0920	Cartridge-Relief 3000 psi (Use Seal Kit #95-5645)	1	29	75-6720	Plate-Locating	2
14	75-2010	Cartridge-Relief 2000 psi (Use Seal Kit #95-5645)	1	30	98-9779	Rotary Cartridge Kit (Use Seal Kit #95-5645)	2
†15		Body-Manifold	1	31	94-5027	Spring-Detent	2
16	237-156	O-Ring	2	32		Ball-Detent	2
17	353-991	Plug (Incl. Ref. #16)	2	*	82-8520	Detent Assembly Kit (Incl. Ref. #24-29, 31 & 32)	2
				*	95-5645	Kit-Seal	10
				*	95-5642	Kit-Seal	3

*Not Illustrated

†Not Serviceable Separately

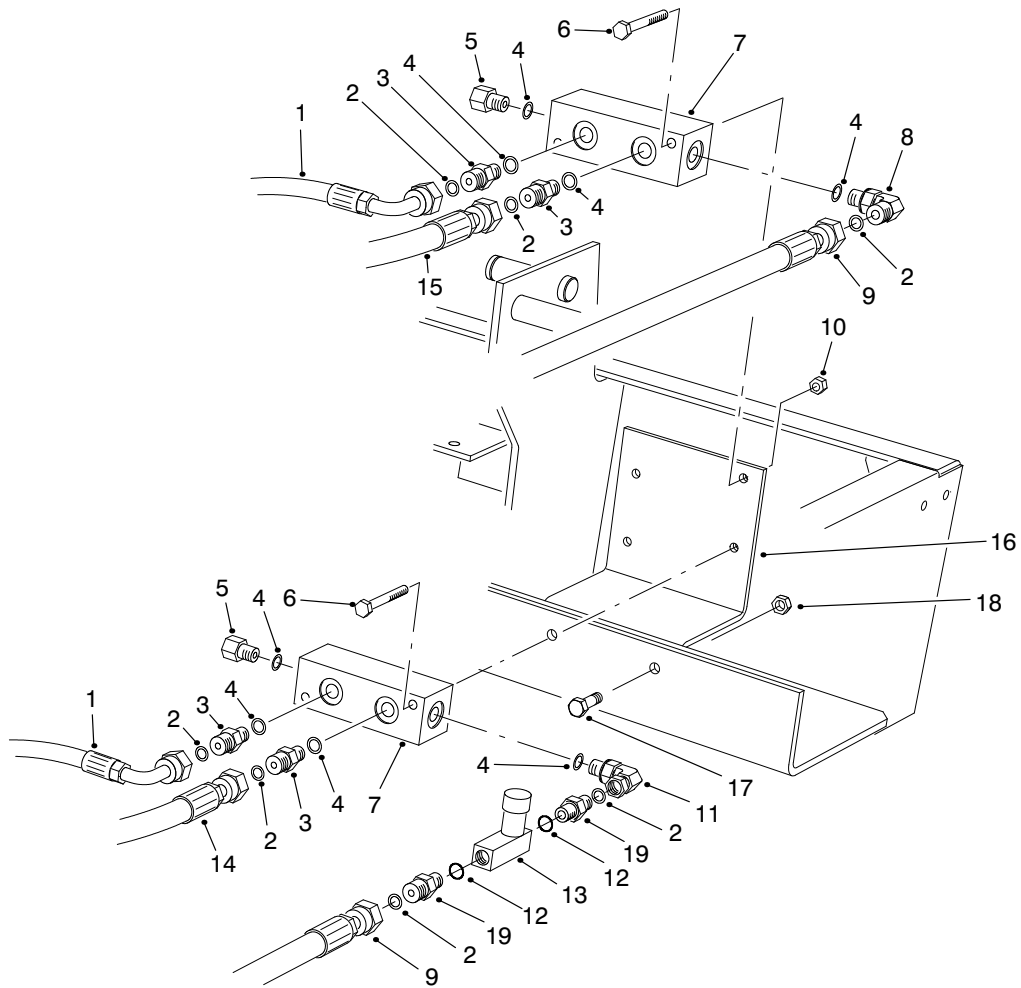


T-1058-5

FRONT HYDRAULIC MANIFOLDS

Ref. No.	Part No.	Description	No. Used
1	98-4584	Asm-Hose, Drain	1
2	237-21	O-Ring	7
3	340-132	Fitting-Hydraulic 90° (Incl. Ref. #2 & 4)	3
4	237-78	O-Ring	7
5	321-18	Screw-HH	4
6	93-6693	Decal-Floor Plate	1
7	93-6686	Decal-Oil	1
8	38-3400	Guard-Rubber	2
9	75-5940	Hose-Hydraulic	1
10	75-5890	Hose-Hydraulic	1
11	75-5910	Hose-Hydraulic	1
12	93-0118	Hose-Hydraulic	1
13	93-0119	Hose-Hydraulic	1
14	237-22	O-Ring	2
15	340-2	Fitting-Hydraulic Straight (Incl. Ref. #14 & 16)	2
16	237-42	O-Ring	2
17	93-0139	Manifold-Hydraulic	1

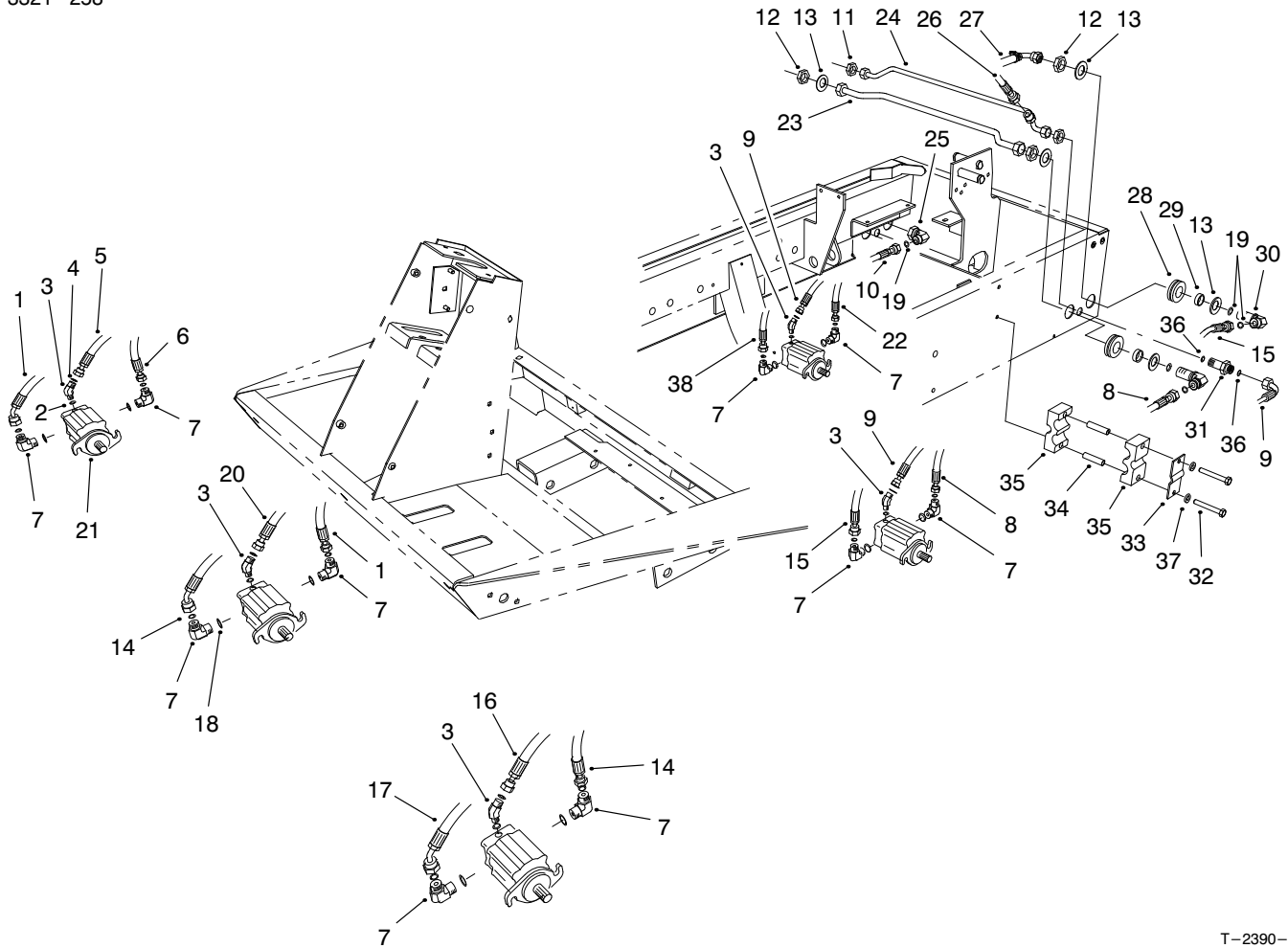
Ref. No.	Part No.	Description	No. Used
18	93-0143	Cartridge-Relief 250 psi (Use Seal Kit #75-2080)	1
19	93-7960	Spacer	4
20	82-8170	Clamp-Rubber	4
21	3296-42	Nut-Lock	4
22	92-9096	Hose-Hydraulic	1
23	75-1180	Manifold-Hydraulic	1
24	98-4587	Asm-Hose, Drain #4	1
25	98-4590	Asm-Hose, Drain #1	1
26	340-92	Fitting-Hydraulic Straight (Incl. Ref. #2 & 4)	4
27	340-77	Fitting-Hydraulic 90° (Incl. Ref. #14 & 16)	1
28	93-7961	Clamp	2
29	322-13	Screw-HH	4
30	3296-29	Nut-Lock	4
31	3256-70	Washer-Flat	4



T-1095-4

REAR HYDRAULIC MANIFOLDS

Ref. No.	Part No.	Description	No. Used	Ref. No.	Part No.	Description	No. Used
1	75-6180	Hose-Hydraulic	2	10	32128-33	Nut-Lock	4
2	237-21	O-Ring	7	11	340-143	Fitting-Hydraulic 90° (Incl. Ref. #4)	1
3	340-92	Fitting-Hydraulic Straight (Incl. Ref. #2 & 4)	4	12	237-42	O-Ring	2
4	237-78	O-Ring	8	13	98-7942	Valve-Flow Control	1
5	353-512	Fitting-Hydraulic Plug (Incl. Ref. #4)	2	14	75-6080	Hose-Hydraulic	1
6	321-11	Screw-HH	4	15	75-6070	Hose-Hydraulic	1
7	75-1180	Manifold	2	16	94-4920	Plate-Mounting Valve	1
8	340-132	Fitting-Hydraulic 90° (Incl. Ref. #2 & 4)	1	17	322-5	Screw-HH	2
9	93-0118	Hose-Hydraulic	2	18	32128-20	Nut-Flange Lock	2
				19	340-1	Fitting-Hydraulic Straight (Incl. Ref. #2 & 12)	2



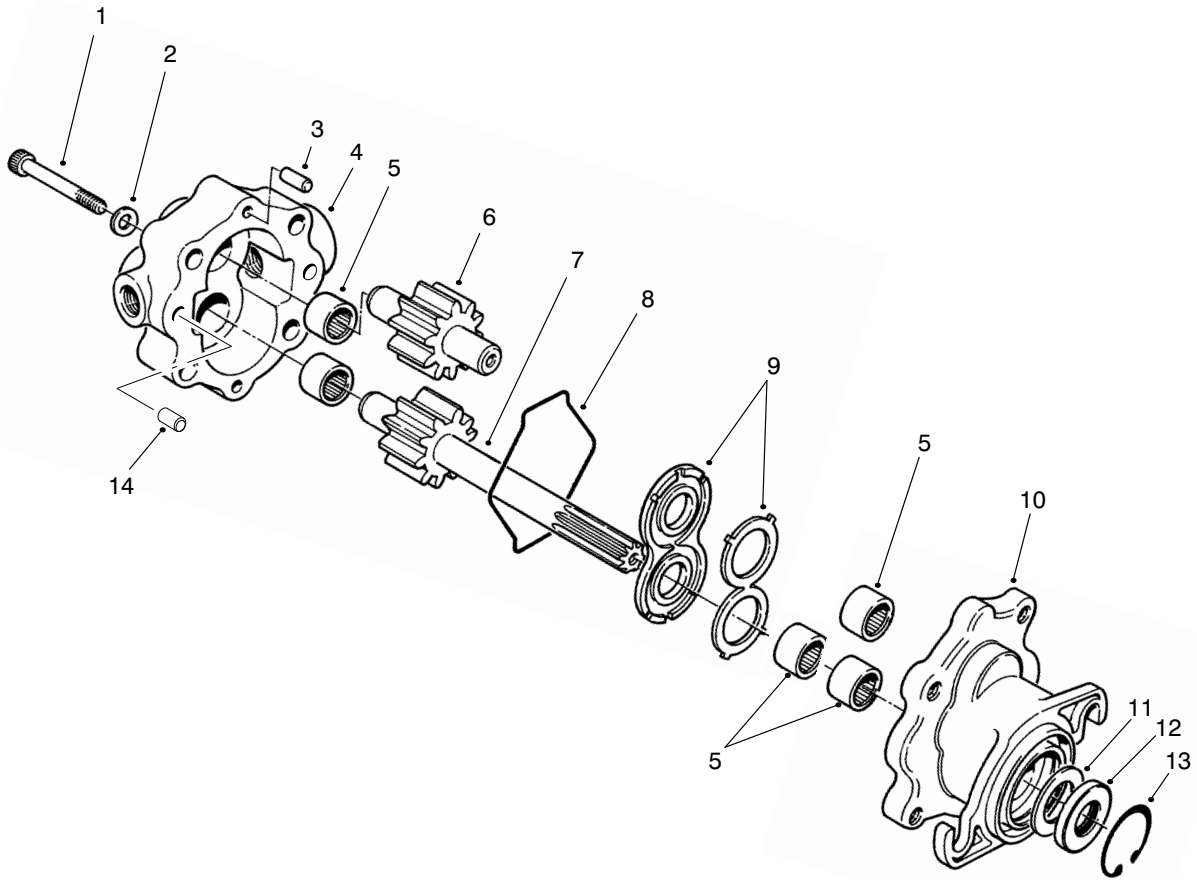
T-2390-2

CUTTING UNIT HYDRAULIC COMPONENTS

Ref. No.	Part No.	Description	No. Used
1	98-4585	Asm-Hose, Pressure #1, 5	1
2	237-78	O-Ring	5
3	340-103	Fitting-Hydraulic 45° (Incl. Ref. #2 & 4)	5
4	237-21	O-Ring	5
5	98-4584	Asm-Hose, Drain #5	1
6	98-4586	Asm-Hose, Pressure #5	1
7	340-98	Fitting-Hydraulic 90° (Incl. Ref. #18 & 19)	10
8	98-4581	Asm-Hose, Pressure #2	1
9	98-4583	Asm-Hose, Drain #2, 3	2
10	98-9347	Asm-Hose, Pressure #3	1
11	340-70	Nut-Bulkhead	2
12	340-127	Nut-Bulkhead	4
13	69-8930	Washer-Flat	8
14	98-4588	Asm-Hose, Pressure #1, 4	1
15	98-4582	Asm-Hose, Pressure #2	1
16	98-4587	Asm-Hose, Drain #4	1
17	98-4589	Asm-Hose, Pressure #4	1
18	237-79	O-Ring	10
19	237-30	O-Ring	19
20	98-4590	Asm-Hose, Drain #1	1
21	93-1375	Motor-Hydraulic	5
22	98-9344	Asm-Hose, Hydraulic	1

Ref. No.	Part No.	Description	No. Used
23	94-4918	Asm-Tube, Pressure #2, 3	1
24	94-4917	Asm-Tube, Drain #2, 3	1
25	94-6031	Fitting-Hydraulic (Incl. Ref. #19)	1
26	94-4916	Asm-Hose, Drain, Return	1
27	98-9348	Asm-Hose, Pressure #2	1
28	240-5	Grommet-Rubber	4
29	69-8960	Spacer	4
30	93-9151	Fitting-Hydraulic (Incl. Ref. #19)	4
31	340-71	Fitting-Hydraulic (Incl. Ref. #36)	2
32	32144-58	Screw-HSH	4
33	93-7961	Clamp-Case Drain	2
34	93-7960	Spacer	4
35	82-8170	Clamp	4
36	237-22	O-Ring	4
37	3256-70	Washer-Flat	4
38	98-9343	Asm-Hose, Hydraulic	1
*	3290-378	Tie-Cable	4
*	98-9761	Kit-Hydraulic Hose (Incl. Ref. #1, 6, 8, 14-15 & 17)	1

*Not Illustrated

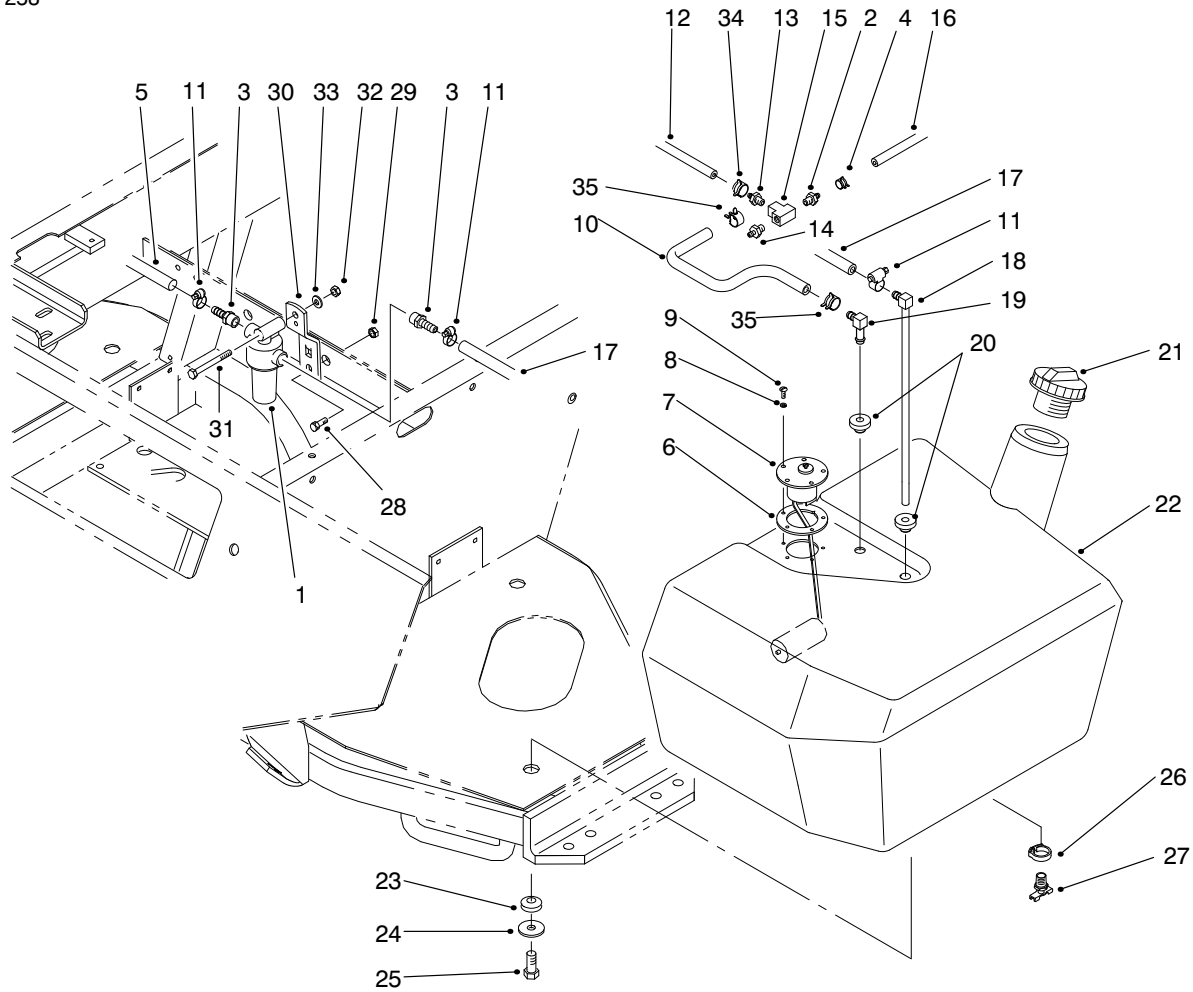


T-1872-1

REEL MOTOR ASM NO. 93-1375

Ref. No.	Part No.	Description	No. Used	Ref. No.	Part No.	Description	No. Used
1	354-50	Screw-HSH	4	9	74-3810	Asm-Load Plate	1
2	354-51	Washer	4	10	92-8795	Asm-Body (Incl. Ref. #5)	1
3	353-599	Pin-Dowel	2	†11		Spacer	1
4	93-3614	Asm-Cover (Incl. Ref. #5)	1	†12		Seal-Shaft	1
†5		Bearing-Needle	5	13	32151-41	Ring-Retaining	1
6	93-3616	Asm-Idler Gear	1	14	92-8796	Pin-Dowel	2
7	93-3615	Asm-Drive Shaft	1	*	92-8863	Kit-Repair (Incl. Ref. #8, & 11-13)	1
8	354-46	Ring-Seal	1				

*Not Illustrated



T-2898-1

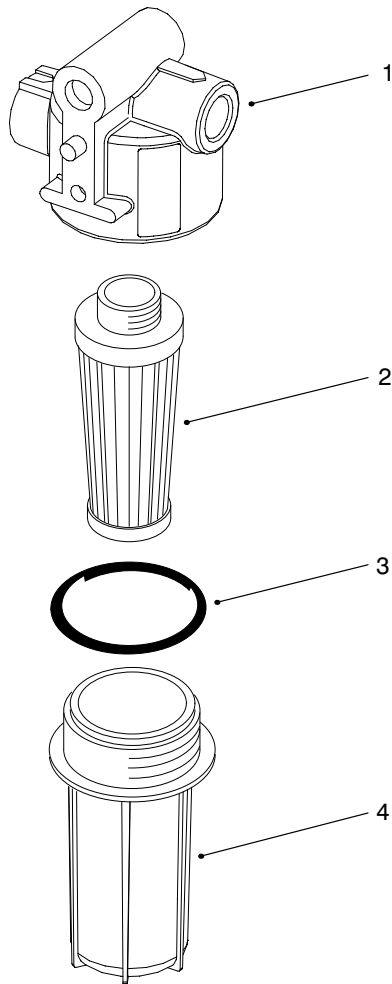
FUEL TANK ASM

Ref. No.	Part No.	Description	No. Used
1	99-8351	Filter-Fuel	1
2	304-73	Fitting-Barbed	1
3	353-783	Fitting-Fuel	1
4	2412-98	Clamp-Hose	1
5	63-7610	Hose-Fuel	1
6	62-7650	Gasket-Sending Unit	1
7	63-7640	Unit-Sending	1
8	3253-15	Washer-Lock	5
9	32122-24	Screw-Round Hd.	5
10	93-2042	Hose-Fuel	1
11	2412-108	Clamp-Hose	4
12	75-4700	Hose-Fuel	1
13	354-22	Fitting-Fuel, Straight	1
14	354-21	Fitting-Fuel Straight	1
15	354-20	Fitting-Fuel Tee	1
16	98-9338	Hose-Fuel	1
17	95-4276	Hose-Fuel	1
18	66-8121	Standpipe-Elbow 90°	1

Ref. No.	Part No.	Description	No. Used
19	46-6550	Connector-Fuel, Elbow 90°	1
20	46-6560	Grommet	2
21	93-3102	Cap-Fuel Tank	1
22	94-3510	Asm-Fuel Tank (Incl. Ref. #26-27)	1
23	240-11	Grommet	3
24	63-8410	Washer-Flat	3
25	33103-025	Screw-HHF	3
26	2412-36	Clamp-Drain	1
27	304-46	Fitting-Drain	1
28	322-4	Screw-HH	1
29	3296-29	Nut-Lock	1
30	98-9748	Support-Bracket, Filter	1
31	321-8	Screw-HH	1
32	3296-42	Nut-Lock	1
33	3256-22	Washer-Flat	1
34	2412-146	Clamp-Spring	2
35	92-2379	Clamp	2

*Not Illustrated

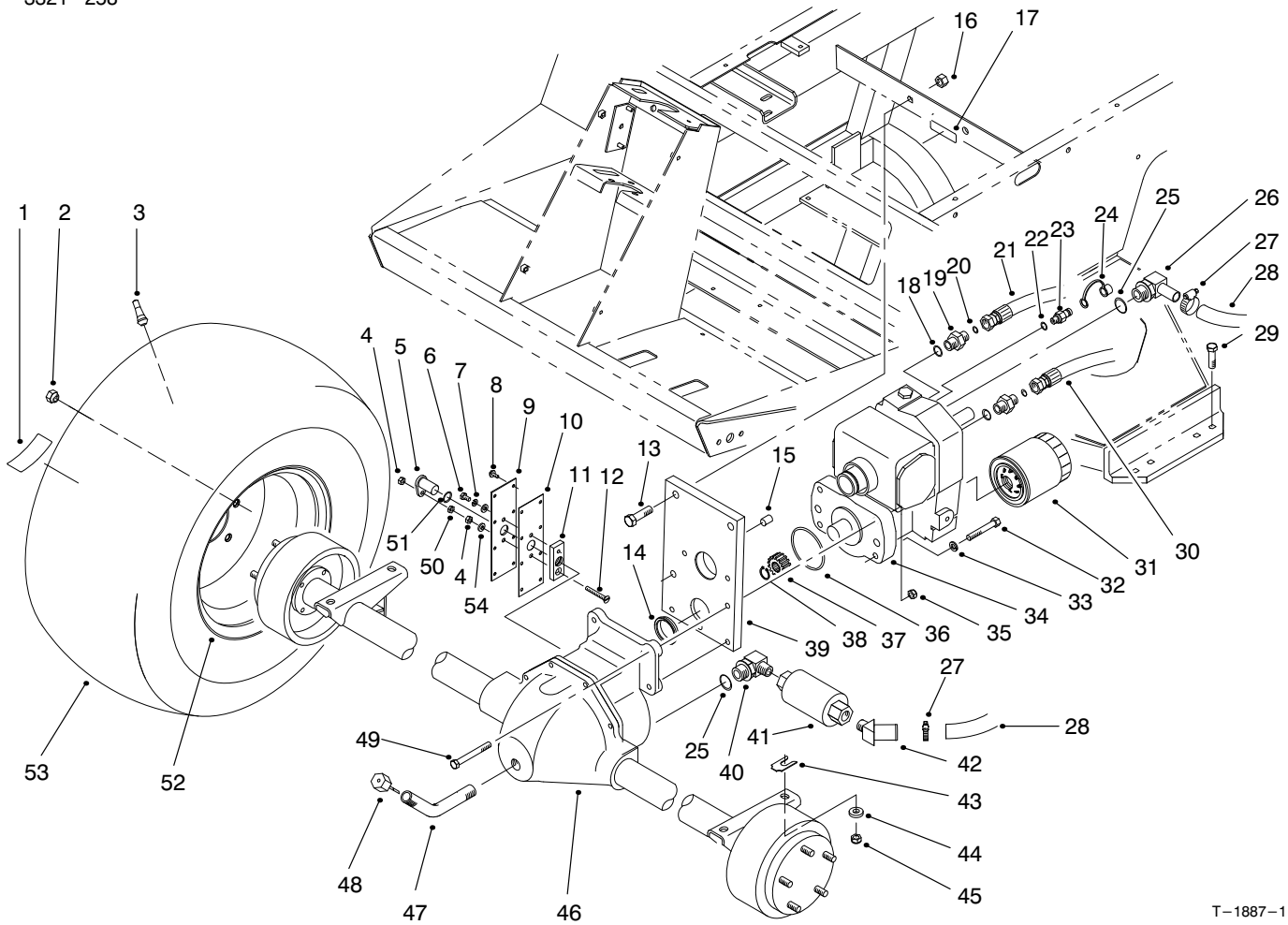
†Not Serviced Separately



T-3100

FUEL FILTER ASM

Ref. No.	Part No.	Description	No. Used	Ref. No.	Part No.	Description	No. Used
1	99-8356	Kit-Head W/Label	1	3	99-8359	O-Ring	1
2	99-8358	Kit-Element (Incl. Ref. 33)	1	4	99-8357	Kit-Bowel (Incl. Ref. #3)	1

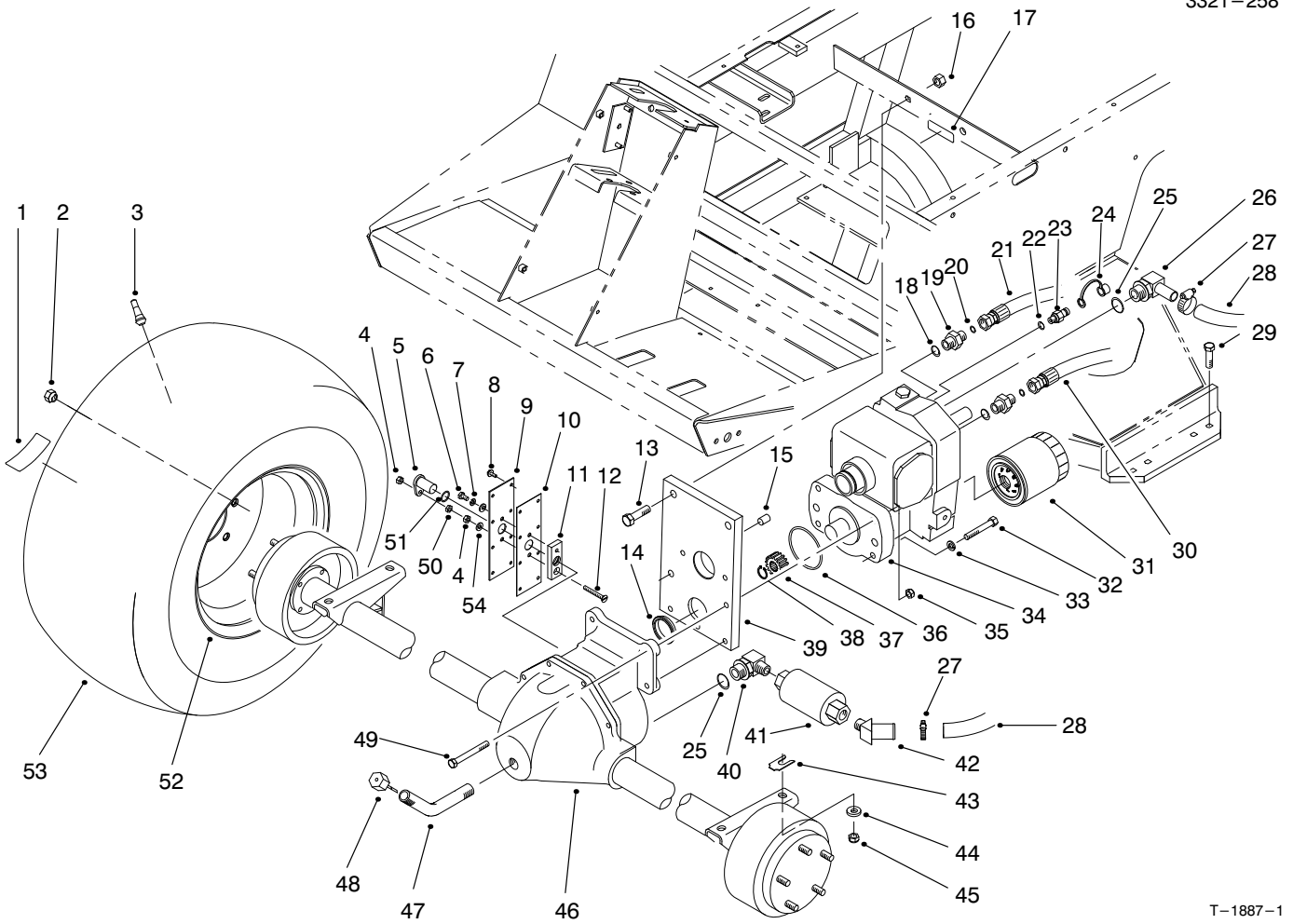


T-1887-1

FRONT AXLE & TRANSMISSION ASM

Ref. No.	Part No.	Description	No. Used
1	76-8730	Decal-Bolt Torque	2
2	23-7270	Nut-Lug	10
3	232-27	Stem-Valve	2
4	3296-56	Nut-Lock	2
5	85-4350	Sensor-Gear Tooth	1
6	321-2	Screw-HH	1
7	3253-3	Washer-Lock	1
8	32144-112	Screw-HH	8
9	85-4330	Cover-Gear	1
10	92-5797	Gasket-Axle	1
11	85-4340	Plate-Sensor Mounting	1
12	32108-9	Screw-Machine	1
13	325-7	Screw-HH	2
14	75-3110	Collar-Transmission	1
15	92-4808	Sleeve-Trans. Pilot	1
16	3296-23	Nut-Lock	2
17	93-6691	Decal-Bolt	1
18	237-79	O-Ring	2
19	340-3	Fitting-Hydraulic, Straight (Incl. Ref. #18 & 20)	2
20	237-22	O-Ring	2
21	93-0076	Hose-Hydraulic	1
22	237-78	O-Ring	1
23	354-77	Fitting-Hydraulic Test Port (Incl. Ref. #22)	1
24	354-79	Cap-Test Port	1

Ref. No.	Part No.	Description	No. Used
25	237-81	O-Ring	2
26	75-4720	Fitting-Hydraulic 90° (Incl. Ref. #25)	1
27	2412-129	Clamp-Hose	2
28	75-6350	Hose	1
29	324-7	Screw-HH	4
30	93-0075	Hose-Hydraulic	1
31	75-1330	Filter-Oil	1
32	323-12	Screw-HH	2
33	3253-21	Washer-Lock	2
34	75-0012	Asm-Transmission	1
35	3296-39	Nut-Lock	2
36	237-161	O-Ring	1
37	86-7220	Gear-Pinion	1
38	32151-62	Ring-Retaining	1
39	92-4846	Asm-Trans. Support (Incl. Ref. #14 & 15)	1
40	354-75	Fitting-Hydraulic 90° (Incl. Ref. #25)	1
41	75-6340	Strainer-In-Line	1
42	354-72	Fitting-Hydraulic 45°	1
43	42-6080	Shim-Axle	A/R
44	66-6480	Washer-Flat	4
45	3296-48	Nut-Lock	4
46	94-6933	Asm-Front Axle	1
47	75-6850	Tube-Oil Fill	1

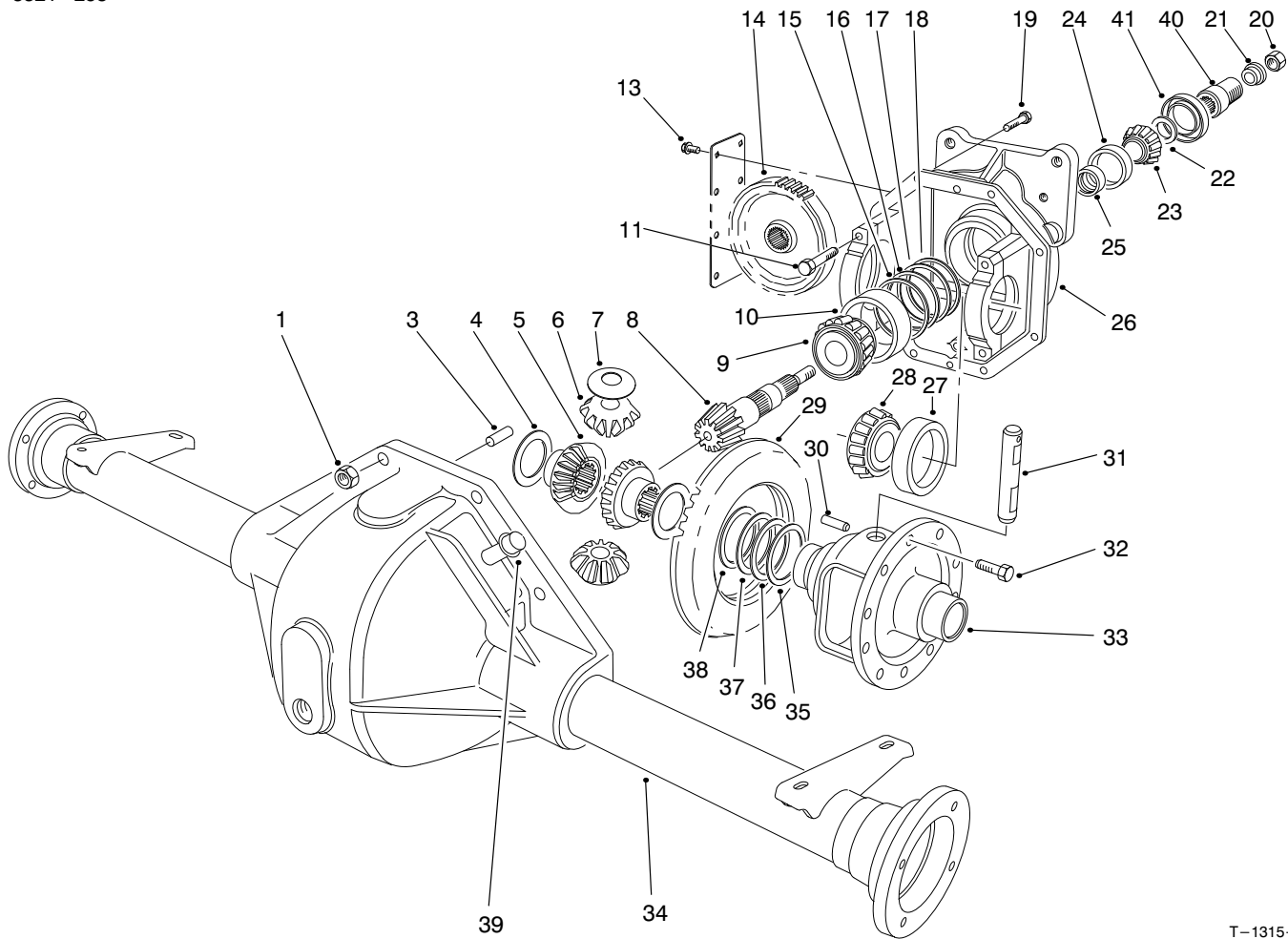


T-1887-1

FRONT AXLE & TRANSMISSION ASM (Continued)

Ref. No.	Part No.	Description	No. Used
48	27-3710	Dipstick-Axle	1
49	323-20	Screw-HH	2
50	3218-1	Nut-Jam	1
51	237-181	O-Ring	1

Ref. No.	Part No.	Description	No. Used
52	217-120	Rim	2
53	231-134	Tire	2
54	3256-22	Washer-Flat	2



T-1315-1

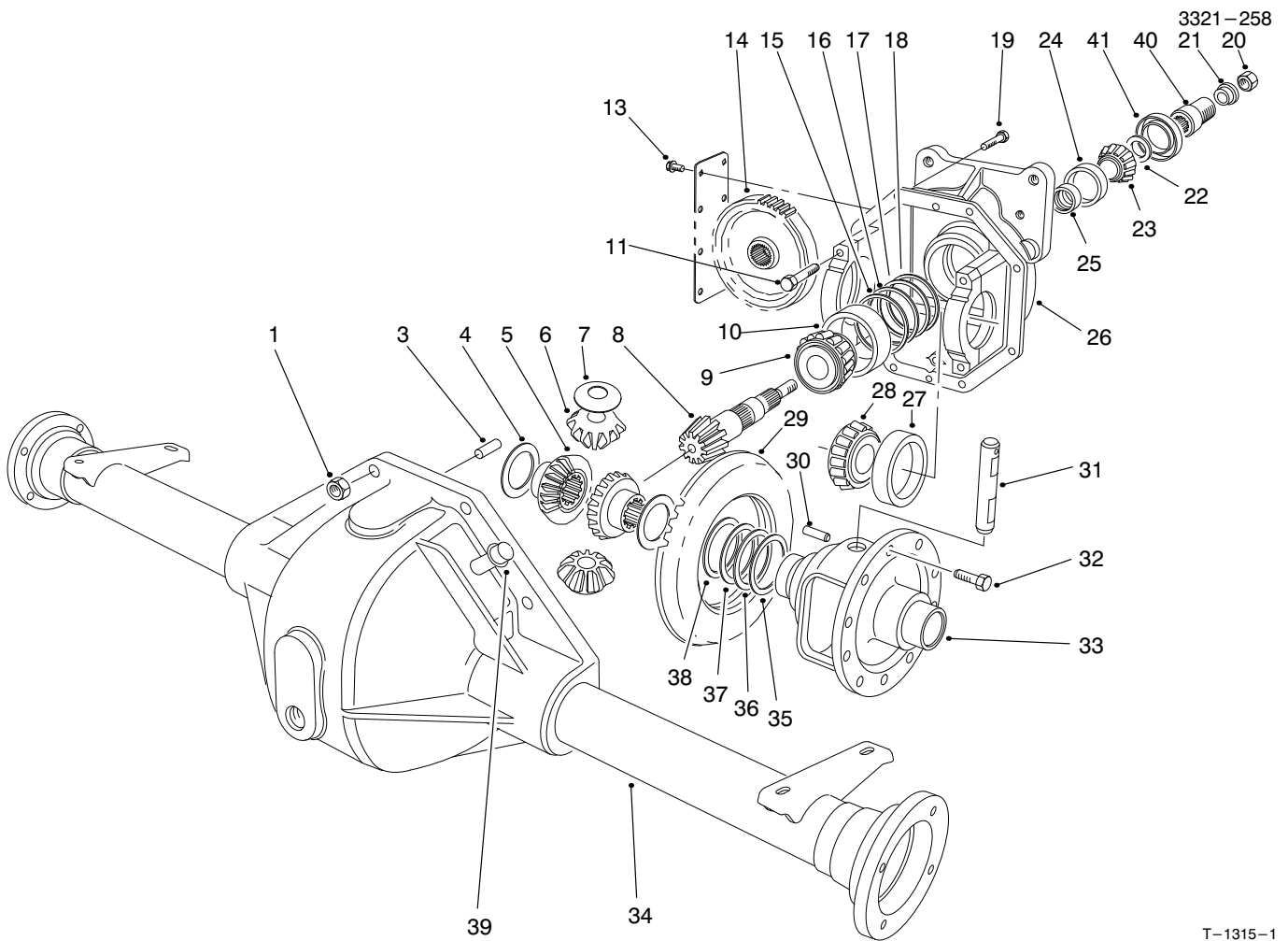
FRONT AXLE ASM NO. 94-6933

Ref. No.	Part No.	Description	No. Used
1	32144-5	Nut	8
3	21-8270	Pin-Dowel	2
4	21-7720	Washer-Thrust	2
5	24-8790	Gear-Bevel, Differential	2
6	21-7690	Gear-Pinion	2
7	21-7730	Washer-Thrust	2
†8		Pinion-Drive	1
9	43-6760	Cone-Bearing, tapered	1
10	43-6750	Cup-Bearing, Tapered	1
11	92-1773	Screw-HH	4
13	32144-112	Screw-Thread Forming	8
14	86-7230	Gear-Spur	1
15	43-6710	Diff. Adjust. Shim .003	A/R
16	43-6711	Diff. Adjust. Shim .005	A/R
17	43-6712	Diff. Adjust. Shim .010	A/R
18	43-6713	Diff. Adjust. Shim .030	A/R
19	3210-8	Screw-HH	8
20	71-4350	Nut	1
21	83-5130	Spacer-Pinion	1
22	72-3570	Shim .094-Diff. Adjust.	A/R
*	72-3571	Shim .096-Diff. Adjust.	A/R
*	72-3572	Shim .098-Diff. Adjust.	A/R
22	72-3573	Shim .100-Diff. Adjust.	A/R

Ref. No.	Part No.	Description	No. Used
*	72-3574	Shim .102-Diff. Adjust.	A/R
*	72-3575	Shim .104-Diff. Adjust.	A/R
*	72-3576	Shim .106-Diff. Adjust.	A/R
*	72-3577	Shim .108-Diff. Adjust.	A/R
*	72-3578	Shim .110-Diff. Adjust.	A/R
*	72-3580	Shim .112-Diff. Adjust.	A/R
*	72-3581	Shim .114-Diff. Adjust.	A/R
*	72-3582	Shim .116-Diff. Adjust.	A/R
*	72-3583	Shim .118-Diff. Adjust.	A/R
*	72-3584	Shim .120-Diff. Adjust.	A/R
*	72-3585	Shim .125-Diff. Adjust.	A/R
*	72-3586	Shim .127-Diff. Adjust.	A/R
*	72-3587	Shim .129-Diff. Adjust.	A/R
*	72-3588	Shim .131-Diff. Adjust.	A/R
*	72-3590	Shim .133-Diff. Adjust.	A/R
*	72-3591	Shim .135-Diff. Adjust.	A/R
*	72-3592	Shim .137-Diff. Adjust.	A/R
*	72-3593	Shim .139-Diff. Adjust.	A/R
*	72-3594	Shim .141-Diff. Adjust.	A/R
*	72-3595	Shim .143-Diff. Adjust.	A/R
*	72-3596	Shim .145-Diff. Adjust.	A/R
*	72-3597	Shim .147-Diff. Adjust.	A/R
*	72-3598	Shim .149-Diff. Adjust.	A/R

*Not Illustrated

†Not Serviced Separately



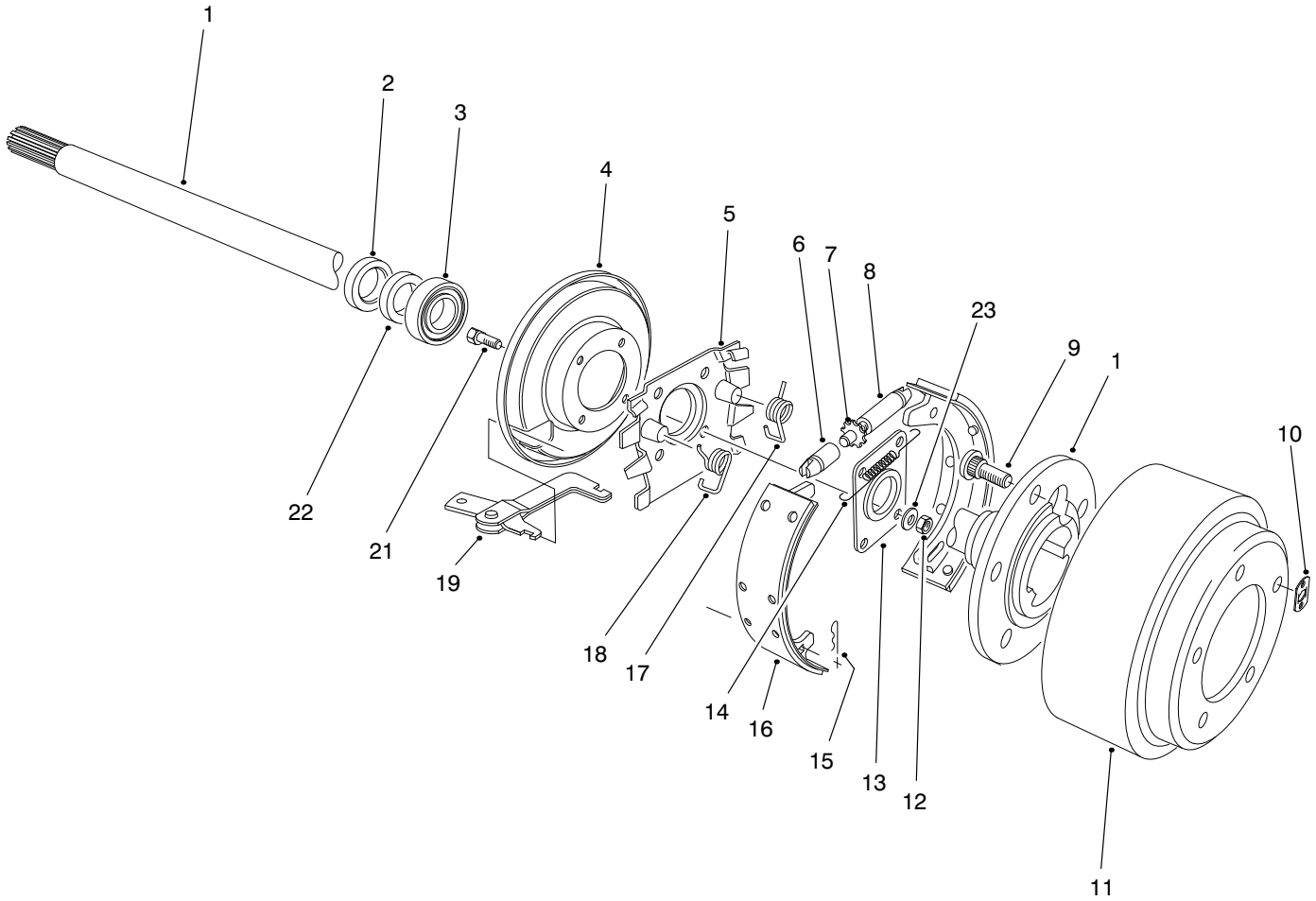
T-1315-1

FRONT AXLE ASM NO. 94-6933 (Continued)

Ref. No.	Part No.	Description	No. Used	Ref. No.	Part No.	Description	No. Used
22	72-3600	Shim .151-Diff. Adjust.	A/R	34	75-0721	Housing-Lower	1
23	254-91	Cone-Bearing	1	35	21-8120	Diff. Adjust. Shim .030	A/R
24	21-8390	Cup-Bearing	1	36	21-8110	Diff. Adjust. Shim .010	A/R
25	21-8020	Spacer-Front Pinion	1	37	21-8100	Diff. Adjust. Shim .005	A/R
26	93-3619	Upper Housing (Incl. Ref. #11)	1	38	21-8090	Diff. Adjust. Shim .003	A/R
27	254-66	Cup-Tapered Bearing	2	39	72-9420	Asm-Vent Tube	1
28	254-65	Cone-Tapered Bearing	2	40	83-4910	Coupler-Pinion	1
†29		Gear-Ring	1	41	71-4330	Seal	1
30	21-7710	Pin-Roll	1	*	93-3618	Asm-Gear & Pinion (Incl. Ref. #8 & 29)	1
31	21-7700	Shaft-Pinion Mate	1	*	93-3617	Asm-Differential (Incl. Ref. #4-10, 14-33, 35-38, 40 & 41)	1
32	21-7770	Screw-Drive Gear	5				
33	21-7670	Case-Differential	1				

*Not Illustrated

†Not Serviced Separately



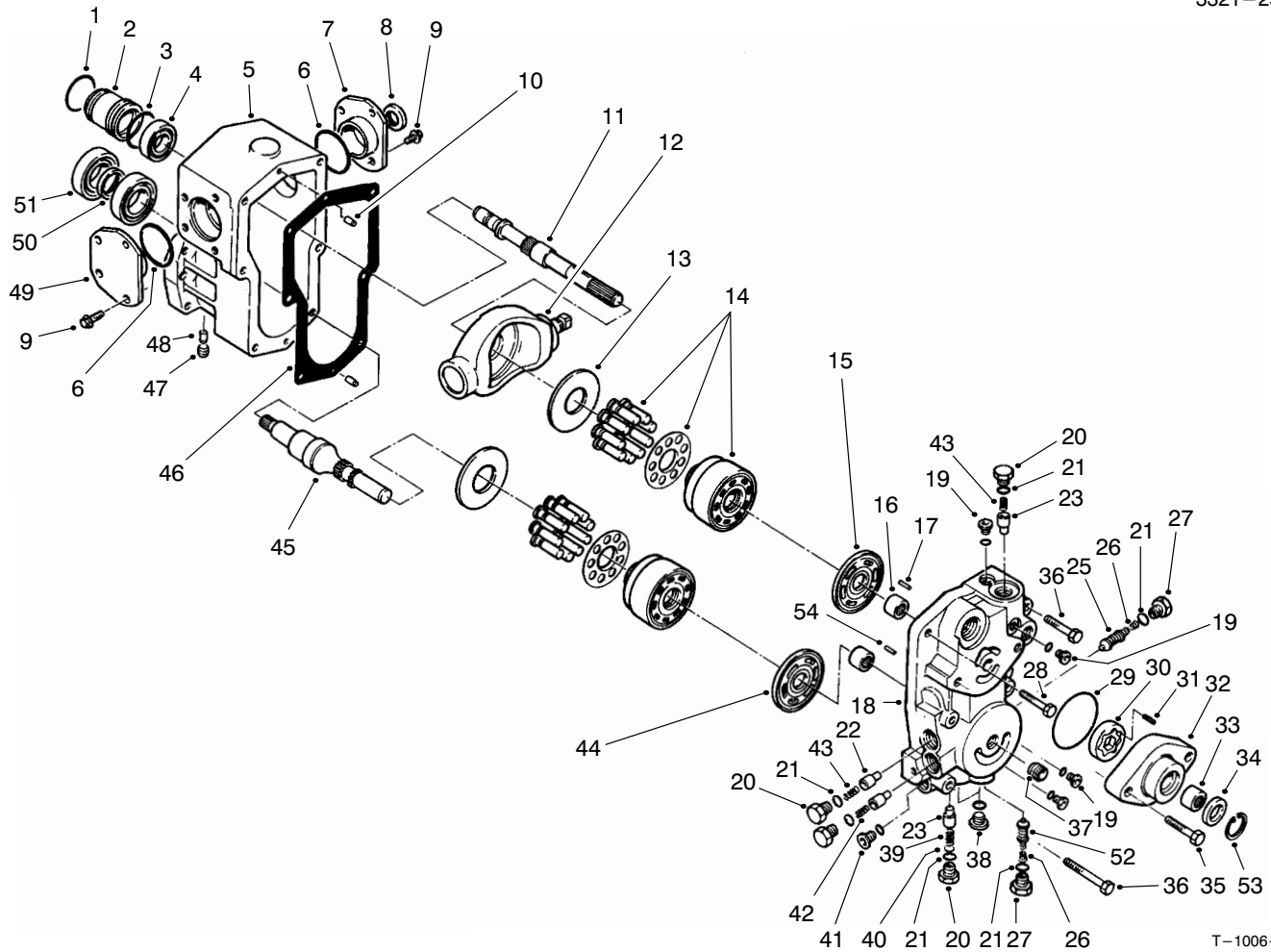
T-2664

BRAKE ASM

Ref. No.	Part No.	Description	No. Used
1	27-6862	Shaft-Axle, Flanged LH	1
*	27-6852	Shaft-Axle, Flanged RH	1
2	92-1774	Seal-Oil	2
3	21-8180	Bearing	2
4	21-9450	Shield-Dust	2
5	43-6810	Spider-Torque	2
6	21-9390	Socket-Adjusting Screw	2
7	21-9370	Screw-Adjusting	2
8	21-9380	Nut-Pivot	2
9	242-34	Stud-Flange, Axle	10
10	21-8360	Clip-Retaining	2
11	28-0680	Drum-Brake	2
12	94-6935	Nut-Lock	8

Ref. No.	Part No.	Description	No. Used
13	28-0670	Seal-Oil	2
14	21-9440	Spring-Adjusting Screw	2
15	21-9460	Retainer-Brake, Parking	4
16	84-8590	Asm-Shoe & Lining	4
17	21-9420	Spring-Shoe Return, LH	2
18	21-9430	Spring-Shoe Return, RH	2
19	24-9180	Lever, Brake, Parking	2
21	94-6934	Screw-HSH	8
22	24-8840	Ring-Bearing, Wheel	2
23	94-6936	Washer-Flat	8
*	84-8600	Set of Lined Brake Shoes	1
*	92-8775	Kit-Gasket, Liquid	1

*Not Illustrated



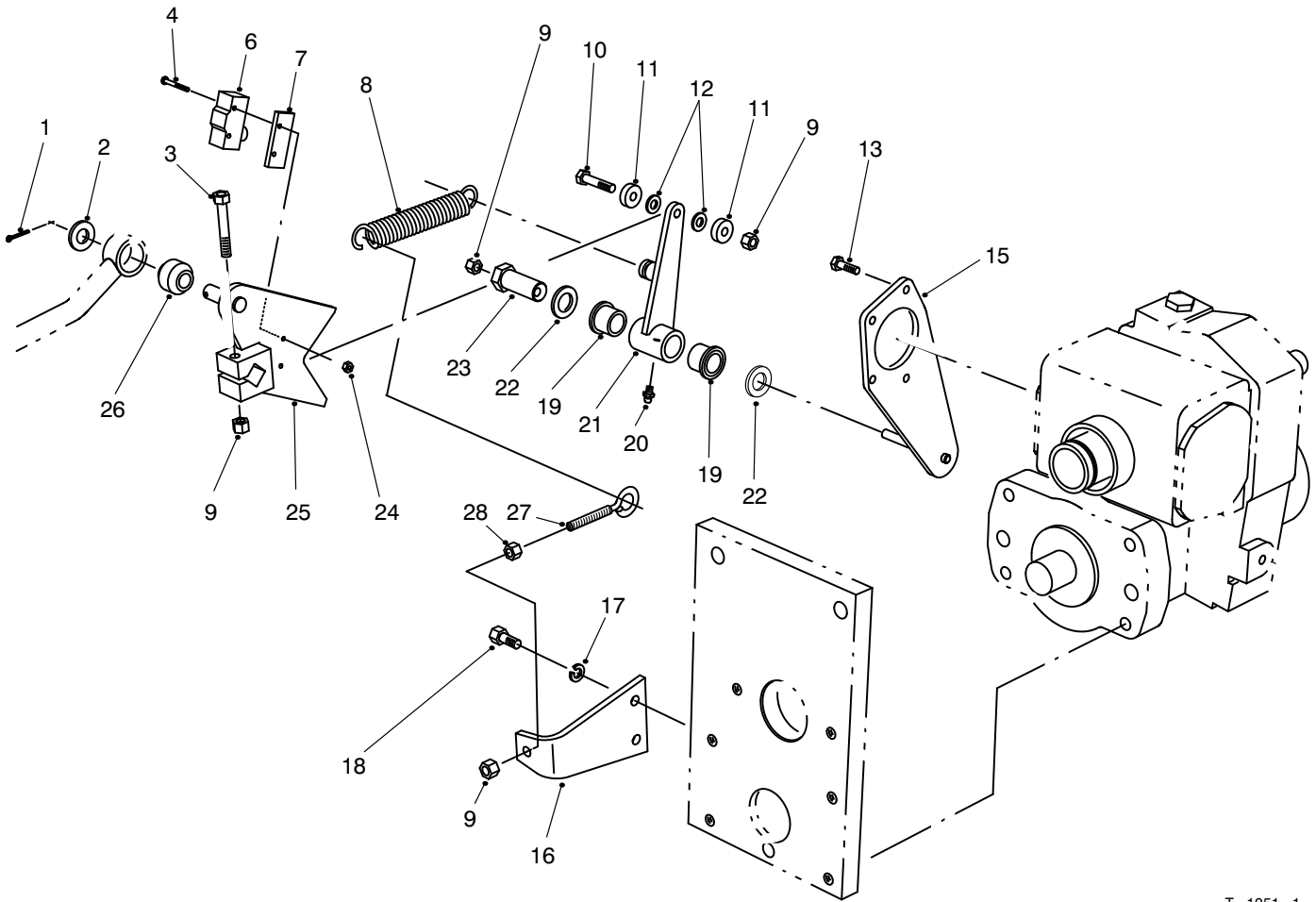
T-1006-1

TRANSMISSION ASM NO. 75-0012

Ref. No.	Part No.	Description	No. Used
1	75-0430	Ring-Retaining	1
2	75-0150	Guide-Seal	1
3	75-0410	O-Ring	1
4	75-0520	Bearing-Ball	1
5	75-0020	Housing	1
6	75-0210	O-Ring	2
7	86-7520	Asm-Trunnion Cover RH	1
8	75-0230	Seal-Lip	1
9	75-0090	Screw-HH	8
10	75-0480	Pin	2
11	86-7540	Shaft-Pump	1
12	75-0390	Plate-Swash	1
13	75-0400	Plate-Thrust	2
14	75-0470	Kit-Cylinder Block	2
15	75-0380	Plate-Valve	1
16	75-0500	Bearing-Needle	2
17	75-0510	Pin	1
18	75-0040	Center Section	1
19	75-0170	Plug-Straight Thread	4
20	75-0060	Plug	4
21	75-0240	O-Ring	6
22	75-0290	Spring	2
23	75-0260	Valve-Relief	4
24	75-0130	Screw-HH	3
25	93-0097	Valve-SCR	1
26	75-0140	Spring-Conical	1
27	75-0190	Plug-Special	2

Ref. No.	Part No.	Description	No. Used
28	75-0120	Screw-HH	1
29	75-0370	O-Ring	1
30	75-0360	Gerotor	1
31	75-0350	Pin	1
32	83-4780	Housing-Charge Pump	1
33	75-0340	Bearing-Needle	1
34	75-0330	Seal-Lip	1
35	75-0110	Screw-HH	2
36	75-0180	Screw-HH	2
37	75-0320	Nipple	1
38	75-0200	Plug-Straight Thread	2
39	75-0270	Spring	1
40	75-0310	Shim	1
41	75-0070	Plug	1
42	75-0280	Spring	1
44	93-0083	Plate-Valve	1
45	75-0440	Shaft-Motor	1
46	75-0030	Gasket-Housing	1
47	75-0160	Plug-Pipe	1
48	75-0220	Pin	2
49	86-7530	Asm-Trunnion Cover LH	1
50	75-0450	Collar	1
51	75-0460	Bearing-Ball	2
52	75-6930	Valve-SCR	1
53	32120-74	Ring-Retaining	1
54	75-0250	Pin-Slotted	1

*Not Illustrated

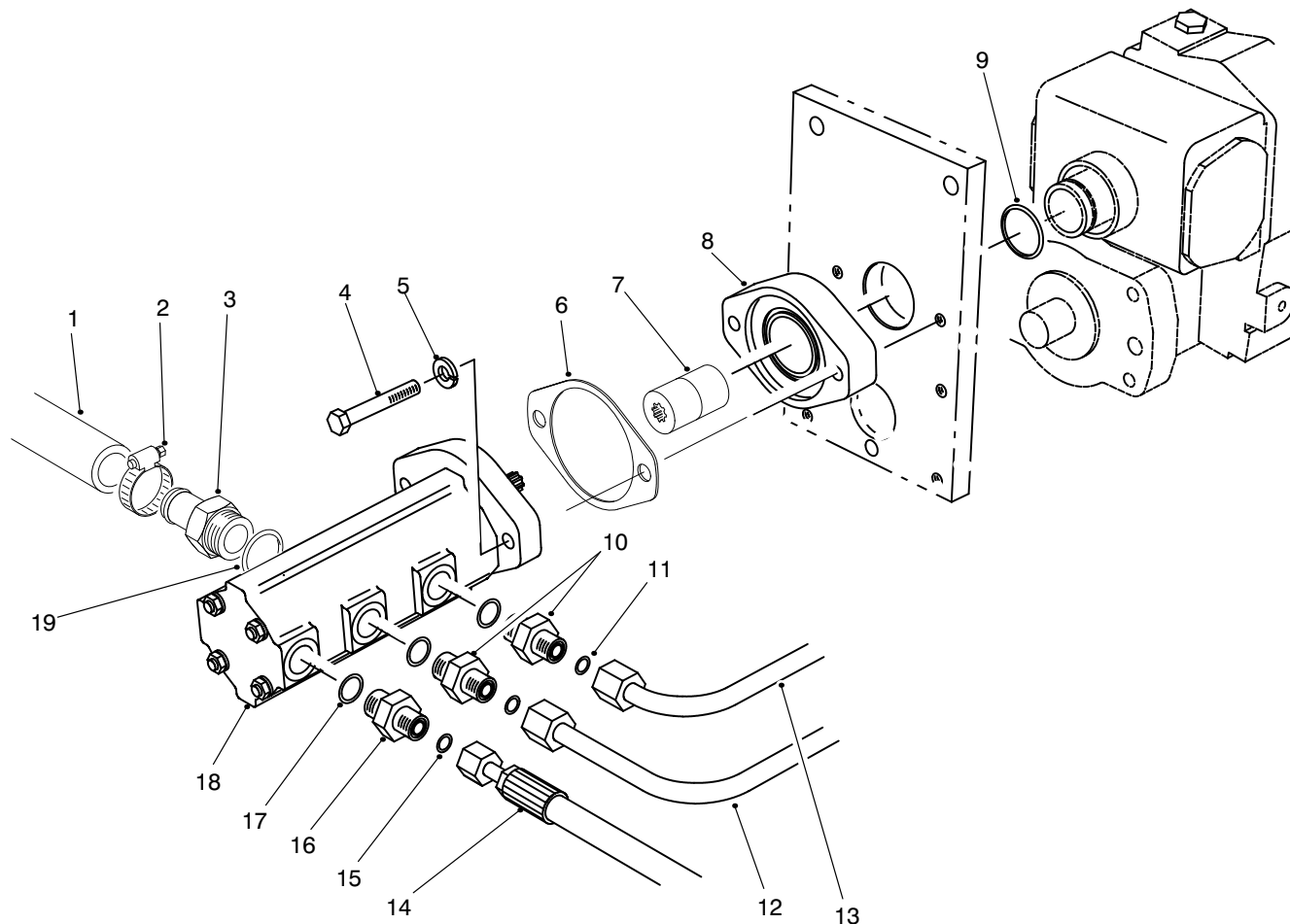


T-1051-1

TRACTION CONTROL ASM

Ref. No.	Part No.	Description	No. Used
1	3272-10	Pin-Cotter	1
2	3256-26	Washer-Flat	1
3	322-10	Screw-HH	1
4	32105-21	Screw	2
6	29-6162	Switch-Neutral	1
7	75-4130	Plate-Switch	1
8	76-9430	Spring-Extension	1
9	3296-29	Nut-Lock	4
10	322-7	Screw-HH	1
11	251-259	Bearing-Ball	2
12	75-5470	Spacer	2
13	32144-22	Screw-HH	4
15	75-4080	Plate-Traction	1
16	85-9900	Plate-Spring Anchor	1

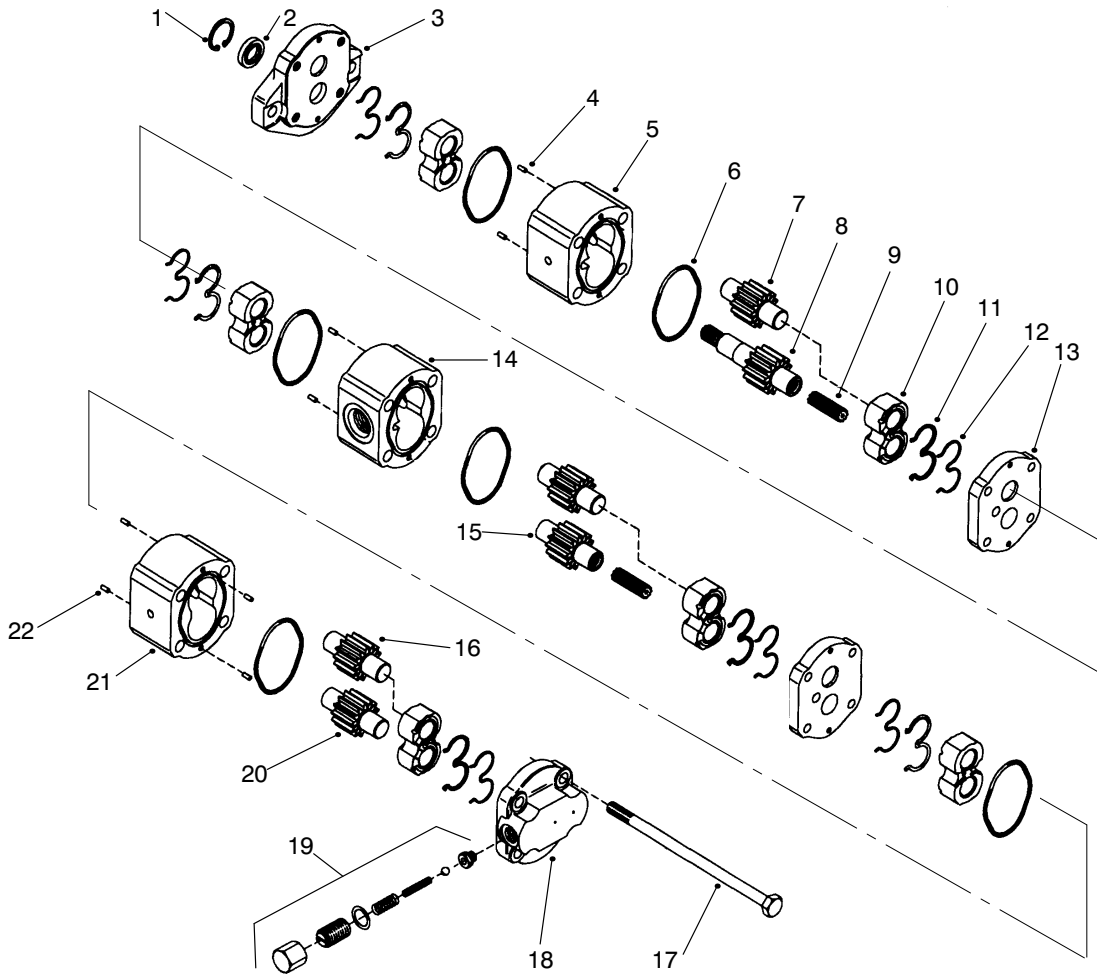
Ref. No.	Part No.	Description	No. Used
17	3253-4	Washer-Lock	2
18	322-3	Screw-HH	2
19	256-113	Bushing-Flange	2
20	302-5	Fitting-Grease	1
21	92-2581	Asm-Switch Arm (Incl. Ref. #19 & 20)	1
22	3-6498	Washer-Thrust	2
23	76-8640	Stud-Traction	1
24	3296-9	Nut-Hex.	2
25	75-4100	Control-Pump	1
26	23-2270	Bushing-Rubber	1
27	85-9910	Eyebolt	1
28	3217-6	Nut-Hex.	1



T-1928-1

GEAR PUMP INSTALLATION ASM

Ref. No.	Part No.	Description	No. Used	Ref. No.	Part No.	Description	No. Used
1	75-6870	Hose-Suction	1	11	237-30	O-Ring	2
2	2412-34	Clamp-Hose	1	12	93-3643	Tube-Hydraulic	1
3	354-78	Fitting-Hydraulic (Incl. Ref. #19)	1	13	93-3642	Tube-Hydraulic	1
4	323-12	Screw-HH	2	14	75-6240	Hose-Hydraulic	1
5	3253-5	Washer-Lock	2	15	237-22	O-Ring	1
6	93-3604	Gasket	1	16	340-3	Fitting-Hydraulic Straight (Incl. Ref. #15 & 17)	1
7	93-1396	Coupler-Trans.	1	17	237-79	O-Ring	3
8	75-4400	Adaptor-Transmission	1	18	98-9796	Asm-Pump, Gear	1
9	237-163	O-Ring	1	19	237-146	O-Ring	1
10	340-4	Fitting-Hydraulic Straight (Incl. Ref. #11 & 17)	2				



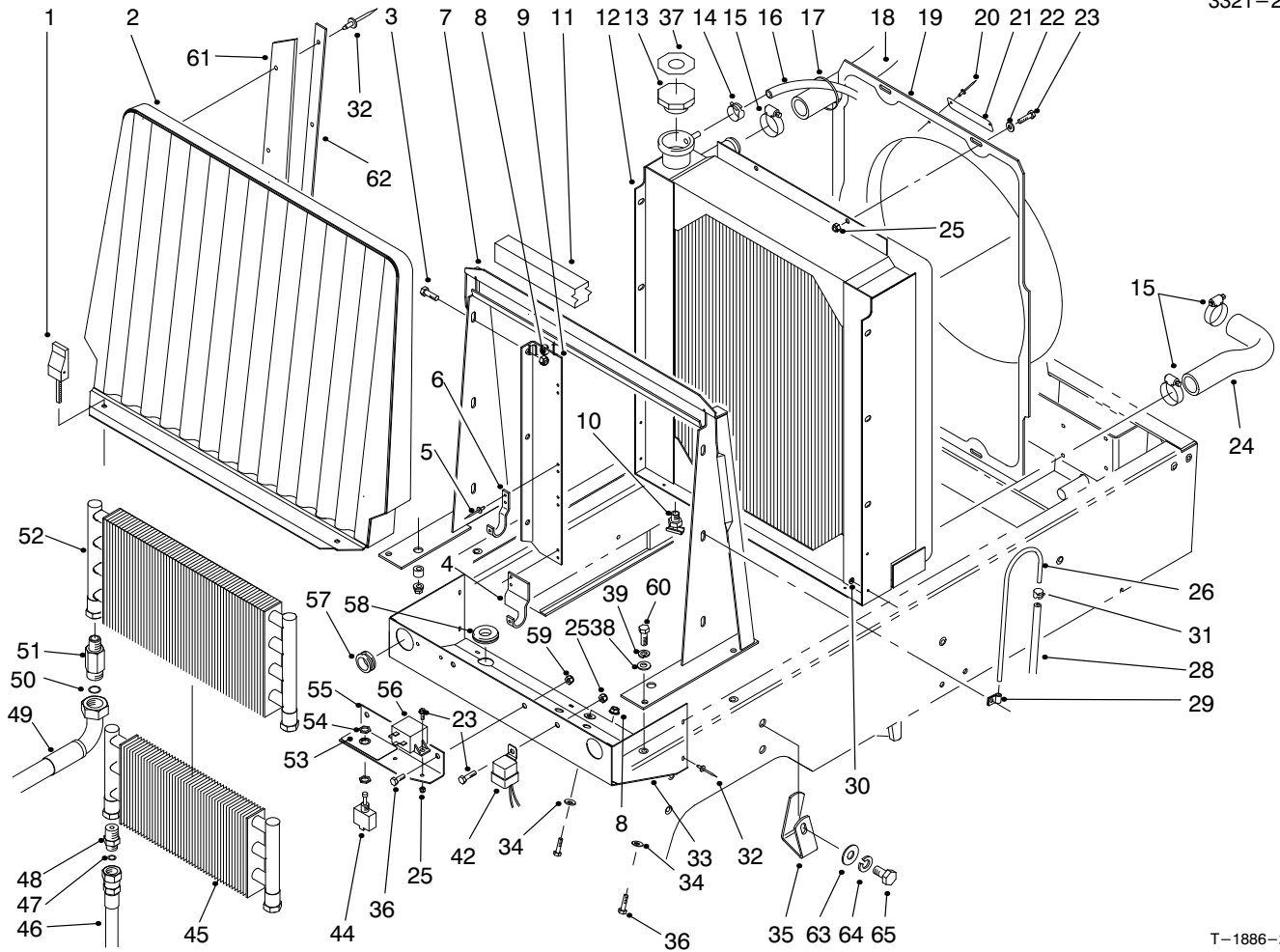
T-1935-1

HYDRAULIC PUMP NO. 98-9796

Ref. No.	Part No.	Description	No. Used
1		Ring-Retaining	1
2		Seal-Shaft	1
3		Flange	1
4	93-4278	Pin-Dowel	4
5		Housing	1
6		O-Ring	2
7		Gear-Idler	1
8		Gear-Drive	1
9	93-4280	Coupling	2
10		Bearing	2
11		E-Seal	2
12		Ring-Backup	2
13	93-4279	Plate-Distance	2
14		Housing	1
15		Gear-Idler	1
16		Gear-Idler	1
17	93-4283	Bolt	4

Ref. No.	Part No.	Description	No. Used
18	93-4282	Block-Valve	1
19	93-4277	Kit-Valve	1
20		Gear-Idler	1
21		Housing	1
22	93-4281	Pin-Dowel	4
*	93-4268	Kit-Flange (Incl. Ref. #1-3)	1
*	98-9798	Kit-Housing, Section 1 (Incl. Ref. #6, 7, 10-12, 14 & 15)	1
*	98-9797	Kit-Housing, Section 2 (Incl. Ref. #5-8, & 10-12)	1
*	98-9799	Kit-Housing, Section 3 (Incl. Ref. #6, 10-12, 16, & 20-21)	1
*	99-8353	Kit-Individual Pieces (Incl. Ref. #2, 6, 11, & 12)	1

*Not Illustrated



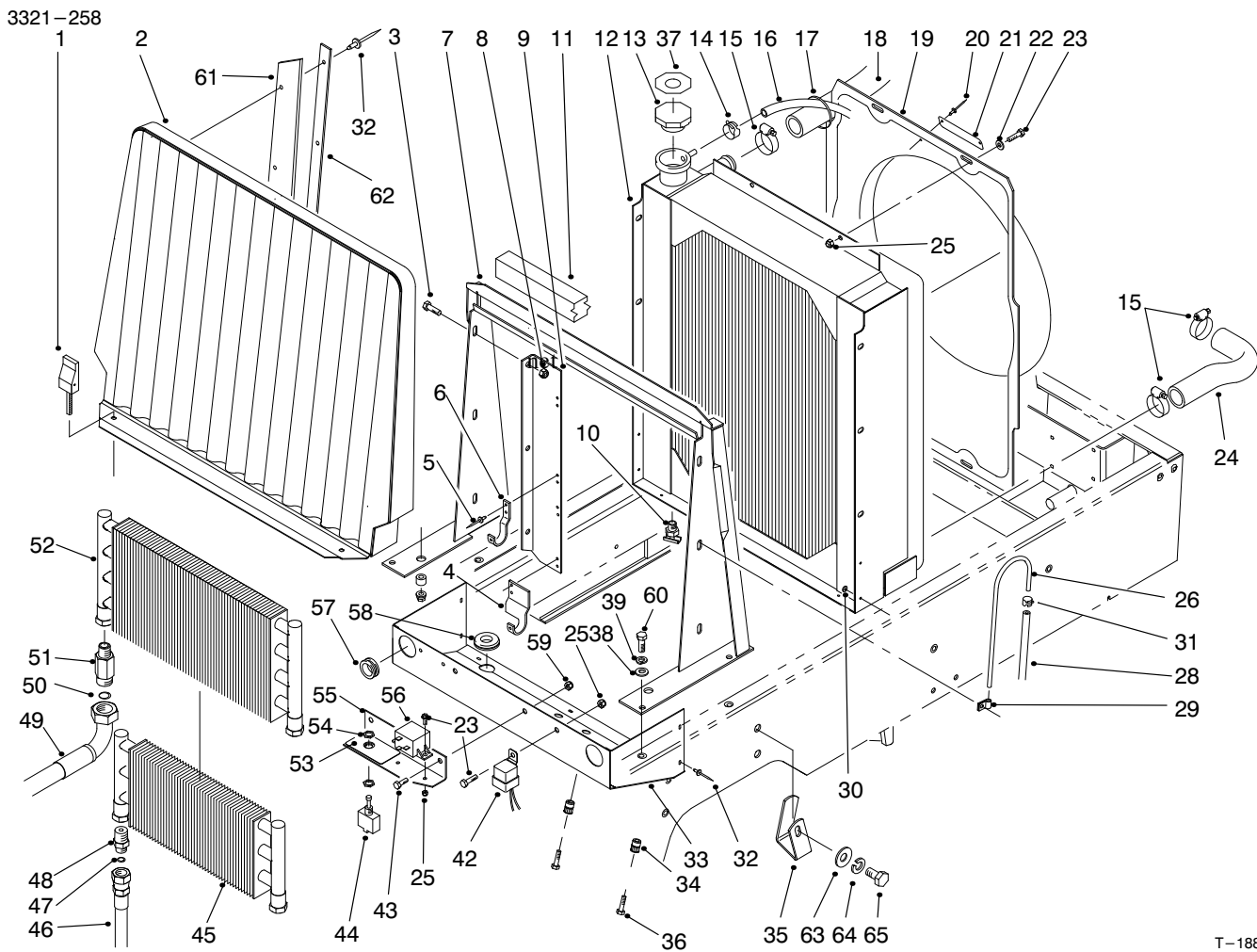
T-1886-2

RADIATOR ASM

Ref. No.	Part No.	Description	No. Used
1	93-1374	Latch-Swell	2
2	93-0032	Housing-Front Screen	1
3	3234-5	Screw-Whiz Lock	6
4	93-0090	Bracket-Mount RH, Cooler	1
*4	93-0089	Bracket-Mount LH, Cooler	1
5	3269-15	Rivet-Pop	8
6	75-0930	Hook-Oil Cooler	4
7	98-9317	Support-Radiator	1
8	32128-20	Nut-Whiz	8
9	93-0030	Asm-Cooler Mount RH (Incl. Ref. #4-6)	1
*	93-0071	Asm-Cooler Mount LH (Incl. Ref. #*4-6)	1
10	304-46	Drain-Radiator	1
11	93-0005	Strip-Foam, Top	1
12	98-4507	Radiator	1
13	66-3240	Cap-Radiator	1
14	92-2379	Clamp-Hose	1
15	2412-34	Clamp-Hose	4
16	75-2851	Hose-Expansion Tank	1
17	3290-378	Tie-Cable	1
18	98-4511	Hose-Radiator Upper	1
19	98-4571	Shroud-Fan	1
20	3290-271	Rivet-Pop	2

Ref. No.	Part No.	Description	No. Used
21	98-9335	Plate-Caution	1
22	3256-22	Washer-Flat	4
23	321-4	Screw-HH	7
24	98-4508	Hose-Radiator Lower	1
25	3296-42	Nut-Lock	7
26	66-3180	Tube-Vent	1
28	75-4701	Hose-Fuel Vent	1
29	2412-103	Clamp-R	2
30	3269-10	Washer-Back-up	7
31	2412-98	Clamp-Hose	1
32	3269-13	Rivet-Pop	17
33	93-0025	Shield-Radiator	1
34	3256-2	Washer-Flat	4
35	98-4591	Clamp-Hose LH	1
*	98-4592	Clamp-Hose RH	1
36	322-2	Screw-HH	4
37	93-7840	Decal-Radiator Cap	1
38	3256-23	Washer-Flat	4
39	3253-4	Washer-Lock	4
42	63-7590	Relay-Starter	1
44	99-8352	Switch-Backlap (Incl. Ref. #54)	1
45	24-0760	Exchanger-Heat	1

*Not Illustrated



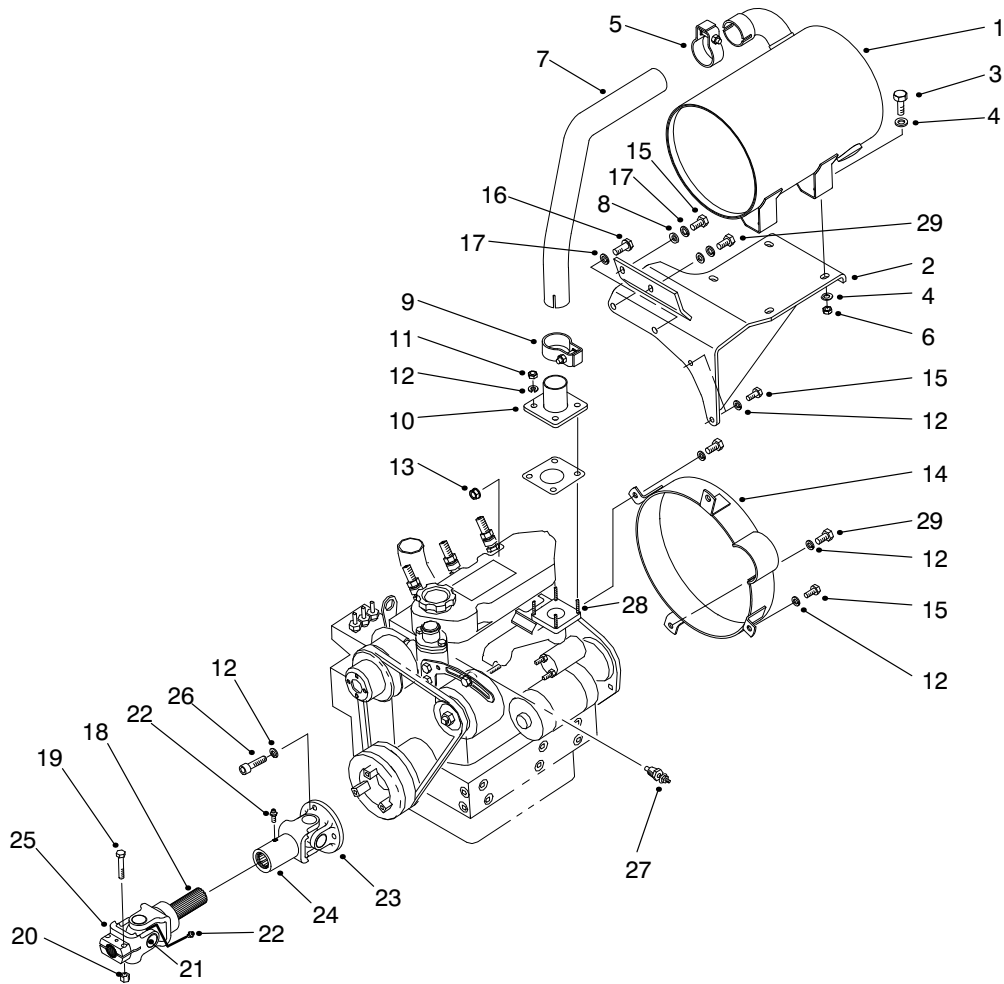
T-1886-2

RADIATOR ASM (Continued)

Ref. No.	Part No.	Description	No. Used
46	93-0076	Hose-Trans. to Cooler	1
*	93-0075	Hose-Trans. to Cooler	1
47	237-22	O-Ring	2
48	340-124	Fitting-Straight (Incl. Ref. #47)	2
49	93-0077	Hose-Cooler, RH	1
*	93-0078	Hose-Cooler, LH	1
50	237-65	O-Ring	2
51	92-4999	Fitting-Hydraulic 90° (Incl. Ref. #50)	2
52	75-1040	Cooler-Oil	1
53	93-6684	Decal-Backlap	1
53	84-3260	Decal-Backlap (Japan)	1

Ref. No.	Part No.	Description	No. Used
54	218-498	Nut-Lock	2
55	75-3390	Bracket-Backlap	1
56	66-8800	Relay-Glow Plug	1
57	240-3	Grommet	2
58	93-0082	Grommet	2
59	3296-29	Nut-Lock	2
60	322-5	Screw-HH	4
61	93-3623	Strip-Sealing, Radiator	2
62	93-3624	Plate-Retaining	2
63	3256-26	Washer-Flat	2
64	3253-7	Washer-Lock	2
65	325-2	Screw-HH	2

*Not Illustrated

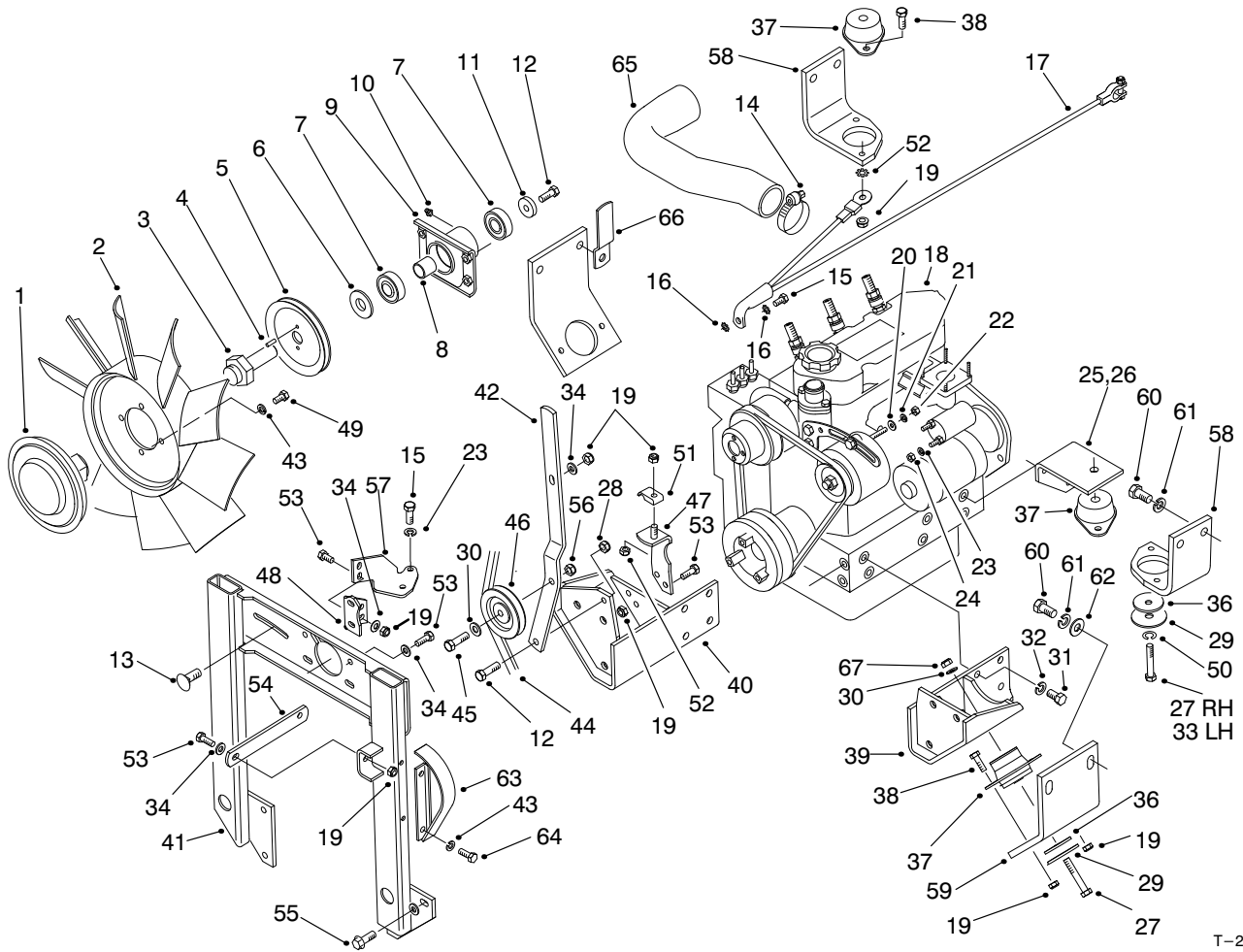


T-2900-2

MUFFLER & PUMP DRIVE ASM

Ref. No.	Part No.	Description	No. Used	Ref. No.	Part No.	Description	No. Used
1	98-9794	Muffler	1	18	98-9765	Yoke-Shaft	1
2	98-4555	Bracket-Muffler	1	19	322-9	Screw-HH	2
3	323-6	Screw-HH	4	20	3296-29	Nut-Lock	2
4	3256-4	Washer-Flat	8	21	98-9766	Kit-U-Joint	2
5	98-9310	Clamp-Muffler	1	22	302-5	Fitting-Grease	2
6	3296-39	Nut-Lock	4	23	98-9769	Yoke-Flange	1
7	98-4524	Tube-Exhaust	1	24	98-9767	Yoke-Slip Tube	1
8	33044-00	Washer-Flat	2	25	98-9768	Yoke-End	1
9	98-9309	Clamp-Muffler	1	26	98-9322	Screw-HSH	3
10	98-4527	Pipe-Engine Exhaust	1	27	98-9346	Sender-Temp.	1
11	33014-00	Nut-Lock	4	28	42-9560	Stud	4
12	42-9850	Washer-Lock	9	29	33114-020	Screw-HH	2
13	33024-00	Nut-Lock	1	*	98-4593	Asm-Drive Shaft (Incl. Ref. #18, 21-25)	1
14	98-4564	Guard-Flywheel	1	*	75-6880	Screen-Spark Arrester (Optional)	1
15	33114-025	Screw-HH	5				
16	43-0090	Screw-HH	2				
17	42-9600	Washer-Lock	2				

*Not Illustrated

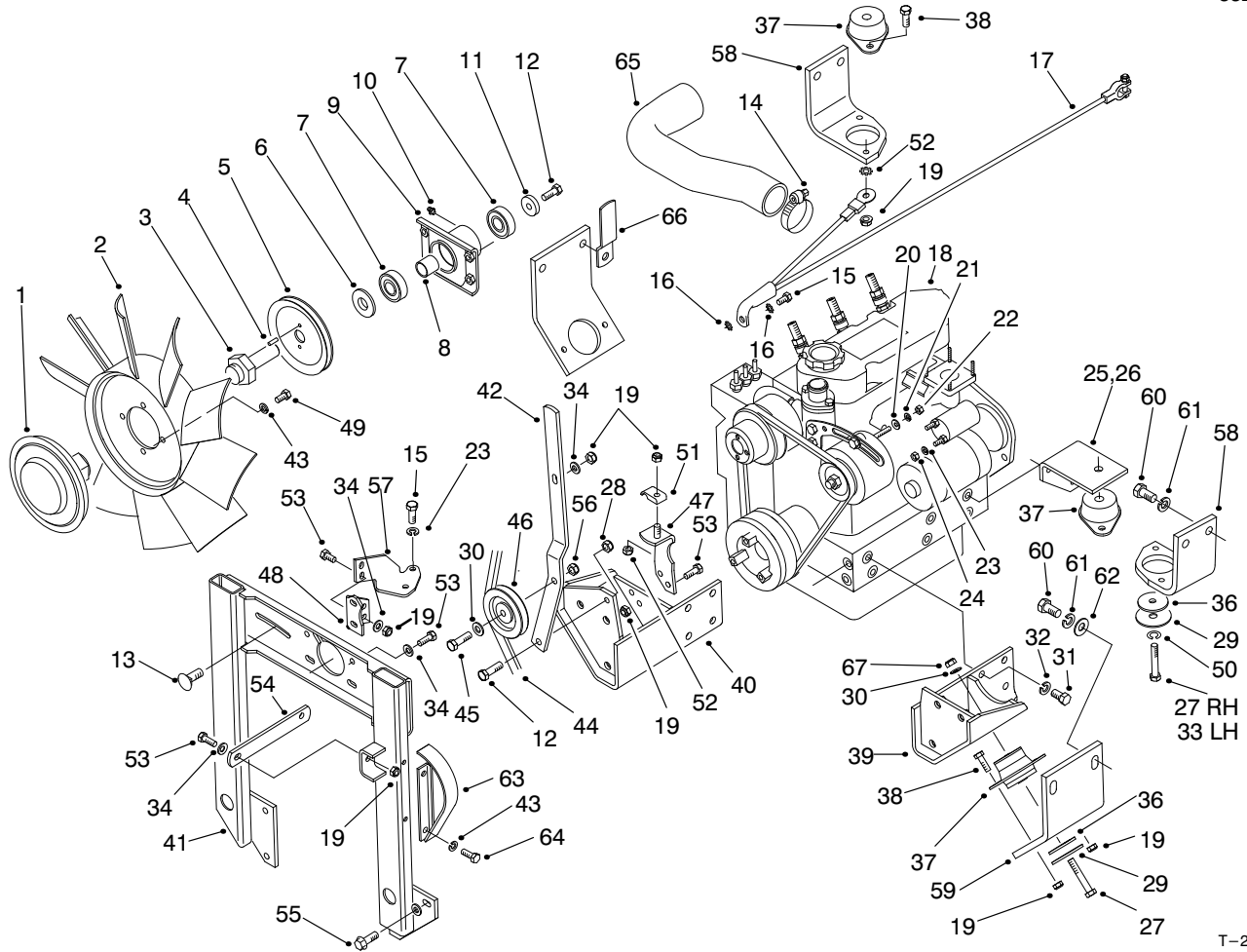


T-2901-1

ENGINE INSTALLATION ASM

Ref. No.	Part No.	Description	No. Used
1	74-5520	Clutch-Fan	1
2	75-3780	Fan	1
3	75-6380	Shaft-Fan	1
4	32121-2	Pin-Roll	2
5	98-9743	Pulley-Fan	1
6	47-0110	Spacer-Spindle	1
7	251-318	Bearing-Ball	2
8	75-5310	Spacer-Bearing	1
9	75-4450	Hub-Fan Drive	1
10	302-10	Fitting-Grease 45°	1
11	67-1630	Spacer-Fan	1
12	323-6	Screw-HH	2
13	3230-2	Bolt-Carriage	1
14	2412-92	Clamp-Hose	1
15	98-9322	Screw-HH	1
16	3255-8	Washer-Lock	2
17	98-4598	Cable-Battery (Ground)	1
18	98-9300	Asm-Engine	1
19	3296-29	Nut-Lock	15
20	3256-78	Washer-Flat	1
21	43-5930	Washer-Lock	1
22	48-7890	Nut-Hex.	1
23	42-9850	Washer-Lock	2

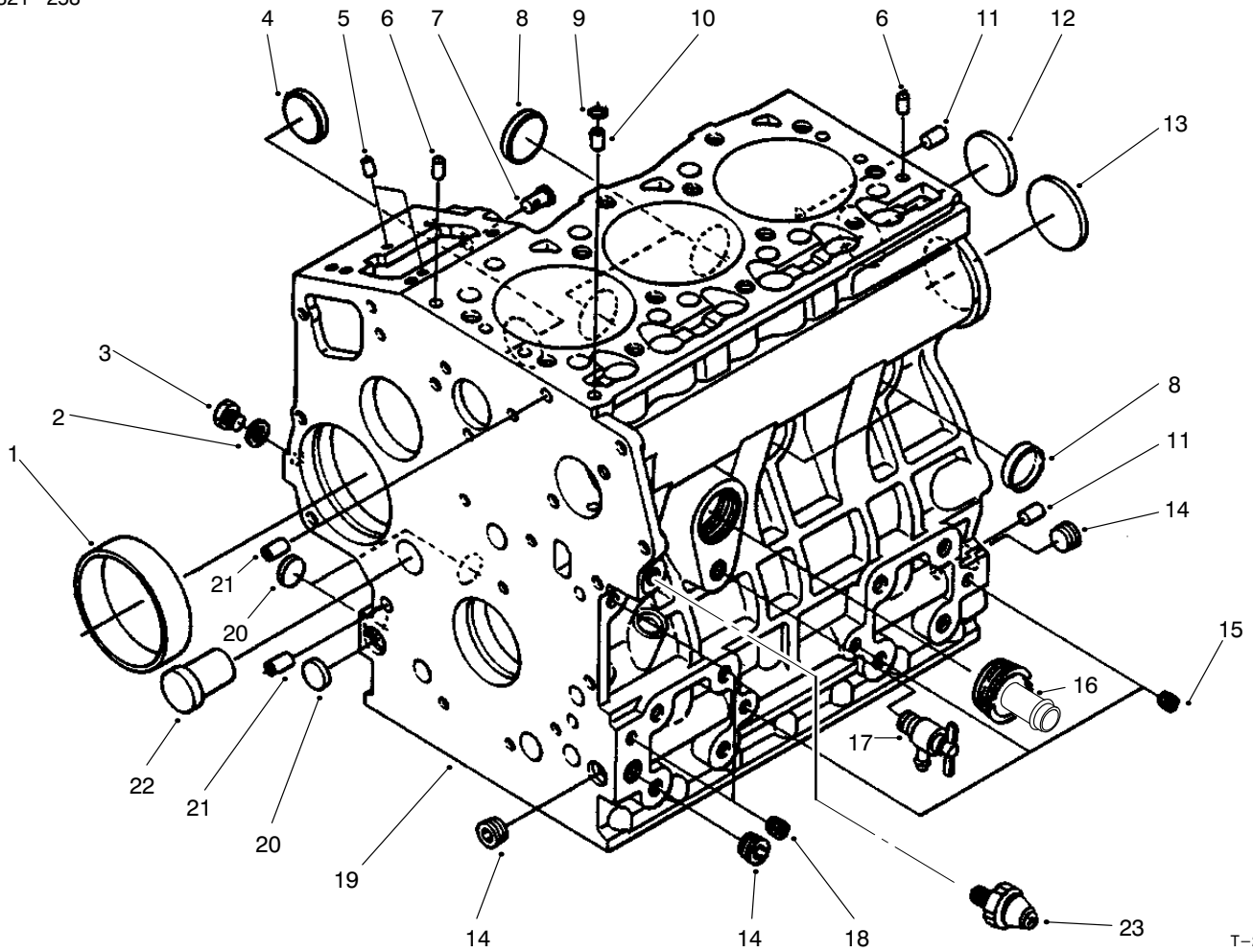
Ref. No.	Part No.	Description	No. Used
24	57-6390	Nut-Lock	1
25	98-4515	Bracket-Engine LH Rear	1
26	94-4514	Bracket-Engine RH Rear	1
27	323-12	Screw-HH RH	3
28	3296-39	Nut-Lock	1
29	87-5100	Washer-Snubbing	4
30	3256-24	Washer-Flat	5
31	43-0090	Screw-HH	14
32	42-9600	Washer-Lock	14
33	323-10	Screw-HH LH	1
34	3256-23	Washer-Flat	10
35	33114-016	Screw-HH	2
36	98-4596	Washer-Mount, Engine	4
37	83-1030	Mount-Engine	4
38	322-6	Screw-HH	8
39	98-4539	Bracket-Engine LH Front	1
40	98-4543	Bracket-Engine Mount RH	1
41	98-4530	Support-Fan, Engine	1
42	98-4575	Bracket-Fan Idler	1
43	3253-4	Washer-Lock	6
44	98-9744	Belt-V	1
45	323-8	Screw-HH	1
46	63-8140	Pulley-Idler	1



T-2901-1

ENGINE INSTALLATION ASM (Continued)

Ref. No.	Part No.	Description	No. Used	Ref. No.	Part No.	Description	No. Used
47	98-9749	Bracket-Mount, Throttle	1	58	98-4513	Bracket-Eng. Left Rear	2
48	98-9740	Bracket-Support, Fan	1	59	93-0095	Bracket-Eng. Front	2
49	322-2	Screw-HH	4	60	3213-2	Screw-HH	8
50	3253-21	Washer-Lock	1	61	3253-7	Washer-Lock	8
51	3-6657	Clamp-Cable	1	62	3256-40	Washer-Flat	4
52	3255-8	Washer-Lock Ext. Tooth	1	63	98-4561	Shield-Alternator	1
53	322-4	Screw-HH	9	64	32144-14	Screw-HH	2
54	98-4547	Plate-Mount, Fan	1	65	98-4509	Hose-Air Cleaner	1
55	3234-29	Screw-HHF	6	66	98-4594	Clamp-Retainer	1
56	3296-59	Nut-Lock	1	67	32128-36	Nut-HFH	3
57	98-9741	Bracket-Mount, Fan	1				

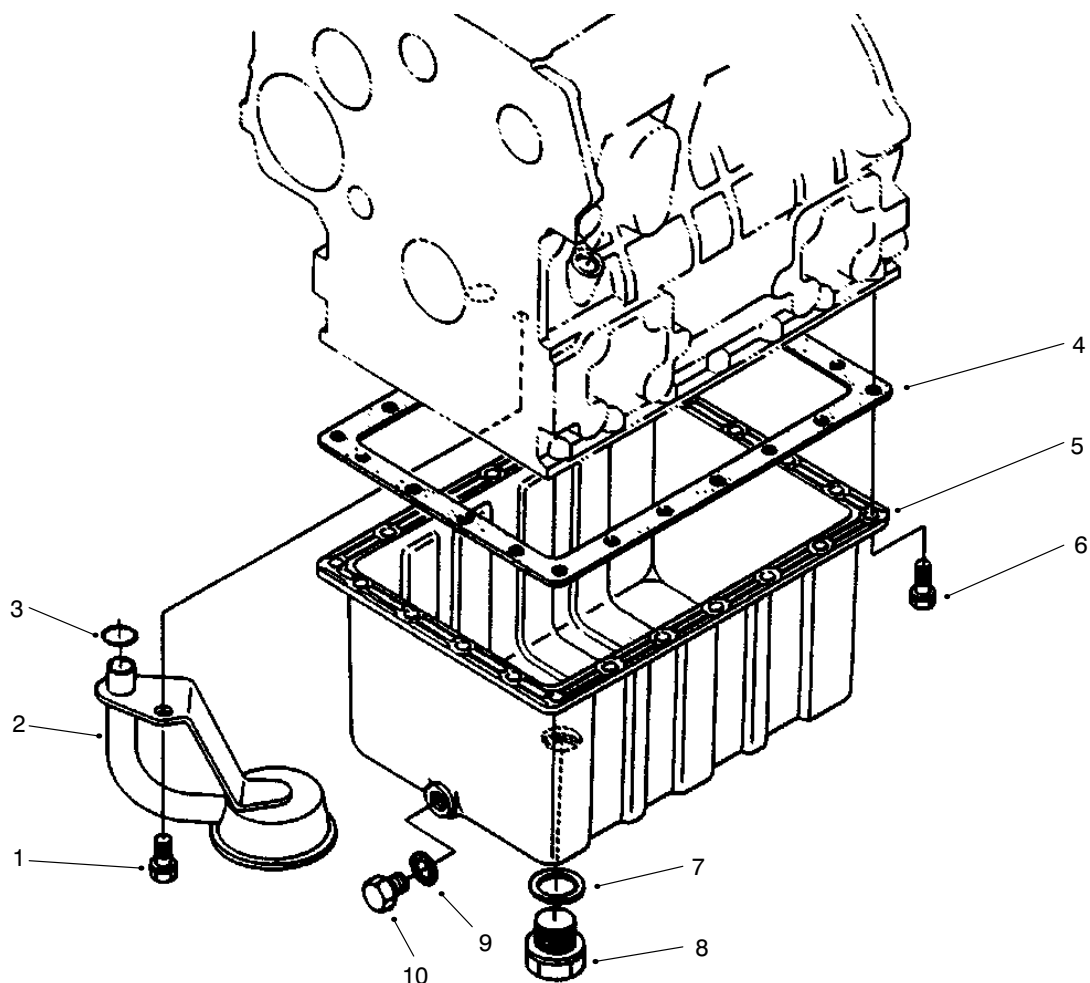


T-2906

CRANKCASE ASM

Ref. No.	Part No.	Description	No. Used
1	98-9656	Bushing-Governor, Gear	1
2	98-7428	Gasket	1
3	98-7507	Plug	1
4	98-9599	Plug	1
5	98-9375	Pin-Straight	2
6	98-9376	Pin-Straight	2
7	98-9630	Pin-Start Spring	1
8	98-9398	Cap-Sealing	4
9	98-9539	Pin-Pipe	1
10	98-7509	O-Ring	1
11	98-9377	Pin-Straight	2
12	98-7540	Cap-Sealing	1
13	98-9668	Plug	1

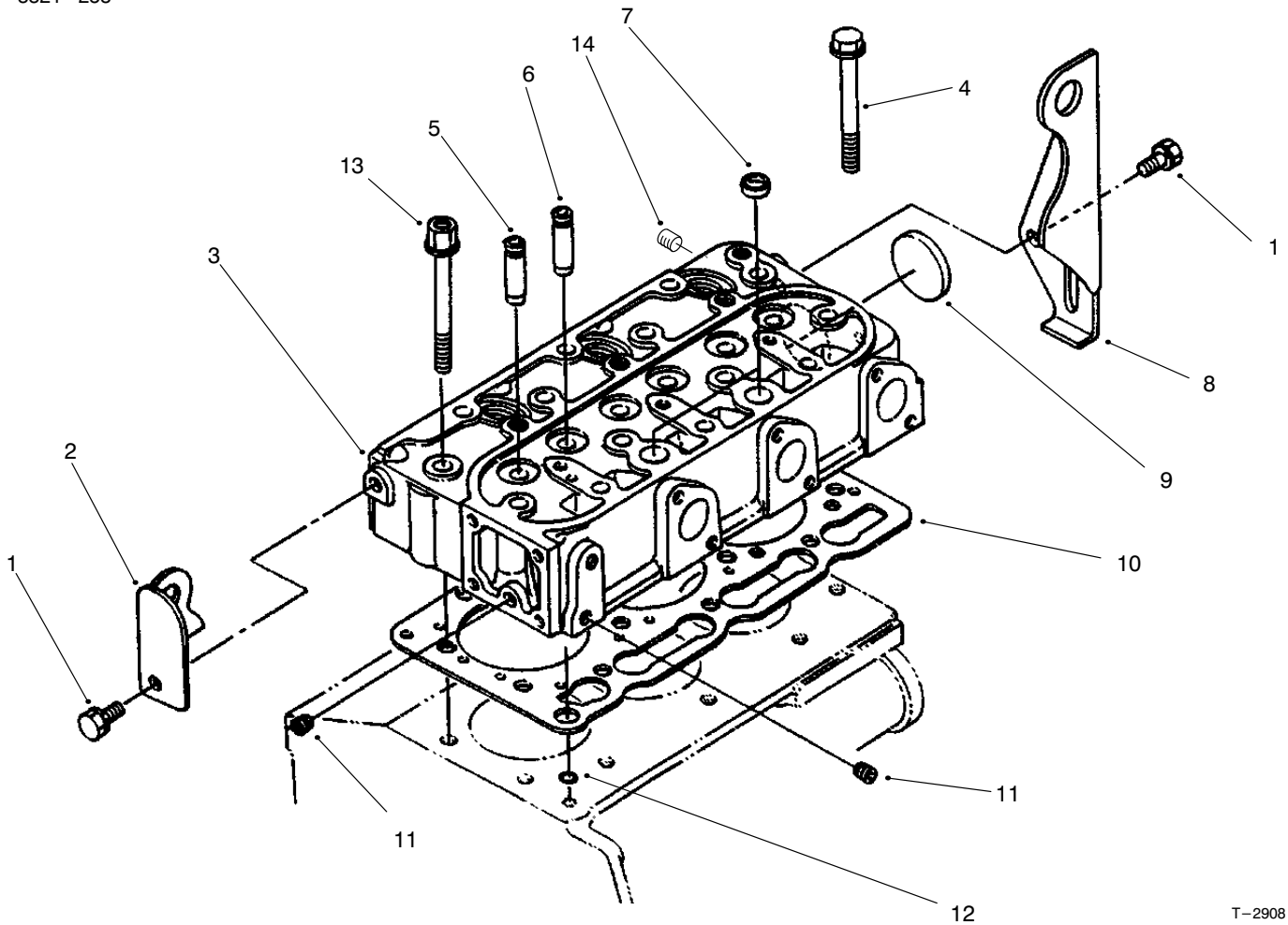
Ref. No.	Part No.	Description	No. Used
14	98-9597	Plug	3
15	98-7540	Plug	3
16	99-8347	Joint-Drain, Pipe	1
17	98-9436	Asm-Cock, Drain	1
18	98-7487	Plug	2
19	99-8300	Asm-Crankcase (Incl. Ref. #1-8, 10-16, 18 & 20-22)	1
20	98-9379	Plug	3
21	98-9387	Pin-Pipe	2
22	98-9675	Plug	1
23	98-9416	Switch	1



T-2907

OIL PAN ASM

Ref. No.	Part No.	Description	No. Used	Ref. No.	Part No.	Description	No. Used
1	98-9358	Bolt	1	6	98-9350	Bolt	22
2	98-9538	Filter-Oil	1	7	98-9399	Gasket	1
3	98-7527	O-Ring	1	8	98-7523	Plug-Drain	1
4	98-9646	Gasket-Oil Pan	1	9	98-7524	Gasket	1
5	98-9685	Oil Pan	1	10	98-9386	Plug	1

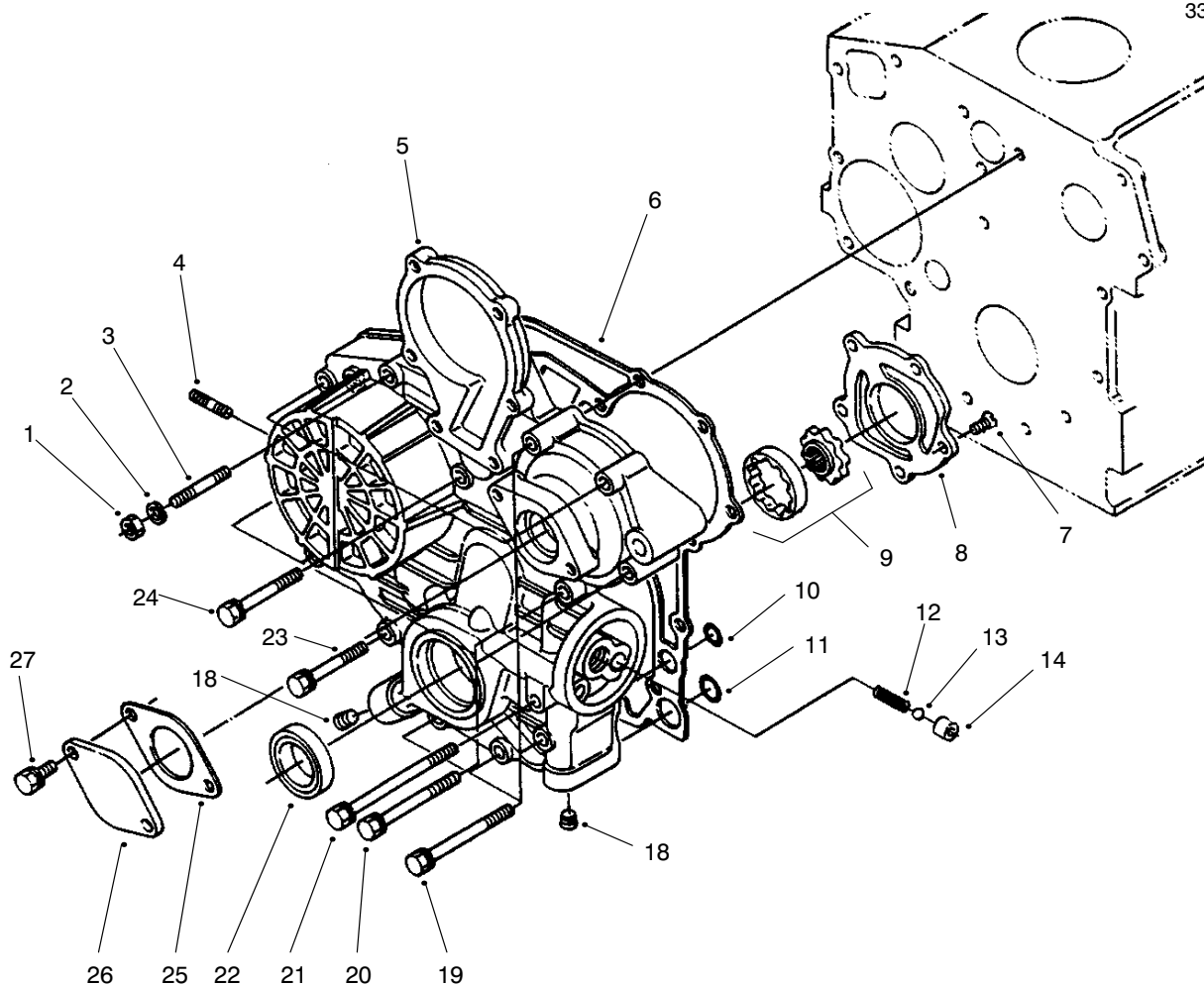


T-2908

CYLINDER HEAD ASM

Ref. No.	Part No.	Description	No. Used
1	98-7585	Bolt	2
2	98-9477	Hook-Engine	1
3	99-8344	Asm-Cylinder Head (Incl. Ref. #5-7, 9, 11 & 14)	1
4	98-9479	Bolt-Cylinder Head	12
5	98-9499	Guide-Inlet Valve	3
6	98-9500	Guide-Exhaust Valve	3
7	98-9389	Cap-Sealing	2

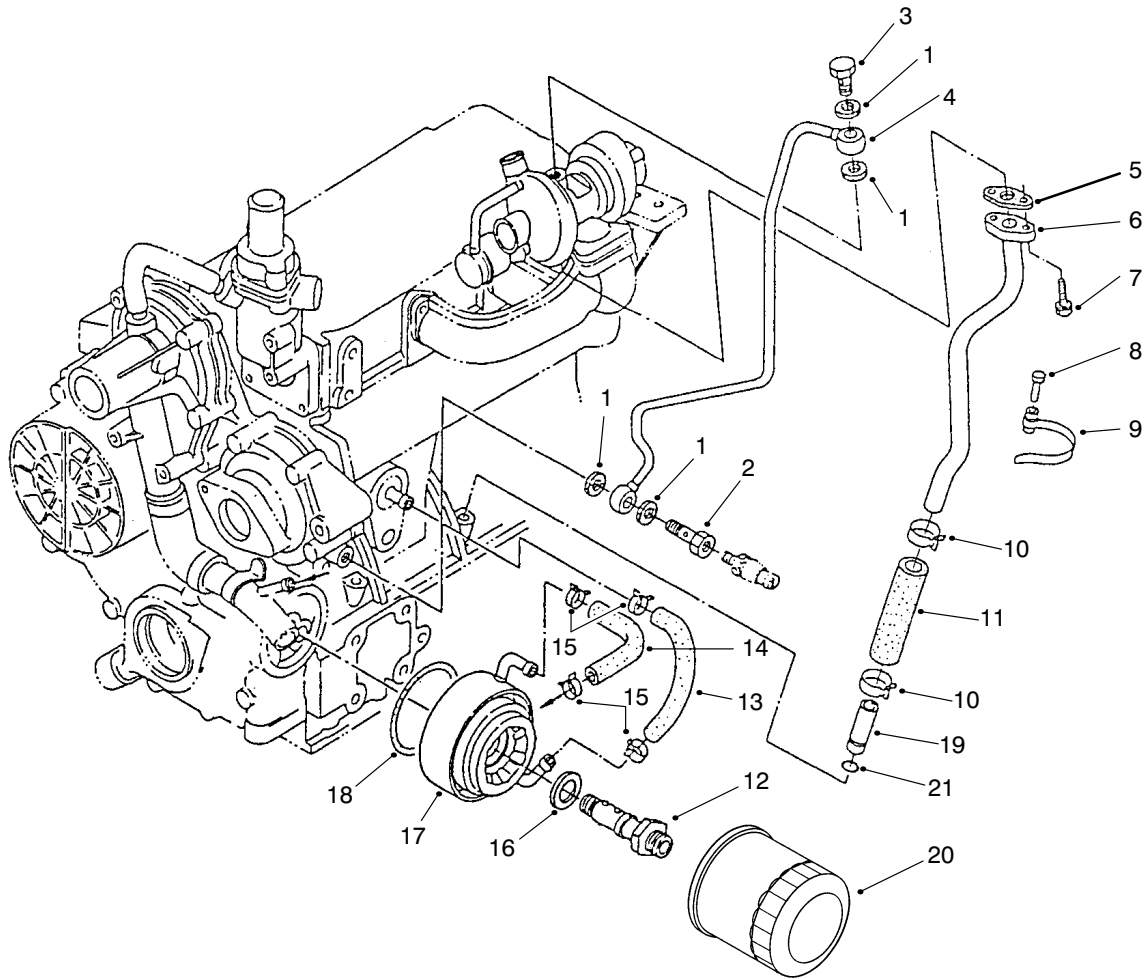
Ref. No.	Part No.	Description	No. Used
8	98-9478	Hook-Engine	1
9	98-9395	Cap-Sealing	1
10	98-9613	Gasket-Cylinder Head	1
11	98-7540	Plug	2
12	98-7509	O-Ring	1
13	98-9647	Bolt-Cylinder Head	2
14	99-8382	Plug	1



T-2909

GEAR CASE ASM

Ref. No.	Part No.	Description	No. Used	Ref. No.	Part No.	Description	No. Used
1	98-7572	Nut	1	12	98-9544	Spring	1
2	98-9367	Washer-Lock	1	13	98-9380	Ball	1
3	98-9363	Stud	1	14	98-9543	Seal-Valve	1
4	98-9362	Stud	2	18	98-9598	Plug	2
5	99-8381	Asm-Case, Gear (Incl. Ref. #7-9, 12-14 & 18)	1	19	98-9356	Bolt	2
6	98-9633	Gasket-Gear Case	1	20	98-9355	Bolt	6
7	98-9592	Screw	5	21	98-9586	Bolt	1
8	98-9541	Cover-Oil Pump	1	22	98-9482	Seal-Oil	1
9	98-9540	Asm-Rotor, Oil Pump	1	23	98-9437	Bolt	1
10	98-9372	O-Ring	2	24	98-7496	Bolt	3
11	98-7547	O-Ring	2	25	98-9684	Gasket-Gear Case	1
				26	98-9641	Cover	1
				27	98-7692	Bolt	2

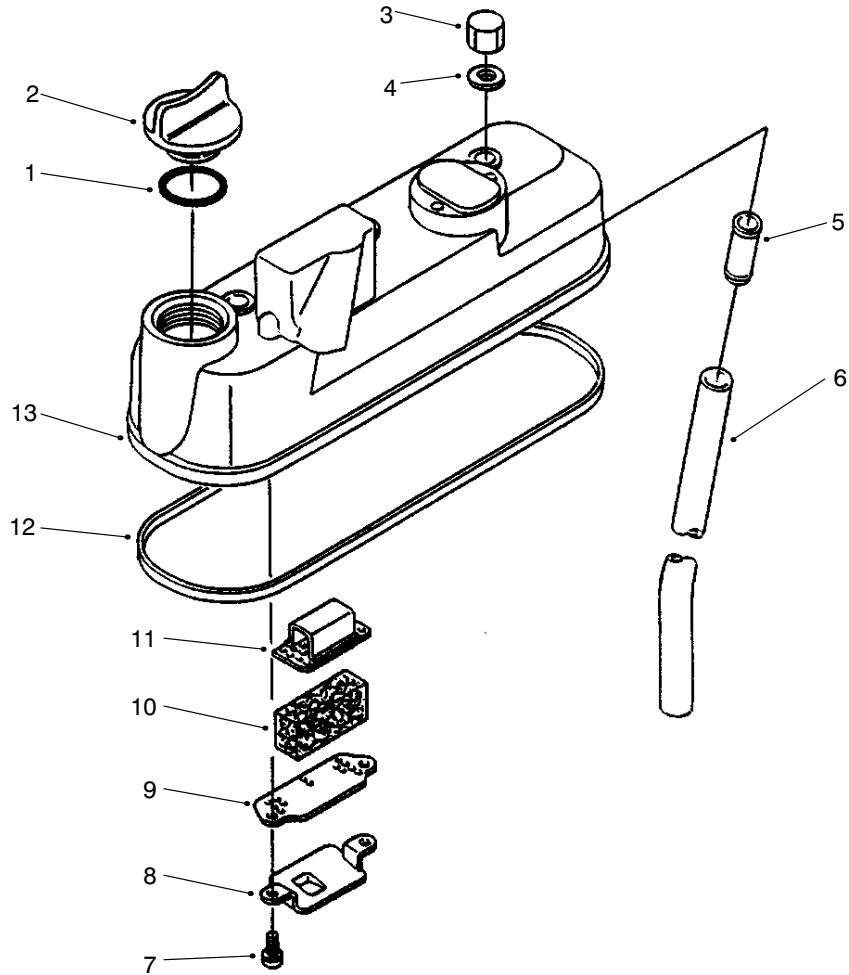


T-3079-1

FILTER, OIL COOLER & PIPE ASM

Ref. No.	Part No.	Description	No. Used
1	99-8346	Gasket	4
2	98-9417	Bolt-Eye Joint	1
3	98-9418	Bolt-Eye Joint	1
4	98-9419	Pipe-Oil	1
5	98-9435	Gasket	1
6	98-9461	Pipe-Oil	1
7	98-9587	Bolt	2
8	98-9591	Pin-Band	1
9	98-9601	Clamp-Pipe	1
10	98-9714	Clamp-Hose	2
11	98-9721	Pipe-Oil	1

Ref. No.	Part No.	Description	No. Used
12	98-9723	Asm-Holder	1
13	98-9724	Pipe-Cooler, Oil	1
14	98-9725	Pipe-Return, Water	1
15	98-9726	Band-Pipe	4
16	98-9727	Collar	1
17	98-9728	Asm-Cooler, Oil	1
18	98-9729	O-Ring	1
19	99-8383	Asm-Pipe, Oil (Incl. Ref. #21)	1
20	98-9651	Asm-Cartridge, Oil	1
21	98-9722	O-Ring	1

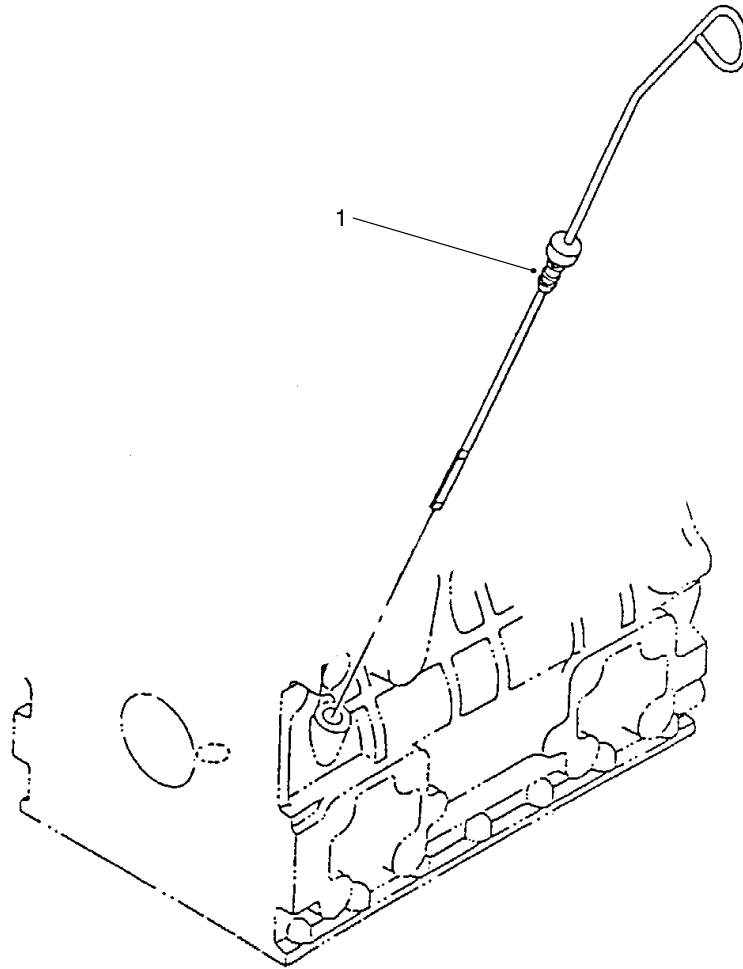


T-2910

HEAD COVER ASM

Ref. No.	Part No.	Description	No. Used
1	98-7430	O-Ring	1
2	98-9449	Plug-Oil Filler	1
3	98-9455	Nut-Cap	3
4	98-9454	Gasket	3
5	98-9492	Joint-Breather Pipe	1
6	98-9491	Pipe-Breather	1
7	98-9364	Screw w/washer	2

Ref. No.	Part No.	Description	No. Used
8	98-9490	Oil Shield-Breather	1
9	98-9488	Plate-Breather Element	1
10	98-9493	Element-Breather	1
11	98-9489	Plate-Breather Element	1
12	98-9615	Gasket-Head Cover	1
13	98-9614	Asm-Cover, Cylinder Head (Incl. Ref. #5 & 7-12)	1



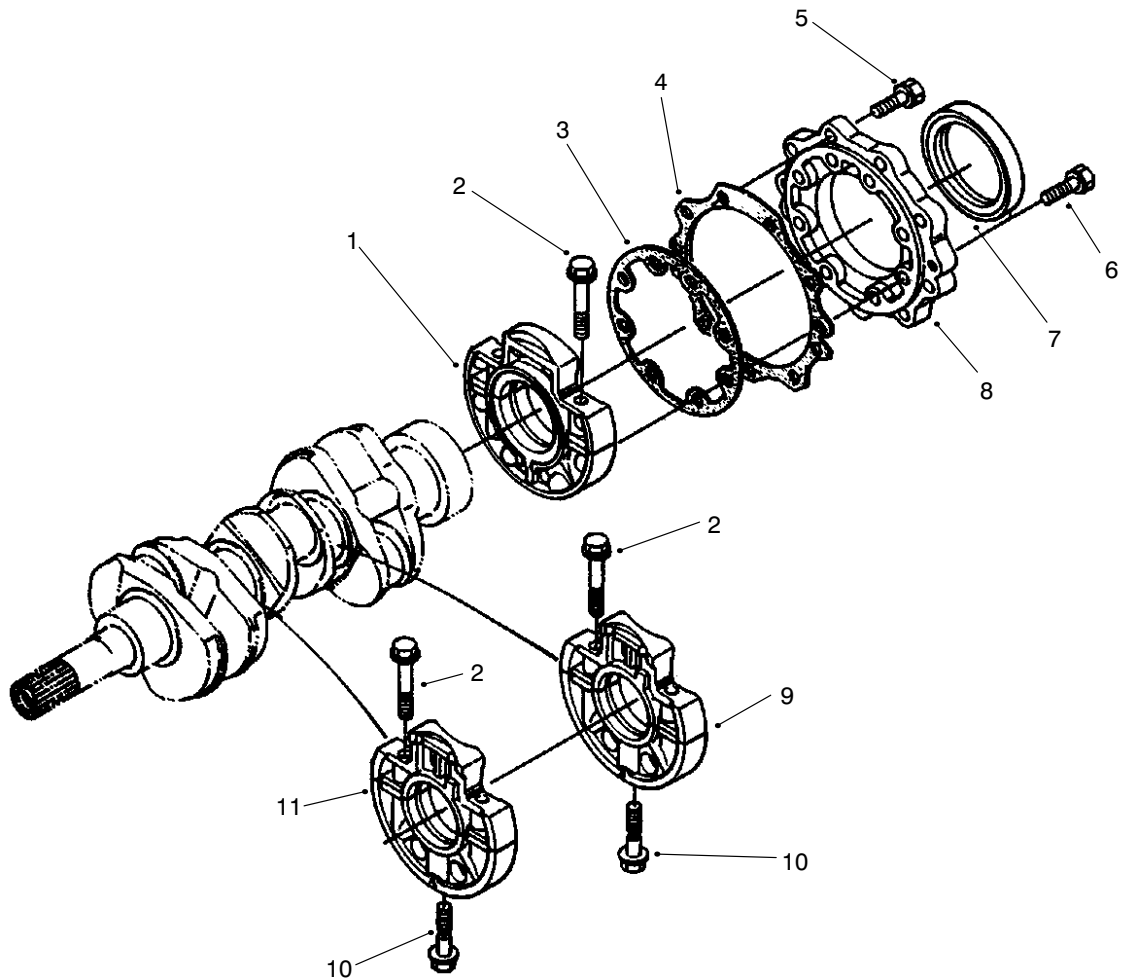
T-3094

DIPSTICK ASM

Ref. No.	Part No.	Description	No. Used
1	98-9627	Gauge-Oil	1

Ref. No.	Part No.	Description	No. Used

*Not Illustrated

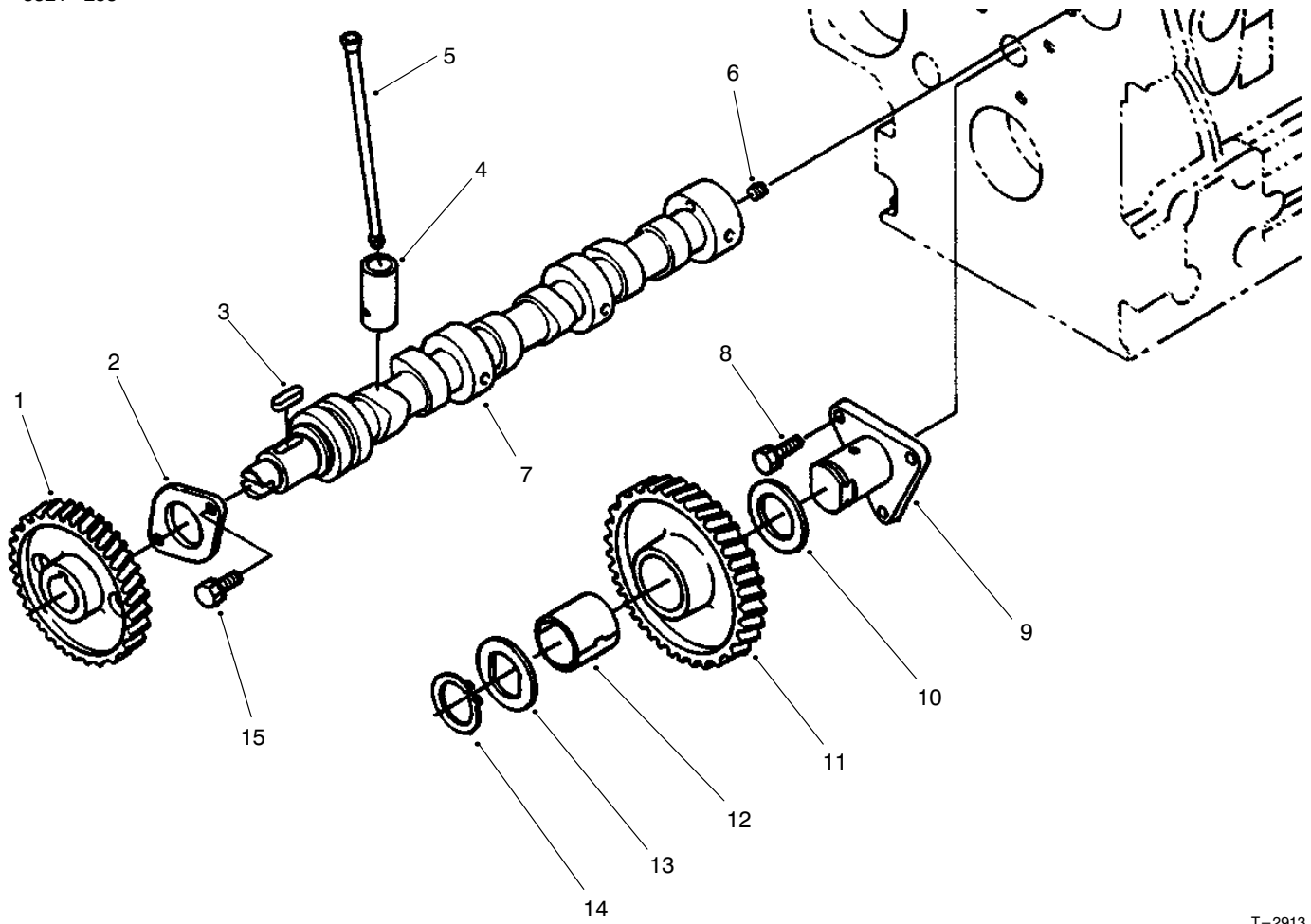


T-2912

MAIN BEARING CASE ASM

Ref. No.	Part No.	Description	No. Used
1	99-8345	Asm-Case, Main Bearing	1
2	98-9484	Bolt-Bearing Case	6
3	98-9634	Gasket-Bearing Case	1
4	98-9635	Gasket-Bearing Case Cover	1
5	98-7568	Bolt	9
6	98-9352	Bolt	8
7	98-9483	Seal-Oil	1

Ref. No.	Part No.	Description	No. Used
8	98-9487	Cover-Bearing Case	1
9	99-8360	Asm-Case, Main Bearing (Incl. Ref. #2 & 10)	1
10	98-9485	Bolt-Bearing Case	2
11	99-8361	Asm-Case, Main Bearing (Incl. Ref. #2 & 10)	1

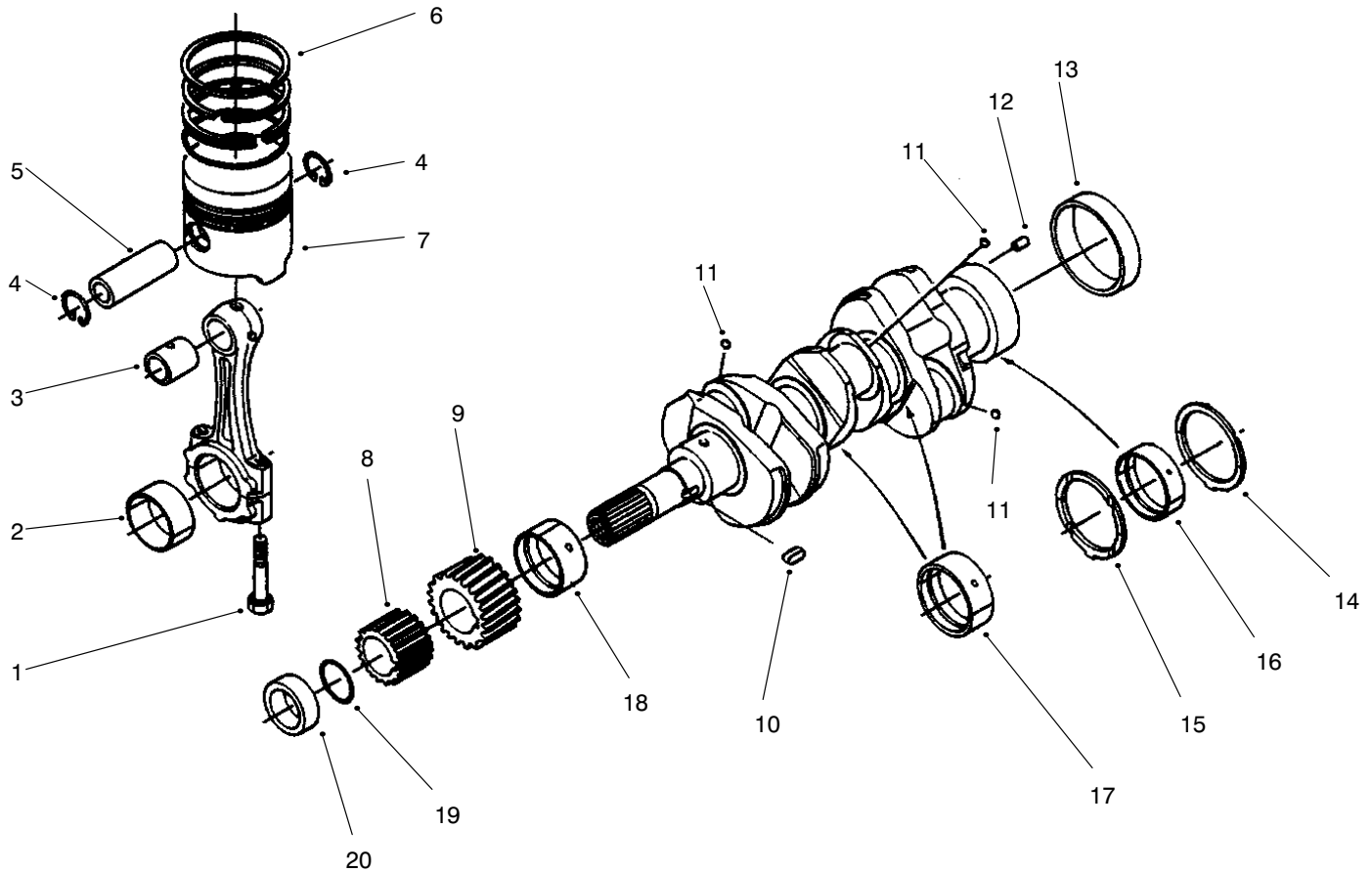


T-2913

CAMSHAFT ASM

Ref. No.	Part No.	Description	No. Used
1	98-9512	Gear-Cam	1
2	98-9510	Stopper-Camshaft	1
3	98-9378	Key-Feather	1
4	98-9616	Tappet	6
5	98-9509	Push Rod	6
6	98-7449	Screw-Set	1
7	99-8362	Asm-Camshaft (Incl. Ref. #1-3, 6 & 15)	1
8	98-7692	Bolt	3

Ref. No.	Part No.	Description	No. Used
9	98-9533	Shaft-Gear, Idle	1
10	98-9535	Collar-Gear, Idle	1
11	98-9649	Asm-Gear, Idle (Incl. Ref. #8-14)	1
12	98-9650	Bushing-Gear, Idle	1
13	98-9536	Collar-Gear, Idle	1
14	98-9534	Clip-Circular, Idle Gear	1
15	98-9351	Bolt	2

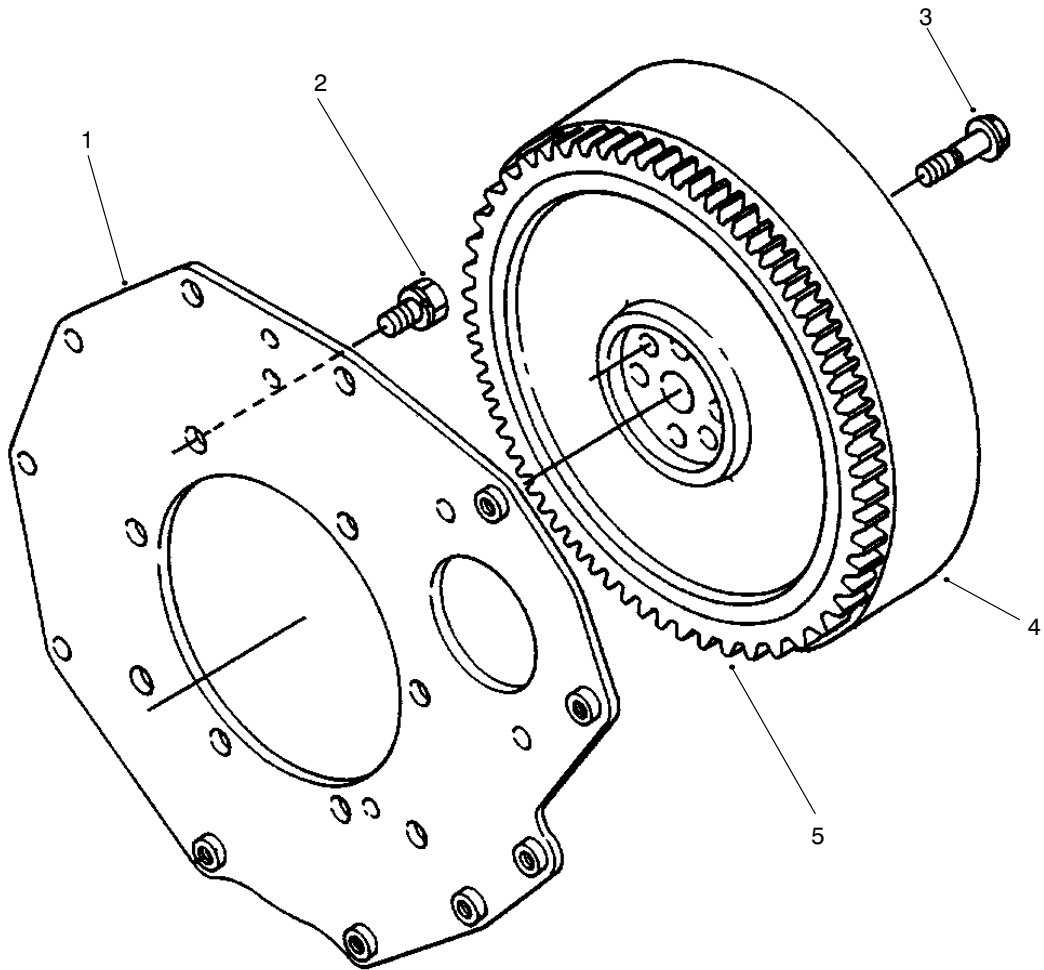


T-2914

PISTON & CRANKSHAFT ASM

Ref. No.	Part No.	Description	No. Used	Ref. No.	Part No.	Description	No. Used
1	98-9517	Bolt-Connecting Rod	6	15	98-9689	Metal-Side (0.2mm Oversize)	2
2	98-9553	Metal-Crankpin (Std.)	3	15	98-9690	Metal-Side (0.4mm Oversize)	2
2	98-9519	Metal-Crankpin (0.2mm Undersize)	3	16	98-9556	Metal-Crankshaft (Std)	1
2	98-9520	Metal-Crankpin (0.4mm Undersize)	3	16	98-9526	Metal-Crankshaft (0.2mm Undersize)	1
3	98-9515	Bushing-Piston Pin	3	16	98-9527	Metal-Crankshaft (0.4mm Undersize)	1
4	98-9514	Clip-Circular, Piston Pin	6	17	98-9555	Metal-Crankshaft (Std Set)	2
5	98-9513	Pin-Piston	3	17	98-9530	Metal-Crankshaft (0.2mm Undersize Set)	2
6	98-9619	Asm-Piston Ring (Std.)	3	17	98-9531	Metal-Crankshaft (0.4mm Undersize Set)	2
6	98-9619	Asm-Piston Ring (0.5mm Oversize)	3	18	98-9554	Metal-Crankshaft (Std)	1
7	98-9550	Piston (Std.)	3	18	98-9528	Metal-Crankshaft (0.2mm Undersize)	1
7	98-9470	Piston (0.5mm Oversize)	3	18	98-9529	Metal-Crankshaft (0.4mm Undersize)	1
8	98-9542	Gear-Oil Pump Drive	1	19	98-9373	O-Ring	1
9	98-9532	Gear-Crankshaft	1	20	98-9521	Collar-Crankshaft	1
10	98-9666	Key	1	*	98-9552	Asm-Rod, Connecting (Incl. Ref. #1-3)	3
11	98-7473	Ball	3	*	98-9642	Asm-Crankshaft (Incl. Ref. #8-13)	1
12	98-9375	Pin-Straight	1				
13	98-9522	Sleeve-Crankshaft	1				
14	98-9413	Metal-Side (Std.)	2				
14	98-9414	Metal-Side (0.2mm Oversize)	2				
14	98-9415	Metal-Side (0.4mm Oversize)	2				
15	98-9688	Metal-Side (Std.)	2				

*Not Illustrated



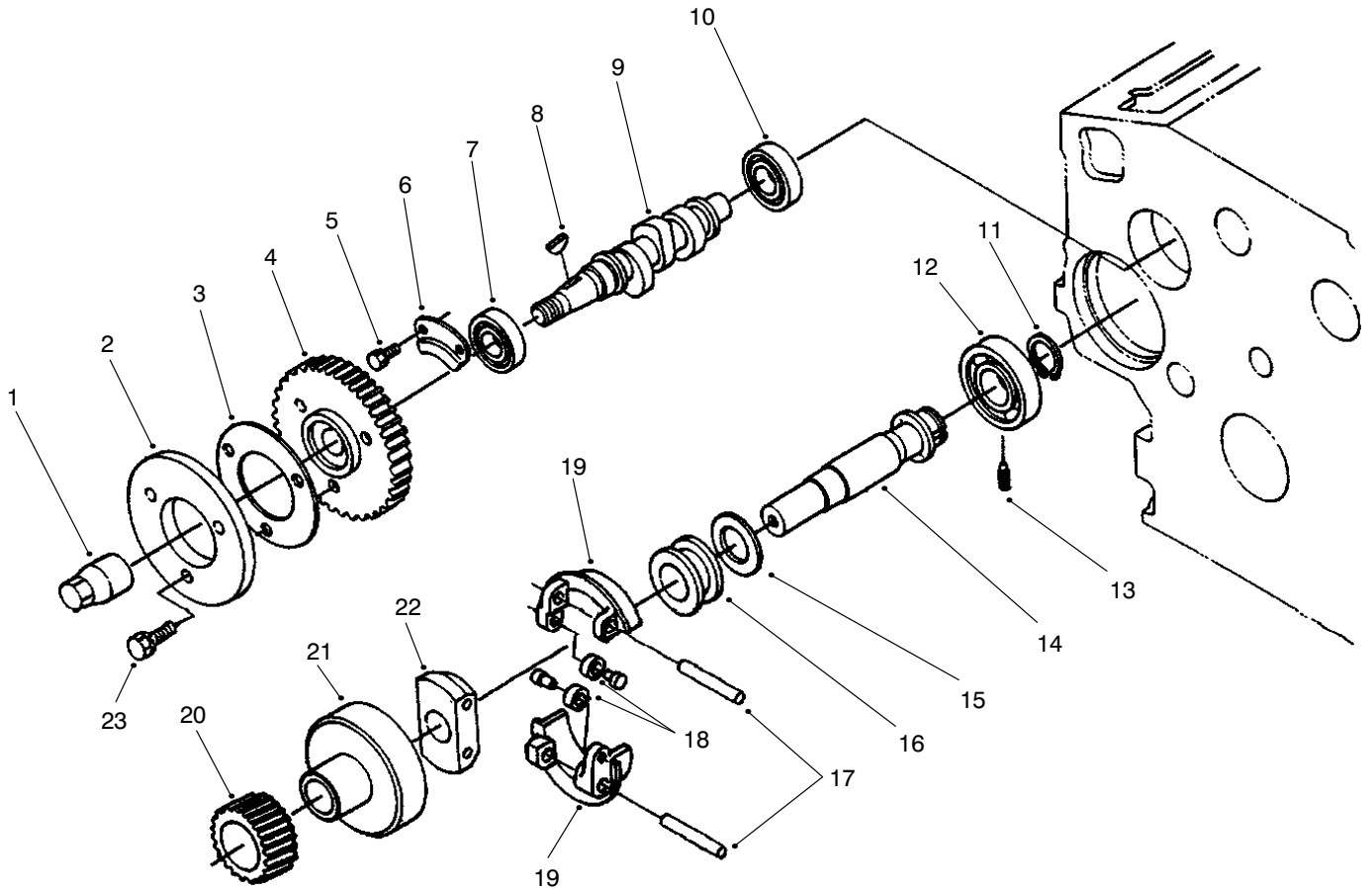
T-2915

FLYWHEEL ASM

Ref. No.	Part No.	Description	No. Used
1	98-9486	Plate-End, Rear	1
2	98-9392	Bolt	8
3	98-9537	Bolt-Flywheel	6

Ref. No.	Part No.	Description	No. Used
4	98-9691	Asm-Flywheel (Incl. Ref. #5)	1
5	98-9394	Gear-Ring	1

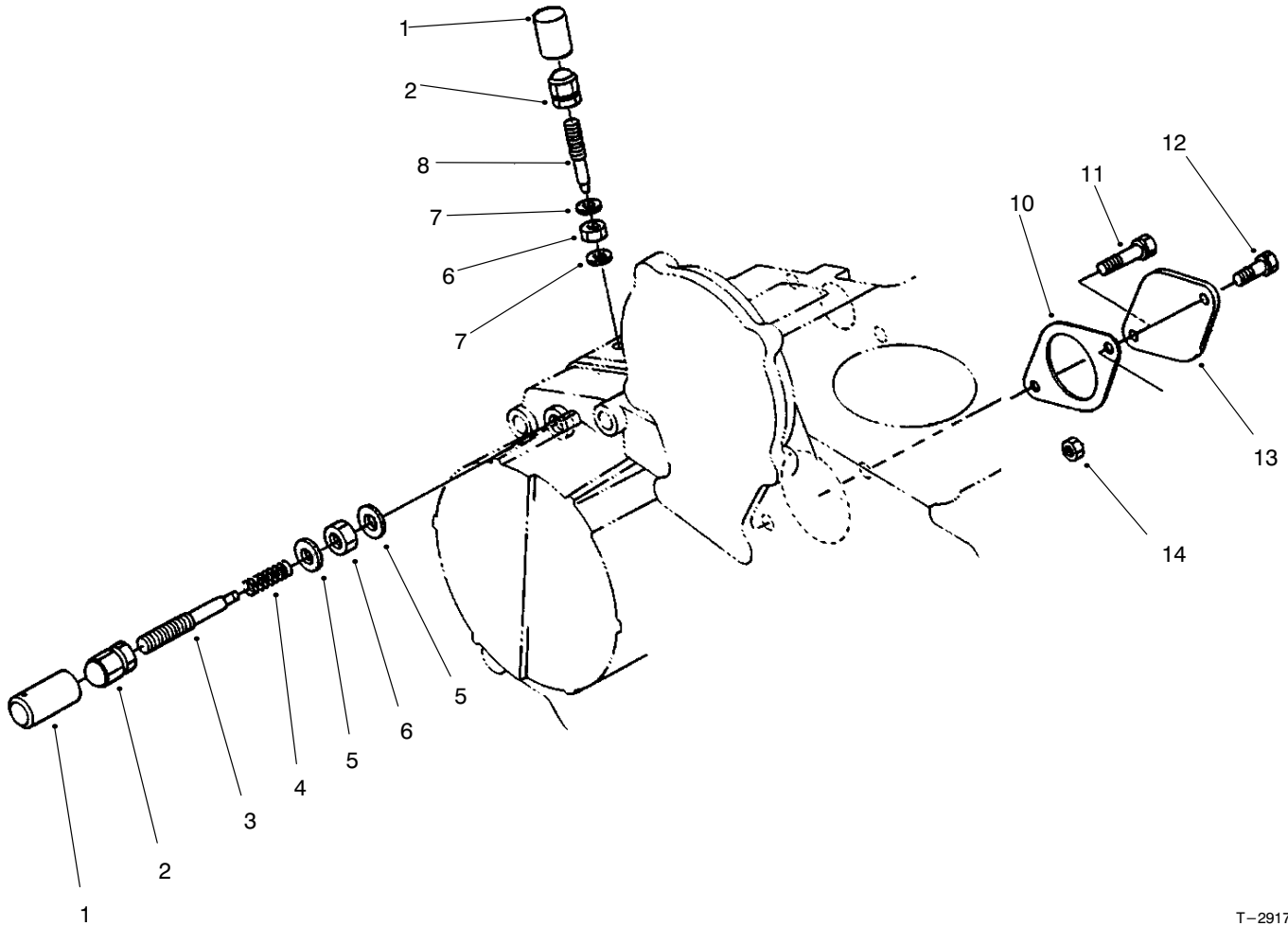
*Not Illustrated



T-2916

FUEL CAMSHAFT ASM

Ref. No.	Part No.	Description	No. Used	Ref. No.	Part No.	Description	No. Used
1	98-9590	Nut-Cap	1	13	98-9565	Screw-Set	1
2	98-9547	Cam-Fuel	1	14	98-9644	Asm-Shaft, Governor (Incl. Ref. #12 & 14-22)	1
3	98-9548	Washer	1	15	98-9564	Washer-Thrust	1
4	98-9669	Gear-Injection Pump	1	16	98-9563	Sleeve-Governor	1
5	98-9350	Bolt	2	17	98-9560	Shaft-Governor Weight	2
6	98-9511	Stopper-Fuel, Camshaft	1	18	98-9692	Roller	2
7	98-9383	Bearing-Ball	1	19	98-9559	Asm-Weight, Governor	2
8	98-9595	Key-Woodruff	1	20	98-9673	Gear-Governor	1
9	98-9459	Camshaft-Fuel	1	21	98-9562	Holder-Gear, Governor	1
10	98-9382	Bearing-Ball	1	22	98-9561	Holder-Gear, Governor	1
11	98-9657	Clip-Circular, Gov. Shaft	1	23	98-7605	Bolt	3
12	98-9381	Bearing-Ball	1				



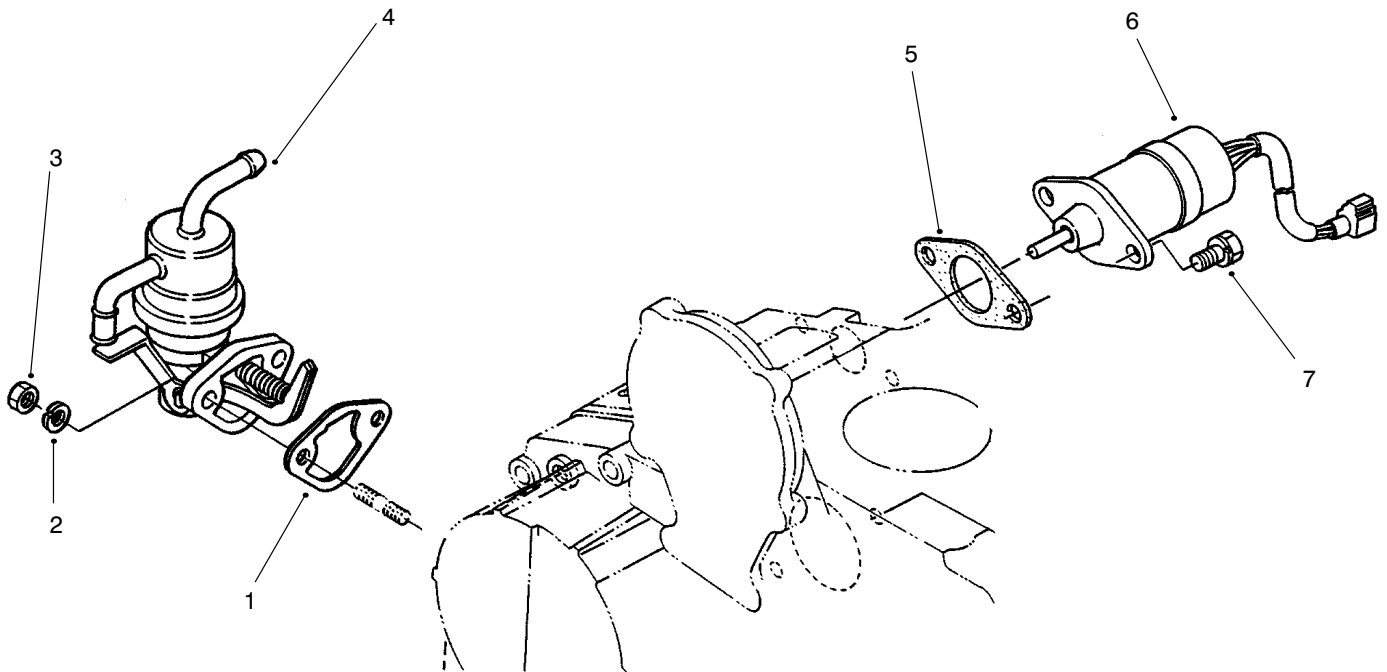
T-2917

ENGINE STOP LEVER ASM

Ref. No.	Part No.	Description	No. Used
1	98-9558	Cap	2
2	98-9441	Nut-Cap	2
3	98-9679	Asm-Bolt, Adjusting (Incl. Ref. #4)	1
4		Spring	1
5	98-7654	Gasket	2
6	98-9439	Nut	2
7	98-7654	Gasket	2

Ref. No.	Part No.	Description	No. Used
8	98-9557	Bolt-Adjusting	1
10	98-9674	Packing	1
11	98-7645	Bolt	1
12	98-9359	Bolt	1
13	98-9640	Cover-Pump	1
14	98-7534	Nut	1
*	98-9678	Asm-Apparatus, Idle (Incl. Ref. #1-6)	1

*Not Illustrated



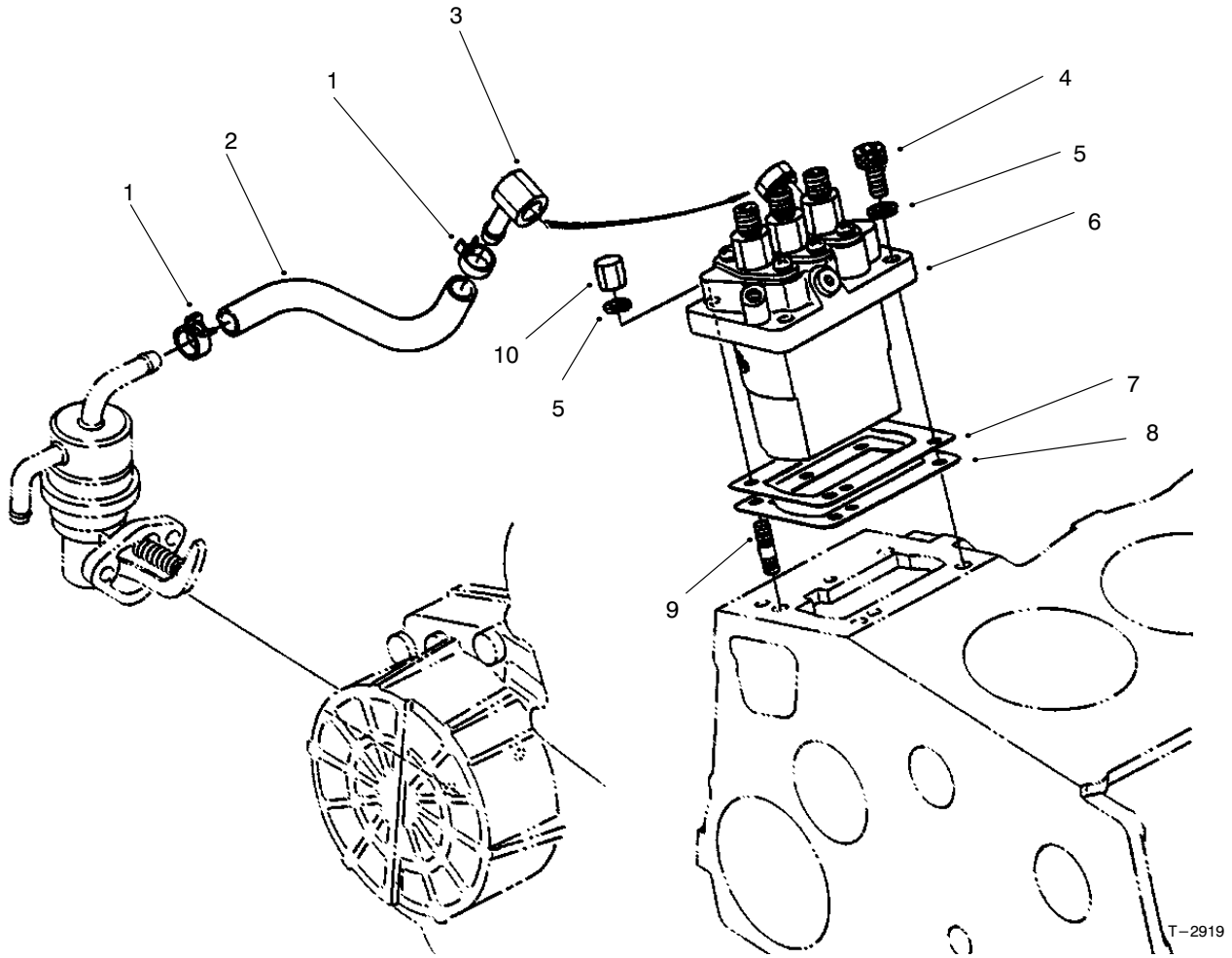
T-2918

STOP SOLENOID & FUEL PUMP ASM

Ref. No.	Part No.	Description	No. Used
1	98-9436	Gasket-Fuel Pump	1
2	98-9367	Washer-Lock	2
3	98-7572	Nut	2
4	98-9677	Asm-Pump, Fuel	1

Ref. No.	Part No.	Description	No. Used
5	98-9683	Gasket-Solenoid Cover	1
6	98-9693	Solenoid-Stop	1
7	98-9351	Bolt	2

*Not Illustrated

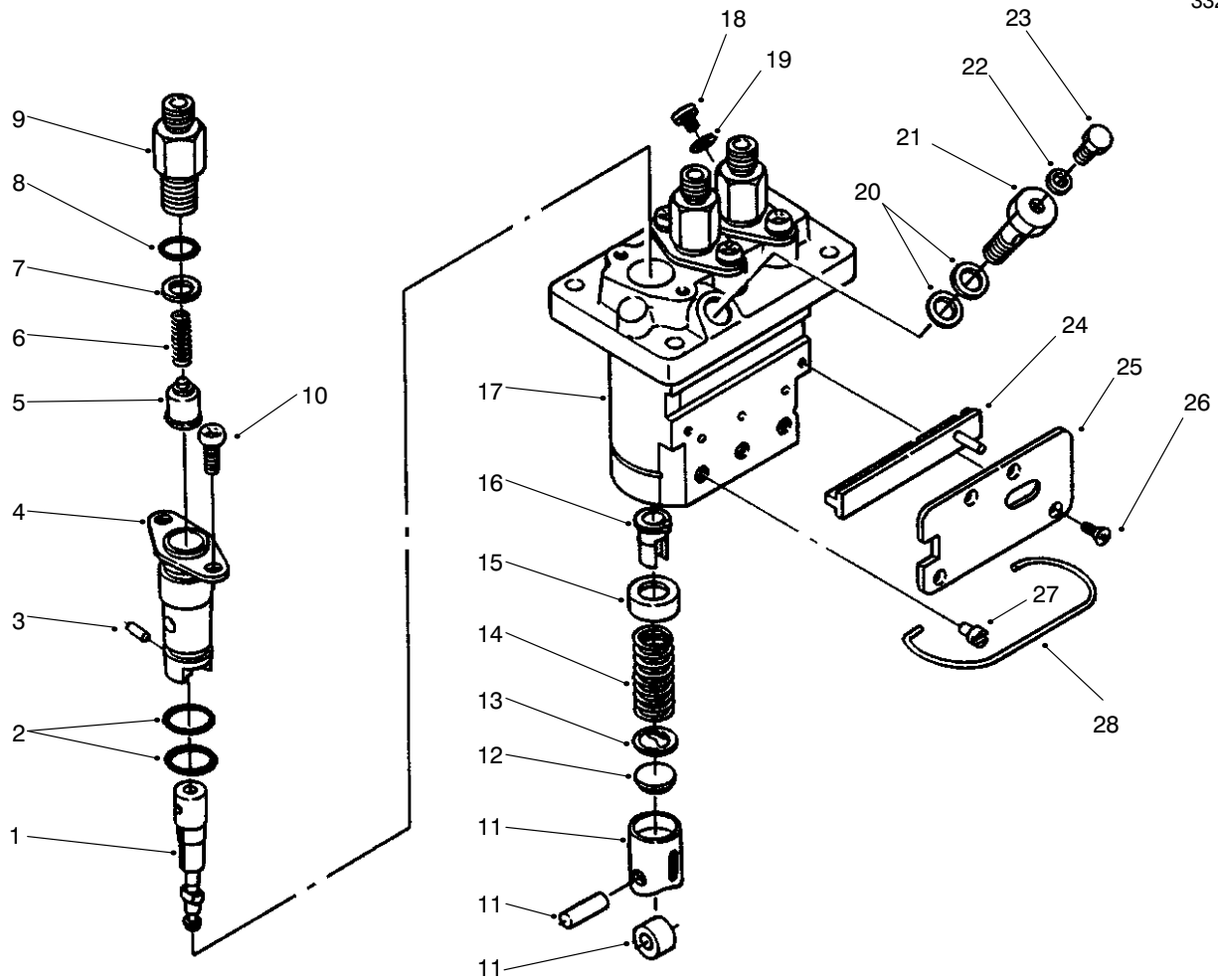


INJECTION PUMP ASM

Ref. No.	Part No.	Description	No. Used
1	98-9545	Band-Pipe	2
2	98-9384	Tube-Fuel	1
3	98-9596	Joint-Eye	1
4	98-9361	Bolt	2
5	98-9367	Washer-Lock	4
6	98-9643	Asm-Pump, Injection	1
7	98-9456	Shim-Injection (0.2mm)	1

Ref. No.	Part No.	Description	No. Used
7	98-9457	Shim-Injection (0.25mm)	1
8	98-9458	Shim-Injection (0.30mm)	1
9	98-9438	Stud	2
10	98-9440	Nut-Cap	2
*	98-9467	Asm-Pipe, Fuel (Incl. Ref. #1 & 2)	1

*Not Illustrated

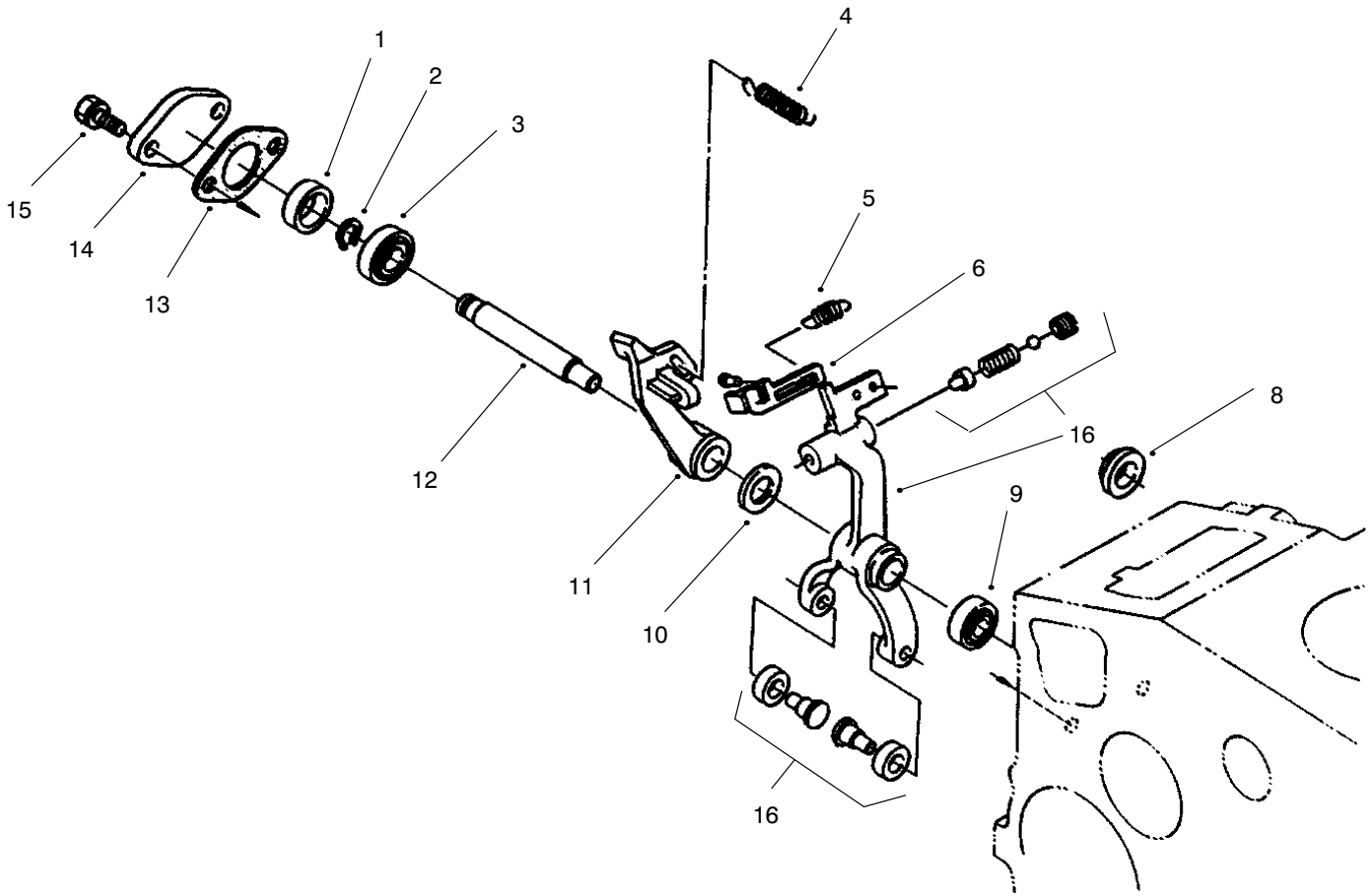


T-2920

INJECTION PUMP ASM (Continued)

Ref. No.	Part No.	Description	No. Used
1	98-9462	Element-Pump	3
2	98-9423	O-Ring	6
3	98-9443	Pin-Joint	3
4	98-9434	Flange-Sleeve	3
5	98-9421	Valve-Delivery	3
6	98-9424	Spring-Valve, Delivery	3
7	98-9425	Gasket-Valve, Delivery	3
8	98-9447	O-Ring	3
9	98-9652	Holder-Valve, Delivery	3
10	98-9452	Screw	6
11	98-9422	Asm-Tappet	3
12	98-9433	Shim	3
13	98-9429	Seat-Spring, Lower	3
14	98-9428	Spring-Plunger	3
15	98-9427	Seat-Spring, Upper	3

Ref. No.	Part No.	Description	No. Used
16	98-9432	Sleeve-Control	3
17	98-9643	Asm-Pump, Injection (Incl. Ref. #1-16 & 18-28)	1
18	98-9466	Plug	1
19	98-9451	Gasket	1
20	98-9445	Gasket	2
21	98-9464	Bolt-Joint	1
22	98-9446	Gasket	1
23	98-9430	Screw	1
24	98-9463	Rack-Control	1
25	98-9465	Plate	1
26	98-9442	Screw-Countersunk Hd.	4
27	98-9426	Pin-Guide, Tappet	3
28	98-9450	Pin-Clamp	1



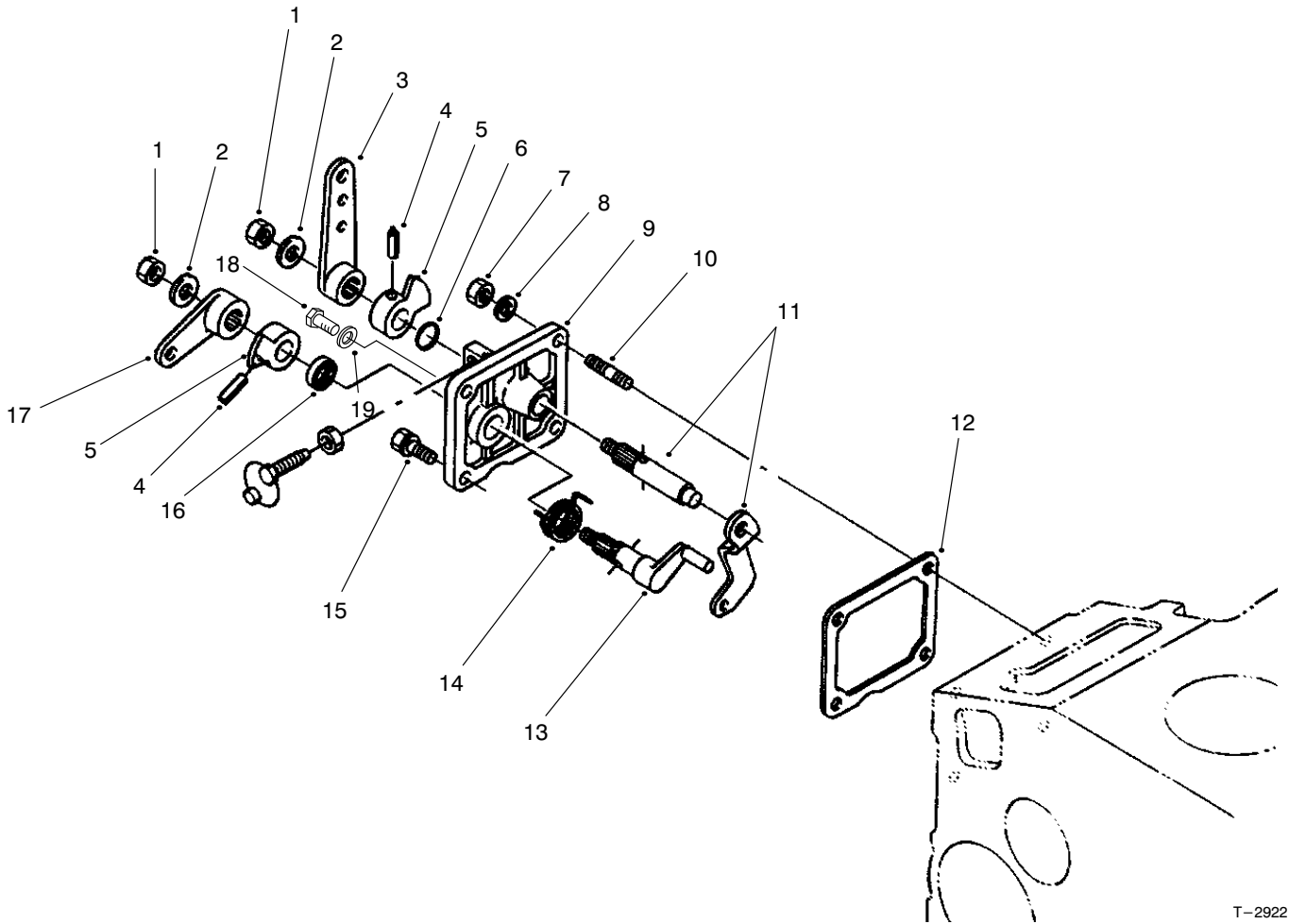
T-2921

GOVERNOR ASM

Ref. No.	Part No.	Description	No. Used
1	98-9567	Collar	1
2	98-9369	Clip-Circular, External	1
3	98-9570	Bearing-Miniature	1
4	98-9681	Spring-Governor	1
5	98-9645	Spring-Start	1
6	98-9660	Lever-Thrust	1
*7	98-9680	Asm-Lever, Fork (Incl. Ref. #2, 3, 6, & 10-12)	1
8	98-9568	Collar	1

Ref. No.	Part No.	Description	No. Used
9	98-9571	Bearing-Miniature	1
10	98-9593	Washer-Flat	1
11	98-9659	Lever-Fork	1
12	98-9566	Shaft-Lever, Fork	1
13	98-9682	Gasket	1
14	98-9569	Cover-Shaft, Fork Lever	1
15	98-9351	Bolt	2
16	99-8380	Complete Lever & Fork (Incl. Ref. #6)	1

*Not Illustrated

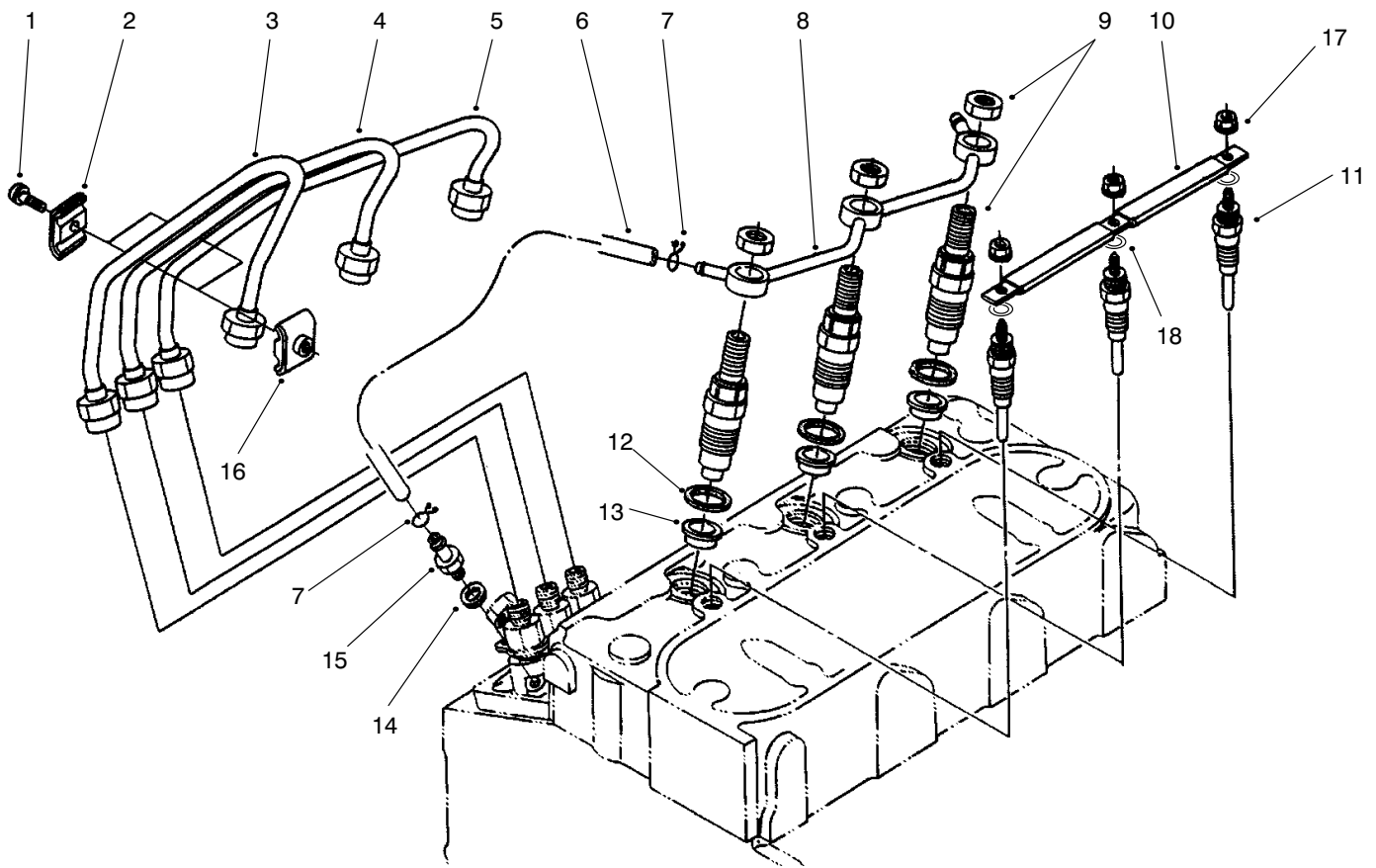


T-2922

SPEED CONTROL PLATE ASM

Ref. No.	Part No.	Description	No. Used
1	98-9589	Nut	2
2	98-9594	Washer-Flat	2
3	98-9662	Lever-Speed Control	1
4	98-7602	Pin-Spring	2
5	98-9572	Lever-Speed Control	2
6	98-9371	O-Ring	1
7	98-7572	Nut	2
8	98-9367	Washer-Lock	2
9	98-9661	Asm-Plate, Control (Incl. Ref. #1-6, 11, 13, 14, 16, & 17)	1

Ref. No.	Part No.	Description	No. Used
10	98-9362	Stud	2
11	98-9658	Asm-Lever, Governor	1
12	98-9637	Gasket	1
13	98-9664	Shaft-Stop Lever	1
14	98-9472	Spring-Return	1
15	98-7692	Bolt	1
16	98-7601	Seal-Oil	1
17	98-9663	Lever-Engine Stop	1
18	99-8348	Bolt	1
19	98-7654	Gasket	1



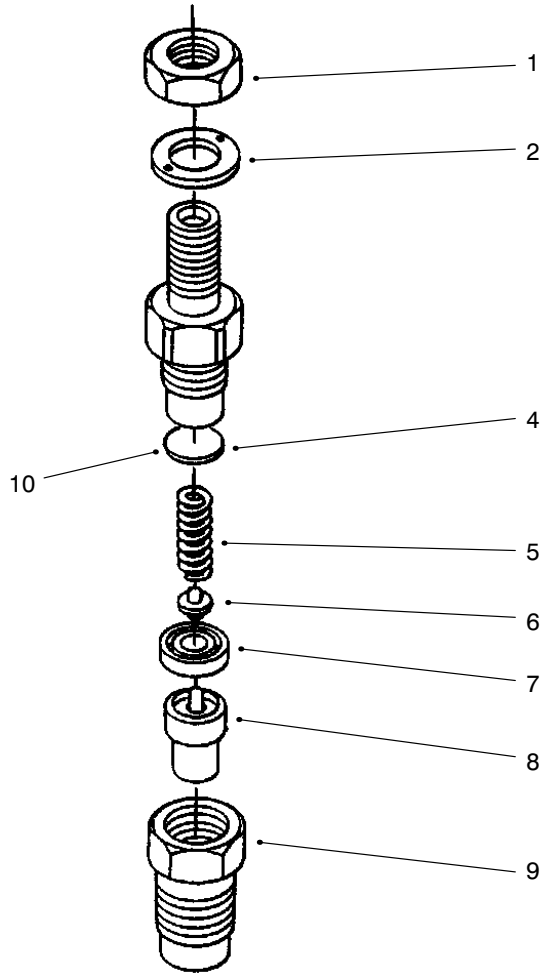
T-2923

NOZZLE HOLDER & GLOW PLUG ASM

Ref. No.	Part No.	Description	No. Used
1	98-7684	Screw w/washer	2
2	98-7683	Clamp-Pipe	2
3	98-9622	Pipe-Injection	1
4	98-9654	Pipe-Injection	1
5	98-9655	Pipe-Injection	1
6	98-9624	Asm-Pipe, Overflow (Incl. Ref. #7)	1
7	98-7671	Clip-Pipe	2
8	98-9621	Asm-Pipe, Overflow	1
9	98-9468	Asm-Holder, Nozzle	3

Ref. No.	Part No.	Description	No. Used
10	98-9631	Cord-Glow Plug	1
11	98-9623	Plug-Glow	3
12	98-7676	Gasket	3
13	98-9694	Seat-Heat	3
14	98-7654	Gasket	1
15	98-9431	Screw-Air Bleed	1
16	98-7682	Clamp-Pipe	2
17	99-8377	Nut-Flange	3
18	99-8378	Washer-Plain	3

*Not Illustrated



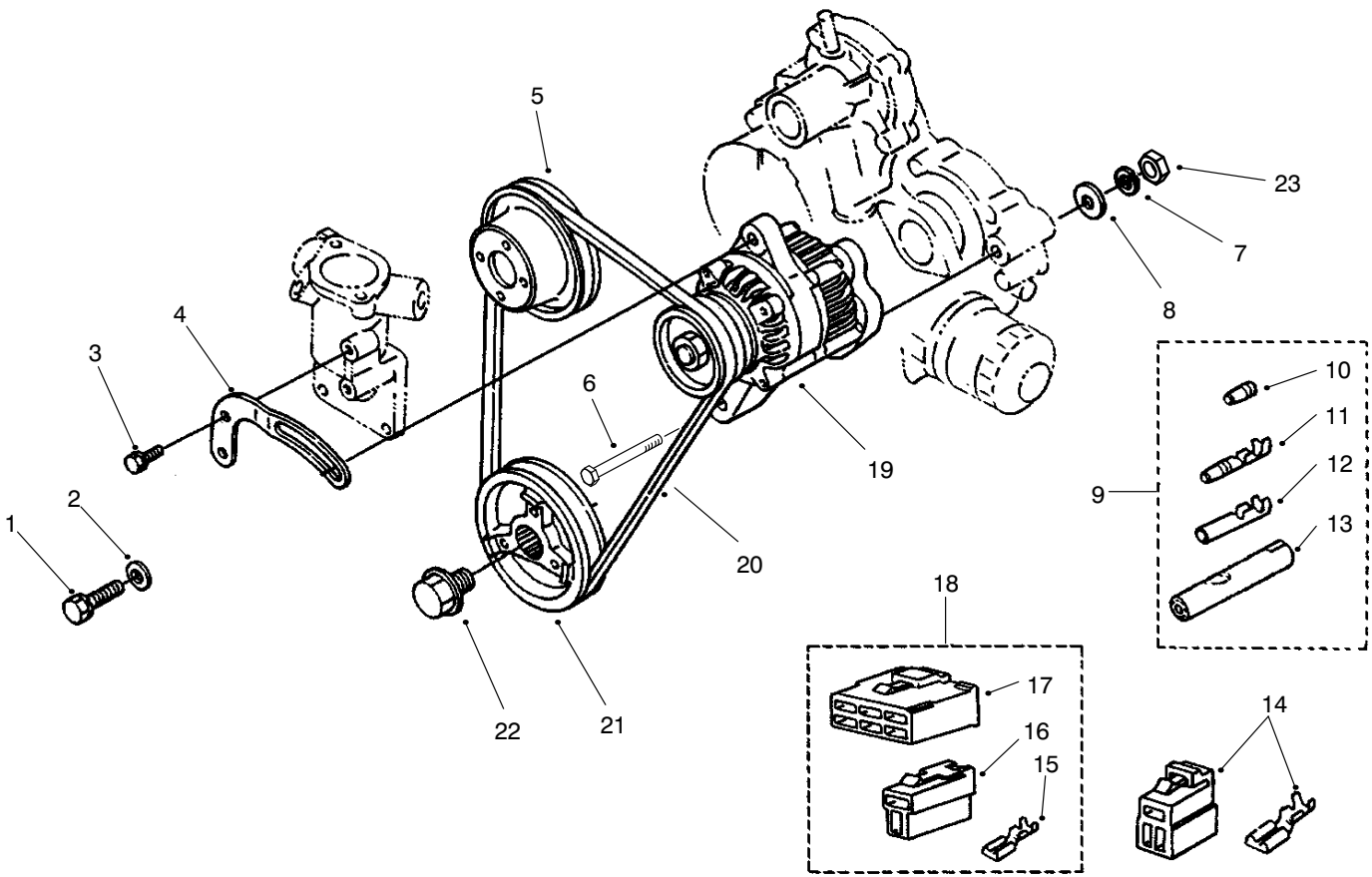
T-2924

NOZZLE HOLDER ASM

Ref. No.	Part No.	Description	No. Used
1	99-8301	Nut	3
2	99-8307	Washer	3
4	99-8302	Washer-Adjusting	3
5	99-8303	Spring-Nozzle	3
6	99-8305	Push Rod	3
7	99-8304	Piece-Distance	3
8	99-8308	Piece-Nozzle	3
9	99-8306	Nut-Nozzle	3
10	99-8309	Asm-Washer, Adjusting	3
*	99-8310	Washer-Adj. (0.10mm)	3
*	99-8311	Washer-Adj. (0.20mm)	3

Ref. No.	Part No.	Description	No. Used
10	99-8312	Washer-Adj. (0.30mm)	3
*	99-8313	Washer-Adj. (0.40mm)	3
*	99-8314	Washer-Adj. (0.50mm)	3
*	99-8315	Washer-Adj. (0.52mm)	3
*	99-8316	Washer-Adj. (0.54mm)	3
*	99-8317	Washer-Adj. (0.56mm)	3
*	99-8318	Washer-Adj. (0.58mm)	3
*	99-8319	Washer-Adj. (0.80mm)	3
*	98-9468	Asm-Holder, Nozzle (Incl. Ref. #1-9)	3

*Not Illustrated

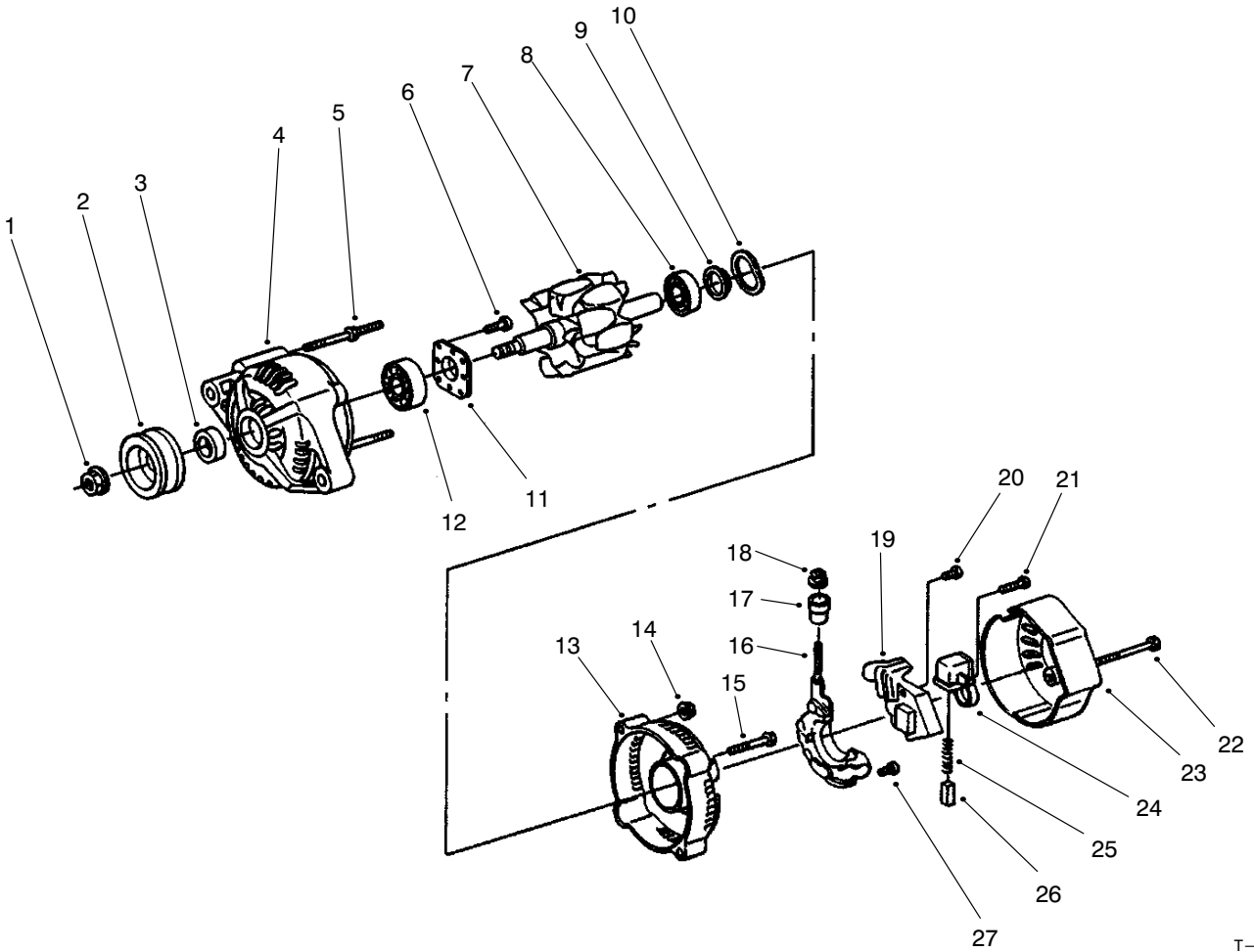


T-2926

ALTERNATOR & PULLEY ASM

Ref. No.	Part No.	Description	No. Used
1	98-7697	Bolt	1
2	98-7698	Washer-Flat	1
3	98-7692	Bolt	1
4	98-9573	Stay-Dynamo	1
5	98-9584	Pulley-Fan	1
6	98-9360	Bolt	1
7	98-9368	Washer-Lock	1
8	98-9366	Washer-Flat	1
9	98-9700	Asm-Terminal (Incl. Ref. #10-13)	1
10	98-9701	Terminal	1
11	98-9702	Sleeve	1
12	98-9703	Terminal	1

Ref. No.	Part No.	Description	No. Used
13	98-9704	Sleeve	1
14	98-9602	Asm-Coupler, Lock	1
15	98-9699	Terminal	7
16	98-9698	Connector	1
17	98-9697	Connector	1
18	98-9696	Asm-Coupler (Incl. Ref. #15-17)	1
19	98-9474	Asm-Alternator	1
20	98-9676	V-Belt	1
21	98-9473	Pulley-Fan Drive	1
22	98-9585	Bolt	1
23	98-7737	Nut	1



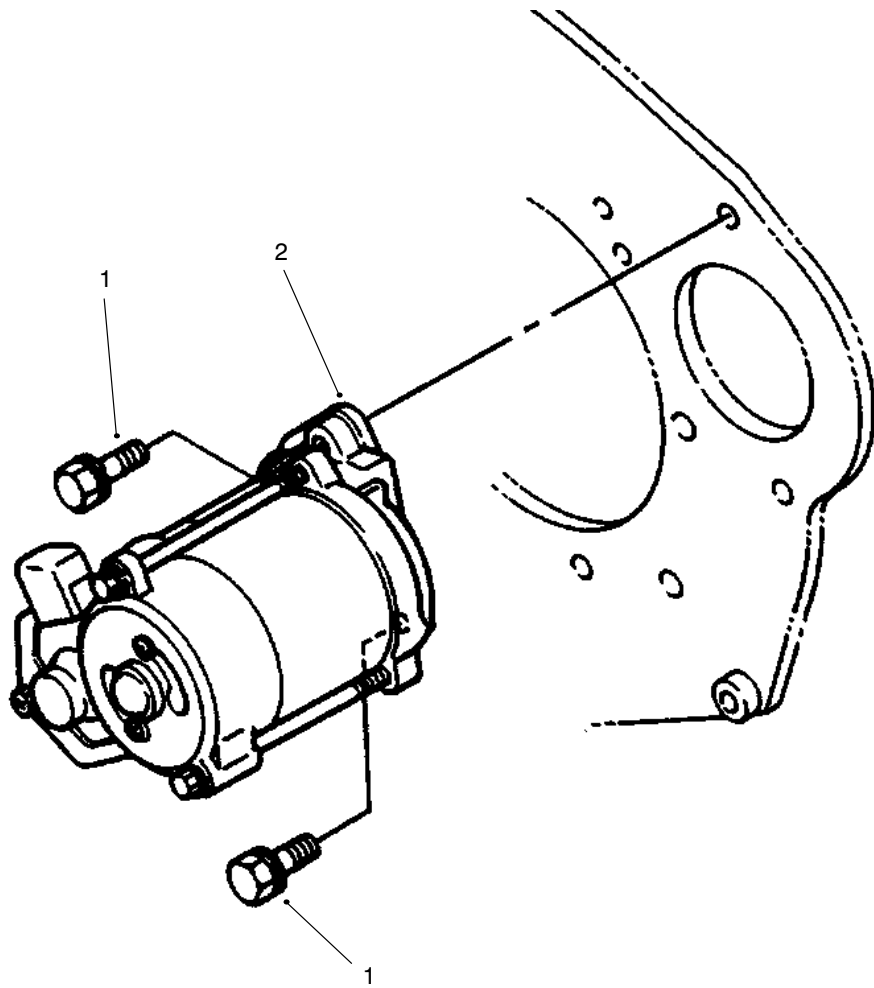
T-2927

ALTERNATOR ASM

Ref. No.	Part No.	Description	No. Used
1	98-7708	Nut	1
2	98-9453	Pulley-Dynamo	1
3	98-7709	Collar	1
4	98-7714	Frame-Drive End	1
5	98-7717	Bolt-Through	2
6	98-7716	Screw-RH	4
7	98-7710	Rotor	1
8	98-7712	Bearing-Ball	1
9	98-7711	Cover-Bearing	1
10	98-7713	Washer-Thrust	1
11	98-7715	Plate-Retainer	1
12	98-7718	Bearing-Ball	1
13	98-7719	Frame-End	1
14	98-7730	Nut	2
15	98-7731	Bolt	2

Ref. No.	Part No.	Description	No. Used
16	98-7721	Asm-Rectifier	1
17	98-7722	Bushing-Insulation	1
18	98-7732	Nut	1
19	98-7733	Asm-Regulator	1
20	98-7726	Screw-RH	2
21	98-7728	Screw-RH	1
22	98-7729	Bolt	3
23	98-7720	Cover-End	1
24	98-7723	Holder-Brush	1
25	98-7725	Spring-Brush	2
26	98-7724	Brush	2
27	98-7727	Screw-RH	6
*	98-9474	Asm-Alternator (Incl. Ref. #1-27)	1

*Not Illustrated

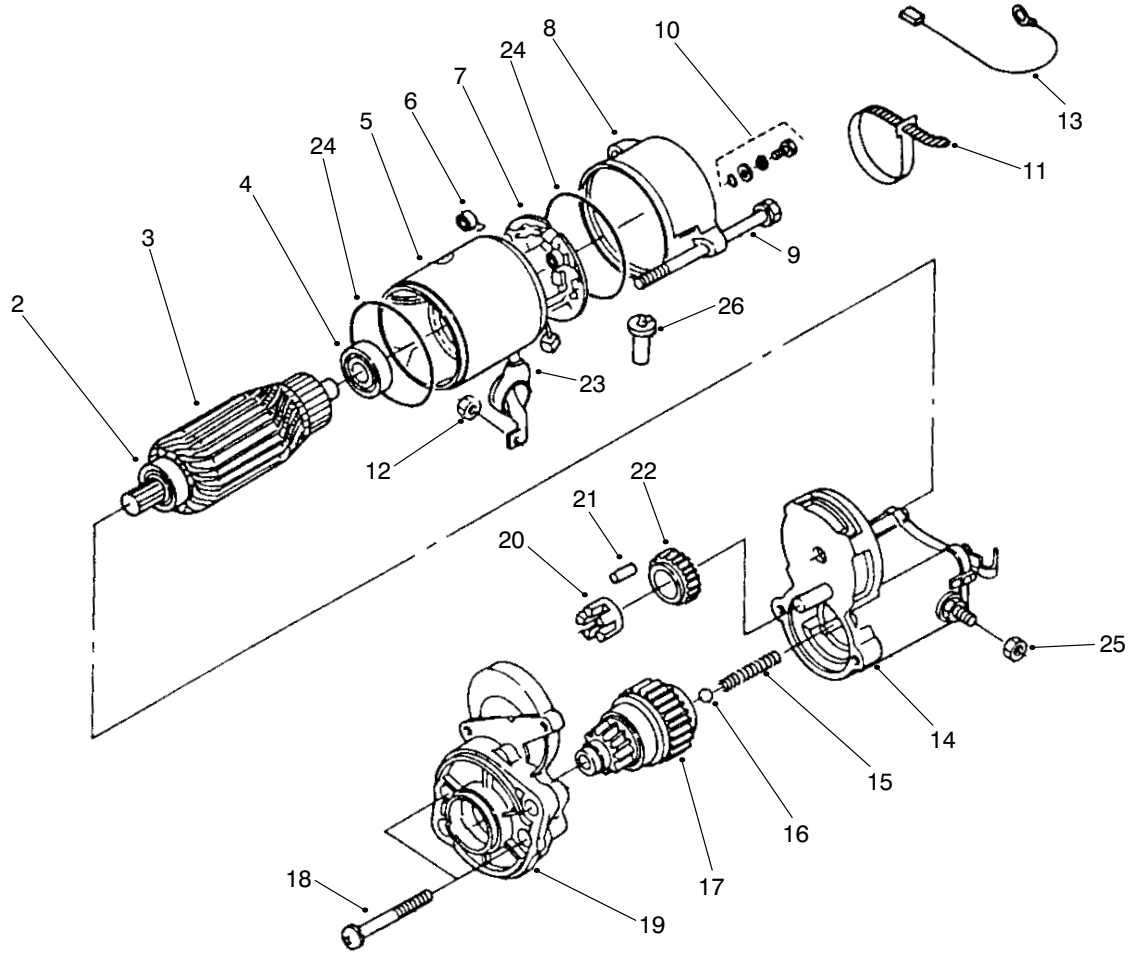


T-2928

STARTER MOUNT ASM

Ref. No.	Part No.	Description	No. Used
1	98-7697	Bolt	2
2	98-9705	Asm-Starter	1

Ref. No.	Part No.	Description	No. Used

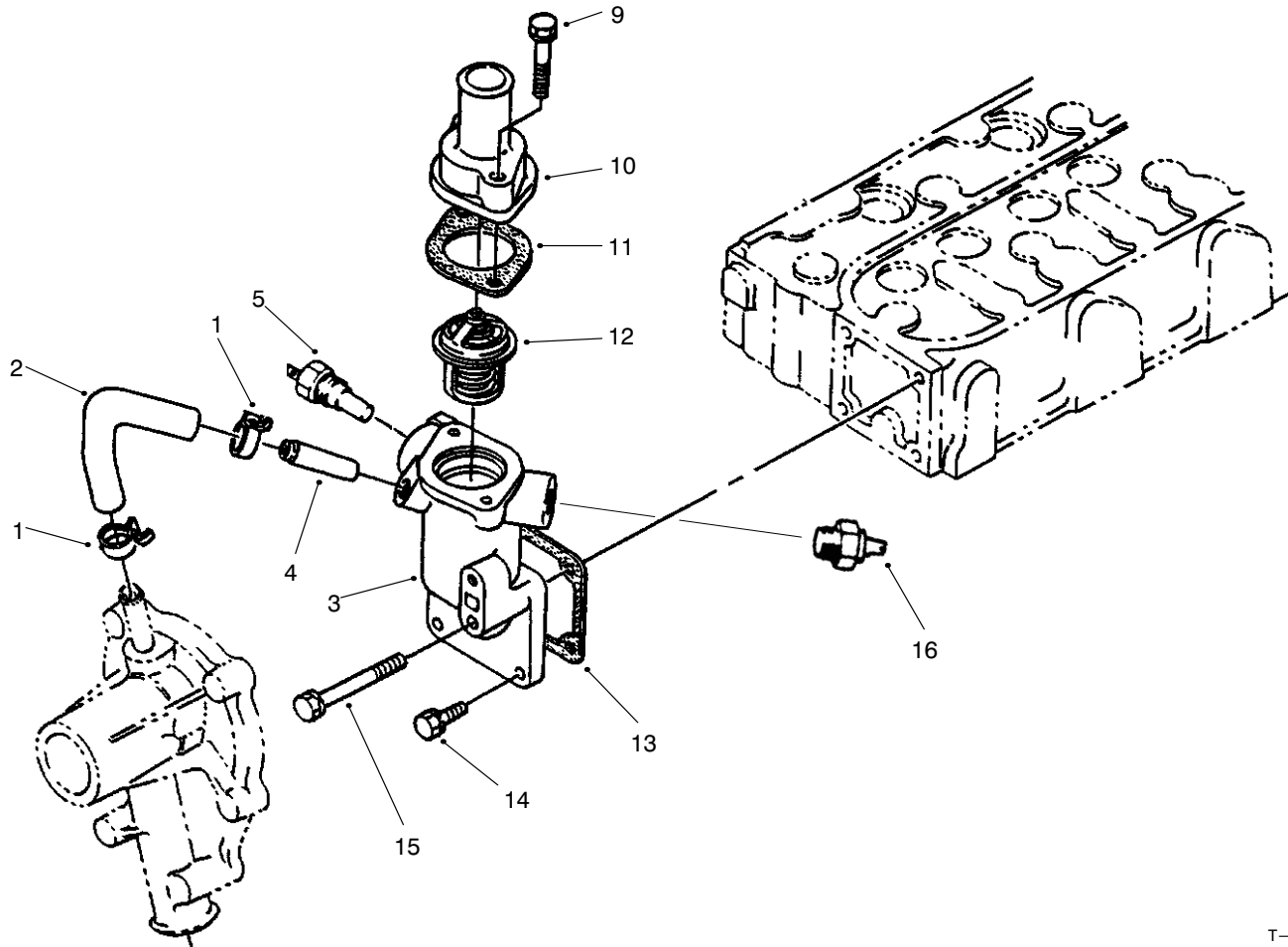


STARTER ASM

T-3081

Ref. No.	Part No.	Description	No. Used	Ref. No.	Part No.	Description	No. Used
2	98-7743	Bearing-Ball	1	15	98-7754	Spring	1
3	98-7742	Asm-Armature (Incl. Ref. #2 & 4)	1	16	98-7755	Ball	1
4	98-7744	Bearing-Ball	1	17	99-8373	Clutch	1
5	98-7741	Asm-Yoke	1	18	98-7756	Bolt	2
6	98-7750	Spring-Brush	4	19	99-8374	Frame-Drive End	1
7	98-7749	Asm-Holder, Brush (Incl. Ref. #6)	1	20	98-7752	Retainer	1
8	98-8370	Frame-End	1	21	98-7753	Roller	5
9	98-9549	Bolt	2	22	98-7751	Gear	1
10	98-7758	Asm-Bolt	2	23	99-8375	Cover-Cord	1
11	98-9712	Band-Cover	1	24	98-7757	O-Ring	2
12	99-8371	Nut-Hex.	1	25	99-8376	Nut	1
13	98-9711	Cord-Stop, Solenoid	1	26	98-7759	Pipe-Drain	1
14	99-8372	Asm-Switch, Magnetic	1	*	98-9705	Asm-Starter (Incl. Ref. #2-26)	1

*Not Illustrated

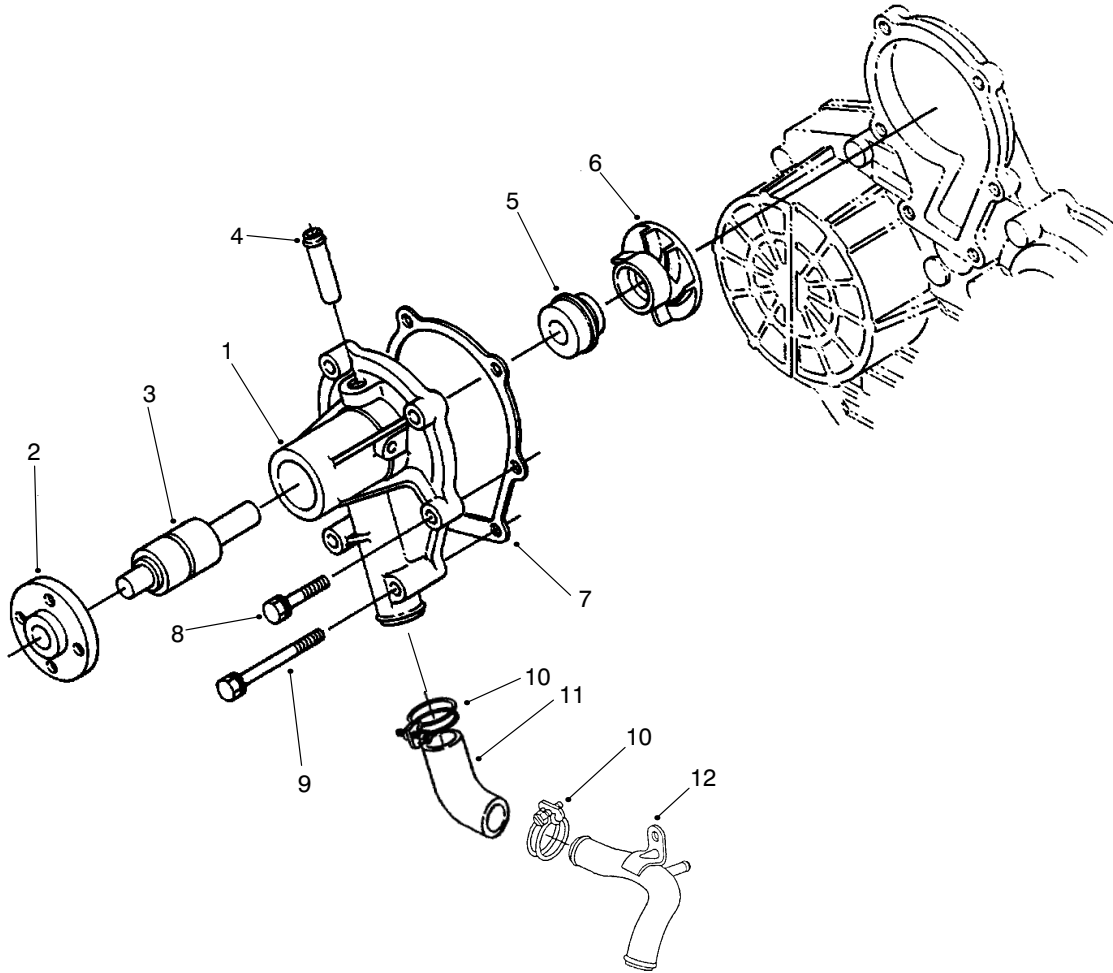


T-2930

WATER FLANGE & THERMOSTAT ASM

Ref. No.	Part No.	Description	No. Used
1	98-9579	Band Pipe	2
2	98-9578	Pipe-Return, Water	1
3	98-9713	Asm-Flange, Water (Incl. Ref. #4)	1
4	98-9580	Pipe-Return, Water	1
5	98-9719	Thermostwitch	1
9	98-7777	Bolt	2

Ref. No.	Part No.	Description	No. Used
10	98-9471	Cover-Thermostat	1
11	98-7776	Gasket	1
12	98-7778	Asm-Thermostat	1
13	98-9638	Gasket-Flange, Water	1
14	98-7692	Bolt	3
15	98-9356	Bolt	1
16	82-3110	Switch	1

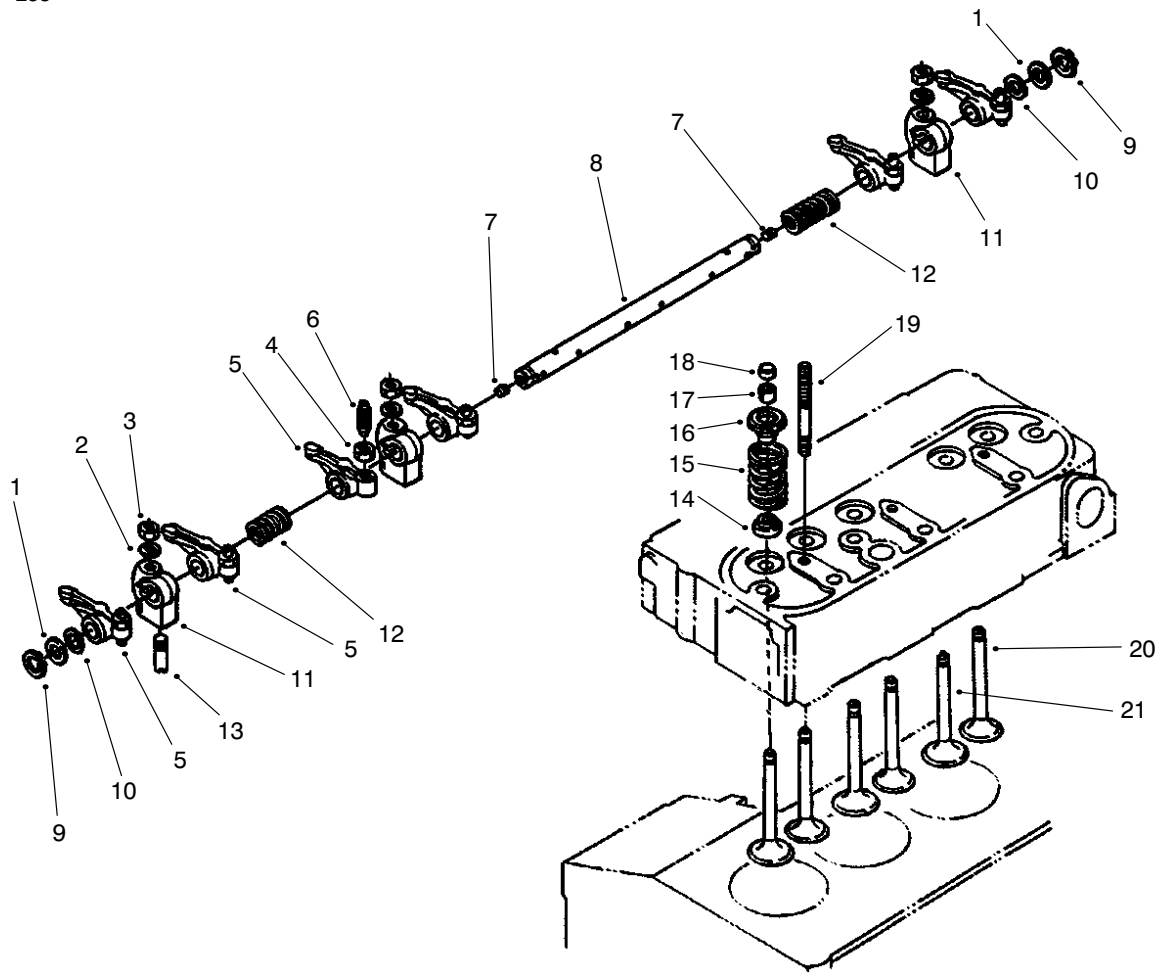


T-2931

WATER PUMP ASM

Ref. No.	Part No.	Description	No. Used
1	98-9575	Asm-Pump, Water (Incl. Ref. #2-6)	1
2	98-9582	Flange-Pump, Water	1
3	98-9583	Bearing	1
4	98-9577	Pipe-Return, Water	1
5	98-9576	Asm-Seal	1
6	98-9581	Impeller-Water	1

Ref. No.	Part No.	Description	No. Used
7	98-9632	Gasket-Pump, Water	1
8	98-9353	Bolt	1
9	98-9357	Bolt	4
10	98-9717	Clamp	2
11	98-9574	Pipe-Water	1
12	99-8379	Pipe-Water	1

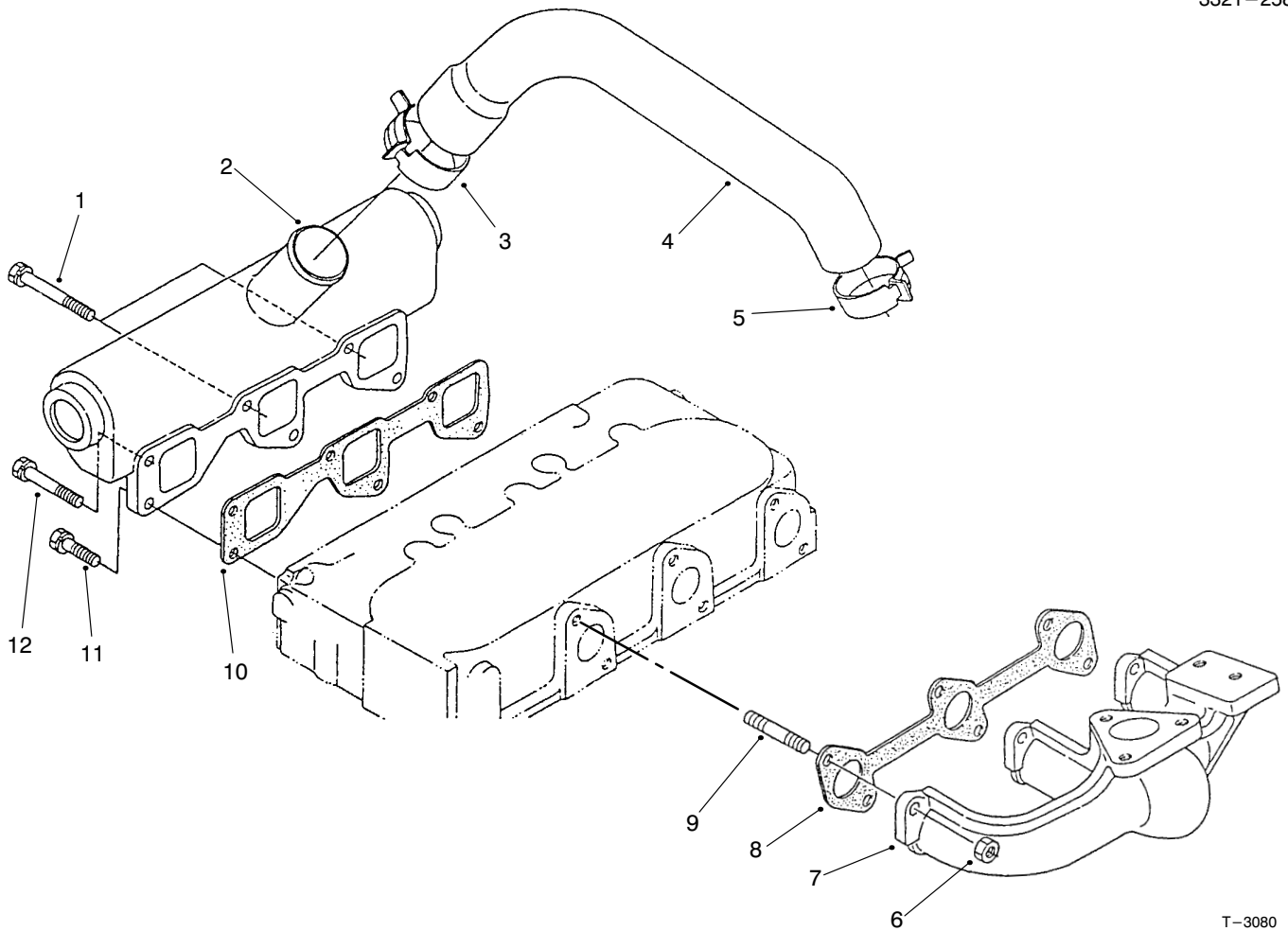


T-2932

VALVE & ROCKER ARM ASM

Ref. No.	Part No.	Description	No. Used
1	98-9508	Washer-Shaft, Rocker Arm	2
2	98-9385	Washer-Flat	3
3	98-9393	Nut	3
4	98-9503	Nut	6
5	98-9501	Asm-Arm, Rocker (Incl. Ref. #4 & 6)	6
6	98-9502	Screw-Adjusting	6
7	98-9365	Screw-Set	2
8	98-9612	Asm-Shaft, Rocker Arm (Incl. Ref. #7)	1
9	98-9370	Clip-Circular, External	2
10	98-9507	Washer-Shaft, Rocker Arm	2

Ref. No.	Part No.	Description	No. Used
11	98-9505	Bracket-Rocker Arm	3
12	98-9504	Spring-Rocker Arm	2
13	98-9391	Screw-Set	1
14	99-8385	Seal-Valve Stem	6
15	98-9626	Spring-Valve	6
16	98-9498	Retainer-Valve Spring	6
17	98-9390	Collet-Valve Spring Set	6
18	98-9497	Cap-Valve	6
19	98-9506	Stud	3
20	98-9625	Valve-Exhaust	3
21	98-9494	Valve-Inlet	3

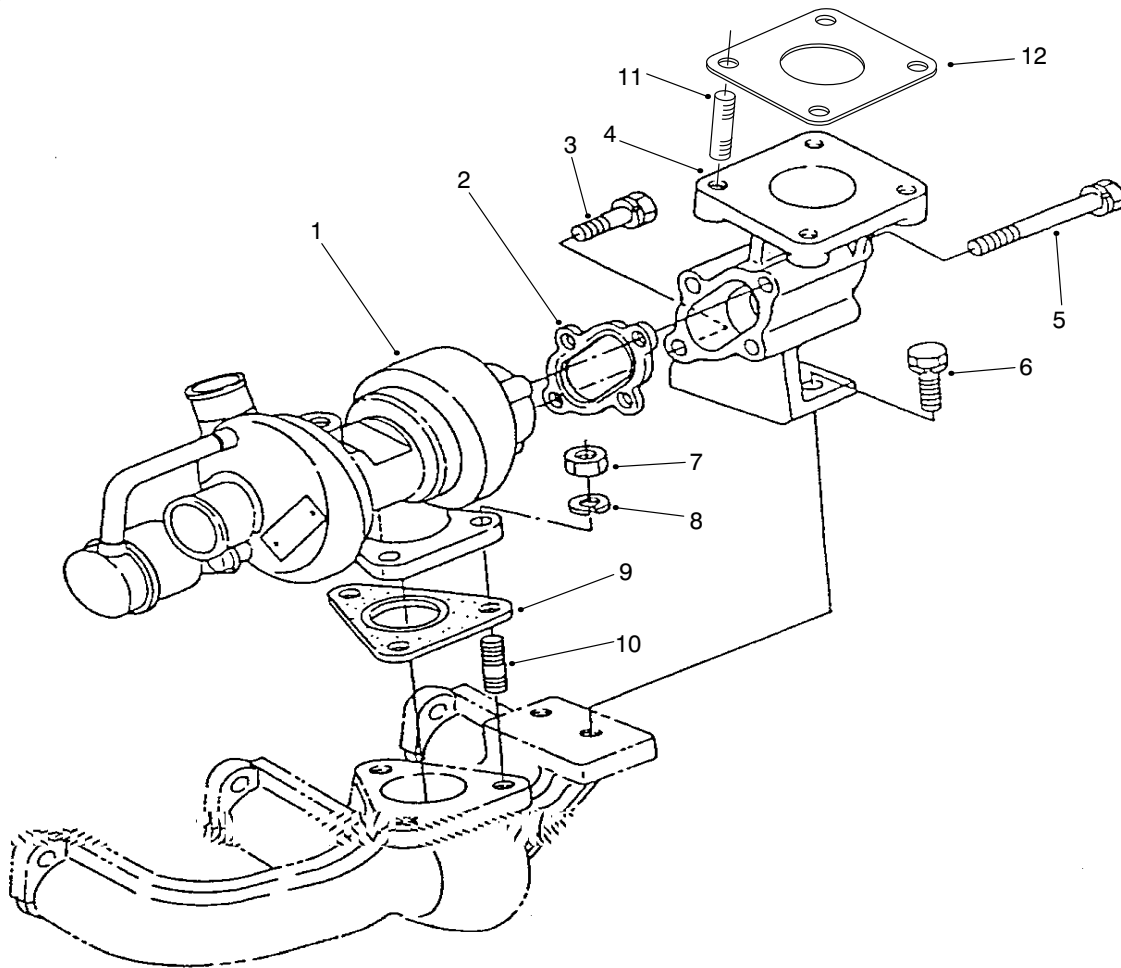


T-3080

EXHAUST MANIFOLD & GASKET ASM

Ref. No.	Part No.	Description	No. Used
1	99-8320	Bolt	2
2	99-8321	Manifold-Inlet	1
3	99-8322	Band-Pipe	1
4	99-8323	Hose-Inlet	1
5	99-8324	Band-Pipe	1
6	99-8325	Nut	6

Ref. No.	Part No.	Description	No. Used
7	99-8326	Manifold-Exhaust	1
8	99-8327	Gasket-Exhaust	1
9	99-8328	Stud	6
10	99-8329	Gasket-Intake	1
11	99-8330	Bolt	3
12	99-8331	Bolt	1

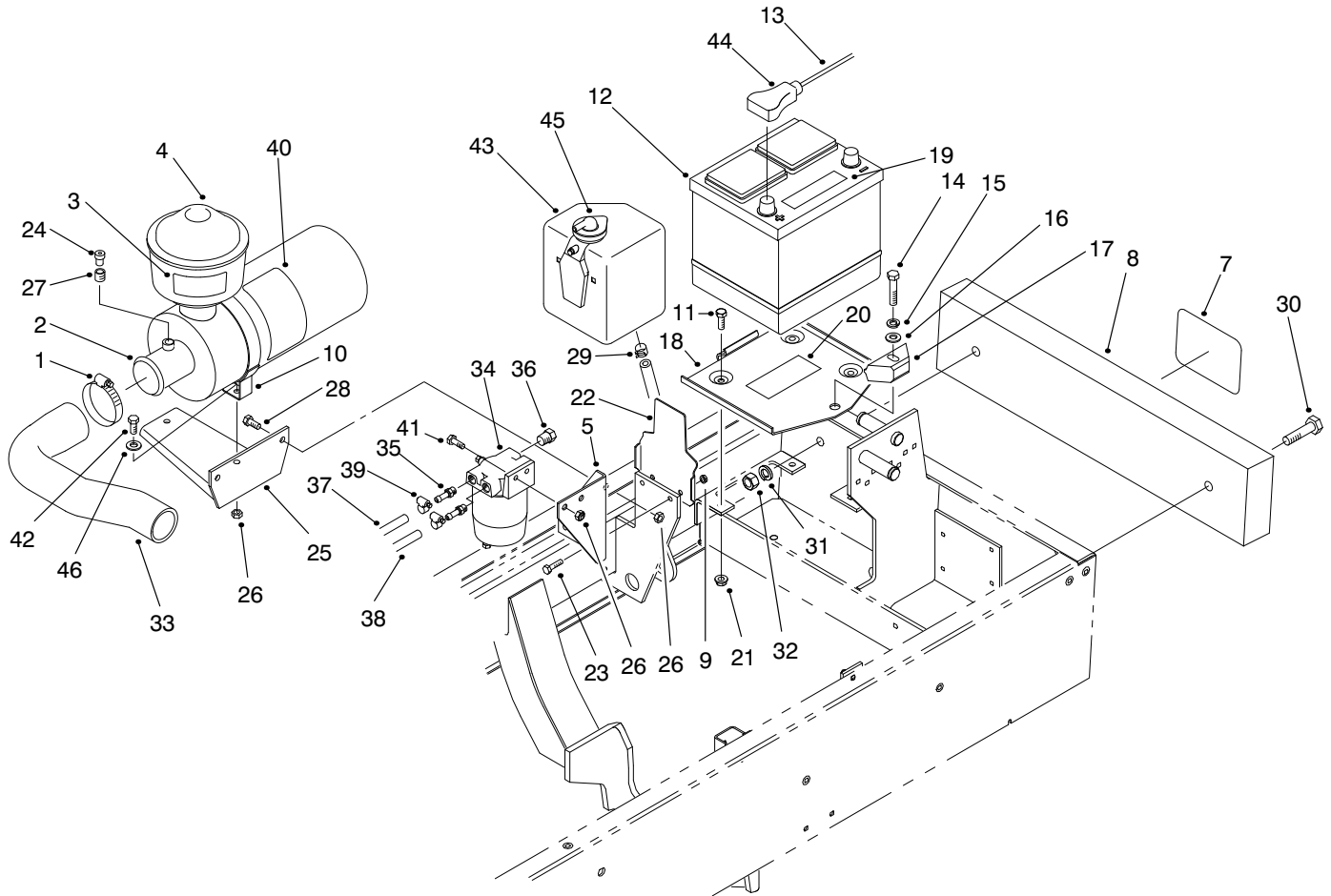


T-3078

TURBO CHARGER ASM

Ref. No.	Part No.	Description	No. Used
1	99-8332	Asm-Charger, Turbo	1
2	99-8333	Gasket	1
3	99-8334	Bolt	1
4	99-8335	Flange-Muffler	1
5	99-8336	Bolt	3
6	99-8337	Bolt	2

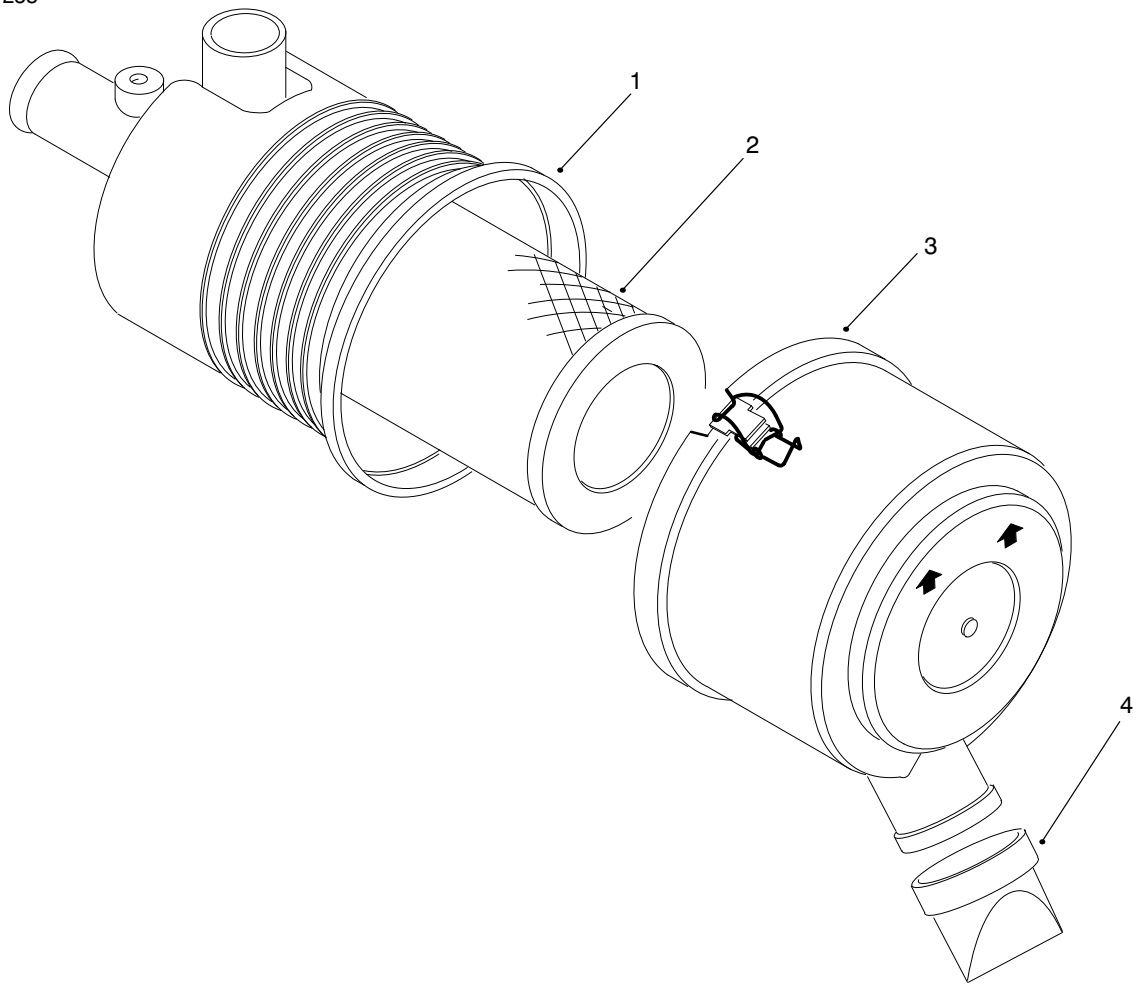
Ref. No.	Part No.	Description	No. Used
7	99-8338	Nut	3
8	99-8339	Washer-Lock	3
9	99-8340	Gasket	1
10	99-8341	Stud	3
11	99-8342	Stud	4
12	99-8343	Gasket-Muffler	1



T-2902

ENGINE COMPONENTS ASM

Ref. No.	Part No.	Description	No. Used	Ref. No.	Part No.	Description	No. Used
1	2412-42	Clamp-Hose	1	24	93-9164	Indicator-Service	1
2	98-4517	Asm-Air Cleaner (Incl. Ref. #40)	1	25	98-4518	Bracket-Air Cleaner	1
3	93-6692	Decal-Starting Fluid	1	26	3296-29	Nut-Lock	8
4	48-7430	Pre-Cleaner	1	27	94-1416	Asm-Adapter, Indicator	1
5	98-4578	Bracket-Fuel Filter	1	28	322-5	Screw-HH	2
7	62-5550	Decal-Toro	1	29	92-2379	Clamp-Hose	1
8	75-6680	Bar-Weight	1	30	325-12	Screw-HH	2
9	32128-33	Nut-Lock	2	31	3253-27	Washer-Lock	2
10	98-4525	Bracket-Mount, Air Cleaner	1	32	3217-9	Nut-Hex.	2
11	322-4	Screw-HH	3	33	98-4510	Hose-Air Cleaner	1
12		Battery (Type 26, 530 Amp.)	1	34	98-9305	Filter-Water/Fuel Separator	1
13	98-4599	Asm-Battery Cable (+) (Incl. Ref. #44)	1	35	353-783	Fitting-Fuel	1
14	323-9	Screw-HH	1	36	281-13	Plug-Pipe	2
15	3253-21	Washer-Lock	1	37	71-3381	Hose-Fuel	1
16	3256-24	Washer-Flat	1	38	95-4275	Hose-Fuel	1
17	66-2490	Clamp-Battery	1	39	2412-108	Clamp	4
18	94-7343	Base-Battery	1	40	98-9788	Decal-Instructions	1
19	93-6668	Decal-Battery	1	41	3234-29	Screw	2
20	93-7276	Decal-Danger	1	42	322-6	Screw-HH	2
21	32128-20	Nut-Lock	3	43	98-9323	Asm-Expansion Tank (Incl. Ref. #45)	1
22	98-4576	Bracket-Reservoir, Water	1	44	28-1280	Boot-Cable	1
23	321-5	Screw-HH	2	45		Cap-Expansion Tank	1
				46	3256-24	Washer-Flat	2

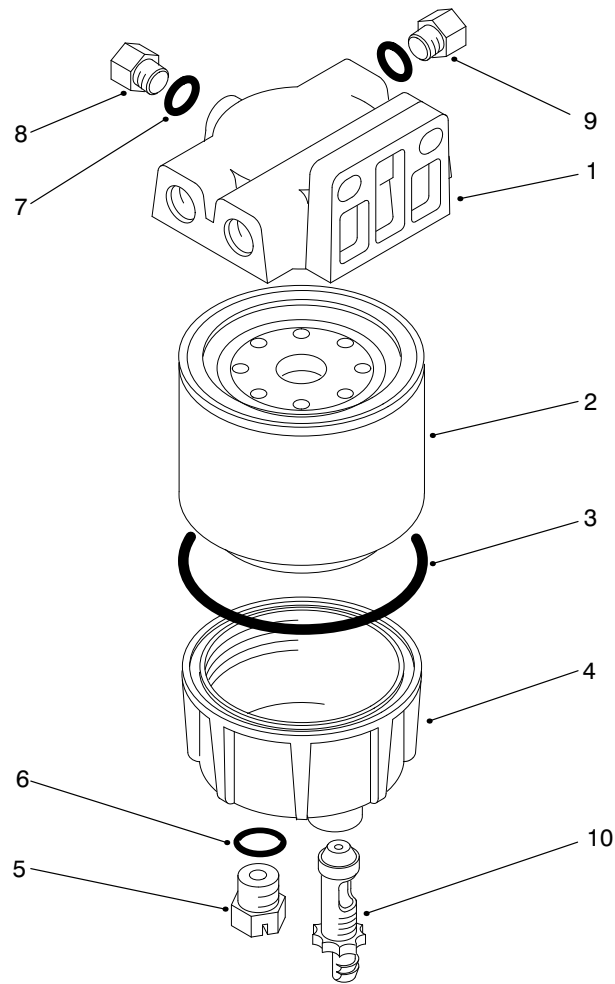


T-2903

AIR CLEANER ASM

Ref. No.	Part No.	Description	No. Used
1		Asm-Body	1
2	98-9763	Asm-Element	1

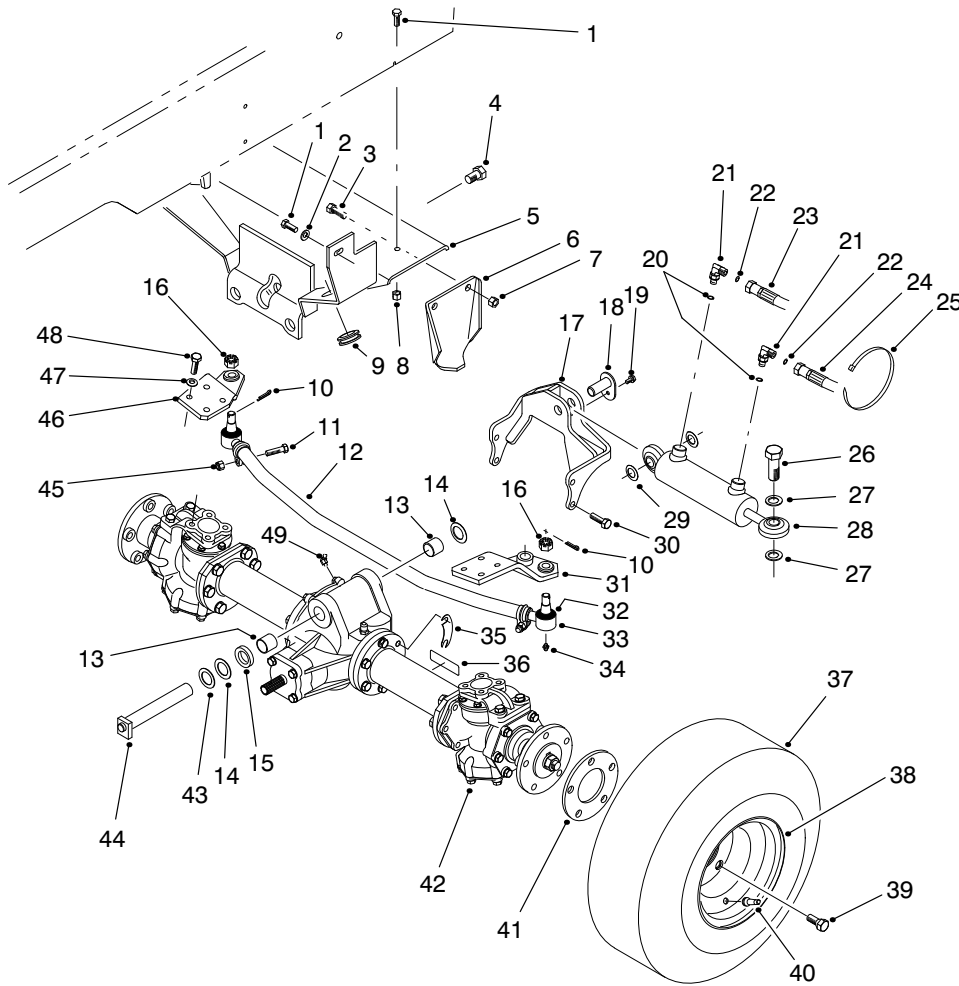
Ref. No.	Part No.	Description	No. Used
3	98-9771	Asm-Cover	1
4	94-1414	Valve-Vacuator	1



T-2904

FILTER, WATER/FUEL SEPARATOR ASM

Ref. No.	Part No.	Description	No. Used	Ref. No.	Part No.	Description	No. Used
1	98-9772	Head-Filter	1	6	237-42	O-Ring	1
2	98-9764	Element-Spin On	1	7	237-78	O-Ring	1
3	98-9774	O-Ring, Filter Base	1	8	98-9776	Plug-Head, Filter (Incl. Ref. 37)	1
4	98-9775	Base-Filter	1	9	285-22	Plug-Pipe	1
5	98-9773	Plug-Base, Filter (Incl. Ref. #6)	1	10	98-9777	Asm-Valve, Drain	1



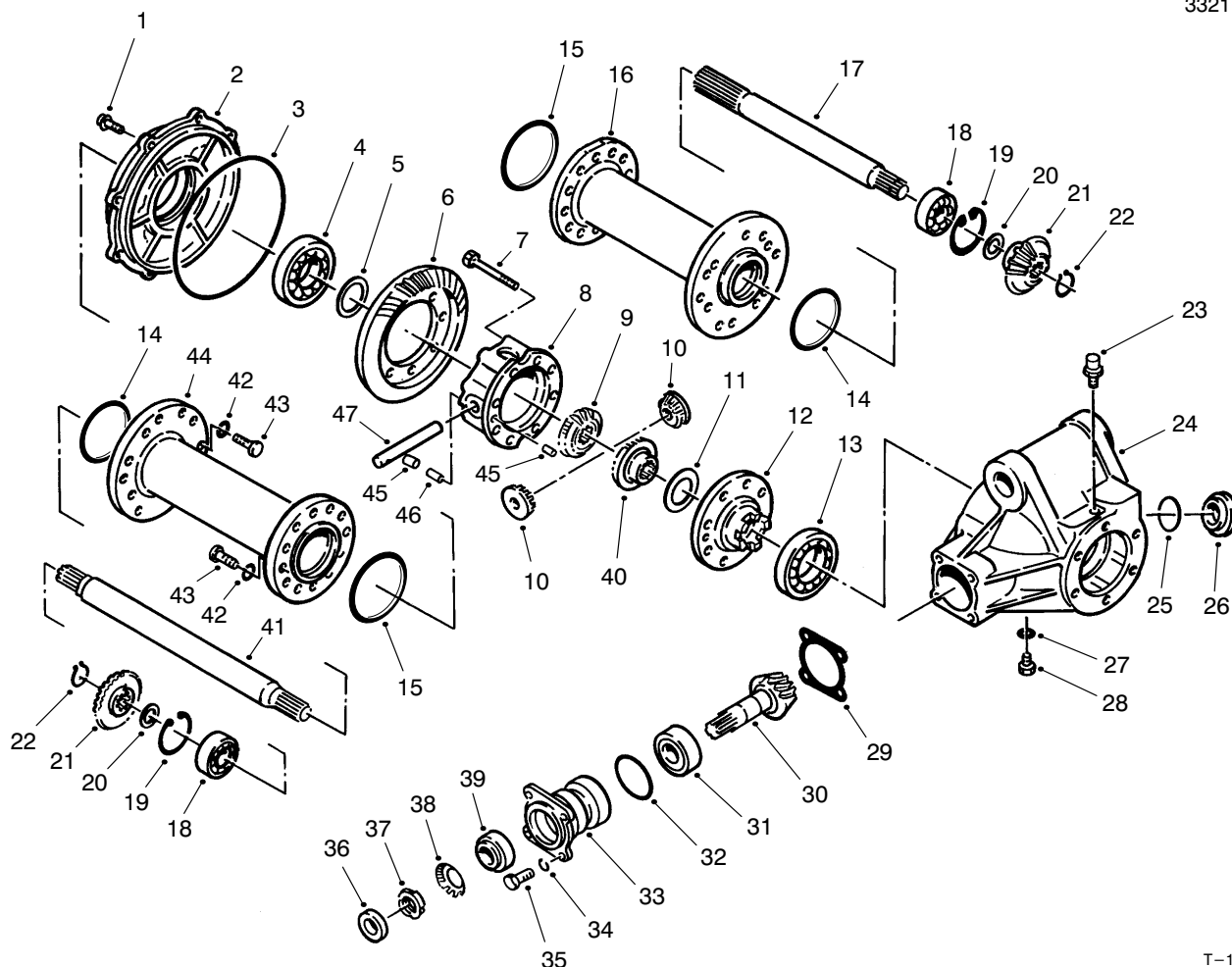
T-1325-1

REAR AXLE INSTALLATION ASM

Ref. No.	Part No.	Description	No. Used
1	323-7	Screw-HH	4
2	3256-24	Washer-Flat	2
3	325-5	Screw-HH	4
4	327-2	Screw-HH	1
5	75-1100	Support-Axle	1
6	83-5110	Stop-Axle	2
7	3296-23	Nut-Lock	4
8	3296-39	Nut-Lock	2
9	237-165	Grommet	2
10	3272-11	Pin-Cotter	1
11	323-9	Screw-HH	2
12	83-5020	Asm-Tube & Clamp	1
13	67-1750	Bushing-Sleeve	2
14	56-2460	Washer-Flat	2
15	83-5040	Washer	1
16	32136-13	Nut-Slotted	2
17	83-5100	Support-Cylinder	1
18	83-5150	Pin-Cylinder	1
19	32144-4	Screw-TAP	1
20	237-78	O-Ring	2
21	340-132	Fitting-Hydraulic 90° (Incl. Ref. #20 & 22)	2
22	237-21	O-Ring	2
23	75-6220	Hose-Hydraulic	1
24	75-6230	Hose-Hydraulic	1
25	3290-378	Tie-Cable	1
26	82-6910	Screw-HH	4

Ref. No.	Part No.	Description	No. Used
27	67-9410	Washer-Thrust	2
28	83-5030	Asm-Hydraulic Cylinder	1
29	83-5160	Shim	2
30	48-9480	Screw-HH	4
31	83-4930	Arm-Steering LH	1
32	71-4760	Seal-Tie Rod End	2
33	71-4740	Asm-Tie Rod End (Incl. Ref. #16, 32 & 34)	2
34	302-55	Fitting-Grease	2
35	83-5180	Shim-Axle	2
36	93-6697	Decal-Lube	1
37	231-141	Tire	2
38	217-121	Rim	2
39	71-4450	Bolt-Wheel	10
40	232-35	Valve-Stem	2
41	83-7460	Spacer-Wheel	2
42	68-6823	Asm-Axle	1
43	5-1226	Washer	2
44	75-4180	Pin-Rear Axle	1
45	3296-39	Nut-Lock	2
46	83-4950	Arm-Steering RH	1
47	48-9220	Washer-Flat	8
48	48-7780	Screw-HH	8
49	302-11	Fitting-Grease	1
*	83-5010	Asm-Tie Rod (Incl. Ref. #11, 12, 16, 32-34 & 45)	1

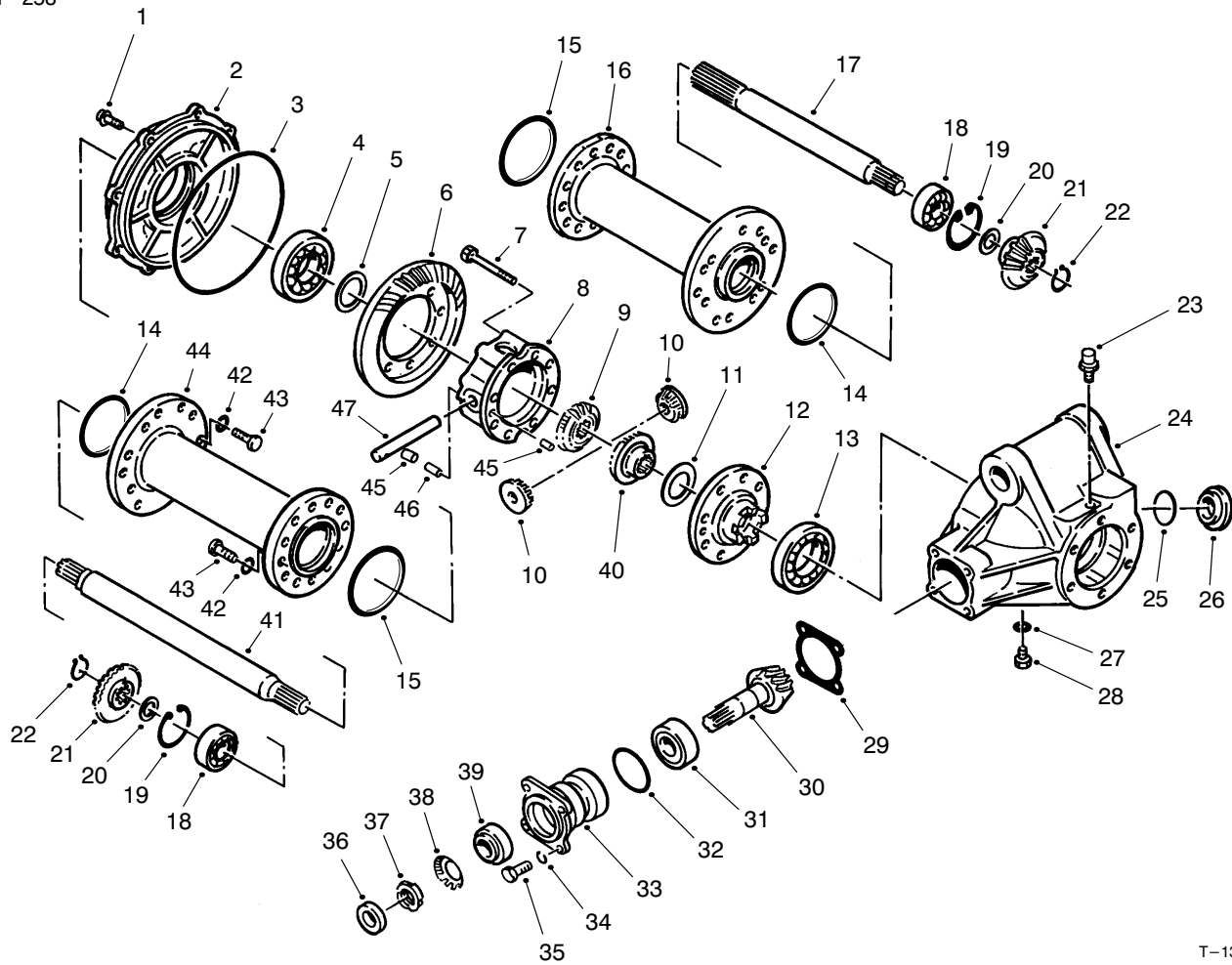
*Not Illustrated



T-1305-1

REAR AXLE ASM NO. 68-6823

Ref. No.	Part No.	Description	No. Used	Ref. No.	Part No.	Description	No. Used
1	72-5800	Bolt	8	22	72-5370	Ring-Retaining	2
2	72-4880	Cover	1	23	72-5130	Vent	1
3	72-4890	O-Ring	1	24	72-4870	Case-Differential	1
4	251-344	Bearing-Ball	1	25	72-5140	O-Ring	1
5	72-4960	Shim .1 mm	1	26	72-5150	Plug	1
*	72-4970	Shim .15 mm	1	27	72-5840	Gasket	1
*	72-4980	Shim .5 mm	1	28	72-5820	Plug	1
*	72-4990	Shim .8 mm	1	29	72-5160	Shim .1 mm	1
*	72-5000	Shim 1.0 mm	1	*	72-5170	Shim .15 mm	1
*	72-5010	Shim 1.2 mm	1	*	72-5180	Shim .5 mm	1
6		Gear-Bevel	1	*	72-5190	Shim .8 mm	1
7	72-5810	Bolt	8	*	72-5200	Shim 1.0 mm	1
8	72-4900	Case-Differential	1	*	72-5210	Shim 1.2 mm	1
9	72-4930	Gear-Side, Differential	1	30		Gear-Pinion	1
10	72-4950	Gear-Pinion, Differential	2	31	254-108	Bearing-Roller, Tapered	1
11	72-5040	Washer-Gear, Diff.	1	32	72-5460	O-Ring	1
12	72-4910	Flange-Case, Diff.	1	33	83-5350	Case-Bearing	1
13	251-345	Bearing-Ball	1	34	42-9850	Washer-Lock	8
14	93-3664	O-Ring	2	35	48-9460	Bolt-HH	4
15	93-3665	O-Ring	2	36	83-5360	Seal-Oil	1
16	83-5270	Tube-Axle, RH	1	37	83-5340	Nut-Bearing	1
17	83-5280	Axle-RH	1	38	83-5330	Washer-Bearing	1
18	251-350	Bearing-Ball	2	39	254-109	Bearing-Roller, Tapered	1
19	72-5360	Ring-Retaining	2	40	72-4940	Gear-Side, Differential	1
20	72-5100	Spacer	2	41	83-5310	Axle-LH	1
21	72-5090	Gear-Bevel	2	42	42-9600	Washer-Lock	24

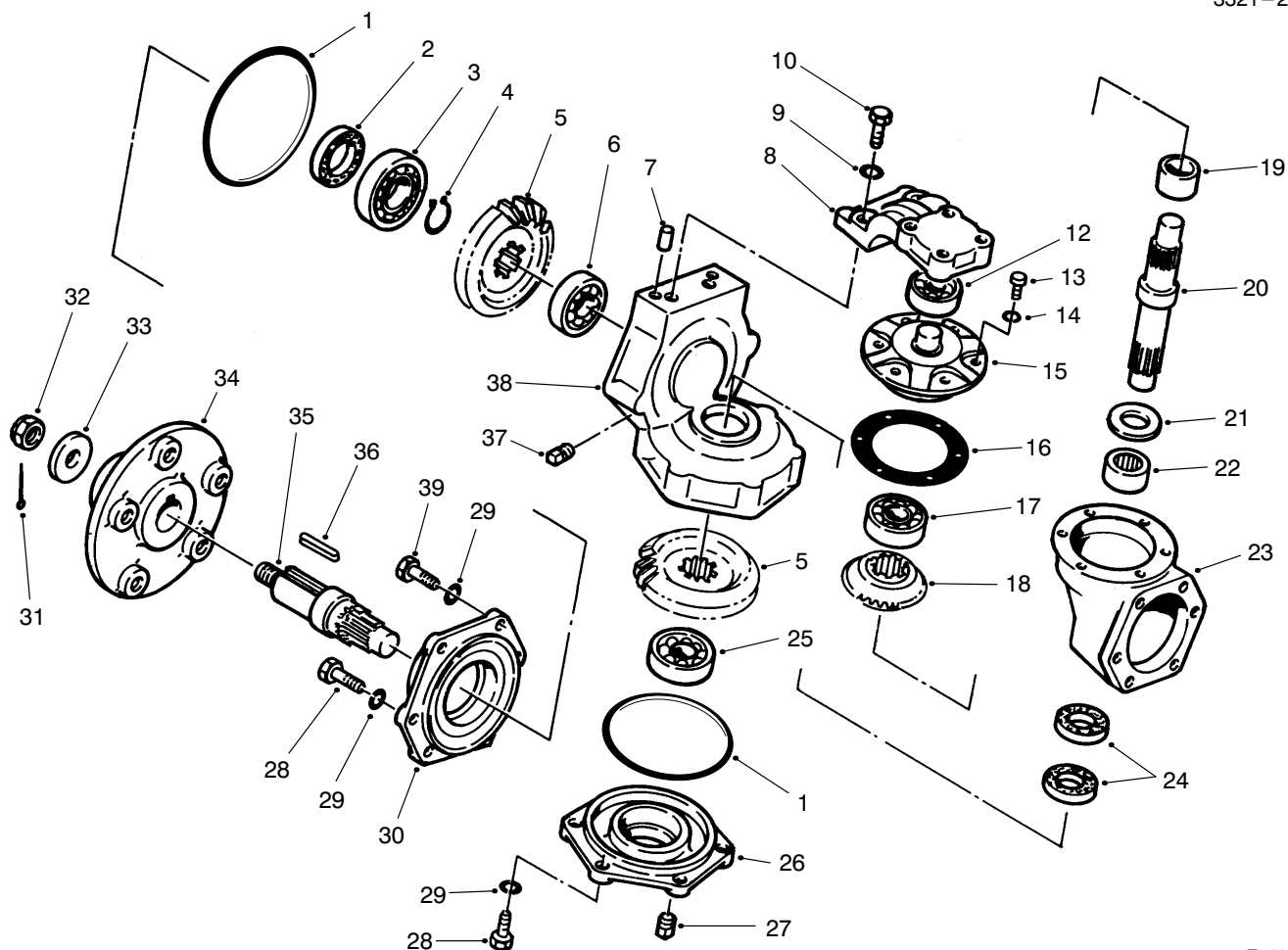


T-1305-1

REAR AXLE ASM NO. 68-6823 (Continued)

Ref. No.	Part No.	Description	No. Used
43	48-9470	Bolt	24
44	83-5290	Tube-Axle, LH	1
45	72-5030	Pin-Dowel	2
46	72-5440	Pin-Spring	1

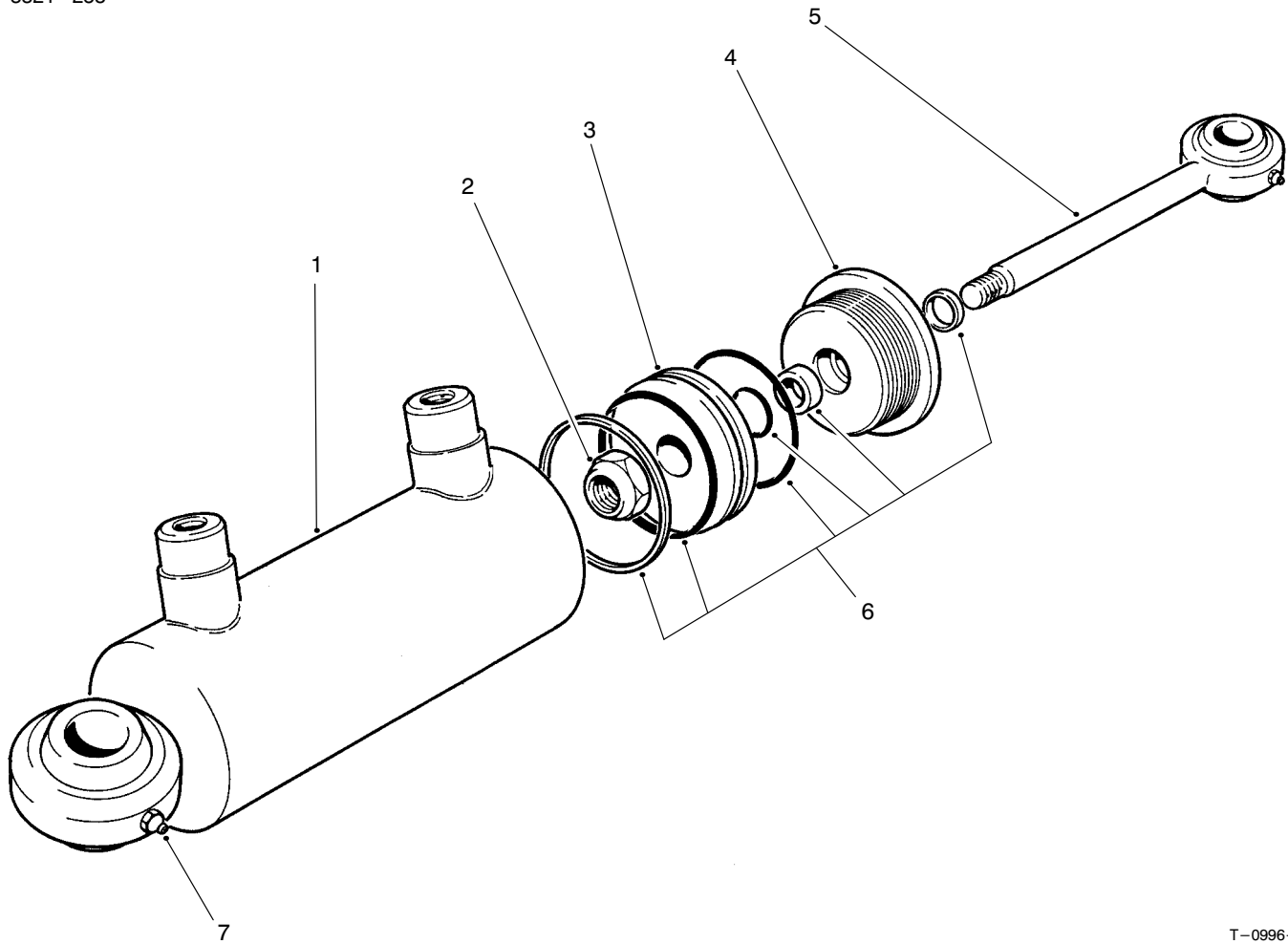
Ref. No.	Part No.	Description	No. Used
47	72-5020	Shaft-Pinion	1
*	83-5370	Asm-Ring & Pinion (Incl. Ref.#6 & 30)	1



T-0912-1

REAR AXLE ASM NO. 68-6823 (Continued)

Ref. No.	Part No.	Description	No. Used	Ref. No.	Part No.	Description	No. Used
1	93-3670	O-Ring	4	21	93-3668	Washer-Thrust	2
2	72-5740	Seal-Oil	2	22	93-3669	Bearing-Needle	2
3	251-348	Bearing-Ball	2	23	93-3666	Gear Box-Axle	2
4	72-5720	Ring-Retaining	2	24	72-5730	Seal-Oil	4
5	72-5580	Gear-Bevel	4	25	251-263	Bearing-Ball	2
6	251-8	Bearing-Ball	2	26	72-5550	Cover	2
7	93-3671	Pin-Dowel	4	27	281-10	Plug-Socket, Hex.	2
8	93-3672	Arm-Knuckle	2	28	48-9460	Screw-HH	20
9	42-9600	Washer-Lock	28	29	42-9850	Washer-Lock	28
10	48-9470	Screw-HH	4	30	72-5540	Case-Knuckle	2
12	251-347	Bearing-Ball	2	31	3272-17	Pin-Cotter	2
13	72-5790	Screw-HH	12	32	72-5770	Nut-Castle	2
14	43-5930	Washer-Lock	12	33	72-5660	Washer-Shaft, Wheel	2
15	72-5590	Retainer-Bearing	2	34	72-5650	Hub-Wheel	2
16	72-5630	Gasket	2	35	72-5570	Shaft-Axle, Outer	2
17	251-349	Bearing-Ball	2	36	72-5780	Key	2
18	72-5090	Gear-Bevel	2	37	281-7	Plug-Pipe, Square Hd.	2
19	72-5680	Spacer	2	38	93-3667	Case-Knuckle	2
20	72-5560	Pin-King, Knuckle	2	39	48-7710	Screw-HH	4



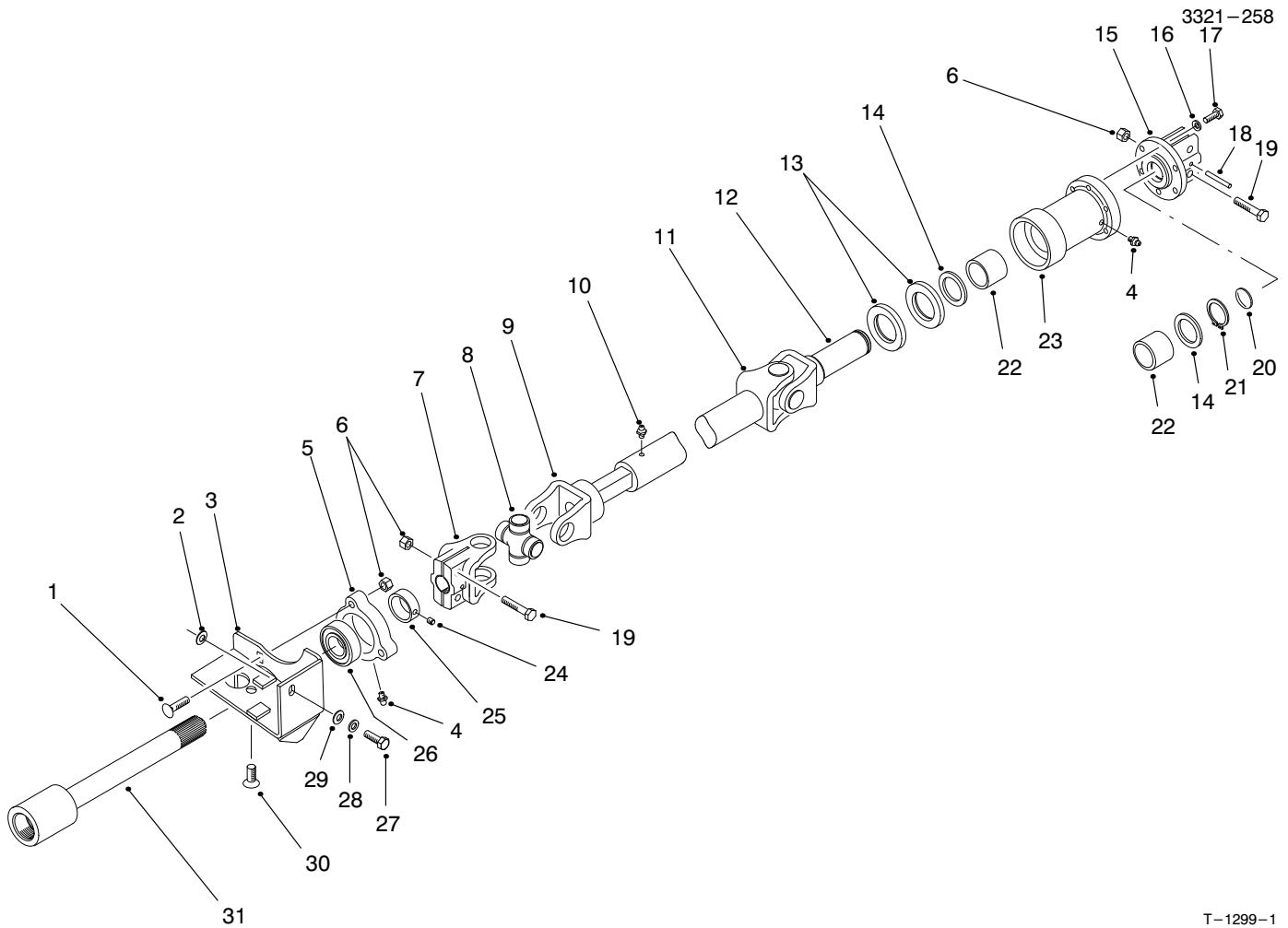
T-0996-1

HYDRAULIC CYLINDER NO. 83-5030

Ref. No.	Part No.	Description	No. Used
†1		Asm-Barrel	1
2	75-1210	Nut-Lock	1
3	75-1220	Piston	1
4	75-1260	Head-Internal	1

Ref. No.	Part No.	Description	No. Used
5	83-5380	Asm-Piston Rod	1
6	75-1250	Seal Kit	1
7	302-5	Fitting-Grease	2

†Not Serviced Separately



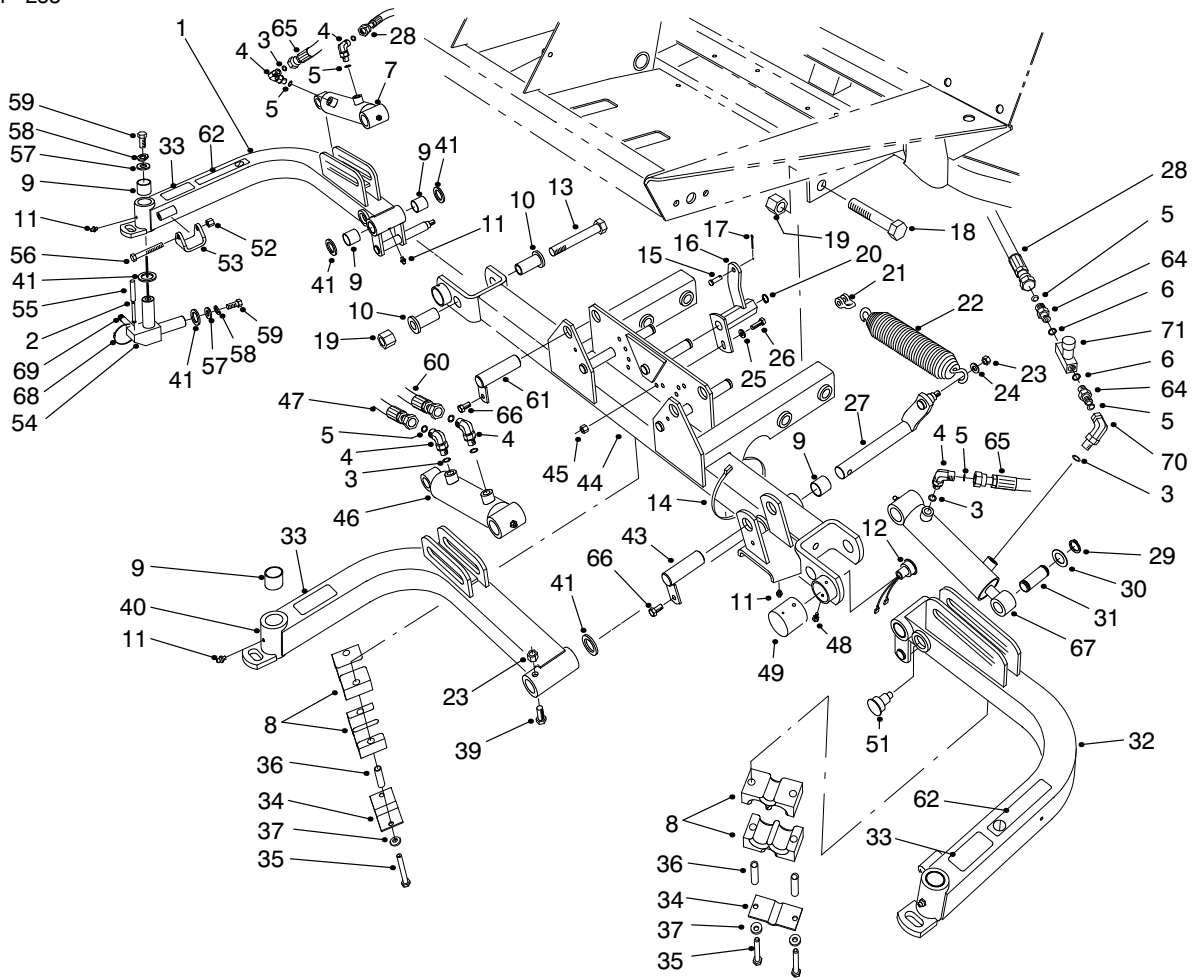
T-1299-1

DRIVE SHAFT ASM

Ref. No.	Part No.	Description	No. Used
1	3230-3	Bolt-Carriage	3
2	83-7470	Shim	2
3	83-4970	Bracket-Bearing	1
4	302-5	Fitting-Grease	2
5	76-2460	Asm-Bearing (Incl. Ref. #4 & 24-26)	1
6	3296-29	Nut-Lock	7
7	54-9090	Yoke-End	1
8	54-9180	Kit-Universal Joint	2
9	72-3420	Shaft-Slip Yoke	1
10	302-58	Fitting-Grease	1
11	83-5260	Tube-Slip Yoke	1
12	72-3440	Yoke-Shaft	1
13	253-155	Seal	2
14	71-4590	Washer-Thrust	2
15	76-4690	Asm-Axle Coupling (Incl. Ref. #6 & 19)	1
16	3253-3	Washer-Lock	6

Ref. No.	Part No.	Description	No. Used
17	3274-8	Screw-HH	6
18	32121-34	Pin-Roll	1
19	322-8	Screw-HH	4
20	284-3	Plug-Welch	1
21	32151-87	Ring-Retaining	1
22	71-4580	Clutch-Roller	2
23	71-4570	Housing-Clutch	1
24	3245-35	Screw-Set	1
25	251-77	Collar-Locking	1
26	251-337	Bearing-Ball	1
27	48-9460	Screw-HH	1
28	42-9850	Washer-Lock	1
29	48-8030	Washer-Flat	1
30	3274-34	Screw-Socket Flat Hd.	1
31	83-4900	Shaft-Traction	1
*	83-5190	Asm-Drive Shaft (Incl. Ref. #7-12)	1

*Not Illustrated



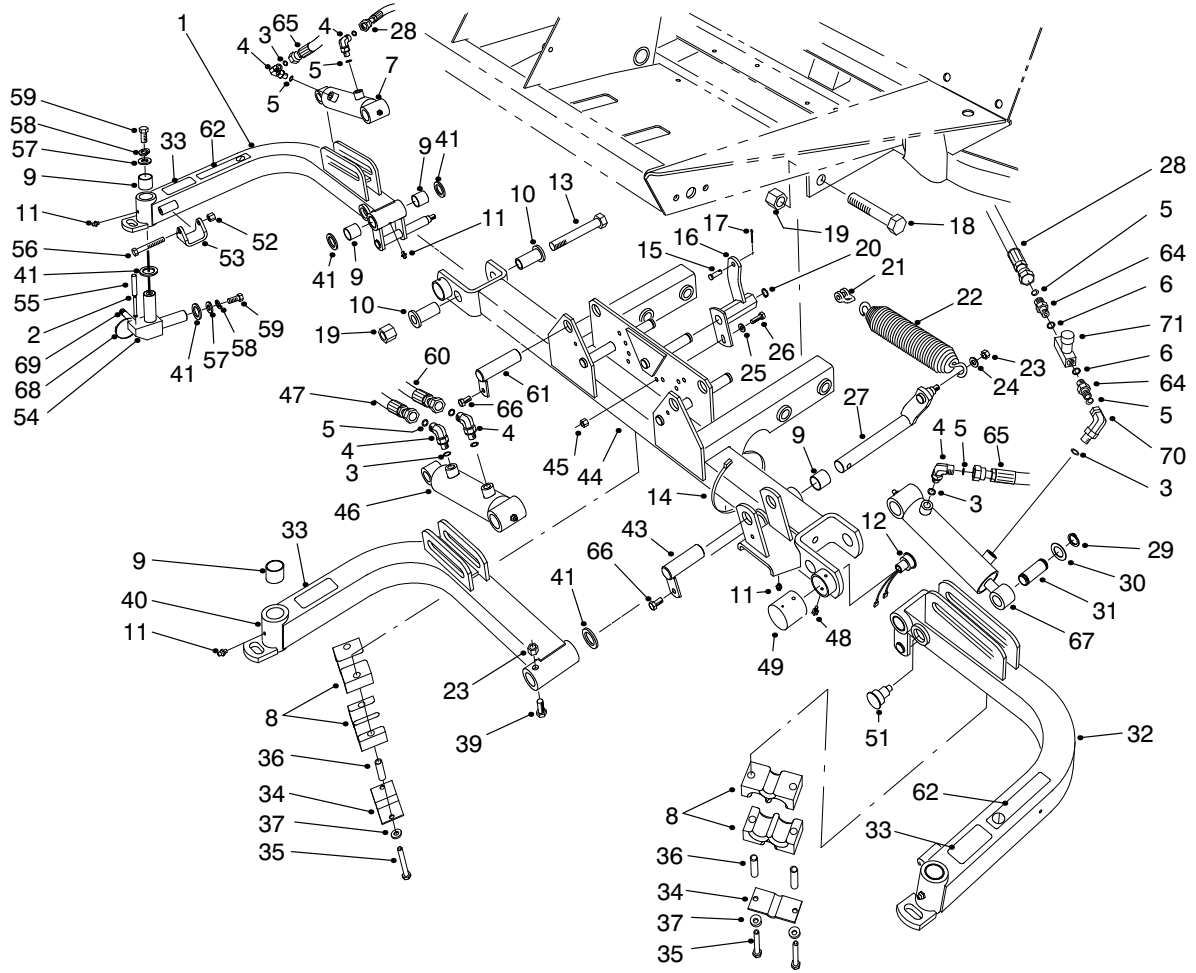
T-1059-6

FRONT LIFT ARMS ASM

Ref. No.	Part No.	Description	No. Used
1	94-5598	Asm-Lift Arm RH (Incl. Ref. #9 & 11)	1
2	32121-27	Pin-Roll	3
3	237-78	O-Ring	6
4	340-132	Fitting-Hydraulic 90° (Incl. Ref. #3 & 5)	5
5	237-21	O-Ring	8
6	237-42	O-Ring	2
7	98-8069	Asm-Hydraulic Cylinder	1
8	82-8170	Clamp-Hose	8
9	67-1750	Bushing-Sleeve	12
10	84-8320	Insert-Hinge	4
11	302-5	Fitting-Grease	6
12	92-8002	Sensor-Reed Switch	1
13	328-12	Screw-HH	2
14	3290-379	Tie-Cable	3
15	283-6	Pin-Clevis	3
16	75-5210	Bracket-Spring Center	1
*	75-5200	Bracket-Spring RH	1
*	75-5220	Bracket-Spring LH	1
17	3272-10	Pin-Cotter	3
18	328-7	Screw-HH	4
19	3296-51	Nut-Lock	6
20	32151-48	Ring-Retaining	3

Ref. No.	Part No.	Description	No. Used
21	282-4	Clevis-Spring	3
22	5-0743	Spring-Extension	3
23	3296-44	Nut-Lock	4
24	3256-24	Washer-Flat	3
25	3256-23	Washer-Flat	3
26	322-5	Screw-HH	3
27	75-4550	Shaft-Center Arm Pivot	1
28	75-5890	Hose-Hydraulic	2
29	32120-93	Ring-Retaining	6
30	3-6498	Washer-Thrust	6
31	75-5350	Pin-Cylinder Rod End	3
32	94-5800	Asm-Lift Arm LH (Incl. Ref. #9 & 11)	1
33	93-6696	Decal-Warning	3
34	93-7961	Clamp-Rubber	3
35	322-13	Screw-HH	6
36	93-7960	Spacer	6
37	3256-70	Washer-Flat	6
39	323-11	Screw-HH	1
40	94-5802	Asm-Lift Arm, Center (Incl. Ref. #9 & 11)	1
41	256-115	Washer-Thrust	11
43	83-6790	Pin-Cylinder (Short)	1

*Not Illustrated



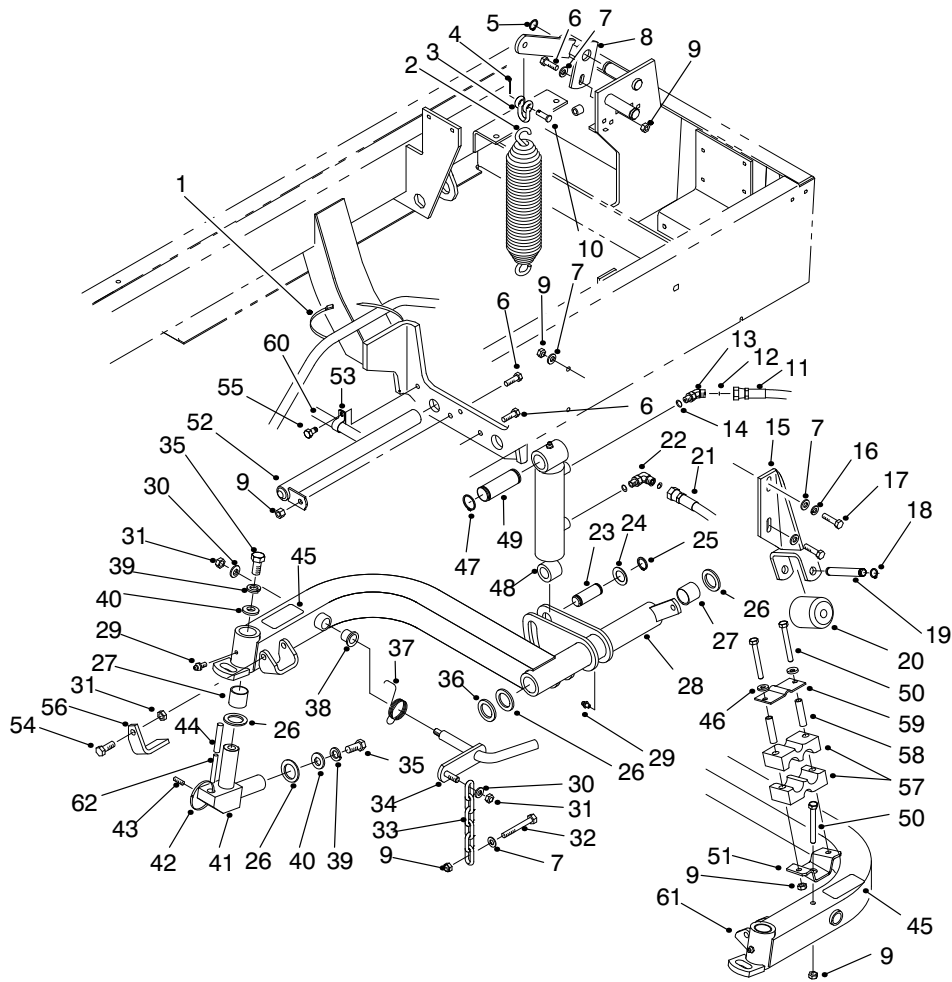
T-1059-6

FRONT LIFT ARMS ASM (Continued)

Ref. No.	Part No.	Description	No. Used
44	94-5808	Asm-Carrier Frame (Incl. Ref. #9 & 11)	1
45	3296-29	Nut-Lock	3
46	93-9310	Asm-Hydraulic Cylinder	1
47	75-5900	Hose-Hydraulic	1
48	32104-76	Screw-Thread Forming	2
49	75-6370	Cover-Sensor	1
51	92-8754	Actuator-Reed Switch	1
52	3296-39	Nut-Lock	2
53	75-5410	Bracket-Arm	2
54	75-3010	Joint-Arm	3
55	32121-122	Pin-Roll	3
56	323-12	Screw-HH	2
57	3256-6	Washer-Flat	6
58	3253-7	Washer-Lock	6
59	325-4	Screw-HH	6

Ref. No.	Part No.	Description	No. Used
60	75-5910	Hose-Hydraulic	1
61	83-6780	Pin-Cylinder (Long)	2
62	93-6687	Decal-No Step	2
64	340-1	Fitting-Straight (Incl. Ref. #5 & 6)	2
65	82-6490	Hose-Hydraulic	1
66	32144-14	Screw-Self Tapping	3
67	98-8068	Asm-Hydraulic Cylinder	1
68	3290-378	Tie-Cable	5
69	92-9097	Set Screw	3
70	340-143	Fitting-Hydraulic 90° (Incl. Ref. #3)	1
71	98-9742	Valve-Flow Control	1
*	93-6688	Decal-Hands/Feet (Mounted on Cutting Unit Frames)	3

* Not Illustrated



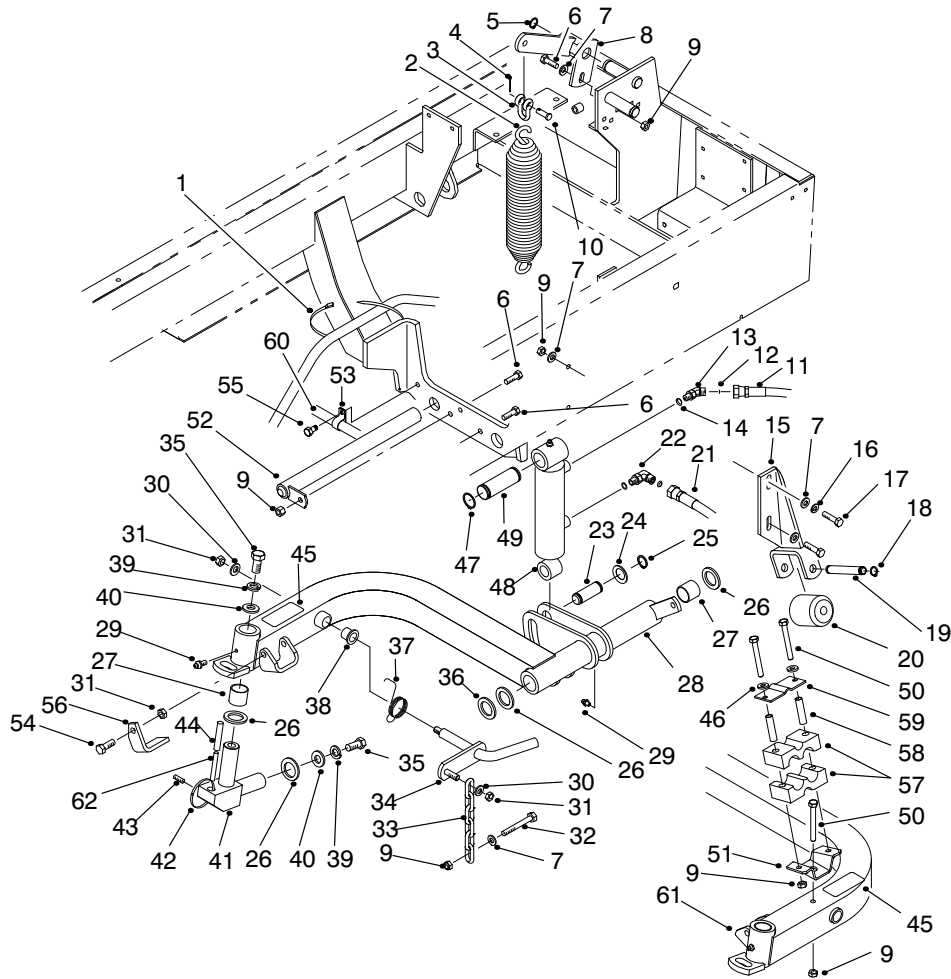
T-1880-4

REAR LIFT ARMS ASM

Ref. No.	Part No.	Description	No. Used
1	3290-379	Tie-Cable	4
2	5-0743	Spring-Counterbalance	2
3	282-4	Clevis-Spring	2
4	3272-10	Pin-Cotter	2
5	32151-48	Ring-Retaining	2
6	322-5	Screw-HH	3
7	3256-23	Washer-Flat	10
8	98-4548	Bracket-Spring Rear RH	1
*	98-4536	Bracket-Spring Rear LH	1
9	3296-29	Nut-Lock	11
10	283-6	Pin-Clevis	2
11	75-6070	Hose-Hydraulic (Cap)	1
12	237-78	O-Ring	4
13	340-103	Fitting-Hydraulic 45° (Incl. Ref. #12 & 14)	1
14	237-21	O-Ring	4
15	75-3810	Bracket-Roller	2
16	3253-4	Washer-Lock	2
17	322-6	Screw-HH	4
18	32151-61	Ring-Retaining	4
19	75-5400	Shaft-Roller	2
20	75-5390	Roller	2
21	75-6180	Hose-Hydraulic RH (Rod)	2
*	75-6080	Hose-Hydraulic LH (Rod)	1
22	340-132	Fitting-Hydraulic 90° (Incl. Ref. #12 & 14)	3

Ref. No.	Part No.	Description	No. Used
23	75-5350	Pin-Cylinder Rod End	2
24	3-6498	Washer-Thrust	4
25	32120-93	Ring-Retaining	4
26	256-115	Washer-Thrust	8
27	67-1750	Bushing-Sleeve	8
28	94-5596	Asm-Lift Arm, Rear RH (Incl. Ref. #27, 29 & 38)	1
29	302-5	Fitting-Grease	4
30	3256-24	Washer-Flat	4
31	3296-39	Nut-Lock	6
32	322-12	Screw-HH	2
33	5-1096	Chain-Cutting Unit	2
34	75-4590	Rod-Pivot	2
35	325-4	Screw-HH	4
36	93-0142	Bushing-Straight	2
37	75-4520	Spring-Torsion RH	1
*	75-4530	Spring-Torsion LH	1
38	256-287	Bushing-Flange	4
39	3253-7	Washer-Lock	4
40	3256-6	Washer-Flat	4
41	75-3010	Joint-Arm	2
42	3290-378	Tie-Cable	2
43	92-9097	Set Screw	2
44	32121-122	Pin-Roll	2
45	93-6696	Decal-Warning	285

*Not Illustrated

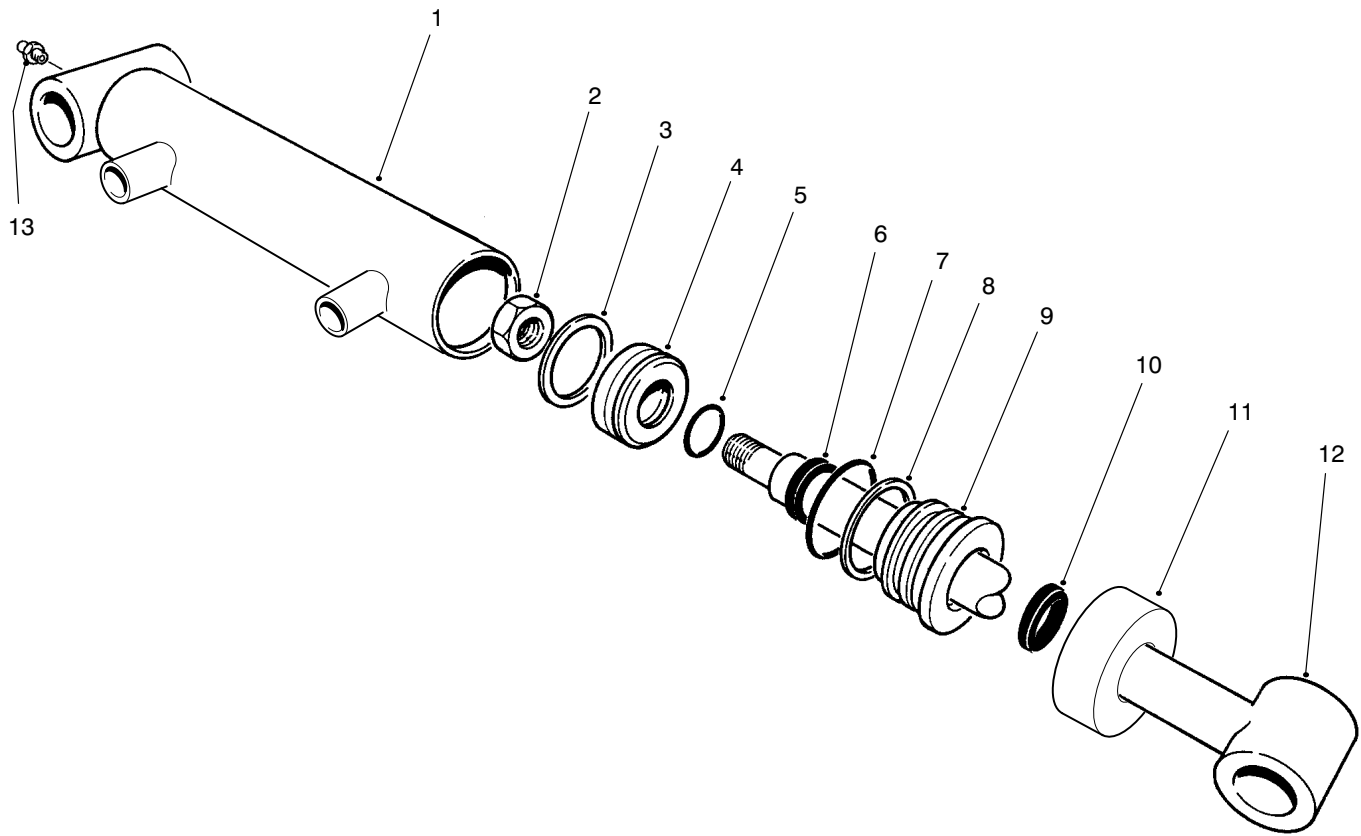


T-1880-4

REAR LIFT ARMS ASM (Continued)

Ref. No.	Part No.	Description	No. Used	Ref. No.	Part No.	Description	No. Used
46	3256-70	Washer-Plain	2	57	82-8170	Clamp	2
47	32151-36	Ring-Retaining	4	58	93-7960	Spacer	2
48	93-9311	Asm-Hydraulic Cylinder	2	59	93-7961	Clamp	1
49	75-5360	Pin-Cylinder Cap End	2	61	94-5594	Asm-Lift Arm, Rear LH (Incl. Ref. #27, 29 & 38)	1
50	322-13	Screw-HH	3	62	32121-27	Pin-Roll	2
51	94-4919	Bracket-Clamp, Hose	1	*	93-6688	Decal-Hands/Feet (Mounted on Cutting Unit Frames)	2
52	93-0069	Pin-Pivot	2				
54	323-6	Screw-HH	2				
56	93-3640	Stop-Reel RH	1				
*	83-5170	Stop-Reel LH	1				

*Not Illustrated



T-2114-2

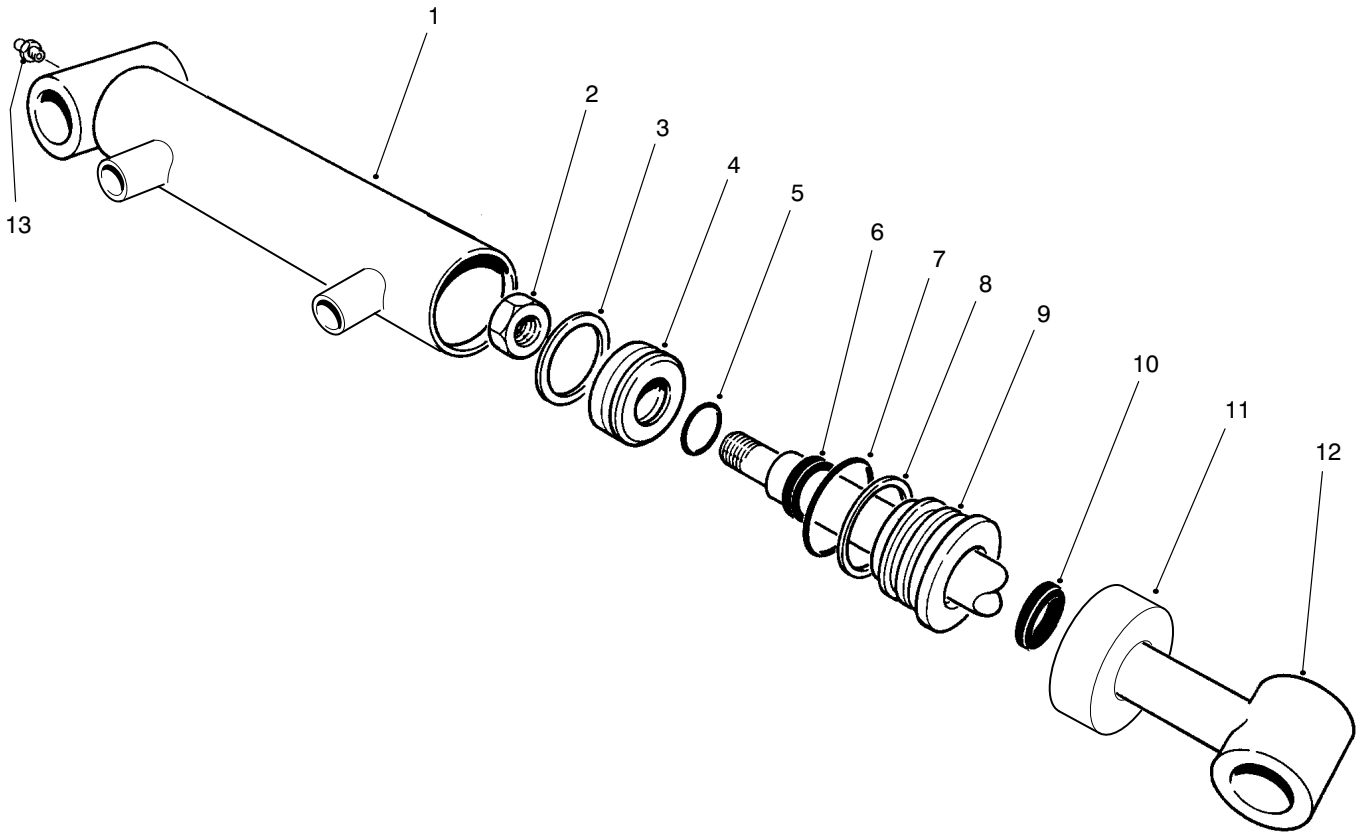
HYDRAULIC CYLINDER NO. 93-9311

Ref. No.	Part No.	Description	No. Used
†1	93-9313	Asm-Barrel	1
2	32152-10	Nut	1
†3		Uni-ring	1
4	70-2780	Piston	1
†5		O-Ring	1
†6		Seal-Rod	1
†7		O-Ring	1
†8		Backup	1

Ref. No.	Part No.	Description	No. Used
9	93-7990	Head	1
†10		Seal-Dust	1
11	93-7991	Collar	1
12	75-3790	Shaft and Tube	1
13	302-5	Fitting-Grease	1
*	86-7330	Kit-Seal Repair Kit (Incl. Ref. #3, 5-8 & 10)	1

*Not Illustrated

†Not Serviced Separately



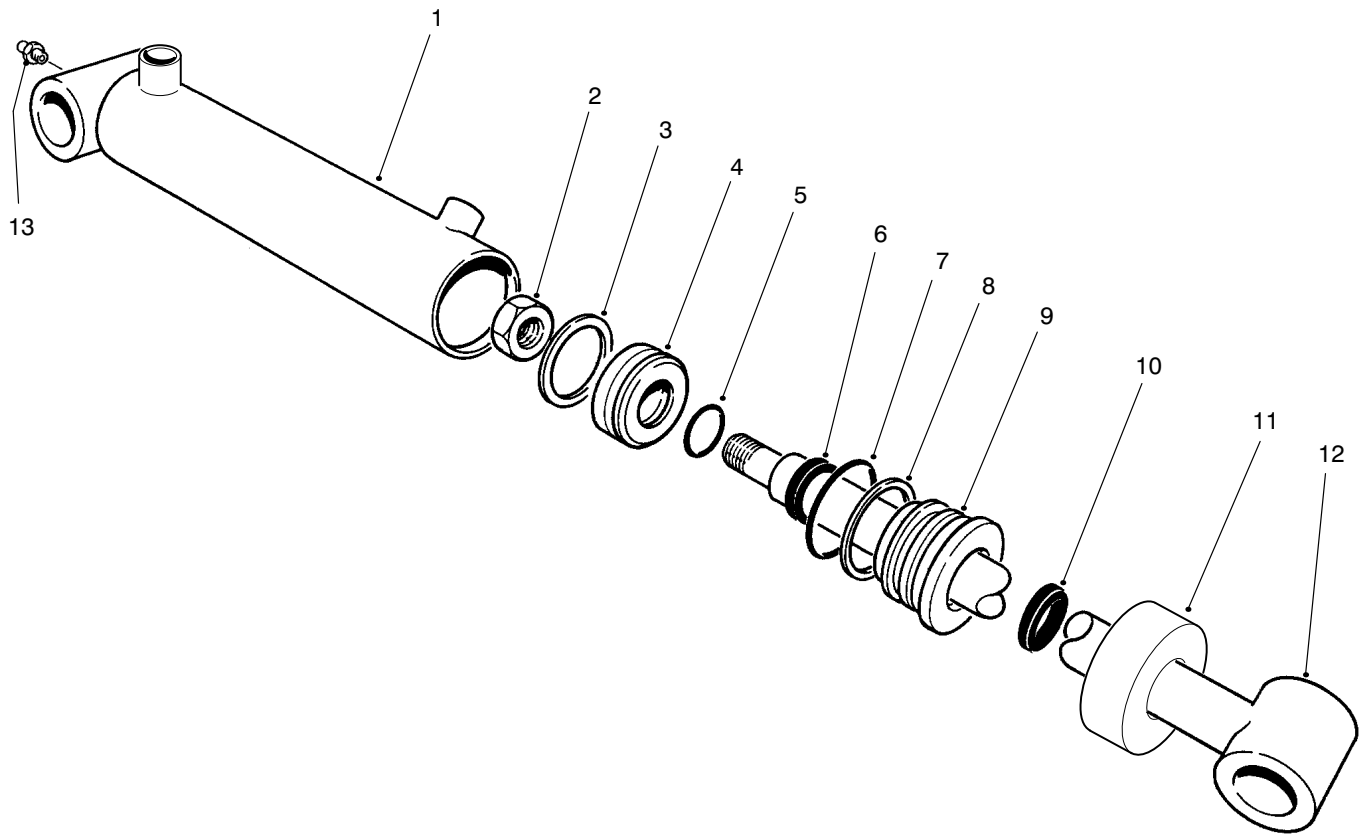
T-2114-2

HYDRAULIC CYLINDER NO. 93-9310

Ref. No.	Part No.	Description	No. Used
1	93-9312	Asm-Barrel	1
2	32152-10	Nut	1
†3		Uni-ring	1
4	70-2780	Piston	1
†5		O-Ring	1
†6		Seal-Rod	1
†7		O-Ring	1
†8		Backup	1

Ref. No.	Part No.	Description	No. Used
9	93-7990	Head	1
†10		Seal-Dust	1
11	93-7991	Collar	1
12	75-3790	Shaft and Tube	1
13	302-5	Fitting-Grease	1
*	86-7330	Kit-Seal Repair (Incl. Ref. #3, 5-8 & 10)	1

*Not Illustrated
†Not Serviced Separately



T-2115-1

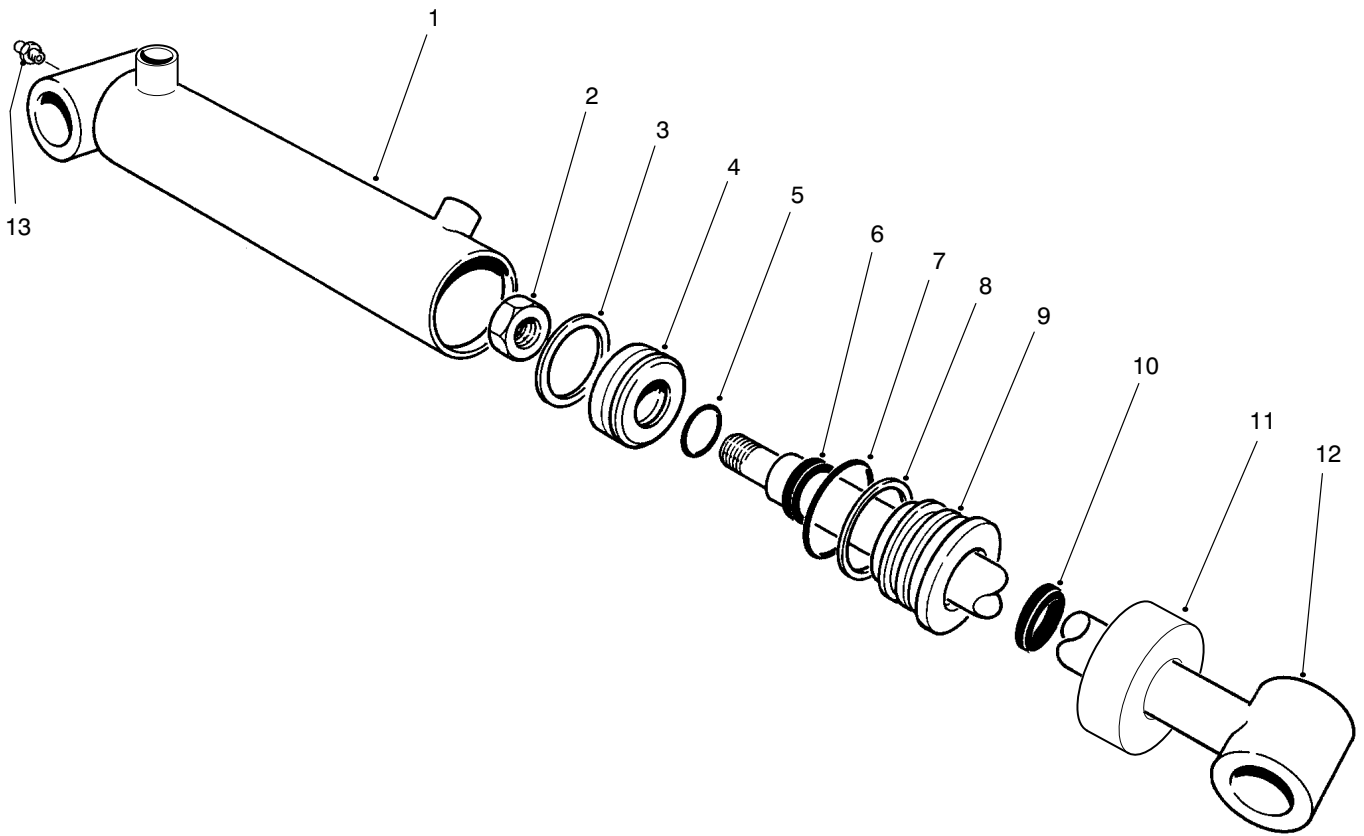
HYDRAULIC CYLINDER NO. 98-8069

Ref. No.	Part No.	Description	No. Used
1	93-7558	Asm-Barrel	1
2	32152-10	Nut	1
†3		Uni-ring	1
4	84-1710	Piston	1
†5		O-Ring	1
†6		Seal-Rod	1
†7		O-Ring	1
†8		Backup	1

Ref. No.	Part No.	Description	No. Used
9	98-7354	Head	1
†10		Seal-Dust	1
11	93-7994	Collar	1
12	84-1740	Shaft and Tube	1
13	302-5	Fitting-Grease	1
*	84-1760	Kit-Seal Repair (Incl. Ref. #3, 5-8 & 10)	1

*Not Illustrated

†Not Serviced Separately



T-2115-1

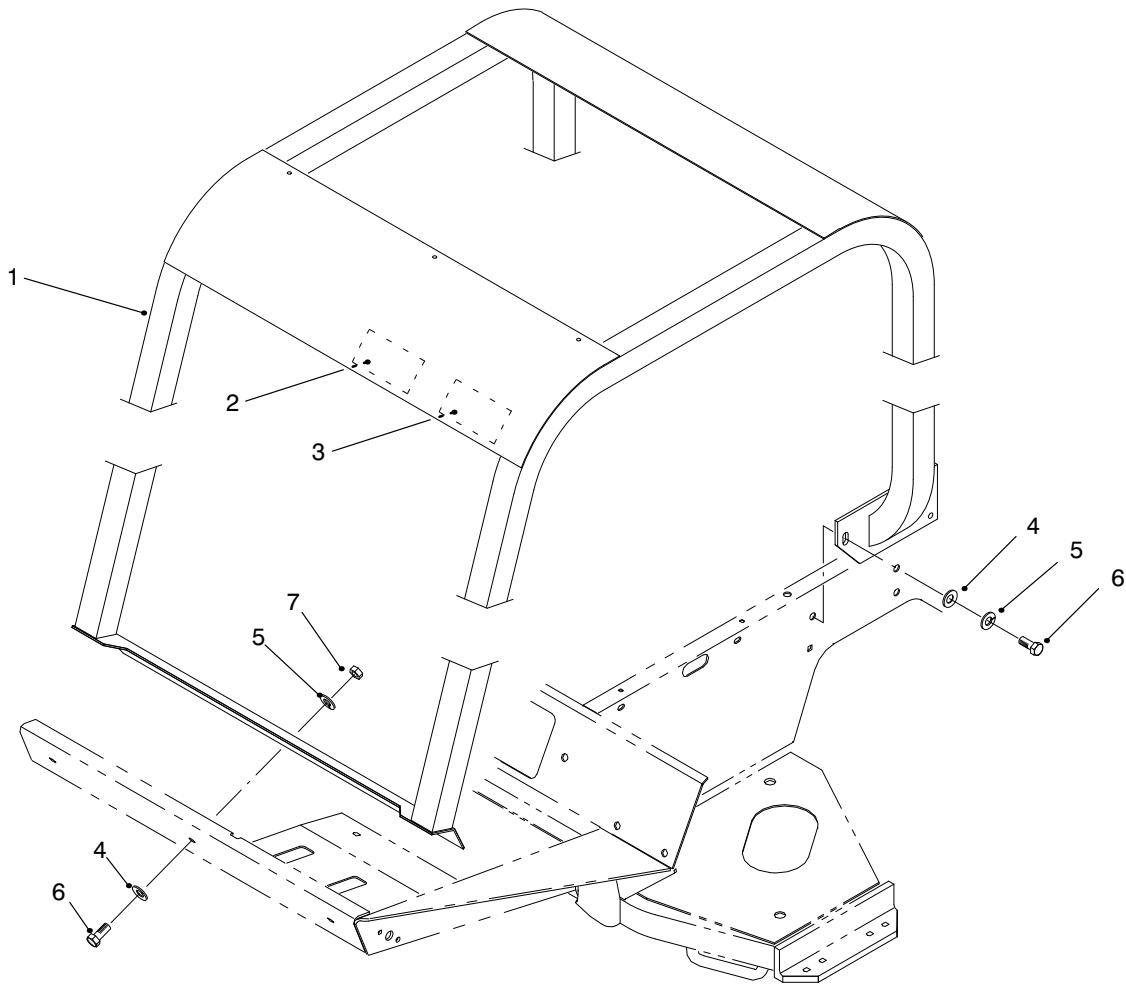
HYDRAULIC CYLINDER NO. 98-8068

Ref. No.	Part No.	Description	No. Used
1	93-7557	Asm-Barrel	1
2	32152-10	Nut	1
†3		Uni-ring	1
4	70-2780	Piston	1
†5		O-Ring	1
†6		Seal-Rod	1
†7		O-Ring	1
†8		Backup	1

Ref. No.	Part No.	Description	No. Used
9	98-7353	Head	1
†10		Seal-Dust	1
11	93-7991	Collar	1
12	75-2120	Shaft and Tube	1
13	302-5	Fitting-Grease	1
*	86-7330	Kit-Seal Repair (Incl. Ref. #3, 5-8 & 10)	1

*Not Illustrated

†Not Serviced Separately



T-1959-1

ROLL OVER PROTECTION SYSTEM (R.O.P.S.) (Optional)

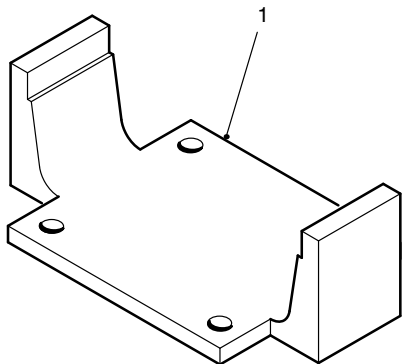
Ref. No.	Part No.	Description	No. Used
1	83-7410	Roll-Bar	1
2	85-9980	Decal-R.O.P.S.	1
2	93-8073	Decal-R.O.P.S. (Europe)	1
3	83-7430	Decal-Danger	1
3	93-8050	Decal-Danger (Europe)	1
3	84-4300	Decal-Danger (Japan)	1
4	3256-26	Washer-Flat	9

Ref. No.	Part No.	Description	No. Used
5	3253-7	Washer-Lock	9
6	325-5	Screw-HH	9
7	3217-9	Nut-Lock	3
*	21-4191	Asm-Seat Belt	1
*	3212-4	Screw-HH	2
*	3253-6	Washer-Lock	2

*Not Illustrated

SPECIAL TOOLS

AXLE TOOL NO. *TOR859920



T-1325-1

Ref. No.	Part No.	Description	No. Used
1		Tool-Axle	1

TORO PART NUMBER INDEX

Part No.	Description	Pg. No.	Ref. No.	Qty.	Part No.	Description	Pg. No.	Ref. No.	Qty.
3-6498	Washer-Thrust	30	22	2	44-2210	Asm-Lights, Warning	4	32	1
3-6498	Washer-Thrust	78	24	4	46-6550	Connector-Fuel, Elbow 90°	22	19	1
3-6498	Washer-Thrust	76	30	6	46-6560	Grommet	22	20	2
3-6657	Clamp-Cable	7	29	1	46-8091	Screw-HH	1	7	4
3-6657	Clamp-Cable	37	51	1	47-0110	Spacer-Spindle	36	6	1
5-0652	Spacer	6	42	1	48-7430	Pre-Cleaner	67	4	1
5-0743	Spring-Counterbalance	78	2	2	48-7710	Screw-HH	73	39	4
5-0743	Spring-Extension	76	22	3	48-7780	Screw-HH	70	48	8
5-1096	Chain-Cutting Unit	78	33	2	48-7890	Nut-Hex.	36	22	1
5-1226	Washer	70	43	2	48-8030	Washer-Flat	75	29	1
21-4191	Asm-Belt, Seat	7	50	1	48-9220	Washer-Flat	70	47	8
21-4191	Asm-Seat Belt	84	*	1	48-9460	Bolt-HH	71	35	4
21-7670	Case-Differential	27	33	1	48-9460	Screw-HH	75	27	1
21-7690	Gear-Pinion	26	6	2	48-9460	Screw-HH	73	28	20
21-7700	Shaft-Pinion Mate	27	31	1	48-9470	Bolt	72	43	24
21-7710	Pin-Roll	27	30	1	48-9470	Screw-HH	73	10	4
21-7720	Washer-Thrust	26	4	2	48-9480	Screw-HH	70	30	4
21-7730	Washer-Thrust	26	7	2	49-6440	Plate-Traction Pedal	6	11	1
21-7770	Screw-Drive Gear	27	32	5	54-9090	Yoke-End	75	7	1
21-8020	Spacer-Front Pinion	27	25	1	54-9180	Kit-Universal Joint	75	8	2
21-8090	Diff. Adjust. Shim .003	27	38	A/R	56-2460	Washer-Flat	70	14	2
21-8100	Diff. Adjust. Shim .005	27	37	A/R	57-6390	Nut-Lock	36	24	1
21-8110	Diff. Adjust. Shim .010	27	36	A/R	61-2790	Screen-Filler	14	3	1
21-8120	Diff. Adjust. Shim .030	27	35	A/R	62-5550	Decal-TORO	1	1	1
21-8180	Bearing	28	3	2	62-5550	Decal-Toro	67	7	1
21-8270	Pin-Dowel	26	3	2	62-7400	Decal-TORO	1	16	1
21-8360	Clip-Retaining	28	10	2	62-7650	Gasket-Sending Unit	22	6	1
21-8390	Cup-Bearing	27	24	1	63-6890	Hinge-Hood RH	1	*	1
21-9260	Seal-Shaft	4	27	1	63-6900	Hinge-Hood LH	1	17	1
21-9370	Screw-Adjusting	28	7	2	63-7590	Relay-Starter	33	42	1
21-9380	Nut-Pivot	28	8	2	63-7610	Hose-Fuel	22	5	1
21-9390	Socket-Adjusting Screw	28	6	2	63-7640	Unit-Sending	22	7	1
21-9420	Spring-Shoe Return, LH	28	17	2	63-7732	Cable-Brake RH	6	*	1
21-9430	Spring-Shoe Return, RH	28	18	2	63-7733	Cable-Brake LH	6	29	1
21-9440	Spring-Adjusting Screw	28	14	2	63-7880	Pin-Brake Latch	6	28	1
21-9450	Shield-Dust	28	4	2	63-7900	Rack-Parking Brake	4	20	1
21-9460	Retainer-Brake, Parking	28	15	4	63-8140	Pulley-Idler	36	46	1
23-2270	Bushing-Rubber	30	26	1	63-8360	Key-Ignition	11	9	1
23-7270	Nut-Lug	24	2	10	63-8410	Washer-Flat	22	24	3
24-0760	Exchanger-Heat	33	45	1	63-8410	Washer-Flat	14	37	3
24-8790	Gear-Bevel, Differential	26	5	2	63-9920	Decal-EEC 105	7	46	1
24-8840	Ring-Bearing, Wheel	28	22	2	65-5100	Handle	1	5	2
24-9180	Lever, Brake, Parking	28	19	2	66-2490	Clamp-Battery	67	17	1
25-8640	Screw-HH	7	25	2	66-2920	Washer-Friction	7	32	2
27-2360	Asm-Ignition Switch	11	19	1	66-2920	Washer-Nylon	12	50	3
27-3710	Dipstick-Axle	25	48	1	66-2920	Washer-Nylon	2	50	4
27-6852	Shaft-Axle, Flanged RH	28	*	1	66-3180	Tube-Vent	33	26	1
27-6862	Shaft-Axle, Flanged LH	28	1	1	66-3240	Cap-Radiator	33	13	1
28-0670	Seal-Oil	28	13	2	66-4190	Spring	7	37	1
28-0680	Drum-Brake	28	11	2	66-6480	Washer-Flat	24	44	4
28-1280	Boot-Cable	67	44	1	66-8121	Standpipe-Elbow 90°	22	18	1
29-6162	Switch-Neutral	30	6	1	66-8520	Bumper-Down-stop	8	17	2
38-3400	Guard-Rubber	18	8	2	66-8530	Adjuster	8	16	1
42-6080	Shim-Axle	24	43	A/R	66-8560	Nut-Push	8	11	4
42-9560	Stud	35	28	4	66-8610	Weldment-Lower	8	10	1
42-9600	Washer-Lock	73	9	28	66-8800	Relay-Glow Plug	34	56	1
42-9600	Washer-Lock	35	17	2	66-9290	Spacer	8	15	6
42-9600	Washer-Lock	36	32	14	66-9770	Seal	5	28	1
42-9600	Washer-Lock	71	42	24	66-9780	Bushing	5	29	1
42-9850	Washer-Lock	35	12	9	66-9860	Upper Cover & Jacket	5	37	1
42-9850	Washer-Lock	36	23	2	66-9870	Plate-Retaining	5	38	1
42-9850	Washer-Lock	75	28	1	66-9880	Washer-Retaining Plate	5	39	1
42-9850	Washer-Lock	73	29	28	66-9890	Ring-Retaining	5	40	1
42-9850	Washer-Lock	71	34	8	66-9900	Shaft-Input	5	41	1
43-0090	Screw-HH	35	16	2	66-9970	Kit-Spring	5	*	1
43-0090	Screw-HH	36	31	14	66-9980	Kit-Seal	5	*	1
43-5930	Washer-Lock	73	14	12	66-9990	Kit-Needle Roller	5	*	1
43-5930	Washer-Lock	36	21	1	67-1630	Spacer-Fan	36	11	1
43-6710	Diff. Adjust. Shim .003	26	15	A/R	67-1750	Bushing-Sleeve	76	9	12
43-6711	Diff. Adjust. Shim .005	26	16	A/R	67-1750	Bushing-Sleeve	70	13	2
43-6712	Diff. Adjust. Shim .010	26	17	A/R	67-1750	Bushing-Sleeve	78	27	8
43-6713	Diff. Adjust. Shim .030	26	18	A/R	67-7160	Block-Fuse	11	21	2
43-6750	Cup-Bearing, Tapered	26	10	1	67-9410	Washer-Thrust	70	27	2
43-6760	Cone-Bearing, tapered	26	9	1	68-5140	Cap-Steering Wheel	4	7	1
43-6810	Spider-Torque	28	5	2	68-5370	Decal-TORO	4	5	1

*Not Illustrated

TORO PART NUMBER INDEX (Cont.)

Part No.	Description	Pg. Ref. No. No. Qty.	Part No.	Description	Pg. Ref. No. No. Qty.
68-6150	Breather-Hydraulic Tank	14 2 1	72-5200	Shim 1.0 mm	71 * 1
68-6823	Asm-Axle	70 42 1	72-5210	Shim 1.2 mm	71 * 1
69-8930	Washer-Flat	20 13 8	72-5360	Ring-Retaining	71 19 2
69-8960	Spacer	20 29 4	72-5370	Ring-Retaining	71 22 2
70-2780	Piston	80 4 1	72-5440	Pin-Spring	72 46 1
70-2780	Piston	81 4 1	72-5460	O-Ring	71 32 1
70-2780	Piston	83 4 1	72-5540	Case-Knuckle	73 30 2
70-8570	Breaker-Circuit, 40 Amp	12 * 2	72-5550	Cover	73 26 2
71-3381	Hose-Fuel	67 37 1	72-5560	Pin-King, Knuckle	73 20 2
71-4330	Seal	27 41 1	72-5570	Shaft-Axle, Outer	73 35 2
71-4350	Nut	26 20 1	72-5580	Gear-Bevel	73 5 4
71-4450	Bolt-Wheel	70 39 10	72-5590	Retainer-Bearing	73 15 2
71-4570	Housing-Clutch	75 23 1	72-5630	Gasket	73 16 2
71-4580	Clutch-Roller	75 22 2	72-5650	Hub-Wheel	73 34 2
71-4590	Washer-Thrust	75 14 2	72-5660	Washer-Shaft, Wheel	73 33 2
71-4740	Asm-Tie Rod End	70 33 2	72-5680	Spacer	73 19 2
71-4760	Seal-Tie Rod End	70 32 2	72-5720	Ring-Retaining	73 4 2
72-3420	Shaft-Slip Yoke	75 9 1	72-5730	Seal-Oil	73 24 4
72-3440	Yoke-Shaft	75 12 1	72-5740	Seal-Oil	73 2 2
72-3560	Decal-4WD	2 54 2	72-5770	Nut-Castle	73 32 2
72-3570	Shim .094-Diff. Adjust.	26 22 A/R	72-5780	Key	73 36 2
72-3571	Shim .096-Diff. Adjust.	26 * A/R	72-5790	Screw-HH	73 13 12
72-3572	Shim .098-Diff. Adjust.	26 * A/R	72-5800	Bolt	71 1 8
72-3573	Shim .100-Diff. Adjust.	26 22 A/R	72-5810	Bolt	71 7 8
72-3574	Shim .102-Diff. Adjust.	26 * A/R	72-5820	Plug	71 28 1
72-3575	Shim .104-Diff. Adjust.	26 * A/R	72-5840	Gasket	71 27 1
72-3576	Shim .106-Diff. Adjust.	26 * A/R	72-9420	Asm-Vent Tube	27 39 1
72-3577	Shim .108-Diff. Adjust.	26 * A/R	74-0720	Tube-Manual	7 11 1
72-3578	Shim .110-Diff. Adjust.	26 * A/R	74-3810	Asm-Load Plate	21 9 1
72-3580	Shim .112-Diff. Adjust.	26 * A/R	74-5520	Clutch-Fan	36 1 1
72-3581	Shim .114-Diff. Adjust.	26 * A/R	74-5950	Asm-Swell Latch	11 5 1
72-3582	Shim .116-Diff. Adjust.	26 * A/R	74-5950	Asm-Swell Latch	2 44 3
72-3583	Shim .118-Diff. Adjust.	26 * A/R	74-9100	Pad-Forward	6 12 1
72-3584	Shim .120-Diff. Adjust.	26 * A/R	74-9110	Pad-Reverse	6 14 1
72-3585	Shim .125-Diff. Adjust.	26 * A/R	75-0012	Asm-Transmission	24 34 1
72-3586	Shim .127-Diff. Adjust.	26 * A/R	75-0020	Housing	29 5 1
72-3587	Shim .129-Diff. Adjust.	26 * A/R	75-0030	Gasket-Housing	29 46 1
72-3588	Shim .131-Diff. Adjust.	26 * A/R	75-0040	Center Section	29 18 1
72-3590	Shim .133-Diff. Adjust.	26 * A/R	75-0060	Plug	29 20 4
72-3591	Shim .135-Diff. Adjust.	26 * A/R	75-0070	Plug	29 41 1
72-3592	Shim .137-Diff. Adjust.	26 * A/R	75-0090	Screw-HH	29 9 8
72-3593	Shim .139-Diff. Adjust.	26 * A/R	75-0110	Screw-HH	29 35 2
72-3594	Shim .141-Diff. Adjust.	26 * A/R	75-0120	Screw-HH	29 28 1
72-3595	Shim .143-Diff. Adjust.	26 * A/R	75-0130	Screw-HH	29 24 3
72-3596	Shim .145-Diff. Adjust.	26 * A/R	75-0140	Spring-Conical	29 26 1
72-3597	Shim .147-Diff. Adjust.	26 * A/R	75-0150	Guide-Seal	29 2 1
72-3598	Shim .149-Diff. Adjust.	26 * A/R	75-0160	Plug-Pipe	29 47 1
72-3600	Shim .151-Diff. Adjust.	27 22 A/R	75-0170	Plug-Straight Thread	29 19 4
72-4870	Case-Differential	71 24 1	75-0180	Screw-HH	29 36 2
72-4880	Cover	71 2 1	75-0190	Plug-Special	29 27 2
72-4890	O-Ring	71 3 1	75-0200	Plug-Straight Thread	29 38 2
72-4900	Case-Differential	71 8 1	75-0210	O-Ring	29 6 2
72-4910	Flange-Case, Diff.	71 12 1	75-0220	Pin	29 48 2
72-4930	Gear-Side, Differential	71 9 1	75-0230	Seal-Lip	29 8 1
72-4940	Gear-Side, Differential	71 40 1	75-0240	O-Ring	29 21 6
72-4950	Gear-Pinion, Differential	71 10 2	75-0250	Pin-Slotted	29 54 1
72-4960	Shim .1 mm	71 5 1	75-0260	Valve-Relief	29 23 4
72-4970	Shim .15 mm	71 * 1	75-0270	Spring	29 39 1
72-4980	Shim .5 mm	71 * 1	75-0280	Spring	29 42 1
72-4990	Shim .8 mm	71 * 1	75-0290	Spring	29 22 2
72-5000	Shim 1.0 mm	71 * 1	75-0310	Shim	29 40 1
72-5010	Shim 1.2 mm	71 * 1	75-0320	Nipple	29 37 1
72-5020	Shaft-Pinion	72 47 1	75-0330	Seal-Lip	29 34 1
72-5030	Pin-Dowel	72 45 2	75-0340	Bearing-Needle	29 33 1
72-5040	Washer-Gear, Diff.	71 11 1	75-0350	Pin	29 31 1
72-5090	Gear-Bevel	73 18 2	75-0360	Gerotor	29 30 1
72-5090	Gear-Bevel	71 21 2	75-0370	O-Ring	29 29 1
72-5100	Spacer	71 20 2	75-0380	Plate-Valve	29 15 1
72-5130	Vent	71 23 1	75-0390	Plate-Swash	29 12 1
72-5140	O-Ring	71 25 1	75-0400	Plate-Thrust	29 13 2
72-5150	Plug	71 26 1	75-0410	O-Ring	29 3 1
72-5160	Shim .1mm	71 29 1	75-0430	Ring-Retaining	29 1 1
72-5170	Shim .15 mm	71 * 1	75-0440	Shaft-Motor	29 45 1
72-5180	Shim .5 mm	71 * 1	75-0450	Collar	29 50 1
72-5190	Shim .8 mm	71 * 1	75-0460	Bearing-Ball	29 51 2

*Not Illustrated

TORO PART NUMBER INDEX (Cont.)

Part No.	Description	Pg. No.	Ref. No.	Qty.	Part No.	Description	Pg. No.	Ref. No.	Qty.
75-0470	Kit-Cylinder Block	29	14	2	75-4700	Hose-Fuel	22	12	1
75-0480	Pin	29	10	2	75-4701	Hose-Fuel Vent	33	28	1
75-0500	Bearing-Needle	29	16	2	75-4720	Fitting-Hydraulic 90°	24	26	1
75-0510	Pin	29	17	1	75-5200	Bracket-Spring RH	76	*	1
75-0520	Bearing-Ball	29	4	1	75-5210	Bracket-Spring Center	76	16	1
75-0550	Strainer-Suction	14	29	1	75-5220	Bracket-Spring LH	76	*	1
75-0560	Asm-Steering Wheel	4	4	1	75-5310	Spacer-Bearing	36	8	1
75-0570	Cable-Hood	1	21	1	75-5350	Pin-Cylinder Rod End	78	23	2
75-0600	Asm-Steering Valve	4	26	1	75-5350	Pin-Cylinder Rod End	76	31	3
75-0610	Tread-Foot RH	2	*	1	75-5360	Pin-Cylinder Cap End	79	49	2
75-0620	Tread-Foot LH	2	39	1	75-5390	Roller	78	20	2
75-0630	Tread-Foot Center	2	37	1	75-5400	Shaft-Roller	78	19	2
75-0640	Tread-Footrest RH	2	*	1	75-5410	Bracket-Arm	77	53	2
75-0650	Tread-Footrest LH	2	35	1	75-5470	Spacer	30	12	2
75-0721	Housing-Lower	27	34	1	75-5720	Hose-Hydraulic	14	19	1
75-0920	Cartridge-Relief 3000 psi	17	13	1	75-5740	Box-Control	11	24	1
75-0930	Hook-Oil Cooler	33	6	4	75-5780	Hinge-Cover	2	51	1
75-1010	Asm-Switch, Toggle	11	16	1	75-5780	Hinge-Cover	12	59	1
75-1040	Cooler-Oil	34	52	1	75-5810	Tool Box	1	26	1
75-1100	Support-Axle	70	5	1	75-5890	Hose-Hydraulic	18	10	1
75-1180	Manifold	19	7	2	75-5890	Hose-Hydraulic	76	28	2
75-1180	Manifold-Hydraulic	18	23	1	75-5890	Hose-Hydraulic	16	35	1
75-1210	Nut-Lock	74	2	1	75-5900	Hose-Hydraulic	16	30	1
75-1220	Piston	74	3	1	75-5900	Hose-Hydraulic	77	47	1
75-1250	Seal Kit	74	6	1	75-5910	Hose-Hydraulic	18	11	1
75-1260	Head-Internal	74	4	1	75-5910	Hose-Hydraulic	77	60	1
75-1300	Asm-Hydraulic Filter Head	14	31	1	75-5940	Hose-Hydraulic	18	9	1
75-1310	Element-Hydraulic Filter	14	34	1	75-5940	Hose-Hydraulic AUX	4	23	1
75-1330	Filter-Oil	24	31	1	75-6070	Hose-Hydraulic	19	15	1
75-1340	Valve-Power Steering	5	*	1	75-6070	Hose-Hydraulic (Cap)	78	11	1
75-1390	Panel-Access	2	38	1	75-6080	Hose-Hydraulic	19	14	1
75-1410	Panel-Floor	2	36	1	75-6080	Hose-Hydraulic LH (Rod)	78	*	1
75-1420	Cover-Steering Tower	1	2	1	75-6130	Hose-Hydraulic	14	9	1
75-1430	Asm-Brake Pedal RH	6	35	1	75-6180	Hose-Hydraulic	19	1	2
75-1440	Pedal-Brake LH	6	33	1	75-6180	Hose-Hydraulic RH (Rod)	78	21	2
75-1470	Shaft-Brake Pedal	6	36	1	75-6220	Hose-Hydraulic	70	23	1
75-1490	Rod-Parking Brake	4	13	1	75-6230	Hose-Hydraulic	70	24	1
75-2010	Cartridge-Relief 2000 psi	17	14	1	75-6230	Hose-Hydraulic RT	4	18	2
75-2120	Shaft and Tube	83	12	1	75-6240	Hose-Hydraulic	31	14	1
75-2170	Tube-Pump Control	6	37	1	75-6240	Hose-Hydraulic IN	4	19	1
75-2810	Clamp-Steering Valve	4	3	1	75-6250	Hose-Hydraulic	14	17	1
75-2851	Hose-Expansion Tank	33	16	1	75-6250	Hose-Hydraulic OUT	4	25	1
75-2970	Pedal-Traction	6	13	1	75-6260	Cover-Tool Box	2	47	1
75-3000	Asm-Seat Suspension	7	39	1	75-6270	Cover-Control Box	11	15	1
75-3010	Joint-Arm	78	41	2	75-6340	Strainer-In-Line	24	41	1
75-3010	Joint-Arm	77	54	3	75-6350	Hose	24	28	1
75-3110	Collar-Transmission	24	14	1	75-6370	Cover-Sensor	77	49	1
75-3270	Lever-Traction Pivot	6	8	1	75-6380	Shaft-Fan	36	3	1
75-3390	Bracket-Backlap	34	55	1	75-6490	Lever-Pedal Stop	6	20	1
75-3400	Shaft-Seat Pivot	7	15	1	75-6510	Lever-Bracket	6	16	1
75-3430	Rod-Throttle	7	33	1	75-6550	Disc-Friction	6	17	1
75-3480	Weldment-Upper	8	23	1	75-6580	Cable-Pedal	6	7	1
75-3510	Bolt-Shoulder	8	26	2	75-6640	Fitting-Hydraulic 90°	16	20	2
75-3530	Spring-Compression	8	3	1	75-6680	Bar-Weight	67	8	1
75-3540	Pin-Roll	8	6	1	75-6720	Plate-Locating	17	29	2
75-3550	Bumper-Seat	8	7	2	75-6730	Plate-Detent	17	27	2
75-3580	Plate-Mounting, Seat	8	2	1	75-6770	Nut-Jam	17	25	4
75-3680	Rod-Seat	7	20	1	75-6820	Meter-Hour	12	47	1
75-3780	Fan	36	2	1	75-6840	Knob-Knurled	2	42	4
75-3790	Shaft and Tube	80	12	1	75-6850	Tube-Oil Fill	24	47	1
75-3790	Shaft and Tube	81	12	1	75-6870	Hose-Hydraulic Suction	14	28	1
75-3810	Bracket-Roller	78	15	2	75-6870	Hose-Suction	31	1	1
75-3860	Fender-LH	1	29	1	75-6880	Screen-Spark Arrester	35	*	1
75-4080	Plate-Traction	30	15	1	75-6930	Valve-SCR	29	52	1
75-4100	Control-Pump	30	25	1	76-1910	Shaft-Pivot	8	12	2
75-4130	Plate-Switch	30	7	1	76-1920	Bushing-Sleeve	8	9	4
75-4180	Pin-Rear Axle	70	44	1	76-1930	Knob-Tension Adjustment	8	19	1
75-4360	Bracket-Switch	7	8	1	76-1940	Spring-Extension	8	14	2
75-4370	Bracket-Switch (Seat)	7	3	1	76-2460	Asm-Bearing	75	5	1
75-4400	Adaptor-Transmission	31	8	1	76-2940	Bumper-Rubber	8	8	2
75-4450	Hub-Fan Drive	36	9	1	76-4690	Asm-Axle Coupling	75	15	1
75-4520	Spring-Torsion RH	78	37	1	76-8640	Stud-Traction	30	23	1
75-4530	Spring-Torsion LH	78	*	1	76-8730	Decal-Bolt Torque	24	1	2
75-4550	Shaft-Center Arm Pivot	76	27	1	76-9430	Spring-Extension	30	8	1
75-4590	Rod-Pivot	78	34	2	77-2870	Weldment-Hanger	8	18	1

*Not Illustrated

TORO PART NUMBER INDEX (Cont.)

Part No.	Description	Pg. Ref. No. No. Qty.	Part No.	Description	Pg. Ref. No. No. Qty.
80-4860	Pin-Clevis	8 1 1	87-5100	Washer-Snubbing	36 29 4
82-3110	Switch	62 16 1	88-6960	Cartridge-4W/2P	17 19 3
82-6490	Hose-Hydraulic	77 65 1	88-7020	Cartridge-N.O.	17 3 2
82-6910	Screw-HH	70 26 4	88-9190	Solenoid-20 Watt	17 4 6
82-8170	Clamp	20 35 4	88-9200	Solenoid-28 Watt	17 8 3
82-8170	Clamp	79 57 2	92-1180	Asm-Seat	7 45 1
82-8170	Clamp-Hose	76 8 8	92-1773	Screw-HH	26 11 4
82-8170	Clamp-Rubber	18 20 4	92-1774	Seal-Oil	28 2 2
82-8520	Detent Assembly Kit	17 * 2	92-2379	Clamp	22 35 2
82-9060	Adjuster W/Handle	8 13 1	92-2379	Clamp-Hose	33 14 1
83-1030	Mount-Engine	36 37 4	92-2379	Clamp-Hose	67 29 1
83-4780	Housing-Charge Pump	29 32 1	92-2581	Asm-Switch Arm	30 21 1
83-4900	Shaft-Traction	75 31 1	92-4808	Sleeve-Trans. Pilot	24 15 1
83-4910	Coupler-Pinion	27 40 1	92-4846	Asm-Trans. Support	24 39 1
83-4930	Arm-Steering LH	70 31 1	92-4999	Fitting-Hydraulic 90°	34 51 2
83-4950	Arm-Steering RH	70 46 1	92-5524	Decal-Noise Rating, 90	7 47 1
83-4970	Bracket-Bearing	75 3 1	92-5720	Controller-Electronic	11 31 1
83-5010	Asm-Tie Rod	70 * 1	92-5751	Decal-Hood Trim LH	1 23 1
83-5020	Asm-Tube & Clamp	70 12 1	92-5752	Decal-Hood Trim RH	1 * 1
83-5030	Asm-Hydraulic Cylinder	70 28 1	92-5797	Gasket-Axle	24 10 1
83-5040	Washer	70 15 1	92-6315	Cartridge-N.C.	17 22 1
83-5100	Support-Cylinder	70 17 1	92-6533	Kit-Cushion, Replacement	7 44 1
83-5110	Stop-Axle	70 6 2	92-6534	Shell-Seat	7 43 1
83-5130	Spacer-Pinion	26 21 1	92-8001	Sensor-Reed Switch	7 6 1
83-5150	Pin-Cylinder	70 18 1	92-8002	Sensor-Reed Switch	76 12 1
83-5160	Shim	70 29 2	92-8020	Adapter-Breather	14 26 3
83-5170	Stop-Reel LH	79 * 1	92-8753	Magnet-Reed Switch	7 5 1
83-5180	Shim-Axle	70 35 2	92-8754	Actuator-Reed Switch	77 51 1
83-5190	Asm-Drive Shaft	75 * 1	92-8775	Kit-Gasket, Liquid	28 * 1
83-5260	Tube-Slip Yoke	75 11 1	92-8795	Asm-Body	21 10 1
83-5270	Tube-Axle, RH	71 16 1	92-8796	Pin-Dowel	21 14 2
83-5280	Axle-RH	71 17 1	92-8863	Kit-Repair	21 * 1
83-5290	Tube-Axle, LH	72 44 1	92-9096	Asm-Hose	15 46 1
83-5310	Axle-LH	71 41 1	92-9096	Hose-Hydraulic	18 22 1
83-5330	Washer-Bearing	71 38 1	92-9097	Set Screw	78 43 2
83-5340	Nut-Bearing	71 37 1	92-9097	Set Screw	77 69 3
83-5350	Case-Bearing	71 33 1	92-9098	Manifold-Tank	14 14 1
83-5360	Seal-Oil	71 36 1	93-0005	Strip-Foam, Top	33 11 1
83-5370	Asm-Ring & Pinion	72 * 1	93-0021	Asm-Throttle Cable Swivel	7 26 1
83-5380	Asm-Piston Rod	74 5 1	93-0025	Shield-Radiator	33 33 1
83-6780	Pin-Cylinder (Long)	77 61 2	93-0030	Asm-Cooler Mount RH	33 9 1
83-6790	Pin-Cylinder (Short)	76 43 1	93-0032	Housing-Front Screen	33 2 1
83-7410	Roll-Bar	84 1 1	93-0069	Pin-Pivot	79 52 2
83-7430	Decal-Danger	84 3 1	93-0071	Asm-Cooler Mount LH	33 * 1
83-7460	Spacer-Wheel	70 41 2	93-0075	Hose-Hydraulic	24 30 1
83-7470	Shim	75 2 2	93-0075	Hose-Trans. to Cooler	34 * 1
84-1710	Piston	82 4 1	93-0076	Hose-Hydraulic	24 21 1
84-1740	Shaft and Tube	82 12 1	93-0076	Hose-Trans. to Cooler	34 46 1
84-1760	Kit-Seal Repair	82 * 1	93-0077	Hose-Cooler, RH	34 49 1
84-3260	Decal-Backlap (Japan)	34 53 1	93-0077	Hose-Hydraulic	14 30 1
84-4300	Decal-Danger (Japan)	84 3 1	93-0078	Hose-Cooler, LH	34 * 1
84-8320	Insert-Hinge	76 10 4	93-0078	Hose-Hydraulic	16 21 1
84-8590	Asm-Shoe & Lining	28 16 4	93-0081	Strip-Seal	1 9 1
84-8600	Set of Lined Brake Shoes	28 * 1	93-0082	Grommet	34 58 2
85-4330	Cover-Gear	24 9 1	93-0083	Plate-Valve	29 44 1
85-4340	Plate-Sensor Mounting	24 11 1	93-0089	Bracket-Mount LH, Cooler	33 4 1
85-4350	Sensor-Gear Tooth	24 5 1	93-0090	Bracket-Mount RH, Cooler	33 4 1
85-4420	Gauge-Speedometer	11 2 1	93-0095	Bracket-Eng. Front	37 59 2
85-4491	Lamp-Diagnostic	12 57 1	93-0097	Valve-SCR	29 25 1
85-4650	Connector-Loop Back	12 * 1	93-0118	Hose-Hydraulic	19 9 2
85-4750	Display-Diagnostic-ACE	9 2 1	93-0118	Hose-Hydraulic	18 12 1
85-9900	Plate-Spring Anchor	30 16 1	93-0118	Hose-Hydraulic	16 33 1
85-9910	Eyebolt	30 27 1	93-0119	Hose-Hydraulic	18 13 1
85-9980	Decal-R.O.P.S.	84 2 1	93-0119	Hose-Hydraulic	14 21 1
86-7220	Gear-Pinion	24 37 1	93-0139	Manifold-Hydraulic	18 17 1
86-7230	Gear-Spur	26 14 1	93-0140	Grommet	7 10 1
86-7330	Kit-Seal Repair	81 * 1	93-0142	Bushing-Straight	78 36 2
86-7330	Kit-Seal Repair	83 * 1	93-0143	Cartridge-Relief 250 psi	18 18 1
86-7330	Kit-Seal Repair Kit	80 * 1	93-1374	Latch-Swell	33 1 2
86-7520	Asm-Trunnion Cover RH	29 7 1	93-1375	Motor-Hydraulic	20 21 5
86-7530	Asm-Trunnion Cover LH	29 49 1	93-1396	Coupler-Trans.	31 7 1
86-7540	Shaft-Pump	29 11 1	93-2042	Hose-Fuel	22 10 1
86-7550	Connector-Cover (2 Way)	12 * 2	93-3102	Cap-Fuel Tank	22 21 1
86-7560	Connector-Cover (3 Way)	12 * 3	93-3163	Spring	8 28 2
86-9190	Hose-Hydraulic	16 14 2	93-3164	Cap	8 27 2

*Not Illustrated

TORO PART NUMBER INDEX (Cont.)

Part No.	Description	Pg. No.	Ref. No.	Qty.	Part No.	Description	Pg. No.	Ref. No.	Qty.
93-3165	Bracket	8	29	1	93-7991	Collar	80	11	1
93-3604	Gasket	31	6	1	93-7991	Collar	81	11	1
93-3609	Bolt-Special	5	36	4	93-7991	Collar	83	11	1
93-3614	Asm-Cover	21	4	1	93-7994	Collar	82	11	1
93-3615	Asm-Drive Shaft	21	7	1	93-8050	Decal-Danger (Europe)	84	3	1
93-3616	Asm-Idler Gear	21	6	1	93-8051	Decal-Warning	2	48	1
93-3617	Asm-Differential	27	*	1	93-8053	Decal-ECU	12	61	1
93-3618	Asm-Gear & Pinion	27	*	1	93-8060	Decal-Danger	7	17	1
93-3619	Upper Housing	27	26	1	93-8073	Decal-R.O.P.S. (Europe)	84	2	1
93-3623	Strip-Sealing, Radiator	34	61	2	93-8742	Pad-Brake	6	26	2
93-3624	Plate-Retaining	34	62	2	93-8744	Rivet	2	52	3
93-3625	Spring-Joystick Return	12	58	1	93-8744	Rivet	12	60	3
93-3626	Bracket-Hose	2	41	1	93-9151	Fitting-Hydraulic	20	30	4
93-3640	Stop-Reel RH	79	56	1	93-9164	Indicator-Service	67	24	1
93-3642	Tube-Hydraulic	31	13	1	93-9310	Asm-Hydraulic Cylinder	77	46	1
93-3642	Tube-Hydraulic	16	38	1	93-9311	Asm-Hydraulic Cylinder	79	48	2
93-3643	Tube-Hydraulic	31	12	1	93-9312	Asm-Barrel	81	1	1
93-3643	Tube-Hydraulic	16	39	1	93-9313	Asm-Barrel	80	1	1
93-3664	O-Ring	71	14	2	94-1414	Valve-Vacuator	68	4	1
93-3665	O-Ring	71	15	2	94-1416	Asm-Adapter, Indicator	67	27	1
93-3666	Gear Box-Axle	73	23	2	94-2685	Cartridge-N.C.	17	7	3
93-3667	Case-Knuckle	73	38	2	94-3055	Cap-Lower, Joystick	12	63	1
93-3668	Washer-Thrust	73	21	2	94-3056	Ring-Retaining	12	64	1
93-3669	Bearing-Needle	73	22	2	94-3057	Spring-Compression	12	65	1
93-3670	O-Ring	73	1	4	94-3058	Cap-Upper, Joystick	12	66	1
93-3671	Pin-Dowel	73	7	4	94-3510	Asm-Fuel Tank	22	22	1
93-3672	Arm-Knuckle	73	8	2	94-4514	Bracket-Engine RH Rear	36	26	1
93-4268	Kit-Flange	32	*	1	94-4916	Asm-Hose, Drain	15	48	1
93-4277	Kit-Valve	32	19	1	94-4916	Asm-Hose, Drain, Return	20	26	1
93-4278	Pin-Dowel	32	4	4	94-4917	Asm-Tube, Drain #2, 3	20	24	1
93-4279	Plate-Distance	32	13	2	94-4918	Asm-Tube, Pressure #2, 3	20	23	1
93-4280	Coupling	32	9	2	94-4919	Bracket-Clamp, Hose	79	51	1
93-4281	Pin-Dowel	32	22	4	94-4920	Plate-Mounting Valve	19	16	1
93-4282	Block-Valve	32	18	1	94-5020	Knob	17	24	2
93-4283	Bolt	32	17	4	94-5027	Spring-Detent	17	31	2
93-6668	Decal-Battery	67	19	1	94-5386	Decal-Turf Defender, Diag.	9	1	1
93-6680	Decal-Fuel	1	28	1	94-5438	Seal-Solenoid	17	23	10
93-6682	Panel-Tower	4	10	1	94-5594	Asm-Lift Arm, Rear LH	79	61	1
93-6683	Panel-Control	11	14	1	94-5596	Asm-Lift Arm, Rear RH	78	28	1
93-6684	Decal-Backlap	34	53	1	94-5598	Asm-Lift Arm RH	76	1	1
93-6686	Decal-Hyd. Oil	1	4	1	94-5800	Asm-Lift Arm LH	76	32	1
93-6686	Decal-Oil	18	7	1	94-5802	Asm-Lift Arm, Center	76	40	1
93-6687	Decal-No Step	77	62	2	94-5808	Asm-Carrier Frame	77	44	1
93-6688	Decal-Hands/Feet	77	*	3	94-6031	Fitting-Hydraulic	20	25	1
93-6688	Decal-Hands/Feet	79	*	2	94-6343	Decal-Wire I.D.	12	*70	1
93-6689	Decal-No Riders	1	32	2	94-6767	Decal-Fuses	11	27	1
93-6691	Decal-Bolt	24	17	1	94-6933	Asm-Front Axle	24	46	1
93-6692	Decal-Starting Fluid	67	3	1	94-6934	Screw-HSH	28	21	8
93-6693	Decal-Floor Plate	18	6	1	94-6935	Nut-Lock	28	12	8
93-6696	Decal-Warning	76	33	3	94-6936	Washer-Flat	28	23	8
93-6696	Decal-Warning	78	45	285	94-7343	Base-Battery	67	18	1
93-6697	Decal-Lube	70	36	1	94-8060	Decal-Turf Defender, Diag.	9	1	1
93-6698	Decal-Warning	1	24	1	94-8061	Decal-Turf Defender, Diag.	9	1	1
93-6699	Decal-Fast/Slow	6	18	1	94-8062	Decal-Turf Defender, Diag.	9	1	1
93-7276	Decal-Danger	67	20	1	94-8063	Decal-Turf Defender, Diag.	9	1	1
93-7480	Bulb-LED	4	35	1	94-8064	Decal-Turf Defender, Diag.	9	1	1
93-7488	Reservoir-Hydraulic	14	1	1	94-8065	Decal-Turf Defender, Diag.	9	1	1
93-7498	Plug-Plastic	14	6	1	94-8066	Decal-Turf Defender, Diag.	9	1	1
93-7499	Gasket-Flange	14	5	1	94-8067	Decal-Turf Defender, Diag.	9	1	1
93-7557	Asm-Barrel	83	1	1	94-8068	Decal-Turf Defender, Diag.	9	1	1
93-7558	Asm-Barrel	82	1	1	94-8069	Decal-Turf Defender, Diag.	9	1	1
93-7579	Fender-RH	1	3	1	94-8070	Decal-Turf Defender, Diag.	9	1	1
93-7587	Bracket-Fuse Block	11	23	1	94-8103	Screw-HH	11	39	4
93-7588	Cover-Tank	14	8	1	94-8104	Switch-Micro	11	38	2
93-7840	Decal-Radiator Cap	33	37	1	94-9157	Fuse-4A	11	20	1
93-7960	Spacer	18	19	4	94-9411	Dipstick	14	4	1
93-7960	Spacer	20	34	4	95-1821	Spring-Compression	4	12	1
93-7960	Spacer	76	36	6	95-4275	Hose-Fuel	67	38	1
93-7960	Spacer	79	58	2	95-4276	Hose-Fuel	22	17	1
93-7961	Clamp	18	28	2	95-5642	Kit-Seal	17	*	3
93-7961	Clamp	79	59	1	95-5645	Kit-Seal	17	*	10
93-7961	Clamp-Case Drain	20	33	2	98-2195	Asm-Lift Control	11	37	1
93-7961	Clamp-Rubber	76	34	3	98-2350	Asm-Seat Plate	7	16	1
93-7990	Head	80	9	1	98-2352	Frame-Seat	7	28	1
93-7990	Head	81	9	1	98-2353	Bracket-Seat Latch	7	36	2

*Not Illustrated

TORO PART NUMBER INDEX (Cont.)

Part No.	Description	Pg. Ref. No. No. Qty.	Part No.	Description	Pg. Ref. No. No. Qty.
98-2354	Latch-Seat	7 35 1	98-7572	Nut	51 3 2
98-4507	Radiator	33 12 1	98-7572	Nut	55 7 2
98-4508	Hose-Radiator Lower	33 24 1	98-7585	Bolt	40 1 2
98-4509	Hose-Air Cleaner	37 65 1	98-7601	Seal-Oil	55 16 1
98-4510	Hose-Air Cleaner	67 33 1	98-7602	Pin-Spring	55 4 2
98-4511	Hose-Radiator Upper	33 18 1	98-7605	Bolt	49 23 3
98-4513	Bracket-Eng. Left Rear	37 58 2	98-7645	Bolt	50 11 1
98-4515	Bracket-Engine LH Rear	36 25 1	98-7654	Gasket	50 5 2
98-4517	Asm-Air Cleaner	67 2 1	98-7654	Gasket	50 7 2
98-4518	Bracket-Air Cleaner	67 25 1	98-7654	Gasket	56 14 1
98-4522	Decal-Reelmasterr 5400D	1 10 2	98-7654	Gasket	55 19 1
98-4524	Tube-Exhaust	35 7 1	98-7671	Clip-Pipe	56 7 2
98-4525	Bracket-Mount, Air Cleaner	67 10 1	98-7676	Gasket	56 12 3
98-4527	Pipe-Engine Exhaust	35 10 1	98-7682	Clamp-Pipe	56 16 2
98-4530	Support-Fan, Engine	36 41 1	98-7683	Clamp-Pipe	56 2 2
98-4536	Bracket-Spring Rear LH	78 * 1	98-7684	Screw w/washer	56 1 2
98-4539	Bracket-Engine LH Front	36 39 1	98-7692	Bolt	58 3 1
98-4543	Bracket-Engine Mount RH	36 40 1	98-7692	Bolt	46 8 3
98-4547	Plate-Mount, Fan	37 54 1	98-7692	Bolt	62 14 3
98-4548	Bracket-Spring Rear RH	78 8 1	98-7692	Bolt	55 15 1
98-4549	Asm-Frame	2 43 1	98-7692	Bolt	41 27 2
98-4551	Asm-Main Wire Harness	12 56 1	98-7697	Bolt	58 1 1
98-4555	Bracket-Muffler	35 2 1	98-7697	Bolt	60 1 2
98-4561	Shield-Alternator	37 63 1	98-7698	Washer-Flat	58 2 1
98-4564	Guard-Flywheel	35 14 1	98-7708	Nut	59 1 1
98-4571	Shroud-Fan	33 19 1	98-7709	Collar	59 3 1
98-4572	Bracket-Hose	1 22 1	98-7710	Rotor	59 7 1
98-4573	Screen-Hood	1 12 1	98-7711	Cover-Bearing	59 9 1
98-4575	Bracket-Fan Idler	36 42 1	98-7712	Bearing-Ball	59 8 1
98-4576	Bracket-Reservoir, Water	67 22 1	98-7713	Washer-Thrust	59 10 1
98-4578	Bracket-Fuel Filter	67 5 1	98-7714	Frame-Drive End	59 4 1
98-4579	Asm-Control Manifold	16 6 1	98-7715	Plate-Retainer	59 11 1
98-4581	Asm-Hose, Pressure #2	20 8 1	98-7716	Screw-RH	59 6 4
98-4582	Asm-Hose, Pressure #2	20 15 1	98-7717	Bolt-Through	59 5 2
98-4583	Asm-Hose, Drain #2, 3	20 9 2	98-7718	Bearing-Ball	59 12 1
98-4584	Asm-Hose, Drain	18 1 1	98-7719	Frame-End	59 13 1
98-4584	Asm-Hose, Drain #5	20 5 1	98-7720	Cover-End	59 23 1
98-4585	Asm-Hose, Pressure #1, 5	20 1 1	98-7721	Asm-Rectifier	59 16 1
98-4586	Asm-Hose, Pressure #5	16 4 1	98-7722	Bushing-Insulation	59 17 1
98-4586	Asm-Hose, Pressure #5	20 6 1	98-7723	Holder-Brush	59 24 1
98-4587	Asm-Hose, Drain #4	20 16 1	98-7724	Brush	59 26 2
98-4587	Asm-Hose, Drain #4	18 24 1	98-7725	Spring-Brush	59 25 2
98-4588	Asm-Hose, Pressure #1, 4	20 14 1	98-7726	Screw-RH	59 20 2
98-4589	Asm-Hose, Pressure #4	20 17 1	98-7727	Screw-RH	59 27 6
98-4589	Asm-Hose, Pressure #4	16 37 1	98-7728	Screw-RH	59 21 1
98-4590	Asm-Hose, Drain #1	20 20 1	98-7729	Bolt	59 22 3
98-4590	Asm-Hose, Drain #1	18 25 1	98-7730	Nut	59 14 2
98-4591	Clamp-Hose LH	33 35 1	98-7731	Bolt	59 15 2
98-4592	Clamp-Hose RH	33 * 1	98-7732	Nut	59 18 1
98-4593	Asm-Drive Shaft	35 * 1	98-7733	Asm-Regulator	59 19 1
98-4594	Clamp-Retainer	37 66 1	98-7737	Nut	58 23 1
98-4596	Washer-Mount, Engine	36 36 4	98-7741	Asm-Yoke	61 5 1
98-4598	Cable-Battery (Ground)	36 17 1	98-7742	Asm-Armature	61 3 1
98-4599	Asm-Battery Cable (+)	67 13 1	98-7743	Bearing-Ball	61 2 1
98-7353	Head	83 9 1	98-7744	Bearing-Ball	61 4 1
98-7354	Head	82 9 1	98-7749	Asm-Holder, Brush	61 7 1
98-7428	Gasket	38 2 1	98-7750	Spring-Brush	61 6 4
98-7430	O-Ring	43 1 1	98-7751	Gear	61 22 1
98-7449	Screw-Set	46 6 1	98-7752	Retainer	61 20 1
98-7473	Ball	47 11 3	98-7753	Roller	61 21 5
98-7487	Plug	38 18 2	98-7754	Spring	61 15 1
98-7496	Bolt	41 24 3	98-7755	Ball	61 16 1
98-7507	Plug	38 3 1	98-7756	Bolt	61 18 2
98-7509	O-Ring	38 10 1	98-7757	O-Ring	61 24 2
98-7509	O-Ring	40 12 1	98-7758	Asm-Bolt	61 10 2
98-7523	Plug-Drain	39 8 1	98-7759	Pipe-Drain	61 26 1
98-7524	Gasket	39 9 1	98-7776	Gasket	62 11 1
98-7527	O-Ring	39 3 1	98-7777	Bolt	62 9 2
98-7534	Nut	50 14 1	98-7778	Asm-Thermostat	62 12 1
98-7540	Cap-Sealing	38 12 1	98-7942	Valve-Flow Control	19 13 1
98-7540	Plug	40 11 2	98-8068	Asm-Hydraulic Cylinder	77 67 1
98-7540	Plug	38 15 3	98-8069	Asm-Hydraulic Cylinder	76 7 1
98-7547	O-Ring	41 11 2	98-8370	Frame-End	61 8 1
98-7568	Bolt	45 5 9	98-9300	Asm-Engine	36 18 1
98-7572	Nut	41 1 1	98-9302	Plate-Idler Stop	7 49 1

*Not Illustrated

TORO PART NUMBER INDEX (Cont.)

Part No.	Description	Pg. No.	Ref. No.	Qty.	Part No.	Description	Pg. No.	Ref. No.	Qty.
98-9303	Cable-Throttle	7	24	1	98-9390	Collet-Valve Spring Set	64	17	6
98-9305	Filter-Water/Fuel Separator	67	34	1	98-9391	Screw-Set	64	13	1
98-9306	Cluster-Warning	11	7	1	98-9392	Bolt	48	2	8
98-9308	Gauge-Temperature	11	8	1	98-9393	Nut	64	3	3
98-9309	Clamp-Muffler	35	9	1	98-9394	Gear-Ring	48	5	1
98-9310	Clamp-Muffler	35	5	1	98-9395	Cap-Sealing	40	9	1
98-9311	Swivel-Cable, Throttle	7	53	1	98-9398	Cap-Sealing	38	8	4
98-9314	Plug-Hood	1	27	1	98-9399	Gasket	39	7	1
98-9315	Switch-Lock, Hood	3	3	1	98-9413	Metal-Side (Std.)	47	14	2
98-9316	Bracket-Latch, Hood	3	8	1	98-9414	Metal-Side (0.2mm)	47	14	2
98-9317	Support-Radiator	33	7	1	98-9415	Metal-Side (0.4mm)	47	14	2
98-9319	Hood	1	8	1	98-9416	Switch	38	23	1
98-9321	Ring-Key	3	1	1	98-9417	Bolt-Eye Joint	42	2	1
98-9322	Screw-HH	36	15	1	98-9418	Bolt-Eye Joint	42	3	1
98-9322	Screw-HSH	35	26	3	98-9419	Pipe-Oil	42	4	1
98-9323	Asm-Expansion Tank	67	43	1	98-9421	Valve-Delivery	53	5	3
98-9335	Plate-Caution	33	21	1	98-9422	Asm-Tappet	53	11	3
98-9338	Hose-Fuel	22	16	1	98-9423	O-Ring	53	2	6
98-9339	Gauge-Fuel	11	1	1	98-9424	Spring-Valve, Delivery	53	6	3
98-9340	Decal-Service	1	25	1	98-9425	Gasket-Valve, Delivery	53	7	3
98-9341	Decal-Clip (English)	7	41	1	98-9426	Pin-Guide, Tappet	53	27	3
98-9342	Decal-Clip (Metric)	7	41	1	98-9427	Seat-Spring, Upper	53	15	3
98-9343	Asm-Hose, Hydraulic	20	38	1	98-9428	Spring-Plunger	53	14	3
98-9344	Asm-Hose, Hydraulic	20	22	1	98-9429	Seat-Spring, Lower	53	13	3
98-9346	Sender-Temp.	35	27	1	98-9430	Screw	53	23	1
98-9347	Asm-Hose, Pressure #3	20	10	1	98-9431	Screw-Air Bleed	56	15	1
98-9347	Asm-Hose, Pressure #3	16	27	1	98-9432	Sleeve-Control	53	16	3
98-9348	Asm-Hose, Pressure #2	16	24	1	98-9433	Shim	53	12	3
98-9348	Asm-Hose, Pressure #2	20	27	1	98-9434	Flange-Sleeve	53	4	3
98-9350	Bolt	49	5	2	98-9435	Gasket	42	5	1
98-9350	Bolt	39	6	22	98-9436	Asm-Cock, Drain	38	17	1
98-9351	Bolt	51	7	2	98-9436	Gasket-Fuel Pump	51	1	1
98-9351	Bolt	46	15	2	98-9437	Bolt	41	23	1
98-9351	Bolt	54	15	2	98-9438	Stud	52	9	2
98-9352	Bolt	45	6	8	98-9439	Nut	50	6	2
98-9353	Bolt	63	8	1	98-9440	Nut-Cap	52	10	2
98-9355	Bolt	41	20	6	98-9441	Nut-Cap	50	2	2
98-9356	Bolt	62	15	1	98-9442	Screw-Countersunk Hd.	53	26	4
98-9356	Bolt	41	19	2	98-9443	Pin-Joint	53	3	3
98-9357	Bolt	63	9	4	98-9445	Gasket	53	20	2
98-9358	Bolt	39	1	1	98-9446	Gasket	53	22	1
98-9359	Bolt	50	12	1	98-9447	O-Ring	53	8	3
98-9360	Bolt	58	6	1	98-9449	Plug-Oil Filler	43	2	1
98-9361	Bolt	52	4	2	98-9450	Pin-Clamp	53	28	1
98-9362	Stud	41	4	2	98-9451	Gasket	53	19	1
98-9362	Stud	55	10	2	98-9452	Screw	53	10	6
98-9363	Stud	41	3	1	98-9453	Pulley-Dynamo	59	2	1
98-9364	Screw w/washer	43	7	2	98-9454	Gasket	43	4	3
98-9365	Screw-Set	64	7	2	98-9455	Nut-Cap	43	3	3
98-9366	Washer-Flat	58	8	1	98-9456	Shim-Injection (0.2mm)	52	7	1
98-9367	Washer-Lock	41	2	1	98-9457	Shim-Injection (0.25mm)	52	7	1
98-9367	Washer-Lock	51	2	2	98-9458	Shim-Injection (0.30mm)	52	8	1
98-9367	Washer-Lock	52	5	4	98-9459	Camshaft-Fuel	49	9	1
98-9367	Washer-Lock	55	8	2	98-9461	Pipe-Oil	42	6	1
98-9368	Washer-Lock	58	7	1	98-9462	Element-Pump	53	1	3
98-9369	Clip-Circular, External	54	2	1	98-9463	Rack-Control	53	24	1
98-9370	Clip-Circular, External	64	9	2	98-9464	Bolt-Joint	53	21	1
98-9371	O-Ring	55	6	1	98-9465	Plate	53	25	1
98-9372	O-Ring	41	10	2	98-9466	Plug	53	18	1
98-9373	O-Ring	47	19	1	98-9467	Asm-Pipe, Fuel	52	*	1
98-9375	Pin-Straight	38	5	2	98-9468	Asm-Holder, Nozzle	57	*	3
98-9375	Pin-Straight	47	12	1	98-9468	Asm-Holder, Nozzle	56	9	3
98-9376	Pin-Straight	38	6	2	98-9470	Piston (0.5mm Oversize)	47	7	3
98-9377	Pin-Straight	38	11	2	98-9471	Cover-Thermostat	62	10	1
98-9378	Key-Feather	46	3	1	98-9472	Spring-Return	55	14	1
98-9379	Plug	38	20	3	98-9473	Pulley-Fan Drive	58	21	1
98-9380	Ball	41	13	1	98-9474	Asm-Alternator	59	*	1
98-9381	Bearing-Ball	49	12	1	98-9474	Asm-Alternator	58	19	1
98-9382	Bearing-Ball	49	10	1	98-9477	Hook-Engine	40	2	1
98-9383	Bearing-Ball	49	7	1	98-9478	Hook-Engine	40	8	1
98-9384	Tube-Fuel	52	2	1	98-9479	Bolt-Cylinder Head	40	4	12
98-9385	Washer-Flat	64	2	3	98-9482	Seal-Oil	41	22	1
98-9386	Plug	39	10	1	98-9483	Seal-Oil	45	7	1
98-9387	Pin-Pipe	38	21	2	98-9484	Bolt-Bearing Case	45	2	6
98-9389	Cap-Sealing	40	7	2	98-9485	Bolt-Bearing Case	45	10	2

*Not Illustrated

TORO PART NUMBER INDEX (Cont.)

Part No.	Description	Pg. Ref. No. No. Qty.	Part No.	Description	Pg. Ref. No. No. Qty.
98-9486	Plate-End, Rear	48 1 1	98-9570	Bearing-Miniature	54 3 1
98-9487	Cover-Bearing Case	45 8 1	98-9571	Bearing-Miniature	54 9 1
98-9488	Plate-Breather Element	43 9 1	98-9572	Lever-Speed Control	55 5 2
98-9489	Plate-Breather Element	43 11 1	98-9573	Stay-Dynamo	58 4 1
98-9490	Oil Shield-Breather	43 8 1	98-9574	Pipe-Water	63 11 1
98-9491	Pipe-Breather	43 6 1	98-9575	Asm-Pump, Water	63 1 1
98-9492	Joint-Breather Pipe	43 5 1	98-9576	Asm-Seal	63 5 1
98-9493	Element-Breather	43 10 1	98-9577	Pipe-Return, Water	63 4 1
98-9494	Valve-Inlet	64 21 3	98-9578	Pipe-Return, Water	62 2 1
98-9497	Cap-Valve	64 18 6	98-9579	Band Pipe	62 1 2
98-9498	Retainer-Valve Spring	64 16 6	98-9580	Pipe-Return, Water	62 4 1
98-9499	Guide-Inlet Valve	40 5 3	98-9581	Impeller-Water	63 6 1
98-9500	Guide-Exhaust Valve	40 6 3	98-9582	Flange-Pump, Water	63 2 1
98-9501	Asm-Arm, Rocker	64 5 6	98-9583	Bearing	63 3 1
98-9502	Screw-Adjusting	64 6 6	98-9584	Pulley-Fan	58 5 1
98-9503	Nut	64 4 6	98-9585	Bolt	58 22 1
98-9504	Spring-Rocker Arm	64 12 2	98-9586	Bolt	41 21 1
98-9505	Bracket-Rocker Arm	64 11 3	98-9587	Bolt	42 7 2
98-9506	Stud	64 19 3	98-9589	Nut	55 1 2
98-9507	Washer-Shaft, Rocker Arm	64 10 2	98-9590	Nut-Cap	49 1 1
98-9508	Washer-Shaft, Rocker Arm	64 1 2	98-9591	Pin-Band	42 8 1
98-9509	Push Rod	46 5 6	98-9592	Screw	41 7 5
98-9510	Stopper-Camshaft	46 2 1	98-9593	Washer-Flat	54 10 1
98-9511	Stopper-Fuel, Camshaft	49 6 1	98-9594	Washer-Flat	55 2 2
98-9512	Gear-Cam	46 1 1	98-9595	Key-Woodruff	49 8 1
98-9513	Pin-Piston	47 5 3	98-9596	Joint-Eye	52 3 1
98-9514	Clip-Circular, Piston Pin	47 4 6	98-9597	Plug	38 14 3
98-9515	Bushing-Piston Pin	47 3 3	98-9598	Plug	41 18 2
98-9517	Bolt-Connecting Rod	47 1 6	98-9599	Plug	38 4 1
98-9519	Metal-Crankpin (0.2mm)	47 2 3	98-9601	Clamp-Pipe	42 9 1
98-9520	Metal-Crankpin (0.4mm)	47 2 3	98-9602	Asm-Coupler, Lock	58 14 1
98-9521	Collar-Crankshaft	47 20 1	98-9612	Asm-Shaft, Rocker Arm	64 8 1
98-9522	Sleeve-Crankshaft	47 13 1	98-9613	Gasket-Cylinder Head	40 10 1
98-9526	Metal-Crankshaft (0.2mm)	47 16 1	98-9614	Asm-Cover, Cylinder Head	43 13 1
98-9527	Metal-Crankshaft (0.4mm)	47 16 1	98-9615	Gasket-Head Cover	43 12 1
98-9528	Metal-Crankshaft (0.2mm)	47 18 1	98-9616	Tappet	46 4 6
98-9529	Metal-Crankshaft (0.4mm)	47 18 1	98-9619	Asm-Piston Ring (0.5mm)	47 6 3
98-9530	Metal-Crankshaft	47 17 2	98-9619	Asm-Piston Ring (Std.)	47 6 3
98-9531	Metal-Crankshaft	47 17 2	98-9621	Asm-Pipe, Overflow	56 8 1
98-9532	Gear-Crankshaft	47 9 1	98-9622	Pipe-Injection	56 3 1
98-9533	Shaft-Gear, Idle	46 9 1	98-9623	Plug-Glow	56 11 3
98-9534	Clip-Circular, Idle Gear	46 14 1	98-9624	Asm-Pipe, Overflow	56 6 1
98-9535	Collar-Gear, Idle	46 10 1	98-9625	Valve-Exhaust	64 20 3
98-9536	Collar-Gear, Idle	46 13 1	98-9626	Spring-Valve	64 15 6
98-9537	Bolt-Flywheel	48 3 6	98-9627	Gauge-Oil	44 1 1
98-9538	Filter-Oil	39 2 1	98-9630	Pin-Start Spring	38 7 1
98-9539	Pin-Pipe	38 9 1	98-9631	Cord-Glow Plug	56 10 1
98-9540	Asm-Rotor, Oil Pump	41 9 1	98-9632	Gasket-Pump, Water	63 7 1
98-9541	Cover-Oil Pump	41 8 1	98-9633	Gasket-Gear Case	41 6 1
98-9542	Gear-Oil Pump Drive	47 8 1	98-9634	Gasket-Bearing Case	45 3 1
98-9543	Seal-Valve	41 14 1	98-9635	Gasket-Bearing Case Cover	45 4 1
98-9544	Spring	41 12 1	98-9637	Gasket	55 12 1
98-9545	Band-Pipe	52 1 2	98-9638	Gasket-Flange, Water	62 13 1
98-9547	Cam-Fuel	49 2 1	98-9640	Cover-Pump	50 13 1
98-9548	Washer	49 3 1	98-9641	Cover	41 26 1
98-9549	Bolt	61 9 2	98-9642	Asm-Crankshaft	47 * 1
98-9550	Piston (Std.)	47 7 3	98-9643	Asm-Pump, Injection	52 6 1
98-9552	Asm-Rod, Connecting	47 * 3	98-9643	Asm-Pump, Injection	53 17 1
98-9553	Metal-Crankpin (Std.)	47 2 3	98-9644	Asm-Shaft, Governor	49 14 1
98-9554	Metal-Crankshaft (Std)	47 18 1	98-9645	Spring-Start	54 5 1
98-9555	Metal-Crankshaft (Std Set)	47 17 2	98-9646	Gasket-Oil Pan	39 4 1
98-9556	Metal-Crankshaft (Std)	47 16 1	98-9647	Bolt-Cylinder Head	40 13 2
98-9557	Bolt-Adjusting	50 8 1	98-9649	Asm-Gear, Idle	46 11 1
98-9558	Cap	50 1 2	98-9650	Bushing-Gear, Idle	46 12 1
98-9559	Asm-Weight, Governor	49 19 2	98-9651	Asm-Cartridge, Oil	42 20 1
98-9560	Shaft-Governor Weight	49 17 2	98-9652	Holder-Valve, Delivery	53 9 3
98-9561	Holder-Gear, Governor	49 22 1	98-9654	Pipe-Injection	56 4 1
98-9562	Holder-Gear, Governor	49 21 1	98-9655	Pipe-Injection	56 5 1
98-9563	Sleeve-Governor	49 16 1	98-9656	Bushing-Governor, Gear	38 1 1
98-9564	Washer-Thrust	49 15 1	98-9657	Clip-Circular, Gov. Shaft	49 11 1
98-9565	Screw-Set	49 13 1	98-9658	Asm-Lever, Governor	55 11 1
98-9566	Shaft-Lever, Fork	54 12 1	98-9659	Lever-Fork	54 11 1
98-9567	Collar	54 1 1	98-9660	Lever-Thrust	54 6 1
98-9568	Collar	54 8 1	98-9661	Asm-Plate, Control	55 9 1
98-9569	Cover-Shaft, Fork Lever	54 14 1	98-9662	Lever-Speed Control	55 3 1

*Not Illustrated

TORO PART NUMBER INDEX (Cont.)

Part No.	Description	Pg. No.	Ref. No.	Qty.	Part No.	Description	Pg. No.	Ref. No.	Qty.
98-9663	Lever-Engine Stop	55	17	1	98-9766	Kit-U-Joint	35	21	2
98-9664	Shaft-Stop Lever	55	13	1	98-9767	Yoke-Slip Tube	35	24	1
98-9666	Key	47	10	1	98-9768	Yoke-End	35	25	1
98-9668	Plug	38	13	1	98-9769	Yoke-Flange	35	23	1
98-9669	Gear-Injection Pump	49	4	1	98-9771	Asm-Cover	68	3	1
98-9673	Gear-Governor	49	20	1	98-9772	Head-Filter	69	1	1
98-9674	Packing	50	10	1	98-9773	Plug-Base, Filter	69	5	1
98-9675	Plug	38	22	1	98-9774	O-Ring, Filter Base	69	3	1
98-9676	V-Belt	58	20	1	98-9775	Base-Filter	69	4	1
98-9677	Asm-Pump, Fuel	51	4	1	98-9776	Plug-Head, Filter	69	8	1
98-9678	Asm-Apparatus, Idle	50	*	1	98-9777	Asm-Valve, Drain	69	10	1
98-9679	Asm-Bolt, Adjusting	50	3	1	98-9779	Rotary Cartridge Kit	17	30	2
98-9680	Asm-Lever, Fork	54	*7	1	98-9781	Fitting-Hydraulic 90°	16	25	1
98-9681	Spring-Governor	54	4	1	98-9782	Kit-Lift Control	11	41	1
98-9682	Gasket	54	13	1	98-9783	Tube-Interlock	12	62	1
98-9683	Gasket-Solenoid Cover	51	5	1	98-9788	Decal-Instructions	67	40	1
98-9684	Gasket-Gear Case	41	25	1	98-9794	Muffler	35	1	1
98-9685	Oil Pan	39	5	1	98-9796	Asm-Pump, Gear	31	18	1
98-9688	Metal-Side (Std.)	47	15	2	98-9797	Kit-Housing, Section 2	32	*	1
98-9689	Metal-Side (0.2mm)	47	15	2	98-9798	Kit-Housing, Section 1	32	*	1
98-9690	Metal-Side (0.4mm)	47	15	2	98-9799	Kit-Housing, Section 3	32	*	1
98-9691	Asm-Flywheel	48	4	1	99-8300	Asm-Crankcase	38	19	1
98-9692	Roller	49	18	2	99-8301	Nut	57	1	3
98-9693	Solenoid-Stop	51	6	1	99-8302	Washer-Adjusting	57	4	3
98-9694	Seat-Heat	56	13	3	99-8303	Spring-Nozzle	57	5	3
98-9696	Asm-Coupler	58	18	1	99-8304	Piece-Distance	57	7	3
98-9697	Connector	58	17	1	99-8305	Push Rod	57	6	3
98-9698	Connector	58	16	1	99-8306	Nut-Nozzle	57	9	3
98-9699	Terminal	58	15	7	99-8307	Washer	57	2	3
98-9700	Asm-Terminal	58	9	1	99-8308	Piece-Nozzle	57	8	3
98-9701	Terminal	58	10	1	99-8309	Asm-Washer, Adjusting	57	10	3
98-9702	Sleeve	58	11	1	99-8310	Washer-Adj. (0.10mm)	57	*	3
98-9703	Terminal	58	12	1	99-8311	Washer-Adj. (0.20mm)	57	*	3
98-9704	Sleeve	58	13	1	99-8312	Washer-Adj. (0.30mm)	57	10	3
98-9705	Asm-Starter	61	*	1	99-8313	Washer-Adj. (0.40mm)	57	*	3
98-9705	Asm-Starter	60	2	1	99-8314	Washer-Adj. (0.50mm)	57	*	3
98-9711	Cord-Stop, Solenoid	61	13	1	99-8315	Washer-Adj. (0.52mm)	57	*	3
98-9712	Band-Cover	61	11	1	99-8316	Washer-Adj. (0.54mm)	57	*	3
98-9713	Asm-Flange, Water	62	3	1	99-8317	Washer-Adj. (0.56mm)	57	*	3
98-9714	Clamp-Hose	42	10	2	99-8318	Washer-Adj. (0.58mm)	57	*	3
98-9717	Clamp	63	10	2	99-8319	Washer-Adj. (0.80mm)	57	*	3
98-9719	Thermoswitch	62	5	1	99-8320	Bolt	65	1	2
98-9721	Pipe-Oil	42	11	1	99-8321	Manifold-Inlet	65	2	1
98-9722	O-Ring	42	21	1	99-8322	Band-Pipe	65	3	1
98-9723	Asm-Holder	42	12	1	99-8323	Hose-Inlet	65	4	1
98-9724	Pipe-Cooler, Oil	42	13	1	99-8324	Band-Pipe	65	5	1
98-9725	Pipe-Return, Water	42	14	1	99-8325	Nut	65	6	6
98-9726	Band-Pipe	42	15	4	99-8326	Manifold-Exhaust	65	7	1
98-9727	Collar	42	16	1	99-8327	Gasket-Exhaust	65	8	1
98-9728	Asm-Cooler, Oil	42	17	1	99-8328	Stud	65	9	6
98-9729	O-Ring	42	18	1	99-8329	Gasket-Intake	65	10	1
98-9740	Bracket-Support, Fan	37	48	1	99-8330	Bolt	65	11	3
98-9741	Bracket-Mount, Fan	37	57	1	99-8331	Bolt	65	12	1
98-9742	Valve-Flow Control	16	31	1	99-8332	Asm-Charger, Turbo	66	1	1
98-9742	Valve-Flow Control	77	71	1	99-8333	Gasket	66	2	1
98-9743	Pulley-Fan	36	5	1	99-8334	Bolt	66	3	1
98-9744	Belt-V	36	44	1	99-8335	Flange-Muffler	66	4	1
98-9748	Support-Bracket, Filter	22	30	1	99-8336	Bolt	66	5	3
98-9749	Bracket-Mount, Throttle	37	47	1	99-8337	Bolt	66	6	2
98-9750	Decal-Diagnostic-ACE	9	1	1	99-8338	Nut	66	7	3
98-9751	Decal-Diag. (Danish)	9	1	1	99-8339	Washer-Lock	66	8	3
98-9752	Decal-Diag. (Dutch)	9	1	1	99-8340	Gasket	66	9	1
98-9753	Decal-Diag. (Finnish)	9	1	1	99-8341	Stud	66	10	3
98-9754	Decal-Diag. (French)	9	1	1	99-8342	Stud	66	11	4
98-9755	Decal-Diag. (German)	9	1	1	99-8343	Gasket-Muffler	66	12	1
98-9756	Decal-Diag. (Italian)	9	1	1	99-8344	Asm-Cylinder Head	40	3	1
98-9757	Decal-Diag. (Japan)	9	1	1	99-8345	Asm-Case, Main Bearing	45	1	1
98-9758	Decal-Diag. (Norwegian)	9	1	1	99-8346	Gasket	42	1	4
98-9759	Decal-Diag. (Portuguese)	9	1	1	99-8347	Joint-Drain, Pipe	38	16	1
98-9760	Decal-Diag. (Spanish)	9	1	1	99-8348	Bolt	55	18	1
98-9761	Kit-Hydraulic Hose	20	*	1	99-8350	Key-Switch	3	2	1
98-9762	Decal-Diag. (Swedish)	9	1	1	99-8351	Filter-Fuel	22	1	1
98-9763	Asm-Element	68	2	1	99-8352	Switch-Backlap	33	44	1
98-9764	Element-Spin On	69	2	1	99-8353	Kit-Individual Pieces	32	*	1
98-9765	Yoke-Shaft	35	18	1	99-8356	Kit-Head W/Label	23	1	1

*Not Illustrated

TORO PART NUMBER INDEX (Cont.)

Part No.	Description	Pg. Ref. No. No. Qty.	Part No.	Description	Pg. Ref. No. No. Qty.
99-8357	Kit-Bowel	23 4 1	237-78	O-Ring	19 4 8
99-8358	Kit-Element	23 2 1	237-78	O-Ring	16 7 6
99-8359	O-Ring	23 3 1	237-78	O-Ring	69 7 1
99-8360	Asm-Case, Main Bearing	45 9 1	237-78	O-Ring	78 12 4
99-8361	Asm-Case, Main Bearing	45 11 1	237-78	O-Ring	70 20 2
99-8362	Asm-Camshaft	46 7 1	237-78	O-Ring	24 22 1
99-8371	Nut-Hex.	61 12 1	237-79	O-Ring	16 9 6
99-8372	Asm-Switch, Magnetic	61 14 1	237-79	O-Ring	17 10 1
99-8373	Clutch	61 17 1	237-79	O-Ring	31 17 3
99-8374	Frame-Drive End	61 19 1	237-79	O-Ring	20 18 10
99-8375	Cover-Cord	61 23 1	237-79	O-Ring	24 18 2
99-8376	Nut	61 25 1	237-79	O-Ring	14 45 1
99-8377	Nut-Flange	56 17 3	237-80	O-Ring	17 20 1
99-8378	Washer-Plain	56 18 3	237-81	O-Ring	14 12 4
99-8379	Pipe-Water	63 12 1	237-81	O-Ring	24 25 2
99-8380	Complete Lever & Fork	54 16 1	237-81	O-Ring	16 26 1
99-8381	Asm-Case, Gear	41 5 1	237-101	O-Ring	14 7 1
99-8382	Plug	40 14 1	237-141	Bumper	1 6 2
99-8383	Asm-Pipe, Oil	42 19 1	237-146	O-Ring	31 19 1
99-8385	Seal-Valve Stem	64 14 6	237-156	O-Ring	17 16 2
217-120	Rim	25 52 2	237-161	O-Ring	24 36 1
217-121	Rim	70 38 2	237-163	O-Ring	31 9 1
218-446	Nut-Locking	11 10 1	237-165	Grommet	70 9 2
218-447	Washer-E.T.L.W.	11 11 1	237-181	O-Ring	25 51 1
218-498	Nut-Hex.	11 4 2	240-3	Grommet	34 57 2
218-498	Nut-Lock	34 54 2	240-5	Grommet-Rubber	20 28 4
218-533	Lens-Red	4 36 1	240-11	Grommet	22 23 3
218-535	Nut-Lock	4 33 1	240-11	Grommet	14 39 3
218-536	Washer-Lock	4 34 1	242-34	Stud-Flange, Axle	28 9 10
218-574	Fuse-7.5A	11 20 1	2411-36	Bearing-Rod End	6 2 1
218-578	Fuse-10A	11 20 3	2412-34	Clamp-Hose	31 2 1
218-589	Washer-Lock	11 29 1	2412-34	Clamp-Hose	33 15 4
218-594	Fuse-20A	11 20 1	2412-34	Clamp-Hose	14 18 3
219-19	Lamp-Green	12 * 1	2412-36	Clamp-Drain	22 26 1
231-134	Tire	25 53 2	2412-42	Clamp-Hose	67 1 1
231-141	Tire	70 37 2	2412-92	Clamp-Hose	36 14 1
232-27	Stem-Valve	24 3 2	2412-93	Clamp-R	7 18 1
232-35	Valve-Stem	70 40 2	2412-93	Clamp-R	14 32 2
233-17	Knob-Parking Brake	4 9 1	2412-98	Clamp-Hose	22 4 1
233-42	Knob	6 19 1	2412-98	Clamp-Hose	33 31 1
233-42	Knob-Throttle	7 34 1	2412-103	Clamp-R	33 29 2
237-21	O-Ring	18 2 7	2412-108	Clamp	67 39 4
237-21	O-Ring	19 2 7	2412-108	Clamp-Hose	22 11 4
237-21	O-Ring	20 4 5	2412-126	Clamp-R	12 53 1
237-21	O-Ring	76 5 8	2412-129	Clamp-Hose	24 27 2
237-21	O-Ring	78 14 4	2412-133	Clamp-R	7 42 2
237-21	O-Ring	16 18 4	2412-146	Clamp-Spring	22 34 2
237-21	O-Ring	70 22 2	251-8	Bearing-Ball	73 6 2
237-22	O-Ring	16 1 1	251-77	Collar-Locking	75 25 1
237-22	O-Ring	18 14 2	251-259	Bearing-Ball	30 11 2
237-22	O-Ring	4 14 5	251-263	Bearing-Ball	73 25 2
237-22	O-Ring	31 15 1	251-318	Bearing-Ball	36 7 2
237-22	O-Ring	24 20 2	251-337	Bearing-Ball	75 26 1
237-22	O-Ring	14 23 6	251-344	Bearing-Ball	71 4 1
237-22	O-Ring	20 36 4	251-345	Bearing-Ball	71 13 1
237-22	O-Ring	34 47 2	251-347	Bearing-Ball	73 12 2
237-30	O-Ring	31 11 2	251-348	Bearing-Ball	73 3 2
237-30	O-Ring	17 12 1	251-349	Bearing-Ball	73 17 2
237-30	O-Ring	16 13 7	251-350	Bearing-Ball	71 18 2
237-30	O-Ring	20 19 19	253-155	Seal	75 13 2
237-42	O-Ring	16 3 2	254-65	Cone-Tapered Bearing	27 28 2
237-42	O-Ring	17 5 2	254-66	Cup-Tapered Bearing	27 27 2
237-42	O-Ring	69 6 1	254-91	Cone-Bearing	27 23 1
237-42	O-Ring	76 6 2	254-108	Bearing-Roller, Tapered	71 31 1
237-42	O-Ring	19 12 2	254-109	Bearing-Roller, Tapered	71 39 1
237-42	O-Ring	18 16 2	256-42	Bushing-Sleeve	6 34 2
237-42	O-Ring	14 25 4	256-113	Bushing-Flange	30 19 2
237-42	O-Ring	15 49 1	256-115	Washer-Thrust	78 26 8
237-65	O-Ring	14 10 5	256-115	Washer-Thrust	76 41 11
237-65	O-Ring	16 22 1	256-236	Bearing-Flange	6 24 4
237-65	O-Ring	34 50 2	256-287	Bushing-Flange	78 38 4
237-78	O-Ring	17 1 12	281-7	Plug-Pipe, Square Hd.	73 37 2
237-78	O-Ring	20 2 5	281-10	Plug-Socket, Hex.	73 27 2
237-78	O-Ring	76 3 6	281-13	Plug-Pipe	67 36 2
237-78	O-Ring	18 4 7	282-4	Clevis-Spring	78 3 2

*Not Illustrated

TORO PART NUMBER INDEX (Cont.)

Part No.	Description	Pg. No.	Ref. No.	Qty.	Part No.	Description	Pg. No.	Ref. No.	Qty.
282-4	Clevis-Spring	76	21	3	323-9	Screw-HH	70	11	2
283-6	Pin-Clevis	78	10	2	323-9	Screw-HH	67	14	1
283-6	Pin-Clevis	76	15	3	323-10	Screw-HH LH	36	33	1
283-58	Pin-Clevis	6	30	4	323-11	Screw-HH	76	39	1
284-3	Plug-Welch	75	20	1	323-12	Screw-HH	31	4	2
285-22	Plug-Pipe	69	9	1	323-12	Screw-HH	24	32	2
302-5	Fitting-Grease	75	4	2	323-12	Screw-HH	77	56	2
302-5	Fitting-Grease	74	7	2	323-12	Screw-HH RH	36	27	3
302-5	Fitting-Grease	76	11	6	323-20	Screw-HH	25	49	2
302-5	Fitting-Grease	80	13	1	324-7	Screw-HH	24	29	4
302-5	Fitting-Grease	81	13	1	325-2	Screw-HH	34	65	2
302-5	Fitting-Grease	82	13	1	325-4	Screw-HH	78	35	4
302-5	Fitting-Grease	83	13	1	325-4	Screw-HH	77	59	6
302-5	Fitting-Grease	30	20	1	325-5	Screw-HH	70	3	4
302-5	Fitting-Grease	35	22	2	325-5	Screw-HH	84	6	9
302-5	Fitting-Grease	78	29	4	325-7	Screw-HH	24	13	2
302-5	Fitting-Grease	6	39	1	325-12	Screw-HH	67	30	2
302-10	Fitting-Grease 45°	36	10	1	327-2	Screw-HH	70	4	1
302-11	Fitting-Grease	70	49	1	328-7	Screw-HH	76	18	4
302-55	Fitting-Grease	70	34	2	328-12	Screw-HH	76	13	2
302-58	Fitting-Grease	75	10	1	3210-8	Screw-HH	26	19	8
304-46	Drain-Radiator	33	10	1	3212-4	Bolt	7	52	2
304-46	Fitting-Drain	22	27	1	3212-4	Screw-HH	84	*	2
304-73	Fitting-Barbed	22	2	1	3213-2	Screw-HH	37	60	8
321-2	Screw-HH	24	6	1	3217-6	Nut-Hex	8	32	1
321-4	Screw-HH	3	6	2	3217-6	Nut-Hex.	30	28	1
321-4	Screw-HH	33	23	7	3217-9	Nut-Hex.	67	32	2
321-4	Screw-HH	7	31	1	3217-9	Nut-Lock	84	7	3
321-5	Screw-HH	67	23	2	3218-1	Nut-Jam	25	50	1
321-8	Screw-HH	22	31	1	3220-3	Nut-Jam	6	1	2
321-11	Screw-HH	19	6	4	3220-6	Nut	5	27	1
321-15	Screw-HH	11	33	3	3220-6	Nut-Steering Wheel	4	8	1
321-18	Screw-HH	18	5	4	3230-2	Bolt-Carriage	36	13	1
321-23	Screw-HH	14	13	2	3230-3	Bolt-Carriage	75	1	3
321-39	Screw-HH	1	15	7	3234-5	Screw-HFH	2	55	1
321-39	Screw-HH	11	26	2	3234-5	Screw-HHF	2	34	1
322-2	Screw-HH	33	36	4	3234-5	Screw-Whiz Lock	33	3	6
322-2	Screw-HH	37	49	4	3234-7	Screw-HHF (Europe)	2	42	1
322-3	Screw-HH	7	14	13	3234-14	Screw-HWH	2	33	14
322-3	Screw-HH	30	18	2	3234-29	Screw	67	41	2
322-3	Screw-HH	6	25	8	3234-29	Screw-HHF	37	55	6
322-3	Screw-HH	16	28	4	3245-35	Screw-Set	75	24	1
322-3	Screw-HH	1	30	4	3250-29	Screw-HH	7	7	4
322-3	Screw-HH	11	35	2	3253-3	Washer-Lock	24	7	1
322-4	Screw-HH	67	11	3	3253-3	Washer-Lock	75	16	6
322-4	Screw-HH	22	28	1	3253-3	Washer-Lock	7	30	1
322-4	Screw-HH	2	40	2	3253-3	Washer-Lock	11	32	3
322-4	Screw-HH	37	53	9	3253-4	Washer-Lock	4	2	2
322-5	Screw-HH	78	6	3	3253-4	Washer-Lock	7	13	4
322-5	Screw-HH	19	17	2	3253-4	Washer-Lock	78	16	2
322-5	Screw-HH	1	19	4	3253-4	Washer-Lock	30	17	2
322-5	Screw-HH	76	26	3	3253-4	Washer-Lock	1	20	4
322-5	Screw-HH	67	28	2	3253-4	Washer-Lock	16	29	4
322-5	Screw-HH	12	54	1	3253-4	Washer-Lock	33	39	4
322-5	Screw-HH	34	60	4	3253-4	Washer-Lock	36	43	6
322-6	Screw-HH	78	17	4	3253-5	Washer-Lock	31	5	2
322-6	Screw-HH	8	30	1	3253-6	Washer-Lock	84	*	2
322-6	Screw-HH	36	38	8	3253-6	Washer-Lock	8	25	2
322-6	Screw-HH	67	42	2	3253-6	Washer-Lock	7	51	2
322-7	Screw-HH	30	10	1	3253-7	Washer-Lock	84	5	9
322-8	Screw-HH	75	19	4	3253-7	Washer-Lock	78	39	4
322-9	Screw-HH	35	19	2	3253-7	Washer-Lock	77	58	6
322-10	Screw-HH	30	3	1	3253-7	Washer-Lock	37	61	8
322-12	Screw-HH	78	32	2	3253-7	Washer-Lock	34	64	2
322-13	Screw-HH	18	29	4	3253-15	Washer-Lock	22	8	5
322-13	Screw-HH	76	35	6	3253-19	Washer-Lock	12	*71	2
322-13	Screw-HH	79	50	3	3253-21	Washer-Lock	67	15	1
323-4	Screw-HH	7	2	2	3253-21	Washer-Lock	24	33	2
323-4	Screw-HH	14	43	2	3253-21	Washer-Lock	14	42	2
323-6	Screw-HH	35	3	4	3253-21	Washer-Lock	37	50	1
323-6	Screw-HH	36	12	2	3253-27	Washer-Lock	67	31	2
323-6	Screw-HH	79	54	2	3253-33	Washer-Lock	8	31	1
323-7	Screw-HH	70	1	4	3255-8	Washer-Lock	36	16	2
323-8	Screw-HH	36	45	1	3255-8	Washer-Lock ETLW	4	15	1
323-9	Screw-HH	6	3	1	3255-8	Washer-Lock Ext. Tooth	37	52	1

*Not Illustrated

TORO PART NUMBER INDEX (Cont.)

Part No.	Description	Pg. Ref. No. No. Qty.	Part No.	Description	Pg. Ref. No. No. Qty.
3256-1	Washer-Flat	3 7 2	3290-379	Tie-Cable	76 14 3
3256-1	Washer-Flat	11 13 5	3290-410	Tie-Cable, Push On	4 * 4
3256-1	Washer-Flat	1 14 10	3290-461	Washer-Belleville	6 21 1
3256-1	Washer-Flat	4 29 2	3290-488	Boot-Lift Control	11 40 1
3256-2	Washer-Flat	33 34 4	3290-489	Knob-Lift Control	11 3 1
3256-3	Washer-Flat	1 31 4	3296-2	Nut-Lock	11 18 4
3256-3	Washer-Flat	11 34 3	3296-3	Nut-Lock	7 27 1
3256-4	Washer-Flat	35 4 8	3296-9	Nut-Hex.	30 24 2
3256-5	Washer-Flat	8 4 1	3296-16	Nut-Lock	3 9 2
3256-6	Washer-Flat	78 40 4	3296-20	Nut-Lock	4 16 4
3256-6	Washer-Flat	77 57 6	3296-20	Nut-Lock	7 54 1
3256-22	Washer-Flat	6 6 2	3296-23	Nut-Lock	70 7 4
3256-22	Washer-Flat	4 11 4	3296-23	Nut-Lock	24 16 2
3256-22	Washer-Flat	33 22 4	3296-29	Nut-Lock	75 6 7
3256-22	Washer-Flat	22 33 1	3296-29	Nut-Lock	30 9 4
3256-22	Washer-Flat	25 54 2	3296-29	Nut-Lock	78 9 11
3256-23	Washer-Flat	78 7 10	3296-29	Nut-Lock	36 19 15
3256-23	Washer-Flat	7 12 8	3296-29	Nut-Lock	35 20 2
3256-23	Washer-Flat	1 18 6	3296-29	Nut-Lock	6 23 8
3256-23	Washer-Flat	76 25 3	3296-29	Nut-Lock	7 23 10
3256-23	Washer-Flat	4 31 6	3296-29	Nut-Lock	67 26 8
3256-23	Washer-Flat	36 34 10	3296-29	Nut-Lock	22 29 1
3256-23	Washer-Flat	33 38 4	3296-29	Nut-Lock	18 30 4
3256-24	Washer-Flat	70 2 2	3296-29	Nut-Lock	77 45 3
3256-24	Washer-Flat	6 4 1	3296-29	Nut-Lock	34 59 2
3256-24	Washer-Flat	8 5 1	3296-39	Nut-Lock	35 6 4
3256-24	Washer-Flat	67 16 1	3296-39	Nut-Lock	70 8 2
3256-24	Washer-Flat	7 19 3	3296-39	Nut-Lock	7 9 3
3256-24	Washer-Flat	76 24 3	3296-39	Nut-Lock	36 28 1
3256-24	Washer-Flat	36 30 5	3296-39	Nut-Lock	78 31 6
3256-24	Washer-Flat	78 30 4	3296-39	Nut-Lock	24 35 2
3256-24	Washer-Flat	14 41 2	3296-39	Nut-Lock	6 38 1
3256-24	Washer-Flat	67 46 2	3296-39	Nut-Lock	70 45 2
3256-26	Washer-Flat	30 2 1	3296-39	Nut-Lock	77 52 2
3256-26	Washer-Flat	84 4 9	3296-42	Nut-Lock	1 13 7
3256-26	Washer-Flat	4 22 1	3296-42	Nut-Lock	14 15 2
3256-26	Washer-Flat	8 24 2	3296-42	Nut-Lock	18 21 4
3256-26	Washer-Flat	34 63 2	3296-42	Nut-Lock	11 22 4
3256-40	Washer-Flat	37 62 4	3296-42	Nut-Lock	33 25 7
3256-46	Washer-Flat	8 20 1	3296-42	Nut-Lock	4 30 2
3256-69	Washer-Thrust	6 31 3	3296-42	Nut-Lock	22 32 1
3256-70	Washer-Flat	18 31 4	3296-44	Nut-Lock	8 22 1
3256-70	Washer-Flat	20 37 4	3296-44	Nut-Lock	76 23 4
3256-70	Washer-Flat	76 37 6	3296-48	Nut-Lock	24 45 4
3256-70	Washer-Plain	79 46 2	3296-51	Nut-Lock	76 19 6
3256-78	Washer-Flat	36 20 1	3296-54	Nut-Lock	7 4 4
3258-166	Screw-PPH	11 12 5	3296-56	Nut-Lock	24 4 2
3258-166	Screw-PPH	4 28 2	3296-59	Nut-Lock	6 22 1
3258-166	Screw-PPH	2 46 3	3296-59	Nut-Lock	37 56 1
3269-10	Washer-Back-up	33 30 7	32104-76	Screw-Thread Forming	77 48 2
3269-13	Rivet-Pop	33 32 17	32105-13	Screw-HH	11 17 4
3269-15	Rivet-Pop	33 5 8	32105-21	Screw	30 4 2
3272-2	Pin-Cotter	6 5 2	32108-9	Screw-Machine	24 12 1
3272-4	Pin-Cotter	1 11 2	32120-74	Ring-Retaining	29 53 1
3272-5	Pin-Cotter	4 17 3	32120-93	Ring-Retaining	78 25 4
3272-10	Pin-Cotter	30 1 1	32120-93	Ring-Retaining	76 29 6
3272-10	Pin-Cotter	78 4 2	32121-2	Pin-Roll	36 4 2
3272-10	Pin-Cotter	76 17 3	32121-6	Pin-Roll	6 9 1
3272-10	Pin-Cotter	4 21 1	32121-16	Pin-Roll	6 32 1
3272-10	Pin-Cotter	7 21 2	32121-27	Pin-Roll	76 2 3
3272-10	Pin-Cotter	6 40 4	32121-27	Pin-Roll	79 62 2
3272-11	Pin-Cotter	70 10 1	32121-34	Pin-Roll	75 18 1
3272-17	Pin-Cotter	73 31 2	32121-38	Pin-Roll	7 22 1
3273-26	Screw-Hex. Socket Hd.	11 45 2	32121-45	Pin-Roll	6 10 2
3274-8	Screw-HH	75 17 6	32121-50	Pin-Roll	6 41 1
3274-34	Screw-Socket Flat Hd.	75 30 1	32121-122	Pin-Roll	78 44 2
3290-271	Rivet-Pop	33 20 2	32121-122	Pin-Roll	77 55 3
3290-354	Plate-Nut	11 36 2	32122-24	Screw-Round Hd.	22 9 5
3290-378	Tie-Cable	20 * 4	32128-20	Nut-Flange Lock	19 18 2
3290-378	Tie-Cable	4 * 3	32128-20	Nut-Lock	67 21 3
3290-378	Tie-Cable	33 17 1	32128-20	Nut-Whiz	33 8 8
3290-378	Tie-Cable	70 25 1	32128-25	Nut-Flange	7 38 4
3290-378	Tie-Cable	78 42 2	32128-26	Nut-Flange	8 21 4
3290-378	Tie-Cable	77 68 5	32128-33	Nut-Flange Head	2 45 3
3290-379	Tie-Cable	78 1 4	32128-33	Nut-Lock	67 9 2

*Not Illustrated

TORO PART NUMBER INDEX (Cont.)

Part No.	Description	Pg. No.	Ref. No.	Qty.	Part No.	Description	Pg. No.	Ref. No.	Qty.
32128-33	Nut-Lock	19	10	4	340-87	Fitting-Hydraulic 45°	14	27	1
32128-33	Nut-Lock, Flange Hd.	12	55	3	340-92	Fitting-Hydraulic Straight	19	3	4
32128-36	Nut-HFH	37	67	3	340-92	Fitting-Hydraulic Straight	16	17	2
32136-13	Nut-Slotted	70	16	2	340-92	Fitting-Hydraulic Straight	18	26	4
32144-4	Screw-TAP	70	19	1	340-98	Fitting-Hydraulic 90°	16	2	2
32144-5	Nut	26	1	8	340-98	Fitting-Hydraulic 90°	20	7	10
32144-10	Screw-HWH	14	33	2	340-101	Fitting-Hydraulic 45°	16	10	2
32144-14	Screw-HH	37	64	2	340-101	Fitting-Hydraulic 45°	17	11	1
32144-14	Screw-HWH	2	49	2	340-103	Fitting-Hydraulic 45°	20	3	5
32144-14	Screw-Self Tapping	77	66	3	340-103	Fitting-Hydraulic 45°	78	13	1
32144-18	Screw-HH	12	46	2	340-124	Fitting-Straight	34	48	2
32144-21	Screw	4	6	1	340-127	Nut-Bulkhead	20	12	4
32144-22	Screw-HH	30	13	4	340-132	Fitting-Hydraulic 90°	18	3	3
32144-26	Screw-TAP	4	1	2	340-132	Fitting-Hydraulic 90°	76	4	5
32144-58	Screw-HSH	20	32	4	340-132	Fitting-Hydraulic 90°	19	8	1
32144-112	Screw-HH	24	8	8	340-132	Fitting-Hydraulic 90°	70	21	2
32144-112	Screw-Thread Forming	26	13	8	340-132	Fitting-Hydraulic 90°	78	22	3
32151-36	Ring-Retaining	79	47	4	340-139	Fitting-Hydraulic 90°	16	23	1
32151-41	Ring-Retaining	21	13	1	340-139	Fitting-Hydraulic 90°	14	35	1
32151-48	Ring-Retaining	78	5	2	340-143	Fitting-Hydraulic 90°	19	11	1
32151-48	Ring-Retaining	76	20	3	340-143	Fitting-Hydraulic 90°	17	18	1
32151-61	Ring-Retaining	78	18	4	340-143	Fitting-Hydraulic 90°	16	32	1
32151-62	Ring-Retaining	24	38	1	340-143	Fitting-Hydraulic 90°	77	70	1
32151-87	Ring-Retaining	75	21	1	351-78	Edging	7	1	1
32152-10	Nut	80	2	1	351-80	Clip	7	40	1
32152-10	Nut	81	2	1	353-508	Plug-Hydraulic	14	40	1
32152-10	Nut	82	2	1	353-512	Fitting-Hydraulic Plug	19	5	2
32152-10	Nut	83	2	1	353-550	Plug-Drain	14	44	1
33014-00	Nut-Lock	35	11	4	353-599	Pin-Dowel	21	3	2
33024-00	Nut-Lock	35	13	1	353-682	Fitting-Hydraulic Straight	14	20	1
33044-00	Washer-Flat	35	8	2	353-783	Fitting-Fuel	22	3	1
33103-025	Screw-HHF	22	25	3	353-783	Fitting-Fuel	67	35	1
33104-020	Screw-HFH	14	38	6	353-989	Plug	17	6	2
33105-025	Screw-HH	14	36	3	353-990	Plug	17	2	11
33114-016	Screw-HH	36	35	2	353-991	Plug	17	17	2
33114-020	Screw-HH	35	29	2	354-20	Fitting-Fuel Tee	22	15	1
33114-025	Screw-HH	35	15	5	354-21	Fitting-Fuel Straight	22	14	1
340-1	Fitting-Hydraulic Straight	19	19	2	354-22	Fitting-Fuel, Straight	22	13	1
340-1	Fitting-Hydraulic Straight	16	40	2	354-46	Ring-Seal	21	8	1
340-1	Fitting-Straight	77	64	2	354-50	Screw-HSH	21	1	4
340-2	Fitting-Hydraulic Straight	18	15	2	354-51	Washer	21	2	4
340-3	Fitting-Hydraulic Straight	31	16	1	354-70	Plug	17	21	1
340-3	Fitting-Hydraulic, Straight	24	19	2	354-72	Fitting-Hydraulic 45°	24	42	1
340-4	Fitting-Hydraulic Straight	16	5	1	354-73	Fitting-Hydraulic Straight	14	24	2
340-4	Fitting-Hydraulic Straight	31	10	2	354-74	Fitting-Hydraulic Plug	14	16	1
340-8	Fitting-Hydraulic Straight	14	11	2	354-75	Fitting-Hydraulic 90°	24	40	1
340-70	Nut-Bulkhead	20	11	2	354-77	Fitting-Hydraulic Test Port	24	23	1
340-71	Fitting-Hydraulic	20	31	2	354-77	Fitting-Test Port	16	11	2
340-77	Fitting-Hydraulic 90°	14	22	1	354-78	Fitting-Hydraulic	31	3	1
340-77	Fitting-Hydraulic 90°	18	27	1	354-79	Cap-Test Port	16	12	2
340-82	Fitting-Hydraulic 90°	15	47	2	354-79	Cap-Test Port	24	24	1

*Not Illustrated

TABLE OF CONTENTS

Description	Page	Description	Page
Frame & Body Asm	1-2	Cam Shaft Asm	46
Hood Switch & Lock Asm	3	Piston & Crankshaft Asm	47
Steering Tower Asm	4	Flywheel Asm	48
Steering Valve Asm No. 75-0600	5	Fuel Camshaft Asm	49
Traction & Brake Pedals Asm	6	Engine Stop Lever Asm	50
Seat & Throttle Asm	7	Stop Solenoid & Fuel Pump Asm	51
Seat Suspension Asm	8	Injection Pump Asm	52
Diagnostic-ACE Display Asm	9	Injection Pump Asm (Continued)	53
Electrical Schematic	10	Governor Asm	54
Control Console Asm	11-12	Speed Control Plate Asm	55
Hydraulic Schematic	13	Nozzle Holder & Glow Plug Asm	56
Hydraulic Reservoir Asm	14-15	Nozzle Holder Asm	57
Hydraulic Control Manifold Asm	16	Alternator & Pulley Asm	58
Control Manifold Asm	17	Alternator Asm	59
Front Hydraulic Manifolds	18	Starter Mount Asm	60
Rear Hydraulic Manifolds	19	Starter Asm	61
Cutting Unit Hydraulic Components	20	Water Flange & Thermostat Asm	62
Reel Motor Asm No. 93-1375	21	Water Pump Asm	63
Fuel Tank Asm	22	Valve & Rocker Arm Asm	64
Fuel Filter Asm	23	Exhaust Manifold & Gasket Asm	65
Front Axle & Transmission Asm	24-25	Turbo Charger Asm	66
Front Axle Asm No. 94-6933	26-27	Engine Components Asm	67
Brake Asm	28	Air Cleaner Asm	68
Transmission Asm No. 75-0012	29	Filter, Water/Fuel Separator	69
Traction Control Asm	30	Rear Axle Installation Asm	70
Gear Pump Installation Asm	31	Rear Axle Asm No. 68-6823	71-73
Hydraulic Pump Asm No. 98-9796	32	Hydraulic Cylinder No. 83-5030	74
Radiator Asm	33-34	Drive Shaft Asm	75
Muffler & Pump Drive Asm	35	Front Lift Arms Asm	76-77
Engine Installation Asm	36-37	Rear Lift Arms Asm	78-79
Crankcase Asm	38	Hydraulic Cylinder Asm No. 93-9311	80
Oil Pan Asm	39	Hydraulic Cylinder Asm No. 93-9310	81
Cylinder Head Asm	40	Hydraulic Cylinder Asm No. 98-8069	82
Gear Case Asm	41	Hydraulic Cylinder Asm No. 98-8068	83
Filter, Oil Cooler & Pipe Asm	42	Roll Over Protection System (R.O.P.S.) Asm.	84
Head Cover Asm	43	Special Tools	85
Dipstick Asm	44	Part Number Index	86-98
Main Bearing Case Asm	45		

IDENTIFICATION AND ORDERING

MODEL AND SERIAL NUMBERS

The Reelmaster® 5400D has two identification numbers; a model number and a serial number. The two numbers are stamped on a decal which is located on the traction unit frame under the seat. In any correspondence concerning the Reelmaster 5400D, supply model and serial numbers to assure that correct information and replacement parts are obtained.

To order replacement parts from an Authorized TORO Service Dealer, supply the following information:

1. Model and serial number of the Reelmaster 5400D.
2. Part number, description, and the quantity of part(s) desired.

NOTE: Do not order by reference number if a parts catalog is being used; use the PART NUMBER.

COUNTRIES OTHER THAN THE UNITED STATES OR CANADA

Customers who have purchased TORO products exported from the United States or Canada should contact their Toro Distributor

(Dealer) to obtain guarantee policies for your country, province or state.

