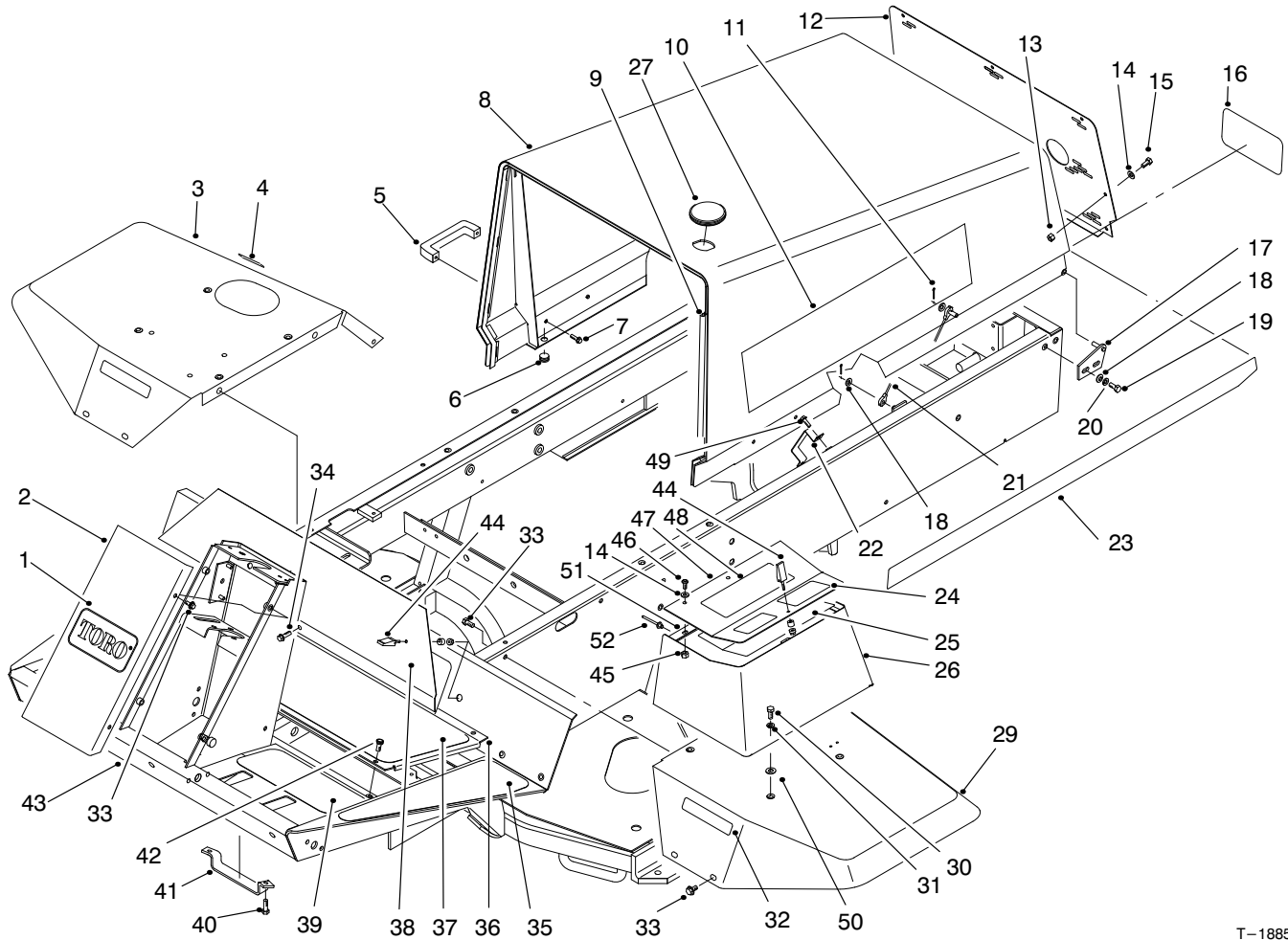


TORO[®]

MODEL NO. 03540-90001 & UP

**PARTS
CATALOG****REELMASTER[®] 5200D 2WD
TRACTION UNIT**

T-1885-7

FRAME & BODY ASM

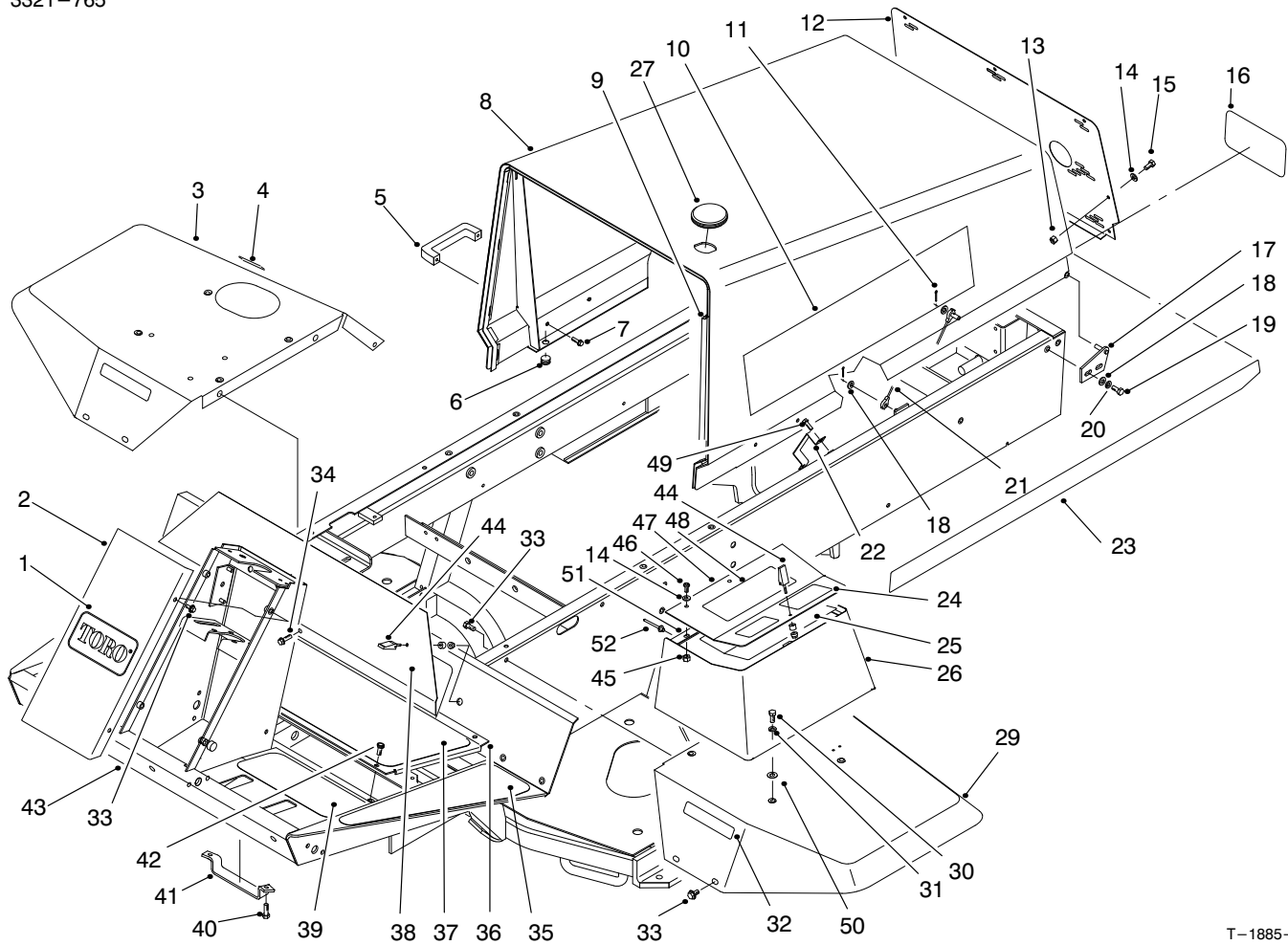
Ref. No.	Part No.	Description	No. Used
1	62-5550	Decal-TORO	1
2	75-1420	Cover-Steering Tower	1
3	93-7579	Fender-RH	1
4	93-6686	Decal-Hyd. Oil	1
5	65-5100	Handle	2
6	237-141	Bumper	2
7	46-8091	Screw-HH	4
8	98-9319	Hood	1
9	93-0081	Strip-Seal	1
10	98-4521	Decal-Reelmaster [®] 5200D	2
11	3272-4	Pin-Cotter	2
12	98-4573	Screen-Hood	1
13	3296-42	Nut-Lock	7
14	3256-1	Washer-Flat	10
15	321-39	Screw-HH	7
16	62-7400	Decal-TORO	1
17	63-6900	Hinge-Hood LH	1

Ref. No.	Part No.	Description	No. Used
17	63-6890	Hinge-Hood RH	1
18	3256-23	Washer-Flat	6
19	322-5	Screw-HH	4
20	3253-4	Washer-Lock	4
21	75-0570	Cable-Hood	1
22	98-4572	Bracket-Hose	1
23	92-5751	Decal-Hood Trim LH	1
*	92-5752	Decal-Hood Trim RH	1
24	93-6698	Decal-Warning	1
25	98-9340	Decal-Service	1
25	95-0832	Decal-Service, Blank (Europe)	1
26	75-5810	Tool Box	1
27	98-9314	Plug-Hood	1
29	75-3860	Fender-LH	1
30	322-3	Screw-HH	4
31	3256-3	Washer-Flat	4

* Not Illustrated

© The TORO Company - 1998
All Rights Reserved

TPS



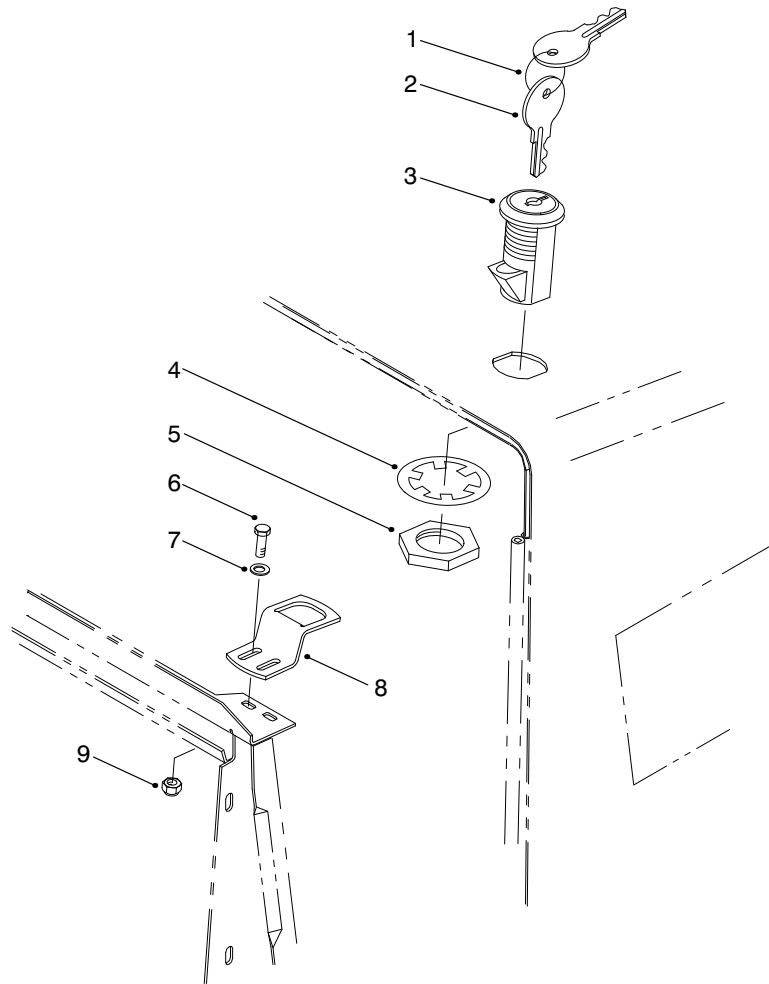
T-1885-7

FRAME & BODY ASM (Continued)

Ref. No.	Part No.	Description	No. Used
32	93-6689	Decal-No Riders	2
33	3234-14	Screw-HWH	14
34	3234-5	Screw-HHF	1
35	75-0650	Tread-Footrest LH	1
*	75-0640	Tread-Footrest RH	1
36	75-1410	Panel-Floor	1
37	75-0630	Tread-Foot Center	1
38	75-1390	Panel-Access	1
39	75-0620	Tread-Foot LH	1
*	75-0610	Tread-Foot RH	1
40	322-4	Screw-HH	2
41	93-3626	Bracket-Hose	1
42	75-6840	Knob-Knurled	3

Ref. No.	Part No.	Description	No. Used
42	3234-7	Screw-HHF (Europe)	1
43	98-4549	Asm-Frame	1
44	74-5950	Asm-Swell Latch	3
45	32128-33	Nut-Flange Head	3
46	3258-166	Screw-PPH	3
47	75-6260	Cover-Tool Box	1
48	93-8051	Decal-Warning	1
49	32144-14	Screw-HWH	2
50	66-2920	Washer-Nylon	4
51	75-5780	Hinge-Cover	1
52	93-8744	Rivet	3
53	98-9315	Switch-Lock, Hood	1

*Not Illustrated



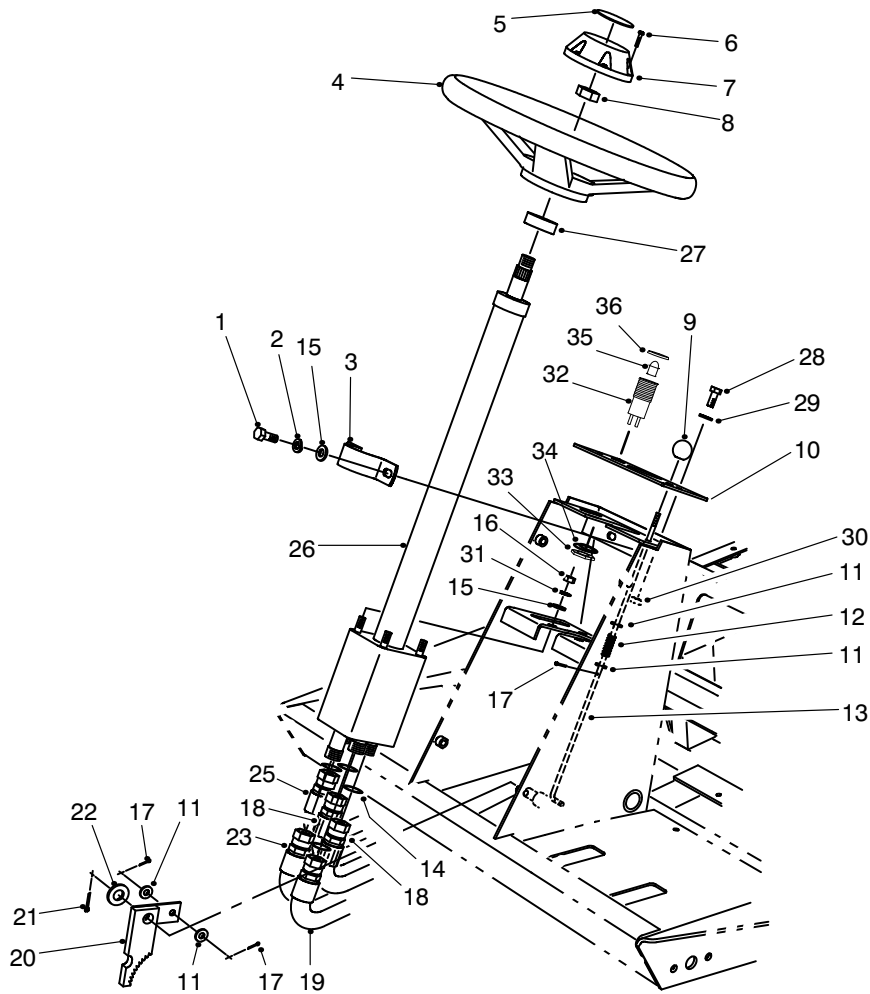
T-3095

HOOD SWITCH & LOCK ASM

Ref. No.	Part No.	Description	No. Used
1	98-9321	Ring-key	1
2	99-8350	Key-Switch	1
3	98-9315	Switch-Lock, Hood (Incl. Ref. #4 & 5)	1
4		Washer-Switch	1

Ref. No.	Part No.	Description	No. Used
5		Nut-Switch	1
6	321-4	Screw-HH	2
7	3256-1	Washer-Flat	2
8	98-9316	Bracket-Latch, Hood	1
9	3296-16	Nut-Lock	2

*Not Illustrated



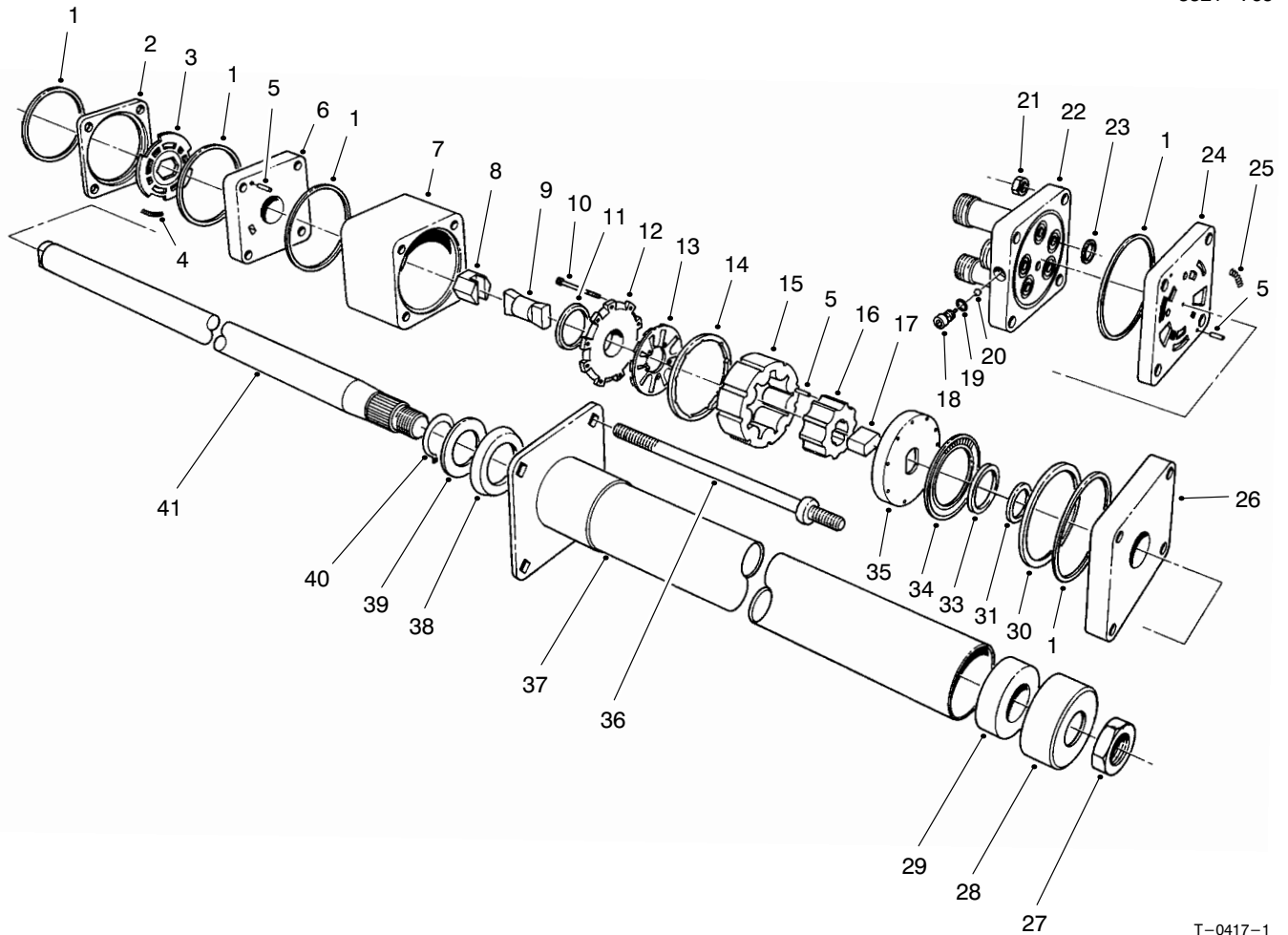
T-1044-2

STEERING TOWER ASM

Ref. No.	Part No.	Description	No. Used
1	32144-26	Screw-TAP	2
2	3253-4	Washer-Lock	2
3	75-2810	Clamp-Steering Valve	1
4	75-0560	Asm-Steering Wheel (Incl. Ref. #6-8)	1
5	68-5370	Decal-TORO	1
6	32144-21	Screw	1
7	68-5140	Cap-Steering Wheel	1
8	3220-6	Nut-Steering Wheel	1
9	233-17	Knob-Parking Brake	1
10	93-6682	Panel-Tower	1
11	3256-22	Washer-Flat	4
12	95-1821	Spring-Compression	1
13	75-1490	Rod-Parking Brake	1
14	237-22	O-Ring	5
15	3255-8	Washer-Lock ETLW	1
16	3296-20	Nut-Lock	4
17	3272-5	Pin-Cotter	3
18	75-6230	Hose-Hydraulic RT	2
19	75-6240	Hose-Hydraulic IN	1

Ref. No.	Part No.	Description	No. Used
20	63-7900	Rack-Parking Brake	1
21	3272-10	Pin-Cotter	1
22	3256-26	Washer-Flat	1
23	75-5940	Hose-Hydraulic AUX	1
25	75-6250	Hose-Hydraulic OUT	1
26	75-0600	Asm-Steering Valve (Incl. Ref. #14)	1
27	21-9260	Seal-Shaft	1
28	3258-166	Screw-PPH	2
29	3256-1	Washer-Flat	2
30	3296-42	Nut-Lock	2
31	3256-23	Washer-Flat	6
32	44-2210	Asm-Lights, Warning (Incl. Ref. #33-36)	1
33	218-535	Nut-Lock	1
34	218-536	Washer-Lock	1
35	93-7480	Bulb-LED	1
36	218-533	Lens-Red	1
*	3290-378	Tie-Cable	3
*	3290-410	Tie-Cable, Push On	4

*Not Illustrated

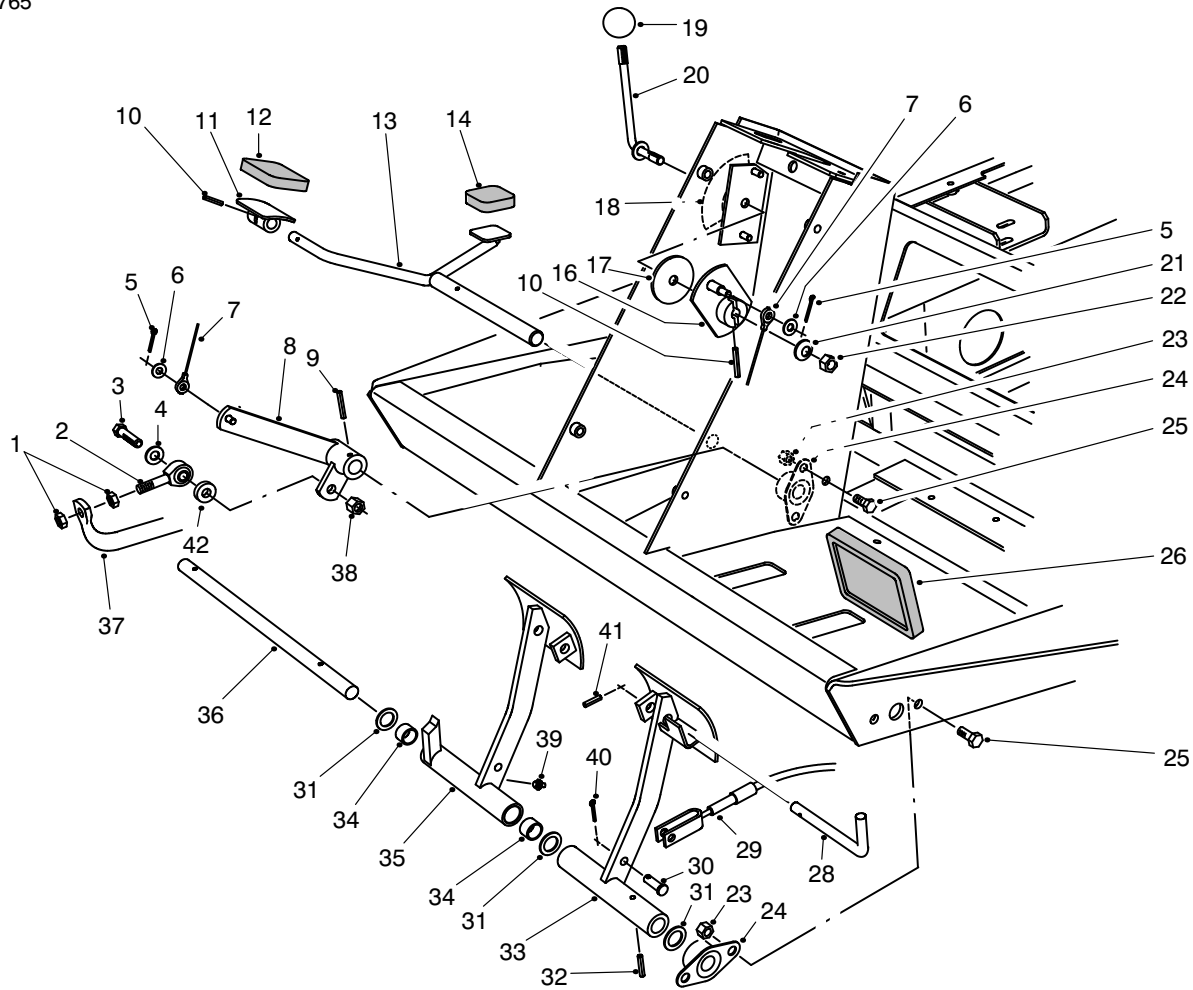


T-0417-1

STEERING VALVE ASM No. 75-0600

Ref. No.	Part No.	Description	No. Used	Ref. No.	Part No.	Description	No. Used
1		Ring-Seal	5	26		Plate-Cover, Upper	1
2		Ring-Valve	1	27	3220-6	Nut	1
3		Plate-Valve	1	28	66-9770	Seal	1
4		Spring	3	29	66-9780	Bushing	1
5		Pin-Alignment	9	30		Spacer-Bearing, Thrust	1
6		Manifold-Isolation	1	31		Spacer-Seal	1
7		Ring-Metering	1	33		Seal-Face	1
8		Asm-Hex Drive	1	34		Bearing-Thrust	1
9		Link-Drive	1	35		Plate-Drive	1
10		Screw-HSH	11	36	93-3609	Bolt-Special	4
11		Seal-Commutator	1	37	66-9860	Upper Cover & Jacket	1
12		Cover-Commutator	1	38	66-9870	Plate-Retaining	1
13		Commutator	1	39	66-9880	Washer-Retaining Plate	1
14		Ring-Commutator	1	40	66-9890	Ring-Retaining	1
15		Stator	1	41	66-9900	Shaft-Input	1
16		Rotor	1	*	66-9970	Kit-Spring (Incl. Ref. #4 & 25)	1
17		Spacer-Drive Link	1	*	66-9980	Kit-Seal (Incl. Ref. #1, 11, 19, 23 & 33)	1
18		Plug	1	*	66-9990	Kit-Needle Roller (Incl. Ref. #5)	1
19		O-Ring	1	*	75-1340	Valve-Power Steering (Incl. Ref. #1-26 & 30-36)	1
20		Ball	1				
21		Nut-Hex	4				
22		Cover-Port	1				
23		O-Ring	5				
24		Manifold-Port	1				
25		Spring	3				

*Not Illustrated



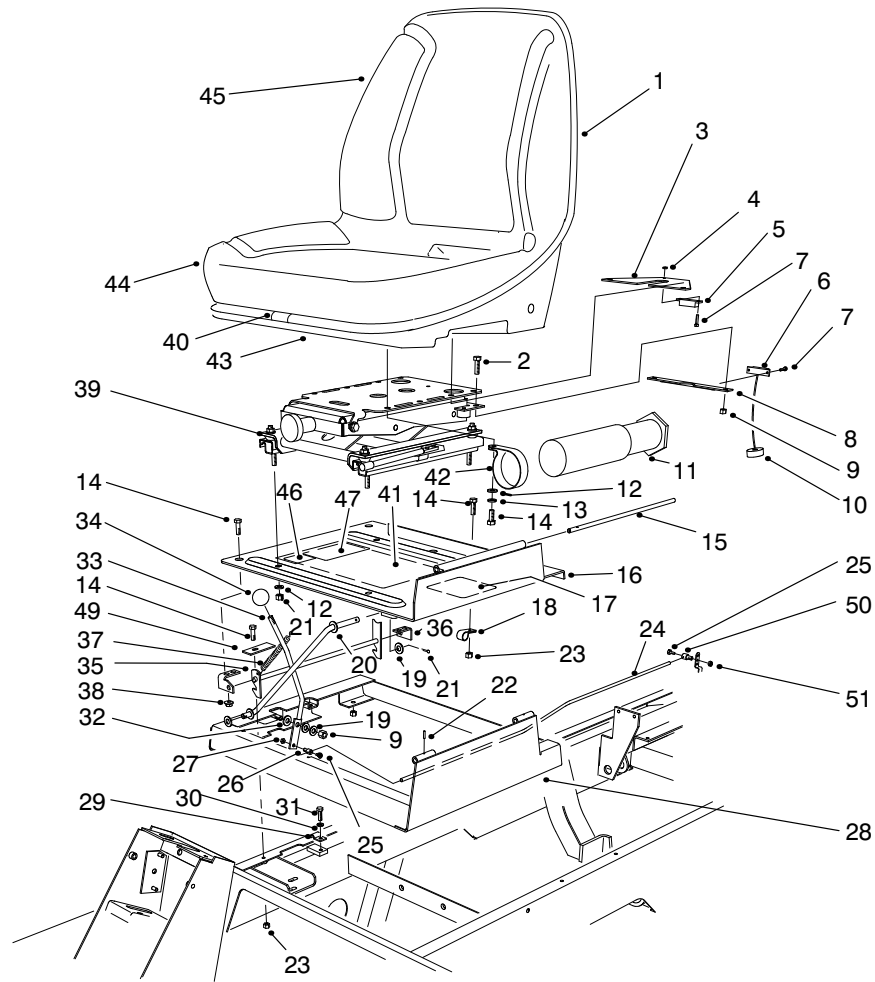
T-1045-1

TRACTION & BRAKE PEDALS ASM

Ref. No.	Part No.	Description	No. Used
1	3220-3	Nut-Jam	2
2	2411-36	Bearing-Rod End	1
3	323-9	Screw-HH	1
4	3256-24	Washer-Flat	1
5	3272-2	Pin-Cotter	2
6	3256-22	Washer-Flat	2
7	75-6580	Cable-Pedal	1
8	75-3270	Lever-Traction Pivot	1
9	32121-6	Pin-Roll	1
10	32121-45	Pin-Roll	2
11	49-6440	Plate-Traction Pedal	1
12	74-9100	Pad-Forward	1
13	75-2970	Pedal-Traction	1
14	74-9110	Pad-Reverse	1
16	75-6510	Lever-Bracket	1
17	75-6550	Disc-Friction	1
18	93-6699	Decal-Fast/Slow	1
19	233-42	Knob	1
20	75-6490	Lever-Pedal Stop	1
21	3290-461	Washer-Belleville	1
22	3296-59	Nut-Lock	1

Ref. No.	Part No.	Description	No. Used
23	3296-29	Nut-Lock	8
24	256-236	Bearing-Flange	4
25	322-3	Screw-HH	8
26	93-8742	Pad-Brake	2
28	63-7880	Pin-Brake Latch	1
29	63-7733	Cable-Brake LH	1
*	63-7732	Cable-Brake RH	1
30	283-58	Pin-Clevis	4
31	3256-69	Washer-Thrust	3
32	32121-16	Pin-Roll	1
33	75-1440	Pedal-Brake LH	1
34	256-42	Bushing-Sleeve	2
35	75-1430	Asm-Brake Pedal RH (Incl. Ref. #34 & 39)	1
36	75-1470	Shaft-Brake Pedal	1
37	75-2170	Tube-Pump Control	1
38	3296-39	Nut-Lock	1
39	302-5	Fitting-Grease	1
40	3272-10	Pin-Cotter	4
41	32121-50	Pin-Roll	1
42	5-0652	Spacer	1

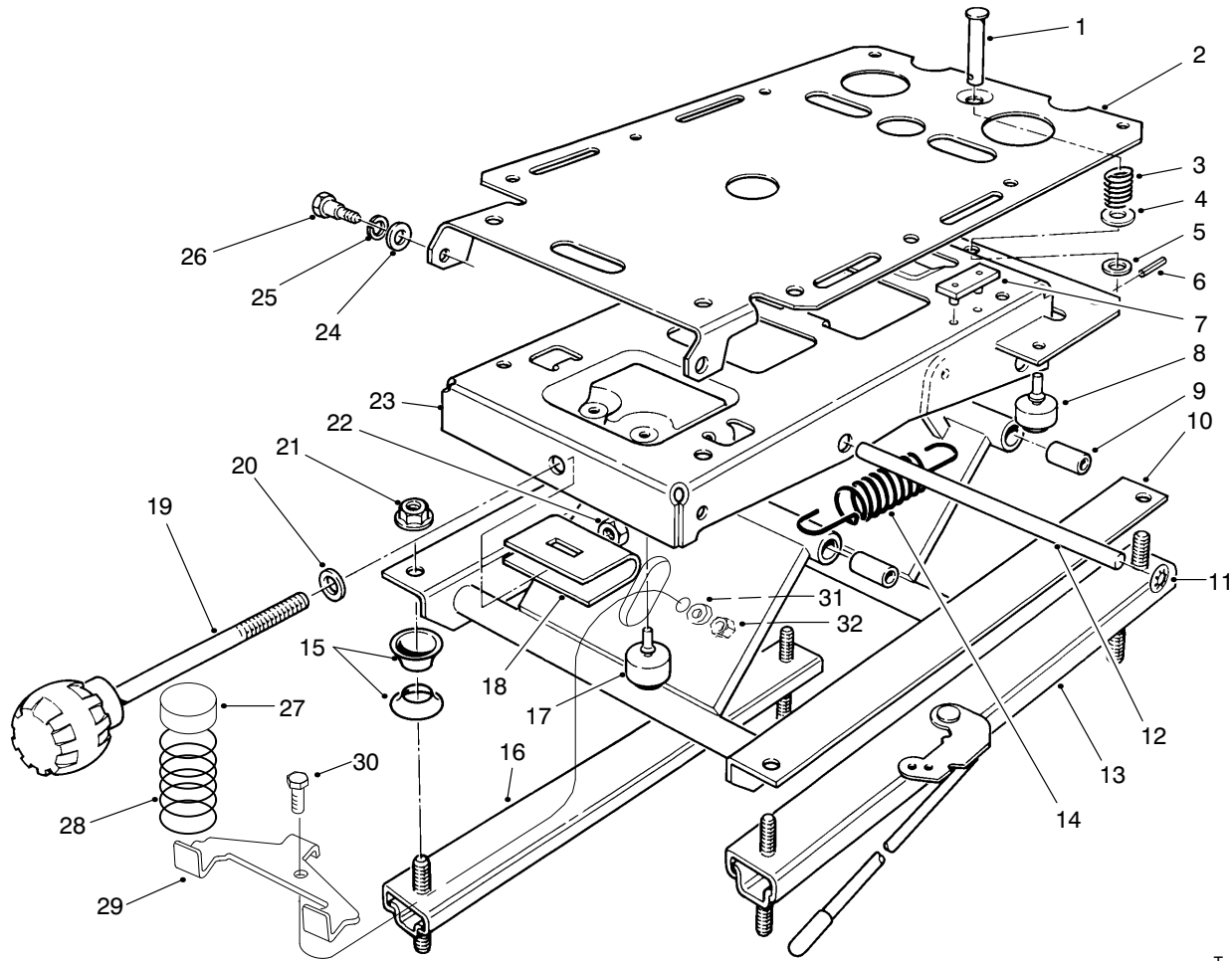
*Not Illustrated



T-1891-5

SEAT & THROTTLE ASM

Ref. No.	Part No.	Description	No. Used	Ref. No.	Part No.	Description	No. Used
1	351-78	Edging	1	27	3296-3	Nut-Lock	1
2	323-4	Screw-HH	2	28	98-2352	Frame-Seat	1
3	75-4370	Bracket-Switch (Seat)	1	29	3-6657	Clamp-Cable	1
4	3296-54	Nut-Lock	4	30	3253-3	Washer-Lock	1
5	92-8753	Magnet-Reed Switch	1	31	321-4	Screw-HH	1
6	92-8001	Sensor-Reed Switch	1	32	66-2920	Washer-Friction	2
7	3250-29	Screw-HH	4	33	75-3430	Rod-Throttle	1
8	75-4360	Bracket-Switch	1	34	233-42	Knob-Throttle	1
9	3296-39	Nut-Lock	3	35	98-2354	Latch-Seat	1
10	93-0140	Grommet	1	36	98-2353	Bracket-Seat Latch	2
11	74-0720	Tube-Manual	1	37	66-4190	Spring	1
12	3256-23	Washer-Flat	8	38	32128-25	Nut-Flange	4
13	3253-4	Washer-Lock	4	39		Asm-Seat Suspension	1
14	322-3	Screw-HH	13	40	351-80	Clip	1
15	75-3400	Shaft-Seat Pivot	1	41	98-9341	Decal-Clip (English)	1
16	98-2350	Asm-Seat Plate (Incl. Ref. #10)	1	41	98-9342	Decal-Clip (Metric)	1
17	93-8060	Decal-Danger	1	42	2412-133	Clamp-R	2
18	2412-93	Clamp-R	1	43	92-6534	Shell-Seat	1
19	3256-24	Washer-Flat	3	44	92-6533	Kit-Cushion, Replacement	1
20	75-3680	Rod-Seat	1	45	92-1180	Asm-Seat (Incl. Ref. #1, 2 of #9, 43 & 44)	1
21	3272-10	Pin-Cotter	2	46	63-9920	Decal-EEC 105	1
22	32121-38	Pin-Roll	1	47	92-5524	Decal-Noise Rating, 90	1
23	3296-29	Nut-Lock	10	49	98-9302	Plate-Idler Stop	1
24	98-9303	Cable-Throttle	1	50	98-9311	Swivel-Cable, Throttle	1
25	25-8640	Screw-HH	2	51	3296-20	Nut-Lock	1
26	93-0021	Asm-Throttle Cable Swivel	1				

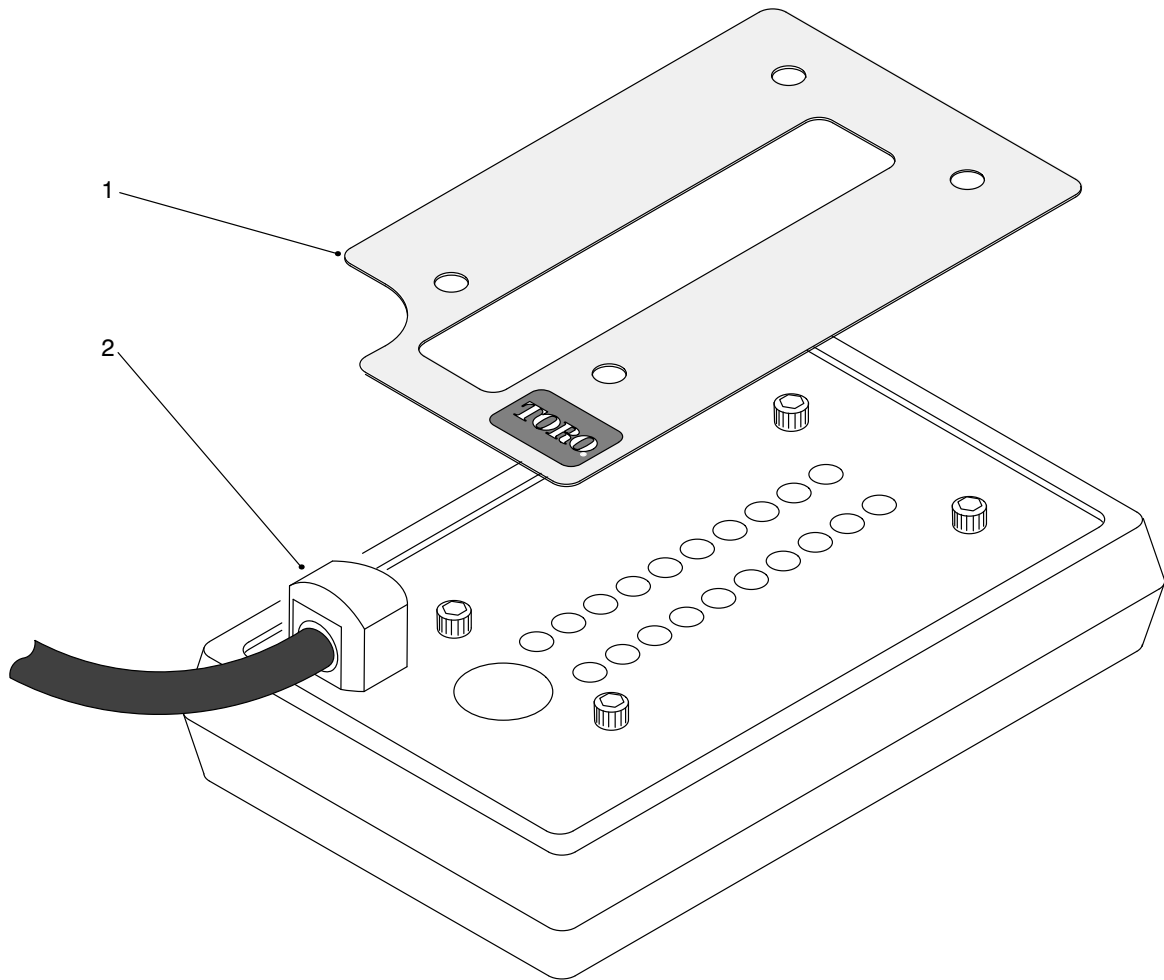


T-1031-1

SEAT SUSPENSION ASM

Ref. No.	Part No.	Description	No. Used
1	80-4860	Pin-Clevis	1
2	75-3580	Plate-Mounting, Seat	1
3	75-3530	Spring-Compression	1
4	3256-5	Washer-Flat	1
5	3256-24	Washer-Flat	1
6	75-3540	Pin-Roll	1
7	75-3550	Bumper-Seat	2
8	76-2940	Bumper-Rubber	2
9	76-1920	Bushing-Sleeve	4
10	66-8610	Weldment-Lower	1
11	66-8560	Nut-Push	4
12	76-1910	Shaft-Pivot	2
13	82-9060	Adjuster W/Handle	1
14	76-1940	Spring-Extension	2
15	66-9290	Spacer	6
16	66-8530	Adjuster	1

Ref. No.	Part No.	Description	No. Used
17	66-8520	Bumper-Down-stop	2
18	77-2870	Weldment-Hanger	1
19	76-1930	Knob-Tension Adjustment	1
20	3256-46	Washer-Flat	1
21	32128-26	Nut-Flange	4
22	3296-44	Nut-Lock	1
23	75-3480	Weldment-Upper	1
24	3256-26	Washer-Flat	2
25	3253-6	Washer-Lock	2
26	75-3510	Bolt-Shoulder	2
27	93-3164	Cap	2
28	93-3163	Spring	2
29	93-3165	Bracket	1
30	322-6	Screw-HH	1
31	3253-33	Washer-Lock	1
32	3217-6	Nut-Hex	1

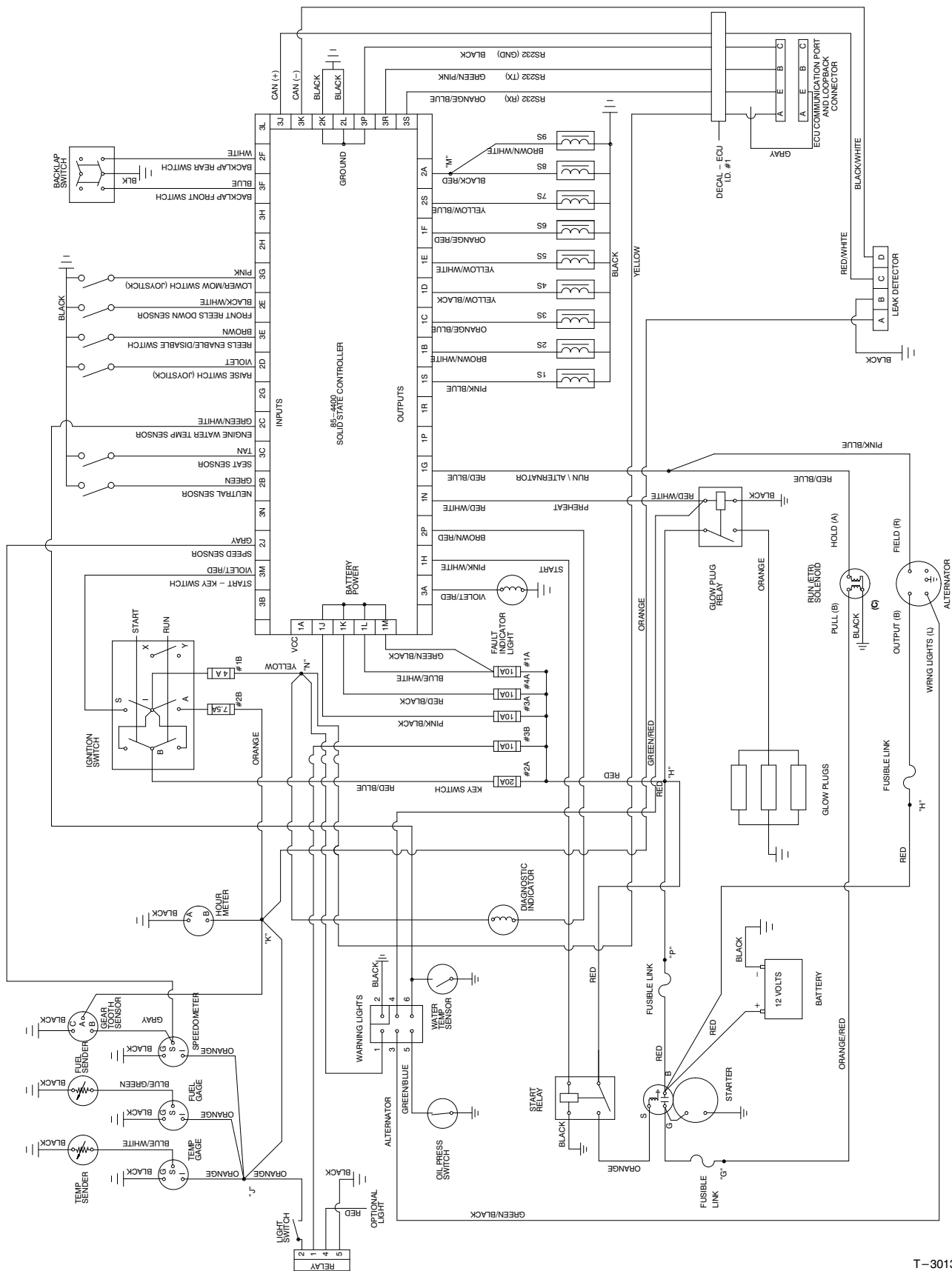


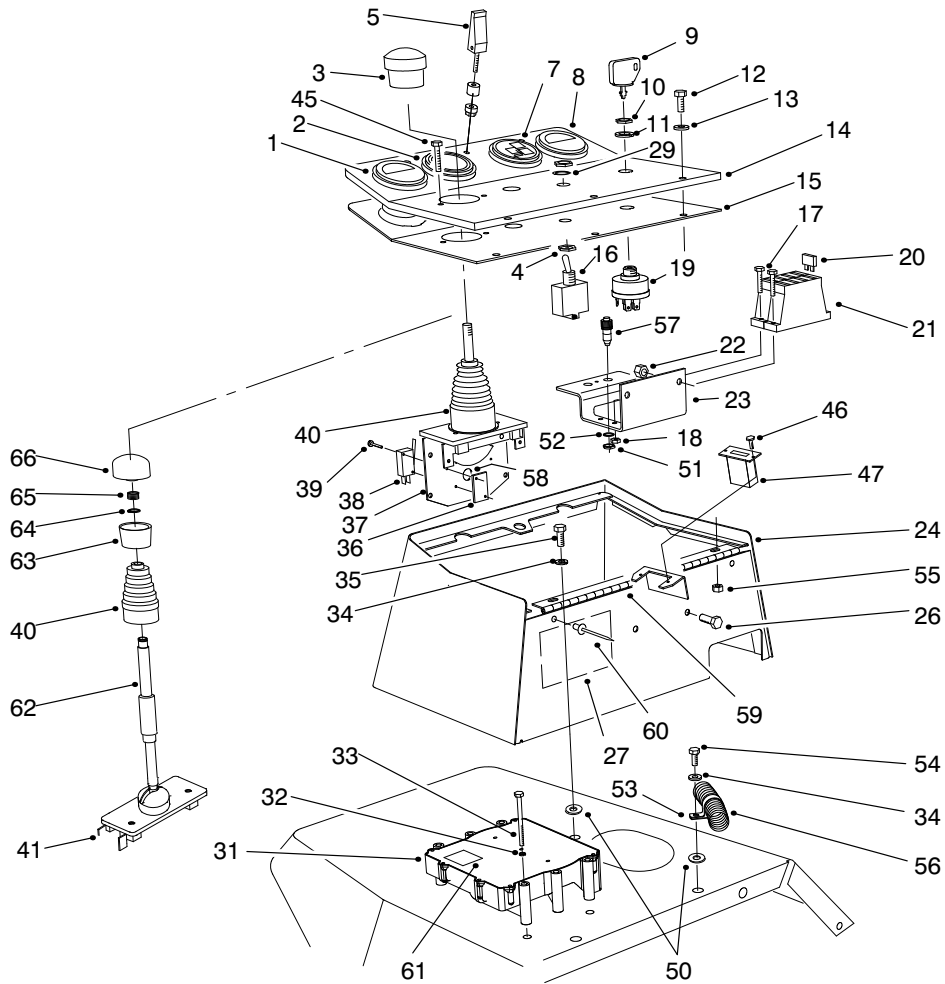
T-1458-1

DIAGNOSTIC-ACE DISPLAY ASM

Ref. No.	Part No.	Description	No. Used	Ref. No.	Part No.	Description	No. Used
1	98-9750	Decal-Diagnostic-ACE RM 5200D V 1.0	1	1	94-8063	Decal-Turf Defender, Diag. (French)	1
1	98-9760	Decal-Diag. (Spanish)	1	1	94-8064	Decal-Turf Defender, Diag. (German)	1
1	98-9754	Decal-Diag. (French)	1	1	94-8065	Decal-Turf Defender, Diag. (Italian)	1
1	98-9755	Decal-Diag. (German)	1	1	94-8066	Decal-Turf Defender, Diag. (Japanese)	1
1	98-9762	Decal-Diag. (Swedish)	1	1	94-8067	Decal-Turf Defender, Diag. (Norwegian)	1
1	98-9756	Decal-Diag. (Italian)	1	1	94-8068	Decal-Turf Defender, Diag. (Portuguese)	1
1	98-9759	Decal-Diag. (Portuguese)	1	1	94-8069	Decal-Turf Defender, Diag. (Spanish)	1
1	98-9758	Decal-Diag. (Norwegian)	1	1	94-8070	Decal-Turf Defender, Diag. (Swedish)	1
1	98-9753	Decal-Diag. (Finnish)	1	2	85-4750	Display-Diagnostic-ACE	1
1	98-9751	Decal-Diag. (Danish)	1				
1	98-9752	Decal-Diag. (Dutch)	1				
1	98-9757	Decal-Diag. (Japan)	1				
1	94-5386	Decal-Turf Defender, Diag.	1				
1	94-8060	Decal-Turf Defender, Diag. (Danish)	1				
1	94-8061	Decal-Turf Defender, Diag. (Dutch)	1				
1	94-8062	Decal-Turf Defender, Diag. (Finnish)	1				

ELECTRICAL SCHEMATIC





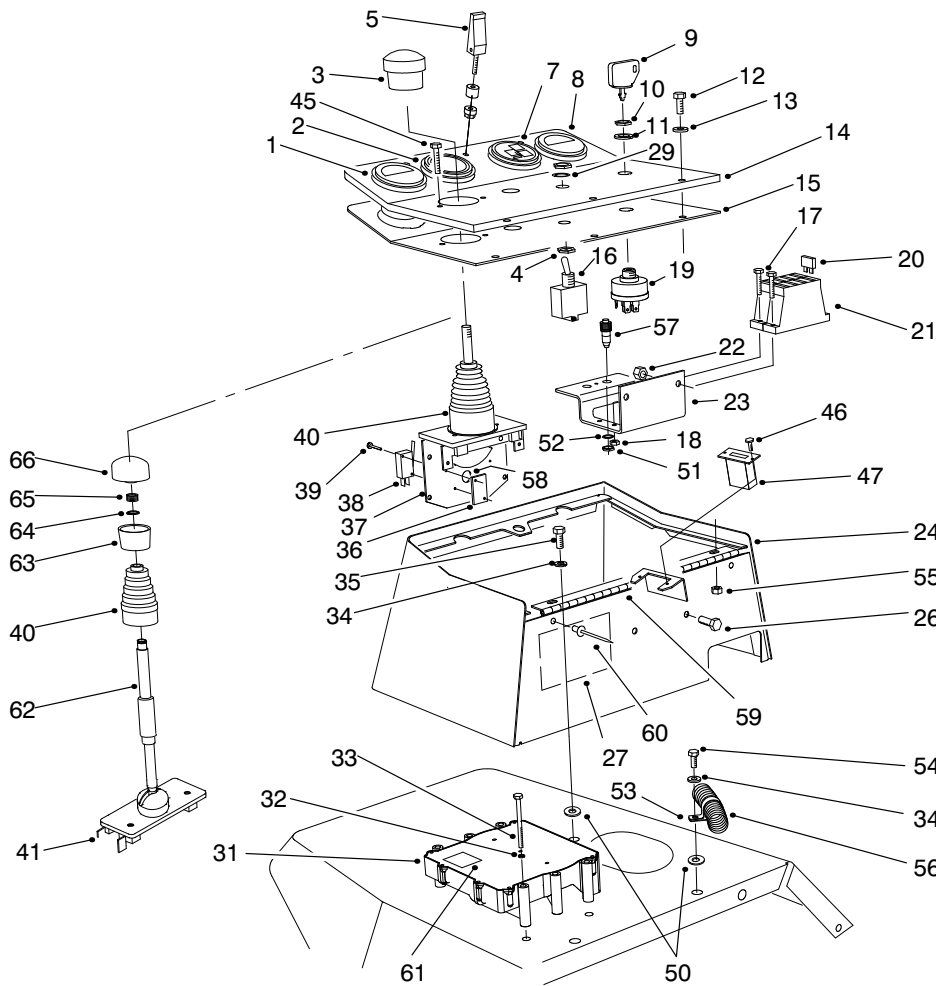
T-1501-7

CONTROL CONSOLE ASM

Ref. No.	Part No.	Description	No. Used	Ref. No.	Part No.	Description	No. Used
1	98-9339	Gauge-Fuel	1	22	3296-42	Nut-Lock	4
2	85-4420	Gauge-Speedometer	1	23	93-7587	Bracket-Fuse Block	1
3	3290-489	Knob-Lift Control	1	24	75-5740	Box-Control	1
4	218-498	Nut-Hex.	2	26	321-39	Screw-HH	2
5	74-5950	Asm-Swell Latch	1	27	94-6767	Decal-Fuses	1
7	98-9306	Cluster-Warning	1	29	218-589	Washer-Lock	1
8	98-9308	Gauge-Temperature	1	31	92-5720	Controller-Electronic	1
9	63-8360	Key-Ignition	1			Note: This part must be programmed by distributor before installation.	
10	218-446	Nut-Locking	1	32	3253-3	Washer-Lock	3
11	218-447	Washer-E.T.L.W.	1	33	321-15	Screw-HH	3
12	3258-166	Screw-PPH	5	34	3256-3	Washer-Flat	3
13	3256-1	Washer-Flat	5	35	322-3	Screw-HH	2
14	93-6683	Panel-Control	1	36	3290-354	Plate-Nut	2
15	75-6270	Cover-Control Box	1	37	98-2195	Asm-Lift Control	1
16	75-1010	Asm-Switch, Toggle (Incl. Ref. #4, 29 & 71)	1			(Incl. Ref. #3, 36, 38-40 & 58)	
17	32105-13	Screw-HH	4	38	94-8104	Switch-Micro	2
18	3296-2	Nut-Lock	4	39	94-8103	Screw-HH	4
19	27-2360	Asm-Ignition Switch (Incl. Ref. #9-11)	1	40	3290-488	Boot-Lift Control	1
†20	94-9157	Fuse-4A	1	41	98-9782	Kit-Lift Control (Incl. Ref. #62-66)	1
†20	218-578	Fuse-10A	3	45	3273-26	Screw-Hex. Socket Hd.	2
†20	218-574	Fuse-7.5A	1				
†20	218-594	Fuse-20A	1				
†21	67-7160	Block-Fuse	2				

*Not Illustrated †Included in main wire harness ASM.

■Obtain Locally.



T-1501-7

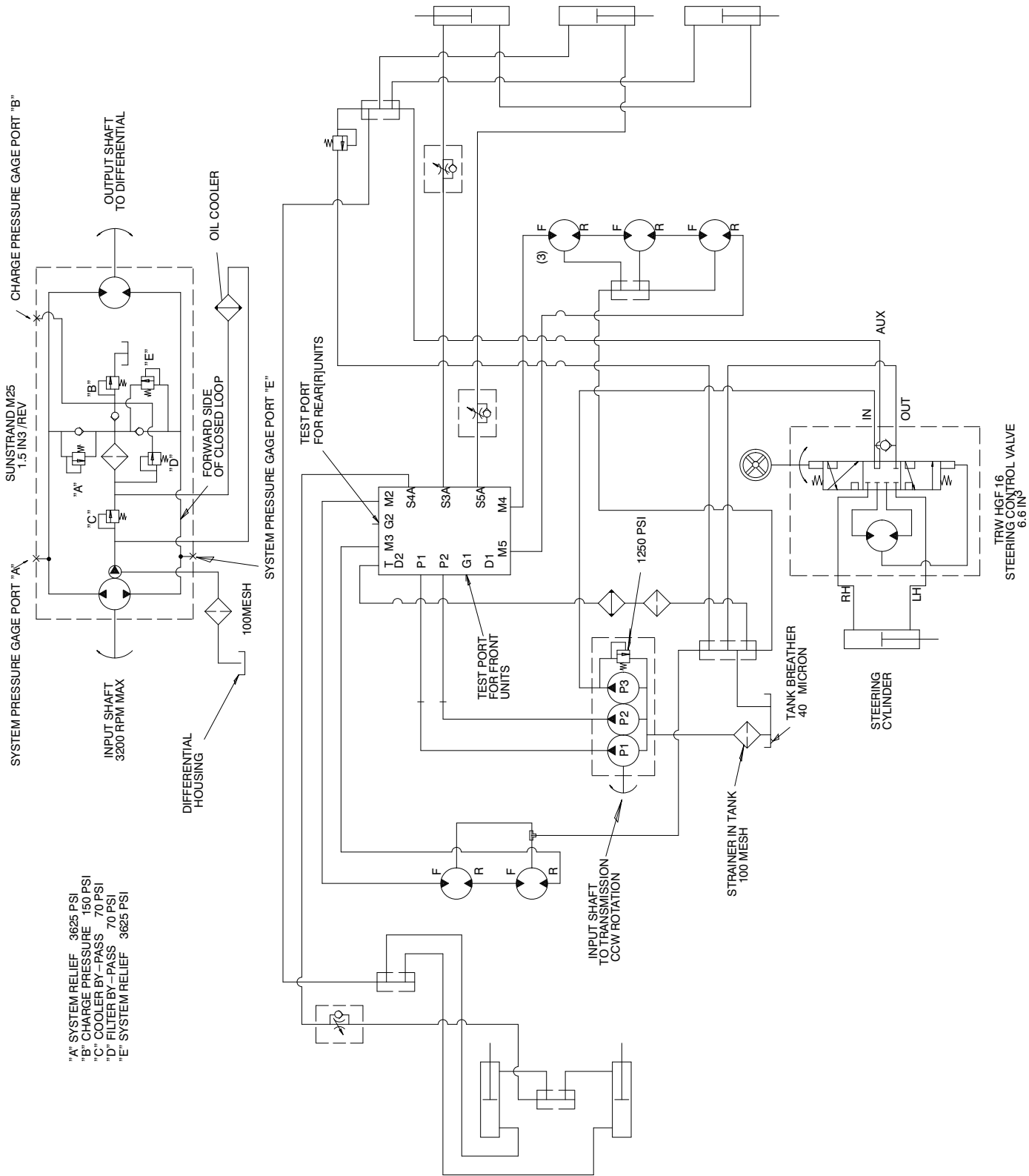
CONTROL CONSOLE ASM – (Continued)

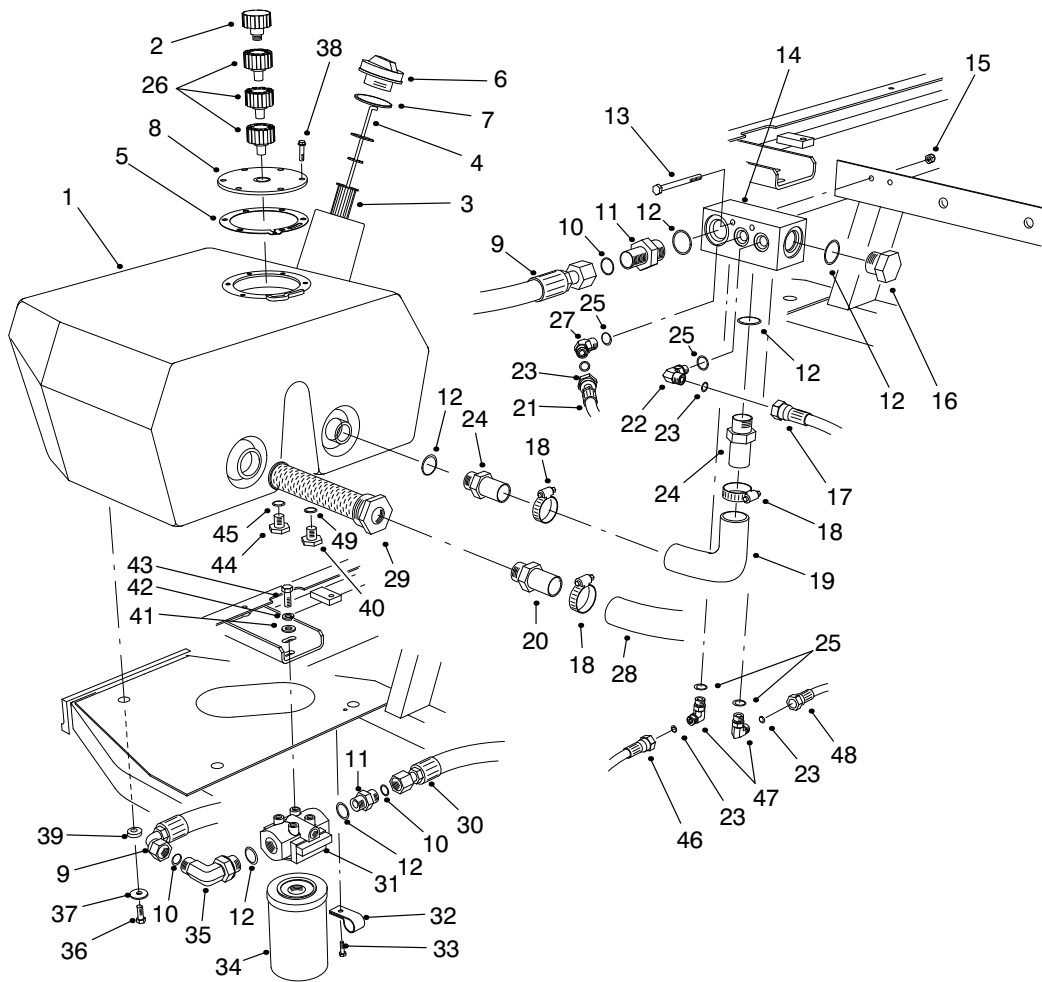
Ref. No.	Part No.	Description	No. Used	Ref. No.	Part No.	Description	No. Used
46	32144-18	Screw-HH	2	60	93-8744	Rivet	3
47	75-6820	Meter-Hour	1	61	93-8053	Decal-ECU	1
50	66-2920	Washer-Nylon	3	62	98-9783	Tube-Interlock	1
51		Nut-Lock	1	63	94-3055	Cap-Lower, Joystick	1
52		Washer-Lock	1	64	94-3056	Ring-Retaining	1
53	2412-126	Clamp-R	1	65	94-3057	Spring-Compression	1
54	322-5	Screw-HH	1	66	94-3058	Cap-Upper, Joystick	1
55	32128-33	Nut-Lock, Flange Hd.	3	*70	94-6343	Decal-Wire I.D.	1
56	98-4551	Asm-Main Wire Harness	1	*71	3253-19	Washer-Lock	2
†57	85-4491	Lamp-Diagnostic (Incl. Ref. 219-19 Lamp)	1	†	70-8570	Breaker-Circuit, 40 Amp	2
*	219-19	Lamp-Green	1	†	86-7560	Connector-Cover (3 Way)	3
58	93-3625	Spring-Joystick Return	1	†	86-7550	Connector-Cover (2 Way)	2
59	75-5780	Hinge-Cover	1	†	85-4650	Connector-Loop Back	1

*Not Illustrated

†Included in main wire harness ASM.

HYDRAULIC SCHEMATIC

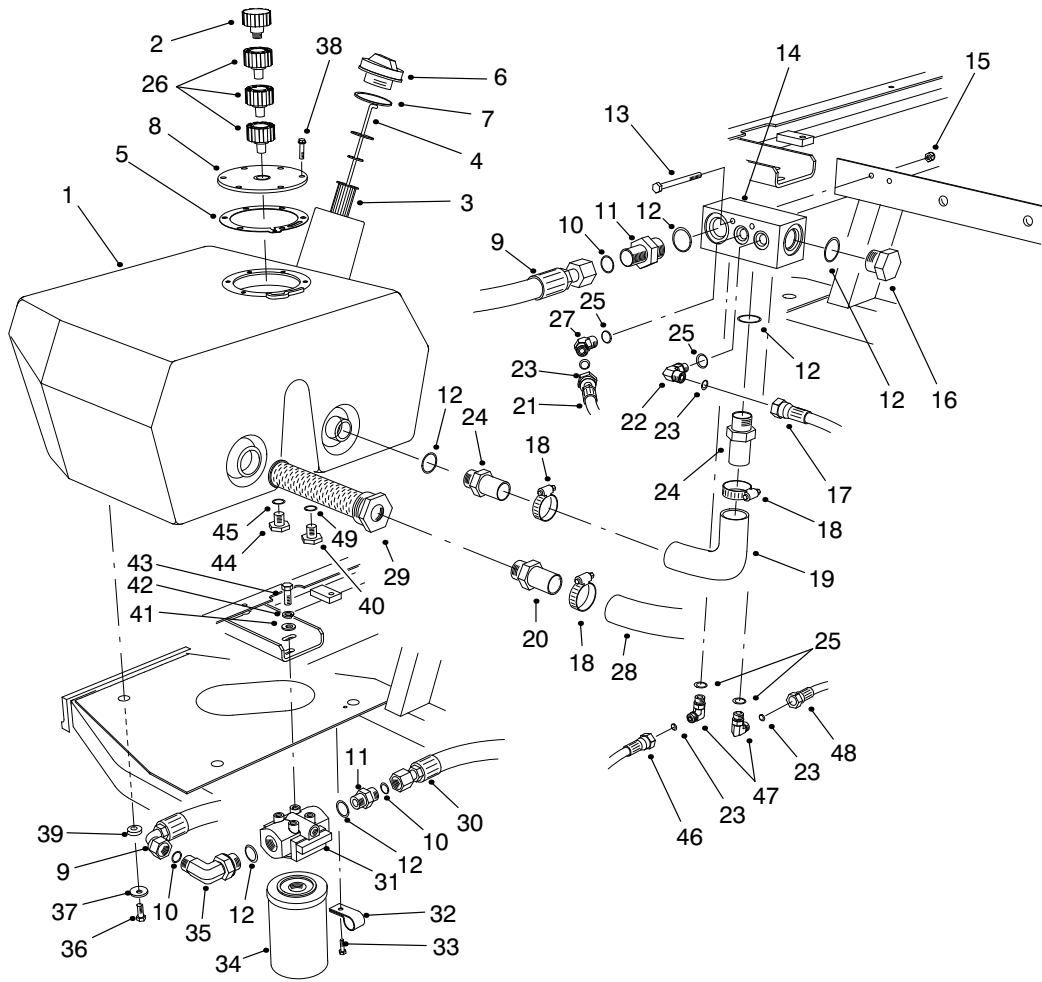




T-1048-4

HYDRAULIC RESERVOIR ASM

Ref. No.	Part No.	Description	No. Used	Ref. No.	Part No.	Description	No. Used
1	93-7488	Reservoir-Hydraulic	1	24	354-73	Fitting-Hydraulic Straight (Incl. Ref. #12)	2
2	68-6150	Breather-Hydraulic Tank	1	25	237-42	O-Ring	4
3	61-2790	Screen-Filler	1	26	92-8020	Adapter-Breather	3
4	94-9411	Dipstick	1	27	340-87	Fitting-Hydraulic 45° (Incl. Ref. #25 & 23)	1
5	93-7499	Gasket-Flange	1	28	75-6870	Hose-Hydraulic Suction	1
6	93-7498	Plug-Plastic	1	29	75-0550	Strainer-Suction	1
7	237-101	O-Ring	1	30	93-0077	Hose-Hydraulic	1
8	93-7588	Cover-Tank	1	31	75-1300	Asm-Hydraulic Filter Head	1
9	75-6130	Hose-Hydraulic	1	32	2412-93	Clamp-R	2
10	237-65	O-Ring	5	33	32144-10	Screw-HWH	2
11	340-8	Fitting-Hydraulic Straight (Incl. Ref. #10 & 12)	2	34	75-1310	Element-Hydraulic Filter	1
12	237-81	O-Ring	4	35	340-139	Fitting-Hydraulic 90° (Incl. Ref. #10 & 12)	1
13	321-23	Screw-HH	2	36	33105-025	Screw-HH	3
14	92-9098	Manifold-Tank	1	37	63-8410	Washer-Flat	3
15	3296-42	Nut-Lock	2	38	33104-020	Screw-HFH	6
16	354-74	Fitting-Hydraulic Plug (Incl. Ref. #12)	1	39	240-11	Grommet	3
17	75-6250	Hose-Hydraulic	1	40	353-508	Plug-Hydraulic	1
18	2412-34	Clamp-Hose	3	41	3256-24	Washer-Flat	2
19	75-5720	Hose-Hydraulic	1	42	3253-21	Washer-Lock	2
20	353-682	Fitting-Hydraulic Straight	1	43	323-4	Screw-HH	2
21	93-0119	Hose-Hydraulic	1	44	353-550	Plug-Drain (Incl. Ref. #45)	1
22	340-77	Fitting-Hydraulic 90° (Incl. Ref. #23 & 25)	1	45	237-79	O-Ring	1
23	237-22	O-Ring	6				

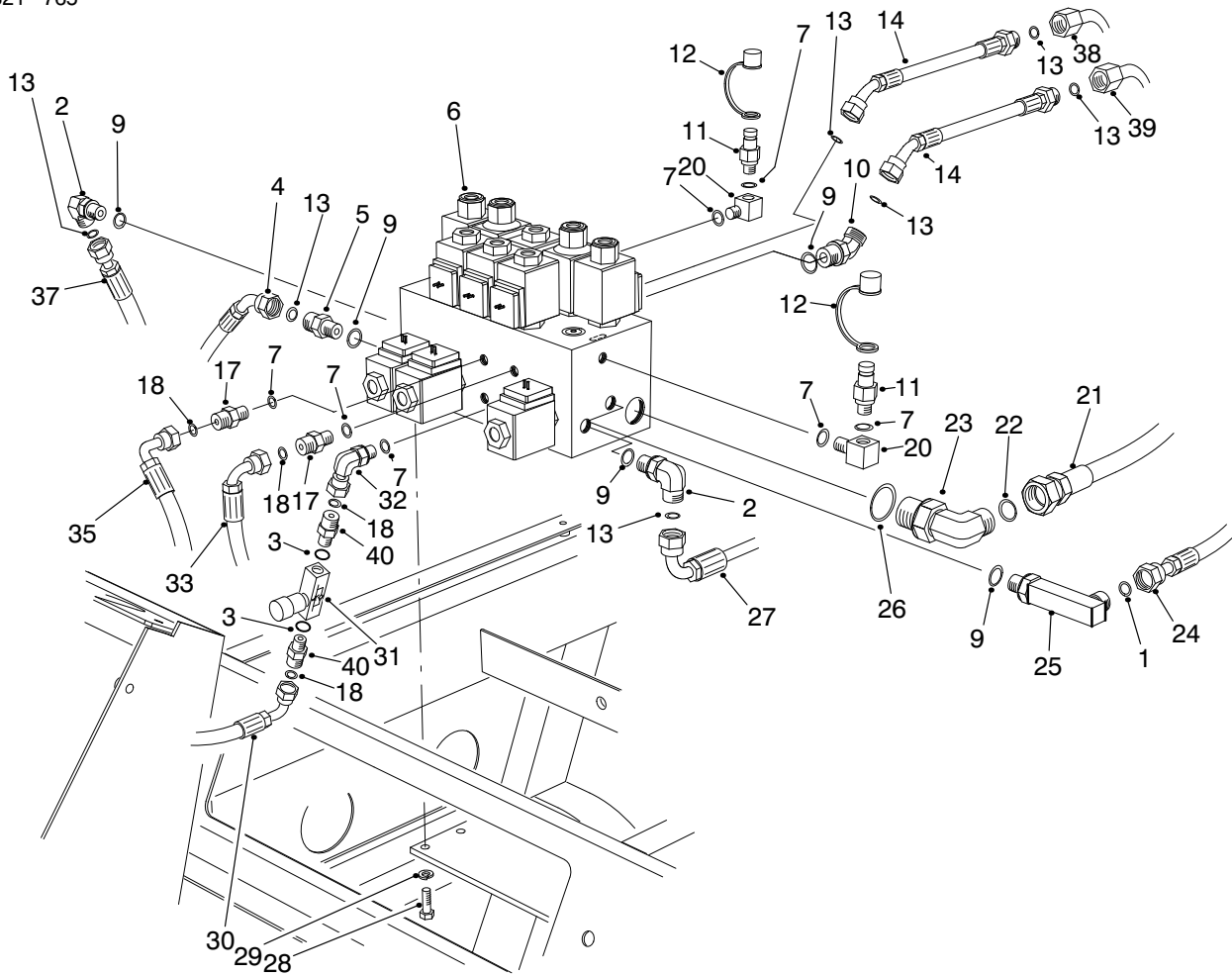


T-1048-4

HYDRAULIC RESERVOIR ASM (Continued)

Ref. No.	Part No.	Description	No. Used
46	92-9096	Asm-Hose	1
47	340-82	Fitting-Hydraulic 90° (Incl. Ref. #23 & 25)	2

Ref. No.	Part No.	Description	No. Used
48	94-4916	Asm-Hose, Drain	1
49	237-42	O-Ring	1

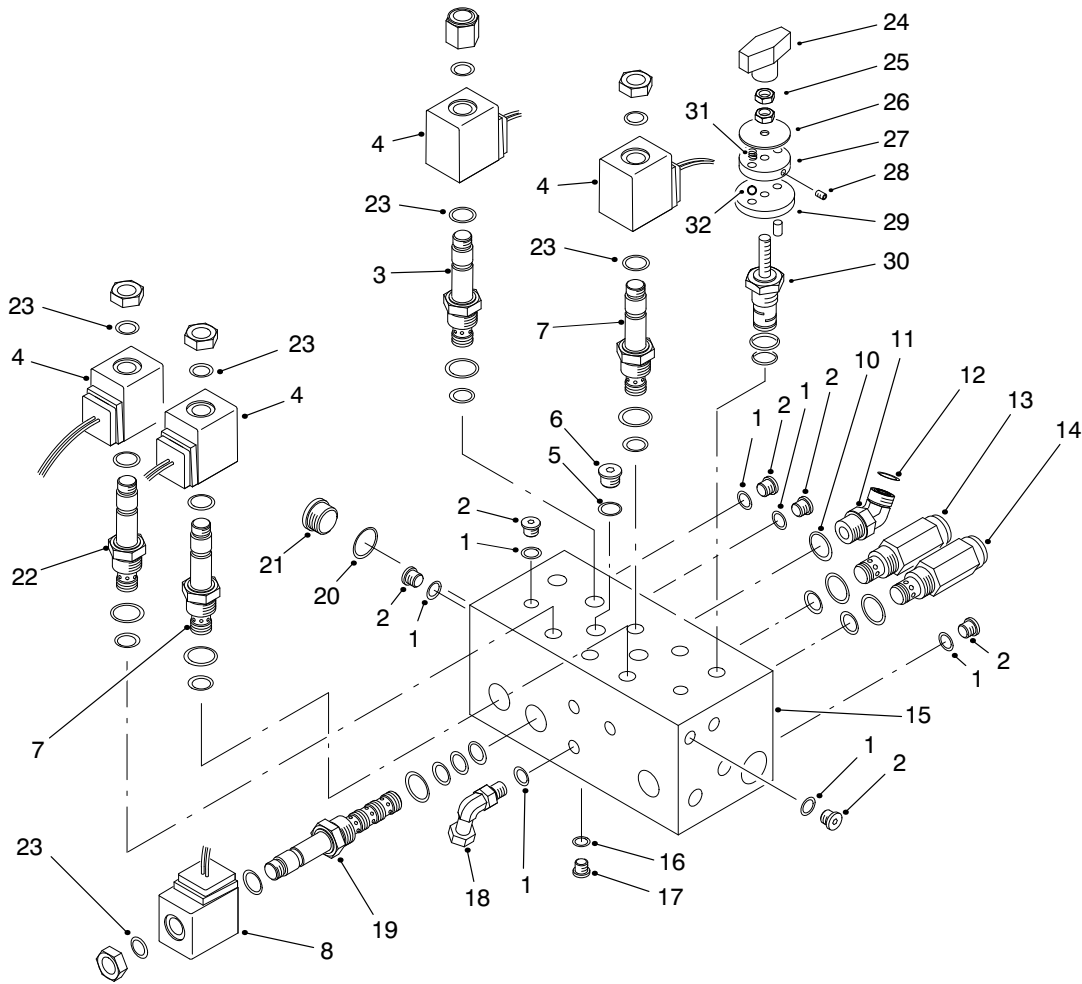


T-1094-4

HYDRAULIC CONTROL MANIFOLD ASM

Ref. No.	Part No.	Description	No. Used
1	237-22	O-Ring	1
2	340-98	Fitting-Hydraulic 90° (Incl. Ref. #9 & 13)	2
3	237-42	O-Ring	2
4	98-4586	Asm-Hose, Pressure #5	1
5	340-4	Fitting-Hydraulic Straight (Incl. Ref. #9 & 13)	1
6	98-4579	Asm-Control Manifold (Incl. Ref. #32)	1
7	237-78	O-Ring	6
9	237-79	O-Ring	6
10	340-101	Fitting-Hydraulic 45° (Incl. Ref. #9 & 13)	2
11	354-77	Fitting-Test Port (Incl. Ref. #7)	2
12	354-79	Cap-Test Port	2
13	237-30	O-Ring	7
14	86-9190	Hose-Hydraulic	2
17	340-92	Fitting-Hydraulic Straight (Incl. Ref. #7 & 18)	2
18	237-21	O-Ring	4
20	75-6640	Fitting-Hydraulic 90° (Incl. Ref. #7)	2

Ref. No.	Part No.	Description	No. Used
21	93-0078	Hose-Hydraulic	1
22	237-65	O-Ring	1
23	340-139	Fitting-Hydraulic 90° (Incl. Ref. #22 & 26)	1
24	98-9348	Asm-Hose, Pressure #2	1
25	98-9781	Fitting-Hydraulic 90° (Incl. Ref. #1 & 9)	1
26	237-81	O-Ring	1
27	98-9347	Asm-Hose, Pressure #3	1
28	322-3	Screw-HH	4
29	3253-4	Washer-Lock	4
30	75-5900	Hose-Hydraulic	1
31	98-9742	Valve-Flow Control	1
32	340-143	Fitting-Hydraulic 90° (Incl. Ref. #7)	1
33	93-0118	Hose-Hydraulic	1
35	75-5890	Hose-Hydraulic	1
37	98-4589	Asm-Hose, Pressure #4	1
38	93-3642	Tube-Hydraulic	1
39	93-3643	Tube-Hydraulic	1
40	340-1	Fitting-Hydraulic Straight (Incl. Ref. #3 & 18)	2



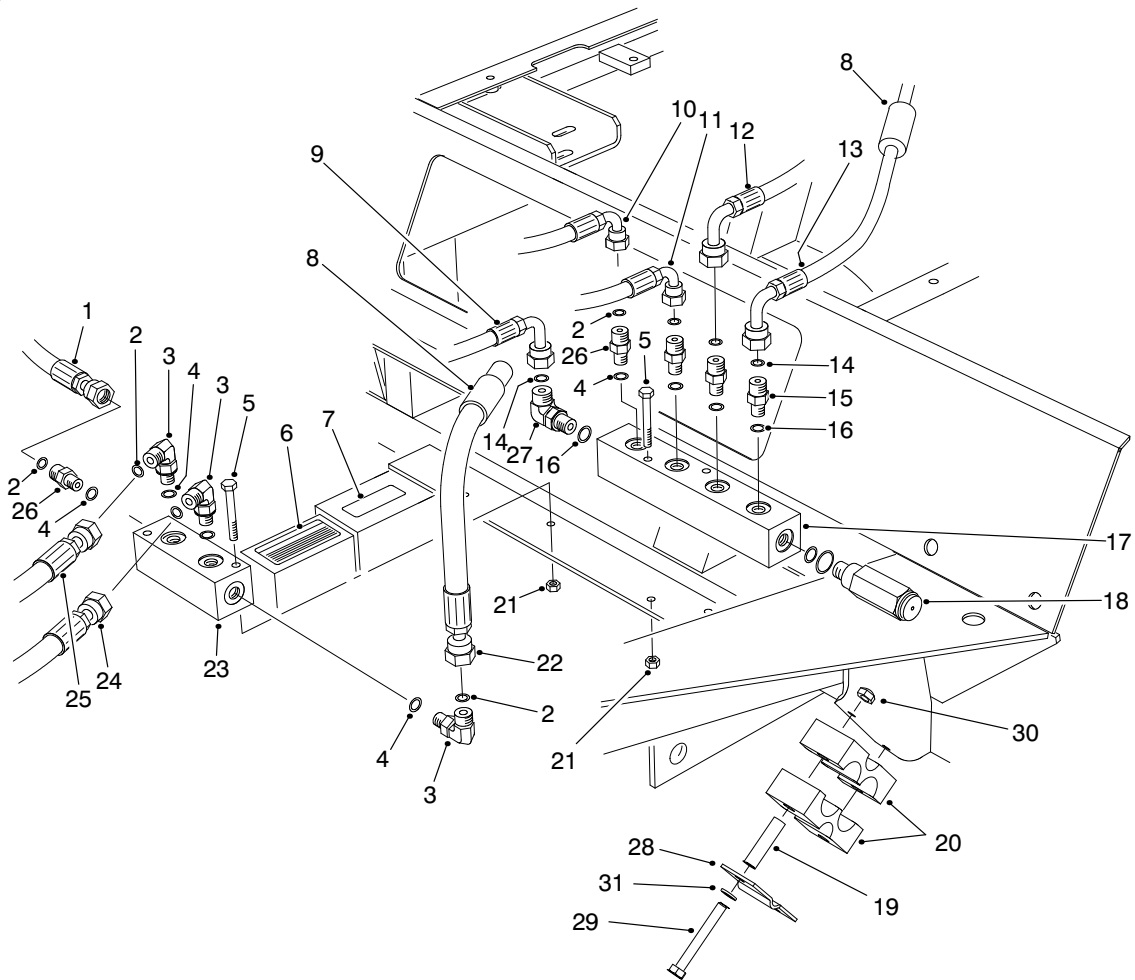
T-1503-2

CONTROL MANIFOLD ASM

Ref. No.	Part No.	Description	No. Used	Ref. No.	Part No.	Description	No. Used
1	237-78	O-Ring	12	18	340-143	Fitting-Hydraulic 90° (Incl. Ref. #1)	1
2	353-990	Plug (Incl. Ref. #1)	11	19	88-6960	Cartridge-4W/2P (Use Seal Kit #95-5642)	3
3	88-7020	Cartridge-N.O. (Use Seal Kit #95-5645)	2	20	237-80	O-Ring	1
4	88-9190	Solenoid-20 Watt	6	21	354-70	Plug (Incl. Ref. #20)	1
5	237-42	O-Ring	2	22	92-6315	Cartridge-N.C. (Use Seal Kit #95-5645)	1
6	353-989	Plug (Incl. Ref. #5)	2	23	94-5438	Seal-Solenoid	10
7	94-2685	Cartridge-N.C. (Use Seal Kit #95-5645)	3	24	94-5020	Knob	2
8	88-9200	Solenoid-28 Watt	3	25	75-6770	Nut-Jam	4
10	237-79	O-Ring	1	26		Plate-Indicator	2
11	340-101	Fitting-Hydraulic 45° (Incl. Ref. #10 & 12)	1	27	75-6730	Plate-Detent	2
12	237-30	O-Ring	1	28		Screw-Set	2
13	75-0920	Cartridge-Relief 3000 psi (Use Seal Kit #95-5645)	1	29	75-6720	Plate-Locating	2
14	75-2010	Cartridge-Relief 2000 psi (Use Seal Kit #95-5645)	1	30	98-9779	Rotary Cartridge Kit (Use Seal Kit #95-5645)	2
†15		Body-Manifold	1	31	94-5027	Spring-Detent	2
16	237-156	O-Ring	2	32		Ball-Detent	2
17	353-991	Plug (Incl. Ref. #16)	2	*	82-8520	Detent ASM Kit (Incl. Ref. #24-29, 31 & 32)	2
				*	95-5645	Kit-Seal	10
				*	95-5642	Kit-Seal	3

*Not Illustrated

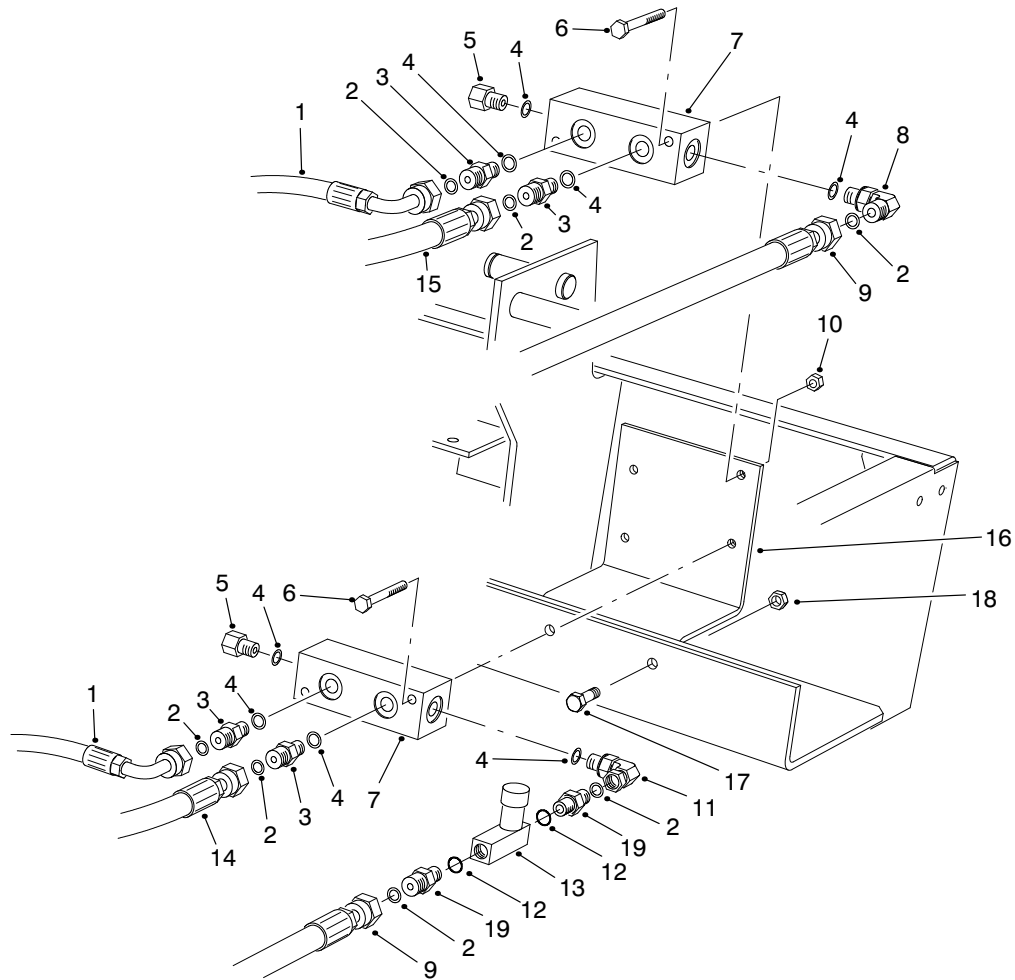
†Not Serviceable Separately



T-1058-5

FRONT HYDRAULIC MANIFOLDS

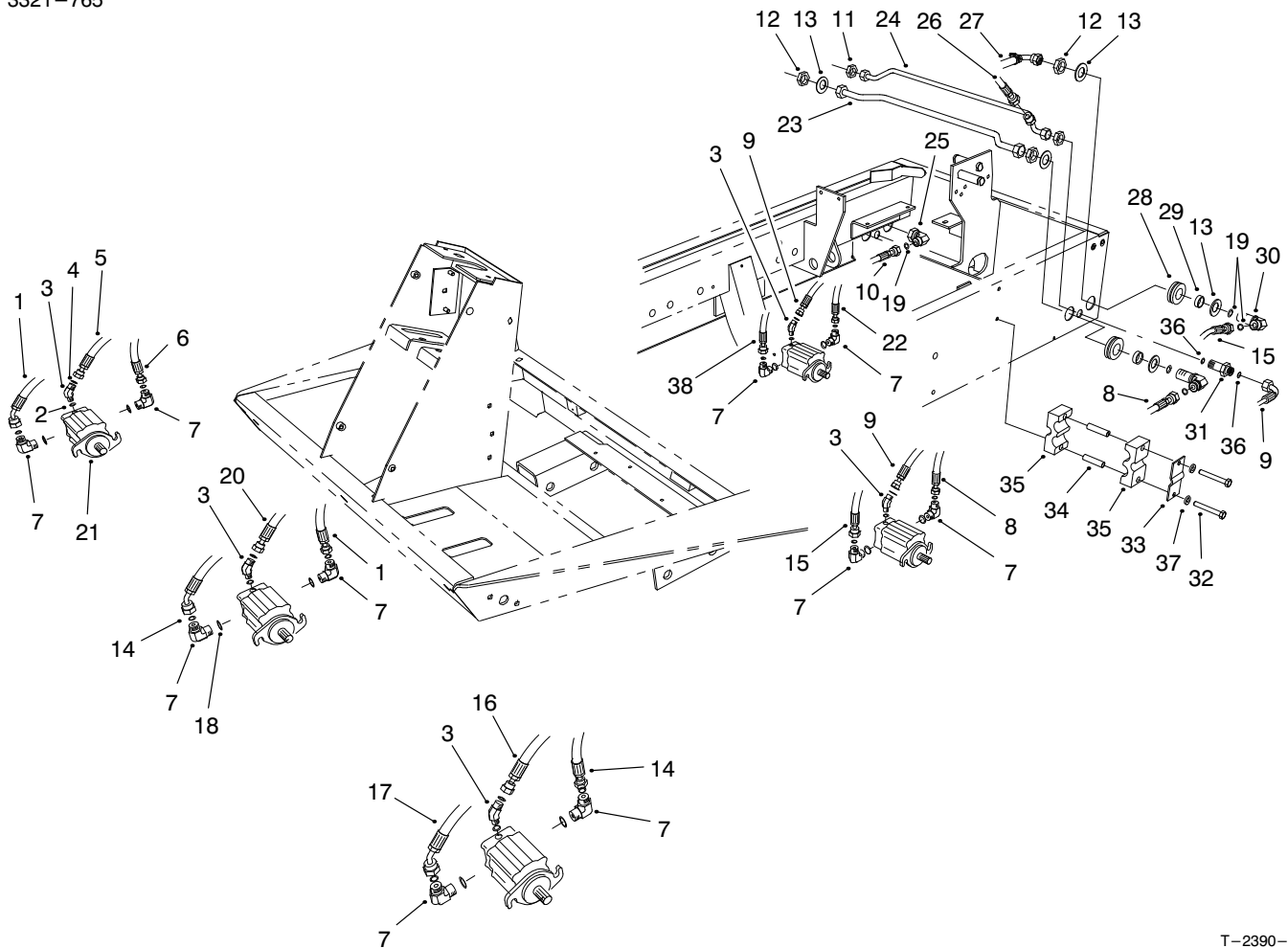
Ref. No.	Part No.	Description	No. Used	Ref. No.	Part No.	Description	No. Used
1	98-4584	Asm-Hose, Drain	1	18	93-0143	Cartridge-Relief 250 psi (Use Seal Kit #75-2080)	1
2	237-21	O-Ring	7	19	93-7960	Spacer	4
3	340-132	Fitting-Hydraulic 90° (Incl. Ref. #2 & 4)	3	20	82-8170	Clamp-Rubber	4
4	237-78	O-Ring	7	21	3296-42	Nut-Lock	4
5	321-18	Screw-HH	4	22	92-9096	Hose-Hydraulic	1
6	93-6693	Decal-Floor Plate	1	23	75-1180	Manifold-Hydraulic	1
7	93-6686	Decal-Oil	1	24	98-4587	Hose Asm-Drain #4	1
8	38-3400	Guard-Rubber	2	25	98-4590	Hose Asm-Drain #1	1
9	75-5940	Hose-Hydraulic	1	26	340-92	Fitting-Hydraulic Straight (Incl. Ref. #2 & 4)	4
10	75-5890	Hose-Hydraulic	1	27	340-77	Fitting-Hydraulic 90° (Incl. Ref. #14 & 16)	1
11	75-5910	Hose-Hydraulic	1	28	93-7961	Clamp	2
12	93-0118	Hose-Hydraulic	1	29	322-13	Screw-HH	4
13	93-0119	Hose-Hydraulic	1	30	3296-29	Nut-Lock	4
14	237-22	O-Ring	2	31	3256-70	Washer-Flat	4
15	340-2	Fitting-Hydraulic Straight (Incl. Ref. #14 & 16)	2				
16	237-42	O-Ring	2				
17	93-0139	Manifold-Hydraulic	1				



T-1095-4

REAR HYDRAULIC MANIFOLDS

Ref. No.	Part No.	Description	No. Used	Ref. No.	Part No.	Description	No. Used
1	75-6180	Hose-Hydraulic	2	10	32128-33	Nut-Lock	4
2	237-21	O-Ring	7	11	340-143	Fitting-Hydraulic 90° (Incl. Ref. #4)	1
3	340-92	Fitting-Hydraulic Straight (Incl. Ref. #2 & 4)	4	12	237-42	O-Ring	2
4	237-78	O-Ring	8	13	98-7942	Valve-Flow Control	1
5	353-512	Fitting-Hydraulic Plug (Incl. Ref. #4)	2	14	75-6080	Hose-Hydraulic	1
6	321-11	Screw-HH	4	15	75-6070	Hose-Hydraulic	1
7	75-1180	Manifold	2	16	94-4920	Plate-Mounting Valve	1
8	340-132	Fitting-Hydraulic 90° (Incl. Ref. #2 & 4)	1	17	322-5	Screw-HH	2
9	93-0118	Hose-Hydraulic	2	18	32128-20	Nut-Flange Lock	2
				19	340-1	Fitting-Hydraulic Straight (Incl. Ref. #2 & 12)	2



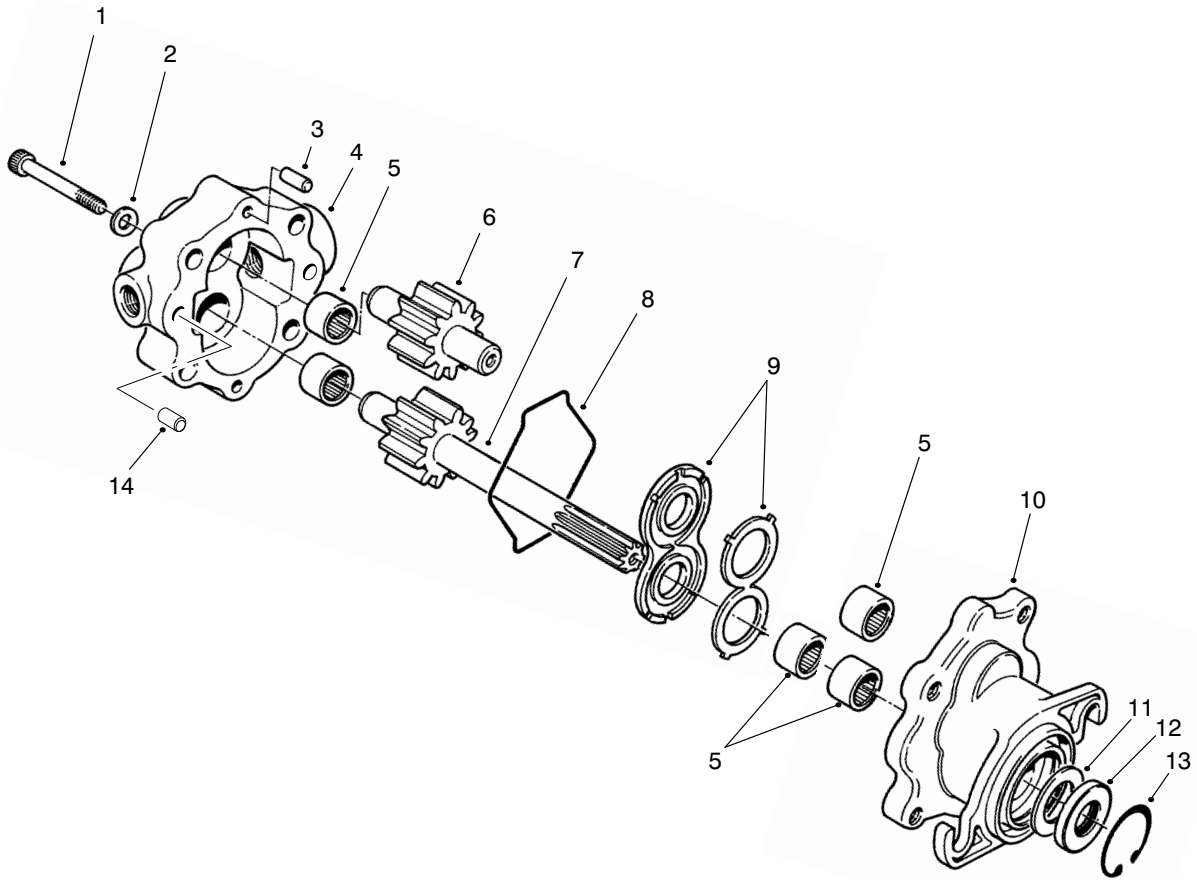
T-2390-3

CUTTING UNIT HYDRAULIC COMPONENTS

Ref. No.	Part No.	Description	No. Used
1	98-4585	Asm-Hose, Pressure #1, 5	1
2	237-78	O-Ring	5
3	340-103	Fitting-Hydraulic 45° (Incl. Ref. #2 & 4)	5
4	237-21	O-Ring	5
5	98-4584	Asm-Hose, Drain #5	1
6	98-4586	Asm-Hose, Pressure #5	1
7	340-98	Fitting-Hydraulic 90° (Incl. Ref. #18 & 19)	10
8	98-4581	Asm-Hose, Pressure #2	1
9	98-4583	Asm-Hose, Drain #2, 3	2
10	98-9347	Asm-Hose, Pressure #3	1
11	340-70	Nut-Bulkhead	2
12	340-127	Nut-Bulkhead	4
13	69-8930	Washer-Flat	8
14	98-4588	Asm-Hose, Pressure #1, 4	1
15	98-4582	Asm-Hose, Pressure #2	1
16	98-4587	Asm-Hose, Drain #4	1
17	98-4589	Asm-Hose, Pressure #4	1
18	237-79	O-Ring	10
19	237-30	O-Ring	19
20	98-4590	Asm-Hose, Drain #1	1
21	93-1375	Motor-Hydraulic	5
22	98-9344	Asm-Hose, Hydraulic	1

Ref. No.	Part No.	Description	No. Used
23	94-4918	Asm-Tube, Pressure #2, 3	1
24	94-4917	Asm-Tube, Drain #2, 3	1
25	94-6031	Fitting-Hydraulic (Incl. Ref. #19)	1
26	94-4916	Asm-Hose, Drain, Return	1
27	98-9348	Asm-Hose, Pressure #2	1
28	240-5	Grommet-Rubber	4
29	69-8960	Spacer	4
30	93-9151	Fitting-Hydraulic (Incl. Ref. #19)	4
31	340-71	Fitting-Hydraulic (Incl. Ref. #36)	2
32	32144-58	Screw-HSH	4
33	93-7961	Clamp-Case Drain	2
34	93-7960	Spacer	4
35	82-8170	Clamp	4
36	237-22	O-Ring	4
37	3256-70	Washer-Flat	4
38	98-9343	Asm-Hose, Hydraulic	1
*	3290-378	Tie-Cable	4
*	98-9761	Kit-Hydraulic Hose (Incl. Ref. #1, 6, 8, 14-15 & 17)	1

*Not Illustrated

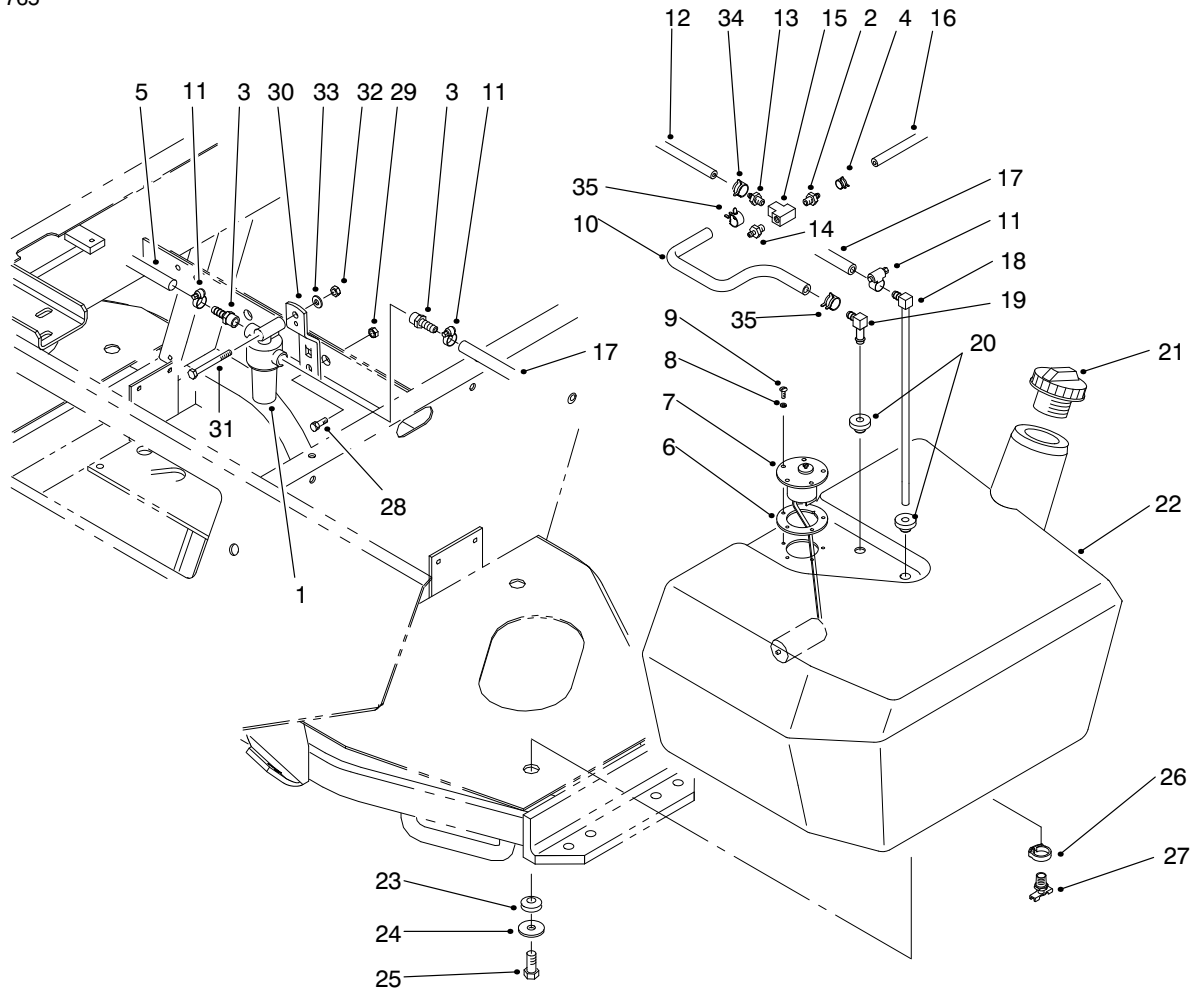


T-1872-1

REEL MOTOR ASM NO. 93-1375

Ref. No.	Part No.	Description	No. Used	Ref. No.	Part No.	Description	No. Used
1	354-50	Screw-HSH	4	9	74-3810	Asm-Load Plate	1
2	354-51	Washer	4	10	92-8795	Asm-Body (Incl. Ref. #5)	1
3	353-599	Pin-Dowel	2	†11		Spacer	1
4	93-3614	Asm-Cover (Incl. Ref. #5)	1	†12		Seal-Shaft	1
†5		Bearing-Needle	5	13	32151-41	Ring-Retaining	1
6	93-3616	Asm-Idler Gear	1	14	92-8796	Pin-Dowel	2
7	93-3615	Asm-Drive Shaft	1	*	92-8863	Kit-Repair (Incl. Ref. #8, & 11-13)	1
8	354-46	Ring-Seal	1				

*Not Illustrated



T-2898-1

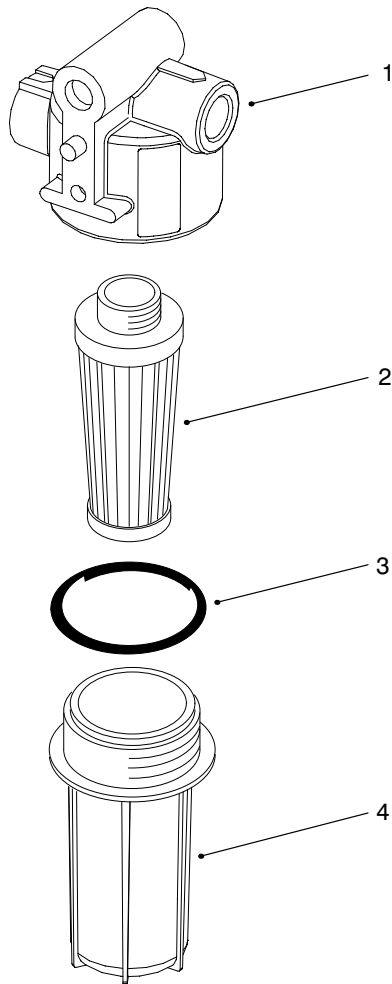
FUEL TANK ASM

Ref. No.	Part No.	Description	No. Used
1	99-8351	Filter-Fuel	1
2	304-73	Fitting-Barbed	1
3	353-783	Fitting-Fuel	1
4	2412-98	Clamp-Hose	1
5	63-7610	Hose-Fuel	1
6	62-7650	Gasket-Sending Unit	1
7	63-7640	Unit-Sending	1
8	3253-15	Washer-Lock	5
9	32122-24	Screw-Round Hd.	5
10	93-2042	Hose-Fuel	1
11	2412-108	Clamp-Hose	4
12	75-4700	Hose-Fuel	1
13	354-22	Fitting-Fuel, Straight	1
14	354-21	Fitting-Fuel Straight	1
15	354-20	Fitting-Fuel Tee	1
16	98-9338	Hose-Fuel	1
17	95-4276	Hose-Fuel	1
18	66-8121	Standpipe-Elbow 90°	1

Ref. No.	Part No.	Description	No. Used
19	46-6550	Connector-Fuel, Elbow 90°	1
20	46-6560	Grommet	2
21	93-3102	Cap-Fuel Tank	1
22	94-3510	Asm-Fuel Tank (Incl. Ref. #26-27)	1
23	240-11	Grommet	3
24	63-8410	Washer-Flat	3
25	33103-025	Screw-HHF	3
26	2412-36	Clamp-Drain	1
27	304-46	Fitting-Drain	1
28	322-4	Screw-HH	1
29	3296-29	Nut-Lock	1
30	98-9748	Support-Bracket, Filter	1
31	321-8	Screw-HH	1
32	3296-42	Nut-Lock	1
33	3256-22	Washer-Flat	1
34	2412-146	Clamp-Spring	2
35	92-2379	Clamp	2

*Not Illustrated

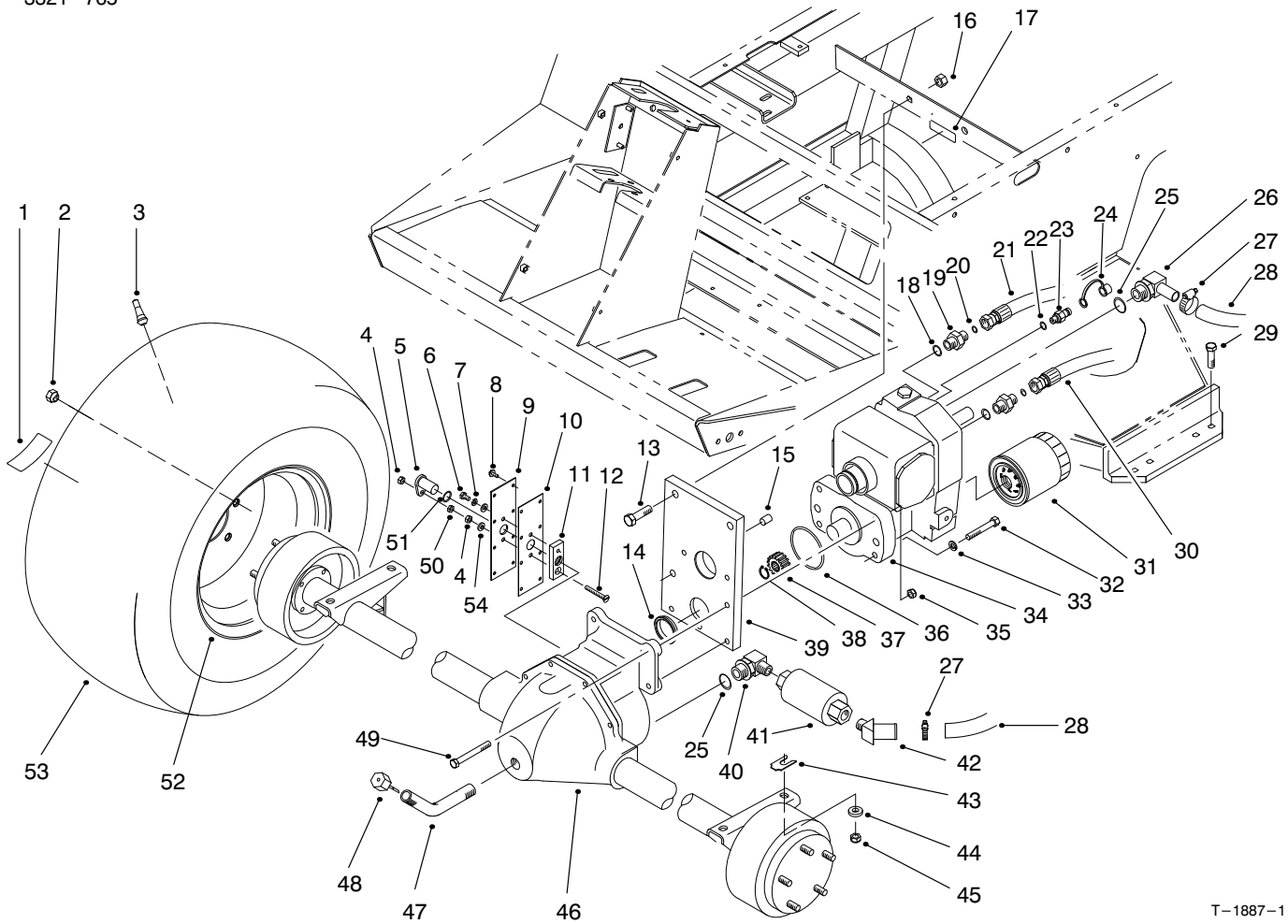
†Not Serviced Separately



T-3100

FUEL FILTER ASM NO. 99-8351

Ref. No.	Part No.	Description	No. Used	Ref. No.	Part No.	Description	No. Used
1	99-8356	Kit-Head W/Label	1	3	99-8359	O-Ring	1
2	99-8358	Kit-Element (Incl. Ref. 33)	1	4	99-8357	Kit-Bowel (Incl. Ref. #3)	1

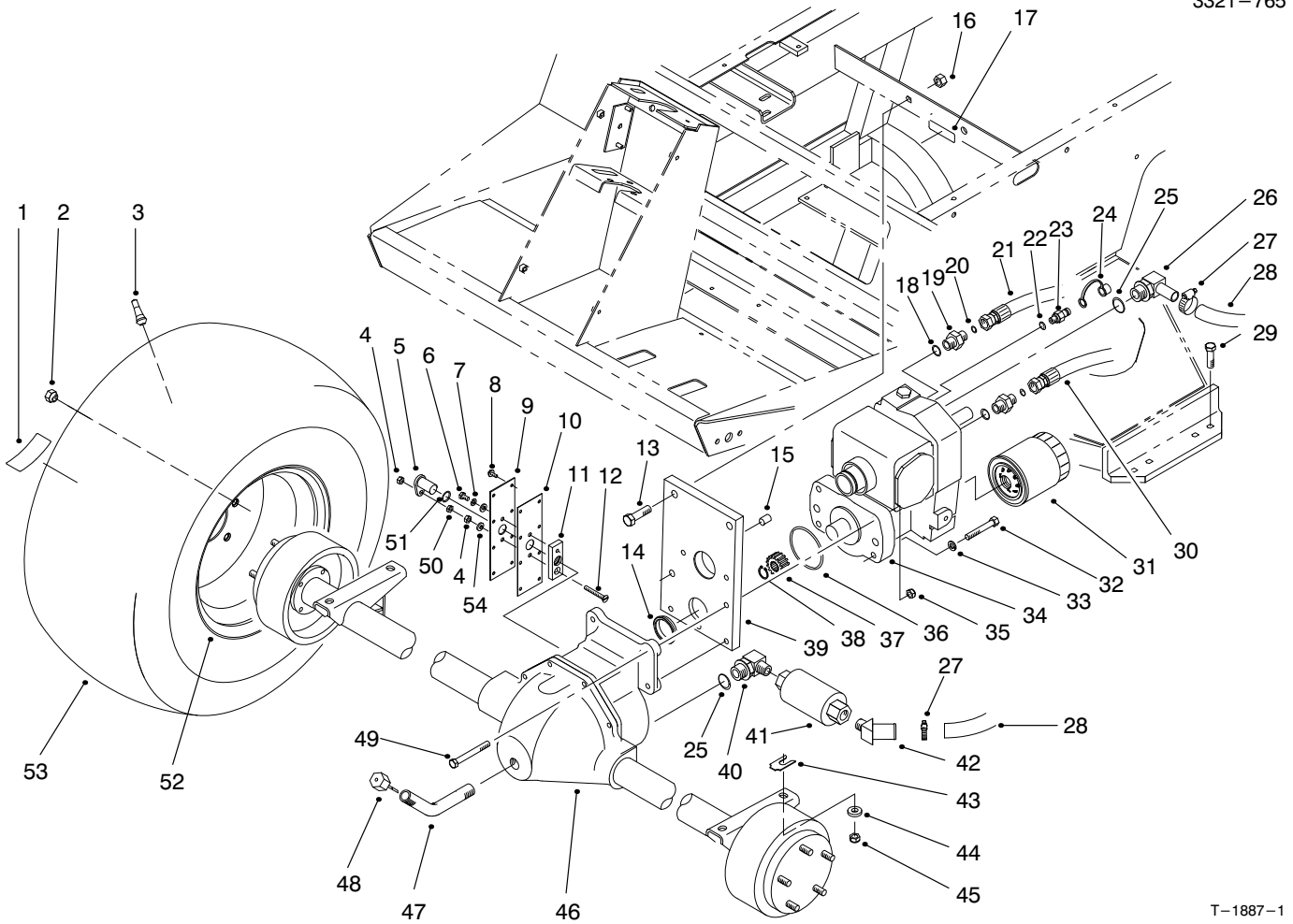


T-1887-1

FRONT AXLE & TRANSMISSION ASM

Ref. No.	Part No.	Description	No. Used
1	76-8730	Decal-Bolt Torque	2
2	23-7270	Nut-Lug	10
3	232-27	Stem-Valve	2
4	3296-56	Nut-Lock	2
5	85-4350	Sensor-Gear Tooth	1
6	321-2	Screw-HH	1
7	3253-3	Washer-Lock	1
8	32144-112	Screw-HH	8
9	85-4330	Cover-Gear	1
10	92-5797	Gasket-Axle	1
11	85-4340	Plate-Sensor Mounting	1
12	32108-9	Screw-Machine	1
13	325-7	Screw-HH	2
14	75-3110	Collar-Transmission	1
15	92-4808	Sleeve-Trans. Pilot	1
16	3296-23	Nut-Lock	2
17	93-6691	Decal-Bolt	1
18	237-79	O-Ring	2
19	340-3	Fitting-Hydraulic, Straight (Incl. Ref. #18 & 20)	2
20	237-22	O-Ring	2
21	93-0076	Hose-Hydraulic	1
22	237-78	O-Ring	1
23	354-77	Fitting-Hydraulic Test Port (Incl. Ref. #22)	1
24	354-79	Cap-Test Port	1

Ref. No.	Part No.	Description	No. Used
25	237-81	O-Ring	2
26	75-4720	Fitting-Hydraulic 90° (Incl. Ref. #25)	1
27	2412-129	Clamp-Hose	2
28	75-6350	Hose	1
29	324-7	Screw-HH	4
30	93-0075	Hose-Hydraulic	1
31	75-1330	Filter-Oil	1
32	323-12	Screw-HH	2
33	3253-21	Washer-Lock	2
34	75-0012	Asm-Transmission	1
35	3296-39	Nut-Lock	2
36	237-161	O-Ring	1
37	86-7220	Gear-Pinion	1
38	32151-62	Ring-Retaining	1
39	92-4846	Asm-Trans. Support (Incl. Ref. #14 & 15)	1
40	354-75	Fitting-Hydraulic 90° (Incl. Ref. #25)	1
41	75-6340	Strainer-In-Line	1
42	354-72	Fitting-Hydraulic 45°	1
43	42-6080	Shim-Axle	A/R
44	66-6480	Washer-Flat	4
45	3296-48	Nut-Lock	4
46	94-6933	Asm-Front Axle	1
47	75-6850	Tube-Oil Fill	1

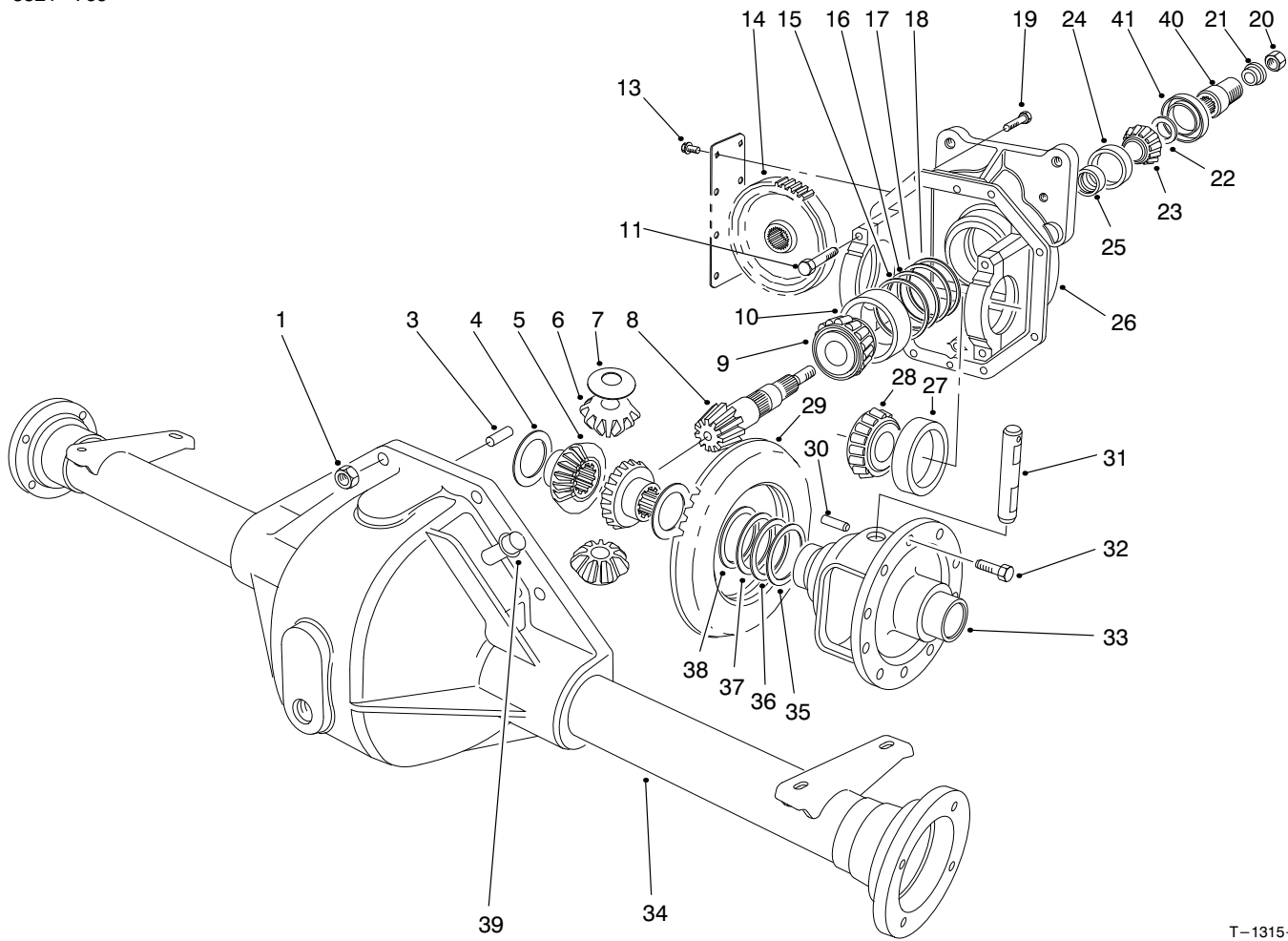


T-1887-1

FRONT AXLE & TRANSMISSION ASM (Continued)

Ref. No.	Part No.	Description	No. Used
48	27-3710	Dipstick-Axle	1
49	323-20	Screw-HH	2
50	3218-1	Nut-Jam	1
51	237-181	O-Ring	1

Ref. No.	Part No.	Description	No. Used
52	217-120	Rim	2
53	231-134	Tire	2
54	3256-22	Washer-Flat	2



T-1315-1

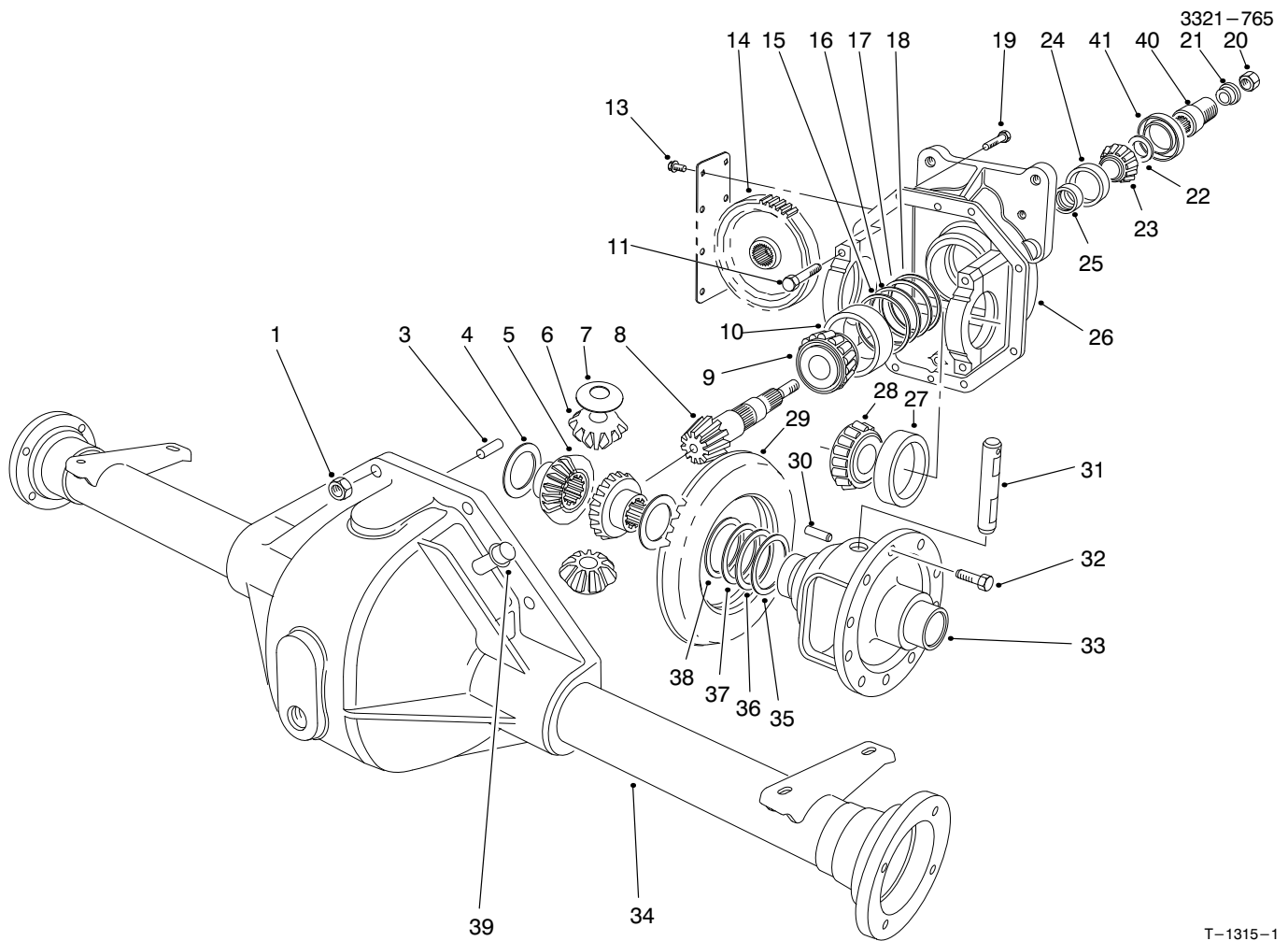
FRONT AXLE ASM NO. 94-6933

Ref. No.	Part No.	Description	No. Used
1	32144-5	Nut	8
3	21-8270	Pin-Dowel	2
4	21-7720	Washer-Thrust	2
5	24-8790	Gear-Bevel, Differential	2
6	21-7690	Gear-Pinion	2
7	21-7730	Washer-Thrust	2
†8		Pinion-Drive	1
9	43-6760	Cone-Bearing, tapered	1
10	43-6750	Cup-Bearing, Tapered	1
11	92-1773	Screw-HH	4
13	32144-112	Screw-Thread Forming	8
14	86-7230	Gear-Spur	1
15	43-6710	Diff. Adjust. Shim .003	A/R
16	43-6711	Diff. Adjust. Shim .005	A/R
17	43-6712	Diff. Adjust. Shim .010	A/R
18	43-6713	Diff. Adjust. Shim .030	A/R
19	3210-8	Screw-HH	8
20	71-4350	Nut	1
21	83-5130	Spacer-Pinion	1
22	72-3570	Shim .094-Diff. Adjust.	A/R
*	72-3571	Shim .096-Diff. Adjust.	A/R
*	72-3572	Shim .098-Diff. Adjust.	A/R
22	72-3573	Shim .100-Diff. Adjust.	A/R

Ref. No.	Part No.	Description	No. Used
*	72-3574	Shim .102-Diff. Adjust.	A/R
*	72-3575	Shim .104-Diff. Adjust.	A/R
*	72-3576	Shim .106-Diff. Adjust.	A/R
*	72-3577	Shim .108-Diff. Adjust.	A/R
*	72-3578	Shim .110-Diff. Adjust.	A/R
*	72-3580	Shim .112-Diff. Adjust.	A/R
*	72-3581	Shim .114-Diff. Adjust.	A/R
*	72-3582	Shim .116-Diff. Adjust.	A/R
*	72-3583	Shim .118-Diff. Adjust.	A/R
*	72-3584	Shim .120-Diff. Adjust.	A/R
*	72-3585	Shim .125-Diff. Adjust.	A/R
*	72-3586	Shim .127-Diff. Adjust.	A/R
*	72-3587	Shim .129-Diff. Adjust.	A/R
*	72-3588	Shim .131-Diff. Adjust.	A/R
*	72-3590	Shim .133-Diff. Adjust.	A/R
*	72-3591	Shim .135-Diff. Adjust.	A/R
*	72-3592	Shim .137-Diff. Adjust.	A/R
*	72-3593	Shim .139-Diff. Adjust.	A/R
*	72-3594	Shim .141-Diff. Adjust.	A/R
*	72-3595	Shim .143-Diff. Adjust.	A/R
*	72-3596	Shim .145-Diff. Adjust.	A/R
*	72-3597	Shim .147-Diff. Adjust.	A/R
*	72-3598	Shim .149-Diff. Adjust.	A/R

*Not Illustrated

†Not Serviced Separately



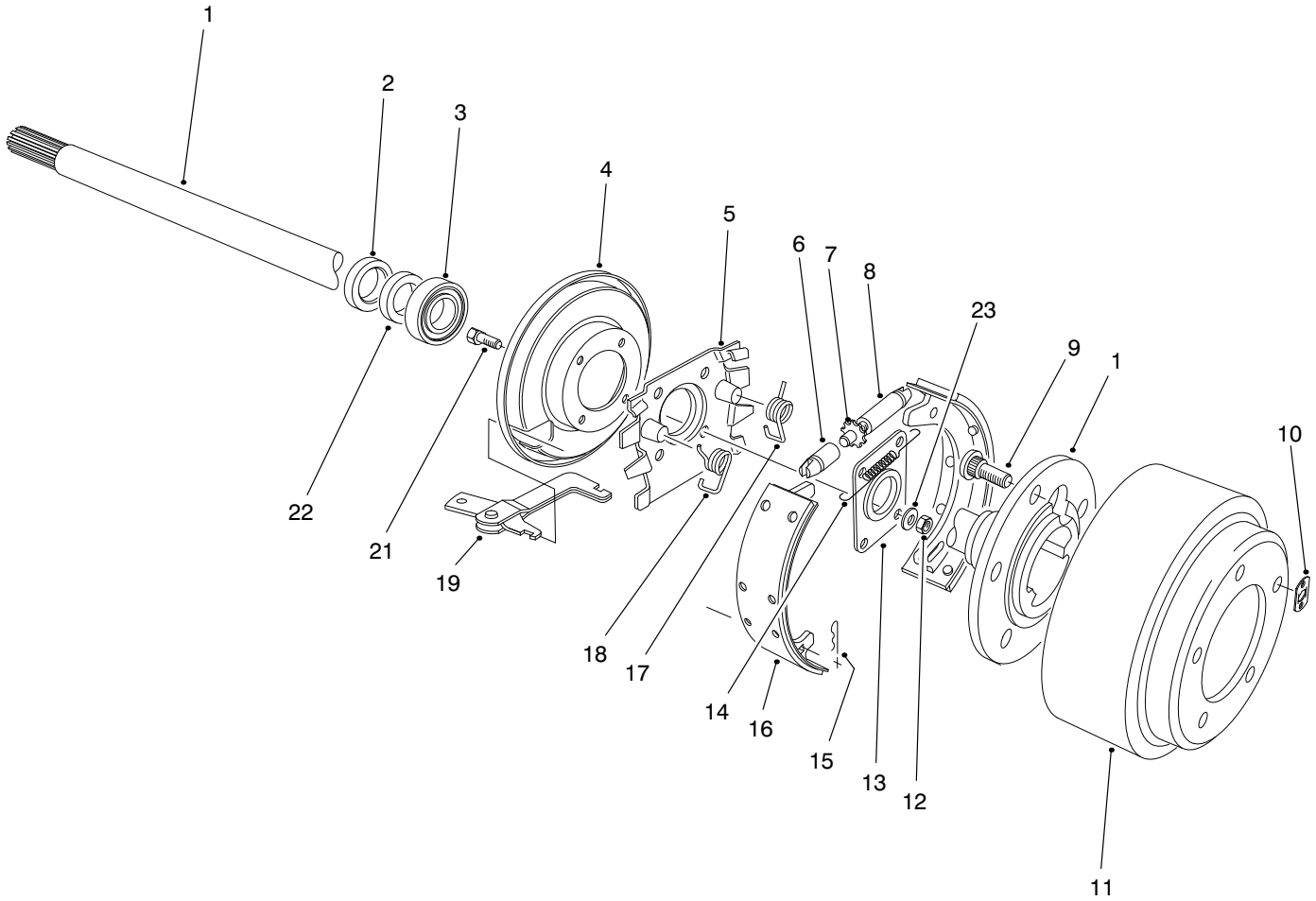
T-1315-1

FRONT AXLE ASM NO. 94-6933 (Continued)

Ref. No.	Part No.	Description	No. Used	Ref. No.	Part No.	Description	No. Used
22	72-3600	Shim .151-Diff. Adjust.	A/R	34	75-0721	Housing-Lower	1
23	254-91	Cone-Bearing	1	35	21-8120	Diff. Adjust. Shim .030	A/R
24	21-8390	Cup-Bearing	1	36	21-8110	Diff. Adjust. Shim .010	A/R
25	21-8020	Spacer-Front Pinion	1	37	21-8100	Diff. Adjust. Shim .005	A/R
26	93-3619	Upper Housing (Incl. Ref. #11)	1	38	21-8090	Diff. Adjust. Shim .003	A/R
27	254-66	Cup-Tapered Bearing	2	39	72-9420	Asm-Vent Tube	1
28	254-65	Cone-Tapered Bearing	2	40	83-4910	Coupler-Pinion	1
†29		Gear-Ring	1	41	71-4330	Seal	1
30	21-7710	Pin-Roll	1	*	93-3618	Asm-Gear & Pinion (Incl. Ref. #8 & 29)	1
31	21-7700	Shaft-Pinion Mate	1	*	93-3617	Asm-Differential (Incl. Ref. #4-10, 14-33, 35-38, 40 & 41)	1
32	21-7770	Screw-Drive Gear	5				
33	21-7670	Case-Differential	1				

*Not Illustrated

†Not Serviced Separately



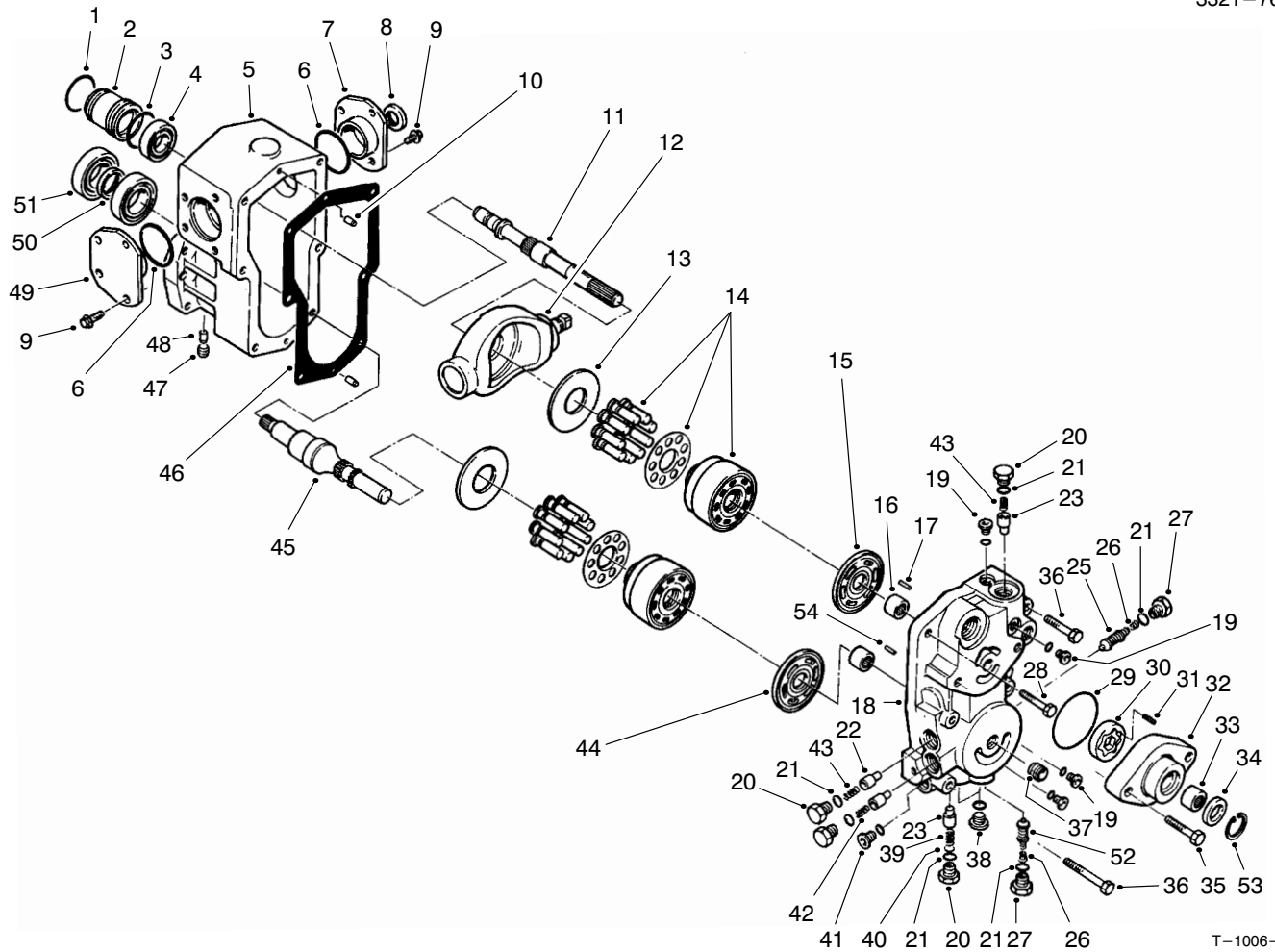
T-2664

BRAKE ASM

Ref. No.	Part No.	Description	No. Used
1	27-6862	Shaft-Axle, Flanged LH	1
*	27-6852	Shaft-Axle, Flanged RH	1
2	92-1774	Seal-Oil	2
3	21-8180	Bearing	2
4	21-9450	Shield-Dust	2
5	43-6810	Spider-Torque	2
6	21-9390	Socket-Adjusting Screw	2
7	21-9370	Screw-Adjusting	2
8	21-9380	Nut-Pivot	2
9	242-34	Stud-Flange, Axle	10
10	21-8360	Clip-Retaining	2
11	28-0680	Drum-Brake	2
12	94-6935	Nut-Lock	8

Ref. No.	Part No.	Description	No. Used
13	28-0670	Seal-Oil	2
14	21-9440	Spring-Adjusting Screw	2
15	21-9460	Retainer-Brake, Parking	4
16	84-8590	Asm-Shoe & Lining	4
17	21-9420	Spring-Shoe Return, LH	2
18	21-9430	Spring-Shoe Return, RH	2
19	24-9180	Lever, Brake, Parking	2
21	94-6934	Screw-HSH	8
22	24-8840	Ring-Bearing, Wheel	2
23	94-6936	Washer-Flat	8
*	84-8600	Set of Lined Brake Shoes	1
*	92-8775	Kit-Gasket, Liquid	1

*Not Illustrated



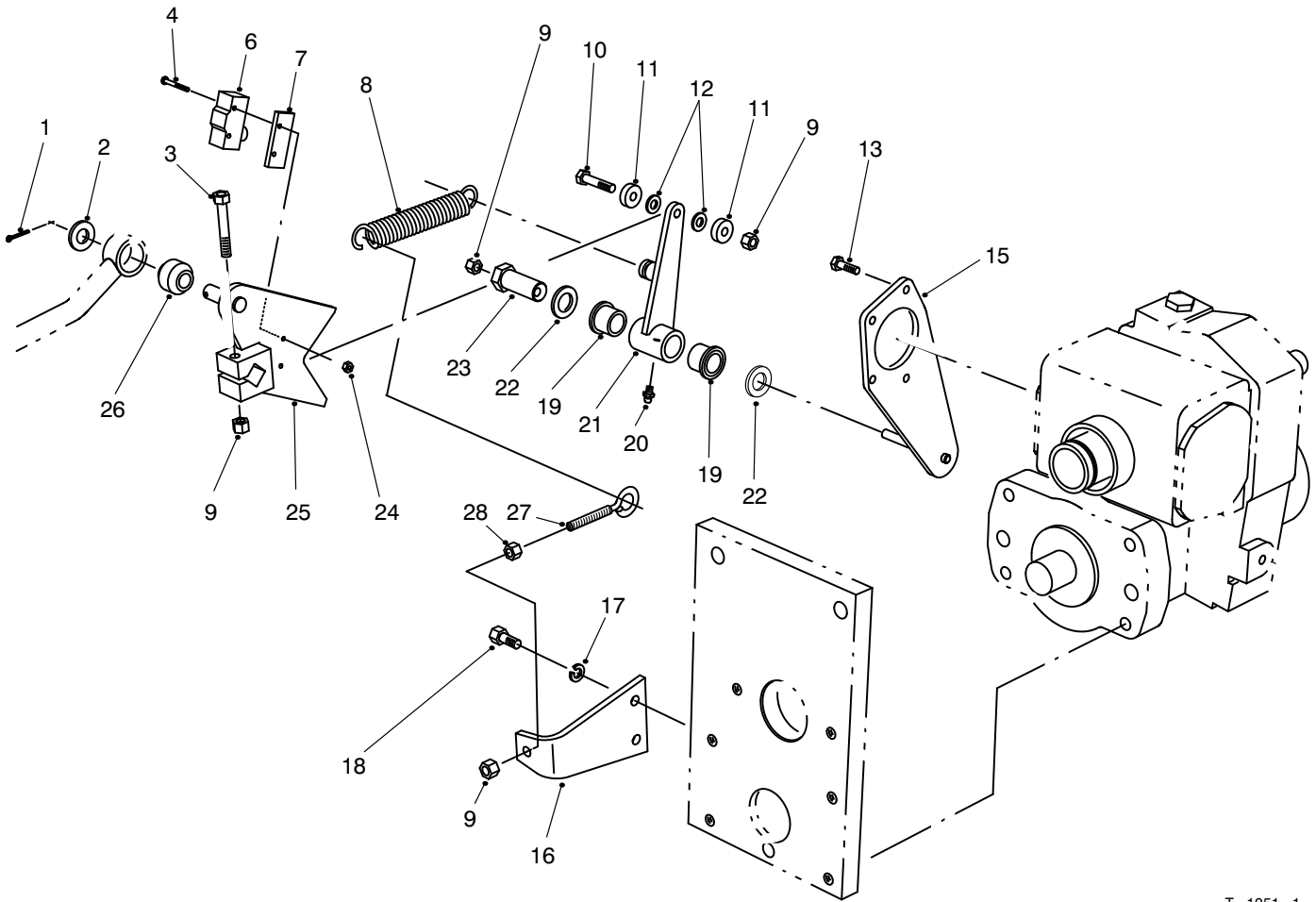
T-1006-1

TRANSMISSION ASM NO. 75-0012

Ref. No.	Part No.	Description	No. Used
1	75-0430	Ring-Retaining	1
2	75-0150	Guide-Seal	1
3	75-0410	O-Ring	1
4	75-0520	Bearing-Ball	1
5	75-0020	Housing	1
6	75-0210	O-Ring	2
7	86-7520	Asm-Trunnion Cover RH	1
8	75-0230	Seal-Lip	1
9	75-0090	Screw-HH	8
10	75-0480	Pin	2
11	86-7540	Shaft-Pump	1
12	75-0390	Plate-Swash	1
13	75-0400	Plate-Thrust	2
14	75-0470	Kit-Cylinder Block	2
15	75-0380	Plate-Valve	1
16	75-0500	Bearing-Needle	2
17	75-0510	Pin	1
18	75-0040	Center Section	1
19	75-0170	Plug-Straight Thread	4
20	75-0060	Plug	4
21	75-0240	O-Ring	6
22	75-0290	Spring	2
23	75-0260	Valve-Relief	4
24	75-0130	Screw-HH	3
25	93-0097	Valve-SCR	1
26	75-0140	Spring-Conical	1
27	75-0190	Plug-Special	2

Ref. No.	Part No.	Description	No. Used
28	75-0120	Screw-HH	1
29	75-0370	O-Ring	1
30	75-0360	Gerotor	1
31	75-0350	Pin	1
32	83-4780	Housing-Charge Pump	1
33	75-0340	Bearing-Needle	1
34	75-0330	Seal-Lip	1
35	75-0110	Screw-HH	2
36	75-0180	Screw-HH	2
37	75-0320	Nipple	1
38	75-0200	Plug-Straight Thread	2
39	75-0270	Spring	1
40	75-0310	Shim	1
41	75-0070	Plug	1
42	75-0280	Spring	1
44	93-0083	Plate-Valve	1
45	75-0440	Shaft-Motor	1
46	75-0030	Gasket-Housing	1
47	75-0160	Plug-Pipe	1
48	75-0220	Pin	2
49	86-7530	Asm-Trunnion Cover LH	1
50	75-0450	Collar	1
51	75-0460	Bearing-Ball	2
52	75-6930	Valve-SCR	1
53	32120-74	Ring-Retaining	1
54	75-0250	Pin-Slotted	1

*Not Illustrated

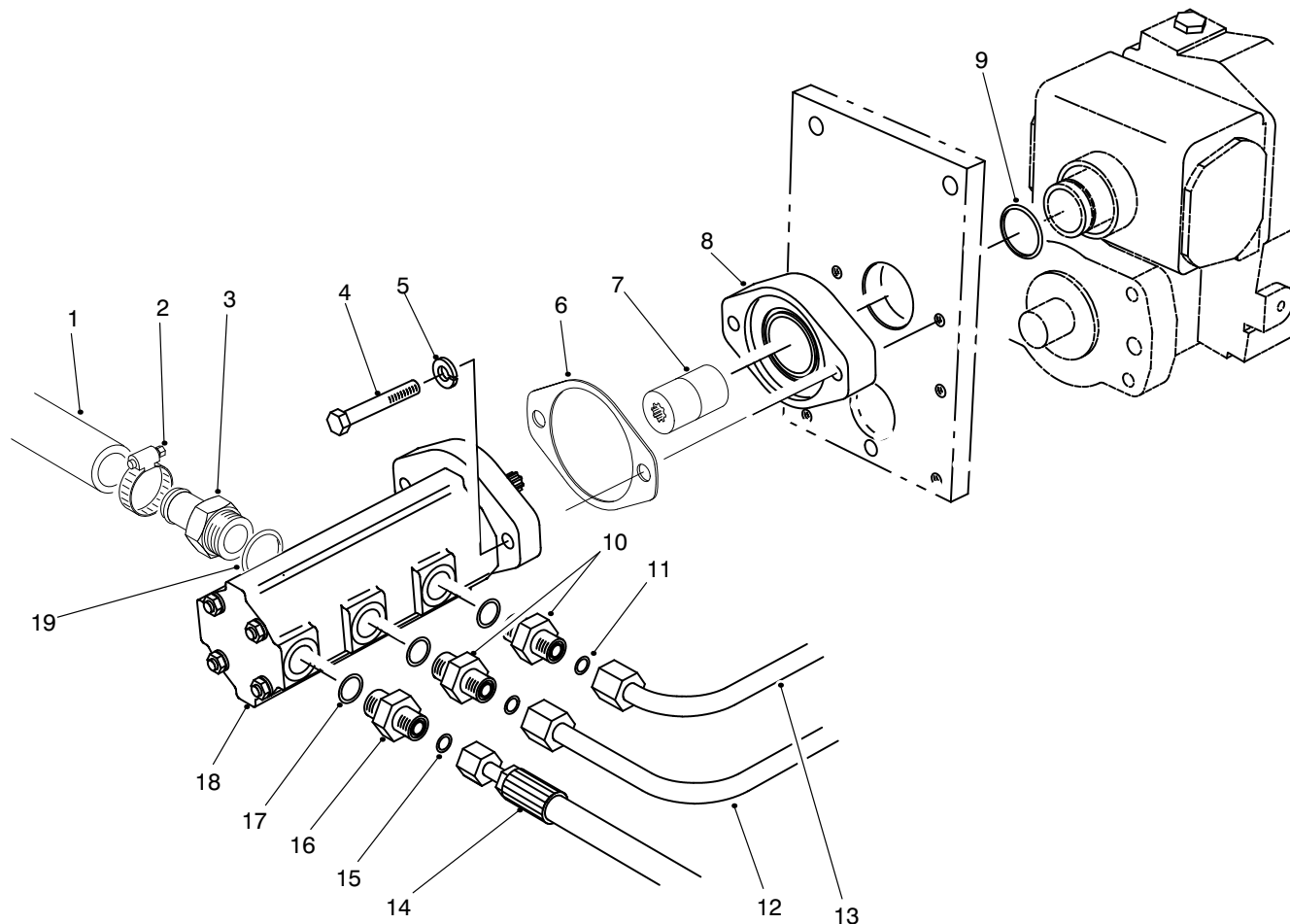


T-1051-1

TRACTION CONTROL ASM

Ref. No.	Part No.	Description	No. Used
1	3272-10	Pin-Cotter	1
2	3256-26	Washer-Flat	1
3	322-10	Screw-HH	1
4	32105-21	Screw	2
6	29-6162	Switch-Neutral	1
7	75-4130	Plate-Switch	1
8	76-9430	Spring-Extension	1
9	3296-29	Nut-Lock	4
10	322-7	Screw-HH	1
11	251-259	Bearing-Ball	2
12	75-5470	Spacer	2
13	32144-22	Screw-HH	4
15	75-4080	Plate-Traction	1
16	85-9900	Plate-Spring Anchor	1

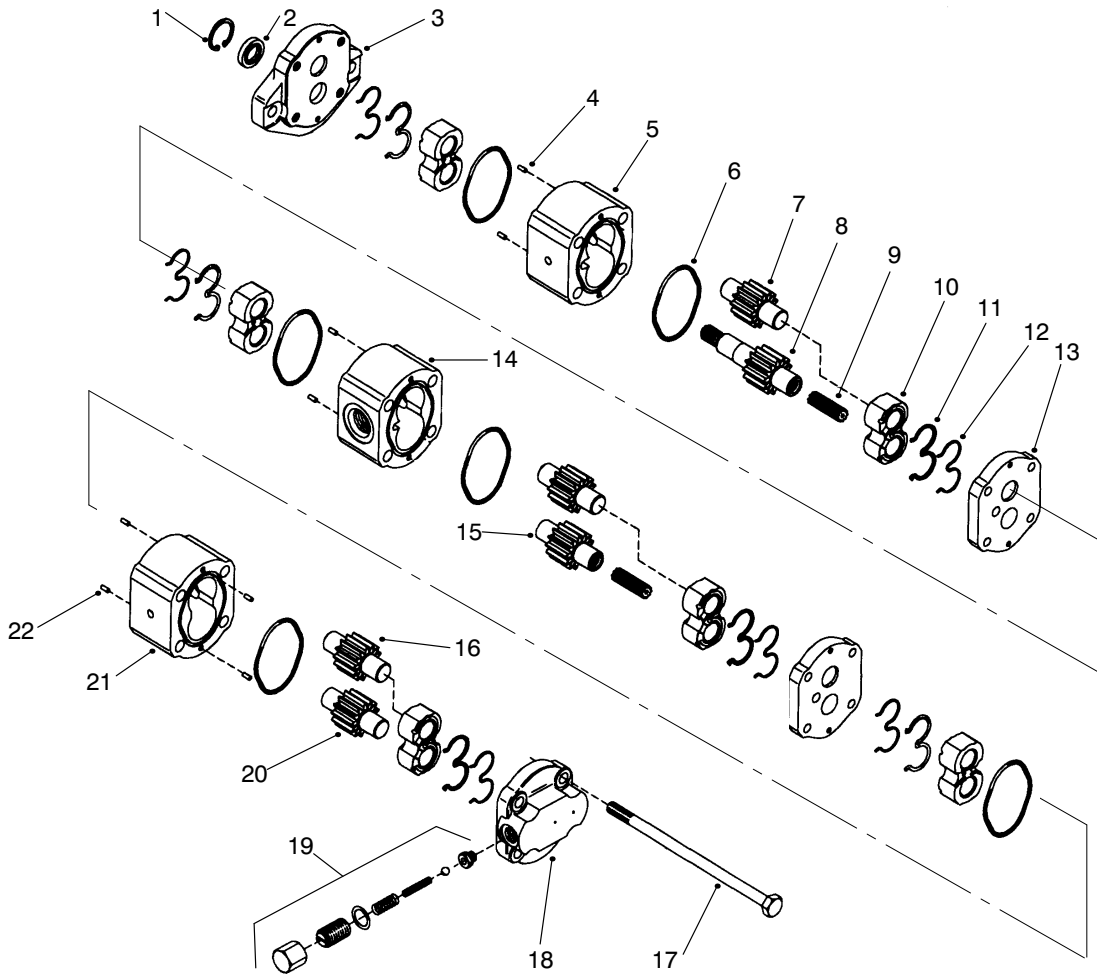
Ref. No.	Part No.	Description	No. Used
17	3253-4	Washer-Lock	2
18	322-3	Screw-HH	2
19	256-113	Bushing-Flange	2
20	302-5	Fitting-Grease	1
21	92-2581	Asm-Switch Arm (Incl. Ref. #19 & 20)	1
22	3-6498	Washer-Thrust	2
23	76-8640	Stud-Traction	1
24	3296-9	Nut-Hex.	2
25	75-4100	Control-Pump	1
26	23-2270	Bushing-Rubber	1
27	85-9910	Eyebolt	1
28	3217-6	Nut-Hex.	1



T-1928-1

GEAR PUMP INSTALLATION ASM

Ref. No.	Part No.	Description	No. Used	Ref. No.	Part No.	Description	No. Used
1	75-6870	Hose-Suction	1	11	237-30	O-Ring	2
2	2412-34	Clamp-Hose	1	12	93-3643	Tube-Hydraulic	1
3	354-78	Fitting-Hydraulic (Incl. Ref. #19)	1	13	93-3642	Tube-Hydraulic	1
4	323-12	Screw-HH	2	14	75-6240	Hose-Hydraulic	1
5	3253-5	Washer-Lock	2	15	237-22	O-Ring	1
6	93-3604	Gasket	1	16	340-3	Fitting-Hydraulic Straight (Incl. Ref. #15 & 17)	1
7	93-1396	Coupler-Trans.	1	17	237-79	O-Ring	3
8	75-4400	Adaptor-Transmission	1	18	98-9796	Asm-Pump, Gear	1
9	237-163	O-Ring	1	19	237-146	O-Ring	1
10	340-4	Fitting-Hydraulic Straight (Incl. Ref. #11 & 17)	2				



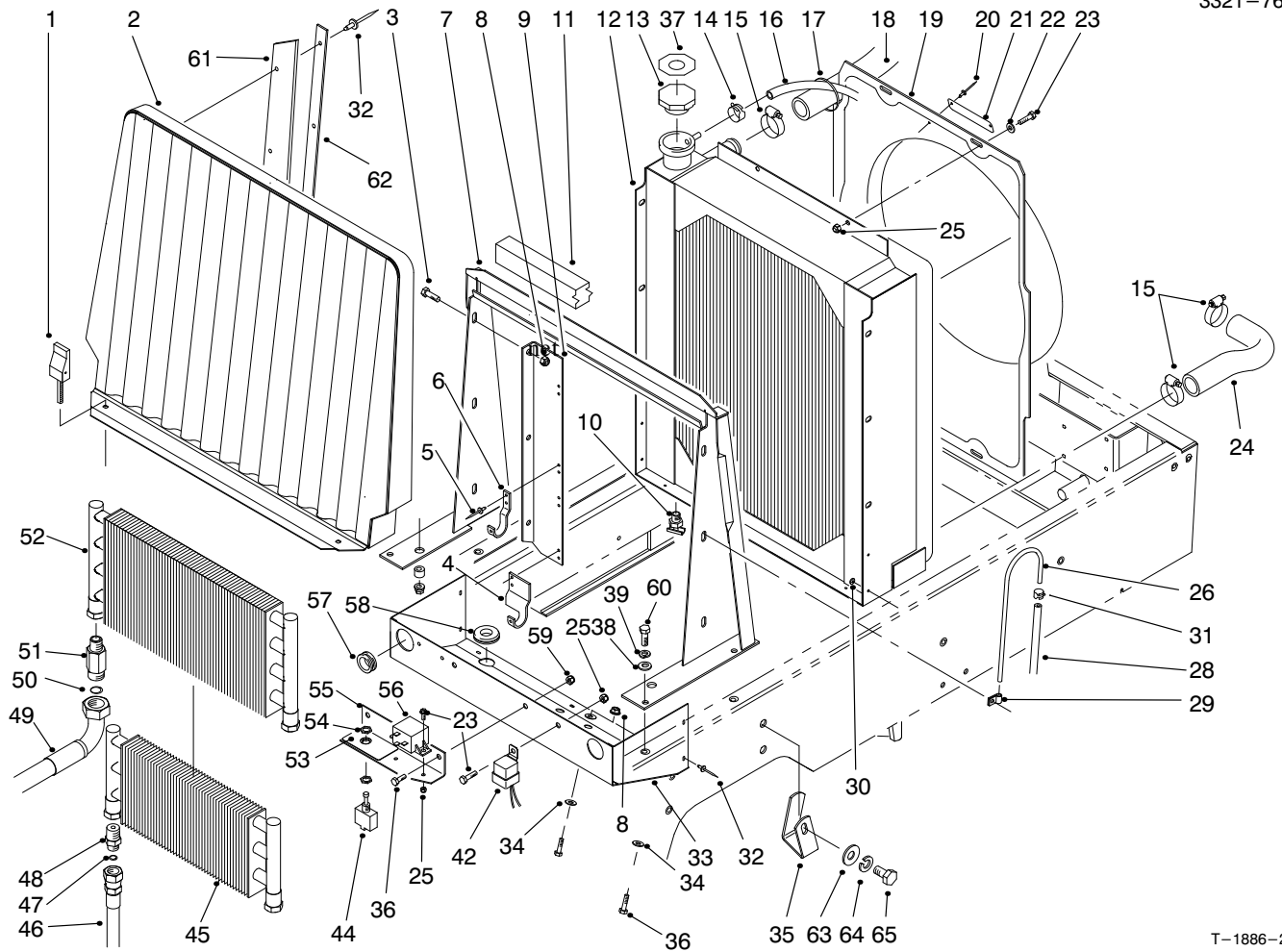
T-1935-1

HYDRAULIC PUMP NO. 98-9796

Ref. No.	Part No.	Description	No. Used
1		Ring-Retaining	1
2		Seal-Shaft	1
3		Flange	1
4	93-4278	Pin-Dowel	4
5		Housing	1
6		O-Ring	2
7		Gear-Idler	1
8		Gear-Drive	1
9	93-4280	Coupling	2
10		Bearing	2
11		E-Seal	2
12		Ring-Backup	2
13	93-4279	Plate-Distance	2
14		Housing	1
15		Gear-Idler	1
16		Gear-Idler	1
17	93-4283	Bolt	4

Ref. No.	Part No.	Description	No. Used
18	93-4282	Block-Valve	1
19	93-4277	Kit-Valve	1
20		Gear-Idler	1
21		Housing	1
22	93-4281	Pin-Dowel	4
*	93-4268	Kit-Flange (Incl. Ref. #1-3)	1
*	98-9798	Kit-Housing, Section 1 (Incl. Ref. #6, 7, 10-12, 14 & 15)	1
*	98-9797	Kit-Housing, Section 2 (Incl. Ref. #5-8, & 10-12)	1
*	98-9799	Kit-Housing, Section 3 (Incl. Ref. #6, 10-12, 16, & 20-21)	1
*	99-8353	Kit-Individual Pieces (Incl. Ref. #2, 6, 11, & 12)	1

*Not Illustrated

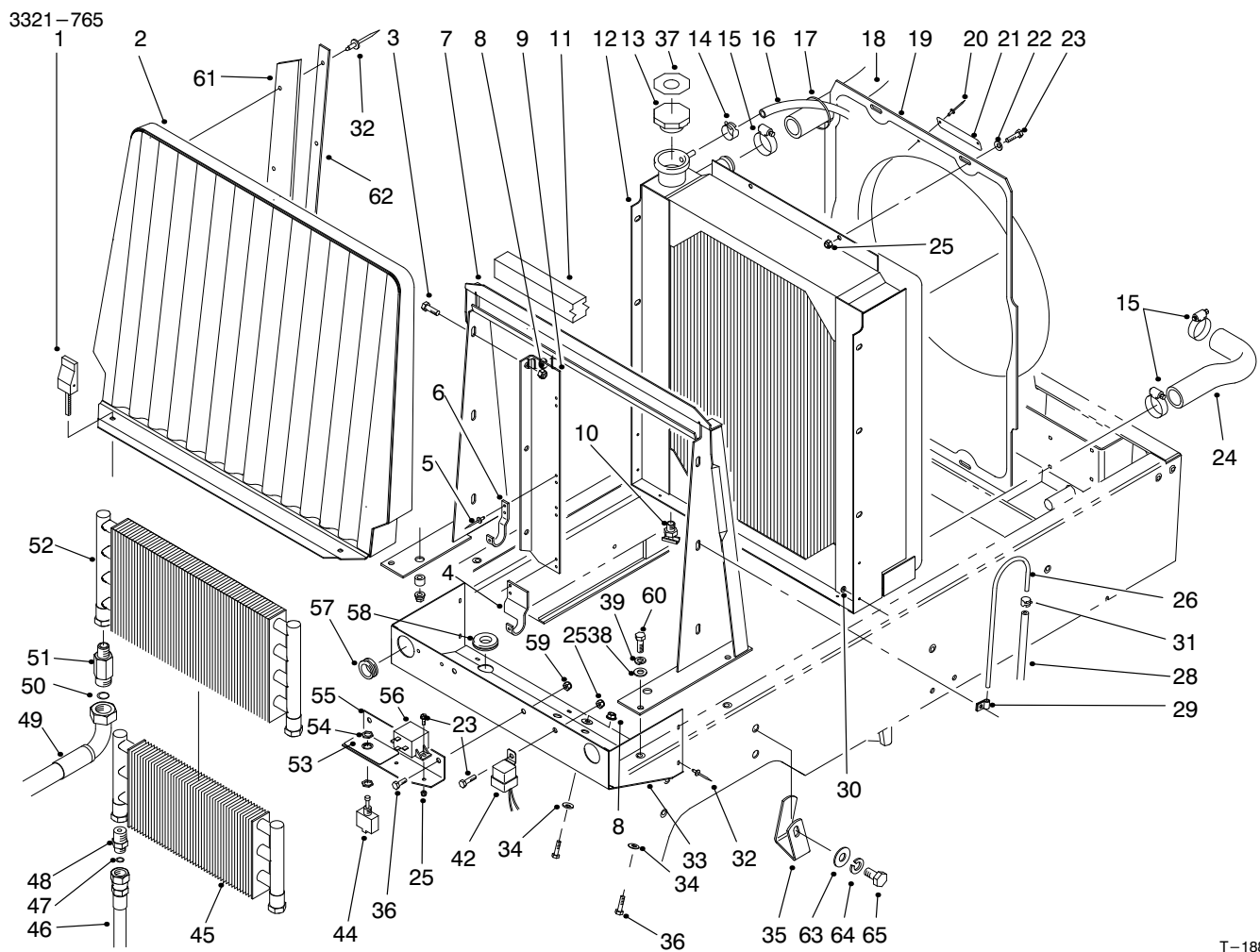


T-1886-2

RADIATOR ASM

Ref. No.	Part No.	Description	No. Used	Ref. No.	Part No.	Description	No. Used
1	93-1374	Latch-Swell	2	21	98-9335	Plate-Caution	1
2	93-0032	Housing-Front Screen	1	22	3256-22	Washer-Flat	4
3	3234-5	Screw-Whiz Lock	6	23	321-4	Screw-HH	7
4	93-0090	Bracket-Mount RH, Cooler	1	24	98-4512	Hose-Radiator Lower	1
*4	93-0089	Bracket-Mount LH, Cooler	1	25	3296-42	Nut-Lock	7
5	3269-15	Rivet-Pop	8	26	66-3180	Tube-Vent	1
6	75-0930	Hook-Oil Cooler	4	28	75-4701	Hose-Fuel Vent	1
7	98-9317	Support-Radiator	1	29	2412-103	Clamp-R	2
8	32128-20	Nut-Whiz	8	30	3269-10	Washer-Back-up	7
9	93-0030	Asm-Cooler Mount RH (Incl. Ref. #4-6)	1	31	2412-98	Clamp-Hose	1
*	93-0071	Asm-Cooler Mount LH (Incl. Ref. #*4-6)	1	32	3269-13	Rivet-Pop	17
10	304-46	Drain-Radiator	1	33	93-0025	Shield-Radiator	1
11	93-0005	Strip-Foam, Top	1	34	3256-2	Washer-Flat	4
12	98-4507	Radiator	1	35	98-4591	Clamp-Hose LH	1
13	66-3240	Cap-Radiator	1	*	98-4592	Clamp-Hose RH	1
14	92-2379	Clamp-Hose	1	36	322-2	Screw-HH	4
15	2412-34	Clamp-Hose	4	37	93-7840	Decal-Radiator Cap	1
16	75-2851	Hose-Expansion Tank	1	38	3256-23	Washer-Flat	4
17	3290-378	Tie-Cable	1	39	3253-4	Washer-Lock	4
18	98-4511	Hose-Radiator Upper	1	42	63-7590	Relay-Starter	1
19	98-4571	Shroud-Fan	1	44	99-8352	Switch-Backlap (Incl. Ref. #54)	1
20	3290-271	Rivet-Pop	2	45	24-0760	Exchanger-Heat	1

*Not Illustrated

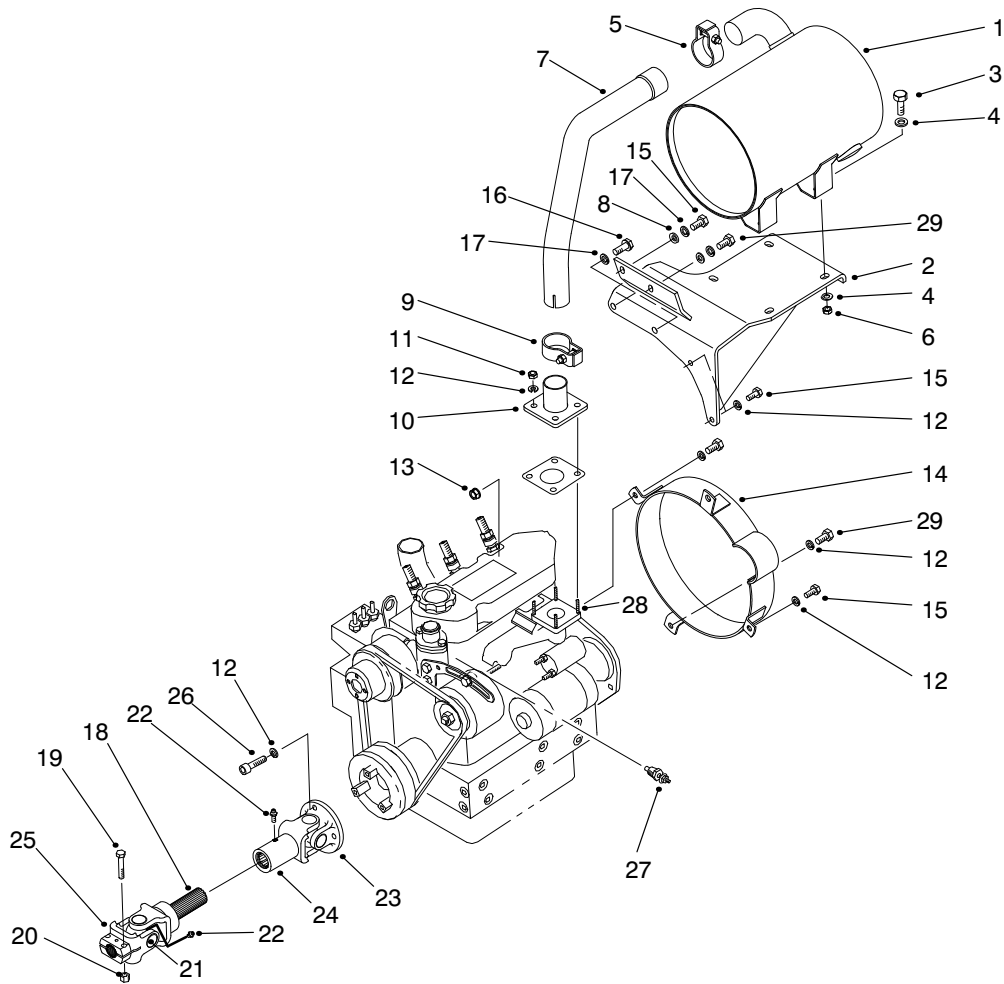


T-1886-2

RADIATOR ASM (Continued)

Ref. No.	Part No.	Description	No. Used	Ref. No.	Part No.	Description	No. Used
46	93-0076	Hose-Trans. to Cooler	1	54	218-498	Nut-Lock	2
*	93-0075	Hose-Trans. to Cooler	1	55	75-3390	Bracket-Backlap	1
47	237-22	O-Ring	2	56	66-8800	Relay-Glow Plug	1
48	340-124	Fitting-Straight (Incl. Ref. #47)	2	57	240-3	Grommet	2
49	93-0077	Hose-Cooler, RH	1	58	93-0082	Grommet	2
*	93-0078	Hose-Cooler, LH	1	59	3296-29	Nut-Lock	2
50	237-65	O-Ring	2	60	322-5	Screw-HH	4
51	92-4999	Fitting-Hydraulic 90° (Incl. Ref. #50)	2	61	93-3623	Strip-Sealing, Radiator	2
52	75-1040	Cooler-Oil	1	62	93-3624	Plate-Retaining	2
53	93-6684	Decal-Backlap	1	63	3256-26	Washer-Flat	2
				64	3253-7	Washer-Lock	2
				65	325-2	Screw-HH	2

*Not Illustrated

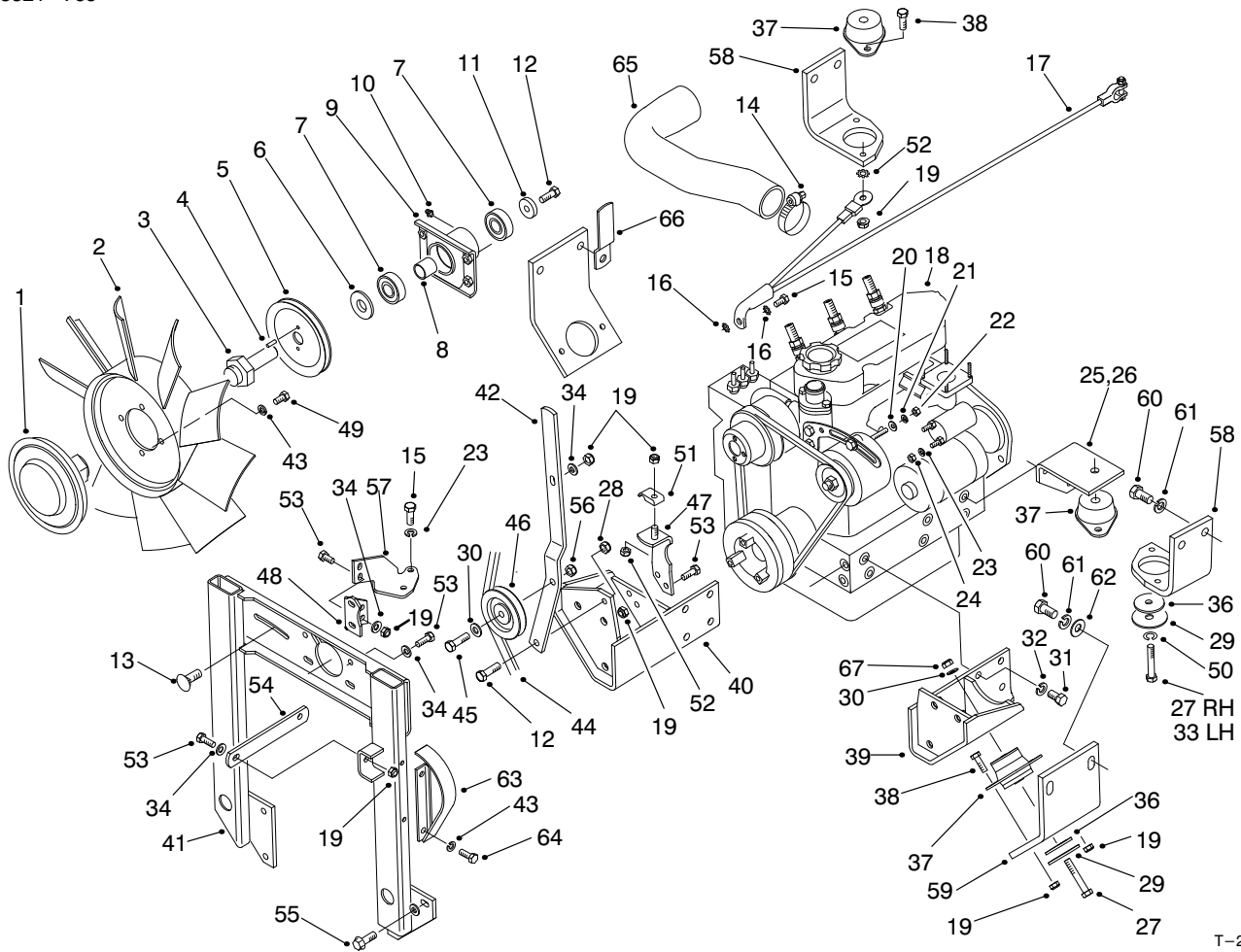


T-2900-2

MUFFLER & PUMP DRIVE ASM

Ref. No.	Part No.	Description	No. Used	Ref. No.	Part No.	Description	No. Used
1	98-9794	Muffler	1	18	98-9765	Yoke-Shaft	1
2	98-4555	Bracket-Muffler	1	19	322-9	Screw-HH	2
3	323-6	Screw-HH	4	20	3296-29	Nut-Lock	2
4	3256-4	Washer-Flat	8	21	98-9766	Kit-U-Joint	2
5	98-9310	Clamp-Muffler	1	22	302-5	Fitting-Grease	2
6	3296-39	Nut-Lock	4	23	98-9769	Yoke-Flange	1
7	98-9745	Tube-Exhaust	1	24	98-9767	Yoke-Slip Tube	1
8	33094-00	Washer-Flat	2	25	98-9768	Yoke-End	1
9	98-9309	Clamp-Muffler	1	26	98-9322	Screw-HSH	3
10	98-4527	Pipe-Engine Exhaust	1	27	98-9346	Send-Temp	1
11	33014-00	Nut-Lock	4	28	42-9560	Stud	4
12	42-9850	Washer-Lock	9	29	33114-020	Screw-HH	2
13	33024-00	Nut-Lock	1	*	98-4593	Asm-Drive Shaft (Incl. Ref. #18, 21-25)	1
14	98-4564	Guard-Flywheel	1	*	75-6880	Screen-Spark Arrester (Optional)	1
15	33114-025	Screw-HH	5				
16	43-0090	Screw-HH	2				
17	42-9600	Washer-Lock	2				

*Not Illustrated

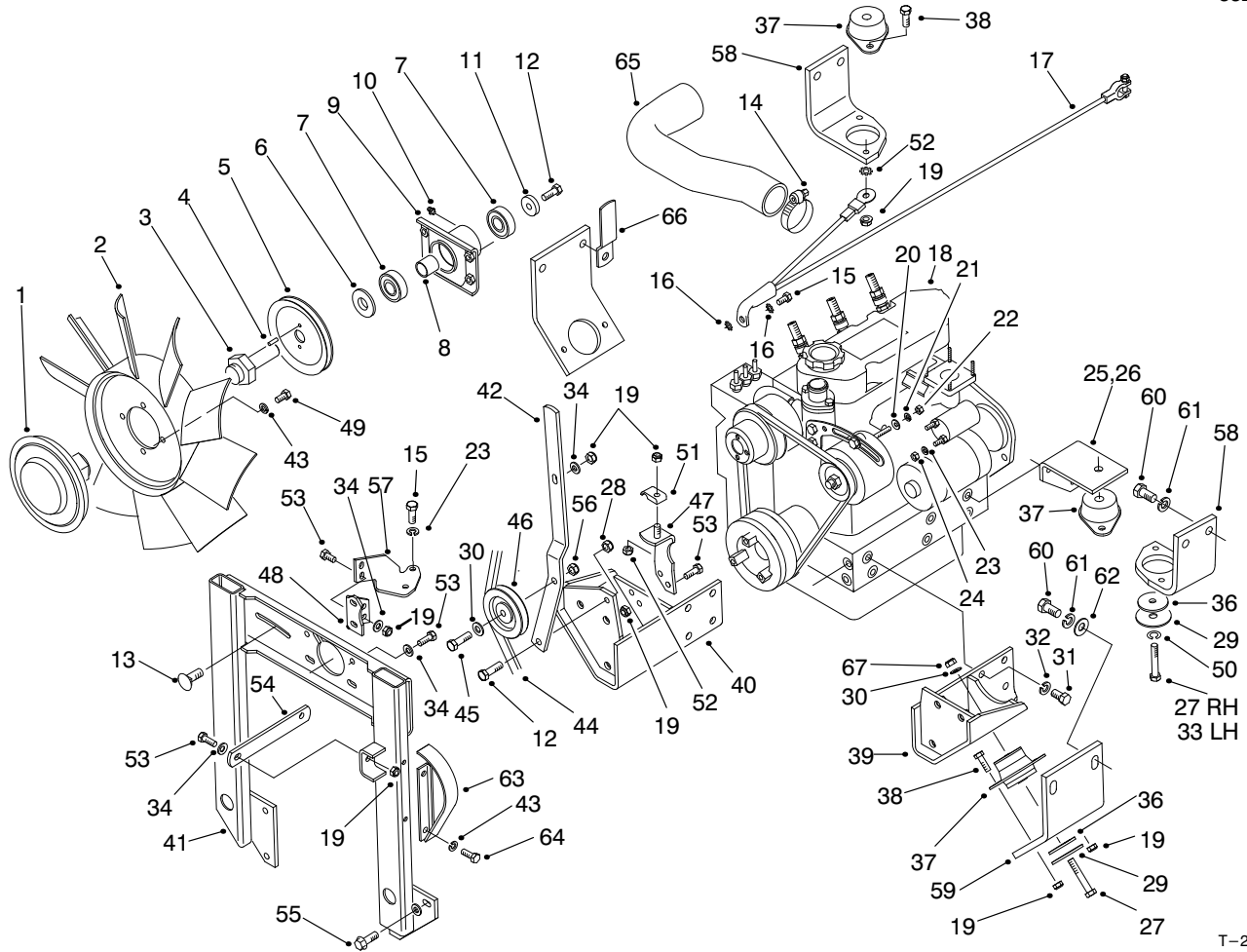


T-2901-1

ENGINE INSTALLATION ASM

Ref. No.	Part No.	Description	No. Used
1	74-5520	Clutch-Fan	1
2	75-3780	Fan	1
3	75-6380	Shaft-Fan	1
4	32121-2	Pin-Roll	2
5	98-9313	Pulley-Fan	1
6	47-0110	Spacer-Spindle	1
7	251-318	Bearing-Ball	2
8	75-5310	Spacer-Bearing	1
9	75-4450	Hub-Fan Drive	1
10	302-10	Fitting-Grease 45°	1
11	67-1630	Spacer-Fan	1
12	323-6	Screw-HH	2
13	3230-2	Bolt-Carriage	1
14	2412-92	Clamp-Hose	1
15	98-9322	Screw-HH	1
16	3255-9	Washer-Lock	2
17	98-4598	Cable-Battery (Ground)	1
18	98-9300	Asm-Engine	1
19	3296-29	Nut-Lock	15
20	3256-78	Washer-Flat	1
21	43-5930	Washer-Lock	1
22	48-7890	Nut-Hex.	1
23	42-9850	Washer-Lock	2

Ref. No.	Part No.	Description	No. Used
24	57-6390	Nut-Lock	1
25	98-4515	Bracket-Engine LH Rear	1
26	94-4514	Bracket-Engine RH Rear	1
27	323-12	Screw-HH RH	3
28	3296-39	Nut-Lock	1
29	87-5100	Washer-Snubbing	4
30	3256-24	Washer-Flat	5
31	43-0090	Screw-HH	14
32	42-9600	Washer-Lock	14
33	323-10	Screw-HH LH	1
34	3256-23	Washer-Flat	10
35	33114-016	Screw-HH	2
36	98-4596	Washer-Mount, Engine	4
37	83-1030	Mount-Engine	4
38	322-6	Screw-HH	8
39	98-4539	Bracket-Engine LH Front	1
40	98-4543	Bracket-Engine Mount RH	1
41	98-4530	Support-Fan, Engine	1
42	98-4575	Bracket-Fan Idler	1
43	3253-4	Washer-Lock	6
44	98-9312	Belt-V	1
45	323-8	Screw-HH	1
46	63-8140	Pulley-Idler	1

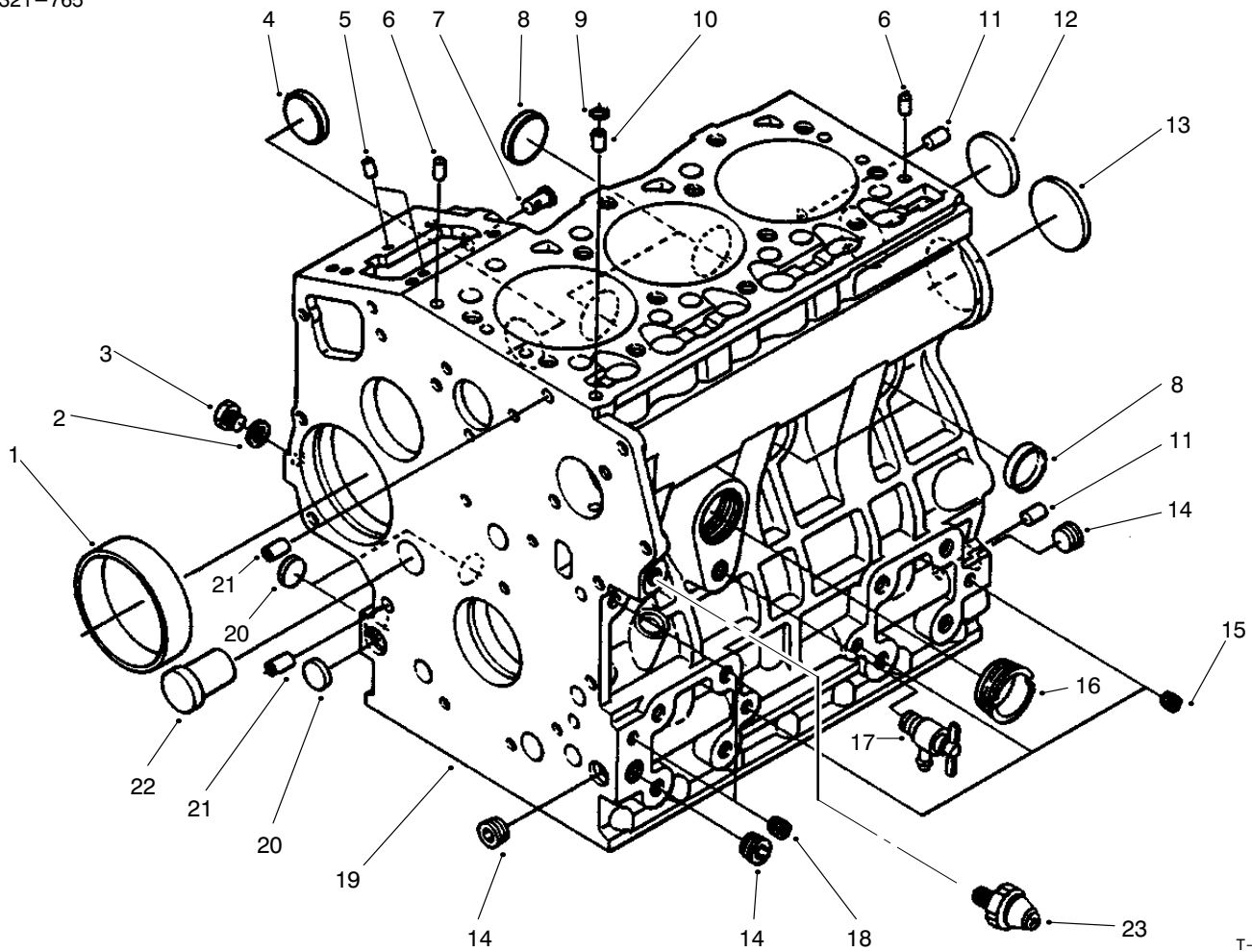


T-2901-1

ENGINE INSTALLATION ASM (Continued)

Ref. No.	Part No.	Description	No. Used
47	98-9749	Bracket-Mount, Throttle	1
48	98-9740	Bracket-Support, Fan	1
49	322-2	Screw-HH	4
50	3253-21	Washer-Lock	1
51	3-6657	Clamp-Cable	1
52	3255-8	Washer-Lock	1
53	322-4	Screw-HH	9
54	98-4547	Plate-Mount, Fan	1
55	3234-29	Screw-HHF	6
56	3296-59	Nut-Lock	1
57	98-9741	Bracket-Mount, Fan	1

Ref. No.	Part No.	Description	No. Used
58	98-4513	Bracket-Eng. Left Rear	2
59	93-0095	Bracket-Eng. Front	2
60	3213-2	Screw-HH	8
61	3253-7	Washer-Lock	8
62	3256-40	Washer-Flat	4
63	98-4561	Shield-Alternator	1
64	32144-14	Screw-HH	2
65	98-4510	Hose-Air Cleaner	1
66	98-4594	Clamp-Retainer	1
67	32128-36	Nut-HFH	3

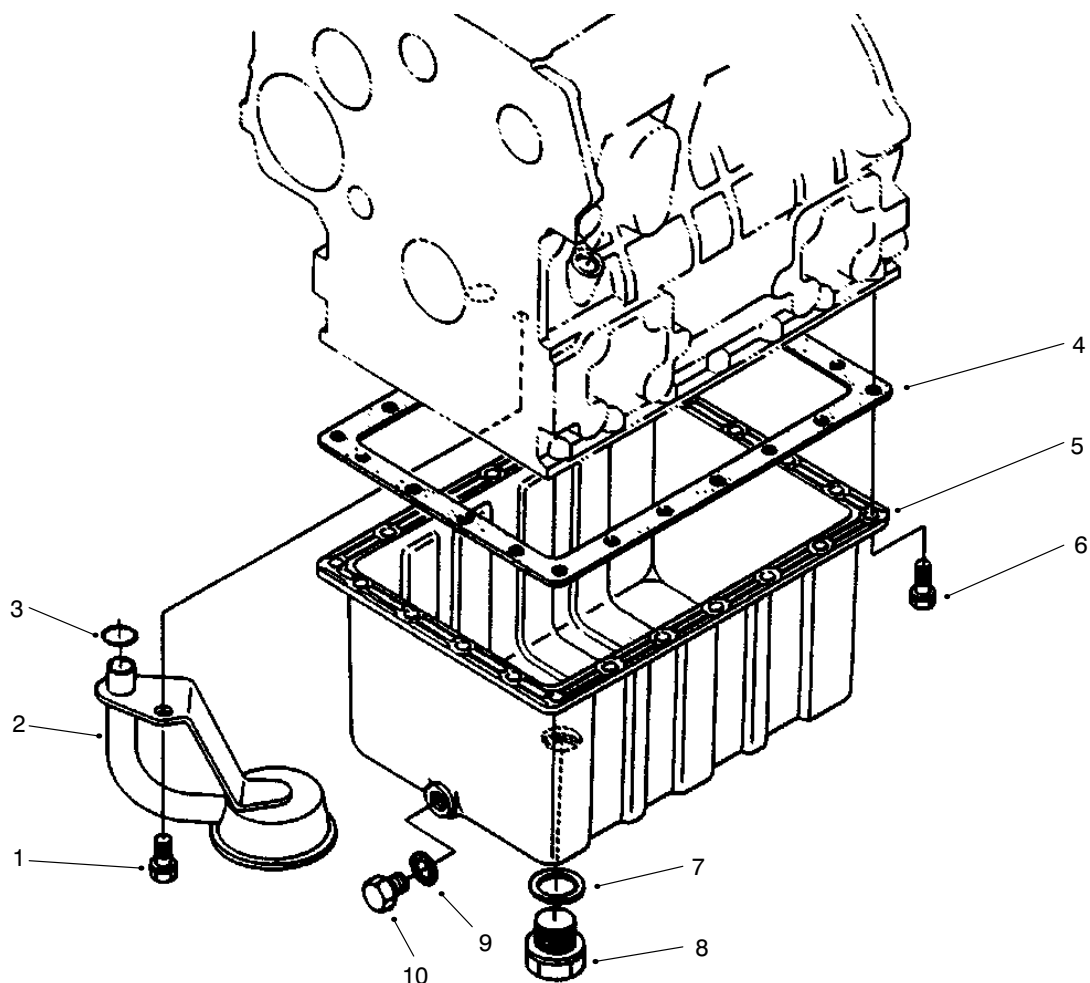


T-3114

CRANKCASE ASM

Ref. No.	Part No.	Description	No. Used
1	98-9656	Bushing-Governor, Gear	1
2	98-7428	Gasket	1
3	98-7507	Plug	1
4	98-9599	Plug	1
5	98-9375	Pin-Straight	2
6	98-9376	Pin-Straight	2
7	98-9630	Pin-Start Spring	1
8	98-9398	Cap-Sealing	4
9	98-7509	O-Ring	1
10	98-9539	Pin-Pipe	1
11	98-9377	Pin-Straight	2
12	98-7540	Cap-Sealing	1
13	98-9668	Plug	1

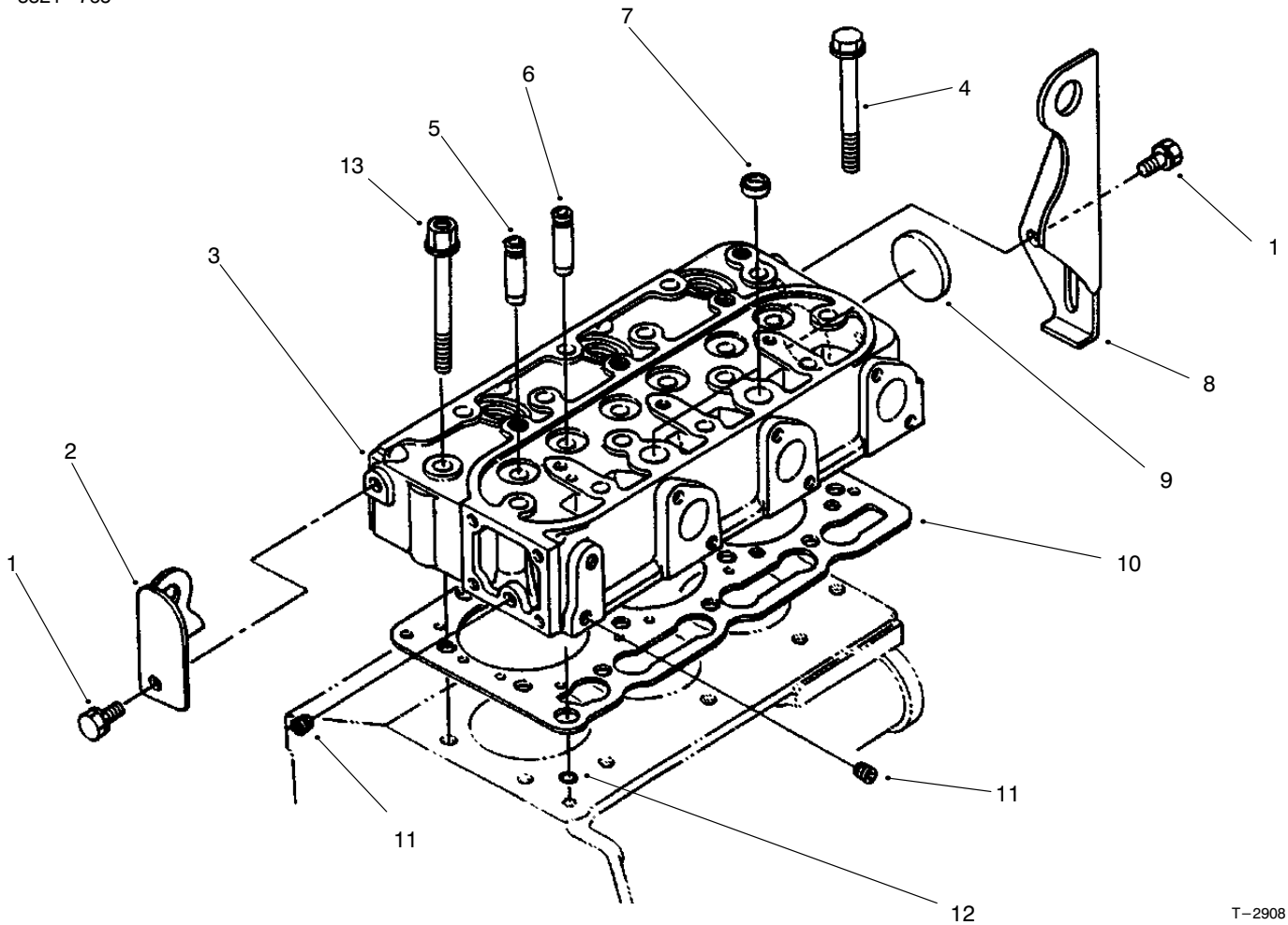
Ref. No.	Part No.	Description	No. Used
14	98-9597	Plug	3
15	98-7540	Plug	3
16	98-9667	Plug	1
17	98-9436	Asm-Cock, Drain	1
18	98-7487	Plug	2
19	98-9604	Asm-Crankcase (Incl. Ref. #1-8, 10-16, 18 & 20-22)	1
20	98-9379	Plug	3
21	98-9387	Pin-Pipe	2
22	98-9675	Plug	1
23	98-9416	Switch	1



T-2907

OIL PAN ASM

Ref. No.	Part No.	Description	No. Used	Ref. No.	Part No.	Description	No. Used
1	98-9358	Bolt	1	6	98-9350	Bolt	22
2	98-9538	Filter-Oil	1	7	98-9399	Gasket	1
3	98-7527	O-Ring	1	8	98-7523	Plug-Drain	1
4	98-9646	Gasket-Oil Pan	1	9	98-7524	Gasket	1
5	98-9685	Oil Pan	1	10	98-9386	Plug	1

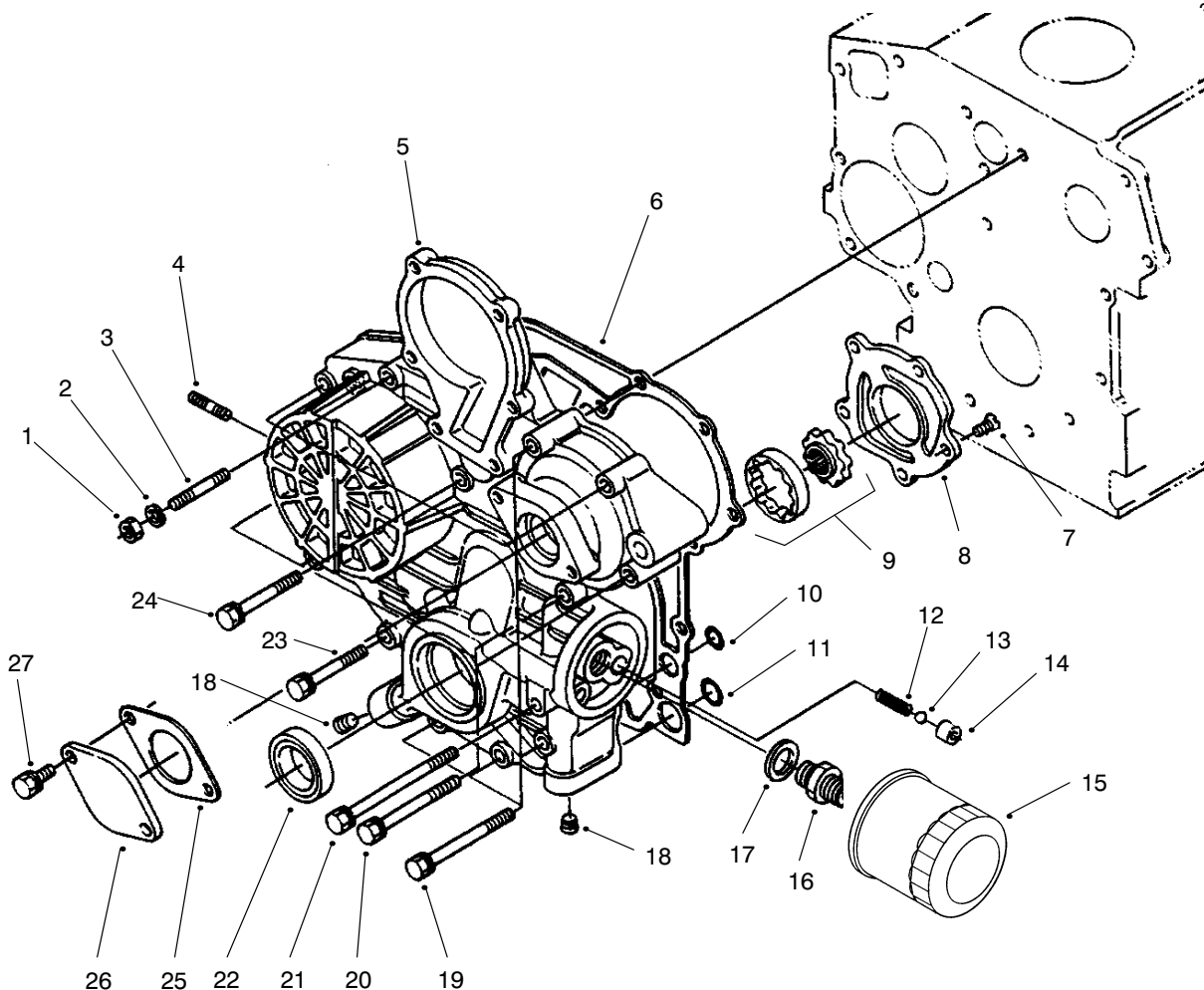


T-2908

CYLINDER HEAD ASM

Ref. No.	Part No.	Description	No. Used
1	98-7585	Bolt	2
2	98-9477	Hook-Engine	1
3	99-8344	Asm-Cylinder Head (Incl. Ref. #5-7, 9 & 11)	1
4	98-9479	Bolt-Cylinder Head	12
5	98-9499	Guide-Inlet Valve	3
6	98-9500	Guide-Exhaust Valve	3

Ref. No.	Part No.	Description	No. Used
7	98-9389	Cap-Sealing	2
8	98-9478	Hook-Engine	1
9	98-9395	Cap-Sealing	1
10	98-9613	Gasket-Cylinder Head	1
11	98-7540	Plug	2
12	98-7509	O-Ring	1
13	98-9647	Bolt-Cylinder Head	2

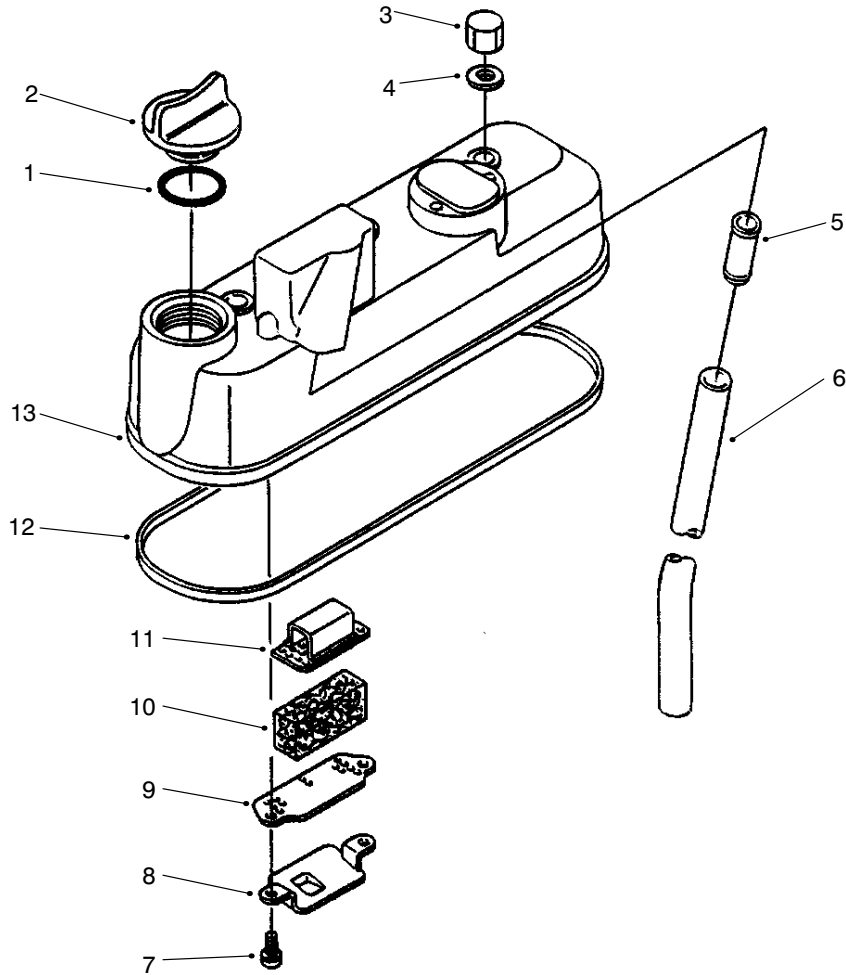


T-3115

GEAR CASE & OIL FILTER ASM

Ref. No.	Part No.	Description	No. Used
1	98-7572	Nut	1
2	98-9367	Washer-Lock	1
3	98-9363	Stud	1
4	98-9362	Stud	2
5	98-9481	Asm-Case, Gear (Incl. Ref. #7-9, 12-14 & 16-18)	1
6	98-9633	Gasket-Gear Case	1
7	98-9592	Screw	5
8	98-9541	Cover-Oil Pump	1
9	98-9540	Asm-Rotor, Oil Pump	1
10	98-9372	O-Ring	2
11	98-7547	O-Ring	2
12	98-9544	Spring	1
13	98-9380	Ball	1

Ref. No.	Part No.	Description	No. Used
14	98-9543	Seal-Valve	1
15	98-9651	Asm-Cartridge, Oil	1
16	98-9388	Joint-Pipe	1
17	98-7562	Washer-Flat	1
18	98-9598	Plug	2
19	98-9356	Bolt	2
20	98-9355	Bolt	6
21	98-9586	Bolt	1
22	98-9482	Seal-Oil	1
23	98-9437	Bolt	1
24	98-7496	Bolt	3
25	98-9684	Gasket-Gear Case	1
26	98-9641	Cover	1
27	98-7692	Bolt	2

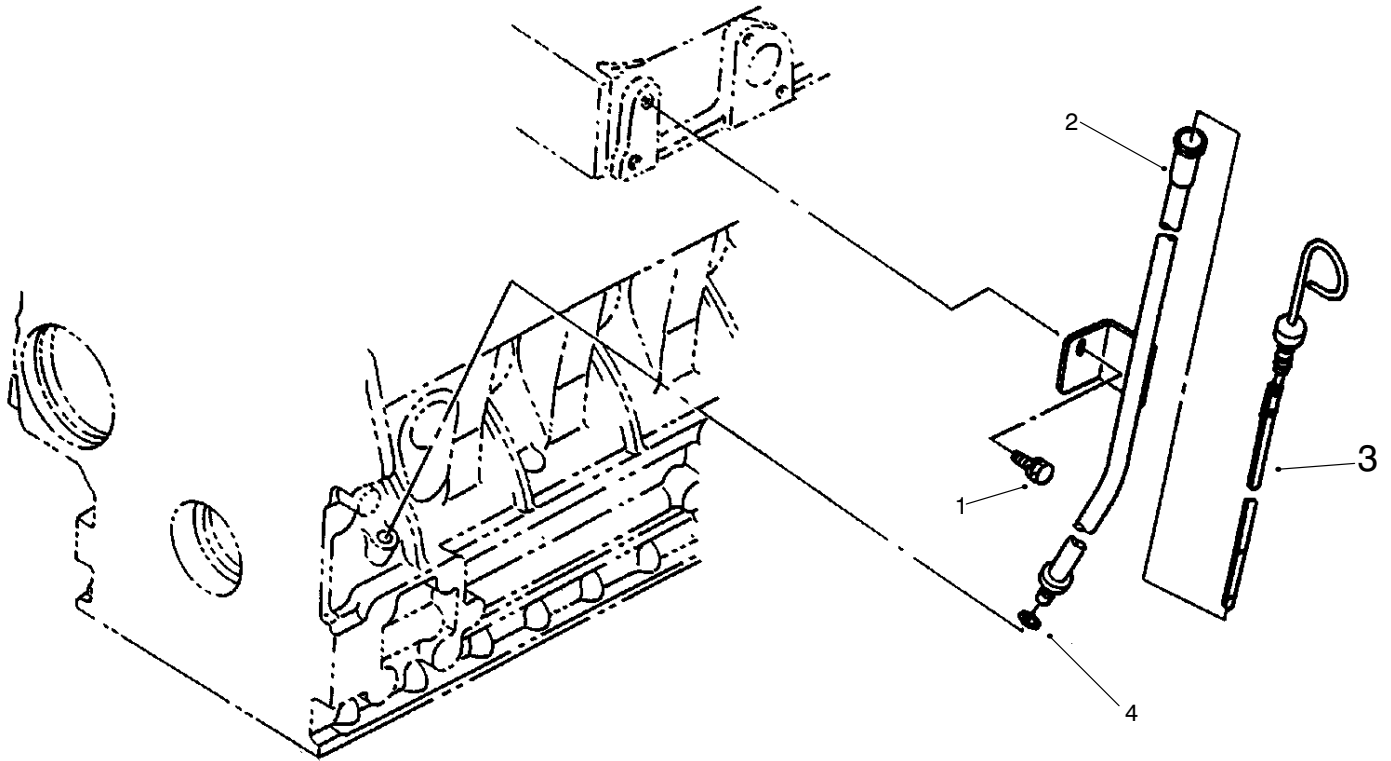


T-2910

HEAD COVER ASM

Ref. No.	Part No.	Description	No. Used
1	98-7430	O-Ring	1
2	98-9449	Plug-Oil Filler	1
3	98-9455	Nut-Cap	3
4	98-9454	Gasket	3
5	98-9492	Joint-Breather Pipe	1
6	98-9491	Pipe-Breather	1
7	98-9364	Screw w/washer	2

Ref. No.	Part No.	Description	No. Used
8	98-9490	Oil Shield-Breather	1
9	98-9488	Plate-Breather Element	1
10	98-9493	Element-Breather	1
11	98-9489	Plate-Breather Element	1
12	98-9615	Gasket-Head Cover	1
13	98-9614	Asm-Cover, Cylinder Head (Incl. Ref. #5 & 7-12)	1



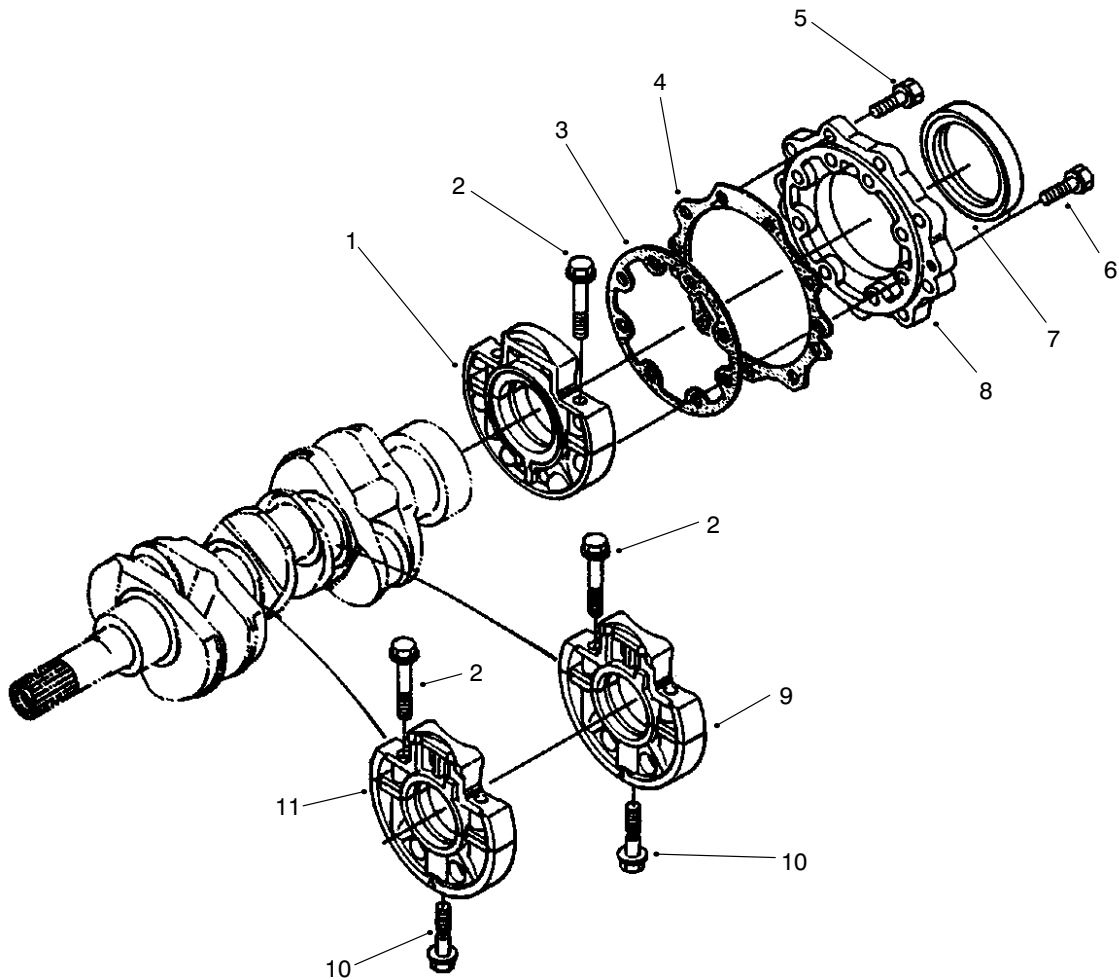
T-2911

DIPSTICK & GUIDE ASM

Ref. No.	Part No.	Description	No. Used
1	98-7585	Bolt	1
2	98-9671	Guide-Oil Gauge	1
3	98-9670	Gauge-Oil	1

Ref. No.	Part No.	Description	No. Used
4	98-9374	O-Ring	1
*	98-9672	Asm-Guide, Oil Gauge (Incl. Ref. #2 & 4)	1

*Not Illustrated

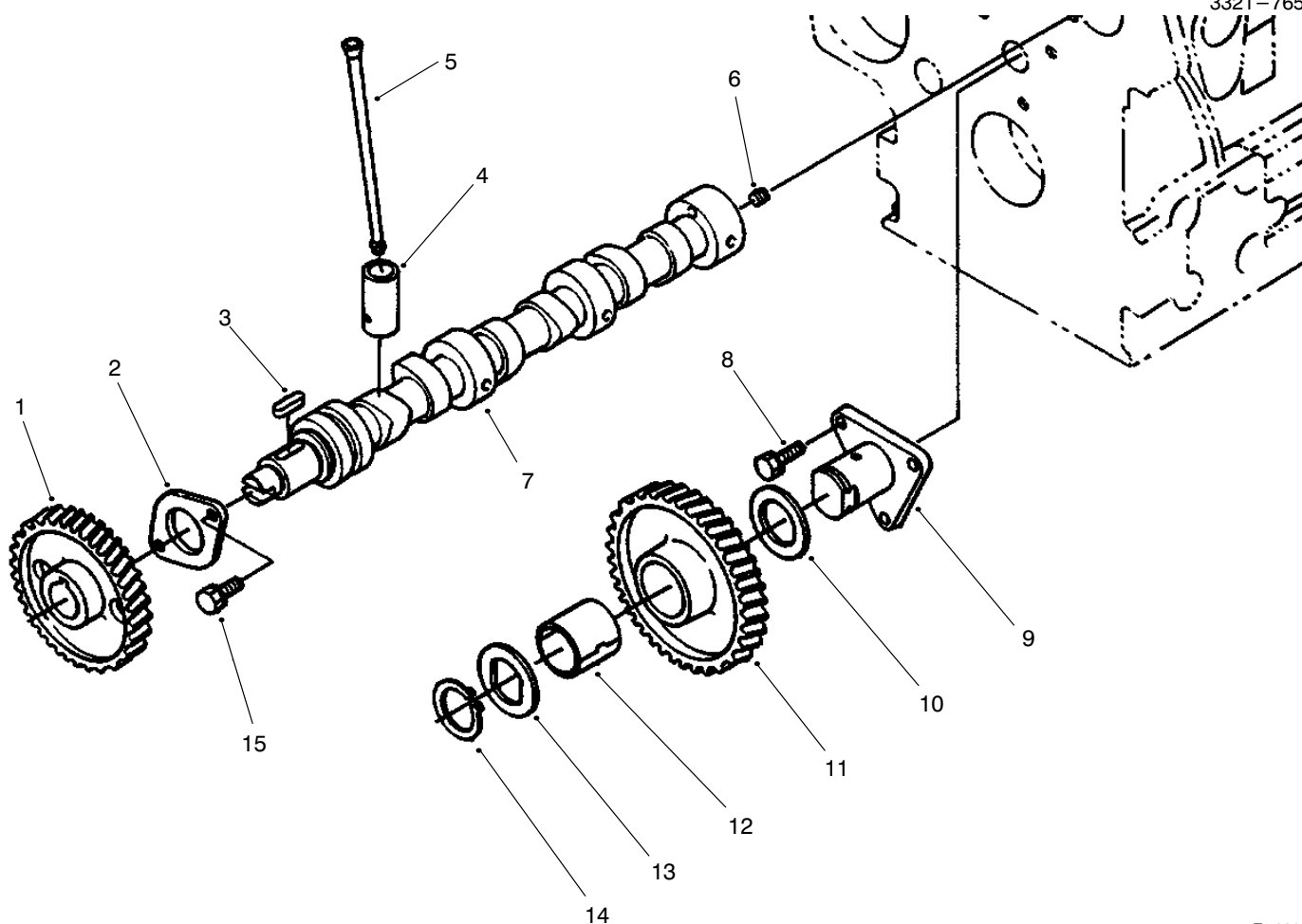


T-2912

MAIN BEARING CASE ASM

Ref. No.	Part No.	Description	No. Used
1	99-8345	Asm-Case, Main Bearing	1
2	98-9484	Bolt-Bearing Case	6
3	98-9634	Gasket-Bearing Case	1
4	98-9635	Gasket-Bearing Case Cover	1
5	98-7568	Bolt	9
6	98-9352	Bolt	8
7	98-9483	Seal-Oil	1

Ref. No.	Part No.	Description	No. Used
8	98-9487	Cover-Bearing Case	1
9	98-9607	Asm-Case, Main Bearing (Incl. Ref. #2 & 10)	1
10	98-9485	Bolt-Bearing Case	2
11	98-9606	Asm-Case, Main Bearing (Incl. Ref. #2 & 10)	1

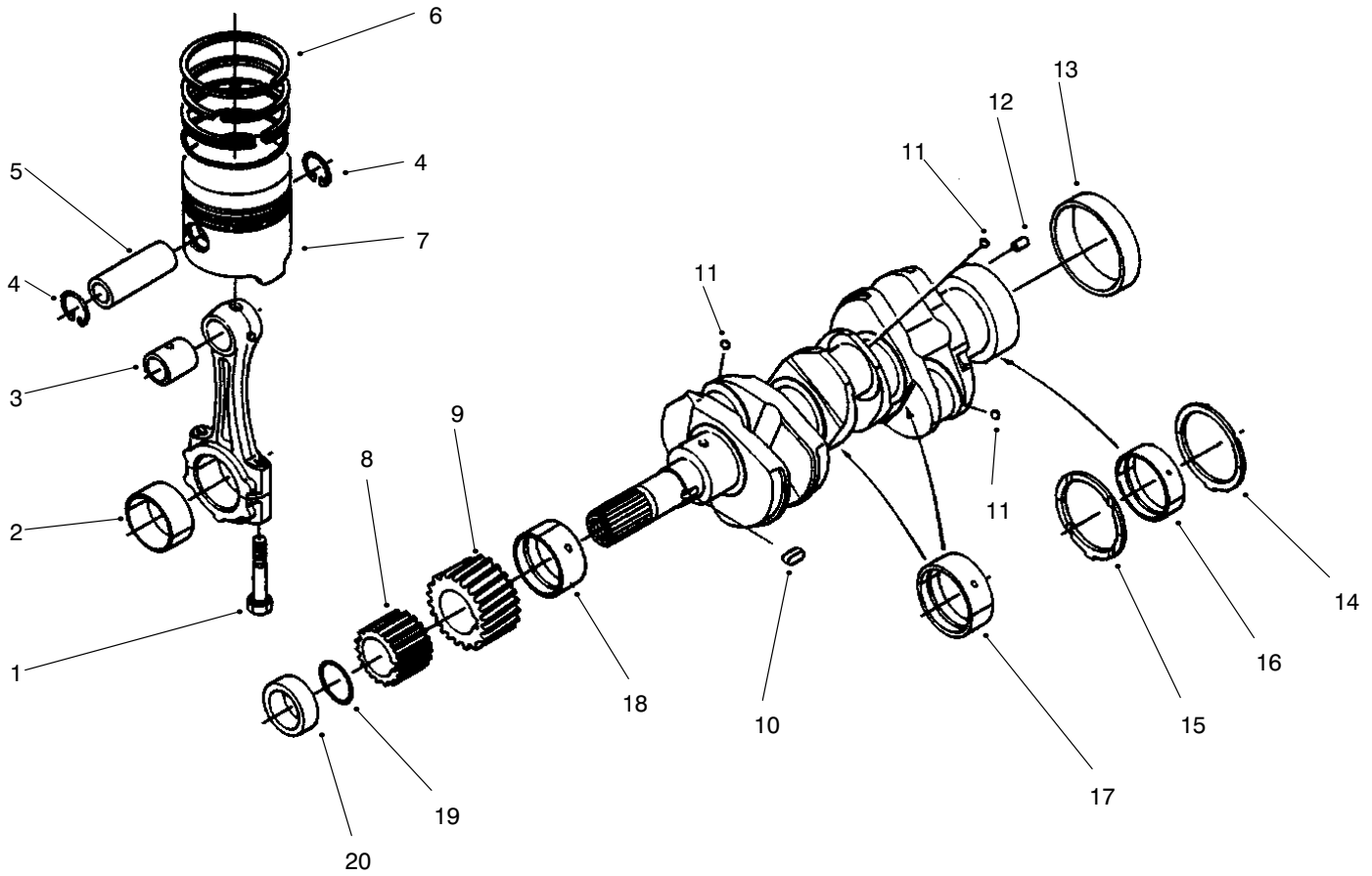


T-2913

CAMSHAFT ASM

Ref. No.	Part No.	Description	No. Used
1	98-9512	Gear-Cam	1
2	98-9510	Stopper-Camshaft	1
3	98-9378	Key-Feather	1
4	98-9616	Tappet	6
5	98-9509	Push Rod	6
6	98-7449	Screw-Set	1
7	98-9617	Asm-Camshaft (Incl. Ref. #1-3, 6 & 15)	1
8	98-7692	Bolt	3

Ref. No.	Part No.	Description	No. Used
9	98-9533	Shaft-Gear, Idle	1
10	98-9535	Collar-Gear, Idle	1
11	98-9649	Asm-Gear, Idle (Incl. Ref. #8-14)	1
12	98-9650	Bushing-Gear, Idle	1
13	98-9536	Collar-Gear, Idle	1
14	98-9534	Clip-Circular, Idle Gear	1
15	98-9351	Bolt	2



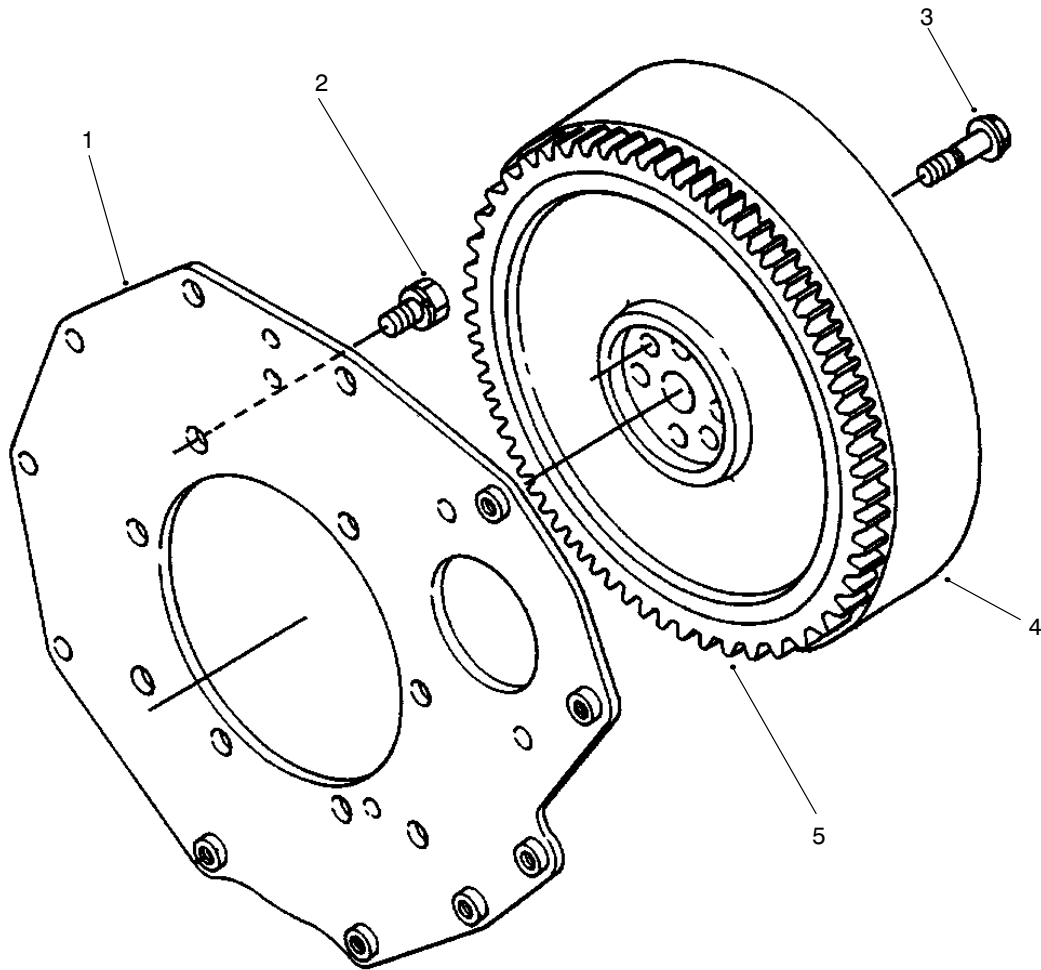
T-2914

PISTON & CRANKSHAFT ASM

Ref. No.	Part No.	Description	No. Used
1	98-9517	Bolt-Connecting Rod	6
2	98-9553	Metal-Crankpin (Std.)	3
2	98-9519	Metal-Crankpin (0.2mm Undersize)	3
2	98-9520	Metal-Crankpin (0.4mm Undersize)	3
3	98-9515	Bushing-Piston Pin	3
4	98-9514	Clip-Circular, Piston Pin	6
5	98-9513	Pin-Piston	3
6	98-9619	Asm-Piston Ring (Std.)	3
6	98-9619	Asm-Piston Ring (0.5mm Oversize)	3
7	98-9550	Piston (Std.)	3
7	98-9470	Piston (0.5mm Oversize)	3
8	98-9542	Gear-Oil Pump Drive	1
9	98-9532	Gear-Crankshaft	1
10	98-9666	Key	1
11	98-7473	Ball	3
12	98-9375	Pin-Straight	1
13	98-9522	Sleeve-Crankshaft	1
14	98-9413	Metal-Side (Std.)	2
14	98-9414	Metal-Side (0.2mm Oversize)	2
14	98-9415	Metal-Side (0.4mm Oversize)	2
15	98-9688	Metal-Side (Std.)	2

Ref. No.	Part No.	Description	No. Used
15	98-9689	Metal-Side (0.2mm Oversize)	2
15	98-9690	Metal-Side (0.4mm Oversize)	2
16	98-9556	Metal-Crankshaft (Std)	1
16	98-9526	Metal-Crankshaft (0.2mm Undersize)	1
16	98-9527	Metal-Crankshaft (0.4mm Undersize)	1
17	98-9555	Metal-Crankshaft (Std Set)	2
17	98-9530	Metal-Crankshaft (0.2mm Undersize Set)	2
17	98-9531	Metal-Crankshaft (0.4mm Undersize Set)	2
18	98-9554	Metal-Crankshaft (Std)	1
18	98-9528	Metal-Crankshaft (0.2mm Undersize)	1
18	98-9529	Metal-Crankshaft (0.4mm Undersize)	1
19	98-9373	O-Ring	1
20	98-9521	Collar-Crankshaft	1
*	98-9552	Asm-Rod, Connecting (Incl. Ref. #1-3)	3
*	98-9642	Asm-Crankshaft (Incl. Ref. #8-13)	1

*Not Illustrated



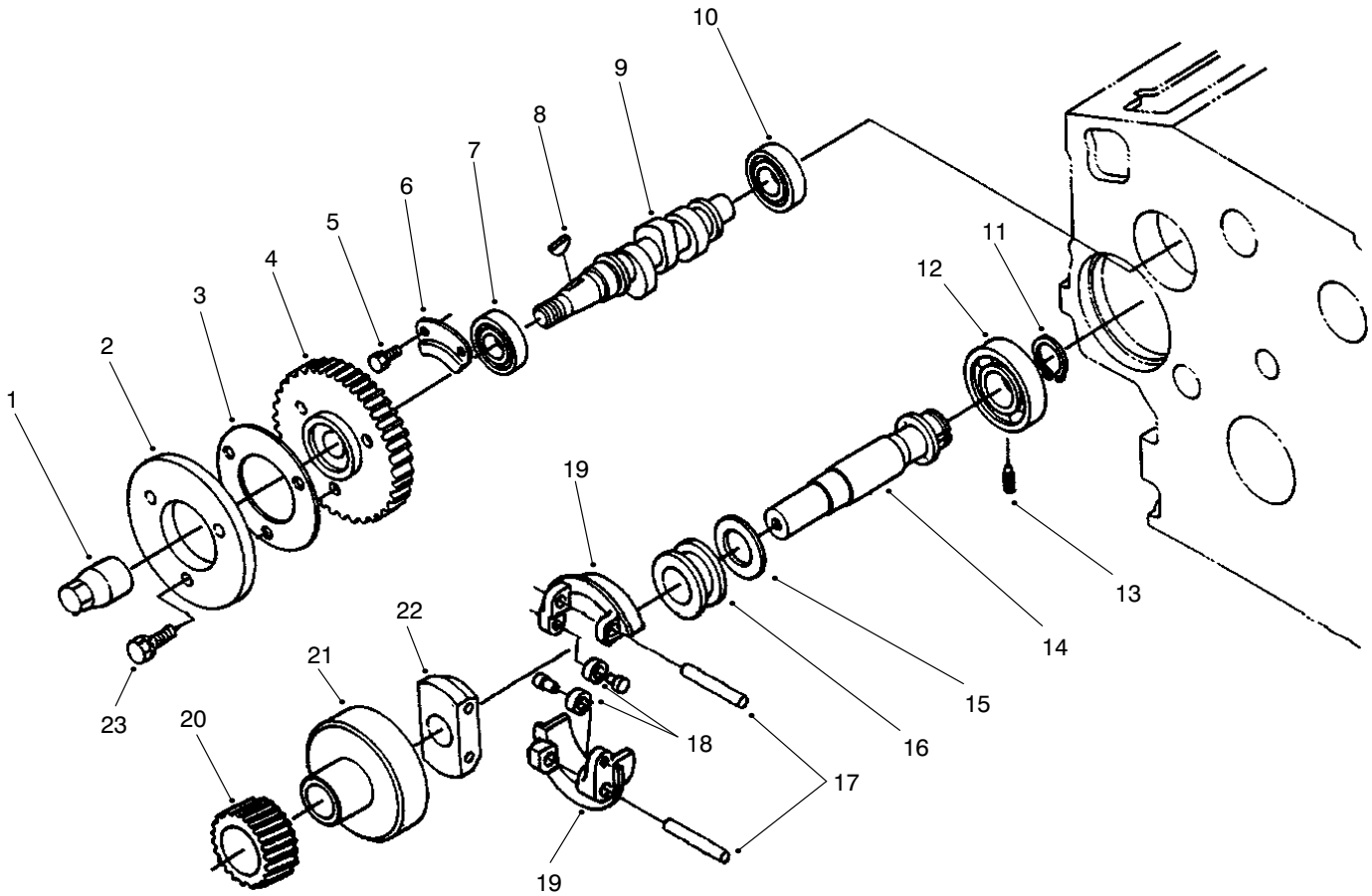
T-2915

FLYWHEEL ASM

Ref. No.	Part No.	Description	No. Used
1	98-9486	Plate-End, Rear	1
2	98-9392	Bolt	8
3	98-9537	Bolt-Flywheel	6

Ref. No.	Part No.	Description	No. Used
4	98-9691	Asm-Flywheel (Incl. Ref. #5)	1
5	98-9394	Gear-Ring	1

*Not Illustrated

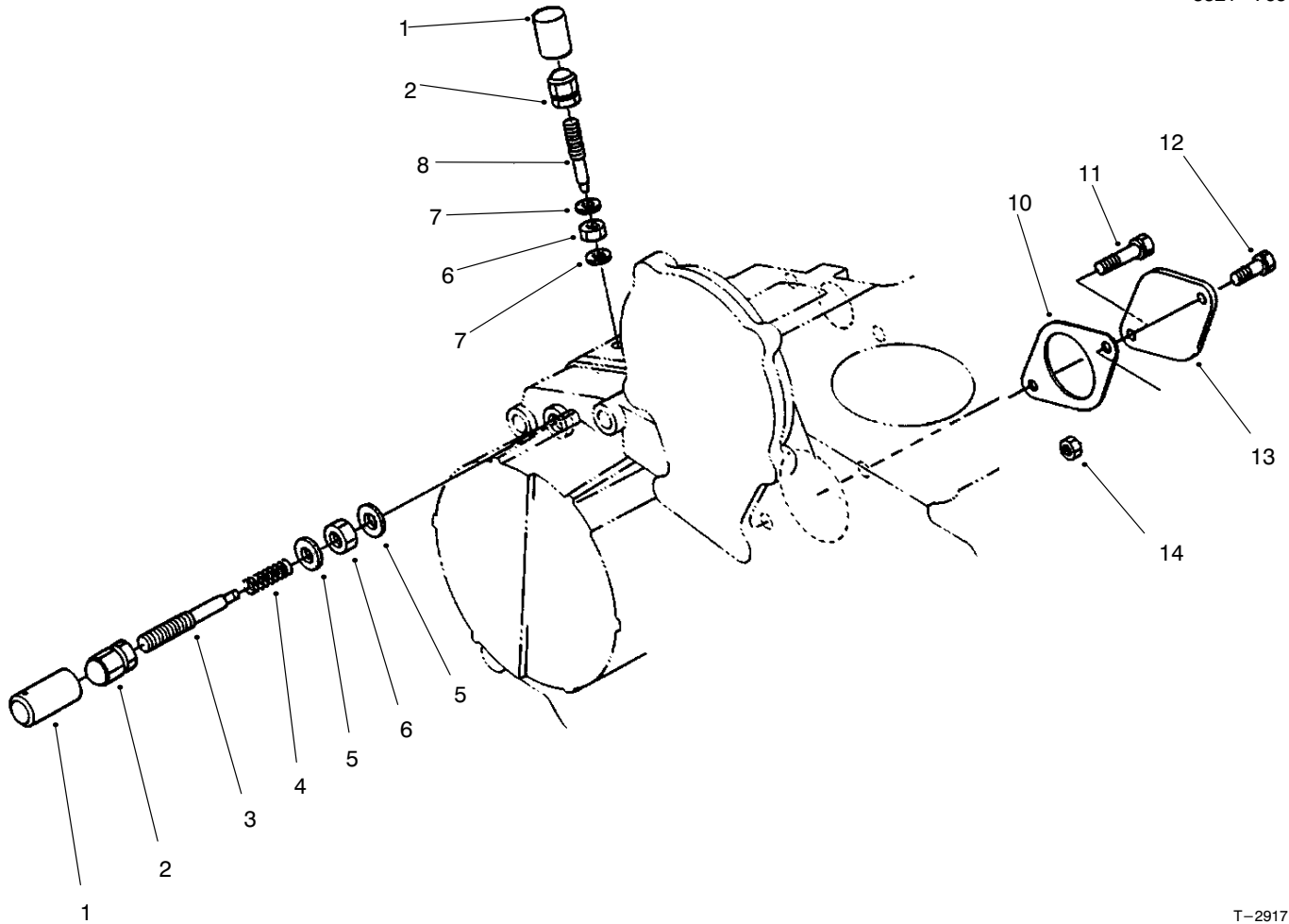


T-2916

FUEL CAMSHAFT ASM

Ref. No.	Part No.	Description	No. Used
1	98-9590	Nut-Cap	1
2	98-9547	Cam-Fuel	1
3	98-9548	Washer	1
4	98-9669	Gear-Injection Pump	1
5	98-9350	Bolt	2
6	98-9511	Stopper-Fuel, Camshaft	1
7	98-9383	Bearing-Ball	1
8	98-9595	Key-Woodruff	1
9	98-9459	Camshaft-Fuel	1
10	98-9382	Bearing-Ball	1
11	98-9657	Clip-Circular, Gov. Shaft	1
12	98-9381	Bearing-Ball	1

Ref. No.	Part No.	Description	No. Used
13	98-9565	Screw-Set	1
14	98-9644	Asm-Shaft, Governor (Incl. Ref. #12 & 14-22)	1
15	98-9564	Washer-Thrust	1
16	98-9563	Sleeve-Governor	1
17	98-9560	Shaft-Governor Weight	2
18	98-9692	Roller	2
19	98-9559	Asm-Weight, Governor	2
20	98-9673	Gear-Governor	1
21	98-9562	Holder-Gear, Governor	1
22	98-9561	Holder-Gear, Governor	1
23	98-7605	Bolt	3



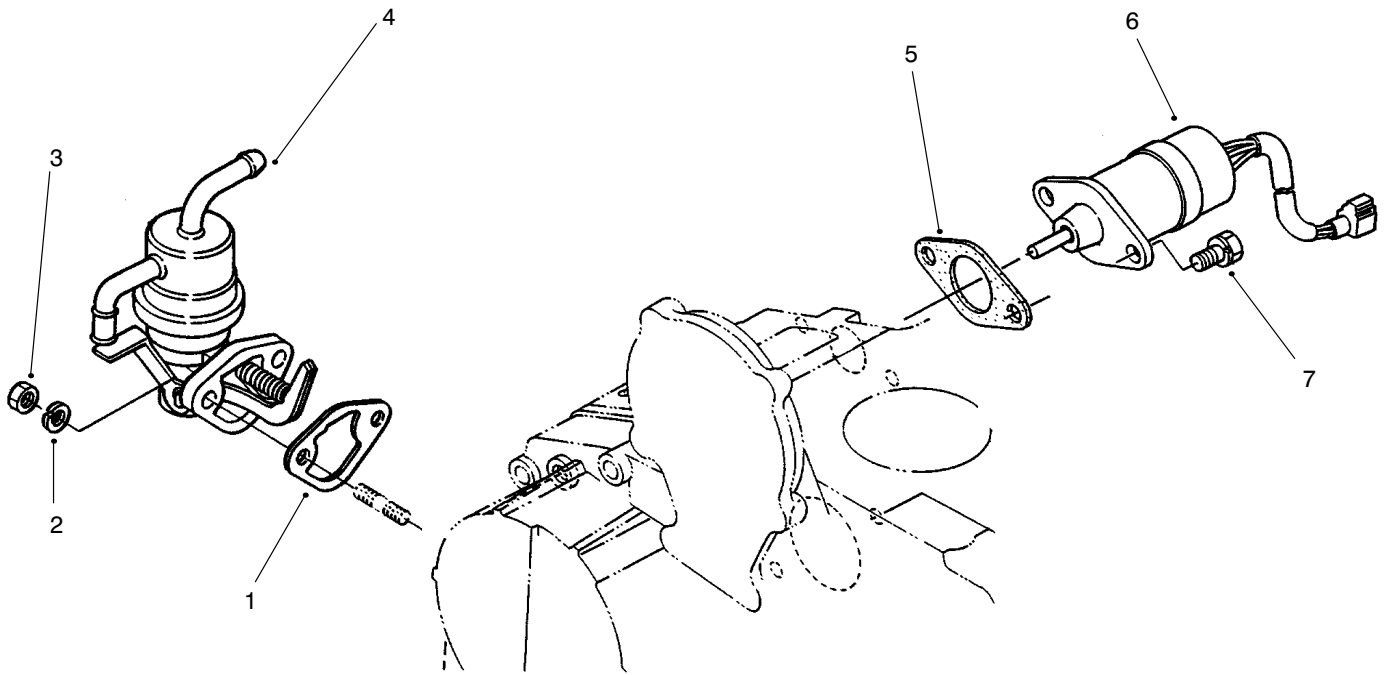
T-2917

ENGINE STOP LEVER ASM

Ref. No.	Part No.	Description	No. Used
1	98-9558	Cap	2
2	98-9441	Nut-Cap	2
3	98-9679	Asm-Bolt, Adjusting (Incl. Ref. #4)	1
4		Spring	1
5	98-7654	Gasket	2
6	98-9439	Nut	2
7	98-7654	Gasket	2

Ref. No.	Part No.	Description	No. Used
8	98-9557	Bolt-Adjusting	1
10	98-9674	Packing	1
11	98-7645	Bolt	1
12	98-9359	Bolt	1
13	98-9640	Cover-Pump	1
14	98-7534	Nut	1
*	98-9678	Asm-Apparatus, Idle (Incl. Ref. #1-6)	1

*Not Illustrated



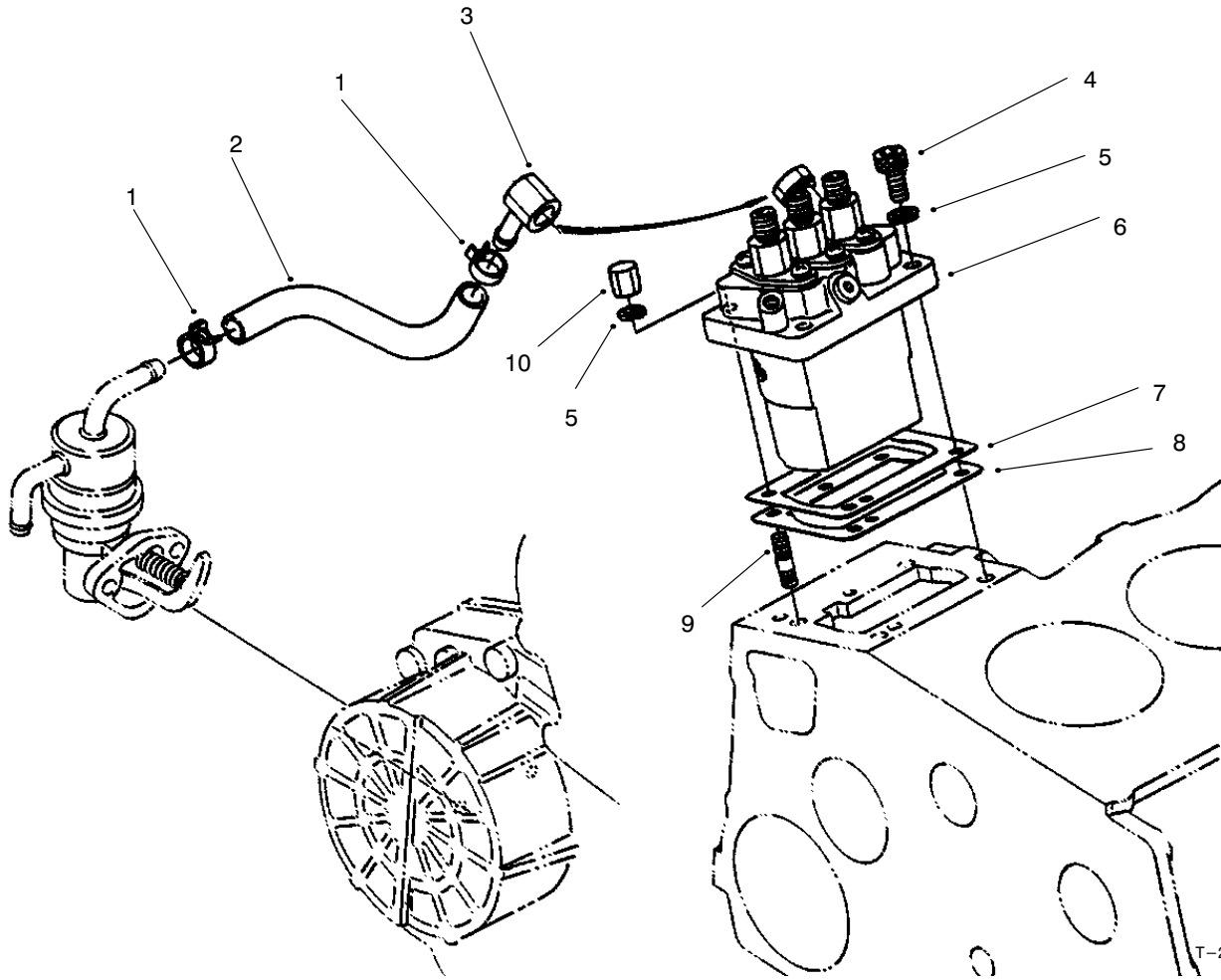
T-2918

STOP SOLENOID & FUEL PUMP ASM

Ref. No.	Part No.	Description	No. Used
1	98-9436	Gasket-Fuel Pump	1
2	98-9367	Washer-Lock	2
3	98-7572	Nut	2
4	98-9677	Asm-Pump, Fuel	1

Ref. No.	Part No.	Description	No. Used
5	98-9683	Gasket-Solenoid Cover	1
6	98-9693	Solenoid-Stop	1
7	98-9351	Bolt	2

*Not Illustrated



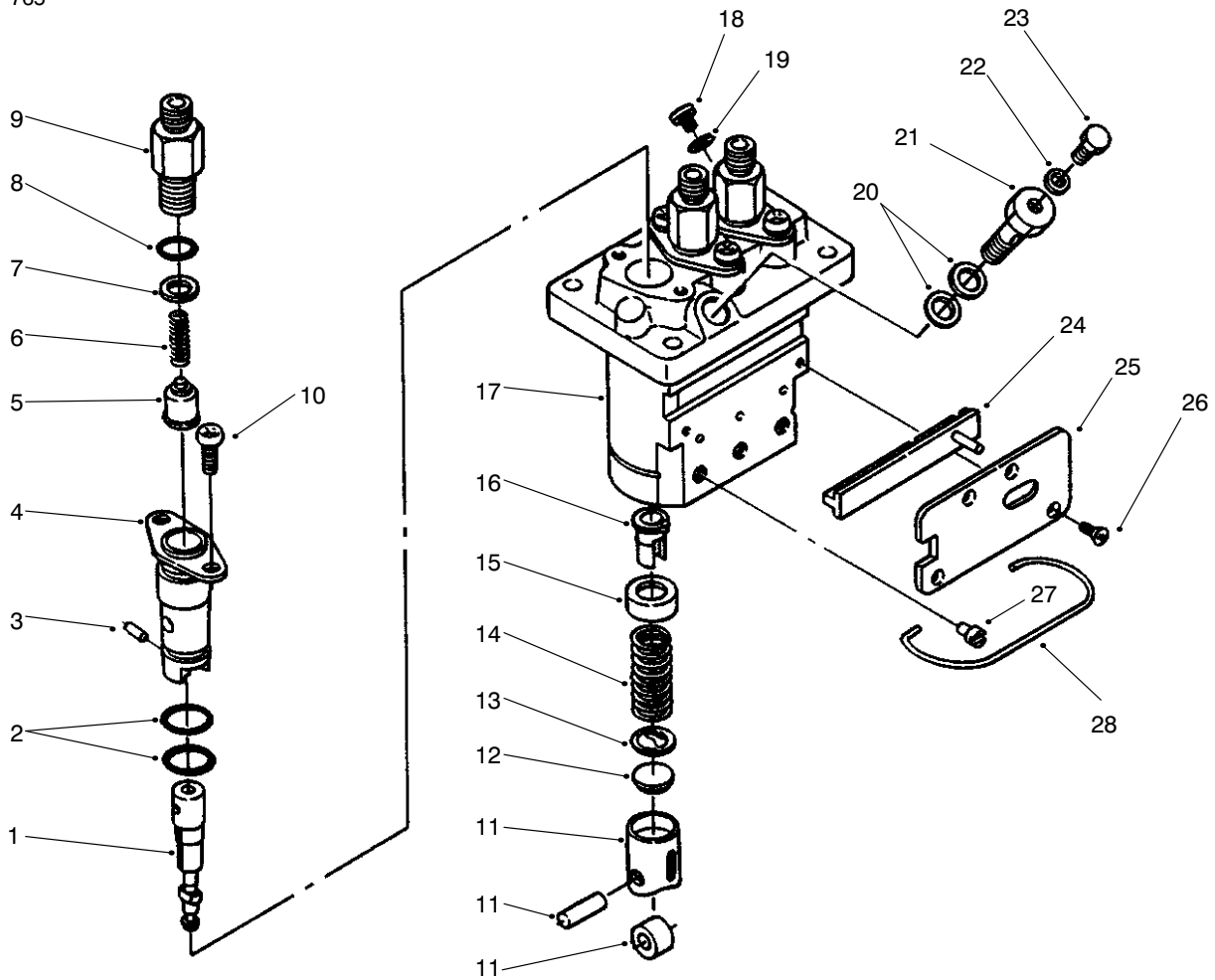
T-2919

INJECTION PUMP ASM

Ref. No.	Part No.	Description	No. Used
1	98-9545	Band-Pipe	2
2	98-9384	Tube-Fuel	1
3	98-9596	Joint-Eye	1
4	98-9361	Bolt	2
5	98-9367	Washer-Lock	4
6	98-9643	Asm-Pump, Injection	1
7	98-9456	Shim-Injection (0.2mm)	1

Ref. No.	Part No.	Description	No. Used
7	98-9457	Shim-Injection (0.25mm)	1
8	98-9458	Shim-Injection (0.30mm)	1
9	98-9438	Stud	2
10	98-9440	Nut-Cap	2
*	98-9467	Asm-Pipe, Fuel (Incl. Ref. #1 & 2)	1

*Not Illustrated

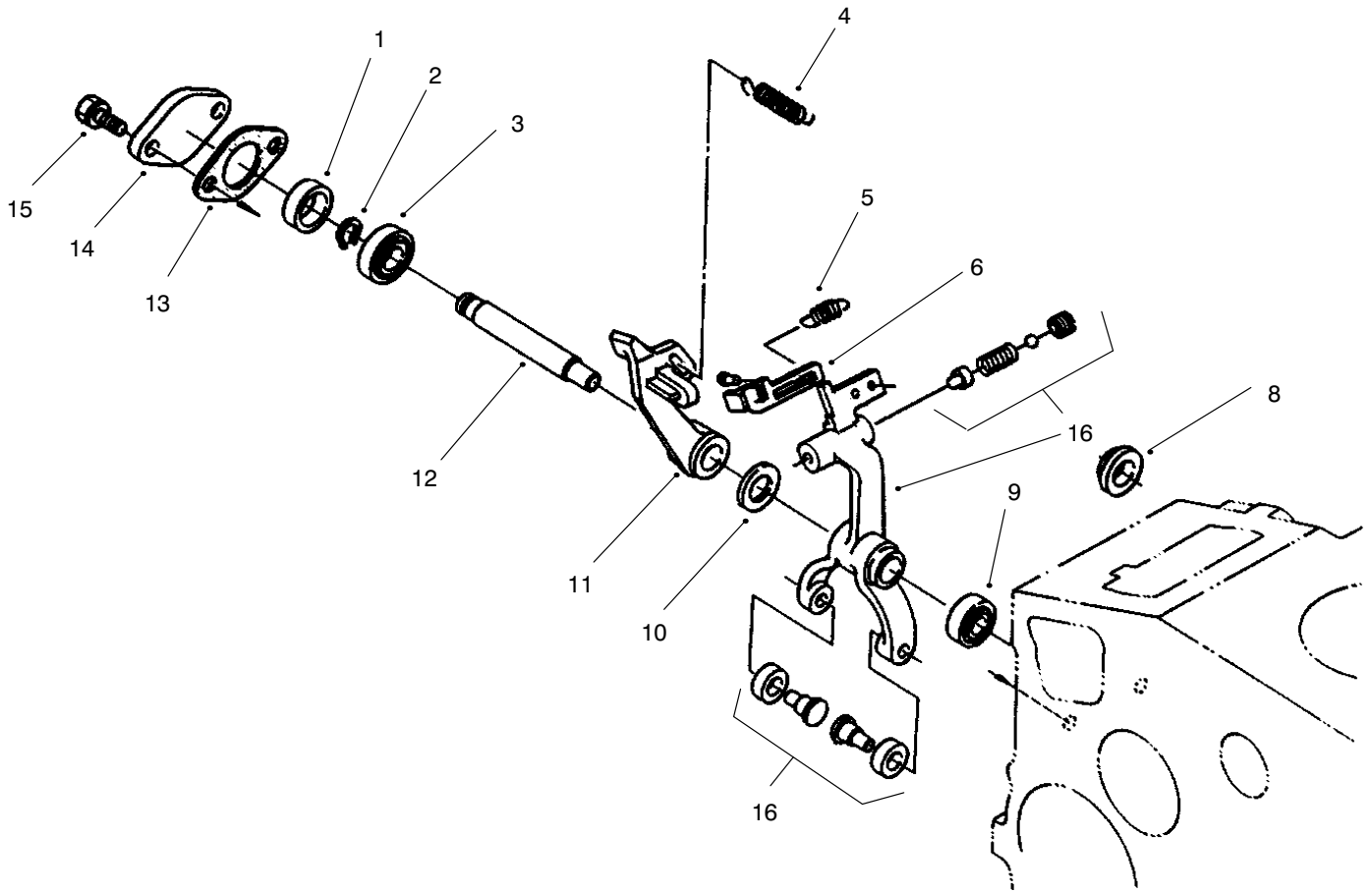


T-2920

INJECTION PUMP ASM (Continued)

Ref. No.	Part No.	Description	No. Used
1	98-9462	Element-Pump	3
2	98-9423	O-Ring	6
3	98-9443	Pin-Joint	3
4	98-9434	Flange-Sleeve	3
5	98-9421	Valve-Delivery	3
6	98-9424	Spring-Valve, Delivery	3
7	98-9425	Gasket-Valve, Delivery	3
8	98-9447	O-Ring	3
9	98-9652	Holder-Valve, Delivery	3
10	98-9452	Screw	6
11	98-9422	Asm-Tappet	3
12	98-9433	Shim	3
13	98-9429	Seat-Spring, Lower	3
14	98-9428	Spring-Plunger	3
15	98-9427	Seat-Spring, Upper	3

Ref. No.	Part No.	Description	No. Used
16	98-9432	Sleeve-Control	3
17	98-9643	Asm-Pump, Injection (Incl. Ref. #1-16 & 18-28)	1
18	98-9466	Plug	1
19	98-9451	Gasket	1
20	98-9445	Gasket	2
21	98-9464	Bolt-Joint	1
22	98-9446	Gasket	1
23	98-9430	Screw	1
24	98-9463	Rack-Control	1
25	98-9465	Plate	1
26	98-9442	Screw-Countersunk Hd.	4
27	98-9426	Pin-Guide, Tappet	3
28	98-9450	Pin-Clamp	1



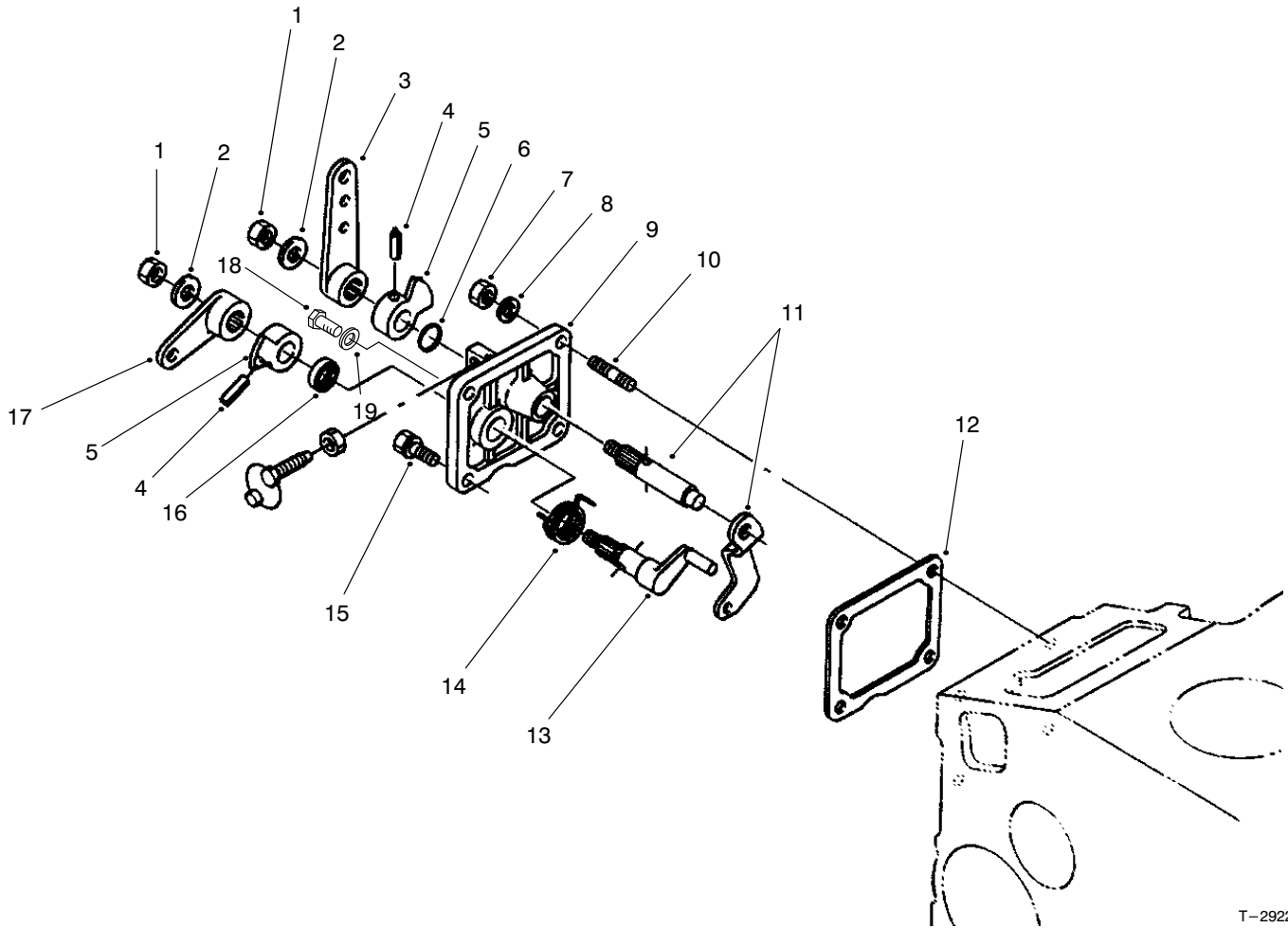
T-2921

GOVERNOR ASM

Ref. No.	Part No.	Description	No. Used
1	98-9567	Collar	1
2	98-9369	Clip-Circular, External	1
3	98-9570	Bearing-Miniature	1
4	98-9681	Spring-Governor	1
5	98-9645	Spring-Start	1
6	98-9660	Lever-Thrust	1
*	98-9680	Asm-Lever, Fork (Incl. Ref. #2, 3, 6, & 10-12)	1
8	98-9568	Collar	1

Ref. No.	Part No.	Description	No. Used
9	98-9571	Bearing-Miniature	1
10	98-9593	Washer-Flat	1
11	98-9659	Lever-Fork	1
12	98-9566	Shaft-Lever, Fork	1
13	98-9682	Gasket	1
14	98-9569	Cover-Shaft, Fork Lever	1
15	98-9351	Bolt	2
16	99-8380	Complete Lever & Fork (Incl. Ref. #6)	1

*Not Illustrated

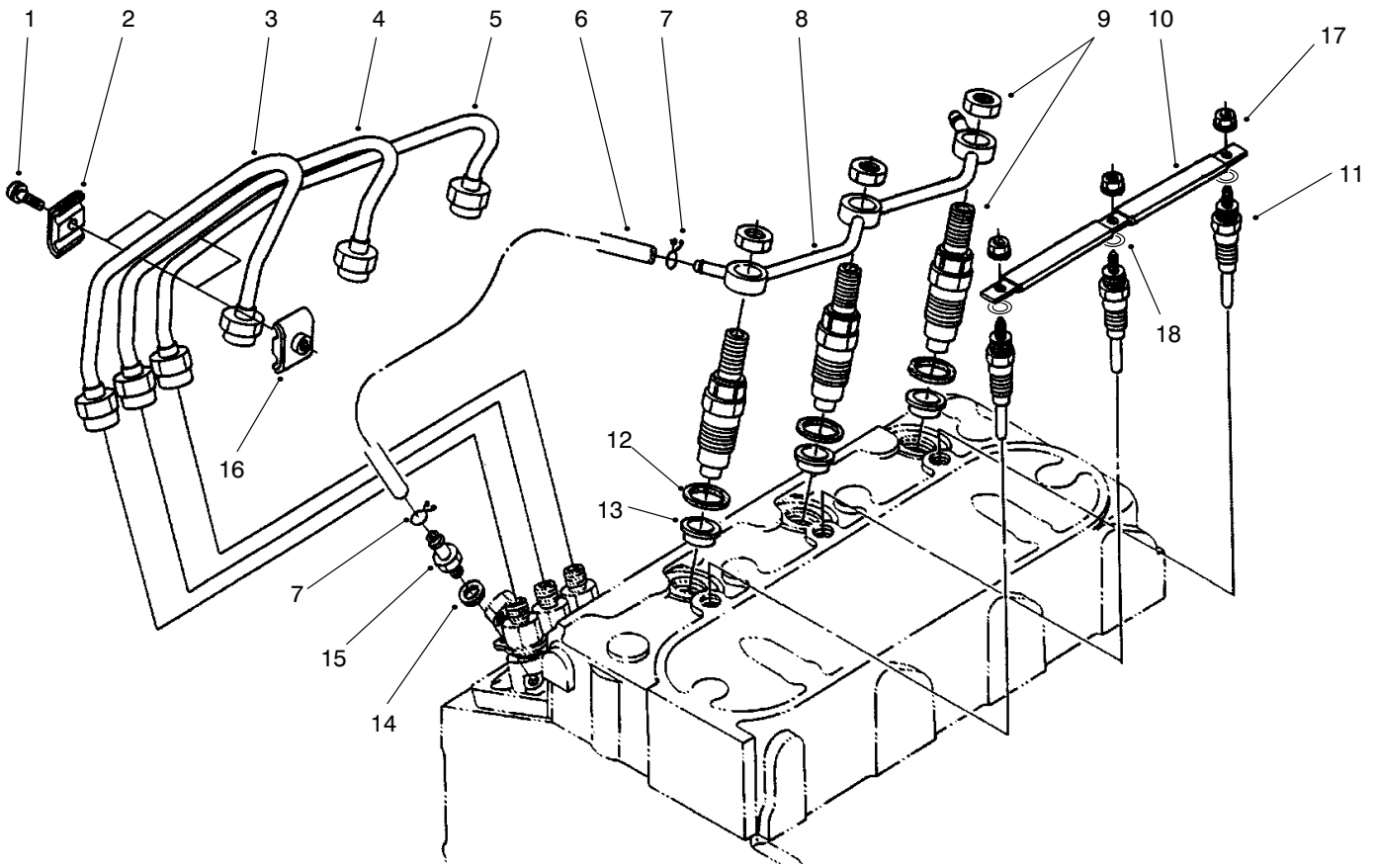


T-2922

SPEED CONTROL PLATE ASM

Ref. No.	Part No.	Description	No. Used
1	98-9589	Nut	2
2	98-9594	Washer-Flat	2
3	98-9662	Lever-Speed Control	1
4	98-7602	Pin-Spring	2
5	98-9572	Lever-Speed Control	2
6	98-9371	O-Ring	1
7	98-7572	Nut	2
8	98-9367	Washer-Lock	2
9	98-9661	Asm-Plate, Control (Incl. Ref. #1-6, 11, 13, 14, 16, & 17)	1

Ref. No.	Part No.	Description	No. Used
10	98-9362	Stud	2
11	98-9658	Asm-Lever, Governor	1
12	98-9637	Gasket	1
13	98-9664	Shaft-Stop Lever	1
14	98-9472	Spring-Return	1
15	98-7692	Bolt	1
16	98-7601	Seal-Oil	1
17	98-9663	Lever-Engine Stop	1
18	99-8340	Bolt	1
19	98-7654	Gasket	1



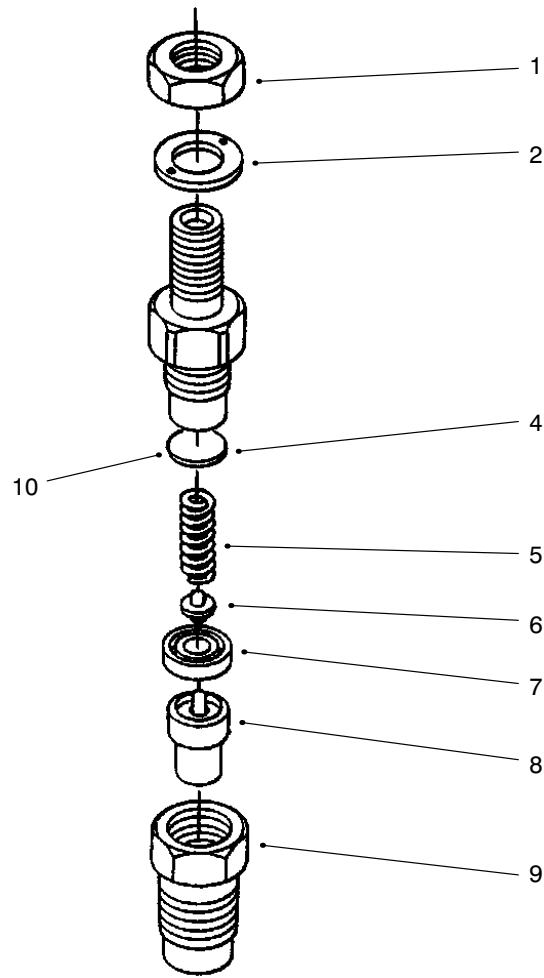
T-2923

NOZZLE HOLDER & GLOW PLUG ASM

Ref. No.	Part No.	Description	No. Used
1	98-7684	Screw w/washer	2
2	98-7683	Clamp-Pipe	2
3	98-9622	Pipe-Injection	1
4	98-9654	Pipe-Injection	1
5	98-9655	Pipe-Injection	1
6	98-9624	Asm-Pipe, Overflow (Incl. Ref. #7)	1
7	98-7671	Clip-Pipe	2
8	98-9621	Asm-Pipe, Overflow	1
9	98-9468	Asm-Holder, Nozzle	3

Ref. No.	Part No.	Description	No. Used
10	98-9631	Cord-Glow Plug	1
11	98-9623	Plug-Glow	3
12	98-7676	Gasket	3
13	98-9694	Seat-Heat	3
14	98-7654	Gasket	1
15	98-9431	Screw-Air Bleed	1
16	98-7682	Clamp-Pipe	2
17	99-8377	Nut-Flange	3
18	99-8378	Washer-Plain	3

*Not Illustrated



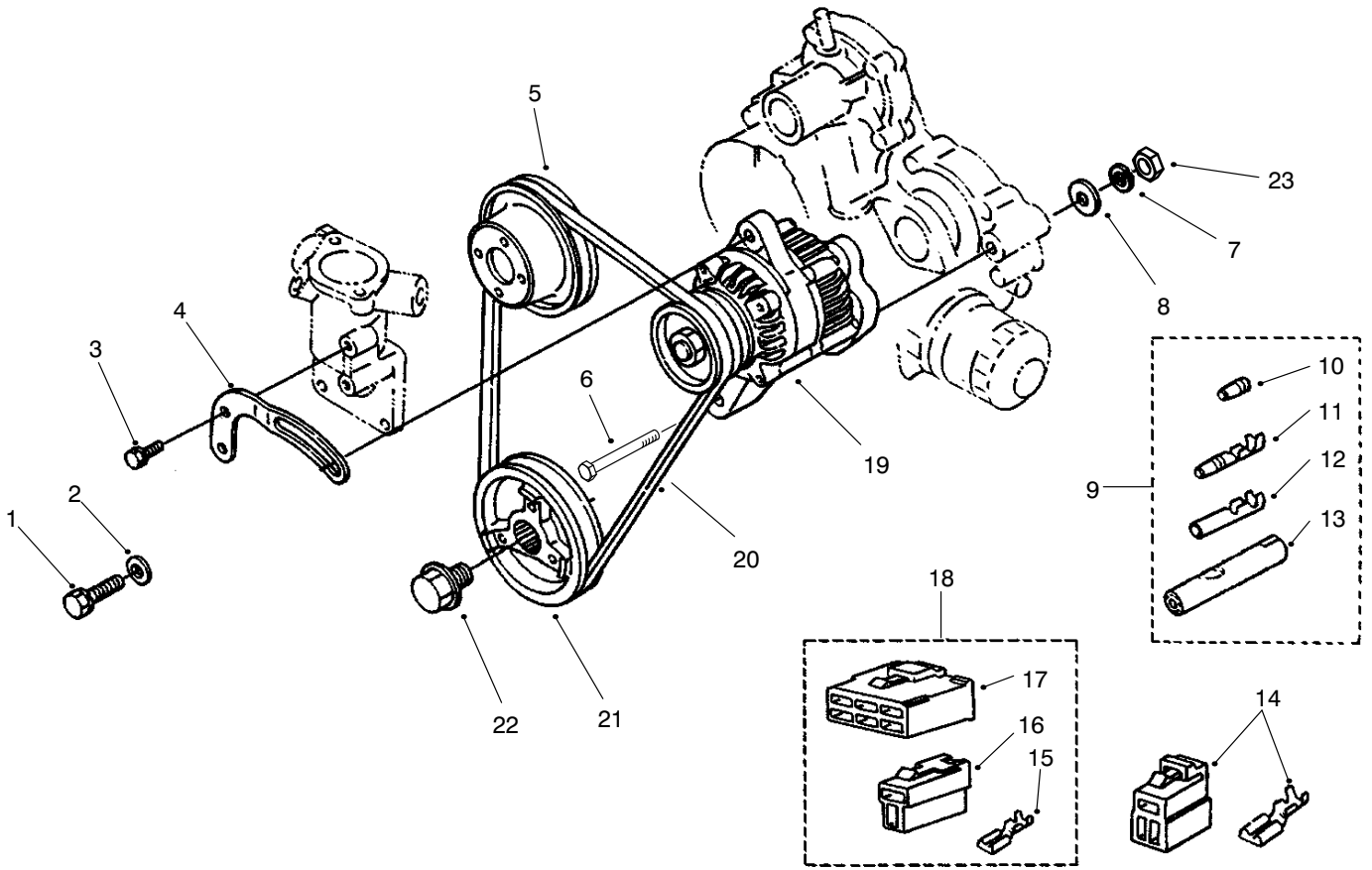
T-2924

NOZZLE HOLDER ASM

Ref. No.	Part No.	Description	No. Used
1	99-8301	Nut	3
2	99-8307	Washer	3
4	99-8302	Washer-Adjusting	3
5	99-8303	Spring-Nozzle	3
6	99-8305	Push Rod	3
7	99-8304	Piece-Distance	3
8	99-8308	Piece-Nozzle	3
9	99-8306	Nut-Nozzle	3
10	99-8309	Asm-Washer, Adjusting	3
*	99-8310	Washer-Adj. (0.10mm)	3
*	99-8311	Washer-Adj. (0.20mm)	3

Ref. No.	Part No.	Description	No. Used
10	99-8312	Washer-Adj. (0.30mm)	3
*	99-8313	Washer-Adj. (0.40mm)	3
*	99-8314	Washer-Adj. (0.50mm)	3
*	99-8315	Washer-Adj. (0.52mm)	3
*	99-8316	Washer-Adj. (0.54mm)	3
*	99-8317	Washer-Adj. (0.56mm)	3
*	99-8318	Washer-Adj. (0.58mm)	3
*	99-8319	Washer-Adj. (0.80mm)	3
*	98-9468	Asm-Holder, Nozzle (Incl. Ref. #1-9)	3

*Not Illustrated

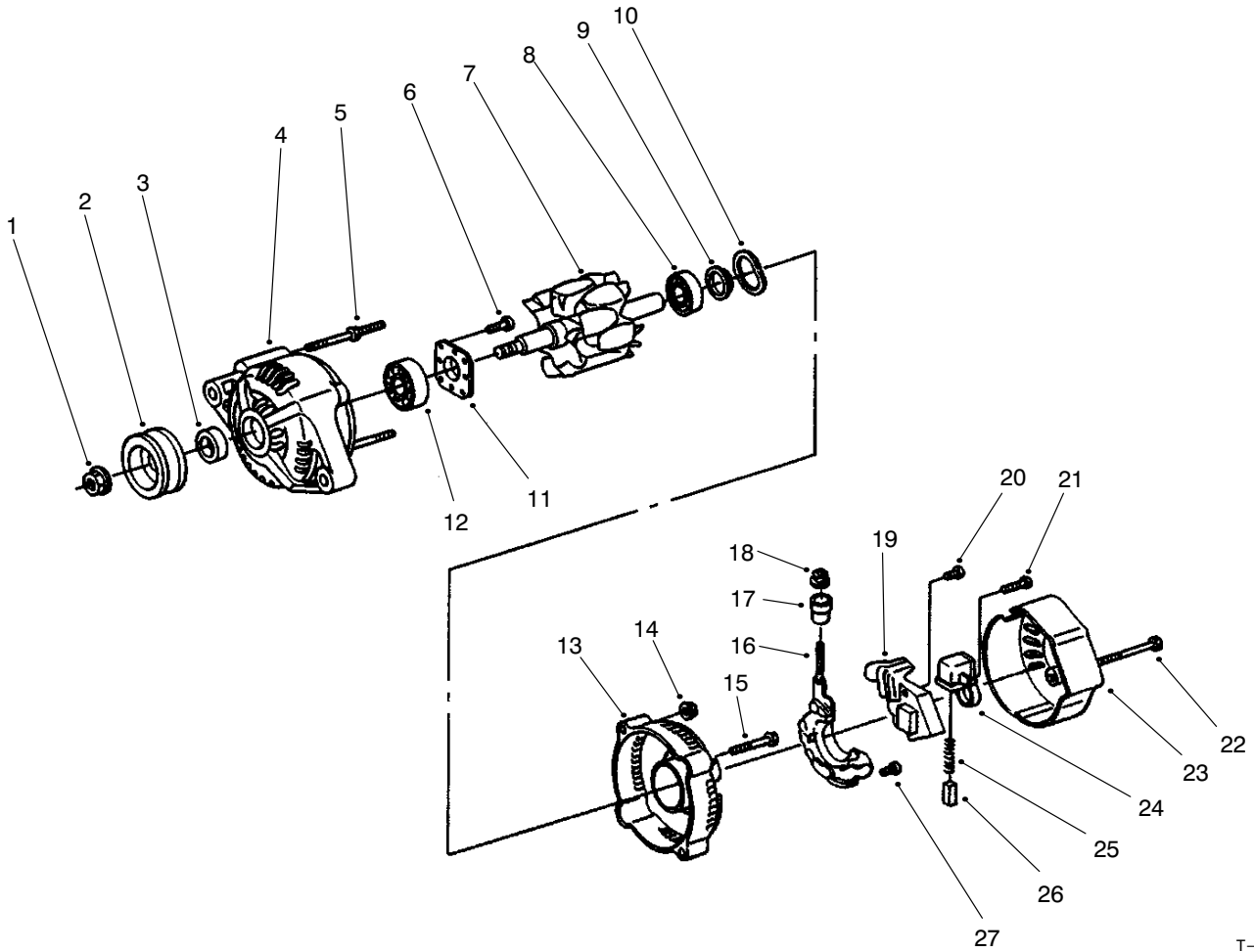


T-2926

ALTERNATOR & PULLEY ASM

Ref. No.	Part No.	Description	No. Used
1	98-7697	Bolt	1
2	98-7698	Washer-Flat	1
3	98-7692	Bolt	1
4	98-9573	Stay-Dynamo	1
5	98-9584	Pulley-Fan	1
6	98-9360	Bolt	1
7	98-9368	Washer-Lock	1
8	98-9366	Washer-Flat	1
9	98-9700	Asm-Terminal (Incl. Ref. #10-13)	1
10	98-9701	Terminal	1
11	98-9702	Sleeve	1
12	98-9703	Terminal	1

Ref. No.	Part No.	Description	No. Used
13	98-9704	Sleeve	1
14	98-9602	Asm-Coupler, Lock	1
15	98-9699	Terminal	7
16	98-9698	Connector	1
17	98-9697	Connector	1
18	98-9696	Asm-Coupler (Incl. Ref. #15-17)	1
19	98-9474	Asm-Alternator	1
20	98-9676	V-Belt	1
21	98-9473	Pulley-Fan Drive	1
22	98-9585	Bolt	1
23	98-7737	Nut	1



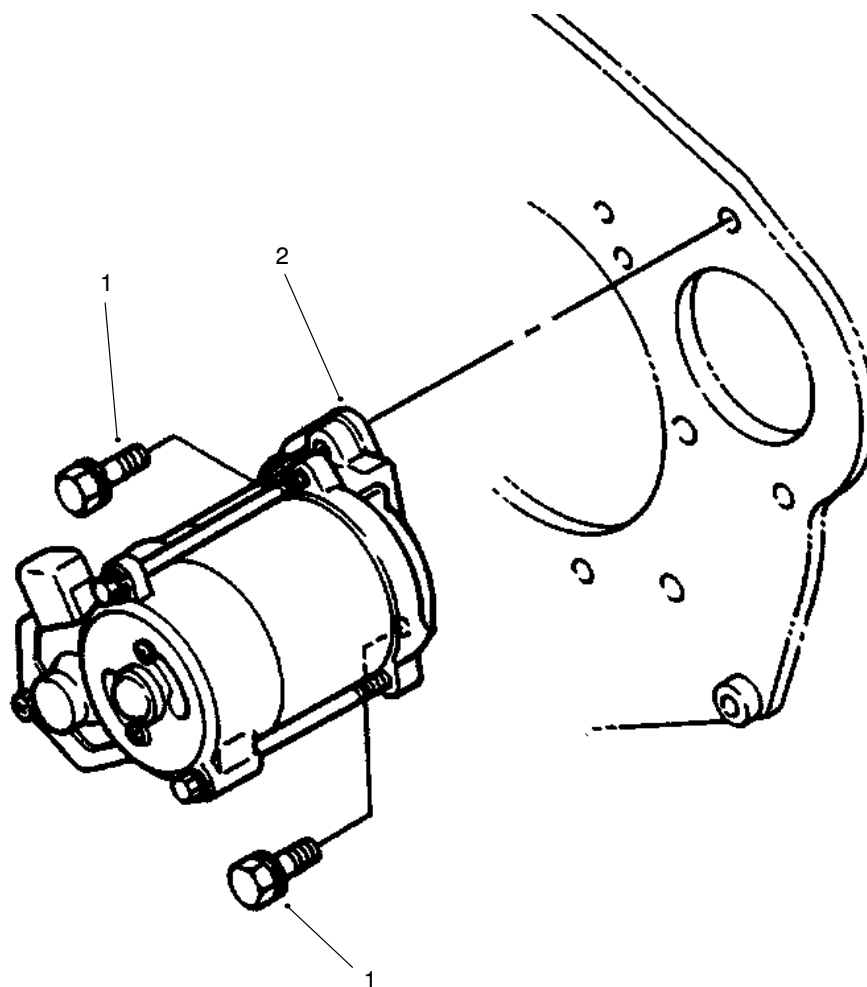
T-2927

ALTERNATOR ASM

Ref. No.	Part No.	Description	No. Used
1	98-7708	Nut	1
2	98-9453	Pulley-Dynamo	1
3	98-7709	Collar	1
4	98-7714	Frame-Drive End	1
5	98-7717	Bolt-Through	2
6	98-7716	Screw-RH	4
7	98-7710	Rotor	1
8	98-7712	Bearing-Ball	1
9	98-7711	Cover-Bearing	1
10	98-7713	Washer-Thrust	1
11	98-7715	Plate-Retainer	1
12	98-7718	Bearing-Ball	1
13	98-7719	Frame-End	1
14	98-7730	Nut	2
15	98-7731	Bolt	2

Ref. No.	Part No.	Description	No. Used
16	98-7721	Asm-Rectifier	1
17	98-7722	Bushing-Insulation	1
18	98-7732	Nut	1
19	98-7733	Asm-Regulator	1
20	98-7726	Screw-RH	2
21	98-7728	Screw-RH	1
22	98-7729	Bolt	3
23	98-7720	Cover-End	1
24	98-7723	Holder-Brush	1
25	98-7725	Spring-Brush	2
26	98-7724	Brush	2
27	98-7727	Screw-RH	6
*	98-9474	Asm-Alternator (Incl. Ref. #1-27)	1

*Not Illustrated

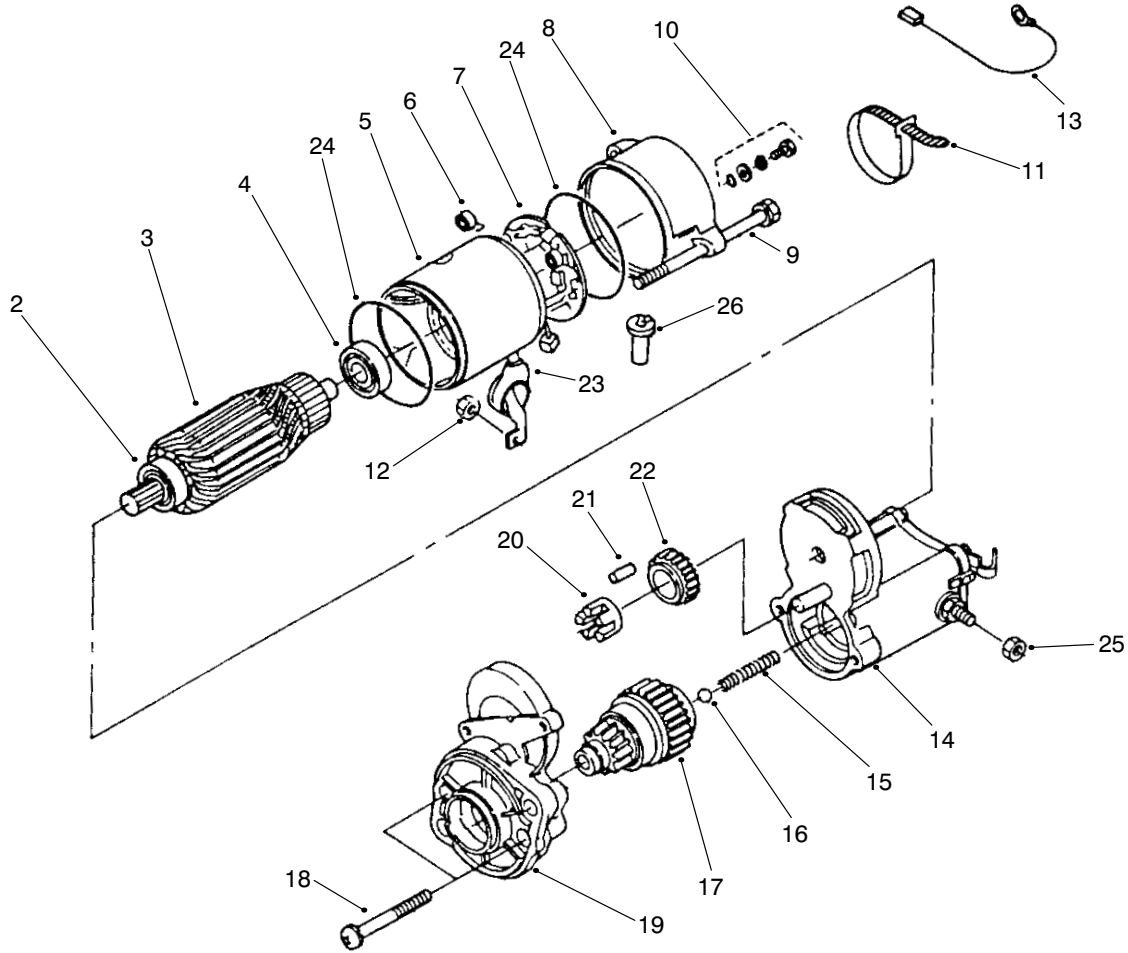


T-2928

STARTER MOUNT ASM

Ref. No.	Part No.	Description	No. Used
1	98-7697	Bolt	2
2	98-9705	Asm-Starter	1

Ref. No.	Part No.	Description	No. Used



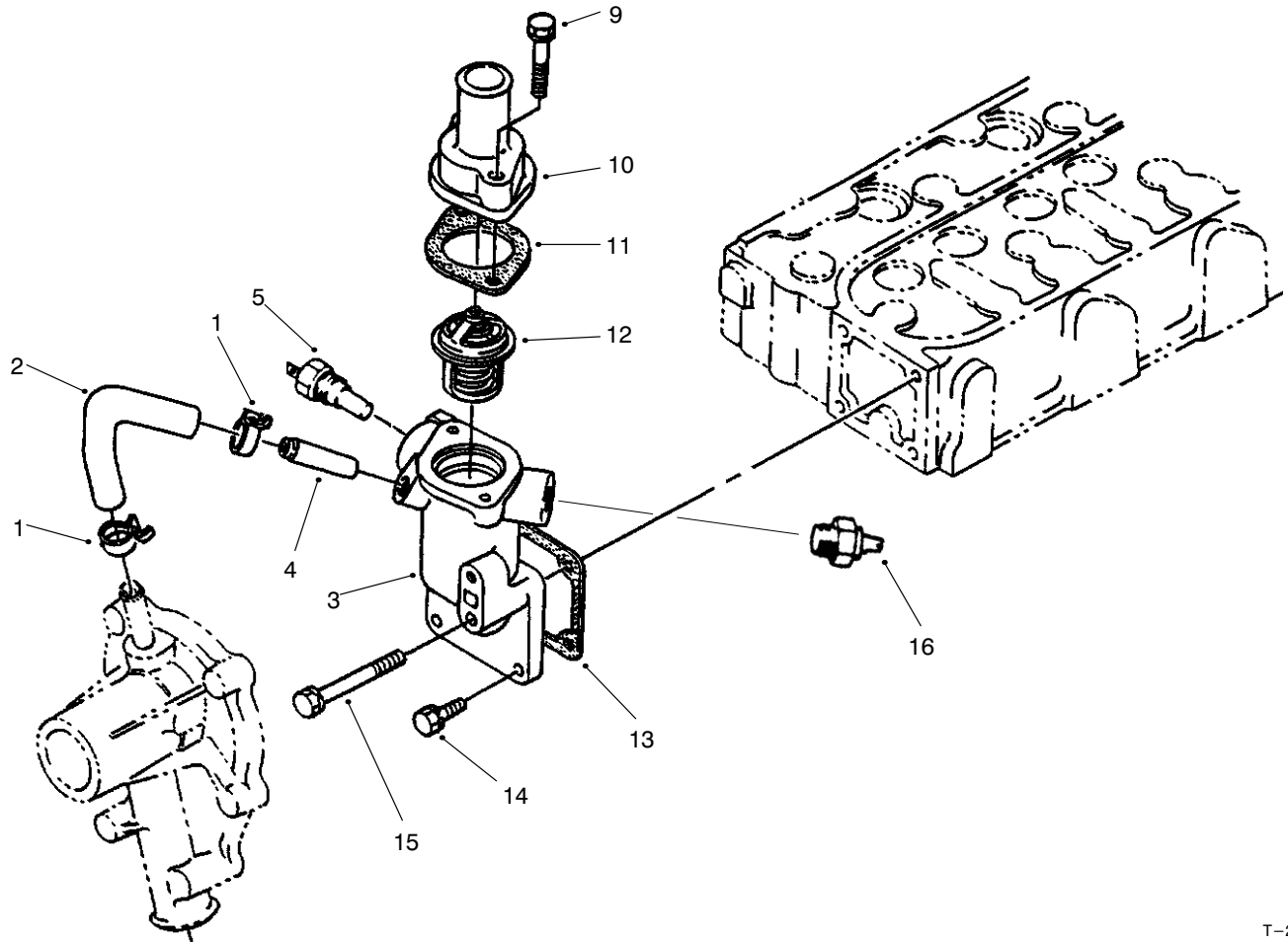
T-3081

STARTER ASM

Ref. No.	Part No.	Description	No. Used
2	98-7743	Bearing-Ball	1
3	98-7742	Asm-Armature (Incl. Ref. #2 & 4)	1
4	98-7744	Bearing-Ball	1
5	98-7741	Asm-Yoke	1
6	98-7750	Spring-Brush	4
7	98-7749	Asm-Holder, Brush (Incl. Ref. #6)	1
8	98-8370	Frame-End	1
9	98-9549	Bolt	2
10	98-7758	Asm-Bolt	2
11	98-9712	Band-Cover	1
12	99-8371	Nut-Hex.	1
13	98-9711	Cord-Stop, Solenoid	1
14	99-8372	Asm-Switch, Magnetic	1

Ref. No.	Part No.	Description	No. Used
15	98-7754	Spring	1
16	98-7755	Ball	1
17	99-8373	Clutch	1
18	98-7756	Bolt	2
19	99-8374	Frame-Drive End	1
20	98-7752	Retainer	1
21	98-7753	Roller	5
22	98-7751	Gear	1
23	99-8375	Cover-Cord	1
24	98-7757	O-Ring	2
25	99-8376	Nut	1
26	98-7759	Pipe-Drain	1
*	98-9705	Asm-Starter (Incl. Ref. #2-26)	1

*Not Illustrated

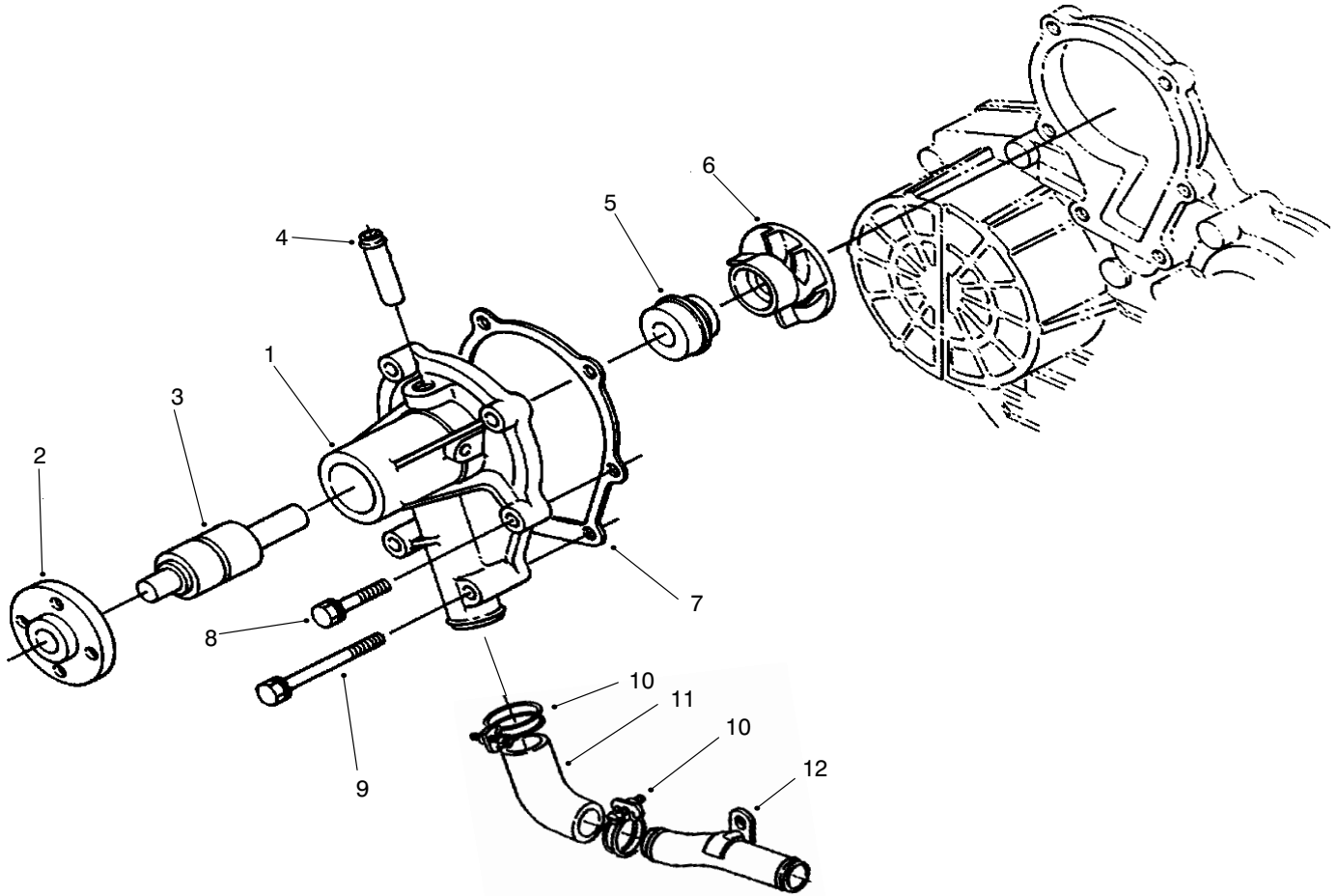


T-2930

WATER FLANGE & THERMOSTAT ASM

Ref. No.	Part No.	Description	No. Used
1	98-9579	Band Pipe	2
2	98-9578	Pipe-Return, Water	1
3	98-9713	Asm-Flange, Water (Incl. Ref. #4)	1
4	98-9580	Pipe-Return, Water	1
5	98-9719	Thermoswitch	1
9	98-7777	Bolt	2

Ref. No.	Part No.	Description	No. Used
10	98-9471	Cover-Thermostat	1
11	98-7776	Gasket	1
12	98-7778	Asm-Thermostat	1
13	98-9638	Gasket-Flange, Water	1
14	98-7692	Bolt	3
15	98-9356	Bolt	1
16	82-3110	Switch	1

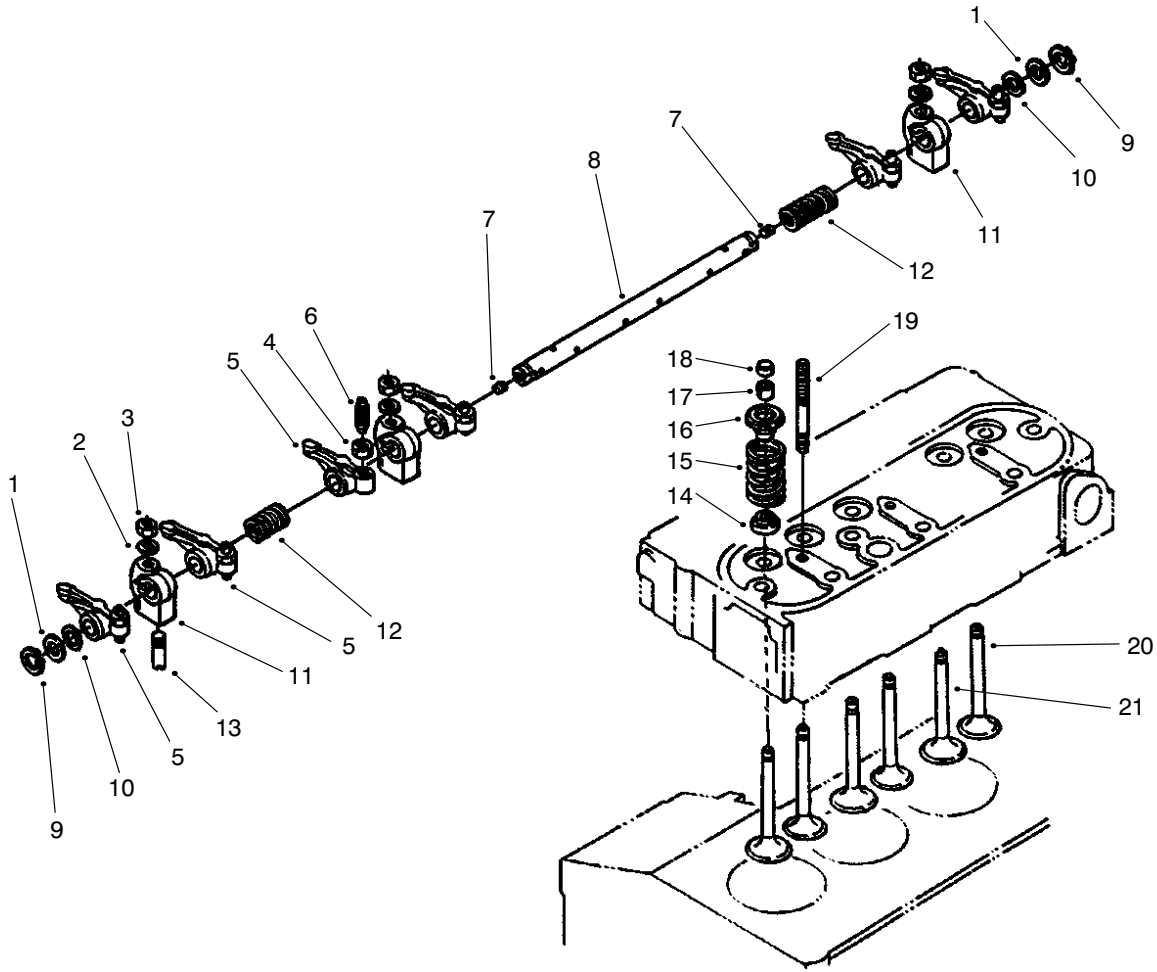


T-2931

WATER PUMP ASM

Ref. No.	Part No.	Description	No. Used
1	98-9575	Asm-Pump, Water (Incl. Ref. #2-6)	1
2	98-9582	Flange-Pump, Water	1
3	98-9583	Bearing	1
4	98-9577	Pipe-Return, Water	1
5	98-9576	Asm-Seal	1
6	98-9581	Impeller-Water	1

Ref. No.	Part No.	Description	No. Used
7	98-9632	Gasket-Pump, Water	1
8	98-9353	Bolt	1
9	98-9357	Bolt	4
10	98-9717	Clamp	2
11	98-9574	Pipe-Water	1
12	98-9716	Pipe-Water	1

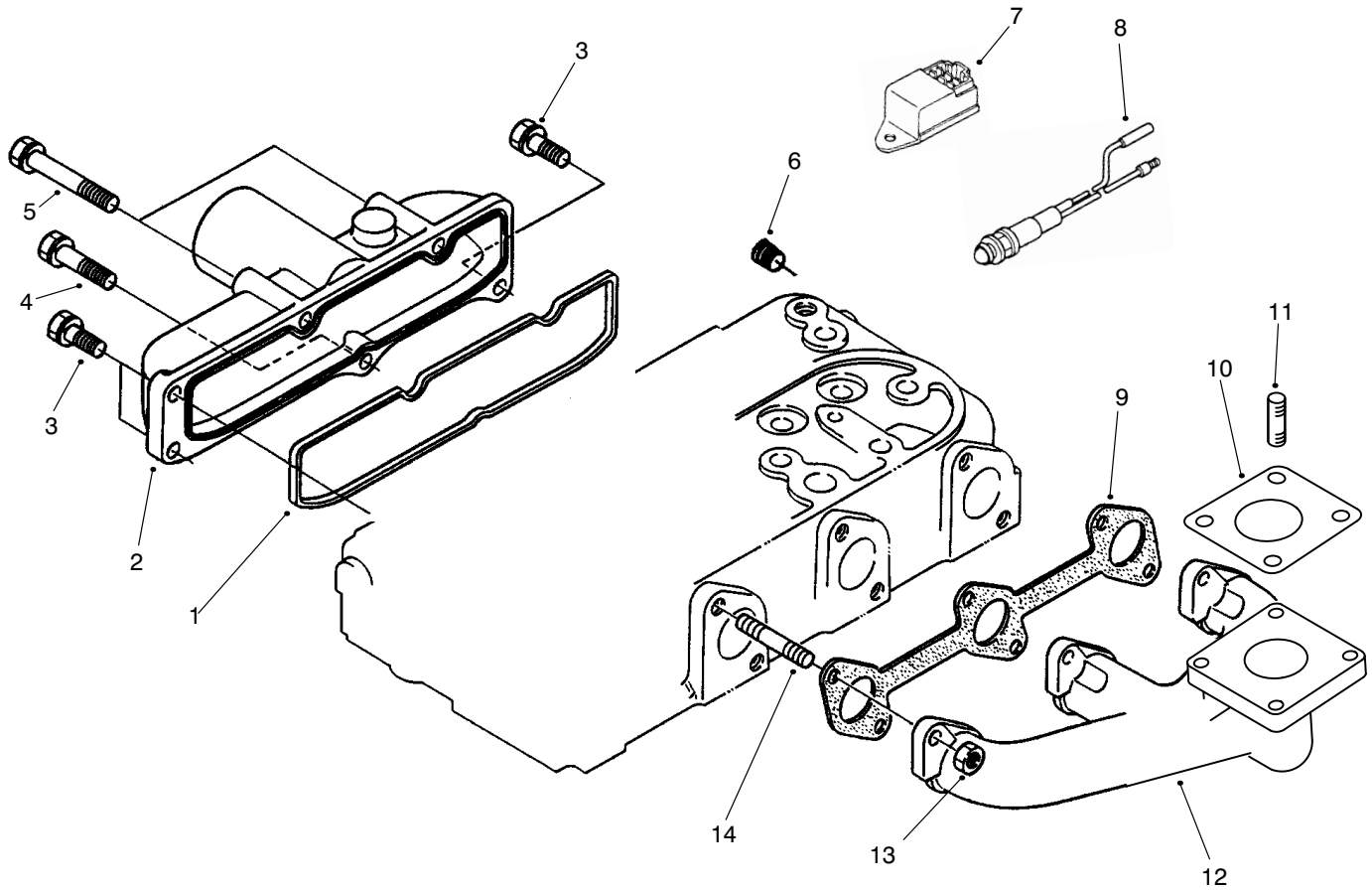


T-2932

VALVE & ROCKER ARM ASM

Ref. No.	Part No.	Description	No. Used
1	98-9508	Washer-Shaft, Rocker Arm	2
2	98-9385	Washer-Flat	3
3	98-9393	Nut	3
4	98-9503	Nut	6
5	98-9501	Asm-Arm, Rocker (Incl. Ref. #4 & 6)	6
6	98-9502	Screw-Adjusting	6
7	98-9365	Screw-Set	2
8	98-9612	Asm-Shaft, Rocker Arm (Incl. Ref. #7)	1
9	98-9370	Clip-Circular, External	2
10	98-9507	Washer-Shaft, Rocker Arm	2

Ref. No.	Part No.	Description	No. Used
11	98-9505	Bracket-Rocker Arm	3
12	98-9504	Spring-Rocker Arm	2
13	98-9391	Screw-Set	1
14	99-8385	Seal-Valve Stem	6
15	98-9626	Spring-Valve	6
16	98-9498	Retainer-Valve Spring	6
17	98-9390	Collet-Valve Spring Set	6
18	98-9497	Cap-Valve	6
19	98-9506	Stud	3
20	98-9625	Valve-Exhaust	3
21	98-9494	Valve-Inlet	3

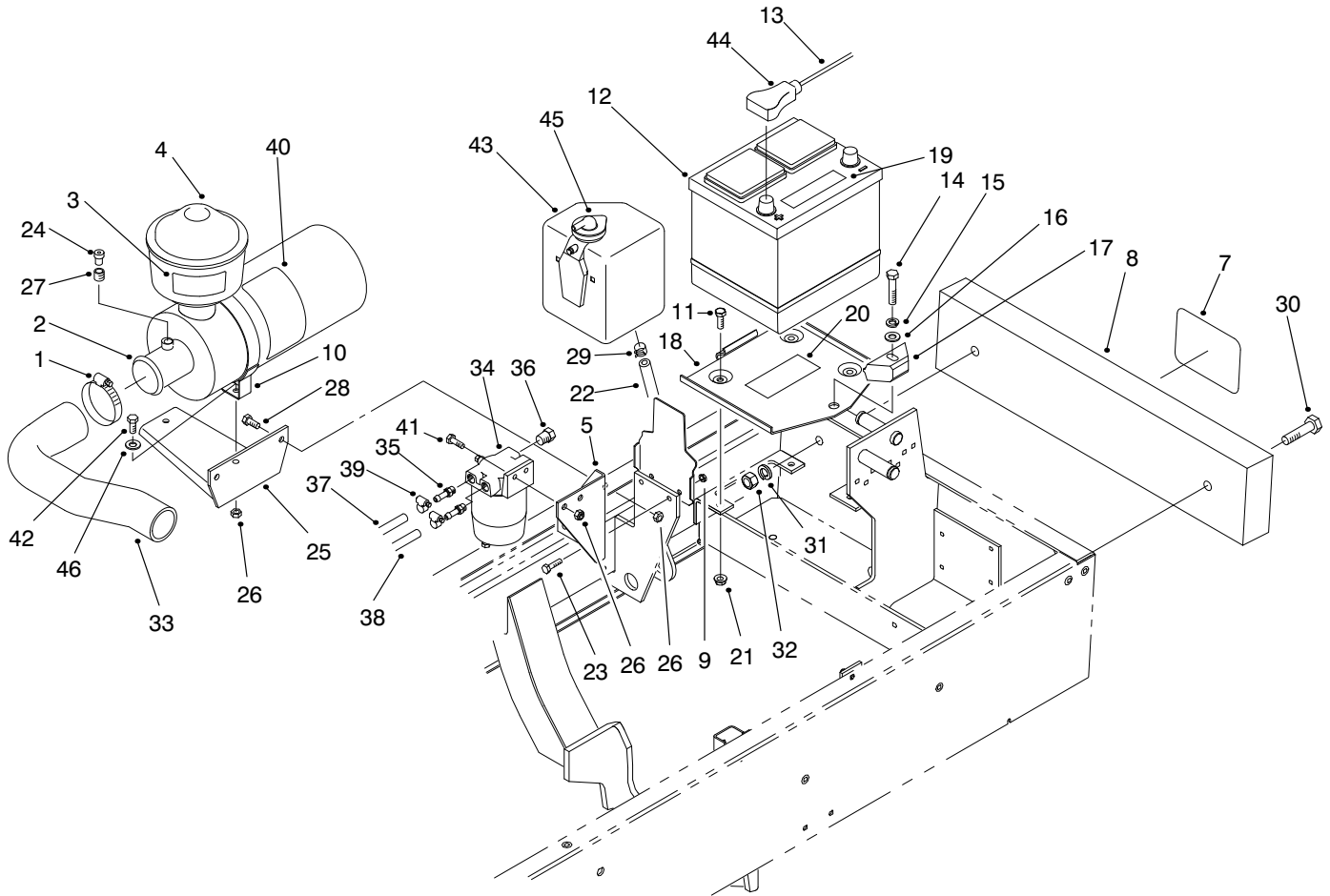


T-2925

EXHAUST MANIFOLD & GASKET ASM

Ref. No.	Part No.	Description	No. Used
1	98-9609	Gasket-Manifold, Inlet	1
2	98-9608	Manifold-Inlet	1
3	98-7605	Bolt	3
4	98-9353	Bolt	1
5	98-9355	Bolt	2
6	98-9444	Plug	1
7	98-9419	Timer-Glow Lamp	1

Ref. No.	Part No.	Description	No. Used
8	98-9397	Lamp-Indicator	1
9	98-9610	Gasket-Manifold, Exhaust	1
10	99-8342	Gasket-Muffler	1
11	99-8343	Stud	4
12	98-9718	Manifold-Exhaust	1
13	98-9665	Nut	6
14	98-9588	Stud	6

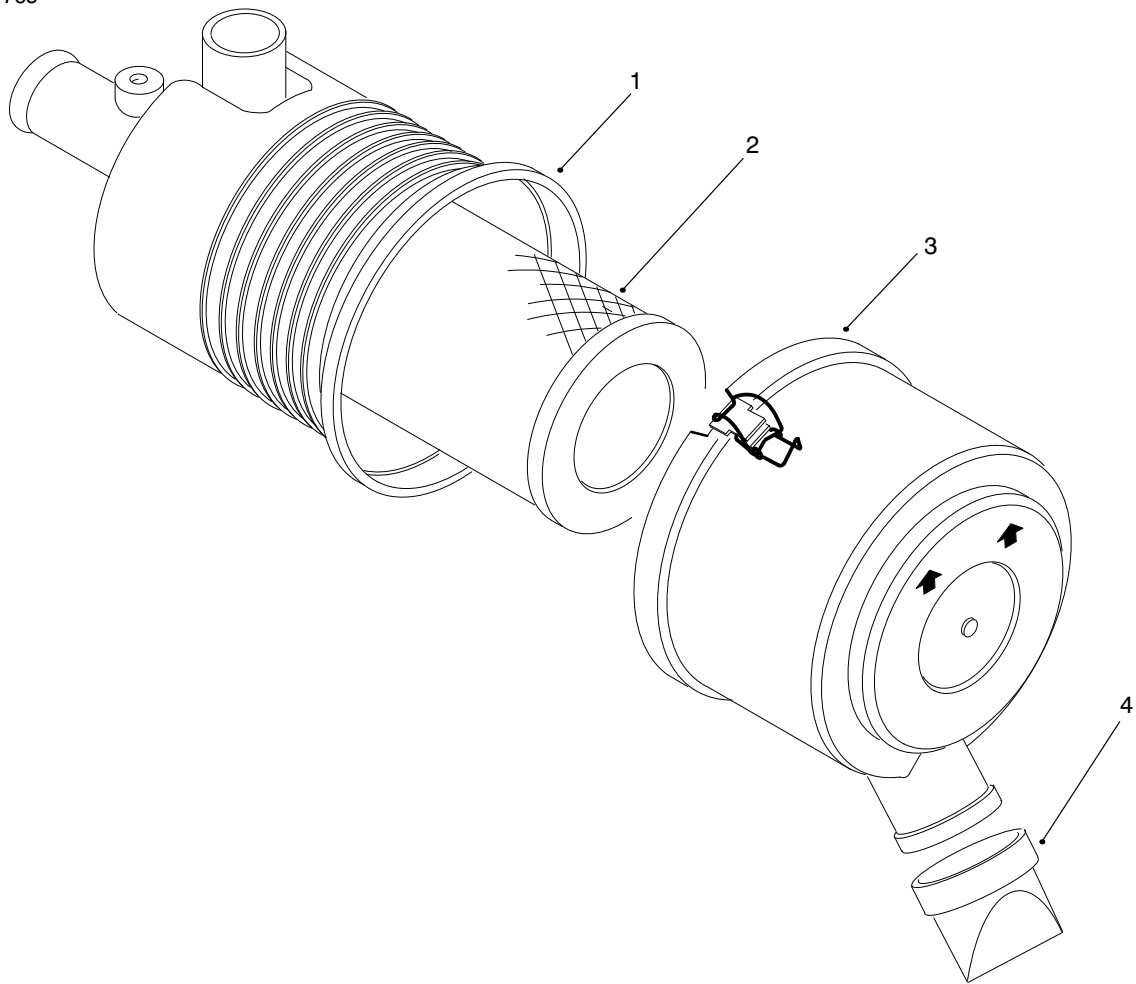


T-2902

ENGINE COMPONENTS ASM

Ref. No.	Part No.	Description	No. Used
1	2412-42	Clamp-Hose	1
2	98-4517	Asm-Air Cleaner (Incl. Ref. #40)	1
3	93-6692	Decal-Starting Fluid	1
4	48-7430	Pre-Cleaner	1
5	98-4578	Bracket-Fuel Filter	1
7	62-5550	Decal-Toro	1
8	75-6680	Bar-Weight	1
9	32128-33	Nut-Lock	2
10	98-4525	Bracket-Mount, Air Cleaner	1
11	322-4	Screw-HH	3
12		Battery (Type 26, 530 Amp.)	1
13	98-4599	Asm-Battery Cable (+) (Incl. Ref. #44)	1
14	323-9	Screw-HH	1
15	3253-21	Washer-Lock	1
16	3256-24	Washer-Flat	1
17	66-2490	Clamp-Battery	1
18	94-7343	Base-Battery	1
19	93-6668	Decal-Battery	1
20	93-7276	Decal-Danger	1
21	32128-20	Nut-Lock	3
22	98-4576	Bracket-Reservoir, Water	1
23	321-5	Screw-HH	2
24	93-9164	Indicator-Service	1

Ref. No.	Part No.	Description	No. Used
25	98-4518	Bracket-Air Cleaner	1
26	3296-29	Nut-Lock	8
27	94-1416	Asm-Adapter, Indicator	1
28	322-5	Screw-HH	2
29	92-2379	Clamp-Hose	1
30	325-12	Screw-HH	2
31	3253-27	Washer-Lock	2
32	3217-9	Nut-Hex.	2
33	98-4510	Hose-Air Cleaner	1
34	98-9305	Filter-Water/Fuel Separator	1
35	353-783	Fitting-Fuel	1
36	281-13	Plug-Pipe	2
37	71-3381	Hose-Fuel	1
38	95-4275	Hose-Fuel	1
39	2412-108	Clamp	4
40	98-9788	Decal-Instructions	1
40	93-8052	Decal-Instructions (Europe)	1
41	3234-29	Screw	2
42	322-6	Screw-HH	2
43	98-9323	Asm-Expansion Tank (Incl. Ref. #45)	1
44	28-1280	Boot-Cable	1
45		Cap-Expansion Tank	1
46	3256-24	Washer-Flat	2



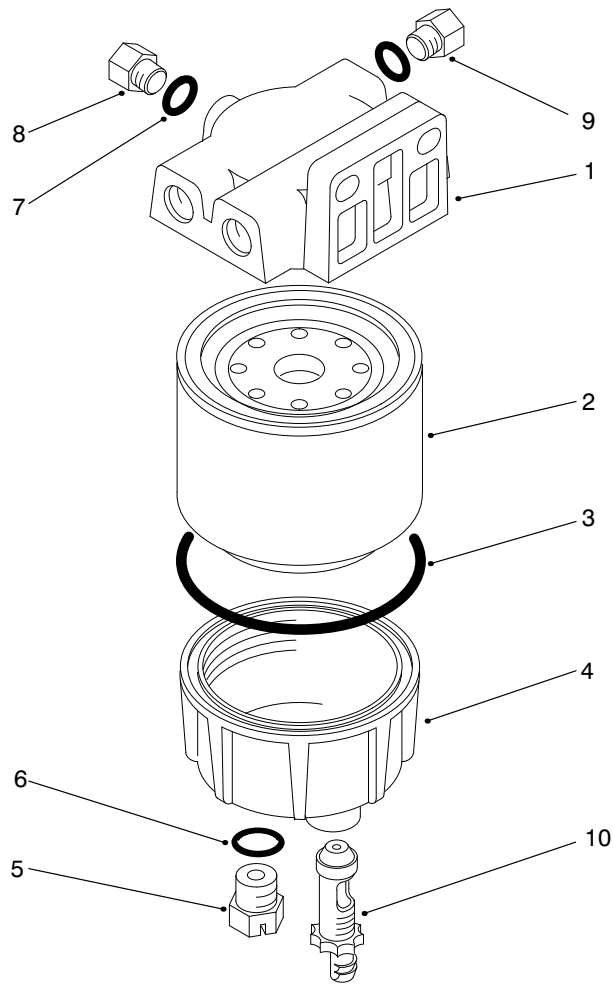
T-2903

AIR CLEANER ASM

Ref. No.	Part No.	Description	No. Used
1		Asm-Body	1
2	98-9763	Asm-Element	1

Ref. No.	Part No.	Description	No. Used
3	98-9771	Asm-Cover	1
4	94-1414	Valve-Vacuator	1

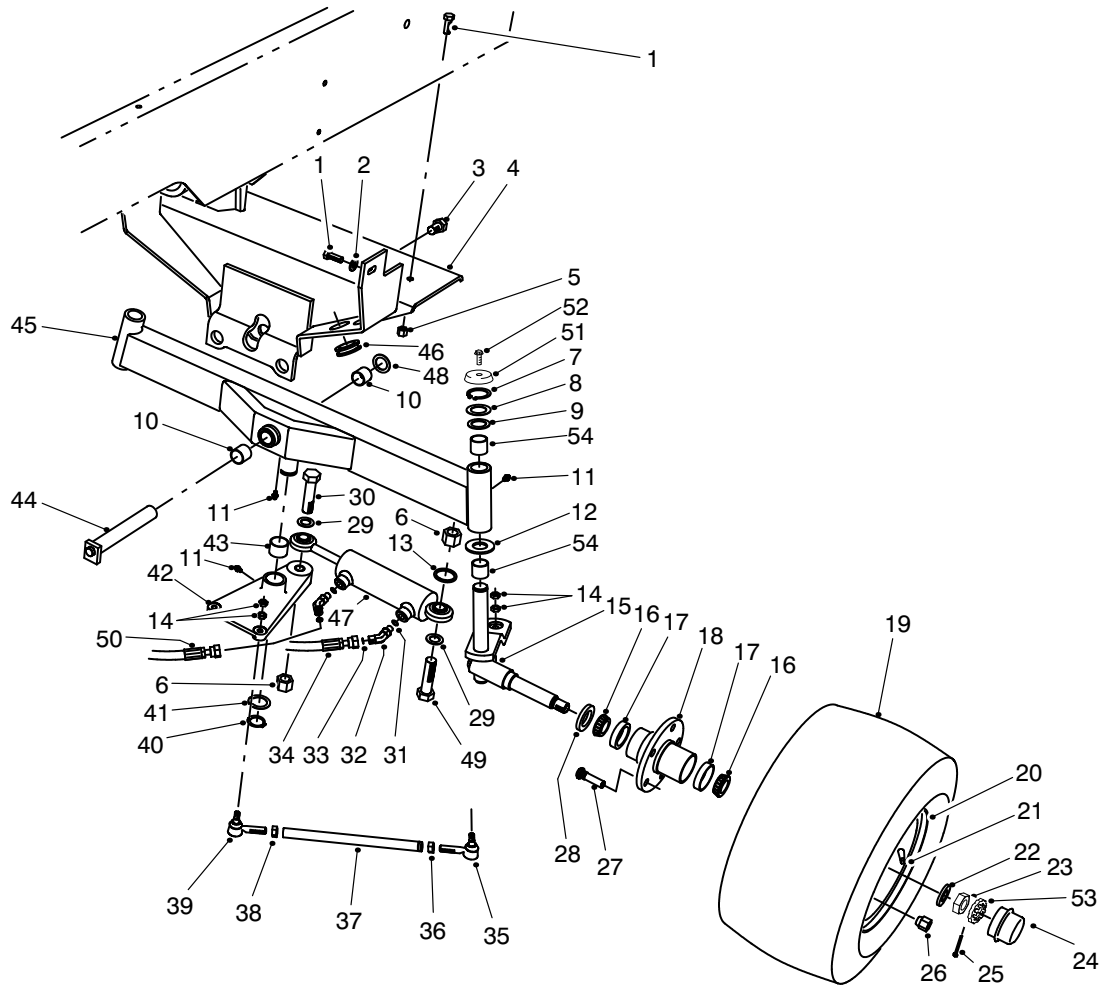
*Not Illustrated
 †Not Serviceable Separately



T-2904

FILTER, WATER/FUEL SEPARATOR ASM

Ref. No.	Part No.	Description	No. Used	Ref. No.	Part No.	Description	No. Used
1	98-9772	Head-Filter	1	6	237-42	O-Ring	1
2	98-9764	Element-Spin On	1	7	237-78	O-Ring	1
3	98-9774	O-Ring, Filter Base	1	8	98-9776	Plug-Head, Filter (Incl. Ref. #7)	1
4	98-9775	Base-Filter	1	9	285-22	Plug-Pipe	1
5	98-9773	Plug-Base, Filter (Incl. Ref. #6)	1	10	98-9777	Asm-Valve, Drain	1



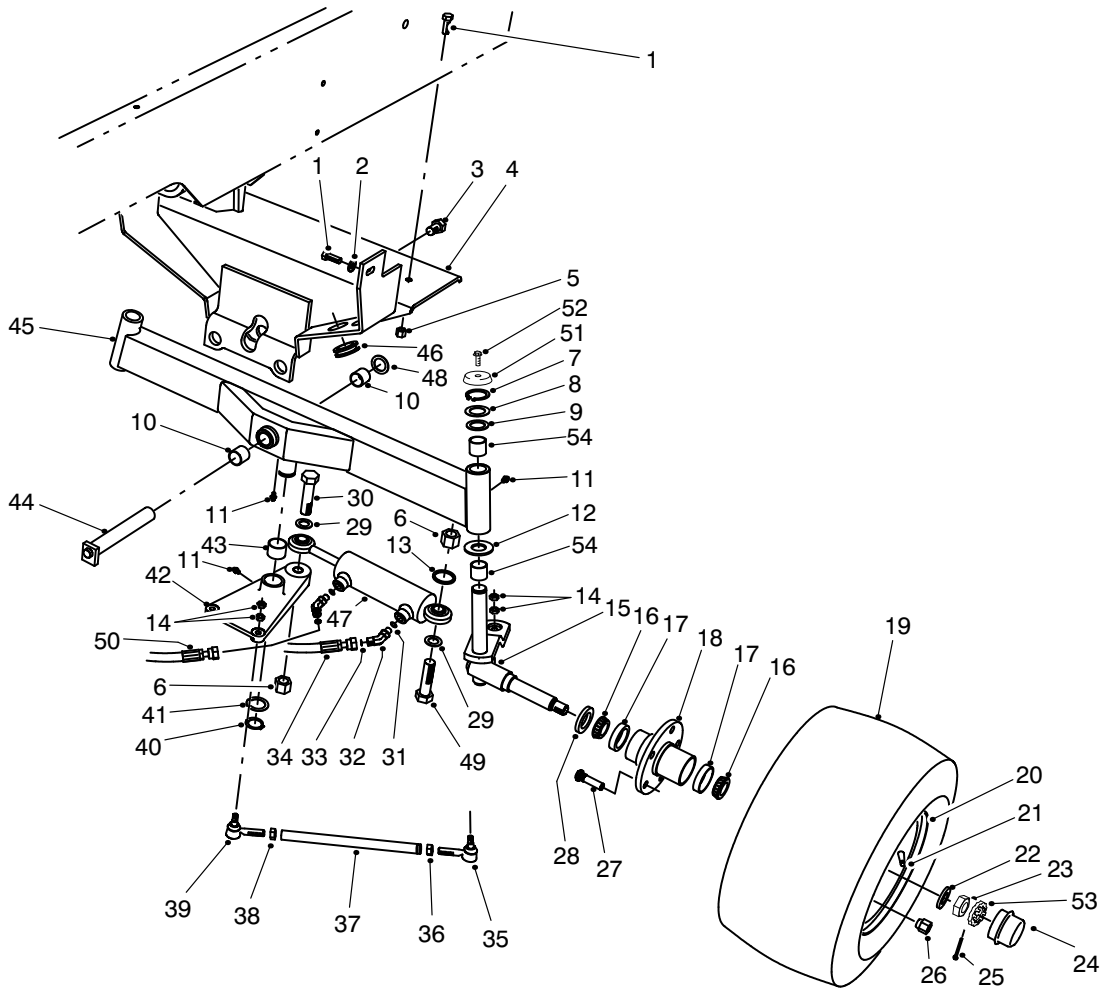
T-1915-2

REAR AXLE ASM

Ref. No.	Part No.	Description	No. Used
1	323-7	Screw-HH	4
2	3256-24	Washer-Flat	2
3	327-2	Screw-HH	1
4	93-0064	Support-Rear Axle	1
5	3296-39	Nut-Lock	2
6	32153-6	Nut-Lock	2
7	32151-36	Ring-Retaining	2
8	5-1226	Washer-Shim	5
9	10-8110	Washer-Thrust	2
10	67-1751	Bushing-Sleeve	2
11	302-5	Fitting-Grease	4
12	256-121	Washer-Thrust	2
13	67-7250	Spacer-Cylinder	1
14	3220-3	Nut-Jam	8
15	93-7001	Spindle-Rear LH	1
*	93-7000	Spindle-Rear RH	1
16	254-94	Cone-Bearing	4
17	254-72	Cup-Bearing	4
18	21-2820	Hub-Rear Wheel	2
19	231-141	Tire	2
20	217-121	Rim	2
21	232-35	Stem-Valve	2
22	93-0309	Washer-Tab	2

Ref. No.	Part No.	Description	No. Used
23	3220-7	Nut-Jam	2
24	241-119	Cap-Dust	2
25	3272-13	Pin-Cotter	2
26	242-50	Nut-Lug	10
27	10-6830	Stud-Drive	10
28	253-129	Seal-Grease	2
29	67-9410	Washer-Thrust	2
30	328-25	Screw-HH	1
31	237-78	O-Ring	2
32	340-103	Fitting-Hydraulic 45° (Incl. Ref. #31 & 33)	2
33	237-21	O-Ring	2
34	75-6230	Hose-Hydraulic	1
35	21-0141	Joint-Ball	2
36	3220-5	Nut-Jam	2
37	75-3130	Rod-Tie	2
38	3220-12	Nut-Jam LH Thread	2
39	21-0151	Joint-Ball LH Thread	2
40	32151-77	Ring-Retaining	1
41	76-2980	Washer-Thrust	1
42	75-4410	Asm-Pivot Plate (Incl. Ref. #11 & 43)	1
43	76-2970	Bushing-Sleeve	2

*Not Illustrated

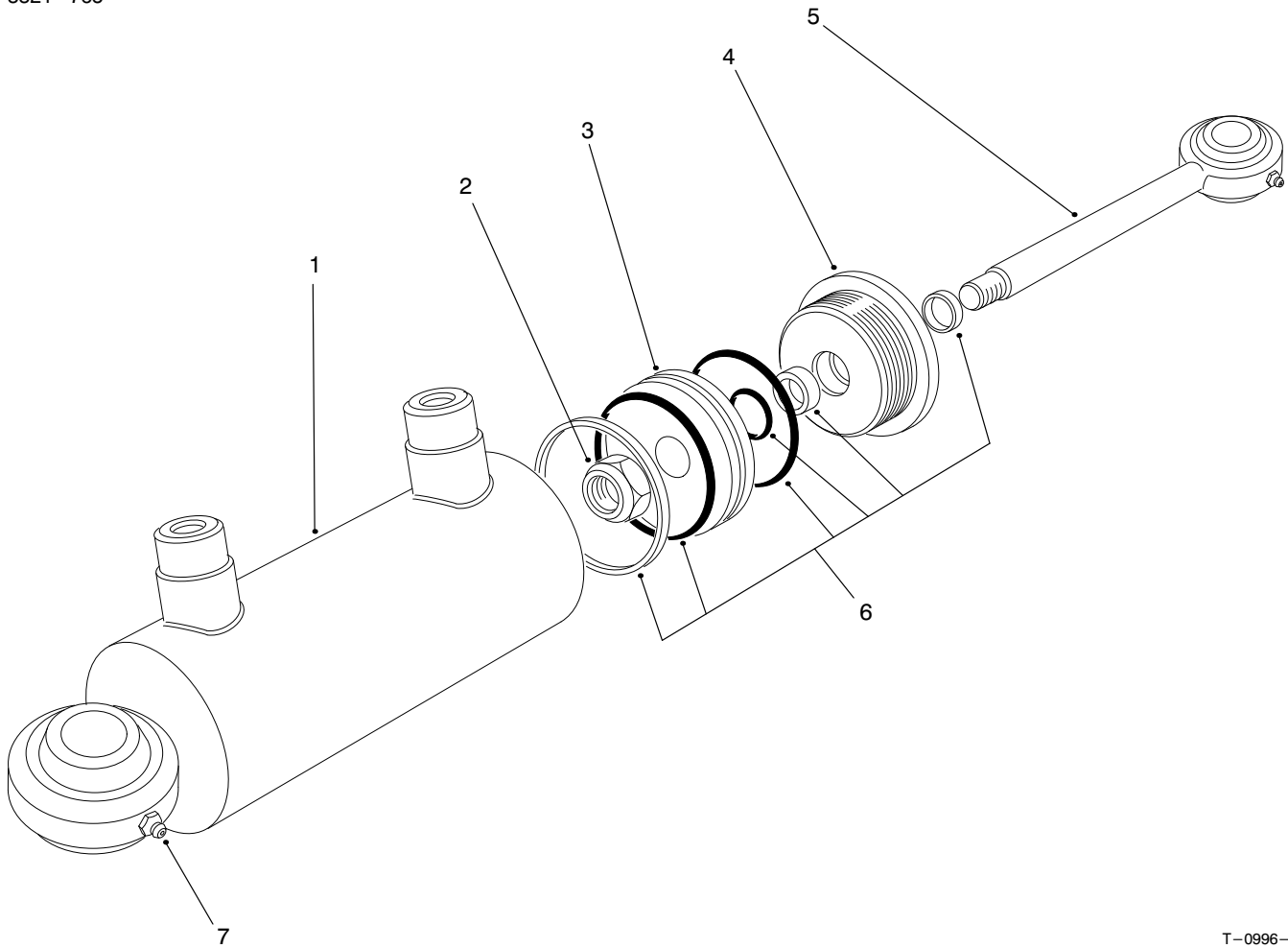


T-1915-2

REAR AXLE ASM (Continued)

Ref. No.	Part No.	Description	No. Used
44	75-4180	Pin-Rear Axle Pivot	1
45	75-2900	Asm-Rear Axle (Incl. Ref. #10, 11 & 54)	1
46	237-165	Grommet	2
47	75-1200	Asm-Hydraulic Cylinder	1
49	328-27	Screw-HH	1

Ref. No.	Part No.	Description	No. Used
50	75-6230	Hose-Hydraulic	1
51	66-2990	Cap-Spindle	2
52	3234-13	Screw-Cap Flange Hd.	2
53	93-0307	Retainer	2
54	67-1750	Bushing-Sleeve	4



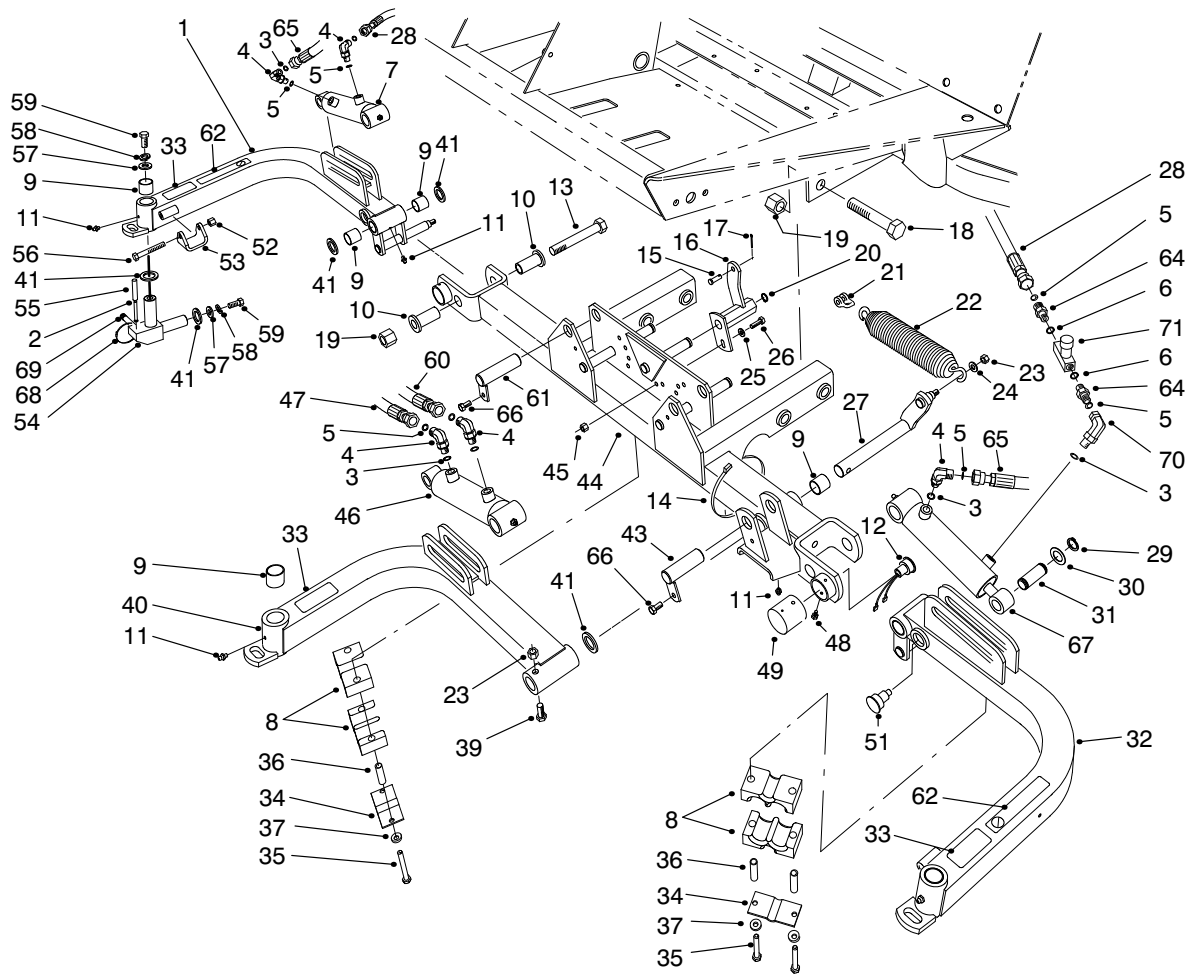
T-0996-1

HYDRAULIC CYLINDER NO. 75-1200

Ref. No.	Part No.	Description	No. Used
†1		Asm-Barrel	1
2	75-1210	Nut-Lock	1
3	75-1220	Piston	1
4	75-1260	Head-Internal	1

Ref. No.	Part No.	Description	No. Used
5	75-1230	Asm-Piston Rod	1
6	75-1250	Seal Kit	1
7	302-5	Fitting-Grease	2

†Not Serviced Separately



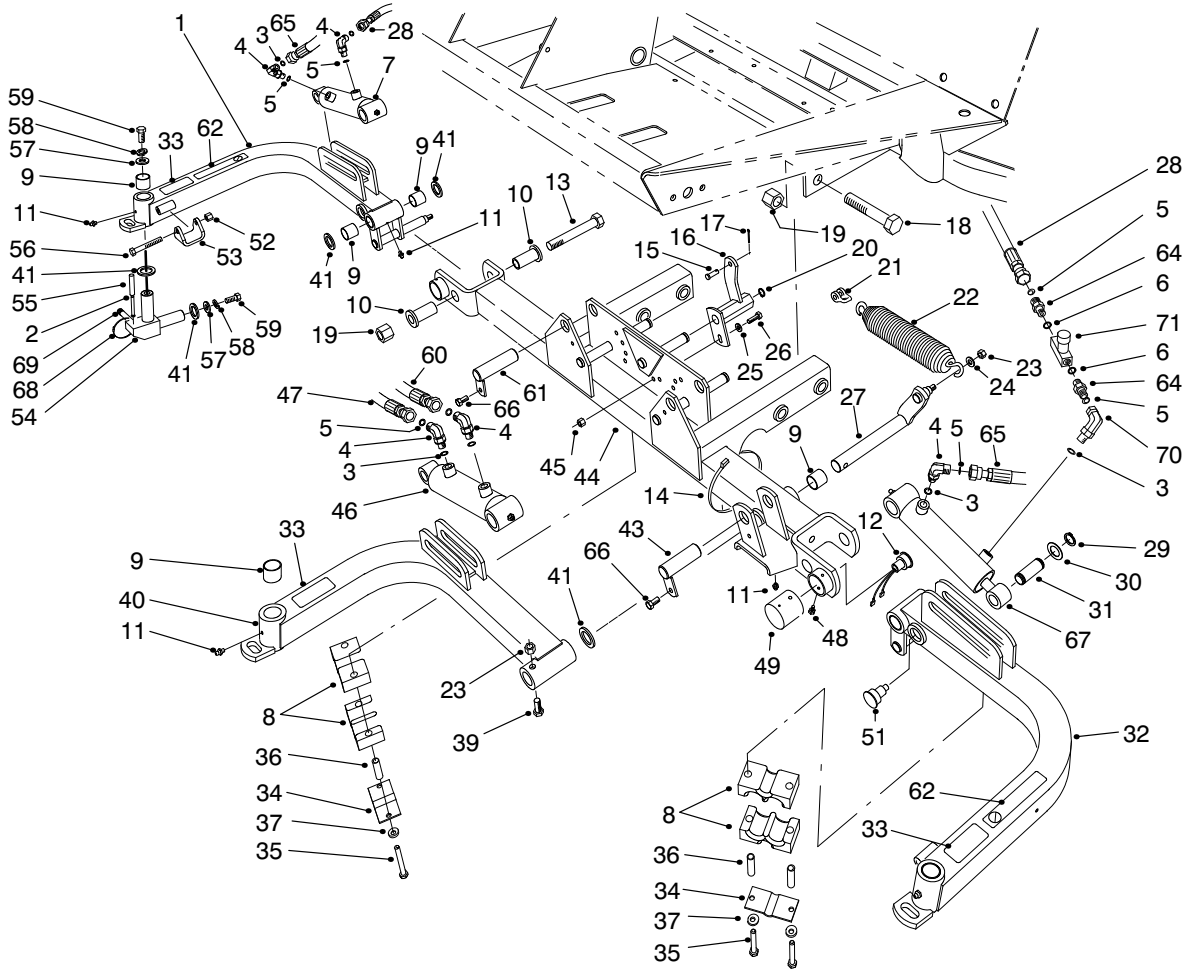
T-1059-6

FRONT LIFT ARMS ASM

Ref. No.	Part No.	Description	No. Used
1	94-5598	Asm-Lift Arm RH (Incl. Ref. #9 & 11)	1
2	32121-27	Pin-Roll	3
3	237-78	O-Ring	6
4	340-132	Fitting-Hydraulic 90° (Incl. Ref. #3 & 5)	5
5	237-21	O-Ring	8
6	237-42	O-Ring	2
7	98-8069	Asm-Hydraulic Cylinder	1
8	82-8170	Clamp-Hose	8
9	67-1750	Bushing-Sleeve	12
10	84-8320	Insert-Hinge	4
11	302-5	Fitting-Grease	6
12	92-8002	Sensor-Reed Switch	1
13	328-12	Screw-HH	2
14	3290-379	Tie-Cable	3
15	283-6	Pin-Clevis	3
16	75-5210	Bracket-Spring Center	1
*	75-5200	Bracket-Spring RH	1
*	75-5220	Bracket-Spring LH	1
17	3272-10	Pin-Cotter	3
18	328-7	Screw-HH	4
19	3296-51	Nut-Lock	6
20	32151-48	Ring-Retaining	3
21	282-4	Clevis-Spring	3

Ref. No.	Part No.	Description	No. Used
22	5-0743	Spring-Extension	3
23	3296-44	Nut-Lock	4
24	3256-24	Washer-Flat	3
25	3256-23	Washer-Flat	3
26	322-5	Screw-HH	3
27	75-4550	Shaft-Center Arm Pivot	1
28	75-5890	Hose-Hydraulic	2
29	32120-93	Ring-Retaining	6
30	3-6498	Washer-Thrust	6
31	75-5350	Pin-Cylinder Rod End	3
32	94-5800	Asm-Lift Arm LH (Incl. Ref. #9 & 11)	1
33	93-6696	Decal-Warning	3
34	93-7961	Clamp-Rubber	3
35	322-13	Screw-HH	6
36	93-7960	Spacer	6
37	3256-70	Washer-Flat	6
39	323-11	Screw-HH	1
40	94-5802	Asm-Lift Arm, Center (Incl. Ref. #9 & 11)	1
41	256-115	Washer-Thrust	11
43	83-6790	Pin-Cylinder (Short)	1
44	94-5808	Asm-Carrier Frame (Incl. Ref. #9 & 11)	1
45	3296-29	Nut-Lock	3

*Not Illustrated



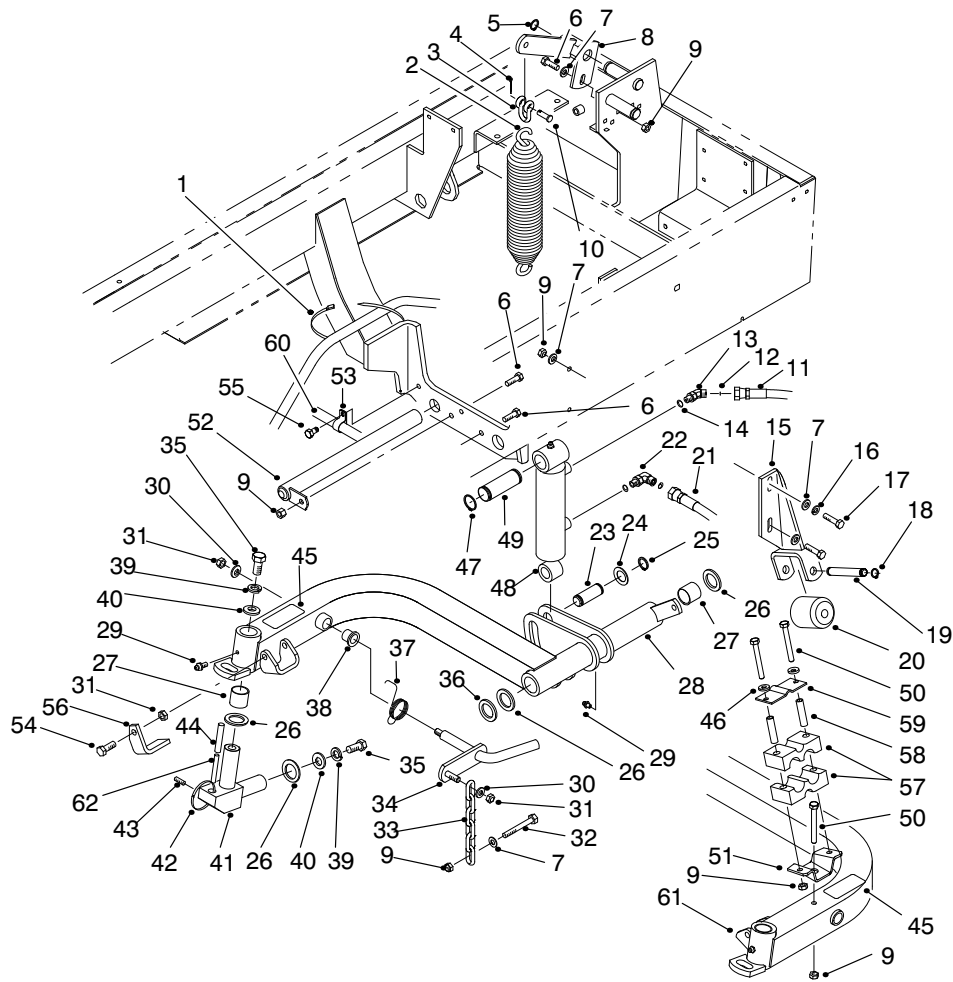
T-1059-6

FRONT LIFT ARMS ASM (Continued)

Ref. No.	Part No.	Description	No. Used
46	93-9310	Asm-Hydraulic Cylinder	1
47	75-5900	Hose-Hydraulic	1
48	32104-76	Screw-Thread Forming	2
49	75-6370	Cover-Sensor	1
51	92-8754	Actuator-Reed Switch	1
52	3296-39	Nut-Lock	2
53	75-5410	Bracket-Arm	2
54	75-3010	Joint-Arm	3
55	32121-122	Pin-Roll	3
56	323-12	Screw-HH	2
57	3256-6	Washer-Flat	6
58	3253-7	Washer-Lock	6
59	325-4	Screw-HH	6
60	75-5910	Hose-Hydraulic	1
61	83-6780	Pin-Cylinder (Long)	2

Ref. No.	Part No.	Description	No. Used
62	93-6687	Decal-No Step	2
64	340-1	Fitting-Straight (Incl. Ref. #5 & 6)	2
65	82-6490	Hose-Hydraulic	1
66	32144-14	Screw-Self Tapping	3
67	98-8068	Hydraulic Cylinder Asm.	1
68	3290-378	Tie-Cable	5
69	92-9097	Set Screw	3
70	340-143	Fitting-Hydraulic 90° (Incl. Ref. #3)	1
71	98-9742	Valve-Flow Control	1
*	93-6688	Decal-Hands/Feet (Mounted on Cutting Unit Frames)	3

* Not Illustrated

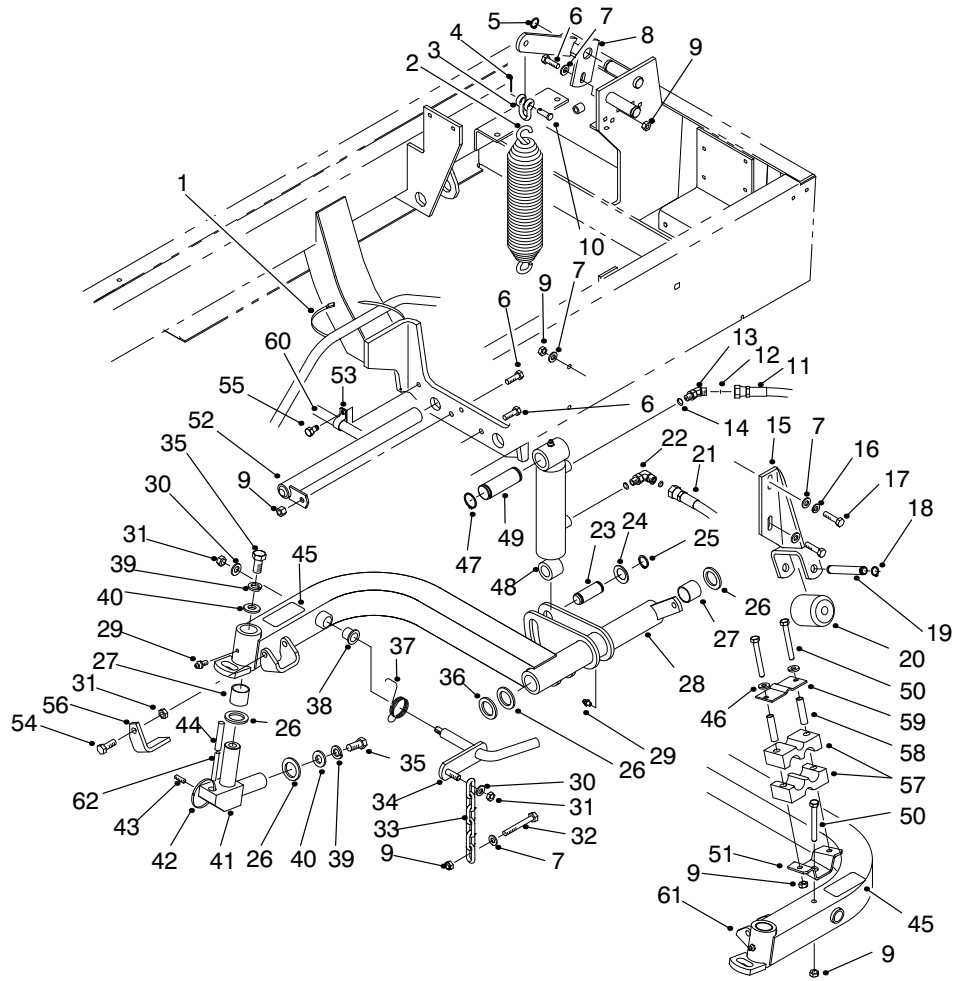


T-1880-4

REAR LIFT ARMS ASM

Ref. No.	Part No.	Description	No. Used	Ref. No.	Part No.	Description	No. Used
1	3290-379	Tie-Cable	4	23	75-5350	Pin-Cylinder Rod End	2
2	5-0743	Spring-Counterbalance	2	24	3-6498	Washer-Thrust	4
3	282-4	Clevis-Spring	2	25	32120-93	Ring-Retaining	4
4	3272-10	Pin-Cotter	2	26	256-115	Washer-Thrust	8
5	32151-48	Ring-Retaining	2	27	67-1750	Bushing-Sleeve	8
6	322-5	Screw-HH	3	28	94-5596	Lift Arm Asm- Rear RH (Incl. Ref. #27, 29 & 38)	1
7	3256-23	Washer-Flat	10	29	302-5	Fitting-Grease	4
8	98-4548	Bracket-Spring Rear RH	1	30	3256-24	Washer-Flat	4
*	98-4536	Bracket-Spring Rear LH	1	31	3296-39	Nut-Lock	6
9	3296-29	Nut-Lock	11	32	322-12	Screw-HH	2
10	283-6	Pin-Clevis	2	33	5-1096	Chain-Cutting Unit	2
11	75-6070	Hose-Hydraulic (Cap)	1	34	75-4590	Rod-Pivot	2
12	237-78	O-Ring	4	35	325-4	Screw-HH	4
13	340-103	Fitting-Hydraulic 45° (Incl. Ref. #12 & 14)	1	36	93-0142	Bushing-Straight	2
14	237-21	O-Ring	4	37	75-4520	Spring-Torsion RH	1
15	75-3810	Bracket-Roller	2	*	75-4530	Spring-Torsion LH	1
16	3253-4	Washer-Lock	2	38	256-287	Bushing-Flange	4
17	322-6	Screw-HH	4	39	3253-7	Washer-Lock	4
18	32151-61	Ring-Retaining	4	40	3256-6	Washer-Flat	4
19	75-5400	Shaft-Roller	2	41	75-3010	Joint-Arm	2
20	75-5390	Roller	2	42	3290-378	Tie-Cable	2
21	75-6180	Hose-Hydraulic RH (Rod)	2	43	92-9097	Set Screw	2
*	75-6080	Hose-Hydraulic LH (Rod)	1	44	32121-122	Pin-Roll	2
22	340-132	Fitting-Hydraulic 90° (Incl. Ref. #12 & 14)	3				

*Not Illustrated



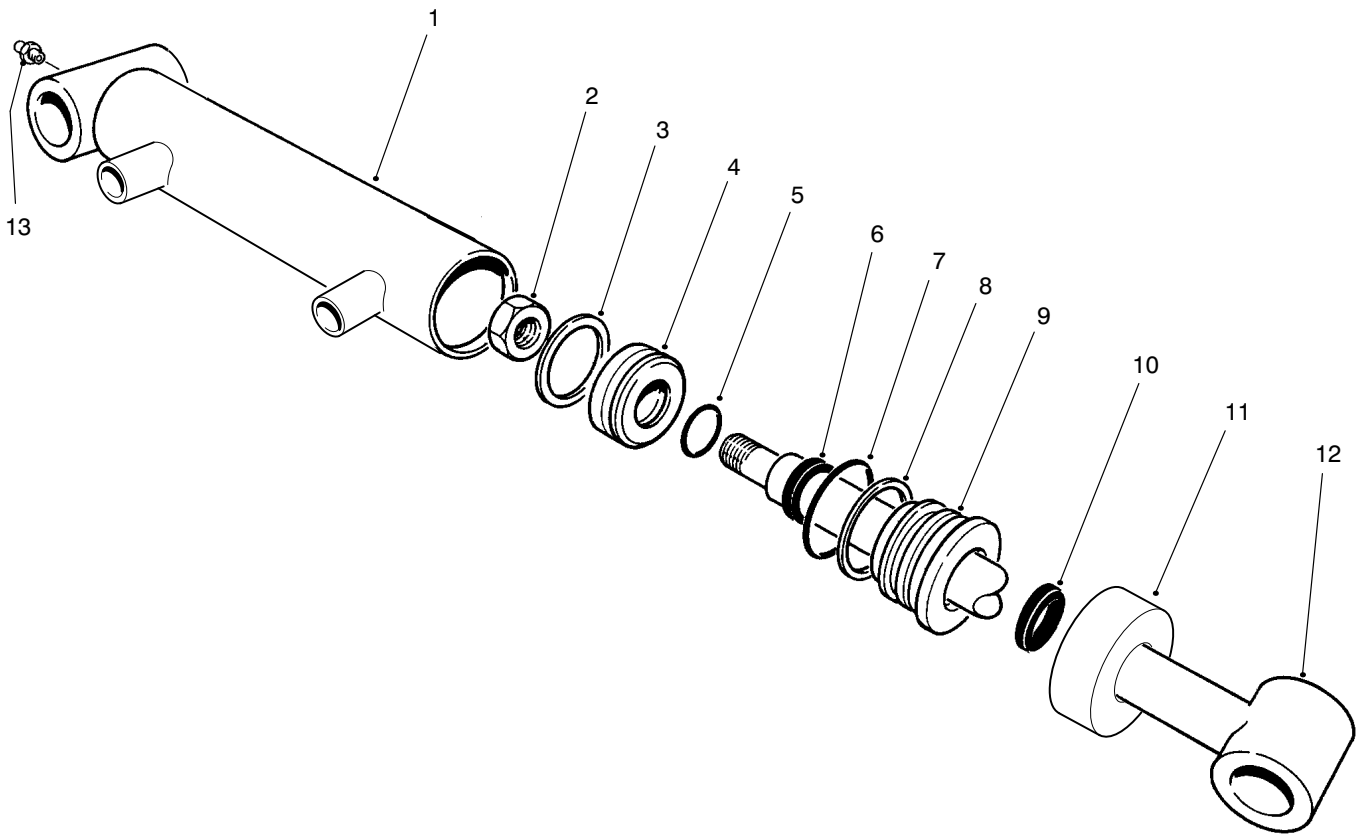
T-1880-4

REAR LIFT ARMS ASM (Continued)

Ref. No.	Part No.	Description	No. Used
45	93-6696	Decal-Warning	2
46	3256-70	Washer-Plain	2
47	32151-36	Ring-Retaining	4
48	93-9311	Hydraulic Cylinder Asm-	2
49	75-5360	Pin-Cylinder Cap End	2
50	322-13	Screw-HH	3
51	94-4919	Bracket-Clamp, Hose	1
52	93-0069	Pin-Pivot	2
54	323-6	Screw-HH	2
56	93-3640	Stop-Reel RH	1

Ref. No.	Part No.	Description	No. Used
*	83-5170	Stop-Reel LH	1
57	82-8170	Clamp	2
58	93-7960	Spacer	2
59	93-7961	Clamp	1
61	94-5594	Lift Arm Asm- Rear LH (Incl. Ref. #27, 29 & 38)	1
62	32121-27	Pin-Roll	2
*	93-6688	Decal-Hands/Feet (Mounted on Cutting Unit Frames)	2

*Not Illustrated



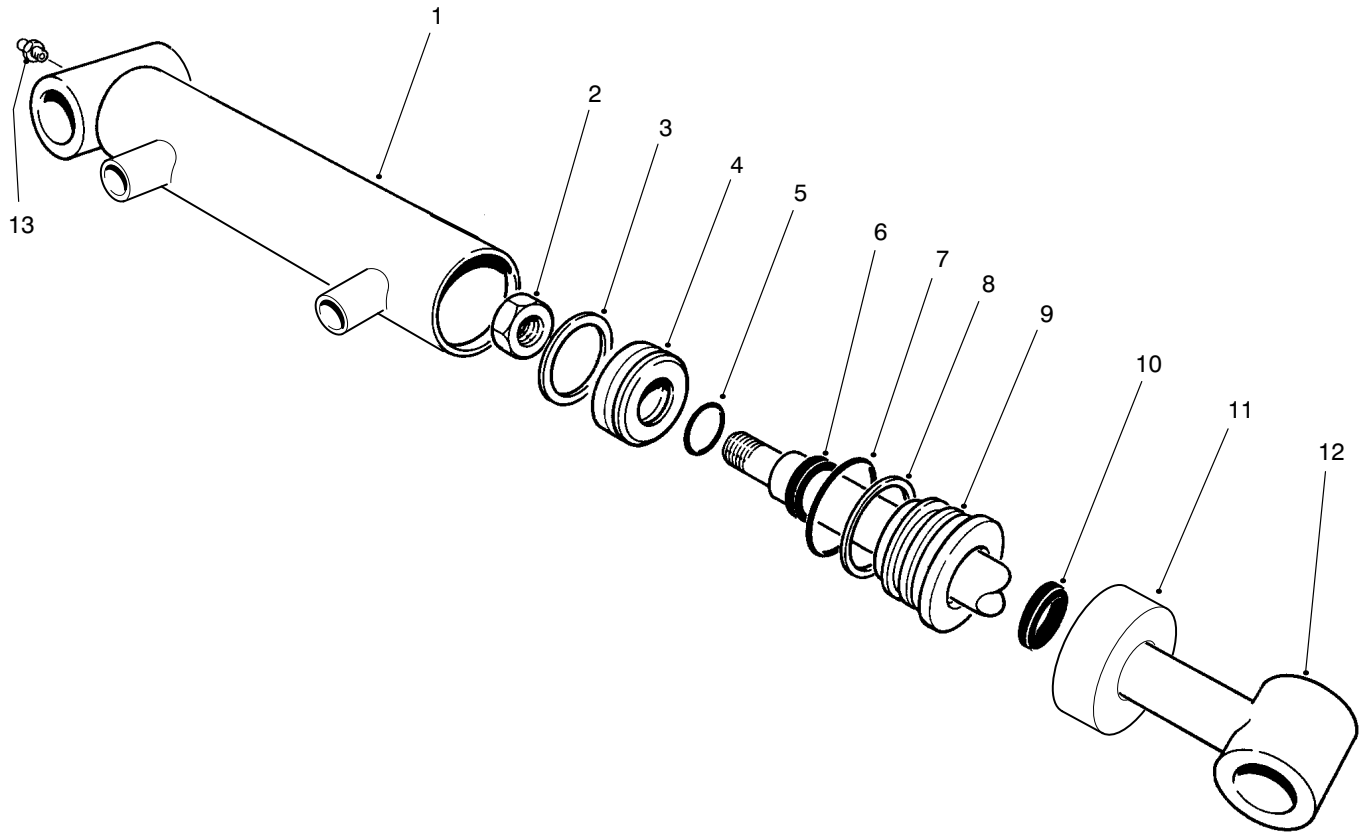
T-2114-2

HYDRAULIC CYLINDER NO. 93-9311

Ref. No.	Part No.	Description	No. Used
†1	93-9313	Asm-Barrel	1
2	32152-10	Nut	1
†3		Uni-ring	1
4	70-2780	Piston	1
†5		O-Ring	1
†6		Seal-Rod	1
†7		O-Ring	1
†8		Backup	1

Ref. No.	Part No.	Description	No. Used
9	93-7990	Head	1
†10		Seal-Dust	1
11	93-7991	Collar	1
12	75-3790	Shaft and Tube	1
13	302-5	Fitting-Grease	1
*	86-7330	Seal Repair Kit (Incl. Ref. #3, 5-8 & 10)	1

*Not Illustrated
 †Not Serviced Separately



T-2114-2

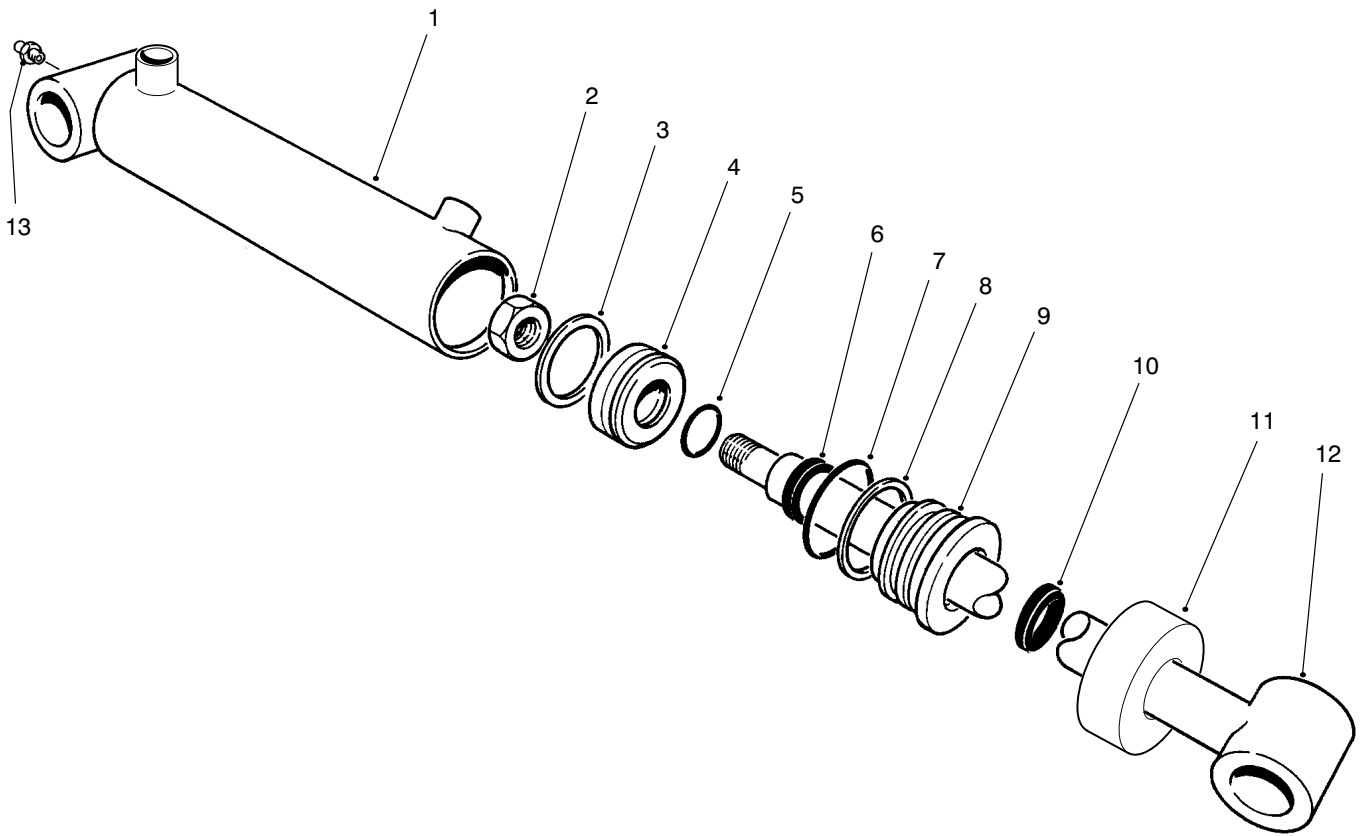
HYDRAULIC CYLINDER NO. 93-9310

Ref. No.	Part No.	Description	No. Used
1	93-9312	Asm-Barrel	1
2	32152-10	Nut	1
†3		Uni-ring	1
4	70-2780	Piston	1
†5		O-Ring	1
†6		Seal-Rod	1
†7		O-Ring	1
†8		Backup	1

Ref. No.	Part No.	Description	No. Used
9	93-7990	Head	1
†10		Seal-Dust	1
11	93-7991	Collar	1
12	75-3790	Shaft and Tube	1
13	302-5	Fitting-Grease	1
*	86-7330	Seal Repair Kit (Incl. Ref. #3, 5-8 & 10)	1

*Not Illustrated

†Not Serviced Separately



T-2115-1

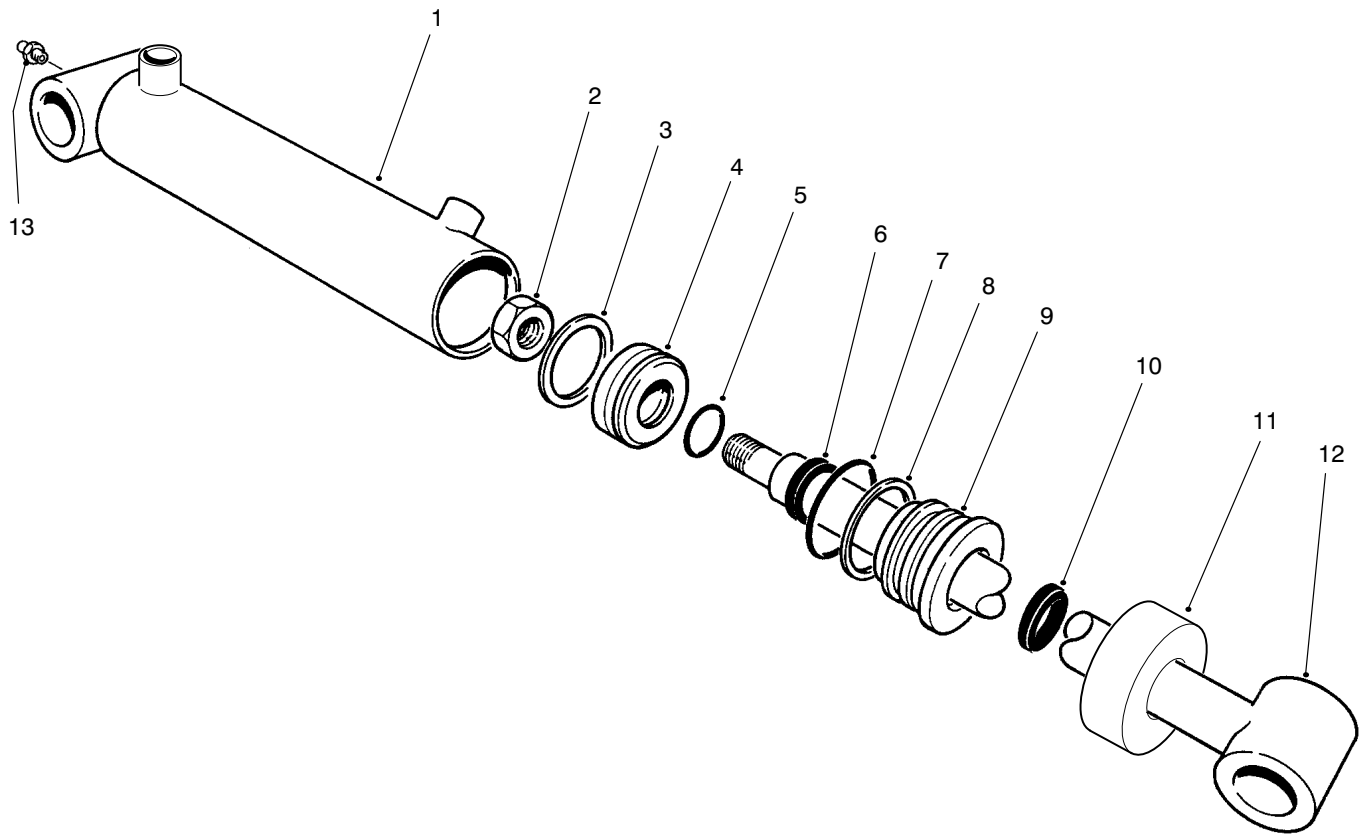
HYDRAULIC CYLINDER NO. 98-8069

Ref. No.	Part No.	Description	No. Used
1	93-7558	Asm-Barrel	1
2	32152-10	Nut	1
†3		Uni-ring	1
4	84-1710	Piston	1
†5		O-Ring	1
†6		Seal-Rod	1
†7		O-Ring	1
†8		Backup	1

Ref. No.	Part No.	Description	No. Used
9	98-7354	Head	1
†10		Seal-Dust	1
11	93-7994	Collar	1
12	84-1740	Shaft and Tube	1
13	302-5	Fitting-Grease	1
*	84-1760	Seal Repair Kit (Incl. Ref. #3, 5-8 & 10)	1

*Not Illustrated

†Not Serviced Separately



T-2115-1

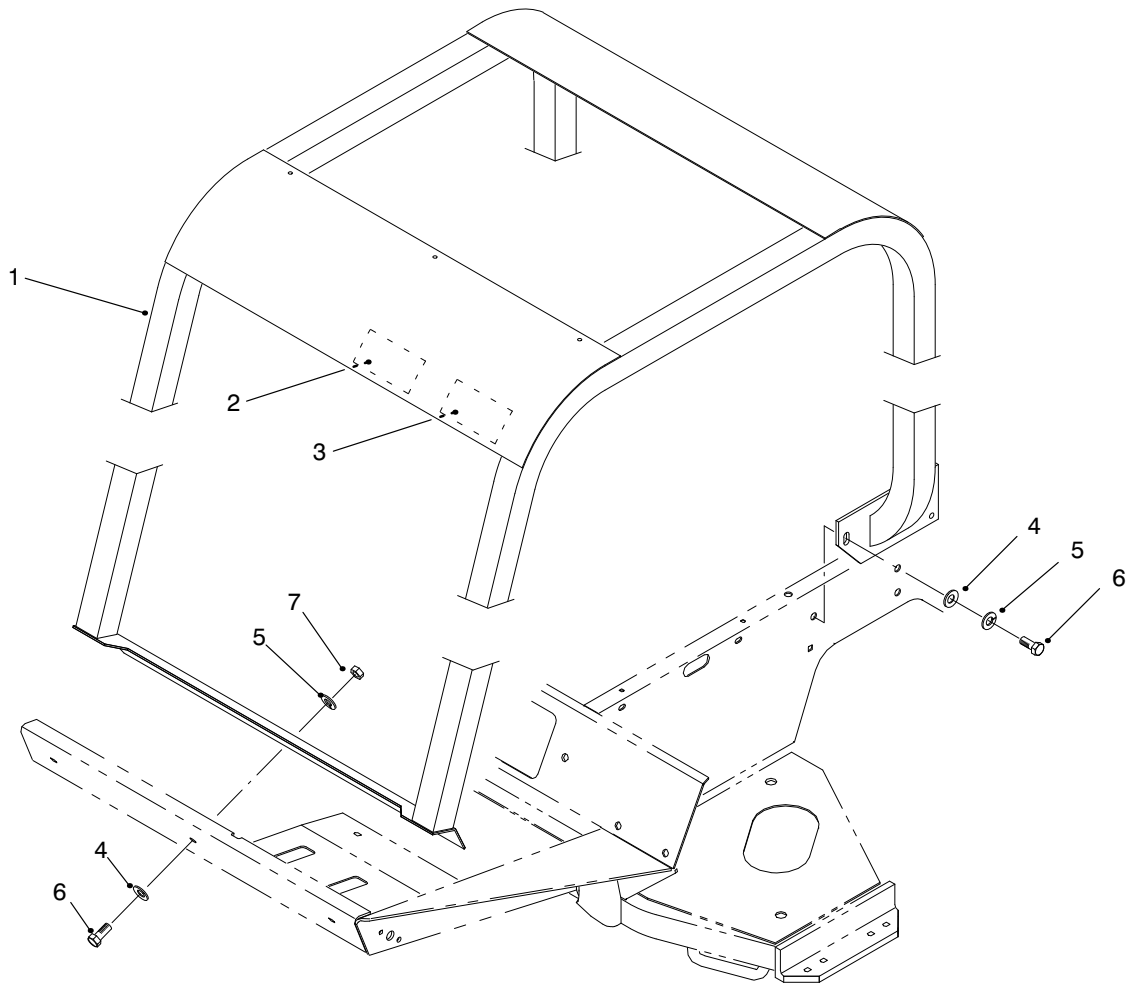
HYDRAULIC CYLINDER NO. 98-8068

Ref. No.	Part No.	Description	No. Used
1	93-7557	Asm-Barrel	1
2	32152-10	Nut	1
†3		Uni-ring	1
4	70-2780	Piston	1
†5		O-Ring	1
†6		Seal-Rod	1
†7		O-Ring	1
†8		Backup	1

Ref. No.	Part No.	Description	No. Used
9	98-7353	Head	1
†10		Seal-Dust	1
11	93-7991	Collar	1
12	75-2120	Shaft and Tube	1
13	302-5	Fitting-Grease	1
*	86-7330	Seal Repair Kit (Incl. Ref. #3, 5-8 & 10)	1

*Not Illustrated

†Not Serviced Separately



T-1959-1

ROLL OVER PROTECTION SYSTEM (R.O.P.S.) (Optional)

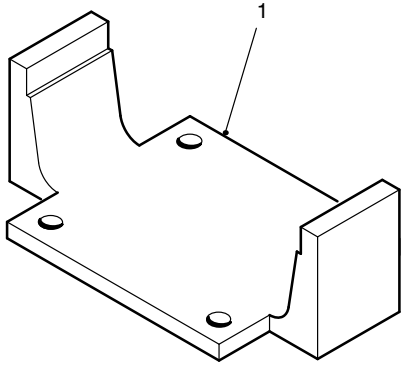
Ref. No.	Part No.	Description	No. Used
1	83-7410	Roll-Bar	1
2	85-9980	Decal-R.O.P.S.	1
2	93-8073	Decal-R.O.P.S. (Europe)	1
3	83-7430	Decal-Danger	1
3	93-8050	Decal-Danger (Europe)	1
3	84-4300	Decal-Danger (Japan)	1
4	3256-26	Washer-Flat	9

Ref. No.	Part No.	Description	No. Used
5	3253-7	Washer-Lock	9
6	325-5	Screw-HH	9
7	3217-9	Nut-Lock	3
*	21-4191	Asm-Seat Belt	1
*	3212-4	Screw-HH	2
*	3253-6	Washer-Lock	2

*Not Illustrated

SPECIAL TOOLS

AXLE TOOL NO. *TOR859920



T-1325-1

Ref. No.	Part No.	Description	No. Used
1		Tool-Axle	1

*Obtain these items directly from OTC 2013 4th St. Owatonna, MN. 55060 1-800-533-0492
(in Minnesota and Canada 1-507-455-7050) Fax. 507-455-7011.

TORO PART NUMBER INDEX

3321-765

Part No.	Description	Pg. No.	Ref. No.	Qty.	Part No.	Description	Pg. No.	Ref. No.	Qty.
3-6498	Washer-Thrust	30	22	2	43-0090	Screw-HH	36	31	14
3-6498	Washer-Thrust	73	24	4	43-5930	Washer-Lock	36	21	1
3-6498	Washer-Thrust	71	30	6	43-6710	Diff. Adjust. Shim .003	26	15	A/R
3-6657	Clamp-Cable	7	29	1	43-6711	Diff. Adjust. Shim .005	26	16	A/R
3-6657	Clamp-Cable	37	51	1	43-6712	Diff. Adjust. Shim .010	26	17	A/R
5-0652	Spacer	6	42	1	43-6713	Diff. Adjust. Shim .030	26	18	A/R
5-0743	Spring-Counterbalance	73	2	2	43-6750	Cup-Bearing, Tapered	26	10	1
5-0743	Spring-Extension	71	22	3	43-6760	Cone-Bearing, tapered	26	9	1
5-1096	Chain-Cutting Unit	73	33	2	43-6810	Spider-Torque	28	5	2
5-1226	Washer-Shim	68	8	5	44-2210	Asm-Lights, Warning	4	32	1
10-6830	Stud-Drive	68	27	10	46-6550	Connector-Fuel, Elbow 90°	22	19	1
10-8110	Washer-Thrust	68	9	2	46-6560	Grommet	22	20	2
21-0141	Joint-Ball	68	35	2	46-8091	Screw-HH	1	7	4
21-0151	Joint-Ball LH Thread	68	39	2	47-0110	Spacer-Spindle	36	6	1
21-2820	Hub-Rear Wheel	68	18	2	48-7430	Pre-Cleaner	65	4	1
21-4191	Asm-Seat Belt	79	*	1	48-7890	Nut-Hex.	36	22	1
21-7670	Case-Differential	27	33	1	49-6440	Plate-Traction Pedal	6	11	1
21-7690	Gear-Pinion	26	6	2	57-6390	Nut-Lock	36	24	1
21-7700	Shaft-Pinion Mate	27	31	1	61-2790	Screen-Filler	14	3	1
21-7710	Pin-Roll	27	30	1	62-5550	Decal-TORO	1	1	1
21-7720	Washer-Thrust	26	4	2	62-5550	Decal-Toro	65	7	1
21-7730	Washer-Thrust	26	7	2	62-7400	Decal-TORO	1	16	1
21-7770	Screw-Drive Gear	27	32	5	62-7650	Gasket-Sending Unit	22	6	1
21-8020	Spacer-Front Pinion	27	25	1	63-6890	Hinge-Hood RH	1	17	1
21-8090	Diff. Adjust. Shim .003	27	38	A/R	63-6900	Hinge-Hood LH	1	17	1
21-8100	Diff. Adjust. Shim .005	27	37	A/R	63-7590	Relay-Starter	33	42	1
21-8110	Diff. Adjust. Shim .010	27	36	A/R	63-7610	Hose-Fuel	22	5	1
21-8120	Diff. Adjust. Shim .030	27	35	A/R	63-7640	Unit-Sending	22	7	1
21-8180	Bearing	28	3	2	63-7732	Cable-Brake RH	6	*	1
21-8270	Pin-Dowel	26	3	2	63-7733	Cable-Brake LH	6	29	1
21-8360	Clip-Retaining	28	10	2	63-7880	Pin-Brake Latch	6	28	1
21-8390	Cup-Bearing	27	24	1	63-7900	Rack-Parking Brake	4	20	1
21-9260	Seal-Shaft	4	27	1	63-8140	Pulley-Idler	36	46	1
21-9370	Screw-Adjusting	28	7	2	63-8360	Key-Ignition	11	9	1
21-9380	Nut-Pivot	28	8	2	63-8410	Washer-Flat	22	24	3
21-9390	Socket-Adjusting Screw	28	6	2	63-8410	Washer-Flat	14	37	3
21-9420	Spring-Shoe Return, LH	28	17	2	63-9920	Decal-EEC 105	7	46	1
21-9430	Spring-Shoe Return, RH	28	18	2	65-5100	Handle	1	5	2
21-9440	Spring-Adjusting Screw	28	14	2	66-2490	Clamp-Battery	65	17	1
21-9450	Shield-Dust	28	4	2	66-2920	Washer-Friction	7	32	2
21-9460	Retainer-Brake, Parking	28	15	4	66-2920	Washer-Nylon	12	50	3
23-2270	Bushing-Rubber	30	26	1	66-2920	Washer-Nylon	2	50	4
23-7270	Nut-Lug	24	2	10	66-2990	Cap-Spindle	69	51	2
24-0760	Exchanger-Heat	33	45	1	66-3180	Tube-Vent	33	26	1
24-8790	Gear-Bevel, Differential	26	5	2	66-3240	Cap-Radiator	33	13	1
24-8840	Ring-Bearing, Wheel	28	22	2	66-4190	Spring	7	37	1
24-9180	Lever, Brake, Parking	28	19	2	66-6480	Washer-Flat	24	44	4
25-8640	Screw-HH	7	25	2	66-8121	Standpipe-Elbow 90°	22	18	1
27-2360	Asm-Ignition Switch	11	19	1	66-8520	Bumper-Down-stop	8	17	2
27-3710	Dipstick-Axle	25	48	1	66-8530	Adjuster	8	16	1
27-6852	Shaft-Axle, Flanged RH	28	*	1	66-8560	Nut-Push	8	11	4
27-6862	Shaft-Axle, Flanged LH	28	1	1	66-8610	Weldment-Lower	8	10	1
28-0670	Seal-Oil	28	13	2	66-8800	Relay-Glow Plug	34	56	1
28-0680	Drum-Brake	28	11	2	66-9290	Spacer	8	15	6
28-1280	Boot-Cable	65	44	1	66-9770	Seal	5	28	1
29-6162	Switch-Neutral	30	6	1	66-9780	Bushing	5	29	1
38-3400	Guard-Rubber	18	8	2	66-9860	Upper Cover & Jacket	5	37	1
42-6080	Shim-Axle	24	43	A/R	66-9870	Plate-Retaining	5	38	1
42-9560	Stud	35	28	4	66-9880	Washer-Retaining Plate	5	39	1
42-9600	Washer-Lock	35	17	2	66-9890	Ring-Retaining	5	40	1
42-9600	Washer-Lock	36	32	14	66-9900	Shaft-Input	5	41	1
42-9850	Washer-Lock	35	12	9	66-9970	Kit-Spring	5	*	1
42-9850	Washer-Lock	36	23	2	66-9980	Kit-Seal	5	*	1
43-0090	Screw-HH	35	16	2	66-9990	Kit-Needle Roller	5	*	1

*Not Illustrated

TORO PART NUMBER INDEX (Cont.)

Part No.	Description	Pg. No.	Ref. No.	Qty.	Part No.	Description	Pg. No.	Ref. No.	Qty.
67-1630	Spacer-Fan	36	11	1	75-0120	Screw-HH	29	28	1
67-1750	Bushing-Sleeve	71	9	12	75-0130	Screw-HH	29	24	3
67-1750	Bushing-Sleeve	73	27	8	75-0140	Spring-Conical	29	26	1
67-1750	Bushing-Sleeve	69	54	4	75-0150	Guide-Seal	29	2	1
67-1751	Bushing-Sleeve	68	10	2	75-0160	Plug-Pipe	29	47	1
67-7160	Block-Fuse	11	21	2	75-0170	Plug-Straight Thread	29	19	4
67-7250	Spacer-Cylinder	68	13	1	75-0180	Screw-HH	29	36	2
67-9410	Washer-Thrust	68	29	2	75-0190	Plug-Special	29	27	2
68-5140	Cap-Steering Wheel	4	7	1	75-0200	Plug-Straight Thread	29	38	2
68-5370	Decal-TORO	4	5	1	75-0210	O-Ring	29	6	2
68-6150	Breather-Hydraulic Tank	14	2	1	75-0220	Pin	29	48	2
69-8930	Washer-Flat	20	13	8	75-0230	Seal-Lip	29	8	1
69-8960	Spacer	20	29	4	75-0240	O-Ring	29	21	6
70-2780	Piston	75	4	1	75-0250	Pin-Slotted	29	54	1
70-2780	Piston	76	4	1	75-0260	Valve-Relief	29	23	4
70-2780	Piston	78	4	1	75-0270	Spring	29	39	1
70-8570	Breaker-Circuit, 40 Amp	12	*	2	75-0280	Spring	29	42	1
71-3381	Hose-Fuel	65	37	1	75-0290	Spring	29	22	2
71-4330	Seal	27	41	1	75-0310	Shim	29	40	1
71-4350	Nut	26	20	1	75-0320	Nipple	29	37	1
72-3570	Shim .094-Diff. Adjust.	26	22	A/R	75-0330	Seal-Lip	29	34	1
72-3571	Shim .096-Diff. Adjust.	26	*	A/R	75-0340	Bearing-Needle	29	33	1
72-3572	Shim .098-Diff. Adjust.	26	*	A/R	75-0350	Pin	29	31	1
72-3573	Shim .100-Diff. Adjust.	26	22	A/R	75-0360	Gerotor	29	30	1
72-3574	Shim .102-Diff. Adjust.	26	*	A/R	75-0370	O-Ring	29	29	1
72-3575	Shim .104-Diff. Adjust.	26	*	A/R	75-0380	Plate-Valve	29	15	1
72-3576	Shim .106-Diff. Adjust.	26	*	A/R	75-0390	Plate-Swash	29	12	1
72-3577	Shim .108-Diff. Adjust.	26	*	A/R	75-0400	Plate-Thrust	29	13	2
72-3578	Shim .110-Diff. Adjust.	26	*	A/R	75-0410	O-Ring	29	3	1
72-3580	Shim .112-Diff. Adjust.	26	*	A/R	75-0430	Ring-Retaining	29	1	1
72-3581	Shim .114-Diff. Adjust.	26	*	A/R	75-0440	Shaft-Motor	29	45	1
72-3582	Shim .116-Diff. Adjust.	26	*	A/R	75-0450	Collar	29	50	1
72-3583	Shim .118-Diff. Adjust.	26	*	A/R	75-0460	Bearing-Ball	29	51	2
72-3584	Shim .120-Diff. Adjust.	26	*	A/R	75-0470	Kit-Cylinder Block	29	14	2
72-3585	Shim .125-Diff. Adjust.	26	*	A/R	75-0480	Pin	29	10	2
72-3586	Shim .127-Diff. Adjust.	26	*	A/R	75-0500	Bearing-Needle	29	16	2
72-3587	Shim .129-Diff. Adjust.	26	*	A/R	75-0510	Pin	29	17	1
72-3588	Shim .131-Diff. Adjust.	26	*	A/R	75-0520	Bearing-Ball	29	4	1
72-3590	Shim .133-Diff. Adjust.	26	*	A/R	75-0550	Strainer-Suction	14	29	1
72-3591	Shim .135-Diff. Adjust.	26	*	A/R	75-0560	Asm-Steering Wheel	4	4	1
72-3592	Shim .137-Diff. Adjust.	26	*	A/R	75-0570	Cable-Hood	1	21	1
72-3593	Shim .139-Diff. Adjust.	26	*	A/R	75-0600	Asm-Steering Valve	4	26	1
72-3594	Shim .141-Diff. Adjust.	26	*	A/R	75-0610	Tread-Foot RH	2	*	1
72-3595	Shim .143-Diff. Adjust.	26	*	A/R	75-0620	Tread-Foot LH	2	39	1
72-3596	Shim .145-Diff. Adjust.	26	*	A/R	75-0630	Tread-Foot Center	2	37	1
72-3597	Shim .147-Diff. Adjust.	26	*	A/R	75-0640	Tread-Footrest RH	2	*	1
72-3598	Shim .149-Diff. Adjust.	26	*	A/R	75-0650	Tread-Footrest LH	2	35	1
72-3600	Shim .151-Diff. Adjust.	27	22	A/R	75-0721	Housing-Lower	27	34	1
72-9420	Asm-Vent Tube	27	39	1	75-0920	Cartridge-Relief 3000 psi	17	13	1
74-0720	Tube-Manual	7	11	1	75-0930	Hook-Oil Cooler	33	6	4
74-3810	Asm-Load Plate	21	9	1	75-1010	Asm-Switch, Toggle	11	16	1
74-5520	Clutch-Fan	36	1	1	75-1040	Cooler-Oil	34	52	1
74-5950	Asm-Swell Latch	11	5	1	75-1180	Manifold	19	7	2
74-5950	Asm-Swell Latch	2	44	3	75-1180	Manifold-Hydraulic	18	23	1
74-9100	Pad-Forward	6	12	1	75-1200	Asm-Hydraulic Cylinder	69	47	1
74-9110	Pad-Reverse	6	14	1	75-1210	Nut-Lock	70	2	1
75-0012	Asm-Transmission	24	34	1	75-1220	Piston	70	3	1
75-0020	Housing	29	5	1	75-1230	Asm-Piston Rod	70	5	1
75-0030	Gasket-Housing	29	46	1	75-1250	Seal Kit	70	6	1
75-0040	Center Section	29	18	1	75-1260	Head-Internal	70	4	1
75-0060	Plug	29	20	4	75-1300	Asm-Hydraulic Filter Head	14	31	1
75-0070	Plug	29	41	1	75-1310	Element-Hydraulic Filter	14	34	1
75-0090	Screw-HH	29	9	8	75-1330	Filter-Oil	24	31	1
75-0110	Screw-HH	29	35	2	75-1340	Valve-Power Steering	5	*	1

*Not Illustrated

TORO PART NUMBER INDEX (Cont.)

Part No.	Description	Pg. No.	Ref. No.	Qty.	Part No.	Description	Pg. No.	Ref. No.	Qty.
75-1390	Panel-Access	2	38	1	75-5780	Hinge-Cover	12	59	1
75-1410	Panel-Floor	2	36	1	75-5810	Tool Box	1	26	1
75-1420	Cover-Steering Tower	1	2	1	75-5890	Hose-Hydraulic	18	10	1
75-1430	Asm-Brake Pedal RH	6	35	1	75-5890	Hose-Hydraulic	71	28	2
75-1440	Pedal-Brake LH	6	33	1	75-5890	Hose-Hydraulic	16	35	1
75-1470	Shaft-Brake Pedal	6	36	1	75-5900	Hose-Hydraulic	16	30	1
75-1490	Rod-Parking Brake	4	13	1	75-5900	Hose-Hydraulic	72	47	1
75-2010	Cartridge-Relief 2000 psi	17	14	1	75-5910	Hose-Hydraulic	18	11	1
75-2120	Shaft and Tube	78	12	1	75-5910	Hose-Hydraulic	72	60	1
75-2170	Tube-Pump Control	6	37	1	75-5940	Hose-Hydraulic	18	9	1
75-2810	Clamp-Steering Valve	4	3	1	75-5940	Hose-Hydraulic AUX	4	23	1
75-2851	Hose-Expansion Tank	33	16	1	75-6070	Hose-Hydraulic	19	15	1
75-2900	Asm-Rear Axle	69	45	1	75-6070	Hose-Hydraulic (Cap)	73	11	1
75-2970	Pedal-Traction	6	13	1	75-6080	Hose-Hydraulic	19	14	1
75-3010	Joint-Arm	73	41	2	75-6080	Hose-Hydraulic LH (Rod)	73	*	1
75-3010	Joint-Arm	72	54	3	75-6130	Hose-Hydraulic	14	9	1
75-3110	Collar-Transmission	24	14	1	75-6180	Hose-Hydraulic	19	1	2
75-3130	Rod-Tie	68	37	2	75-6180	Hose-Hydraulic RH (Rod)	73	21	2
75-3270	Lever-Traction Pivot	6	8	1	75-6230	Hose-Hydraulic	68	34	1
75-3390	Bracket-Backlap	34	55	1	75-6230	Hose-Hydraulic	69	50	1
75-3400	Shaft-Seat Pivot	7	15	1	75-6230	Hose-Hydraulic RT	4	18	2
75-3430	Rod-Throttle	7	33	1	75-6240	Hose-Hydraulic	31	14	1
75-3480	Weldment-Upper	8	23	1	75-6240	Hose-Hydraulic IN	4	19	1
75-3510	Bolt-Shoulder	8	26	2	75-6250	Hose-Hydraulic	14	17	1
75-3530	Spring-Compression	8	3	1	75-6250	Hose-Hydraulic OUT	4	25	1
75-3540	Pin-Roll	8	6	1	75-6260	Cover-Tool Box	2	47	1
75-3550	Bumper-Seat	8	7	2	75-6270	Cover-Control Box	11	15	1
75-3580	Plate-Mounting, Seat	8	2	1	75-6340	Strainer-In-Line	24	41	1
75-3680	Rod-Seat	7	20	1	75-6350	Hose	24	28	1
75-3780	Fan	36	2	1	75-6370	Cover-Sensor	72	49	1
75-3790	Shaft and Tube	75	12	1	75-6380	Shaft-Fan	36	3	1
75-3790	Shaft and Tube	76	12	1	75-6490	Lever-Pedal Stop	6	20	1
75-3810	Bracket-Roller	73	15	2	75-6510	Lever-Bracket	6	16	1
75-3860	Fender-LH	1	29	1	75-6550	Disc-Friction	6	17	1
75-4080	Plate-Traction	30	15	1	75-6580	Cable-Pedal	6	7	1
75-4100	Control-Pump	30	25	1	75-6640	Fitting-Hydraulic 90°	16	20	2
75-4130	Plate-Switch	30	7	1	75-6680	Bar-Weight	65	8	1
75-4180	Pin-Rear Axle Pivot	69	44	1	75-6720	Plate-Locating	17	29	2
75-4360	Bracket-Switch	7	8	1	75-6730	Plate-Detent	17	27	2
75-4370	Bracket-Switch (Seat)	7	3	1	75-6770	Nut-Jam	17	25	4
75-4400	Adaptor-Transmission	31	8	1	75-6820	Meter-Hour	12	47	1
75-4410	Asm-Pivot Plate	68	42	1	75-6840	Knob-Knurled	2	42	3
75-4450	Hub-Fan Drive	36	9	1	75-6850	Tube-Oil Fill	24	47	1
75-4520	Spring-Torsion RH	73	37	1	75-6870	Hose-Hydraulic Suction	14	28	1
75-4530	Spring-Torsion LH	73	*	1	75-6870	Hose-Suction	31	1	1
75-4550	Shaft-Center Arm Pivot	71	27	1	75-6880	Screen-Spark Arrester	35	*	1
75-4590	Rod-Pivot	73	34	2	75-6930	Valve-SCR	29	52	1
75-4700	Hose-Fuel	22	12	1	76-1910	Shaft-Pivot	8	12	2
75-4701	Hose-Fuel Vent	33	28	1	76-1920	Bushing-Sleeve	8	9	4
75-4720	Fitting-Hydraulic 90°	24	26	1	76-1930	Knob-Tension Adjustment	8	19	1
75-5200	Bracket-Spring RH	71	*	1	76-1940	Spring-Extension	8	14	2
75-5210	Bracket-Spring Center	71	16	1	76-2940	Bumper-Rubber	8	8	2
75-5220	Bracket-Spring LH	71	*	1	76-2970	Bushing-Sleeve	68	43	2
75-5310	Spacer-Bearing	36	8	1	76-2980	Washer-Thrust	68	41	1
75-5350	Pin-Cylinder Rod End	73	23	2	76-8640	Stud-Traction	30	23	1
75-5350	Pin-Cylinder Rod End	71	31	3	76-8730	Decal-Bolt Torque	24	1	2
75-5360	Pin-Cylinder Cap End	74	49	2	76-9430	Spring-Extension	30	8	1
75-5390	Roller	73	20	2	77-2870	Weldment-Hanger	8	18	1
75-5400	Shaft-Roller	73	19	2	80-4860	Pin-Clevis	8	1	1
75-5410	Bracket-Arm	72	53	2	82-3110	Switch	61	16	1
75-5470	Spacer	30	12	2	82-6490	Hose-Hydraulic	72	65	1
75-5720	Hose-Hydraulic	14	19	1	82-8170	Clamp	20	35	4
75-5740	Box-Control	11	24	1	82-8170	Clamp	74	57	2
75-5780	Hinge-Cover	2	51	1	82-8170	Clamp-Hose	71	8	8

*Not Illustrated

TORO PART NUMBER INDEX (Cont.)

Part No.	Description	Pg. No.	Ref. No.	Qty.	Part No.	Description	Pg. No.	Ref. No.	Qty.
82-8170	Clamp-Rubber	18	20	4	92-8002	Sensor-Reed Switch	71	12	1
82-8520	Detent ASM Kit	17	*	2	92-8020	Adapter-Breather	14	26	3
82-9060	Adjuster W/Handle	8	13	1	92-8753	Magnet-Reed Switch	7	5	1
83-1030	Mount-Engine	36	37	4	92-8754	Actuator-Reed Switch	72	51	1
83-4780	Housing-Charge Pump	29	32	1	92-8775	Kit-Gasket, Liquid	28	*	1
83-4910	Coupler-Pinion	27	40	1	92-8795	Asm-Body	21	10	1
83-5130	Spacer-Pinion	26	21	1	92-8796	Pin-Dowel	21	14	2
83-5170	Stop-Reel LH	74	*	1	92-8863	Kit-Repair	21	*	1
83-6780	Pin-Cylinder (Long)	72	61	2	92-9096	Asm-Hose	15	46	1
83-6790	Pin-Cylinder (Short)	71	43	1	92-9096	Hose-Hydraulic	18	22	1
83-7410	Roll-Bar	79	1	1	92-9097	Set Screw	73	43	2
83-7430	Decal-Danger	79	3	1	92-9097	Set Screw	72	69	3
84-1710	Piston	77	4	1	92-9098	Manifold-Tank	14	14	1
84-1740	Shaft and Tube	77	12	1	93-0005	Strip-Foam, Top	33	11	1
84-1760	Seal Repair Kit	77	*	1	93-0021	Asm-Throttle Cable Swivel	7	26	1
84-4300	Decal-Danger (Japan)	79	3	1	93-0025	Shield-Radiator	33	33	1
84-8320	Insert-Hinge	71	10	4	93-0030	Asm-Cooler Mount RH	33	9	1
84-8590	Asm-Shoe & Lining	28	16	4	93-0032	Housing-Front Screen	33	2	1
84-8600	Set of Lined Brake Shoes	28	*	1	93-0064	Support-Rear Axle	68	4	1
85-4330	Cover-Gear	24	9	1	93-0069	Pin-Pivot	74	52	2
85-4340	Plate-Sensor Mounting	24	11	1	93-0071	Asm-Cooler Mount LH	33	*	1
85-4350	Sensor-Gear Tooth	24	5	1	93-0075	Hose-Hydraulic	24	30	1
85-4420	Gauge-Speedometer	11	2	1	93-0075	Hose-Trans. to Cooler	34	*	1
85-4491	Lamp-Diagnostic	12	57	1	93-0076	Hose-Hydraulic	24	21	1
85-4650	Connector-Loop Back	12	*	1	93-0076	Hose-Trans. to Cooler	34	46	1
85-4750	Display-Diagnostic-ACE	9	2	1	93-0077	Hose-Cooler, RH	34	49	1
85-9900	Plate-Spring Anchor	30	16	1	93-0077	Hose-Hydraulic	14	30	1
85-9910	Eyebolt	30	27	1	93-0078	Hose-Cooler, LH	34	*	1
85-9980	Decal-R.O.P.S.	79	2	1	93-0078	Hose-Hydraulic	16	21	1
86-7220	Gear-Pinion	24	37	1	93-0081	Strip-Seal	1	9	1
86-7230	Gear-Spur	26	14	1	93-0082	Grommet	34	58	2
86-7330	Seal Repair Kit	75	*	1	93-0083	Plate-Valve	29	44	1
86-7330	Seal Repair Kit	76	*	1	93-0089	Bracket-Mount LH, Cooler	33	*4	1
86-7330	Seal Repair Kit	78	*	1	93-0090	Bracket-Mount RH, Cooler	33	4	1
86-7520	Asm-Trunnion Cover RH	29	7	1	93-0095	Bracket-Eng. Front	37	59	2
86-7530	Asm-Trunnion Cover LH	29	49	1	93-0097	Valve-SCR	29	25	1
86-7540	Shaft-Pump	29	11	1	93-0118	Hose-Hydraulic	19	9	2
86-7550	Connector-Cover (2 Way)	12	*	2	93-0118	Hose-Hydraulic	18	12	1
86-7560	Connector-Cover (3 Way)	12	*	3	93-0118	Hose-Hydraulic	16	33	1
86-9190	Hose-Hydraulic	16	14	2	93-0119	Hose-Hydraulic	18	13	1
87-5100	Washer-Snubbing	36	29	4	93-0119	Hose-Hydraulic	14	21	1
88-6960	Cartridge-4W/2P	17	19	3	93-0139	Manifold-Hydraulic	18	17	1
88-7020	Cartridge-N.O.	17	3	2	93-0140	Grommet	7	10	1
88-9190	Solenoid-20 Watt	17	4	6	93-0142	Bushing-Straight	73	36	2
88-9200	Solenoid-28 Watt	17	8	3	93-0143	Cartridge-Relief 250 psi	18	18	1
92-1180	Asm-Seat	7	45	1	93-0307	Retainer	69	53	2
92-1773	Screw-HH	26	11	4	93-0309	Washer-Tab	68	22	2
92-1774	Seal-Oil	28	2	2	93-1374	Latch-Swell	33	1	2
92-2379	Clamp	22	35	2	93-1375	Motor-Hydraulic	20	21	5
92-2379	Clamp-Hose	33	14	1	93-1396	Coupler-Trans.	31	7	1
92-2379	Clamp-Hose	65	29	1	93-2042	Hose-Fuel	22	10	1
92-2581	Asm-Switch Arm	30	21	1	93-3102	Cap-Fuel Tank	22	21	1
92-4808	Sleeve-Trans. Pilot	24	15	1	93-3163	Spring	8	28	2
92-4846	Asm-Trans. Support	24	39	1	93-3164	Cap	8	27	2
92-4999	Fitting-Hydraulic 90°	34	51	2	93-3165	Bracket	8	29	1
92-5524	Decal-Noise Rating, 90	7	47	1	93-3604	Gasket	31	6	1
92-5720	Controller-Electronic	11	31	1	93-3609	Bolt-Special	5	36	4
92-5751	Decal-Hood Trim LH	1	23	1	93-3614	Asm-Cover	21	4	1
92-5752	Decal-Hood Trim RH	1	*	1	93-3615	Asm-Drive Shaft	21	7	1
92-5797	Gasket-Axle	24	10	1	93-3616	Asm-Idler Gear	21	6	1
92-6315	Cartridge-N.C.	17	22	1	93-3617	Asm-Differential	27	*	1
92-6533	Kit-Cushion, Replacement	7	44	1	93-3618	Asm-Gear & Pinion	27	*	1
92-6534	Shell-Seat	7	43	1	93-3619	Upper Housing	27	26	1
92-8001	Sensor-Reed Switch	7	6	1	93-3623	Strip-Sealing, Radiator	34	61	2

*Not Illustrated

TORO PART NUMBER INDEX (Cont.)

Part No.	Description	Pg. Ref. No. No. Qty.	Part No.	Description	Pg. Ref. No. No. Qty.
93-3624	Plate-Retaining	34 62 2	93-8060	Decal-Danger	7 17 1
93-3625	Spring-Joystick Return	12 58 1	93-8073	Decal-R.O.P.S. (Europe)	79 2 1
93-3626	Bracket-Hose	2 41 1	93-8742	Pad-Brake	6 26 2
93-3640	Stop-Reel RH	74 56 1	93-8744	Rivet	2 52 3
93-3642	Tube-Hydraulic	31 13 1	93-8744	Rivet	12 60 3
93-3642	Tube-Hydraulic	16 38 1	93-9151	Fitting-Hydraulic	20 30 4
93-3643	Tube-Hydraulic	31 12 1	93-9164	Indicator-Service	65 24 1
93-3643	Tube-Hydraulic	16 39 1	93-9310	Asm-Hydraulic Cylinder	72 46 1
93-4268	Kit-Flange	32 * 1	93-9311	Hydraulic Cylinder Asm-	74 48 2
93-4277	Kit-Valve	32 19 1	93-9312	Asm-Barrel	76 1 1
93-4278	Pin-Dowel	32 4 4	93-9313	Asm-Barrel	75 1 1
93-4279	Plate-Distance	32 13 2	94-1414	Valve-Vacuator	66 4 1
93-4280	Coupling	32 9 2	94-1416	Asm-Adapter, Indicator	65 27 1
93-4281	Pin-Dowel	32 22 4	94-2685	Cartridge-N.C.	17 7 3
93-4282	Block-Valve	32 18 1	94-3055	Cap-Lower, Joystick	12 63 1
93-4283	Bolt	32 17 4	94-3056	Ring-Retaining	12 64 1
93-6668	Decal-Battery	65 19 1	94-3057	Spring-Compression	12 65 1
93-6682	Panel-Tower	4 10 1	94-3058	Cap-Upper, Joystick	12 66 1
93-6683	Panel-Control	11 14 1	94-3510	Asm-Fuel Tank	22 22 1
93-6684	Decal-Backlap	34 53 1	94-4514	Bracket-Engine RH Rear	36 26 1
93-6686	Decal-Hyd. Oil	1 4 1	94-4916	Asm-Hose, Drain	15 48 1
93-6686	Decal-Oil	18 7 1	94-4916	Asm-Hose, Drain, Return	20 26 1
93-6687	Decal-No Step	72 62 2	94-4917	Asm-Tube, Drain #2, 3	20 24 1
93-6688	Decal-Hands/Feet	72 * 3	94-4918	Asm-Tube, Pressure #2, 3	20 23 1
93-6688	Decal-Hands/Feet	74 * 2	94-4919	Bracket-Clamp, Hose	74 51 1
93-6689	Decal-No Riders	2 32 2	94-4920	Plate-Mounting Valve	19 16 1
93-6691	Decal-Bolt	24 17 1	94-5020	Knob	17 24 2
93-6692	Decal-Starting Fluid	65 3 1	94-5027	Spring-Detent	17 31 2
93-6693	Decal-Floor Plate	18 6 1	94-5386	Decal-Turf Defender, Diag.	9 1 1
93-6696	Decal-Warning	71 33 3	94-5438	Seal-Solenoid	17 23 10
93-6696	Decal-Warning	74 45 2	94-5594	Lift Arm Asm- Rear LH	74 61 1
93-6698	Decal-Warning	1 24 1	94-5596	Lift Arm Asm- Rear RH	73 28 1
93-6699	Decal-Fast/Slow	6 18 1	94-5598	Asm-Lift Arm RH	71 1 1
93-7000	Spindle-Rear RH	68 * 1	94-5800	Asm-Lift Arm LH	71 32 1
93-7001	Spindle-Rear LH	68 15 1	94-5802	Asm-Lift Arm, Center	71 40 1
93-7276	Decal-Danger	65 20 1	94-5808	Asm-Carrier Frame	71 44 1
93-7480	Bulb-LED	4 35 1	94-6031	Fitting-Hydraulic	20 25 1
93-7488	Reservoir-Hydraulic	14 1 1	94-6343	Decal-Wire I.D.	12 *70 1
93-7498	Plug-Plastic	14 6 1	94-6767	Decal-Fuses	11 27 1
93-7499	Gasket-Flange	14 5 1	94-6933	Asm-Front Axle	24 46 1
93-7557	Asm-Barrel	78 1 1	94-6934	Screw-HSH	28 21 8
93-7558	Asm-Barrel	77 1 1	94-6935	Nut-Lock	28 12 8
93-7579	Fender-RH	1 3 1	94-6936	Washer-Flat	28 23 8
93-7587	Bracket-Fuse Block	11 23 1	94-7343	Base-Battery	65 18 1
93-7588	Cover-Tank	14 8 1	94-8060	Decal-Turf Defender, Diag.	9 1 1
93-7840	Decal-Radiator Cap	33 37 1	94-8061	Decal-Turf Defender, Diag.	9 1 1
93-7960	Spacer	18 19 4	94-8062	Decal-Turf Defender, Diag.	9 1 1
93-7960	Spacer	20 34 4	94-8063	Decal-Turf Defender, Diag.	9 1 1
93-7960	Spacer	71 36 6	94-8064	Decal-Turf Defender, Diag.	9 1 1
93-7960	Spacer	74 58 2	94-8065	Decal-Turf Defender, Diag.	9 1 1
93-7961	Clamp	18 28 2	94-8066	Decal-Turf Defender, Diag.	9 1 1
93-7961	Clamp	74 59 1	94-8067	Decal-Turf Defender, Diag.	9 1 1
93-7961	Clamp-Case Drain	20 33 2	94-8068	Decal-Turf Defender, Diag.	9 1 1
93-7961	Clamp-Rubber	71 34 3	94-8069	Decal-Turf Defender, Diag.	9 1 1
93-7990	Head	75 9 1	94-8070	Decal-Turf Defender, Diag.	9 1 1
93-7990	Head	76 9 1	94-8103	Screw-HH	11 39 4
93-7991	Collar	75 11 1	94-8104	Switch-Micro	11 38 2
93-7991	Collar	76 11 1	94-9157	Fuse-4A	11 20 1
93-7991	Collar	78 11 1	94-9411	Dipstick	14 4 1
93-7994	Collar	77 11 1	95-0832	Decal-Service, Blank	1 25 1
93-8050	Decal-Danger (Europe)	79 3 1	95-1821	Spring-Compression	4 12 1
93-8051	Decal-Warning	2 48 1	95-4275	Hose-Fuel	65 38 1
93-8052	Decal-Instructions	65 40 1	95-4276	Hose-Fuel	22 17 1
93-8053	Decal-ECU	12 61 1	95-5642	Kit-Seal	17 * 3

*Not Illustrated

TORO PART NUMBER INDEX (Cont.)

Part No.	Description	Pg. No.	Ref. No.	Qty.	Part No.	Description	Pg. No.	Ref. No.	Qty.
95-5645	Kit-Seal	17	*	10	98-7487	Plug	38	18	2
98-2195	Asm-Lift Control	11	37	1	98-7496	Bolt	41	24	3
98-2350	Asm-Seat Plate	7	16	1	98-7507	Plug	38	3	1
98-2352	Frame-Seat	7	28	1	98-7509	O-Ring	38	9	1
98-2353	Bracket-Seat Latch	7	36	2	98-7509	O-Ring	40	12	1
98-2354	Latch-Seat	7	35	1	98-7523	Plug-Drain	39	8	1
98-4507	Radiator	33	12	1	98-7524	Gasket	39	9	1
98-4510	Hose-Air Cleaner	65	33	1	98-7527	O-Ring	39	3	1
98-4510	Hose-Air Cleaner	37	65	1	98-7534	Nut	49	14	1
98-4511	Hose-Radiator Upper	33	18	1	98-7540	Cap-Sealing	38	12	1
98-4512	Hose-Radiator Lower	33	24	1	98-7540	Plug	40	11	2
98-4513	Bracket-Eng. Left Rear	37	58	2	98-7540	Plug	38	15	3
98-4515	Bracket-Engine LH Rear	36	25	1	98-7547	O-Ring	41	11	2
98-4517	Asm-Air Cleaner	65	2	1	98-7562	Washer-Flat	41	17	1
98-4518	Bracket-Air Cleaner	65	25	1	98-7568	Bolt	44	5	9
98-4521	Decal-Reelmasterr 5200D	1	10	2	98-7572	Nut	41	1	1
98-4525	Bracket-Mount, Air Cleaner	65	10	1	98-7572	Nut	50	3	2
98-4527	Pipe-Engine Exhaust	35	10	1	98-7572	Nut	54	7	2
98-4530	Support-Fan, Engine	36	41	1	98-7585	Bolt	40	1	2
98-4536	Bracket-Spring Rear LH	73	*	1	98-7585	Bolt	43	1	1
98-4539	Bracket-Engine LH Front	36	39	1	98-7601	Seal-Oil	54	16	1
98-4543	Bracket-Engine Mount RH	36	40	1	98-7602	Pin-Spring	54	4	2
98-4547	Plate-Mount, Fan	37	54	1	98-7605	Bolt	64	3	3
98-4548	Bracket-Spring Rear RH	73	8	1	98-7605	Bolt	48	23	3
98-4549	Asm-Frame	2	43	1	98-7645	Bolt	49	11	1
98-4551	Asm-Main Wire Harness	12	56	1	98-7654	Gasket	49	5	2
98-4555	Bracket-Muffler	35	2	1	98-7654	Gasket	49	7	2
98-4561	Shield-Alternator	37	63	1	98-7654	Gasket	55	14	1
98-4564	Guard-Flywheel	35	14	1	98-7654	Gasket	54	19	1
98-4571	Shroud-Fan	33	19	1	98-7671	Clip-Pipe	55	7	2
98-4572	Bracket-Hose	1	22	1	98-7676	Gasket	55	12	3
98-4573	Screen-Hood	1	12	1	98-7682	Clamp-Pipe	55	16	2
98-4575	Bracket-Fan Idler	36	42	1	98-7683	Clamp-Pipe	55	2	2
98-4576	Bracket-Reservoir, Water	65	22	1	98-7684	Screw w/washer	55	1	2
98-4578	Bracket-Fuel Filter	65	5	1	98-7692	Bolt	57	3	1
98-4579	Asm-Control Manifold	16	6	1	98-7692	Bolt	45	8	3
98-4581	Asm-Hose, Pressure #2	20	8	1	98-7692	Bolt	61	14	3
98-4582	Asm-Hose, Pressure #2	20	15	1	98-7692	Bolt	54	15	1
98-4583	Asm-Hose, Drain #2, 3	20	9	2	98-7692	Bolt	41	27	2
98-4584	Asm-Hose, Drain	18	1	1	98-7697	Bolt	57	1	1
98-4584	Asm-Hose, Drain #5	20	5	1	98-7697	Bolt	59	1	2
98-4585	Asm-Hose, Pressure #1, 5	20	1	1	98-7698	Washer-Flat	57	2	1
98-4586	Asm-Hose, Pressure #5	16	4	1	98-7708	Nut	58	1	1
98-4586	Asm-Hose, Pressure #5	20	6	1	98-7709	Collar	58	3	1
98-4587	Asm-Hose, Drain #4	20	16	1	98-7710	Rotor	58	7	1
98-4587	Hose Asm-Drain #4	18	24	1	98-7711	Cover-Bearing	58	9	1
98-4588	Asm-Hose, Pressure #1, 4	20	14	1	98-7712	Bearing-Ball	58	8	1
98-4589	Asm-Hose, Pressure #4	20	17	1	98-7713	Washer-Thrust	58	10	1
98-4589	Asm-Hose, Pressure #4	16	37	1	98-7714	Frame-Drive End	58	4	1
98-4590	Asm-Hose, Drain #1	20	20	1	98-7715	Plate-Retainer	58	11	1
98-4590	Hose Asm-Drain #1	18	25	1	98-7716	Screw-RH	58	6	4
98-4591	Clamp-Hose LH	33	35	1	98-7717	Bolt-Through	58	5	2
98-4592	Clamp-Hose RH	33	*	1	98-7718	Bearing-Ball	58	12	1
98-4593	Asm-Drive Shaft	35	*	1	98-7719	Frame-End	58	13	1
98-4594	Clamp-Retainer	37	66	1	98-7720	Cover-End	58	23	1
98-4596	Washer-Mount, Engine	36	36	4	98-7721	Asm-Rectifier	58	16	1
98-4598	Cable-Battery (Ground)	36	17	1	98-7722	Bushing-Insulation	58	17	1
98-4599	Asm-Battery Cable (+)	65	13	1	98-7723	Holder-Brush	58	24	1
98-7353	Head	78	9	1	98-7724	Brush	58	26	2
98-7354	Head	77	9	1	98-7725	Spring-Brush	58	25	2
98-7428	Gasket	38	2	1	98-7726	Screw-RH	58	20	2
98-7430	O-Ring	42	1	1	98-7727	Screw-RH	58	27	6
98-7449	Screw-Set	45	6	1	98-7728	Screw-RH	58	21	1
98-7473	Ball	46	11	3	98-7729	Bolt	58	22	3

*Not Illustrated

TORO PART NUMBER INDEX (Cont.)

Part No.	Description	Pg. Ref. No. No. Qty.	Part No.	Description	Pg. Ref. No. No. Qty.
98-7730	Nut	58 14 2	98-9351	Bolt	45 15 2
98-7731	Bolt	58 15 2	98-9351	Bolt	53 15 2
98-7732	Nut	58 18 1	98-9352	Bolt	44 6 8
98-7733	Asm-Regulator	58 19 1	98-9353	Bolt	64 4 1
98-7737	Nut	57 23 1	98-9353	Bolt	62 8 1
98-7741	Asm-Yoke	60 5 1	98-9355	Bolt	64 5 2
98-7742	Asm-Armature	60 3 1	98-9355	Bolt	41 20 6
98-7743	Bearing-Ball	60 2 1	98-9356	Bolt	61 15 1
98-7744	Bearing-Ball	60 4 1	98-9356	Bolt	41 19 2
98-7749	Asm-Holder, Brush	60 7 1	98-9357	Bolt	62 9 4
98-7750	Spring-Brush	60 6 4	98-9358	Bolt	39 1 1
98-7751	Gear	60 22 1	98-9359	Bolt	49 12 1
98-7752	Retainer	60 20 1	98-9360	Bolt	57 6 1
98-7753	Roller	60 21 5	98-9361	Bolt	51 4 2
98-7754	Spring	60 15 1	98-9362	Stud	41 4 2
98-7755	Ball	60 16 1	98-9362	Stud	54 10 2
98-7756	Bolt	60 18 2	98-9363	Stud	41 3 1
98-7757	O-Ring	60 24 2	98-9364	Screw w/washer	42 7 2
98-7758	Asm-Bolt	60 10 2	98-9365	Screw-Set	63 7 2
98-7759	Pipe-Drain	60 26 1	98-9366	Washer-Flat	57 8 1
98-7776	Gasket	61 11 1	98-9367	Washer-Lock	41 2 1
98-7777	Bolt	61 9 2	98-9367	Washer-Lock	50 2 2
98-7778	Asm-Thermostat	61 12 1	98-9367	Washer-Lock	51 5 4
98-7942	Valve-Flow Control	19 13 1	98-9367	Washer-Lock	54 8 2
98-8068	Hydraulic Cylinder Asm.	72 67 1	98-9368	Washer-Lock	57 7 1
98-8069	Asm-Hydraulic Cylinder	71 7 1	98-9369	Clip-Circular, External	53 2 1
98-8370	Frame-End	60 8 1	98-9370	Clip-Circular, External	63 9 2
98-9300	Asm-Engine	36 18 1	98-9371	O-Ring	54 6 1
98-9302	Plate-Idler Stop	7 49 1	98-9372	O-Ring	41 10 2
98-9303	Cable-Throttle	7 24 1	98-9373	O-Ring	46 19 1
98-9305	Filter-Water/Fuel Separator	65 34 1	98-9374	O-Ring	43 4 1
98-9306	Cluster-Warning	11 7 1	98-9375	Pin-Straight	38 5 2
98-9308	Gauge-Temperature	11 8 1	98-9375	Pin-Straight	46 12 1
98-9309	Clamp-Muffler	35 9 1	98-9376	Pin-Straight	38 6 2
98-9310	Clamp-Muffler	35 5 1	98-9377	Pin-Straight	38 11 2
98-9311	Swivel-Cable, Throttle	7 50 1	98-9378	Key-Feather	45 3 1
98-9312	Belt-V	36 44 1	98-9379	Plug	38 20 3
98-9313	Pulley-Fan	36 5 1	98-9380	Ball	41 13 1
98-9314	Plug-Hood	1 27 1	98-9381	Bearing-Ball	48 12 1
98-9315	Switch-Lock, Hood	3 3 1	98-9382	Bearing-Ball	48 10 1
98-9315	Switch-Lock, Hood	2 53 1	98-9383	Bearing-Ball	48 7 1
98-9316	Bracket-Latch, Hood	3 8 1	98-9384	Tube-Fuel	51 2 1
98-9317	Support-Radiator	33 7 1	98-9385	Washer-Flat	63 2 3
98-9319	Hood	1 8 1	98-9386	Plug	39 10 1
98-9321	Ring-key	3 1 1	98-9387	Pin-Pipe	38 21 2
98-9322	Screw-HH	36 15 1	98-9388	Joint-Pipe	41 16 1
98-9322	Screw-HSH	35 26 3	98-9389	Cap-Sealing	40 7 2
98-9323	Asm-Expansion Tank	65 43 1	98-9390	Collet-Valve Spring Set	63 17 6
98-9335	Plate-Caution	33 21 1	98-9391	Screw-Set	63 13 1
98-9338	Hose-Fuel	22 16 1	98-9392	Bolt	47 2 8
98-9339	Gauge-Fuel	11 1 1	98-9393	Nut	63 3 3
98-9340	Decal-Service	1 25 1	98-9394	Gear-Ring	47 5 1
98-9341	Decal-Clip (English)	7 41 1	98-9395	Cap-Sealing	40 9 1
98-9342	Decal-Clip (Metric)	7 41 1	98-9397	Lamp-Indicator	64 8 1
98-9343	Asm-Hose, Hydraulic	20 38 1	98-9398	Cap-Sealing	38 8 4
98-9344	Asm-Hose, Hydraulic	20 22 1	98-9399	Gasket	39 7 1
98-9346	Send-Temp	35 27 1	98-9413	Metal-Side (Std.)	46 14 2
98-9347	Asm-Hose, Pressure #3	20 10 1	98-9414	Metal-Side (0.2mm)	46 14 2
98-9347	Asm-Hose, Pressure #3	16 27 1	98-9415	Metal-Side (0.4mm)	46 14 2
98-9348	Asm-Hose, Pressure #2	16 24 1	98-9416	Switch	38 23 1
98-9348	Asm-Hose, Pressure #2	20 27 1	98-9419	Timer-Glow Lamp	64 7 1
98-9350	Bolt	48 5 2	98-9421	Valve-Delivery	52 5 3
98-9350	Bolt	39 6 22	98-9422	Asm-Tappet	52 11 3
98-9351	Bolt	50 7 2	98-9423	O-Ring	52 2 6

*Not Illustrated

TORO PART NUMBER INDEX (Cont.)

Part No.	Description	Pg. No.	Ref. No.	Qty.	Part No.	Description	Pg. No.	Ref. No.	Qty.
98-9424	Spring-Valve, Delivery	52	6	3	98-9493	Element-Breather	42	10	1
98-9425	Gasket-Valve, Delivery	52	7	3	98-9494	Valve-Inlet	63	21	3
98-9426	Pin-Guide, Tappet	52	27	3	98-9497	Cap-Valve	63	18	6
98-9427	Seat-Spring, Upper	52	15	3	98-9498	Retainer-Valve Spring	63	16	6
98-9428	Spring-Plunger	52	14	3	98-9499	Guide-Inlet Valve	40	5	3
98-9429	Seat-Spring, Lower	52	13	3	98-9500	Guide-Exhaust Valve	40	6	3
98-9430	Screw	52	23	1	98-9501	Asm-Arm, Rocker	63	5	6
98-9431	Screw-Air Bleed	55	15	1	98-9502	Screw-Adjusting	63	6	6
98-9432	Sleeve-Control	52	16	3	98-9503	Nut	63	4	6
98-9433	Shim	52	12	3	98-9504	Spring-Rocker Arm	63	12	2
98-9434	Flange-Sleeve	52	4	3	98-9505	Bracket-Rocker Arm	63	11	3
98-9436	Asm-Cock, Drain	38	17	1	98-9506	Stud	63	19	3
98-9436	Gasket-Fuel Pump	50	1	1	98-9507	Washer-Shaft, Rocker Arm	63	10	2
98-9437	Bolt	41	23	1	98-9508	Washer-Shaft, Rocker Arm	63	1	2
98-9438	Stud	51	9	2	98-9509	Push Rod	45	5	6
98-9439	Nut	49	6	2	98-9510	Stopper-Camshaft	45	2	1
98-9440	Nut-Cap	51	10	2	98-9511	Stopper-Fuel, Camshaft	48	6	1
98-9441	Nut-Cap	49	2	2	98-9512	Gear-Cam	45	1	1
98-9442	Screw-Countersunk Hd.	52	26	4	98-9513	Pin-Piston	46	5	3
98-9443	Pin-Joint	52	3	3	98-9514	Clip-Circular, Piston Pin	46	4	6
98-9444	Plug	64	6	1	98-9515	Bushing-Piston Pin	46	3	3
98-9445	Gasket	52	20	2	98-9517	Bolt-Connecting Rod	46	1	6
98-9446	Gasket	52	22	1	98-9519	Metal-Crankpin (0.2mm)	46	2	3
98-9447	O-Ring	52	8	3	98-9520	Metal-Crankpin (0.4mm)	46	2	3
98-9449	Plug-Oil Filler	42	2	1	98-9521	Collar-Crankshaft	46	20	1
98-9450	Pin-Clamp	52	28	1	98-9522	Sleeve-Crankshaft	46	13	1
98-9451	Gasket	52	19	1	98-9526	Metal-Crankshaft (0.2mm)	46	16	1
98-9452	Screw	52	10	6	98-9527	Metal-Crankshaft (0.4mm)	46	16	1
98-9453	Pulley-Dynamo	58	2	1	98-9528	Metal-Crankshaft (0.2mm)	46	18	1
98-9454	Gasket	42	4	3	98-9529	Metal-Crankshaft (0.4mm)	46	18	1
98-9455	Nut-Cap	42	3	3	98-9530	Metal-Crankshaft	46	17	2
98-9456	Shim-Injection (0.2mm)	51	7	1	98-9531	Metal-Crankshaft	46	17	2
98-9457	Shim-Injection (0.25mm)	51	7	1	98-9532	Gear-Crankshaft	46	9	1
98-9458	Shim-Injection (0.30mm)	51	8	1	98-9533	Shaft-Gear, Idle	45	9	1
98-9459	Camshaft-Fuel	48	9	1	98-9534	Clip-Circular, Idle Gear	45	14	1
98-9462	Element-Pump	52	1	3	98-9535	Collar-Gear, Idle	45	10	1
98-9463	Rack-Control	52	24	1	98-9536	Collar-Gear, Idle	45	13	1
98-9464	Bolt-Joint	52	21	1	98-9537	Bolt-Flywheel	47	3	6
98-9465	Plate	52	25	1	98-9538	Filter-Oil	39	2	1
98-9466	Plug	52	18	1	98-9539	Pin-Pipe	38	10	1
98-9467	Asm-Pipe, Fuel	51	*	1	98-9540	Asm-Rotor, Oil Pump	41	9	1
98-9468	Asm-Holder, Nozzle	56	*	3	98-9541	Cover-Oil Pump	41	8	1
98-9468	Asm-Holder, Nozzle	55	9	3	98-9542	Gear-Oil Pump Drive	46	8	1
98-9470	Piston (0.5mm Oversize)	46	7	3	98-9543	Seal-Valve	41	14	1
98-9471	Cover-Thermostat	61	10	1	98-9544	Spring	41	12	1
98-9472	Spring-Return	54	14	1	98-9545	Band-Pipe	51	1	2
98-9473	Pulley-Fan Drive	57	21	1	98-9547	Cam-Fuel	48	2	1
98-9474	Asm-Alternator	58	*	1	98-9548	Washer	48	3	1
98-9474	Asm-Alternator	57	19	1	98-9549	Bolt	60	9	2
98-9477	Hook-Engine	40	2	1	98-9550	Piston (Std.)	46	7	3
98-9478	Hook-Engine	40	8	1	98-9552	Asm-Rod, Connecting	46	*	3
98-9479	Bolt-Cylinder Head	40	4	12	98-9553	Metal-Crankpin (Std.)	46	2	3
98-9481	Asm-Case, Gear	41	5	1	98-9554	Metal-Crankshaft (Std)	46	18	1
98-9482	Seal-Oil	41	22	1	98-9555	Metal-Crankshaft (Std Set)	46	17	2
98-9483	Seal-Oil	44	7	1	98-9556	Metal-Crankshaft (Std)	46	16	1
98-9484	Bolt-Bearing Case	44	2	6	98-9557	Bolt-Adjusting	49	8	1
98-9485	Bolt-Bearing Case	44	10	2	98-9558	Cap	49	1	2
98-9486	Plate-End, Rear	47	1	1	98-9559	Asm-Weight, Governor	48	19	2
98-9487	Cover-Bearing Case	44	8	1	98-9560	Shaft-Governor Weight	48	17	2
98-9488	Plate-Breather Element	42	9	1	98-9561	Holder-Gear, Governor	48	22	1
98-9489	Plate-Breather Element	42	11	1	98-9562	Holder-Gear, Governor	48	21	1
98-9490	Oil Shield-Breather	42	8	1	98-9563	Sleeve-Governor	48	16	1
98-9491	Pipe-Breather	42	6	1	98-9564	Washer-Thrust	48	15	1
98-9492	Joint-Breather Pipe	42	5	1	98-9565	Screw-Set	48	13	1

*Not Illustrated

TORO PART NUMBER INDEX (Cont.)

Part No.	Description	Pg. Ref. No. No. Qty.	Part No.	Description	Pg. Ref. No. No. Qty.
98-9566	Shaft-Lever, Fork	53 12 1	98-9643	Asm-Pump, Injection	51 6 1
98-9567	Collar	53 1 1	98-9643	Asm-Pump, Injection	52 17 1
98-9568	Collar	53 8 1	98-9644	Asm-Shaft, Governor	48 14 1
98-9569	Cover-Shaft, Fork Lever	53 14 1	98-9645	Spring-Start	53 5 1
98-9570	Bearing-Miniature	53 3 1	98-9646	Gasket-Oil Pan	39 4 1
98-9571	Bearing-Miniature	53 9 1	98-9647	Bolt-Cylinder Head	40 13 2
98-9572	Lever-Speed Control	54 5 2	98-9649	Asm-Gear, Idle	45 11 1
98-9573	Stay-Dynamo	57 4 1	98-9650	Bushing-Gear, Idle	45 12 1
98-9574	Pipe-Water	62 11 1	98-9651	Asm-Cartridge, Oil	41 15 1
98-9575	Asm-Pump, Water	62 1 1	98-9652	Holder-Valve, Delivery	52 9 3
98-9576	Asm-Seal	62 5 1	98-9654	Pipe-Injection	55 4 1
98-9577	Pipe-Return, Water	62 4 1	98-9655	Pipe-Injection	55 5 1
98-9578	Pipe-Return, Water	61 2 1	98-9656	Bushing-Governor, Gear	38 1 1
98-9579	Band Pipe	61 1 2	98-9657	Clip-Circular, Gov. Shaft	48 11 1
98-9580	Pipe-Return, Water	61 4 1	98-9658	Asm-Lever, Governor	54 11 1
98-9581	Impeller-Water	62 6 1	98-9659	Lever-Fork	53 11 1
98-9582	Flange-Pump, Water	62 2 1	98-9660	Lever-Thrust	53 6 1
98-9583	Bearing	62 3 1	98-9661	Asm-Plate, Control	54 9 1
98-9584	Pulley-Fan	57 5 1	98-9662	Lever-Speed Control	54 3 1
98-9585	Bolt	57 22 1	98-9663	Lever-Engine Stop	54 17 1
98-9586	Bolt	41 21 1	98-9664	Shaft-Stop Lever	54 13 1
98-9588	Stud	64 14 6	98-9665	Nut	64 13 6
98-9589	Nut	54 1 2	98-9666	Key	46 10 1
98-9590	Nut-Cap	48 1 1	98-9667	Plug	38 16 1
98-9592	Screw	41 7 5	98-9668	Plug	38 13 1
98-9593	Washer-Flat	53 10 1	98-9669	Gear-Injection Pump	48 4 1
98-9594	Washer-Flat	54 2 2	98-9670	Gauge-Oil	43 3 1
98-9595	Key-Woodruff	48 8 1	98-9671	Guide-Oil Gauge	43 2 1
98-9596	Joint-Eye	51 3 1	98-9672	Asm-Guide, Oil Gauge	43 * 1
98-9597	Plug	38 14 3	98-9673	Gear-Governor	48 20 1
98-9598	Plug	41 18 2	98-9674	Packing	49 10 1
98-9599	Plug	38 4 1	98-9675	Plug	38 22 1
98-9602	Asm-Coupler, Lock	57 14 1	98-9676	V-Belt	57 20 1
98-9604	Asm-Crankcase	38 19 1	98-9677	Asm-Pump, Fuel	50 4 1
98-9606	Asm-Case, Main Bearing	44 11 1	98-9678	Asm-Apparatus, Idle	49 * 1
98-9607	Asm-Case, Main Bearing	44 9 1	98-9679	Asm-Bolt, Adjusting	49 3 1
98-9608	Manifold-Inlet	64 2 1	98-9680	Asm-Lever, Fork	53 * 1
98-9609	Gasket-Manifold, Inlet	64 1 1	98-9681	Spring-Governor	53 4 1
98-9610	Gasket-Manifold, Exhaust	64 9 1	98-9682	Gasket	53 13 1
98-9612	Asm-Shaft, Rocker Arm	63 8 1	98-9683	Gasket-Solenoid Cover	50 5 1
98-9613	Gasket-Cylinder Head	40 10 1	98-9684	Gasket-Gear Case	41 25 1
98-9614	Asm-Cover, Cylinder Head	42 13 1	98-9685	Oil Pan	39 5 1
98-9615	Gasket-Head Cover	42 12 1	98-9688	Metal-Side (Std.)	46 15 2
98-9616	Tappet	45 4 6	98-9689	Metal-Side (0.2mm)	46 15 2
98-9617	Asm-Camshaft	45 7 1	98-9690	Metal-Side (0.4mm)	46 15 2
98-9619	Asm-Piston Ring (0.5mm)	46 6 3	98-9691	Asm-Flywheel	47 4 1
98-9619	Asm-Piston Ring (Std.)	46 6 3	98-9692	Roller	48 18 2
98-9621	Asm-Pipe, Overflow	55 8 1	98-9693	Solenoid-Stop	50 6 1
98-9622	Pipe-Injection	55 3 1	98-9694	Seat-Heat	55 13 3
98-9623	Plug-Glow	55 11 3	98-9696	Asm-Coupler	57 18 1
98-9624	Asm-Pipe, Overflow	55 6 1	98-9697	Connector	57 17 1
98-9625	Valve-Exhaust	63 20 3	98-9698	Connector	57 16 1
98-9626	Spring-Valve	63 15 6	98-9699	Terminal	57 15 7
98-9630	Pin-Start Spring	38 7 1	98-9700	Asm-Terminal	57 9 1
98-9631	Cord-Glow Plug	55 10 1	98-9701	Terminal	57 10 1
98-9632	Gasket-Pump, Water	62 7 1	98-9702	Sleeve	57 11 1
98-9633	Gasket-Gear Case	41 6 1	98-9703	Terminal	57 12 1
98-9634	Gasket-Bearing Case	44 3 1	98-9704	Sleeve	57 13 1
98-9635	Gasket-Bearing Case Cover	44 4 1	98-9705	Asm-Starter	60 * 1
98-9637	Gasket	54 12 1	98-9705	Asm-Starter	59 2 1
98-9638	Gasket-Flange, Water	61 13 1	98-9711	Cord-Stop, Solenoid	60 13 1
98-9640	Cover-Pump	49 13 1	98-9712	Band-Cover	60 11 1
98-9641	Cover	41 26 1	98-9713	Asm-Flange, Water	61 3 1
98-9642	Asm-Crankshaft	46 * 1	98-9716	Pipe-Water	62 12 1

*Not Illustrated

TORO PART NUMBER INDEX (Cont.)

Part No.	Description	Pg. No.	Ref. No.	Qty.	Part No.	Description	Pg. No.	Ref. No.	Qty.
98-9717	Clamp	62	10	2	99-8318	Washer-Adj. (0.58mm)	56	*	3
98-9718	Manifold-Exhaust	64	12	1	99-8319	Washer-Adj. (0.80mm)	56	*	3
98-9719	Thermoswitch	61	5	1	99-8340	Bolt	54	18	1
98-9740	Bracket-Support, Fan	37	48	1	99-8342	Gasket-Muffler	64	10	1
98-9741	Bracket-Mount, Fan	37	57	1	99-8343	Stud	64	11	4
98-9742	Valve-Flow Control	16	31	1	99-8344	Asm-Cylinder Head	40	3	1
98-9742	Valve-Flow Control	72	71	1	99-8345	Asm-Case, Main Bearing	44	1	1
98-9745	Tube-Exhaust	35	7	1	99-8350	Key-Switch	3	2	1
98-9748	Support-Bracket, Filter	22	30	1	99-8351	Filter-Fuel	22	1	1
98-9749	Bracket-Mount, Throttle	37	47	1	99-8352	Switch-Backlap	33	44	1
98-9750	Decal-Diagnostic-ACE	9	1	1	99-8353	Kit-Individual Pieces	32	*	1
98-9751	Decal-Diag. (Danish)	9	1	1	99-8356	Kit-Head W/Label	23	1	1
98-9752	Decal-Diag. (Dutch)	9	1	1	99-8357	Kit-Bowel	23	4	1
98-9753	Decal-Diag. (Finnish)	9	1	1	99-8358	Kit-Element	23	2	1
98-9754	Decal-Diag. (French)	9	1	1	99-8359	O-Ring	23	3	1
98-9755	Decal-Diag. (German)	9	1	1	99-8371	Nut-Hex.	60	12	1
98-9756	Decal-Diag. (Italian)	9	1	1	99-8372	Asm-Switch, Magnetic	60	14	1
98-9757	Decal-Diag. (Japan)	9	1	1	99-8373	Clutch	60	17	1
98-9758	Decal-Diag. (Norwegian)	9	1	1	99-8374	Frame-Drive End	60	19	1
98-9759	Decal-Diag. (Portuguese)	9	1	1	99-8375	Cover-Cord	60	23	1
98-9760	Decal-Diag. (Spanish)	9	1	1	99-8376	Nut	60	25	1
98-9761	Kit-Hydraulic Hose	20	*	1	99-8377	Nut-Flange	55	17	3
98-9762	Decal-Diag. (Swedish)	9	1	1	99-8378	Washer-Plain	55	18	3
98-9763	Asm-Element	66	2	1	99-8380	Complete Lever & Fork	53	16	1
98-9764	Element-Spin On	67	2	1	99-8385	Seal-Valve Stem	63	14	6
98-9765	Yoke-Shaft	35	18	1	217-120	Rim	25	52	2
98-9766	Kit-U-Joint	35	21	2	217-121	Rim	68	20	2
98-9767	Yoke-Slip Tube	35	24	1	218-446	Nut-Locking	11	10	1
98-9768	Yoke-End	35	25	1	218-447	Washer-E.T.L.W.	11	11	1
98-9769	Yoke-Flange	35	23	1	218-498	Nut-Hex.	11	4	2
98-9771	Asm-Cover	66	3	1	218-498	Nut-Lock	34	54	2
98-9772	Head-Filter	67	1	1	218-533	Lens-Red	4	36	1
98-9773	Plug-Base, Filter	67	5	1	218-535	Nut-Lock	4	33	1
98-9774	O-Ring, Filter Base	67	3	1	218-536	Washer-Lock	4	34	1
98-9775	Base-Filter	67	4	1	218-574	Fuse-7.5A	11	20	1
98-9776	Plug-Head, Filter	67	8	1	218-578	Fuse-10A	11	20	3
98-9777	Asm-Valve, Drain	67	10	1	218-589	Washer-Lock	11	29	1
98-9779	Rotary Cartridge Kit	17	30	2	218-594	Fuse-20A	11	20	1
98-9781	Fitting-Hydraulic 90°	16	25	1	219-19	Lamp-Green	12	*	1
98-9782	Kit-Lift Control	11	41	1	231-134	Tire	25	53	2
98-9783	Tube-Interlock	12	62	1	231-141	Tire	68	19	2
98-9788	Decal-Instructions	65	40	1	232-27	Stem-Valve	24	3	2
98-9794	Muffler	35	1	1	232-35	Stem-Valve	68	21	2
98-9796	Asm-Pump, Gear	31	18	1	233-17	Knob-Parking Brake	4	9	1
98-9797	Kit-Housing, Section 2	32	*	1	233-42	Knob	6	19	1
98-9798	Kit-Housing, Section 1	32	*	1	233-42	Knob-Throttle	7	34	1
98-9799	Kit-Housing, Section 3	32	*	1	237-21	O-Ring	18	2	7
99-8301	Nut	56	1	3	237-21	O-Ring	19	2	7
99-8302	Washer-Adjusting	56	4	3	237-21	O-Ring	20	4	5
99-8303	Spring-Nozzle	56	5	3	237-21	O-Ring	71	5	8
99-8304	Piece-Distance	56	7	3	237-21	O-Ring	73	14	4
99-8305	Push Rod	56	6	3	237-21	O-Ring	16	18	4
99-8306	Nut-Nozzle	56	9	3	237-21	O-Ring	68	33	2
99-8307	Washer	56	2	3	237-22	O-Ring	16	1	1
99-8308	Piece-Nozzle	56	8	3	237-22	O-Ring	18	14	2
99-8309	Asm-Washer, Adjusting	56	10	3	237-22	O-Ring	4	14	5
99-8310	Washer-Adj. (0.10mm)	56	*	3	237-22	O-Ring	31	15	1
99-8311	Washer-Adj. (0.20mm)	56	*	3	237-22	O-Ring	24	20	2
99-8312	Washer-Adj. (0.30mm)	56	10	3	237-22	O-Ring	14	23	6
99-8313	Washer-Adj. (0.40mm)	56	*	3	237-22	O-Ring	20	36	4
99-8314	Washer-Adj. (0.50mm)	56	*	3	237-22	O-Ring	34	47	2
99-8315	Washer-Adj. (0.52mm)	56	*	3	237-30	O-Ring	31	11	2
99-8316	Washer-Adj. (0.54mm)	56	*	3	237-30	O-Ring	17	12	1
99-8317	Washer-Adj. (0.56mm)	56	*	3	237-30	O-Ring	16	13	7

*Not Illustrated

TORO PART NUMBER INDEX (Cont.)

Part No.	Description	Pg. No.	Ref. No.	Qty.	Part No.	Description	Pg. No.	Ref. No.	Qty.
237-30	O-Ring	20	19	19	2412-146	Clamp-Spring	22	34	2
237-42	O-Ring	16	3	2	251-259	Bearing-Ball	30	11	2
237-42	O-Ring	17	5	2	251-318	Bearing-Ball	36	7	2
237-42	O-Ring	67	6	1	253-129	Seal-Grease	68	28	2
237-42	O-Ring	71	6	2	254-65	Cone-Tapered Bearing	27	28	2
237-42	O-Ring	19	12	2	254-66	Cup-Tapered Bearing	27	27	2
237-42	O-Ring	18	16	2	254-72	Cup-Bearing	68	17	4
237-42	O-Ring	14	25	4	254-91	Cone-Bearing	27	23	1
237-42	O-Ring	15	49	1	254-94	Cone-Bearing	68	16	4
237-65	O-Ring	14	10	5	256-42	Bushing-Sleeve	6	34	2
237-65	O-Ring	16	22	1	256-113	Bushing-Flange	30	19	2
237-65	O-Ring	34	50	2	256-115	Washer-Thrust	73	26	8
237-78	O-Ring	17	1	12	256-115	Washer-Thrust	71	41	11
237-78	O-Ring	20	2	5	256-121	Washer-Thrust	68	12	2
237-78	O-Ring	71	3	6	256-236	Bearing-Flange	6	24	4
237-78	O-Ring	18	4	7	256-287	Bushing-Flange	73	38	4
237-78	O-Ring	19	4	8	281-13	Plug-Pipe	65	36	2
237-78	O-Ring	16	7	6	282-4	Clevis-Spring	73	3	2
237-78	O-Ring	67	7	1	282-4	Clevis-Spring	71	21	3
237-78	O-Ring	73	12	4	283-6	Pin-Clevis	73	10	2
237-78	O-Ring	24	22	1	283-6	Pin-Clevis	71	15	3
237-78	O-Ring	68	31	2	283-58	Pin-Clevis	6	30	4
237-79	O-Ring	16	9	6	285-22	Plug-Pipe	67	9	1
237-79	O-Ring	17	10	1	302-5	Fitting-Grease	70	7	2
237-79	O-Ring	31	17	3	302-5	Fitting-Grease	68	11	4
237-79	O-Ring	20	18	10	302-5	Fitting-Grease	71	11	6
237-79	O-Ring	24	18	2	302-5	Fitting-Grease	75	13	1
237-79	O-Ring	14	45	1	302-5	Fitting-Grease	76	13	1
237-80	O-Ring	17	20	1	302-5	Fitting-Grease	77	13	1
237-81	O-Ring	14	12	4	302-5	Fitting-Grease	78	13	1
237-81	O-Ring	24	25	2	302-5	Fitting-Grease	30	20	1
237-81	O-Ring	16	26	1	302-5	Fitting-Grease	35	22	2
237-101	O-Ring	14	7	1	302-5	Fitting-Grease	73	29	4
237-141	Bumper	1	6	2	302-5	Fitting-Grease	6	39	1
237-146	O-Ring	31	19	1	302-10	Fitting-Grease 45°	36	10	1
237-156	O-Ring	17	16	2	304-46	Drain-Radiator	33	10	1
237-161	O-Ring	24	36	1	304-46	Fitting-Drain	22	27	1
237-163	O-Ring	31	9	1	304-73	Fitting-Barbed	22	2	1
237-165	Grommet	69	46	2	321-2	Screw-HH	24	6	1
237-181	O-Ring	25	51	1	321-4	Screw-HH	3	6	2
240-3	Grommet	34	57	2	321-4	Screw-HH	33	23	7
240-5	Grommet-Rubber	20	28	4	321-4	Screw-HH	7	31	1
240-11	Grommet	22	23	3	321-5	Screw-HH	65	23	2
240-11	Grommet	14	39	3	321-8	Screw-HH	22	31	1
241-119	Cap-Dust	68	24	2	321-11	Screw-HH	19	6	4
242-34	Stud-Flange, Axle	28	9	10	321-15	Screw-HH	11	33	3
242-50	Nut-Lug	68	26	10	321-18	Screw-HH	18	5	4
2411-36	Bearing-Rod End	6	2	1	321-23	Screw-HH	14	13	2
2412-34	Clamp-Hose	31	2	1	321-39	Screw-HH	1	15	7
2412-34	Clamp-Hose	33	15	4	321-39	Screw-HH	11	26	2
2412-34	Clamp-Hose	14	18	3	322-2	Screw-HH	33	36	4
2412-36	Clamp-Drain	22	26	1	322-2	Screw-HH	37	49	4
2412-42	Clamp-Hose	65	1	1	322-3	Screw-HH	7	14	13
2412-92	Clamp-Hose	36	14	1	322-3	Screw-HH	30	18	2
2412-93	Clamp-R	7	18	1	322-3	Screw-HH	6	25	8
2412-93	Clamp-R	14	32	2	322-3	Screw-HH	16	28	4
2412-98	Clamp-Hose	22	4	1	322-3	Screw-HH	1	30	4
2412-98	Clamp-Hose	33	31	1	322-3	Screw-HH	11	35	2
2412-103	Clamp-R	33	29	2	322-4	Screw-HH	65	11	3
2412-108	Clamp	65	39	4	322-4	Screw-HH	22	28	1
2412-108	Clamp-Hose	22	11	4	322-4	Screw-HH	2	40	2
2412-126	Clamp-R	12	53	1	322-4	Screw-HH	37	53	9
2412-129	Clamp-Hose	24	27	2	322-5	Screw-HH	73	6	3
2412-133	Clamp-R	7	42	2	322-5	Screw-HH	19	17	2

*Not Illustrated

TORO PART NUMBER INDEX (Cont.)

Part No.	Description	Pg. No.	Ref. No.	Qty.	Part No.	Description	Pg. No.	Ref. No.	Qty.
322-5	Screw-HH	1	19	4	3234-14	Screw-HWH	2	33	14
322-5	Screw-HH	71	26	3	3234-29	Screw	65	41	2
322-5	Screw-HH	65	28	2	3234-29	Screw-HHF	37	55	6
322-5	Screw-HH	12	54	1	3250-29	Screw-HH	7	7	4
322-5	Screw-HH	34	60	4	3253-3	Washer-Lock	24	7	1
322-6	Screw-HH	73	17	4	3253-3	Washer-Lock	7	30	1
322-6	Screw-HH	8	30	1	3253-3	Washer-Lock	11	32	3
322-6	Screw-HH	36	38	8	3253-4	Washer-Lock	4	2	2
322-6	Screw-HH	65	42	2	3253-4	Washer-Lock	7	13	4
322-7	Screw-HH	30	10	1	3253-4	Washer-Lock	73	16	2
322-9	Screw-HH	35	19	2	3253-4	Washer-Lock	30	17	2
322-10	Screw-HH	30	3	1	3253-4	Washer-Lock	1	20	4
322-12	Screw-HH	73	32	2	3253-4	Washer-Lock	16	29	4
322-13	Screw-HH	18	29	4	3253-4	Washer-Lock	33	39	4
322-13	Screw-HH	71	35	6	3253-4	Washer-Lock	36	43	6
322-13	Screw-HH	74	50	3	3253-5	Washer-Lock	31	5	2
323-4	Screw-HH	7	2	2	3253-6	Washer-Lock	79	*	2
323-4	Screw-HH	14	43	2	3253-6	Washer-Lock	8	25	2
323-6	Screw-HH	35	3	4	3253-7	Washer-Lock	79	5	9
323-6	Screw-HH	36	12	2	3253-7	Washer-Lock	73	39	4
323-6	Screw-HH	74	54	2	3253-7	Washer-Lock	72	58	6
323-7	Screw-HH	68	1	4	3253-7	Washer-Lock	37	61	8
323-8	Screw-HH	36	45	1	3253-7	Washer-Lock	34	64	2
323-9	Screw-HH	6	3	1	3253-15	Washer-Lock	22	8	5
323-9	Screw-HH	65	14	1	3253-19	Washer-Lock	12	*71	2
323-10	Screw-HH LH	36	33	1	3253-21	Washer-Lock	65	15	1
323-11	Screw-HH	71	39	1	3253-21	Washer-Lock	24	33	2
323-12	Screw-HH	31	4	2	3253-21	Washer-Lock	14	42	2
323-12	Screw-HH	24	32	2	3253-21	Washer-Lock	37	50	1
323-12	Screw-HH	72	56	2	3253-27	Washer-Lock	65	31	2
323-12	Screw-HH RH	36	27	3	3253-33	Washer-Lock	8	31	1
323-20	Screw-HH	25	49	2	3255-8	Washer-Lock	37	52	1
324-7	Screw-HH	24	29	4	3255-8	Washer-Lock ETLW	4	15	1
325-2	Screw-HH	34	65	2	3255-9	Washer-Lock	36	16	2
325-4	Screw-HH	73	35	4	3256-1	Washer-Flat	3	7	2
325-4	Screw-HH	72	59	6	3256-1	Washer-Flat	11	13	5
325-5	Screw-HH	79	6	9	3256-1	Washer-Flat	1	14	10
325-7	Screw-HH	24	13	2	3256-1	Washer-Flat	4	29	2
325-12	Screw-HH	65	30	2	3256-2	Washer-Flat	33	34	4
327-2	Screw-HH	68	3	1	3256-3	Washer-Flat	1	31	4
328-7	Screw-HH	71	18	4	3256-3	Washer-Flat	11	34	3
328-12	Screw-HH	71	13	2	3256-4	Washer-Flat	35	4	8
328-25	Screw-HH	68	30	1	3256-5	Washer-Flat	8	4	1
328-27	Screw-HH	69	49	1	3256-6	Washer-Flat	73	40	4
3210-8	Screw-HH	26	19	8	3256-6	Washer-Flat	72	57	6
3212-4	Screw-HH	79	*	2	3256-22	Washer-Flat	6	6	2
3213-2	Screw-HH	37	60	8	3256-22	Washer-Flat	4	11	4
3217-6	Nut-Hex	8	32	1	3256-22	Washer-Flat	33	22	4
3217-6	Nut-Hex.	30	28	1	3256-22	Washer-Flat	22	33	1
3217-9	Nut-Hex.	65	32	2	3256-22	Washer-Flat	25	54	2
3217-9	Nut-Lock	79	7	3	3256-23	Washer-Flat	73	7	10
3218-1	Nut-Jam	25	50	1	3256-23	Washer-Flat	7	12	8
3220-3	Nut-Jam	6	1	2	3256-23	Washer-Flat	1	18	6
3220-3	Nut-Jam	68	14	8	3256-23	Washer-Flat	71	25	3
3220-5	Nut-Jam	68	36	2	3256-23	Washer-Flat	4	31	6
3220-6	Nut	5	27	1	3256-23	Washer-Flat	36	34	10
3220-6	Nut-Steering Wheel	4	8	1	3256-23	Washer-Flat	33	38	4
3220-7	Nut-Jam	68	23	2	3256-24	Washer-Flat	68	2	2
3220-12	Nut-Jam LH Thread	68	38	2	3256-24	Washer-Flat	6	4	1
3230-2	Bolt-Carriage	36	13	1	3256-24	Washer-Flat	8	5	1
3234-5	Screw-HHF	2	34	1	3256-24	Washer-Flat	65	16	1
3234-5	Screw-Whiz Lock	33	3	6	3256-24	Washer-Flat	7	19	3
3234-7	Screw-HHF (Europe)	2	42	1	3256-24	Washer-Flat	71	24	3
3234-13	Screw-Cap Flange Hd.	69	52	2	3256-24	Washer-Flat	36	30	5

*Not Illustrated

TORO PART NUMBER INDEX (Cont.)

Part No.	Description	Pg. No.	Ref. No.	Qty.	Part No.	Description	Pg. No.	Ref. No.	Qty.
3256-24	Washer-Flat	73	30	4	3296-39	Nut-Lock	68	5	2
3256-24	Washer-Flat	14	41	2	3296-39	Nut-Lock	35	6	4
3256-24	Washer-Flat	65	46	2	3296-39	Nut-Lock	7	9	3
3256-26	Washer-Flat	30	2	1	3296-39	Nut-Lock	36	28	1
3256-26	Washer-Flat	79	4	9	3296-39	Nut-Lock	73	31	6
3256-26	Washer-Flat	4	22	1	3296-39	Nut-Lock	24	35	2
3256-26	Washer-Flat	8	24	2	3296-39	Nut-Lock	6	38	1
3256-26	Washer-Flat	34	63	2	3296-39	Nut-Lock	72	52	2
3256-40	Washer-Flat	37	62	4	3296-42	Nut-Lock	1	13	7
3256-46	Washer-Flat	8	20	1	3296-42	Nut-Lock	14	15	2
3256-69	Washer-Thrust	6	31	3	3296-42	Nut-Lock	18	21	4
3256-70	Washer-Flat	18	31	4	3296-42	Nut-Lock	11	22	4
3256-70	Washer-Flat	20	37	4	3296-42	Nut-Lock	33	25	7
3256-70	Washer-Flat	71	37	6	3296-42	Nut-Lock	4	30	2
3256-70	Washer-Plain	74	46	2	3296-42	Nut-Lock	22	32	1
3256-78	Washer-Flat	36	20	1	3296-44	Nut-Lock	8	22	1
3258-166	Screw-PPH	11	12	5	3296-44	Nut-Lock	71	23	4
3258-166	Screw-PPH	4	28	2	3296-48	Nut-Lock	24	45	4
3258-166	Screw-PPH	2	46	3	3296-51	Nut-Lock	71	19	6
3269-10	Washer-Back-up	33	30	7	3296-54	Nut-Lock	7	4	4
3269-13	Rivet-Pop	33	32	17	3296-56	Nut-Lock	24	4	2
3269-15	Rivet-Pop	33	5	8	3296-59	Nut-Lock	6	22	1
3272-2	Pin-Cotter	6	5	2	3296-59	Nut-Lock	37	56	1
3272-4	Pin-Cotter	1	11	2	32104-76	Screw-Thread Forming	72	48	2
3272-5	Pin-Cotter	4	17	3	32105-13	Screw-HH	11	17	4
3272-10	Pin-Cotter	30	1	1	32105-21	Screw	30	4	2
3272-10	Pin-Cotter	73	4	2	32108-9	Screw-Machine	24	12	1
3272-10	Pin-Cotter	71	17	3	32120-74	Ring-Retaining	29	53	1
3272-10	Pin-Cotter	4	21	1	32120-93	Ring-Retaining	73	25	4
3272-10	Pin-Cotter	7	21	2	32120-93	Ring-Retaining	71	29	6
3272-10	Pin-Cotter	6	40	4	32121-2	Pin-Roll	36	4	2
3272-13	Pin-Cotter	68	25	2	32121-6	Pin-Roll	6	9	1
3273-26	Screw-Hex. Socket Hd.	11	45	2	32121-16	Pin-Roll	6	32	1
3290-271	Rivet-Pop	33	20	2	32121-27	Pin-Roll	71	2	3
3290-354	Plate-Nut	11	36	2	32121-27	Pin-Roll	74	62	2
3290-378	Tie-Cable	20	*	4	32121-38	Pin-Roll	7	22	1
3290-378	Tie-Cable	4	*	3	32121-45	Pin-Roll	6	10	2
3290-378	Tie-Cable	33	17	1	32121-50	Pin-Roll	6	41	1
3290-378	Tie-Cable	73	42	2	32121-122	Pin-Roll	73	44	2
3290-378	Tie-Cable	72	68	5	32121-122	Pin-Roll	72	55	3
3290-378	Tie-Cable	73	1	4	32122-24	Screw-Round Hd.	22	9	5
3290-379	Tie-Cable	71	14	3	32128-20	Nut-Flange Lock	19	18	2
3290-410	Tie-Cable, Push On	4	*	4	32128-20	Nut-Lock	65	21	3
3290-461	Washer-Belleville	6	21	1	32128-20	Nut-Whiz	33	8	8
3290-488	Boot-Lift Control	11	40	1	32128-25	Nut-Flange	7	38	4
3290-489	Knob-Lift Control	11	3	1	32128-26	Nut-Flange	8	21	4
3296-2	Nut-Lock	11	18	4	32128-33	Nut-Flange Head	2	45	3
3296-3	Nut-Lock	7	27	1	32128-33	Nut-Lock	65	9	2
3296-9	Nut-Hex.	30	24	2	32128-33	Nut-Lock	19	10	4
3296-16	Nut-Lock	3	9	2	32128-33	Nut-Lock, Flange Hd.	12	55	3
3296-20	Nut-Lock	4	16	4	32128-36	Nut-HFH	37	67	3
3296-20	Nut-Lock	7	51	1	32144-5	Nut	26	1	8
3296-23	Nut-Lock	24	16	2	32144-10	Screw-HWH	14	33	2
3296-29	Nut-Lock	30	9	4	32144-14	Screw-HH	37	64	2
3296-29	Nut-Lock	73	9	11	32144-14	Screw-HWH	2	49	2
3296-29	Nut-Lock	36	19	15	32144-14	Screw-Self Tapping	72	66	3
3296-29	Nut-Lock	35	20	2	32144-18	Screw-HH	12	46	2
3296-29	Nut-Lock	6	23	8	32144-21	Screw	4	6	1
3296-29	Nut-Lock	7	23	10	32144-22	Screw-HH	30	13	4
3296-29	Nut-Lock	65	26	8	32144-26	Screw-TAP	4	1	2
3296-29	Nut-Lock	22	29	1	32144-58	Screw-HSH	20	32	4
3296-29	Nut-Lock	18	30	4	32144-112	Screw-HH	24	8	8
3296-29	Nut-Lock	71	45	3	32144-112	Screw-Thread Forming	26	13	8
3296-29	Nut-Lock	34	59	2	32151-36	Ring-Retaining	68	7	2

*Not Illustrated

TORO PART NUMBER INDEX (Cont.)

Part No.	Description	Pg. No.	Ref. No.	Qty.	Part No.	Description	Pg. No.	Ref. No.	Qty.
32151-36	Ring-Retaining	74	47	4	340-103	Fitting-Hydraulic 45°	20	3	5
32151-41	Ring-Retaining	21	13	1	340-103	Fitting-Hydraulic 45°	68	32	2
32151-48	Ring-Retaining	73	5	2	340-103	Fitting-Hydraulic 45°	73	13	1
32151-48	Ring-Retaining	71	20	3	340-124	Fitting-Straight	34	48	2
32151-61	Ring-Retaining	73	18	4	340-127	Nut-Bulkhead	20	12	4
32151-62	Ring-Retaining	24	38	1	340-132	Fitting-Hydraulic 90°	18	3	3
32151-77	Ring-Retaining	68	40	1	340-132	Fitting-Hydraulic 90°	71	4	5
32152-10	Nut	75	2	1	340-132	Fitting-Hydraulic 90°	19	8	1
32152-10	Nut	76	2	1	340-132	Fitting-Hydraulic 90°	73	22	3
32152-10	Nut	77	2	1	340-139	Fitting-Hydraulic 90°	16	23	1
32152-10	Nut	78	2	1	340-139	Fitting-Hydraulic 90°	14	35	1
32153-6	Nut-Lock	68	6	2	340-143	Fitting-Hydraulic 90°	19	11	1
33014-00	Nut-Lock	35	11	4	340-143	Fitting-Hydraulic 90°	17	18	1
33024-00	Nut-Lock	35	13	1	340-143	Fitting-Hydraulic 90°	16	32	1
33094-00	Washer-Flat	35	8	2	340-143	Fitting-Hydraulic 90°	72	70	1
33103-025	Screw-HHF	22	25	3	351-78	Edging	7	1	1
33104-020	Screw-HFH	14	38	6	351-80	Clip	7	40	1
33105-025	Screw-HH	14	36	3	353-508	Plug-Hydraulic	14	40	1
33114-016	Screw-HH	36	35	2	353-512	Fitting-Hydraulic Plug	19	5	2
33114-020	Screw-HH	35	29	2	353-550	Plug-Drain	14	44	1
33114-025	Screw-HH	35	15	5	353-599	Pin-Dowel	21	3	2
340-1	Fitting-Hydraulic Straight	19	19	2	353-682	Fitting-Hydraulic Straight	14	20	1
340-1	Fitting-Hydraulic Straight	16	40	2	353-783	Fitting-Fuel	22	3	1
340-1	Fitting-Straight	72	64	2	353-783	Fitting-Fuel	65	35	1
340-2	Fitting-Hydraulic Straight	18	15	2	353-989	Plug	17	6	2
340-3	Fitting-Hydraulic Straight	31	16	1	353-990	Plug	17	2	11
340-3	Fitting-Hydraulic, Straight	24	19	2	353-991	Plug	17	17	2
340-4	Fitting-Hydraulic Straight	16	5	1	354-20	Fitting-Fuel Tee	22	15	1
340-4	Fitting-Hydraulic Straight	31	10	2	354-21	Fitting-Fuel Straight	22	14	1
340-8	Fitting-Hydraulic Straight	14	11	2	354-22	Fitting-Fuel, Straight	22	13	1
340-70	Nut-Bulkhead	20	11	2	354-46	Ring-Seal	21	8	1
340-71	Fitting-Hydraulic	20	31	2	354-50	Screw-HSH	21	1	4
340-77	Fitting-Hydraulic 90°	14	22	1	354-51	Washer	21	2	4
340-77	Fitting-Hydraulic 90°	18	27	1	354-70	Plug	17	21	1
340-82	Fitting-Hydraulic 90°	15	47	2	354-72	Fitting-Hydraulic 45°	24	42	1
340-87	Fitting-Hydraulic 45°	14	27	1	354-73	Fitting-Hydraulic Straight	14	24	2
340-92	Fitting-Hydraulic Straight	19	3	4	354-74	Fitting-Hydraulic Plug	14	16	1
340-92	Fitting-Hydraulic Straight	16	17	2	354-75	Fitting-Hydraulic 90°	24	40	1
340-92	Fitting-Hydraulic Straight	18	26	4	354-77	Fitting-Hydraulic Test Port	24	23	1
340-98	Fitting-Hydraulic 90°	16	2	2	354-77	Fitting-Test Port	16	11	2
340-98	Fitting-Hydraulic 90°	20	7	10	354-78	Fitting-Hydraulic	31	3	1
340-101	Fitting-Hydraulic 45°	16	10	2	354-79	Cap-Test Port	16	12	2
340-101	Fitting-Hydraulic 45°	17	11	1	354-79	Cap-Test Port	24	24	1

*Not Illustrated

TABLE OF CONTENTS

Description	Page	Description	Page
Frame & Body Asm	1-2	Main Bearing Case Asm	44
Hood Switch & Lock Asm	3	Cam Shaft Asm	45
Steering Tower Asm	4	Piston & Crankshaft Asm	46
Steering Valve Asm No. 75-0600	5	Flywheel Asm	47
Traction & Brake Pedals Asm	6	Fuel Camshaft Asm	48
Seat & Throttle Asm	7	Engine Stop Lever Asm	49
Seat Suspension Asm	8	Stop Solenoid & Fuel Pump Asm	50
Diagnostic-ACE Display Asm	9	Injection Pump Asm	51
Electrical Schematic	10	Injection Pump Asm (Continued)	52
Control Console Asm	11-12	Governor Asm	53
Hydraulic Schematic	13	Speed Control Plate Asm	54
Hydraulic Reservoir Asm	14-15	Nozzle Holder & Glow Plug Asm	55
Hydraulic Control Manifold Asm	16	Nozzle Holder Asm	56
Control Manifold Asm	17	Alternator & Pulley Asm	57
Front Hydraulic Manifolds	18	Alternator Asm	58
Rear Hydraulic Manifolds	19	Starter Mount Asm	59
Cutting Unit Hydraulic Components	20	Starter Asm	60
Reel Motor Asm No. 93-1375	21	Water Flange & Thermostat Asm	61
Fuel Tank Asm	22	Water Pump Asm	62
Fuel Filter Asm	23	Valve & Rocker Arm Asm	63
Front Axle & Transmission Asm	24-25	Exhaust Manifold & Gasket Asm	64
Front Axle Asm No. 94-6933	26-27	Engine Components Asm	65
Brake Asm	28	Air Cleaner Asm	66
Transmission Asm No. 75-0012	29	Filter, Water/Fuel Separator	67
Traction Control Asm	30	Rear Axle Asm	68-69
Gear Pump Installation Asm	31	Hydraulic Cylinder No. 75-1200	70
Hydraulic Pump Asm No. 98-9796	32	Front Lift Arms Asm	71-72
Radiator Asm	33-34	Rear Lift Arms Asm	73-74
Muffler & Pump Drive Asm	35	Hydraulic Cylinder Asm No. 93-9311	75
Engine Installation Asm	36-37	Hydraulic Cylinder Asm No. 93-9310	76
Crankcase Asm	38	Hydraulic Cylinder Asm No. 98-8069	77
Oil Pan Asm	39	Hydraulic Cylinder Asm No. 98-8068	78
Cylinder Head Asm	40	Roll Over Protection System (R.O.P.S.) Asm.	79
Gear Case & Oil Filter Asm	41	Special Tools	80
Head Cover Asm	42	Part Number Index	81-94
Dipstick & Guide Asm	43		

IDENTIFICATION AND ORDERING

MODEL AND SERIAL NUMBERS

The Reelmaster® 5200D has two identification numbers; a model number and a serial number. The two numbers are stamped on a decal which is located on the traction unit frame under the seat. In any correspondence concerning the Reelmaster 5200D, supply model and serial numbers to assure that correct information and replacement parts are obtained.

To order replacement parts from an Authorized TORO Service Dealer, supply the following information:

1. Model and serial number of the Reelmaster 5200D.
2. Part number, description, and the quantity of part(s) desired.

NOTE: Do not order by reference number if a parts catalog is being used; use the PART NUMBER.

COUNTRIES OTHER THAN THE UNITED STATES OR CANADA

Customers who have purchased TORO products exported from the United States or Canada should contact their Toro Distributor

(Dealer) to obtain guarantee policies for your country, province or state.

