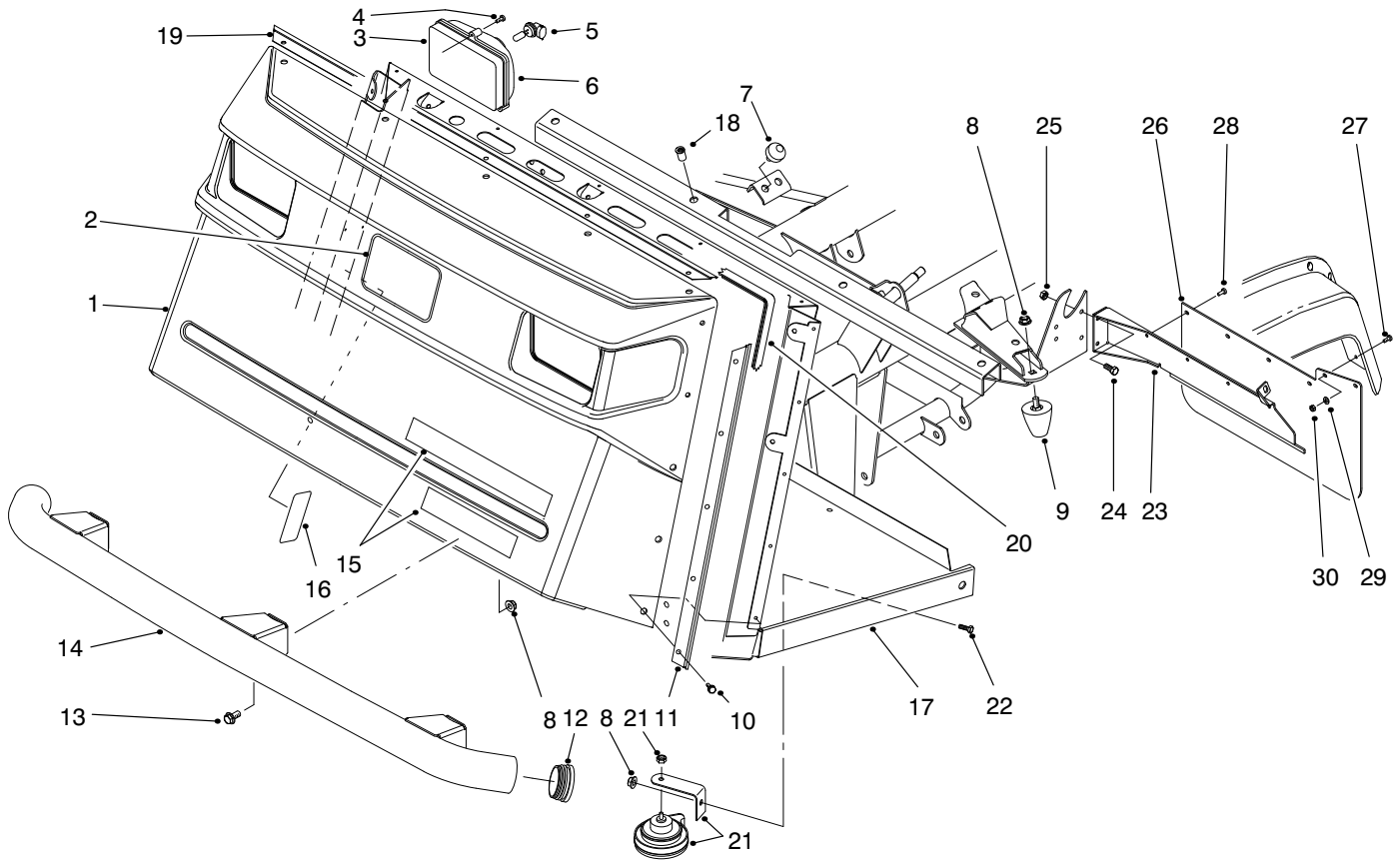




MODEL NO. 07215-90001 & UP  
MODEL NO. 07215TC-90001 & UP

PARTS  
CATALOG

**WORKMAN® 4300D**



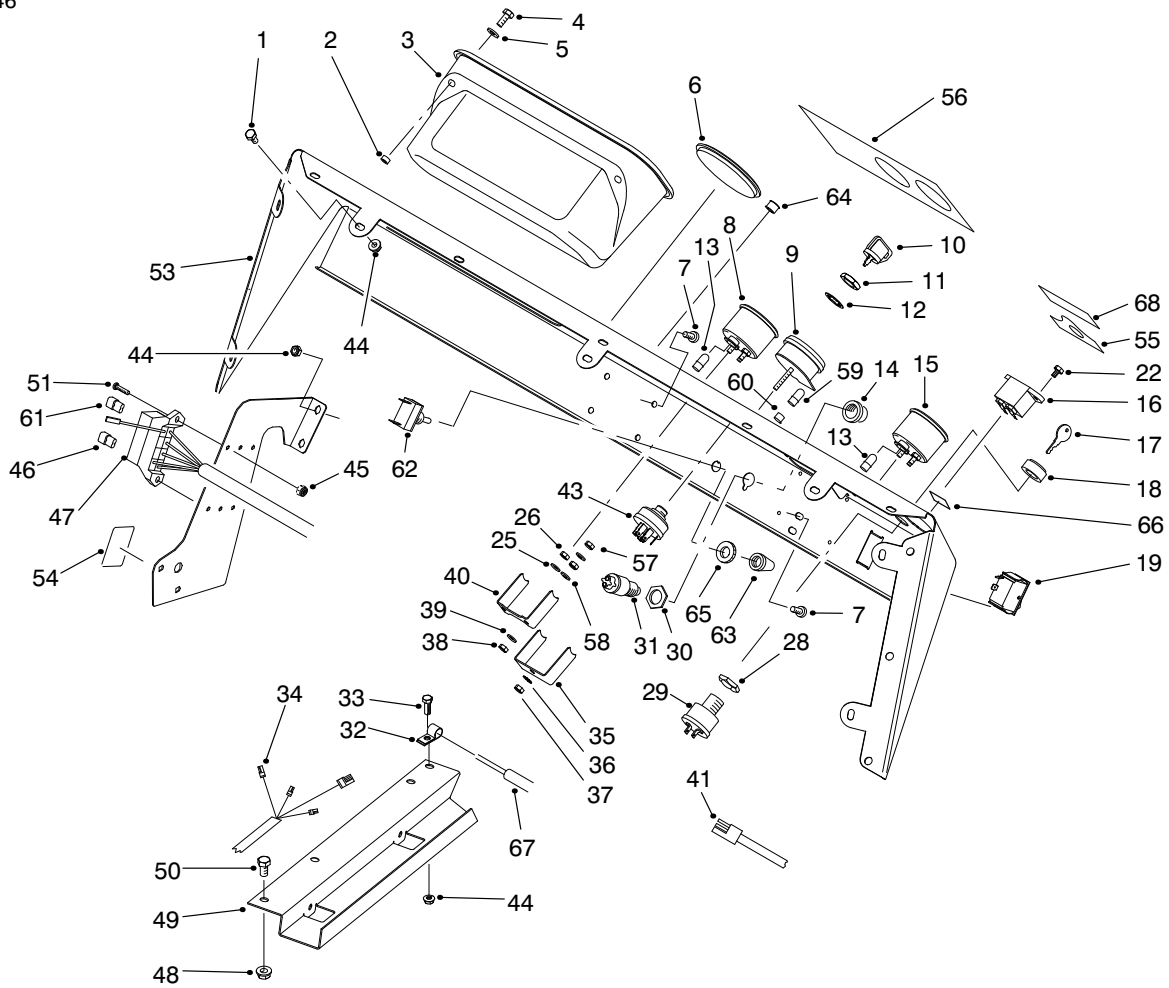
T-1581-1

**FRONT BUMPER & HOOD ASSEMBLY**

Ref. No.	Part No.	Description	No. Used
1	87-0710	Hood	1
2	62-5550	Decal - TORO	1
3	87-2120	Headlight Assembly (Incl. Ref. #5-6)	2
4	32104-88	Screw	6
5	87-6320	Bulb - Headlight	2
6	87-6330	Lens - Headlight	2
7	87-2440	Bumper	2
8	3290-357	Nut - Flange Lock	9
9	26-0071	Bumper	2
10	87-6620	Screw	15
11	87-8120	Bracket - Trim Side	2
12	2410-42	Cap - Front Bumper	2
13	3234-1	Screw - Hex. Flange Hd.	6
14	87-4070	Bumper - Front	1
15	87-9130	Decal - Workman 4300	1
16	87-9980	Decal - Load	1
16	94-1225	Decal - Load (Europe)	1

Ref. No.	Part No.	Description	No. Used
16	94-1228	Decal - Load (Japan)	1
17	94-5250	Operators Platform Assy. (Incl. Ref. #18)	1
18	32148-7	Nut - Clinch	8
19	87-8130	Bracket - Trim Top	1
20	87-8160	Trim	1
21	116749	Horn Assembly	1
22	323-4	Screw - Cap Hex. Hd.	1
23	94-3838	Bracket - Mudflap LH	1
*	94-3839	Bracket - Mudflap RH	1
24	321-4	Screw - Cap Hex. Hd.	4
25	32128-33	Nut - Lock	4
26	94-3841	Mudflap	2
27	3250-13	Screw - Pan Hd.	4
28	146489	Rivet - Pop	8
29	3256-61	Washer - Flat	4
30	3296-2	Nut - Lock	4

\*Not Illustrated

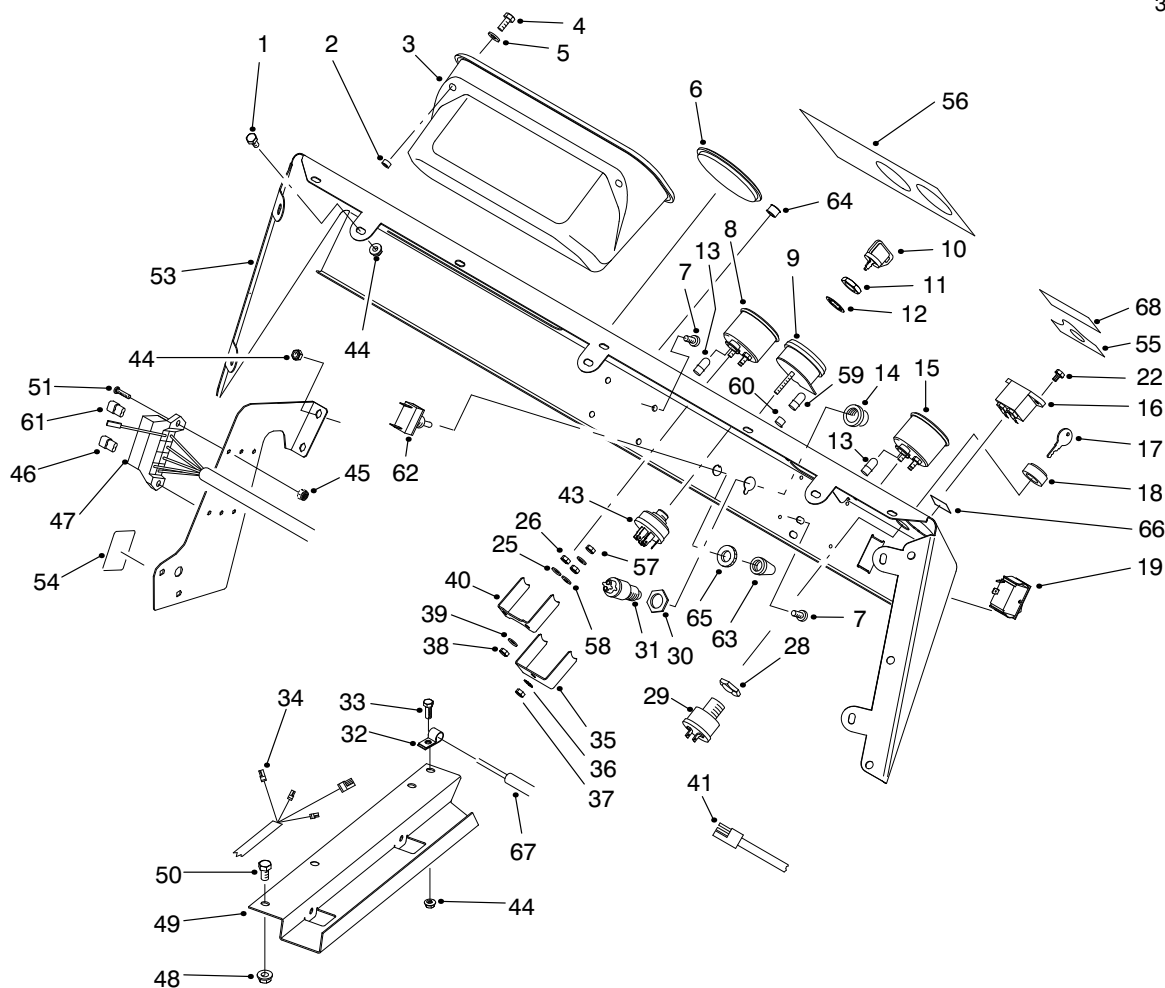


T-1706-1

## CONTROL PANEL ASSEMBLY

Ref. No.	Part No.	Description	No. Used
1	321-2	Screw - Cap Hex. Hd.	7
2	32148-6	Insert - Threaded	2
3	87-3780	Box - Glove	1
4	321-3	Screw - Cap Hex. Hd.	2
5	3256-22	Washer - Flat	2
6	2410-35	Plug - Hole	1
7	3274-31	Screw - Button Hd.	4
8	87-5590	Temperature Gauge Assy. (Incl. Ref. #38-40, 57 & 58)	1
9	93-7053	Warning Light Assembly (Incl. Ref. #35-37, 59 & 60)	1
10	63-8360	Key - Ignition	1
11	218-446	Nut - Hex.	1
12	218-447	Washer - Lock	1
13	218-600	Bulb	2
14	87-5580	Button - Horn	1
15	87-5580	Fuel Gauge Assembly (Incl. Ref. #38-40, 57 & 58)	1
16	75-6820	Hourmeter	1
17	87-0740	Key - Supervisor Switch	1
18	87-1720	Nut - Supervisor Switch	1
19	87-3790	Switch - Light	1
22	32144-18	Screw - Cap Hex. Hd.	2
28		Nut - Hex.	1
29	94-5245	Supervisor Switch Assembly (Incl. Ref. #17, 18 & 28)	1

Ref. No.	Part No.	Description	No. Used
30		Nut - Hex.	1
31	18-2830	Horn Switch Assembly (Incl. Ref. #14 & 30)	1
32	2412-89	Clamp - R	1
33	321-4	Screw - Cap Hex. Hd.	1
34	99-1114	Harness - Wire Rear	1
35		Clamp - Light	1
36	3254-1	Washer - Lock	1
37	3217-26	Hut - Hex.	1
38	3217-25	Nut - Hex.	2
39	3253-15	Washer - Lock	2
40		Clamp - Temp. Gauge	1
41	87-4230	Harness - Wire Front LH	1
43	27-2360	Ignition Switch Assembly (Incl. Ref. #11 & 12)	1
44	32128-33	Nut - Flange	11
45	3296-2	Nut - Lock	2
46	218-574	Fuse - 7.5 Amp	2
47	87-8500	Front Wire Harness Assy. (Incl. Ref. #13)	1
48	32128-20	Nut - Flange	2
49	93-7094	Cover - Wire Harness	1
50	322-2	Screw - Cap Hex. Hd.	2
51	3250-13	Screw	2
53	87-8550	Control Panel Assembly (Incl. Ref. #55-56 & 68)	1

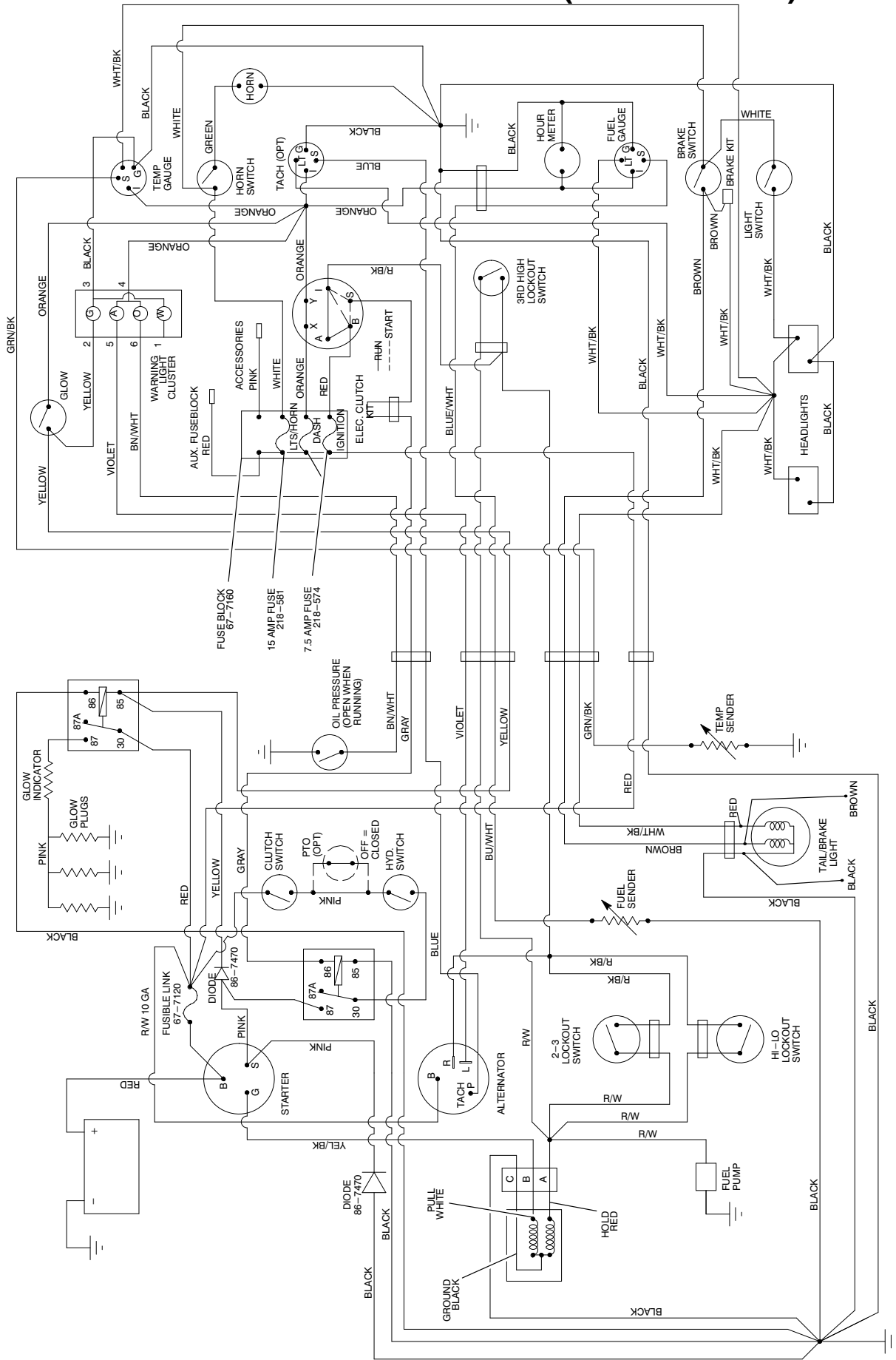


T-1706-1

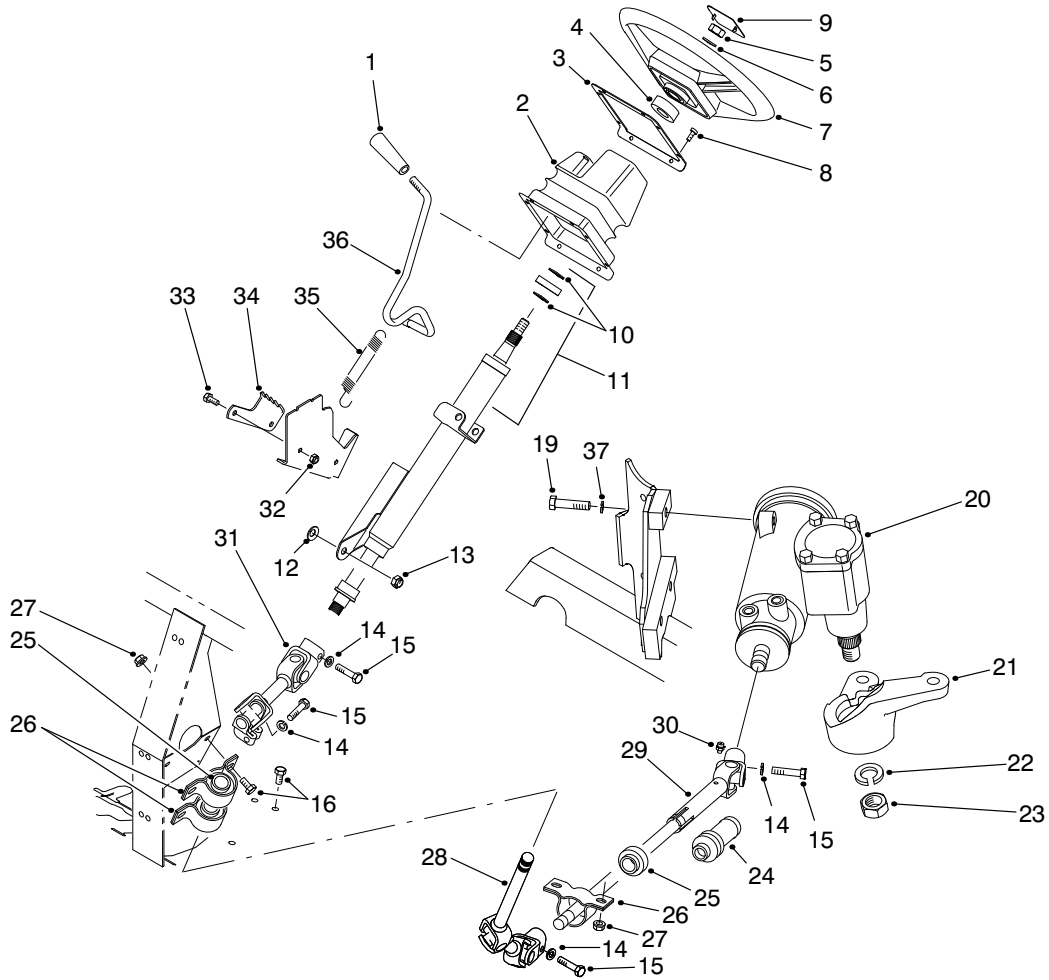
## CONTROL PANEL ASSEMBLY (Continued)

Ref. No.	Part No.	Description	No. Used	Ref. No.	Part No.	Description	No. Used
54	87-6670	Decal - Fuse	1	60	87-6270	Socket & Bulb Assembly (Incl. Ref. #59)	4
54	93-9851	Decal - Fuse (Europe)	1	61	218-578	Fuse - 10 Amp	1
54	92-5374	Decal - Fuse (Japan)	1	62	20-7150	Toggle Switch Assembly (Incl. Ref. #65)	1
55	87-5910	Decal - Supervisor	1	63	218-473	Boot - Switch	1
55	93-9856	Decal - Supervisor (Europe)	1	64	2410-64	Plug - Hole	1
55	92-5332	Decal - Supervisor (Japan)	1	65		Nut - Locking	1
56	87-9890	Decal - Dash	1	66	93-7252	Decal - CE (Europe)	1
56	92-1211	Decal - Dash (Europe)	1	67	94-3837	Cable - Clutch	1
56	94-1227	Decal - Dash (Japan)	1	68	94-5272	Decal - Warning	1
57	3217-29	Nut - Jam	3				
58	3253-19	Washer - Lock	3				
59	219-17	Bulb - Warning Light	4				

# ELECTRICAL SCHEMATIC (Model 07215)







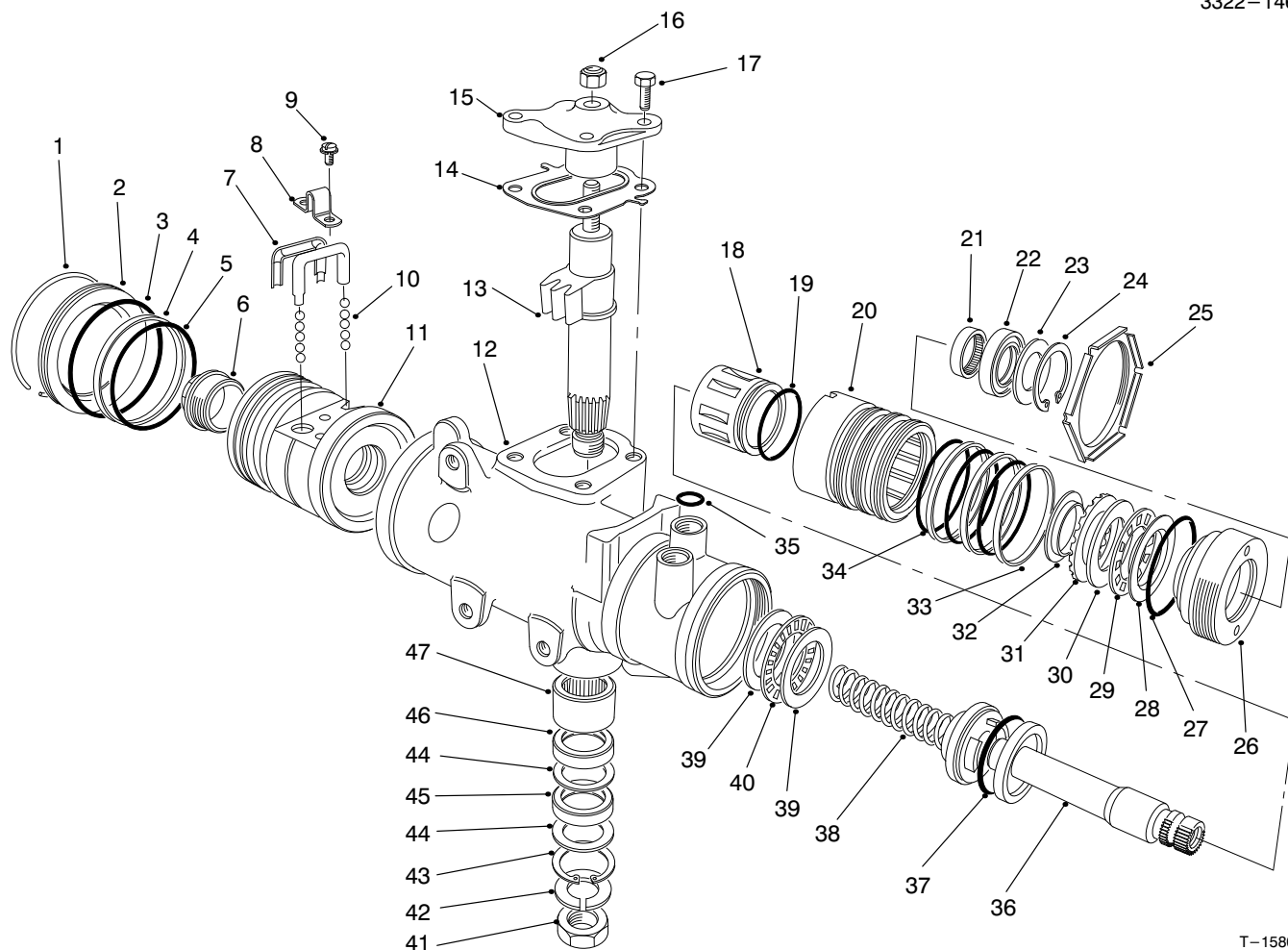
T-2007-1

## STEERING LINKAGE ASSEMBLY

Ref. No.	Part No.	Description	No. Used
1	233-39	Knob	1
2	87-3460	Boot - Tilt Steering	1
3	87-4720	Plate - Steering Boot	1
4	21-9260	Spacer	1
5	3277-1	Nut - Hex.	1
6	48-8070	Washer - Flat	1
7	87-3820	Wheel - Steering	1
8	32144-116	Screw - Pan Head	8
9	87-3750	Cover - Steering Wheel	1
10	43-6550	Ring - Retaining	2
11	92-4153	Assembly - Steering Column (Incl. Ref. #10)	1
12	3290-455	Washer	1
13	3296-59	Nut - Lock	1
14	3253-4	Washer - Lock	4
15	48-7740	Screw - Cap Hex. Hd.	4
16	322-2	Screw - Cap Hex. Hd.	6
19	93-7145	Screw - Cap Hex. Hd.	3
20	87-1500	Steering Gear Assembly (Incl. Ref. #22 & 23)	1
21	87-9640	Arm - Pitman	1

Ref. No.	Part No.	Description	No. Used
22	39-7420	Washer - Lock	1
23	39-7440	Nut - Lock	1
24	93-8988	Boot - Steering Shaft	1
25	87-2280	Bearing	3
26	87-3250	Mount - Bearing	3
27	32128-20	Nut - Flange	6
28	92-4155	Slip Joint Assembly - Upper	1
29	93-8987	Slip Joint Assembly - Lower (Incl. Ref. #24 & 30)	1
30	302-5	Fitting - Grease	1
31	92-4154	Universal Joint Assembly	1
32	3296-42	Nut - Lock	2
33	321-3	Screw - Cap Hex. Hd.	2
34	87-3610	Bracket - Detent	1
35	65-5360	Spring - Extension	1
36	87-3130	Lever - Tilt Steering	1
37	87-7480	Washer - Flat	3
*	87-9160	Lower Shaft Assembly (Incl. Ref. #24 & 28-30)	1
*	87-3120	Steering Column & Shaft (Incl. Ref. #10, 11 & 31)	1

\*Not Illustrated

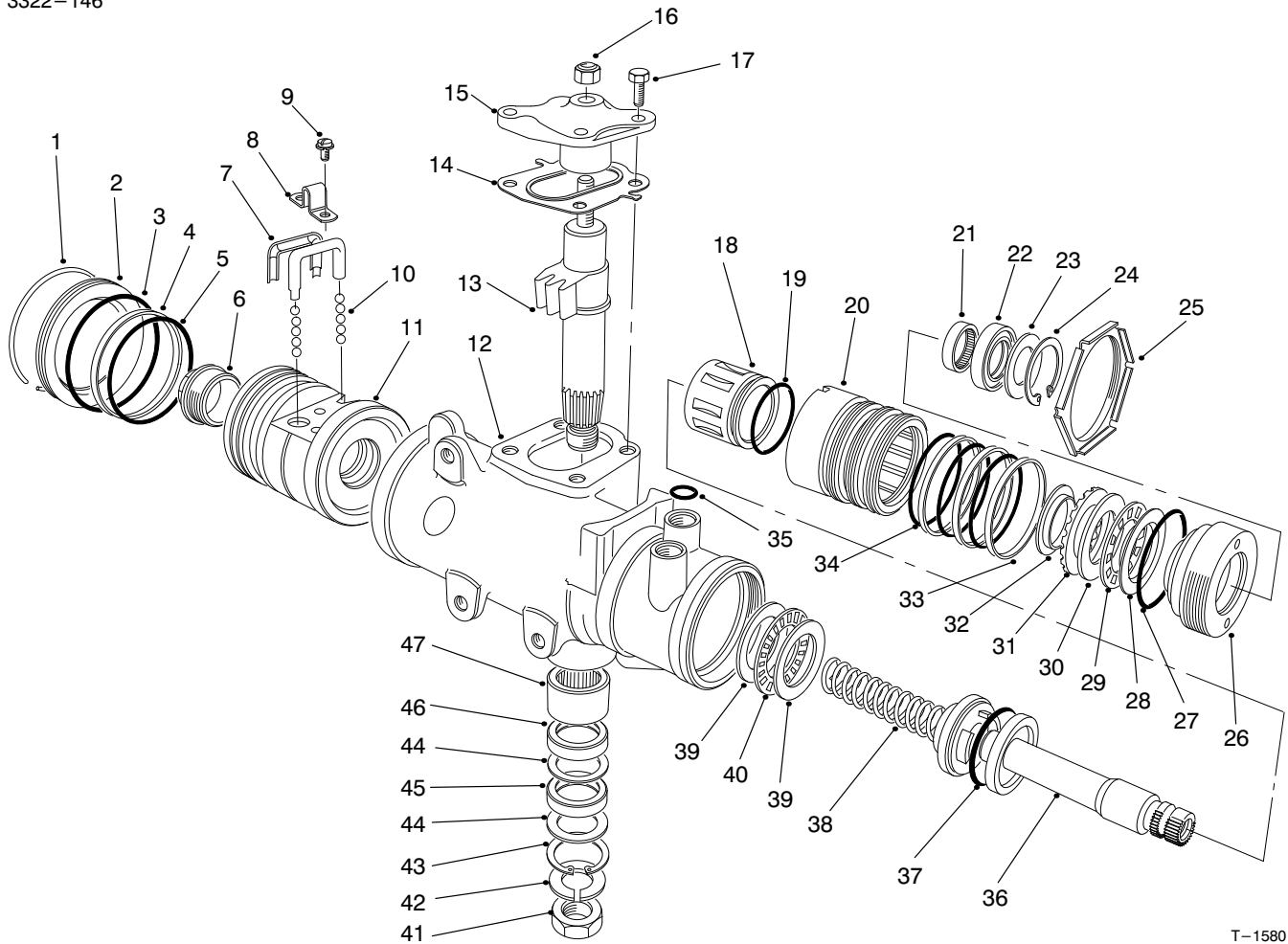


T-1580-2

## STEERING GEAR ASSEMBLY NO. 87-1500

Ref. No.	Part No.	Description	No. Used	Ref. No.	Part No.	Description	No. Used
1		Ring - Retaining	1	24		Ring - Retaining	1
2	92-4165	Plug - Housing End	1	25	92-4159	Nut - Adjuster Plug Lock	1
3		Seal - Housing End Plug	1	26		Plug - Adjuster	1
4		Ring - Rack Piston	1	27	28-8200	O-Ring	1
5		O-Ring, Rack Piston	1	28		Race - Upper Bearing	1
6	18-4340	Plug - Rack Piston End	1	29		Bearing - Roller, Thrust	1
7	92-4168	Return - Guide Ball	2	30		Race - Thrust Bearing	1
8	18-4270	Clamp - Ball Return Guide	1	31		Spacer - Thrust Bearing	1
9	18-4260	Assy. - Screw/Lockwasher	2	32		Retainer - Bearing	1
10	18-5190	Kit - Ball, Recirculating (Consists of 12 each of .2806 Dia. & .2812 Dia. Chrome Balls)	1	33		Ring - Valve Body	3
11		Nut - Rack Piston	1	34		O-Ring	3
12		Housing - Steering Gear	1	35	39-7310	O-Ring	3
13		Gear - Pitman Shaft	1	36		Shaft - Stub	1
14	28-8280	Seal Kit - Side Cover (Incl. Ref. #17)	1	37		O-Ring	1
15		Cover - Housing Side	1	38		Worm - Steering	1
16	28-8220	Nut - Lash Adjuster	1	39		Race - Thrust Bearing	2
17	28-8210	Bolt - Flange Hex. Hd.	4	40		Bearing - Roller, Thrust	1
18		Spool Valve	1	41	39-7440	Nut - Pitman Arm	1
19		O-Ring, Spool Valve	1	42	39-7420	Washer - Lock	1
20		Valve Body	1	43		Ring - Retaining	1
21	92-4169	Bearing - Needle	1	44		Washer - Seal, Backup	2
22		Seal - Stub Shaft	1	45		Seal - Pitman Shaft	1
23		Seal - Stub Shaft Dust	1	46		Seal - Pitman Shaft	1
				47	92-4170	Bearing - Pitman Shaft	1
				*	92-4161	Assembly - Cover Service Housing Side (Incl. Ref. #14-17)	1

\*Not Illustrated



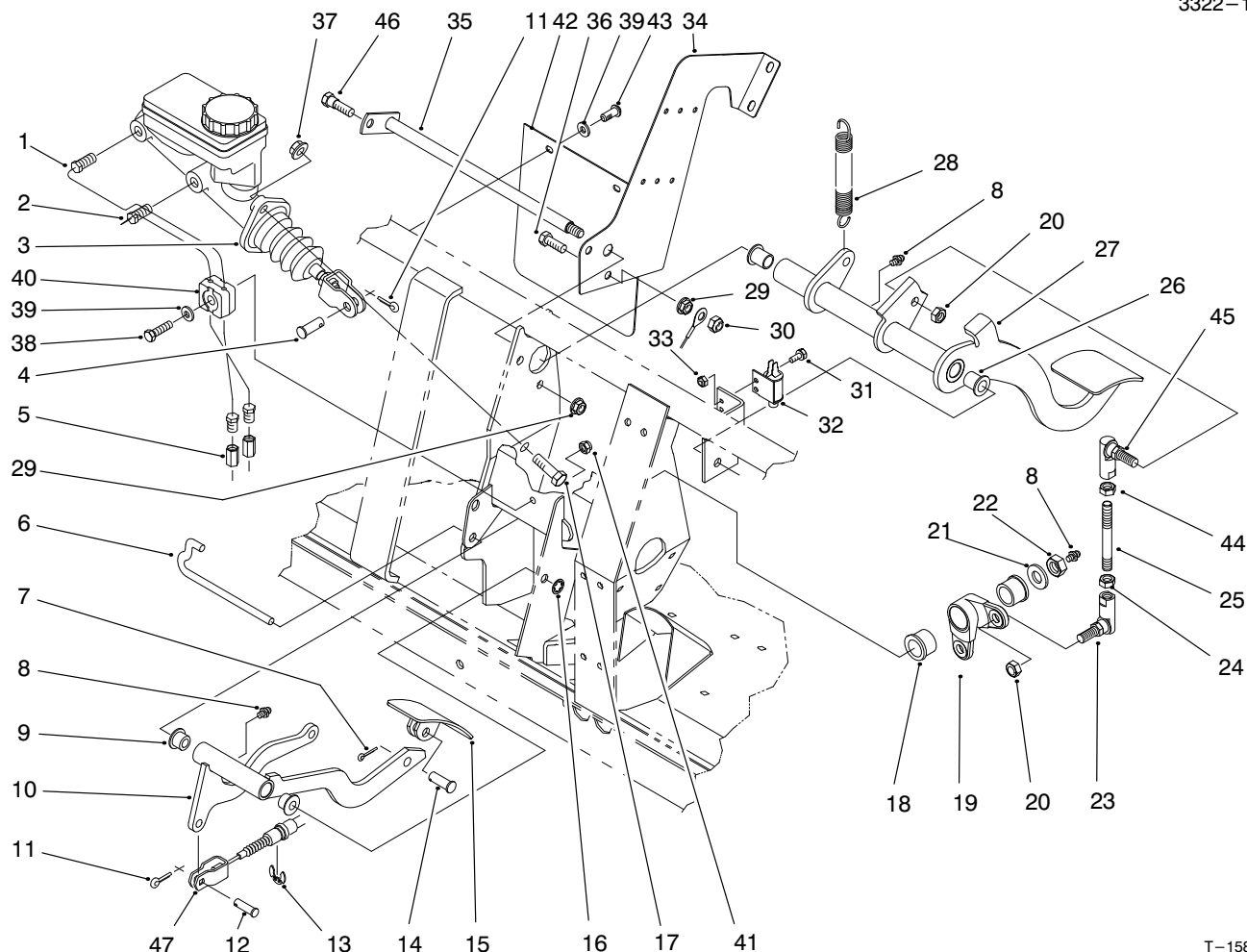
T-1580-2

## STEERING GEAR ASSEMBLY NO. 87-1500

Ref. No.	Part No.	Description	No. Used
*	28-8270	Seal Service Kit - End Plug (Incl. Ref. #1 & 3)	1
*	28-8290	Seal Service Kit Rack/Piston (Incl. Ref. #4 & 5)	1
*	18-5180	Bearing Kit - Lower Thrust (Incl. Ref. #39-40)	1
*	98-2962	Seal Kit - Pitman Shaft (Incl. Ref. #43-46)	1
*	18-5170	Seal Kit - Valve Ring (Incl. Ref. #19, 33, 34 & 37)	1
*	92-4163	Assy. - Steering Housing (Incl. Ref. #12 & 43-47)	1
*	92-4167	Assembly - Plug Service (Incl. Ref. #22-24 & 27)	1

Ref. No.	Part No.	Description	No. Used
*	92-4162	Pitman Shaft - Gear Service (Incl. Ref. #13-14 & 17)	1
*	92-4158	Valve Assy. - Hyd. Gear (Incl. Ref. #18-20, 33, 34, 36 & 37)	1
*	92-4160	Bearing Service Kit - Upper (Incl. Ref. #28-32)	1
*	92-4166	Rack/Piston/Nut Assembly (Incl. Ref. #1-11 & 38)	1
*	92-4164	Plug Assy. - Service Adjust. (Incl. Ref. #21-24 & 26-32)	1
*	87-1500	Steering Gear (Complete)	1

\*Not Illustrated

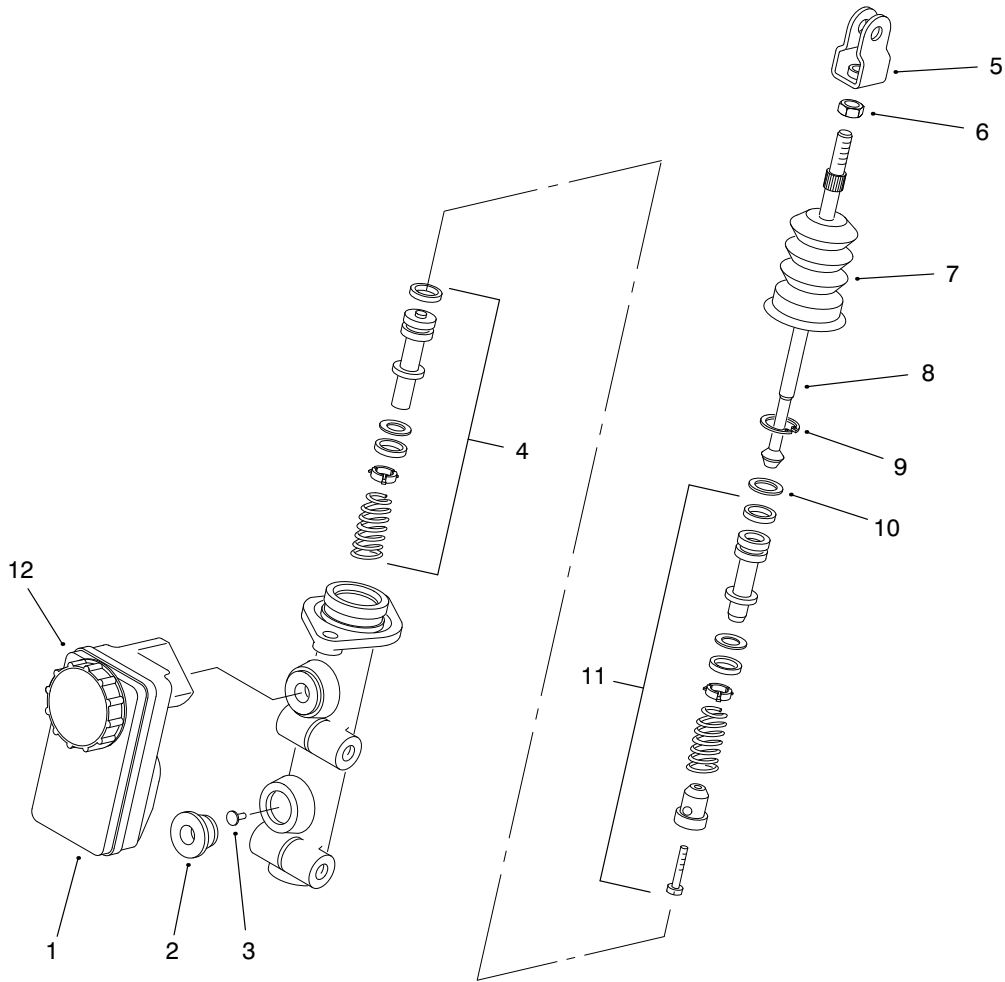


T-1585-2

## BRAKE & ACCELERATOR PEDAL ASSEMBLY

Ref. No.	Part No.	Description	No. Used
1	94-3814	Tube - Hydraulic	1
2	94-3815	Tube - Hydraulic	1
3	94-3800	Master Cylinder Assembly	1
4	283-2	Pin - Clevis	1
5	87-3570	Union - Brake Line	2
6	87-2880	Shaft - Accelerator Pedal	1
7	3272-6	Pin - Cotter	1
8	302-5	Fitting - Grease	3
9	256-259	Bushing - Flange	2
10	93-8961	Arm - Accelerator Pedal	1
11	3272-10	Pin - Cotter	2
12	283-30	Pin - Clevis	1
13	32120-47	Ring - E	1
14	283-85	Pin - Clevis	1
15	93-8969	Pedal - Accelerator	1
16	32151-56	Ring - Retaining	1
17	323-7	Screw - Cap Hex. Hd.	2
18	256-247	Bushing - Flange	2
19	94-5223	Bell Crank	1
20	3296-6	Nut - Lock	2
21	3256-26	Washer - Flat	1
22	3296-23	Nut - Lock	1
23	68-3840	Ball Joint	1
24	3220-3	Nut - Hex. Jam	1

Ref. No.	Part No.	Description	No. Used
25	94-5299	Rod - Link	1
26	256-155	Bushing - Flange	2
27	93-8965	Pedal - Brake	1
28	76-9430	Spring - Extension	1
29	32128-20	Nut - Flange Lock	2
30	3296-29	Nut - Lock	1
31	3290-321	Screw - Hex. Flange Hd.	2
32	55-7120	Switch - Brake Light	1
33	3296-2	Nut - Lock	2
34	94-3821	Plate - Center, Frame	1
35	95-7394	Shaft - Brake	1
36	322-5	Screw - Cap Hex. Hd.	1
37	3290-357	Nut - Flange	2
38	321-9	Screw - Cap Hex. Hd.	1
39	3256-22	Washer - Flat	3
40	87-7660	Clamp - Tube	2
41	3296-42	Nut - Lock	1
42	94-5221	Flap - Master Cylinder	1
43	87-6620	Screw - Torx Pan Hd.	2
44	3220-16	Nut - Hex. Jam	1
45	68-3841	Ball Joint Assembly	1
46	28-0540	Bolt - Shoulder	1
47	93-7098	Cable - Accelerator	1

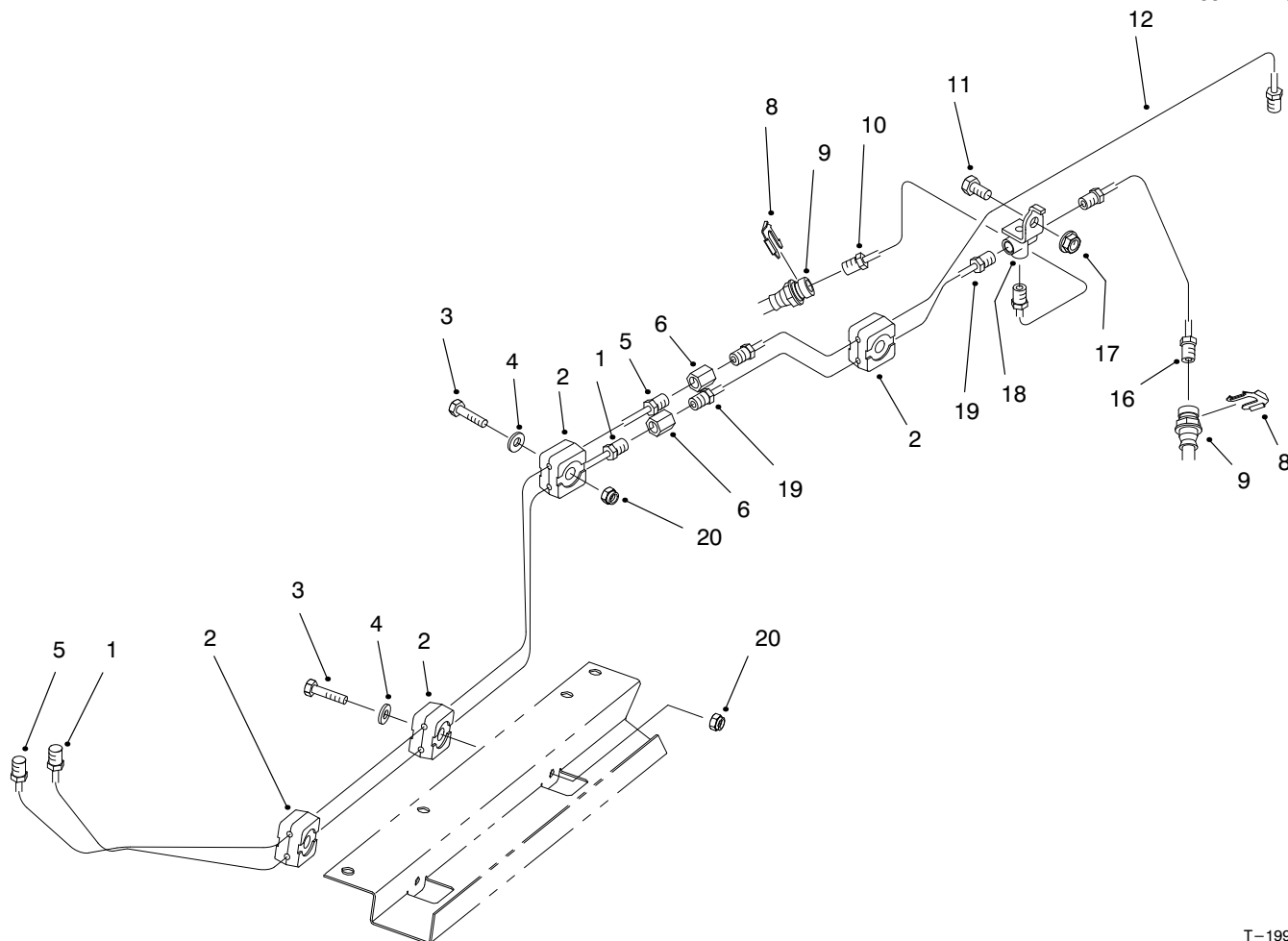


T-2339-1

## MASTER BRAKE CYLINDER NO. 94-3800

Ref. No.	Part No.	Description	No. Used
1	87-3040	Reservoir - Master Cylinder (Incl. Ref. #12)	1
2	93-8971	Seal - Port, Flange	2
3	92-4103	Pin - Stop	1
4	92-4102	Secondary Piston Assembly	1
5	92-4110	Clevis	1
6	21-0360	Nut - Hex.	1

Ref. No.	Part No.	Description	No. Used
7	94-5209	Cover - Dust	1
8	94-5210	Rod - Push	1
9	92-4109	Circlip	1
10	92-4108	Washer - Retainer	1
11	92-4101	Primary Piston Assembly	1
12	92-4112	Cap Assembly	1

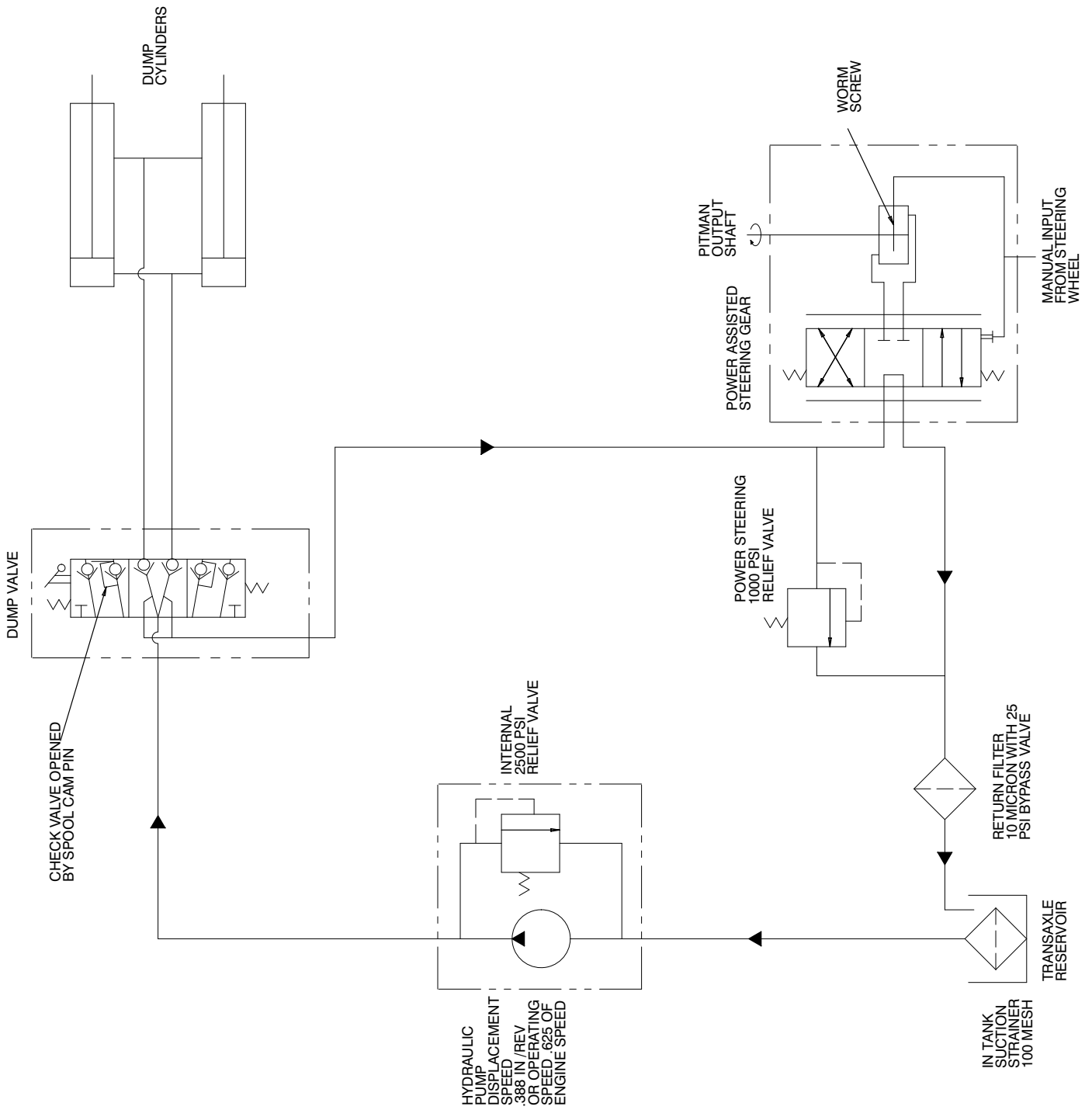


T-1990-1

## HYDRAULIC BRAKE LINE ROUTING ASSEMBLY

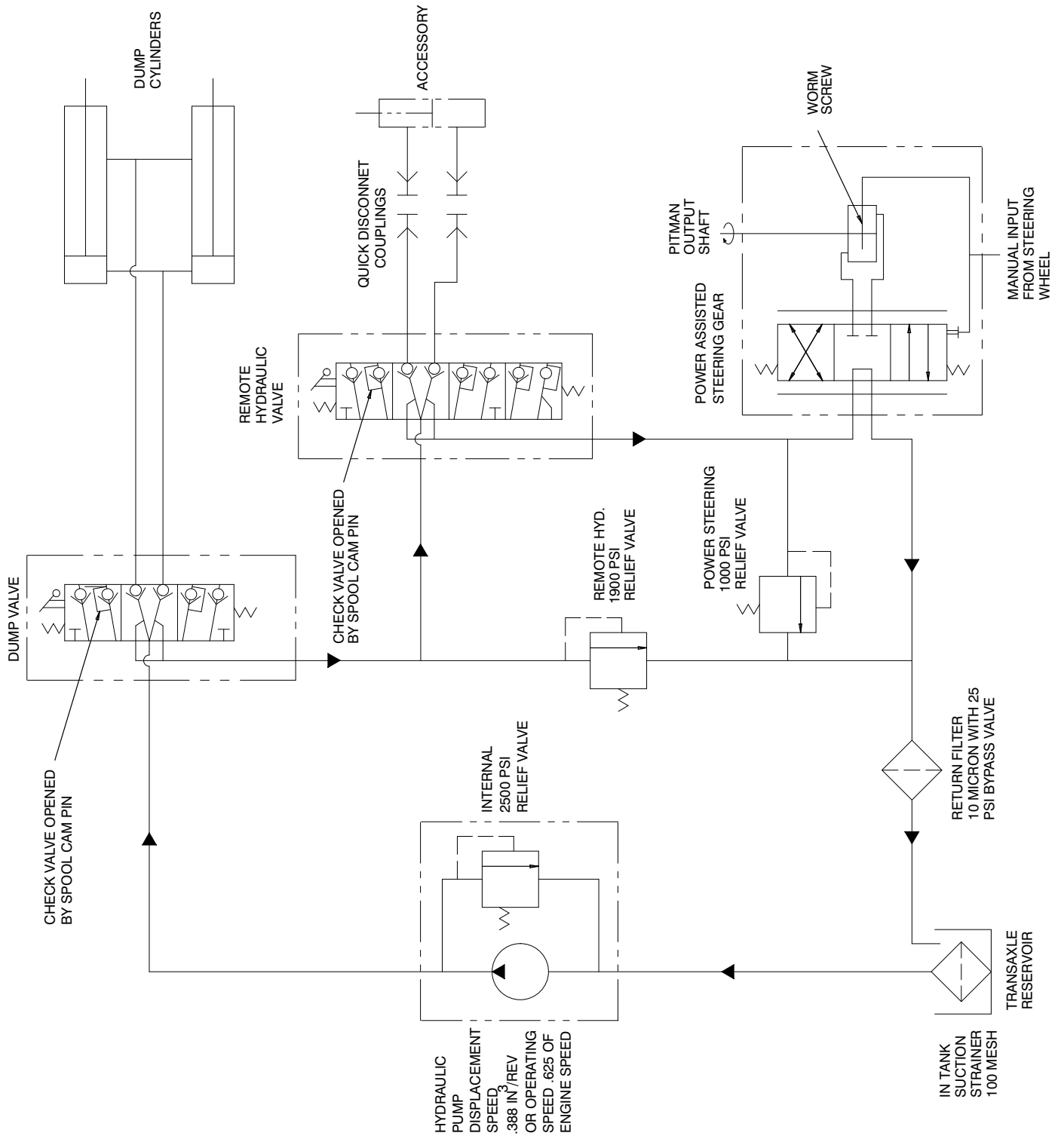
Ref. No.	Part No.	Description	No. Used	Ref. No.	Part No.	Description	No. Used
1	94-3820	Tube - Brake Front	1	10	93-7081	Tube - Brake Front RH	1
2	87-7660	Clamp - Brake Line	8	11	322-2	Screw - Cap Hex. Hd.	1
3	321-9	Screw - Cap Hex. Hd.	4	12	94-3842	Tube - Brake Rear	1
4	3256-22	Washer - Flat	5	16	93-7082	Tube - Brake Front LH	1
5	94-3819	Tube - Brake Rear	1	17	32128-20	Nut - Flange	1
6	87-3570	Fitting - Union	2	18	87-3560	Tee - Brake Line	1
8	87-3580	Retainer - Brake Hose	2	19	93-7085	Tube - Brake Front	1
9	93-7059	Hose - Brake Front	2	20	3296-42	Nut - Lock	4

# HYDRAULIC SCHEMATIC (Model 07215)

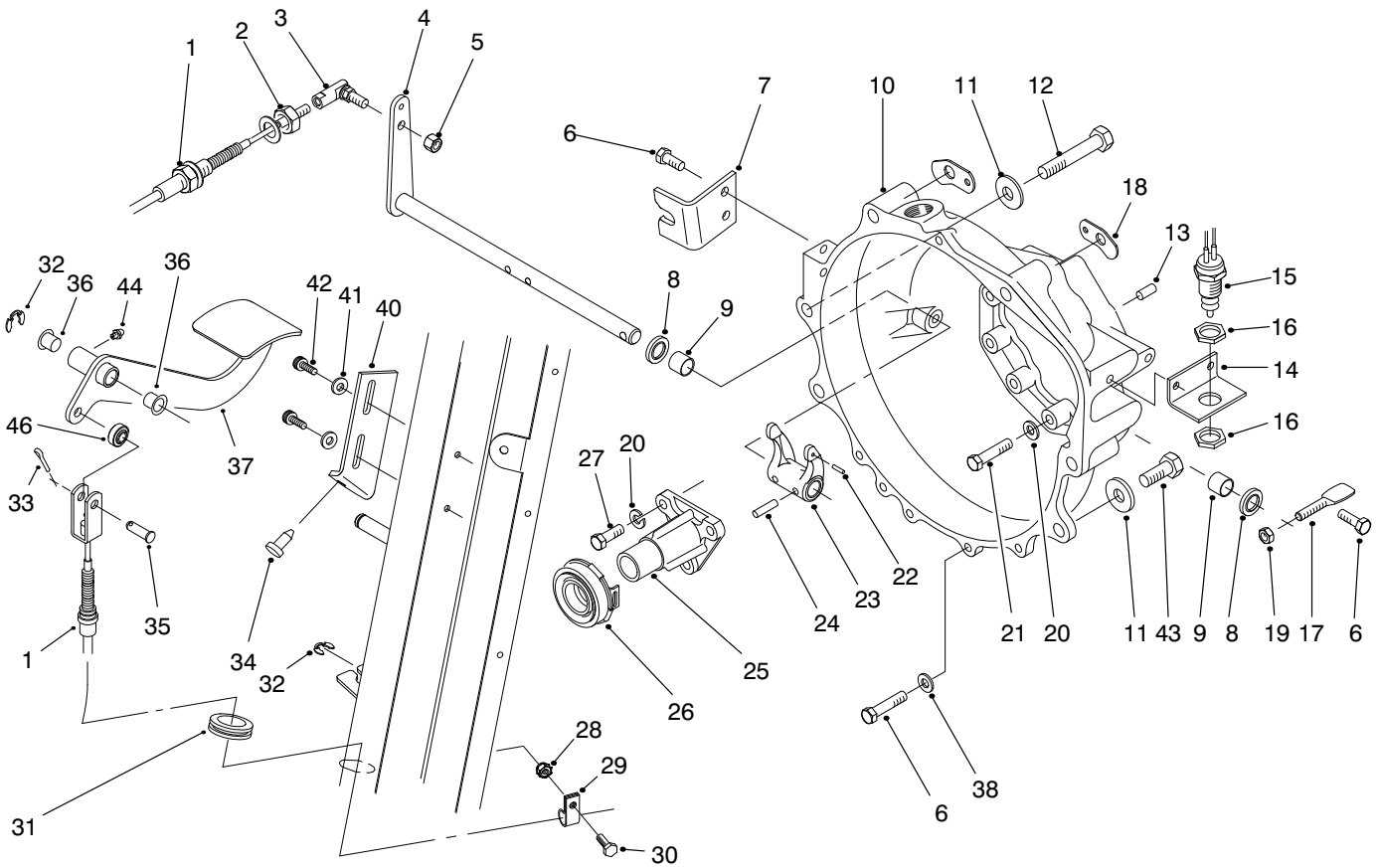


# HYDRAULIC SCHEMATIC (Model 07215TC)

3322-146



T-2620

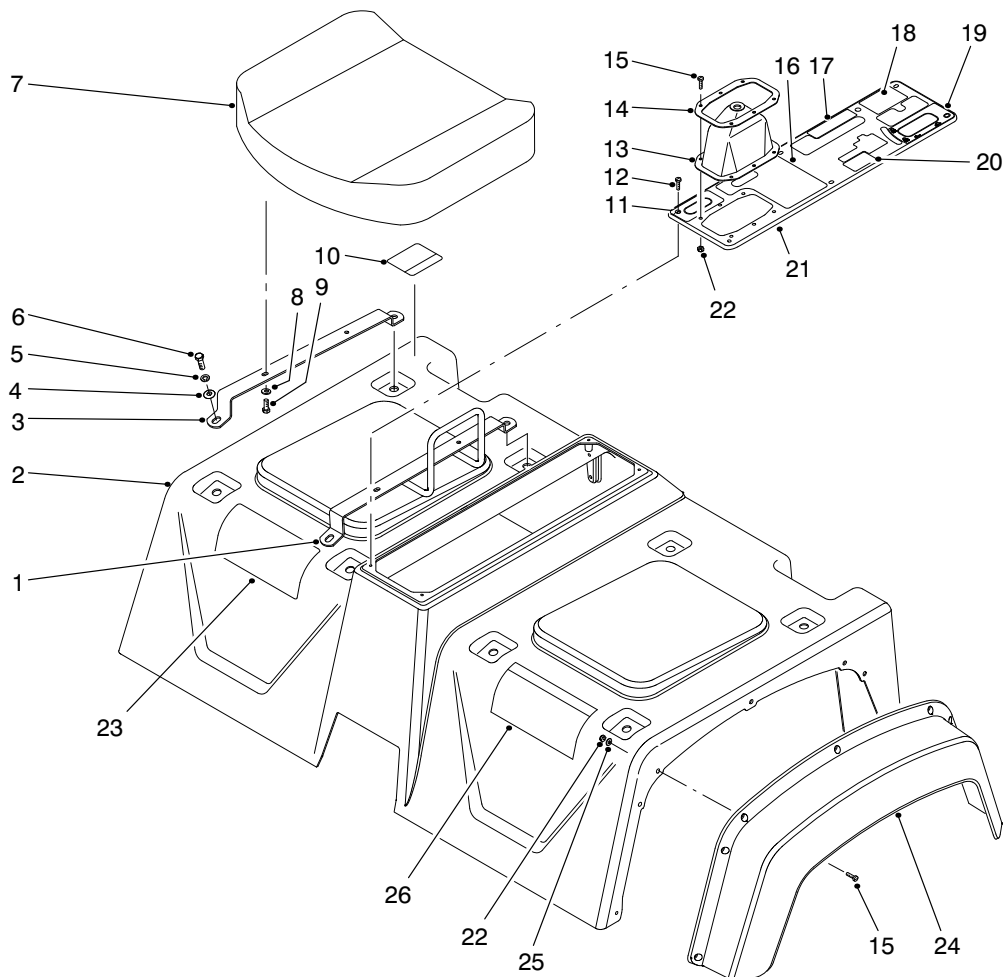


T-1658-3

## CLUTCH LINKAGE ASSEMBLY

Ref. No.	Part No.	Description	No. Used
1	99-1204	Clutch Cable Assembly (Incl. Ref. #2)	1
2	3220-2	Nut - Jam	1
3	2411-33	Joint - Ball	1
4	87-5280	Shaft - Release	1
5	3296-4	Nut - Lock	1
6	33114-020	Screw - Cap Hex. Hd.	8
7	87-8471	Bracket - Clutch	1
8	87-1920	Seal - Shaft	2
9	87-3770	Bushing - Sleeve	2
10	93-7120	Housing - Bell	1
11	3256-5	Washer - Flat	4
12	3215-2	Screw - Cap Hex. Hd.	5
13	87-1910	Pin - Alignment	2
14	87-5350	Bracket - Switch	1
15	87-5490	Switch - Neutral	1
16	3218-20	Nut - Jam	2
17	87-5360	Lever	1
18	87-6410	Bracket - Harness	2
19	3296-29	Nut - Lock	1
20	42-9850	Washer - Lock	12
21	33114-040	Screw - Cap Hex. Hd.	9
22	32121-7	Pin - Roll	1

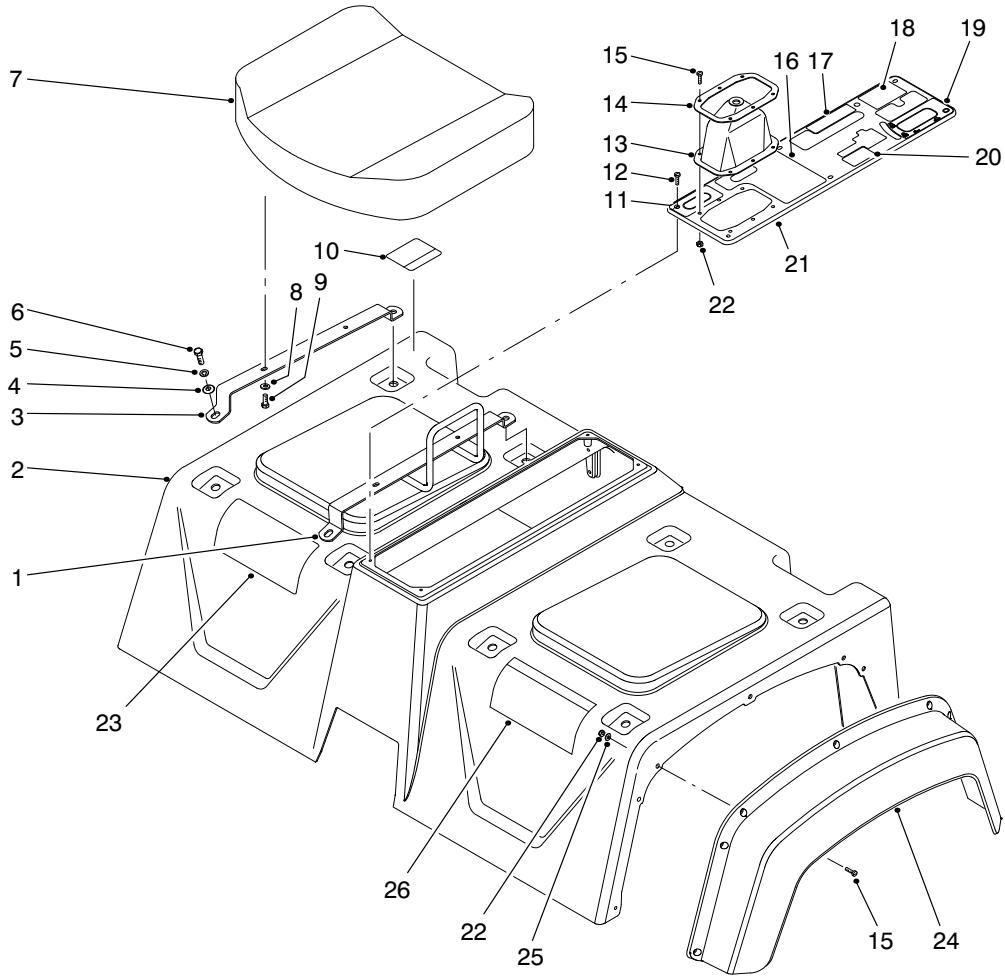
Ref. No.	Part No.	Description	No. Used
23	87-5300	Fork - Clutch	1
24	32121-24	Pin - Roll	2
25	87-5320	Guide - Release	1
26	87-2100	Bearing - Release	1
27	33114-025	Screw - Cap Hex. Hd.	3
28	32128-33	Nut - Flange Lock	1
29	2412-89	Clamp - R	1
30	321-4	Screw - Cap Hex. Hd.	1
31	240-5	Grommet	1
32	32120-47	Ring - E	2
33	3272-10	Pin - Cotter	1
34	87-8460	Bumper	1
35	283-75	Pin - Clevis	1
36	256-156	Bushing - Flange	2
37	99-1199	Pedal - Clutch	1
38	3256-23	Washer - Lock	4
40	87-8710	Tab - Clutch	1
41	3256-22	Washer - Flat	2
42	87-6620	Screw - Torx Hd.	2
43	42-9250	Screw - Cap Hex. Hd.	2
44	302-5	Fitting - Grease	1
46	99-1202	Rod End	1



T-2622

## SEAT BASE ASSEMBLY

Ref. No.	Part No.	Description	No. Used	Ref. No.	Part No.	Description	No. Used
1	87-6890	Hold - Hand	1	18	92-2609	Decal - Remote Hyd.	1
2	92-4199	Skirt Assembly (Incl. Ref. #10 & 26)	1	18	93-9866	Decal - Remote Hyd. (Europe)	1
3	87-3800	Bracket - Seat Bottom	3	18	92-5346	Decal - Remote Hyd. (Japan)	1
4	3256-23	Washer - Flat	4	19	87-6010	Decal - Dump Hyd.	1
5	3253-4	Washer - Lock	8	19	93-9444	Decal - Dump Hyd. (Europe)	1
6	322-5	Screw - Cap Hex. Hd.	8	19	92-5353	Decal - Dump Hyd. (Japan)	1
7	87-5060	Cushion - Seat Bottom	2	20	87-6020	Decal - Brake	1
8	3256-22	Washer - Flat	8	20	93-9443	Decal - Brake (Europe)	1
9	321-4	Screw - Cap Hex. Hd.	8	20	92-5304	Decal - Brake (Japan)	1
10	87-5930	Decal - Caution	1	21	87-8080	Console Plate Assembly (Incl. Ref. #11 & 16-20)	1
10	93-9448	Decal - Caution (Europe)	1	22	3296-2	Nut - Lock	20
10	92-5325	Decal - Caution (Japan)	1	23	99-1218	Decal - Quick Ref.	1
11	87-5960	Decal - Axle	1	23	99-9358	Decal - Quick Ref. (NL)	1
11	93-9857	Decal - Axle (Europe)	1	23	99-9360	Decal - Quick Ref. (F)	1
11	92-5318	Decal - Axle (Japan)	1	23	99-9361	Decal - Quick Ref. (D)	1
12	32144-52	Screw - Hex. Hd.	6	23	99-9362	Decal - Quick Ref. (I)	1
13	87-8620	Boot - Shift	1	23	99-9366	Decal - Quick Ref. (ES)	1
14	87-3760	Plate - Shift Boot	1	23	99-9367	Decal - Quick Ref. (S)	1
15	3250-13	Screw - Hex. Hd.	20	23	99-9357	Decal - Quick Ref. (DK)	1
16	87-5970	Decal - PTO	1	23	99-9359	Decal - Quick Ref. (SF)	1
16	93-9861	Decal - PTO (Europe)	1	23	99-9364	Decal - Quick Ref. (N)	1
16	92-5360	Decal - PTO (Japan)	1	23	99-9365	Decal - Quick Ref. (P)	1
17	87-6000	Decal - Differential	1				
17	93-9430	Decal - Differential (Europe)	1				
17	92-5311	Decal - Differential (Japan)	1				

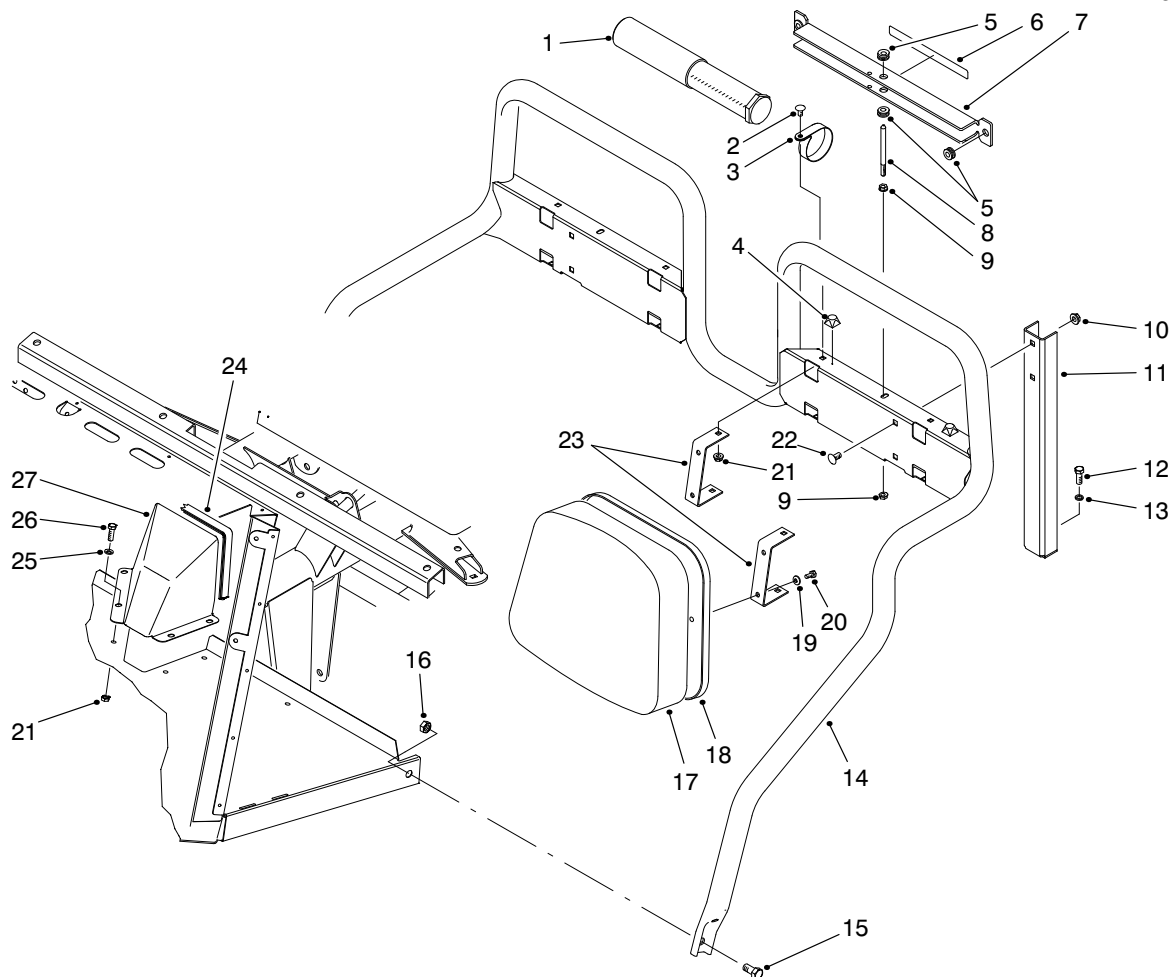


T-2622

## SEAT BASE ASSEMBLY

Ref. No.	Part No.	Description	No. Used
23	99-9363	Decal - Quick Ref. (Japan)	1
24	87-9480	Fender - Front	2
25	3256-61	Washer - Flat	14

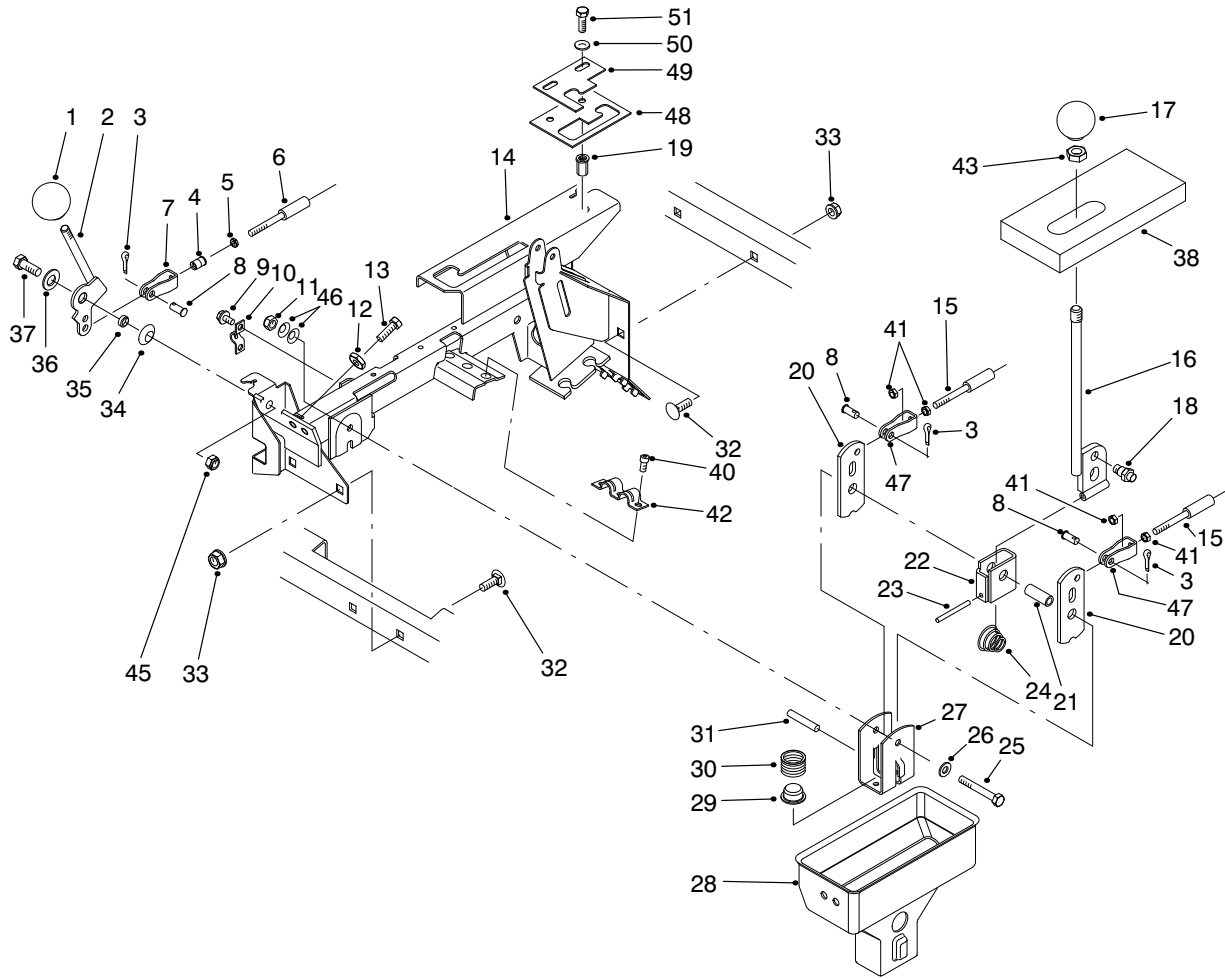
Ref. No.	Part No.	Description	No. Used
26	87-5920	Decal - Danger	1
26	93-9860	Decal - Danger (Europe)	1
26	92-6408	Decal - Danger (Japan)	1



T-2009-1

## SEAT BACK ASSEMBLY

Ref. No.	Part No.	Description	No. Used	Ref. No.	Part No.	Description	No. Used
1	74-0720	Tube - Manual	1	13	3253-21	Washer - Lock	2
2	3230-18	Bolt - Carriage	8	14	87-6170	Frame - Seat	1
3	2412-133	Clamp - R	2	15	325-4	Screw - Cap Hex. Hd.	2
4	111071	Bumper	2	16	3296-23	Nut - Lock	2
5	92-5972	Grommet	4	17	87-6290	Cushion - Seat Back	2
6	87-7930	Decal - Danger	1	18	87-6280	Plate - Seat Back	2
6	93-9852	Decal - Danger (Europe)	1	19	3256-22	Washer - Flat	8
6	92-6415	Decal - Danger (Japan)	1	20	321-4	Screw - Cap Hex. Hd.	8
7	87-7950	Bed Support Assembly (Incl. Ref. #5 & 6)	1	21	32128-20	Nut - Flange Lock	12
8	87-7940	Stud	1	22	3231-21	Bolt - Carriage	4
9	32128-44	Nut - Flange Lock	2	23	87-6240	Bracket - Seat Back	4
10	3290-357	Nut - Flange Lock	4	24	87-9660	Trim	1
11	87-2510	Bracket - Seat Frame	2	25	3256-23	Washer - Flat	4
12	323-6	Screw - Cap Hex. Hd.	2	26	322-3	Screw - Cap Hex. Hd.	4
				27	87-9650	Cover - Steering Gear	4

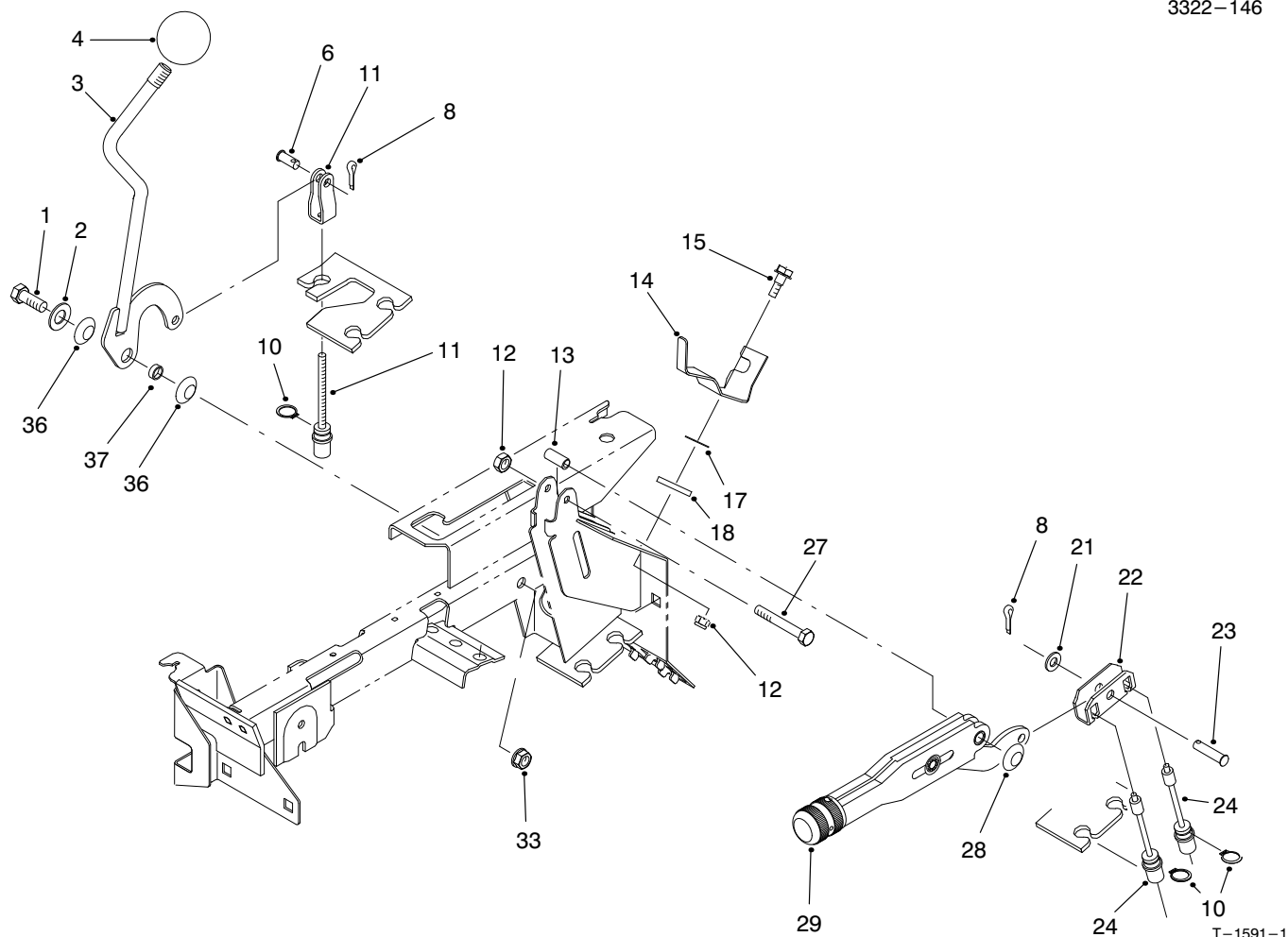


T-2629

## HI-LO & SHIFT LEVER ASSEMBLIES

Ref. No.	Part No.	Description	No. Used
1	233-37	Knob	1
2	87-4350	Lever - Hi-Lo	1
3	3272-6	Pin - Cotter	3
4	32148-15	Insert - Threaded	1
5	3219-14	Nut	1
6	93-7106	Hi-Lo Cable Assembly (Incl. Ref. #5)	1
7	87-7160	Assembly - Clevis, Cable (Incl. Ref. #4)	1
8	283-62	Pin - Clevis	3
9	32144-4	Screw - Hex. Washer Hd.	2
10	87-4340	Clamp - Cable	1
11	3296-58	Nut - Lock	1
12	3220-3	Nut - Jam	2
13	3211-8	Screw - Cap Hex. Hd.	2
14	94-5202	Lever Support Assembly (Incl. Ref. #19)	1
15	93-7105	Cable Assembly (Incl. Ref. #41)	2
16	87-2040	Lever - Shift	1
17	87-6720	Knob	1
18	87-3650	Pin - Shift	1
19	32148-7	Nut - Clinch	2
20	87-3540	Link - Shift	2
21	87-2520	Tube - Pivot	1
22	87-6040	Bracket - Shifter	1
23	32121-48	Pin - Roll	1
24	87-2900	Spring - Compression	1

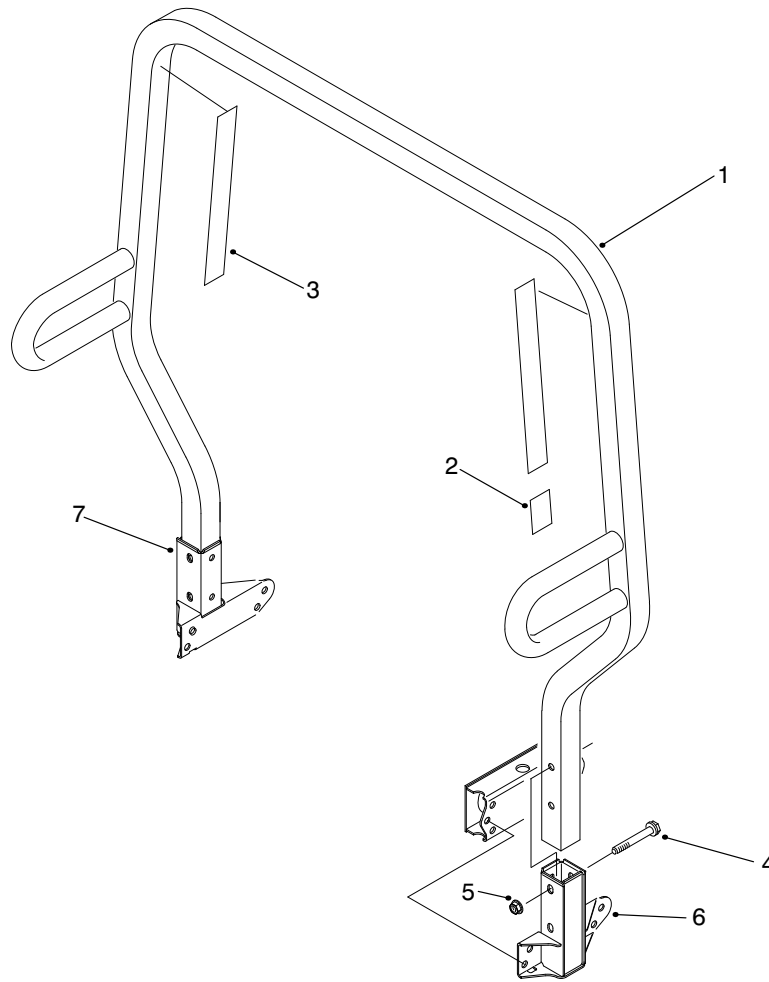
Ref. No.	Part No.	Description	No. Used
25	322-12	Screw - Cap Hex. Hd.	1
26	87-8640	Washer - Flat	1
27	87-3520	Clevis	1
28	87-2260	Boot - Shift Lower	1
29	87-3530	Button - Shifter	1
30	87-3660	Spring - Compression	1
31	3290-507	Pin - Dowel	1
32	3231-21	Bolt - Carriage	4
33	3290-357	Nut - Flange Lock	4
34	3290-221	Washer - Spring	1
35	76-9100	Spacer - Hi-Lo Lever	1
36	49-9150	Washer - Flat	1
37	323-6	Screw - Cap Hex. Hd.	1
38	87-6570	Foam - Seal	1
40	65-5220	Screw - Hex. Socket Hd.	3
41	3220-1	Nut - Jam	4
42	87-4960	Clamp - Cable	1
43	3218-18	Nut - Jam	1
45	3296-39	Nut - Lock	1
46	3290-456	Washer - Belleville	2
47	87-2310	Clevis - Cable	2
48	87-4670	Plate Detent Lower (Model 07215TC)	1
49	87-4680	Plate - Detent Upper (Model 07215TC)	1
50	3256-23	Washer - Flat	2
51	322-5	Screw - Cap Hex. Hd.	2



## DIFFERENTIAL LOCK & PARKING BRAKE ASSEMBLIES

Ref. No.	Part No.	Description	No. Used
1	323-6	Screw - Cap Hex. Hd.	1
2	49-9150	Washer - Flat	1
3	87-5030	Lever - Differential Lock	1
4	233-48	Knob	1
6	283-62	Pin - Clevis	1
8	3272-6	Pin - Cotter	1
10	32120-47	Ring - Retaining	3
11	87-4460	Differential Lock Cable	1
12	3296-42	Nut - Lock	1
13	87-4710	Spacer - Barking Brake	1
14	87-6640	Lever - Dump Stop	1
15	42-3560	Screw - Shoulder	1

Ref. No.	Part No.	Description	No. Used
17	3290-478	Washer - Belleville	1
18	71-5320	Washer - Flat	1
21	3256-23	Washer - Flat	1
22	87-3480	Plate - Brake Equalizer	1
23	94-3829	Pin - Clevis	1
24	87-8240	Cable - Parking Brake	2
27	321-9	Screw - Cap Hex. Hd.	1
28	3290-477	Washer - Curved	1
29	87-2710	Lever - Parking Brake	1
33	3296-39	Nut - Lock	1
36	3290-221	Washer - Spring	2
37	76-2290	Spacer	1

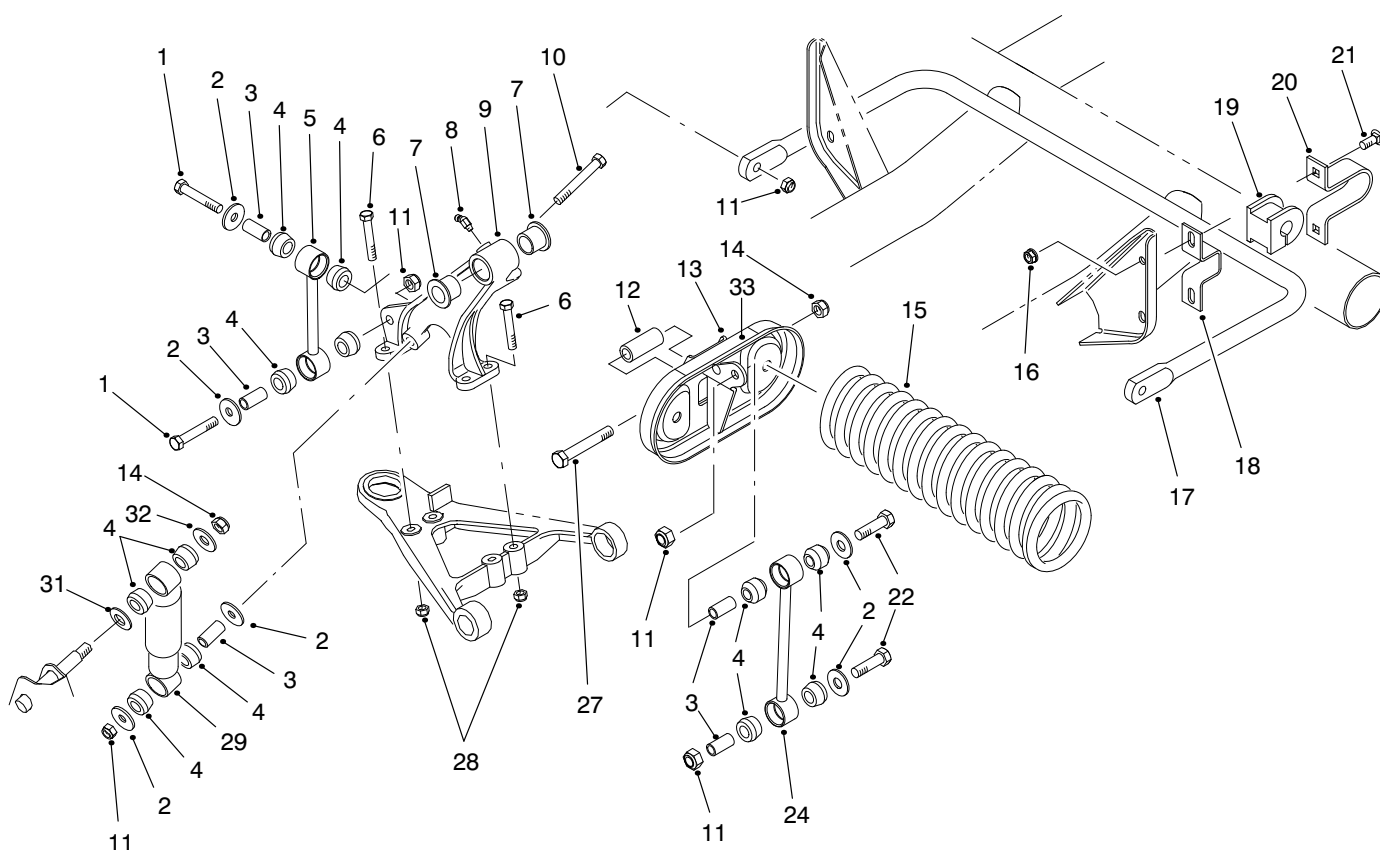


T-1592-1

### R.O.P.S. ASSEMBLY

Ref. No.	Part No.	Description	No. Used
1	87-7090	Assembly - Frame, R.O.P.S. (Incl. Ref. #2 & 3)	1
2	87-5940	Decal - Rollover	1
2	93-9850	Decal - Rollover (Europe)	1
2	92-5388	Decal - Rollover (Japan)	1

Ref. No.	Part No.	Description	No. Used
3	87-5980	Decal - ROPS	2
3	93-9859	Decal - ROPS (Europe)	2
3	92-5381	Decal - ROPS (Japan)	2
4	3234-40	Screw - Hex. Flange Hd.	4
5	32128-23	Nut - Flange Lock	4
6	87-6950	Receiver - LH	1
7	87-6960	Receiver - RH	1

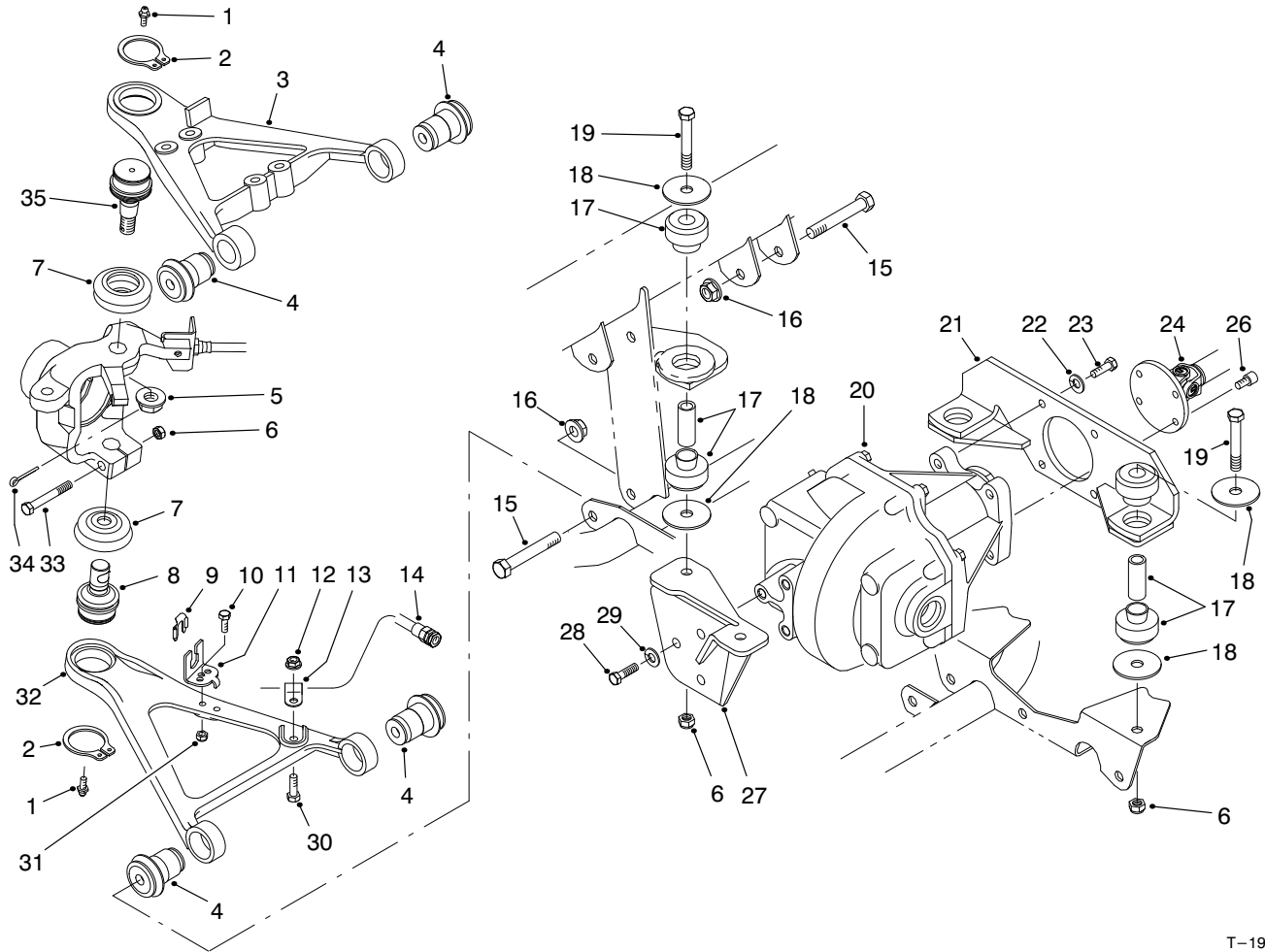


T-1593-1

## FRONT SUSPENSION ASSEMBLY

Ref. No.	Part No.	Description	No. Used	Ref. No.	Part No.	Description	No. Used
1	324-10	Screw - Cap Hex. Hd.	4	16	3290-357	Nut - Flange Lock	4
2	87-5330	Washer	8	17	87-3850	Bar - Anti-Sway	1
3	87-3600	Spacer	10	18	87-3890	Bracket - Anti-Sway Bar	2
4	87-3920	Bushing - Rubber	16	19	87-3910	Bushing - Anti-Sway Bar	2
5	87-3860	Link - Anti-Sway Bar	2	20	87-4010	Clamp - Anti-Sway Bar	2
6	323-12	Screw - Cap Hex. Hd.	8	21	3231-25	Bolt - Carriage	4
7	33-3090	Bushing - Flange	4	22	324-9	Screw - Cap Hex. Hd.	4
8	302-11	Fitting - Grease	1	24	87-2480	Link - Stabilizer	2
9	87-0150	Tower - Control Arm RH	1	27	325-13	Screw - Cap Hex. Hd.	4
*	87-0160	Tower - Control Arm LH	1	28	3296-39	Nut - Lock	8
10	324-13	Screw - Cap Hex. Hd.	2	29	87-3110	Absorber - Shock	2
11	3296-48	Nut - Lock	10	31	3256-27	Washer - Flat	2
12	87-2500	Sleeve - Spring Pivot	2	32	3256-6	Washer - Flat	2
13	87-7150	Assembly - Cradle, Spring (Incl. Ref. #33)	2	33	44-0760	Decal - Warning	2
14	3296-23	Nut - Lock	4	33	93-9879	Decal - Warning (Europe)	2
15	87-0690	Spring - Compression	2	33	92-6493	Decal - Warning (Japan)	2

\*Not Illustrated



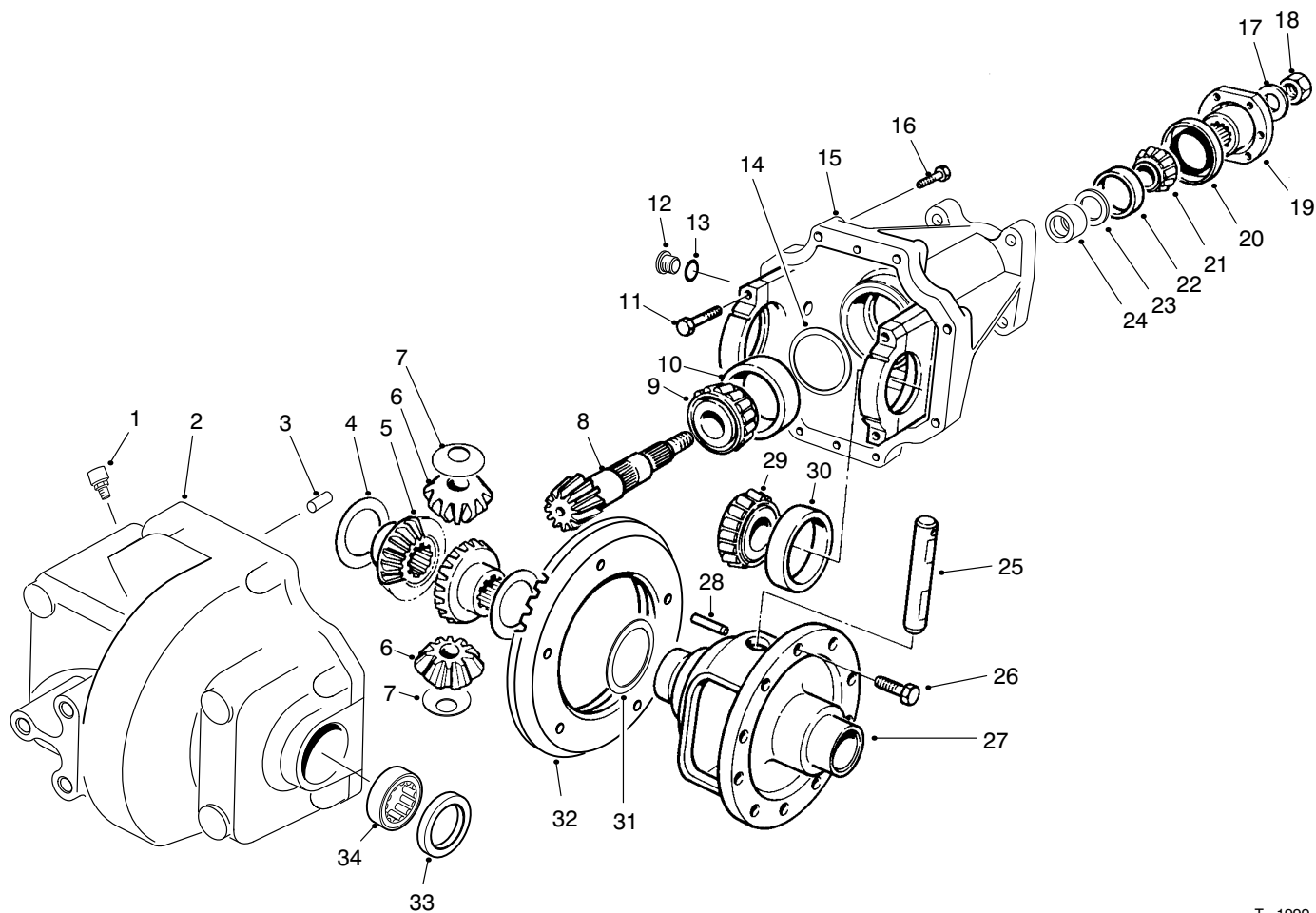
T-1991-1

## FRONT SUSPENSION CONTROL ARM ASSEMBLY

Ref. No.	Part No.	Description	No. Used
1	302-5	Fitting - Grease	4
2	32151-104	Ring - Retaining	4
3	93-7135	Arm - Control Upper RH	1
*	93-7133	Arm - Control Upper LH	1
4	87-1450	Bushing - Flange	8
5	32136-2	Nut - Hex. Slotted	2
6	3296-48	Nut - Lock	6
7	87-2420	Seal - Ball Joint	4
8	93-7052	Joint - Lower Ball	2
9	87-3580	Retainer	2
10	321-6	Screw - Cap Hex. Hd.	2
11	93-7070	Bracket - Brake Hose	2
12	32128-20	Nut - Lock	2
13	2412-10	Clamp - R	2
14	93-7059	Hose - Brake Front	2
15	325-13	Screw - Cap Hex. Hd.	8
16	3296-23	Nut - Hex.	8
17	87-4970	Engine Mount Assembly	4

Ref. No.	Part No.	Description	No. Used
18	87-5100	Washer - Snubbing	8
19	324-12	Screw - Cap Hex. Hd.	4
20	93-7054	Front Differential Assembly	1
21	93-7074	Mount - Differential Rear	1
22	3253-21	Washer - Lock	4
23	323-7	Screw - Cap Hex. Hd.	4
24	93-7116	Differential Driveshaft Assy.	1
26	3274-97	Screw - Socket Hex. Hd.	6
27	93-7118	Bracket - Differential Front	1
28	324-5	Screw - Cap Hex. Hd.	3
29	3253-6	Washer - Lock	3
30	322-5	Screw - Cap Hex. Hd.	2
31	3296-42	Nut - Lock	2
32	87-0210	Arm - Control Lower RH	1
*	87-0220	Arm - Control Lower LH	1
33	324-11	Screw - Cap Hex. Hd.	2
34	3272-11	Pin - Cotter	2
35	87-1430	Joint - Upper Ball	2

\*Not Illustrated

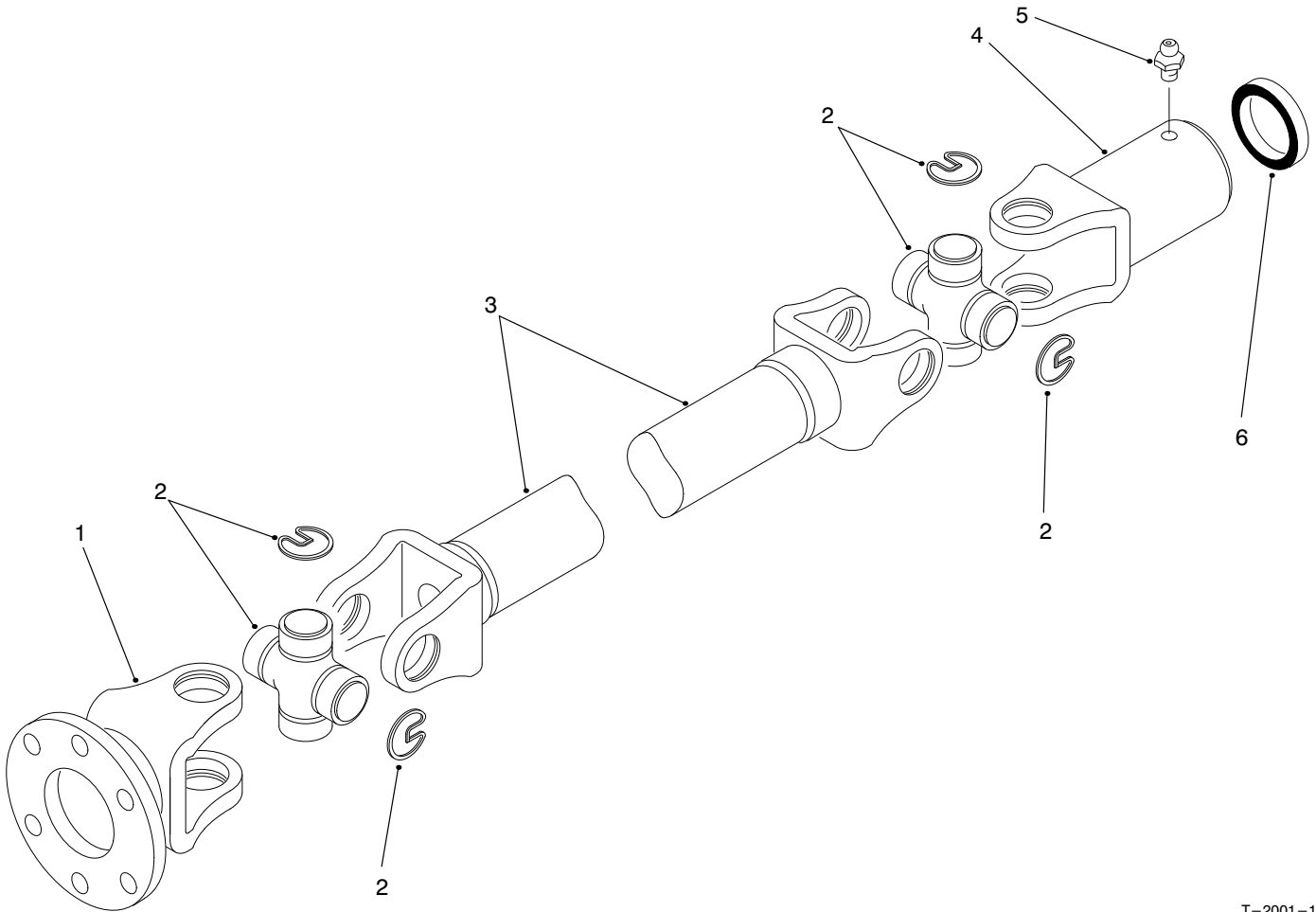


T-1999-1

## FRONT DIFFERENTIAL ASSEMBLY NO. 93-7054

Ref. No.	Part No.	Description	No. Used	Ref. No.	Part No.	Description	No. Used
1	93-8910	Vent	1	20	71-4330	Seal - Oil	1
2	93-8908	Housing - Front	1	21	93-8904	Shim - .003"	A/R
3	21-8270	Pin - Alignment	2	*	93-8905	Shim - .005"	A/R
4	21-7720	Washer - Thrust	2	*	93-8906	Shim - .010"	A/R
5	93-8911	Gear - Bevel Side	2	*	93-8907	Shim - .030"	A/R
6	21-7690	Gear - Pinion	2	22	264-91	Cone - Bearing	1
7	21-7730	Washer - Thrust	2	23	254-90	Cup - Bearing	1
8	93-3618	Pinion & Ring Gear Assy. (Incl. Ref. #32)	1	24	93-8902	Spacer - Bearing	1
9	43-6760	Cone - Bearing	1	25	21-7700	Shaft - Pinion	1
10	43-6750	Cup - Bearing	1	26	21-7770	Screw - Cap Hex. Hd.	5
11	92-1773	Screw - Cap Hex. Hd.	4	27	21-7670	Case - Differential	1
12	93-8916	Plug Assembly (Incl. Ref. #13)	2	28	32121-15	Pin - Roll	1
13	237-79	Seal - O-Ring	2	29	254-65	Cone - Bearing	2
14	43-6710	Shim - .003"	A/R	30	254-66	Cup - Bearing	2
*	43-6711	Shim - .005"	A/R	31	21-8090	Shim - .003"	A/R
*	43-6712	Shim - .010"	A/R	*	21-8100	Shim - .005"	A/R
*	43-6713	Shim - .030"	A/R	*	21-8110	Shim - .010"	A/R
15	93-8900	Carrier Assembly (Incl. Ref. #11)	1	*	21-8120	Shim - .030"	A/R
16	93-8909	Screw - Cap Hex. Hd.	8	32		Gear - Ring	1
17	71-4340	Washer	1	33	93-8918	Seal - Oil	2
18	71-4350	Nut - Lock	1	34	93-8917	Bearing - Needle	2
19	93-8903	Flange	1	*	93-8901	Differential Case Assembly (Incl. Ref. #4-7, 25, 27 & 28)	1

\*Not Illustrated



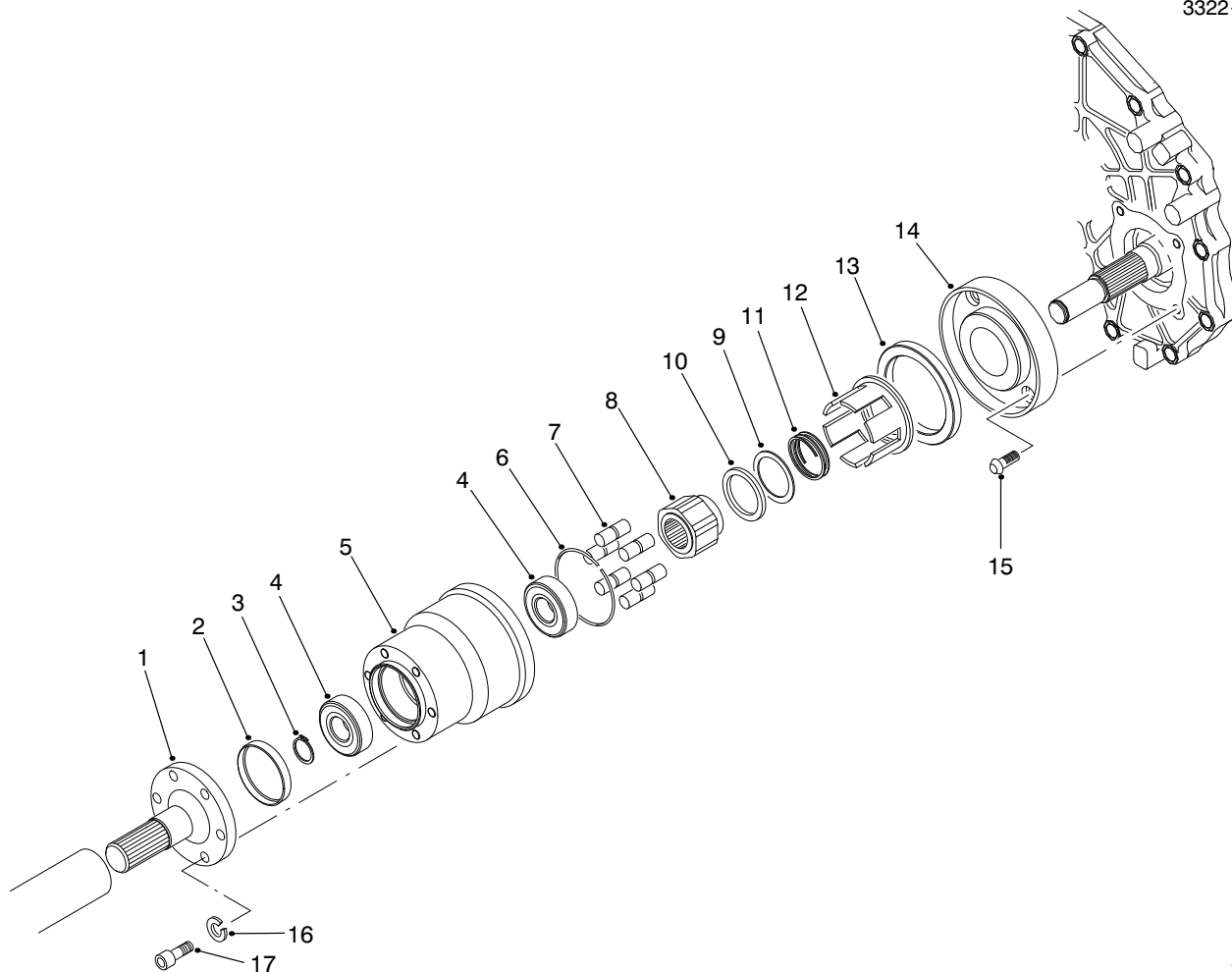
T-2001-1

## DIFFERENTIAL DRIVESHAFT ASSEMBLY NO. 93-7116

Ref. No.	Part No.	Description	No. Used
1	92-4193	Yoke - Flange	1
2	54-9180	Cross & Bearing Kit	2
3	92-4194	Yoke - Tube	1
4	92-4195	Slip Yoke Assembly (Incl. Ref. #5)	1

Ref. No.	Part No.	Description	No. Used
5	302-11	Fitting - Grease	1
6	92-4196	Seal	1
*	93-7116	Driveshaft Assembly (Incl. Ref. #1-6)	1

\*Not Illustrated

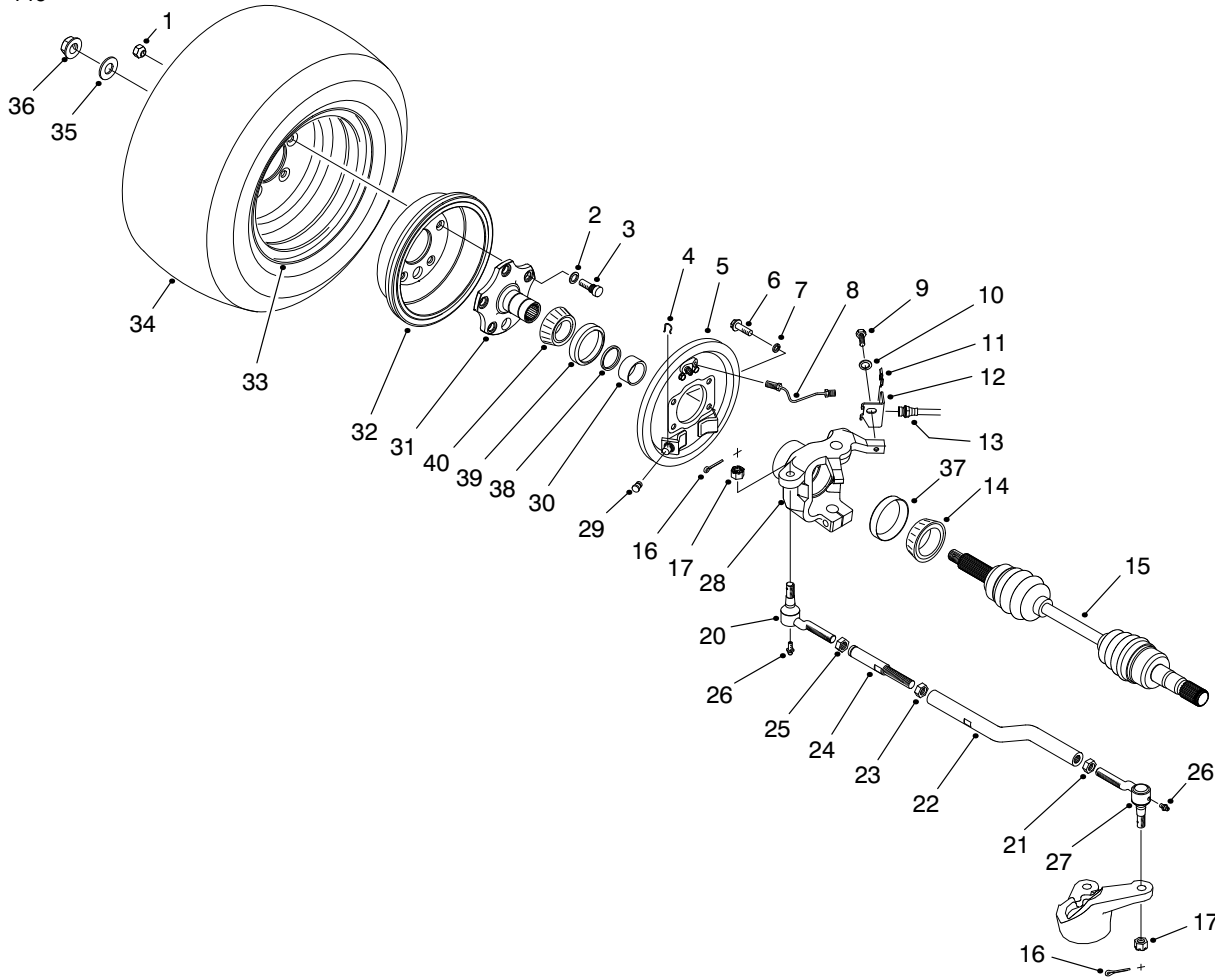


T-1993-1

## BIDIRECTIONAL CLUTCH ASSEMBLY

Ref. No.	Part No.	Description	No. Used	Ref. No.	Part No.	Description	No. Used
1	87-9840	Shaft - Clutch	1	11	93-8923	Spring	1
2	87-9220	Plug - Seal	1	12	93-8921	Cage	1
3	87-9370	Ring - Retaining	1	13	87-9360	Seal - Oil	1
4	251-8	Bearing - Ball	2	14	93-7117	Plate - Adaptor	1
5	93-8920	Housing & Race	1	15	3274-96	Screw	4
6	93-8922	Spring - Garter	1	16	3253-4	Washer - Lock	6
7	93-8925	Roller	6	17	3274-97	Screw - Hex. Socket Hd.	6
8	93-8924	Cam	1	*	93-7115	Bidirectional Clutch Assembly (Incl. Ref. #5-12)	1
9	93-8929	Washer - Thrust	1				
10	93-8919	Bearing - Thrust	1				

\*Not Illustrated



T-1992-3

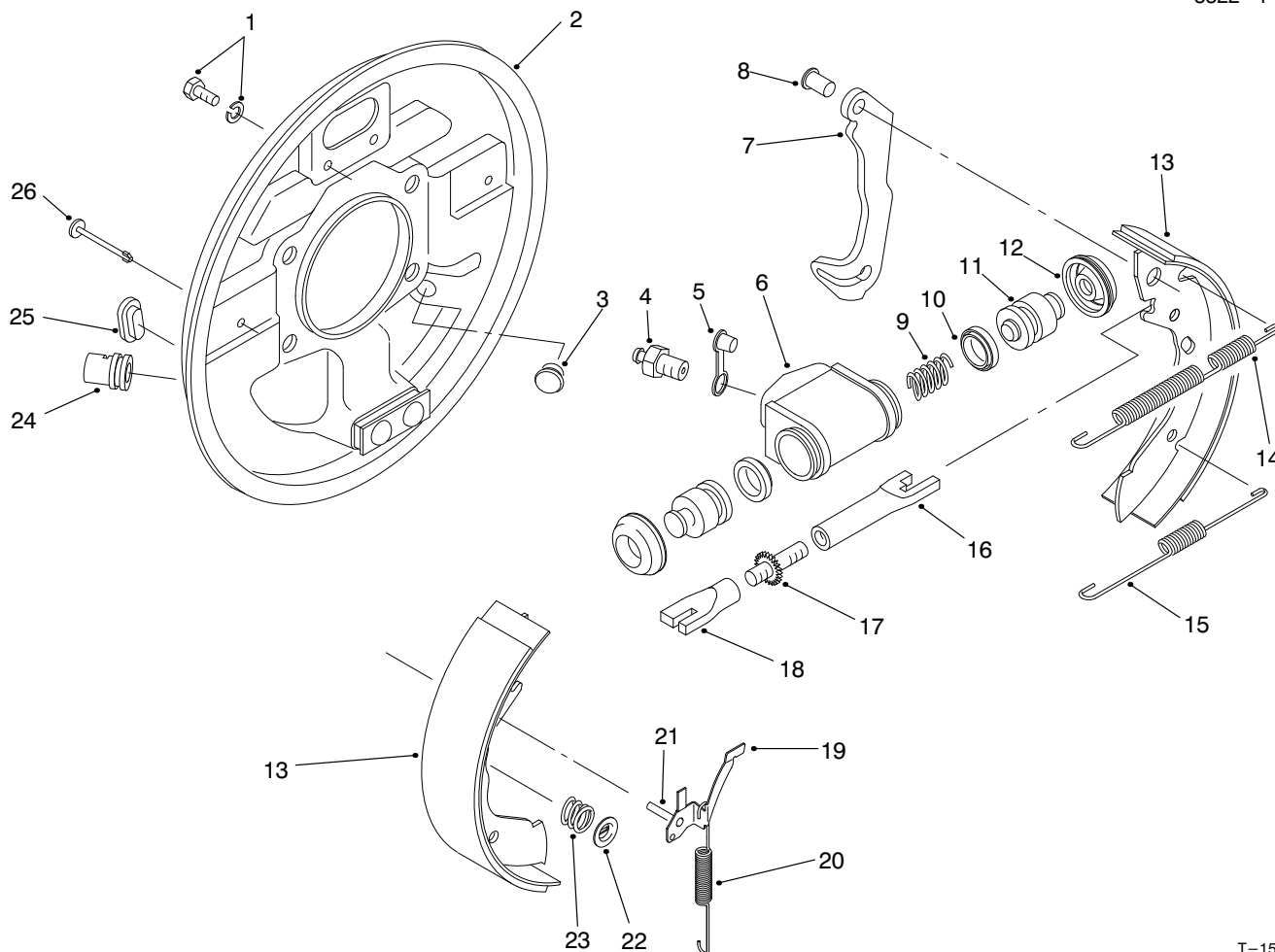
## FRONT WHEEL ASSEMBLY

Ref. No.	Part No.	Description	No. Used
1	23-7270	Nut - Lug	10
2	3253-6	Washer - Lock	10
3	87-2080	Screw - Cap Hex. Hd.	10
4	87-3310	Clip - Brake Cable	2
5	87-9170	Brake Assembly RH	1
*	87-9180	Brake Assembly LH	1
6	323-6	Screw - Cap Hex. Hd.	8
7	3253-21	Washer - Lock	8
8	93-7080	Tube - Brake RH	1
*	93-7079	Tube - Brake LH	1
9	323-4	Screw - Cap Hex. Hd.	2
10	3256-24	Washer - Flat	2
11	87-3580	Retainer	2
12	93-7071	Bracket - Brake Hose RH	1
*	93-7058	Bracket - Brake Hose LH	1
13	93-7059	Hose - Brake Front	2
†14		Cone - Bearing	1
15	93-7078	Constant Velocity Joint Assy.	2
16	3272-12	Pin - Cotter	4
17	32136-3	Nut - Hex. Slotted	4
20	94-3804	Tie Rod End Assembly (Left Hand Threaded) (Incl. Ref. #16-17 & 26)	2
21	3218-21	Nut - Jam (Left Hand Threaded)	2
22	93-7056	Rod - Tie RH	1
*	93-7057	Rod - Tie LH	1

Ref. No.	Part No.	Description	No. Used
23	3220-7	Nut - Jam	1
24	93-7055	Turnbuckle	1
25	3220-11	Nut - Jam	2
26	302-5	Fitting - Grease	4
27	94-3803	Tie Rod End Assembly (Incl. Ref. #16-17 & 26)	2
28	87-9600	Housing - Axle RH	1
*	87-9620	Housing - Axle LH	1
29	87-3450	Plug	2
30	87-9210	Spacer	2
31	87-9190	Stub - Axle	2
32	93-7128	Drum - Brake	2
33	87-5720	Rim	2
34	94-5261	Tire	2
*	Optional	Tire - Hard Surface & Traction Option (See Dealer/Distributor for Tire Selection Guide)	2
35	87-3060	Washer - Flat	2
36	32128-53	Nut - Flange Lock	2
†37		Cup - Bearing	1
†38		Spacer	1
†39		Cup - Bearing	1
†40		Cone - Bearing	1
*	87-9200	Bearing - Matched Set Use 1 set per wheel (Incl. Ref. #14 & 37-40)	2

\*Not Illustrated

†Not Serviced Separately

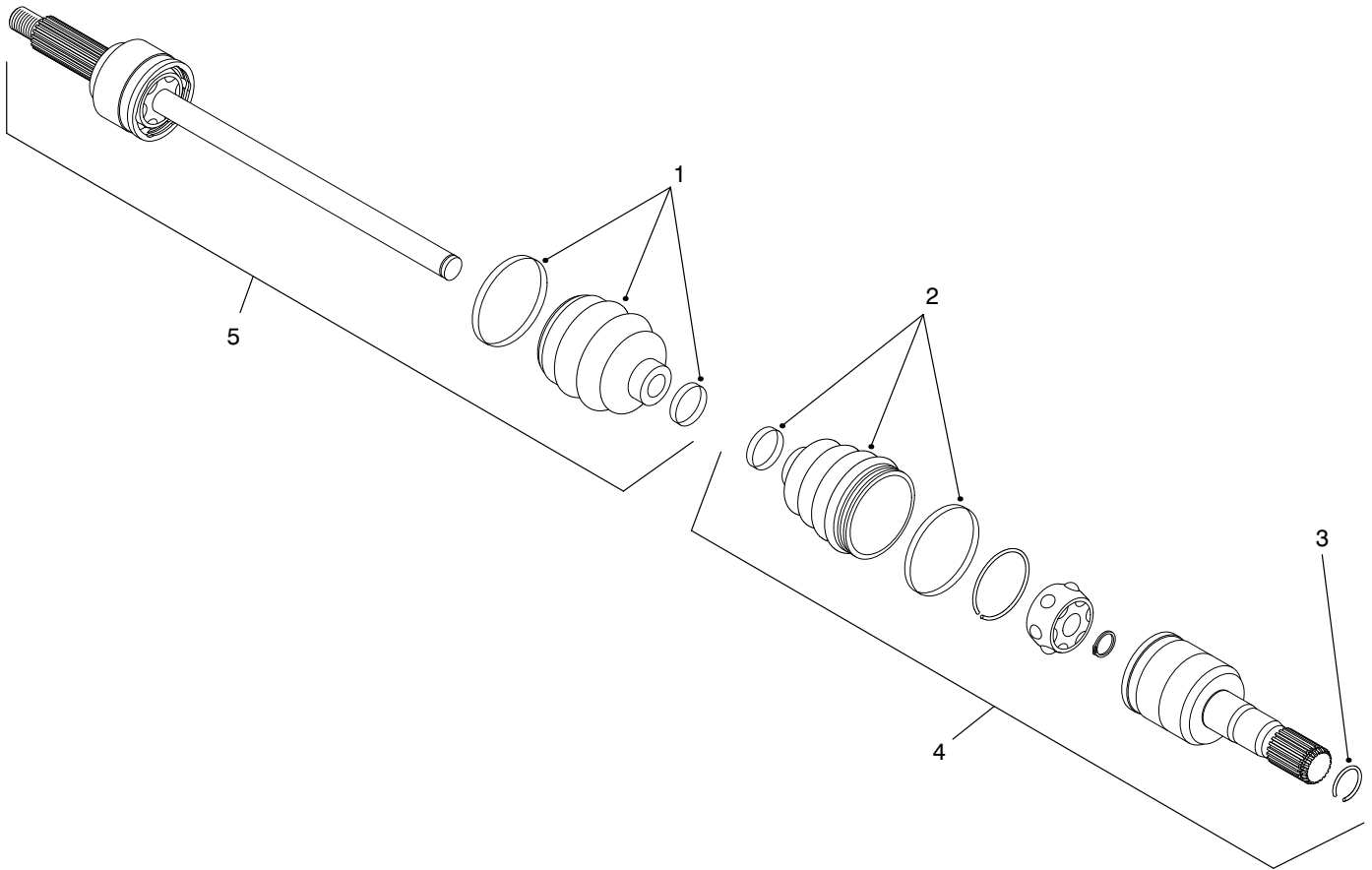


T-1596-1

## FRONT BRAKE ASSEMBLY

Ref. No.	Part No.	Description	No. Used	Ref. No.	Part No.	Description	No. Used
1	92-4135	Set Bolt	2	19	92-4123	Assembly - Pawl LH (Incl. Ref. #21)	1
2	92-4136	Backplate Assembly LH (Incl. Ref. #24)	1	*	92-4124	Assembly - Pawl RH (Incl. Ref. #21)	1
*	92-4100	Backplate Assembly RH (Incl. Ref. #24)	1	20	92-4150	Spring - Adjuster, LH	1
3	92-4146	Plug	1	*	92-4157	Spring - Adjuster, RH	1
4	92-4113	Screw - Bleed	1	21		Pin - Pawl	1
5	92-4114	Cap - Bleed Screw	1	22	92-4131	Washer - Hold Down	2
6		Body	1	23	92-4152	Spring - Hold Down	2
7		Lever - Operating LH/RH	1	24		Guide - Pipe	1
8		Pin	1	25	92-4134	Plug - Inspection	1
9		Spring	1	26	92-4133	Pin - Hold Down	2
10		Seal - 'L' Type	2	*	92-4144	Assembly - Adjuster LH (Incl. Ref. #16-18)	1
11		Piston	2	*	92-4145	Assembly - Adjuster RH (Incl. Ref. #16-18)	1
12		Cover - Dust	2	*	92-4117	Assy. - Wheel Cylinder LH (Incl. Ref. #4-6 & 9-12)	1
13	92-4143	Shoe & Lining Set (Incl. Ref. #7 & 8)	1	*	92-4118	Assy. - Wheel Cylinder RH (Incl. Ref. #4-6 & 9-12)	1
14	92-4147	Spring - Shoe, Upper LH	1	*	92-4119	Kit - Seal (Incl. Ref. #10 & 12)	1
*	92-4148	Spring - Shoe, Upper RH	1	*	87-9170	Front Brake Assembly - RH (Complete)	1
15	92-4149	Spring - Shoe, Lower	1	*	87-9180	Front Brake Assembly - LH (Complete)	1
16		Pushrod - Female LH	1				
*		Pushrod - Female RH	1				
17		Bolt - Adjuster	1				
18		Sleeve - Adjuster	1				

\*Not Illustrated

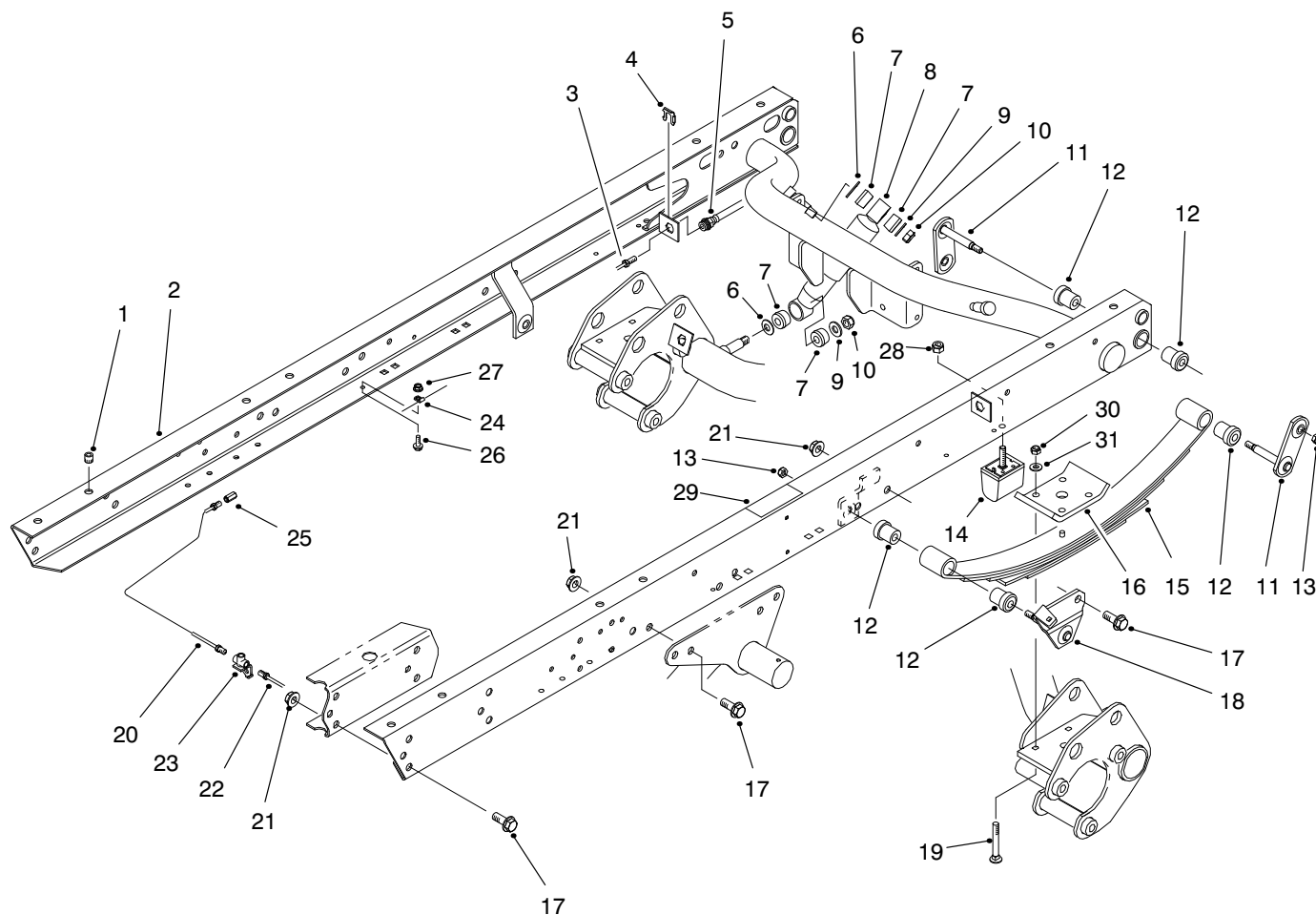


T-2111-1

## CONSTANT VELOCITY (CV) JOINT ASSEMBLY NO. 93-7078

Ref. No.	Part No.	Description	No. Used
1	93-8982	Boot Kit - Outboard	1
2	93-8983	Boot Kit - Inboard	1
3	93-8985	Clip - Circular	1

Ref. No.	Part No.	Description	No. Used
4	93-8984	Joint Assembly - Inboard	1
5	93-8981	Joint & Shaft - Outboard	1

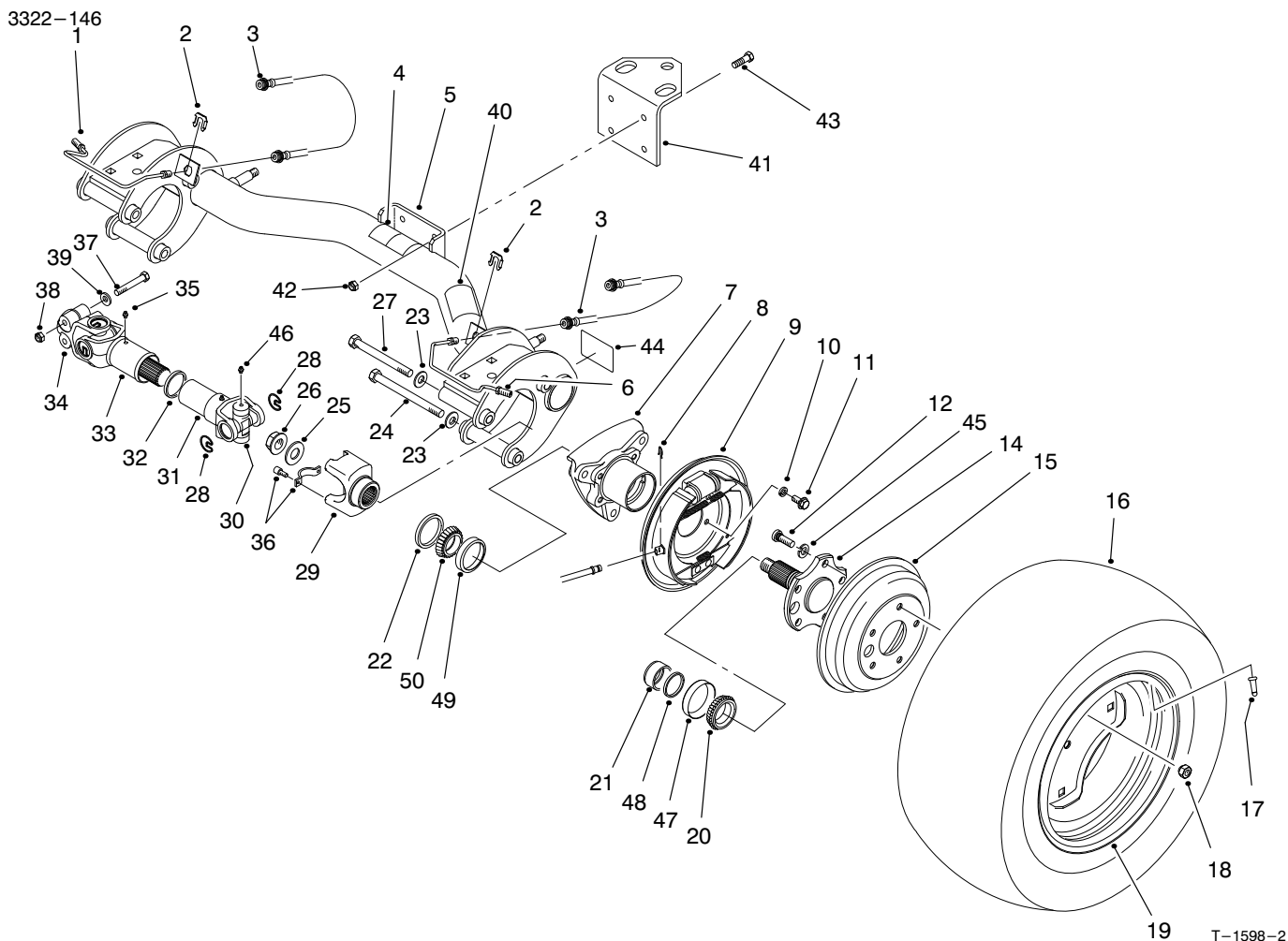


T-1778-1

## REAR FRAME ASSEMBLY

Ref. No.	Part No.	Description	No. Used	Ref. No.	Part No.	Description	No. Used
1	32148-9	Insert - Threaded	8	18	87-3960	Mount - Spring LH	1
2	87-8440	Assembly - Rear Frame (Incl. Ref. #1 & 32)	1	*	87-3940	Mount - Spring RH	1
3	94-3846	Tube - Brake RH	1	19	3232-17	Bolt - Carriage	8
4	87-3580	Retainer	2	20	94-3845	Tube - Hydraulic	1
5	87-4100	Hose - Brake	2	21	32128-23	Nut - Flange Lock	24
6	3256-27	Washer - Flat	4	22	94-3843	Tube - Brake LH	1
7	87-3920	Bushing - Rubber	8	23	87-3560	Tee - Brake Tube	1
8	87-3110	Shock Absorber	2	24	2412-149	Clamp - Tube	4
9	3256-6	Washer - Flat	4	25	87-3570	Union - Brake Line	1
10	3296-23	Nut - Lock	4	26	3234-4	Screw - Hex. Flange Hd.	3
11	87-3980	Shackle - Spring	4	27	32128-33	Nut - Flange Lock	4
12	87-4760	Bushing	12	28	48-9520	Nut - Lock	2
13	3296-39	Nut - Lock	6	29	66-6840	Decal - Caution	2
14	87-3470	Bumper - Spring	2	29	93-8071	Decal - Caution (Europe)	2
15	87-1490	Spring - Leaf	2	29	92-6479	Decal - Caution (Japan)	2
16	87-7470	Plate - Clamp	2	30	3296-76	Nut - Lock	8
17	3234-38	Screw - Hex. Flange Hd.	24	31	87-7480	Washer - Flat	8

\*Not Illustrated



## REAR AXLE ASSEMBLY

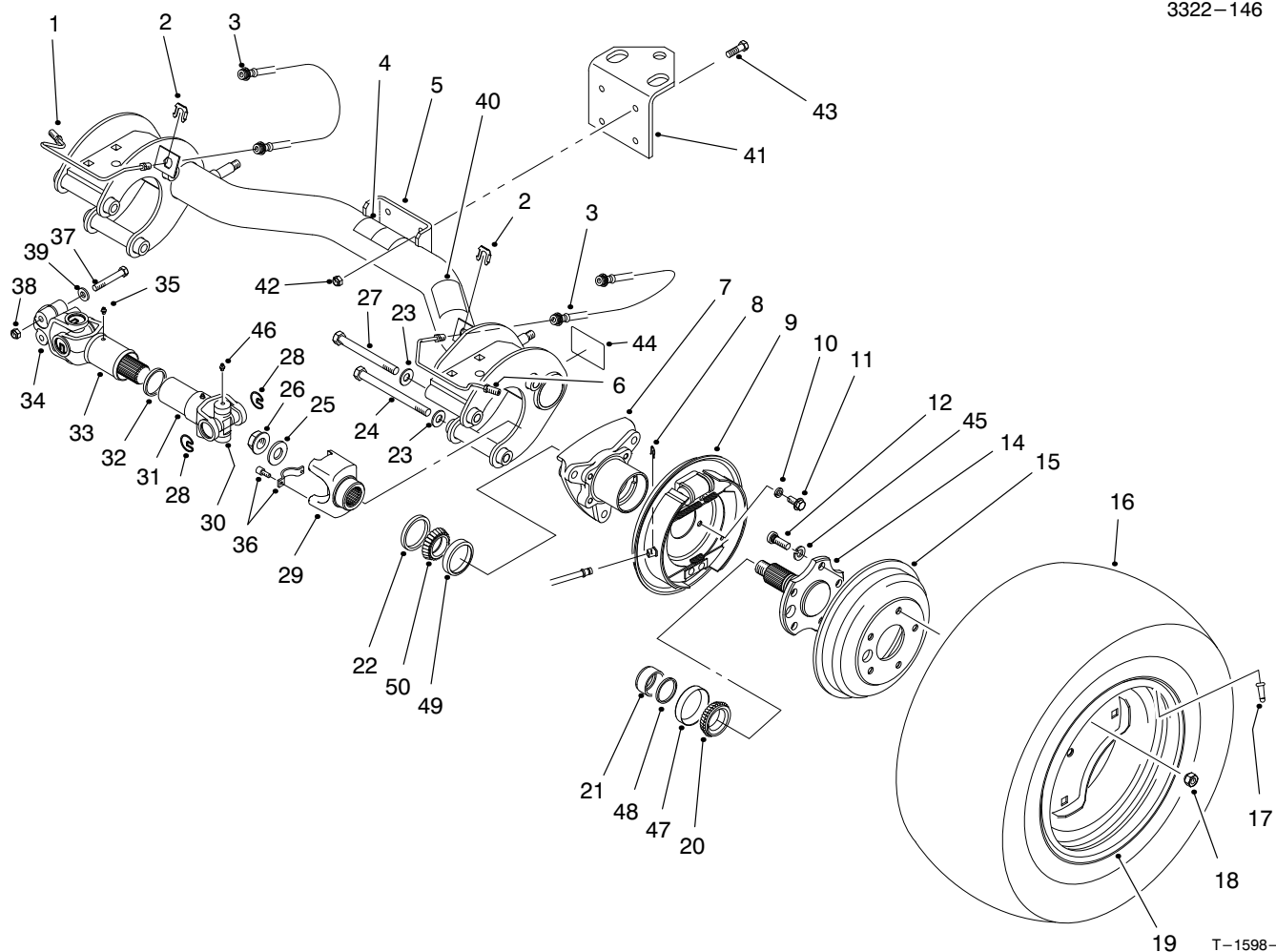
T-1598-2

Ref. No.	Part No.	Description	No. Used
1	87-4090	Tube - Brake RH	1
2	87-3580	Retainer - Brake Hose	2
3	87-4100	Hose - Brake	2
4	87-6060	Decal - ATF	1
4	93-9442	Decal - ATF (Europe)	1
4	92-5473	Decal - ATF (Japan)	1
5	87-7110	Assembly - Axle, Rear (Incl. Ref. #4, 40 & 44)	1
6	87-4080	Tube - Brake LH	1
7	87-2240	Housing - Axle	2
8	87-3310	Clip - Brake Cable	2
9	93-7126	Brake Assembly LH	1
*	93-7125	Brake Assembly RH	1
10	3253-21	Washer - Lock	8
11	323-6	Screw - Cap Hex. Hd.	8
12	87-2080	Stud - Drive	10
14	93-7090	Stub - Axle	2
15	93-7128	Drum - Brake	2
16	87-6740	Tire - Rear 24"	2
*	Optional	Tire - Hard Surface & Traction Option (See Dealer/Distributor for Tire Selection Guide)	2
17	232-27	Valve - Stem	2
18	23-7270	Nut - Lug	10
19	87-6750	Rim - Rear 24"	2

Ref. No.	Part No.	Description	No. Used
†20		Cone - Bearing	1
21	87-4060	Spacer - Bearing	2
22	87-3590	Seal - Bearing	2
23	87-7270	Washer - Flat	6
24	325-20	Screw - Cap Hex. Hd.	5
25	87-3060	Washer - Flat	2
26	32128-53	Nut - Flange Lock	2
27	325-19	Screw - Cap Hex. Hd.	1
28	92-4188	Ring - Snap	12
29	92-4190	Yoke - End	2
30	92-4187	Cross & Bearing Kit	4
31	92-4182	Yoke & Hub	2
32	92-4180	Seal	2
33	92-4179	Yoke, Shaft & Seal Tube	2
34	98-2940	Yoke - Double Clamp	2
35	302-5	Fitting - Grease	4
36	92-4189	Strap & Bolt Kit	2
37	98-2939	Screw - Cap Hex. Hd.	4
38	32128-36	Nut - Lock	4
39	80-6990	Washer	4
40	87-5990	Decal - PTO	1
40	93-9862	Decal - PTO (Europe)	1
40	92-5367	Decal - PTO (Japan)	1
41	92-5951	Angle - Hitch	1
42	3296-39	Nut - Lock	4
43	323-7	Screw - Cap Hex. Hd.	4

\*Not Illustrated

†Not Serviced Separately

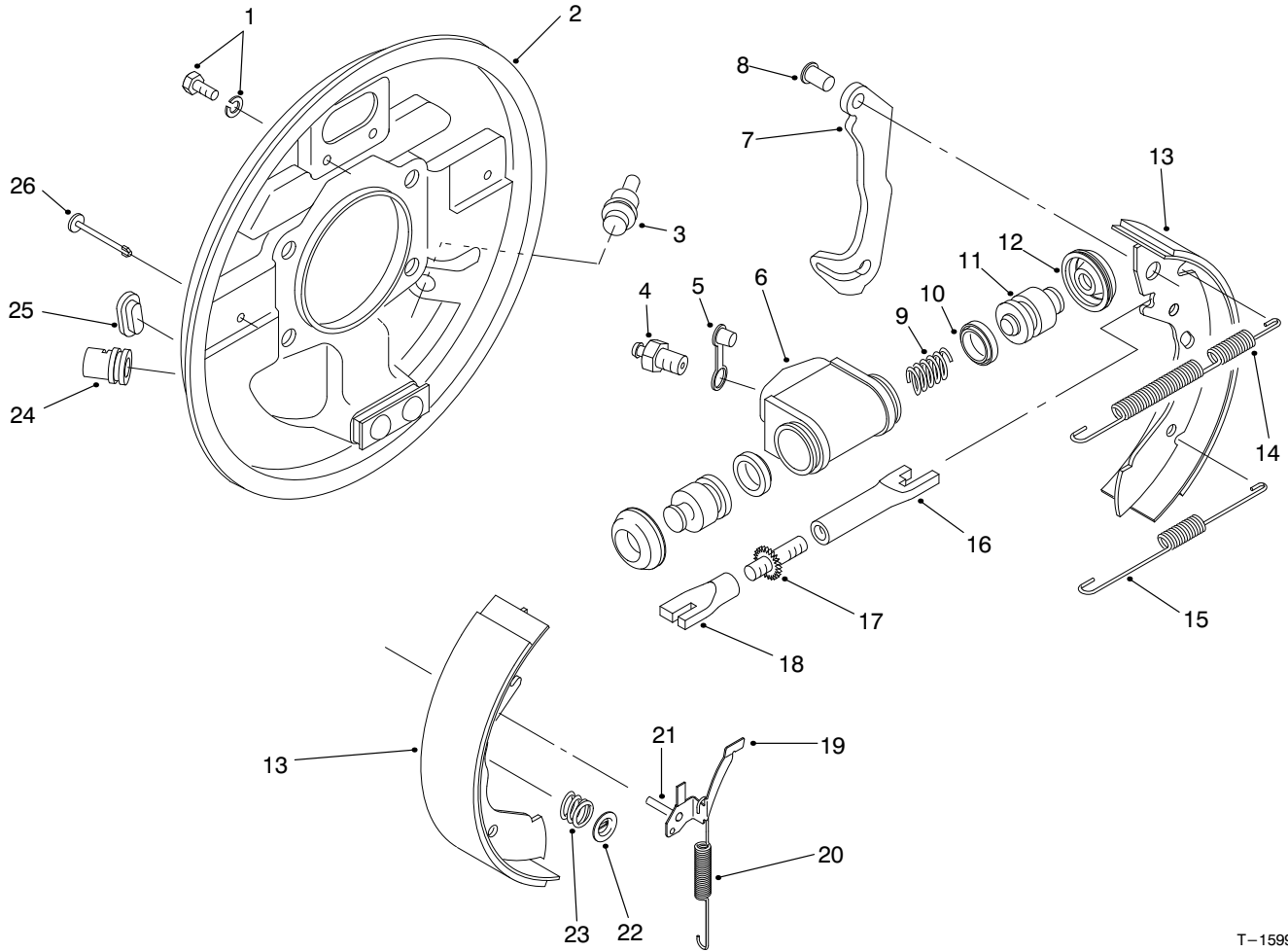


## REAR AXLE ASSEMBLY (Continued)

Ref. No.	Part No.	Description	No. Used	Ref. No.	Part No.	Description	No. Used
44	87-9080	Decal - Grease	2	*	87-5370	Rear Tire & Wheel Assembly (24")	2
44	93-9449	Decal - Grease (Europe)	2	*	87-1970	Bearing - Matched Set Use 1 set per wheel (Incl. Ref. #20 & 47-50)	2
44	92-6444	Decal - Grease (Japan)	2	*	98-2969	1/2 Yoke Kit (Incl. Ref. #29 & 36)	2
45	3253-6	Washer - Lock	10	*	98-2967	Driveshaft Assembly Kit (Incl. Ref. #37 & 51)	2
46	302-58	Fitting - Grease	16	*	98-2968	Yoke Kit (Incl. Ref. #34 & 37)	2
†47		Cup - Bearing	1				
†48		Spacer	1				
†49		Cup - Bearing	1				
†50		Cone - Bearing	1				
*51	98-2918	Driveshaft Assembly (Incl. Ref. #28, 30-35 & 46)	2				

\*Not Illustrated

†Not Serviced Separately



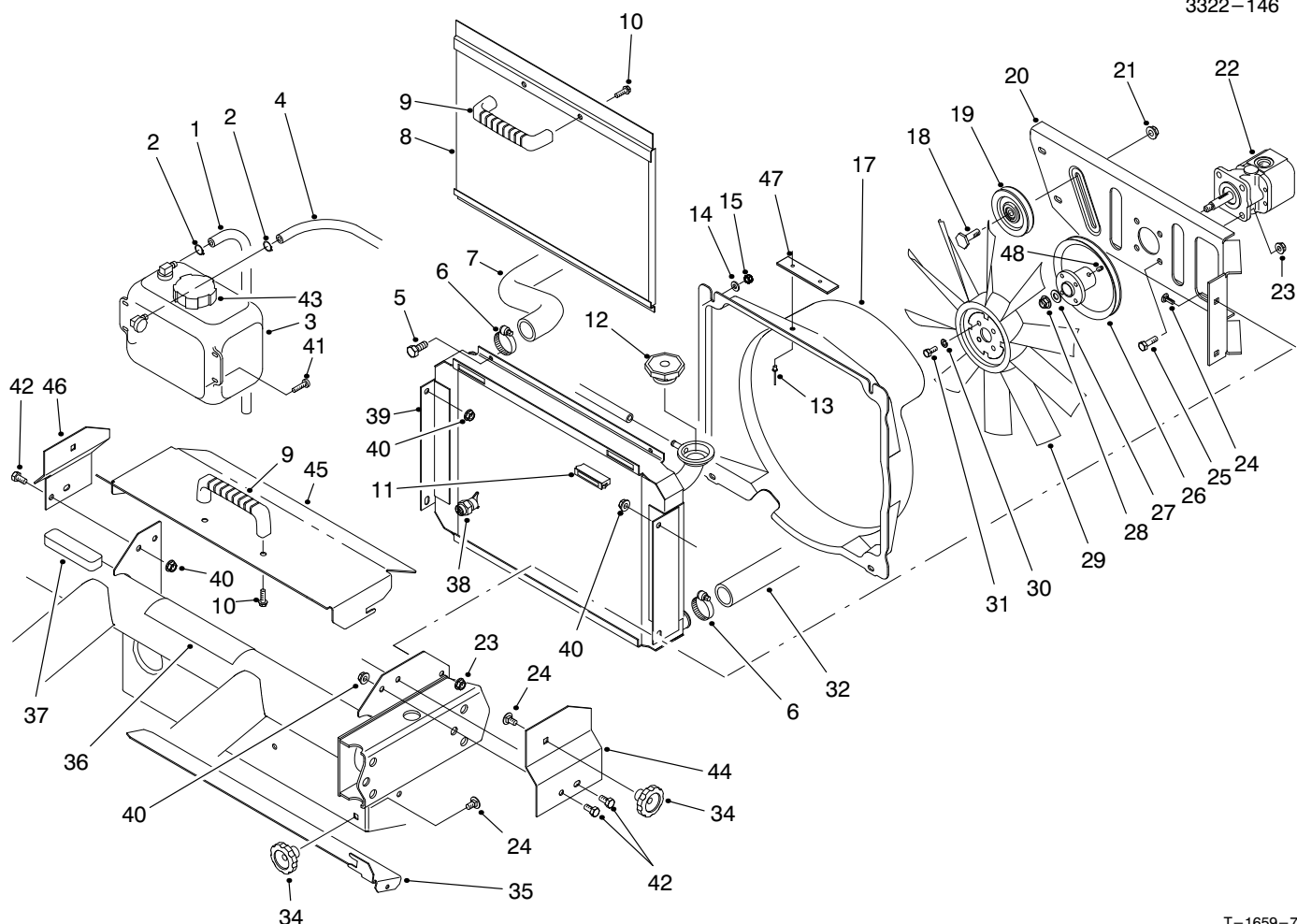
T-1599-1

## REAR BRAKE ASSEMBLY

Ref. No.	Part No.	Description	No. Used
1	92-4135	Set Bolt	2
2	92-4138	Backplate Assembly LH (Incl. Ref. #24)	1
*	92-4139	Backplate Assembly RH (Incl. Ref. #24)	1
3	92-4146	Plug	1
4	92-4137	Screw - Bleed	1
5	92-4114	Cap - Bleed Screw	1
6		Body	1
7		Lever - Operating LH/RH	1
8		Pin	1
9		Spring	1
10		Seal - 'L' Type	2
11		Piston	2
12		Cover - Dust	2
13	92-4143	Shoe & Lining Set (Incl. Ref. #7 & 8)	1
14	92-4147	Spring - Shoe, Upper LH	1
*	92-4148	Spring - Shoe, Upper RH	1
15	92-4149	Spring - Shoe, Lower	1
16		Pushrod - Female LH	1
*		Pushrod - Female RH	1
17		Bolt - Adjuster	1
18		Sleeve - Adjuster	1

Ref. No.	Part No.	Description	No. Used
19	92-4123	Assembly - Pawl LH (Incl. Ref. #21)	1
*	92-4124	Assembly - Pawl RH (Incl. Ref. #21)	1
20	92-4150	Spring - Adjuster, LH	1
*	92-4151	Spring - Adjuster, RH	1
21		Pin - Pawl	1
22	92-4131	Washer - Hold Down	2
23	92-4152	Spring - Hold Down	2
24		Guide - Pipe	1
25	92-4134	Plug - Inspection	1
26	92-4133	Pin - Hold Down	2
*	92-4144	Assembly - Adjuster LH (Incl. Ref. #16-18)	1
*	92-4145	Assembly - Adjuster RH (Incl. Ref. #16-18)	1
*	92-4140	Assy. - Wheel Cylinder LH (Incl. Ref. #4-6 & 9-12)	1
*	92-4141	Assy. - Wheel Cylinder RH (Incl. Ref. #4-6 & 9-12)	1
*	92-4142	Seal Kit (Incl. Ref. #10 & 12)	1
*	93-7125	Rear Brake Assembly - RH (Complete)	1
*	93-7126	Rear Brake Assembly - LH (Complete)	1

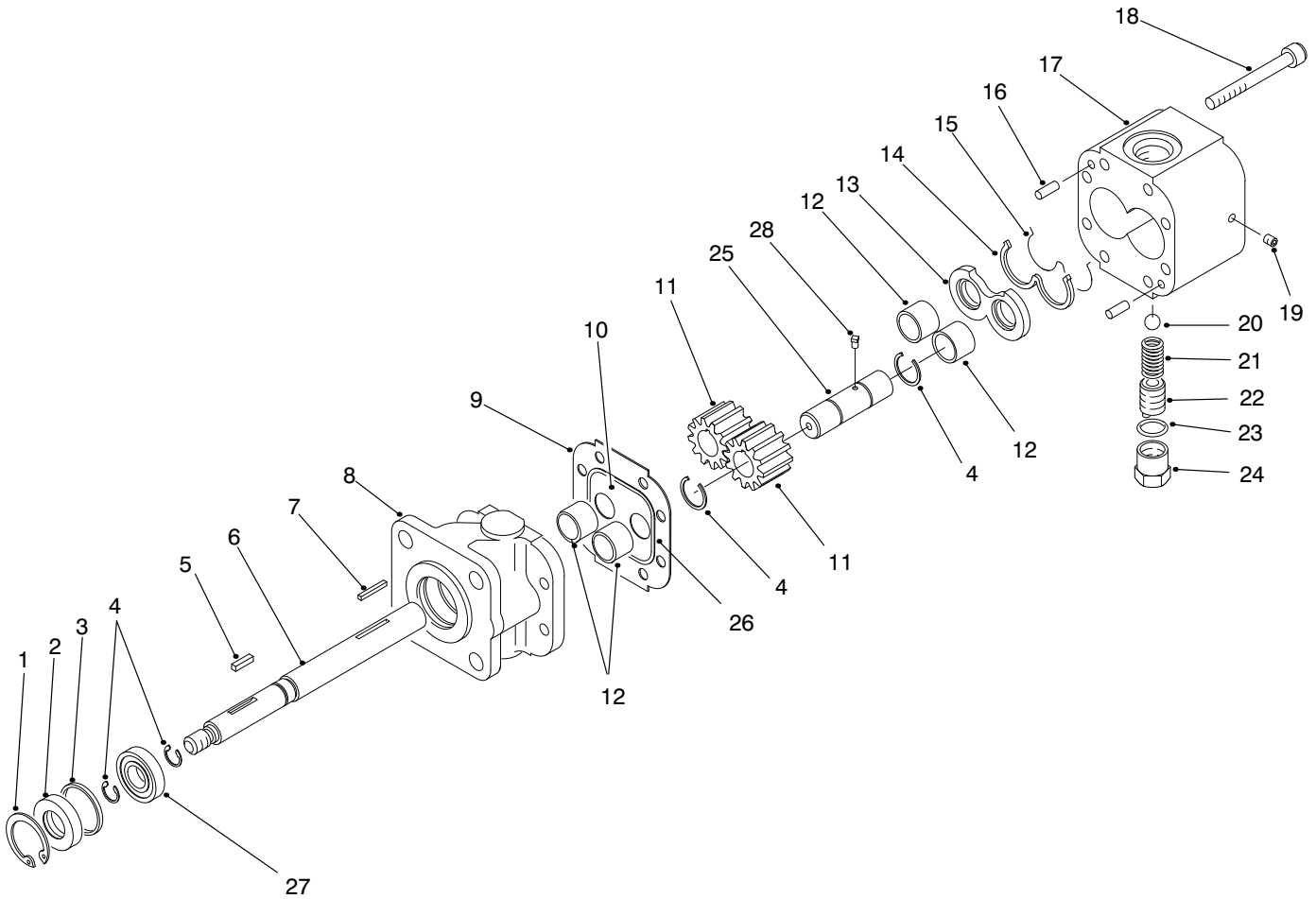
\*Not Illustrated



T-1659-7

## RADIATOR & HYDRAULIC PUMP ASSEMBLY

Ref. No.	Part No.	Description	No. Used	Ref. No.	Part No.	Description	No. Used
1	71-3381	Tube - Overflow	2	27	3256-45	Washer - Flat	1
2	92-2379	Clamp - Hose	2	28	3296-5	Nut - Flange Lock	1
3	87-3710	Overflow Reservoir Assembly (Incl. Ref. #43)	1	29	84-1880	Fan	1
4	71-3383	Hose - Overflow	1	30	3253-3	Washer - Lock	4
5	321-4	Screw - Cap Hex. Hd.	4	31	321-3	Screw - Cap Hex. Hd.	4
6	2412-34	Clamp - Hose	2	32	87-4150	Hose - Radiator Lower	1
7	87-7330	Hose - Radiator Upper	1	34	19-4050	Knob	3
8	93-7103	Screen - Radiator	1	35	87-9300	Door - Clean Out	1
9	65-5100	Handle	2	36	87-9420	Decal - Caution	1
10	46-8091	Screw - Hex. Flange Hd.	4	36	93-9447	Decal - Caution (Europe)	1
11	58-4250	Magnet	2	36	93-3766	Decal - Caution (Japan)	1
12	66-3240	Cap - Radiator	1	37	87-9810	Foam - Overflow Tank	1
13	3290-271	Rivet - Pop	2	38	92-4111	Petcock - Radiator	1
14	3256-22	Washer - Flat	4	39	93-7051	Radiator Assembly (Incl. Ref. #38)	1
15	3296-42	Nut - Lock	4	40	32128-20	Nut - Lock	6
17	92-4198	Fan Shroud Assembly (Incl. Ref. #13 & 16)	1	41	3250-20	Screw - Round Hd.	4
18	32141-86	Screw - Leveler	1	42	322-2	Screw - Cap Hex. Hd.	6
19	63-8140	Pulley	1	43	87-7050	Cap - Reservoir	1
20	93-7088	Support - Fan	1	44	93-8938	Bracket - Cover Mount LH	1
21	3290-357	Nut - Flange Lock	1	45	93-8940	Cover - Radiator	1
22	87-5700	Hydraulic Pump Assembly	1	46	93-8939	Bracket - Cover Mount RH	1
23	3296-29	Nut - Flange Lock	8	47	76-8750	Decal - Warning	1
24	3230-23	Bolt - Carriage	7	47	98-9335	Decal - Warning (Europe)	1
25	322-5	Screw - Cap Hex. Hd.	4	47	92-7240	Decal - Warning (Japan)	1
26	94-5237	Pulley	1	48	3245-31	Screw - Hex. Socket	1



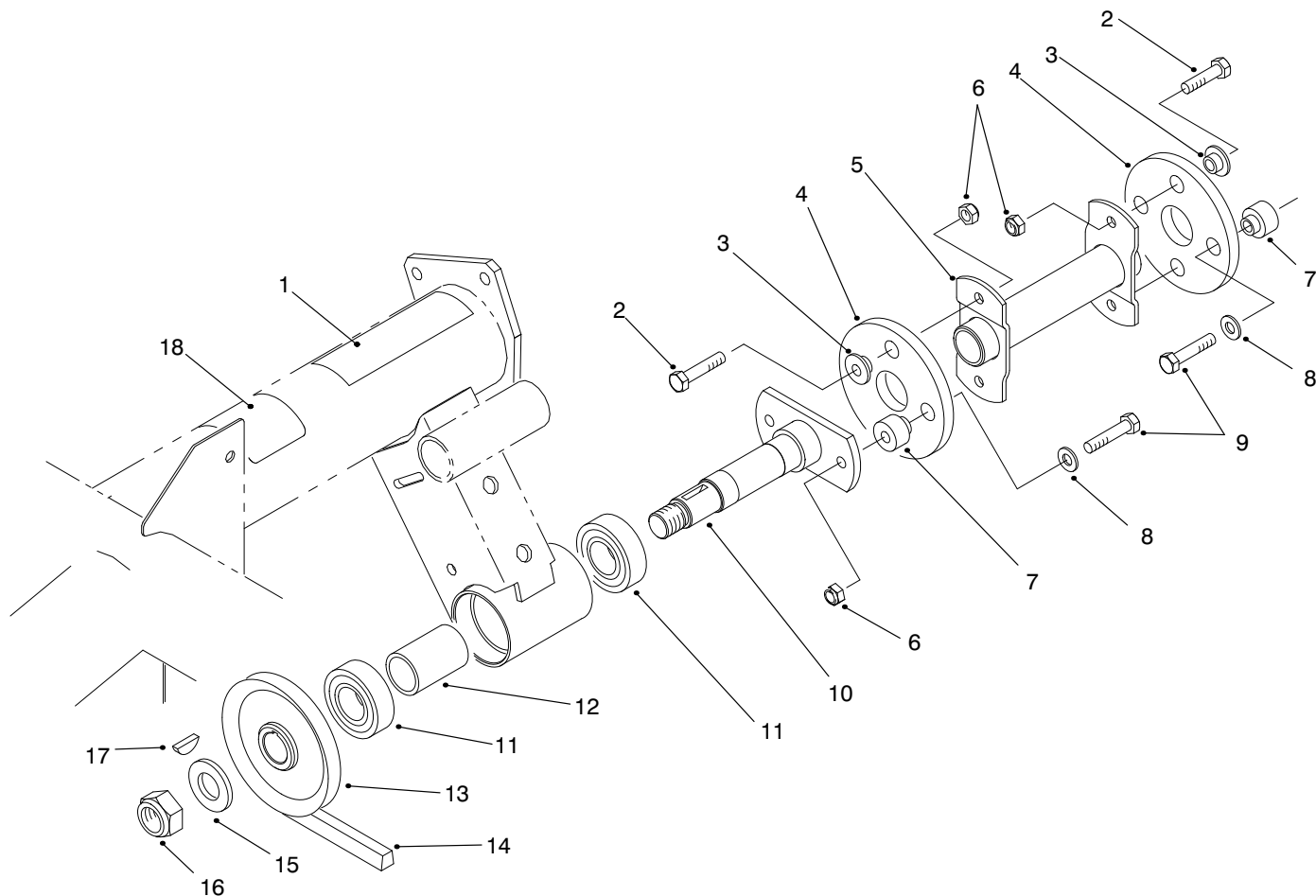
T-1601-1

## HYDRAULIC PUMP ASSEMBLY NO. 87-5700

Ref. No.	Part No.	Description	No. Used
1	32151-41	Ring - Retaining	1
2	92-2195	Seal - Oil	1
3	92-2186	Spacer	1
4	92-2178	Ring - Crescent	4
5	92-2179	Key - Square	1
6	92-2189	Shaft - Drive	1
7	92-2177	Pin - Shear	1
†8		Stator	1
9	92-2182	Plate - Seal	1
10	92-2183	Plate - Wear	1
11	92-2175	Gear	2
12	92-2192	Bearing	4
13	92-2181	Plate - Pressure	1
14	92-2197	Seal - Back Up	1

Ref. No.	Part No.	Description	No. Used
15	92-2196	Seal - Pressure Plate	1
16	92-2176	Pin - Dowel	2
17	92-2187	Housing - Gear, End	1
18	92-2173	Screw - Cap Socket Head	8
19	92-2185	Plug	1
20	92-2193	Ball	1
21	92-2194	Spring	1
22	92-2174	Screw - Adjusting	1
23	92-2180	Gasket - Copper	1
24	92-2184	Cap - Relief Valve	1
25	92-2190	Shaft - Idler	1
26	92-2198	Seal	1
27	92-2191	Bearing	1
28	92-2199	Key - Ball	1

† Not Serviced Separately.

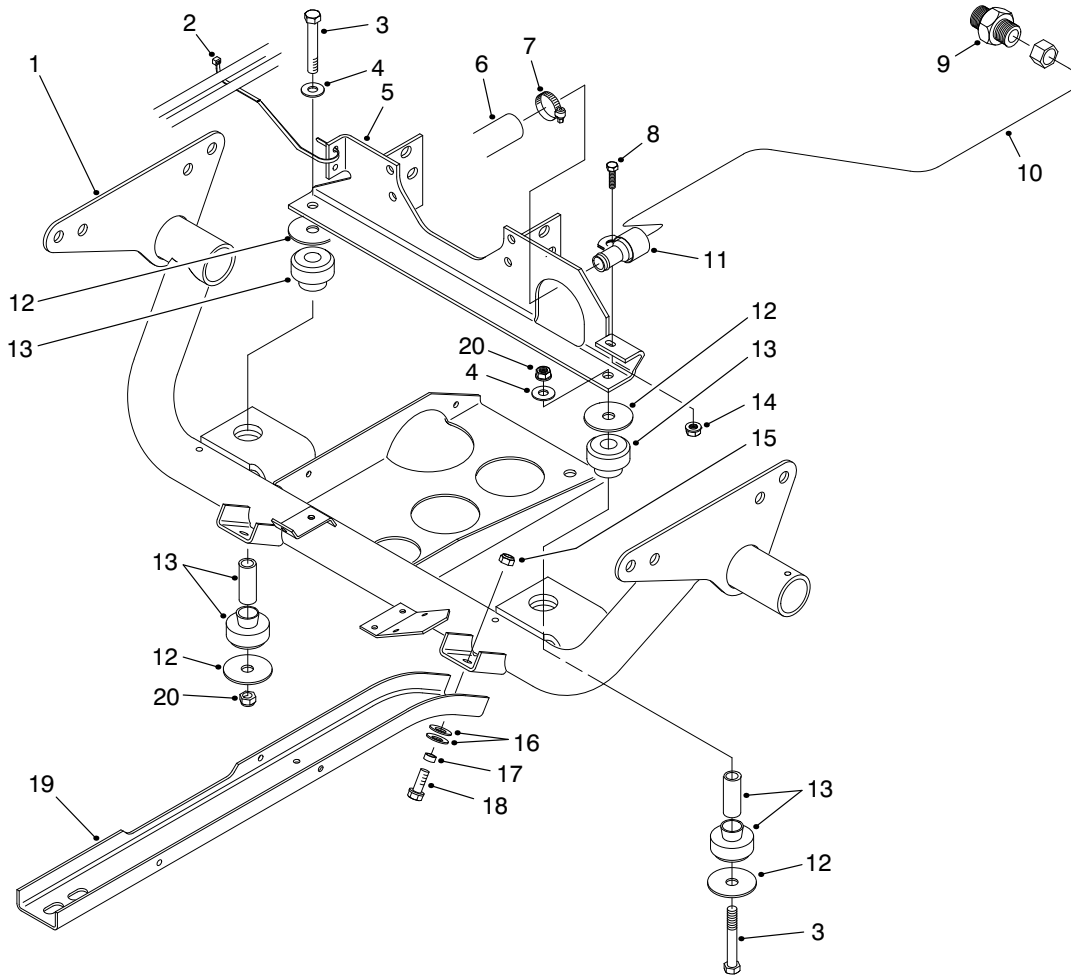


T-1660-3

## HYDRAULIC PUMP DRIVE ASSEMBLY

Ref. No.	Part No.	Description	No. Used
1	80-8040	Decal - Caution	1
1	93-7814	Decal - Caution (Europe)	1
1	83-6030	Decal - Caution (Japan)	1
2	322-5	Screw - Cap Hex. Hd.	4
3	27-6600	Spacer - Thin	4
4	44-2230	Disc - Rubber	2
5	87-4120	Driveshaft	1
6	3296-29	Nut - Lock	6
7	27-6590	Spacer - Thick	4
8	3256-3	Washer - Flat	4
9	322-7	Screw - Cap Hex. Hd.	4

Ref. No.	Part No.	Description	No. Used
10	87-2720	Driveshaft	1
11	251-82	Bearing - Ball	2
12	87-2750	Spacer - Bearing	1
13	87-3370	Pulley	1
14	93-7140	Belt - V	1
15	3256-28	Washer - Flat	1
16	3296-15	Nut - Lock	1
17	3257-7	Key - Woodruff	1
18	83-9150	Decal - Fluid	1
18	93-7275	Decal - Fluid (Europe)	1
18	84-6660	Decal - Fluid (Japan)	1

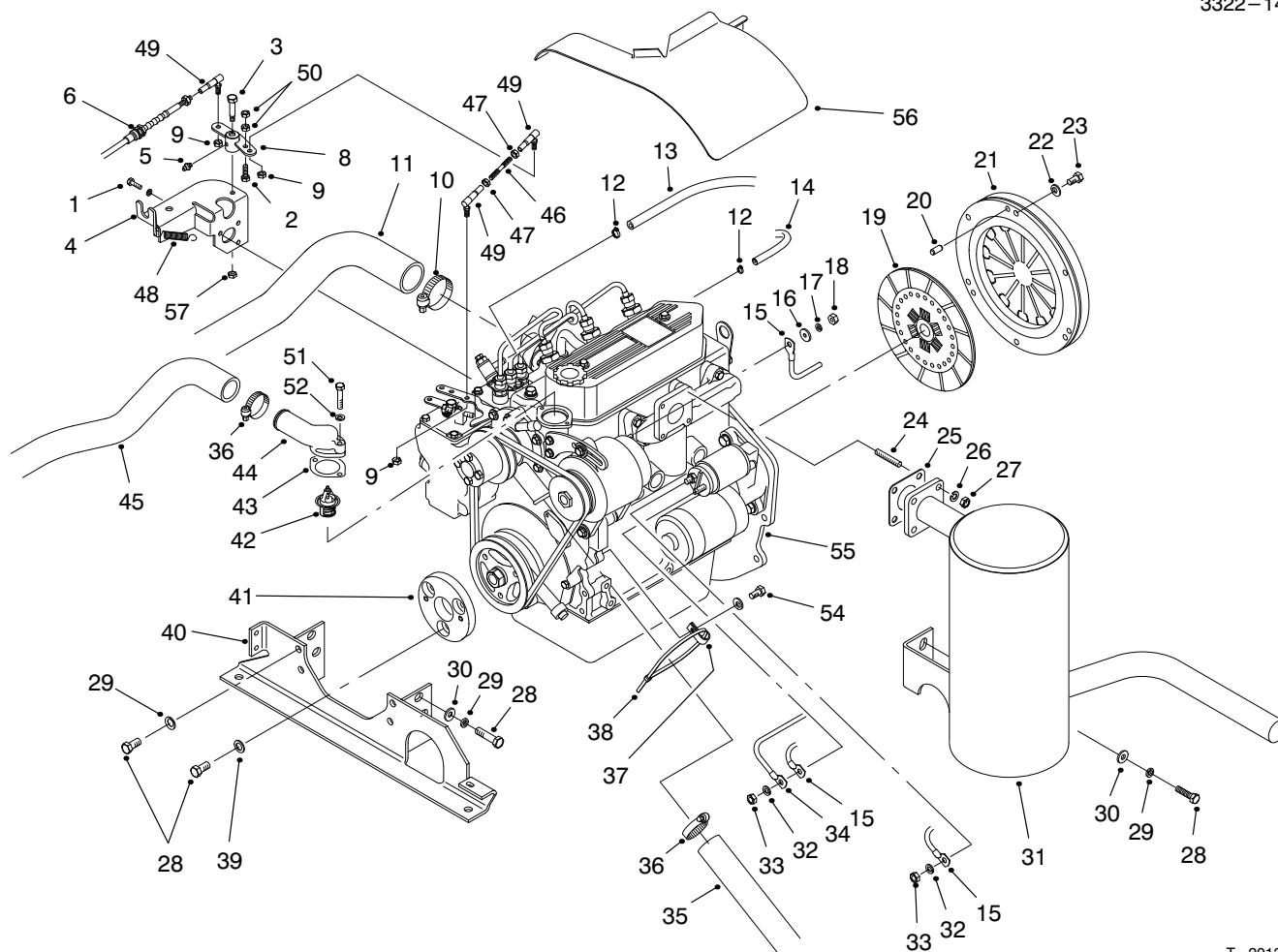


T-1661-1

## ENGINE FRAME ASSEMBLY

Ref. No.	Part No.	Description	No. Used
1	93-7099	Frame - Engine	1
2	3290-378	Tie - Cable	1
3	324-12	Screw - Cap Hex. Hd.	2
4	3256-25	Washer - Flat	2
5	93-7100	Mount - Engine	1
6	87-7350	Hose - Suction	1
7	2412-34	Clamp - Hose	1
8	321-4	Screw - Cap Hex. Hd.	1
9	87-7290	Fitting - Hydraulic	1
10	87-6900	Tube - Hydraulic	1

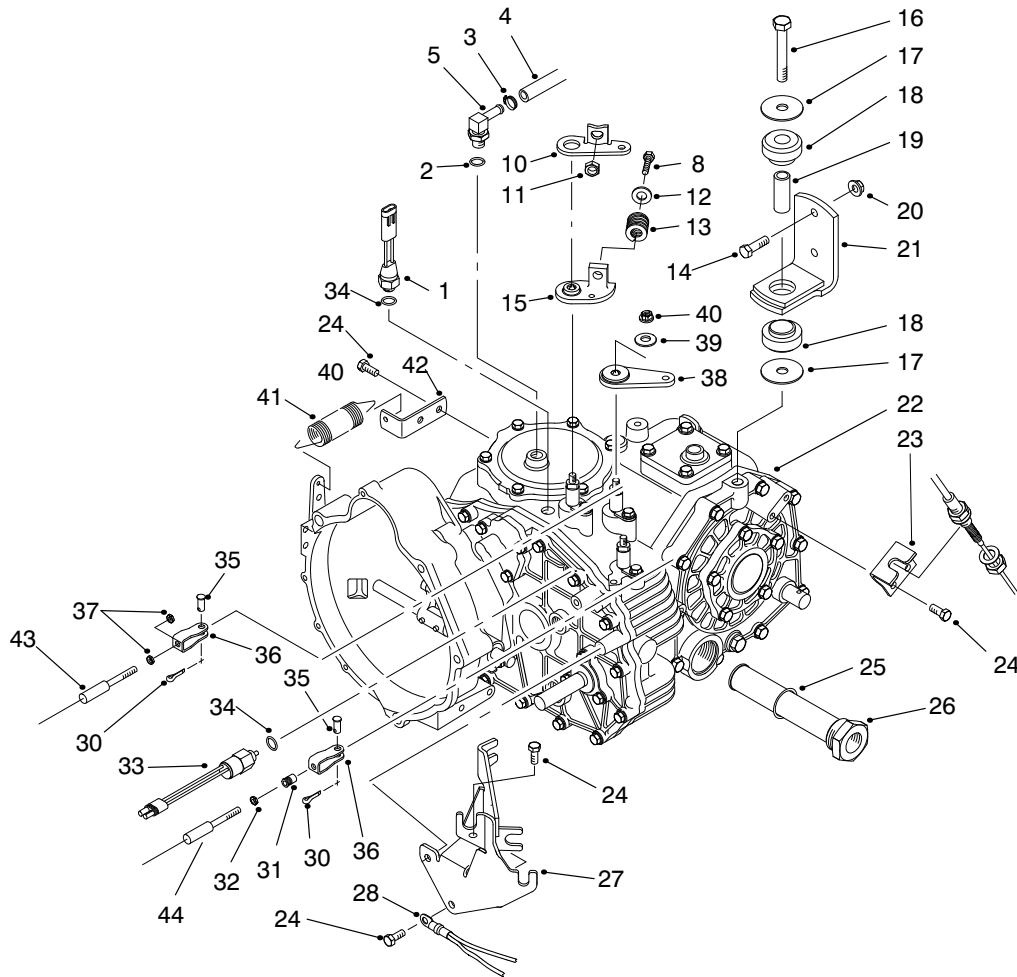
Ref. No.	Part No.	Description	No. Used
11	2412-106	Clamp - R	1
12	87-5100	Washer - Flat	4
13	87-4970	Engine Mount Assembly	2
14	32128-33	Nut - Flange	1
15	3296-39	Nut - Lock	6
16	3290-413	Washer - Belleville	12
17	76-9100	Spacer	6
18	3234-11	Screw - Cap Hex. Hd.	6
19	87-4730	Guard - Belly	2
20	3296-48	Nut - Lock	2



T-2013-1

## ENGINE INSTALLATION ASSEMBLY

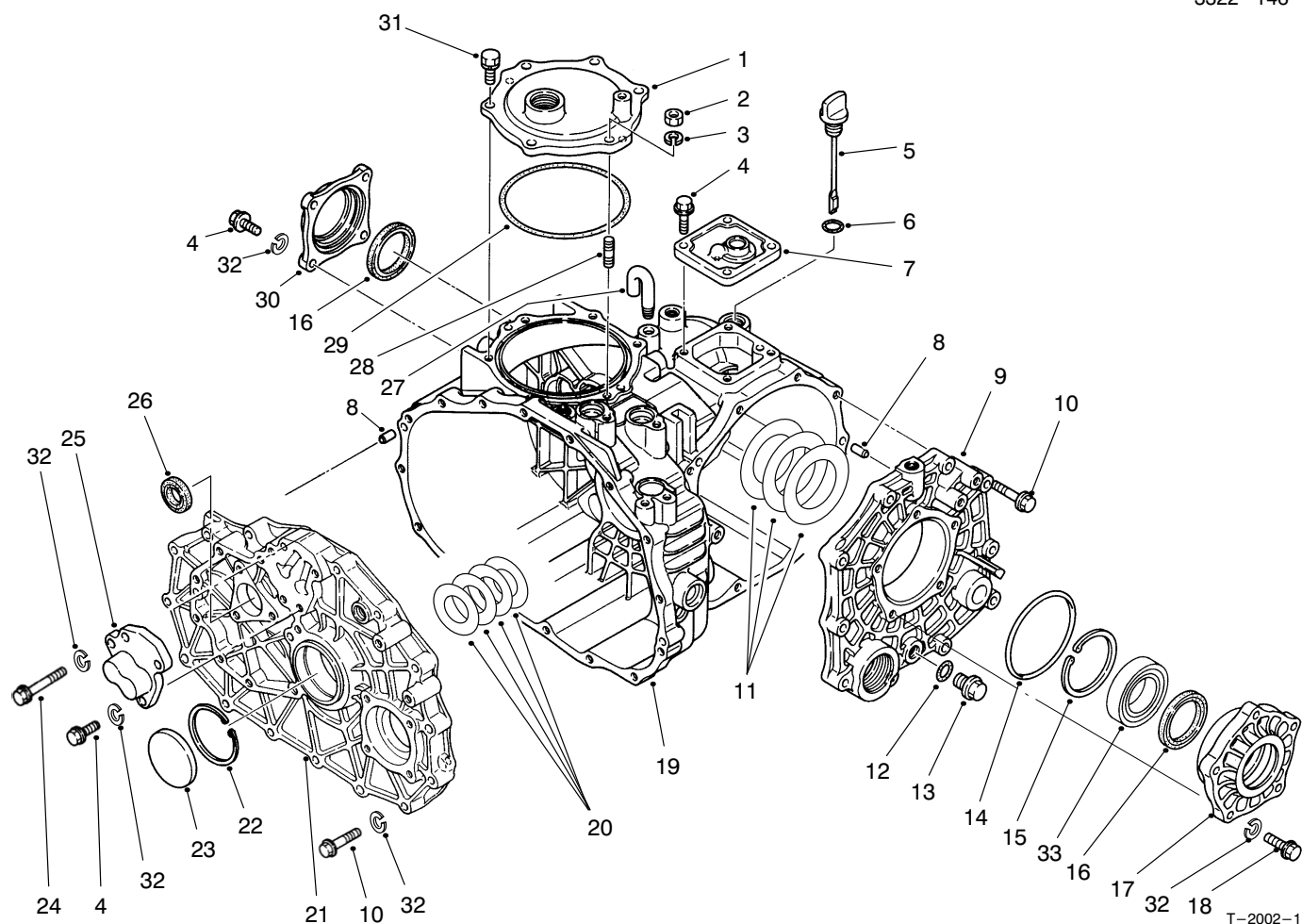
Ref. No.	Part No.	Description	No. Used	Ref. No.	Part No.	Description	No. Used
1	42-9440	Screw - Cap Hex. Hd.	3	30	3256-25	Washer	6
2	321-5	Screw - Cap Hex. Hd.	1	31	94-5213	Muffler	1
3	7-0030	Bolt - Shoulder	1	32	3254-2	Washer - Lock	2
4	94-5259	Bracket - Accelerator	1	33	33014-00	Nut - Lock	2
5	302-5	Fitting - Grease	1	34	87-3070	Cable - Battery Pos.	1
6	93-7098	Cable - Accelerator	1	35	87-4150	Hose - Radiator Lower	1
8	94-5256	Bell Crank	1	36	2412-34	Clamp	2
9	3296-3	Nut - Lock	3	37	2412-149	Clamp - R	1
10	2412-92	Clamp - Hose	1	38	3290-379	Tie - Cable	1
11	94-5238	Hose - Air Intake	1	39	36-4790	Washer - Thrust	3
12	2412-108	Clamp - Hose	2	40	93-7100	Mount - Engine	1
13	27-5360	Hose - Fuel	1	41	87-4110	Puck - Engine Adapter	1
14	98-2945	Hose	1	42	93-8974	Thermostat	1
15	93-7130	Harness - Wire	1	43	67-4430	Gasket - Thermostat	1
16	5-3637	Washer - Flat	1	44	87-3410	Housing - Thermostat	1
17	43-5920	Washer - Lock	1	45	87-7330	Hose - Radiator Upper	1
18	48-7880	Nut - Lock	1	46	93-8995	Rod - Threaded	1
19	87-4700	Disc - Clutch	1	47	3220-1	Nut - Jam	2
20	51-5610	Pin - Alignment	3	48	86-4760	Spring	3
21	87-4690	Cover - Clutch	1	49	18-1720	Joint - Ball	1
22	3253-4	Washer - Lock	6	50	3296-56	Nut - Lock	2
23	33114-016	Screw - Cap Hex. Hd.	6	51	33113-045	Screw - Cap Hex. Hd.	2
24	42-9570	Stud - Muffler	4	52	33093-00	Washer - Lock	2
25	42-9110	Gasket - Muffler	1	54	42-9440	Bolt & Washer	1
26	42-9850	Washer - Lock	4	55	98-2920	Engine	1
27	33014-00	Nut	4	56	98-2946	Cover - Engine (Model 07215TC)	1
28	63-7790	Screw - Cap Hex. Hd.	12	57	3256-29	Nut - Lock	1
29	48-9590	Washer - Lock	10				



T-2000-1

## TRANSAXLE INSTALLATION ASSEMBLY

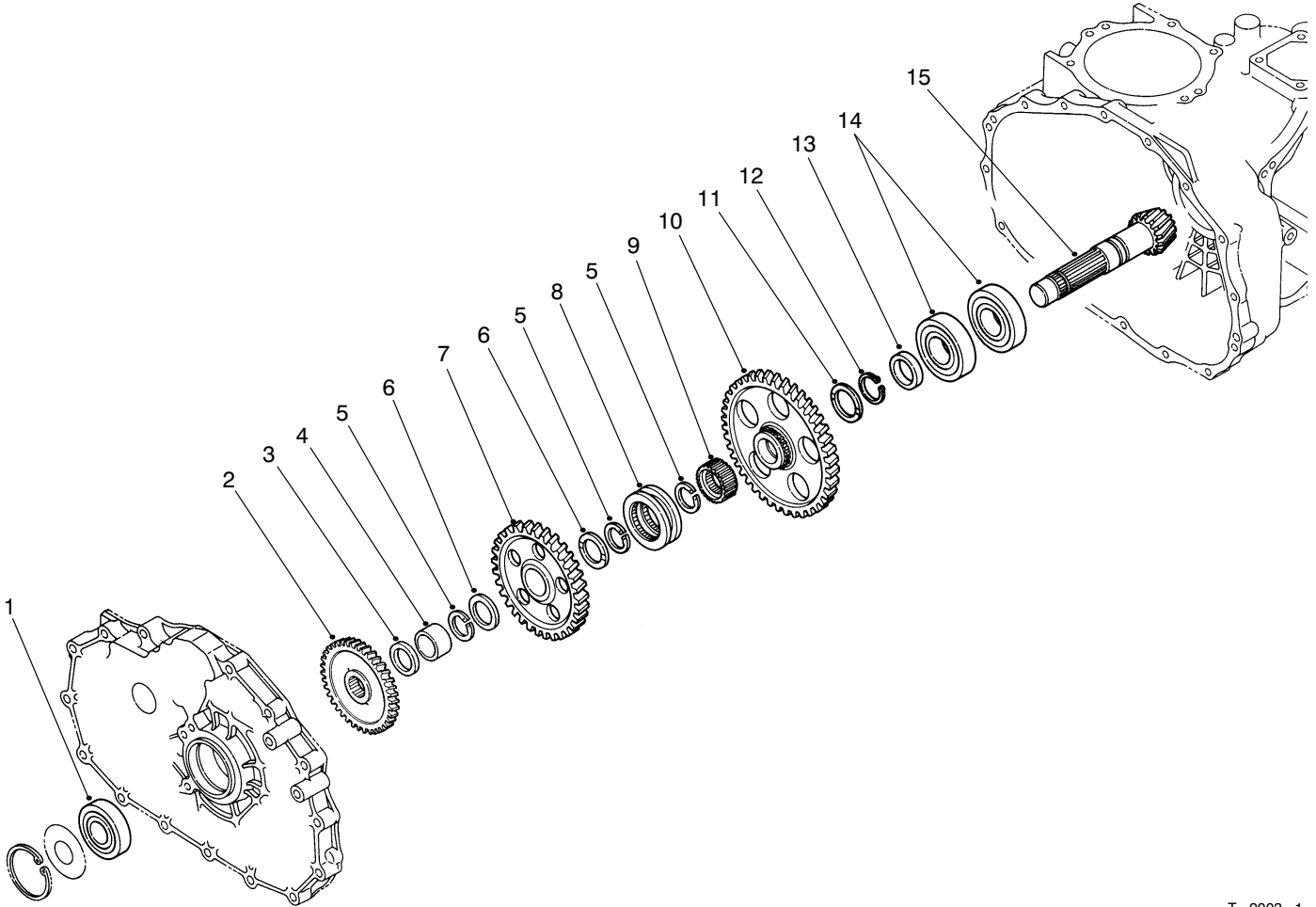
Ref. No.	Part No.	Description	No. Used	Ref. No.	Part No.	Description	No. Used
1	72-4310	Switch - Ball N.C.	1	26	87-3990	Oil Strainer Assembly (Incl. Ref. #25)	1
2	237-42	Seal - O-Ring	1	27	87-4820	Bracket - Cable	1
3	2412-36	Clamp - Hose	1	28	237-81	Seal - O-Ring	1
4	87-5730	Hose - Hydraulic	1	29	253-987	Fitting - Hydraulic 90° (Incl. Ref. #28)	1
5	354-135	Fitting - Hydraulic 90° (Incl. Ref. #47)	1	30	3272-6	Pin - Cotter	3
8	323-10	Screw - Cap Hex. Hd.	1	31	32148-15	Nut - Clinch	1
10	87-8250	Plate - Shift Arm	1	32	3219-14	Nut - Hex.	1
11	32128-21	Nut - Lock	1	33	87-6710	Switch - Supervisor	1
12	3256-4	Washer - Flat	1	34	237-30	Seal - O-Ring	2
13	87-6910	Spring - Compression	1	35	283-62	Pin - Clevis	3
14	323-7	Screw - Cap Hex. Hd.	4	36	87-2310	Clevis - Cable	3
15	87-7970	Arm - Shift	1	37	3220-1	Nut - Jam	4
16	3215-1	Screw - Cap Hex. Hd.	1	38	87-7960	Lever - Shift Arm	2
17	87-5100	Washer	4	39	80-6990	Washer - Flat	3
18	87-4970	Transaxle Mount Assembly (Incl. Ref. #19)	2	40	48-9520	Nut - Lock	3
19		Spacer - Mount	2	41	68-9950	Spring - Extension	1
20	3296-39	Nut - Flange Lock	4	42	87-7170	Bracket - Clutch Spring	1
21	87-5800	Bracket - Mount	2	43	87-4260	Shift Cable Assembly (Incl. Ref. #37)	2
22	87-9530	Transaxle Assembly	1	44	87-4420	Hi-Lo Cable Assembly (Incl. Ref. #32)	1
23	87-4470	Bracket	1				
24	33114-020	Screw - Cap Hex. Hd.	7				
25	237-123	Seal - O-Ring	1				



T-2002-1

## TRANSAXLE CASE ASSEMBLY

Ref. No.	Part No.	Description	No. Used	Ref. No.	Part No.	Description	No. Used
1	92-0656	Cover - P.T.O.	1	17	92-0654	Carrier - Differential	1
2	48-7930	Nut - Hex.	1	18	48-7730	Screw - Cap Hex. Hd.	5
3	92-0762	Washer - Lock	1	19	92-0651	Case - Transaxle	1
4	60-6750	Screw - Cap Hex. Hd.	11	20	92-0808	Shim Set	1
5	92-0662	Cap - Oil	1	21	92-5180	Plate - Center	1
6	92-0788	O-Ring	1	22	92-0759	Ring - Retaining	1
7	92-0652	Cover - Upper	1	23	92-0807	Cap - Sealing	1
8	92-0765	Pin - Alignment	4	24	48-7560	Screw - Cap Hex. Hd.	1
9	92-0653	Cover - Side	1	25	92-0706	Cap - Fork Shaft	1
10	42-9530	Screw - Cap Hex. Hd.	25	26	92-0791	Seal - Oil	1
11	92-0809	Shim Set	1	27	92-0743	Breather - Air	1
12	92-0787	O-Ring	1	28	92-0804	Stud	1
13	92-0773	Drain Plug Assembly (Incl. Ref. #12)	1	29	92-0790	O-Ring	1
14	92-0789	O-Ring	1	30	92-0655	Cover - Seal	1
15	92-0760	Ring - Retaining	1	31	92-0796	Screw - Cap Hex. Hd.	5
16	92-0793	Seal - Oil	2	32	42-9850	Washer - Lock	42
				33	92-0775	Bearing - Ball	2

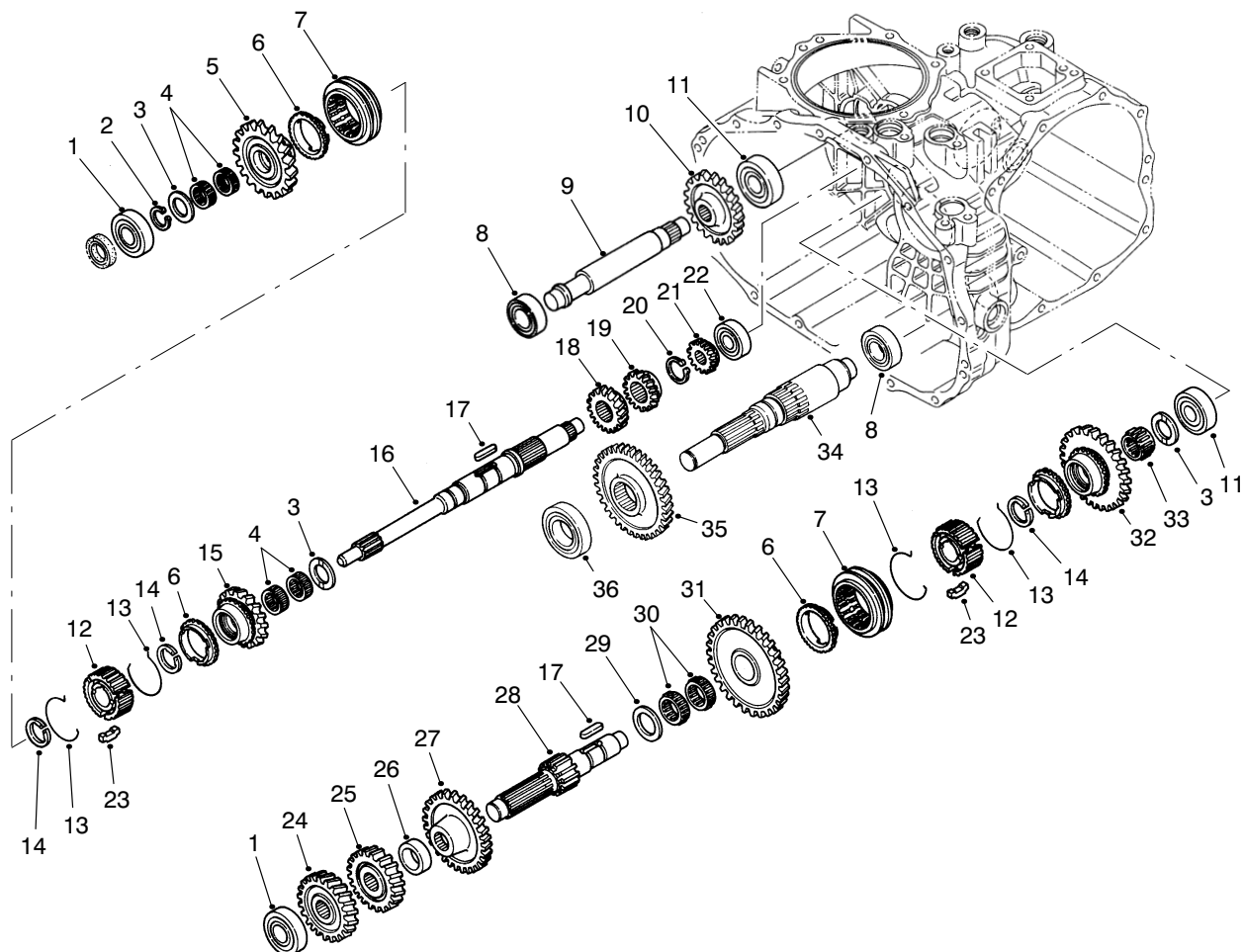


T-2003-1

## COUNTERSHAFT ASSEMBLY

Ref. No.	Part No.	Description	No. Used
1	92-0712	Bearing - Ball	1
2	92-5186	Gear - 43T	1
3	92-0716	Collar	1
4	92-0783	Sleeve - Inner	1
5	92-0764	Ring - Retaining	3
6	92-0711	Washer - Thrust	2
7	92-0715	Gear - 49T	1
8	92-0718	Shifter - Hi-Lo	1

Ref. No.	Part No.	Description	No. Used
9	92-0719	Collar - Spline	1
10	92-0717	Gear - 71T	1
11	92-0741	Washer - Thrust	1
12	92-0755	Ring - Retaining	1
13	92-0713	Collar	1
14	92-0714	Bearing - Ball	2
15	92-0710	Counter Shaft Assembly (Incl. Ring Gear)	1

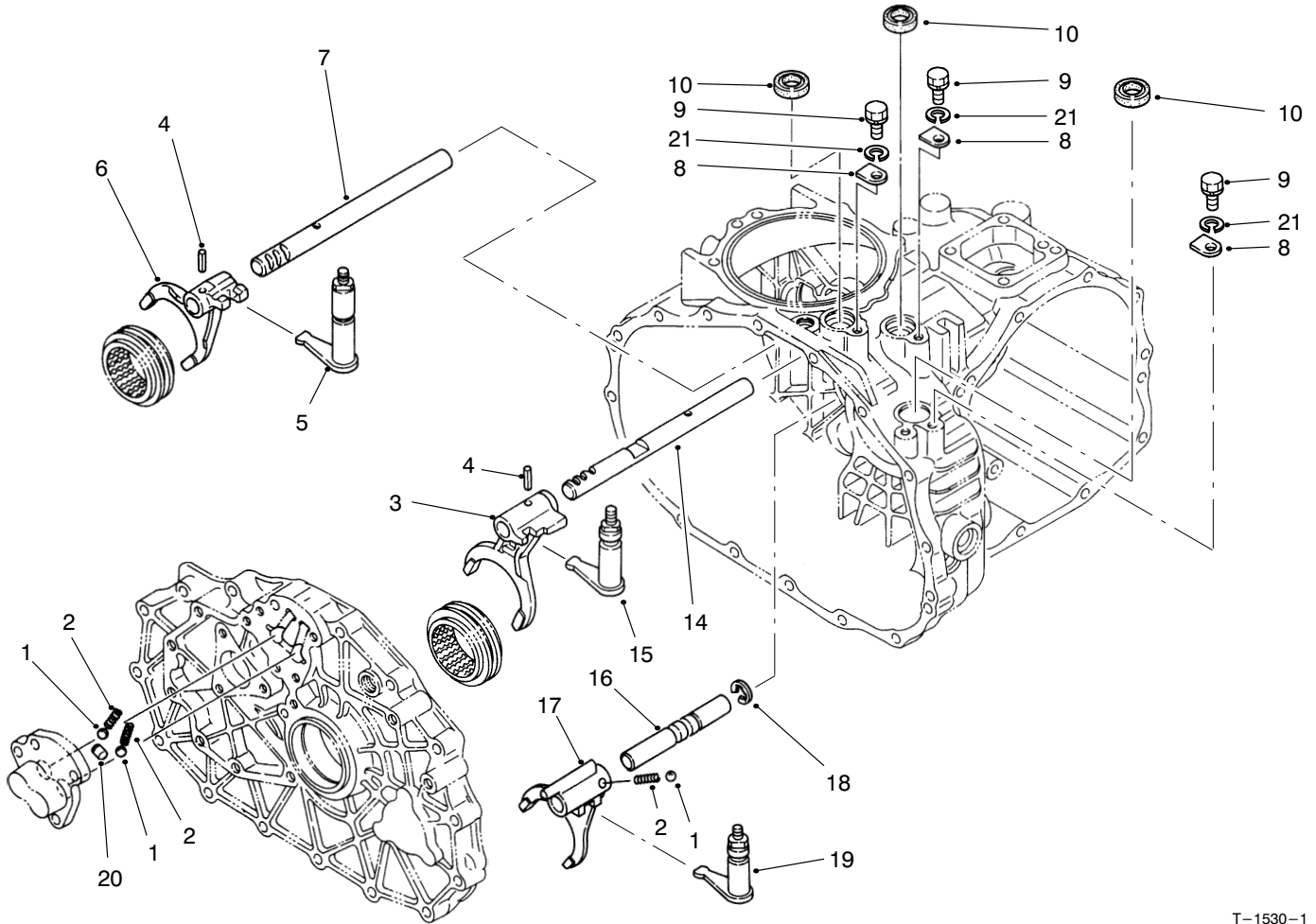


T-2004-1

## TRANSAXLE GEAR SHAFTS ASSEMBLY

Ref. No.	Part No.	Description	No. Used
1	251-8	Bearing - Ball	2
2	92-0753	Ring - Retaining	1
3	92-0740	Washer - Thrust	3
4	92-0781	Bearing - Needle	4
5	92-0820	Gear - 27T	1
6	92-0667	Ring - Synchro	3
7	92-0668	Shifter - Synchro	2
8	251-346	Bearing - Ball	2
9	92-0824	Shaft - Reverse Idler	1
10	92-0684	Gear - 33T	1
11	92-0778	Bearing - Ball	2
12	92-0664	Hub - Synchro	2
13	92-0666	Spring - Synchro	4
14	92-0763	Ring - Retaining	3
15	92-0821	Gear - 24T	1
16	92-0663	Shaft - Main	1
17	92-0772	Key	2
18	92-0687	Gear - 16T	1

Ref. No.	Part No.	Description	No. Used
19	92-0672	Gear - 18T	1
20	92-0754	Ring - Retaining	1
21	92-0673	Gear - 14T	1
22	92-0650	Bearing - Ball	1
23	92-0665	Key - Synchro	6
24	92-0822	Gear - 28T	1
25	92-0679	Gear - 23T	1
26	92-0680	Collar	1
27	92-0823	Gear - 43T	1
28	92-0674	Shaft - Reduction	1
29	92-0682	Washer - Thrust	1
30	92-0681	Bearing - Needle	2
31	92-0677	Gear - 49T	1
32	92-0819	Gear - 40T	1
33	92-0782	Bearing - Needle	1
34	92-5183	Shaft - Front Drive	1
35	92-5184	Gear - 41T	1
36	92-5185	Bearing - Ball	1

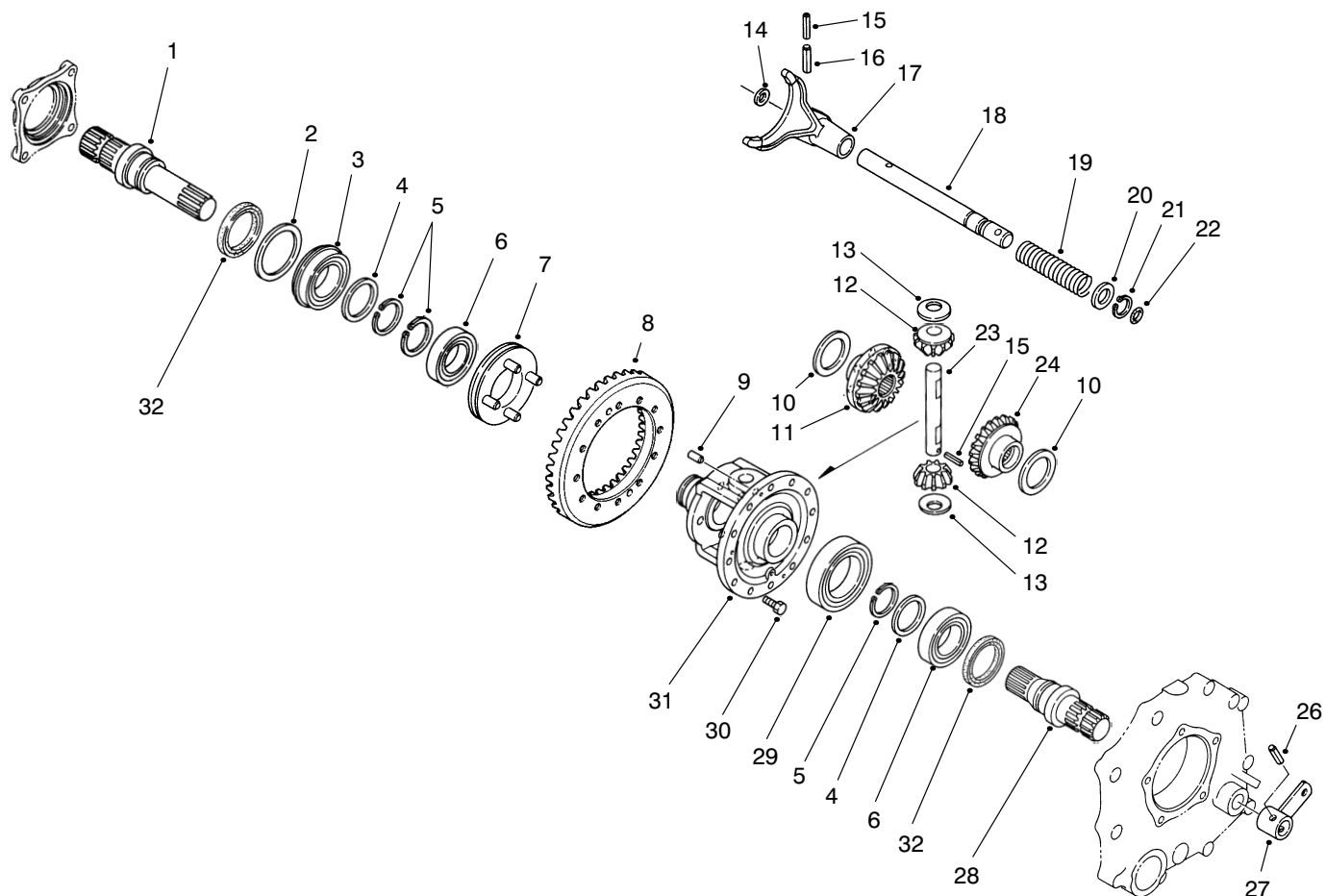


T-1530-1

## SHIFT FORK ASSEMBLY

Ref. No.	Part No.	Description	No. Used
1	92-0785	Ball	3
2	92-0731	Spring - Compression	3
3	92-0700	Fork - Shift R-1	1
4	92-0769	Pin - Spring	2
5	92-0817	Arm - Shift Fork 2-3	1
6	92-0701	Fork - Shift 2-3	1
7	92-0699	Shaft - Fork 2-3	1
8	92-0732	Plate - Keeper	3
9	48-7700	Screw - Cap Hex. Hd.	3

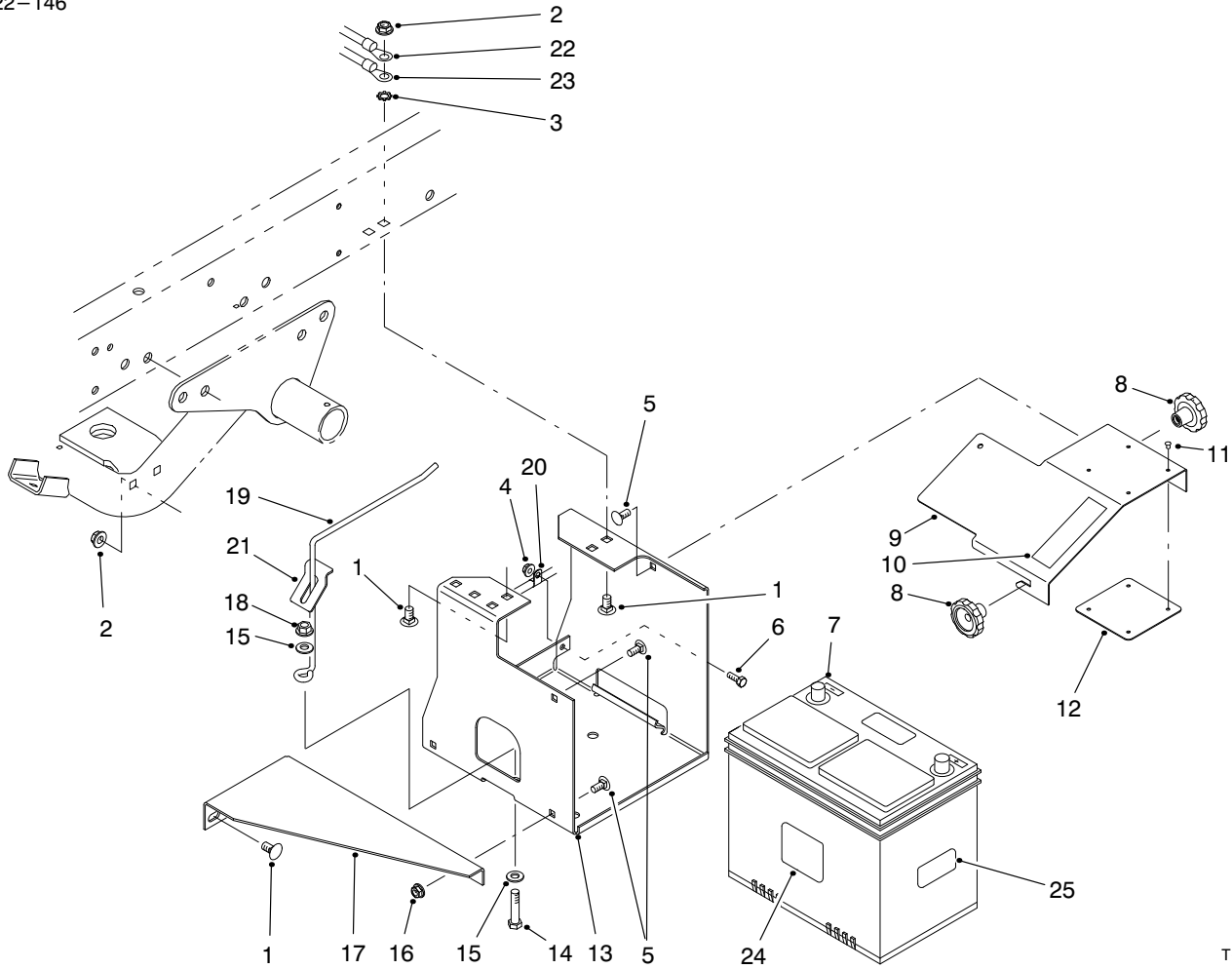
Ref. No.	Part No.	Description	No. Used
10	92-0729	Seal - Oil	3
14	92-0698	Shaft - Fork R-1	1
15	92-0816	Arm - Shift Fork R-1	1
16	92-0708	Shaft - Fork Hi-Lo	1
17	92-0709	Fork - Shift Hi-Lo	1
18	92-0761	Ring - Retaining	1
19	92-0818	Arm - Shift Fork Hi-Lo	1
20	92-0705	Lock - Spindle	1
21	42-9850	Washer - Lock	3



T-1527-1

## DIFFERENTIAL GEAR ASSEMBLY

Ref. No.	Part No.	Description	No. Used	Ref. No.	Part No.	Description	No. Used
1	92-0726	Shaft - Axle R.H.	1	16	92-0771	Pin - Spring	1
2	92-0728	Washer	1	17	92-0721	Fork - Differential Lock	1
3	92-0780	Bearing - Ball	1	18	92-0722	Shaft - Lock Fork	1
4	92-0727	Washer	2	19	92-0723	Spring - Compression	1
5	92-0756	Ring - Retaining	3	20	92-0733	Washer	1
6	92-0775	Bearing - Ball	2	21	92-0753	Ring - Retaining	1
7	92-0730	Slider - Differential Lock	1	22	92-0787	O-Ring	1
8	92-0710	Ring Gear Assembly (Incl. Counter Shaft)	1	23	92-0749	Shaft - Pinion	1
9	92-0765	Pin - Alignment	2	24	92-0745	Gear - Side L.H.	1
10	92-0747	Washer - Thrust	2	26	92-0770	Pin - Spring	1
11	92-0746	Gear - Side R.H.	1	27	92-0724	Arm - Differential Lock	1
12	92-0748	Gear - Pinion	2	28	92-0725	Shaft - Axle L.H.	1
13	92-0750	Washer	2	29	92-0776	Bearing - Ball	1
14	92-0744	Washer	1	30	92-0803	Screw - Hex. Flange Hd.	12
15	92-0768	Pin - Spring	2	31	92-0720	Case - Differential	1
				32	92-0793	Seal - Oil	2

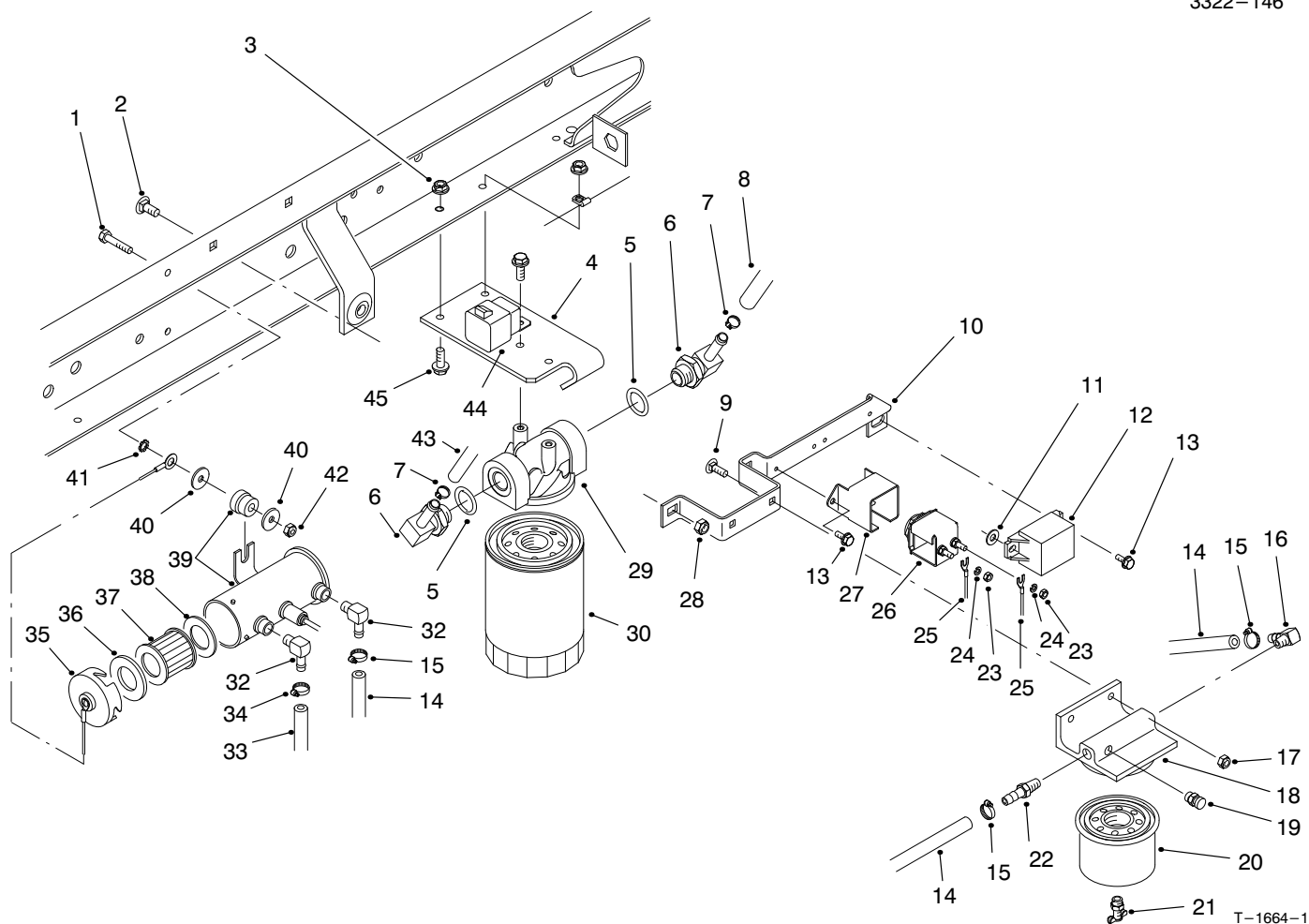


T-2014-2

## BATTERY MOUNT ASSEMBLY

Ref. No.	Part No.	Description	No. Used
1	3231-21	Bolt - Carriage	6
2	3290-357	Nut - Flange Lock	6
3	3255-9	Washer - Lock ETLW	1
4	32128-33	Nut - Flange Lock	1
5	3230-23	Bolt - Carriage	4
6	321-4	Screw - Cap Hex. Hd.	1
7	63-9230	Battery	1
8	19-4050	Knob	2
9	87-5130	Cover - Battery Base	1
10	36-3400	Decal - No Step	1
10	93-6687	Decal - No Step (Europe)	1
10	84-2780	Decal - No Step (Japan)	1
11	3296-27	Rivet - Plastic	4
12	87-7620	Shield - Plastic	1

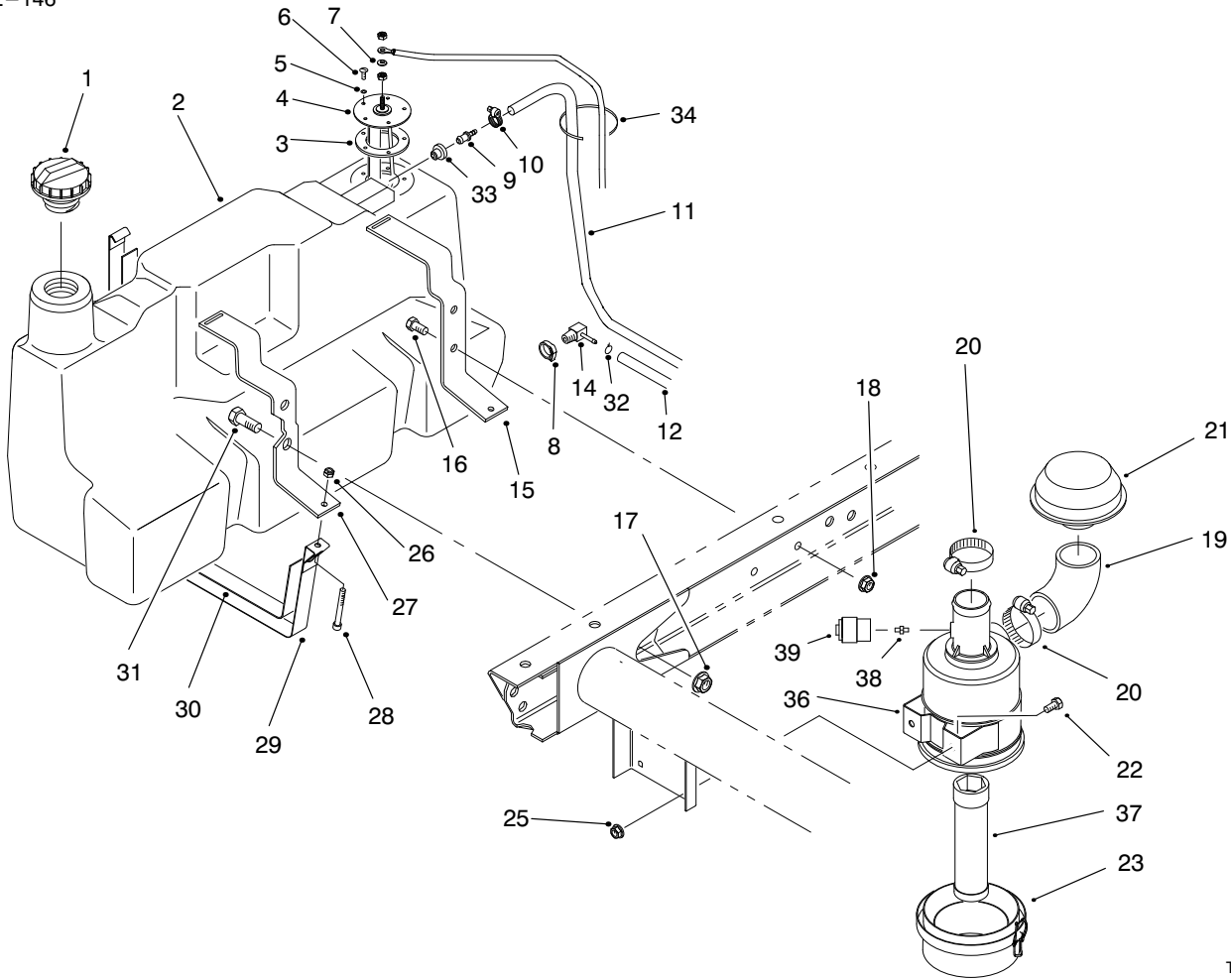
Ref. No.	Part No.	Description	No. Used
13	87-5120	Bracket - Battery Base	1
14	323-9	Screw - Cap Hex. Hd.	1
15	3256-24	Washer - Flat	2
16	32128-20	Nut - Flange Lock	2
17	87-5110	Support - Lower	1
18	3296-39	Nut - Flange Lock	1
19	87-7600	Rod - Battery Support	1
20	2412-89	Clamp - R	1
21	87-7610	Tab - Battery Support	1
22	87-4250	Harness - Wire Rear	1
23	87-3080	Cable - Battery Neg.	1
24	93-6668	Decal - Charging (Europe)	1
25	93-7276	Decal - Danger (Europe)	1



## FUEL FILTER, FUEL PUMP & RELAY MOUNTING

Ref. No.	Part No.	Description	No. Used
1	48-7650	Screw - Cap Hex. Hd.	2
2	3230-23	Bolt - Carriage	2
3	32128-33	Nut - Flange Lock	1
4	87-7040	Bracket - Oil Filter	1
5	237-79	Seal - O-Ring	2
6	354-134	Fitting - Hydraulic 90° (Incl. Ref. #5)	2
7	2412-36	Clamp - Hose	2
8	87-5730	Hose - Hydraulic	1
9	3229-25	Nut - Lock	2
10	87-7380	Bracket - Relay/Indicator	1
11	3256-22	Washer - Flat	1
12	66-8800	Relay	1
13	12-5450	Screw - Hex. Hd.	4
14	27-5360	Hose - Fuel	2
15	2412-108	Clamp - Hose	3
16	353-707	Fitting - 90° Barb	1
17	3296-42	Nut - Lock	2
18	63-8280	Head - Filter	1
19	63-8290	Vent - Air	1
20	63-8300	Element - Filter	1
21	63-8310	Drain - Filter	1
22	353-783	Fitting - Straight	1
23	43-5970	Nut	2
24	48-8000	Washer - Lock	2

Ref. No.	Part No.	Description	No. Used
25	93-7130	Harness - Wire	1
26	66-8700	Glow Plug Indicator Assy. (Incl. Ref. #23-34 & 26-27)	1
27	70-8560	Retainer - Indicator	1
28	3296-29	Nut - Lock	2
29	87-8780	Head - Oil Filter	1
30	54-0110	Element - Oil Filter	1
32	46-3710	Fitting - 90°	2
33	63-9640	Hose - Fuel Tank to Pump	1
34	92-2379	Clamp - Hose	1
35	43-2580	Magnet	1
36	43-2560	Gasket	1
37	43-2550	Filter	1
38	43-2570	Gasket	1
39	53-8150	Fuel Pump Assembly (Incl. Ref. #35-39)	1
40	3256-67	Washer - Flat	3
41	3255-7	Washer - ETLW	1
42	49-7810	Nut - Lock	2
43	87-4920	Hose - Hydraulic (Model 07215)	1
43	94-5255	Hose - Hydraulic (Model 07215TC)	1
44	70-1480	Relay - S.P.D.T.	1
45	3234-4	Screw - Hex. Flange Hd.	4

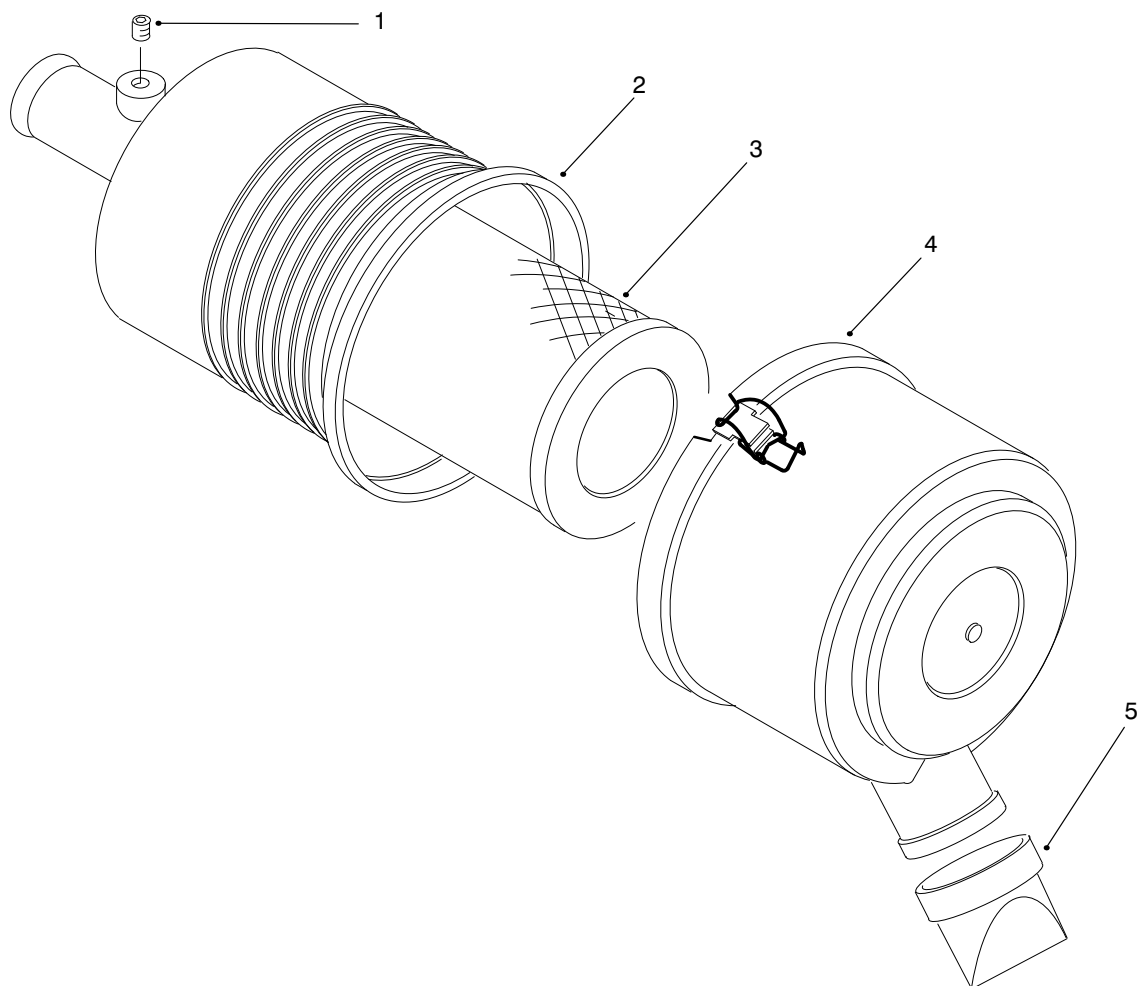


T-1665-6

## FUEL TANK & AIR CLEANER ASSEMBLY

Ref. No.	Part No.	Description	No. Used
1	93-3102	Cap - Fuel	1
2	98-2915	Fuel Tank Assembly (Incl. Ref. #8, 9, 14 & 33)	1
3	62-7650	Gasket - Sending Unit	1
4	63-7640	Unit - Sending	1
5	3253-15	Washer - Lock	5
6	32122-24	Screw - Round Hd.	5
7	5-3637	Washer - Flat	1
8	2412-36	Clamp	1
9	98-2952	Fitting - Straight	1
10	2412-108	Clamp - Hose	1
11	98-2945	Hose - Fuel	1
12	63-9640	Hose - Fuel	1
14	353-781	Fitting - Fuel 90°	1
15	87-3140	Support - Rear	1
16	323-4	Screw - Cap Hex. Hd.	2
17	32128-23	Nut - Flange	2
18	3290-357	Nut - Flange	2
19	94-5248	Elbow - Air Intake	1
20	2412-92	Clamp - Hose	2

Ref. No.	Part No.	Description	No. Used
21	46-7510	Hood - Inlet, Air	1
22	322-2	Screw - Cap Hex. Hd.	2
23	95-5805	Air Cleaner Assembly	1
25	32128-20	Nut - Flange Lock	2
26	3296-42	Nut - Lock	2
27	87-3150	Support - Front	1
28	3274-54	Screw - Hex. Socket Hd.	2
29	87-3160	Strap - Tank Support	2
30	87-3170	Pad - Tank Support Strap	2
31	3234-38	Screw - Cap Hex. Hd.	2
32	92-2379	Clamp - Hose	1
33	46-6560	Bushing	1
34	3290-378	Cable - Tie	1
36	93-2191	Mounting Band Assembly	1
37	98-2982	Filter - Element, Safety (Optional)	1
38	94-1416	Asm - Adapter, Indicator (Optional)	1
39	93-9164	Indicator - Service (Optional)	1

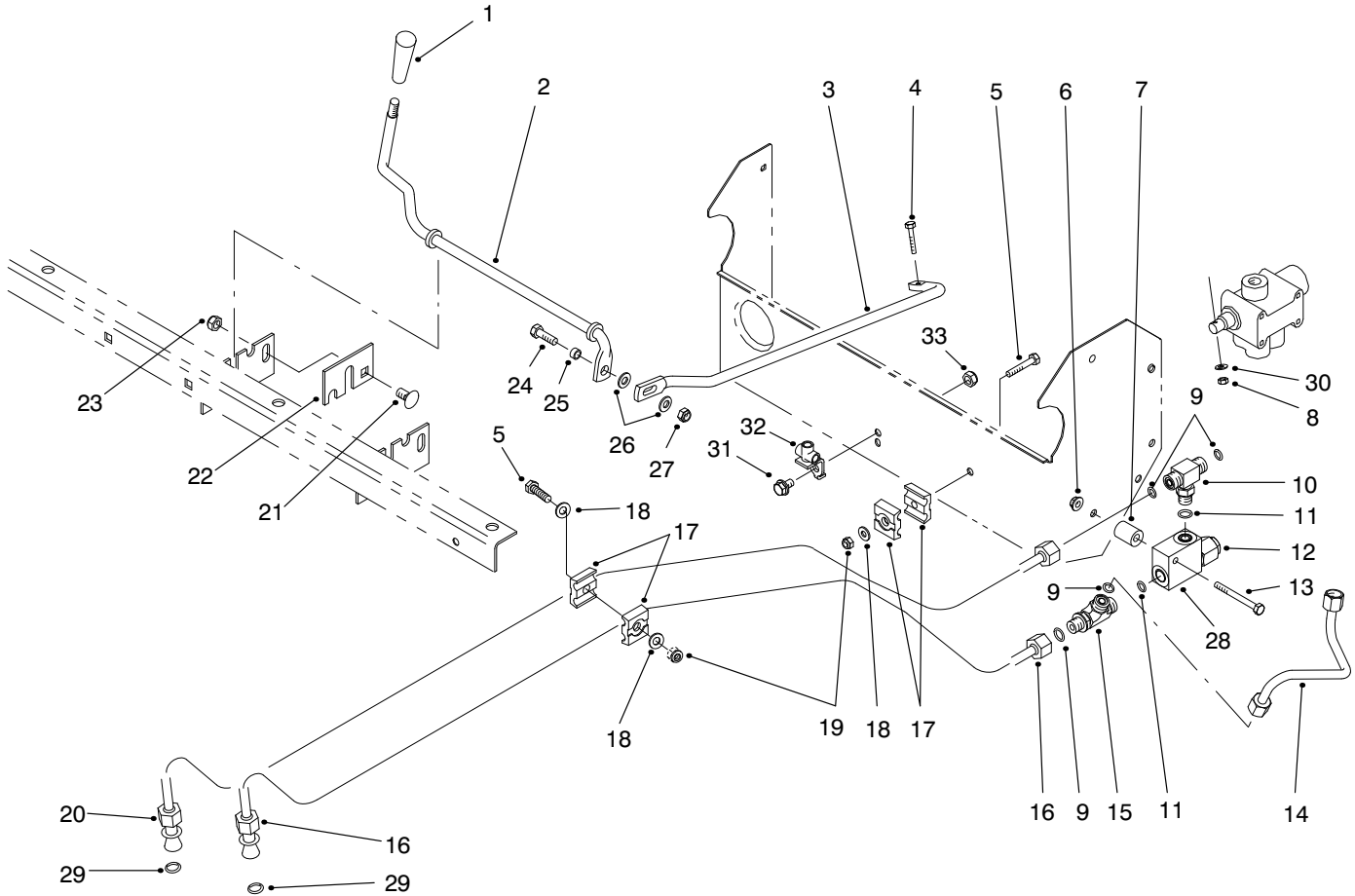


T-2607-2

## AIR CLEANER ASSEMBLY NO. 95-5805

Ref. No.	Part No.	Description	No. Used	Ref. No.	Part No.	Description	No. Used
1	285-17	Plug	1	4	94-3652	Assembly-Cover	1
2		Assembly-Body	1	5	94-1414	Valve-Vacuator	1
3	93-2195	Element-Air Cleaner	1				
*	98-2982	Element-Filter, Safety (Optional)	1				

\*Not Illustrated



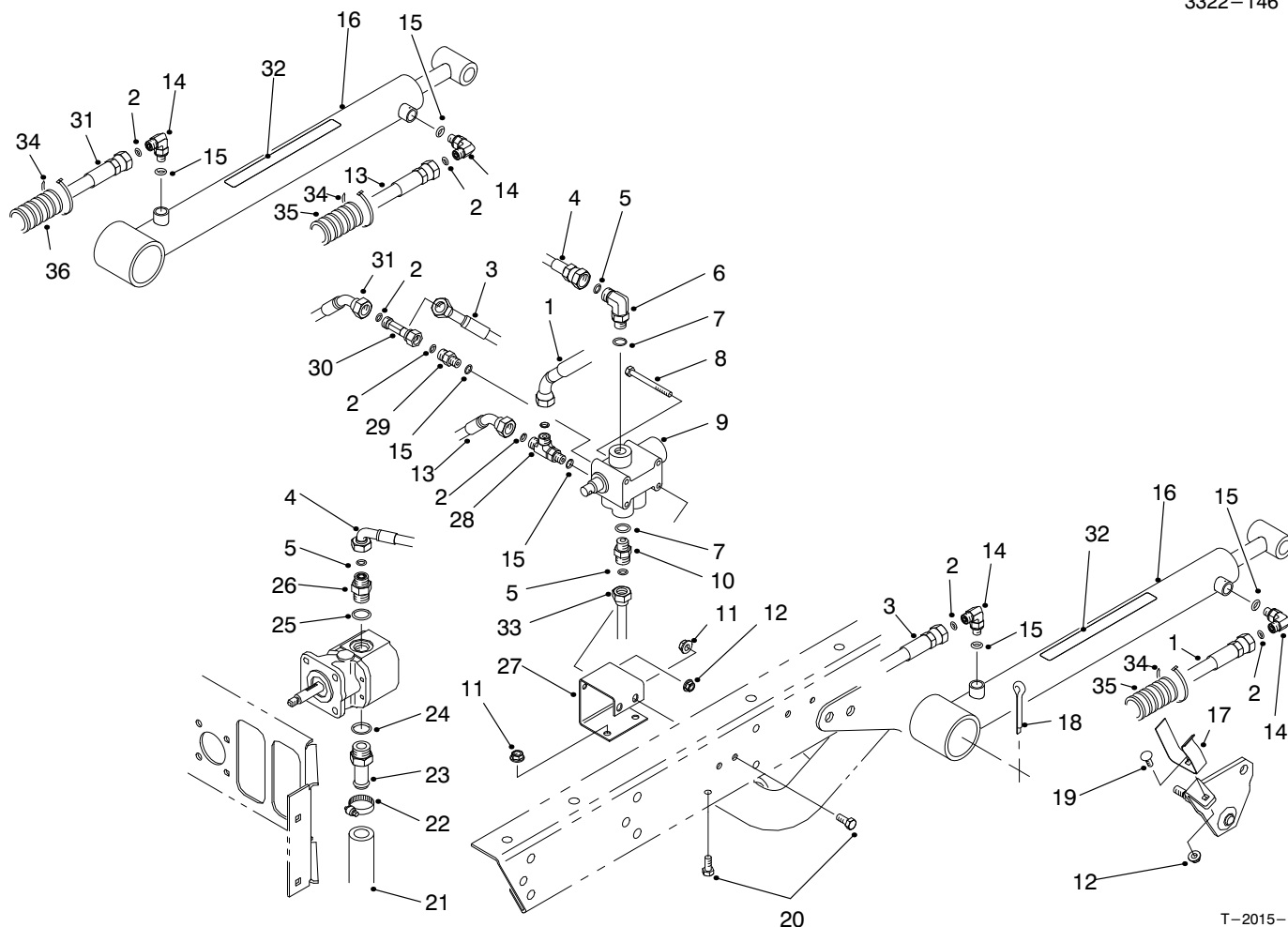
T-1610-1

## LIFT VALVE LINKAGE ASSEMBLY

Ref. No.	Part No.	Description	No. Used
1	233-39	Knob	1
2	87-4500	Rod - Pivot	1
3	87-4510	Rod - Connecting	1
4	87-5150	Screw - Cap Hex. Hd.	1
5	321-9	Screw - Cap Hex. Hd.	2
6	32128-33	Nut - Flange Lock	1
7	75-9610	Spacer	1
8	87-5140	Nut - Lock	1
9	237-22	Seal - O-Ring	4
10	340-94	Fitting - Hydraulic Tee (Incl. Ref. #9 & 11)	1
11	237-42	Seal - O-Ring	2
12	92-2160	Cartridge - Relief Valve	1
13	321-15	Screw - Cap Hex. Hd.	1
14	87-4560	Tube - Hydraulic (Model 07215)	1
15	340-86	Fitting - Hydraulic Tee (Incl. Ref. #9 & 11)	1
16	93-7092	Hydraulic Tube Assembly (Incl. Ref. #29)	1

Ref. No.	Part No.	Description	No. Used
17	56-7973	Clamp - Hydraulic Tube	4
18	3256-22	Washer - Flat	3
19	3296-42	Nut - Lock	2
20	93-7093	Hydraulic Tube Assembly (Incl. Ref. #29)	1
21	3231-21	Bolt - Carriage	1
22	87-4490	Bracket - Hold-Down	1
23	3296-39	Nut - Lock	1
24	322-5	Screw - Cap Hex. Hd.	1
25	87-5080	Spacer - Connecting	1
26	3256-23	Washer - Flat	2
27	3296-29	Nut - Lock	1
28	92-2161	Body - Relief Valve	1
29	39-7310	Seal - O-Ring	2
30	3256-14	Washer - Flat	1
31	322-2	Screw - Cap Hex. Hd.	1
32	87-3560	Tee - Brake Line	1
33	32128-20	Nut - Lock	1
*	87-3680	Assembly - Relief Valve (Incl. Ref. #12 & 28)	1

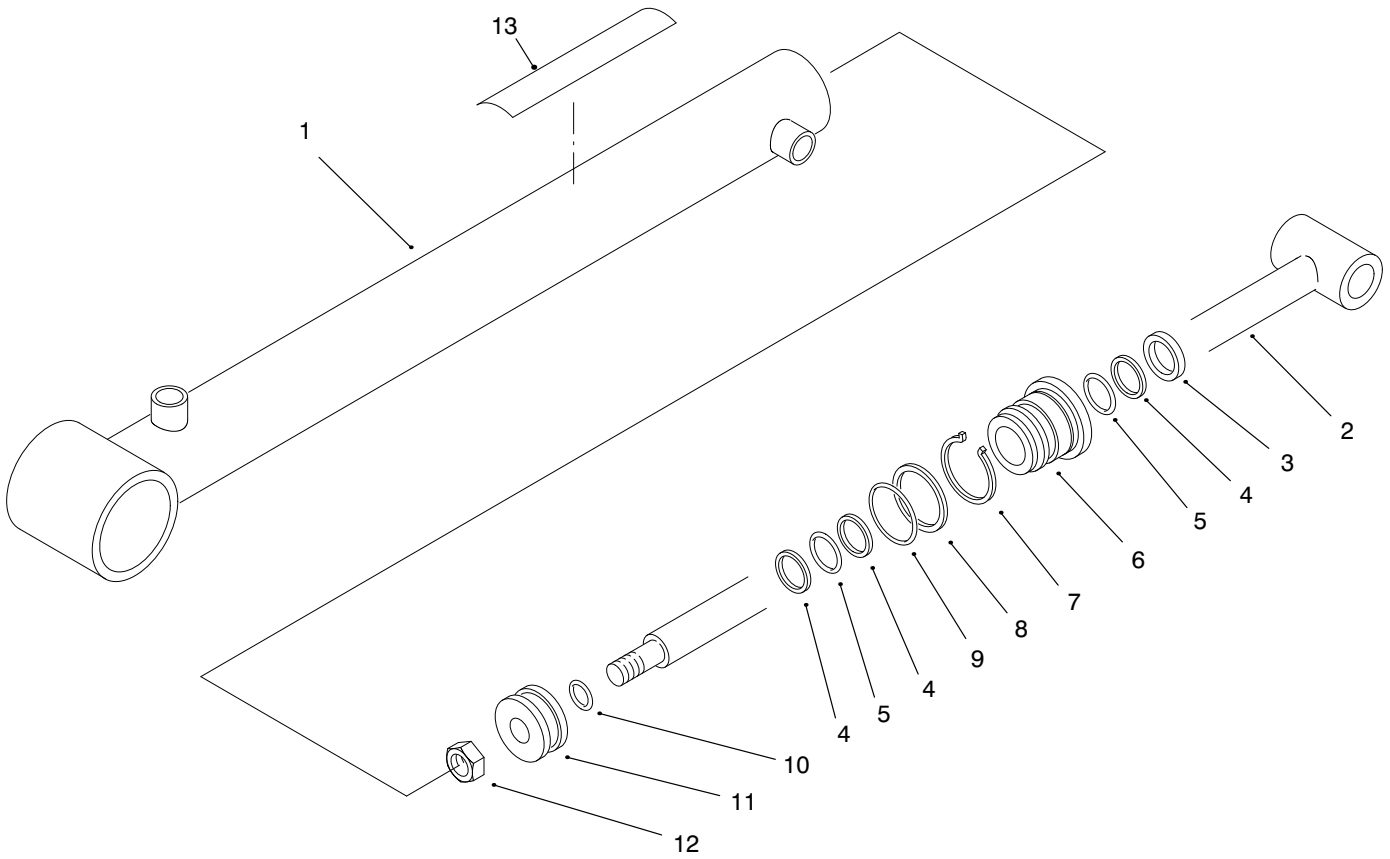
\*Not Illustrated



T-2015-1

## LIFT VALVE & CYLINDER ASSEMBLY

Ref. No.	Part No.	Description	No. Used	Ref. No.	Part No.	Description	No. Used
1	92-2697	Hose - Hydraulic	1	17	87-3720	Retainer - Cylinder	2
2	237-21	Seal - O-Ring	6	18	3272-37	Pin - Cotter	2
3	87-4880	Hose - Hydraulic	1	19	3229-1	Screw - Carriage	2
4	87-4870	Hose - Hydraulic (Model 07215)	1	20	322-3	Screw - Cap Hex. Hd.	4
4	93-9552	Hose - Hydraulic (Model 07215TC)	1	21	87-3670	Hose - Hydraulic	1
5	237-22	Seal - O-Ring	3	22	2412-34	Clamp	1
6	340-77	Fitting - Hydraulic 90° (Incl. Ref. #5 & 7)	1	23	354-136	Fitting - Hydraulic Straight (Incl. Ref. #24)	1
7	237-42	Seal - O-Ring	2	24	237-80	Seal - O-Ring	1
8	321-14	Screw - Cap Hex. Hd.	2	25	237-79	Seal - O-Ring	1
9	43-1950	Valve	1	26	340-3	Fitting - Hydraulic Straight (Incl. Ref. #5 & 25)	1
10	340-2	Fitting - Straight (Incl. Ref. #5 & 7) (Model 07215)	1	27	87-4520	Bracket - Dump Valve	1
10	340-77	Fitting - 90° (Incl. Ref. #5 & 7) (Model 07215TC)	1	28	340-140	Fitting - Hydraulic Tee (Incl. Ref. #2 & 15)	1
11	32128-20	Nut - Flange Head	4	29	340-92	Fitting - Hydraulic Straight (Incl. Ref. #2 & 15)	1
12	32128-33	Nut - Flange Head	2	30	340-151	Fitting - Hydraulic Tee (Incl. Ref. #2)	1
13	87-4910	Hose - Hydraulic	1	31	87-4900	Hose - Hydraulic	1
14	340-132	Fitting - Hydraulic 90° (Incl. Ref. #2 & 15)	4	32	87-7930	Decal - Warning	2
15	237-78	Seal - O-Ring	4	32	93-9852	Decal - Warning (Europe)	2
16	94-5203	Hydraulic Cylinder Assy. (Incl. Ref. #32)	2	32	92-6415	Decal - Warning (Japan)	2
				33	87-4560	Tube - Hydraulic	1
				34	3290-378	Tie - Cable (Europe)	6
				35	24-7923	Conduit - Hose (Europe)	2
				36	24-7922	Conduit - Hose (Europe)	1



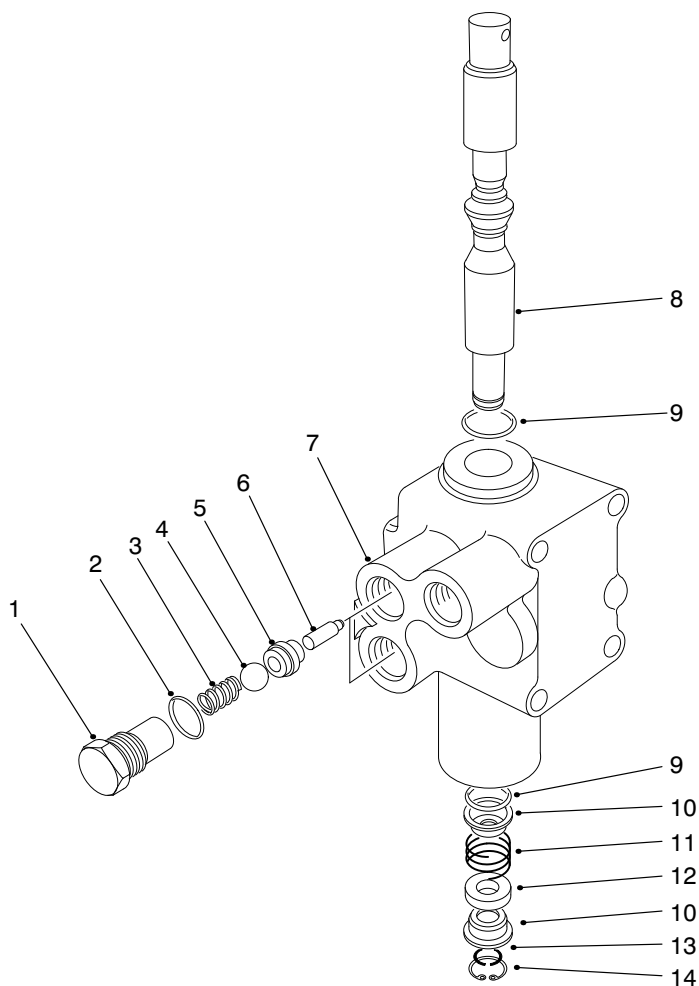
T-2342-1

## LIFT CYLINDER NO. 94-5203

Ref. No.	Part No.	Description	No. Used
1	94-5206	Barrel Assembly	1
2	94-5207	Shaft	1
3		Seal - Dust	1
4		Backup	3
5		Seal - O-Ring	2
6	92-2162	Head	1
7	84-1680	Ring - Retaining	1
8		Backup	1

Ref. No.	Part No.	Description	No. Used
9		Seal - O-Ring	1
10		Seal - O-Ring	1
11	43-5150	Piston	1
12	32152-10	Nut	1
13	87-7930	Decal - Warning	1
*	92-2165	Kit - Repair (Incl. Ref. #3-5 & 8-10)	1

\*Not Illustrated

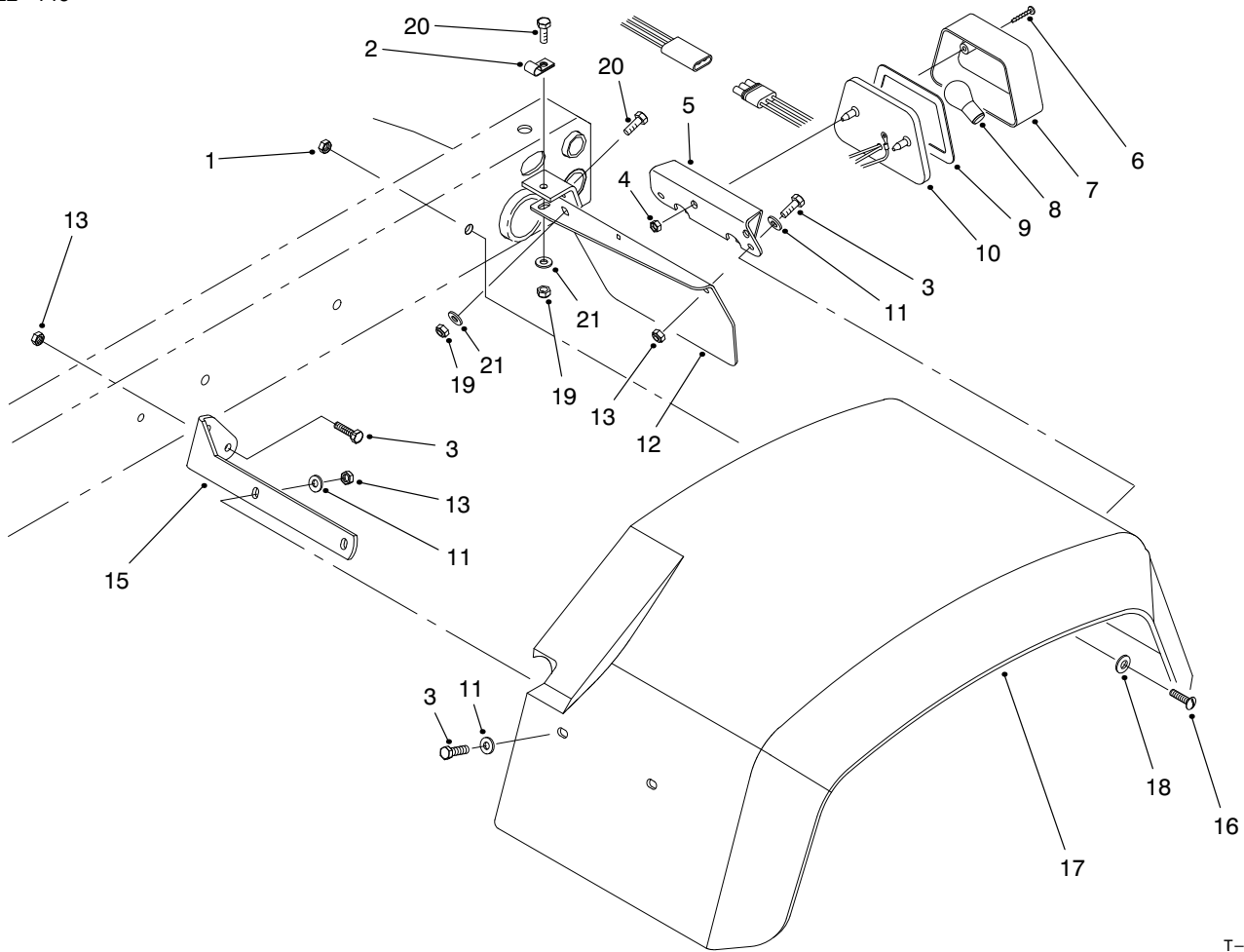


T-0280-3

## CONTROL VALVE ASSEMBLY NO. 43-1950

Ref. No.	Part No.	Description	No. Used
1	22-8330	Plug	2
2	237-42	O-Ring	2
3	22-8340	Spring	2
4	22-8350	Ball	2
5	22-8370	Seat-Check Valve	2
6	22-8360	Pin - Cam	2
7		Body	1

Ref. No.	Part No.	Description	No. Used
8	22-8420	Spool	1
9	22-8500	O-Ring	2
10	22-8380	Retainer - Spring	2
11	22-8410	Spring	1
12	23-3030	Spacer	1
13	22-8480	Ring - Retaining, Spool	1
14	22-8490	Ring - Retaining	1



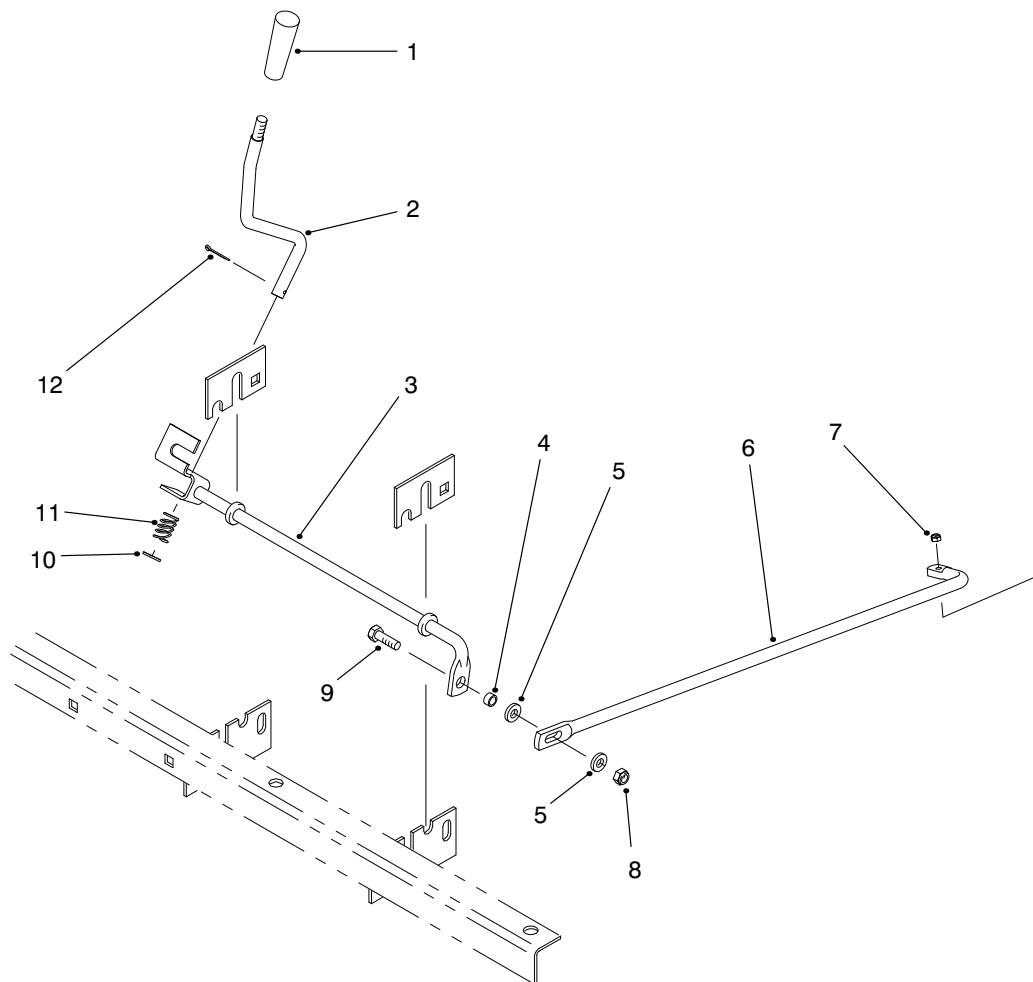
T-1613-1

## REAR FENDER & TAIL LIGHT ASSEMBLY

Ref. No.	Part No.	Description	No. Used
1	3296-39	Nut - Lock	6
2	2412-93	Clamp - R	1
3	321-6	Screw - Cap Hex. Hd.	12
4	3290-506	Palnut	2
5	87-5770	U-Bracket - Tail Light	1
6	32144-93	Screw - Self Tapping	2
7	87-6300	Lens	1
8		Bulb (#1157 Std. 12 Volt)	1
9	87-6310	Gasket	1
10	87-2110	Tail Light Assembly (Incl. Ref. #6-9)	1

Ref. No.	Part No.	Description	No. Used
11	3256-22	Washer - Flat	19
12	93-8943	Plate - Tail Light LH	1
*	93-8944	Plate - Tail Light RH	1
13	3296-42	Nut - Lock	12
15	93-8941	Bracket - Front LH	1
*	93-8942	Bracket - Front RH	1
16	3274-94	Screw - Socket Button Hd.	6
17	87-6660	Fender - Rear 24"	2
18	3256-24	Washer - Flat	6
19	3296-29	Nut - Lock	4
20	322-5	Screw - Cap Hex. Hd.	4
21	3256-23	Washer - Flat	4

\*Not Illustrated

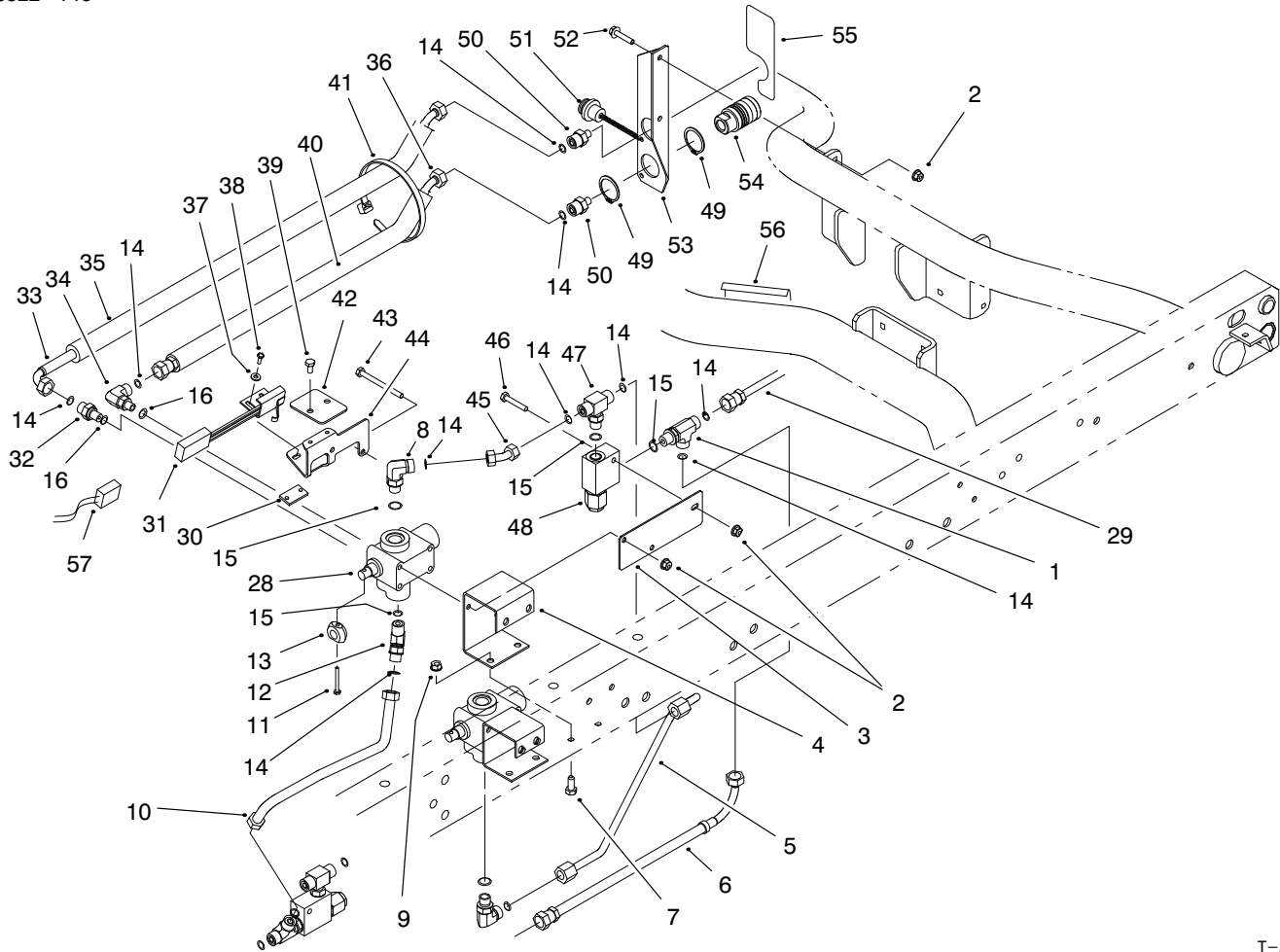


T-2623

## REMOTE HYDRAULICS CONTROL LEVER & LINKAGE (Model 07215TC)

Ref. No.	Part No.	Description	No. Used
1	233-39	Knob	1
2	87-4580	Rod - Auxiliary Lever	1
3	87-4610	Rod - Auxiliary	1
4	87-5080	Spacer - Connecting Rod	1
5	3256-23	Washer - Flat	2
6	93-9536	Rod - Connecting	1

Ref. No.	Part No.	Description	No. Used
7	3296-2	Nut - Hex.	1
8	3296-29	Nut - Lock	1
9	322-5	Screw - Cap Hex. Hd.	1
10	3256-25	Washer - Flat	1
11	66-4850	Spring - Compression	1
12	3272-7	Pin - Cotter	1

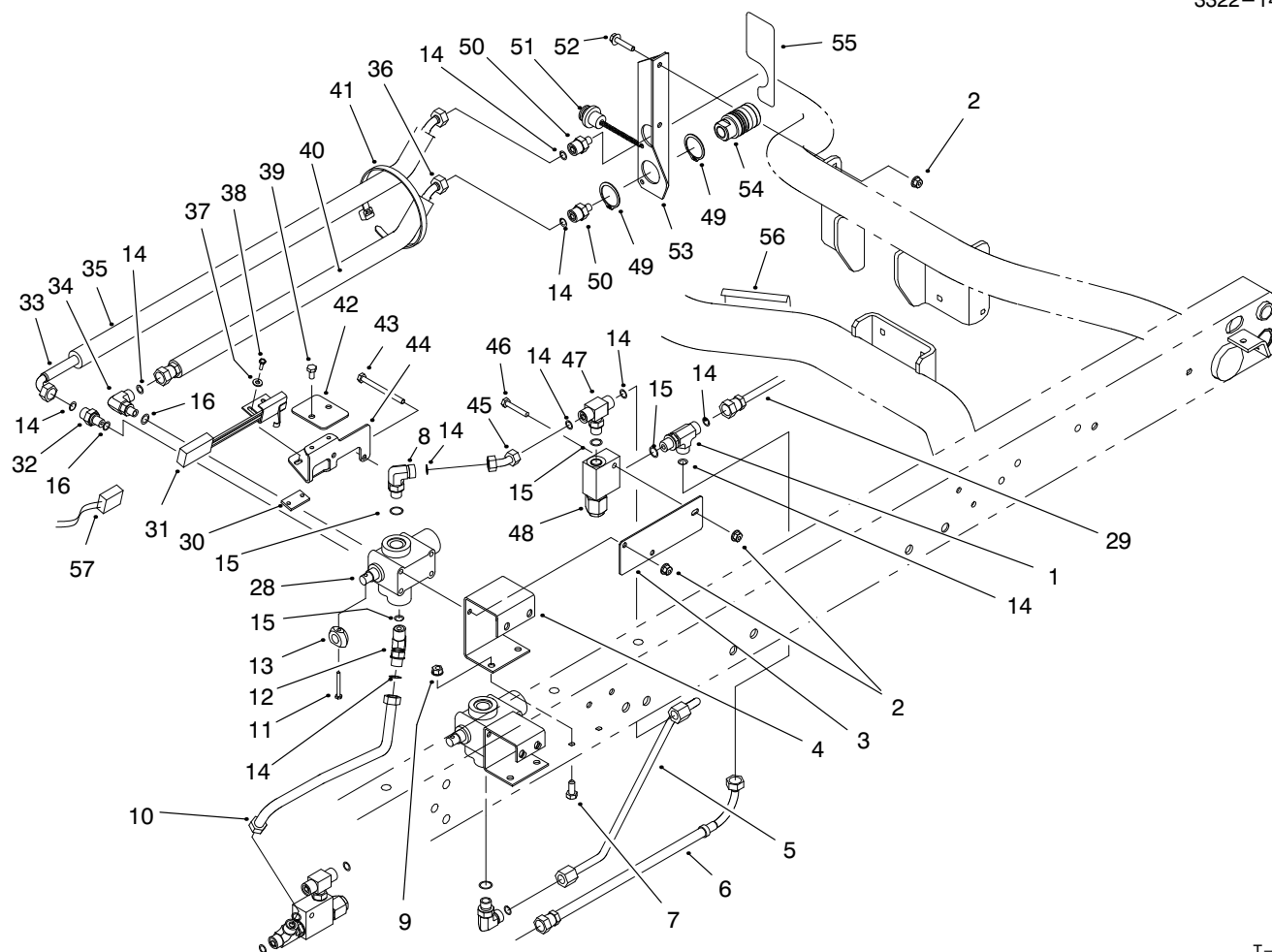


T-2624

## REMOTE HYDRAULICS PLUMBING ASSEMBLY (Model 07215TC)

Ref. No.	Part No.	Description	No. Used
1	340-86	Fitting - Hydraulic Tee (Incl. Ref. #14 & 15)	1
2	32128-33	Nut - Flange Lock	5
3	92-2623	Plate - Valve Mount	1
4	87-4620	Bracket - Auxiliary Valve	1
5	93-9535	Hydraulic Tube Assembly	1
6	92-2624	Hydraulic Hose Assembly	1
7	322-3	Screw - Cap Hex. Hd.	4
8	340-77	Fitting - Hydraulic 90° (Incl. Ref. #14 & 15)	2
9	32128-20	Nut - Lock	4
10	92-2622	Hydraulic Tube Assembly	1
11	32105-5	Screw	1
12	340-87	Fitting - Hydraulic 45° (Incl. Ref. #14 & 15)	1
13	93-9542	Cam - Switch	1
14	237-22	Seal - O-Ring	10
15	237-42	Seal - O-Ring	5
16	237-78	Seal - O-Ring	3
28	43-1710	Rod - Auxiliary Lever	1
29	94-5255	Hydraulic Hose Assembly	1
30	93-9539	Strip - Tapped	1
31	92-7905	Switch & Bracket Assembly	1
32	340-88	Fitting - Hydraulic Straight (Incl. Ref. #14 & 16)	1

Ref. No.	Part No.	Description	No. Used
33	92-2606	Hydraulic Hose Assembly	1
34	340-97	Fitting - Hydraulic 90° (Incl. Ref. #14 & 16)	1
35	93-9540	Sleeve - Protective	1
36	92-2605	Hydraulic Hose Assembly	1
37	3256-14	Washer - Flat	2
38	32105-8	Screw	2
39	321-2	Screw - Hex. Hd.	2
40	93-9551	Sleeve - Protective	1
41	3290-378	Tie - Cable	6
42	93-9538	Cover - Switch	1
43	321-23	Screw - Hex. Hd.	2
44	93-9537	Bracket - Switch Mounting	1
45	92-2620	Hydraulic Tube Assembly	1
46	321-9	Screw - Hex. Hd.	1
47	340-94	Fitting - Hydraulic Tee (Incl. Ref. #14 & 15)	1
48	92-2625	Relief Valve Assembly (1900 psi)	1
49	92-2601	Ring - Retaining	4
50	340-12	Fitting - Hydraulic Straight (Incl. Ref. #14)	2
51	92-2603	Plug - Dust	2
52	3234-21	Screw - Hex. Hd.	2

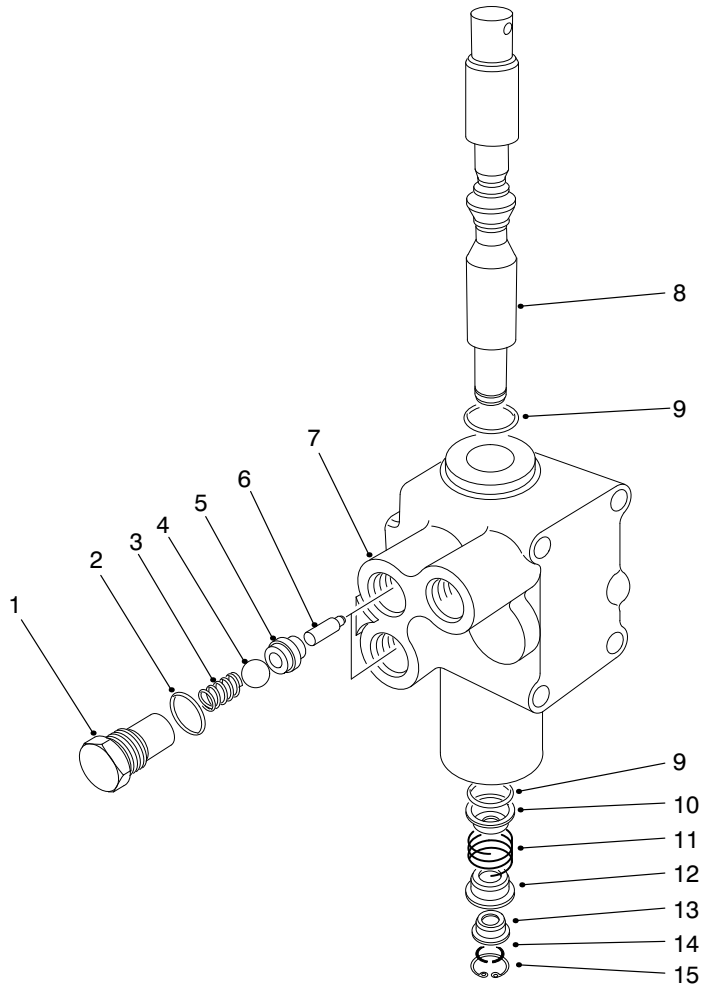


T-2624

## REMOTE HYDRAULICS PLUMBING ASSEMBLY (Model 07215TC) (Continued)

Ref. No.	Part No.	Description	No. Used	Ref. No.	Part No.	Description	No. Used
53	92-2771	Rear Coupler Bracket Assy. (Incl. Ref. #55)	1	56	92-2611	Decal - Caution (US)	1
54	92-2602	Coupling - Hyd. Female	2	*	93-9090	Decal - Caution (CE)	1
55	92-2610	Decal - Coupler (US)	1	*	92-5466	Decal - Caution (JAP)	1
*	93-9089	Decal - Coupler (CE)	1	57	93-9541	Harness - Wire	1
*	92-5339	Decal - Coupler (JAP)	1				

\*Not Illustrated

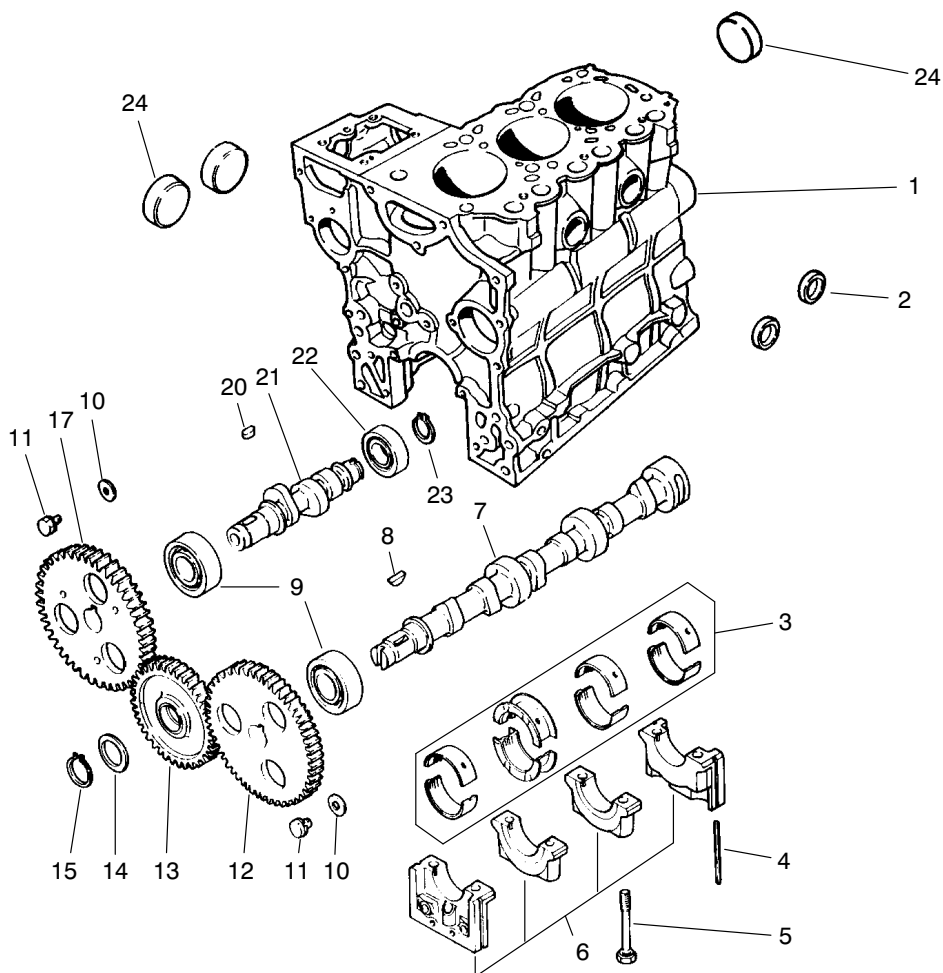


T-0428-2

## CONTROL VALVE ASSEMBLY NO. 43-1710

Ref. No.	Part No.	Description	No. Used
1	22-8330	Plug	2
2	237-42	O-Ring	2
3	22-8340	Spring	2
4	22-8350	Ball	2
5	22-8370	Seat-Check Valve	2
6	22-8360	Pin - Cam	2
7		Body	1
8	22-8420	Spool	1

Ref. No.	Part No.	Description	No. Used
9	22-8500	O-Ring	2
10	22-8380	Retainer - Spring	2
11	22-8410	Spring	1
12	22-8390	Spring Retainer	1
13	23-3030	Spacer	1
14	22-8480	Ring - Retaining, Spool	1
15	22-8490	Ring - Retaining	1

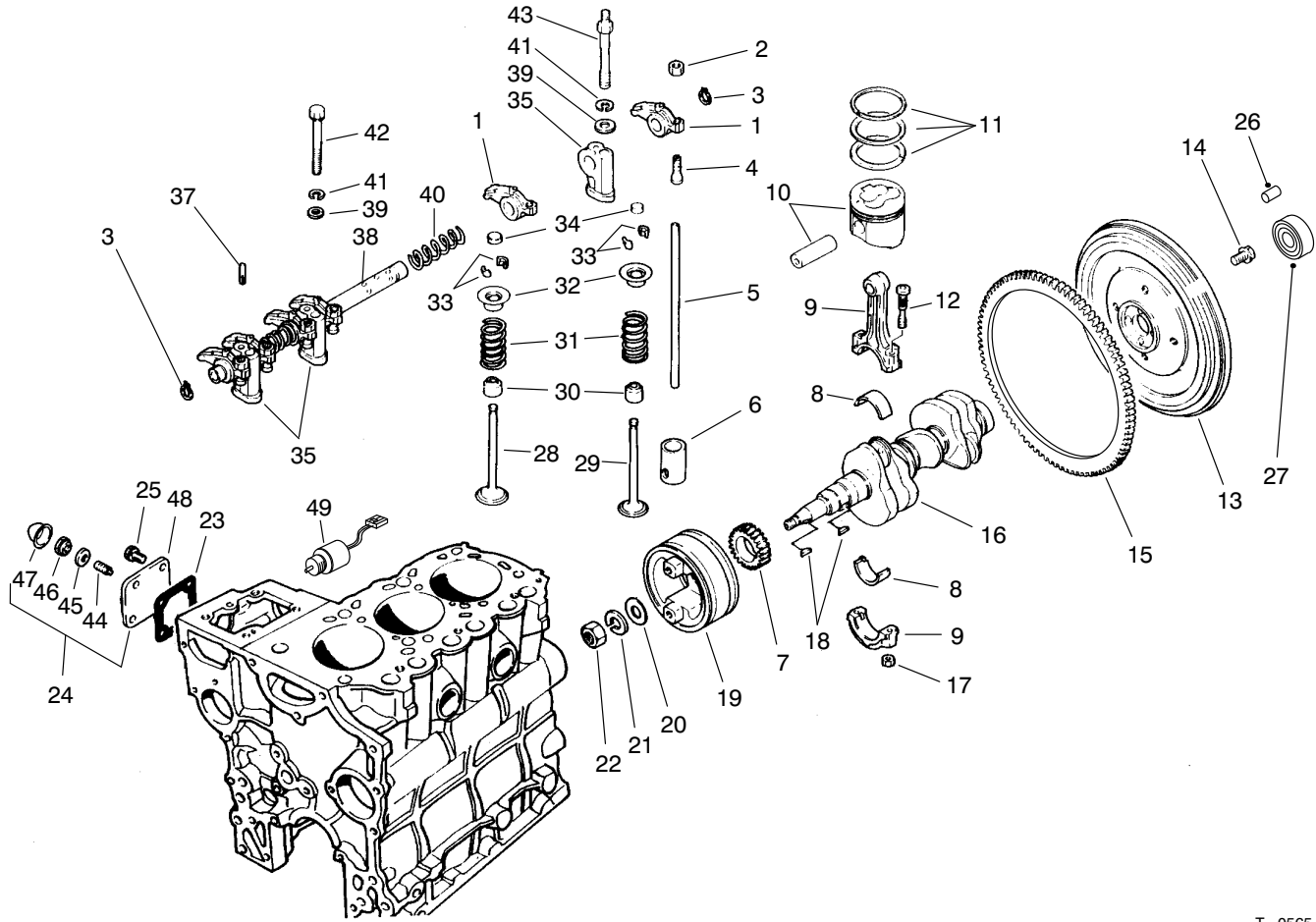


T-0564-1

## CAMSHAFT ASSEMBLY

Ref. No.	Part No.	Description	No. Used	Ref. No.	Part No.	Description	No. Used
1	94-1257	Block Sub-Assembly (Incl. Ref. #2, 5, 6 & 24)	1	10	67-3000	Washer	2
2	42-7080	Cap	2	11	42-9490	Bolt w/Washer	2
3	75-4900	Bearing Set STD	1	12	92-0827	Gear	1
*	67-2410	Bearing Set 0.25	1	13	92-0842	Gear Assembly	1
*	67-2420	Bearing Set 0.50	1	14	92-0839	Plate	1
4	67-2200	Seal	4	15	92-0841	Ring - Retaining	1
5	67-2250	Bolt	8	17	92-0840	Gear	1
6		Cap Assembly	1	20	42-7840	Key	1
7	67-3010	Cam Shaft	1	21	67-3060	Shaft	1
8	56-0480	Key - Woodruff	1	22	67-3050	Bearing	1
9	67-3030	Bearing	2	23	67-3080	Ring - Retaining	1
				24	56-0020	Plug	3

\*Not Illustrated



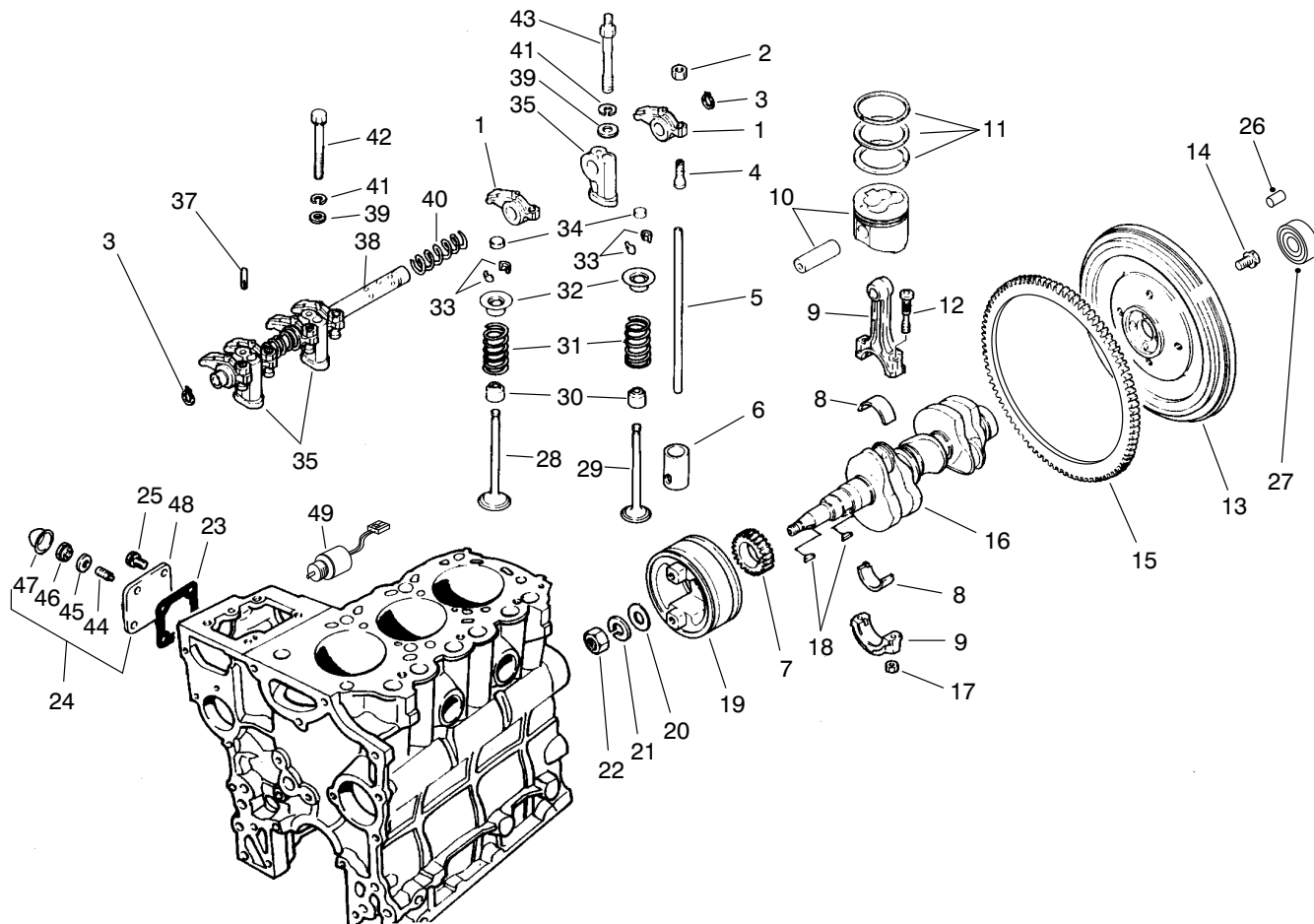
T-0565-1

## VALVES AND CRANKSHAFT ASSEMBLY

Ref. No.	Part No.	Description	No. Used
1	67-3160	Arm - Rocker	6
2	67-3230	Nut - Jam	6
3	67-3240	Ring - Retaining	2
4	67-3210	Screw - Adjusting	6
5	67-3150	Rod - Push	6
6	67-3120	Tappet	6
7	92-0835	Gear	1
8	75-5010	Bearing Set STD	3
*	67-2890	Bearing Set 0.25 US	3
*	67-2900	Bearing Set 0.50 US	3
9	67-2850	Connecting Rod Assembly (Incl. Ref. #12 & 17)	3
10	93-8973	Piston & Pin Set STD	3
*	93-8975	Piston & Pin Set 0.25 OS	3
*	93-8976	Piston & Pin Set 0.50 OS	3
11	75-5050	Ring Set STD	3
*	75-5060	Ring Set 0.25 OS	3
*	75-5070	Ring Set 0.50 OS	3
12	67-2860	Bolt	6
13	92-0836	Flywheel Assembly (Incl. Ref. #15)	1
14	67-2990	Bolt	4
15	67-2980	Gear - Ring	1
16	92-0845	Crankshaft	1
17	42-9590	Nut	6
18	56-0480	Key - Woodruff	2

Ref. No.	Part No.	Description	No. Used
19	70-8680	Pulley - Crankshaft	1
20	67-2950	Washer	1
21	67-2960	Washer - Lock	1
22	67-2940	Nut - Jam	1
23	67-4310	Gasket	1
24	75-5110	Cover Assembly (Incl. Ref. #44-48)	1
25	42-9440	Bolt W/Washer	4
26	51-5610	Pin - Dowel	3
27	92-1914	Bearing - Ball	1
28	67-3130	Valve - Intake	3
29	67-3140	Valve - Exhaust	3
30	42-7870	Seal	6
31	67-3110	Spring	6
32	67-3100	Retainer	6
33	42-7860	Lock	12
34	67-3180	Cap	6
35	67-3200	Stay - Rocker	3
37	67-3220	Pin	1
38	67-3190	Rocker Shaft Assembly	1
39	42-9660	Washer	4
40	67-3170	Spring	2
41	67-3260	Washer	6
42	42-9510	Bolt	1
43	67-3250	Bolt - Rockers Stay	2
44	43-3160	Screw - Adjusting	1

\*Not Illustrated

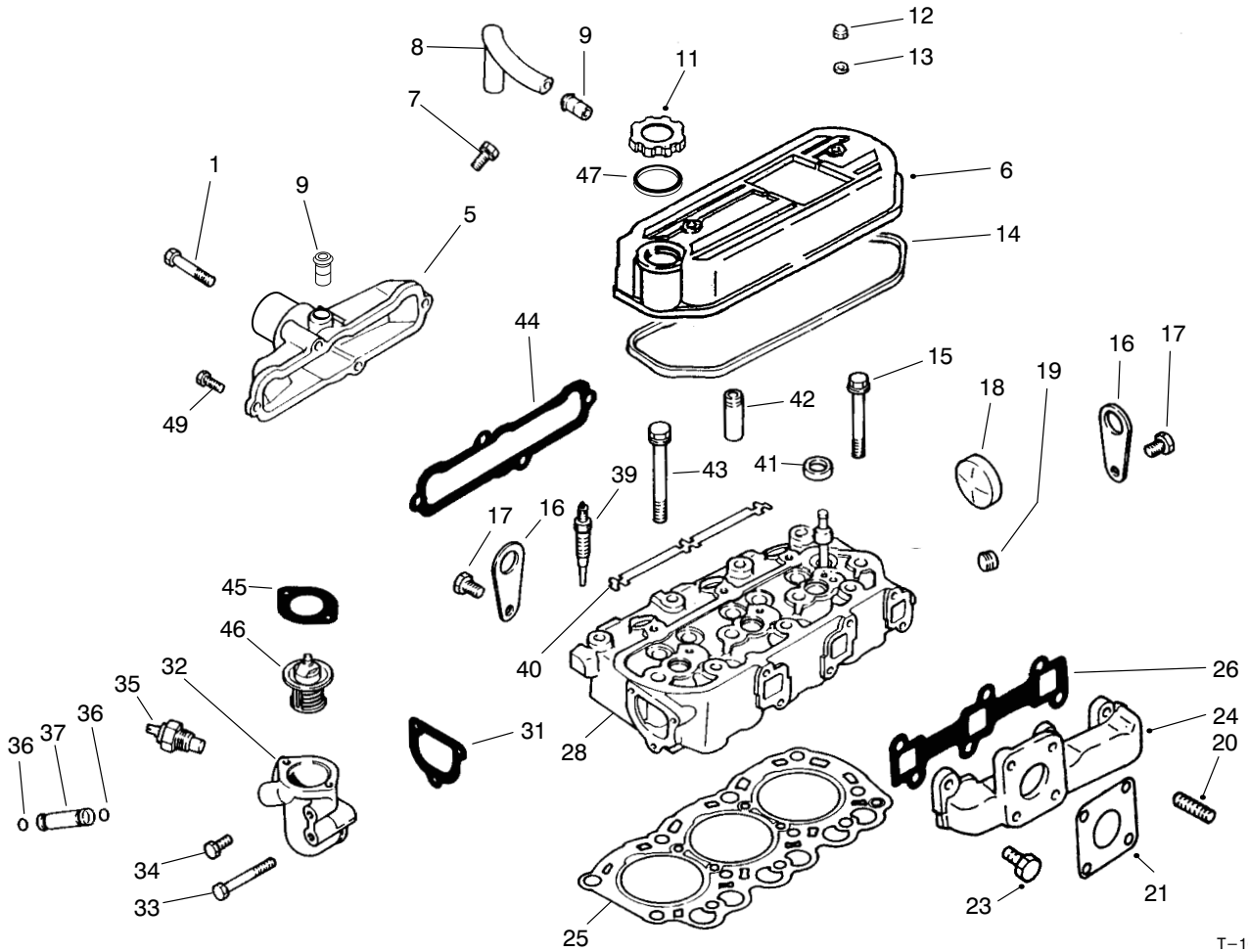


T-0565-1

## VALVES AND CRANKSHAFT ASSEMBLY (Continued)

Ref. No.	Part No.	Description	No. Used
45	75-5120	Gasket	1
46	43-5960	Nut - Special	1
47	43-2820	Cap - Sealing	1

Ref. No.	Part No.	Description	No. Used
48	67-4250	Cover	1
49	63-7440	Solenoid - Shutoff	1

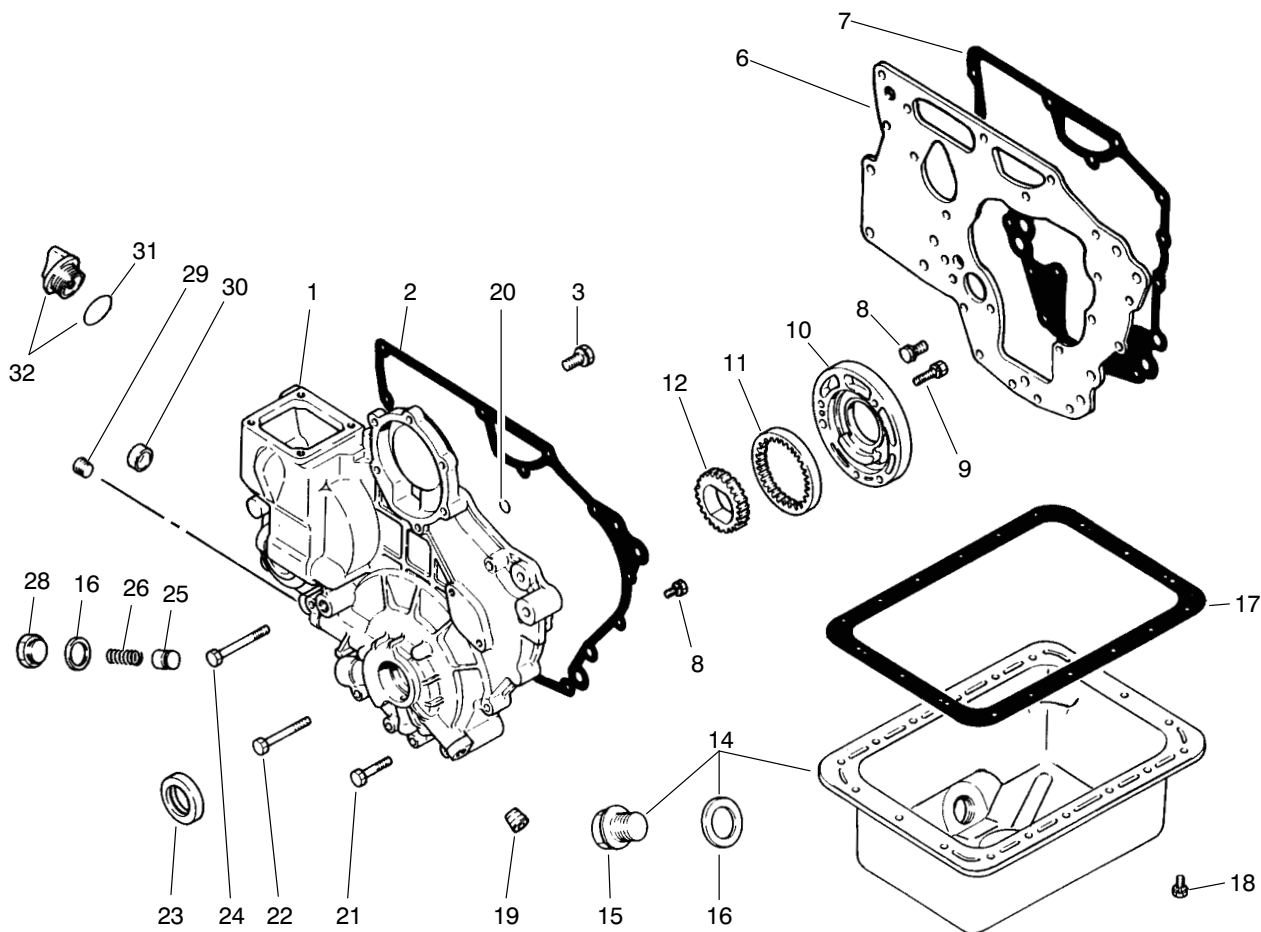


T-1666-1

## CYLINDER HEAD ASSEMBLY

Ref. No.	Part No.	Description	No. Used
1	67-4400	Bolt	2
5	94-3533	Cover (Intake)	1
6	67-2750	Cover Assembly (Incl. Ref. #9)	1
7	42-9430	Bolt w/Washer	1
8	67-2670	Hose - Breather	1
9	42-7510	Pipe	2
11	67-2650	Cap - Oil Filler	1
12	67-2770	Nut - Cap	2
13	67-2780	Washer	2
14	67-2760	Gasket	1
15	67-2740	Bolt - Flange	3
16	67-2680	Hanger - Engine	2
17	67-2340	Bolt w/Washer	2
18	56-0020	Plug - Expansion	1
19	67-2570	Plug - Taper	1
20	42-9570	Stud	4
21	42-9110	Gasket	1
23	67-4590	Bolt	6
24	70-8750	Manifold - Exhaust	1

Ref. No.	Part No.	Description	No. Used
25	94-1258	Gasket - Cylinder Head	1
26	67-4570	Gasket - Exhaust Manifold	1
28	93-8970	Cylinder Head Assembly (Incl. Ref. #18, 41 & 42)	1
31	67-4460	Gasket (Thermostat Fitting)	1
32	92-0837	Fitting - Thermostat	1
33	67-4470	Bolt	1
34	67-2330	Bolt	4
35	67-4510	Gauge Nut - Water Temp.	1
36	43-2710	O-Ring	2
37	67-4480	Pipe - By-Pass	1
39	92-0844	Plug - Glow	3
40	67-4690	Plate - Glow Plug	1
41	67-2710	Cap - Sealing	3
42	67-2700	Guide - Valve	6
43	67-2730	Bolt	8
44	67-4550	Gasket - Intake Manifold	1
45	93-8974	Thermostat	1
46	67-4430	Gasket - Thermostat	1
47	67-2660	Seal - O-Ring	1



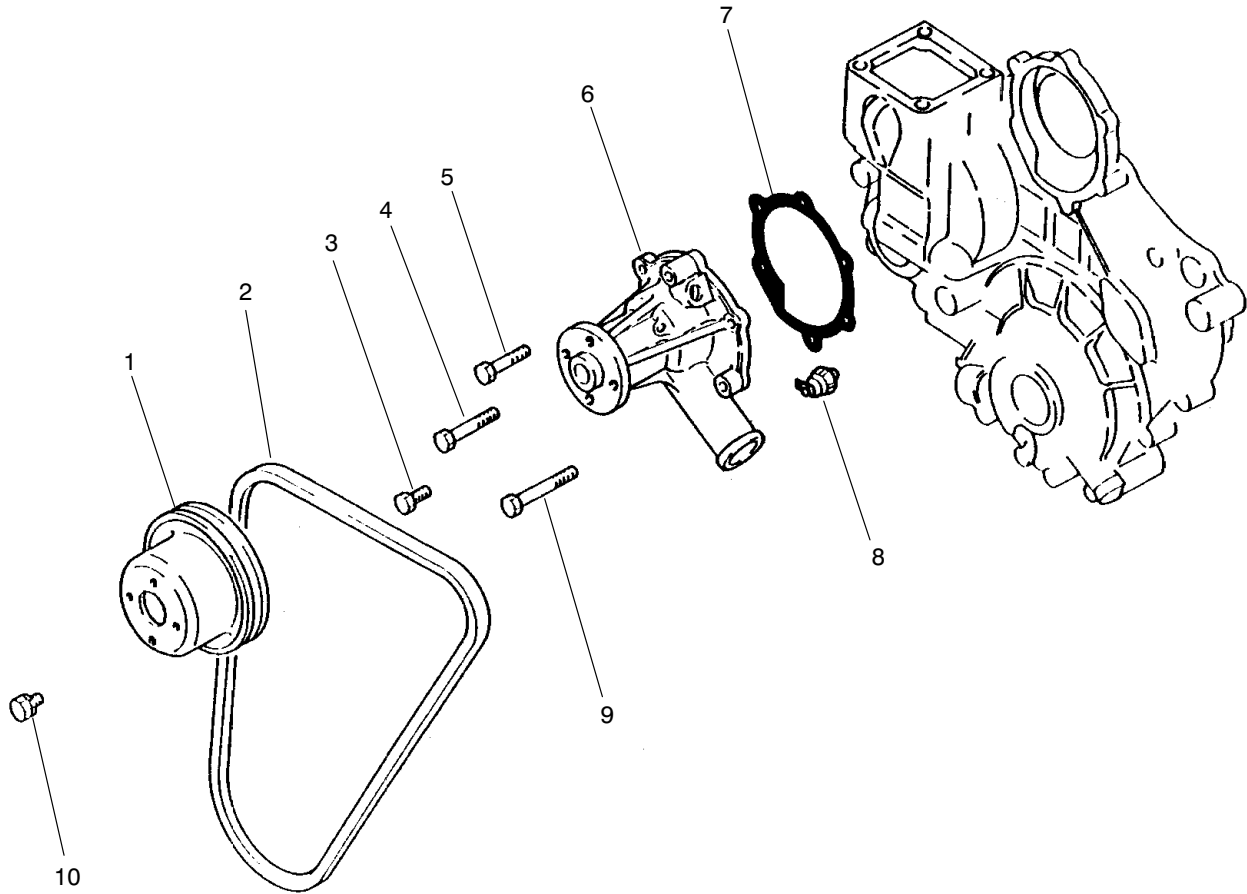
T-0567-1

## CRANKCASE ASSEMBLY

Ref. No.	Part No.	Description	No. Used
1	94-1259	Case Sub-Assembly	1
2	67-2580	Gasket - Case	1
3	67-2340	Bolt w/Washer	3
6	67-2310	Plate	1
7	67-2320	Gasket - Plate	1
8	42-9440	Bolt w/Washer	11
9	67-2560	Bolt w/Washer	3
10	67-2550	Housing - Oil Pump	1
11	67-2540	Gear - Outer	1
12	67-2530	Gear - Inner	1
14	75-4910	Oil Pan Assembly (Incl. Ref. #15-16)	1
15	42-9260	Plug	1
16	42-7290	Gasket - Oil Drain	2
17	67-2480	Gasket - Oil Pan	1
18	42-9490	Bolt w/Washer	18

Ref. No.	Part No.	Description	No. Used
19	42-7210	Plug	1
20	67-2630	O-Ring	2
21	67-2600	Bolt	3
22	67-2610	Bolt	4
23	67-2590	Oil Seal	1
24	67-2620	Bolt	1
25	67-2500	Plunger	1
26	67-2510	Spring	1
28	67-2520	Plug	1
29	67-2570	Plug	1
30	67-2640	Cap	1
31	67-2660	O-Ring	1
32	67-2650	Oil Fill Cap Assembly (Inc. Ref. #31)	1
*	75-5040	Gasket Kit (Incl. Ref. #2, 7, 16 & 17)	1

\*Not Illustrated

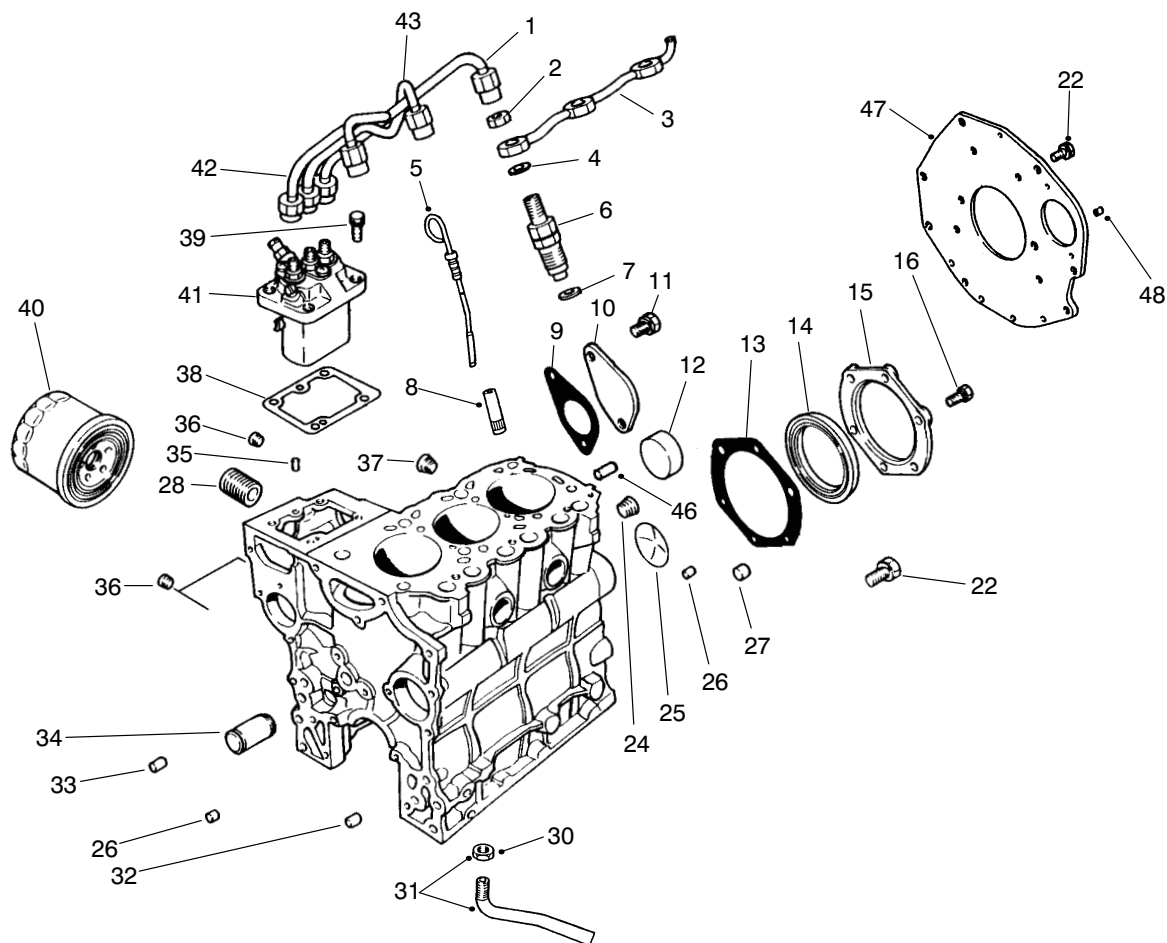


T-0568-1

## WATER PUMP ASSEMBLY

Ref. No.	Part No.	Description	No. Used
1	67-4360	Pulley	1
2	98-2947	V-Belt	1
3	67-2330	Bolt	2
4	67-4400	Bolt	1
5	67-2600	Bolt	1

Ref. No.	Part No.	Description	No. Used
6	67-4380	Pump Assembly	1
7	67-4390	Gasket	1
8	67-4350	Oil Pressure Switch	1
9	67-2610	Bolt	2
10	42-9490	Bolt w/Washer	4

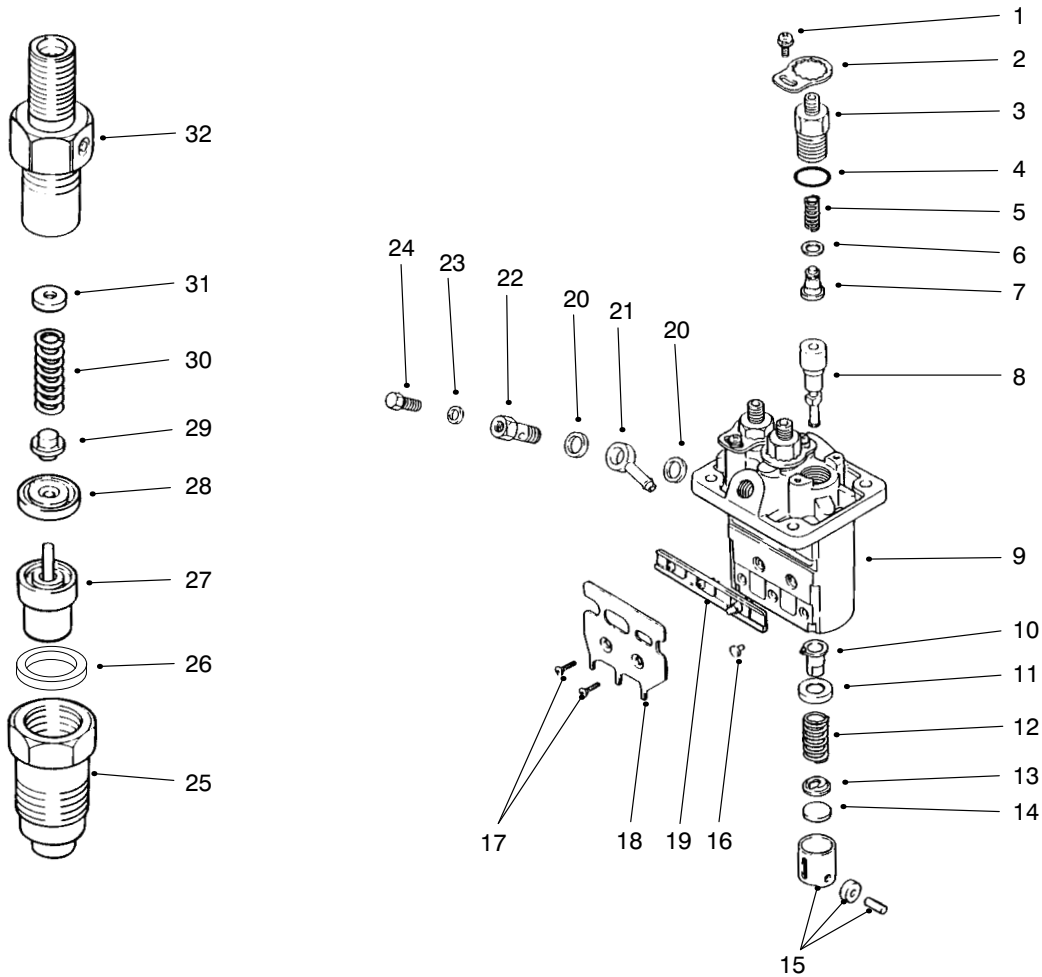


T-1667-1

## FUEL SUPPLY & ENGINE BLOCK ASSEMBLY

Ref. No.	Part No.	Description	No. Used	Ref. No.	Part No.	Description	No. Used
1	67-3420	Assy. - Pipe No. 3	1	32	67-2370	Bushing	1
2	67-3430	Nut	3	33	42-7190	Bushing	2
3	70-8700	Pipe - Fuel Return	1	34	93-8972	Shaft - Idler	1
4	67-3440	Gasket	3	35	56-0220	Pin	2
5	67-2450	Dipstick	1	36	67-2210	Plug	3
6	67-3380	Nozzle & Holder Assembly	1	37	56-0100	Plug	1
7	67-3390	Gasket	3	38	67-3280	Shim 0.2	1
8	67-2220	Guide	1	*	67-3290	Shim 0.3	1
9	67-2300	Gasket	1	*	67-3300	Shim 0.5	1
10	67-2290	Cover	1	*	67-3310	Shim 0.4	1
11	67-2340	Bolt w/Washer	2	*	67-3320	Shim 0.6	1
12	56-0020	Plug	3	*	67-3330	Shim 0.7	1
13	67-2280	Gasket	1	*	67-3340	Shim 0.8	1
14	67-2230	Oil Seal	1	*	67-3350	Shim 0.9	1
15	67-2270	Case	1	*	67-3360	Shim 1.0	1
16	67-2330	Bolt	6	39	67-3370	Bolt w/Washer	4
22	67-2440	Bolt w/Washer	6	40	67-4330	Oil Filter Assembly	1
24	67-2390	Plug	1	41	75-5020	Pump Assembly	1
25	67-2350	Plug	1	42	67-3400	Pipe No. 1 Assembly	1
26	67-2360	Bushing	2	43	67-3410	Pipe No. 2 Assembly	1
27	67-2380	Bushing	3	46	42-7160	Pin - Dowel	1
28	56-1230	Shaft - Oil Filter	1	47	92-0830	Plate - Rear	1
30	42-9650	Nut - Jam	1	48	92-0831	Pin - Knock	1
31	67-4340	Screen Assembly (Incl. Ref. #30)	1				

\*Not Illustrated



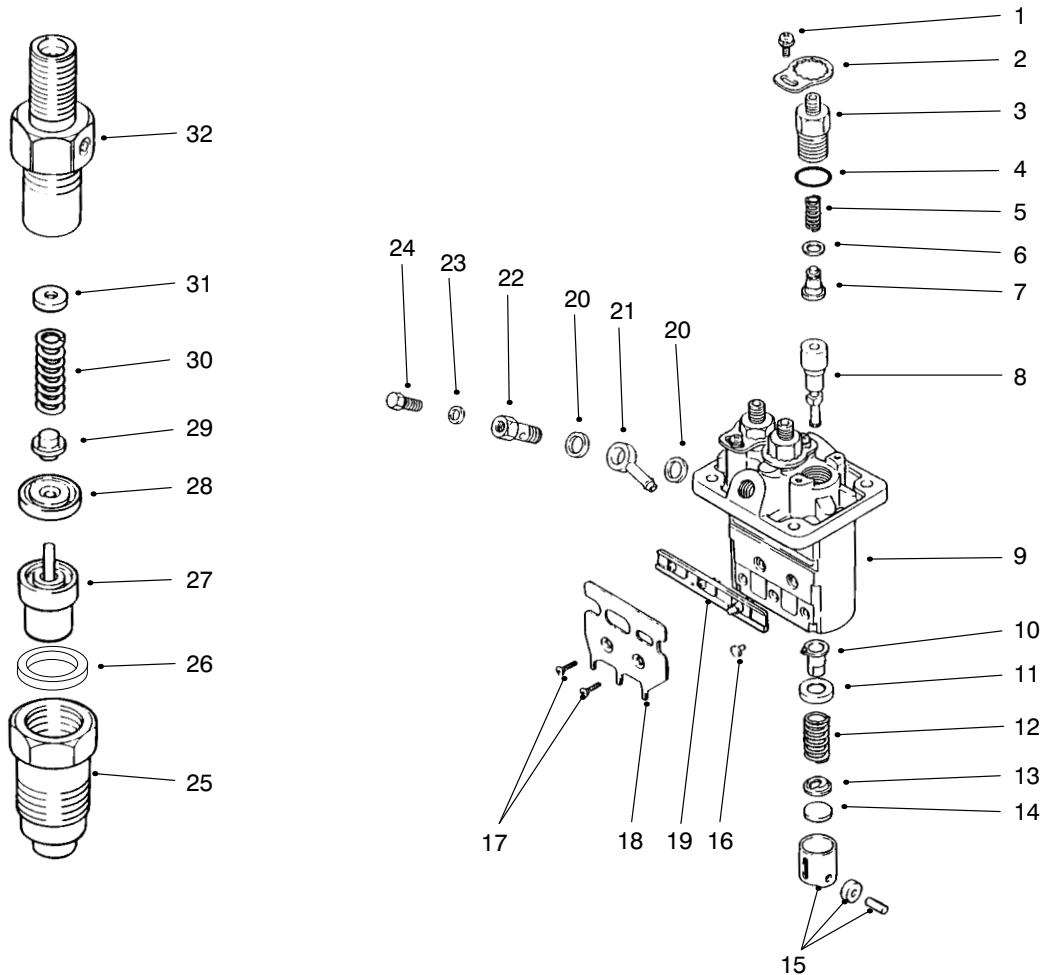
T-0570-3

## FUEL INJECTION PUMP ASSEMBLY

Ref. No.	Part No.	Description	No. Used
1	67-3770	Screw w/Washer	3
2	67-3760	Plate - Lock	3
3	67-3470	Holder - Delivery Valve	3
4	67-3480	O-Ring	3
5	67-3490	Spring	3
6	42-8240	Gasket	3
7	67-3500	Sub-Assy. - Valve	3
8	75-4970	Sub-Assy. - Element	3
9	67-3460	Sub-Assy. - Housing	1
10	67-3520	Sub-Assy. - Sleeve	3
11	67-3530	Seat	3
12	67-3540	Spring	3
13	67-3550	Seat	3
14	67-3560	Plate - Shim 1.85	1
*	67-3570	Plate - Shim 1.9	1
*	67-3580	Plate - Shim 1.95	1
*	67-3590	Plate - Shim 2.0	1
*	67-3600	Plate - Shim 2.05	1
*	67-3610	Plate - Shim 2.1	1
*	67-3620	Plate - Shim 2.15	1
*	67-3630	Plate - Shim 2.2	1

Ref. No.	Part No.	Description	No. Used
*14	67-3640	Plate - Shim 2.25	1
*	67-3650	Plate - Shim 2.3	1
*	67-3660	Plate - Shim 2.35	1
*	67-3670	Plate - Shim 2.4	1
*	67-3680	Plate - Shim 2.45	1
*	67-3690	Plate - Shim 2.5	1
15	67-3700	Tappet Assembly	3
16	67-3810	Pin	3
17	67-3790	Screw	2
18	67-3800	Bracket	1
19	67-3780	Rack Assembly	1
20	67-3750	Washer	2
21	67-3740	Nipple	1
22	67-3730	Screw	1
23	67-3720	Washer	1
24	67-3710	Screw - Air Bleed	1
25	67-3970	Nut	3
26	67-3980	Gasket	3
27	67-3960	Nozzle Assembly	3
28	67-3950	Piece	3
29	67-3940	Pin	3
30	67-3930	Spring	3

\*Not Illustrated



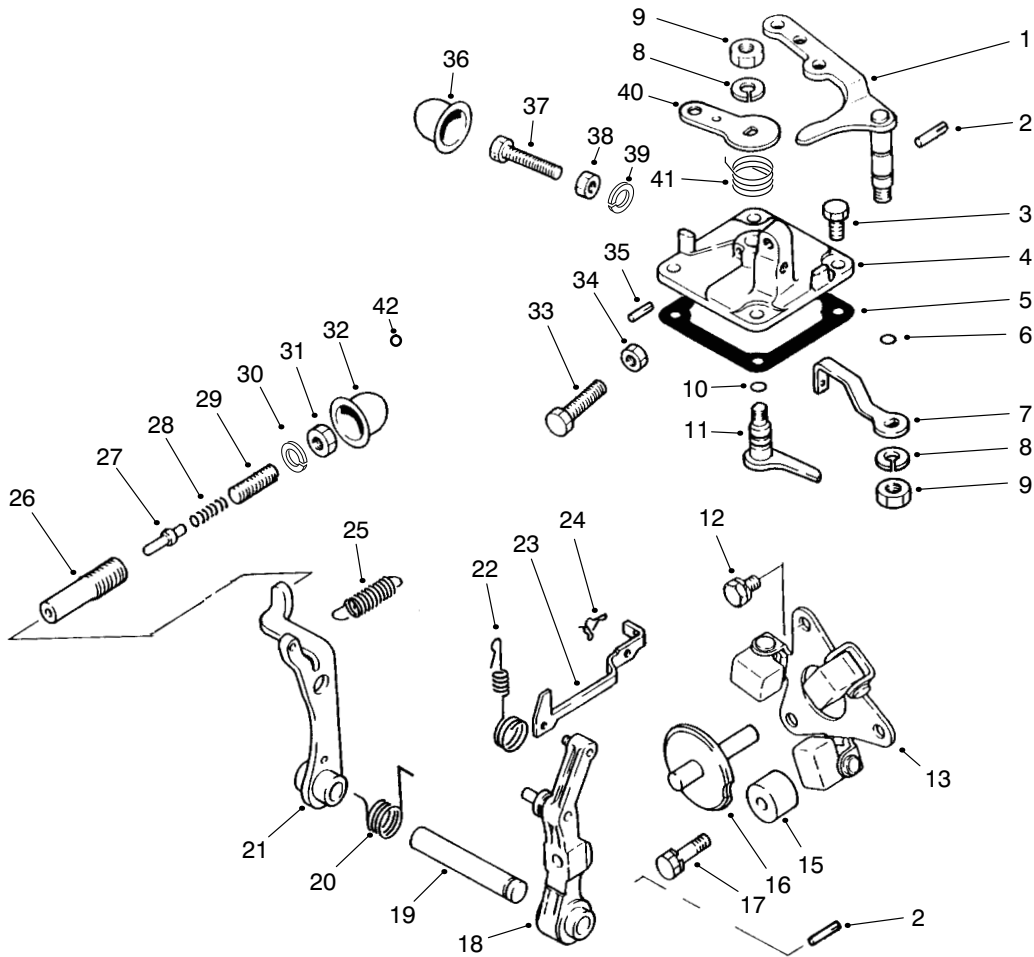
T-0570-3

## FUEL INJECTION PUMP ASSEMBLY

Ref. No.	Part No.	Description	No. Used
31	67-3830	Washer 1.25	1
*	67-3840	Washer 1.3	1
*	67-3850	Washer 1.35	1
*	67-3860	Washer 1.4	1
*	67-3870	Washer 1.45	1
*	67-3880	Washer 1.5	1
*	67-3890	Washer 1.55	1
*	67-3900	Washer 1.6	1
*	67-3910	Washer 1.65	1
*	67-3920	Washer 1.7	1

Ref. No.	Part No.	Description	No. Used
32	75-5000	Body Sub-Assy.	3
*	53-8150	Pump Assembly (Incl. Ref. #1-24)	1
*	67-3380	Nozzle & Holder Assembly (Incl. Ref. #25-32)	3

\*Not Illustrated



T-0571-2

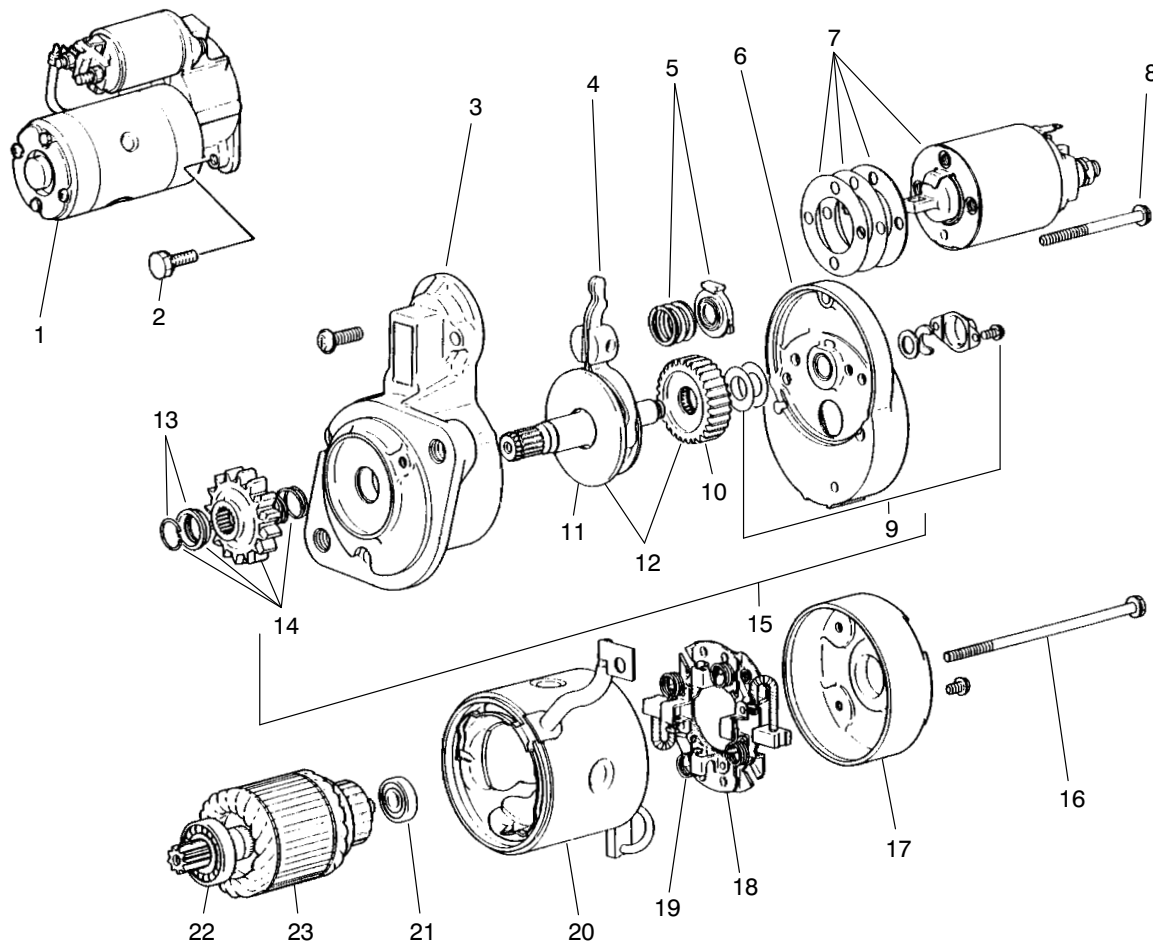
## GOVERNOR ASSEMBLY

Ref. No.	Part No.	Description	No. Used
1	67-3990	Lever - Speed Control	1
2	67-4000	Pin	2
3	67-4270	Bolt	4
†4		Cover - Governor	1
5	67-4160	Gasket	1
6	42-8830	Seal - O-Ring	1
7	75-4980	Lever - Governor Spring	1
8	67-3260	Washer	2
9	42-9640	Nut - Jam	2
10	42-8830	Seal - O-Ring	1
11	67-4140	Lever - Stop	1
12	42-9430	Bolt W/Washer	2
13	67-4040	Weight Assembly	1
15	67-4010	Stopper	1
16	67-4070	Shaft - Sliding	1
17	67-4280	Bolt W/Washer	1
18	67-4060	Lever - Governor	1
19	67-4050	Shaft - Governor	1
20	67-5040	Spring	1
21	67-4090	Lever - Tension	1
22	70-8720	Spring - Tie Rod	1

Ref. No.	Part No.	Description	No. Used
23	67-4030	Rod - Tie	1
24	67-4080	Clip	1
25	75-4990	Spring - Governor	1
†26		Case - Torque Set	1
†27		Stopper - Torque Set	1
†28		Spring - Torque Set	1
†29		Screw - Adjusting	1
†30		C-Ring - Torque Set	1
†31		Nut - Torque Set	1
†32		Cover - Torque Set	1
33	42-9420	Bolt - Speed Set	1
34	67-4290	Nut	1
35	67-4120	Pin - Grooved	1
†36		Cover - High Speed Set	1
†37		Bolt - High Speed Set	1
†38		Nut - High Speed Set	1
†39		C-Ring - High Speed Set	1
40	67-4150	Lever - Stop	1
41	94-3827	Spring - Return	1
*†		Torque Spring Set (Incl. Ref. #26-31)	1

\*Not Illustrated

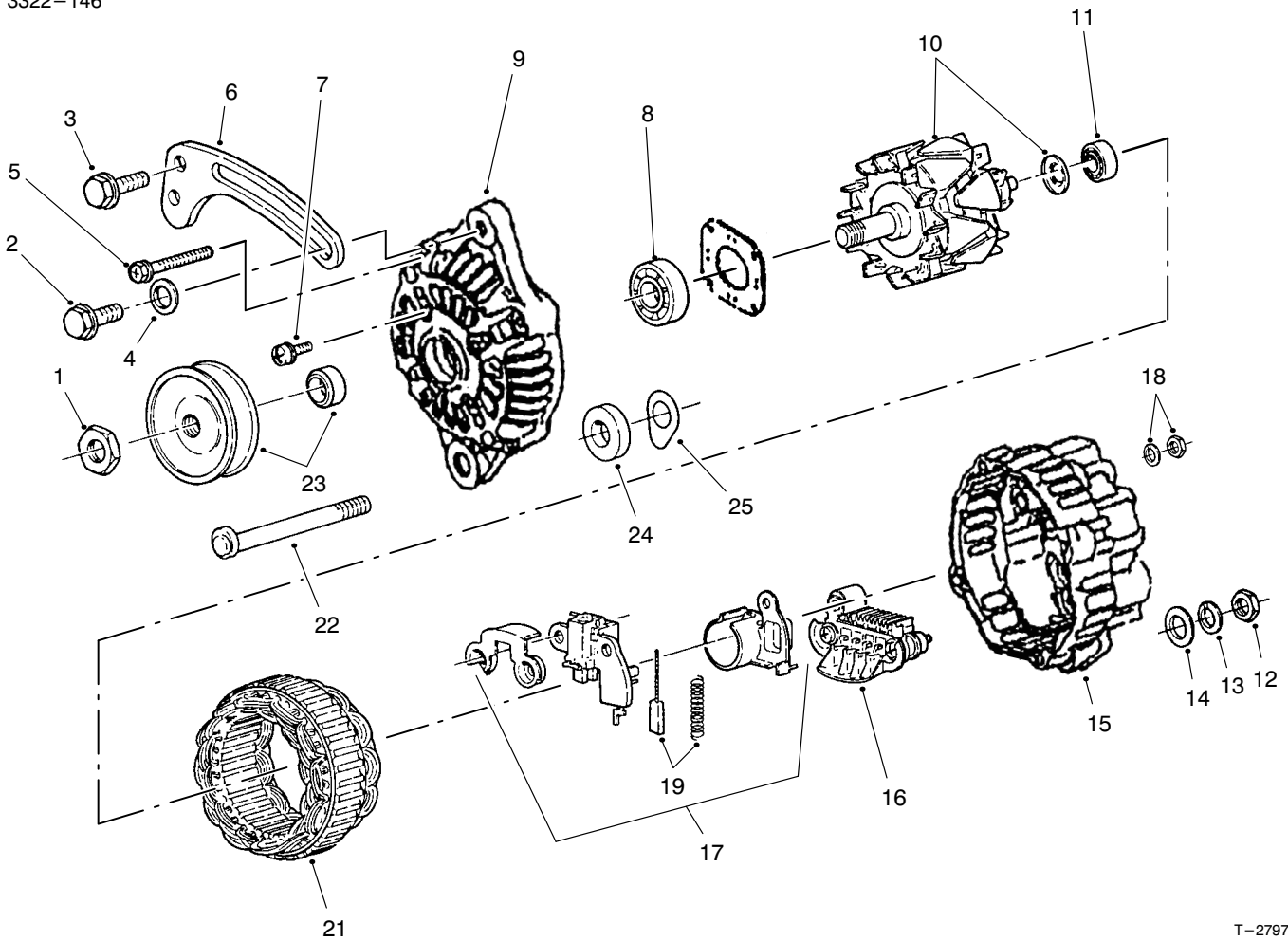
†Item must be serviced by a Mitsubishi Authorized Toro Dealer/Distributor.



T-0572-1

## STARTER ASSEMBLY

Ref. No.	Part No.	Description	No. Used	Ref. No.	Part No.	Description	No. Used
1	70-8760	Starter Assembly (Incl. Ref. #3-23)	1	14	67-4770	Pinion Set (Incl. Ref. #13)	1
2	92-0843	Bolt w/Washer	2	15	67-4760	Shaft Assembly (Incl. Ref. #9 - 12 & 14)	1
3	70-8770	Front Bracket Assembly	1	16	56-1610	Bolt	1
4	67-4720	Lever Assembly	1	17	56-1720	Assy. - Bracket (Rear)	1
5	67-4730	Spring Set	1	18	56-1700	Brush Holder Assembly (Incl. Ref. #19)	1
6	70-8780	Center Bracket Assembly	1	19	56-1710	Spring - Brush	4
7	67-4750	Switch Assembly	1	20	67-4800	Yoke Assembly	1
8	52-1570	Bolt Set	1	21	56-1600	Bearing - Rear	1
9	56-1680	Cover Set	1	22	56-1590	Bearing - Front	1
10	56-1670	Gear	1	23	56-1580	Armature Set (Incl. Ref. #21 & 22)	1
11	67-4790	Shaft Assembly	1				
12	67-4780	Gear Set (Incl. Ref. #10 & 11)	1				
13	56-1640	Stopper Set	1				



T-2797

## ALTERNATOR ASSEMBLY

Ref. No.	Part No.	Description	No. Used
1	98-2929	Nut - Set	1
2	67-4660	Bolt - Flange	1
3	42-9440	Bolt w/Washer	1
4	54-8660	Washer - Flat	1
5	98-2931	Bolt Set (4 Bolts)	1
6	98-2948	Brace - Generator	1
7	98-2926	Screw Set (3 Screws)	1
8	98-2927	Bearing - Front	1
9	98-2925	Front Housing Assembly (Incl. Ref. #7 & 8)	1
10	98-2928	Rotor Assembly (Incl. Ref. #11)	1
11	98-2932	Bearing - Rear	1
12	67-4670	Nut	1
13	67-3260	Washer - Lock	1
14	42-9660	Washer - Flat	1

Ref. No.	Part No.	Description	No. Used
15	98-2934	Rear Housing Assembly (Incl. Ref. #12-19)	1
16	98-2937	Rectifier Assembly	1
17	98-2935	Regulator Assembly (Incl. Ref. #18 & 19)	1
18	98-2938	Nut Set - Terminal	1
19	98-2936	Brush Assembly	2
21	98-2933	Stator Assembly	1
22	67-4640	Bolt	1
23	98-2930	Pulley Set	1
24	67-4620	Spacer	1
25	43-0370	Shim	5
*	98-2949	Alternator Assembly (Incl. Ref. #1, 5, 7, 11, 15-21 & 23)	1

\*Not Illustrated

# TORO PART NUMBER INDEX

3322-146

Part No.	Description	Pg. No.	Ref. No.	Qty.	Part No.	Description	Pg. No.	Ref. No.	Qty.
111071	Bumper	17	4	2	28-8210	Bolt - Flange Hex. Hd.	7	17	4
116749	Horn Assembly	1	21	1	28-8220	Nut - Lash Adjuster	7	16	1
146489	Rivet - Pop	1	28	8	28-8270	Seal Service Kit - End Plug	8	*	1
5-3637	Washer - Flat	46	7	1	28-8280	Seal Kit - Side Cover	7	14	1
5-3637	Washer - Flat	37	16	1	28-8290	Seal Service Kit	8	*	1
7-0030	Bolt - Shoulder	37	3	1	33-3090	Bushing - Flange	21	7	4
12-5450	Screw - Hex. Hd.	45	13	4	36-3400	Decal - No Step	44	10	1
18-1720	Joint - Ball	37	49	1	36-4790	Washer - Thrust	37	39	3
18-2830	Horn Switch Assembly	2	31	1	39-7310	O-Ring	7	35	3
18-4260	Assy. - Screw/Lockwasher	7	9	2	39-7310	Seal - O-Ring	48	29	2
18-4270	Clamp - Ball Return Guide	7	8	1	39-7420	Washer - Lock	6	22	1
18-4340	Plug - Rack Piston End	7	6	1	39-7420	Washer - Lock	7	42	1
18-5170	Seal Kit - Valve Ring	8	*	1	39-7440	Nut - Lock	6	23	1
18-5180	Bearing Kit - Lower Thrust	8	*	1	39-7440	Nut - Pitman Arm	7	41	1
18-5190	Kit - Ball, Recirculating	7	10	1	42-3560	Screw - Shoulder	19	15	1
19-4050	Knob	44	8	2	42-7080	Cap	57	2	2
19-4050	Knob	33	34	3	42-7160	Pin - Dowel	63	46	1
20-7150	Toggle Switch Assembly	3	62	1	42-7190	Bushing	63	33	2
21-0360	Nut - Hex.	10	6	1	42-7210	Plug	61	19	1
21-7670	Case - Differential	23	27	1	42-7290	Gasket - Oil Drain	61	16	2
21-7690	Gear - Pinion	23	6	2	42-7510	Pipe	60	9	2
21-7700	Shaft - Pinion	23	25	1	42-7840	Key	57	20	1
21-7720	Washer - Thrust	23	4	2	42-7860	Lock	58	33	12
21-7730	Washer - Thrust	23	7	2	42-7870	Seal	58	30	6
21-7770	Screw - Cap Hex. Hd.	23	26	5	42-8240	Gasket	64	6	3
21-8090	Shim - .003	23	31	A/R	42-8830	Seal - O-Ring	66	6	1
21-8100	Shim - .005	23	*	A/R	42-8830	Seal - O-Ring	66	10	1
21-8110	Shim - .010	23	*	A/R	42-9110	Gasket	60	21	1
21-8120	Shim - .030	23	*	A/R	42-9110	Gasket - Muffler	37	25	1
21-8270	Pin - Alignment	23	3	2	42-9250	Screw - Cap Hex. Hd.	14	43	2
21-9260	Spacer	6	4	1	42-9260	Plug	61	15	1
22-8330	Plug	51	1	2	42-9420	Bolt - Speed Set	66	33	1
22-8330	Plug	56	1	2	42-9430	Bolt W/Washer	66	12	2
22-8340	Spring	51	3	2	42-9430	Bolt w/Washer	60	7	1
22-8340	Spring	56	3	2	42-9440	Bolt & Washer	37	54	1
22-8350	Ball	51	4	2	42-9440	Bolt W/Washer	58	25	4
22-8350	Ball	56	4	2	42-9440	Bolt w/Washer	68	3	1
22-8360	Pin - Cam	51	6	2	42-9440	Bolt w/Washer	61	8	11
22-8360	Pin - Cam	56	6	2	42-9440	Screw - Cap Hex. Hd.	37	1	3
22-8370	Seat-Check Valve	51	5	2	42-9490	Bolt w/Washer	62	10	4
22-8370	Seat-Check Valve	56	5	2	42-9490	Bolt w/Washer	57	11	2
22-8380	Retainer - Spring	51	10	2	42-9490	Bolt w/Washer	61	18	18
22-8380	Retainer - Spring	56	10	2	42-9510	Bolt	58	42	1
22-8390	Spring Retainer	56	12	1	42-9530	Screw - Cap Hex. Hd.	39	10	25
22-8410	Spring	51	11	1	42-9570	Stud	60	20	4
22-8410	Spring	56	11	1	42-9570	Stud - Muffler	37	24	4
22-8420	Spool	51	8	1	42-9590	Nut	58	17	6
22-8420	Spool	56	8	1	42-9640	Nut - Jam	66	9	2
22-8480	Ring - Retaining, Spool	51	13	1	42-9650	Nut - Jam	63	30	1
22-8480	Ring - Retaining, Spool	56	14	1	42-9660	Washer	58	39	4
22-8490	Ring - Retaining	51	14	1	42-9660	Washer - Flat	68	14	1
22-8490	Ring - Retaining	56	15	1	42-9850	Washer - Lock	14	20	12
22-8500	O-Ring	51	9	2	42-9850	Washer - Lock	42	21	3
22-8500	O-Ring	56	9	2	42-9850	Washer - Lock	37	26	4
23-3030	Spacer	51	12	1	42-9850	Washer - Lock	39	32	42
23-3030	Spacer	56	13	1	43-0370	Shim	68	25	5
23-7270	Nut - Lug	26	1	10	43-1710	Rod - Auxiliary Lever	54	28	1
23-7270	Nut - Lug	30	18	10	43-1950	Valve	49	9	1
24-7922	Conduit - Hose (Europe)	49	36	1	43-2550	Filter	45	37	1
24-7923	Conduit - Hose (Europe)	49	35	2	43-2560	Gasket	45	36	1
26-0071	Bumper	1	9	2	43-2570	Gasket	45	38	1
27-2360	Ignition Switch Assembly	2	43	1	43-2580	Magnet	45	35	1
27-5360	Hose - Fuel	37	13	1	43-2710	O-Ring	60	36	2
27-5360	Hose - Fuel	45	14	2	43-2820	Cap - Sealing	59	47	1
27-6590	Spacer - Thick	35	7	4	43-3160	Screw - Adjusting	58	44	1
27-6600	Spacer - Thin	35	3	4	43-5150	Piston	50	11	1
28-0540	Bolt - Shoulder	9	46	1	43-5920	Washer - Lock	37	17	1
28-8200	O-Ring	7	27	1	43-5960	Nut - Special	59	46	1

\*Not Illustrated

# TORO PART NUMBER INDEX (Cont.)

Part No.	Description	Pg. No.	Ref. No.	Qty.	Part No.	Description	Pg. No.	Ref. No.	Qty.
43-5970	Nut	45	23	2	63-8310	Drain - Filter	45	21	1
43-6550	Ring - Retaining	6	10	2	63-8360	Key - Ignition	2	10	1
43-6710	Shim - .003	23	14	A/R	63-9230	Battery	44	7	1
43-6711	Shim - .005	23	*	A/R	63-9640	Hose - Fuel	46	12	1
43-6712	Shim - .010	23	*	A/R	63-9640	Hose - Fuel Tank to Pump	45	33	1
43-6713	Shim - .030	23	*	A/R	65-5100	Handle	33	9	2
43-6750	Cup - Bearing	23	10	1	65-5220	Screw - Hex. Socket Hd.	18	40	3
43-6760	Cone - Bearing	23	9	1	65-5360	Spring - Extension	6	35	1
44-0760	Decal - Warning	21	33	2	66-3240	Cap - Radiator	33	12	1
44-2230	Disc - Rubber	35	4	2	66-4850	Spring - Compression	53	11	1
46-3710	Fitting - 90°	45	32	2	66-6840	Decal - Caution	29	29	2
46-6560	Bushing	46	33	1	66-8700	Glow Plug Indicator Assy.	45	26	1
46-7510	Hood - Inlet, Air	46	21	1	66-8800	Relay	45	12	1
46-8091	Screw - Hex. Flange Hd.	33	10	4	67-2200	Seal	57	4	4
48-7560	Screw - Cap Hex. Hd.	39	24	1	67-2210	Plug	63	36	3
48-7650	Screw - Cap Hex. Hd.	45	1	2	67-2220	Guide	63	8	1
48-7700	Screw - Cap Hex. Hd.	42	9	3	67-2230	Oil Seal	63	14	1
48-7730	Screw - Cap Hex. Hd.	39	18	5	67-2250	Bolt	57	5	8
48-7740	Screw - Cap Hex. Hd.	6	15	4	67-2270	Case	63	15	1
48-7880	Nut - Lock	37	18	1	67-2280	Gasket	63	13	1
48-7930	Nut - Hex.	39	2	1	67-2290	Cover	63	10	1
48-8000	Washer - Lock	45	24	2	67-2300	Gasket	63	9	1
48-8070	Washer - Flat	6	6	1	67-2310	Plate	61	6	1
48-9520	Nut - Lock	29	28	2	67-2320	Gasket - Plate	61	7	1
48-9520	Nut - Lock	38	40	3	67-2330	Bolt	62	3	2
48-9590	Washer - Lock	37	29	10	67-2330	Bolt	63	16	6
49-7810	Nut - Lock	45	42	2	67-2330	Bolt	60	34	4
49-9150	Washer - Flat	19	2	1	67-2340	Bolt w/Washer	61	3	3
49-9150	Washer - Flat	18	36	1	67-2340	Bolt w/Washer	63	11	2
51-5610	Pin - Alignment	37	20	3	67-2340	Bolt w/Washer	60	17	2
51-5610	Pin - Dowel	58	26	3	67-2350	Plug	63	25	1
52-1570	Bolt Set	67	8	1	67-2360	Bushing	63	26	2
53-8150	Fuel Pump Assembly	45	39	1	67-2370	Bushing	63	32	1
53-8150	Pump Assembly	65	*	1	67-2380	Bushing	63	27	3
54-0110	Element - Oil Filter	45	30	1	67-2390	Plug	63	24	1
54-8660	Washer - Flat	68	4	1	67-2410	Bearing Set 0.25	57	*	1
54-9180	Cross & Bearing Kit	24	2	2	67-2420	Bearing Set 0.50	57	*	1
55-7120	Switch - Brake Light	9	32	1	67-2440	Bolt w/Washer	63	22	6
56-0020	Plug	63	12	3	67-2450	Dipstick	63	5	1
56-0020	Plug	57	24	3	67-2480	Gasket - Oil Pan	61	17	1
56-0020	Plug - Expansion	60	18	1	67-2500	Plunger	61	25	1
56-0100	Plug	63	37	1	67-2510	Spring	61	26	1
56-0220	Pin	63	35	2	67-2520	Plug	61	28	1
56-0480	Key - Woodruff	57	8	1	67-2530	Gear - Inner	61	12	1
56-0480	Key - Woodruff	58	18	2	67-2540	Gear - Outer	61	11	1
56-1230	Shaft - Oil Filter	63	28	1	67-2550	Housing - Oil Pump	61	10	1
56-1580	Armature Set	67	23	1	67-2560	Bolt w/Washer	61	9	3
56-1590	Bearing - Front	67	22	1	67-2570	Plug	61	29	1
56-1600	Bearing - Rear	67	21	1	67-2570	Plug - Taper	60	19	1
56-1610	Bolt	67	16	1	67-2580	Gasket - Case	61	2	1
56-1640	Stopper Set	67	13	1	67-2590	Oil Seal	61	23	1
56-1670	Gear	67	10	1	67-2600	Bolt	62	5	1
56-1680	Cover Set	67	9	1	67-2600	Bolt	61	21	3
56-1700	Brush Holder Assembly	67	18	1	67-2610	Bolt	62	9	2
56-1710	Spring - Brush	67	19	4	67-2610	Bolt	61	22	4
56-1720	Assy. - Bracket (Rear)	67	17	1	67-2620	Bolt	61	24	1
56-7973	Clamp - Hydraulic Tube	48	17	4	67-2630	O-Ring	61	20	2
58-4250	Magnet	33	11	2	67-2640	Cap	61	30	1
60-6750	Screw - Cap Hex. Hd.	39	4	11	67-2650	Cap - Oil Filler	60	11	1
62-5550	Decal - TORO	1	2	1	67-2650	Oil Fill Cap Assembly	61	32	1
62-7650	Gasket - Sending Unit	46	3	1	67-2660	O-Ring	61	31	1
63-7440	Solenoid - Shutoff	59	49	1	67-2660	Seal - O-Ring	60	47	1
63-7640	Unit - Sending	46	4	1	67-2670	Hose - Breather	60	8	1
63-7790	Screw - Cap Hex. Hd.	37	28	12	67-2680	Hanger - Engine	60	16	2
63-8140	Pulley	33	19	1	67-2700	Guide - Valve	60	42	6
63-8280	Head - Filter	45	18	1	67-2710	Cap - Sealing	60	41	3
63-8290	Vent - Air	45	19	1	67-2730	Bolt	60	43	8
63-8300	Element - Filter	45	20	1	67-2740	Bolt - Flange	60	15	3

\*Not Illustrated

# TORO PART NUMBER INDEX (Cont.)

3322-146

Part No.	Description	Pg. No.	Ref. No.	Qty.	Part No.	Description	Pg. No.	Ref. No.	Qty.
67-2750	Cover Assembly	60	6	1	67-3590	Plate - Shim 2.0	64	*	1
67-2760	Gasket	60	14	1	67-3600	Plate - Shim 2.05	64	*	1
67-2770	Nut - Cap	60	12	2	67-3610	Plate - Shim 2.1	64	*	1
67-2780	Washer	60	13	2	67-3620	Plate - Shim 2.15	64	*	1
67-2850	Connecting Rod Assembly	58	9	3	67-3630	Plate - Shim 2.2	64	*	1
67-2860	Bolt	58	12	6	67-3640	Plate - Shim 2.25	64	*14	1
67-2890	Bearing Set 0.25 US	58	*	3	67-3650	Plate - Shim 2.3	64	*	1
67-2900	Bearing Set 0.50 US	58	*	3	67-3660	Plate - Shim 2.35	64	*	1
67-2940	Nut - Jam	58	22	1	67-3670	Plate - Shim 2.4	64	*	1
67-2950	Washer	58	20	1	67-3680	Plate - Shim 2.45	64	*	1
67-2960	Washer - Lock	58	21	1	67-3690	Plate - Shim 2.5	64	*	1
67-2980	Gear - Ring	58	15	1	67-3700	Tappet Assembly	64	15	3
67-2990	Bolt	58	14	4	67-3710	Screw - Air Bleed	64	24	1
67-3000	Washer	57	10	2	67-3720	Washer	64	23	1
67-3010	Cam Shaft	57	7	1	67-3730	Screw	64	22	1
67-3030	Bearing	57	9	2	67-3740	Nipple	64	21	1
67-3050	Bearing	57	22	1	67-3750	Washer	64	20	2
67-3060	Shaft	57	21	1	67-3760	Plate - Lock	64	2	3
67-3080	Ring - Retaining	57	23	1	67-3770	Screw w/Washer	64	1	3
67-3100	Retainer	58	32	6	67-3780	Rack Assembly	64	19	1
67-3110	Spring	58	31	6	67-3790	Screw	64	17	2
67-3120	Tappet	58	6	6	67-3800	Bracket	64	18	1
67-3130	Valve - Intake	58	28	3	67-3810	Pin	64	16	3
67-3140	Valve - Exhaust	58	29	3	67-3830	Washer 1.25	65	31	1
67-3150	Rod - Push	58	5	6	67-3840	Washer 1.3	65	*	1
67-3160	Arm - Rocker	58	1	6	67-3850	Washer 1.35	65	*	1
67-3170	Spring	58	40	2	67-3860	Washer 1.4	65	*	1
67-3180	Cap	58	34	6	67-3870	Washer 1.45	65	*	1
67-3190	Rocker Shaft Assembly	58	38	1	67-3880	Washer 1.5	65	*	1
67-3200	Stay - Rocker	58	35	3	67-3890	Washer 1.55	65	*	1
67-3210	Screw - Adjusting	58	4	6	67-3900	Washer 1.6	65	*	1
67-3220	Pin	58	37	1	67-3910	Washer 1.65	65	*	1
67-3230	Nut - Jam	58	2	6	67-3920	Washer 1.7	65	*	1
67-3240	Ring - Retaining	58	3	2	67-3930	Spring	64	30	3
67-3250	Bolt - Rockers Stay	58	43	2	67-3940	Pin	64	29	3
67-3260	Washer	66	8	2	67-3950	Piece	64	28	3
67-3260	Washer	58	41	6	67-3960	Nozzle Assembly	64	27	3
67-3260	Washer - Lock	68	13	1	67-3970	Nut	64	25	3
67-3280	Shim 0.2	63	38	1	67-3980	Gasket	64	26	3
67-3290	Shim 0.3	63	*	1	67-3990	Lever - Speed Control	66	1	1
67-3300	Shim 0.5	63	*	1	67-4000	Pin	66	2	2
67-3310	Shim 0.4	63	*	1	67-4010	Stopper	66	15	1
67-3320	Shim 0.6	63	*	1	67-4030	Rod - Tie	66	23	1
67-3330	Shim 0.7	63	*	1	67-4040	Weight Assembly	66	13	1
67-3340	Shim 0.8	63	*	1	67-4050	Shaft - Governor	66	19	1
67-3350	Shim 0.9	63	*	1	67-4060	Lever - Governor	66	18	1
67-3360	Shim 1.0	63	*	1	67-4070	Shaft - Sliding	66	16	1
67-3370	Bolt w/Washer	63	39	4	67-4080	Clip	66	24	1
67-3380	Nozzle & Holder Assembly	65	*	3	67-4090	Lever - Tension	66	21	1
67-3380	Nozzle & Holder Assembly	63	6	1	67-4120	Pin - Grooved	66	35	1
67-3390	Gasket	63	7	3	67-4140	Lever - Stop	66	11	1
67-3400	Pipe No. 1 Assembly	63	42	1	67-4150	Lever - Stop	66	40	1
67-3410	Pipe No. 2 Assembly	63	43	1	67-4160	Gasket	66	5	1
67-3420	Assy. - Pipe No. 3	63	1	1	67-4250	Cover	59	48	1
67-3430	Nut	63	2	3	67-4270	Bolt	66	3	4
67-3440	Gasket	63	4	3	67-4280	Bolt W/Washer	66	17	1
67-3460	Sub-Assy. - Housing	64	9	1	67-4290	Nut	66	34	1
67-3470	Holder - Delivery Valve	64	3	3	67-4310	Gasket	58	23	1
67-3480	O-Ring	64	4	3	67-4330	Oil Filter Assembly	63	40	1
67-3490	Spring	64	5	3	67-4340	Screen Assembly	63	31	1
67-3500	Sub-Assy. - Valve	64	7	3	67-4350	Oil Pressure Switch	62	8	1
67-3520	Sub-Assy. - Sleeve	64	10	3	67-4360	Pulley	62	1	1
67-3530	Seat	64	11	3	67-4380	Pump Assembly	62	6	1
67-3540	Spring	64	12	3	67-4390	Gasket	62	7	1
67-3550	Seat	64	13	3	67-4400	Bolt	60	1	2
67-3560	Plate - Shim 1.85	64	14	1	67-4400	Bolt	62	4	1
67-3570	Plate - Shim 1.9	64	*	1	67-4430	Gasket - Thermostat	37	43	1
67-3580	Plate - Shim 1.95	64	*	1	67-4430	Gasket - Thermostat	60	46	1

\*Not Illustrated

# TORO PART NUMBER INDEX (Cont.)

Part No.	Description	Pg. No.	Ref. No.	Qty.	Part No.	Description	Pg. No.	Ref. No.	Qty.
67-4460	Gasket (Thermostat Fitting)	60	31	1	84-1880	Fan	33	29	1
67-4470	Bolt	60	33	1	84-2780	Decal - No Step (Japan)	44	10	1
67-4480	Pipe - By-Pass	60	37	1	84-6660	Decal - Fluid (Japan)	35	18	1
67-4510	Gauge Nut - Water Temp.	60	35	1	86-4760	Spring	37	48	3
67-4550	Gasket - Intake Manifold	60	44	1	87-0150	Tower - Control Arm RH	21	9	1
67-4570	Gasket - Exhaust Manifold	60	26	1	87-0160	Tower - Control Arm LH	21	*	1
67-4590	Bolt	60	23	6	87-0210	Arm - Control Lower RH	22	32	1
67-4620	Spacer	68	24	1	87-0220	Arm - Control Lower LH	22	*	1
67-4640	Bolt	68	22	1	87-0690	Spring - Compression	21	15	2
67-4660	Bolt - Flange	68	2	1	87-0710	Hood	1	1	1
67-4670	Nut	68	12	1	87-0740	Key - Supervisor Switch	2	17	1
67-4690	Plate - Glow Plug	60	40	1	87-1430	Joint - Upper Ball	22	35	2
67-4720	Lever Assembly	67	4	1	87-1450	Bushing - Flange	22	4	8
67-4730	Spring Set	67	5	1	87-1490	Spring - Leaf	29	15	2
67-4750	Switch Assembly	67	7	1	87-1500	Steering Gear (Complete)	8	*	1
67-4760	Shaft Assembly	67	15	1	87-1500	Steering Gear Assembly	6	20	1
67-4770	Pinion Set	67	14	1	87-1720	Nut - Supervisor Switch	2	18	1
67-4780	Gear Set	67	12	1	87-1910	Pin - Alignment	14	13	2
67-4790	Shaft Assembly	67	11	1	87-1920	Seal - Shaft	14	8	2
67-4800	Yoke Assembly	67	20	1	87-1970	Bearing - Matched Set	31	*	2
67-5040	Spring	66	20	1	87-2040	Lever - Shift	18	16	1
68-3840	Ball Joint	9	23	1	87-2080	Screw - Cap Hex. Hd.	26	3	10
68-3841	Ball Joint Assembly	9	45	1	87-2080	Stud - Drive	30	12	10
68-9950	Spring - Extension	38	41	1	87-2100	Bearing - Release	14	26	1
70-1480	Relay - S.P.D.T.	45	44	1	87-2110	Tail Light Assembly	52	10	1
70-8560	Retainer - Indicator	45	27	1	87-2120	Headlight Assembly	1	3	2
70-8680	Pulley - Crankshaft	58	19	1	87-2240	Housing - Axle	30	7	2
70-8700	Pipe - Fuel Return	63	3	1	87-2260	Boot - Shift Lower	18	28	1
70-8720	Spring - Tie Rod	66	22	1	87-2280	Bearing	6	25	3
70-8750	Manifold - Exhaust	60	24	1	87-2310	Clevis - Cable	38	36	3
70-8760	Starter Assembly	67	1	1	87-2310	Clevis - Cable	18	47	2
70-8770	Front Bracket Assembly	67	3	1	87-2420	Seal - Ball Joint	22	7	4
70-8780	Center Bracket Assembly	67	6	1	87-2440	Bumper	1	7	2
71-3381	Tube - Overflow	33	1	2	87-2480	Link - Stabilizer	21	24	2
71-3383	Hose - Overflow	33	4	1	87-2500	Sleeve - Spring Pivot	21	12	2
71-4330	Seal - Oil	23	20	1	87-2510	Bracket - Seat Frame	17	11	2
71-4340	Washer	23	17	1	87-2520	Tube - Pivot	18	21	1
71-4350	Nut - Lock	23	18	1	87-2710	Lever - Parking Brake	19	29	1
71-5320	Washer - Flat	19	18	1	87-2720	Driveshaft	35	10	1
72-4310	Switch - Ball N.C.	38	1	1	87-2750	Spacer - Bearing	35	12	1
74-0720	Tube - Manual	17	1	1	87-2880	Shaft - Accelerator Pedal	9	6	1
75-4900	Bearing Set STD	57	3	1	87-2900	Spring - Compression	18	24	1
75-4910	Oil Pan Assembly	61	14	1	87-3040	Reservoir - Master Cylinder	10	1	1
75-4970	Sub-Assy. - Element	64	8	3	87-3060	Washer - Flat	30	25	2
75-4980	Lever - Governor Spring	66	7	1	87-3060	Washer - Flat	26	35	2
75-4990	Spring - Governor	66	25	1	87-3070	Cable - Battery Pos.	37	34	1
75-5000	Body Sub-Assy.	65	32	3	87-3080	Cable - Battery Neg.	44	23	1
75-5010	Bearing Set STD	58	8	3	87-3110	Absorber - Shock	21	29	2
75-5020	Pump Assembly	63	41	1	87-3110	Shock Absorber	29	8	2
75-5040	Gasket Kit	61	*	1	87-3120	Steering Column & Shaft	6	*	1
75-5050	Ring Set STD	58	11	3	87-3130	Lever - Tilt Steering	6	36	1
75-5060	Ring Set 0.25 OS	58	*	3	87-3140	Support - Rear	46	15	1
75-5070	Ring Set 0.50 OS	58	*	3	87-3150	Support - Front	46	27	1
75-5110	Cover Assembly	58	24	1	87-3160	Strap - Tank Support	46	29	2
75-5120	Gasket	59	45	1	87-3170	Pad - Tank Support Strap	46	30	2
75-6820	Hourmeter	2	16	1	87-3250	Mount - Bearing	6	26	3
75-9610	Spacer	48	7	1	87-3310	Clip - Brake Cable	26	4	2
76-2290	Spacer	19	37	1	87-3310	Clip - Brake Cable	30	8	2
76-8750	Decal-Warning	33	47	1	87-3370	Pulley	35	13	1
76-9100	Spacer	36	17	6	87-3410	Housing - Thermostat	37	44	1
76-9100	Spacer - Hi-Lo Lever	18	35	1	87-3450	Plug	26	29	2
76-9430	Spring - Extension	9	28	1	87-3460	Boot - Tilt Steering	6	2	1
80-6990	Washer	30	39	4	87-3470	Bumper - Spring	29	14	2
80-6990	Washer - Flat	38	39	3	87-3480	Plate - Brake Equalizer	19	22	1
80-8040	Decal - Caution	35	1	1	87-3520	Clevis	18	27	1
83-6030	Decal - Caution (Japan)	35	1	1	87-3530	Button - Shifter	18	29	1
83-9150	Decal - Fluid	35	18	1	87-3540	Link - Shift	18	20	2
84-1680	Ring - Retaining	50	7	1	87-3560	Tee - Brake Line	11	18	1

\*Not Illustrated

# TORO PART NUMBER INDEX (Cont.)

3322-146

Part No.	Description	Pg. No.	Ref. No.	Qty.	Part No.	Description	Pg. No.	Ref. No.	Qty.
87-3560	Tee - Brake Line	48	32	1	87-4710	Spacer - Barking Brake	19	13	1
87-3560	Tee - Brake Tube	29	23	1	87-4720	Plate - Steering Boot	6	3	1
87-3570	Fitting - Union	11	6	2	87-4730	Guard - Belly	36	19	2
87-3570	Union - Brake Line	9	5	2	87-4760	Bushing	29	12	12
87-3570	Union - Brake Line	29	25	1	87-4820	Bracket - Cable	38	27	1
87-3580	Retainer	29	4	2	87-4870	Hose - Hydraulic	49	4	1
87-3580	Retainer	22	9	2	87-4880	Hose - Hydraulic	49	3	1
87-3580	Retainer	26	11	2	87-4900	Hose - Hydraulic	49	31	1
87-3580	Retainer - Brake Hose	30	2	2	87-4910	Hose - Hydraulic	49	13	1
87-3580	Retainer - Brake Hose	11	8	2	87-4920	Hose - Hydraulic	45	43	1
87-3590	Seal - Bearing	30	22	2	87-4960	Clamp - Cable	18	42	1
87-3600	Spacer	21	3	10	87-4970	Engine Mount Assembly	22	17	4
87-3610	Bracket - Detent	6	34	1	87-4970	Engine Mount Assembly	36	13	2
87-3650	Pin - Shift	18	18	1	87-4970	Transaxle Mount Assembly	38	18	2
87-3660	Spring - Compression	18	30	1	87-5030	Lever - Differential Lock	19	3	1
87-3670	Hose - Hydraulic	49	21	1	87-5060	Cushion - Seat Bottom	15	7	2
87-3680	Assembly - Relief Valve	48	*	1	87-5080	Spacer - Connecting	48	25	1
87-3710	Overflow Reservoir Assembly	33	3	1	87-5080	Spacer - Connecting Rod	53	4	1
87-3720	Retainer - Cylinder	49	17	2	87-5100	Washer	38	17	4
87-3750	Cover - Steering Wheel	6	9	1	87-5100	Washer - Flat	36	12	4
87-3760	Plate - Shift Boot	15	14	1	87-5100	Washer - Snubbing	22	18	8
87-3770	Bushing - Sleeve	14	9	2	87-5110	Support - Lower	44	17	1
87-3780	Box - Glove	2	3	1	87-5120	Bracket - Battery Base	44	13	1
87-3790	Switch - Light	2	19	1	87-5130	Cover - Battery Base	44	9	1
87-3800	Bracket - Seat Bottom	15	3	3	87-5140	Nut - Lock	48	8	1
87-3820	Wheel - Steering	6	7	1	87-5150	Screw - Cap Hex. Hd.	48	4	1
87-3850	Bar - Anti-Sway	21	17	1	87-5280	Shaft - Release	14	4	1
87-3860	Link - Anti-Sway Bar	21	5	2	87-5300	Fork - Clutch	14	23	1
87-3890	Bracket - Anti-Sway Bar	21	18	2	87-5320	Guide - Release	14	25	1
87-3910	Bushing - Anti-Sway Bar	21	19	2	87-5330	Washer	21	2	8
87-3920	Bushing - Rubber	21	4	16	87-5350	Bracket - Switch	14	14	1
87-3920	Bushing - Rubber	29	7	8	87-5360	Lever	14	17	1
87-3940	Mount - Spring RH	29	*	1	87-5370	Rear Tire & Wheel Assembly	31	*	2
87-3960	Mount - Spring LH	29	18	1	87-5490	Switch - Neutral	14	15	1
87-3980	Shackle - Spring	29	11	4	87-5580	Fuel Gauge Assembly	2	15	1
87-3990	Oil Strainer Assembly	38	26	1	87-5590	Temperature Gauge Assy.	2	8	1
87-4010	Clamp - Anti-Sway Bar	21	20	2	87-5700	Hydraulic Pump Assembly	33	22	1
87-4060	Spacer - Bearing	30	21	2	87-5720	Rim	26	33	2
87-4070	Bumper - Front	1	14	1	87-5730	Hose - Hydraulic	38	4	1
87-4080	Tube - Brake LH	30	6	1	87-5730	Hose - Hydraulic	45	8	1
87-4090	Tube - Brake RH	30	1	1	87-5770	U-Bracket - Tail Light	52	5	1
87-4100	Hose - Brake	30	3	2	87-5800	Bracket - Mount	38	21	2
87-4100	Hose - Brake	29	5	2	87-5910	Decal - Supervisor	3	55	1
87-4110	Puck - Engine Adapter	37	41	1	87-5920	Decal - Danger	16	26	1
87-4120	Driveshaft	35	5	1	87-5930	Decal - Caution	15	10	1
87-4150	Hose - Radiator Lower	33	32	1	87-5940	Decal - Rollover	20	2	1
87-4150	Hose - Radiator Lower	37	35	1	87-5960	Decal - Axle	15	11	1
87-4230	Harness - Wire Front LH	2	41	1	87-5970	Decal - PTO	15	16	1
87-4250	Harness - Wire Rear	44	22	1	87-5980	Decal - ROPS	20	3	2
87-4260	Shift Cable Assembly	38	43	2	87-5990	Decal - PTO	30	40	1
87-4340	Clamp - Cable	18	10	1	87-6000	Decal - Differential	15	17	1
87-4350	Lever - Hi-Lo	18	2	1	87-6010	Decal - Dump Hyd.	15	19	1
87-4420	Hi-Lo Cable Assembly	38	44	1	87-6020	Decal - Brake	15	20	1
87-4460	Differential Lock Cable	19	11	1	87-6040	Bracket - Shifter	18	22	1
87-4470	Bracket	38	23	1	87-6060	Decal - ATF	30	4	1
87-4490	Bracket - Hold-Down	48	22	1	87-6170	Frame - Seat	17	14	1
87-4500	Rod - Pivot	48	2	1	87-6240	Bracket - Seat Back	17	23	4
87-4510	Rod - Connecting	48	3	1	87-6270	Socket & Bulb Assembly	3	60	4
87-4520	Bracket - Dump Valve	49	27	1	87-6280	Plate - Seat Back	17	18	2
87-4560	Tube - Hydraulic	48	14	1	87-6290	Cushion - Seat Back	17	17	2
87-4560	Tube - Hydraulic	49	33	1	87-6300	Lens	52	7	1
87-4580	Rod - Auxiliary Lever	53	2	1	87-6310	Gasket	52	9	1
87-4610	Rod - Auxiliary	53	3	1	87-6320	Bulb - Headlight	1	5	2
87-4620	Bracket - Auxiliary Valve	54	4	1	87-6330	Lens - Headlight	1	6	2
87-4670	Plate Detent Lower	18	48	1	87-6410	Bracket - Harness	14	18	2
87-4680	Plate - Detent Upper	18	49	1	87-6570	Foam - Seal	18	38	1
87-4690	Cover - Clutch	37	21	1	87-6620	Screw	1	10	15
87-4700	Disc - Clutch	37	19	1	87-6620	Screw - Torx Hd.	14	42	2

\*Not Illustrated

# TORO PART NUMBER INDEX (Cont.)

Part No.	Description	Pg. No.	Ref. No.	Qty.	Part No.	Description	Pg. No.	Ref. No.	Qty.
87-6620	Screw - Torx Pan Hd.	9	43	2	87-9360	Seal - Oil	25	13	1
87-6640	Lever - Dump Stop	19	14	1	87-9370	Ring - Retaining	25	3	1
87-6660	Fender - Rear 24	52	17	2	87-9420	Decal - Caution	33	36	1
87-6670	Decal - Fuse	3	54	1	87-9480	Fender - Front	16	24	2
87-6710	Switch - Supervisor	38	33	1	87-9530	Transaxle Assembly	38	22	1
87-6720	Knob	18	17	1	87-9600	Housing - Axle RH	26	28	1
87-6740	Tire - Rear 24	30	16	2	87-9620	Housing - Axle LH	26	*	1
87-6750	Rim - Rear 24	30	19	2	87-9640	Arm - Pitman	6	21	1
87-6890	Hold - Hand	15	1	1	87-9650	Cover - Steering Gear	17	27	4
87-6900	Tube - Hydraulic	36	10	1	87-9660	Trim	17	24	1
87-6910	Spring - Compression	38	13	1	87-9810	Foam - Overflow Tank	33	37	1
87-6950	Receiver - LH	20	6	1	87-9840	Shaft - Clutch	25	1	1
87-6960	Receiver - RH	20	7	1	87-9890	Decal - Dash	3	56	1
87-7040	Bracket - Oil Filter	45	4	1	87-9980	Decal - Load	1	16	1
87-7050	Cap - Reservoir	33	43	1	92-0650	Bearing - Ball	41	22	1
87-7090	Assembly - Frame, R.O.P.S.	20	1	1	92-0651	Case - Transaxle	39	19	1
87-7110	Assembly - Axle, Rear	30	5	1	92-0652	Cover - Upper	39	7	1
87-7150	Assembly - Cradle, Spring	21	13	2	92-0653	Cover - Side	39	9	1
87-7160	Assembly - Clevis, Cable	18	7	1	92-0654	Carrier - Differential	39	17	1
87-7170	Bracket - Clutch Spring	38	42	1	92-0655	Cover - Seal	39	30	1
87-7270	Washer - Flat	30	23	6	92-0656	Cover - P.T.O.	39	1	1
87-7290	Fitting - Hydraulic	36	9	1	92-0662	Cap - Oil	39	5	1
87-7330	Hose - Radiator Upper	33	7	1	92-0663	Shaft - Main	41	16	1
87-7330	Hose - Radiator Upper	37	45	1	92-0664	Hub - Synchro	41	12	2
87-7350	Hose - Suction	36	6	1	92-0665	Key - Synchro	41	23	6
87-7380	Bracket - Relay/Indicator	45	10	1	92-0666	Spring - Synchro	41	13	4
87-7470	Plate - Clamp	29	16	2	92-0667	Ring - Synchro	41	6	3
87-7480	Washer - Flat	29	31	8	92-0668	Shifter - Synchro	41	7	2
87-7480	Washer - Flat	6	37	3	92-0672	Gear - 18T	41	19	1
87-7600	Rod - Battery Support	44	19	1	92-0673	Gear - 14T	41	21	1
87-7610	Tab - Battery Support	44	21	1	92-0674	Shaft - Reduction	41	28	1
87-7620	Shield - Plastic	44	12	1	92-0677	Gear - 49T	41	31	1
87-7660	Clamp - Brake Line	11	2	8	92-0679	Gear - 23T	41	25	1
87-7660	Clamp - Tube	9	40	2	92-0680	Collar	41	26	1
87-7930	Decal - Danger	17	6	1	92-0681	Bearing - Needle	41	30	2
87-7930	Decal - Warning	50	13	1	92-0682	Washer - Thrust	41	29	1
87-7930	Decal - Warning	49	32	2	92-0684	Gear - 33T	41	10	1
87-7940	Stud	17	8	1	92-0687	Gear - 16T	41	18	1
87-7950	Bed Support Assembly	17	7	1	92-0698	Shaft - Fork R-1	42	14	1
87-7960	Lever - Shift Arm	38	38	2	92-0699	Shaft - Fork 2-3	42	7	1
87-7970	Arm - Shift	38	15	1	92-0700	Fork - Shift R-1	42	3	1
87-8080	Console Plate Assembly	15	21	1	92-0701	Fork - Shift 2-3	42	6	1
87-8120	Bracket - Trim Side	1	11	2	92-0705	Lock - Spindle	42	20	1
87-8130	Bracket - Trim Top	1	19	1	92-0706	Cap - Fork Shaft	39	25	1
87-8160	Trim	1	20	1	92-0708	Shaft - Fork Hi-Lo	42	16	1
87-8240	Cable - Parking Brake	19	24	2	92-0709	Fork - Shift Hi-Lo	42	17	1
87-8250	Plate - Shift Arm	38	10	1	92-0710	Counter Shaft Assembly	40	15	1
87-8440	Assembly - Rear Frame	29	2	1	92-0710	Ring Gear Assembly	43	8	1
87-8460	Bumper	14	34	1	92-0711	Washer - Thrust	40	6	2
87-8471	Bracket - Clutch	14	7	1	92-0712	Bearing - Ball	40	1	1
87-8500	Front Wire Harness Assy.	2	47	1	92-0713	Collar	40	13	1
87-8550	Control Panel Assembly	2	53	1	92-0714	Bearing - Ball	40	14	2
87-8620	Boot - Shift	15	13	1	92-0715	Gear - 49T	40	7	1
87-8640	Washer - Flat	18	26	1	92-0716	Collar	40	3	1
87-8710	Tab - Clutch	14	40	1	92-0717	Gear - 71T	40	10	1
87-8780	Head - Oil Filter	45	29	1	92-0718	Shifter - Hi-Lo	40	8	1
87-9080	Decal - Grease	31	44	2	92-0719	Collar - Spline	40	9	1
87-9130	Decal - Workman 4300	1	15	1	92-0720	Case - Differential	43	31	1
87-9160	Lower Shaft Assembly	6	*	1	92-0721	Fork - Differential Lock	43	17	1
87-9170	Brake Assembly RH	26	5	1	92-0722	Shaft - Lock Fork	43	18	1
87-9170	Front Brake Assembly - RH	27	*	1	92-0723	Spring - Compression	43	19	1
87-9180	Brake Assembly LH	26	*	1	92-0724	Arm - Differential Lock	43	27	1
87-9180	Front Brake Assembly - LH	27	*	1	92-0725	Shaft - Axle L.H.	43	28	1
87-9190	Stub - Axle	26	31	2	92-0726	Shaft - Axle R.H.	43	1	1
87-9200	Bearing - Matched Set	26	*	2	92-0727	Washer	43	4	2
87-9210	Spacer	26	30	2	92-0728	Washer	43	2	1
87-9220	Plug - Seal	25	2	1	92-0729	Seal - Oil	42	10	3
87-9300	Door - Clean Out	33	35	1	92-0730	Slider - Differential Lock	43	7	1

\*Not Illustrated

# TORO PART NUMBER INDEX (Cont.)

3322-146

Part No.	Description	Pg. No.	Ref. No.	Qty.	Part No.	Description	Pg. No.	Ref. No.	Qty.
92-0731	Spring - Compression	42	2	3	92-0836	Flywheel Assembly	58	13	1
92-0732	Plate - Keeper	42	8	3	92-0837	Fitting - Thermostat	60	32	1
92-0733	Washer	43	20	1	92-0839	Plate	57	14	1
92-0740	Washer - Thrust	41	3	3	92-0840	Gear	57	17	1
92-0741	Washer - Thrust	40	11	1	92-0841	Ring - Retaining	57	15	1
92-0743	Breather - Air	39	27	1	92-0842	Gear Assembly	57	13	1
92-0744	Washer	43	14	1	92-0843	Bolt w/Washer	67	2	2
92-0745	Gear - Side L.H.	43	24	1	92-0844	Plug - Glow	60	39	3
92-0746	Gear - Side R.H.	43	11	1	92-0845	Crankshaft	58	16	1
92-0747	Washer - Thrust	43	10	2	92-1211	Decal - Dash (Europe)	3	56	1
92-0748	Gear - Pinion	43	12	2	92-1773	Screw - Cap Hex. Hd.	23	11	4
92-0749	Shaft - Pinion	43	23	1	92-1914	Bearing - Ball	58	27	1
92-0750	Washer	43	13	2	92-2160	Cartridge - Relief Valve	48	12	1
92-0753	Ring - Retaining	41	2	1	92-2161	Body - Relief Valve	48	28	1
92-0753	Ring - Retaining	43	21	1	92-2162	Head	50	6	1
92-0754	Ring - Retaining	41	20	1	92-2165	Kit - Repair	50	*	1
92-0755	Ring - Retaining	40	12	1	92-2173	Screw - Cap Socket Head	34	18	8
92-0756	Ring - Retaining	43	5	3	92-2174	Screw - Adjusting	34	22	1
92-0759	Ring - Retaining	39	22	1	92-2175	Gear	34	11	2
92-0760	Ring - Retaining	39	15	1	92-2176	Pin - Dowel	34	16	2
92-0761	Ring - Retaining	42	18	1	92-2177	Pin - Shear	34	7	1
92-0762	Washer - Lock	39	3	1	92-2178	Ring - Crescent	34	4	4
92-0763	Ring - Retaining	41	14	3	92-2179	Key - Square	34	5	1
92-0764	Ring - Retaining	40	5	3	92-2180	Gasket - Copper	34	23	1
92-0765	Pin - Alignment	39	8	4	92-2181	Plate - Pressure	34	13	1
92-0765	Pin - Alignment	43	9	2	92-2182	Plate - Seal	34	9	1
92-0768	Pin - Spring	43	15	2	92-2183	Plate - Wear	34	10	1
92-0769	Pin - Spring	42	4	2	92-2184	Cap - Relief Valve	34	24	1
92-0770	Pin - Spring	43	26	1	92-2185	Plug	34	19	1
92-0771	Pin - Spring	43	16	1	92-2186	Spacer	34	3	1
92-0772	Key	41	17	2	92-2187	Housing - Gear, End	34	17	1
92-0773	Drain Plug Assembly	39	13	1	92-2189	Shaft - Drive	34	6	1
92-0775	Bearing - Ball	43	6	2	92-2190	Shaft - Idler	34	25	1
92-0775	Bearing - Ball	39	33	2	92-2191	Bearing	34	27	1
92-0776	Bearing - Ball	43	29	1	92-2192	Bearing	34	12	4
92-0778	Bearing - Ball	41	11	2	92-2193	Ball	34	20	1
92-0780	Bearing - Ball	43	3	1	92-2194	Spring	34	21	1
92-0781	Bearing - Needle	41	4	4	92-2195	Seal - Oil	34	2	1
92-0782	Bearing - Needle	41	33	1	92-2196	Seal - Pressure Plate	34	15	1
92-0783	Sleeve - Inner	40	4	1	92-2197	Seal - Back Up	34	14	1
92-0785	Ball	42	1	3	92-2198	Seal	34	26	1
92-0787	O-Ring	39	12	1	92-2199	Key - Ball	34	28	1
92-0787	O-Ring	43	22	1	92-2379	Clamp - Hose	33	2	2
92-0788	O-Ring	39	6	1	92-2379	Clamp - Hose	46	32	1
92-0789	O-Ring	39	14	1	92-2379	Clamp - Hose	45	34	1
92-0790	O-Ring	39	29	1	92-2601	Ring - Retaining	54	49	4
92-0791	Seal - Oil	39	26	1	92-2602	Coupling - Hyd. Female	55	54	2
92-0793	Seal - Oil	39	16	2	92-2603	Plug - Dust	54	51	2
92-0793	Seal - Oil	43	32	2	92-2605	Hydraulic Hose Assembly	54	36	1
92-0796	Screw - Cap Hex. Hd.	39	31	5	92-2606	Hydraulic Hose Assembly	54	33	1
92-0803	Screw - Hex. Flange Hd.	43	30	12	92-2609	Decal - Remote Hyd.	15	18	1
92-0804	Stud	39	28	1	92-2610	Decal - Coupler (US)	55	55	1
92-0807	Cap - Sealing	39	23	1	92-2611	Decal - Caution (US)	55	56	1
92-0808	Shim Set	39	20	1	92-2620	Hydraulic Tube Assembly	54	45	1
92-0809	Shim Set	39	11	1	92-2622	Hydraulic Tube Assembly	54	10	1
92-0816	Arm - Shift Fork R-1	42	15	1	92-2623	Plate - Valve Mount	54	3	1
92-0817	Arm - Shift Fork 2-3	42	5	1	92-2624	Hydraulic Hose Assembly	54	6	1
92-0818	Arm - Shift Fork Hi-Lo	42	19	1	92-2625	Relief Valve Assembly	54	48	1
92-0819	Gear - 40T	41	32	1	92-2697	Hose - Hydraulic	49	1	1
92-0820	Gear - 27T	41	5	1	92-2771	Rear Coupler Bracket Assy.	55	53	1
92-0821	Gear - 24T	41	15	1	92-4100	Backplate Assembly RH	27	*	1
92-0822	Gear - 28T	41	24	1	92-4101	Primary Piston Assembly	10	11	1
92-0823	Gear - 43T	41	27	1	92-4102	Secondary Piston Assembly	10	4	1
92-0824	Shaft - Reverse Idler	41	9	1	92-4103	Pin - Stop	10	3	1
92-0827	Gear	57	12	1	92-4108	Washer - Retainer	10	10	1
92-0830	Plate - Rear	63	47	1	92-4109	Circlip	10	9	1
92-0831	Pin - Knock	63	48	1	92-4110	Clevis	10	5	1
92-0835	Gear	58	7	1	92-4111	Petcock - Radiator	33	38	1

\*Not Illustrated

# TORO PART NUMBER INDEX (Cont.)

Part No.	Description	Pg. No.	Ref. No.	Qty.	Part No.	Description	Pg. No.	Ref. No.	Qty.
92-4112	Cap Assembly	10	12	1	92-4190	Yoke - End	30	29	2
92-4113	Screw - Bleed	27	4	1	92-4193	Yoke - Flange	24	1	1
92-4114	Cap - Bleed Screw	27	5	1	92-4194	Yoke - Tube	24	3	1
92-4114	Cap - Bleed Screw	32	5	1	92-4195	Slip Yoke Assembly	24	4	1
92-4117	Assy. - Wheel Cylinder LH	27	*	1	92-4196	Seal	24	6	1
92-4118	Assy. - Wheel Cylinder RH	27	*	1	92-4198	Fan Shroud Assembly	33	17	1
92-4119	Kit - Seal	27	*	1	92-4199	Skirt Assembly	15	2	1
92-4123	Assembly - Pawl LH	27	19	1	92-5180	Plate - Center	39	21	1
92-4123	Assembly - Pawl LH	32	19	1	92-5183	Shaft - Front Drive	41	34	1
92-4124	Assembly - Pawl RH	27	*	1	92-5184	Gear - 41T	41	35	1
92-4124	Assembly - Pawl RH	32	*	1	92-5185	Bearing - Ball	41	36	1
92-4131	Washer - Hold Down	27	22	2	92-5186	Gear - 43T	40	2	1
92-4131	Washer - Hold Down	32	22	2	92-5304	Decal - Brake (Japan)	15	20	1
92-4133	Pin - Hold Down	27	26	2	92-5311	Decal - Differential (Japan)	15	17	1
92-4133	Pin - Hold Down	32	26	2	92-5318	Decal - Axle (Japan)	15	11	1
92-4134	Plug - Inspection	27	25	1	92-5325	Decal - Caution (Japan)	15	10	1
92-4134	Plug - Inspection	32	25	1	92-5332	Decal - Supervisor (Japan)	3	55	1
92-4135	Set Bolt	27	1	2	92-5339	Decal - Coupler (JAP)	55	*	1
92-4135	Set Bolt	32	1	2	92-5346	Decal - Remote Hyd.	15	18	1
92-4136	Backplate Assembly LH	27	2	1	92-5353	Decal - Dump Hyd. (Japan)	15	19	1
92-4137	Screw - Bleed	32	4	1	92-5360	Decal - PTO (Japan)	15	16	1
92-4138	Backplate Assembly LH	32	2	1	92-5367	Decal - PTO (Japan)	30	40	1
92-4139	Backplate Assembly RH	32	*	1	92-5374	Decal - Fuse (Japan)	3	54	1
92-4140	Assy. - Wheel Cylinder LH	32	*		92-5381	Decal - ROPS (Japan)	20	3	2
92-4141	Assy. - Wheel Cylinder RH	32	*	1	92-5388	Decal - Rollover (Japan)	20	2	1
92-4142	Seal Kit	32	*	1	92-5466	Decal - Caution (JAP)	55	*	1
92-4143	Shoe & Lining Set	27	13	1	92-5473	Decal - ATF (Japan)	30	4	1
92-4143	Shoe & Lining Set	32	13	1	92-5951	Angle - Hitch	30	41	1
92-4144	Assembly - Adjuster LH	27	*	1	92-5972	Grommet	17	5	4
92-4144	Assembly - Adjuster LH	32	*	1	92-6408	Decal - Danger (Japan)	16	26	1
92-4145	Assembly - Adjuster RH	27	*	1	92-6415	Decal - Danger (Japan)	17	6	1
92-4145	Assembly - Adjuster RH	32	*	1	92-6415	Decal - Warning (Japan)	49	32	2
92-4146	Plug	27	3	1	92-6444	Decal - Grease (Japan)	31	44	2
92-4146	Plug	32	3	1	92-6479	Decal - Caution (Japan)	29	29	2
92-4147	Spring - Shoe, Upper LH	27	14	1	92-6493	Decal - Warning (Japan)	21	33	2
92-4147	Spring - Shoe, Upper LH	32	14	1	92-7240	Decal - Warning (Japan)	33	47	1
92-4148	Spring - Shoe, Upper RH	27	*	1	92-7905	Switch & Bracket Assembly	54	31	1
92-4148	Spring - Shoe, Upper RH	32	*	1	93-2191	Mounting Band Assembly	46	36	1
92-4149	Spring - Shoe, Lower	27	15	1	93-2195	Element - Air Cleaner	47	3	1
92-4149	Spring - Shoe, Lower	32	15	1	93-3102	Cap - Fuel	46	1	1
92-4150	Spring - Adjuster, LH	27	20	1	93-3618	Pinion & Ring Gear Assy.	23	8	1
92-4150	Spring - Adjuster, LH	32	20	1	93-3766	Decal - Caution (Japan)	33	36	1
92-4151	Spring - Adjuster, RH	32	*	1	93-6668	Decal - Charging (Europe)	44	24	1
92-4152	Spring - Hold Down	27	23	2	93-6687	Decal - No Step (Europe)	44	10	1
92-4152	Spring - Hold Down	32	23	2	93-7051	Radiator Assembly	33	39	1
92-4153	Assembly - Steering Column	6	11	1	93-7052	Joint - Lower Ball	22	8	2
92-4154	Universal Joint Assembly	6	31	1	93-7053	Warning Light Assembly	2	9	1
92-4155	Slip Joint Assembly - Upper	6	28	1	93-7054	Front Differential Assembly	22	20	1
92-4157	Spring - Adjuster, RH	27	*	1	93-7055	Turnbuckle	26	24	1
92-4158	Valve Assy. - Hyd. Gear	8	*	1	93-7056	Rod - Tie RH	26	22	1
92-4159	Nut - Adjuster Plug Lock	7	25	1	93-7057	Rod - Tie LH	26	*	1
92-4160	Bearing Service Kit - Upper	8	*	1	93-7058	Bracket - Brake Hose LH	26	*	1
92-4161	Assembly - Cover Service	7	*	1	93-7059	Hose - Brake Front	11	9	2
92-4162	Pitman Shaft - Gear Service	8	*	1	93-7059	Hose - Brake Front	26	13	2
92-4163	Assy. - Steering Housing	8	*	1	93-7059	Hose - Brake Front	22	14	2
92-4164	Plug Assy. - Service Adjust.	8	*	1	93-7070	Bracket - Brake Hose	22	11	2
92-4165	Plug - Housing End	7	2	1	93-7071	Bracket - Brake Hose RH	26	12	1
92-4166	Rack/Piston/Nut Assembly	8	*	1	93-7074	Mount - Differential Rear	22	21	1
92-4167	Assembly - Plug Service	8	*	1	93-7078	Constant Velocity Joint Assy.	26	15	2
92-4168	Return - Guide Ball	7	7	2	93-7079	Tube - Brake LH	26	*	1
92-4169	Bearing - Needle	7	21	1	93-7080	Tube - Brake RH	26	8	1
92-4170	Bearing - Pitman Shaft	7	47	1	93-7081	Tube - Brake Front RH	11	10	1
92-4179	Yoke, Shaft & Seal Tube	30	33	2	93-7082	Tube - Brake Front LH	11	16	1
92-4180	Seal	30	32	2	93-7085	Tube - Brake Front	11	19	1
92-4182	Yoke & Hub	30	31	2	93-7088	Support - Fan	33	20	1
92-4187	Cross & Bearing Kit	30	30	4	93-7090	Stub - Axle	30	14	2
92-4188	Ring - Snap	30	28	12	93-7092	Hydraulic Tube Assembly	48	16	1
92-4189	Strap & Bolt Kit	30	36	2	93-7093	Hydraulic Tube Assembly	48	20	1

\*Not Illustrated

# TORO PART NUMBER INDEX (Cont.)

3322-146

Part No.	Description	Pg. No.	Ref. No.	Qty.	Part No.	Description	Pg. No.	Ref. No.	Qty.
93-7094	Cover - Wire Harness	2	49	1	93-8973	Piston & Pin Set STD	58	10	3
93-7098	Cable - Accelerator	37	6	1	93-8974	Thermostat	37	42	1
93-7098	Cable - Accelerator	9	47	1	93-8974	Thermostat	60	45	1
93-7099	Frame - Engine	36	1	1	93-8975	Piston & Pin Set 0.25 OS	58	*	3
93-7100	Mount - Engine	36	5	1	93-8976	Piston & Pin Set 0.50 OS	58	*	3
93-7100	Mount - Engine	37	40	1	93-8981	Joint & Shaft - Outboard	28	5	1
93-7103	Screen - Radiator	33	8	1	93-8982	Boot Kit - Outboard	28	1	1
93-7105	Cable Assembly	18	15	2	93-8983	Boot Kit - Inboard	28	2	1
93-7106	Hi-Lo Cable Assembly	18	6	1	93-8984	Joint Assembly - Inboard	28	4	1
93-7115	Bidirectional Clutch Assembly	25	*	1	93-8985	Clip - Circular	28	3	1
93-7116	Differential Driveshaft Assy.	22	24	1	93-8987	Slip Joint Assembly - Lower	6	29	1
93-7116	Driveshaft Assembly	24	*	1	93-8988	Boot - Steering Shaft	6	24	1
93-7117	Plate - Adaptor	25	14	1	93-8995	Rod - Threaded	37	46	1
93-7118	Bracket - Differential Front	22	27	1	93-9089	Decal - Coupler (CE)	55	*	1
93-7120	Housing - Bell	14	10	1	93-9090	Decal - Caution (CE)	55	*	1
93-7125	Brake Assembly RH	30	*	1	93-9164	Indicator - Service	46	39	1
93-7125	Rear Brake Assembly - RH	32	*	1	93-9430	Decal - Differential (Europe)	15	17	1
93-7126	Brake Assembly LH	30	9	1	93-9442	Decal - ATF (Europe)	30	4	1
93-7126	Rear Brake Assembly - LH	32	*	1	93-9443	Decal - Brake (Europe)	15	20	1
93-7128	Drum - Brake	30	15	2	93-9444	Decal - Dump Hyd.	15	19	1
93-7128	Drum - Brake	26	32	2	93-9447	Decal - Caution (Europe)	33	36	1
93-7130	Harness - Wire	37	15	1	93-9448	Decal - Caution (Europe)	15	10	1
93-7130	Harness - Wire	45	25	1	93-9449	Decal - Grease (Europe)	31	44	2
93-7133	Arm - Control Upper LH	22	*	1	93-9535	Hydraulic Tube Assembly	54	5	1
93-7135	Arm - Control Upper RH	22	3	1	93-9536	Rod - Connecting	53	6	1
93-7140	Belt - V	35	14	1	93-9537	Bracket - Switch Mounting	54	44	1
93-7145	Screw - Cap Hex. Hd.	6	19	3	93-9538	Cover - Switch	54	42	1
93-7252	Decal - CE (Europe)	3	66	1	93-9539	Strip - Tapped	54	30	1
93-7275	Decal - Fluid (Europe)	35	18	1	93-9540	Sleeve - Protective	54	35	1
93-7276	Decal - Danger (Europe)	44	25	1	93-9541	Harness - Wire	55	57	1
93-7814	Decal - Caution (Europe)	35	1	1	93-9542	Cam - Switch	54	13	1
93-8071	Decal - Caution (Europe)	29	29	2	93-9551	Sleeve - Protective	54	40	1
93-8900	Carrier Assembly	23	15	1	93-9552	Hose - Hydraulic	49	4	1
93-8901	Differential Case Assembly	23	*	1	93-9850	Decal - Rollover (Europe)	20	2	1
93-8902	Spacer - Bearing	23	24	1	93-9851	Decal - Fuse (Europe)	3	54	1
93-8903	Flange	23	19	1	93-9852	Decal - Danger (Europe)	17	6	1
93-8904	Shim - .003	23	21	A/R	93-9852	Decal - Warning (Europe)	49	32	2
93-8905	Shim - .005	23	*	A/R	93-9856	Decal - Supervisor (Europe)	3	55	1
93-8906	Shim - .010	23	*	A/R	93-9857	Decal - Axle (Europe)	15	11	1
93-8907	Shim - .030	23	*	A/R	93-9859	Decal - ROPS (Europe)	20	3	2
93-8908	Housing - Front	23	2	1	93-9860	Decal - Danger (Europe)	16	26	1
93-8909	Screw - Cap Hex. Hd.	23	16	8	93-9861	Decal - PTO (Europe)	15	16	1
93-8910	Vent	23	1	1	93-9862	Decal - PTO (Europe)	30	40	1
93-8911	Gear - Bevel Side	23	5	2	93-9866	Decal - Remote Hyd.	15	18	1
93-8916	Plug Assembly	23	12	2	93-9879	Decal - Warning (Europe)	21	33	2
93-8917	Bearing - Needle	23	34	2	94-1225	Decal - Load (Europe)	1	16	1
93-8918	Seal - Oil	23	33	2	94-1227	Decal - Dash (Japan)	3	56	1
93-8919	Bearing - Thrust	25	10	1	94-1228	Decal - Load (Japan)	1	16	1
93-8920	Housing & Race	25	5	1	94-1257	Block Sub-Assembly	57	1	1
93-8921	Cage	25	12	1	94-1258	Gasket - Cylinder Head	60	25	1
93-8922	Spring - Garter	25	6	1	94-1259	Case Sub-Assembly	61	1	1
93-8923	Spring	25	11	1	94-1414	Valve-Vacuator	47	5	1
93-8924	Cam	25	8	1	94-1416	Asm-Adapter, Indicator	46	38	1
93-8925	Roller	25	7	6	94-3533	Cover (Intake)	60	5	1
93-8929	Washer - Thrust	25	9	1	94-3652	Assembly-Cover	47	4	1
93-8938	Bracket - Cover Mount LH	33	44	1	94-3800	Master Cylinder Assembly	9	3	1
93-8939	Bracket - Cover Mount RH	33	46	1	94-3803	Tie Rod End Assembly	26	27	2
93-8940	Cover - Radiator	33	45	1	94-3804	Tie Rod End Assembly	26	20	2
93-8941	Bracket - Front LH	52	15	1	94-3814	Tube - Hydraulic	9	1	1
93-8942	Bracket - Front RH	52	*	1	94-3815	Tube - Hydraulic	9	2	1
93-8943	Plate - Tail Light LH	52	12	1	94-3819	Tube - Brake Rear	11	5	1
93-8944	Plate - Tail Light RH	52	*	1	94-3820	Tube - Brake Front	11	1	1
93-8961	Arm - Accelerator Pedal	9	10	1	94-3821	Plate - Center, Frame	9	34	1
93-8965	Pedal - Brake	9	27	1	94-3827	Spring - Return	66	41	1
93-8969	Pedal - Accelerator	9	15	1	94-3829	Pin - Clevis	19	23	1
93-8970	Cylinder Head Assembly	60	28	1	94-3837	Cable - Clutch	3	67	1
93-8971	Seal - Port, Flange	10	2	2	94-3838	Bracket - Mudflap LH	1	23	1
93-8972	Shaft - Idler	63	34	1	94-3839	Bracket - Mudflap RH	1	*	1

\*Not Illustrated

# TORO PART NUMBER INDEX (Cont.)

Part No.	Description	Pg. No.	Ref. No.	Qty.	Part No.	Description	Pg. No.	Ref. No.	Qty.
94-3841	Mudflap	1	26	2	99-9359	Decal - Quick Ref. (SF)	15	23	1
94-3842	Tube - Brake Rear	11	12	1	99-9360	Decal - Quick Ref. (F)	15	23	1
94-3843	Tube - Brake LH	29	22	1	99-9361	Decal - Quick Ref. (D)	15	23	1
94-3845	Tube - Hydraulic	29	20	1	99-9362	Decal - Quick Ref. (I)	15	23	1
94-3846	Tube - Brake RH	29	3	1	99-9363	Decal - Quick Ref. (Japan)	16	23	1
94-5202	Lever Support Assembly	18	14	1	99-9364	Decal - Quick Ref. (N)	15	23	1
94-5203	Hydraulic Cylinder Assy.	49	16	2	99-9365	Decal - Quick Ref. (P)	15	23	1
94-5206	Barrel Assembly	50	1	1	99-9366	Decal - Quick Ref. (ES)	15	23	1
94-5207	Shaft	50	2	1	99-9367	Decal - Quick Ref. (S)	15	23	1
94-5209	Cover - Dust	10	7	1	218-446	Nut - Hex.	2	11	1
94-5210	Rod - Push	10	8	1	218-447	Washer - Lock	2	12	1
94-5213	Muffler	37	31	1	218-473	Boot - Switch	3	63	1
94-5221	Flap - Master Cylinder	9	42	1	218-574	Fuse - 7.5 Amp	2	46	2
94-5223	Bell Crank	9	19	1	218-578	Fuse - 10 Amp	3	61	1
94-5237	Pulley	33	26	1	218-600	Bulb	2	13	2
94-5238	Hose - Air Intake	37	11	1	219-17	Bulb - Warning Light	3	59	4
94-5245	Supervisor Switch Assembly	2	29	1	232-27	Valve - Stem	30	17	2
94-5248	Elbow - Air Intake	46	19	1	233-37	Knob	18	1	1
94-5250	Operators Platform Assy.	1	17	1	233-39	Knob	48	1	1
94-5255	Hose - Hydraulic	45	43	1	233-39	Knob	53	1	1
94-5255	Hydraulic Hose Assembly	54	29	1	233-39	Knob	6	1	1
94-5256	Bell Crank	37	8	1	233-48	Knob	19	4	1
94-5259	Bracket - Accelerator	37	4	1	237-21	Seal - O-Ring	49	2	6
94-5261	Tire	26	34	2	237-22	Seal - O-Ring	49	5	3
94-5272	Decal - Warning	3	68	1	237-22	Seal - O-Ring	48	9	4
94-5299	Rod - Link	9	25	1	237-22	Seal - O-Ring	54	14	10
95-5805	Air Cleaner Assembly	46	23	1	237-30	Seal - O-Ring	38	34	2
95-7394	Shaft - Brake	9	35	1	237-42	O-Ring	51	2	2
98-2915	Fuel Tank Assembly	46	2	1	237-42	O-Ring	56	2	2
98-2918	Driveshaft Assembly	31	*51	2	237-42	Seal - O-Ring	38	2	1
98-2920	Engine	37	55	1	237-42	Seal - O-Ring	49	7	2
98-2925	Front Housing Assembly	68	9	1	237-42	Seal - O-Ring	48	11	2
98-2926	Screw Set (3 Screws)	68	7	1	237-42	Seal - O-Ring	54	15	5
98-2927	Bearing - Front	68	8	1	237-78	Seal - O-Ring	49	15	4
98-2928	Rotor Assembly	68	10	1	237-78	Seal - O-Ring	54	16	3
98-2929	Nut - Set	68	1	1	237-79	Seal - O-Ring	45	5	2
98-2930	Pulley Set	68	23	1	237-79	Seal - O-Ring	23	13	2
98-2931	Bolt Set (4 Bolts)	68	5	1	237-79	Seal - O-Ring	49	25	1
98-2932	Bearing - Rear	68	11	1	237-80	Seal - O-Ring	49	24	1
98-2933	Stator Assembly	68	21	1	237-81	Seal - O-Ring	38	28	1
98-2934	Rear Housing Assembly	68	15	1	237-123	Seal - O-Ring	38	25	1
98-2935	Regulator Assembly	68	17	1	240-5	Grommet	14	31	1
98-2936	Brush Assembly	68	19	2	2410-35	Plug - Hole	2	6	1
98-2937	Rectifier Assembly	68	16	1	2410-42	Cap - Front Bumper	1	12	2
98-2938	Nut Set - Terminal	68	18	1	2410-64	Plug - Hole	3	64	1
98-2939	Screw - Cap Hex. Hd.	30	37	4	2411-33	Joint - Ball	14	3	1
98-2940	Yoke - Double Clamp	30	34	2	2412-10	Clamp - R	22	13	2
98-2945	Hose	37	14	1	2412-34	Clamp	49	22	1
98-2945	Hose - Fuel	46	11	1	2412-34	Clamp	37	36	2
98-2946	Cover - Engine	37	56	1	2412-34	Clamp - Hose	33	6	2
98-2947	V-Belt	62	2	1	2412-34	Clamp - Hose	36	7	1
98-2948	Brace - Generator	68	6	1	2412-36	Clamp	46	8	1
98-2949	Alternator Assembly	68	*	1	2412-36	Clamp - Hose	38	3	1
98-2952	Fitting - Straight	46	9	1	2412-36	Clamp - Hose	45	7	2
98-2962	Seal Kit - Pitman Shaft	8	*	1	2412-89	Clamp - R	44	20	1
98-2967	Driveshaft Assembly Kit	31	*	2	2412-89	Clamp - R	14	29	1
98-2968	Yoke Kit	31	*	2	2412-89	Clamp - R	2	32	1
98-2969	1/2 Yoke Kit	31	*	2	2412-92	Clamp - Hose	37	10	1
98-2982	Filter-Element, Safety	46	37	1	2412-92	Clamp - Hose	46	20	2
98-2982	Element-Filter, Safety	47	*	1	2412-93	Clamp - R	52	2	1
98-9335	Decal - Warning (Europe)	33	47	1	2412-106	Clamp - R	36	11	1
99-1114	Harness - Wire Rear	2	34	1	2412-108	Clamp - Hose	46	10	1
99-1199	Pedal - Clutch	14	37	1	2412-108	Clamp - Hose	37	12	2
99-1202	Rod End	14	46	1	2412-108	Clamp - Hose	45	15	3
99-1204	Clutch Cable Assembly	14	1	1	2412-133	Clamp - R	17	3	2
99-1218	Decal - Quick Ref.	15	23	1	2412-149	Clamp - R	37	37	1
99-9357	Decal - Quick Ref. (DK)	15	23	1	2412-149	Clamp - Tube	29	24	4
99-9358	Decal - Quick Ref. (NL)	15	23	1	251-8	Bearing - Ball	41	1	2

\*Not Illustrated

# TORO PART NUMBER INDEX (Cont.)

3322-146

Part No.	Description	Pg. No.	Ref. No.	Qty.	Part No.	Description	Pg. No.	Ref. No.	Qty.
251-8	Bearing - Ball	25	4	2	322-5	Screw - Cap Hex. Hd.	33	25	4
251-82	Bearing - Ball	35	11	2	322-5	Screw - Cap Hex. Hd.	22	30	2
251-346	Bearing - Ball	41	8	2	322-5	Screw - Cap Hex. Hd.	9	36	1
253-987	Fitting - Hydraulic 90°	38	29	1	322-5	Screw - Cap Hex. Hd.	18	51	2
254-65	Cone - Bearing	23	29	2	322-7	Screw - Cap Hex. Hd.	35	9	4
254-66	Cup - Bearing	23	30	2	322-12	Screw - Cap Hex. Hd.	18	25	1
254-90	Cup - Bearing	23	23	1	323-4	Screw - Cap Hex. Hd.	26	9	2
256-155	Bushing - Flange	9	26	2	323-4	Screw - Cap Hex. Hd.	46	16	2
256-156	Bushing - Flange	14	36	2	323-4	Screw - Cap Hex. Hd.	1	22	1
256-247	Bushing - Flange	9	18	2	323-6	Screw - Cap Hex. Hd.	19	1	1
256-259	Bushing - Flange	9	9	2	323-6	Screw - Cap Hex. Hd.	26	6	8
264-91	Cone - Bearing	23	22	1	323-6	Screw - Cap Hex. Hd.	30	11	8
283-2	Pin - Clevis	9	4	1	323-6	Screw - Cap Hex. Hd.	17	12	2
283-30	Pin - Clevis	9	12	1	323-6	Screw - Cap Hex. Hd.	18	37	1
283-62	Pin - Clevis	19	6	1	323-7	Screw - Cap Hex. Hd.	38	14	4
283-62	Pin - Clevis	18	8	3	323-7	Screw - Cap Hex. Hd.	9	17	2
283-62	Pin - Clevis	38	35	3	323-7	Screw - Cap Hex. Hd.	22	23	4
283-75	Pin - Clevis	14	35	1	323-7	Screw - Cap Hex. Hd.	30	43	4
283-85	Pin - Clevis	9	14	1	323-9	Screw - Cap Hex. Hd.	44	14	1
285-17	Plug	47	1	1	323-10	Screw - Cap Hex. Hd.	38	8	1
302-5	Fitting - Grease	22	1	4	323-12	Screw - Cap Hex. Hd.	21	6	8
302-5	Fitting - Grease	37	5	1	324-5	Screw - Cap Hex. Hd.	22	28	3
302-5	Fitting - Grease	9	8	3	324-9	Screw - Cap Hex. Hd.	21	22	4
302-5	Fitting - Grease	26	26	4	324-10	Screw - Cap Hex. Hd.	21	1	4
302-5	Fitting - Grease	6	30	1	324-11	Screw - Cap Hex. Hd.	22	33	2
302-5	Fitting - Grease	30	35	4	324-12	Screw - Cap Hex. Hd.	36	3	2
302-5	Fitting - Grease	14	44	1	324-12	Screw - Cap Hex. Hd.	22	19	4
302-11	Fitting - Grease	24	5	1	324-13	Screw - Cap Hex. Hd.	21	10	2
302-11	Fitting - Grease	21	8	1	325-4	Screw - Cap Hex. Hd.	17	15	2
302-58	Fitting - Grease	31	46	16	325-13	Screw - Cap Hex. Hd.	22	15	8
321-2	Screw - Cap Hex. Hd.	2	1	7	325-13	Screw - Cap Hex. Hd.	21	27	4
321-2	Screw - Hex. Hd.	54	39	2	325-19	Screw - Cap Hex. Hd.	30	27	1
321-3	Screw - Cap Hex. Hd.	2	4	2	325-20	Screw - Cap Hex. Hd.	30	24	5
321-3	Screw - Cap Hex. Hd.	33	31	4	3211-8	Screw - Cap Hex. Hd.	18	13	2
321-3	Screw - Cap Hex. Hd.	6	33	2	3215-1	Screw - Cap Hex. Hd.	38	16	1
321-4	Screw - Cap Hex. Hd.	33	5	4	3215-2	Screw - Cap Hex. Hd.	14	12	5
321-4	Screw - Cap Hex. Hd.	44	6	1	3217-25	Nut - Hex.	2	38	2
321-4	Screw - Cap Hex. Hd.	36	8	1	3217-26	Nut - Hex.	2	37	1
321-4	Screw - Cap Hex. Hd.	15	9	8	3217-29	Nut - Jam	3	57	3
321-4	Screw - Cap Hex. Hd.	17	20	8	3218-18	Nut - Jam	18	43	1
321-4	Screw - Cap Hex. Hd.	1	24	4	3218-20	Nut - Jam	14	16	2
321-4	Screw - Cap Hex. Hd.	14	30	1	3218-21	Nut - Jam	26	21	2
321-4	Screw - Cap Hex. Hd.	2	33	1	3219-14	Nut	18	5	1
321-5	Screw - Cap Hex. Hd.	37	2	1	3219-14	Nut - Hex.	38	32	1
321-6	Screw - Cap Hex. Hd.	52	3	12	3220-1	Nut - Jam	38	37	4
321-6	Screw - Cap Hex. Hd.	22	10	2	3220-1	Nut - Jam	18	41	4
321-9	Screw - Cap Hex. Hd.	11	3	4	3220-1	Nut - Jam	37	47	2
321-9	Screw - Cap Hex. Hd.	48	5	2	3220-2	Nut - Jam	14	2	1
321-9	Screw - Cap Hex. Hd.	19	27	1	3220-3	Nut - Hex. Jam	9	24	1
321-9	Screw - Cap Hex. Hd.	9	38	1	3220-3	Nut - Jam	18	12	2
321-9	Screw - Hex. Hd.	54	46	1	3220-7	Nut - Jam	26	23	1
321-14	Screw - Cap Hex. Hd.	49	8	2	3220-11	Nut - Jam	26	25	2
321-15	Screw - Cap Hex. Hd.	48	13	1	3220-16	Nut - Hex. Jam	9	44	1
321-23	Screw - Hex. Hd.	54	43	2	3229-1	Screw - Carriage	49	19	2
322-2	Screw - Cap Hex. Hd.	11	11	1	3229-25	Nut - Lock	45	9	2
322-2	Screw - Cap Hex. Hd.	6	16	6	3230-18	Bolt - Carriage	17	2	8
322-2	Screw - Cap Hex. Hd.	46	22	2	3230-23	Bolt - Carriage	45	2	2
322-2	Screw - Cap Hex. Hd.	48	31	1	3230-23	Bolt - Carriage	44	5	4
322-2	Screw - Cap Hex. Hd.	33	42	6	3230-23	Bolt - Carriage	33	24	7
322-2	Screw - Cap Hex. Hd.	2	50	2	3231-21	Bolt - Carriage	44	1	6
322-3	Screw - Cap Hex. Hd.	54	7	4	3231-21	Bolt - Carriage	48	21	1
322-3	Screw - Cap Hex. Hd.	49	20	4	3231-21	Bolt - Carriage	17	22	4
322-3	Screw - Cap Hex. Hd.	17	26	4	3231-21	Bolt - Carriage	18	32	4
322-5	Screw - Cap Hex. Hd.	35	2	4	3231-25	Bolt - Carriage	21	21	4
322-5	Screw - Cap Hex. Hd.	15	6	8	3232-17	Bolt - Carriage	29	19	8
322-5	Screw - Cap Hex. Hd.	53	9	1	3234-1	Screw - Hex. Flange Hd.	1	13	6
322-5	Screw - Cap Hex. Hd.	52	20	4	3234-4	Screw - Hex. Flange Hd.	29	26	3
322-5	Screw - Cap Hex. Hd.	48	24	1	3234-4	Screw - Hex. Flange Hd.	45	45	4

\*Not Illustrated

# TORO PART NUMBER INDEX (Cont.)

Part No.	Description	Pg. No.	Ref. No.	Qty.	Part No.	Description	Pg. No.	Ref. No.	Qty.
3234-11	Screw - Cap Hex. Hd.	36	18	6	3256-67	Washer - Flat	45	40	3
3234-21	Screw - Hex. Hd.	54	52	2	3257-7	Key - Woodruff	35	17	1
3234-38	Screw - Cap Hex. Hd.	46	31	2	3272-6	Pin - Cotter	18	3	3
3234-38	Screw - Hex. Flange Hd.	29	17	24	3272-6	Pin - Cotter	9	7	1
3234-40	Screw - Hex. Flange Hd.	20	4	4	3272-6	Pin - Cotter	19	8	1
3245-31	Screw - Hex. Socket	33	48	1	3272-6	Pin - Cotter	38	30	3
3250-13	Screw	2	51	2	3272-7	Pin - Cotter	53	12	1
3250-13	Screw - Hex. Hd.	15	15	20	3272-10	Pin - Cotter	9	11	2
3250-13	Screw - Pan Hd.	1	27	4	3272-10	Pin - Cotter	14	33	1
3250-20	Screw - Round Hd.	33	41	4	3272-11	Pin - Cotter	22	34	2
3253-3	Washer - Lock	33	30	4	3272-12	Pin - Cotter	26	16	4
3253-4	Washer - Lock	15	5	8	3272-37	Pin - Cotter	49	18	2
3253-4	Washer - Lock	6	14	4	3274-31	Screw - Button Hd.	2	7	4
3253-4	Washer - Lock	25	16	6	3274-54	Screw - Hex. Socket Hd.	46	28	2
3253-4	Washer - Lock	37	22	6	3274-94	Screw - Socket Button Hd.	52	16	6
3253-6	Washer - Lock	26	2	10	3274-96	Screw	25	15	4
3253-6	Washer - Lock	22	29	3	3274-97	Screw - Hex. Socket Hd.	25	17	6
3253-6	Washer - Lock	31	45	10	3274-97	Screw - Socket Hex. Hd.	22	26	6
3253-15	Washer - Lock	46	5	5	3277-1	Nut - Hex.	6	5	1
3253-15	Washer - Lock	2	39	2	3290-221	Washer - Spring	18	34	1
3253-19	Washer - Lock	3	58	3	3290-221	Washer - Spring	19	36	2
3253-21	Washer - Lock	26	7	8	3290-271	Rivet - Pop	33	13	2
3253-21	Washer - Lock	30	10	8	3290-321	Screw - Hex. Flange Hd.	9	31	2
3253-21	Washer - Lock	17	13	2	3290-357	Nut - Flange	46	18	2
3253-21	Washer - Lock	22	22	4	3290-357	Nut - Flange	9	37	2
3254-1	Washer - Lock	2	36	1	3290-357	Nut - Flange Lock	44	2	6
3254-2	Washer - Lock	37	32	2	3290-357	Nut - Flange Lock	1	8	9
3255-7	Washer - ETLW	45	41	1	3290-357	Nut - Flange Lock	17	10	4
3255-9	Washer - Lock ETLW	44	3	1	3290-357	Nut - Flange Lock	21	16	4
3256-3	Washer - Flat	35	8	4	3290-357	Nut - Flange Lock	33	21	1
3256-4	Washer - Flat	38	12	1	3290-357	Nut - Flange Lock	18	33	4
3256-5	Washer - Flat	14	11	4	3290-378	Cable - Tie	46	34	1
3256-6	Washer - Flat	29	9	4	3290-378	Tie - Cable	36	2	1
3256-6	Washer - Flat	21	32	2	3290-378	Tie - Cable	54	41	6
3256-14	Washer - Flat	48	30	1	3290-378	Tie - Cable (Europe)	49	34	6
3256-14	Washer - Flat	54	37	2	3290-379	Tie - Cable	37	38	1
3256-22	Washer - Flat	11	4	5	3290-413	Washer - Belleville	36	16	12
3256-22	Washer - Flat	2	5	2	3290-455	Washer	6	12	1
3256-22	Washer - Flat	15	8	8	3290-456	Washer - Belleville	18	46	2
3256-22	Washer - Flat	45	11	1	3290-477	Washer - Curved	19	28	1
3256-22	Washer - Flat	52	11	19	3290-478	Washer - Belleville	19	17	1
3256-22	Washer - Flat	33	14	4	3290-506	Palnut	52	4	2
3256-22	Washer - Flat	48	18	3	3290-507	Pin - Dowel	18	31	1
3256-22	Washer - Flat	17	19	8	3296-2	Nut - Hex.	53	7	1
3256-22	Washer - Flat	9	39	3	3296-2	Nut - Lock	15	22	20
3256-22	Washer - Flat	14	41	2	3296-2	Nut - Lock	1	30	4
3256-23	Washer - Flat	15	4	4	3296-2	Nut - Lock	9	33	2
3256-23	Washer - Flat	53	5	2	3296-2	Nut - Lock	2	45	2
3256-23	Washer - Flat	19	21	1	3296-3	Nut - Lock	37	9	3
3256-23	Washer - Flat	52	21	4	3296-4	Nut - Lock	14	5	1
3256-23	Washer - Flat	17	25	4	3296-5	Nut - Flange Lock	33	28	1
3256-23	Washer - Flat	48	26	2	3296-6	Nut - Lock	9	20	2
3256-23	Washer - Flat	18	50	2	3296-15	Nut - Lock	35	16	1
3256-23	Washer - Lock	14	38	4	3296-23	Nut - Hex.	22	16	8
3256-24	Washer - Flat	26	10	2	3296-23	Nut - Lock	29	10	4
3256-24	Washer - Flat	44	15	2	3296-23	Nut - Lock	21	14	4
3256-24	Washer - Flat	52	18	6	3296-23	Nut - Lock	17	16	2
3256-25	Washer	37	30	6	3296-23	Nut - Lock	9	22	1
3256-25	Washer - Flat	36	4	2	3296-27	Rivet - Plastic	44	11	4
3256-25	Washer - Flat	53	10	1	3296-29	Nut - Flange Lock	33	23	8
3256-26	Washer - Flat	9	21	1	3296-29	Nut - Lock	35	6	6
3256-27	Washer - Flat	29	6	4	3296-29	Nut - Lock	53	8	1
3256-27	Washer - Flat	21	31	2	3296-29	Nut - Lock	14	19	1
3256-28	Washer - Flat	35	15	1	3296-29	Nut - Lock	52	19	4
3256-29	Nut - Lock	37	57	1	3296-29	Nut - Lock	48	27	1
3256-45	Washer - Flat	33	27	1	3296-29	Nut - Lock	45	28	2
3256-61	Washer - Flat	16	25	14	3296-29	Nut - Lock	9	30	1
3256-61	Washer - Flat	1	29	4	3296-39	Nut - Flange Lock	44	18	1

\*Not Illustrated

# TORO PART NUMBER INDEX (Cont.)

3322-146

Part No.	Description	Pg. No.	Ref. No.	Qty.	Part No.	Description	Pg. No.	Ref. No.	Qty.
3296-39	Nut - Flange Lock	38	20	4	32128-33	Nut - Flange Lock	48	6	1
3296-39	Nut - Lock	52	1	6	32128-33	Nut - Flange Lock	29	27	4
3296-39	Nut - Lock	29	13	6	32128-33	Nut - Flange Lock	14	28	1
3296-39	Nut - Lock	36	15	6	32128-33	Nut - Lock	1	25	4
3296-39	Nut - Lock	48	23	1	32128-36	Nut - Lock	30	38	4
3296-39	Nut - Lock	21	28	8	32128-44	Nut - Flange Lock	17	9	2
3296-39	Nut - Lock	19	33	1	32128-53	Nut - Flange Lock	30	26	2
3296-39	Nut - Lock	30	42	4	32128-53	Nut - Flange Lock	26	36	2
3296-39	Nut - Lock	18	45	1	32136-2	Nut - Hex. Slotted	22	5	2
3296-42	Nut - Lock	19	12	1	32136-3	Nut - Hex. Slotted	26	17	4
3296-42	Nut - Lock	52	13	12	32141-86	Screw - Leveler	33	18	1
3296-42	Nut - Lock	33	15	4	32144-4	Screw - Hex. Washer Hd.	18	9	2
3296-42	Nut - Lock	45	17	2	32144-18	Screw - Cap Hex. Hd.	2	22	2
3296-42	Nut - Lock	48	19	2	32144-52	Screw - Hex. Hd.	15	12	6
3296-42	Nut - Lock	11	20	4	32144-93	Screw - Self Tapping	52	6	2
3296-42	Nut - Lock	46	26	2	32144-116	Screw - Pan Head	6	8	8
3296-42	Nut - Lock	22	31	2	32148-6	Insert - Threaded	2	2	2
3296-42	Nut - Lock	6	32	2	32148-7	Nut - Clinch	1	18	8
3296-42	Nut - Lock	9	41	1	32148-7	Nut - Clinch	18	19	2
3296-48	Nut - Lock	22	6	6	32148-9	Insert - Threaded	29	1	8
3296-48	Nut - Lock	21	11	10	32148-15	Insert - Threaded	18	4	1
3296-48	Nut - Lock	36	20	2	32148-15	Nut - Clinch	38	31	1
3296-56	Nut - Lock	37	50	2	32151-41	Ring - Retaining	34	1	1
3296-58	Nut - Lock	18	11	1	32151-56	Ring - Retaining	9	16	1
3296-59	Nut - Lock	6	13	1	32151-104	Ring - Retaining	22	2	4
3296-76	Nut - Lock	29	30	8	32152-10	Nut	50	12	1
32104-88	Screw	1	4	6	33014-00	Nut	37	27	4
32105-5	Screw	54	11	1	33014-00	Nut - Lock	37	33	2
32105-8	Screw	54	38	2	33093-00	Washer - Lock	37	52	2
32120-47	Ring - E	9	13	1	33113-045	Screw - Cap Hex. Hd.	37	51	2
32120-47	Ring - E	14	32	2	33114-016	Screw - Cap Hex. Hd.	37	23	6
32120-47	Ring - Retaining	19	10	3	33114-020	Screw - Cap Hex. Hd.	14	6	8
32121-7	Pin - Roll	14	22	1	33114-020	Screw - Cap Hex. Hd.	38	24	7
32121-15	Pin - Roll	23	28	1	33114-025	Screw - Cap Hex. Hd.	14	27	3
32121-24	Pin - Roll	14	24	2	33114-040	Screw - Cap Hex. Hd.	14	21	9
32121-48	Pin - Roll	18	23	1	340-2	Fitting - Straight	49	10	1
32122-24	Screw - Round Hd.	46	6	5	340-3	Fitting - Hydraulic Straight	49	26	1
32128-20	Nut - Flange	11	17	1	340-12	Fitting - Hydraulic Straight	54	50	2
32128-20	Nut - Flange	6	27	6	340-77	Fitting - 90°	49	10	1
32128-20	Nut - Flange	2	48	2	340-77	Fitting - Hydraulic 90°	49	6	1
32128-20	Nut - Flange Head	49	11	4	340-77	Fitting - Hydraulic 90°	54	8	2
32128-20	Nut - Flange Lock	44	16	2	340-86	Fitting - Hydraulic Tee	54	1	1
32128-20	Nut - Flange Lock	17	21	12	340-86	Fitting - Hydraulic Tee	48	15	1
32128-20	Nut - Flange Lock	46	25	2	340-87	Fitting - Hydraulic 45°	54	12	1
32128-20	Nut - Flange Lock	9	29	2	340-88	Fitting - Hydraulic Straight	54	32	1
32128-20	Nut - Lock	54	9	4	340-92	Fitting - Hydraulic Straight	49	29	1
32128-20	Nut - Lock	22	12	2	340-94	Fitting - Hydraulic Tee	48	10	1
32128-20	Nut - Lock	48	33	1	340-94	Fitting - Hydraulic Tee	54	47	1
32128-20	Nut - Lock	33	40	6	340-97	Fitting - Hydraulic 90°	54	34	1
32128-21	Nut - Lock	38	11	1	340-132	Fitting - Hydraulic 90°	49	14	4
32128-23	Nut - Flange	46	17	2	340-140	Fitting - Hydraulic Tee	49	28	1
32128-23	Nut - Flange Lock	20	5	4	340-151	Fitting - Hydraulic Tee	49	30	1
32128-23	Nut - Flange Lock	29	21	24	353-707	Fitting - 90° Barb	45	16	1
32128-33	Nut - Flange	36	14	1	353-781	Fitting - Fuel 90°	46	14	1
32128-33	Nut - Flange	2	44	11	353-783	Fitting - Straight	45	22	1
32128-33	Nut - Flange Head	49	12	2	354-134	Fitting - Hydraulic 90°	45	6	2
32128-33	Nut - Flange Lock	54	2	5	354-135	Fitting - Hydraulic 90°	38	5	1
32128-33	Nut - Flange Lock	45	3	1	354-136	Fitting - Hydraulic Straight	49	23	1
32128-33	Nut - Flange Lock	44	4	1					

\*Not Illustrated

## PRODUCT CHANGES

In an effort to make improvements available to TORO owners as quickly as possible, minor changes are incorporated into Toro's products from time to time that do not become immediately shown in the Parts Catalog. If such a change has been made in your unit, which is not reflected in your manual, see your TORO Distributor or his Authorized TORO Service Dealer for information and part numbers.

## IDENTIFICATION AND ORDERING

### MODEL AND SERIAL NUMBERS

The Workman 4300D has two identification numbers; a model number and a serial number. The two numbers are stamped on a plate which is located on the main frame. In any correspondence concerning the Workman 4300D, supply model and serial numbers to assure that correct information and replacement parts are obtained.

To order replacement parts from an Authorized TORO Service Dealer, supply the following information:

1. Model and serial number of the Workman 4300D.
2. Part number, description, and the quantity of part(s) desired.

**NOTE:** Do not order by reference number if a parts catalog is being used; use the PART NUMBER.

# TABLE OF CONTENTS

Description	Page	Description	Page
Front Bumper & Hood Assembly	1	Engine Installation Assembly	37
Control Panel Assembly	2-3	Transaxle Installation Assembly	38
Electrical Schematic (Model 07215)	4	Transaxle Case Assembly	39
Electrical Schematic (Model 07215TC)	5	Countershaft Assembly	40
Steering Linkage Assembly	6	Transaxle Gear Shafts Assembly	41
Steering Gear Assembly No. 87-1500	7-8	Shift Fork Assembly	42
Brake & Accelerator Pedal Assembly	9	Differential Gear Assembly	43
Master Brake Cylinder No. 94-3800	10	Battery Mount Assembly	44
Hydraulic Brake Line Routing Assembly	11	Fuel Filter, Pump & Relay Mounting	45
Hydraulic Schematic (Model 07215)	12	Fuel Tank & Air Cleaner Assembly	46
Hydraulic Schematic (Model 07215TC)	13	Air Cleaner Assembly No. 95-5805	47
Clutch Linkage Assembly	14	Lift Valve Linkage Assembly	48
Seat Base Assembly	15-16	Lift Valve & Cylinder Assembly	49
Seat Back Assembly	17	Lift Cylinder No. 94-5203	50
Hi-Lo Shift Levers Assemblies	18	Control Valve Assembly No. 43-1950	51
Differential Lock & Parking Brake Assemblies	19	Rear Fender & Tail Light Assembly	52
R.O.P.S. Assembly	20	Remote Hydraulics Control Lever & Linkage (Model 07215TC)	53
Front Suspension Assembly	21	Remote Hydraulics Plumbing Assembly (Model 07215TC)	54-55
Front Suspension Control Arm Assembly	22	Control Valve Assembly No. 43-1710	56
Front Differential Assembly No. 93-7054	23	Camshaft Assembly	57
Differential Driveshaft Assembly No. 93-7116	24	Valves & Crankshaft Assembly	58-59
Bidirectional Clutch Assembly	25	Cylinder Head Assembly	60
Front Wheel Assembly	26	Crankcase Assembly	61
Front Brake Assembly	27	Water Pump Assembly	62
Constant Velocity (CV) Joint Assembly No. 93-7078	28	Fuel Supply & Engine Block Assembly	63
Rear Frame Assembly	29	Fuel Injection Pump Assembly	64-65
Rear Axle Assembly	30-31	Governor Assembly	66
Rear Brake Assembly	32	Starter Assembly	67
Radiator & Hydraulic Pump Assembly	33	Alternator Assembly	68
Hydraulic Pump Assembly No. 87-5700	34	TORO Part Number Index	69-81
Hydraulic Pump Drive Assembly	35		
Engine Frame Assembly	36		

Japanese parts kit number 93-8951 contains all of the individual parts on the preceding pages designated as (Japan).



