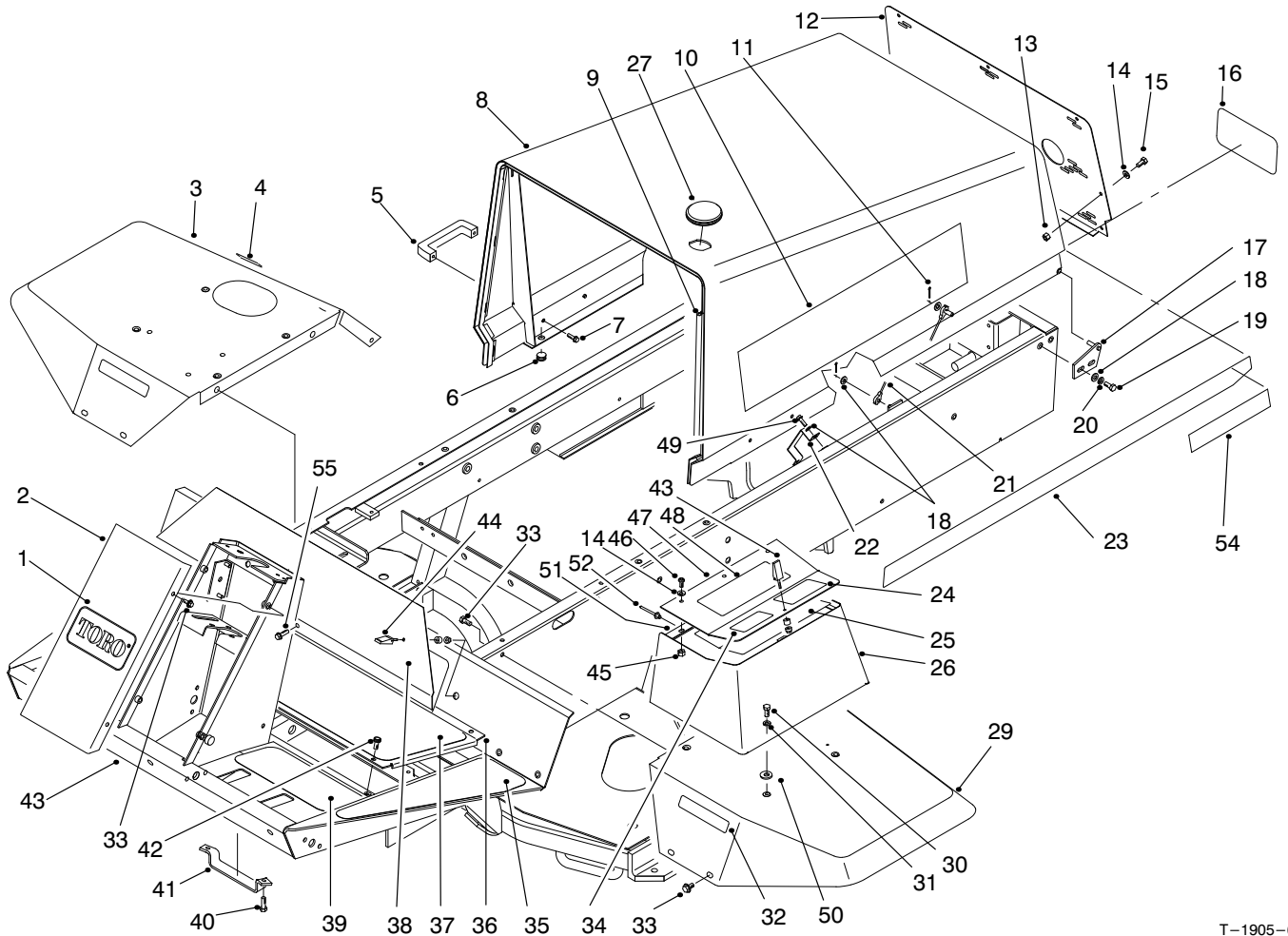


**TORO**<sup>®</sup>

MODEL NO. 03541-90001 &amp; UP

**PARTS  
CATALOG****REELMASTER<sup>®</sup> 5200D 4WD  
TRACTION UNIT**

T-1905-6

**FRAME & BODY ASM**

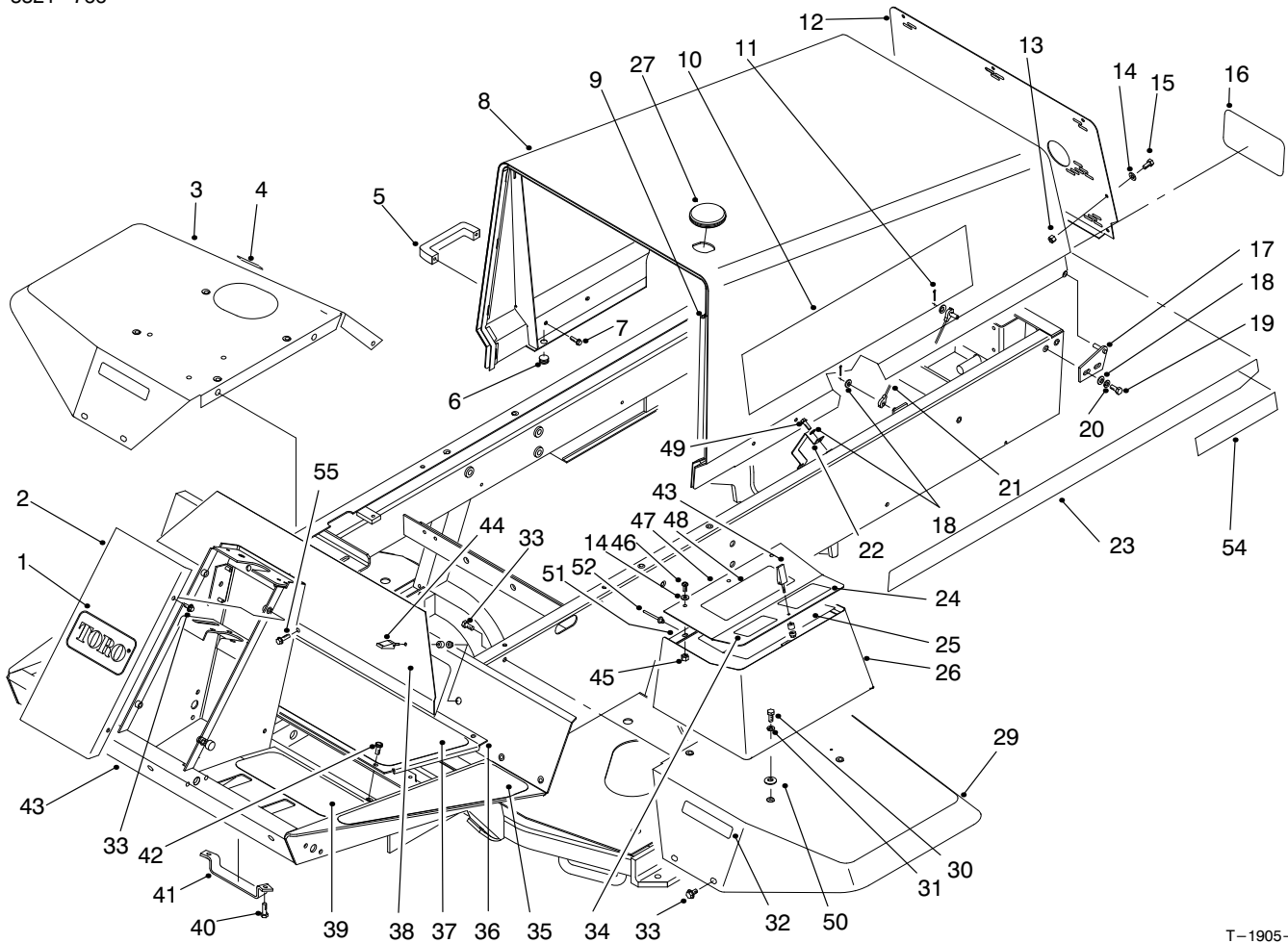
Ref. No.	Part No.	Description	No. Used
1	62-5550	Decal-TORO	1
2	75-1420	Cover-Steering Tower	1
3	93-7579	Fender-RH	1
4	93-6686	Decal-Hyd. Oil	1
5	65-5100	Handle	2
6	237-141	Bumper	2
7	46-8091	Screw-HH	4
8	98-9319	Hood	1
9	93-0081	Strip-Seal	1
10	98-4521	Decal-Reelmaster <sup>®</sup> 5200D	2
11	3272-4	Pin-Cotter	2
12	98-4573	Screen-Hood	1
13	3296-42	Nut-Lock	7
14	3256-1	Washer-Flat	10
15	321-39	Screw-HH	7
16	62-7400	Decal-TORO	1
17	63-6900	Hinge-Hood LH	1

Ref. No.	Part No.	Description	No. Used
*	63-6890	Hinge-Hood RH	1
18	3256-23	Washer-Flat	6
19	322-5	Screw-HH	4
20	3253-4	Washer-Lock	4
21	75-0570	Cable-Hood	1
22	98-4572	Bracket-Hose	1
23	92-5751	Decal-Hood Trim LH	1
*	92-5752	Decal-Hood Trim RH	1
24	93-6698	Decal-Warning	1
25	98-9340	Decal-Service	1
26	75-5810	Tool Box	1
27	98-9314	Plug-Hood	1
29	75-3860	Fender-LH	1
30	322-3	Screw-HH	4
31	3256-3	Washer-Flat	4
32	93-6689	Decal-No Riders	2
33	3234-14	Screw-HWH	14

\* Not Illustrated

© The TORO Company - 1998  
All Rights Reserved

TPS



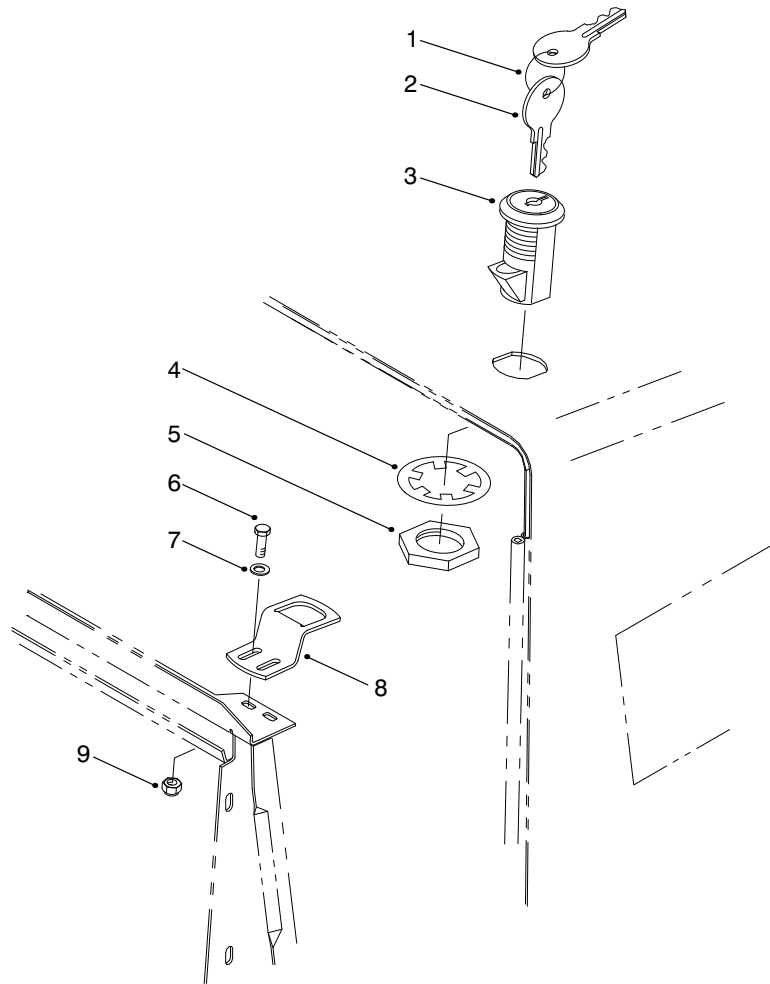
T-1905-6

## FRAME & BODY ASM (Continued)

Ref. No.	Part No.	Description	No. Used
34	3234-5	Screw-HHF	1
35	75-0650	Tread-Footrest LH	1
*	75-0640	Tread-Footrest RH	1
36	75-1410	Panel-Floor	1
37	75-0630	Tread-Foot Center	1
38	75-1390	Panel-Access	1
39	75-0620	Tread-Foot LH	1
*	75-0610	Tread-Foot RH	1
40	322-4	Screw-HH	2
41	93-3626	Bracket-Hose	1
42	75-6840	Knob-Knurled	4
42	3234-7	Screw-HHF (Europe)	1

Ref. No.	Part No.	Description	No. Used
43	98-4549	Asm- Frame	1
44	74-5950	Asm-Swell Latch	3
45	32128-33	Nut-Flange Head	3
46	3258-166	Screw-PPH	3
47	75-6260	Cover-Tool Box	1
48	93-8051	Decal-Warning	1
50	66-2920	Washer-Nylon	4
49	32144-14	Screw-HWH	2
51	75-5780	Hinge-Cover	1
52	93-8744	Rivet	3
54	72-3560	Decal-4WD	2
55	3234-5	Screw-HFH	1

\*Not Illustrated



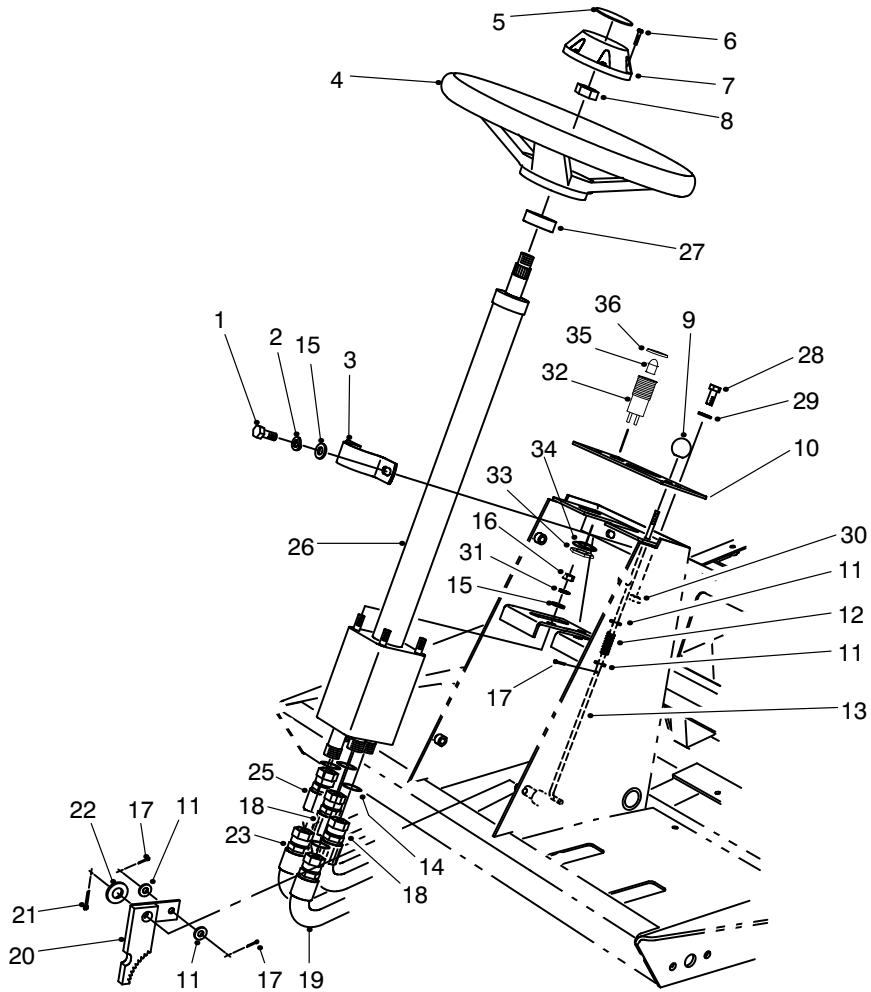
T-3095

## HOOD SWITCH & LOCK ASM

Ref. No.	Part No.	Description	No. Used
1	98-9321	Ring-key	1
2	99-8350	Key-Switch	1
3	98-9315	Switch-Lock, Hood (Incl. Ref. #4 & 5)	1
4		Washer-Switch	1

Ref. No.	Part No.	Description	No. Used
5		Nut-Switch	1
6	321-4	Screw-HH	2
7	3256-1	Washer-Flat	2
8	98-9316	Bracket-Latch, Hood	1
9	3296-16	Nut-Lock	2

\*Not Illustrated



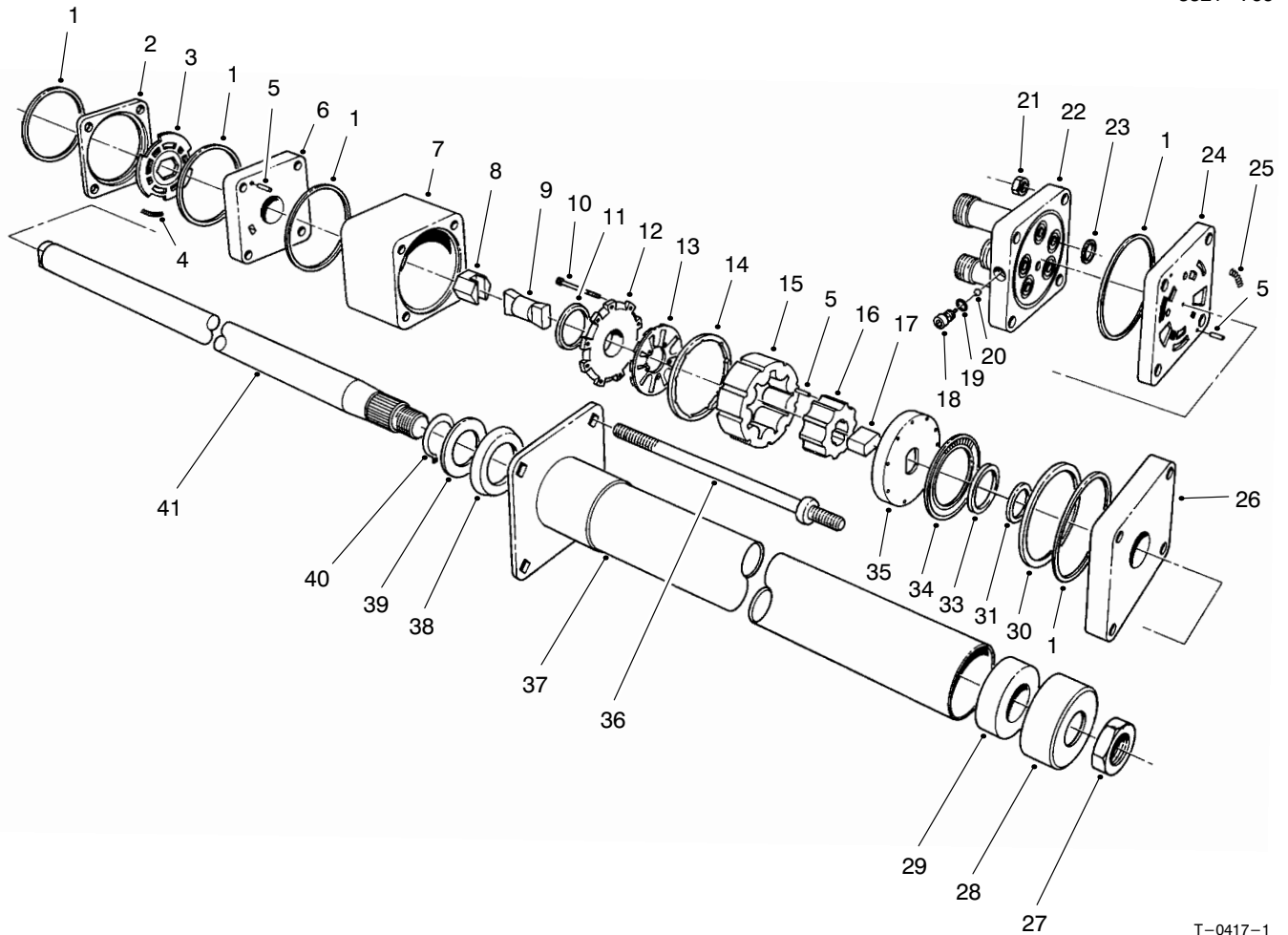
T-1044-2

## STEERING TOWER ASM

Ref. No.	Part No.	Description	No. Used
1	32144-26	Screw-TAP	2
2	3253-4	Washer-Lock	2
3	75-2810	Clamp-Steering Valve	1
4	75-0560	Asm-Steering Wheel (Incl. Ref. #6-8)	1
5	68-5370	Decal-TORO	1
6	32144-21	Screw	1
7	68-5140	Cap-Steering Wheel	1
8	3220-6	Nut-Steering Wheel	1
9	233-17	Knob-Parking Brake	1
10	93-6682	Panel-Tower	1
11	3256-22	Washer-Flat	4
12	95-1821	Spring-Compression	1
13	75-1490	Rod-Parking Brake	1
14	237-22	O-Ring	5
15	3255-8	Washer-Lock ETLW	1
16	3296-20	Nut-Lock	4
17	3272-5	Pin-Cotter	3
18	75-6230	Hose-Hydraulic RT	2
19	75-6240	Hose-Hydraulic IN	1

Ref. No.	Part No.	Description	No. Used
20	63-7900	Rack-Parking Brake	1
21	3272-10	Pin-Cotter	1
22	3256-26	Washer-Flat	1
23	75-5940	Hose-Hydraulic AUX	1
25	75-6250	Hose-Hydraulic OUT	1
26	75-0600	Asm-Steering Valve (Incl. Ref. #14)	1
27	21-9260	Seal-Shaft	1
28	3258-166	Screw-PPH	2
29	3256-1	Washer-Flat	2
30	3296-42	Nut-Lock	2
31	3256-23	Washer-Flat	6
32	44-2210	Asm-Lights, Warning (Incl. Ref. #33-36)	1
33	218-535	Nut-Lock	1
34	218-536	Washer-Lock	1
35	93-7480	Bulb-LED	1
36	218-533	Lens-Red	1
*	3290-378	Tie-Cable	3
*	3290-410	Tie-Cable, Push On	4

\*Not Illustrated

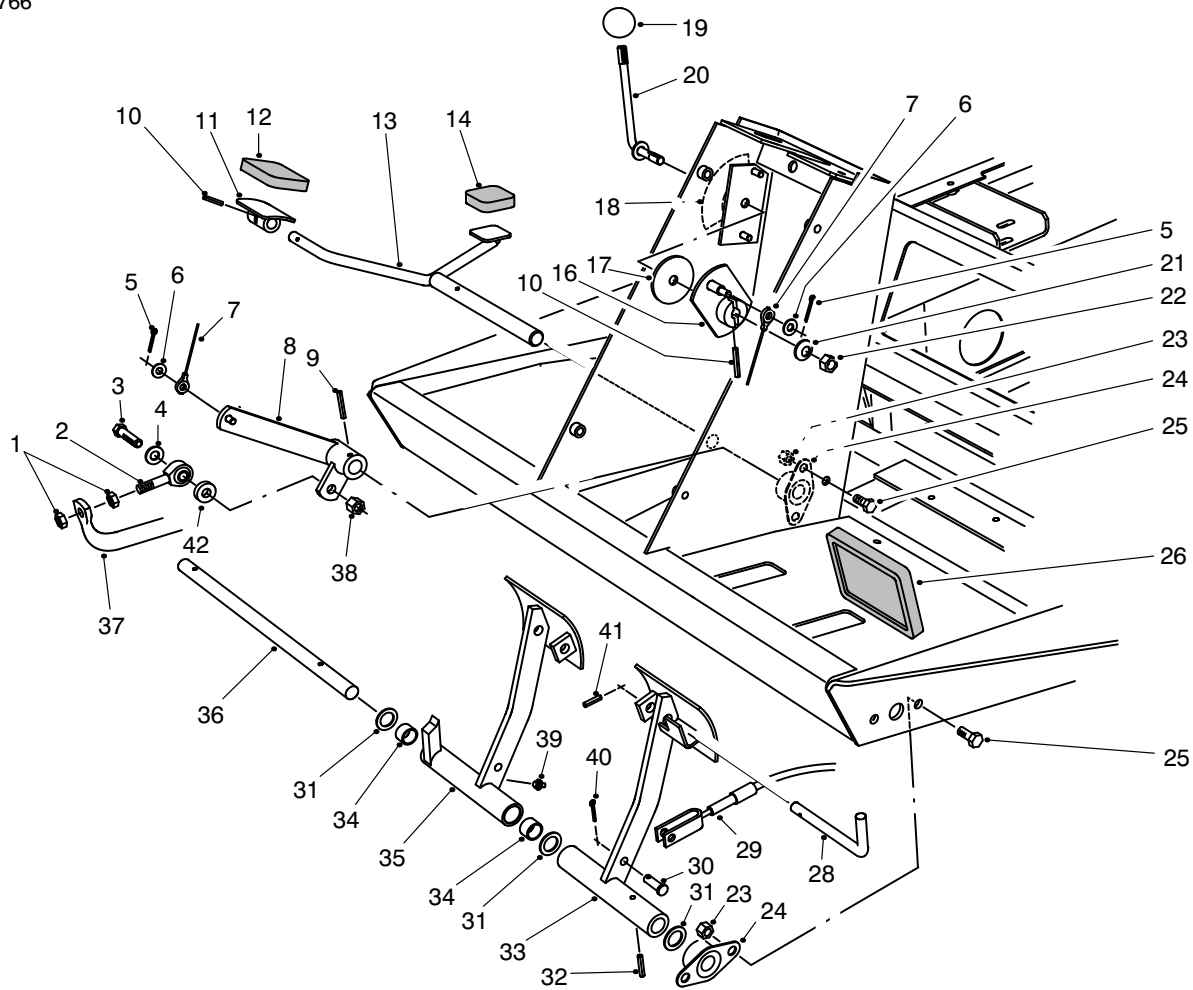


T-0417-1

## STEERING VALVE ASM No. 75-0600

Ref. No.	Part No.	Description	No. Used	Ref. No.	Part No.	Description	No. Used
1		Ring-Seal	5	26		Plate-Cover, Upper	1
2		Ring-Valve	1	27	3220-6	Nut	1
3		Plate-Valve	1	28	66-9770	Seal	1
4		Spring	3	29	66-9780	Bushing	1
5		Pin-Alignment	9	30		Spacer-Bearing, Thrust	1
6		Manifold-Isolation	1	31		Spacer-Seal	1
7		Ring-Metering	1	33		Seal-Face	1
8		Asm-Hex Drive	1	34		Bearing-Thrust	1
9		Link-Drive	1	35		Plate-Drive	1
10		Screw-HSH	11	36	93-3609	Bolt-Special	4
11		Seal-Commutator	1	37	66-9860	Upper Cover & Jacket	1
12		Cover-Commutator	1	38	66-9870	Plate-Retaining	1
13		Commutator	1	39	66-9880	Washer-Retaining Plate	1
14		Ring-Commutator	1	40	66-9890	Ring-Retaining	1
15		Stator	1	41	66-9900	Shaft-Input	1
16		Rotor	1	*	66-9970	Kit-Spring (Incl. Ref. #4 & 25)	1
17		Spacer-Drive Link	1	*	66-9980	Kit-Seal (Incl. Ref. #1, 11, 19, 23 & 33)	1
18		Plug	1	*	66-9990	Kit-Needle Roller (Incl. Ref. #5)	1
19		O-Ring	1	*	75-1340	Valve-Power Steering (Incl. Ref. #1-26 & 30-36)	1
20		Ball	1				
21		Nut-Hex	4				
22		Cover-Port	1				
23		O-Ring	5				
24		Manifold-Port	1				
25		Spring	3				

\*Not Illustrated



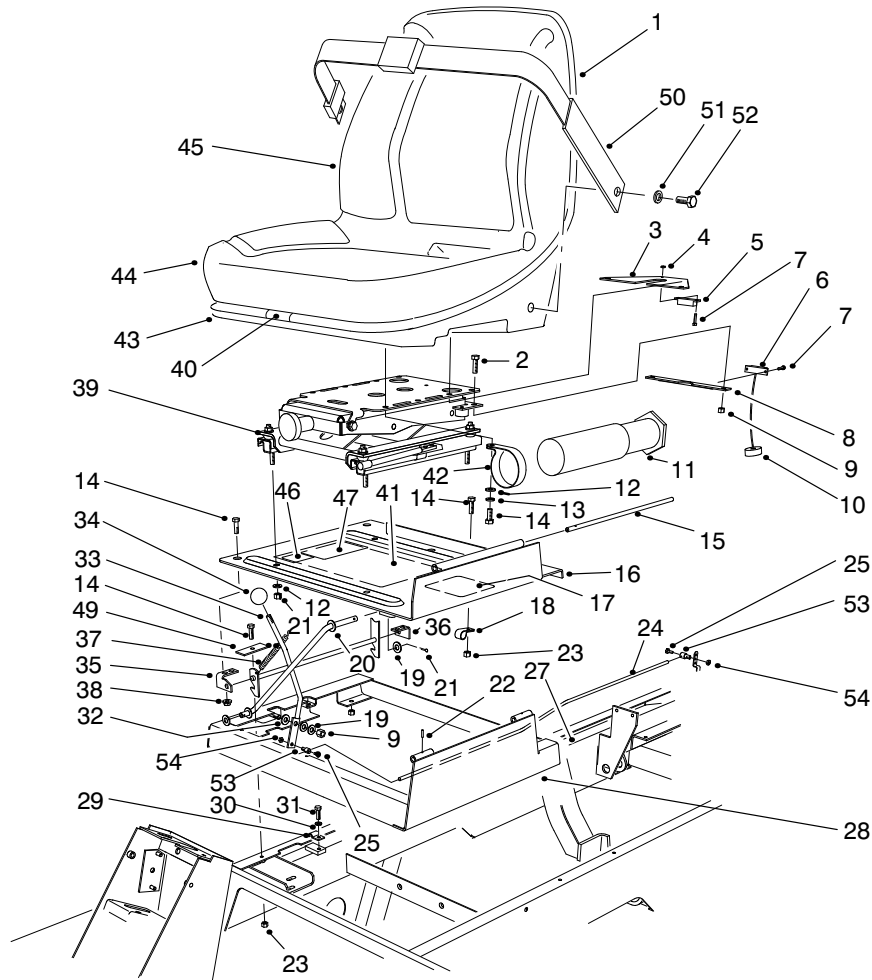
T-1045-1

## TRACTION & BRAKE PEDALS ASM

Ref. No.	Part No.	Description	No. Used
1	3220-3	Nut-Jam	2
2	2411-36	Bearing-Rod End	1
3	323-9	Screw-HH	1
4	3256-24	Washer-Flat	1
5	3272-2	Pin-Cotter	2
6	3256-22	Washer-Flat	2
7	75-6580	Cable-Pedal	1
8	75-3270	Lever-Traction Pivot	1
9	32121-6	Pin-Roll	1
10	32121-45	Pin-Roll	2
11	49-6440	Plate-Traction Pedal	1
12	74-9100	Pad-Forward	1
13	75-2970	Pedal-Traction	1
14	74-9110	Pad-Reverse	1
16	75-6510	Lever-Bracket	1
17	75-6550	Disc-Friction	1
18	93-6699	Decal-Fast/Slow	1
19	233-42	Knob	1
20	75-6490	Lever-Pedal Stop	1
21	3290-461	Washer-Belleville	1
22	3296-59	Nut-Lock	1

Ref. No.	Part No.	Description	No. Used
23	3296-29	Nut-Lock	8
24	256-236	Bearing-Flange	4
25	322-3	Screw-HH	8
26	93-8742	Pad-Brake	2
28	63-7880	Pin-Brake Latch	1
29	63-7733	Cable-Brake LH	1
*	63-7732	Cable-Brake RH	1
30	283-58	Pin-Clevis	4
31	3256-69	Washer-Thrust	3
32	32121-16	Pin-Roll	1
33	75-1440	Pedal-Brake LH	1
34	256-42	Bushing-Sleeve	2
35	75-1430	Asm-Brake Pedal RH (Incl. Ref. #34 & 39)	1
36	75-1470	Shaft-Brake Pedal	1
37	75-2170	Tube-Pump Control	1
38	3296-39	Nut-Lock	1
39	302-5	Fitting-Grease	1
40	3272-10	Pin-Cotter	4
41	32121-50	Pin-Roll	1
42	5-0652	Spacer	1

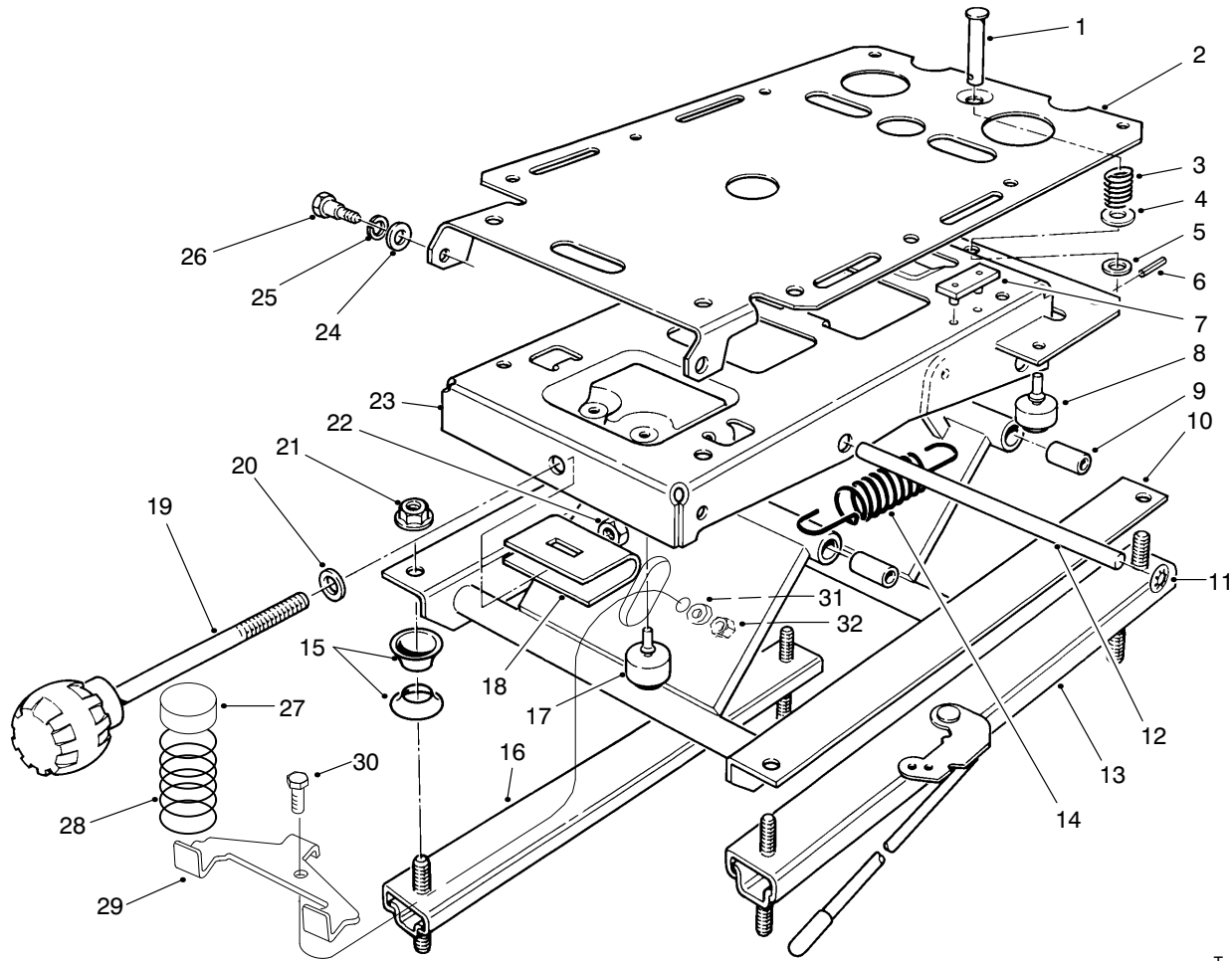
\*Not Illustrated



T-1906-4

## SEAT & THROTTLE ASM

Ref. No.	Part No.	Description	No. Used	Ref. No.	Part No.	Description	No. Used
1	351-78	Edging	1	29	3-6657	Clamp-Cable	1
2	323-4	Screw-HH	2	30	3253-3	Washer-Lock	1
3	75-4370	Bracket-Switch (Seat)	1	31	321-4	Screw-HH	1
4	3296-54	Nut-Lock	4	32	66-2920	Washer-Friction	2
5	92-8753	Magnet-Reed Switch	1	33	75-3430	Rod-Throttle	1
6	92-8001	Sensor-Reed Switch	1	34	233-42	Knob-Throttle	1
7	3250-29	Screw-HH	4	35	98-2354	Latch-Seat	1
8	75-4360	Bracket-Switch	1	36	98-2353	Bracket-Seat Latch	2
9	3296-39	Nut-Lock	3	37	66-4190	Spring	1
10	93-0140	Grommet	1	38	32128-25	Nut-Flange	4
11	74-0720	Tube-Manual	1	39	75-3000	Asm-Seat Suspension	1
12	3256-23	Washer-Flat	8	40	351-80	Clip	1
13	3253-4	Washer-Lock	4	41	98-9341	Decal-Clip (English)	1
14	322-3	Screw-HH	13	41	98-9342	Decal-Clip (Metric)	1
15	75-3400	Shaft-Seat Pivot	1	42	2412-133	Clamp-R	2
16	98-2350	Asm-Seat Plate (Incl. Ref. #10)	1	43	92-6534	Shell-Seat	1
17	93-8060	Decal-Danger	1	44	92-6533	Kit-Cushion, Replacement	1
18	2412-93	Clamp-R	1	45	92-1180	Asm-Seat (Incl. Ref. #1, 2 of #9, 43 & 44)	1
19	3256-24	Washer-Flat	3	46	63-9920	Decal-EEC 105	1
20	75-3680	Rod-Seat	1	47	92-5524	Decal-Noise Rating, 90	1
21	3272-10	Pin-Cotter	2	49	98-9302	Plate-Idler Stop	1
22	32121-38	Pin-Roll	1	50	21-4191	Asm-Belt, Seat	1
23	3296-29	Nut-Lock	10	51	3253-6	Washer-Lock	2
24	98-9303	Cable-Throttle	1	52	3212-4	Bolt	2
25	25-8640	Screw-HH	2	53	98-9311	Swivel-Cable, Throttle	1
26	93-0021	Asm-Throttle Cable Swivel	1	54	3296-20	Nut-Lock	1
27	3296-3	Nut-Lock	1				
28	98-2352	Frame-Seat	1				

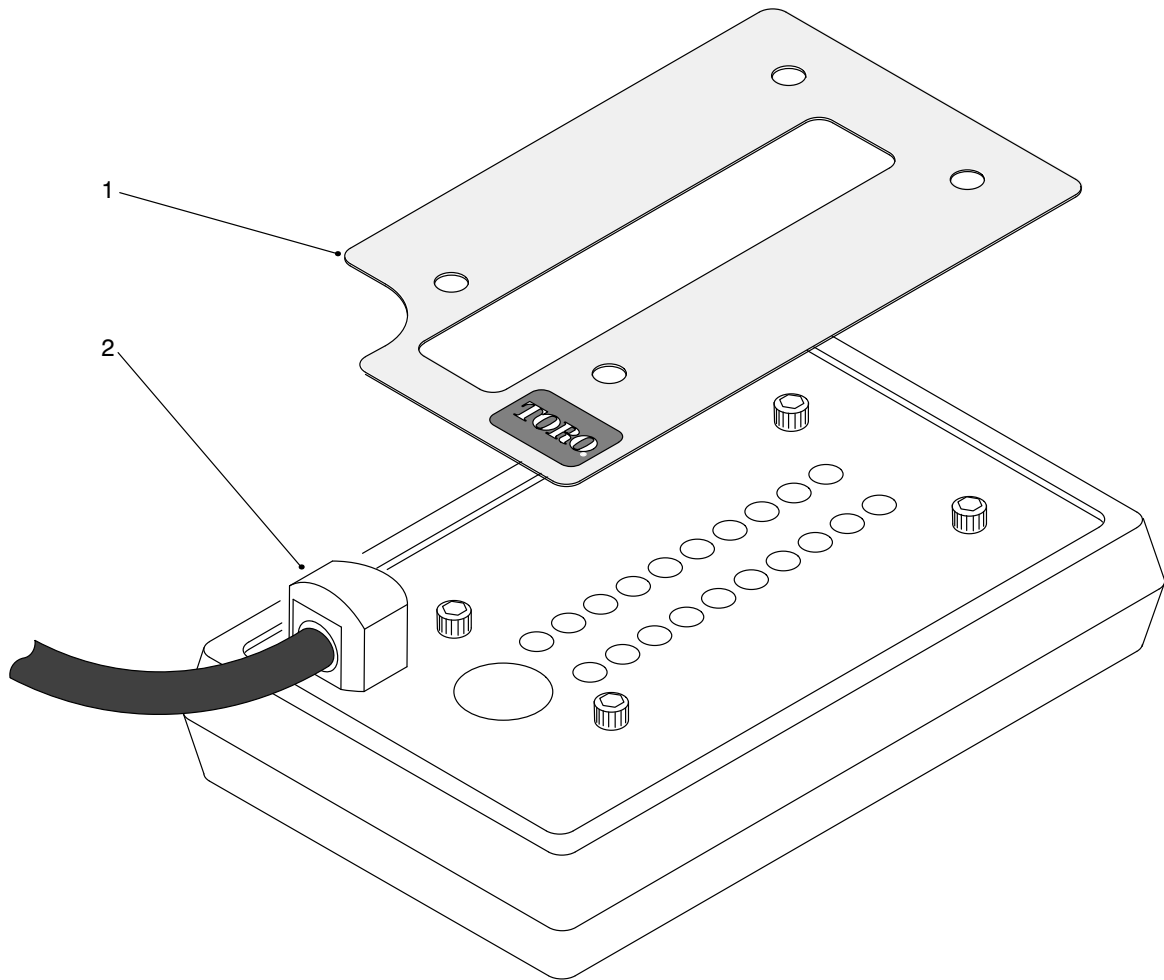


T-1031-1

## SEAT SUSPENSION ASM

Ref. No.	Part No.	Description	No. Used
1	80-4860	Pin-Clevis	1
2	75-3580	Plate-Mounting, Seat	1
3	75-3530	Spring-Compression	1
4	3256-5	Washer-Flat	1
5	3256-24	Washer-Flat	1
6	75-3540	Pin-Roll	1
7	75-3550	Bumper-Seat	2
8	76-2940	Bumper-Rubber	2
9	76-1920	Bushing-Sleeve	4
10	66-8610	Weldment-Lower	1
11	66-8560	Nut-Push	4
12	76-1910	Shaft-Pivot	2
13	82-9060	Adjuster W/Handle	1
14	76-1940	Spring-Extension	2
15	66-9290	Spacer	6
16	66-8530	Adjuster	1

Ref. No.	Part No.	Description	No. Used
17	66-8520	Bumper-Down-stop	2
18	77-2870	Weldment-Hanger	1
19	76-1930	Knob-Tension Adjustment	1
20	3256-46	Washer-Flat	1
21	32128-26	Nut-Flange	4
22	3296-44	Nut-Lock	1
23	75-3480	Weldment-Upper	1
24	3256-26	Washer-Flat	2
25	3253-6	Washer-Lock	2
26	75-3510	Bolt-Shoulder	2
27	93-3164	Cap	2
28	93-3163	Spring	2
29	93-3165	Bracket	1
30	322-6	Screw-HH	1
31	3253-33	Washer-Lock	1
32	3217-6	Nut-Hex	1



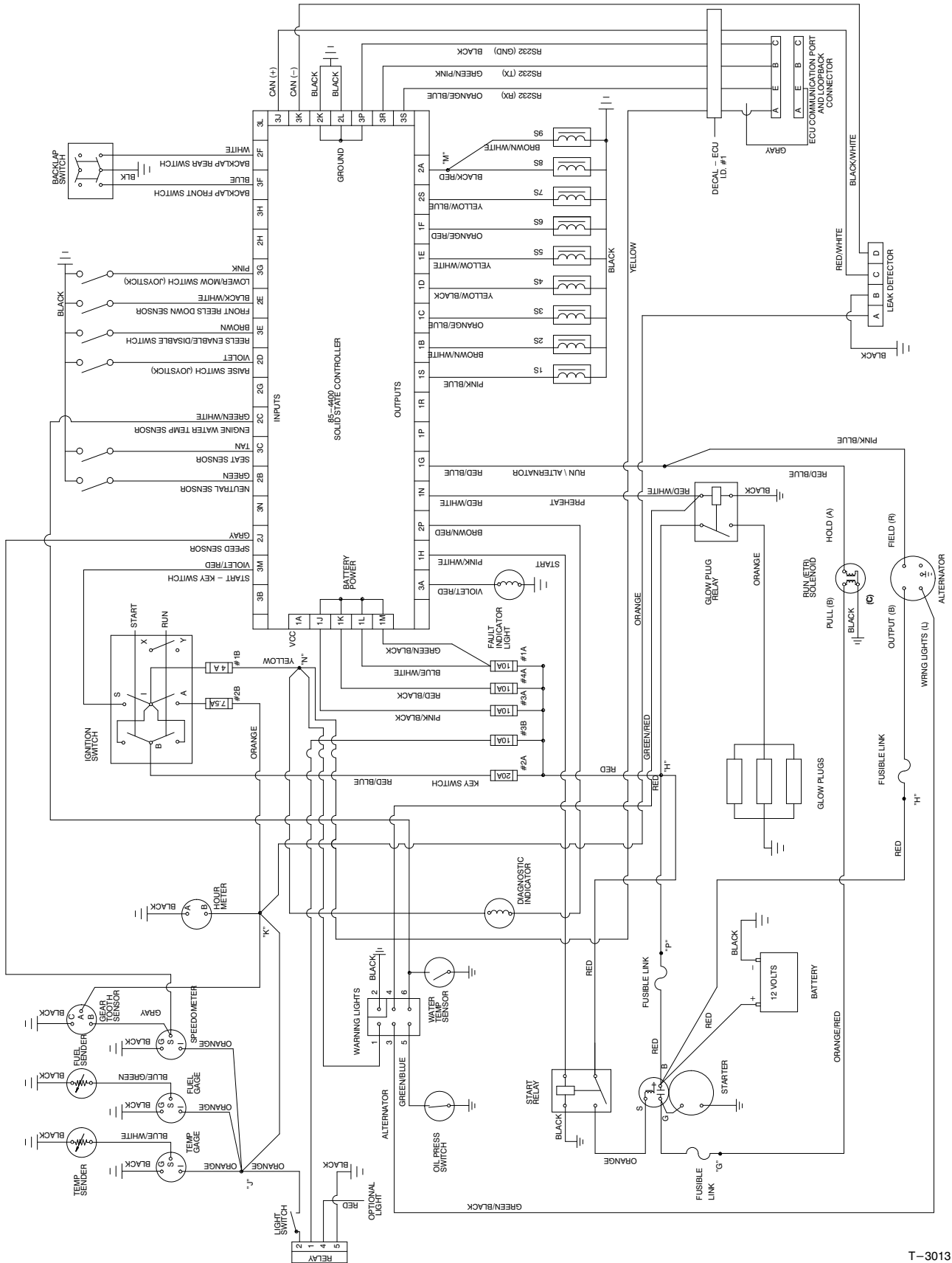
T-1458-1

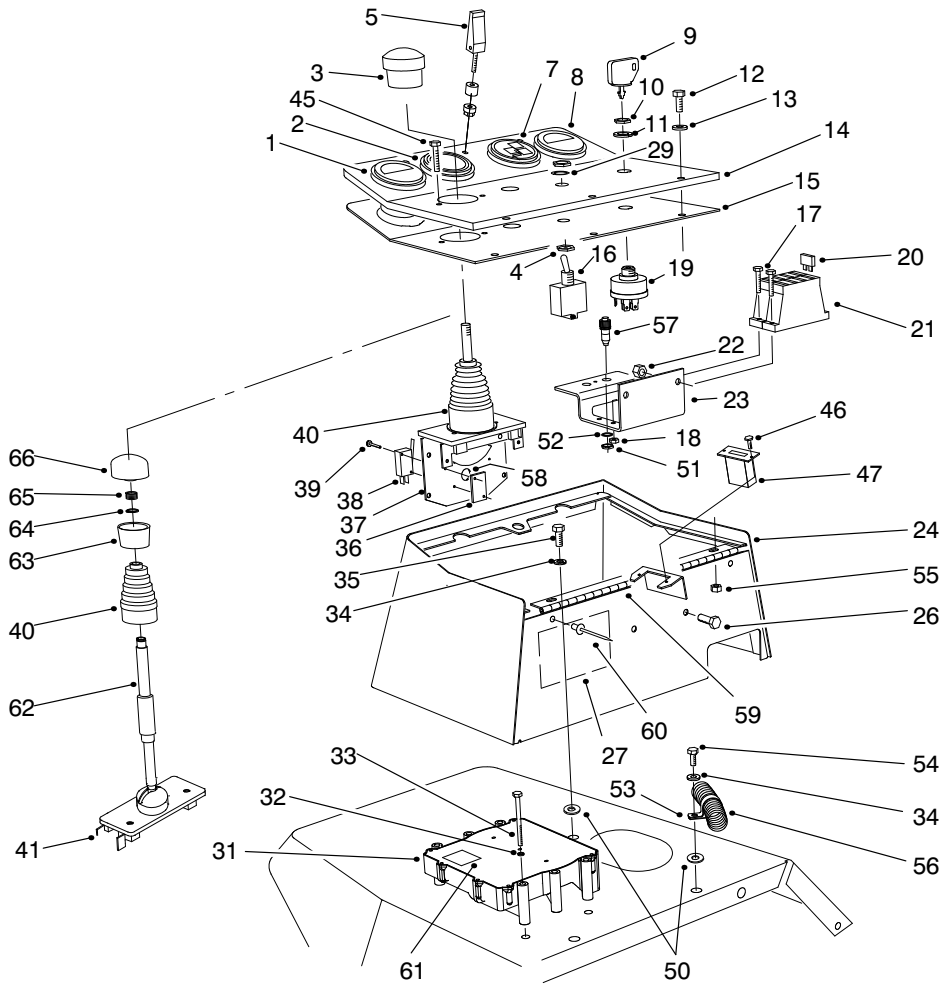
## DIAGNOSTIC-ACE DISPLAY ASM

Ref. No.	Part No.	Description	No. Used
1	98-9750	Decal-Diagnostic-ACE RM 5200D V 1.0	1
1	98-9760	Decal-Diag. (Spanish)	1
1	98-9754	Decal-Diag. (French)	1
1	98-9755	Decal-Diag. (German)	1
1	98-9762	Decal-Diag. (Swedish)	1
1	98-9756	Decal-Diag. (Italian)	1
1	98-9759	Decal-Diag. (Portuguese)	1
1	98-9758	Decal-Diag. (Norwegian)	1
1	98-9753	Decal-Diag. (Finnish)	1
1	98-9751	Decal-Diag. (Danish)	1
1	98-9752	Decal-Diag. (Dutch)	1
1	98-9757	Decal-Diag. (Japan)	1
1	94-5386	Decal-Turf Defender, Diag.	1
1	94-8060	Decal-Turf Defender, Diag. (Danish)	1
1	94-8061	Decal-Turf Defender, Diag. (Dutch)	1
1	94-8062	Decal-Turf Defender, Diag. (Finnish)	1

Ref. No.	Part No.	Description	No. Used
1	94-8063	Decal-Turf Defender, Diag. (French)	1
1	94-8064	Decal-Turf Defender, Diag. (German)	1
1	94-8065	Decal-Turf Defender, Diag. (Italian)	1
1	94-8066	Decal-Turf Defender, Diag. (Japanese)	1
1	94-8067	Decal-Turf Defender, Diag. (Norwegian)	1
1	94-8068	Decal-Turf Defender, Diag. (Portuguese)	1
1	94-8069	Decal-Turf Defender, Diag. (Spanish)	1
1	94-8070	Decal-Turf Defender, Diag. (Swedish)	1
2	85-4750	Display-Diagnostic-ACE	1

# ELECTRICAL SCHEMATIC





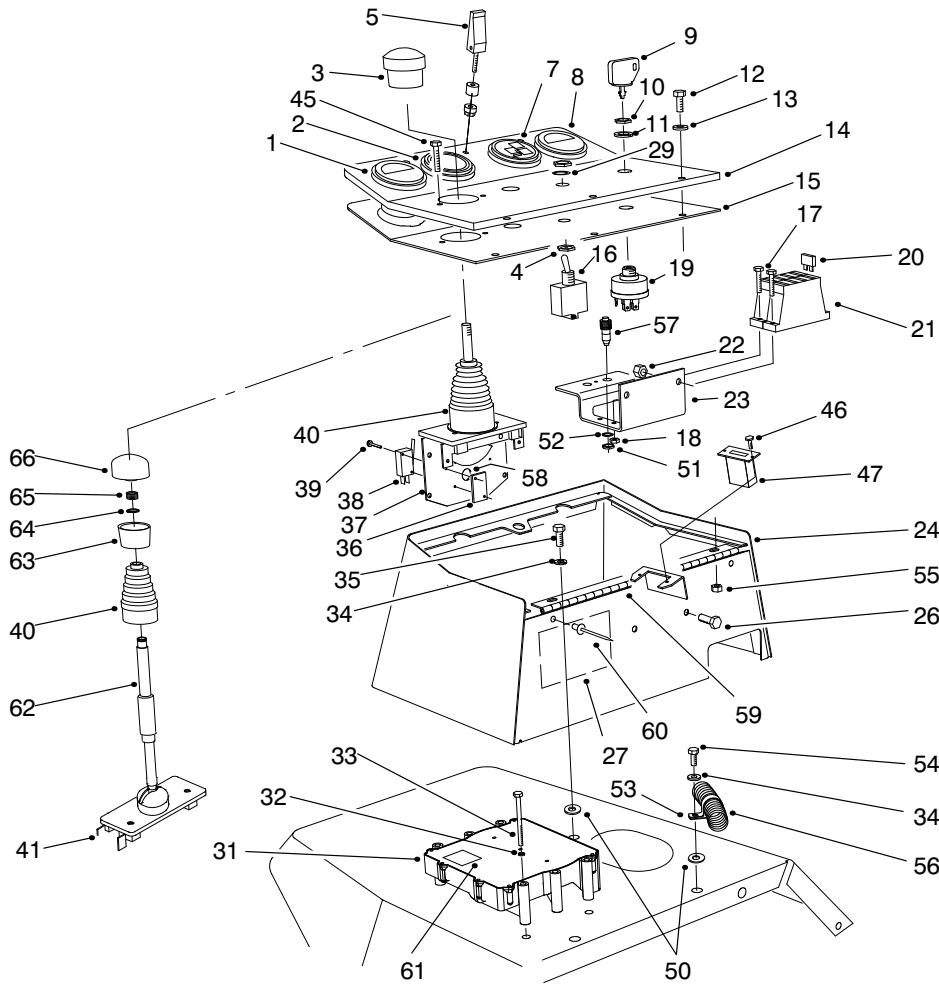
T-1501-7

## CONTROL CONSOLE ASM

Ref. No.	Part No.	Description	No. Used	Ref. No.	Part No.	Description	No. Used
1	98-9339	Gauge-Fuel	1	22	3296-42	Nut-Lock	4
2	85-4420	Gauge-Speedometer	1	23	93-7587	Bracket-Fuse Block	1
3	3290-489	Knob-Lift Control	1	24	75-5740	Box-Control	1
4	218-498	Nut-Hex.	2	26	321-39	Screw-HH	2
5	74-5950	Asm-Swell Latch	1	27	94-6767	Decal-Fuses	1
7	98-9306	Cluster-Warning	1	29	218-589	Washer-Lock	1
8	98-9308	Gauge-Temperature	1	31	92-5720	Controller-Electronic	1
9	63-8360	Key-Ignition	1			Note: This part must be programmed by distributor before installation.	
10	218-446	Nut-Locking	1	32	3253-3	Washer-Lock	3
11	218-447	Washer-E.T.L.W.	1	33	321-15	Screw-HH	3
12	3258-166	Screw-PPH	5	34	3256-3	Washer-Flat	3
13	3256-1	Washer-Flat	5	35	322-3	Screw-HH	2
14	93-6683	Panel-Control	1	36	3290-354	Plate-Nut	2
15	75-6270	Cover-Control Box	1	37	98-2195	Asm-Lift Control (Incl. Ref. #3, 36, 38-40, & 58)	1
16	75-1010	Asm-Switch, Toggle (Incl. Ref. #4, 29 & 71)	1	38	94-8104	Switch-Micro	2
17	32105-13	Screw-HH	4	39	94-8103	Screw-HH	4
18	3296-2	Nut-Lock	4	40	3290-488	Boot-Lift Control	1
19	27-2360	Asm-Ignition Switch (Incl. Ref. #9-11)	1	41	93-7182	Kit-Lift Control (Incl. Ref. #62-66)	1
†20	94-9157	Fuse-4A	1	45	3273-26	Screw-Hex. Socket Hd.	2
†20	218-578	Fuse-10A	3				
†20	218-574	Fuse-7.5A	1				
†20	218-594	Fuse-20A	1				
†21	67-7160	Block-Fuse	2				

\*Not Illustrated †Included in main wire harness ASM.

■Obtain Locally.



T-1501-7

## CONTROL CONSOLE ASM (Continued)

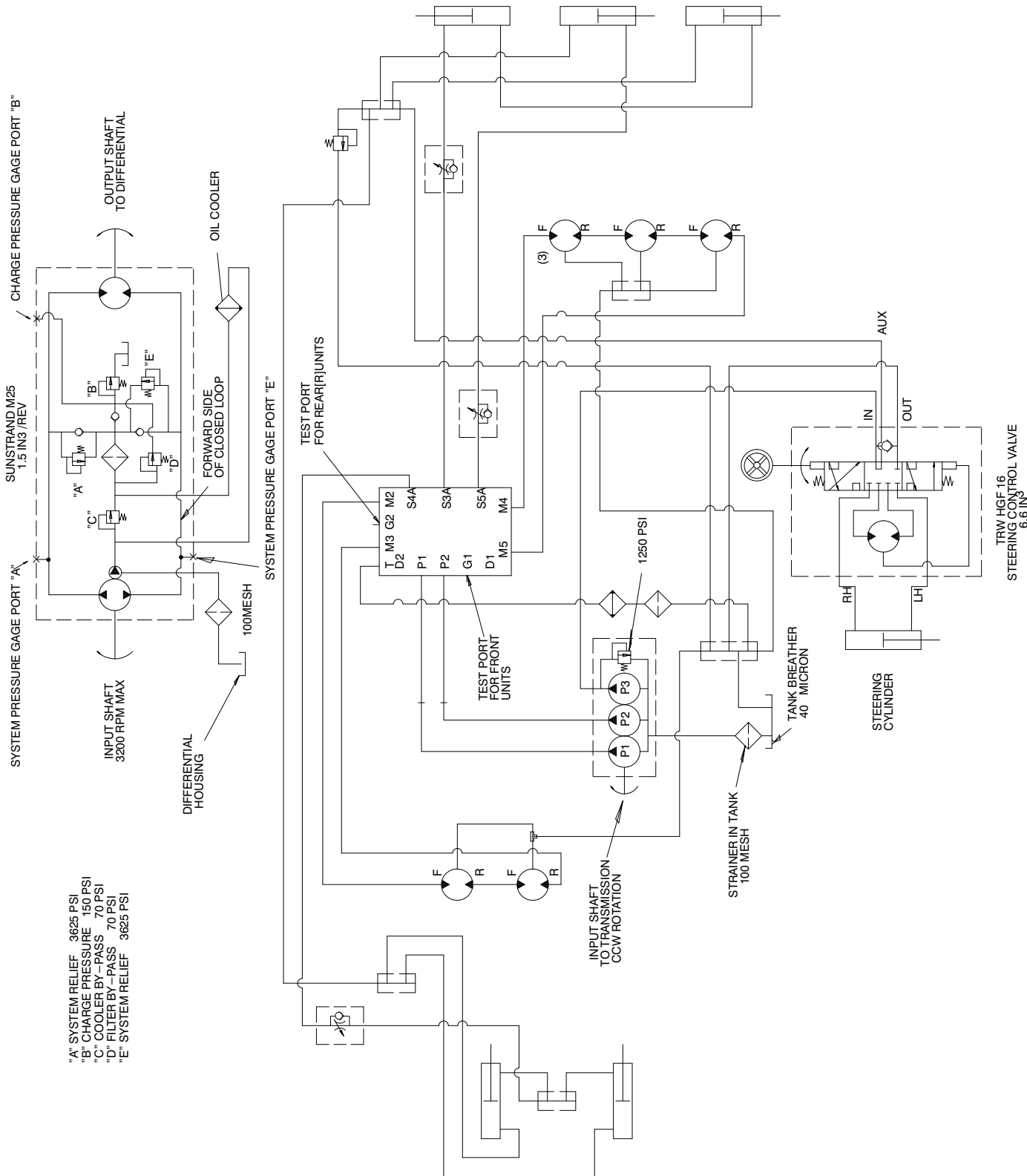
Ref. No.	Part No.	Description	No. Used
46	32144-18	Screw-HH	2
47	75-6820	Meter-Hour	1
50	66-2920	Washer-Nylon	3
51		Nut-Lock	1
52		Washer-Lock	1
53	2412-126	Clamp-R	1
54	322-5	Screw-HH	1
55	32128-33	Nut-Lock, Flange Hd.	3
56	98-4551	Asm-Main Wire Harness	1
†57	85-4491	Lamp-Diagnostic (Incl. 219-19 Lamp)	1
*	219-19	Lamp-Green	
58	93-3625	Spring-Joystick Return	1
59	75-5780	Hinge-Cover	1

Ref. No.	Part No.	Description	No. Used
60	93-8744	Rivet	3
61	93-8053	Decal-ECU	1
62	94-8102	Tube-Interlock	1
63	94-3055	Cap-Lower, Joystick	1
64	94-3056	Ring-Retaining	1
65	94-3057	Spring-Compression	1
66	94-3058	Cap-Upper, Joystick	1
*70	94-6343	Decal-Wire I.D.	1
*71	3253-19	Washer-Lock	2
*†	70-8570	Breaker-Circuit, 40 Amp	2
*†	86-7560	Connector-Cover (3 Way)	3
*†	86-7550	Connector-Cover (2 Way)	2
*†	85-4650	Connector-Loop Back	1

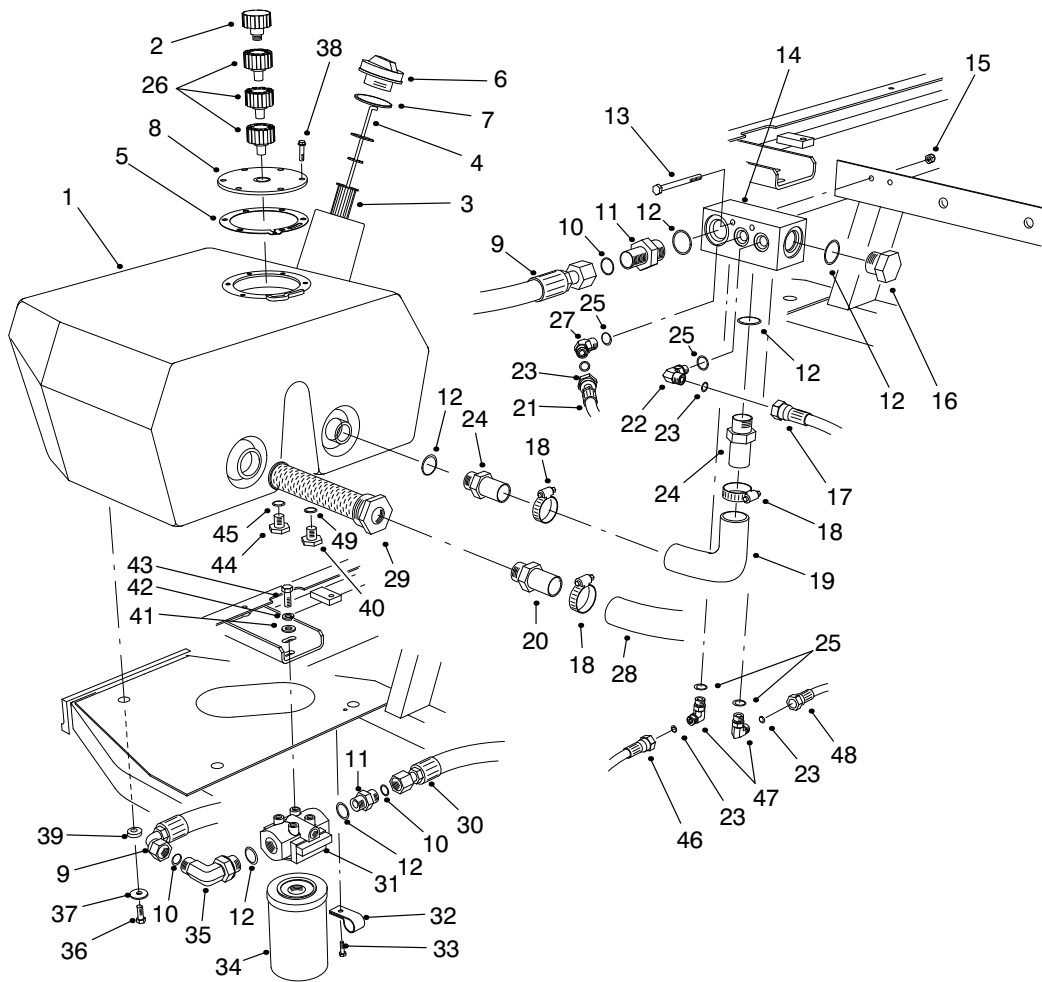
\*Not Illustrated

†Included in main wire harness ASM.

# HYDRAULIC SCHEMATIC



- "A" SYSTEM RELIEF 3625 PSI
- "B" CHARGE PRESSURE 150 PSI
- "C" COOLER BY-PASS 70 PSI
- "D" FILTER BY-PASS 70 PSI
- "E" SYSTEM RELIEF 3625 PSI

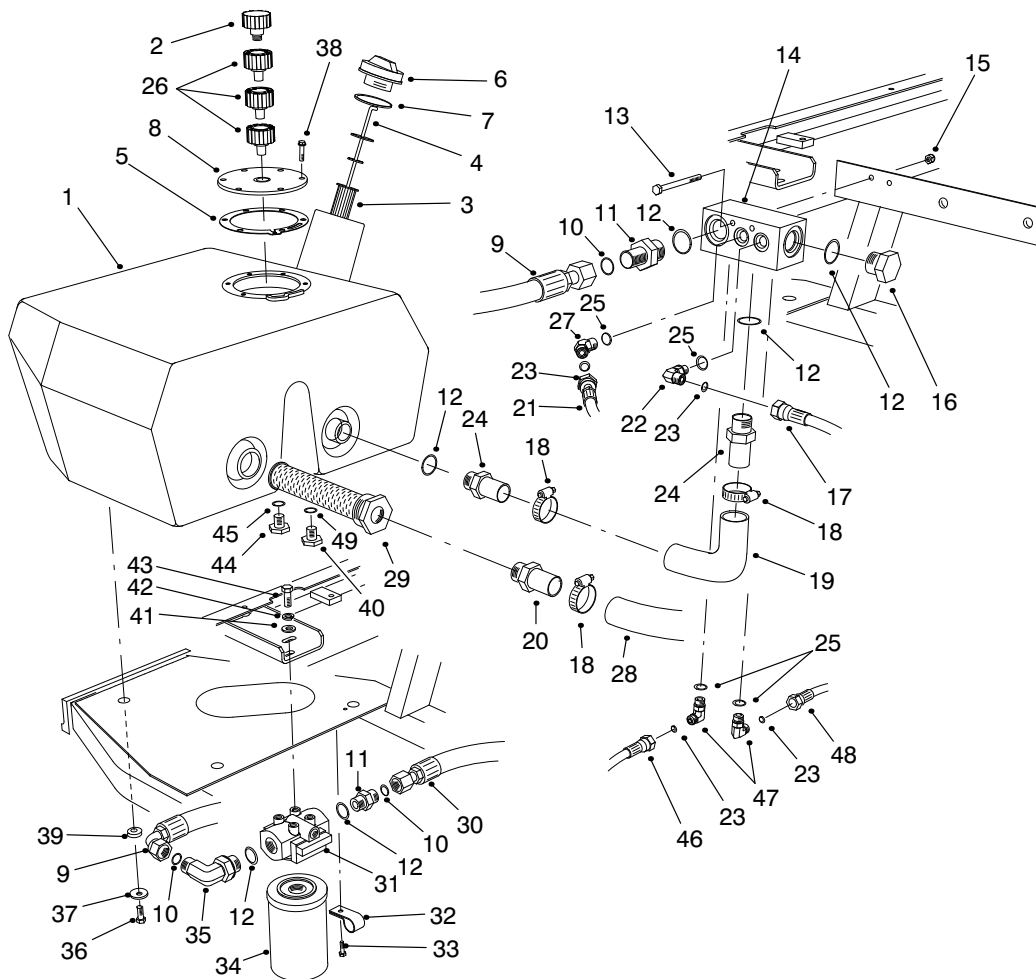


T-1048-4

## HYDRAULIC RESERVOIR ASM

Ref. No.	Part No.	Description	No. Used
1	93-7488	Reservoir-Hydraulic	1
2	68-6150	Breather-Hydraulic Tank	1
3	61-2790	Screen-Filler	1
4	94-9411	Dipstick	1
5	93-7499	Gasket-Flange	1
6	93-7498	Plug-Plastic	1
7	237-101	O-Ring	1
8	93-7588	Cover-Tank	1
9	75-6130	Hose-Hydraulic	1
10	237-65	O-Ring	5
11	340-8	Fitting-Hydraulic Straight (Incl. Ref. #10 & 12)	2
12	237-81	O-Ring	4
13	321-23	Screw-HH	2
14	92-9098	Manifold-Tank	1
15	3296-42	Nut-Lock	2
16	354-74	Fitting-Hydraulic Plug (Incl. Ref. #12)	1
17	75-6250	Hose-Hydraulic	1
18	2412-34	Clamp-Hose	3
19	75-5720	Hose-Hydraulic	1
20	353-682	Fitting-Hydraulic Straight	1
21	93-0119	Hose-Hydraulic	1
22	340-77	Fitting-Hydraulic 90° (Incl. Ref. #23 & 25)	1
23	237-22	O-Ring	6

Ref. No.	Part No.	Description	No. Used
24	354-73	Fitting-Hydraulic Straight (Incl. Ref. #12)	2
25	237-42	O-Ring	4
26	92-8020	Adapter-Breather	3
27	340-87	Fitting-Hydraulic 45° (Incl. Ref. #25 & 23)	1
28	75-6870	Hose-Hydraulic Suction	1
29	75-0550	Strainer-Suction	1
30	93-0077	Hose-Hydraulic	1
31	75-1300	Asm-Hydraulic Filter Head	1
32	2412-93	Clamp-R	2
33	32144-10	Screw-HWH	2
34	75-1310	Element-Hydraulic Filter	1
35	340-139	Fitting-Hydraulic 90° (Incl. Ref. #10 & 12)	1
36	33105-025	Screw-HH	3
37	63-8410	Washer-Flat	3
38	33104-020	Screw-HFH	6
39	240-11	Grommet	3
40	353-508	Plug-Hydraulic	1
41	3256-24	Washer-Flat	2
42	3253-21	Washer-Lock	2
43	323-4	Screw-HH	2
44	353-550	Plug-Drain (Incl. Ref. #45)	1
45	237-79	O-Ring	1

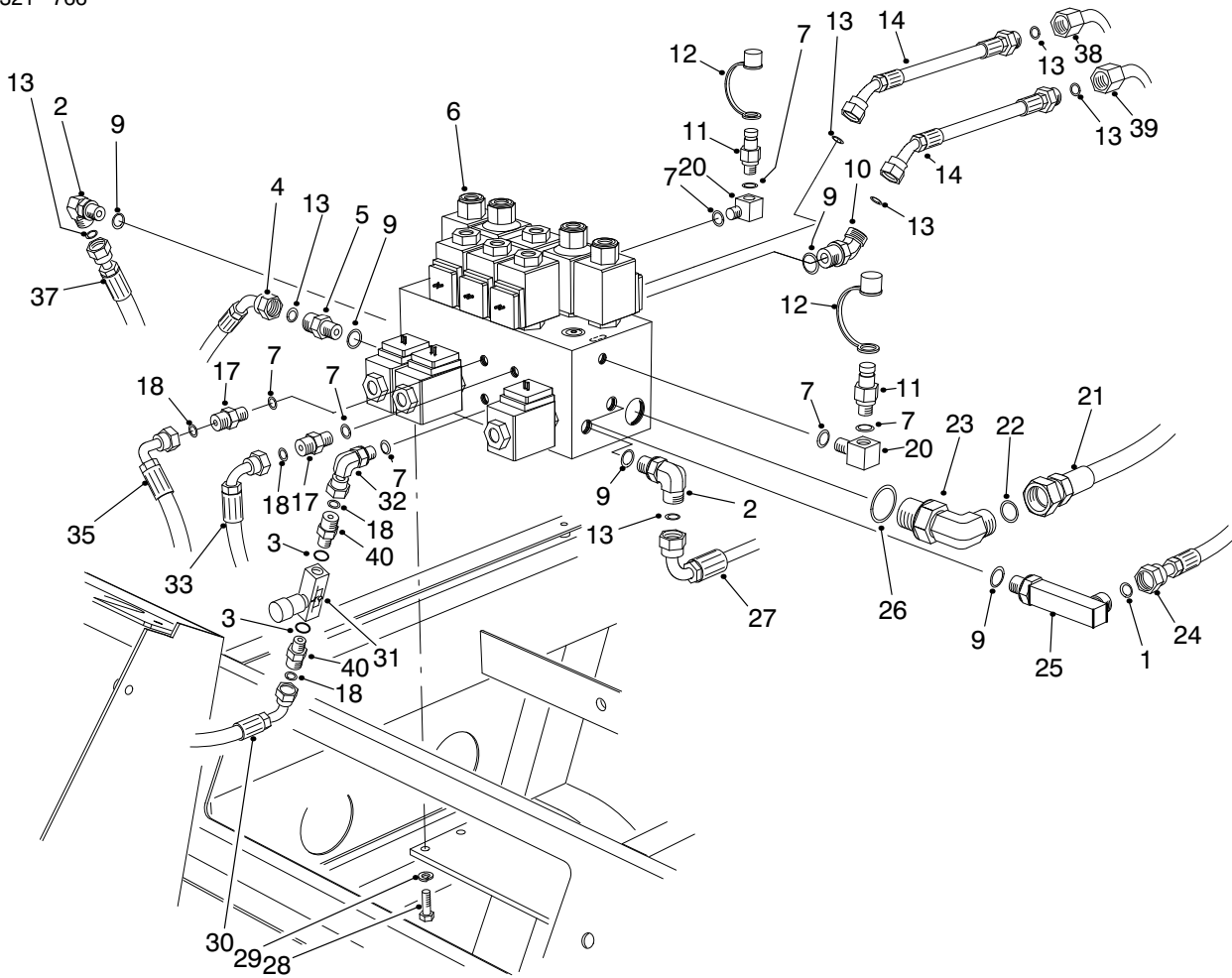


T-1048-4

## HYDRAULIC RESERVOIR ASM (Continued)

Ref. No.	Part No.	Description	No. Used
46	92-9096	Asm-Hose	1
47	340-82	Fitting-Hydraulic 90° (Incl. Ref. #23 & 25)	2

Ref. No.	Part No.	Description	No. Used
48	94-4916	Asm-Hose Drain	1
49	237-42	O-Ring	1

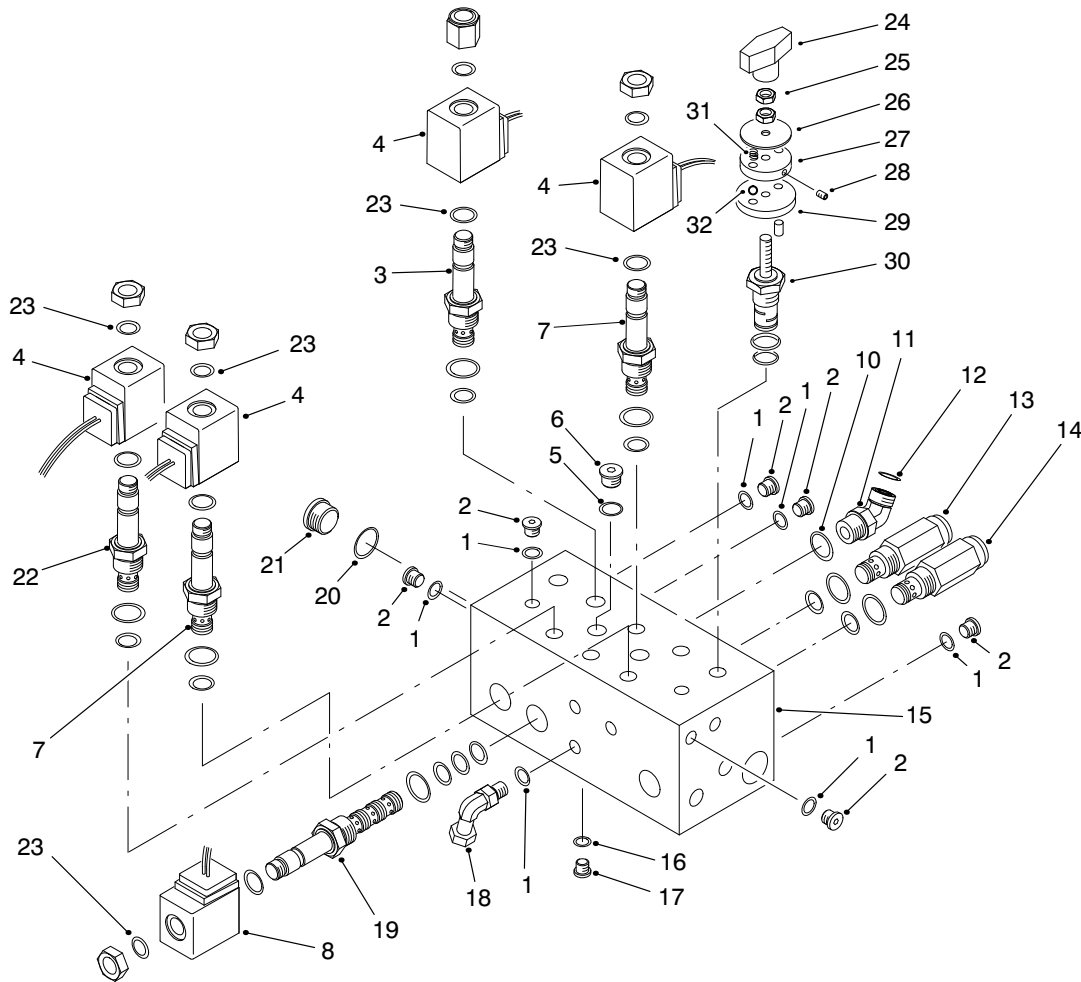


T-1094-4

## HYDRAULIC CONTROL MANIFOLD ASM

Ref. No.	Part No.	Description	No. Used
1	237-22	O-Ring	1
2	340-98	Fitting-Hydraulic 90° (Incl. Ref. #9 & 13)	2
3	237-42	O-Ring	2
4	98-4586	Asm-Hose, Pressure #5	1
5	340-4	Fitting-Hydraulic Straight (Incl. Ref. #9 & 13)	1
6	98-4579	Asm-Control Manifold (Incl. Ref. #32)	1
7	237-78	O-Ring	6
9	237-79	O-Ring	6
10	340-101	Fitting-Hydraulic 45° (Incl. Ref. #9 & 13)	2
11	354-77	Fitting-Test Port (Incl. Ref. #7)	2
12	354-79	Cap-Test Port	2
13	237-30	O-Ring	7
14	86-9190	Hose-Hydraulic	2
17	340-92	Fitting-Hydraulic Straight (Incl. Ref. #7 & 18)	2
18	237-21	O-Ring	4
20	75-6640	Fitting-Hydraulic 90° (Incl. Ref. #7)	2

Ref. No.	Part No.	Description	No. Used
21	93-0078	Hose-Hydraulic	1
22	237-65	O-Ring	1
23	340-139	Fitting-Hydraulic 90° (Incl. Ref. #22 & 26)	1
24	98-9348	Asm-Hose, Pressure #2	1
25	98-9781	Fitting-Hydraulic 90° (Incl. Ref. #1 & 9)	1
26	237-81	O-Ring	1
27	98-9347	Asm-Hose, Pressure #3	1
28	322-3	Screw-HH	4
29	3253-4	Washer-Lock	4
30	75-5900	Hose-Hydraulic	1
31	98-9742	Valve-Flow Control	1
32	340-143	Fitting-Hydraulic 90° (Incl. Ref. #7)	1
33	93-0118	Hose-Hydraulic	1
35	75-5890	Hose-Hydraulic	1
37	98-4589	Asm-Hose, Pressure #4	1
38	93-3642	Tube-Hydraulic	1
39	93-3643	Tube-Hydraulic	1
40	340-1	Fitting-Hydraulic Straight (Incl. Ref. #3 & 18)	2



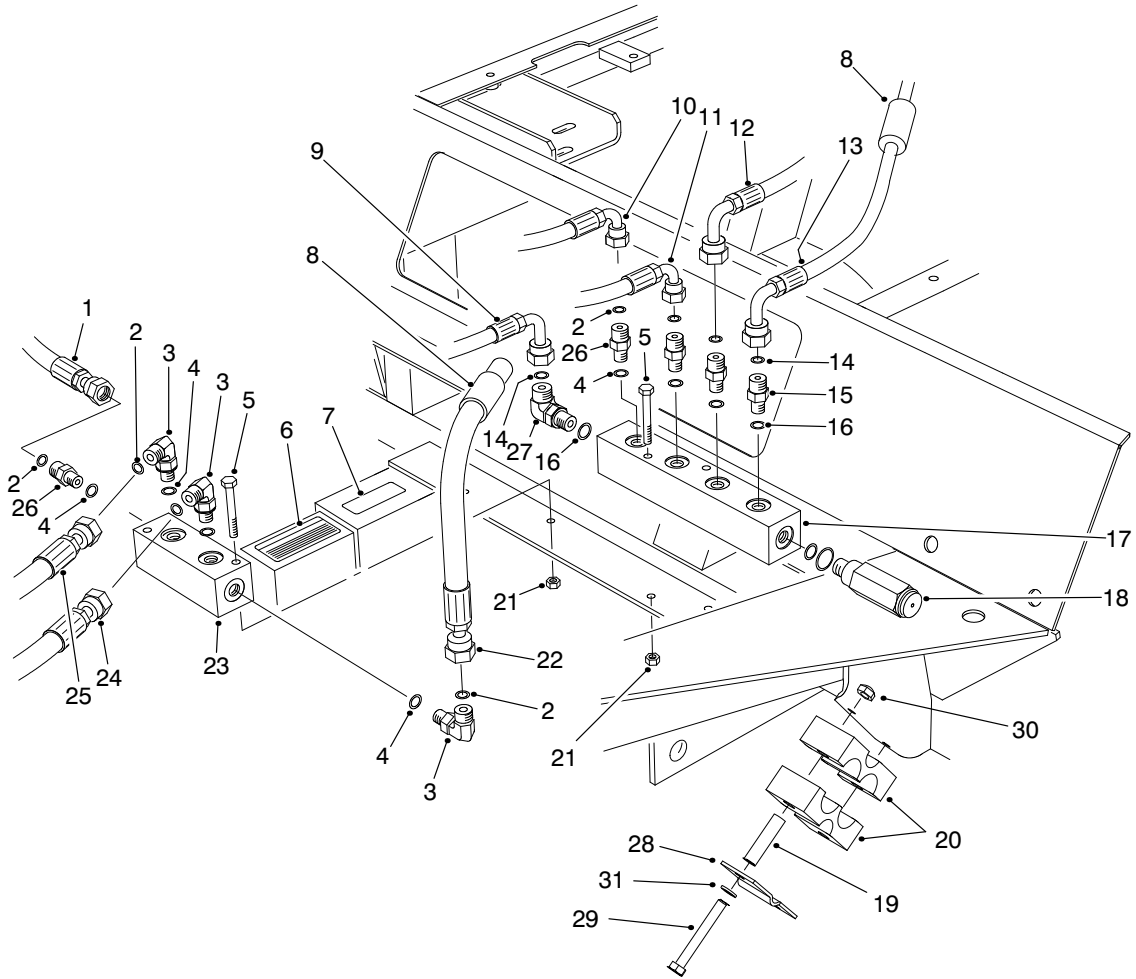
T-1503-2

## CONTROL MANIFOLD ASM

Ref. No.	Part No.	Description	No. Used	Ref. No.	Part No.	Description	No. Used
1	237-78	O-Ring	12	18	340-143	Fitting-Hydraulic 90° (Incl. Ref. #1)	1
2	353-990	Plug (Incl. Ref. #1)	11	19	88-6960	Cartridge-4W/2P (Use Seal Kit #95-5642)	3
3	88-7020	Cartridge-N.O. (Use Seal Kit #95-5645)	2	20	237-80	O-Ring	1
4	88-9190	Solenoid-20 Watt	6	21	354-70	Plug (Incl. Ref. #20)	1
5	237-42	O-Ring	2	22	92-6315	Cartridge-N.C. (Use Seal Kit #95-5645)	1
6	353-989	Plug (Incl. Ref. #5)	2	23	94-5438	Seal-Solenoid	10
7	94-2685	Cartridge-N.C. (Use Seal Kit #95-5645)	3	24	94-5020	Knob	2
8	88-9200	Solenoid-28 Watt	3	25	75-6770	Nut-Jam	4
10	237-79	O-Ring	1	26		Plate-Indicator	2
11	340-101	Fitting-Hydraulic 45° (Incl. Ref. #10 & 12)	1	27	75-6730	Plate-Detent	2
12	237-30	O-Ring	1	28		Screw-Set	2
13	75-0920	Cartridge-Relief 3000 psi (Use Seal Kit #95-5645)	1	29	75-6720	Plate-Locating	2
14	75-2010	Cartridge-Relief 2000 psi (Use Seal Kit #95-5645)	1	30	98-9779	Rotary Cartridge Kit (Use Seal Kit #95-5645)	2
†15		Body-Manifold	1	31	94-5027	Spring-Detent	2
16	237-156	O-Ring	2	32		Ball-Detent	2
17	353-991	Plug (Incl. Ref. #16)	2	*	82-8520	Detent ASM Kit (Incl. Ref. #24-29, 31 & 32)	2
				*	95-5645	Kit-Seal	10
				*	95-5642	Kit-Seal	3

\*Not Illustrated

†Not Serviceable Separately

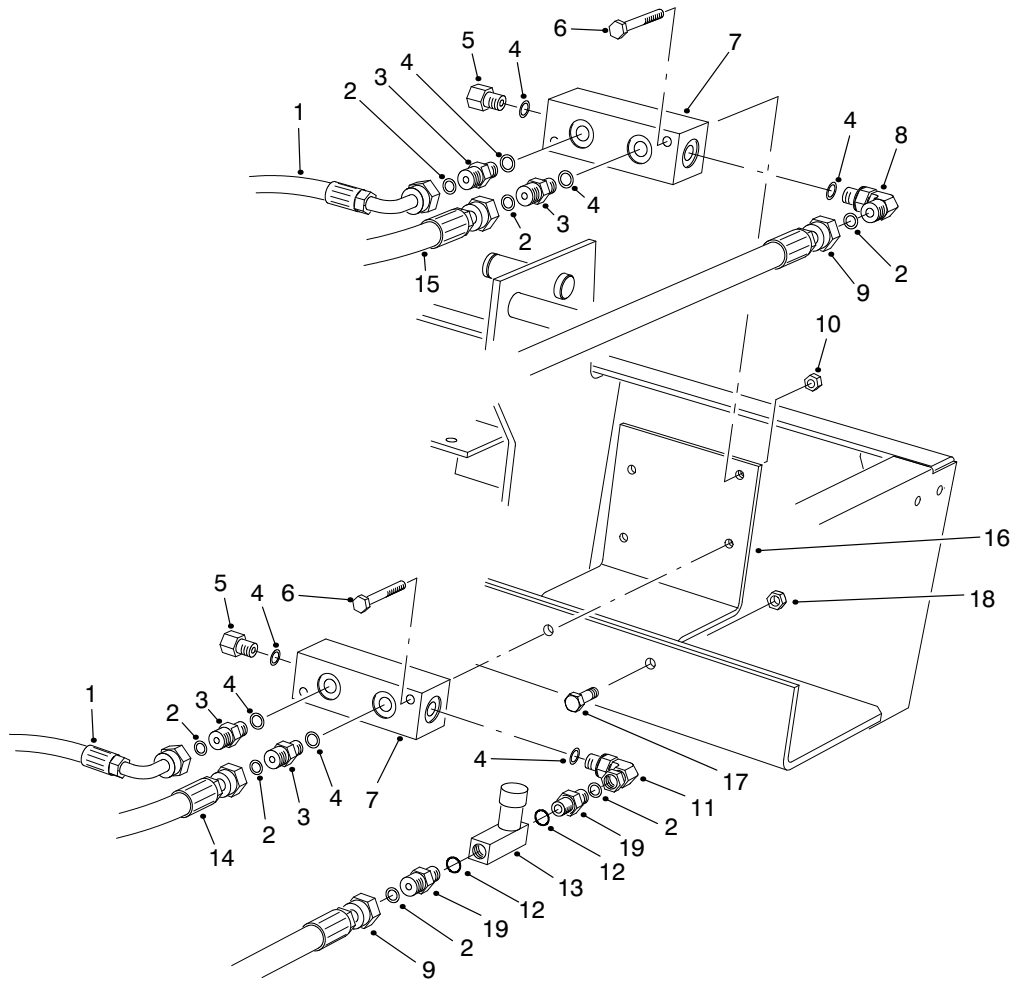


T-1058-5

## FRONT HYDRAULIC MANIFOLDS

Ref. No.	Part No.	Description	No. Used
1	98-4584	Asm-Hose, Drain	1
2	237-21	O-Ring	7
3	340-132	Fitting-Hydraulic 90° (Incl. Ref. #2 & 4)	3
4	237-78	O-Ring	7
5	321-18	Screw-HH	4
6	93-6693	Decal-Floor Plate	1
7	93-6686	Decal-Oil	1
8	38-3400	Guard-Rubber	2
9	75-5940	Hose-Hydraulic	1
10	75-5890	Hose-Hydraulic	1
11	75-5910	Hose-Hydraulic	1
12	93-0118	Hose-Hydraulic	1
13	93-0119	Hose-Hydraulic	1
14	237-22	O-Ring	2
15	340-2	Fitting-Hydraulic Straight (Incl. Ref. #14 & 16)	2
16	237-42	O-Ring	2
17	93-0139	Manifold-Hydraulic	1

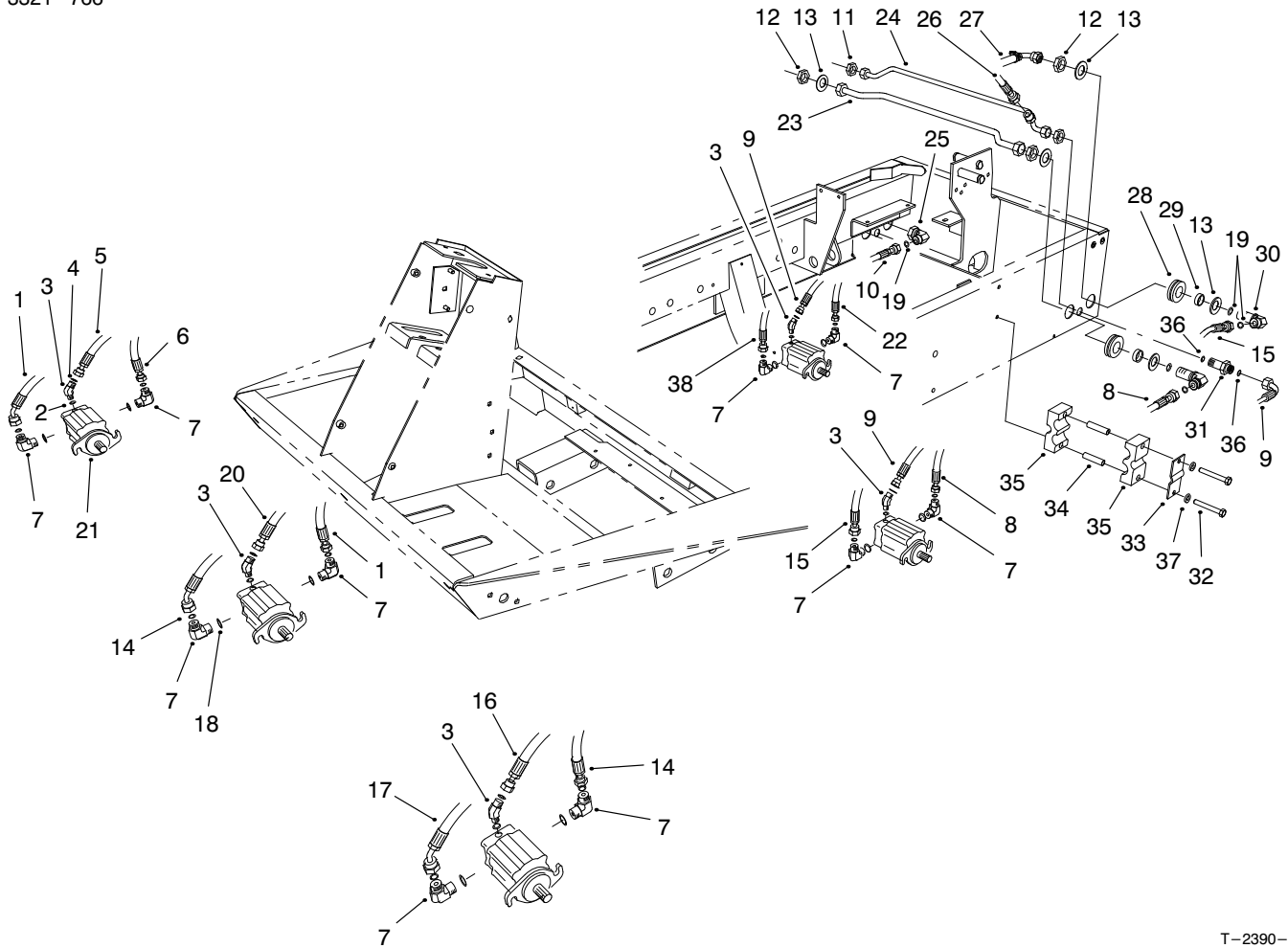
Ref. No.	Part No.	Description	No. Used
18	93-0143	Cartridge-Relief 250 psi (Use Seal Kit #75-2080)	1
19	93-7960	Spacer	4
20	82-8170	Clamp-Rubber	4
21	3296-42	Nut-Lock	4
22	92-9096	Hose-Hydraulic	1
23	75-1180	Manifold-Hydraulic	1
24	98-4587	Asm-Hose Drain #4	1
25	98-4590	Asm-Hose Drain #1	1
26	340-92	Fitting-Hydraulic Straight (Incl. Ref. #2 & 4)	4
27	340-77	Fitting-Hydraulic 90° (Incl. Ref. #14 & 16)	1
28	93-7961	Clamp	2
29	322-13	Screw-HH	4
30	3296-29	Nut-Lock	4
31	3256-70	Washer-Flat	4



T-1095-4

## REAR HYDRAULIC MANIFOLDS

Ref. No.	Part No.	Description	No. Used	Ref. No.	Part No.	Description	No. Used
1	75-6180	Hose-Hydraulic	2	10	32128-33	Nut-Lock	4
2	237-21	O-Ring	7	11	340-143	Fitting-Hydraulic 90° (Incl. Ref. #4)	1
3	340-92	Fitting-Hydraulic Straight (Incl. Ref. #2 & 4)	4	12	237-42	O-Ring	2
4	237-78	O-Ring	8	13	98-9742	Valve-Flow Control	1
5	353-512	Fitting-Hydraulic Plug (Incl. Ref. #4)	2	14	75-6080	Hose-Hydraulic	1
6	321-11	Screw-HH	4	15	75-6070	Hose-Hydraulic	1
7	75-1180	Manifold	2	16	94-4920	Plate-Mounting Valve	1
8	340-132	Fitting-Hydraulic 90° (Incl. Ref. #2 & 4)	1	17	322-5	Screw-HH	2
9	93-0118	Hose-Hydraulic	2	18	32128-20	Nut-Flange Lock	2
				19	340-1	Fitting-Hydraulic Straight (Incl. Ref. #2 & 12)	2



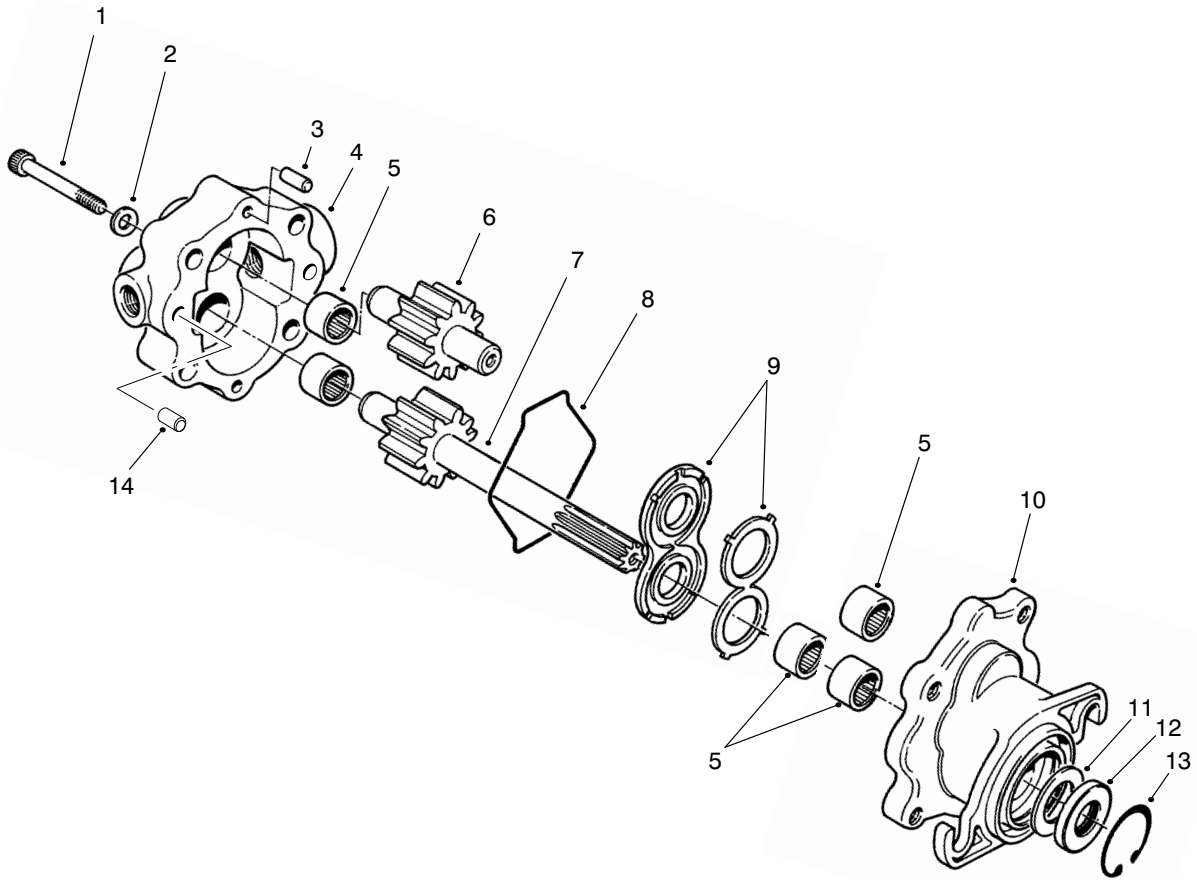
T-2390-2

## CUTTING UNIT HYDRAULIC COMPONENTS

Ref. No.	Part No.	Description	No. Used
1	98-4585	Asm-Hose, Pressure #1, 5	1
2	237-78	O-Ring	5
3	340-103	Fitting-Hydraulic 45° (Incl. Ref. #2 & 4)	5
4	237-21	O-Ring	5
5	98-4584	Asm-Hose, Drain #5	1
6	98-4586	Asm-Hose, Pressure #5	1
7	340-98	Fitting-Hydraulic 90° (Incl. Ref. #18 & 19)	10
8	98-4581	Asm-Hose, Pressure #2	1
9	98-4583	Asm-Hose, Drain #2, 3	2
10	98-9347	Asm-Hose, Pressure #3	1
11	340-70	Nut-Bulkhead	2
12	340-127	Nut-Bulkhead	4
13	69-8930	Washer-Flat	8
14	98-4588	Asm-Hose, Pressure #1, 4	1
15	98-4582	Asm-Hose, Pressure #2	1
16	98-4587	Asm-Hose, Drain #4	1
17	98-4589	Asm-Hose, Pressure #4	1
18	237-79	O-Ring	10
19	237-30	O-Ring	19
20	98-4590	Asm-Hose, Drain #1	1
21	93-1375	Motor-Hydraulic	5
22	98-9344	Asm-Hose, Hydraulic	1

Ref. No.	Part No.	Description	No. Used
23	94-4918	Asm-Tube, Pressure #2, 3	1
24	94-4917	Asm-Tube, Drain #2, 3	1
25	94-6031	Fitting-Hydraulic (Incl. Ref. #19)	1
26	94-4916	Asm-Hose, Drain, Return	1
27	98-9348	Asm-Hose, Pressure #2	1
28	240-5	Grommet-Rubber	4
29	69-8960	Spacer	4
30	93-9151	Fitting-Hydraulic (Incl. Ref. #19)	4
31	340-71	Fitting-Hydraulic (Incl. Ref. #36)	2
32	32144-58	Screw-HSH	4
33	93-7961	Clamp-Case Drain	2
34	93-7960	Spacer	4
35	82-8170	Clamp	4
36	237-22	O-Ring	4
37	3256-70	Washer-Flat	4
38	98-9343	Asm-Hose, Hydraulic	1
*	3290-378	Tie-Cable	4
*	98-9761	Kit-Hydraulic Hose (Incl. Ref. #1, 6, 8, 14-15 & 17)	1

\*Not Illustrated

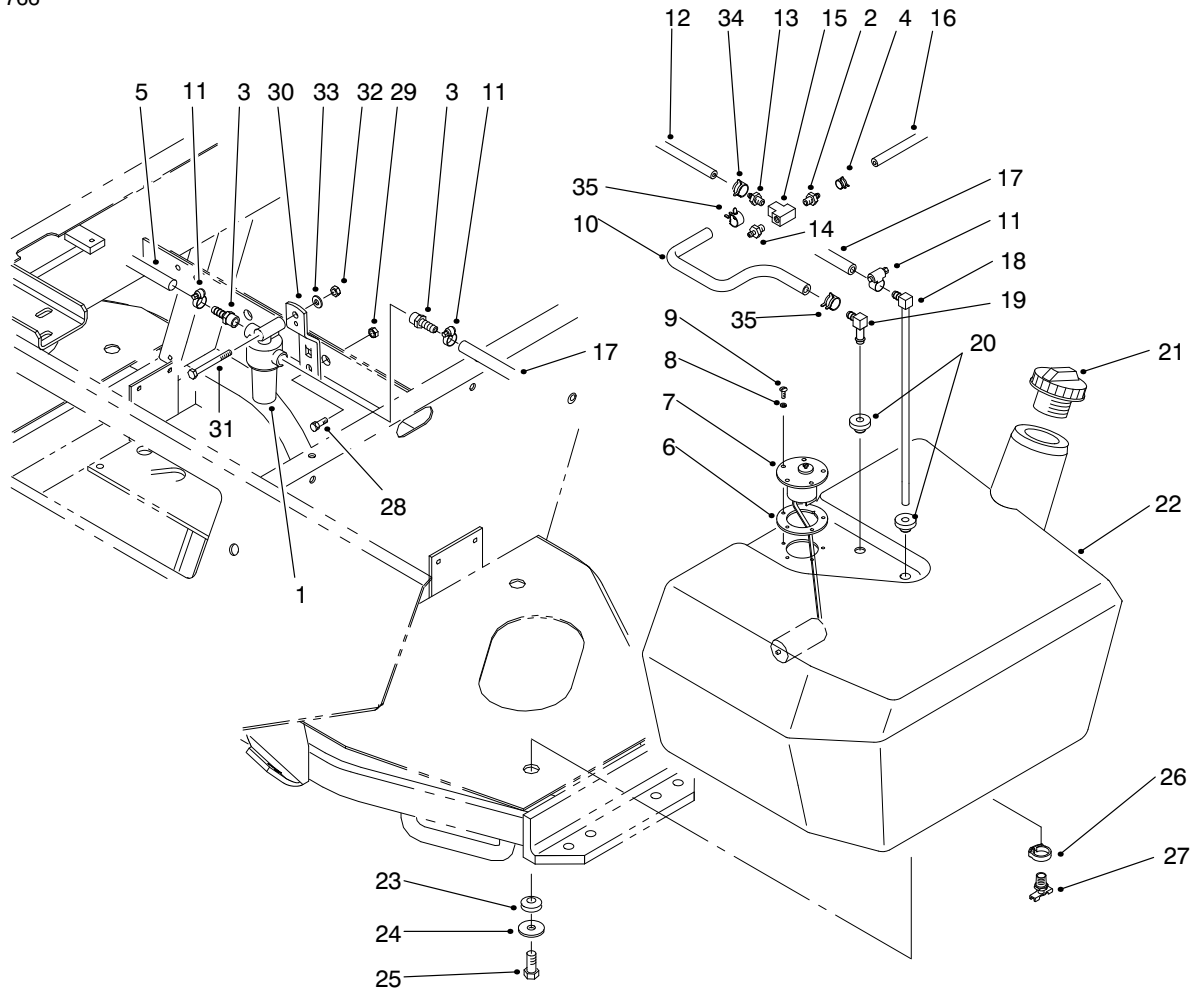


T-1872-1

## REEL MOTOR ASM NO. 93-1375

Ref. No.	Part No.	Description	No. Used	Ref. No.	Part No.	Description	No. Used
1	354-50	Screw-HSH	4	9	74-3810	Asm-Load Plate	1
2	354-51	Washer	4	10	92-8795	Asm-Body (Incl. Ref. #5)	1
3	353-599	Pin-Dowel	2	†11		Spacer	1
4	93-3614	Asm-Cover (Incl. Ref. #5)	1	†12		Seal-Shaft	1
†5		Bearing-Needle	5	13	32151-41	Ring-Retaining	1
6	93-3616	Asm-Idler Gear	1	14	92-8796	Pin-Dowel	2
7	93-3615	Asm-Drive Shaft	1	*	92-8863	Kit-Repair (Incl. Ref. #8, & 11-13)	1
8	354-46	Ring-Seal	1				

\*Not Illustrated



T-2898-1

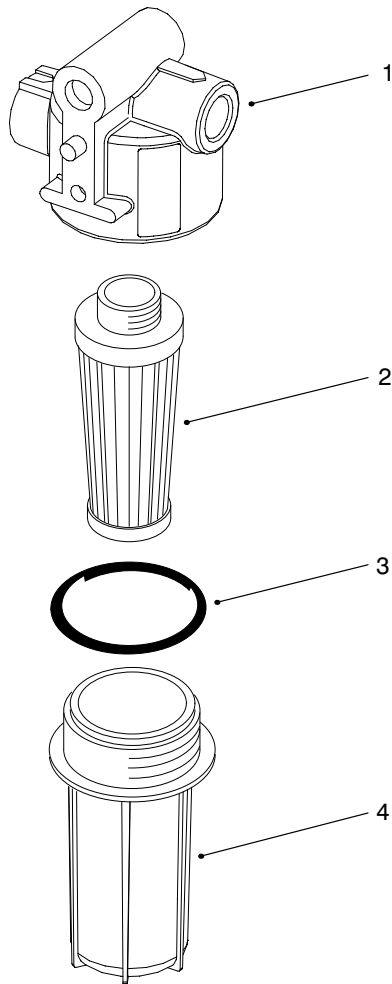
## FUEL TANK ASM

Ref. No.	Part No.	Description	No. Used
1	99-8351	Filter-Fuel	1
2	304-73	Fitting-Barbed	1
3	353-783	Fitting-Fuel	1
4	2412-98	Clamp-Hose	1
5	63-7610	Hose-Fuel	1
6	62-7650	Gasket-Sending Unit	1
7	63-7640	Unit-Sending	1
8	3253-15	Washer-Lock	5
9	32122-24	Screw-Round Hd.	5
10	93-2042	Hose-Fuel	1
11	2412-108	Clamp-Hose	4
12	75-4700	Hose-Fuel	1
13	354-22	Fitting-Fuel, Straight	1
14	354-21	Fitting-Fuel Straight	1
15	354-20	Fitting-Fuel Tee	1
16	98-9338	Hose-Fuel	1
17	95-4276	Hose-Fuel	1
18	66-8121	Standpipe-Elbow 90°	1

Ref. No.	Part No.	Description	No. Used
19	46-6550	Connector-Fuel, Elbow 90°	1
20	46-6560	Grommet	2
21	93-3102	Cap-Fuel Tank	1
22	94-3510	Asm-Fuel Tank (Incl. Ref. #26-27)	1
23	240-11	Grommet	3
24	63-8410	Washer-Flat	3
25	33103-025	Screw-HHF	3
26	2412-36	Clamp-Drain	1
27	304-46	Fitting-Drain	1
28	322-4	Screw-HH	1
29	3296-29	Nut-Lock	1
30	98-9748	Support-Bracket, Filter	1
31	321-8	Screw-HH	1
32	3296-42	Nut-Lock	1
33	3256-22	Washer-Flat	1
34	2412-146	Clamp-Spring	2
35	92-2379	Clamp	2

\*Not Illustrated

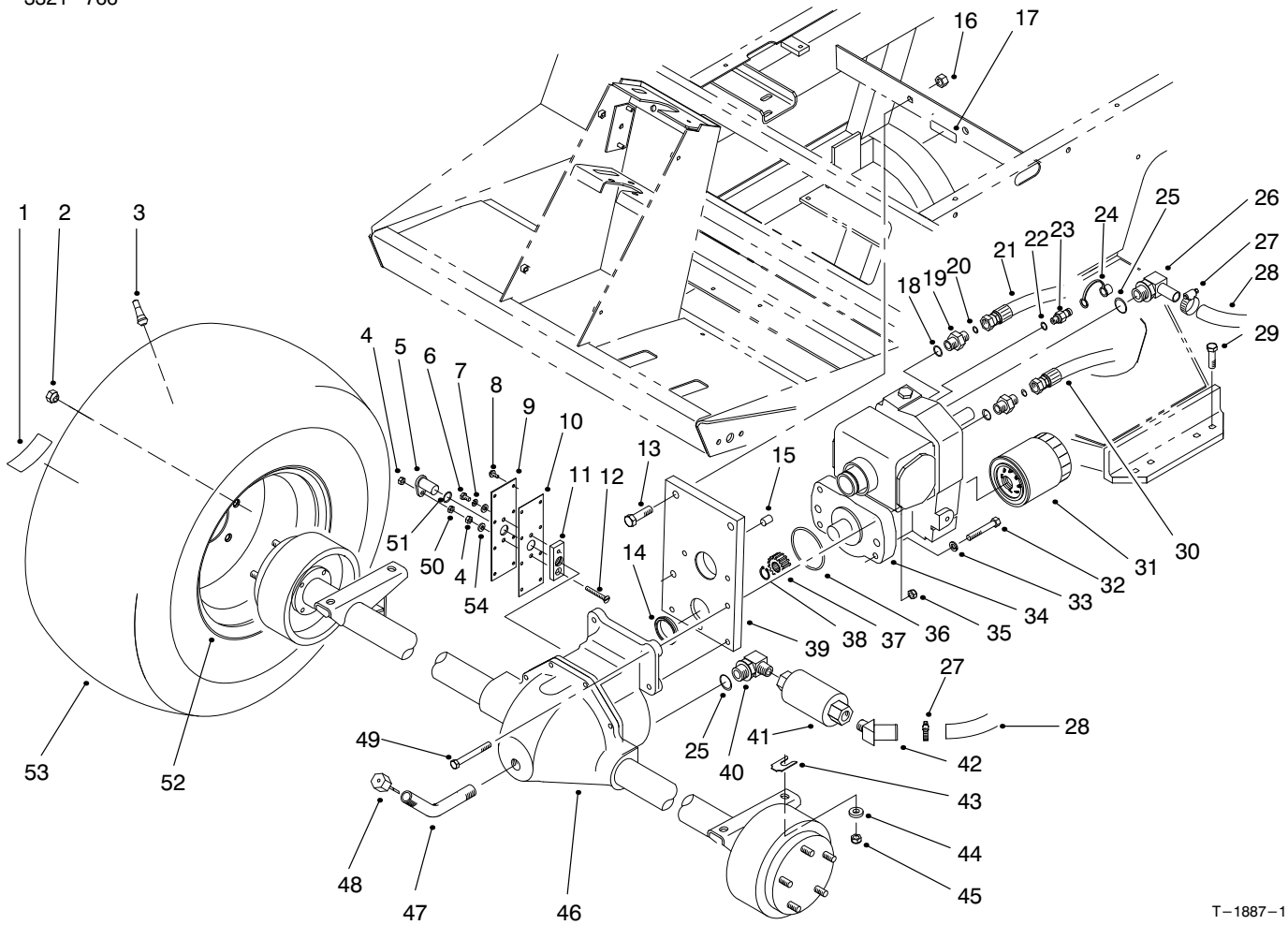
†Not Serviced Separately



T-3100

## FUEL FILTER ASM NO. 99-8351

Ref. No.	Part No.	Description	No. Used	Ref. No.	Part No.	Description	No. Used
1	99-8356	Kit-Head W/Label	1	3	99-8359	O-Ring	1
2	99-8358	Kit-Element (Incl. Ref. 33)	1	4	99-8357	Kit-Bowel (Incl. Ref. #3)	1

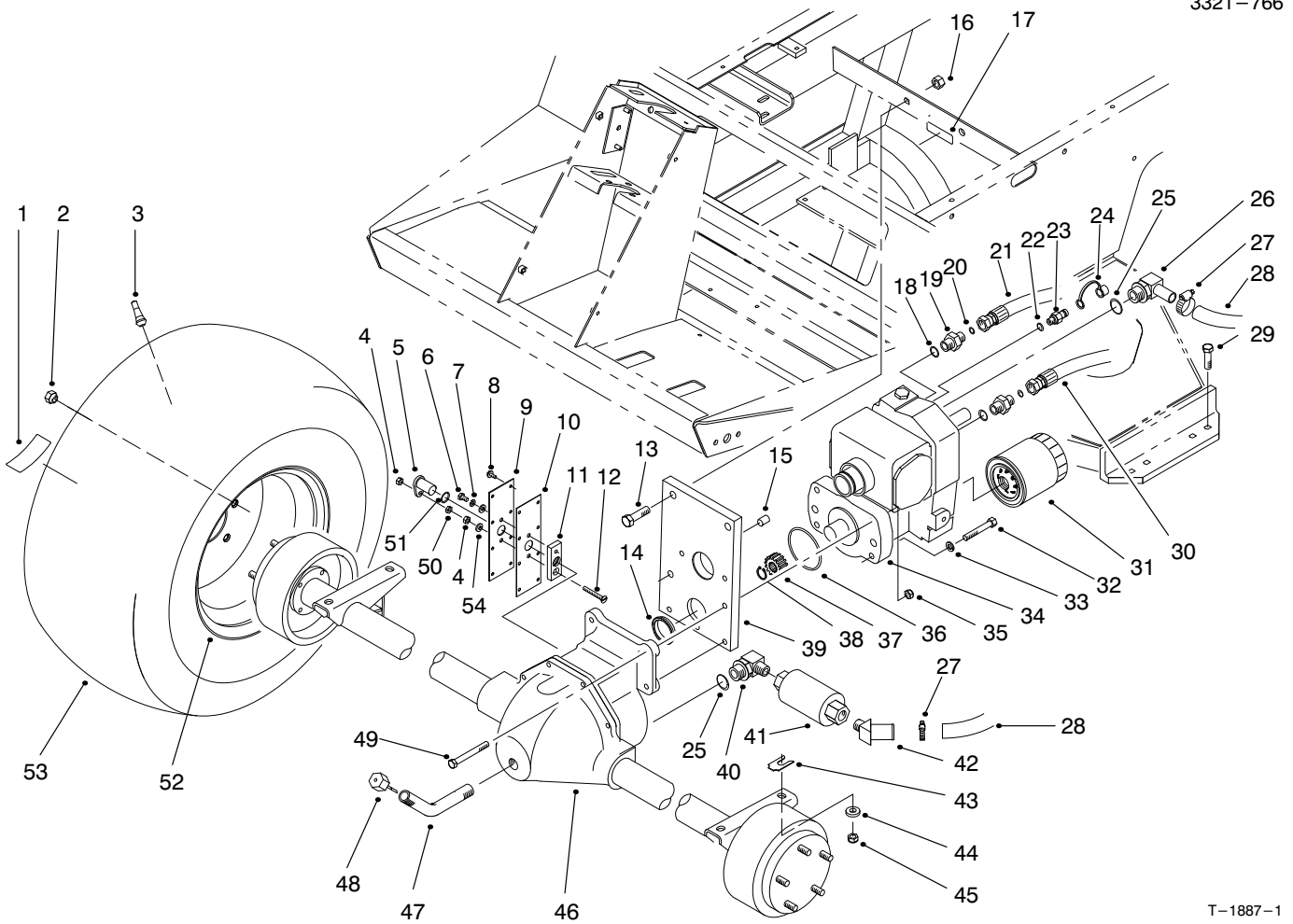


T-1887-1

## FRONT AXLE & TRANSMISSION ASM

Ref. No.	Part No.	Description	No. Used
1	76-8730	Decal-Bolt Torque	2
2	23-7270	Nut-Lug	10
3	232-27	Stem-Valve	2
4	3296-56	Nut-Lock	2
5	85-4350	Sensor-Gear Tooth	1
6	321-2	Screw-HH	1
7	3253-3	Washer-Lock	1
8	32144-112	Screw-HH	8
9	85-4330	Cover-Gear	1
10	92-5797	Gasket-Axle	1
11	85-4340	Plate-Sensor Mounting	1
12	32108-9	Screw-Machine	1
13	325-7	Screw-HH	2
14	75-3110	Collar-Transmission	1
15	92-4808	Sleeve-Trans. Pilot	1
16	3296-23	Nut-Lock	2
17	93-6691	Decal-Bolt	1
18	237-79	O-Ring	2
19	340-3	Fitting-Hydraulic, Straight (Incl. Ref. #18 & 20)	2
20	237-22	O-Ring	2
21	93-0076	Hose-Hydraulic	1
22	237-78	O-Ring	1
23	354-77	Fitting-Hydraulic Test Port (Incl. Ref. #22)	1
24	354-79	Cap-Test Port	1

Ref. No.	Part No.	Description	No. Used
25	237-81	O-Ring	2
26	75-4720	Fitting-Hydraulic 90° (Incl. Ref. #25)	1
27	2412-129	Clamp-Hose	2
28	75-6350	Hose	1
29	324-7	Screw-HH	4
30	93-0075	Hose-Hydraulic	1
31	75-1330	Filter-Oil	1
32	323-12	Screw-HH	2
33	3253-21	Washer-Lock	2
34	75-0012	Asm-Transmission	1
35	3296-39	Nut-Lock	2
36	237-161	O-Ring	1
37	86-7220	Gear-Pinion	1
38	32151-62	Ring-Retaining	1
39	92-4846	Asm-Trans. Support (Incl. Ref. #14 & 15)	1
40	354-75	Fitting-Hydraulic 90° (Incl. Ref. #25)	1
41	75-6340	Strainer-In-Line	1
42	354-72	Fitting-Hydraulic 45°	1
43	42-6080	Shim-Axle	A/R
44	66-6480	Washer-Flat	4
45	3296-48	Nut-Lock	4
46	94-6933	Asm-Front Axle	1
47	75-6850	Tube-Oil Fill	1

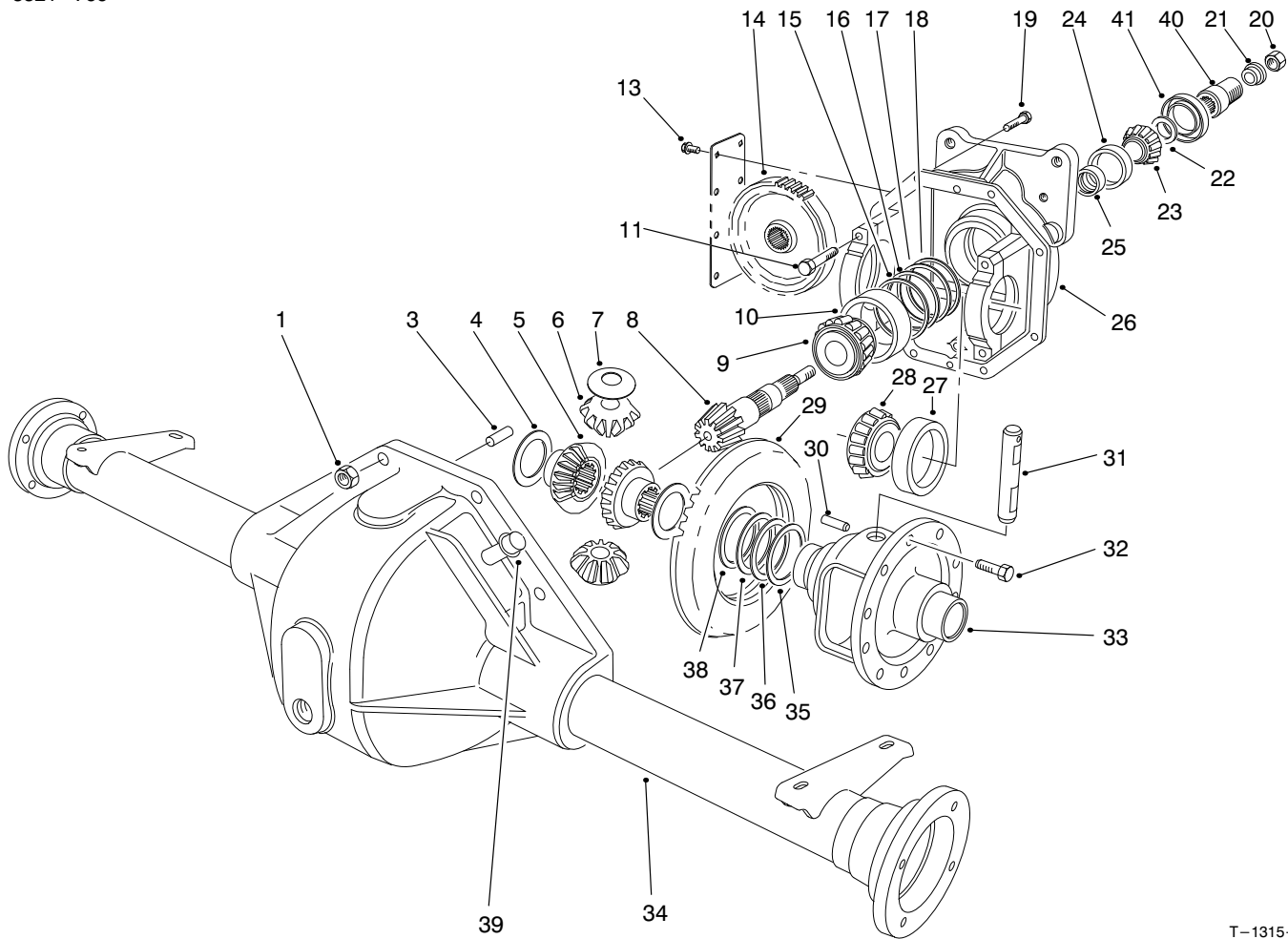


T-1887-1

### FRONT AXLE & TRANSMISSION ASM (Continued)

Ref. No.	Part No.	Description	No. Used
48	27-3710	Dipstick-Axle	1
49	323-20	Screw-HH	2
50	3218-1	Nut-Jam	1
51	237-181	O-Ring	1

Ref. No.	Part No.	Description	No. Used
52	217-120	Rim	2
53	231-134	Tire	2
54	3256-22	Washer-Flat	2



T-1315-1

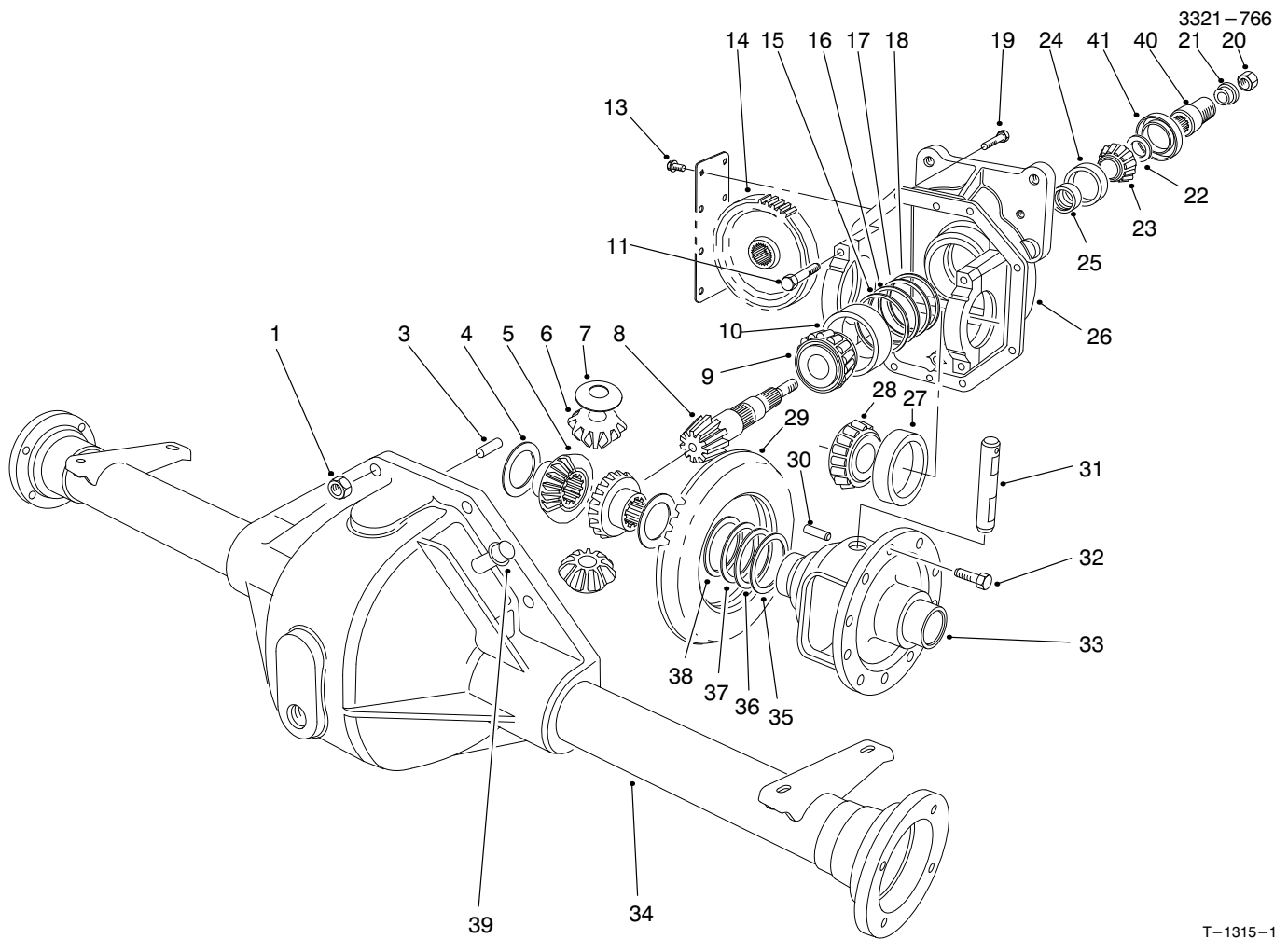
## FRONT AXLE ASM NO. 94-6933

Ref. No.	Part No.	Description	No. Used
1	32144-5	Nut	8
3	21-8270	Pin-Dowel	2
4	21-7720	Washer-Thrust	2
5	24-8790	Gear-Bevel, Differential	2
6	21-7690	Gear-Pinion	2
7	21-7730	Washer-Thrust	2
†8		Pinion-Drive	1
9	43-6760	Cone-Bearing, tapered	1
10	43-6750	Cup-Bearing, Tapered	1
11	92-1773	Screw-HH	4
13	32144-112	Screw-Thread Forming	8
14	86-7230	Gear-Spur	1
15	43-6710	Diff. Adjust. Shim .003	A/R
16	43-6711	Diff. Adjust. Shim .005	A/R
17	43-6712	Diff. Adjust. Shim .010	A/R
18	43-6713	Diff. Adjust. Shim .030	A/R
19	3210-8	Screw-HH	8
20	71-4350	Nut	1
21	83-5130	Spacer-Pinion	1
22	72-3570	Shim .094-Diff. Adjust.	A/R
*	72-3571	Shim .096-Diff. Adjust.	A/R
*	72-3572	Shim .098-Diff. Adjust.	A/R
22	72-3573	Shim .100-Diff. Adjust.	A/R

Ref. No.	Part No.	Description	No. Used
*	72-3574	Shim .102-Diff. Adjust.	A/R
*	72-3575	Shim .104-Diff. Adjust.	A/R
*	72-3576	Shim .106-Diff. Adjust.	A/R
*	72-3577	Shim .108-Diff. Adjust.	A/R
*	72-3578	Shim .110-Diff. Adjust.	A/R
*	72-3580	Shim .112-Diff. Adjust.	A/R
*	72-3581	Shim .114-Diff. Adjust.	A/R
*	72-3582	Shim .116-Diff. Adjust.	A/R
*	72-3583	Shim .118-Diff. Adjust.	A/R
*	72-3584	Shim .120-Diff. Adjust.	A/R
*	72-3585	Shim .125-Diff. Adjust.	A/R
*	72-3586	Shim .127-Diff. Adjust.	A/R
*	72-3587	Shim .129-Diff. Adjust.	A/R
*	72-3588	Shim .131-Diff. Adjust.	A/R
*	72-3590	Shim .133-Diff. Adjust.	A/R
*	72-3591	Shim .135-Diff. Adjust.	A/R
*	72-3592	Shim .137-Diff. Adjust.	A/R
*	72-3593	Shim .139-Diff. Adjust.	A/R
*	72-3594	Shim .141-Diff. Adjust.	A/R
*	72-3595	Shim .143-Diff. Adjust.	A/R
*	72-3596	Shim .145-Diff. Adjust.	A/R
*	72-3597	Shim .147-Diff. Adjust.	A/R
*	72-3598	Shim .149-Diff. Adjust.	A/R

\*Not Illustrated

†Not Serviced Separately



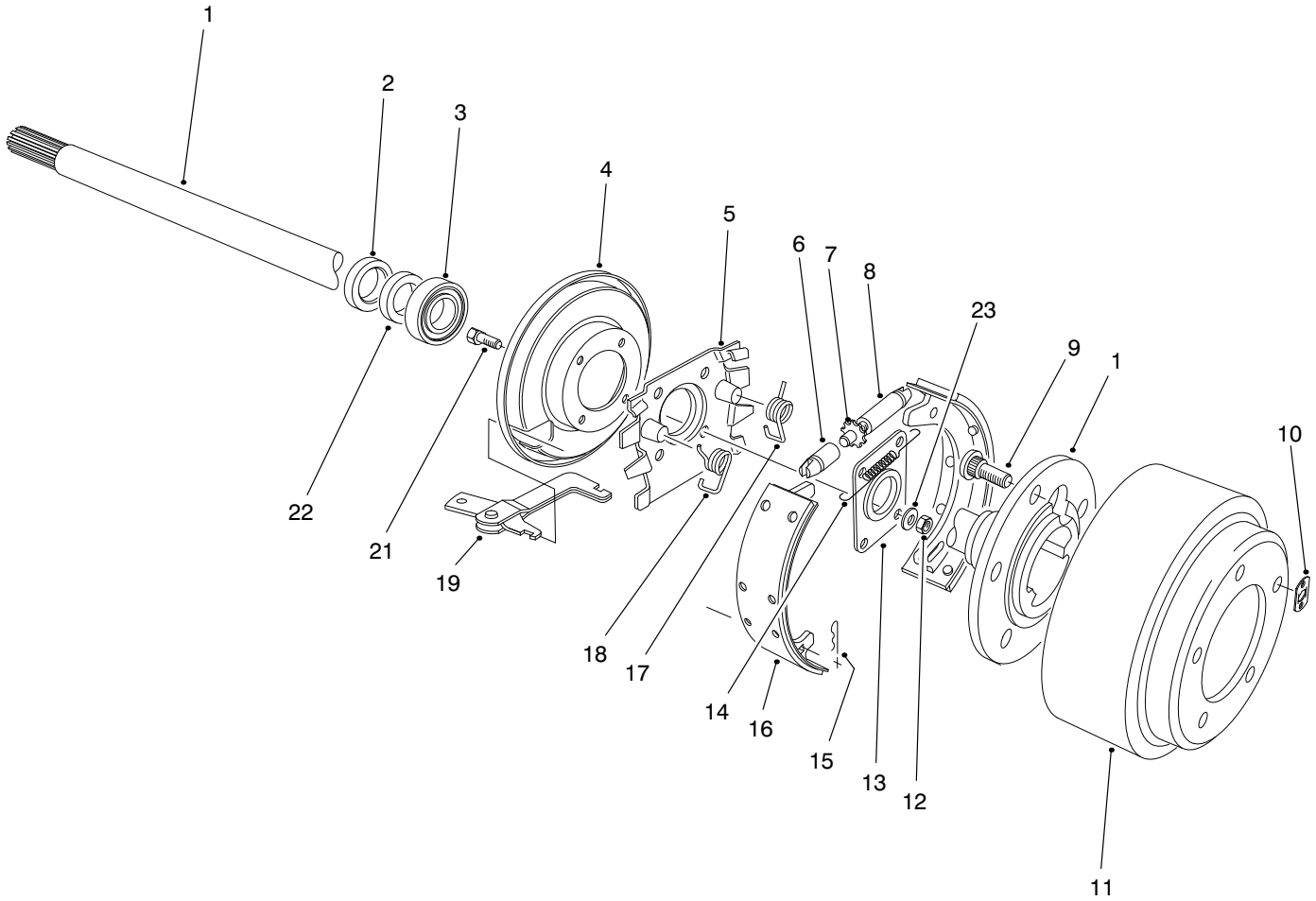
T-1315-1

## FRONT AXLE ASM NO. 94-6933 (Continued)

Ref. No.	Part No.	Description	No. Used	Ref. No.	Part No.	Description	No. Used
22	72-3600	Shim .151-Diff. Adjust.	A/R	34	75-0721	Housing-Lower	1
23	254-91	Cone-Bearing	1	35	21-8120	Diff. Adjust. Shim .030	A/R
24	21-8390	Cup-Bearing	1	36	21-8110	Diff. Adjust. Shim .010	A/R
25	21-8020	Spacer-Front Pinion	1	37	21-8100	Diff. Adjust. Shim .005	A/R
26	93-3619	Upper Housing (Incl. Ref. #11)	1	38	21-8090	Diff. Adjust. Shim .003	A/R
27	254-66	Cup-Tapered Bearing	2	39	72-9420	Asm-Vent Tube	1
28	254-65	Cone-Tapered Bearing	2	40	83-4910	Coupler-Pinion	1
†29		Gear-Ring	1	41	71-4330	Seal	1
30	21-7710	Pin-Roll	1	*	93-3618	Asm-Gear & Pinion (Incl. Ref. #8 & 29)	1
31	21-7700	Shaft-Pinion Mate	1	*	93-3617	Asm-Differential (Incl. Ref. #4-10, 14-33, 35-38, 40 & 41)	1
32	21-7770	Screw-Drive Gear	5				
33	21-7670	Case-Differential	1				

\*Not Illustrated

†Not Serviced Separately



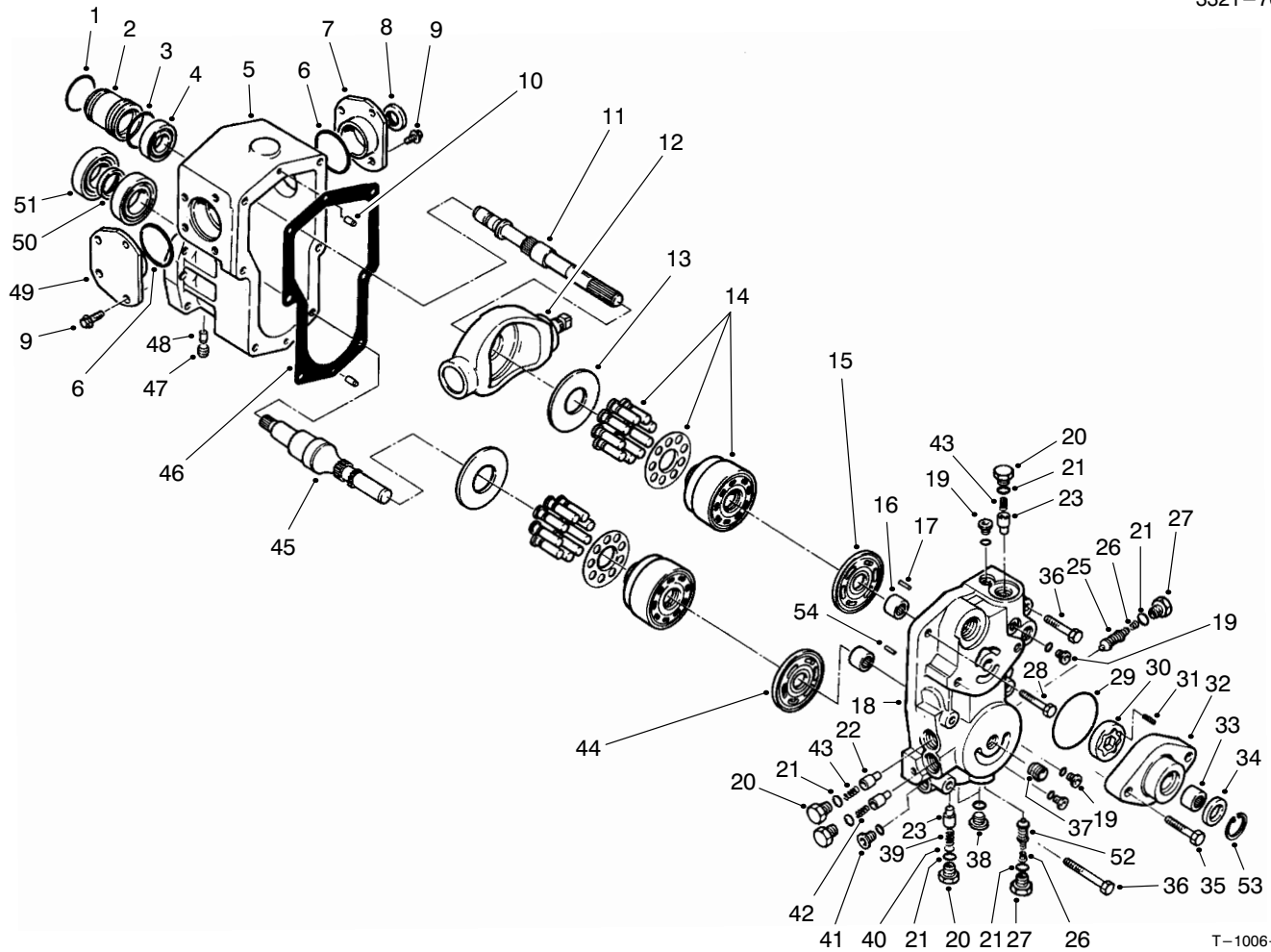
T-2664

### BRAKE ASM

Ref. No.	Part No.	Description	No. Used
1	27-6862	Shaft-Axle, Flanged LH	1
*	27-6852	Shaft-Axle, Flanged RH	1
2	92-1774	Seal-Oil	2
3	21-8180	Bearing	2
4	21-9450	Shield-Dust	2
5	43-6810	Spider-Torque	2
6	21-9390	Socket-Adjusting Screw	2
7	21-9370	Screw-Adjusting	2
8	21-9380	Nut-Pivot	2
9	242-34	Stud-Flange, Axle	10
10	21-8360	Clip-Retaining	2
11	28-0680	Drum-Brake	2
12	94-6935	Nut-Lock	8

Ref. No.	Part No.	Description	No. Used
13	28-0670	Seal-Oil	2
14	21-9440	Spring-Adjusting Screw	2
15	21-9460	Retainer-Brake, Parking	4
16	84-8590	Asm-Shoe & Lining	4
17	21-9420	Spring-Shoe Return, LH	2
18	21-9430	Spring-Shoe Return, RH	2
19	24-9180	Lever, Brake, Parking	2
21	94-6934	Screw-HSH	8
22	24-8840	Ring-Bearing, Wheel	2
23	94-6936	Washer-Flat	8
*	84-8600	Set of Lined Brake Shoes	1
*	92-8775	Kit-Gasket, Liquid	1

\*Not Illustrated



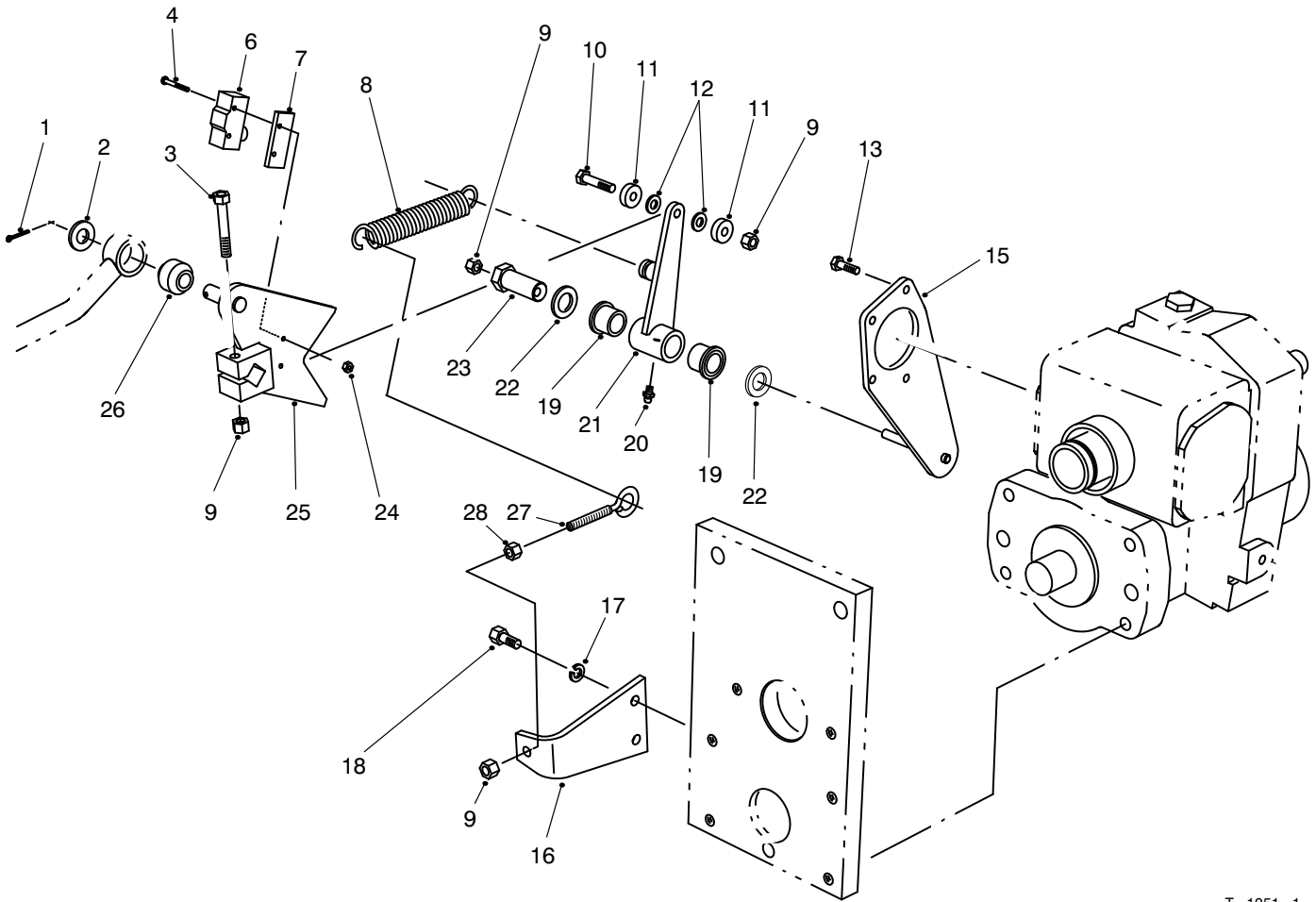
T-1006-1

## TRANSMISSION ASM NO. 75-0012

Ref. No.	Part No.	Description	No. Used
1	75-0430	Ring-Retaining	1
2	75-0150	Guide-Seal	1
3	75-0410	O-Ring	1
4	75-0520	Bearing-Ball	1
5	75-0020	Housing	1
6	75-0210	O-Ring	2
7	86-7520	Asm-Trunnion Cover RH	1
8	75-0230	Seal-Lip	1
9	75-0090	Screw-HH	8
10	75-0480	Pin	2
11	86-7540	Shaft-Pump	1
12	75-0390	Plate-Swash	1
13	75-0400	Plate-Thrust	2
14	75-0470	Kit-Cylinder Block	2
15	75-0380	Plate-Valve	1
16	75-0500	Bearing-Needle	2
17	75-0510	Pin	1
18	75-0040	Center Section	1
19	75-0170	Plug-Straight Thread	4
20	75-0060	Plug	4
21	75-0240	O-Ring	6
22	75-0290	Spring	2
23	75-0260	Valve-Relief	4
24	75-0130	Screw-HH	3
25	93-0097	Valve-SCR	1
26	75-0140	Spring-Conical	1
27	75-0190	Plug-Special	2

Ref. No.	Part No.	Description	No. Used
28	75-0120	Screw-HH	1
29	75-0370	O-Ring	1
30	75-0360	Gerotor	1
31	75-0350	Pin	1
32	83-4780	Housing-Charge Pump	1
33	75-0340	Bearing-Needle	1
34	75-0330	Seal-Lip	1
35	75-0110	Screw-HH	2
36	75-0180	Screw-HH	2
37	75-0320	Nipple	1
38	75-0200	Plug-Straight Thread	2
39	75-0270	Spring	1
40	75-0310	Shim	1
41	75-0070	Plug	1
42	75-0280	Spring	1
44	93-0083	Plate-Valve	1
45	75-0440	Shaft-Motor	1
46	75-0030	Gasket-Housing	1
47	75-0160	Plug-Pipe	1
48	75-0220	Pin	2
49	86-7530	Asm-Trunnion Cover LH	1
50	75-0450	Collar	1
51	75-0460	Bearing-Ball	2
52	75-6930	Valve-SCR	1
53	32120-74	Ring-Retaining	1
54	75-0250	Pin-Slotted	1

\*Not Illustrated

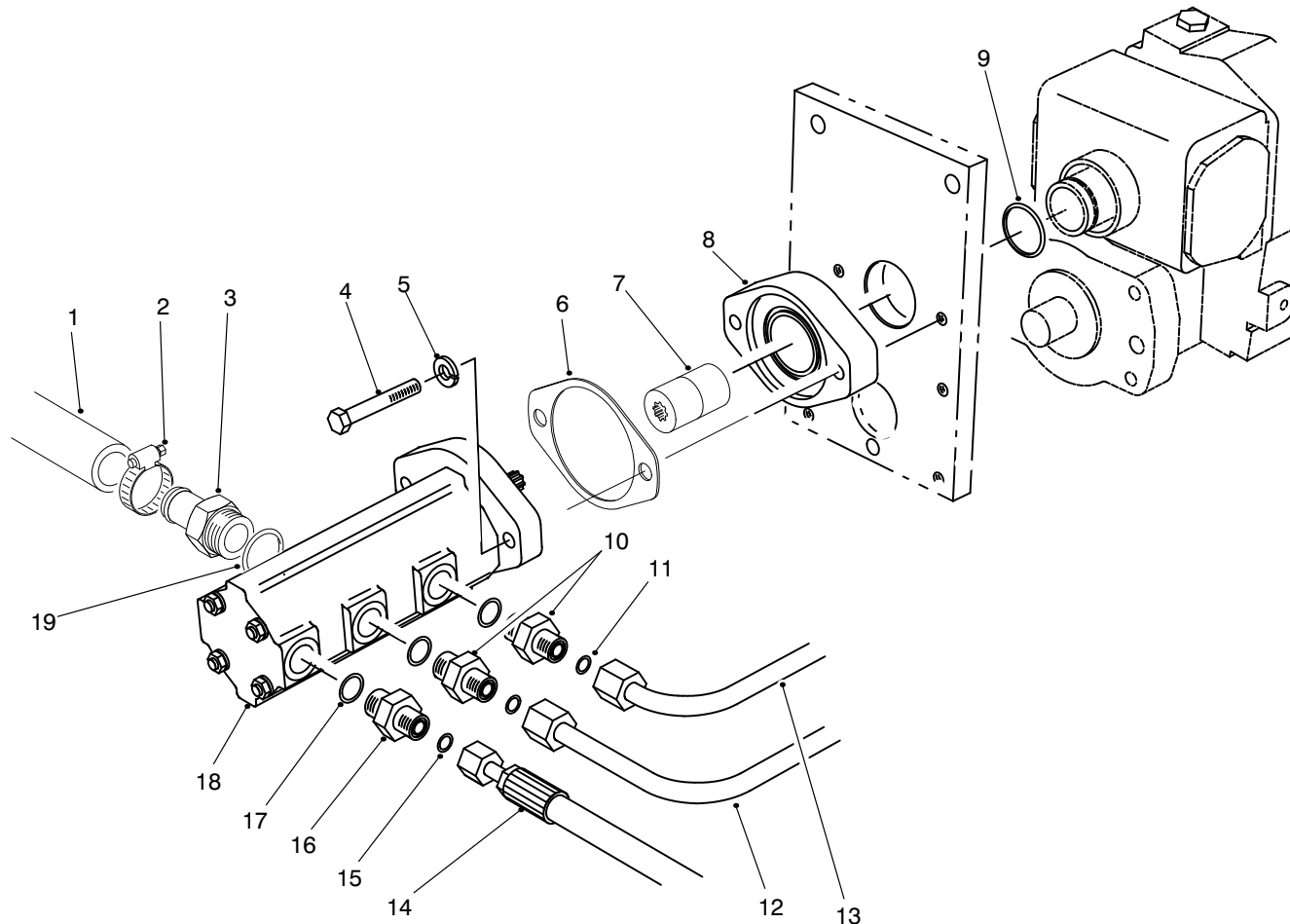


T-1051-1

## TRACTION CONTROL ASM

Ref. No.	Part No.	Description	No. Used
1	3272-10	Pin-Cotter	1
2	3256-26	Washer-Flat	1
3	322-10	Screw-HH	1
4	32105-21	Screw	2
6	29-6162	Switch-Neutral	1
7	75-4130	Plate-Switch	1
8	76-9430	Spring-Extension	1
9	3296-29	Nut-Lock	4
10	322-7	Screw-HH	1
11	251-259	Bearing-Ball	2
12	75-5470	Spacer	2
13	32144-22	Screw-HH	4
15	75-4080	Plate-Traction	1
16	85-9900	Plate-Spring Anchor	1

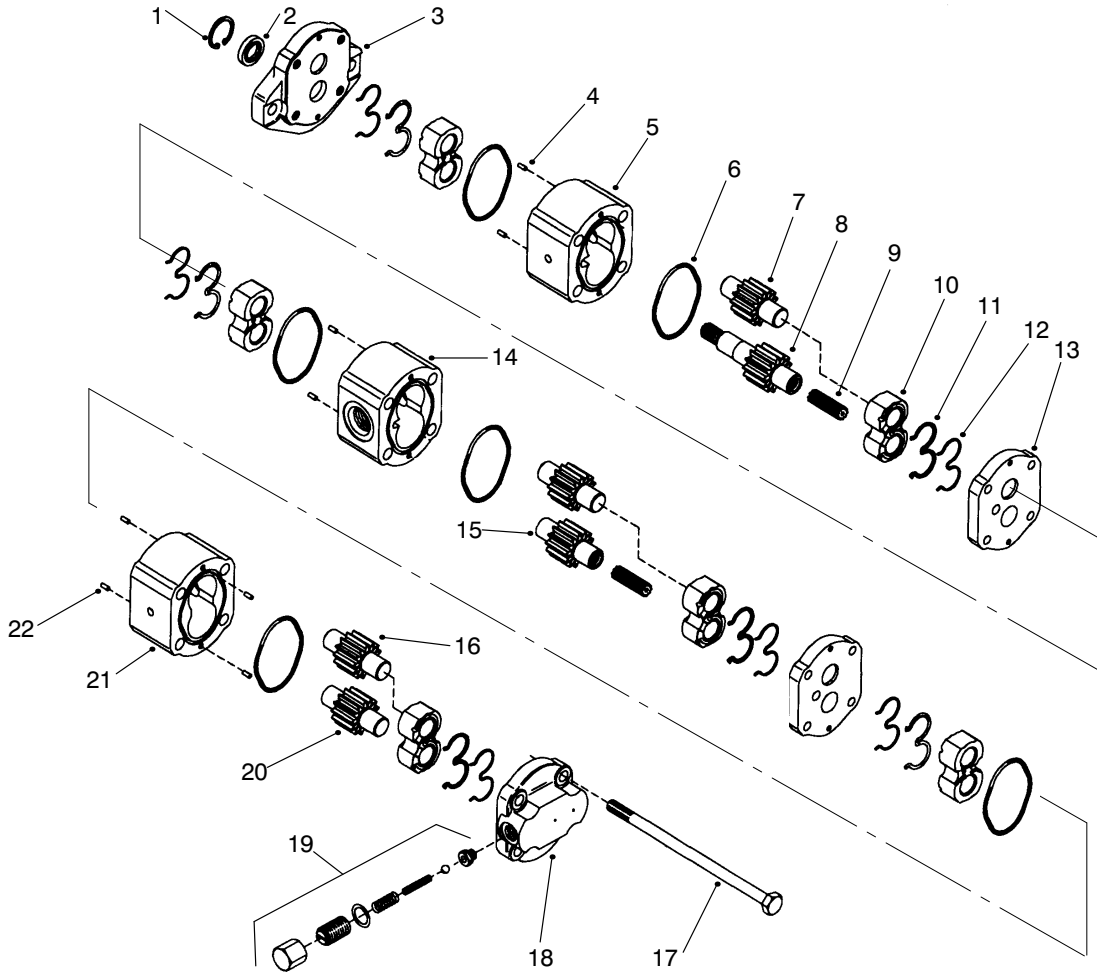
Ref. No.	Part No.	Description	No. Used
17	3253-4	Washer-Lock	2
18	322-3	Screw-HH	2
19	256-113	Bushing-Flange	2
20	302-5	Fitting-Grease	1
21	92-2581	Asm-Switch Arm (Incl. Ref. #19 & 20)	1
22	3-6498	Washer-Thrust	2
23	76-8640	Stud-Traction	1
24	3296-9	Nut-Hex.	2
25	75-4100	Control-Pump	1
26	23-2270	Bushing-Rubber	1
27	85-9910	Eyebolt	1
28	3217-6	Nut-Hex.	1



T-1928-1

## GEAR PUMP INSTALLATION ASM

Ref. No.	Part No.	Description	No. Used	Ref. No.	Part No.	Description	No. Used
1	75-6870	Hose-Suction	1	11	237-30	O-Ring	2
2	2412-34	Clamp-Hose	1	12	93-3643	Tube-Hydraulic	1
3	354-78	Fitting-Hydraulic (Incl. Ref. #19)	1	13	93-3642	Tube-Hydraulic	1
4	323-12	Screw-HH	2	14	75-6240	Hose-Hydraulic	1
5	3253-5	Washer-Lock	2	15	237-22	O-Ring	1
6	93-3604	Gasket	1	16	340-3	Fitting-Hydraulic Straight (Incl. Ref. #15 & 17)	1
7	93-1396	Coupler-Trans.	1	17	237-79	O-Ring	3
8	75-4400	Adaptor-Transmission	1	18	98-9796	Asm-Pump, Gear	1
9	237-163	O-Ring	1	19	237-146	O-Ring	1
10	340-4	Fitting-Hydraulic Straight (Incl. Ref. #11 & 17)	2				



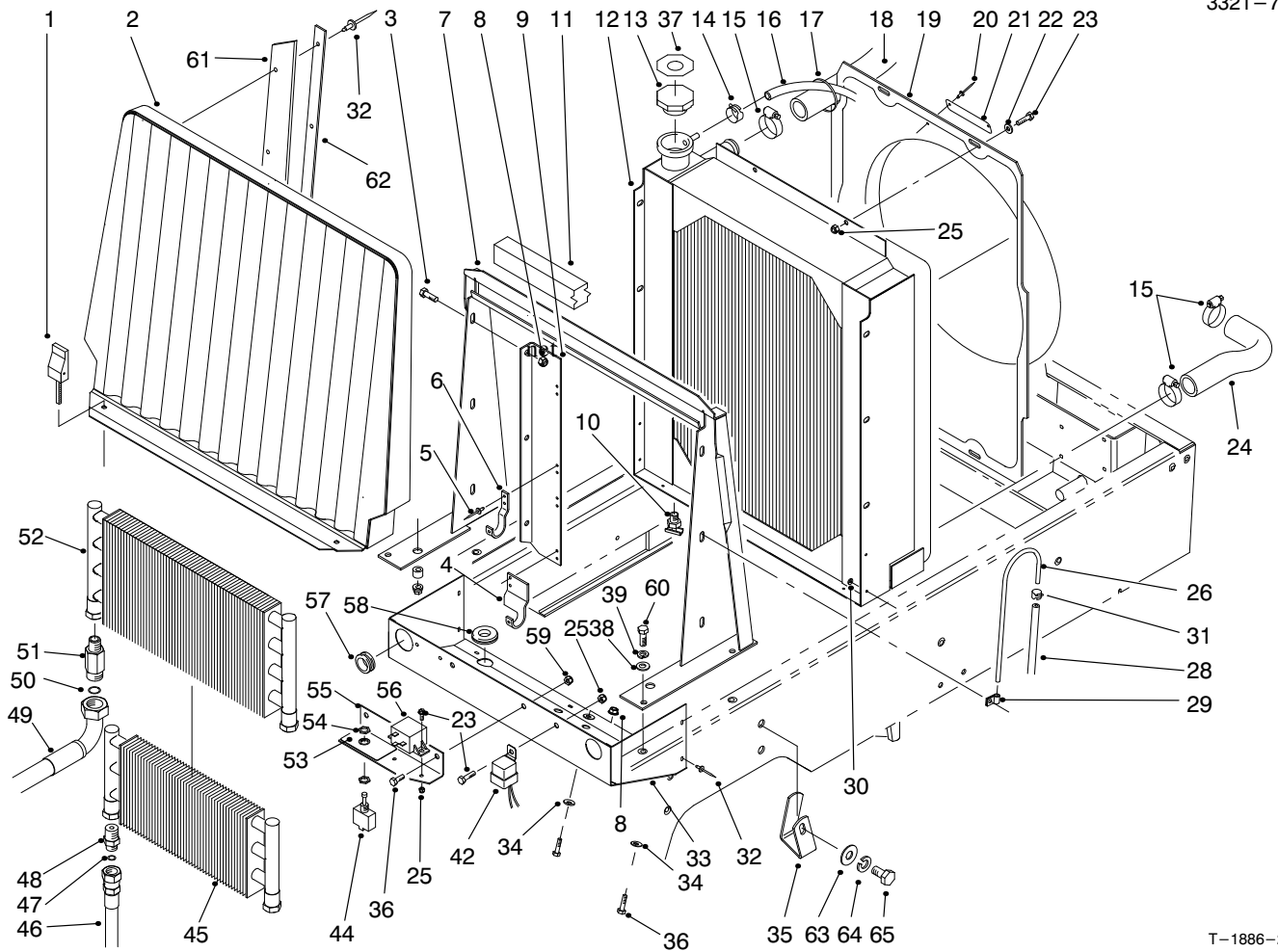
T-1935-1

## HYDRAULIC PUMP NO. 98-9796

Ref. No.	Part No.	Description	No. Used
1		Ring-Retaining	1
2		Seal-Shaft	1
3		Flange	1
4	93-4278	Pin-Dowel	4
5		Housing	1
6		O-Ring	2
7		Gear-Idler	1
8		Gear-Drive	1
9	93-4280	Coupling	2
10		Bearing	2
11		E-Seal	2
12		Ring-Backup	2
13	93-4279	Plate-Distance	2
14		Housing	1
15		Gear-Idler	1
16		Gear-Idler	1
17	93-4283	Bolt	4

Ref. No.	Part No.	Description	No. Used
18	93-4282	Block-Valve	1
19	93-4277	Kit-Valve	1
20		Gear-Idler	1
21		Housing	1
22	93-4281	Pin-Dowel	4
*	93-4268	Kit-Flange (Incl. Ref. #1-3)	1
*	98-9798	Kit-Housing, Section 1 (Incl. Ref. #6, 7, 10-12, 14 & 15)	1
*	98-9797	Kit-Housing, Section 2 (Incl. Ref. #5-8, & 10-12)	1
*	98-9799	Kit-Housing, Section 3 (Incl. Ref. #6, 10-12, 16, & 20-21)	1
*	99-8353	Kit-Individual Pieces (Incl. Ref. #2, 6, 11, & 12)	1

\*Not Illustrated



T-1886-2

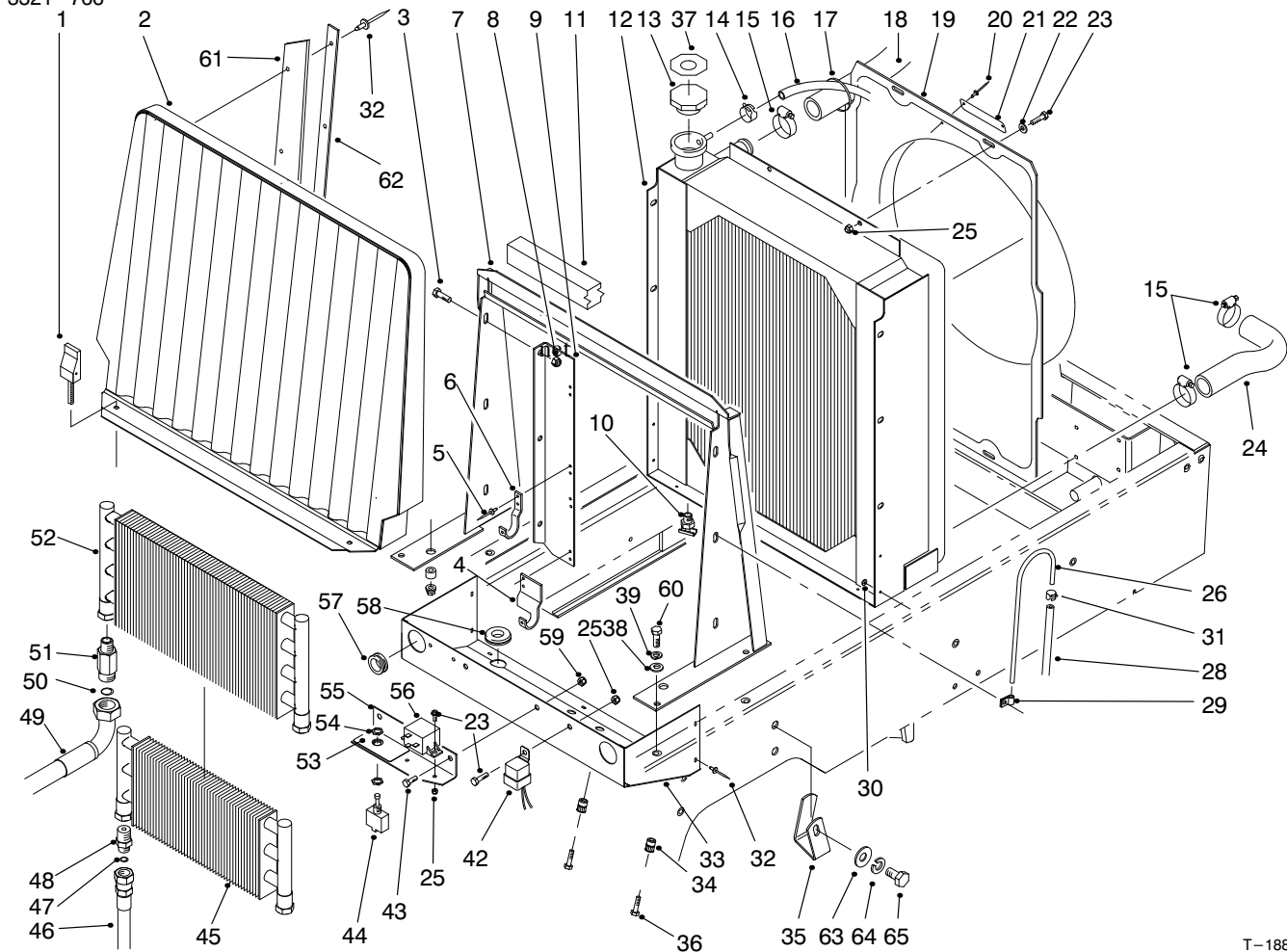
## RADIATOR ASM

Ref. No.	Part No.	Description	No. Used
1	93-1374	Latch-Swell	2
2	93-0032	Housing-Front Screen	1
3	3234-5	Screw-Whiz Lock	6
4	93-0090	Bracket-Mount RH, Cooler	1
*4	93-0089	Bracket-Mount LH, Cooler	1
5	3269-15	Rivet-Pop	8
6	75-0930	Hook-Oil Cooler	4
7	98-9317	Support-Radiator	1
8	32128-20	Nut-Whiz	8
9	93-0030	Asm-Cooler Mount RH (Incl. Ref. #4-6)	1
*	93-0071	Asm-Cooler Mount LH (Incl. Ref. #*4-6)	1
10	304-46	Drain-Radiator	1
11	93-0005	Strip-Foam, Top	1
12	98-4507	Radiator	1
13	66-3240	Cap-Radiator	1
14	92-2379	Clamp-Hose	1
15	2412-34	Clamp-Hose	4
16	75-2851	Hose-Expansion Tank	1
17	3290-378	Tie-Cable	1
18	98-4511	Hose-Radiator Upper	1
19	98-4571	Shroud-Fan	1
20	3290-271	Rivet-Pop	2

Ref. No.	Part No.	Description	No. Used
21	98-9335	Plate-Caution	1
22	3256-22	Washer-Flat	4
23	321-4	Screw-HH	7
24	98-4512	Hose-Radiator Lower	1
25	3296-42	Nut-Lock	7
26	66-3180	Tube-Vent	1
28	75-4701	Hose-Fuel Vent	1
29	2412-103	Clamp-R	2
30	3269-10	Washer-Back-up	7
31	2412-98	Clamp-Hose	1
32	3269-13	Rivet-Pop	17
33	93-0025	Shield-Radiator	1
34	3256-2	Washer-Flat	4
35	98-4591	Clamp-Hose LH	1
*	98-4592	Clamp-Hose RH	1
36	322-2	Screw-HH	4
37	93-7840	Decal-Radiator Cap	1
38	3256-23	Washer-Flat	4
39	3253-4	Washer-Lock	4
42	63-7590	Relay-Starter	1
44	99-8352	Switch-Backlap (Incl. Ref. #54)	1
45	24-0760	Exchanger-Heat	1

\*Not Illustrated

3321-766

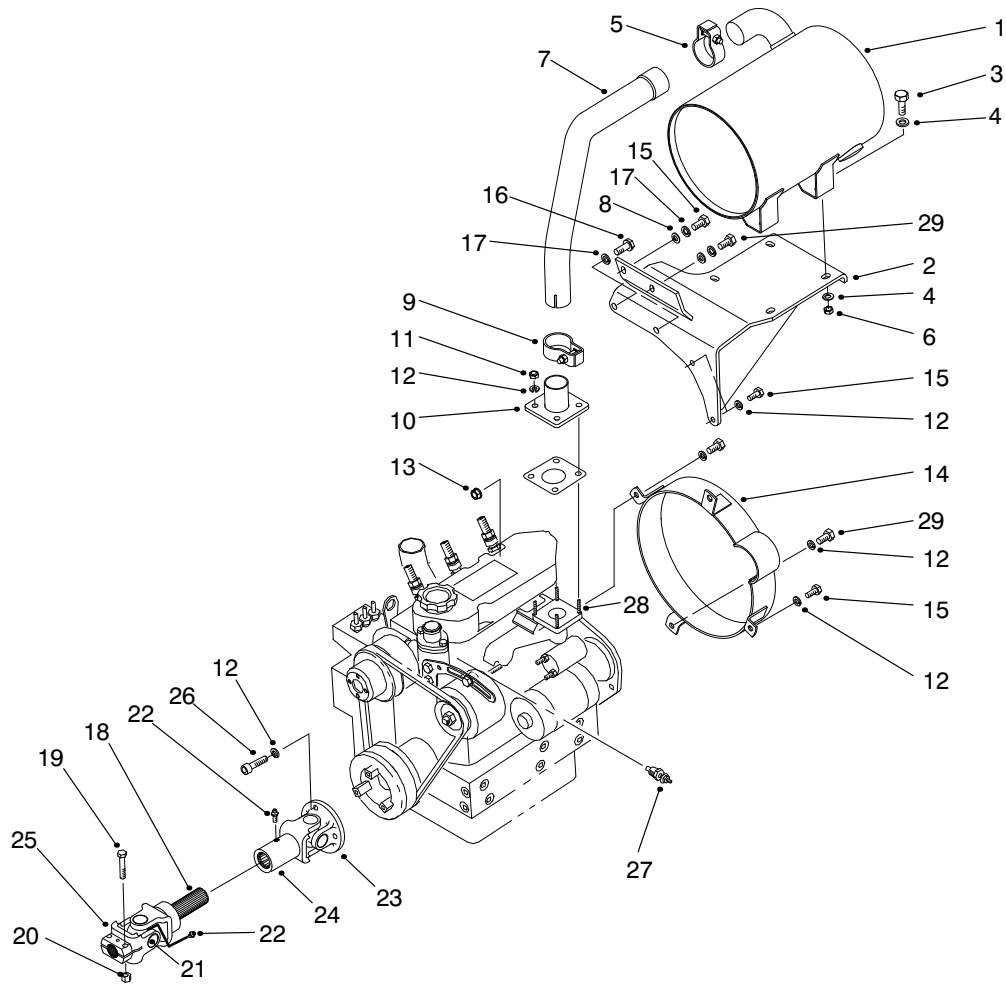


T-1886-2

## RADIATOR ASM (Continued)

Ref. No.	Part No.	Description	No. Used	Ref. No.	Part No.	Description	No. Used
46	93-0076	Hose-Trans. to Cooler	1	54	218-498	Nut-Lock	2
*	93-0075	Hose-Trans. to Cooler	1	55	75-3390	Bracket-Backlap	1
47	237-22	O-Ring	2	56	66-8800	Relay-Glow Plug	1
48	340-124	Fitting-Straight (Incl. Ref. #47)	2	57	240-3	Grommet	2
49	93-0077	Hose-Cooler, RH	1	58	93-0082	Grommet	2
*	93-0078	Hose-Cooler, LH	1	59	3296-29	Nut-Lock	2
50	237-65	O-Ring	2	60	322-5	Screw-HH	4
51	92-4999	Fitting-Hydraulic 90° (Incl. Ref. #50)	2	61	93-3623	Strip-Sealing, Radiator	2
52	75-1040	Cooler-Oil	1	62	93-3624	Plate-Retaining	2
53	93-6684	Decal-Backlap	1	63	3256-26	Washer-Flat	2
53	84-3260	Decal-Backlap (Japan)	1	64	3253-7	Washer-Lock	2
				65	325-2	Screw-HH	2

\*Not Illustrated

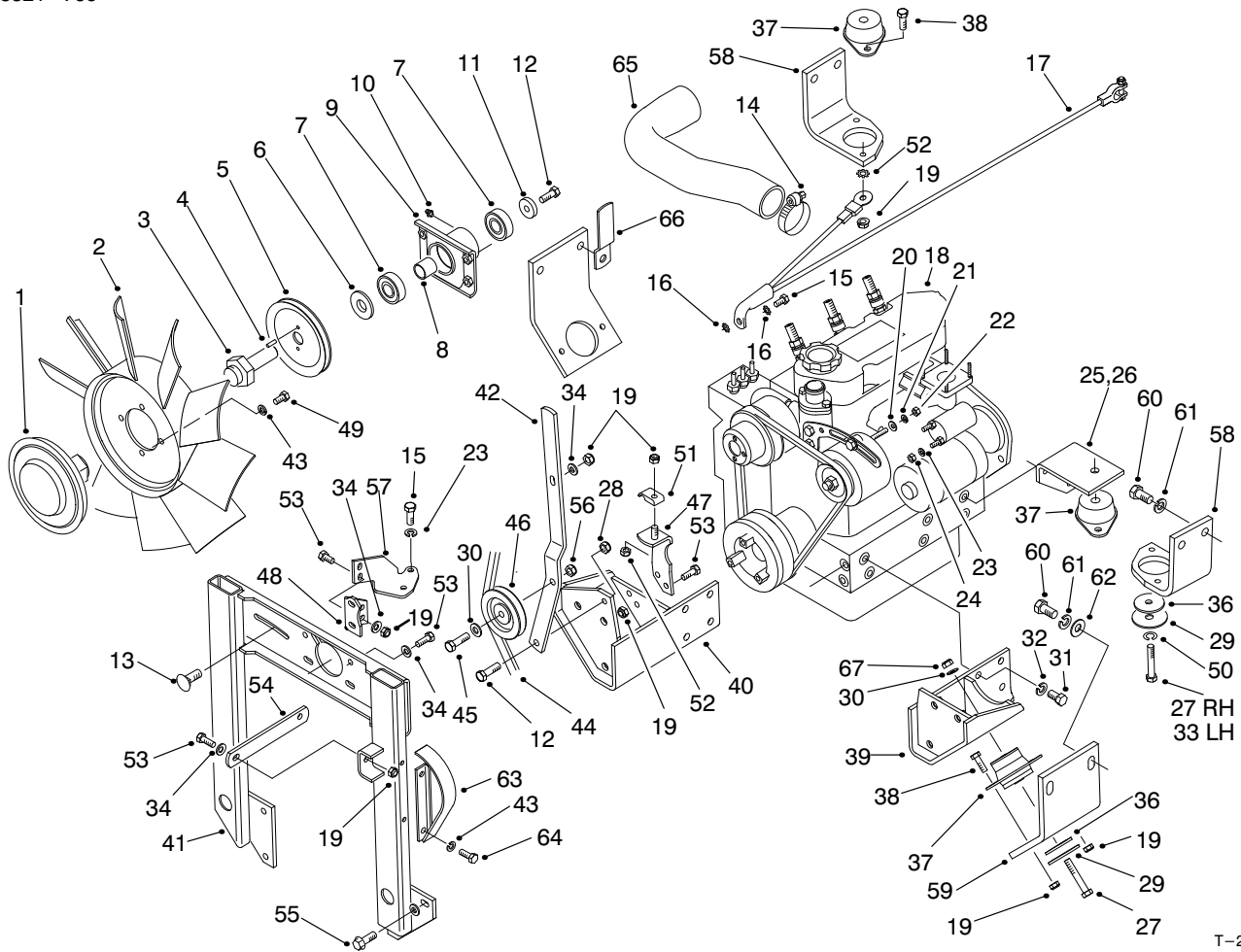


T-2900-2

## MUFFLER & PUMP DRIVE ASM

Ref. No.	Part No.	Description	No. Used	Ref. No.	Part No.	Description	No. Used
1	98-9794	Muffler	1	18	98-9765	Yoke-Shaft	1
2	98-4555	Bracket-Muffler	1	19	322-9	Screw-HH	2
3	323-6	Screw-HH	4	20	3296-29	Nut-Lock	2
4	3256-4	Washer-Flat	8	21	98-9766	Kit-U-Joint	2
5	98-9310	Clamp-Muffler	1	22	302-5	Fitting-Grease	2
6	3296-39	Nut-Lock	4	23	98-9769	Yoke-Flange	1
7	98-9745	Tube-Exhaust	1	24	98-9767	Yoke-Slip Tube	1
8	33094-00	Washer-Flat	2	25	98-9768	Yoke-End	1
9	98-9309	Clamp-Muffler	1	26	98-9322	Screw-HSH	3
10	98-4527	Pipe-Engine Exhaust	1	27	98-9346	Sender-Temp.	1
11	33014-00	Nut-Lock	4	28	42-9560	Stud	4
12	42-9850	Washer-Lock	9	29	33114-020	Screw-HH	2
13	33024-00	Nut-Lock	1	*	98-4593	Asm-Drive Shaft (Incl. Ref. #18, 21-25)	1
14	98-4564	Guard-Flywheel	1	*	75-6880	Screen-Spark Arrester (Optional)	1
15	33114-025	Screw-HH	5				
16	43-0090	Screw-HH	2				
17	42-9600	Washer-Lock	2				

\*Not Illustrated

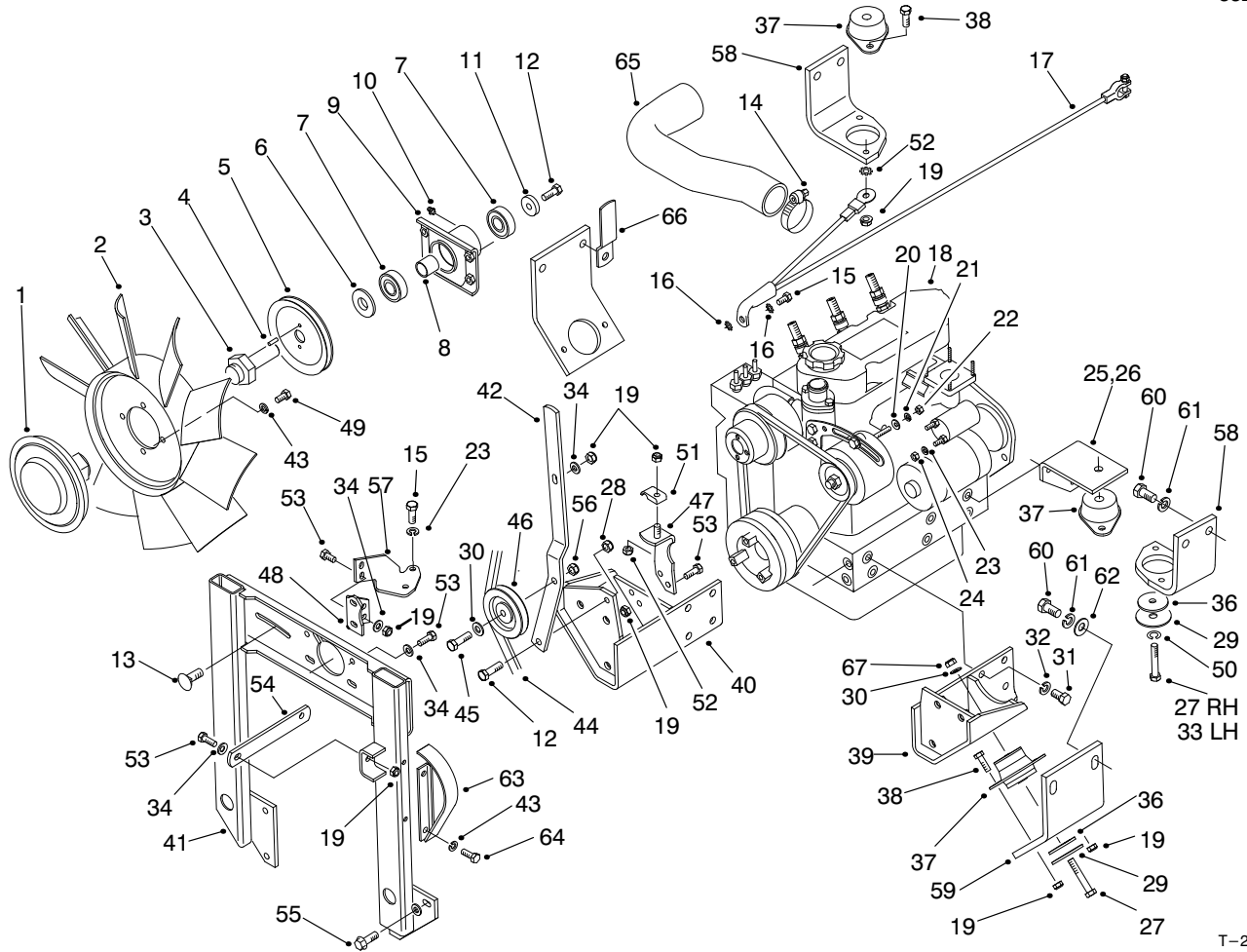


T-2901-1

## ENGINE INSTALLATION ASM

Ref. No.	Part No.	Description	No. Used
1	74-5520	Clutch-Fan	1
2	75-3780	Fan	1
3	75-6380	Shaft-Fan	1
4	32121-2	Pin-Roll	2
5	98-9313	Pulley-Fan	1
6	47-0110	Spacer-Spindle	1
7	251-318	Bearing-Ball	2
8	75-5310	Spacer-Bearing	1
9	75-4450	Hub-Fan Drive	1
10	302-10	Fitting-Grease 45°	1
11	67-1630	Spacer-Fan	1
12	323-6	Screw-HH	2
13	3230-2	Bolt-Carriage	1
14	2412-92	Clamp-Hose	1
15	98-9322	Screw-HH	1
16	3255-9	Washer-Lock	2
17	98-4598	Cable-Battery (Ground)	1
18	98-9300	Asm-Engine	1
19	3296-29	Nut-Lock	15
20	3256-78	Washer-Flat	1
21	43-5930	Washer-Lock	1
22	48-7890	Nut-Hex.	1
23	42-9850	Washer-Lock	2

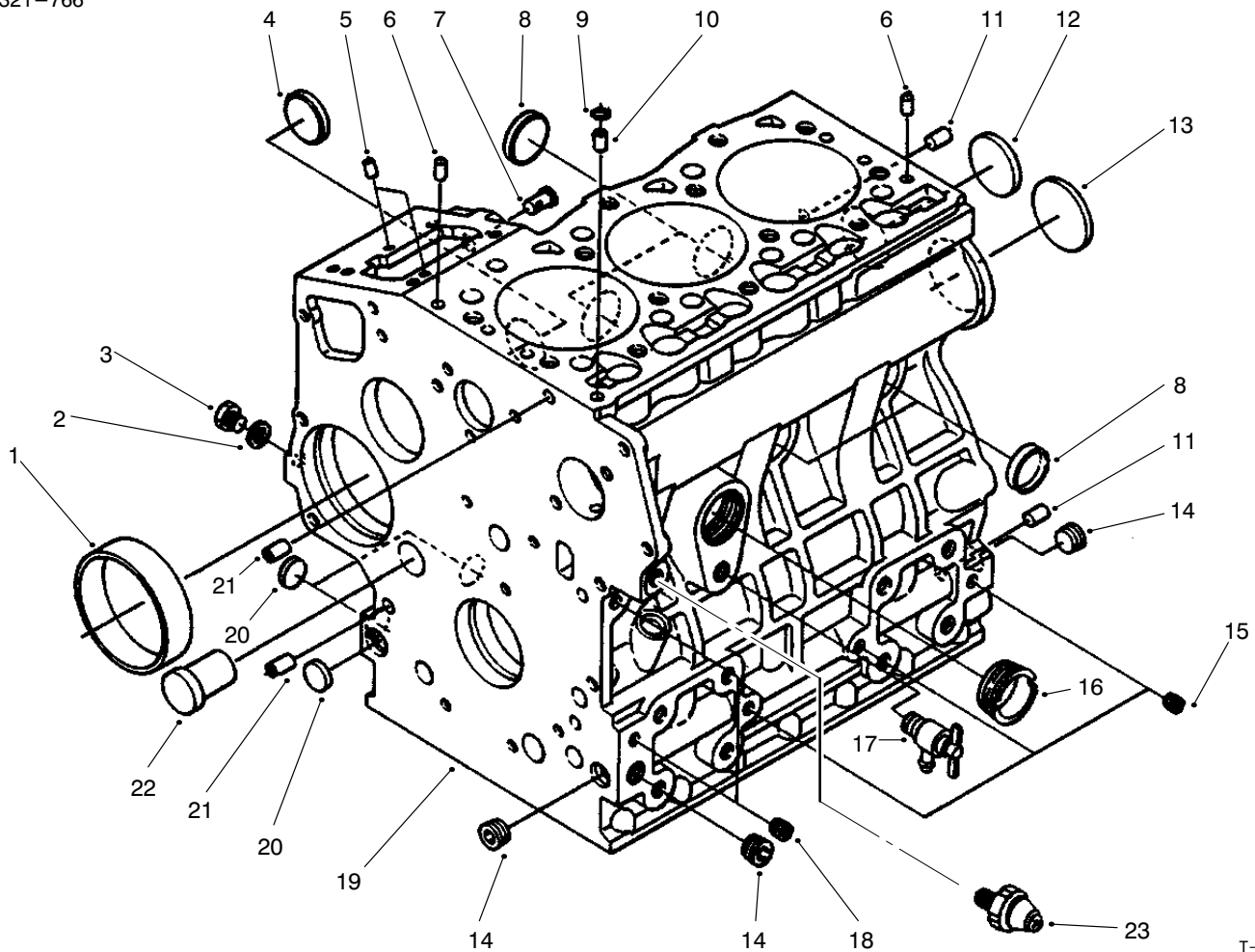
Ref. No.	Part No.	Description	No. Used
24	57-6390	Nut-Lock	1
25	98-4515	Bracket-Engine LH Rear	1
26	94-4514	Bracket-Engine RH Rear	1
27	323-12	Screw-HH RH	3
28	3296-39	Nut-Lock	1
29	87-5100	Washer-Snubbing	4
30	3256-24	Washer-Flat	5
31	43-0090	Screw-HH	14
32	42-9600	Washer-Lock	14
33	323-10	Screw-HH LH	1
34	3256-23	Washer-Flat	10
35	33114-016	Screw-HH	2
36	98-4596	Washer-Mount, Engine	4
37	83-1030	Mount-Engine	4
38	322-6	Screw-HH	8
39	98-4539	Bracket-Engine LH Front	1
40	98-4543	Bracket-Engine Mount RH	1
41	98-4530	Support-Fan, Engine	1
42	98-4575	Bracket-Fan Idler	1
43	3253-4	Washer-Lock	6
44	98-9312	Belt-V	1
45	323-8	Screw-HH	1
46	63-8140	Pulley-Idler	1



T-2901-1

## ENGINE INSTALLATION ASM (Continued)

Ref. No.	Part No.	Description	No. Used	Ref. No.	Part No.	Description	No. Used
47	98-9749	Bracket-Mount, Throttle	1	58	98-4513	Bracket-Eng. Left Rear	2
48	98-9740	Bracket-Support, Fan	1	59	93-0095	Bracket-Eng. Front	2
49	322-2	Screw-HH	4	60	3213-2	Screw-HH	8
50	3253-21	Washer-Lock	1	61	3253-7	Washer-Lock	8
51	3-6657	Clamp-Cable	1	62	3256-40	Washer-Flat	4
52	3255-8	Washer-Lock	1	63	98-4561	Shield-Alternator	1
53	322-4	Screw-HH	9	64	32144-14	Screw-HH	2
54	98-4547	Plate-Mount, Fan	1	65	98-4510	Hose-Air Cleaner	1
55	3234-29	Screw-HHF	6	66	98-4594	Clamp-Retainer	1
56	3296-59	Nut-Lock	1	67	32128-36	Nut-HFH	3
57	98-9741	Bracket-Mount, Fan	1				

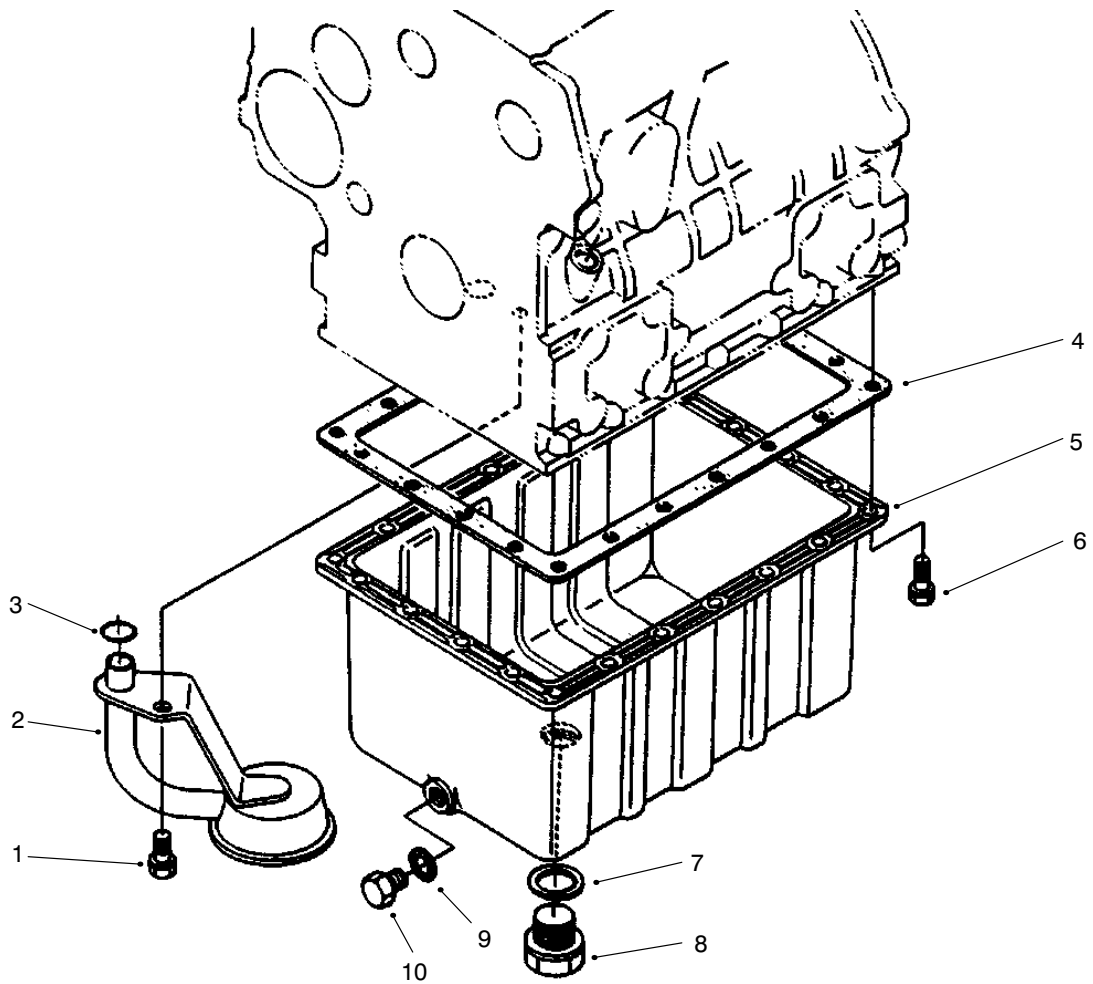


T-2906

### CRANKCASE ASM

Ref. No.	Part No.	Description	No. Used
1	98-9656	Bushing-Governor, Gear	1
2	98-7428	Gasket	1
3	98-7507	Plug	1
4	98-9599	Plug	1
5	98-9375	Pin-Straight	2
6	98-9376	Pin-Straight	2
7	98-9630	Pin-Start Spring	1
8	98-9398	Cap-Sealing	4
9	98-9539	Pin-Pipe	1
10	98-7509	O-Ring	1
11	98-9377	Pin-Straight	2
12	98-7540	Cap-Sealing	1
13	98-9668	Plug	1

Ref. No.	Part No.	Description	No. Used
14	98-9597	Plug	3
15	98-7540	Plug	3
16	98-9667	Plug	1
17	98-9436	Asm-Cock, Drain	1
18	98-7487	Plug	2
19	98-9604	Asm-Crankcase (Incl. Ref. #1-8, 10-16. 18 & 20-22)	1
20	98-9379	Plug	3
21	98-9387	Pin-Pipe	2
22	98-9675	Plug	1
23	98-9416	Switch	1

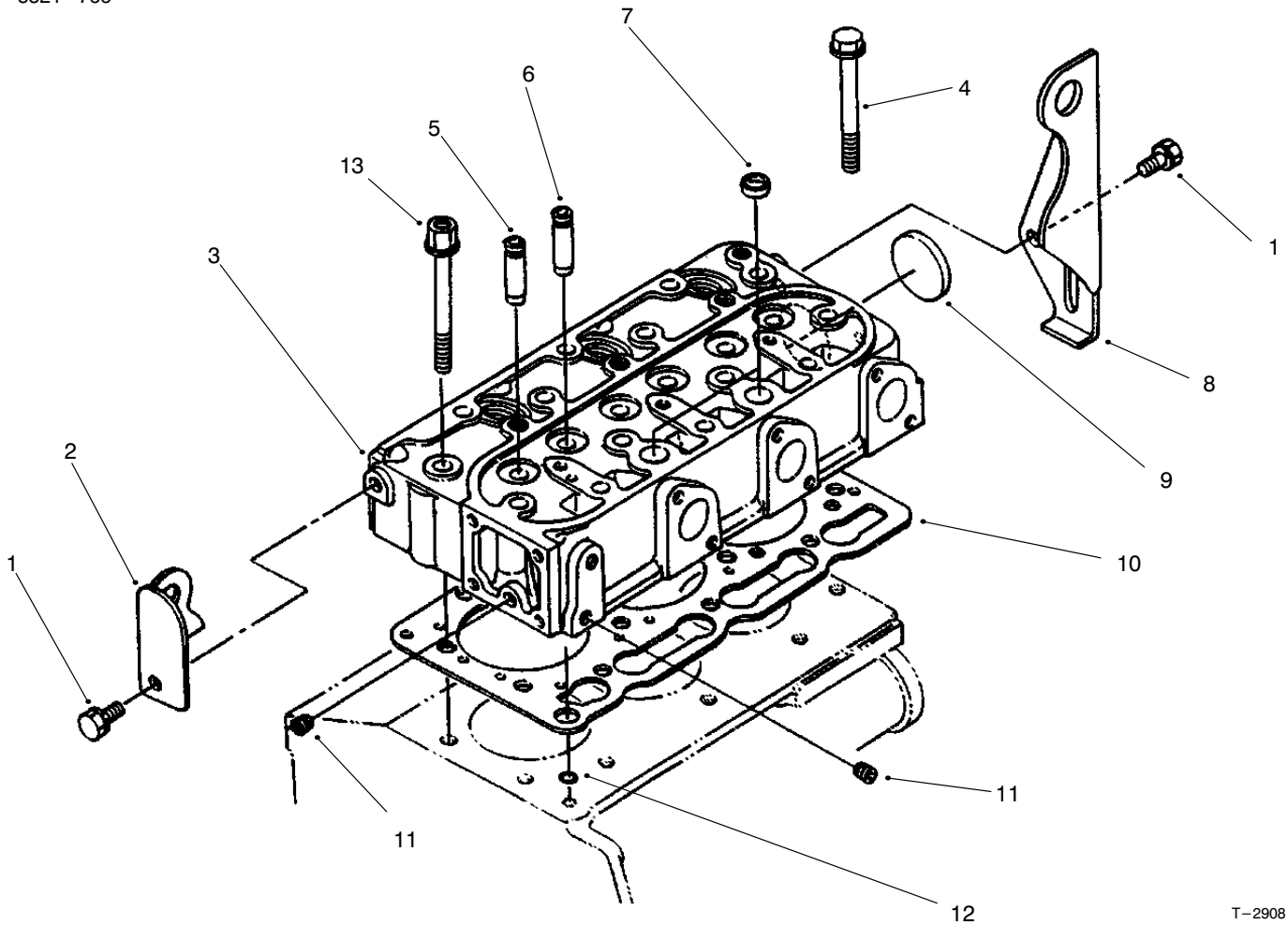


T-2907

### OIL PAN ASM

Ref. No.	Part No.	Description	No. Used
1	98-9358	Bolt	1
2	98-9538	Filter-Oil	1
3	98-7527	O-Ring	1
4	98-9646	Gasket-Oil Pan	1
5	98-9685	Oil Pan	1

Ref. No.	Part No.	Description	No. Used
6	98-9350	Bolt	22
7	98-9399	Gasket	1
8	98-7523	Plug-Drain	1
9	98-7524	Gasket	1
10	98-9386	Plug	1

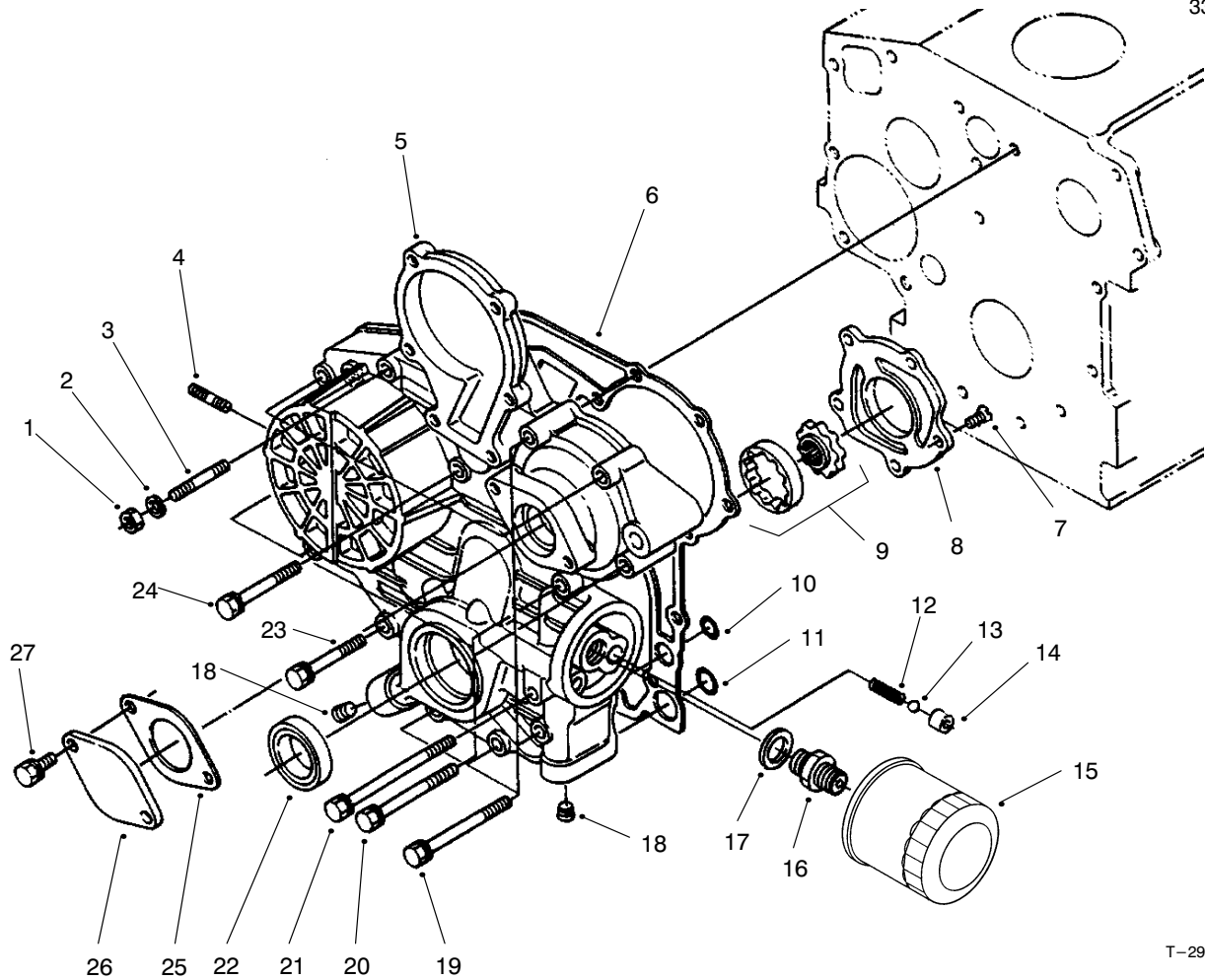


T-2908

### CYLINDER HEAD ASM

Ref. No.	Part No.	Description	No. Used
1	98-7585	Bolt	2
2	98-9477	Hook-Engine	1
3	98-9460	Asm-Cylinder Head (Incl. Ref. #5-7, 9 & 11)	1
4	98-9479	Bolt-Cylinder Head	12
5	98-9499	Guide-Inlet Valve	3
6	98-9500	Guide-Exhaust Valve	3

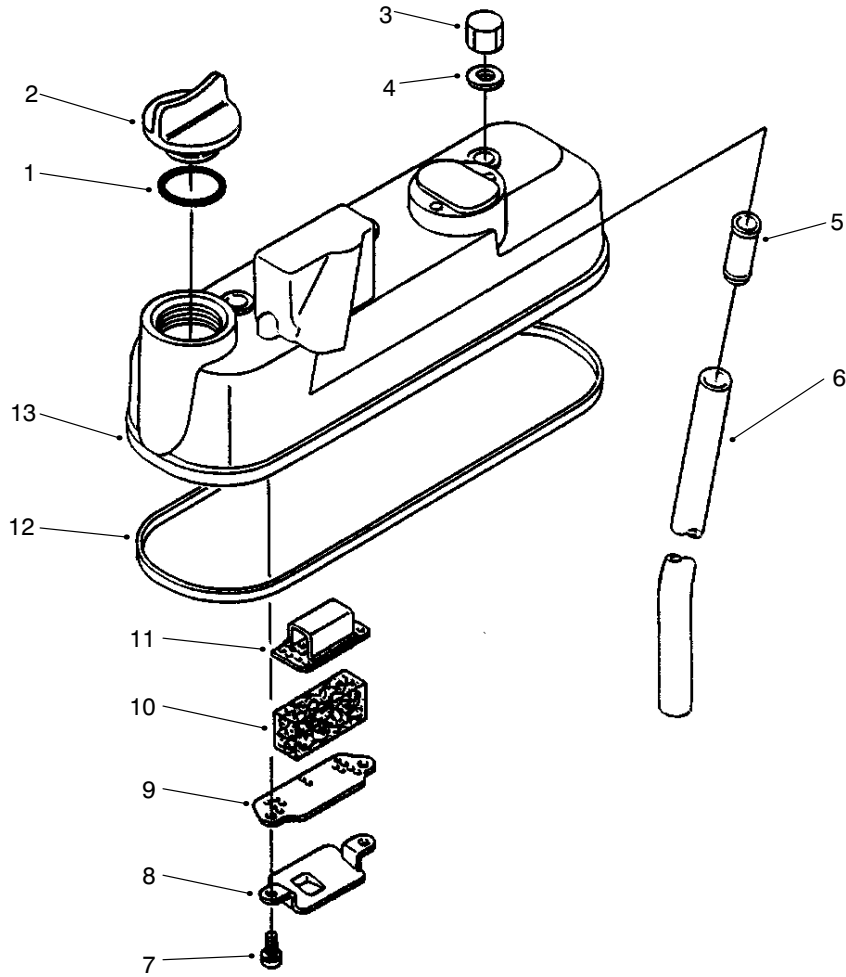
Ref. No.	Part No.	Description	No. Used
7	98-9389	Cap-Sealing	2
8	98-9478	Hook-Engine	1
9	98-9395	Cap-Sealing	1
10	98-9613	Gasket-Cylinder Head	1
11	98-7540	Plug	2
12	98-7509	O-Ring	1
13	98-9647	Bolt-Cylinder Head	2



T-2909

## GEAR CASE & OIL FILTER ASM

Ref. No.	Part No.	Description	No. Used	Ref. No.	Part No.	Description	No. Used
1	98-7572	Nut	1	14	98-9543	Seal-Valve	1
2	98-9367	Washer-Lock	1	15	98-9651	Asm-Cartridge, Oil	1
3	98-9363	Stud	1	16	98-9388	Joint-Pipe	1
4	98-9362	Stud	2	17	98-7562	Washer-Flat	1
5	98-9481	Asm-Case, Gear (Incl. Ref. #7-9, 12-14 & 16-18)	1	18	98-9598	Plug	2
6	98-9633	Gasket-Gear Case	1	19	98-9356	Bolt	2
7	98-9592	Screw	5	20	98-9355	Bolt	6
8	98-9541	Cover-Oil Pump	1	21	98-9586	Bolt	1
9	98-9540	Asm-Rotor, Oil Pump	1	22	98-9482	Seal-Oil	1
10	98-9372	O-Ring	2	23	98-9437	Bolt	1
11	98-7547	O-Ring	2	24	98-7496	Bolt	3
12	98-9544	Spring	1	25	98-9684	Gasket-Gear Case	1
13	98-9380	Ball	1	26	98-9641	Cover	1
				27	98-7692	Bolt	2

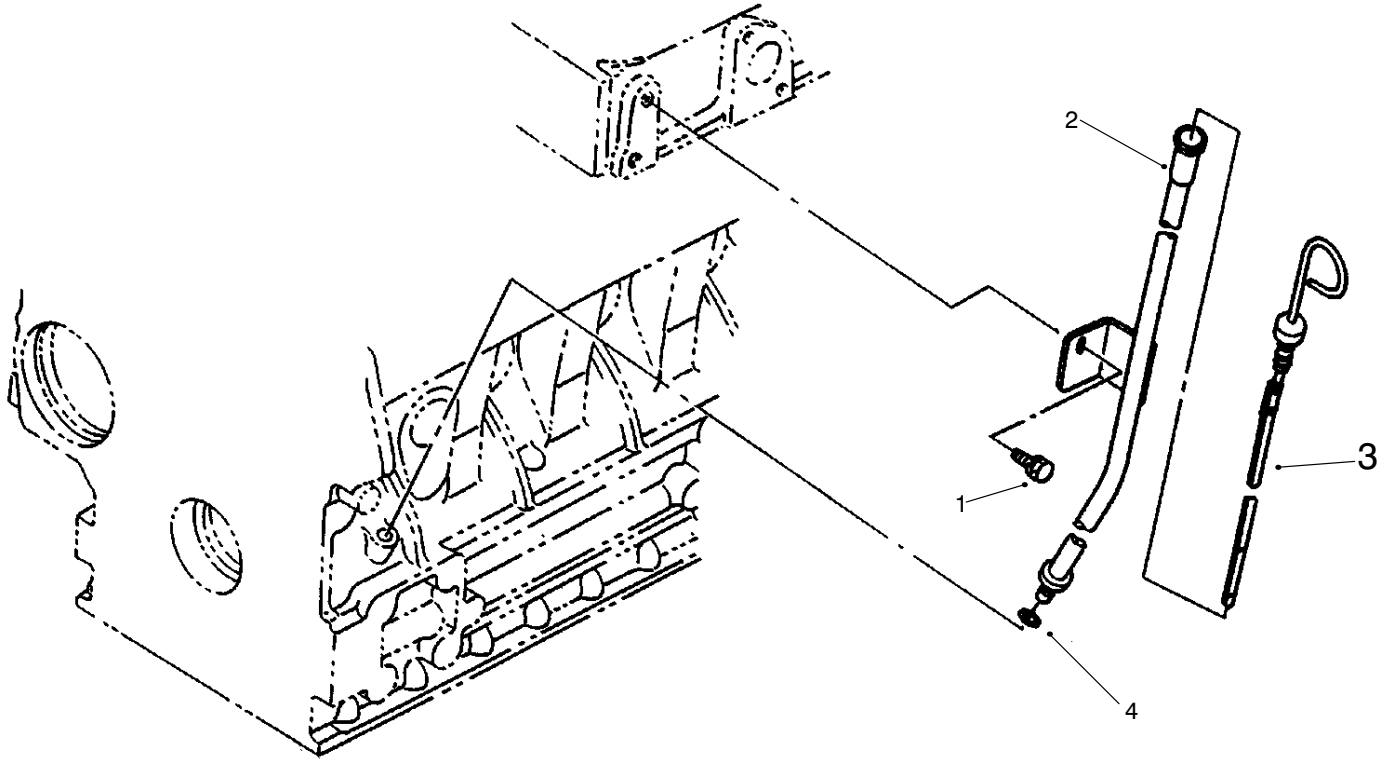


T-2910

### HEAD COVER ASM

Ref. No.	Part No.	Description	No. Used
1	98-7430	O-Ring	1
2	98-9449	Plug-Oil Filler	1
3	98-9455	Nut-Cap	3
4	98-9454	Gasket	3
5	98-9492	Joint-Breather Pipe	1
6	98-9491	Pipe-Breather	1
7	98-9364	Screw w/washer	2

Ref. No.	Part No.	Description	No. Used
8	98-9490	Oil Shield-Breather	1
9	98-9488	Plate-Breather Element	1
10	98-9493	Element-Breather	1
11	98-9489	Plate-Breather Element	1
12	98-9615	Gasket-Head Cover	1
13	98-9614	Asm-Cover, Cylinder Head (Incl. Ref. #5 & 7-12)	1



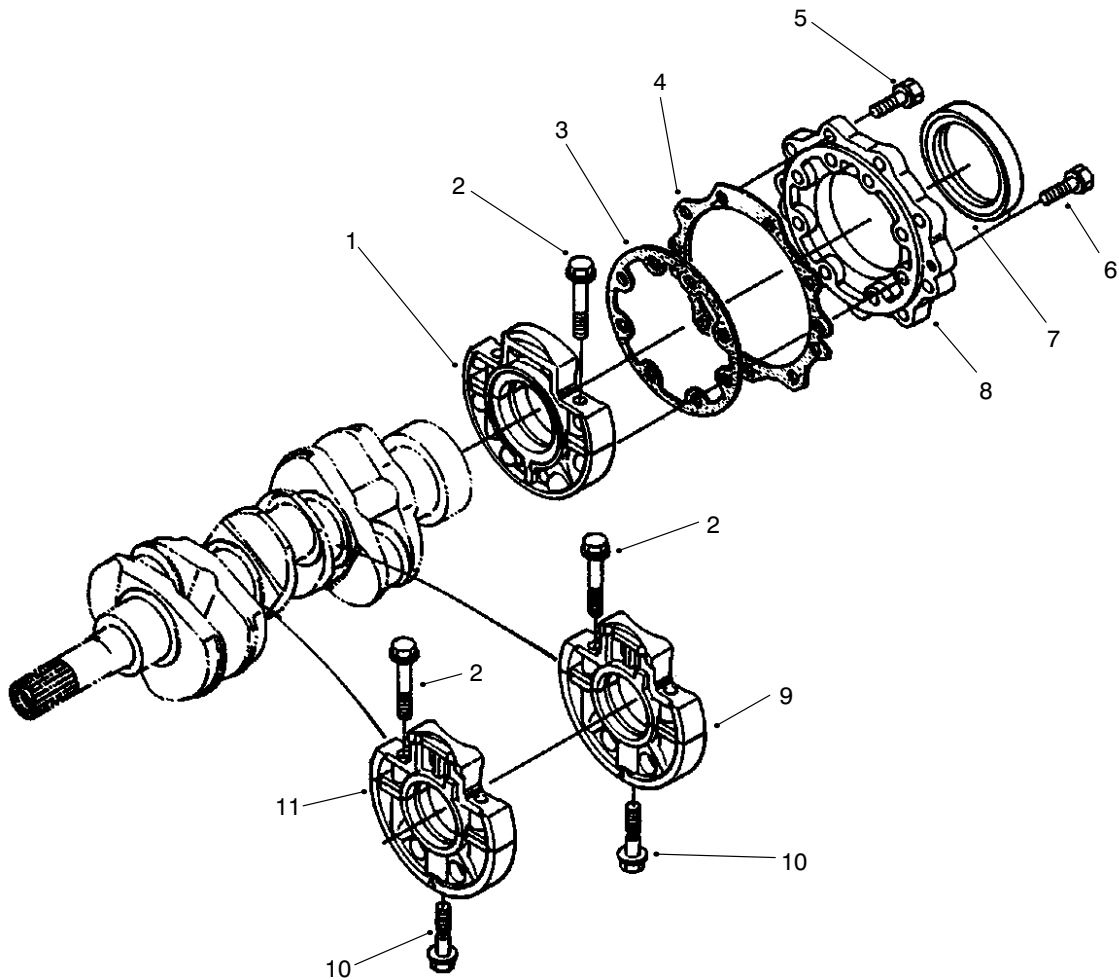
T-2911

### DIPSTICK & GUIDE ASM

Ref. No.	Part No.	Description	No. Used
1	98-7585	Bolt	1
2	98-9671	Guide-Oil Gauge	1
3	98-9670	Gauge-Oil	1

Ref. No.	Part No.	Description	No. Used
4	98-9374	O-Ring	1
*	98-9672	Asm-Guide, Oil Gauge (Incl. Ref. #1 & 4)	1

\*Not Illustrated

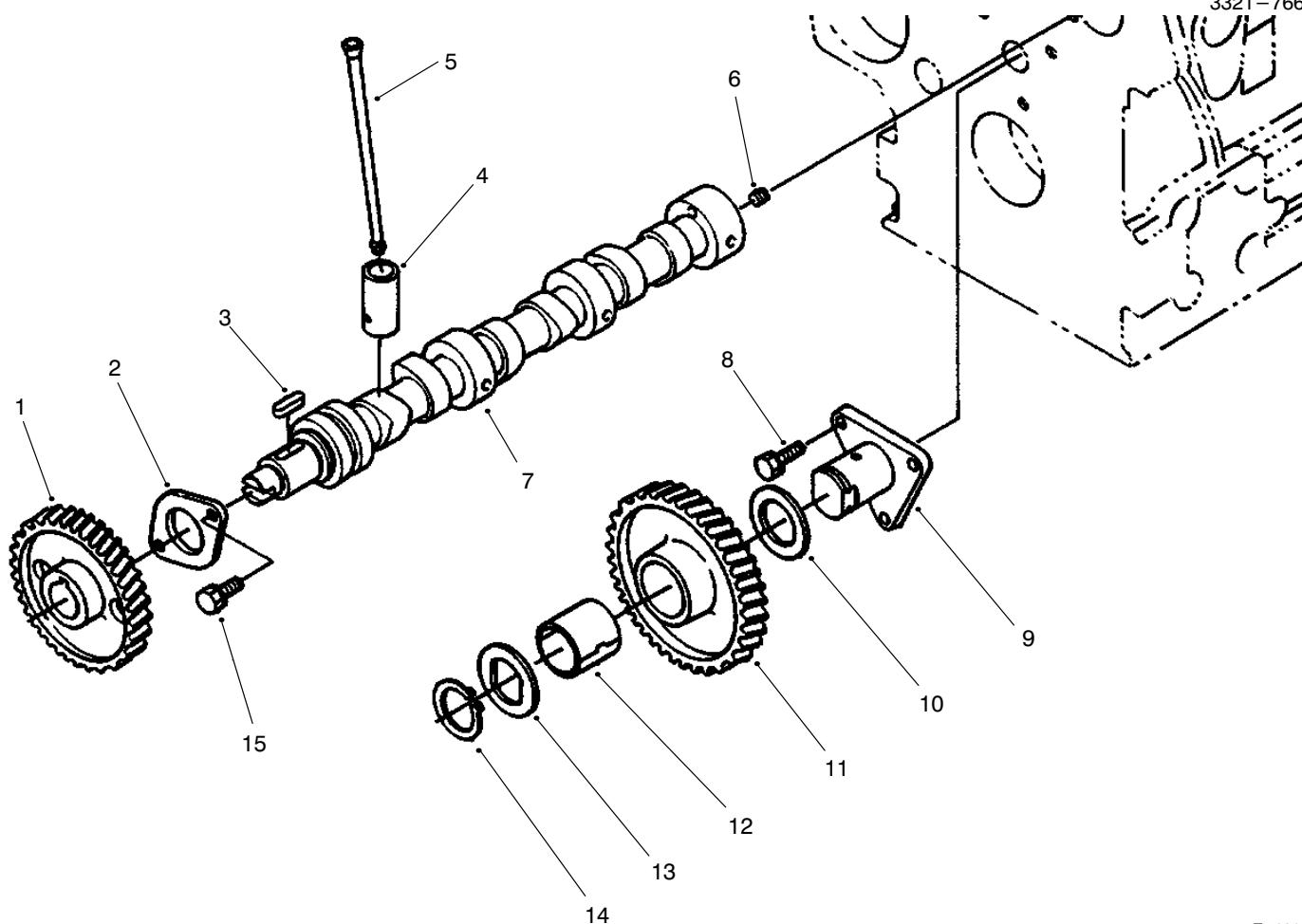


T-2912

### MAIN BEARING CASE ASM

Ref. No.	Part No.	Description	No. Used
1	99-8345	Asm-Case, Main Bearing (Incl. Ref. #2)	1
2	98-9484	Bolt-Bearing Case	6
3	98-9634	Gasket-Bearing Case	1
4	98-9635	Gasket-Bearing Case Cover	1
5	98-7568	Bolt	9
6	98-9352	Bolt	8

Ref. No.	Part No.	Description	No. Used
7	98-9483	Seal-Oil	1
8	98-9487	Cover-Bearing Case	1
9	98-9607	Asm-Case, Main Bearing (Incl. Ref. #2 & 10)	1
10	98-9485	Bolt-Bearing Case	2
11	98-9606	Asm-Case, Main Bearing (Incl. Ref. #2 & 10)	1

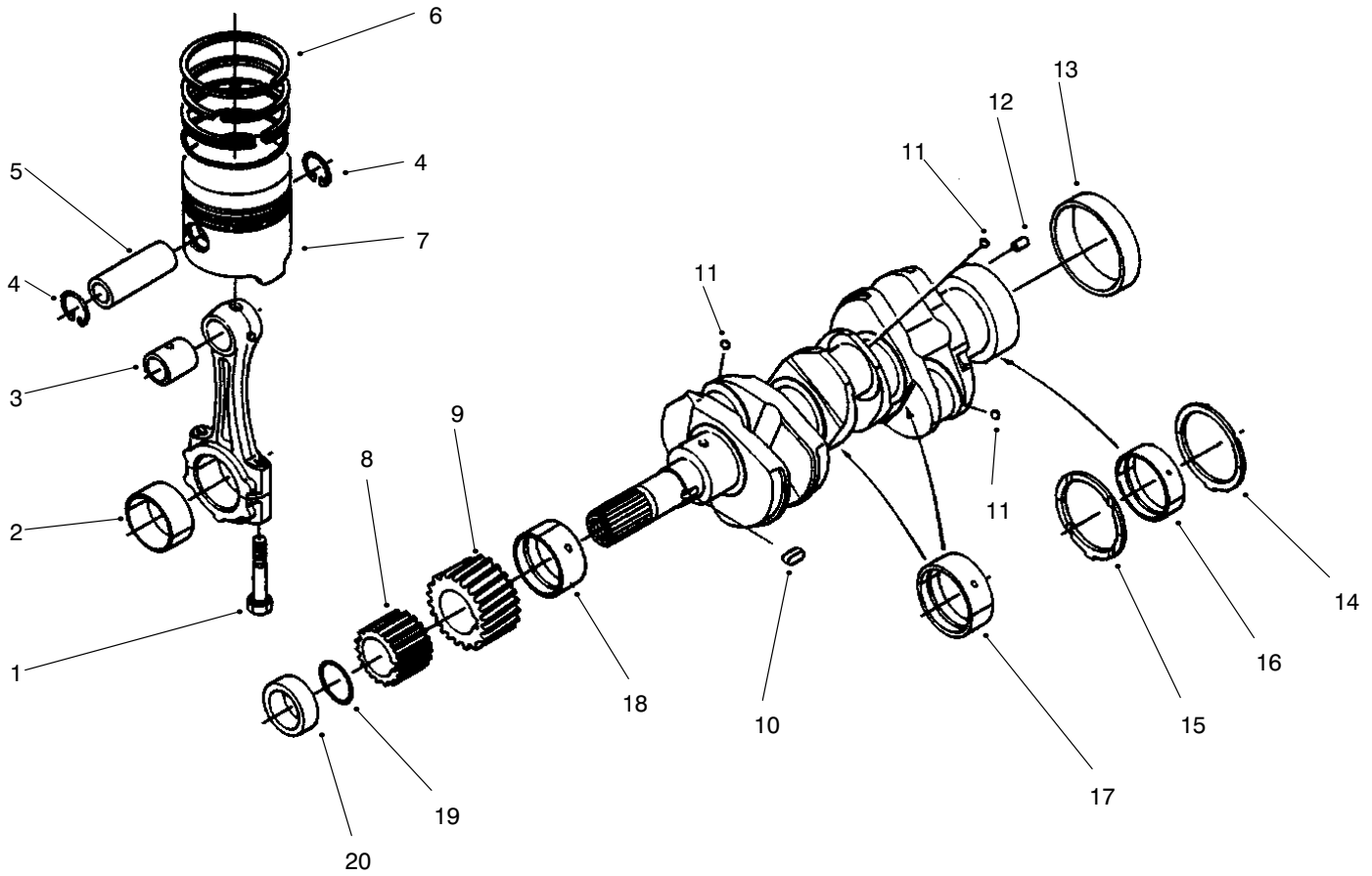


T-2913

## CAMSHAFT ASM

Ref. No.	Part No.	Description	No. Used
1	98-9512	Gear-Cam	1
2	98-9510	Stopper-Camshaft	1
3	98-9378	Key-Feather	1
4	98-9616	Tappet	6
5	98-9509	Push Rod	6
6	98-7449	Screw-Set	1
7	98-9617	Asm-Camshaft (Incl. Ref. #1-3, 6 & 15)	1
8	98-7692	Bolt	3

Ref. No.	Part No.	Description	No. Used
9	98-9533	Shaft-Gear, Idle	1
10	98-9535	Collar-Gear, Idle	1
11	98-9649	Asm-Gear, Idle (Incl. Ref. #8-14)	1
12	98-9650	Bushing-Gear, Idle	1
13	98-9536	Collar-Gear, Idle	1
14	98-9534	Clip-Circular, Idle Gear	1
15	98-9351	Bolt	2



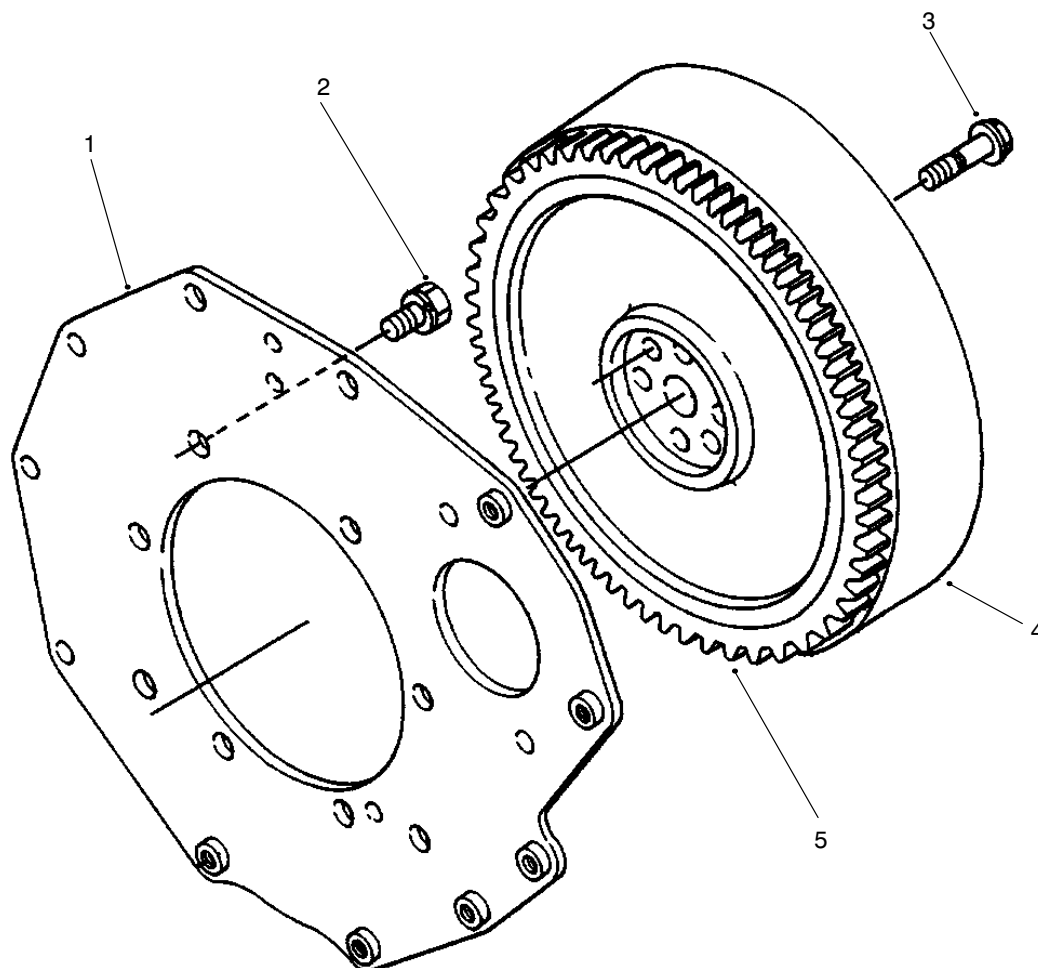
T-2914

## PISTON & CRANKSHAFT ASM

Ref. No.	Part No.	Description	No. Used
1	98-9517	Bolt-Connecting Rod	6
2	98-9518	Metal-Crankpin (Std.)	3
2	98-9519	Metal-Crankpin (0.2mm Undersize)	3
2	98-9520	Metal-Crankpin (0.4mm Undersize)	3
3	98-9515	Bushing-Piston Pin	3
4	98-9514	Clip-Circular, Piston Pin	6
5	98-9513	Pin-Piston	3
6	98-9618	Asm-Piston Ring (Std.)	3
6	98-9619	Asm-Piston Ring (0.5mm Oversize)	3
7	98-9469	Piston (Std.)	3
7	98-9470	Piston (0.5mm Oversize)	3
8	98-9542	Gear-Oil Pump Drive	1
9	98-9532	Gear-Crankshaft	1
10	98-9666	Key	1
11	98-7473	Ball	3
12	98-9375	Pin-Straight	1
13	98-9522	Sleeve-Crankshaft	1
14	98-9413	Metal-Side (Std.)	2
14	98-9414	Metal-Side (0.2mm Oversize)	2
14	98-9415	Metal-Side (0.4mm Oversize)	2
15	98-9688	Metal-Side (Std.)	2

Ref. No.	Part No.	Description	No. Used
15	98-9689	Metal-Side (0.2mm Oversize)	2
15	98-9690	Metal-Side (0.4mm Oversize)	2
16	98-9525	Metal-Crankshaft (Std.)	1
16	98-9526	Metal-Crankshaft (0.2mm Undersize)	1
16	98-9527	Metal-Crankshaft (0.4mm Undersize)	1
17	98-9524	Metal-Crankshaft (Std. Set)	2
17	98-9530	Metal-Crankshaft (0.2mm Undersize Set)	2
17	98-9531	Metal-Crankshaft (0.4mm Undersize Set)	2
18	98-9523	Metal-Crankshaft (Std.)	1
18	98-9528	Metal-Crankshaft (0.2mm Undersize)	1
18	98-9529	Metal-Crankshaft (0.4mm Undersize)	1
19	98-9373	O-Ring	1
20	98-9521	Collar-Crankshaft	1
*	98-9516	Asm-Rod, Connecting (Incl. Ref. #1-3)	3
*	98-9642	Asm-Crankshaft (Incl. Ref. #8-13)	1

\*Not Illustrated

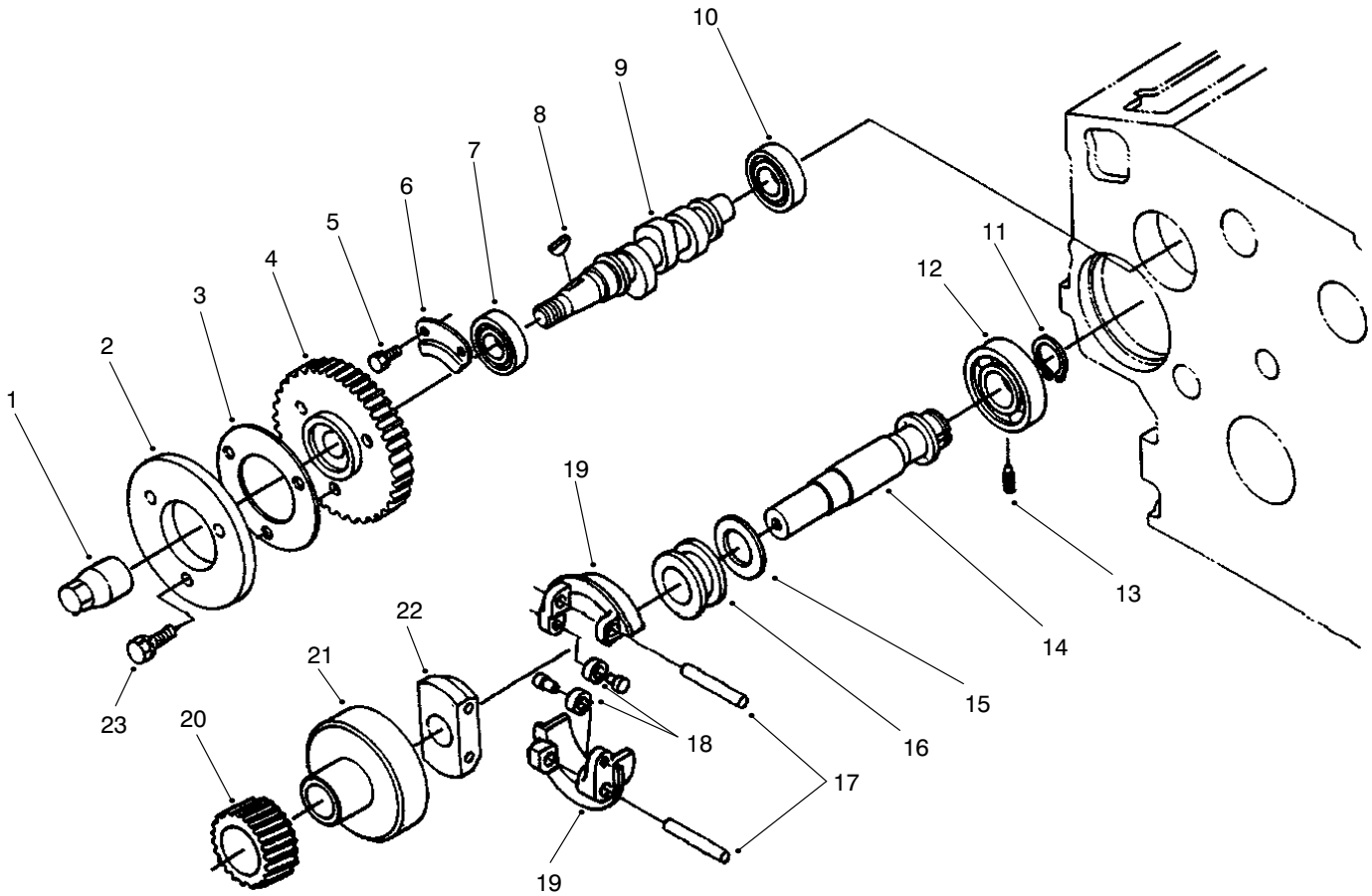


T-2915

## FLYWHEEL ASM

Ref. No.	Part No.	Description	No. Used	Ref. No.	Part No.	Description	No. Used
1	98-9486	Plate-End, Rear	1	4	98-9691	Asm-Flywheel (Incl. Ref. #5)	1
2	98-9392	Bolt	8	5	98-9394	Gear-Ring	1
3	98-9537	Bolt-Flywheel	6				

\*Not Illustrated

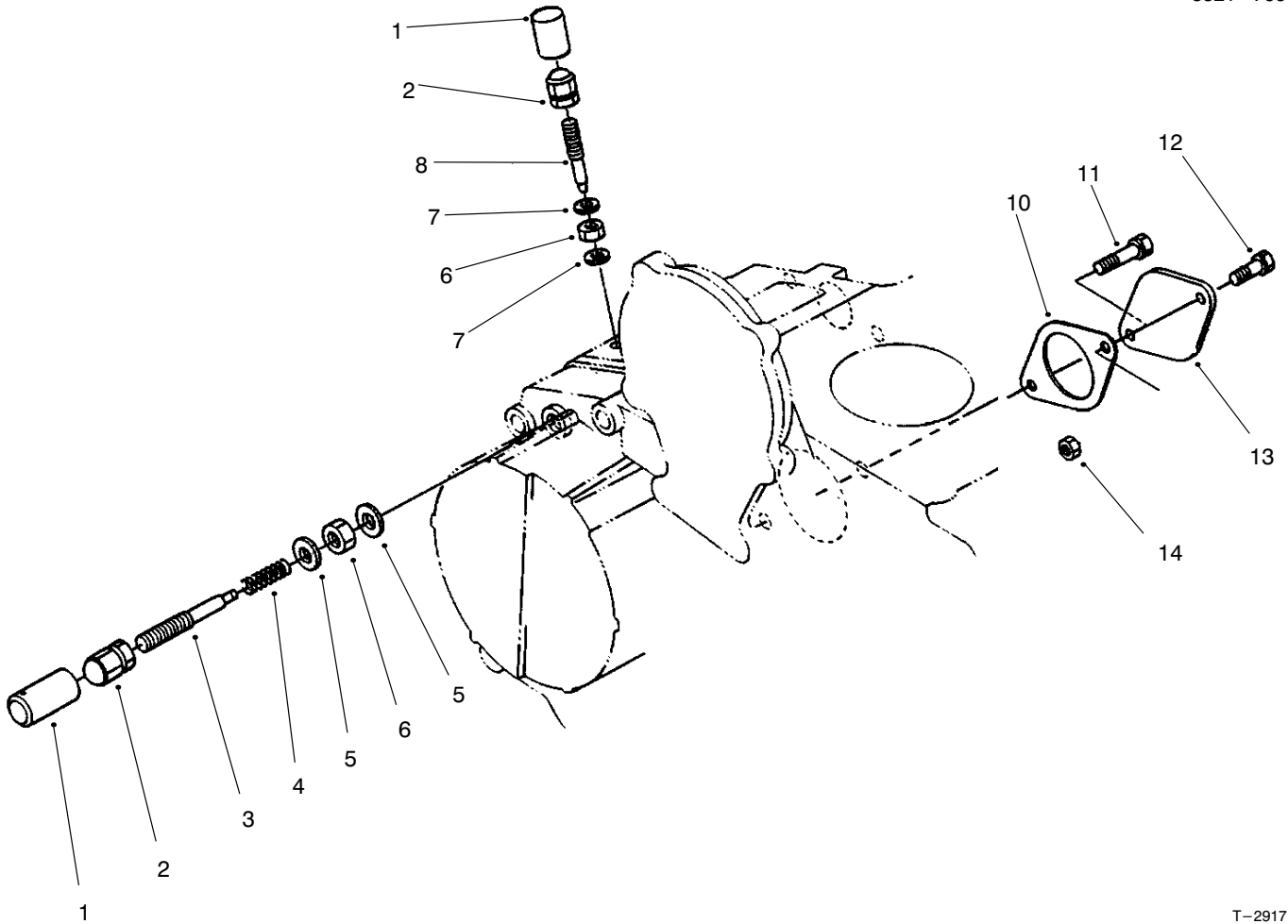


T-2916

## FUEL CAMSHAFT ASM

Ref. No.	Part No.	Description	No. Used
1	98-9590	Nut-Cap	1
2	98-9547	Cam-Fuel	1
3	98-9548	Washer	1
4	98-9669	Gear-Injection Pump	1
5	98-9350	Bolt	2
6	98-9511	Stopper-Fuel, Camshaft	1
7	98-9383	Bearing-Ball	1
8	98-9595	Key-Woodruff	1
9	98-9459	Camshaft-Fuel	1
10	98-9382	Bearing-Ball	1
11	98-9657	Clip-Circular, Gov. Shaft	1
12	98-9381	Bearing-Ball	1

Ref. No.	Part No.	Description	No. Used
13	98-9565	Screw-Set	1
14	98-9644	Asm-Shaft, Governor (Incl. Ref. #12 & 14-22)	1
15	98-9564	Washer-Thrust	1
16	98-9563	Sleeve-Governor	1
17	98-9560	Shaft-Governor Weight	2
18	98-9692	Roller	2
19	98-9559	Asm-Weight, Governor	2
20	98-9673	Gear-Governor	1
21	98-9562	Holder-Gear, Governor	1
22	98-9561	Holder-Gear, Governor	1
23	98-7605	Bolt	3



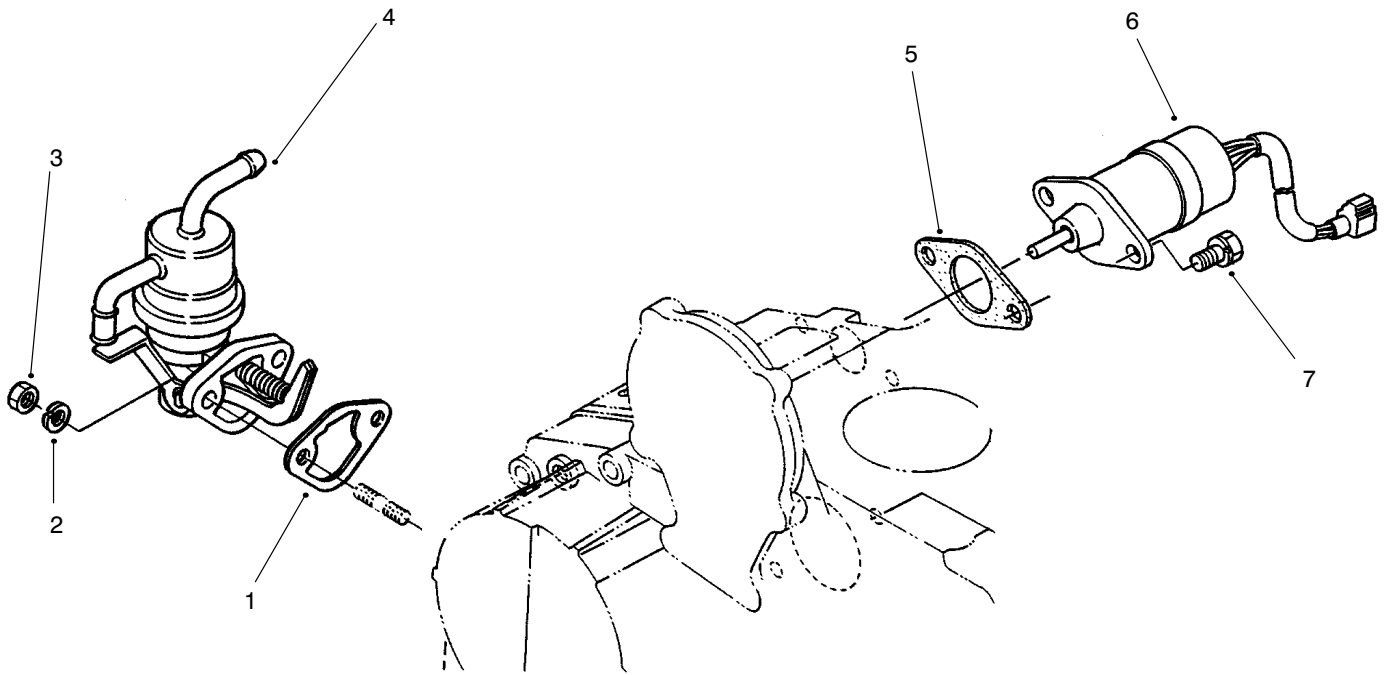
T-2917

### ENGINE STOP LEVER ASM

Ref. No.	Part No.	Description	No. Used
1	98-9558	Cap	2
2	98-9441	Nut-Cap	2
3	98-9679	Asm-Bolt, Adjusting (Incl. Ref. #4)	1
4		Spring	1
5	98-7654	Gasket	2
6	98-9439	Nut	2
7	98-7654	Gasket	2

Ref. No.	Part No.	Description	No. Used
8	98-9557	Bolt-Adjusting	1
10	98-9674	Packing	1
11	98-7645	Bolt	1
12	98-9359	Bolt	1
13	98-9640	Cover-Pump	1
14	98-7534	Nut	1
*	98-9678	Asm-Apparatus, Idle (Incl. Ref. #1-6)	1

\*Not Illustrated



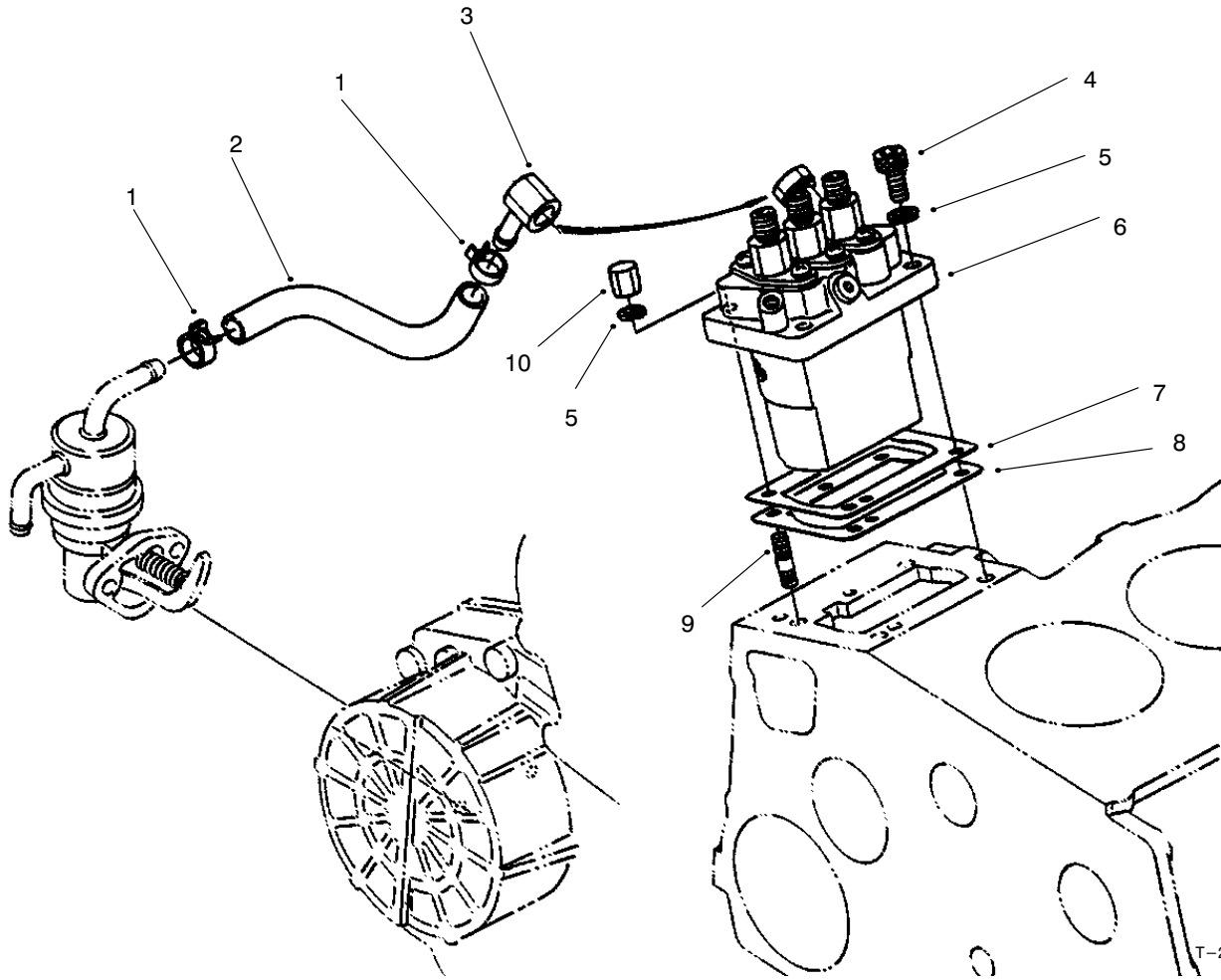
T-2918

## STOP SOLENOID & FUEL PUMP ASM

Ref. No.	Part No.	Description	No. Used
1	98-9436	Gasket-Fuel Pump	1
2	98-9367	Washer-Lock	2
3	98-7572	Nut	2
4	98-9677	Asm-Pump, Fuel	1

Ref. No.	Part No.	Description	No. Used
5	98-9683	Gasket-Solenoid Cover	1
6	98-9693	Solenoid-Stop	1
7	98-9351	Bolt	2

\*Not Illustrated

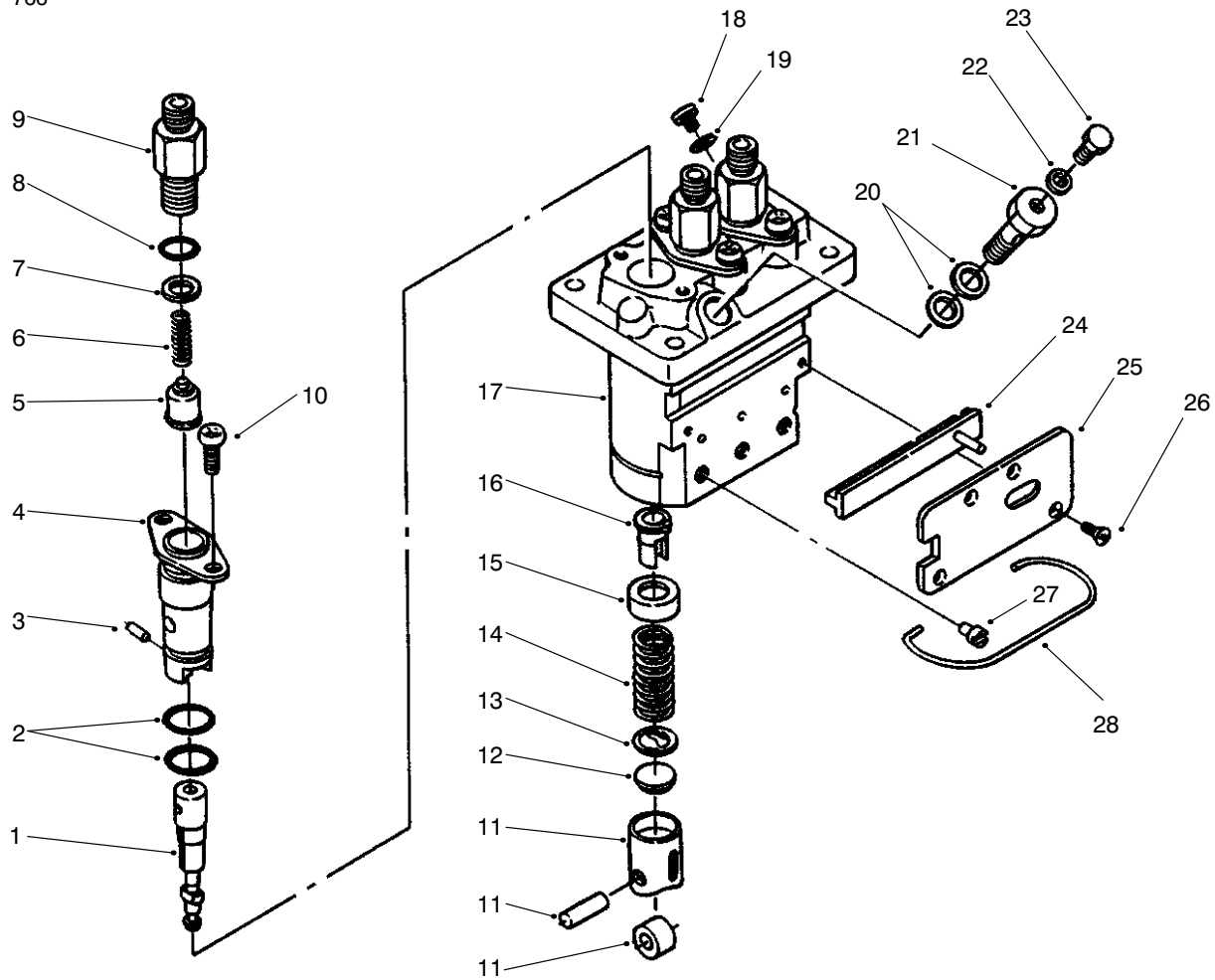


### INJECTION PUMP ASM

Ref. No.	Part No.	Description	No. Used
1	98-9545	Band-Pipe	2
2	98-9384	Tube-Fuel	1
3	98-9596	Joint-Eye	1
4	98-9361	Bolt	2
5	98-9367	Washer-Lock	4
6	98-9643	Asm-Pump, Injection	1
7	98-9456	Shim-Injection (0.2mm)	1

Ref. No.	Part No.	Description	No. Used
7	98-9457	Shim-Injection (0.25mm)	1
8	98-9458	Shim-Injection (0.30mm)	1
9	98-9438	Stud	2
10	98-9440	Nut-Cap	2
*	98-9467	Asm-Pipe, Fuel (Incl. Ref. #1 & 2)	1

\*Not Illustrated

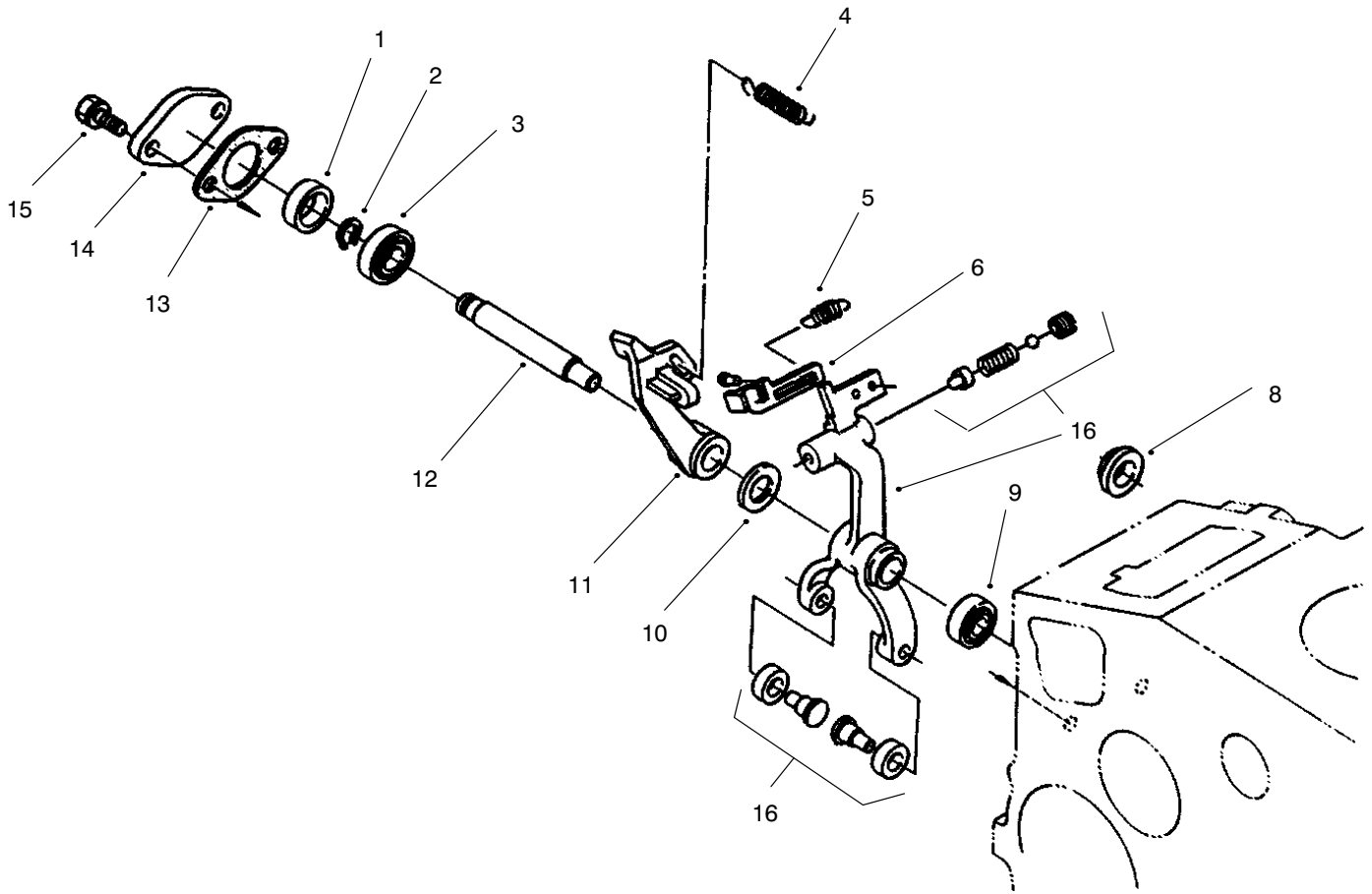


T-2920

### INJECTION PUMP ASM (Continued)

Ref. No.	Part No.	Description	No. Used
1	98-9462	Element-Pump	3
2	98-9423	O-Ring	6
3	98-9443	Pin-Joint	3
4	98-9434	Flange-Sleeve	3
5	98-9421	Valve-Delivery	3
6	98-9424	Spring-Valve, Delivery	3
7	98-9425	Gasket-Valve, Delivery	3
8	98-9447	O-Ring	3
9	98-9652	Holder-Valve, Delivery	3
10	98-9452	Screw	6
11	98-9422	Asm-Tappet	3
12	98-9433	Shim	3
13	98-9429	Seat-Spring, Lower	3
14	98-9428	Spring-Plunger	3
15	98-9427	Seat-Spring, Upper	3

Ref. No.	Part No.	Description	No. Used
16	98-9432	Sleeve-Control	3
17	98-9643	Asm-Pump, Injection (Incl. Ref. #1-16 & 18-28)	1
18	98-9466	Plug	1
19	98-9451	Gasket	1
20	98-9445	Gasket	2
21	98-9464	Bolt-Joint	1
22	98-9446	Gasket	1
23	98-9430	Screw	1
24	98-9463	Rack-Control	1
25	98-9465	Plate	1
26	98-9442	Screw-Countersunk Hd.	4
27	98-9426	Pin-Guide, Tappet	3
28	98-9450	Pin-Clamp	1

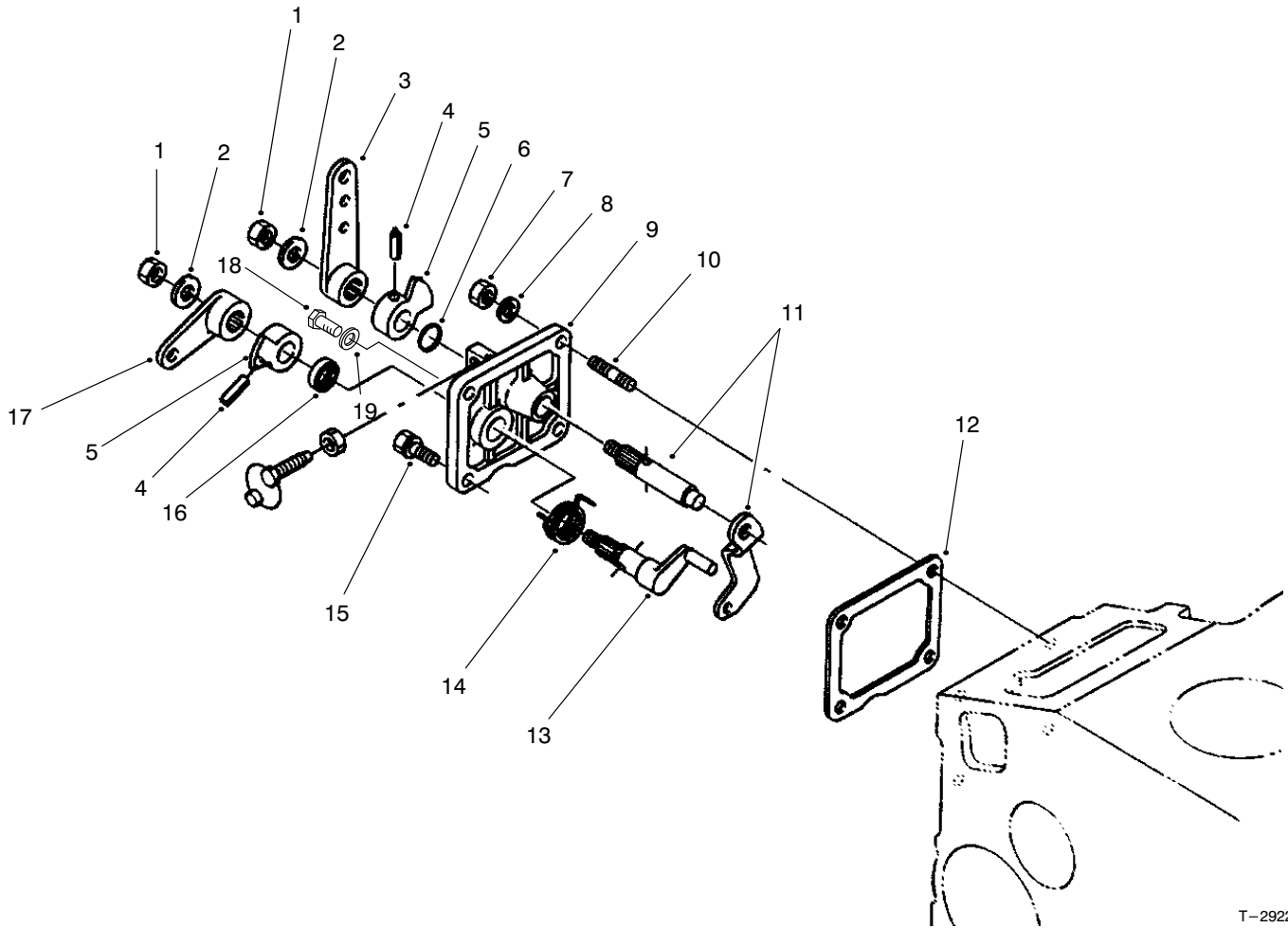


T-2921

## GOVERNOR ASM

Ref. No.	Part No.	Description	No. Used	Ref. No.	Part No.	Description	No. Used
1	98-9567	Collar	1	9	98-9571	Bearing-Miniature	1
2	98-9369	Clip-Circular, External	1	10	98-9593	Washer-Flat	1
3	98-9570	Bearing-Miniature	1	11	98-9659	Lever-Fork	1
4	98-9681	Spring-Governor	1	12	98-9566	Shaft-Lever, Fork	1
5	98-9645	Spring-Start	1	13	98-9682	Gasket	1
6	98-9660	Lever-Thrust	1	14	98-9569	Cover-Shaft, Fork Lever	1
*	98-9680	Asm-Lever, Fork (Incl. Ref. #2, 3, 6, & 10-12)	1	15	98-9351	Bolt	2
8	98-9568	Collar	1	16	99-8380	Complete Lever & Fork (Incl. Ref. #6)	1

\*Not Illustrated

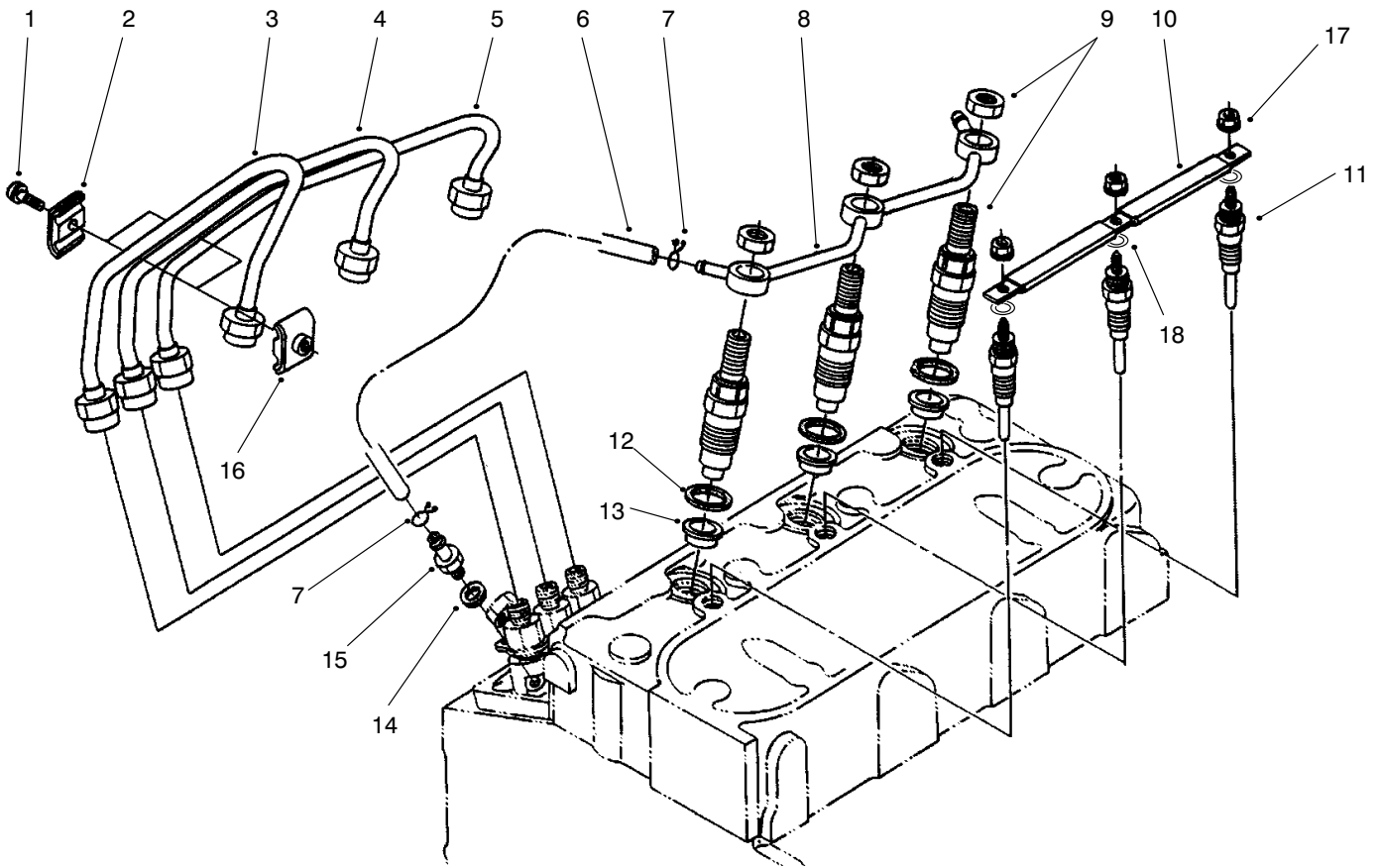


T-2922

## SPEED CONTROL PLATE ASM

Ref. No.	Part No.	Description	No. Used
1	98-9589	Nut	2
2	98-9594	Washer-Flat	2
3	98-9662	Lever-Speed Control	1
4	98-7602	Pin-Spring	2
5	98-9572	Lever-Speed Control	2
6	98-9371	O-Ring	1
7	98-7572	Nut	2
8	98-9367	Washer-Lock	2
9	98-9661	Asm-Plate, Control (Incl. Ref. #1-6, 11, 13, 14, 16, & 17)	1

Ref. No.	Part No.	Description	No. Used
10	98-9362	Stud	2
11	98-9658	Asm-Lever, Governor	1
12	98-9637	Gasket	1
13	98-9664	Shaft-Stop Lever	1
14	98-9472	Spring-Return	1
15	98-7692	Bolt	1
16	98-7601	Seal-Oil	1
17	98-9663	Lever-Engine Stop	1
18	99-8340	Bolt	1
19	98-7654	Gasket	1



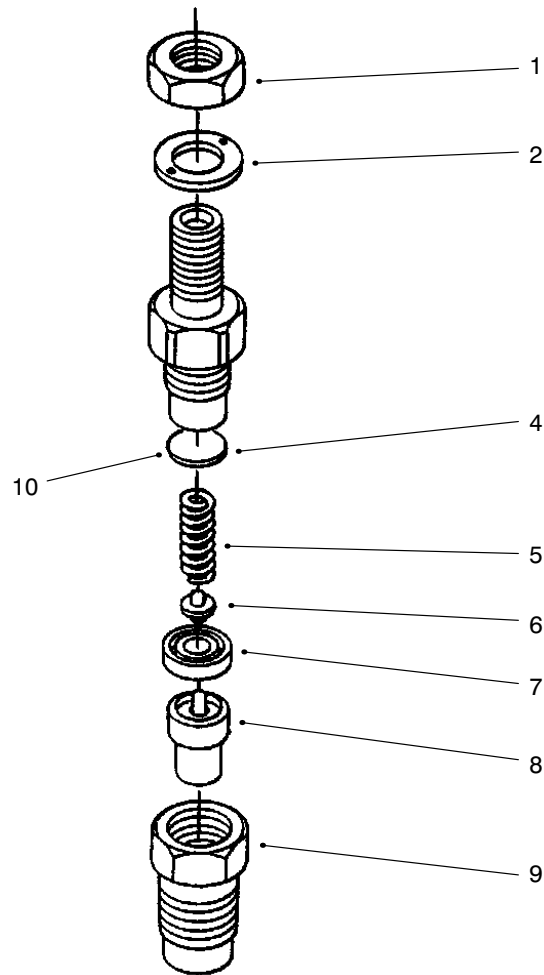
T-2923

## NOZZLE HOLDER & GLOW PLUG ASM

Ref. No.	Part No.	Description	No. Used
1	98-7684	Screw w/washer	2
2	98-7683	Clamp-Pipe	2
3	98-9622	Pipe-Injection	1
4	98-9654	Pipe-Injection	1
5	98-9655	Pipe-Injection	1
6	98-9624	Asm-Pipe, Overflow (Incl. Ref. #7)	1
7	98-7671	Clip-Pipe	2
8	98-9621	Asm-Pipe, Overflow	1
9	98-9468	Asm-Holder, Nozzle	3

Ref. No.	Part No.	Description	No. Used
10	98-9631	Cord-Glow Plug	1
11	98-9623	Plug-Glow	3
12	98-7676	Gasket	3
13	98-9694	Seat-Heat	3
14	98-7654	Gasket	1
15	98-9431	Screw-Air Bleed	1
16	98-7682	Clamp-Pipe	2
17	99-8377	Nut-Flange	3
18	99-8378	Washer-Plain	3

\*Not Illustrated



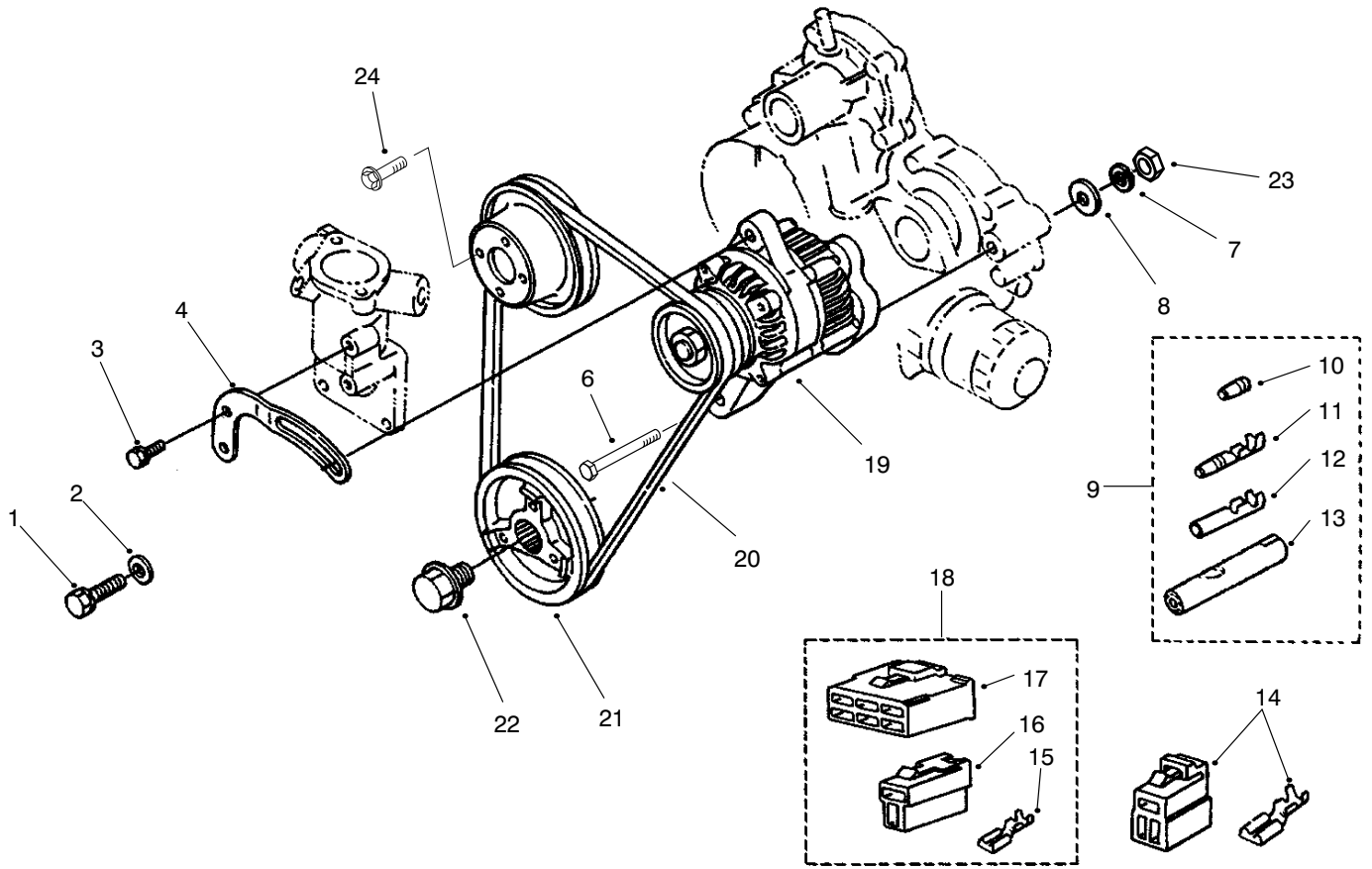
T-2924

## NOZZLE HOLDER ASM

Ref. No.	Part No.	Description	No. Used
1	99-8301	Nut	3
2	99-8307	Washer	3
4	99-8302	Washer-Adjusting	3
5	99-8303	Spring-Nozzle	3
6	99-8305	Push Rod	3
7	99-8304	Piece-Distance	3
8	99-8308	Piece-Nozzle	3
9	99-8306	Nut-Nozzle	3
10	99-8309	Asm-Washer, Adjusting	3
*	99-8310	Washer-Adj. (0.10mm)	3
*	99-8311	Washer-Adj. (0.20mm)	3

Ref. No.	Part No.	Description	No. Used
10	99-8312	Washer-Adj. (0.30mm)	3
*	99-8313	Washer-Adj. (0.40mm)	3
*	99-8314	Washer-Adj. (0.50mm)	3
*	99-8315	Washer-Adj. (0.52mm)	3
*	99-8316	Washer-Adj. (0.54mm)	3
*	99-8317	Washer-Adj. (0.56mm)	3
*	99-8318	Washer-Adj. (0.58mm)	3
*	99-8319	Washer-Adj. (0.80mm)	3
*	98-9468	Asm-Holder, Nozzle (Incl. Ref. #1-9)	3

\*Not Illustrated

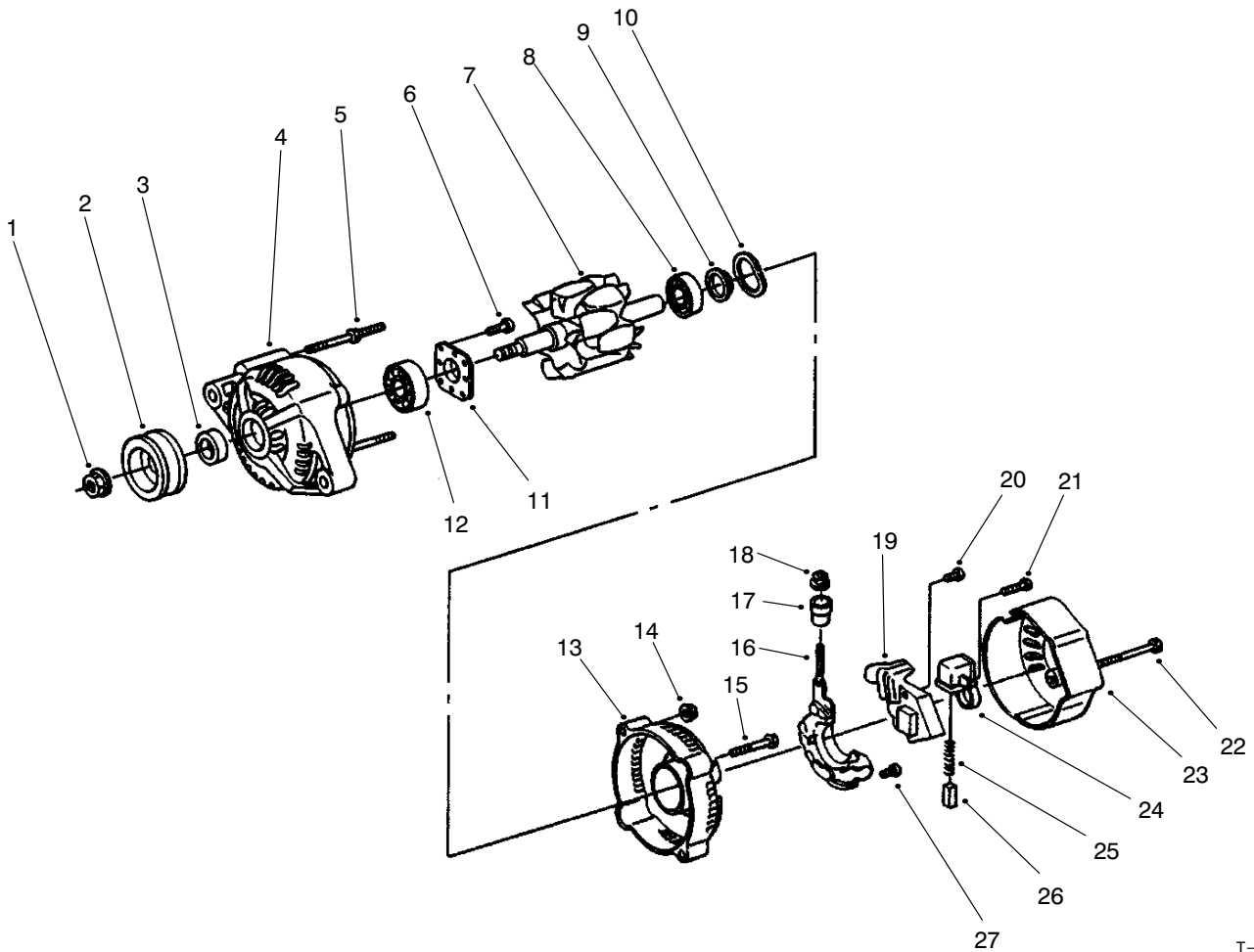


T-2926-1

## ALTERNATOR & PULLEY ASM

Ref. No.	Part No.	Description	No. Used
1	98-7697	Bolt	1
2	98-7698	Washer-Flat	1
3	98-7692	Bolt	1
4	98-9573	Stay-Dynamo	1
5	98-9584	Pulley-Fan	1
6	98-9360	Bolt	1
7	98-9368	Washer-Lock	1
8	98-9366	Washer-Flat	1
9	98-9700	Asm-Terminal (Incl. Ref. #10-13)	1
10	98-9701	Terminal	1
11	98-9702	Sleeve	1
12	98-9703	Terminal	1

Ref. No.	Part No.	Description	No. Used
13	98-9704	Sleeve	1
14	98-9602	Asm-Coupler, Lock	1
15	98-9699	Terminal	7
16	98-9698	Connector	1
17	98-9697	Connector	1
18	98-9696	Asm-Coupler (Incl. Ref. #15-17)	1
19	98-9474	Asm-Alternator	1
20	98-9676	V-Belt	1
21	98-9473	Pulley-Fan Drive	1
22	98-9585	Bolt	1
23	98-7737	Nut	1
24	99-8363	Bolt-HFH	4



T-2927

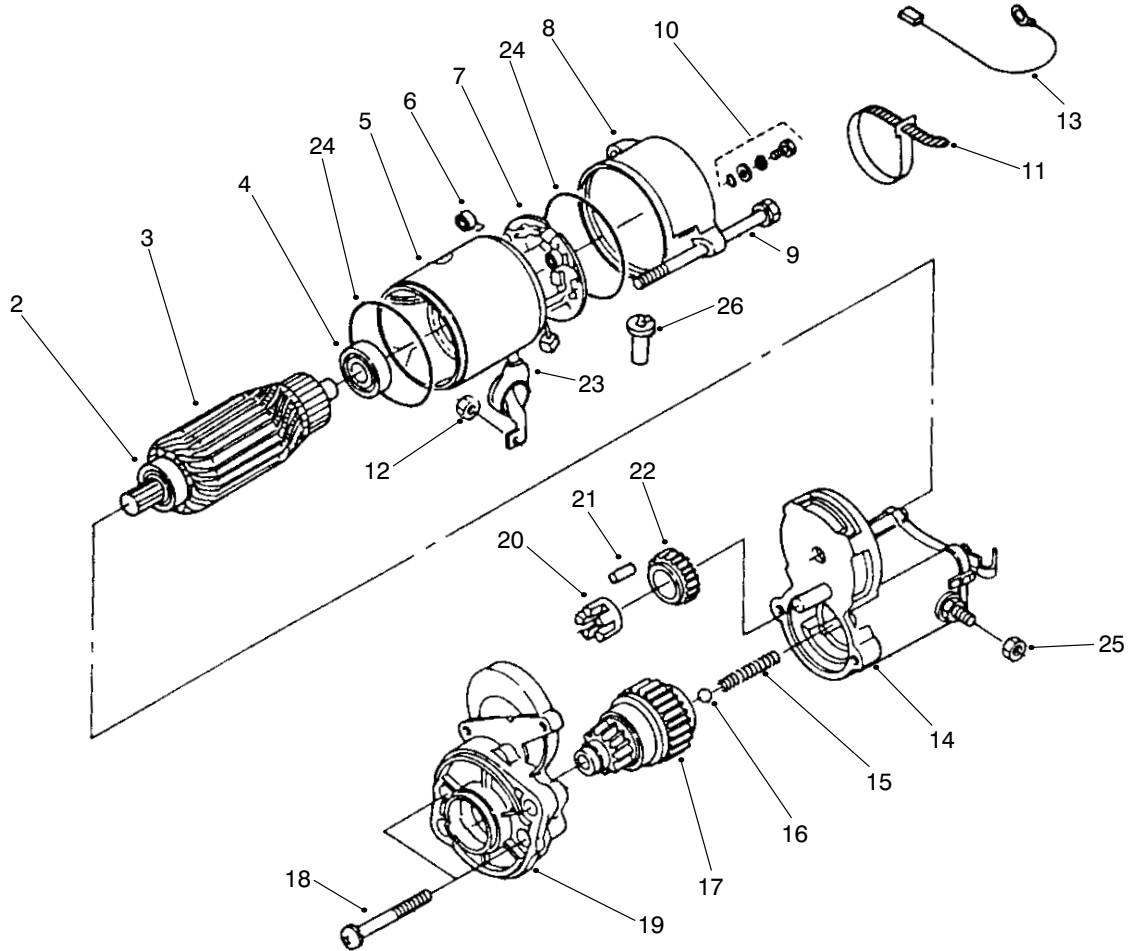
## ALTERNATOR ASM

Ref. No.	Part No.	Description	No. Used
1	98-7708	Nut	1
2	98-9453	Pulley-Dynamo	1
3	98-7709	Collar	1
4	99-7714	Frame-Drive End	1
5	98-7717	Bolt-Through	2
6	98-7716	Screw-RH	4
7	98-7710	Rotor	1
8	98-7712	Bearing-Ball	1
9	98-7711	Cover-Bearing	1
10	98-7713	Washer-Thrust	1
11	98-7715	Plate-Retainer	1
12	98-7718	Bearing-Ball	1
13	98-7719	Frame-End	1
14	98-7730	Nut	2
15	98-7731	Bolt	2

Ref. No.	Part No.	Description	No. Used
16	98-7721	Asm-Rectifier	1
17	98-7722	Bushing-Insulation	1
18	98-7732	Nut	1
19	98-7733	Asm-Regulator	1
20	98-7726	Screw-RH	2
21	98-7728	Screw-RH	1
22	98-7729	Bolt	3
23	98-7720	Cover-End	1
24	98-7723	Holder-Brush	1
25	98-7725	Spring-Brush	2
26	98-7724	Brush	2
27	98-7727	Screw-RH	6
*	98-9474	Asm-Alternator (Incl. Ref. #1-27)	1

\*Not Illustrated



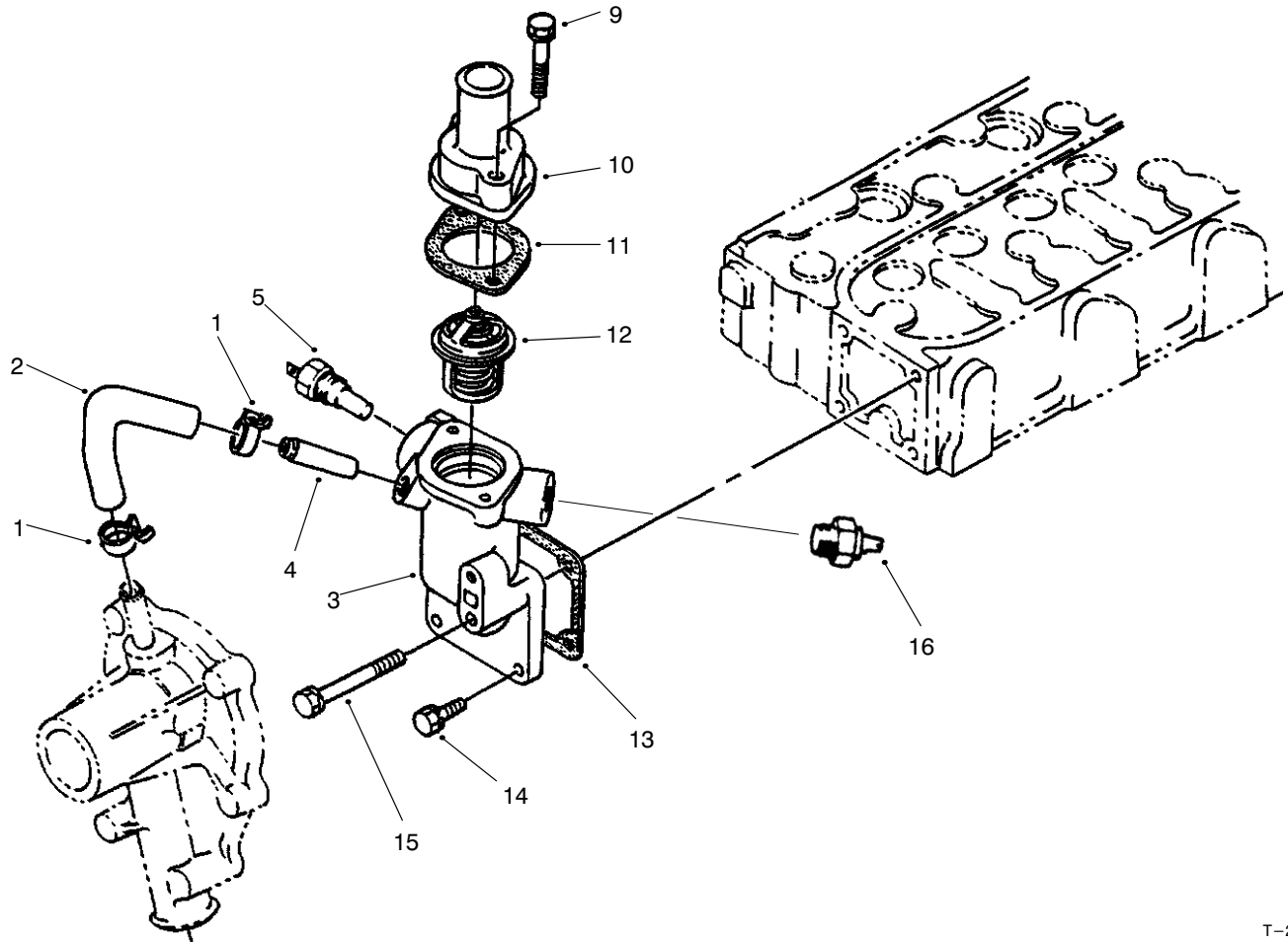


T-3081

### STARTER ASM

Ref. No.	Part No.	Description	No. Used	Ref. No.	Part No.	Description	No. Used
2	98-7743	Bearing-Ball	1	15	98-7754	Spring	1
3	98-7742	Asm-Armature (Incl. Ref. #2 & 4)	1	16	98-7755	Ball	1
4	98-7744	Bearing-Ball	1	17	99-8373	Clutch	1
5	98-7741	Asm-Yoke	1	18	98-7756	Bolt	2
6	98-7750	Spring-Brush	4	19	99-8374	Frame-Drive End	1
7	98-7749	Asm-Holder, Brush (Incl. Ref. #6)	1	20	98-7752	Retainer	1
8	98-8370	Frame-End	1	21	98-7753	Roller	5
9	98-9549	Bolt	2	22	98-7751	Gear	1
10	98-7758	Asm-Bolt	2	23	99-8375	Cover-Cord	1
11	98-9712	Band-Cover	1	24	98-7757	O-Ring	2
12	99-8371	Nut-Hex.	1	25	99-8376	Nut	1
13	98-9711	Cord-Stop, Solenoid	1	26	98-7759	Pipe-Drain	1
14	99-8372	Asm-Switch, Magnetic	1	*	98-9705	Asm-Starter (Incl. Ref. #2-26)	1

\*Not Illustrated

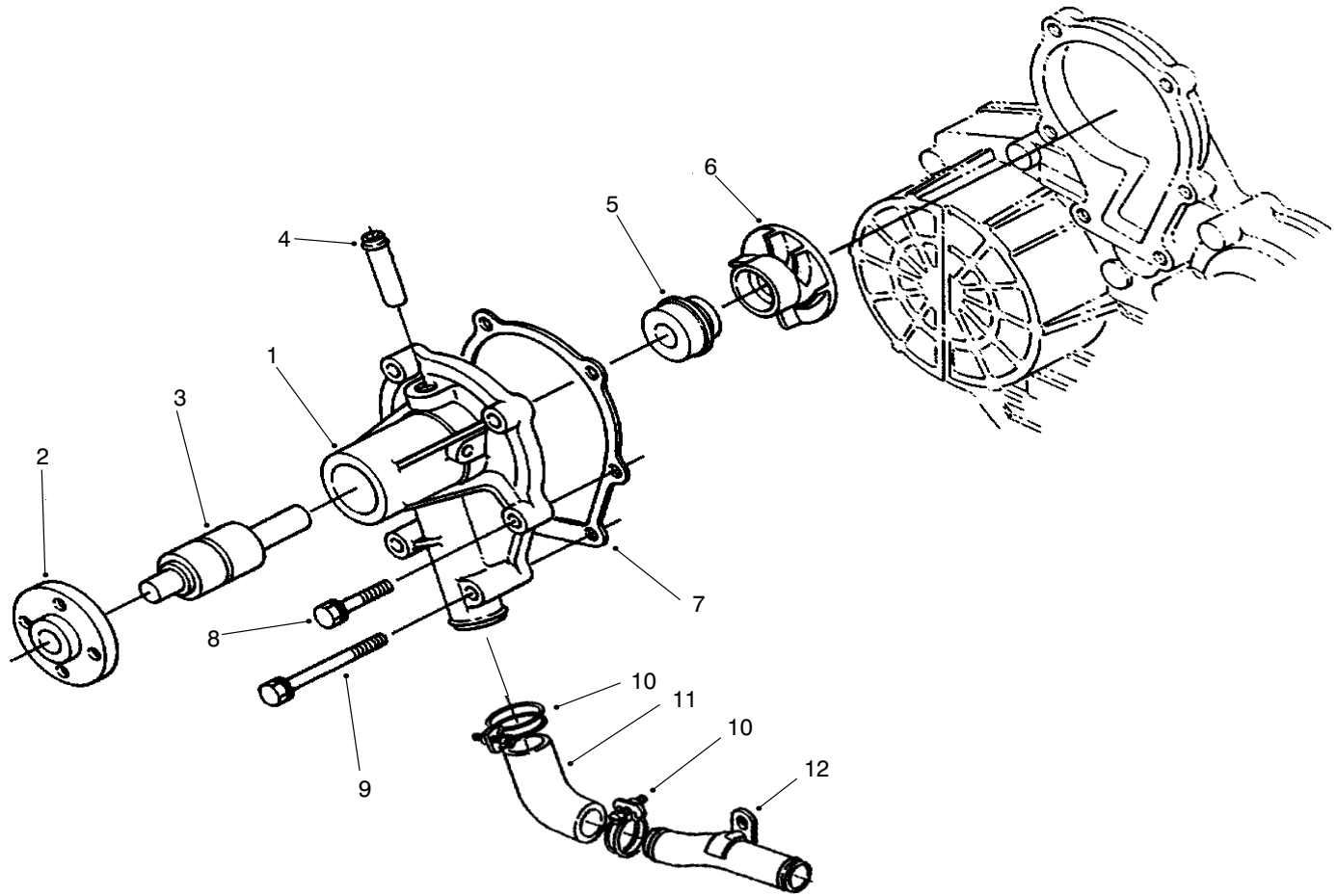


T-2930

## WATER FLANGE & THERMOSTAT ASM

Ref. No.	Part No.	Description	No. Used
1	98-9579	Band Pipe	2
2	98-9578	Pipe-Return, Water	1
3	98-9713	Asm-Flange, Water (Incl. Ref. #4)	1
4	98-9580	Pipe-Return, Water	1
5	98-9719	Thermoswitch	1
9	98-7777	Bolt	2

Ref. No.	Part No.	Description	No. Used
10	98-9471	Cover-Thermostat	1
11	98-7776	Gasket	1
12	98-7778	Asm-Thermostat	1
13	98-9638	Gasket-Flange, Water	1
14	98-7692	Bolt	3
15	98-9356	Bolt	1
16	82-3110	Switch	1

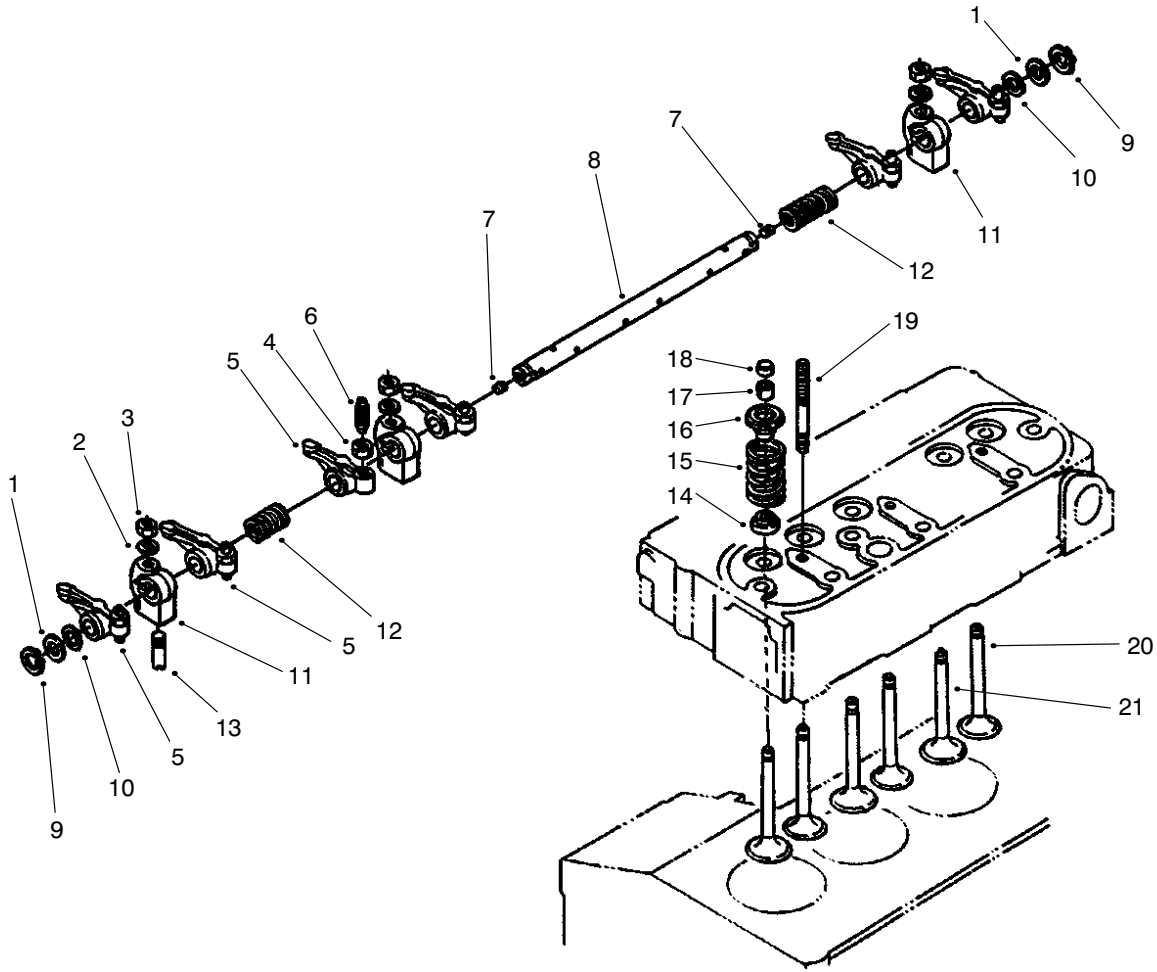


T-2931

### WATER PUMP ASM

Ref. No.	Part No.	Description	No. Used
1	98-9575	Asm-Pump, Water (Incl. Ref. #2-6)	1
2	98-9582	Flange-Pump, Water	1
3	98-9583	Bearing	1
4	98-9577	Pipe-Return, Water	1
5	98-9576	Asm-Seal	1
6	98-9581	Impeller-Water	1

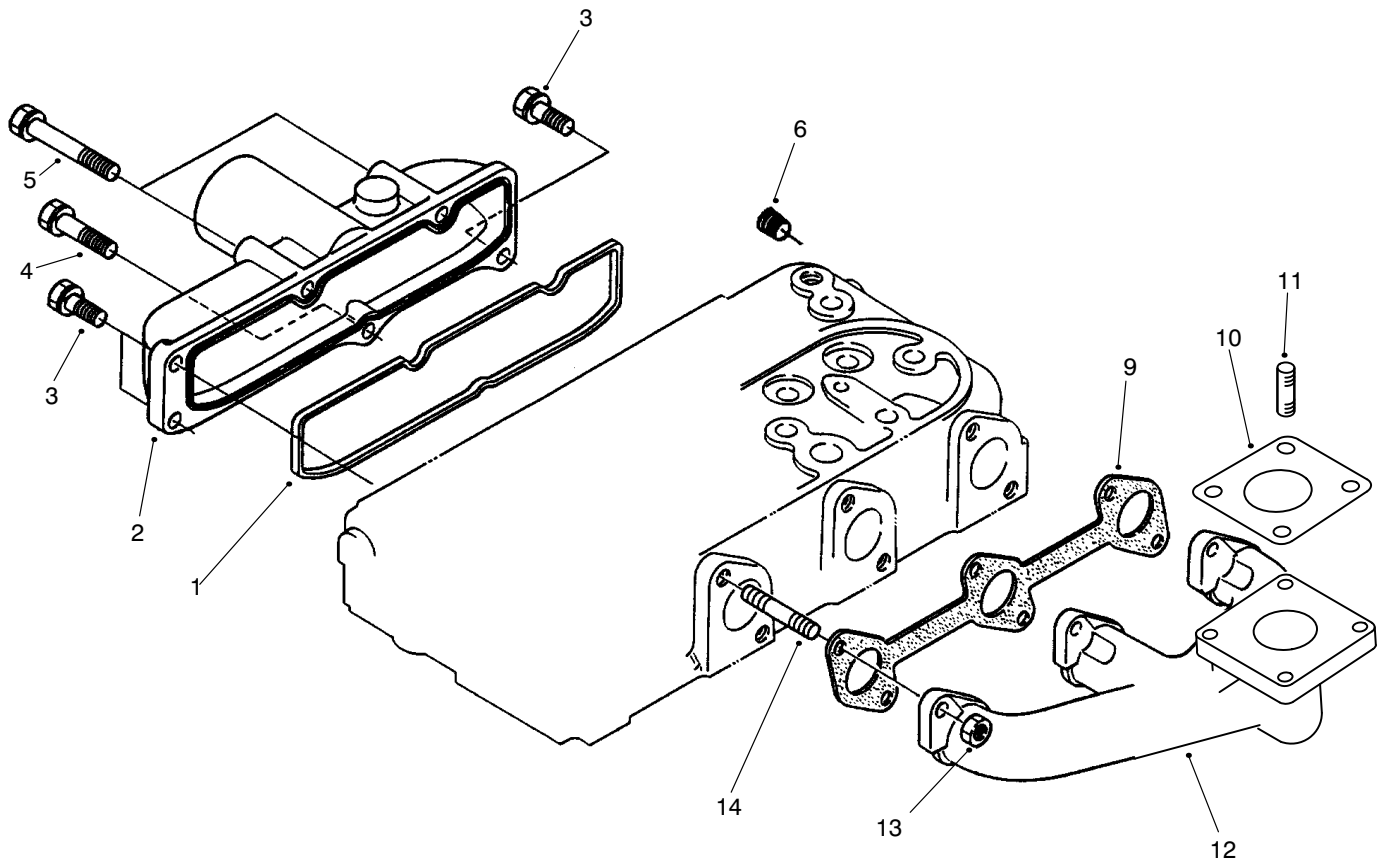
Ref. No.	Part No.	Description	No. Used
7	98-9632	Gasket-Pump, Water	1
8	98-9353	Bolt	1
9	98-9357	Bolt	4
10	98-9717	Clamp	2
11	98-9574	Pipe-Water	1
12	98-9716	Pipe-Water	1



T-2932

## VALVE & ROCKER ARM ASM

Ref. No.	Part No.	Description	No. Used	Ref. No.	Part No.	Description	No. Used
1	98-9508	Washer-Shaft, Rocker Arm	2	11	98-9505	Bracket-Rocker Arm	3
2	98-9385	Washer-Flat	3	12	98-9504	Spring-Rocker Arm	2
3	98-9393	Nut	3	13	98-9391	Screw-Set	1
4	98-9503	Nut	6	14	99-8385	Seal-Valve Stem	6
5	98-9501	Asm-Arm, Rocker (Incl. Ref. #4 & 6)	6	15	98-9648	Spring-Valve	6
6	98-9502	Screw-Adjusting	6	16	98-9498	Retainer-Valve Spring	6
7	98-9365	Screw-Set	2	17	98-9390	Collet-Valve Spring Set	6
8	98-9612	Asm-Shaft, Rocker Arm (Incl. Ref. #7)	1	18	98-9497	Cap-Valve	6
9	98-9370	Clip-Circular, External	2	19	98-9506	Stud	3
10	98-9507	Washer-Shaft, Rocker Arm	2	20	98-9495	Valve-Exhaust	3
				21	98-9494	Valve-Inlet	3

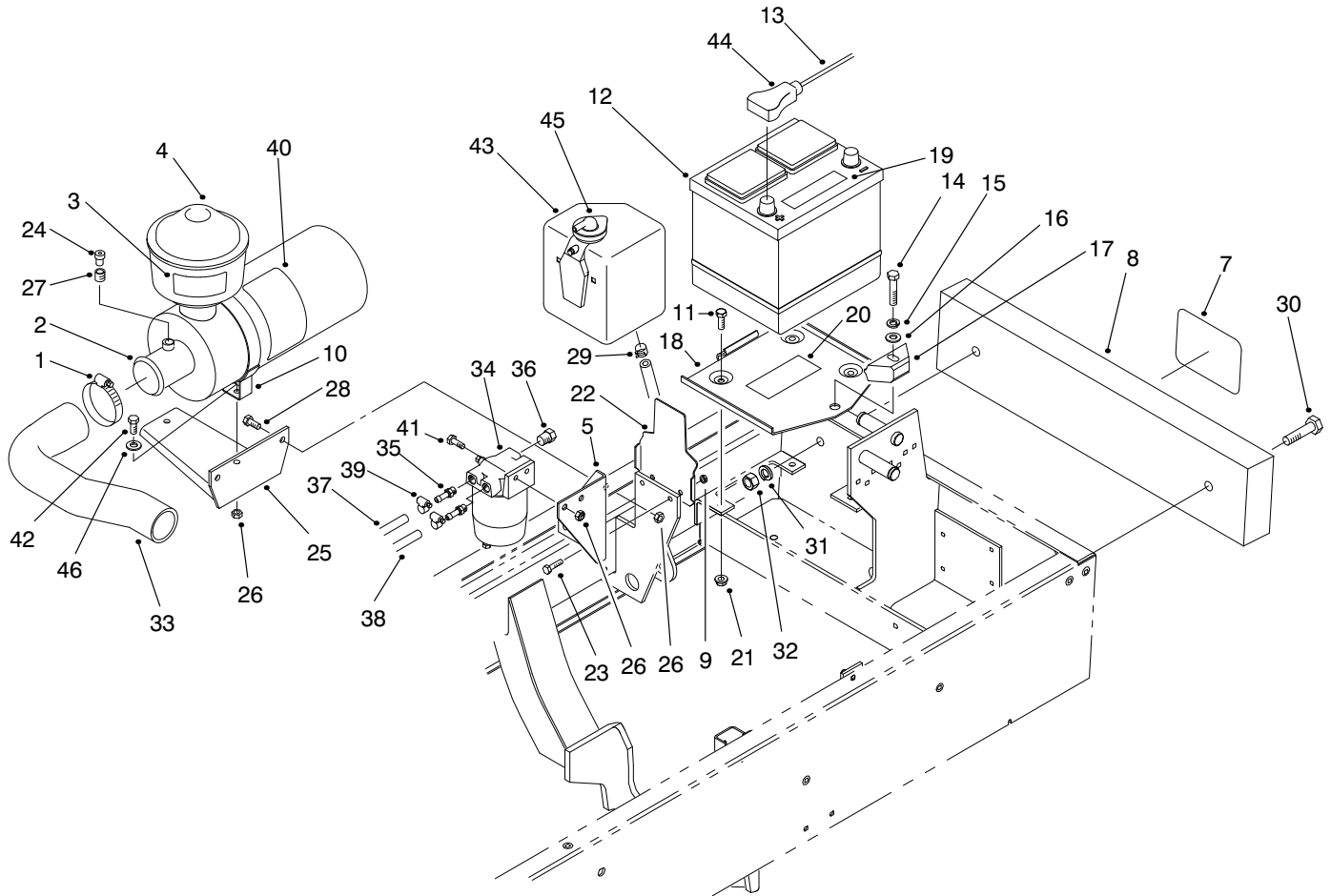


T-2925

## EXHAUST MANIFOLD & GASKET ASM

Ref. No.	Part No.	Description	No. Used
1	98-9609	Gasket-Manifold, Inlet	1
2	98-9608	Manifold-Inlet	1
3	98-7605	Bolt	3
4	98-9353	Bolt	1
5	98-9355	Bolt	2
6	98-9444	Plug	1

Ref. No.	Part No.	Description	No. Used
9	98-9610	Gasket-Manifold, Exhaust	1
10	99-8342	Gasket-Muffler	1
11	99-8343	Stud	4
12	98-9718	Manifold-Exhaust	1
13	98-9665	Nut	6
14	98-9588	Stud	6

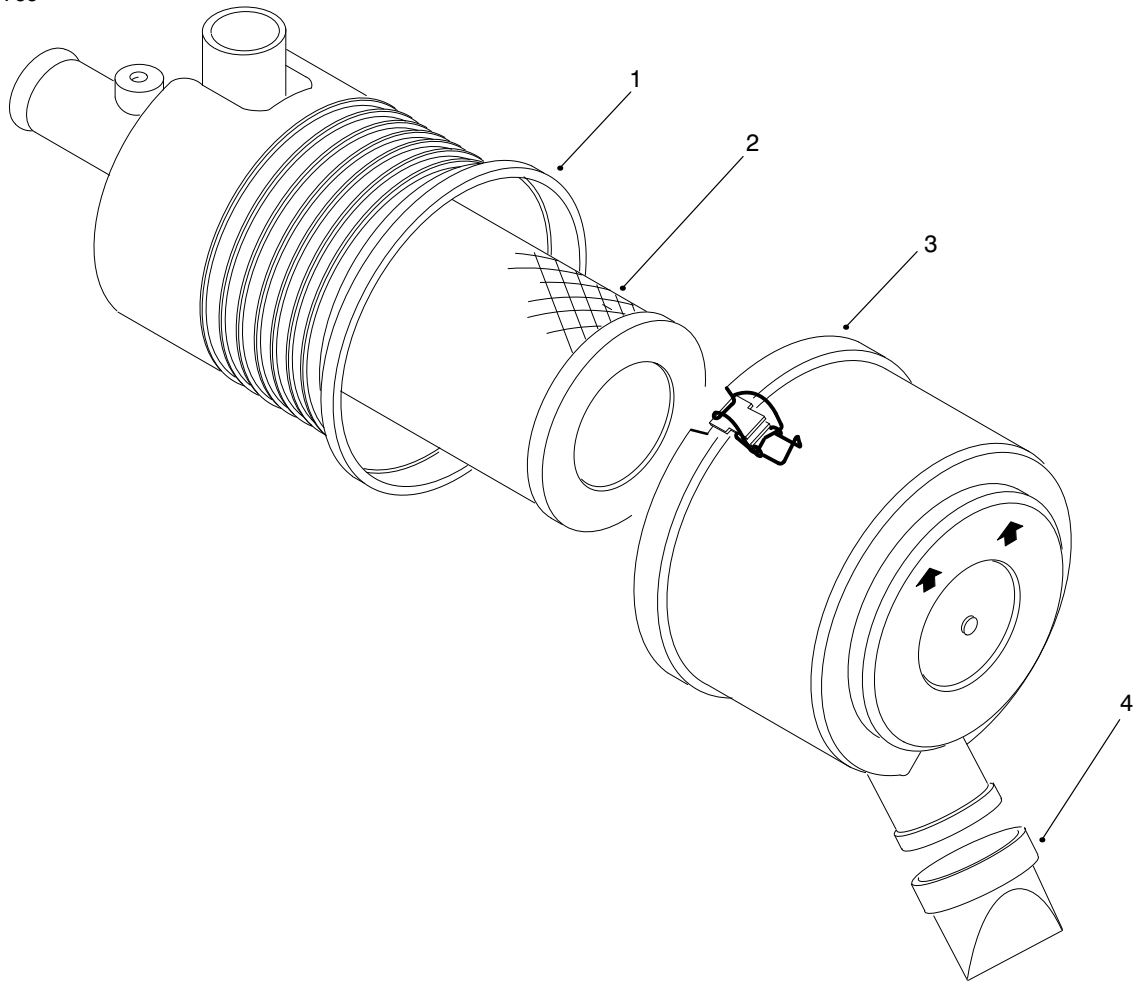


T-2902

## ENGINE COMPONENTS ASM

Ref. No.	Part No.	Description	No. Used
1	2412-42	Clamp-Hose	1
2	98-4517	Asm-Air Cleaner (Incl. Ref. #40)	1
3	93-6692	Decal-Starting Fluid	1
4	48-7430	Pre-Cleaner	1
5	98-4578	Bracket-Fuel Filter	1
7	62-5550	Decal-Toro	1
8	75-6680	Bar-Weight	1
9	32128-33	Nut-Lock	2
10	98-4525	Bracket-Mount, Air Cleaner	1
11	322-4	Screw-HH	3
12		Battery (Type 26, 530 Amp.)	1
13	98-4599	Asm-Battery Cable (+) (Incl. Ref. #44)	1
14	323-9	Screw-HH	1
15	3253-21	Washer-Lock	1
16	3256-24	Washer-Flat	1
17	94-7343	Clamp-Battery	1
18	66-2330	Base-Battery	1
19	93-6668	Decal-Battery	1
20	93-7276	Decal-Danger	1
21	32128-20	Nut-Lock	3
22	98-4576	Bracket-Reservoir, Water	1
23	321-5	Screw-HH	2

Ref. No.	Part No.	Description	No. Used
24	93-9164	Indicator-Service	1
25	98-4518	Bracket-Air Cleaner	1
26	3296-29	Nut-Lock	8
27	94-1416	Asm-Adapter, Indicator	1
28	322-5	Screw-HH	2
29	92-2379	Clamp-Hose	1
30	325-12	Screw-HH	2
31	3253-27	Washer-Lock	2
32	3217-9	Nut-Hex.	2
33	98-4510	Hose-Air Cleaner	1
34	98-9305	Filter-Water/Fuel Separator	1
35	353-783	Fitting-Fuel	1
36	281-13	Plug-Pipe	2
37	71-3381	Hose-Fuel	1
38	95-4275	Hose-Fuel	1
39	2412-108	Clamp	4
40	98-9788	Decal-Instructions	1
40	93-8052	Decal-Instructions (Europe)	1
41	3234-29	Screw	2
42	322-6	Screw-HH	2
43	98-9323	Asm-Expansion Tank (Incl. Ref. #45)	1
44	28-1280	Boot-Cable	1
45		Cap-Expansion Tank	1
46	3256-24	Washer-Flat	2



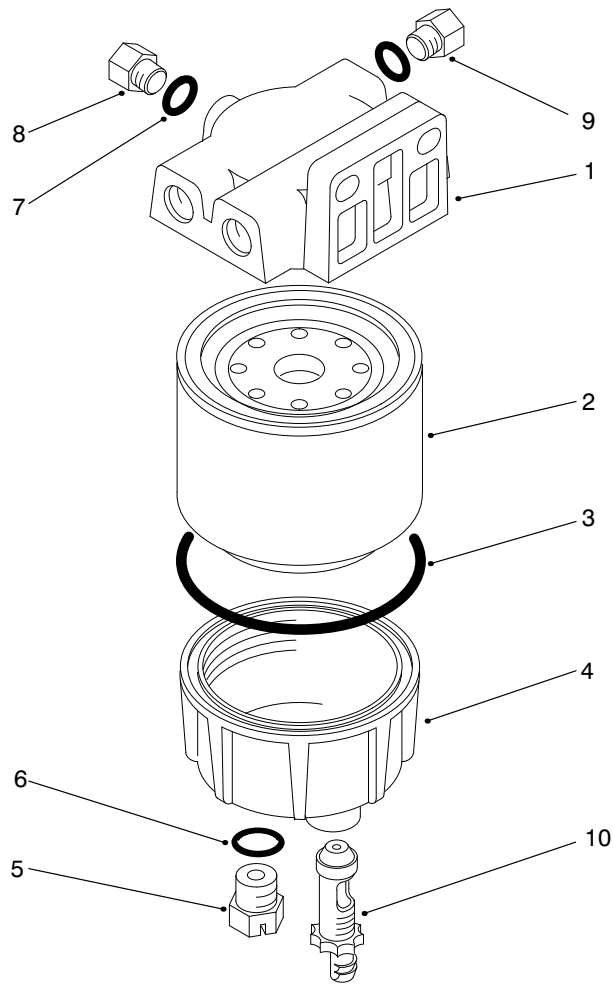
T-2903

### AIR CLEANER ASM

Ref. No.	Part No.	Description	No. Used
1		Asm-Body	1
2	98-9763	Asm-Element	1

Ref. No.	Part No.	Description	No. Used
3	98-9771	Asm-Cover	1
4	94-1414	Valve-Vacuator	1

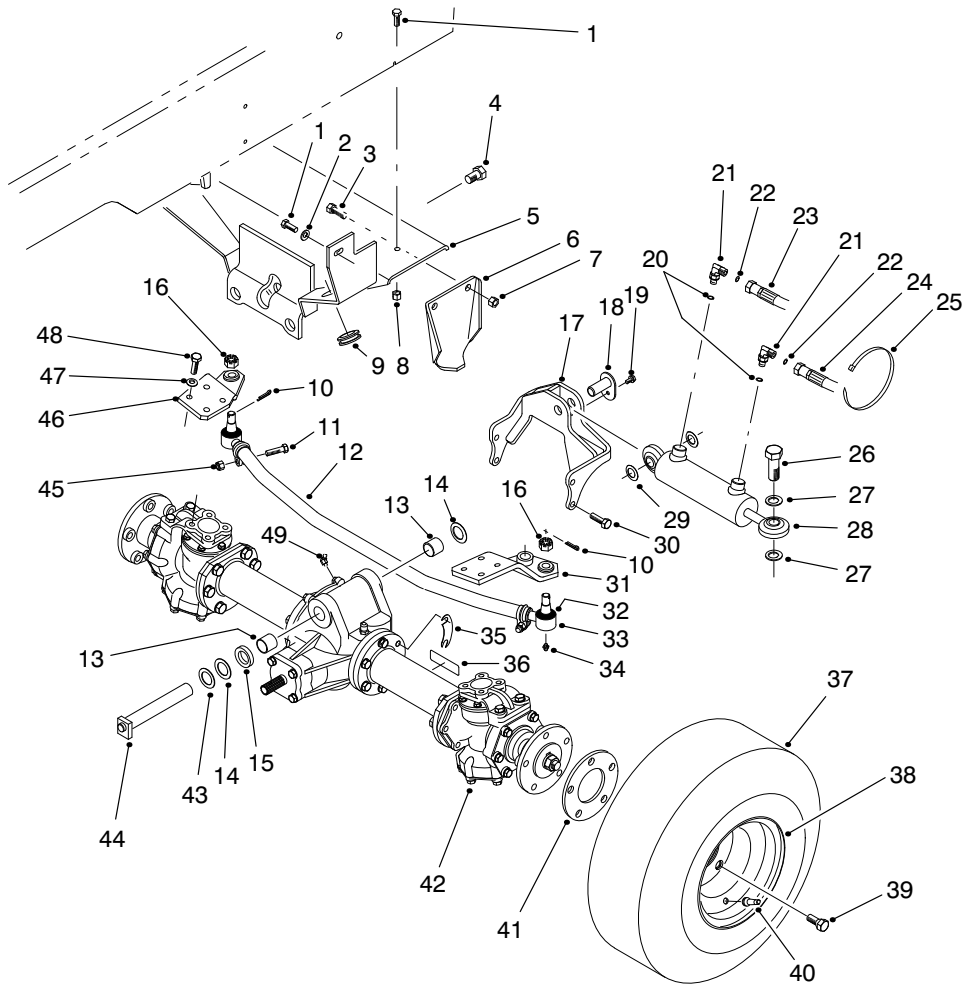
\*Not Illustrated  
 †Not Serviceable Separately



T-2904

## FILTER, WATER/FUEL SEPARATOR ASM

Ref. No.	Part No.	Description	No. Used	Ref. No.	Part No.	Description	No. Used
1	98-9772	Head-Filter	1	6	237-42	O-Ring	1
2	98-9764	Element-Spin On	1	7	237-78	O-Ring	1
3	98-9774	O-Ring, Filter Base	1	8	98-9776	Plug-Head, Filter (Incl. Ref. 37)	1
4	98-9775	Base-Filter	1	9	285-22	Plug-Pipe	1
5	98-9773	Plug-Base, Filter (Incl. Ref. #6)	1	10	98-9777	Asm-Valve, Drain	1



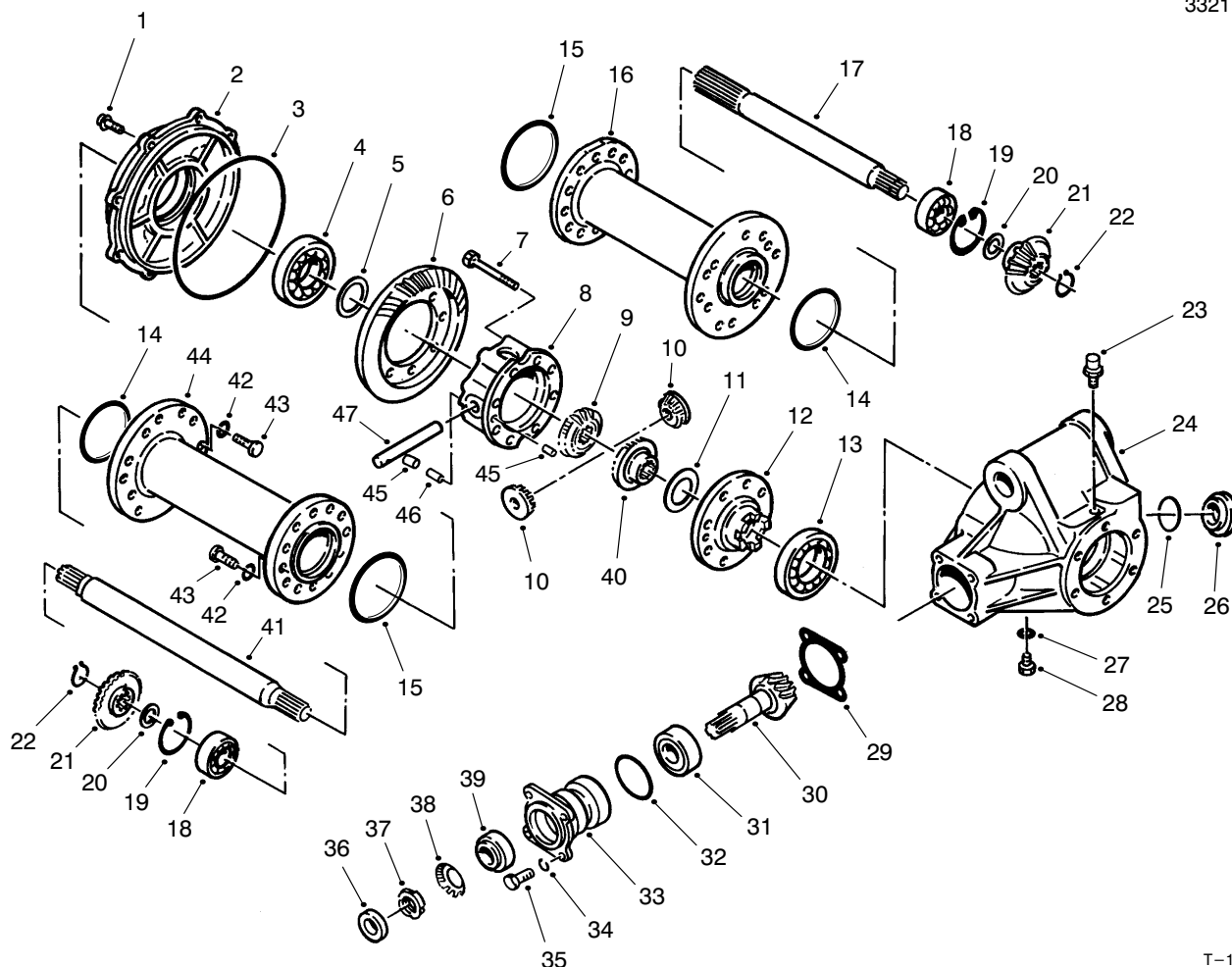
T-1325-1

## REAR AXLE INSTALLATION ASM

Ref. No.	Part No.	Description	No. Used
1	323-7	Screw-HH	4
2	3256-24	Washer-Flat	2
3	325-5	Screw-HH	4
4	327-2	Screw-HH	1
5	75-1100	Support-Axle	1
6	83-5110	Stop-Axle	2
7	3296-23	Nut-Lock	4
8	3296-39	Nut-Lock	2
9	237-165	Grommet	2
10	3272-11	Pin-Cotter	1
11	323-9	Screw-HH	2
12	83-5020	Asm-Tube & Clamp	1
13	67-1750	Bushing-Sleeve	2
14	56-2460	Washer-Flat	2
15	83-5040	Washer	1
16	32136-13	Nut-Slotted	2
17	83-5100	Support-Cylinder	1
18	83-5150	Pin-Cylinder	1
19	32144-4	Screw-TAP	1
20	237-78	O-Ring	2
21	340-132	Fitting-Hydraulic 90° (Incl. Ref. #20 & 22)	2
22	237-21	O-Ring	2
23	75-6220	Hose-Hydraulic	1
24	75-6230	Hose-Hydraulic	1
25	3290-378	Tie-Cable	1
26	82-6910	Screw-HH	4

Ref. No.	Part No.	Description	No. Used
27	67-9410	Washer-Thrust	2
28	83-5030	Asm-Hydraulic Cylinder	1
29	83-5160	Shim	2
30	48-9480	Screw-HH	4
31	83-4930	Arm-Steering LH	1
32	71-4760	Seal-Tie Rod End	2
33	71-4740	Asm-Tie Rod End (Incl. Ref. #16, 32 & 34)	2
34	302-55	Fitting-Grease	2
35	83-5180	Shim-Axle	2
36	93-6697	Decal-Lube	1
37	231-141	Tire	2
38	217-121	Rim	2
39	71-4450	Bolt-Wheel	10
40	232-35	Valve-Stem	2
41	83-7460	Spacer-Wheel	2
42	68-6823	Asm-Axle	1
43	5-1226	Washer	2
44	75-4180	Pin-Rear Axle	1
45	3296-39	Nut-Lock	2
46	83-4950	Arm-Steering RH	1
47	48-9220	Washer-Flat	8
48	48-7780	Screw-HH	8
49	302-11	Fitting-Grease	1
*	83-5010	Asm-Tie Rod (Incl. Ref. #11, 12, 16, 32-34 & 45)	1

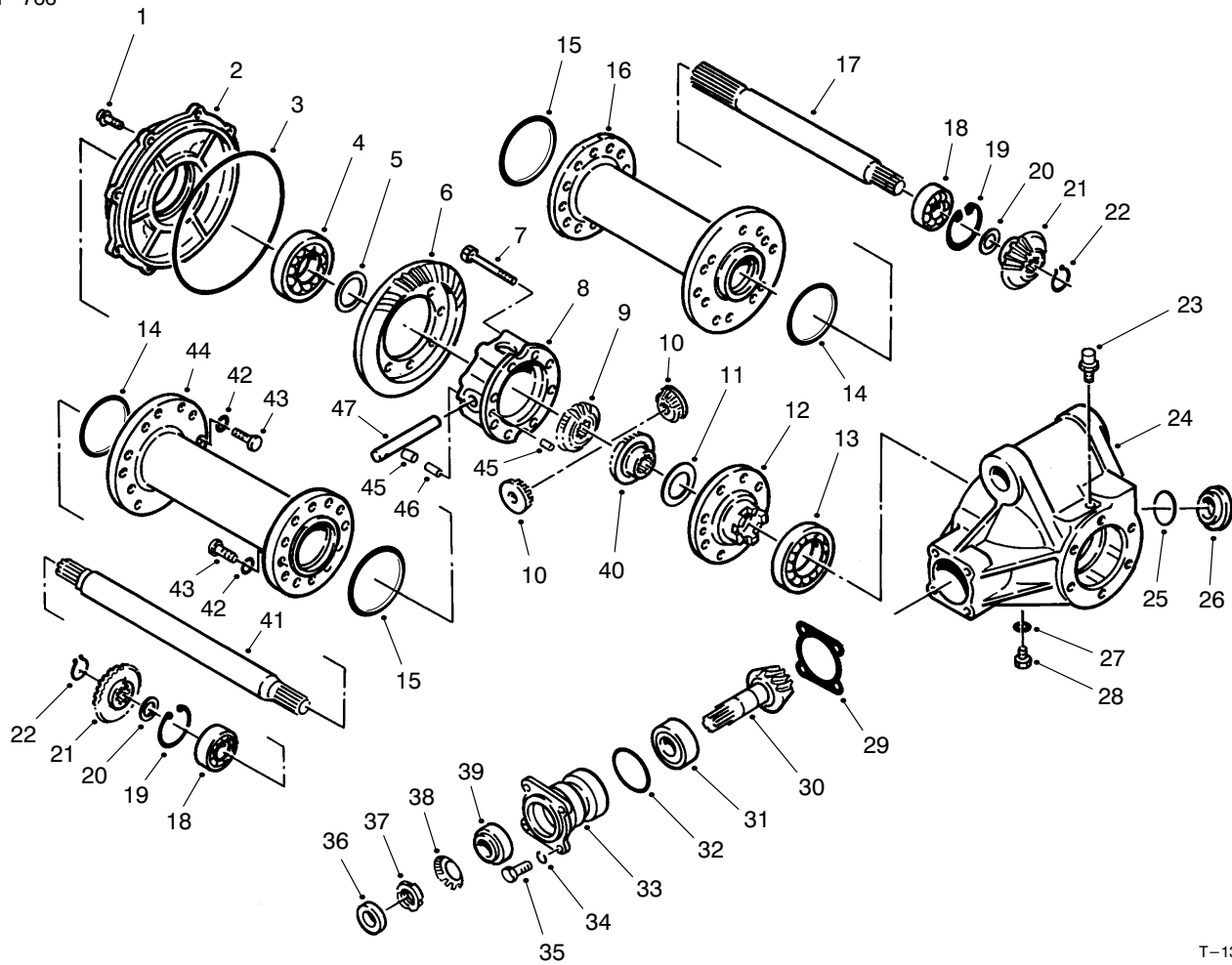
\*Not Illustrated



T-1305-1

## REAR AXLE ASM NO. 68-6823

Ref. No.	Part No.	Description	No. Used	Ref. No.	Part No.	Description	No. Used
1	72-5800	Bolt	8	22	72-5370	Ring-Retaining	2
2	72-4880	Cover	1	23	72-5130	Vent	1
3	72-4890	O-Ring	1	24	72-4870	Case-Differential	1
4	251-344	Bearing-Ball	1	25	72-5140	O-Ring	1
5	72-4960	Shim .1 mm	1	26	72-5150	Plug	1
*	72-4970	Shim .15 mm	1	27	72-5840	Gasket	1
*	72-4980	Shim .5 mm	1	28	72-5820	Plug	1
*	72-4990	Shim .8 mm	1	29	72-5160	Shim .1 mm	1
*	72-5000	Shim 1.0 mm	1	*	72-5170	Shim .15 mm	1
*	72-5010	Shim 1.2 mm	1	*	72-5180	Shim .5 mm	1
6		Gear-Bevel	1	*	72-5190	Shim .8 mm	1
7	72-5810	Bolt	8	*	72-5200	Shim 1.0 mm	1
8	72-4900	Case-Differential	1	*	72-5210	Shim 1.2 mm	1
9	72-4930	Gear-Side, Differential	1	30		Gear-Pinion	1
10	72-4950	Gear-Pinion, Differential	2	31	254-108	Bearing-Roller, Tapered	1
11	72-5040	Washer-Gear, Diff.	1	32	72-5460	O-Ring	1
12	72-4910	Flange-Case, Diff.	1	33	83-5350	Case-Bearing	1
13	251-345	Bearing-Ball	1	34	42-9850	Washer-Lock	8
14	93-3664	O-Ring	2	35	48-9460	Bolt-HH	4
15	93-3665	O-Ring	2	36	83-5360	Seal-Oil	1
16	83-5270	Tube-Axle, RH	1	37	83-5340	Nut-Bearing	1
17	83-5280	Axle-RH	1	38	83-5330	Washer-Bearing	1
18	251-350	Bearing-Ball	2	39	254-109	Bearing-Roller, Tapered	1
19	72-5360	Ring-Retaining	2	40	72-4940	Gear-Side, Differential	1
20	72-5100	Spacer	2	41	83-5310	Axle-LH	1
21	72-5090	Gear-Bevel	2	42	42-9600	Washer-Lock	24

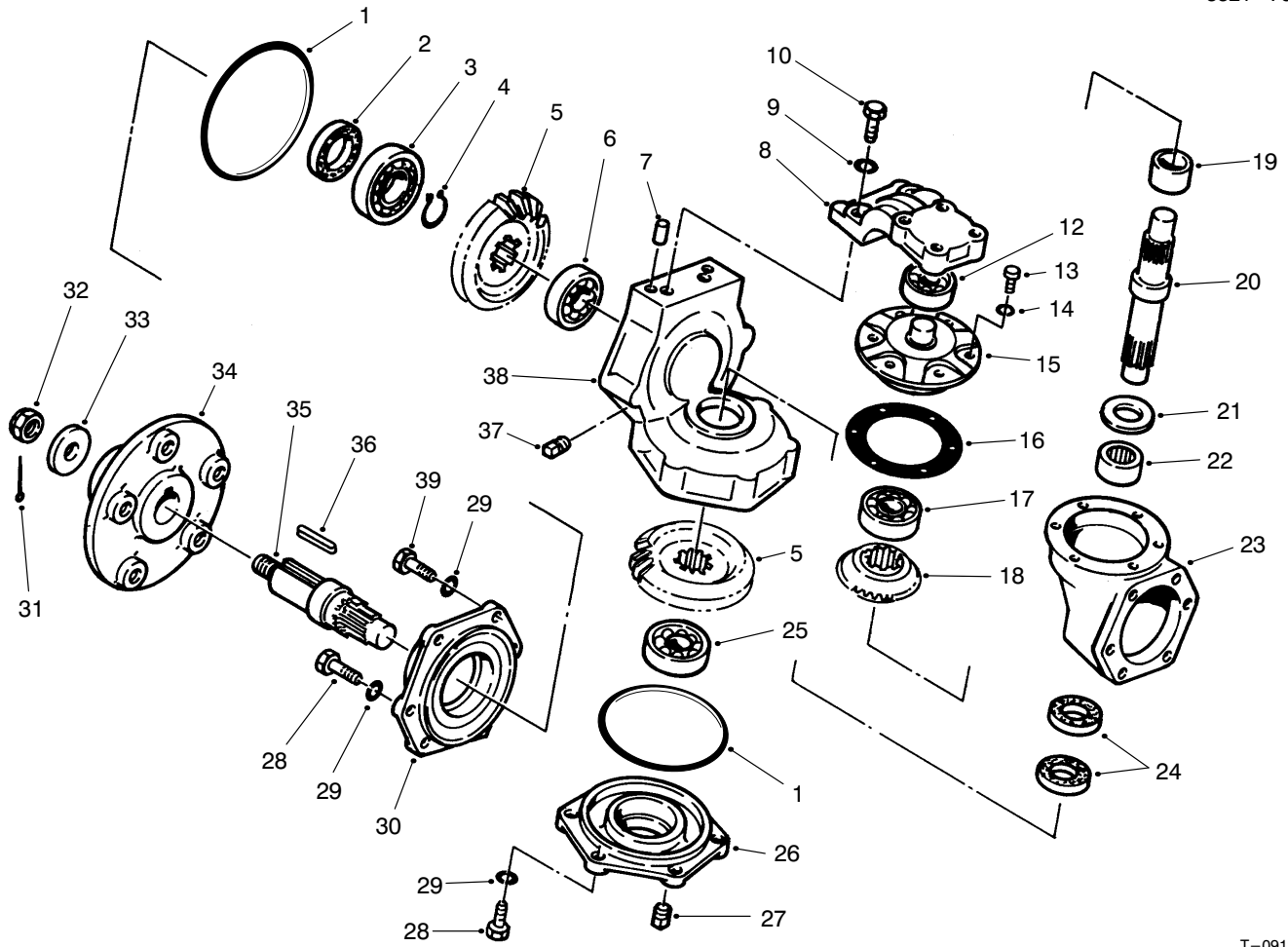


T-1305-1

### REAR AXLE ASM NO. 68-6823 (Continued)

Ref. No.	Part No.	Description	No. Used
43	48-9470	Bolt	24
44	83-5290	Tube-Axle, LH	1
45	72-5030	Pin-Dowel	2
46	72-5440	Pin-Spring	1

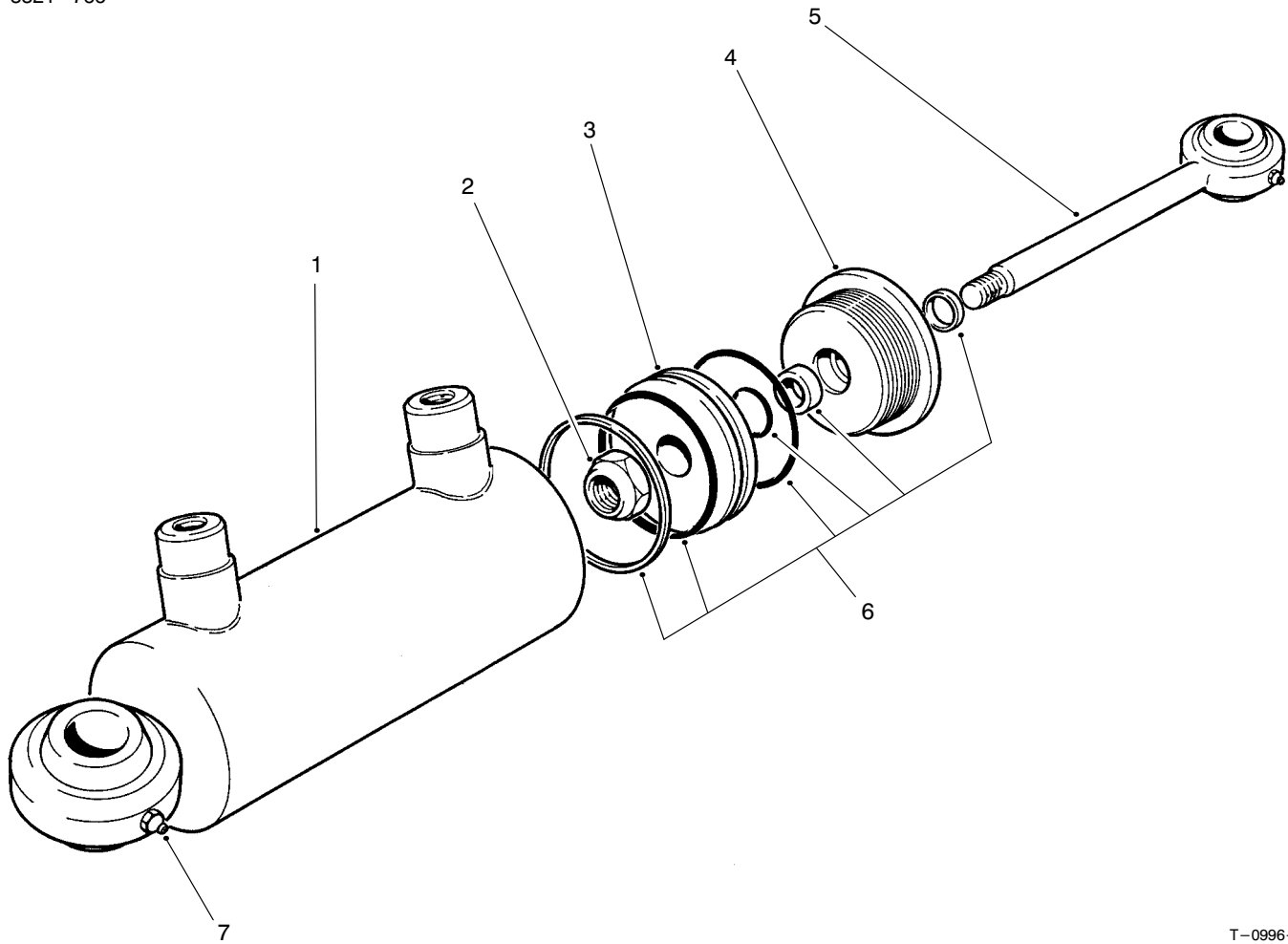
Ref. No.	Part No.	Description	No. Used
47	72-5020	Shaft-Pinion	1
*	83-5370	Asm-Ring & Pinion (Incl. Ref.#6 & 30)	1



T-0912-1

## REAR AXLE ASM NO. 68-6823 (Continued)

Ref. No.	Part No.	Description	No. Used	Ref. No.	Part No.	Description	No. Used
1	93-3670	O-Ring	4	21	93-3668	Washer-Thrust	2
2	72-5740	Seal-Oil	2	22	93-3669	Bearing-Needle	2
3	251-348	Bearing-Ball	2	23	93-3666	Gear Box-Axle	2
4	72-5720	Ring-Retaining	2	24	72-5730	Seal-Oil	4
5	72-5580	Gear-Bevel	4	25	251-263	Bearing-Ball	2
6	251-8	Bearing-Ball	2	26	72-5550	Cover	2
7	93-3671	Pin-Dowel	4	27	281-10	Plug-Socket, Hex.	2
8	93-3672	Arm-Knuckle	2	28	48-9460	Screw-HH	20
9	42-9600	Washer-Lock	28	29	42-9850	Washer-Lock	28
10	48-9470	Screw-HH	4	30	72-5540	Case-Knuckle	2
12	251-347	Bearing-Ball	2	31	3272-17	Pin-Cotter	2
13	72-5790	Screw-HH	12	32	72-5770	Nut-Castle	2
14	43-5930	Washer-Lock	12	33	72-5660	Washer-Shaft, Wheel	2
15	72-5590	Retainer-Bearing	2	34	72-5650	Hub-Wheel	2
16	72-5630	Gasket	2	35	72-5570	Shaft-Axle, Outer	2
17	251-349	Bearing-Ball	2	36	72-5780	Key	2
18	72-5090	Gear-Bevel	2	37	281-7	Plug-Pipe, Square Hd.	2
19	72-5680	Spacer	2	38	93-3667	Case-Knuckle	2
20	72-5560	Pin-King, Knuckle	2	39	48-7710	Screw-HH	4



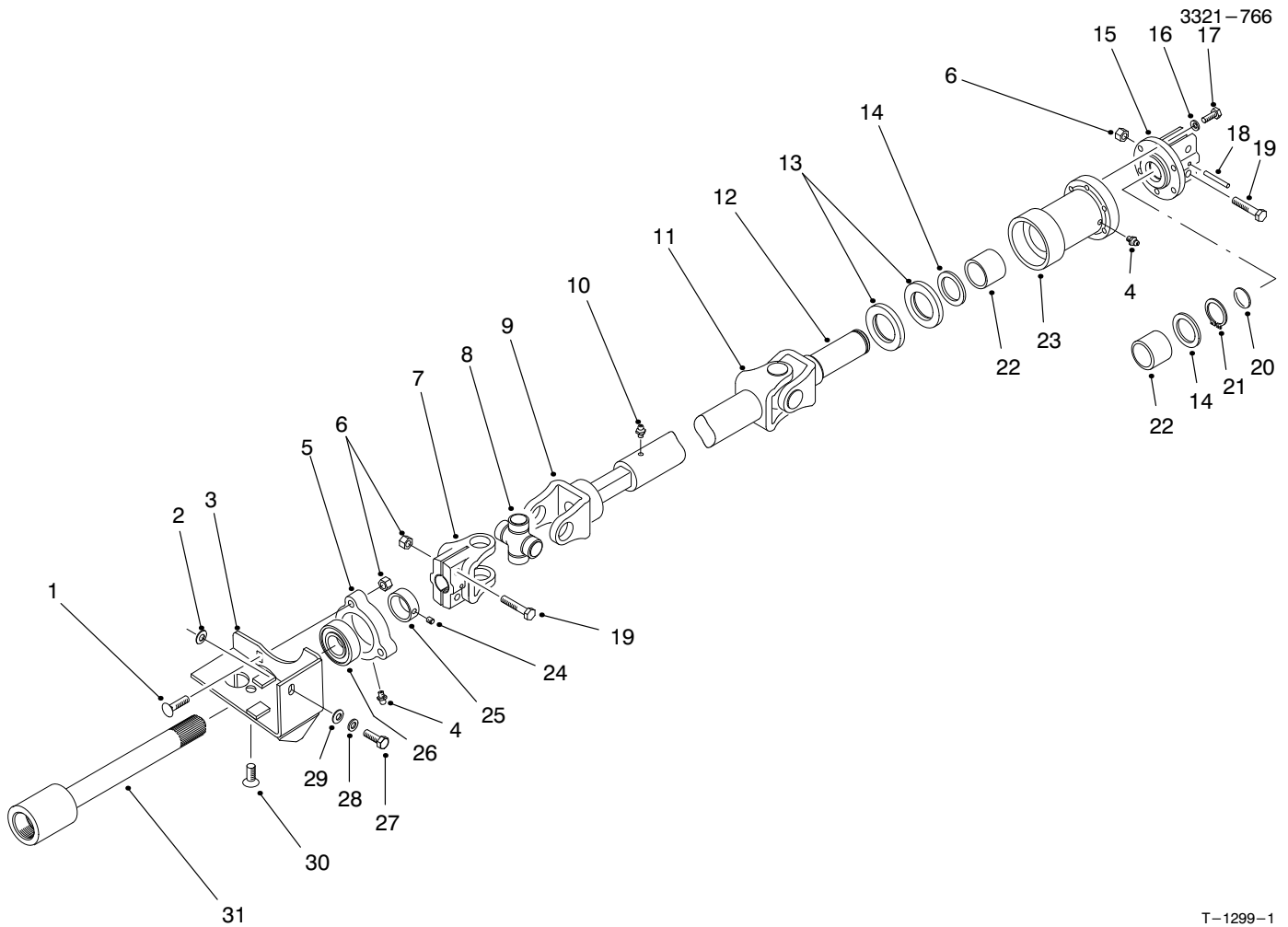
T-0996-1

## HYDRAULIC CYLINDER NO. 83-5030

Ref. No.	Part No.	Description	No. Used
†1		Asm-Barrel	1
2	75-1210	Nut-Lock	1
3	75-1220	Piston	1
4	75-1260	Head-Internal	1

Ref. No.	Part No.	Description	No. Used
5	83-5380	Asm-Piston Rod	1
6	75-1250	Seal Kit	1
7	302-5	Fitting-Grease	2

†Not Serviced Separately



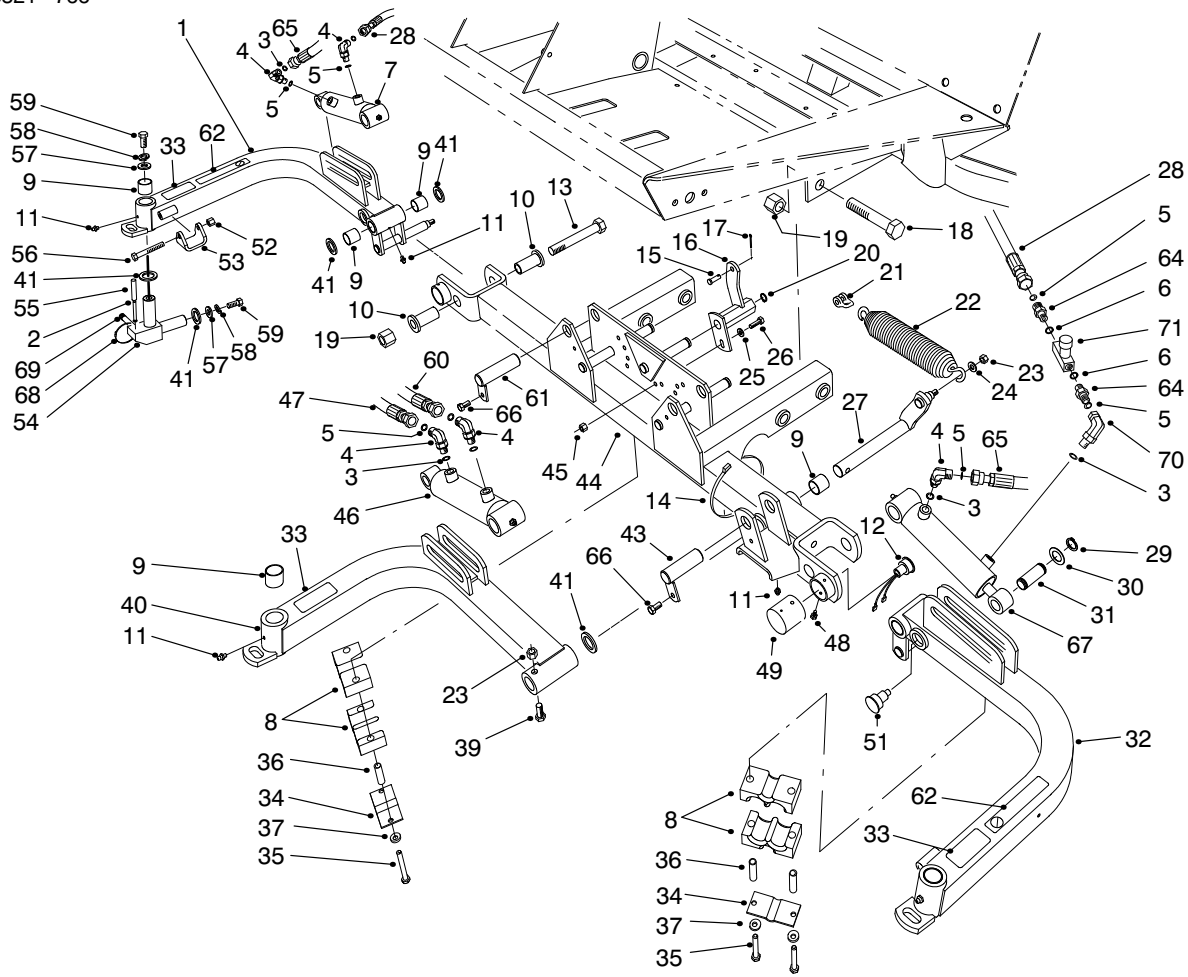
T-1299-1

## DRIVE SHAFT ASM

Ref. No.	Part No.	Description	No. Used
1	3230-3	Bolt-Carriage	3
2	83-7470	Shim	2
3	83-4970	Bracket-Bearing	1
4	302-5	Fitting-Grease	2
5	76-2460	Asm-Bearing (Incl. Ref. #4 & 24-26)	1
6	3296-29	Nut-Lock	7
7	54-9090	Yoke-End	1
8	54-9180	Kit-Universal Joint	2
9	72-3420	Shaft-Slip Yoke	1
10	302-58	Fitting-Grease	1
11	83-5260	Tube-Slip Yoke	1
12	72-3440	Yoke-Shaft	1
13	253-155	Seal	2
14	71-4590	Washer-Thrust	2
15	76-4690	Asm-Axle Coupling (Incl. Ref. #6 & 19)	1
16	3253-3	Washer-Lock	6

Ref. No.	Part No.	Description	No. Used
17	3274-8	Screw-HH	6
18	32121-34	Pin-Roll	1
19	322-8	Screw-HH	4
20	284-3	Plug-Welch	1
21	32151-87	Ring-Retaining	1
22	71-4580	Clutch-Roller	2
23	71-4570	Housing-Clutch	1
24	3245-35	Screw-Set	1
25	251-77	Collar-Locking	1
26	251-337	Bearing-Ball	1
27	48-9460	Screw-HH	1
28	42-9850	Washer-Lock	1
29	48-8030	Washer-Flat	1
30	3274-34	Screw-Socket Flat Hd.	1
31	83-4900	Shaft-Traction	1
*	83-5190	Asm-Drive Shaft (Incl. Ref. #7-12)	1

\*Not Illustrated



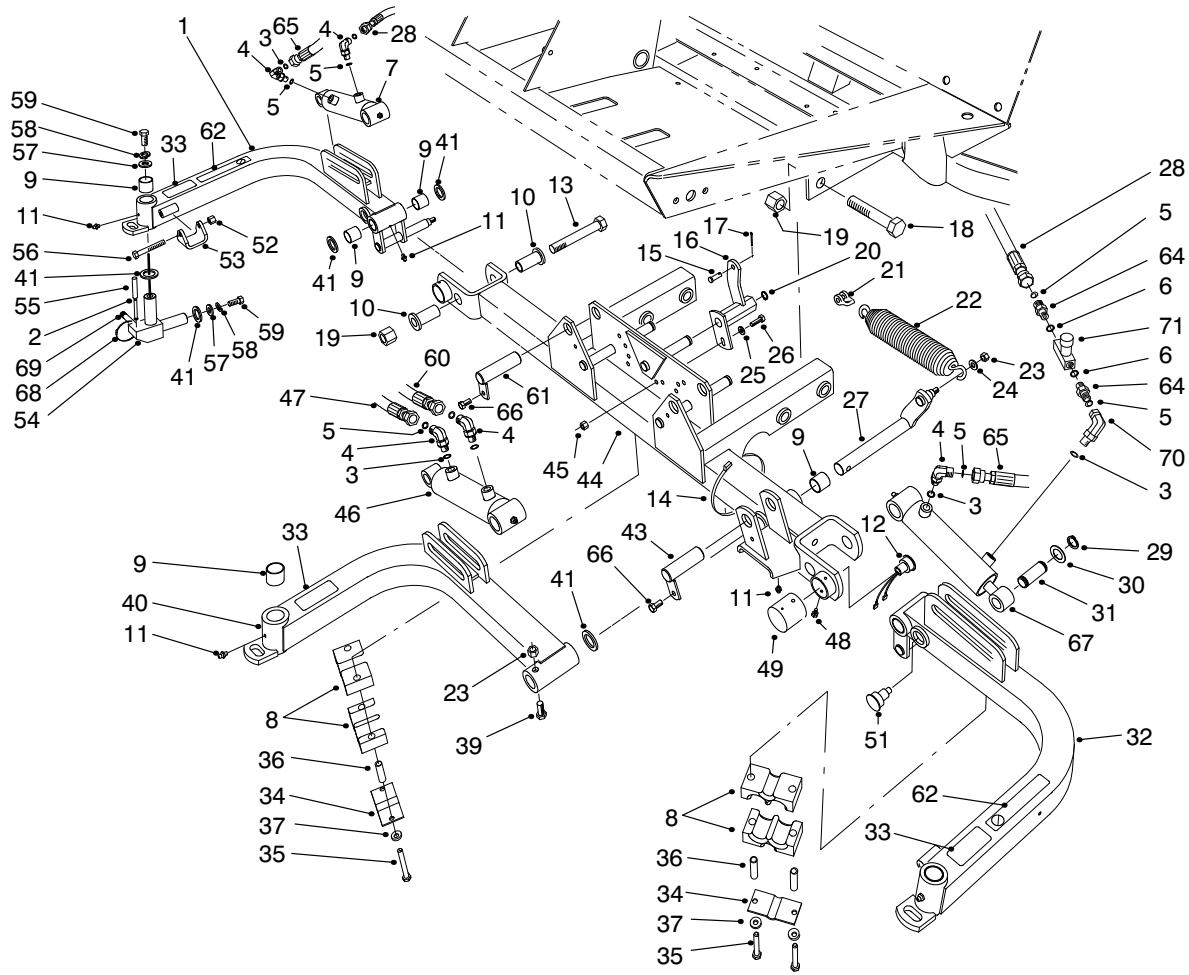
T-1059-6

## FRONT LIFT ARMS ASM

Ref. No.	Part No.	Description	No. Used
1	94-5598	Asm-Lift Arm RH (Incl. Ref. #9 & 11)	1
2	32121-27	Pin-Roll	3
3	237-78	O-Ring	6
4	340-132	Fitting-Hydraulic 90° (Incl. Ref. #3 & 5)	5
5	237-21	O-Ring	8
6	237-42	O-Ring	2
7	98-8069	Asm-Hydraulic Cylinder	1
8	82-8170	Clamp-Hose	8
9	67-1750	Bushing-Sleeve	12
10	84-8320	Insert-Hinge	4
11	302-5	Fitting-Grease	6
12	92-8002	Sensor-Reed Switch	1
13	328-12	Screw-HH	2
14	3290-379	Tie-Cable	3
15	283-6	Pin-Clevis	3
16	75-5210	Bracket-Spring Center	1
*	75-5200	Bracket-Spring RH	1
*	75-5220	Bracket-Spring LH	1
17	3272-10	Pin-Cotter	3
18	328-7	Screw-HH	4
19	3296-51	Nut-Lock	6
20	32151-48	Ring-Retaining	3
21	282-4	Clevis-Spring	3

Ref. No.	Part No.	Description	No. Used
22	5-0743	Spring-Extension	3
23	3296-44	Nut-Lock	4
24	3256-24	Washer-Flat	3
25	3256-23	Washer-Flat	3
26	322-5	Screw-HH	3
27	75-4550	Shaft-Center Arm Pivot	1
28	75-5890	Hose-Hydraulic	2
29	32120-93	Ring-Retaining	6
30	3-6498	Washer-Thrust	6
31	75-5350	Pin-Cylinder Rod End	3
32	94-5800	Asm-Lift Arm LH (Incl. Ref. #9 & 11)	1
33	93-6696	Decal-Warning	3
34	93-7961	Clamp-Rubber	3
35	322-13	Screw-HH	6
36	93-7960	Spacer	6
37	3256-70	Washer-Flat	6
39	323-11	Screw-HH	1
40	94-5802	Asm-Lift Arm, Center (Incl. Ref. #9 & 11)	1
41	256-115	Washer-Thrust	11
43	83-6790	Pin-Cylinder (Short)	1
44	94-5808	Asm-Carrier Frame (Incl. Ref. #9 & 11)	1
45	3296-29	Nut-Lock	3

\*Not Illustrated



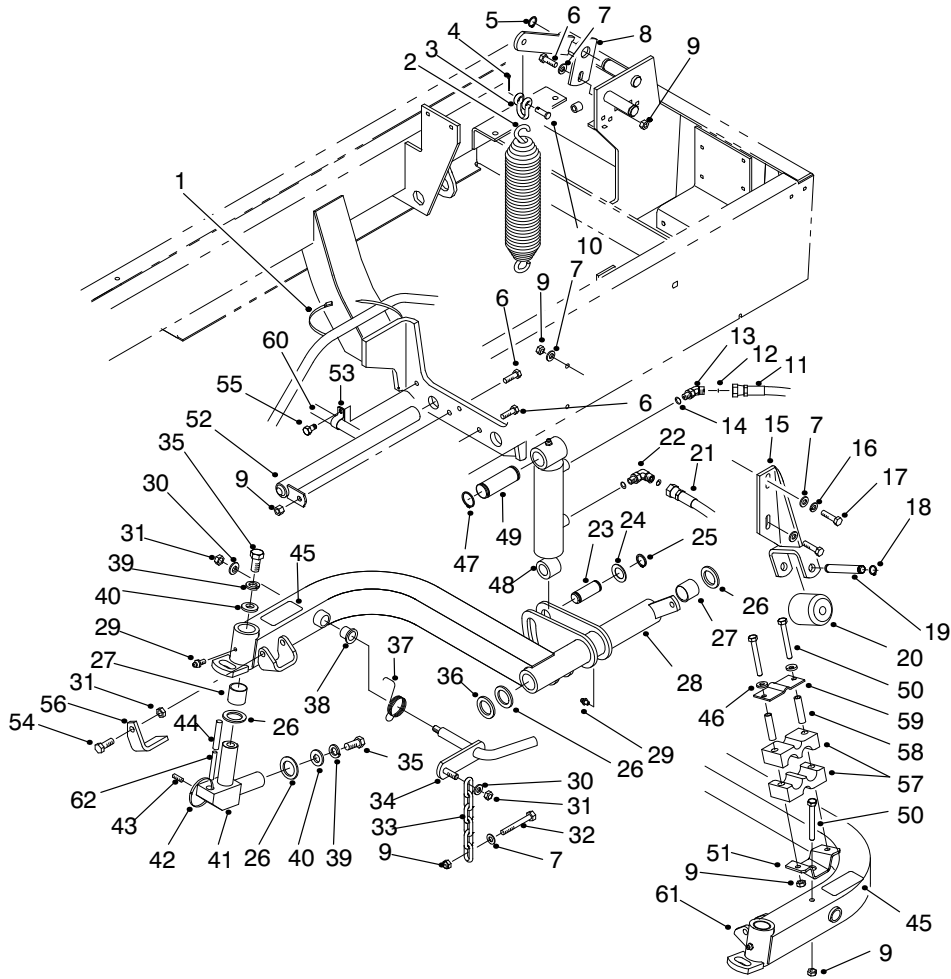
T-1059-6

## FRONT LIFT ARMS ASM (Continued)

Ref. No.	Part No.	Description	No. Used
46	93-9310	Asm-Hydraulic Cylinder	1
47	75-5900	Hose-Hydraulic	1
48	32104-76	Screw-Thread Forming	2
49	75-6370	Cover-Sensor	1
51	92-8754	Actuator-Reed Switch	1
52	3296-39	Nut-Lock	2
53	75-5410	Bracket-Arm	2
54	75-3010	Joint-Arm	3
55	32121-122	Pin-Roll	3
56	323-12	Screw-HH	2
57	3256-6	Washer-Flat	6
58	3253-7	Washer-Lock	6
59	325-4	Screw-HH	6
60	75-5910	Hose-Hydraulic	1
61	83-6780	Pin-Cylinder (Long)	2

Ref. No.	Part No.	Description	No. Used
62	93-6687	Decal-No Step	2
64	340-1	Fitting-Straight (Incl. Ref. #5 & 6)	2
65	82-6490	Hose-Hydraulic	1
66	32144-14	Screw-Self Tapping	3
67	98-8068	Asm-Hydraulic Cylinder	1
68	3290-378	Tie-Cable	5
69	92-9097	Set Screw	3
70	340-143	Fitting-Hydraulic 90° (Incl. Ref. #3)	1
71	98-9742	Valve-Flow Control	1
*	93-6688	Decal-Hands/Feet (Mounted on Cutting Unit Frames)	3

\* Not Illustrated



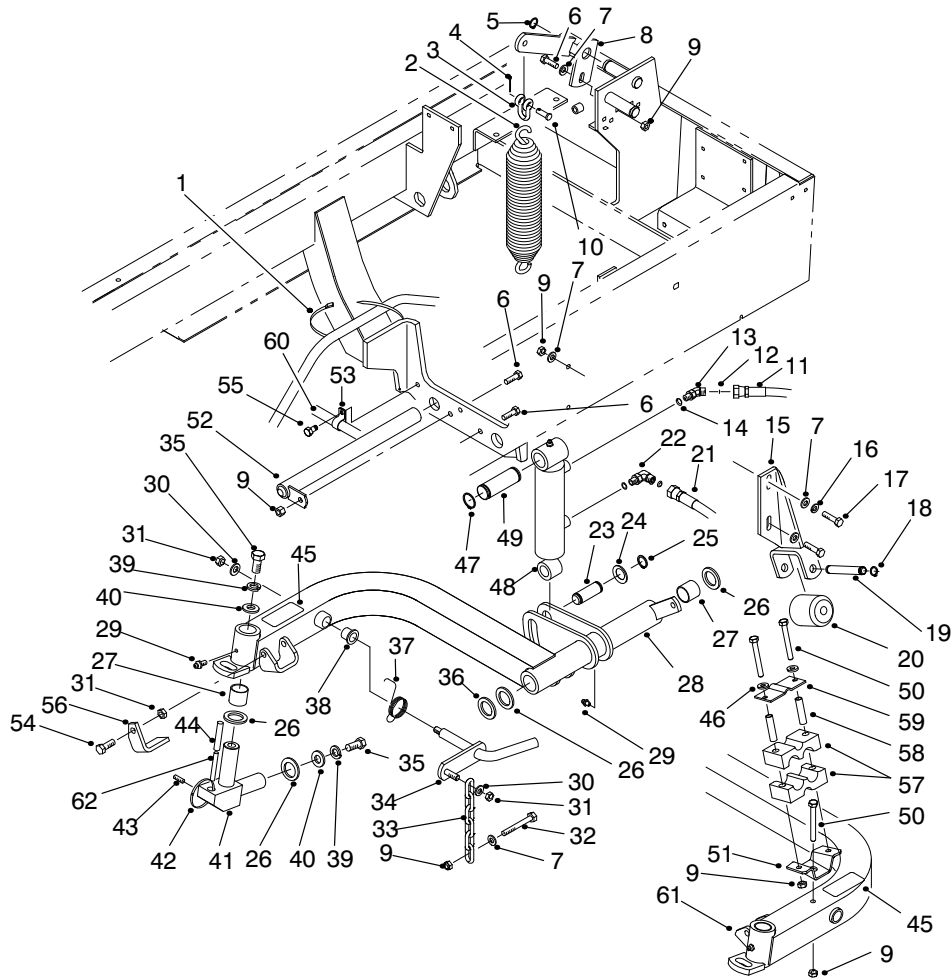
T-1880-4

## REAR LIFT ARMS ASM

Ref. No.	Part No.	Description	No. Used
1	3290-379	Tie-Cable	4
2	5-0743	Spring-Counterbalance	2
3	282-4	Clevis-Spring	2
4	3272-10	Pin-Cotter	2
5	32151-48	Ring-Retaining	2
6	322-5	Screw-HH	3
7	3256-23	Washer-Flat	10
8	98-4548	Bracket-Spring Rear RH	1
*	98-4536	Bracket-Spring Rear LH	1
9	3296-29	Nut-Lock	11
10	283-6	Pin-Clevis	2
11	75-6070	Hose-Hydraulic (Cap)	1
12	237-78	O-Ring	4
13	340-103	Fitting-Hydraulic 45° (Incl. Ref. #12 & 14)	1
14	237-21	O-Ring	4
15	75-3810	Bracket-Roller	2
16	3253-4	Washer-Lock	2
17	322-6	Screw-HH	4
18	32151-61	Ring-Retaining	4
19	75-5400	Shaft-Roller	2
20	75-5390	Roller	2
21	75-6180	Hose-Hydraulic RH (Rod)	2
*	75-6080	Hose-Hydraulic LH (Rod)	1
22	340-132	Fitting-Hydraulic 90° (Incl. Ref. #12 & 14)	3

Ref. No.	Part No.	Description	No. Used
23	75-5350	Pin-Cylinder Rod End	2
24	3-6498	Washer-Thrust	4
25	32120-93	Ring-Retaining	4
26	256-115	Washer-Thrust	8
27	67-1750	Bushing-Sleeve	8
28	94-5596	Asm-Lift Arm Rear RH (Incl. Ref. #27, 29 & 38)	1
29	302-5	Fitting-Grease	4
30	3256-24	Washer-Flat	4
31	3296-39	Nut-Lock	6
32	322-12	Screw-HH	2
33	5-1096	Chain-Cutting Unit	2
34	75-4590	Rod-Pivot	2
35	325-4	Screw-HH	4
36	93-0142	Bushing-Straight	2
37	75-4520	Spring-Torsion RH	1
*	75-4530	Spring-Torsion LH	1
38	256-287	Bushing-Flange	4
39	3253-7	Washer-Lock	4
40	3256-6	Washer-Flat	4
41	75-3010	Joint-Arm	2
42	3290-378	Tie-Cable	2
43	92-9097	Set Screw	2
44	32121-122	Pin-Roll	2

\*Not Illustrated

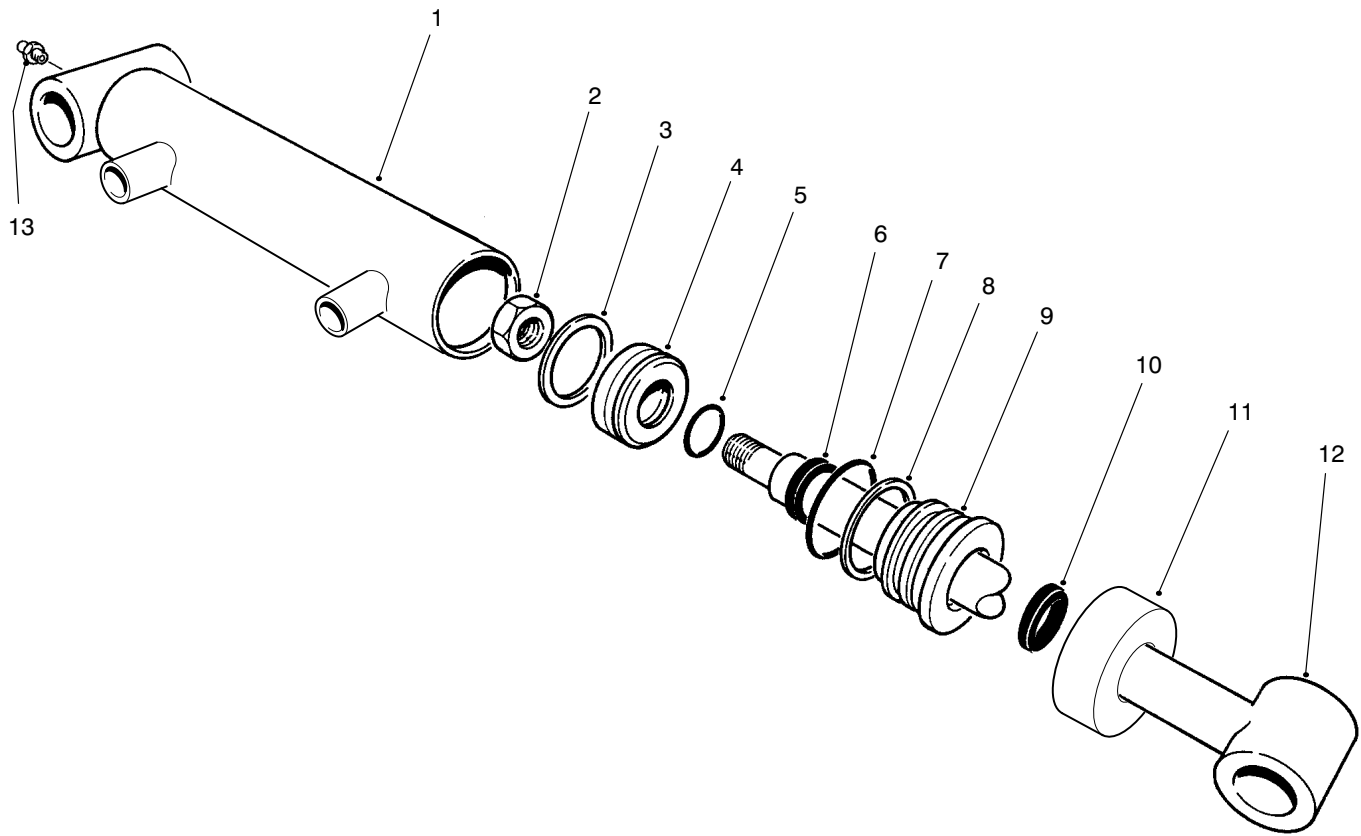


T-1880-4

## REAR LIFT ARMS ASM (Continued)

Ref. No.	Part No.	Description	No. Used	Ref. No.	Part No.	Description	No. Used
45	93-6696	Decal-Warning	2	*	83-5170	Stop-Reel LH	1
46	3256-70	Washer-Plain	2	57	82-8170	Clamp	2
47	32151-36	Ring-Retaining	4	58	93-7960	Spacer	2
48	93-9311	Asm-Hydraulic Cylinder	2	59	93-7961	Clamp	1
49	75-5360	Pin-Cylinder Cap End	2	61	94-5594	Asm-Lift Arm Rear LH (Incl. Ref. #27, 29 & 38)	1
50	322-13	Screw-HH	3	62	32121-27	Pin-Roll	2
51	94-4919	Bracket-Clamp, Hose	1	*	93-6688	Decal-Hands/Feet (Mounted on Cutting Unit Frames)	2
52	93-0069	Pin-Pivot	2				
54	323-6	Screw-HH	2				
56	93-3640	Stop-Reel RH	1				

\*Not Illustrated



T-2114-2

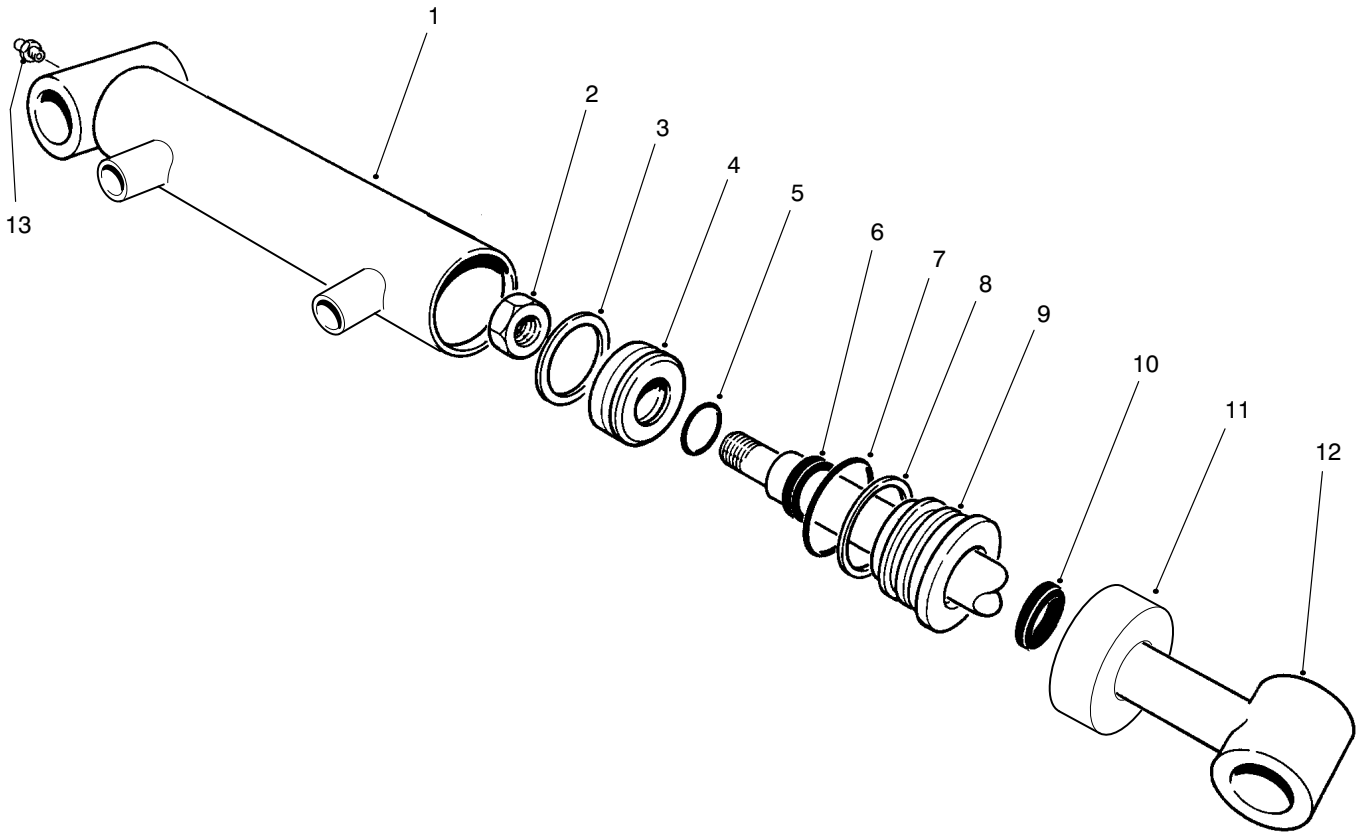
## HYDRAULIC CYLINDER NO. 93-9311

Ref. No.	Part No.	Description	No. Used
†1	93-9313	Asm-Barrel	1
2	32152-10	Nut	1
†3		Uni-ring	1
4	70-2780	Piston	1
†5		O-Ring	1
†6		Seal-Rod	1
†7		O-Ring	1
†8		Backup	1

Ref. No.	Part No.	Description	No. Used
9	93-7990	Head	1
†10		Seal-Dust	1
11	93-7991	Collar	1
12	75-3790	Shaft and Tube	1
13	302-5	Fitting-Grease	1
*	86-7330	Seal Repair Kit (Incl. Ref. #3, 5-8 & 10)	1

\*Not Illustrated

†Not Serviced Separately



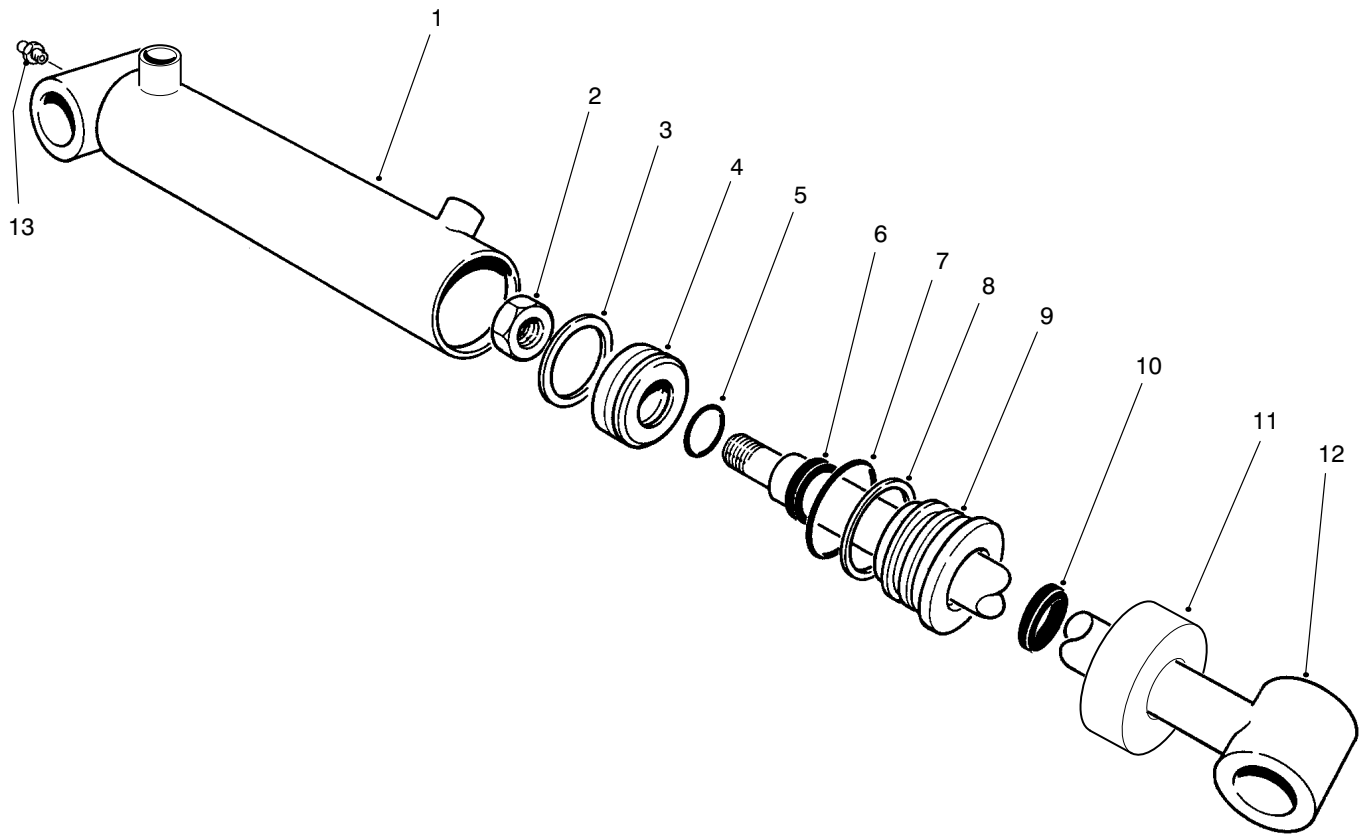
T-2114-2

## HYDRAULIC CYLINDER NO. 93-9310

Ref. No.	Part No.	Description	No. Used
1	93-9312	Asm-Barrel	1
2	32152-10	Nut	1
†3		Uni-ring	1
4	70-2780	Piston	1
†5		O-Ring	1
†6		Seal-Rod	1
†7		O-Ring	1
†8		Backup	1

Ref. No.	Part No.	Description	No. Used
9	93-7990	Head	1
†10		Seal-Dust	1
11	93-7991	Collar	1
12	75-3790	Shaft and Tube	1
13	302-5	Fitting-Grease	1
*	86-7330	Seal Repair Kit (Incl. Ref. #3, 5-8 & 10)	1

\*Not Illustrated  
†Not Serviced Separately



T-2115-1

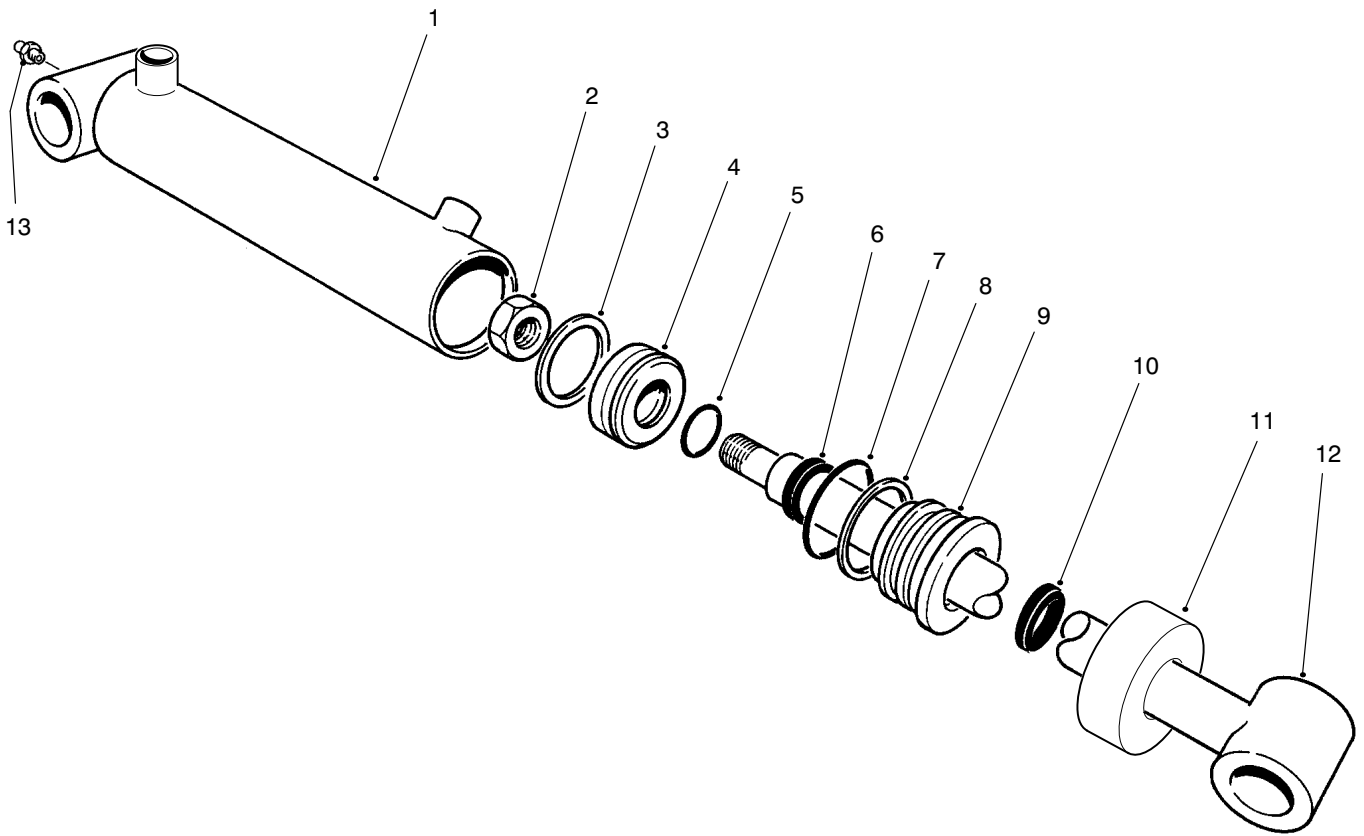
## HYDRAULIC CYLINDER NO. 98-8069

Ref. No.	Part No.	Description	No. Used
1	93-7558	Asm-Barrel	1
2	32152-10	Nut	1
†3		Uni-ring	1
4	84-1710	Piston	1
†5		O-Ring	1
†6		Seal-Rod	1
†7		O-Ring	1
†8		Backup	1

Ref. No.	Part No.	Description	No. Used
9	98-7354	Head	1
†10		Seal-Dust	1
11	93-7994	Collar	1
12	84-1740	Shaft and Tube	1
13	302-5	Fitting-Grease	1
*	84-1760	Seal Repair Kit (Incl. Ref. #3, 5-8 & 10)	1

\*Not Illustrated

†Not Serviced Separately



T-2115-1

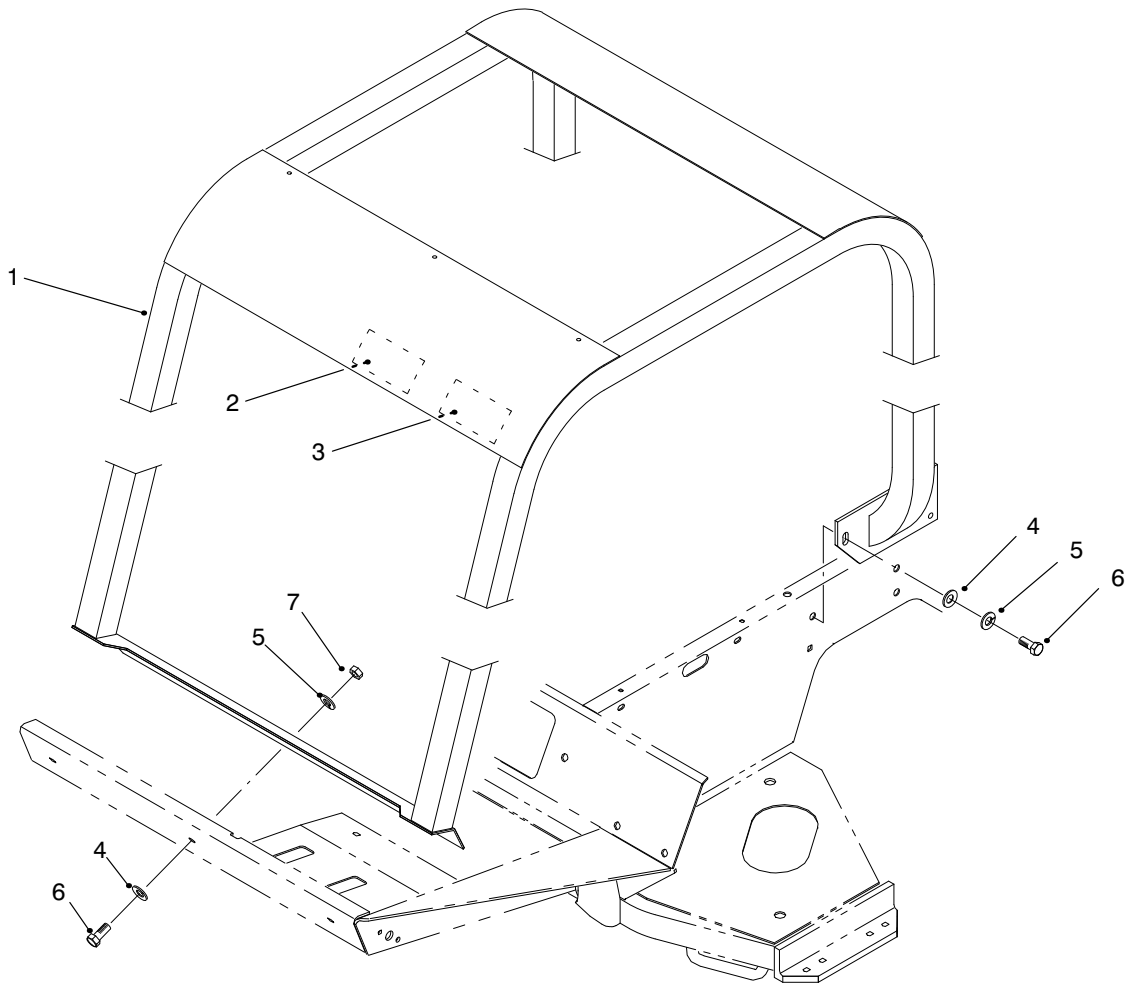
## HYDRAULIC CYLINDER NO. 98-8068

Ref. No.	Part No.	Description	No. Used
1	93-7557	Asm-Barrel	1
2	32152-10	Nut	1
†3		Uni-ring	1
4	70-2780	Piston	1
†5		O-Ring	1
†6		Seal-Rod	1
†7		O-Ring	1
†8		Backup	1

Ref. No.	Part No.	Description	No. Used
9	98-7353	Head	1
†10		Seal-Dust	1
11	93-7991	Collar	1
12	75-2120	Shaft and Tube	1
13	302-5	Fitting-Grease	1
*	86-7330	Seal Repair Kit (Incl. Ref. #3, 5-8 & 10)	1

\*Not Illustrated

†Not Serviced Separately



T-1959-1

## ROLL OVER PROTECTION SYSTEM (R.O.P.S.) (Optional)

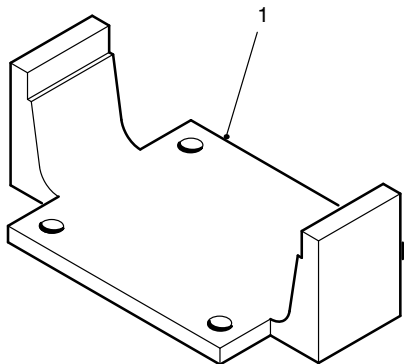
Ref. No.	Part No.	Description	No. Used
1	83-7410	Roll-Bar	1
2	85-9980	Decal-R.O.P.S.	1
2	93-8073	Decal-R.O.P.S. (Europe)	1
3	83-7430	Decal-Danger	1
3	93-8050	Decal-Danger (Europe)	1
3	84-4300	Decal-Danger (Japan)	1
4	3256-26	Washer-Flat	9

Ref. No.	Part No.	Description	No. Used
5	3253-7	Washer-Lock	9
6	325-5	Screw-HH	9
7	3217-9	Nut-Lock	3
*	21-4191	Asm-Seat Belt	1
*	3212-4	Screw-HH	2
*	3253-6	Washer-Lock	2

\*Not Illustrated

# SPECIAL TOOLS

## AXLE TOOL NO. \*TOR859920



T-1325-1

Ref. No.	Part No.	Description	No. Used
1		Tool-Axle	1

# TORO PART NUMBER INDEX

Part No.	Description	Pg. No.	Ref. No.	Qty.	Part No.	Description	Pg. No.	Ref. No.	Qty.
3-6498	Washer-Thrust	30	22	2	43-0090	Screw-HH	35	16	2
3-6498	Washer-Thrust	76	24	4	43-0090	Screw-HH	36	31	14
3-6498	Washer-Thrust	74	30	6	43-5930	Washer-Lock	71	14	12
3-6657	Clamp-Cable	7	29	1	43-5930	Washer-Lock	36	21	1
3-6657	Clamp-Cable	37	51	1	43-6710	Diff. Adjust. Shim .003	26	15	A/R
5-0652	Spacer	6	42	1	43-6711	Diff. Adjust. Shim .005	26	16	A/R
5-0743	Spring-Counterbalance	76	2	2	43-6712	Diff. Adjust. Shim .010	26	17	A/R
5-0743	Spring-Extension	74	22	3	43-6713	Diff. Adjust. Shim .030	26	18	A/R
5-1096	Chain-Cutting Unit	76	33	2	43-6750	Cup-Bearing, Tapered	26	10	1
5-1226	Washer	68	43	2	43-6760	Cone-Bearing, tapered	26	9	1
21-4191	Asm-Belt, Seat	7	50	1	43-6810	Spider-Torque	28	5	2
21-4191	Asm-Seat Belt	82	*	1	44-2210	Asm-Lights, Warning	4	32	1
21-7670	Case-Differential	27	33	1	46-6550	Connector-Fuel, Elbow 90°	22	19	1
21-7690	Gear-Pinion	26	6	2	46-6560	Grommet	22	20	2
21-7700	Shaft-Pinion Mate	27	31	1	46-8091	Screw-HH	1	7	4
21-7710	Pin-Roll	27	30	1	47-0110	Spacer-Spindle	36	6	1
21-7720	Washer-Thrust	26	4	2	48-7430	Pre-Cleaner	65	4	1
21-7730	Washer-Thrust	26	7	2	48-7710	Screw-HH	71	39	4
21-7770	Screw-Drive Gear	27	32	5	48-7780	Screw-HH	68	48	8
21-8020	Spacer-Front Pinion	27	25	1	48-7890	Nut-Hex.	36	22	1
21-8090	Diff. Adjust. Shim .003	27	38	A/R	48-8030	Washer-Flat	73	29	1
21-8100	Diff. Adjust. Shim .005	27	37	A/R	48-9220	Washer-Flat	68	47	8
21-8110	Diff. Adjust. Shim .010	27	36	A/R	48-9460	Bolt-HH	69	35	4
21-8120	Diff. Adjust. Shim .030	27	35	A/R	48-9460	Screw-HH	73	27	1
21-8180	Bearing	28	3	2	48-9460	Screw-HH	71	28	20
21-8270	Pin-Dowel	26	3	2	48-9470	Bolt	70	43	24
21-8360	Clip-Retaining	28	10	2	48-9470	Screw-HH	71	10	4
21-8390	Cup-Bearing	27	24	1	48-9480	Screw-HH	68	30	4
21-9260	Seal-Shaft	4	27	1	49-6440	Plate-Traction Pedal	6	11	1
21-9370	Screw-Adjusting	28	7	2	54-9090	Yoke-End	73	7	1
21-9380	Nut-Pivot	28	8	2	54-9180	Kit-Universal Joint	73	8	2
21-9390	Socket-Adjusting Screw	28	6	2	56-2460	Washer-Flat	68	14	2
21-9420	Spring-Shoe Return, LH	28	17	2	57-6390	Nut-Lock	36	24	1
21-9430	Spring-Shoe Return, RH	28	18	2	61-2790	Screen-Filler	14	3	1
21-9440	Spring-Adjusting Screw	28	14	2	62-5550	Decal-TORO	1	1	1
21-9450	Shield-Dust	28	4	2	62-5550	Decal-Toro	65	7	1
21-9460	Retainer-Brake, Parking	28	15	4	62-7400	Decal-TORO	1	16	1
23-2270	Bushing-Rubber	30	26	1	62-7650	Gasket-Sending Unit	22	6	1
23-7270	Nut-Lug	24	2	10	63-6890	Hinge-Hood RH	1	*	1
24-0760	Exchanger-Heat	33	45	1	63-6900	Hinge-Hood LH	1	17	1
24-8790	Gear-Bevel, Differential	26	5	2	63-7590	Relay-Starter	33	42	1
24-8840	Ring-Bearing, Wheel	28	22	2	63-7610	Hose-Fuel	22	5	1
24-9180	Lever, Brake, Parking	28	19	2	63-7640	Unit-Sending	22	7	1
25-8640	Screw-HH	7	25	2	63-7732	Cable-Brake RH	6	*	1
27-2360	Asm-Ignition Switch	11	19	1	63-7733	Cable-Brake LH	6	29	1
27-3710	Dipstick-Axle	25	48	1	63-7880	Pin-Brake Latch	6	28	1
27-6852	Shaft-Axle, Flanged RH	28	*	1	63-7900	Rack-Parking Brake	4	20	1
27-6862	Shaft-Axle, Flanged LH	28	1	1	63-8140	Pulley-Idler	36	46	1
28-0670	Seal-Oil	28	13	2	63-8360	Key-Ignition	11	9	1
28-0680	Drum-Brake	28	11	2	63-8410	Washer-Flat	22	24	3
28-1280	Boot-Cable	65	44	1	63-8410	Washer-Flat	14	37	3
29-6162	Switch-Neutral	30	6	1	63-9920	Decal-EEC 105	7	46	1
38-3400	Guard-Rubber	18	8	2	65-5100	Handle	1	5	2
42-6080	Shim-Axle	24	43	A/R	66-2330	Base-Battery	65	18	1
42-9560	Stud	35	28	4	66-2920	Washer-Friction	7	32	2
42-9600	Washer-Lock	71	9	28	66-2920	Washer-Nylon	12	50	3
42-9600	Washer-Lock	35	17	2	66-2920	Washer-Nylon	2	50	4
42-9600	Washer-Lock	36	32	14	66-3180	Tube-Vent	33	26	1
42-9600	Washer-Lock	69	42	24	66-3240	Cap-Radiator	33	13	1
42-9850	Washer-Lock	35	12	9	66-4190	Spring	7	37	1
42-9850	Washer-Lock	36	23	2	66-6480	Washer-Flat	24	44	4
42-9850	Washer-Lock	73	28	1	66-8121	Standpipe-Elbow 90°	22	18	1
42-9850	Washer-Lock	71	29	28	66-8520	Bumper-Down-stop	8	17	2
42-9850	Washer-Lock	69	34	8	66-8530	Adjuster	8	16	1

\*Not Illustrated

# TORO PART NUMBER INDEX (Cont.)

Part No.	Description	Pg. Ref. No. No. Qty.	Part No.	Description	Pg. Ref. No. No. Qty.
66-8560	Nut-Push	8 11 4	72-3594	Shim .141-Diff. Adjust.	26 * A/R
66-8610	Weldment-Lower	8 10 1	72-3595	Shim .143-Diff. Adjust.	26 * A/R
66-8800	Relay-Glow Plug	34 56 1	72-3596	Shim .145-Diff. Adjust.	26 * A/R
66-9290	Spacer	8 15 6	72-3597	Shim .147-Diff. Adjust.	26 * A/R
66-9770	Seal	5 28 1	72-3598	Shim .149-Diff. Adjust.	26 * A/R
66-9780	Bushing	5 29 1	72-3600	Shim .151-Diff. Adjust.	27 22 A/R
66-9860	Upper Cover & Jacket	5 37 1	72-4870	Case-Differential	69 24 1
66-9870	Plate-Retaining	5 38 1	72-4880	Cover	69 2 1
66-9880	Washer-Retaining Plate	5 39 1	72-4890	O-Ring	69 3 1
66-9890	Ring-Retaining	5 40 1	72-4900	Case-Differential	69 8 1
66-9900	Shaft-Input	5 41 1	72-4910	Flange-Case, Diff.	69 12 1
66-9970	Kit-Spring	5 * 1	72-4930	Gear-Side, Differential	69 9 1
66-9980	Kit-Seal	5 * 1	72-4940	Gear-Side, Differential	69 40 1
66-9990	Kit-Needle Roller	5 * 1	72-4950	Gear-Pinion, Differential	69 10 2
67-1630	Spacer-Fan	36 11 1	72-4960	Shim .1 mm	69 5 1
67-1750	Bushing-Sleeve	74 9 12	72-4970	Shim .15 mm	69 * 1
67-1750	Bushing-Sleeve	68 13 2	72-4980	Shim .5 mm	69 * 1
67-1750	Bushing-Sleeve	76 27 8	72-4990	Shim .8 mm	69 * 1
67-7160	Block-Fuse	11 21 2	72-5000	Shim 1.0 mm	69 * 1
67-9410	Washer-Thrust	68 27 2	72-5010	Shim 1.2 mm	69 * 1
68-5140	Cap-Steering Wheel	4 7 1	72-5020	Shaft-Pinion	70 47 1
68-5370	Decal-TORO	4 5 1	72-5030	Pin-Dowel	70 45 2
68-6150	Breather-Hydraulic Tank	14 2 1	72-5040	Washer-Gear, Diff.	69 11 1
68-6823	Asm-Axle	68 42 1	72-5090	Gear-Bevel	71 18 2
69-8930	Washer-Flat	20 13 8	72-5090	Gear-Bevel	69 21 2
69-8960	Spacer	20 29 4	72-5100	Spacer	69 20 2
70-2780	Piston	78 4 1	72-5130	Vent	69 23 1
70-2780	Piston	79 4 1	72-5140	O-Ring	69 25 1
70-2780	Piston	81 4 1	72-5150	Plug	69 26 1
70-8570	Breaker-Circuit, 40 Amp	12 * 2	72-5160	Shim .1mm	69 29 1
71-3381	Hose-Fuel	65 37 1	72-5170	Shim .15 mm	69 * 1
71-4330	Seal	27 41 1	72-5180	Shim .5 mm	69 * 1
71-4350	Nut	26 20 1	72-5190	Shim .8 mm	69 * 1
71-4450	Bolt-Wheel	68 39 10	72-5200	Shim 1.0 mm	69 * 1
71-4570	Housing-Clutch	73 23 1	72-5210	Shim 1.2 mm	69 * 1
71-4580	Clutch-Roller	73 22 2	72-5360	Ring-Retaining	69 19 2
71-4590	Washer-Thrust	73 14 2	72-5370	Ring-Retaining	69 22 2
71-4740	Asm-Tie Rod End	68 33 2	72-5440	Pin-Spring	70 46 1
71-4760	Seal-Tie Rod End	68 32 2	72-5460	O-Ring	69 32 1
72-3420	Shaft-Slip Yoke	73 9 1	72-5540	Case-Knuckle	71 30 2
72-3440	Yoke-Shaft	73 12 1	72-5550	Cover	71 26 2
72-3560	Decal-4WD	2 54 2	72-5560	Pin-King, Knuckle	71 20 2
72-3570	Shim .094-Diff. Adjust.	26 22 A/R	72-5570	Shaft-Axle, Outer	71 35 2
72-3571	Shim .096-Diff. Adjust.	26 * A/R	72-5580	Gear-Bevel	71 5 4
72-3572	Shim .098-Diff. Adjust.	26 * A/R	72-5590	Retainer-Bearing	71 15 2
72-3573	Shim .100-Diff. Adjust.	26 22 A/R	72-5630	Gasket	71 16 2
72-3574	Shim .102-Diff. Adjust.	26 * A/R	72-5650	Hub-Wheel	71 34 2
72-3575	Shim .104-Diff. Adjust.	26 * A/R	72-5660	Washer-Shaft, Wheel	71 33 2
72-3576	Shim .106-Diff. Adjust.	26 * A/R	72-5680	Spacer	71 19 2
72-3577	Shim .108-Diff. Adjust.	26 * A/R	72-5720	Ring-Retaining	71 4 2
72-3578	Shim .110-Diff. Adjust.	26 * A/R	72-5730	Seal-Oil	71 24 4
72-3580	Shim .112-Diff. Adjust.	26 * A/R	72-5740	Seal-Oil	71 2 2
72-3581	Shim .114-Diff. Adjust.	26 * A/R	72-5770	Nut-Castle	71 32 2
72-3582	Shim .116-Diff. Adjust.	26 * A/R	72-5780	Key	71 36 2
72-3583	Shim .118-Diff. Adjust.	26 * A/R	72-5790	Screw-HH	71 13 12
72-3584	Shim .120-Diff. Adjust.	26 * A/R	72-5800	Bolt	69 1 8
72-3585	Shim .125-Diff. Adjust.	26 * A/R	72-5810	Bolt	69 7 8
72-3586	Shim .127-Diff. Adjust.	26 * A/R	72-5820	Plug	69 28 1
72-3587	Shim .129-Diff. Adjust.	26 * A/R	72-5840	Gasket	69 27 1
72-3588	Shim .131-Diff. Adjust.	26 * A/R	72-9420	Asm-Vent Tube	27 39 1
72-3590	Shim .133-Diff. Adjust.	26 * A/R	74-0720	Tube-Manual	7 11 1
72-3591	Shim .135-Diff. Adjust.	26 * A/R	74-3810	Asm-Load Plate	21 9 1
72-3592	Shim .137-Diff. Adjust.	26 * A/R	74-5520	Clutch-Fan	36 1 1
72-3593	Shim .139-Diff. Adjust.	26 * A/R	74-5950	Asm-Swell Latch	11 5 1

\*Not Illustrated

# TORO PART NUMBER INDEX (Cont.)

Part No.	Description	Pg. No.	Ref. No.	Qty.	Part No.	Description	Pg. No.	Ref. No.	Qty.
74-5950	Asm-Swell Latch	2	44	3	75-1180	Manifold	19	7	2
74-9100	Pad-Forward	6	12	1	75-1180	Manifold-Hydraulic	18	23	1
74-9110	Pad-Reverse	6	14	1	75-1210	Nut-Lock	72	2	1
75-0012	Asm-Transmission	24	34	1	75-1220	Piston	72	3	1
75-0020	Housing	29	5	1	75-1250	Seal Kit	72	6	1
75-0030	Gasket-Housing	29	46	1	75-1260	Head-Internal	72	4	1
75-0040	Center Section	29	18	1	75-1300	Asm-Hydraulic Filter Head	14	31	1
75-0060	Plug	29	20	4	75-1310	Element-Hydraulic Filter	14	34	1
75-0070	Plug	29	41	1	75-1330	Filter-Oil	24	31	1
75-0090	Screw-HH	29	9	8	75-1340	Valve-Power Steering	5	*	1
75-0110	Screw-HH	29	35	2	75-1390	Panel-Access	2	38	1
75-0120	Screw-HH	29	28	1	75-1410	Panel-Floor	2	36	1
75-0130	Screw-HH	29	24	3	75-1420	Cover-Steering Tower	1	2	1
75-0140	Spring-Conical	29	26	1	75-1430	Asm-Brake Pedal RH	6	35	1
75-0150	Guide-Seal	29	2	1	75-1440	Pedal-Brake LH	6	33	1
75-0160	Plug-Pipe	29	47	1	75-1470	Shaft-Brake Pedal	6	36	1
75-0170	Plug-Straight Thread	29	19	4	75-1490	Rod-Parking Brake	4	13	1
75-0180	Screw-HH	29	36	2	75-2010	Cartridge-Relief 2000 psi	17	14	1
75-0190	Plug-Special	29	27	2	75-2120	Shaft and Tube	81	12	1
75-0200	Plug-Straight Thread	29	38	2	75-2170	Tube-Pump Control	6	37	1
75-0210	O-Ring	29	6	2	75-2810	Clamp-Steering Valve	4	3	1
75-0220	Pin	29	48	2	75-2851	Hose-Expansion Tank	33	16	1
75-0230	Seal-Lip	29	8	1	75-2970	Pedal-Traction	6	13	1
75-0240	O-Ring	29	21	6	75-3000	Asm-Seat Suspension	7	39	1
75-0250	Pin-Slotted	29	54	1	75-3010	Joint-Arm	76	41	2
75-0260	Valve-Relief	29	23	4	75-3010	Joint-Arm	75	54	3
75-0270	Spring	29	39	1	75-3110	Collar-Transmission	24	14	1
75-0280	Spring	29	42	1	75-3270	Lever-Traction Pivot	6	8	1
75-0290	Spring	29	22	2	75-3390	Bracket-Backlap	34	55	1
75-0310	Shim	29	40	1	75-3400	Shaft-Seat Pivot	7	15	1
75-0320	Nipple	29	37	1	75-3430	Rod-Throttle	7	33	1
75-0330	Seal-Lip	29	34	1	75-3480	Weldment-Upper	8	23	1
75-0340	Bearing-Needle	29	33	1	75-3510	Bolt-Shoulder	8	26	2
75-0350	Pin	29	31	1	75-3530	Spring-Compression	8	3	1
75-0360	Gerotor	29	30	1	75-3540	Pin-Roll	8	6	1
75-0370	O-Ring	29	29	1	75-3550	Bumper-Seat	8	7	2
75-0380	Plate-Valve	29	15	1	75-3580	Plate-Mounting, Seat	8	2	1
75-0390	Plate-Swash	29	12	1	75-3680	Rod-Seat	7	20	1
75-0400	Plate-Thrust	29	13	2	75-3780	Fan	36	2	1
75-0410	O-Ring	29	3	1	75-3790	Shaft and Tube	78	12	1
75-0430	Ring-Retaining	29	1	1	75-3790	Shaft and Tube	79	12	1
75-0440	Shaft-Motor	29	45	1	75-3810	Bracket-Roller	76	15	2
75-0450	Collar	29	50	1	75-3860	Fender-LH	1	29	1
75-0460	Bearing-Ball	29	51	2	75-4080	Plate-Traction	30	15	1
75-0470	Kit-Cylinder Block	29	14	2	75-4100	Control-Pump	30	25	1
75-0480	Pin	29	10	2	75-4130	Plate-Switch	30	7	1
75-0500	Bearing-Needle	29	16	2	75-4180	Pin-Rear Axle	68	44	1
75-0510	Pin	29	17	1	75-4360	Bracket-Switch	7	8	1
75-0520	Bearing-Ball	29	4	1	75-4370	Bracket-Switch (Seat)	7	3	1
75-0550	Strainer-Suction	14	29	1	75-4400	Adaptor-Transmission	31	8	1
75-0560	Asm-Steering Wheel	4	4	1	75-4450	Hub-Fan Drive	36	9	1
75-0570	Cable-Hood	1	21	1	75-4520	Spring-Torsion RH	76	37	1
75-0600	Asm-Steering Valve	4	26	1	75-4530	Spring-Torsion LH	76	*	1
75-0610	Tread-Foot RH	2	*	1	75-4550	Shaft-Center Arm Pivot	74	27	1
75-0620	Tread-Foot LH	2	39	1	75-4590	Rod-Pivot	76	34	2
75-0630	Tread-Foot Center	2	37	1	75-4700	Hose-Fuel	22	12	1
75-0640	Tread-Footrest RH	2	*	1	75-4701	Hose-Fuel Vent	33	28	1
75-0650	Tread-Footrest LH	2	35	1	75-4720	Fitting-Hydraulic 90°	24	26	1
75-0721	Housing-Lower	27	34	1	75-5200	Bracket-Spring RH	74	*	1
75-0920	Cartridge-Relief 3000 psi	17	13	1	75-5210	Bracket-Spring Center	74	16	1
75-0930	Hook-Oil Cooler	33	6	4	75-5220	Bracket-Spring LH	74	*	1
75-1010	Asm-Switch, Toggle	11	16	1	75-5310	Spacer-Bearing	36	8	1
75-1040	Cooler-Oil	34	52	1	75-5350	Pin-Cylinder Rod End	76	23	2
75-1100	Support-Axle	68	5	1	75-5350	Pin-Cylinder Rod End	74	31	3

\*Not Illustrated

# TORO PART NUMBER INDEX (Cont.)

Part No.	Description	Pg. Ref. No. No. Qty.	Part No.	Description	Pg. Ref. No. No. Qty.
75-5360	Pin-Cylinder Cap End	77 49 2	76-9430	Spring-Extension	30 8 1
75-5390	Roller	76 20 2	77-2870	Weldment-Hanger	8 18 1
75-5400	Shaft-Roller	76 19 2	80-4860	Pin-Clevis	8 1 1
75-5410	Bracket-Arm	75 53 2	82-3110	Switch	61 16 1
75-5470	Spacer	30 12 2	82-6490	Hose-Hydraulic	75 65 1
75-5720	Hose-Hydraulic	14 19 1	82-6910	Screw-HH	68 26 4
75-5740	Box-Control	11 24 1	82-8170	Clamp	20 35 4
75-5780	Hinge-Cover	2 51 1	82-8170	Clamp	77 57 2
75-5780	Hinge-Cover	12 59 1	82-8170	Clamp-Hose	74 8 8
75-5810	Tool Box	1 26 1	82-8170	Clamp-Rubber	18 20 4
75-5890	Hose-Hydraulic	18 10 1	82-8520	Detent ASM Kit	17 * 2
75-5890	Hose-Hydraulic	74 28 2	82-9060	Adjuster W/Handle	8 13 1
75-5890	Hose-Hydraulic	16 35 1	83-1030	Mount-Engine	36 37 4
75-5900	Hose-Hydraulic	16 30 1	83-4780	Housing-Charge Pump	29 32 1
75-5900	Hose-Hydraulic	75 47 1	83-4900	Shaft-Traction	73 31 1
75-5910	Hose-Hydraulic	18 11 1	83-4910	Coupler-Pinion	27 40 1
75-5910	Hose-Hydraulic	75 60 1	83-4930	Arm-Steering LH	68 31 1
75-5940	Hose-Hydraulic	18 9 1	83-4950	Arm-Steering RH	68 46 1
75-5940	Hose-Hydraulic AUX	4 23 1	83-4970	Bracket-Bearing	73 3 1
75-6070	Hose-Hydraulic	19 15 1	83-5010	Asm-Tie Rod	68 * 1
75-6070	Hose-Hydraulic (Cap)	76 11 1	83-5020	Asm-Tube & Clamp	68 12 1
75-6080	Hose-Hydraulic	19 14 1	83-5030	Asm-Hydraulic Cylinder	68 28 1
75-6080	Hose-Hydraulic LH (Rod)	76 * 1	83-5040	Washer	68 15 1
75-6130	Hose-Hydraulic	14 9 1	83-5100	Support-Cylinder	68 17 1
75-6180	Hose-Hydraulic	19 1 2	83-5110	Stop-Axle	68 6 2
75-6180	Hose-Hydraulic RH (Rod)	76 21 2	83-5130	Spacer-Pinion	26 21 1
75-6220	Hose-Hydraulic	68 23 1	83-5150	Pin-Cylinder	68 18 1
75-6230	Hose-Hydraulic	68 24 1	83-5160	Shim	68 29 2
75-6230	Hose-Hydraulic RT	4 18 2	83-5170	Stop-Reel LH	77 * 1
75-6240	Hose-Hydraulic	31 14 1	83-5180	Shim-Axle	68 35 2
75-6240	Hose-Hydraulic IN	4 19 1	83-5190	Asm-Drive Shaft	73 * 1
75-6250	Hose-Hydraulic	14 17 1	83-5260	Tube-Slip Yoke	73 11 1
75-6250	Hose-Hydraulic OUT	4 25 1	83-5270	Tube-Axle, RH	69 16 1
75-6260	Cover-Tool Box	2 47 1	83-5280	Axle-RH	69 17 1
75-6270	Cover-Control Box	11 15 1	83-5290	Tube-Axle, LH	70 44 1
75-6340	Strainer-In-Line	24 41 1	83-5310	Axle-LH	69 41 1
75-6350	Hose	24 28 1	83-5330	Washer-Bearing	69 38 1
75-6370	Cover-Sensor	75 49 1	83-5340	Nut-Bearing	69 37 1
75-6380	Shaft-Fan	36 3 1	83-5350	Case-Bearing	69 33 1
75-6490	Lever-Pedal Stop	6 20 1	83-5360	Seal-Oil	69 36 1
75-6510	Lever-Bracket	6 16 1	83-5370	Asm-Ring & Pinion	70 * 1
75-6550	Disc-Friction	6 17 1	83-5380	Asm-Piston Rod	72 5 1
75-6580	Cable-Pedal	6 7 1	83-6780	Pin-Cylinder (Long)	75 61 2
75-6640	Fitting-Hydraulic 90°	16 20 2	83-6790	Pin-Cylinder (Short)	74 43 1
75-6680	Bar-Weight	65 8 1	83-7410	Roll-Bar	82 1 1
75-6720	Plate-Locating	17 29 2	83-7430	Decal-Danger	82 3 1
75-6730	Plate-Detent	17 27 2	83-7460	Spacer-Wheel	68 41 2
75-6770	Nut-Jam	17 25 4	83-7470	Shim	73 2 2
75-6820	Meter-Hour	12 47 1	84-1710	Piston	80 4 1
75-6840	Knob-Knurled	2 42 4	84-1740	Shaft and Tube	80 12 1
75-6850	Tube-Oil Fill	24 47 1	84-1760	Seal Repair Kit	80 * 1
75-6870	Hose-Hydraulic Suction	14 28 1	84-3260	Decal-Backlap (Japan)	34 53 1
75-6870	Hose-Suction	31 1 1	84-4300	Decal-Danger (Japan)	82 3 1
75-6880	Screen-Spark Arrester	35 * 1	84-8320	Insert-Hinge	74 10 4
75-6930	Valve-SCR	29 52 1	84-8590	Asm-Shoe & Lining	28 16 4
76-1910	Shaft-Pivot	8 12 2	84-8600	Set of Lined Brake Shoes	28 * 1
76-1920	Bushing-Sleeve	8 9 4	85-4330	Cover-Gear	24 9 1
76-1930	Knob-Tension Adjustment	8 19 1	85-4340	Plate-Sensor Mounting	24 11 1
76-1940	Spring-Extension	8 14 2	85-4350	Sensor-Gear Tooth	24 5 1
76-2460	Asm-Bearing	73 5 1	85-4420	Gauge-Speedometer	11 2 1
76-2940	Bumper-Rubber	8 8 2	85-4491	Lamp-Diagnostic	12 57 1
76-4690	Asm-Axle Coupling	73 15 1	85-4650	Connector-Loop Back	12 * 1
76-8640	Stud-Traction	30 23 1	85-4750	Display-Diagnostic-ACE	9 2 1
76-8730	Decal-Bolt Torque	24 1 2	85-9900	Plate-Spring Anchor	30 16 1

\*Not Illustrated

# TORO PART NUMBER INDEX (Cont.)

Part No.	Description	Pg. No.	Ref. No.	Qty.	Part No.	Description	Pg. No.	Ref. No.	Qty.
85-9910	Eyebolt	30	27	1	93-0078	Hose-Hydraulic	16	21	1
85-9980	Decal-R.O.P.S.	82	2	1	93-0081	Strip-Seal	1	9	1
86-7220	Gear-Pinion	24	37	1	93-0082	Grommet	34	58	2
86-7230	Gear-Spur	26	14	1	93-0083	Plate-Valve	29	44	1
86-7330	Seal Repair Kit	78	*	1	93-0089	Bracket-Mount LH, Cooler	33	*4	1
86-7330	Seal Repair Kit	79	*	1	93-0090	Bracket-Mount RH, Cooler	33	4	1
86-7330	Seal Repair Kit	81	*	1	93-0095	Bracket-Eng. Front	37	59	2
86-7520	Asm-Trunnion Cover RH	29	7	1	93-0097	Valve-SCR	29	25	1
86-7530	Asm-Trunnion Cover LH	29	49	1	93-0118	Hose-Hydraulic	19	9	2
86-7540	Shaft-Pump	29	11	1	93-0118	Hose-Hydraulic	18	12	1
86-7550	Connector-Cover (2 Way)	12	*	2	93-0118	Hose-Hydraulic	16	33	1
86-7560	Connector-Cover (3 Way)	12	*	3	93-0119	Hose-Hydraulic	18	13	1
86-9190	Hose-Hydraulic	16	14	2	93-0119	Hose-Hydraulic	14	21	1
87-5100	Washer-Snubbing	36	29	4	93-0139	Manifold-Hydraulic	18	17	1
88-6960	Cartridge-4W/2P	17	19	3	93-0140	Grommet	7	10	1
88-7020	Cartridge-N.O.	17	3	2	93-0142	Bushing-Straight	76	36	2
88-9190	Solenoid-20 Watt	17	4	6	93-0143	Cartridge-Relief 250 psi	18	18	1
88-9200	Solenoid-28 Watt	17	8	3	93-1374	Latch-Swell	33	1	2
92-1180	Asm-Seat	7	45	1	93-1375	Motor-Hydraulic	20	21	5
92-1773	Screw-HH	26	11	4	93-1396	Coupler-Trans.	31	7	1
92-1774	Seal-Oil	28	2	2	93-2042	Hose-Fuel	22	10	1
92-2379	Clamp	22	35	2	93-3102	Cap-Fuel Tank	22	21	1
92-2379	Clamp-Hose	33	14	1	93-3163	Spring	8	28	2
92-2379	Clamp-Hose	65	29	1	93-3164	Cap	8	27	2
92-2581	Asm-Switch Arm	30	21	1	93-3165	Bracket	8	29	1
92-4808	Sleeve-Trans. Pilot	24	15	1	93-3604	Gasket	31	6	1
92-4846	Asm-Trans. Support	24	39	1	93-3609	Bolt-Special	5	36	4
92-4999	Fitting-Hydraulic 90°	34	51	2	93-3614	Asm-Cover	21	4	1
92-5524	Decal-Noise Rating, 90	7	47	1	93-3615	Asm-Drive Shaft	21	7	1
92-5720	Controller-Electronic	11	31	1	93-3616	Asm-Idler Gear	21	6	1
92-5751	Decal-Hood Trim LH	1	23	1	93-3617	Asm-Differential	27	*	1
92-5752	Decal-Hood Trim RH	1	*	1	93-3618	Asm-Gear & Pinion	27	*	1
92-5797	Gasket-Axle	24	10	1	93-3619	Upper Housing	27	26	1
92-6315	Cartridge-N.C.	17	22	1	93-3623	Strip-Sealing, Radiator	34	61	2
92-6533	Kit-Cushion, Replacement	7	44	1	93-3624	Plate-Retaining	34	62	2
92-6534	Shell-Seat	7	43	1	93-3625	Spring-Joystick Return	12	58	1
92-8001	Sensor-Reed Switch	7	6	1	93-3626	Bracket-Hose	2	41	1
92-8002	Sensor-Reed Switch	74	12	1	93-3640	Stop-Reel RH	77	56	1
92-8020	Adapter-Breather	14	26	3	93-3642	Tube-Hydraulic	31	13	1
92-8753	Magnet-Reed Switch	7	5	1	93-3642	Tube-Hydraulic	16	38	1
92-8754	Actuator-Reed Switch	75	51	1	93-3643	Tube-Hydraulic	31	12	1
92-8775	Kit-Gasket, Liquid	28	*	1	93-3643	Tube-Hydraulic	16	39	1
92-8795	Asm-Body	21	10	1	93-3664	O-Ring	69	14	2
92-8796	Pin-Dowel	21	14	2	93-3665	O-Ring	69	15	2
92-8863	Kit-Repair	21	*	1	93-3666	Gear Box-Axle	71	23	2
92-9096	Asm-Hose	15	46	1	93-3667	Case-Knuckle	71	38	2
92-9096	Hose-Hydraulic	18	22	1	93-3668	Washer-Thrust	71	21	2
92-9097	Set Screw	76	43	2	93-3669	Bearing-Needle	71	22	2
92-9097	Set Screw	75	69	3	93-3670	O-Ring	71	1	4
92-9098	Manifold-Tank	14	14	1	93-3671	Pin-Dowel	71	7	4
93-0005	Strip-Foam, Top	33	11	1	93-3672	Arm-Knuckle	71	8	2
93-0021	Asm-Throttle Cable Swivel	7	26	1	93-4268	Kit-Flange	32	*	1
93-0025	Shield-Radiator	33	33	1	93-4277	Kit-Valve	32	19	1
93-0030	Asm-Cooler Mount RH	33	9	1	93-4278	Pin-Dowel	32	4	4
93-0032	Housing-Front Screen	33	2	1	93-4279	Plate-Distance	32	13	2
93-0069	Pin-Pivot	77	52	2	93-4280	Coupling	32	9	2
93-0071	Asm-Cooler Mount LH	33	*	1	93-4281	Pin-Dowel	32	22	4
93-0075	Hose-Hydraulic	24	30	1	93-4282	Block-Valve	32	18	1
93-0075	Hose-Trans. to Cooler	34	*	1	93-4283	Bolt	32	17	4
93-0076	Hose-Hydraulic	24	21	1	93-6668	Decal-Battery	65	19	1
93-0076	Hose-Trans. to Cooler	34	46	1	93-6682	Panel-Tower	4	10	1
93-0077	Hose-Cooler, RH	34	49	1	93-6683	Panel-Control	11	14	1
93-0077	Hose-Hydraulic	14	30	1	93-6684	Decal-Backlap	34	53	1
93-0078	Hose-Cooler, LH	34	*	1	93-6686	Decal-Hyd. Oil	1	4	1

\*Not Illustrated

# TORO PART NUMBER INDEX (Cont.)

Part No.	Description	Pg. No.	Ref. No.	Qty.	Part No.	Description	Pg. No.	Ref. No.	Qty.
93-6686	Decal-Oil	18	7	1	94-4916	Asm-Hose, Drain	15	48	1
93-6687	Decal-No Step	75	62	2	94-4917	Asm-Tube, Drain #2, 3	20	24	1
93-6688	Decal-Hands/Feet	75	*	3	94-4918	Asm-Tube, Pressure #2, 3	20	23	1
93-6688	Decal-Hands/Feet	77	*	2	94-4919	Bracket-Clamp, Hose	77	51	1
93-6689	Decal-No Riders	1	32	2	94-4920	Plate-Mounting Valve	19	16	1
93-6691	Decal-Bolt	24	17	1	94-5020	Knob	17	24	2
93-6692	Decal-Starting Fluid	65	3	1	94-5027	Spring-Detent	17	31	2
93-6693	Decal-Floor Plate	18	6	1	94-5386	Decal-Turf Defender, Diag.	9	1	1
93-6696	Decal-Warning	74	33	3	94-5438	Seal-Solenoid	17	23	10
93-6696	Decal-Warning	77	45	2	94-5594	Asm-Lift Arm Rear LH	77	61	1
93-6697	Decal-Lube	68	36	1	94-5596	Asm-Lift Arm Rear RH	76	28	1
93-6698	Decal-Warning	1	24	1	94-5598	Asm-Lift Arm RH	74	1	1
93-6699	Decal-Fast/Slow	6	18	1	94-5800	Asm-Lift Arm LH	74	32	1
93-7182	Kit-Lift Control	11	41	1	94-5802	Asm-Lift Arm, Center	74	40	1
93-7276	Decal-Danger	65	20	1	94-5808	Asm-Carrier Frame	74	44	1
93-7480	Bulb-LED	4	35	1	94-6031	Fitting-Hydraulic	20	25	1
93-7488	Reservoir-Hydraulic	14	1	1	94-6343	Decal-Wire I.D.	12	*70	1
93-7498	Plug-Plastic	14	6	1	94-6767	Decal-Fuses	11	27	1
93-7499	Gasket-Flange	14	5	1	94-6933	Asm-Front Axle	24	46	1
93-7557	Asm-Barrel	81	1	1	94-6934	Screw-HSH	28	21	8
93-7558	Asm-Barrel	80	1	1	94-6935	Nut-Lock	28	12	8
93-7579	Fender-RH	1	3	1	94-6936	Washer-Flat	28	23	8
93-7587	Bracket-Fuse Block	11	23	1	94-7343	Clamp-Battery	65	17	1
93-7588	Cover-Tank	14	8	1	94-8060	Decal-Turf Defender, Diag.	9	1	1
93-7840	Decal-Radiator Cap	33	37	1	94-8061	Decal-Turf Defender, Diag.	9	1	1
93-7960	Spacer	18	19	4	94-8062	Decal-Turf Defender, Diag.	9	1	1
93-7960	Spacer	20	34	4	94-8063	Decal-Turf Defender, Diag.	9	1	1
93-7960	Spacer	74	36	6	94-8064	Decal-Turf Defender, Diag.	9	1	1
93-7960	Spacer	77	58	2	94-8065	Decal-Turf Defender, Diag.	9	1	1
93-7961	Clamp	18	28	2	94-8066	Decal-Turf Defender, Diag.	9	1	1
93-7961	Clamp	77	59	1	94-8067	Decal-Turf Defender, Diag.	9	1	1
93-7961	Clamp-Case Drain	20	33	2	94-8068	Decal-Turf Defender, Diag.	9	1	1
93-7961	Clamp-Rubber	74	34	3	94-8069	Decal-Turf Defender, Diag.	9	1	1
93-7990	Head	78	9	1	94-8070	Decal-Turf Defender, Diag.	9	1	1
93-7990	Head	79	9	1	94-8102	Tube-Interlock	12	62	1
93-7991	Collar	78	11	1	94-8103	Screw-HH	11	39	4
93-7991	Collar	79	11	1	94-8104	Switch-Micro	11	38	2
93-7991	Collar	81	11	1	94-9157	Fuse-4A	11	20	1
93-7994	Collar	80	11	1	94-9411	Dipstick	14	4	1
93-8050	Decal-Danger (Europe)	82	3	1	95-1821	Spring-Compression	4	12	1
93-8051	Decal-Warning	2	48	1	95-4275	Hose-Fuel	65	38	1
93-8052	Decal-Instructions (Europe)	65	40	1	95-4276	Hose-Fuel	22	17	1
93-8053	Decal-ECU	12	61	1	95-5642	Kit-Seal	17	*	3
93-8060	Decal-Danger	7	17	1	95-5645	Kit-Seal	17	*	10
93-8073	Decal-R.O.P.S. (Europe)	82	2	1	98-2195	Asm-Lift Control	11	37	1
93-8742	Pad-Brake	6	26	2	98-2350	Asm-Seat Plate	7	16	1
93-8744	Rivet	2	52	3	98-2352	Frame-Seat	7	28	1
93-8744	Rivet	12	60	3	98-2353	Bracket-Seat Latch	7	36	2
93-9151	Fitting-Hydraulic	20	30	4	98-2354	Latch-Seat	7	35	1
93-9164	Indicator-Service	65	24	1	98-4507	Radiator	33	12	1
93-9310	Asm-Hydraulic Cylinder	75	46	1	98-4510	Hose-Air Cleaner	65	33	1
93-9311	Asm-Hydraulic Cylinder	77	48	2	98-4510	Hose-Air Cleaner	37	65	1
93-9312	Asm-Barrel	79	1	1	98-4511	Hose-Radiator Upper	33	18	1
93-9313	Asm-Barrel	78	1	1	98-4512	Hose-Radiator Lower	33	24	1
94-1414	Valve-Vacuator	66	4	1	98-4513	Bracket-Eng. Left Rear	37	58	2
94-1416	Asm-Adapter, Indicator	65	27	1	98-4515	Bracket-Engine LH Rear	36	25	1
94-2685	Cartridge-N.C.	17	7	3	98-4517	Asm-Air Cleaner	65	2	1
94-3055	Cap-Lower, Joystick	12	63	1	98-4518	Bracket-Air Cleaner	65	25	1
94-3056	Ring-Retaining	12	64	1	98-4521	Decal-Reelmasterr 5200D	1	10	2
94-3057	Spring-Compression	12	65	1	98-4525	Bracket-Mount, Air Cleaner	65	10	1
94-3058	Cap-Upper, Joystick	12	66	1	98-4527	Pipe-Engine Exhaust	35	10	1
94-3510	Asm-Fuel Tank	22	22	1	98-4530	Support-Fan, Engine	36	41	1
94-4514	Bracket-Engine RH Rear	36	26	1	98-4536	Bracket-Spring Rear LH	76	*	1
94-4916	Asm-Hose, Drain, Return	20	26	1	98-4539	Bracket-Engine LH Front	36	39	1

\*Not Illustrated

# TORO PART NUMBER INDEX (Cont.)

Part No.	Description	Pg. No.	Ref. No.	Qty.	Part No.	Description	Pg. No.	Ref. No.	Qty.
98-4543	Bracket-Engine Mount RH	36	40	1	98-7602	Pin-Spring	54	4	2
98-4547	Plate-Mount, Fan	37	54	1	98-7605	Bolt	64	3	3
98-4548	Bracket-Spring Rear RH	76	8	1	98-7605	Bolt	48	23	3
98-4549	Asm-Frame	2	43	1	98-7645	Bolt	49	11	1
98-4551	Asm-Main Wire Harness	12	56	1	98-7654	Gasket	49	5	2
98-4555	Bracket-Muffler	35	2	1	98-7654	Gasket	49	7	2
98-4561	Shield-Alternator	37	63	1	98-7654	Gasket	55	14	1
98-4564	Guard-Flywheel	35	14	1	98-7654	Gasket	54	19	1
98-4571	Shroud-Fan	33	19	1	98-7671	Clip-Pipe	55	7	2
98-4572	Bracket-Hose	1	22	1	98-7676	Gasket	55	12	3
98-4573	Screen-Hood	1	12	1	98-7682	Clamp-Pipe	55	16	2
98-4575	Bracket-Fan Idler	36	42	1	98-7683	Clamp-Pipe	55	2	2
98-4576	Bracket-Reservoir, Water	65	22	1	98-7684	Screw w/washer	55	1	2
98-4578	Bracket-Fuel Filter	65	5	1	98-7692	Bolt	57	3	1
98-4579	Asm-Control Manifold	16	6	1	98-7692	Bolt	45	8	3
98-4581	Asm-Hose, Pressure #2	20	8	1	98-7692	Bolt	61	14	3
98-4582	Asm-Hose, Pressure #2	20	15	1	98-7692	Bolt	54	15	1
98-4583	Asm-Hose, Drain #2, 3	20	9	2	98-7692	Bolt	41	27	2
98-4584	Asm-Hose, Drain	18	1	1	98-7697	Bolt	57	1	1
98-4584	Asm-Hose, Drain #5	20	5	1	98-7697	Bolt	59	1	2
98-4585	Asm-Hose, Pressure #1, 5	20	1	1	98-7698	Washer-Flat	57	2	1
98-4586	Asm-Hose, Pressure #5	16	4	1	98-7708	Nut	58	1	1
98-4586	Asm-Hose, Pressure #5	20	6	1	98-7709	Collar	58	3	1
98-4587	Asm-Hose, Drain #4	20	16	1	98-7710	Rotor	58	7	1
98-4587	Asm-Hose, Drain #4	18	24	1	98-7711	Cover-Bearing	58	9	1
98-4588	Asm-Hose, Pressure #1, 4	20	14	1	98-7712	Bearing-Ball	58	8	1
98-4589	Asm-Hose, Pressure #4	20	17	1	98-7713	Washer-Thrust	58	10	1
98-4589	Asm-Hose, Pressure #4	16	37	1	98-7715	Plate-Retainer	58	11	1
98-4590	Asm-Hose, Drain #1	20	20	1	98-7716	Screw-RH	58	6	4
98-4590	Asm-Hose, Drain #1	18	25	1	98-7717	Bolt-Through	58	5	2
98-4591	Clamp-Hose LH	33	35	1	98-7718	Bearing-Ball	58	12	1
98-4592	Clamp-Hose RH	33	*	1	98-7719	Frame-End	58	13	1
98-4593	Asm-Drive Shaft	35	*	1	98-7720	Cover-End	58	23	1
98-4594	Clamp-Retainer	37	66	1	98-7721	Asm-Rectifier	58	16	1
98-4596	Washer-Mount, Engine	36	36	4	98-7722	Bushing-Insulation	58	17	1
98-4598	Cable-Battery (Ground)	36	17	1	98-7723	Holder-Brush	58	24	1
98-4599	Asm-Battery Cable (+)	65	13	1	98-7724	Brush	58	26	2
98-7353	Head	81	9	1	98-7725	Spring-Brush	58	25	2
98-7354	Head	80	9	1	98-7726	Screw-RH	58	20	2
98-7428	Gasket	38	2	1	98-7727	Screw-RH	58	27	6
98-7430	O-Ring	42	1	1	98-7728	Screw-RH	58	21	1
98-7449	Screw-Set	45	6	1	98-7729	Bolt	58	22	3
98-7473	Ball	46	11	3	98-7730	Nut	58	14	2
98-7487	Plug	38	18	2	98-7731	Bolt	58	15	2
98-7496	Bolt	41	24	3	98-7732	Nut	58	18	1
98-7507	Plug	38	3	1	98-7733	Asm-Regulator	58	19	1
98-7509	O-Ring	38	10	1	98-7737	Nut	57	23	1
98-7509	O-Ring	40	12	1	98-7741	Asm-Yoke	60	5	1
98-7523	Plug-Drain	39	8	1	98-7742	Asm-Armature	60	3	1
98-7524	Gasket	39	9	1	98-7743	Bearing-Ball	60	2	1
98-7527	O-Ring	39	3	1	98-7744	Bearing-Ball	60	4	1
98-7534	Nut	49	14	1	98-7749	Asm-Holder, Brush	60	7	1
98-7540	Cap-Sealing	38	12	1	98-7750	Spring-Brush	60	6	4
98-7540	Plug	40	11	2	98-7751	Gear	60	22	1
98-7540	Plug	38	15	3	98-7752	Retainer	60	20	1
98-7547	O-Ring	41	11	2	98-7753	Roller	60	21	5
98-7562	Washer-Flat	41	17	1	98-7754	Spring	60	15	1
98-7568	Bolt	44	5	9	98-7755	Ball	60	16	1
98-7572	Nut	41	1	1	98-7756	Bolt	60	18	2
98-7572	Nut	50	3	2	98-7757	O-Ring	60	24	2
98-7572	Nut	54	7	2	98-7758	Asm-Bolt	60	10	2
98-7585	Bolt	40	1	2	98-7759	Pipe-Drain	60	26	1
98-7585	Bolt	43	1	1	98-7776	Gasket	61	11	1
98-7601	Seal-Oil	54	16	1	98-7777	Bolt	61	9	2

\*Not Illustrated

# TORO PART NUMBER INDEX (Cont.)

Part No.	Description	Pg. Ref. No. No. Qty.	Part No.	Description	Pg. Ref. No. No. Qty.
98-7778	Asm-Thermostat	61 12 1	98-9368	Washer-Lock	57 7 1
98-8068	Asm-Hydraulic Cylinder .	75 67 1	98-9369	Clip-Circular, External	53 2 1
98-8069	Asm-Hydraulic Cylinder	74 7 1	98-9370	Clip-Circular, External	63 9 2
98-8370	Frame-End	60 8 1	98-9371	O-Ring	54 6 1
98-9300	Asm-Engine	36 18 1	98-9372	O-Ring	41 10 2
98-9302	Plate-Idler Stop	7 49 1	98-9373	O-Ring	46 19 1
98-9303	Cable-Throttle	7 24 1	98-9374	O-Ring	43 4 1
98-9305	Filter-Water/Fuel Separator	65 34 1	98-9375	Pin-Straight	38 5 2
98-9306	Cluster-Warning	11 7 1	98-9375	Pin-Straight	46 12 1
98-9308	Gauge-Temperature	11 8 1	98-9376	Pin-Straight	38 6 2
98-9309	Clamp-Muffler	35 9 1	98-9377	Pin-Straight	38 11 2
98-9310	Clamp-Muffler	35 5 1	98-9378	Key-Feather	45 3 1
98-9311	Swivel-Cable, Throttle	7 53 1	98-9379	Plug	38 20 3
98-9312	Belt-V	36 44 1	98-9380	Ball	41 13 1
98-9313	Pulley-Fan	36 5 1	98-9381	Bearing-Ball	48 12 1
98-9314	Plug-Hood	1 27 1	98-9382	Bearing-Ball	48 10 1
98-9315	Switch-Lock, Hood	3 3 1	98-9383	Bearing-Ball	48 7 1
98-9316	Bracket-Latch, Hood	3 8 1	98-9384	Tube-Fuel	51 2 1
98-9317	Support-Radiator	33 7 1	98-9385	Washer-Flat	63 2 3
98-9319	Hood	1 8 1	98-9386	Plug	39 10 1
98-9321	Ring-key	3 1 1	98-9387	Pin-Pipe	38 21 2
98-9322	Screw-HH	36 15 1	98-9388	Joint-Pipe	41 16 1
98-9322	Screw-HSH	35 26 3	98-9389	Cap-Sealing	40 7 2
98-9323	Asm-Expansion Tank	65 43 1	98-9390	Collet-Valve Spring Set	63 17 6
98-9335	Plate-Caution	33 21 1	98-9391	Screw-Set	63 13 1
98-9338	Hose-Fuel	22 16 1	98-9392	Bolt	47 2 8
98-9339	Gauge-Fuel	11 1 1	98-9393	Nut	63 3 3
98-9340	Decal-Service	1 25 1	98-9394	Gear-Ring	47 5 1
98-9341	Decal-Clip (English)	7 41 1	98-9395	Cap-Sealing	40 9 1
98-9342	Decal-Clip (Metric)	7 41 1	98-9398	Cap-Sealing	38 8 4
98-9343	Asm-Hose, Hydraulic	20 38 1	98-9399	Gasket	39 7 1
98-9344	Asm-Hose, Hydraulic	20 22 1	98-9413	Metal-Side (Std.)	46 14 2
98-9346	Sender-Temp.	35 27 1	98-9414	Metal-Side (0.2mm)	46 14 2
98-9347	Asm-Hose, Pressure #3	16 27 1	98-9415	Metal-Side (0.4mm)	46 14 2
98-9347	Asm-Hose, Pressure #3	20 10 1	98-9416	Switch	38 23 1
98-9348	Asm-Hose, Pressure #2	16 24 1	98-9421	Valve-Delivery	52 5 3
98-9348	Asm-Hose, Pressure #2	20 27 1	98-9422	Asm-Tappet	52 11 3
98-9350	Bolt	48 5 2	98-9423	O-Ring	52 2 6
98-9350	Bolt	39 6 22	98-9424	Spring-Valve, Delivery	52 6 3
98-9351	Bolt	50 7 2	98-9425	Gasket-Valve, Delivery	52 7 3
98-9351	Bolt	45 15 2	98-9426	Pin-Guide, Tappet	52 27 3
98-9351	Bolt	53 15 2	98-9427	Seat-Spring, Upper	52 15 3
98-9352	Bolt	44 6 8	98-9428	Spring-Plunger	52 14 3
98-9353	Bolt	64 4 1	98-9429	Seat-Spring, Lower	52 13 3
98-9353	Bolt	62 8 1	98-9430	Screw	52 23 1
98-9355	Bolt	64 5 2	98-9431	Screw-Air Bleed	55 15 1
98-9355	Bolt	41 20 6	98-9432	Sleeve-Control	52 16 3
98-9356	Bolt	61 15 1	98-9433	Shim	52 12 3
98-9356	Bolt	41 19 2	98-9434	Flange-Sleeve	52 4 3
98-9357	Bolt	62 9 4	98-9436	Asm-Cock, Drain	38 17 1
98-9358	Bolt	39 1 1	98-9436	Gasket-Fuel Pump	50 1 1
98-9359	Bolt	49 12 1	98-9437	Bolt	41 23 1
98-9360	Bolt	57 6 1	98-9438	Stud	51 9 2
98-9361	Bolt	51 4 2	98-9439	Nut	49 6 2
98-9362	Stud	41 4 2	98-9440	Nut-Cap	51 10 2
98-9362	Stud	54 10 2	98-9441	Nut-Cap	49 2 2
98-9363	Stud	41 3 1	98-9442	Screw-Countersunk Hd.	52 26 4
98-9364	Screw w/washer	42 7 2	98-9443	Pin-Joint	52 3 3
98-9365	Screw-Set	63 7 2	98-9444	Plug	64 6 1
98-9366	Washer-Flat	57 8 1	98-9445	Gasket	52 20 2
98-9367	Washer-Lock	41 2 1	98-9446	Gasket	52 22 1
98-9367	Washer-Lock	50 2 2	98-9447	O-Ring	52 8 3
98-9367	Washer-Lock	51 5 4	98-9449	Plug-Oil Filler	42 2 1
98-9367	Washer-Lock	54 8 2	98-9450	Pin-Clamp	52 28 1

\*Not Illustrated

# TORO PART NUMBER INDEX (Cont.)

Part No.	Description	Pg. No.	Ref. No.	Qty.	Part No.	Description	Pg. No.	Ref. No.	Qty.
98-9451	Gasket	52	19	1	98-9518	Metal-Crankpin (Std.)	46	2	3
98-9452	Screw	52	10	6	98-9519	Metal-Crankpin (0.2mm)	46	2	3
98-9453	Pulley-Dynamo	58	2	1	98-9520	Metal-Crankpin (0.4mm)	46	2	3
98-9454	Gasket	42	4	3	98-9521	Collar-Crankshaft	46	20	1
98-9455	Nut-Cap	42	3	3	98-9522	Sleeve-Crankshaft	46	13	1
98-9456	Shim-Injection (0.2mm)	51	7	1	98-9523	Metal-Crankshaft (Std.)	46	18	1
98-9457	Shim-Injection (0.25mm)	51	7	1	98-9524	Metal-Crankshaft (Std. Set)	46	17	2
98-9458	Shim-Injection (0.30mm)	51	8	1	98-9525	Metal-Crankshaft (Std)	46	16	1
98-9459	Camshaft-Fuel	48	9	1	98-9526	Metal-Crankshaft (0.2mm)	46	16	1
98-9460	Asm-Cylinder Head	40	3	1	98-9527	Metal-Crankshaft (0.4mm)	46	16	1
98-9462	Element-Pump	52	1	3	98-9528	Metal-Crankshaft (0.2mm)	46	18	1
98-9463	Rack-Control	52	24	1	98-9529	Metal-Crankshaft (0.4mm)	46	18	1
98-9464	Bolt-Joint	52	21	1	98-9530	Metal-Crankshaft	46	17	2
98-9465	Plate	52	25	1	98-9531	Metal-Crankshaft	46	17	2
98-9466	Plug	52	18	1	98-9532	Gear-Crankshaft	46	9	1
98-9467	Asm-Pipe, Fuel	51	*	1	98-9533	Shaft-Gear, Idle	45	9	1
98-9468	Asm-Holder, Nozzle	56	*	3	98-9534	Clip-Circular, Idle Gear	45	14	1
98-9468	Asm-Holder, Nozzle	55	9	3	98-9535	Collar-Gear, Idle	45	10	1
98-9469	Piston (Std.)	46	7	3	98-9536	Collar-Gear, Idle	45	13	1
98-9470	Piston (0.5mm Oversize)	46	7	3	98-9537	Bolt-Flywheel	47	3	6
98-9471	Cover-Thermostat	61	10	1	98-9538	Filter-Oil	39	2	1
98-9472	Spring-Return	54	14	1	98-9539	Pin-Pipe	38	9	1
98-9473	Pulley-Fan Drive	57	21	1	98-9540	Asm-Rotor, Oil Pump	41	9	1
98-9474	Asm-Alternator	58	*	1	98-9541	Cover-Oil Pump	41	8	1
98-9474	Asm-Alternator	57	19	1	98-9542	Gear-Oil Pump Drive	46	8	1
98-9477	Hook-Engine	40	2	1	98-9543	Seal-Valve	41	14	1
98-9478	Hook-Engine	40	8	1	98-9544	Spring	41	12	1
98-9479	Bolt-Cylinder Head	40	4	12	98-9545	Band-Pipe	51	1	2
98-9481	Asm-Case, Gear	41	5	1	98-9547	Cam-Fuel	48	2	1
98-9482	Seal-Oil	41	22	1	98-9548	Washer	48	3	1
98-9483	Seal-Oil	44	7	1	98-9549	Bolt	60	9	2
98-9484	Bolt-Bearing Case	44	2	6	98-9557	Bolt-Adjusting	49	8	1
98-9485	Bolt-Bearing Case	44	10	2	98-9558	Cap	49	1	2
98-9486	Plate-End, Rear	47	1	1	98-9559	Asm-Weight, Governor	48	19	2
98-9487	Cover-Bearing Case	44	8	1	98-9560	Shaft-Governor Weight	48	17	2
98-9488	Plate-Breather Element	42	9	1	98-9561	Holder-Gear, Governor	48	22	1
98-9489	Plate-Breather Element	42	11	1	98-9562	Holder-Gear, Governor	48	21	1
98-9490	Oil Shield-Breather	42	8	1	98-9563	Sleeve-Governor	48	16	1
98-9491	Pipe-Breather	42	6	1	98-9564	Washer-Thrust	48	15	1
98-9492	Joint-Breather Pipe	42	5	1	98-9565	Screw-Set	48	13	1
98-9493	Element-Breather	42	10	1	98-9566	Shaft-Lever, Fork	53	12	1
98-9494	Valve-Inlet	63	21	3	98-9567	Collar	53	1	1
98-9495	Valve-Exhaust	63	20	3	98-9568	Collar	53	8	1
98-9497	Cap-Valve	63	18	6	98-9569	Cover-Shaft, Fork Lever	53	14	1
98-9498	Retainer-Valve Spring	63	16	6	98-9570	Bearing-Miniature	53	3	1
98-9499	Guide-Inlet Valve	40	5	3	98-9571	Bearing-Miniature	53	9	1
98-9500	Guide-Exhaust Valve	40	6	3	98-9572	Lever-Speed Control	54	5	2
98-9501	Asm-Arm, Rocker	63	5	6	98-9573	Stay-Dynamo	57	4	1
98-9502	Screw-Adjusting	63	6	6	98-9574	Pipe-Water	62	11	1
98-9503	Nut	63	4	6	98-9575	Asm-Pump, Water	62	1	1
98-9504	Spring-Rocker Arm	63	12	2	98-9576	Asm-Seal	62	5	1
98-9505	Bracket-Rocker Arm	63	11	3	98-9577	Pipe-Return, Water	62	4	1
98-9506	Stud	63	19	3	98-9578	Pipe-Return, Water	61	2	1
98-9507	Washer-Shaft, Rocker Arm	63	10	2	98-9579	Band Pipe	61	1	2
98-9508	Washer-Shaft, Rocker Arm	63	1	2	98-9580	Pipe-Return, Water	61	4	1
98-9509	Push Rod	45	5	6	98-9581	Impeller-Water	62	6	1
98-9510	Stopper-Camshaft	45	2	1	98-9582	Flange-Pump, Water	62	2	1
98-9511	Stopper-Fuel, Camshaft	48	6	1	98-9583	Bearing	62	3	1
98-9512	Gear-Cam	45	1	1	98-9584	Pulley-Fan	57	5	1
98-9513	Pin-Piston	46	5	3	98-9585	Bolt	57	22	1
98-9514	Clip-Circular, Piston Pin	46	4	6	98-9586	Bolt	41	21	1
98-9515	Bushing-Piston Pin	46	3	3	98-9588	Stud	64	14	6
98-9516	Asm-Rod, Connecting	46	*	3	98-9589	Nut	54	1	2
98-9517	Bolt-Connecting Rod	46	1	6	98-9590	Nut-Cap	48	1	1

\*Not Illustrated

# TORO PART NUMBER INDEX (Cont.)

Part No.	Description	Pg. Ref. No. No. Qty.	Part No.	Description	Pg. Ref. No. No. Qty.
98-9592	Screw	41 7 5	98-9669	Gear-Injection Pump	48 4 1
98-9593	Washer-Flat	53 10 1	98-9670	Gauge-Oil	43 3 1
98-9594	Washer-Flat	54 2 2	98-9671	Guide-Oil Gauge	43 2 1
98-9595	Key-Woodruff	48 8 1	98-9672	Asm-Guide, Oil Gauge	43 * 1
98-9596	Joint-Eye	51 3 1	98-9673	Gear-Governor	48 20 1
98-9597	Plug	38 14 3	98-9674	Packing	49 10 1
98-9598	Plug	41 18 2	98-9675	Plug	38 22 1
98-9599	Plug	38 4 1	98-9676	V-Belt	57 20 1
98-9602	Asm-Coupler, Lock	57 14 1	98-9677	Asm-Pump, Fuel	50 4 1
98-9604	Asm-Crankcase	38 19 1	98-9678	Asm-Apparatus, Idle	49 * 1
98-9606	Asm-Case, Main Bearing	44 11 1	98-9679	Asm-Bolt, Adjusting	49 3 1
98-9607	Asm-Case, Main Bearing	44 9 1	98-9680	Asm-Lever, Fork	53 * 1
98-9608	Manifold-Inlet	64 2 1	98-9681	Spring-Governor	53 4 1
98-9609	Gasket-Manifold, Inlet	64 1 1	98-9682	Gasket	53 13 1
98-9610	Gasket-Manifold, Exhaust	64 9 1	98-9683	Gasket-Solenoid Cover	50 5 1
98-9612	Asm-Shaft, Rocker Arm	63 8 1	98-9684	Gasket-Gear Case	41 25 1
98-9613	Gasket-Cylinder Head	40 10 1	98-9685	Oil Pan	39 5 1
98-9614	Asm-Cover, Cylinder Head	42 13 1	98-9688	Metal-Side (Std.)	46 15 2
98-9615	Gasket-Head Cover	42 12 1	98-9689	Metal-Side (0.2mm)	46 15 2
98-9616	Tappet	45 4 6	98-9690	Metal-Side (0.4mm)	46 15 2
98-9617	Asm-Camshaft	45 7 1	98-9691	Asm-Flywheel	47 4 1
98-9618	Asm-Piston Ring (Std.)	46 6 3	98-9692	Roller	48 18 2
98-9619	Asm-Piston Ring (0.5mm)	46 6 3	98-9693	Solenoid-Stop	50 6 1
98-9621	Asm-Pipe, Overflow	55 8 1	98-9694	Seat-Heat	55 13 3
98-9622	Pipe-Injection	55 3 1	98-9696	Asm-Coupler	57 18 1
98-9623	Plug-Glow	55 11 3	98-9697	Connector	57 17 1
98-9624	Asm-Pipe, Overflow	55 6 1	98-9698	Connector	57 16 1
98-9630	Pin-Start Spring	38 7 1	98-9699	Terminal	57 15 7
98-9631	Cord-Glow Plug	55 10 1	98-9700	Asm-Terminal	57 9 1
98-9632	Gasket-Pump, Water	62 7 1	98-9701	Terminal	57 10 1
98-9633	Gasket-Gear Case	41 6 1	98-9702	Sleeve	57 11 1
98-9634	Gasket-Bearing Case	44 3 1	98-9703	Terminal	57 12 1
98-9635	Gasket-Bearing Case Cover	44 4 1	98-9704	Sleeve	57 13 1
98-9637	Gasket	54 12 1	98-9705	Asm-Starter	60 * 1
98-9638	Gasket-Flange, Water	61 13 1	98-9705	Asm-Starter	59 2 1
98-9640	Cover-Pump	49 13 1	98-9711	Cord-Stop, Solenoid	60 13 1
98-9641	Cover	41 26 1	98-9712	Band-Cover	60 11 1
98-9642	Asm-Crankshaft	46 * 1	98-9713	Asm-Flange, Water	61 3 1
98-9643	Asm-Pump, Injection	51 6 1	98-9716	Pipe-Water	62 12 1
98-9643	Asm-Pump, Injection	52 17 1	98-9717	Clamp	62 10 2
98-9644	Asm-Shaft, Governor	48 14 1	98-9718	Manifold-Exhaust	64 12 1
98-9645	Spring-Start	53 5 1	98-9719	Thermoswitch	61 5 1
98-9646	Gasket-Oil Pan	39 4 1	98-9740	Bracket-Support, Fan	37 48 1
98-9647	Bolt-Cylinder Head	40 13 2	98-9741	Bracket-Mount, Fan	37 57 1
98-9648	Spring-Valve	63 15 6	98-9742	Valve-Flow Control	16 31 1
98-9649	Asm-Gear, Idle	45 11 1	98-9742	Valve-Flow Control	75 71 1
98-9650	Bushing-Gear, Idle	45 12 1	98-9742	Valve-Flow Control	19 13 1
98-9651	Asm-Cartridge, Oil	41 15 1	98-9745	Tube-Exhaust	35 7 1
98-9652	Holder-Valve, Delivery	52 9 3	98-9748	Support-Bracket, Filter	22 30 1
98-9654	Pipe-Injection	55 4 1	98-9749	Bracket-Mount, Throttle	37 47 1
98-9655	Pipe-Injection	55 5 1	98-9750	Decal-Diagnostic-ACE	9 1 1
98-9656	Bushing-Governor, Gear	38 1 1	98-9751	Decal-Diag. (Danish)	9 1 1
98-9657	Clip-Circular, Gov. Shaft	48 11 1	98-9752	Decal-Diag. (Dutch)	9 1 1
98-9658	Asm-Lever, Governor	54 11 1	98-9753	Decal-Diag. (Finnish)	9 1 1
98-9659	Lever-Fork	53 11 1	98-9754	Decal-Diag. (French)	9 1 1
98-9660	Lever-Thrust	53 6 1	98-9755	Decal-Diag. (German)	9 1 1
98-9661	Asm-Plate, Control	54 9 1	98-9756	Decal-Diag. (Italian)	9 1 1
98-9662	Lever-Speed Control	54 3 1	98-9757	Decal-Diag. (Japan)	9 1 1
98-9663	Lever-Engine Stop	54 17 1	98-9758	Decal-Diag. (Norwegian)	9 1 1
98-9664	Shaft-Stop Lever	54 13 1	98-9759	Decal-Diag. (Portuguese)	9 1 1
98-9665	Nut	64 13 6	98-9760	Decal-Diag. (Spanish)	9 1 1
98-9666	Key	46 10 1	98-9761	Kit-Hydraulic Hose	20 * 1
98-9667	Plug	38 16 1	98-9762	Decal-Diag. (Swedish)	9 1 1
98-9668	Plug	38 13 1	98-9763	Asm-Element	66 2 1

\*Not Illustrated

# TORO PART NUMBER INDEX (Cont.)

Part No.	Description	Pg. No.	Ref. No.	Qty.	Part No.	Description	Pg. No.	Ref. No.	Qty.
98-9764	Element-Spin On	67	2	1	217-120	Rim	25	52	2
98-9765	Yoke-Shaft	35	18	1	217-121	Rim	68	38	2
98-9766	Kit-U-Joint	35	21	2	218-446	Nut-Locking	11	10	1
98-9767	Yoke-Slip Tube	35	24	1	218-447	Washer-E.T.L.W.	11	11	1
98-9768	Yoke-End	35	25	1	218-498	Nut-Hex.	11	4	2
98-9769	Yoke-Flange	35	23	1	218-498	Nut-Lock	34	54	2
98-9771	Asm-Cover	66	3	1	218-533	Lens-Red	4	36	1
98-9772	Head-Filter	67	1	1	218-535	Nut-Lock	4	33	1
98-9773	Plug-Base, Filter	67	5	1	218-536	Washer-Lock	4	34	1
98-9774	O-Ring, Filter Base	67	3	1	218-574	Fuse-7.5A	11	20	1
98-9775	Base-Filter	67	4	1	218-578	Fuse-10A	11	20	3
98-9776	Plug-Head, Filter	67	8	1	218-589	Washer-Lock	11	29	1
98-9777	Asm-Valve, Drain	67	10	1	218-594	Fuse-20A	11	20	1
98-9779	Rotary Cartridge Kit	17	30	2	219-19	Lamp-Green	12	*	
98-9781	Fitting-Hydraulic 90°	16	25	1	231-134	Tire	25	53	2
98-9788	Decal-Instructions	65	40	1	231-141	Tire	68	37	2
98-9794	Muffler	35	1	1	232-27	Stem-Valve	24	3	2
98-9796	Asm-Pump, Gear	31	18	1	232-35	Valve-Stem	68	40	2
98-9797	Kit-Housing, Section 2	32	*	1	233-17	Knob-Parking Brake	4	9	1
98-9798	Kit-Housing, Section 1	32	*	1	233-42	Knob	6	19	1
98-9799	Kit-Housing, Section 3	32	*	1	233-42	Knob-Throttle	7	34	1
99-7714	Frame-Drive End	58	4	1	237-21	O-Ring	18	2	7
99-8301	Nut	56	1	3	237-21	O-Ring	19	2	7
99-8302	Washer-Adjusting	56	4	3	237-21	O-Ring	20	4	5
99-8303	Spring-Nozzle	56	5	3	237-21	O-Ring	74	5	8
99-8304	Piece-Distance	56	7	3	237-21	O-Ring	76	14	4
99-8305	Push Rod	56	6	3	237-21	O-Ring	16	18	4
99-8306	Nut-Nozzle	56	9	3	237-21	O-Ring	68	22	2
99-8307	Washer	56	2	3	237-22	O-Ring	16	1	1
99-8308	Piece-Nozzle	56	8	3	237-22	O-Ring	18	14	2
99-8309	Asm-Washer, Adjusting	56	10	3	237-22	O-Ring	4	14	5
99-8310	Washer-Adj. (0.10mm)	56	*	3	237-22	O-Ring	31	15	1
99-8311	Washer-Adj. (0.20mm)	56	*	3	237-22	O-Ring	24	20	2
99-8312	Washer-Adj. (0.30mm)	56	10	3	237-22	O-Ring	14	23	6
99-8313	Washer-Adj. (0.40mm)	56	*	3	237-22	O-Ring	20	36	4
99-8314	Washer-Adj. (0.50mm)	56	*	3	237-22	O-Ring	34	47	2
99-8315	Washer-Adj. (0.52mm)	56	*	3	237-30	O-Ring	31	11	2
99-8316	Washer-Adj. (0.54mm)	56	*	3	237-30	O-Ring	17	12	1
99-8317	Washer-Adj. (0.56mm)	56	*	3	237-30	O-Ring	16	13	7
99-8318	Washer-Adj. (0.58mm)	56	*	3	237-30	O-Ring	20	19	19
99-8319	Washer-Adj. (0.80mm)	56	*	3	237-42	O-Ring	16	3	2
99-8340	Bolt	54	18	1	237-42	O-Ring	17	5	2
99-8342	Gasket-Muffler	64	10	1	237-42	O-Ring	67	6	1
99-8343	Stud	64	11	4	237-42	O-Ring	74	6	2
99-8345	Asm-Case, Main Bearing	44	1	1	237-42	O-Ring	19	12	2
99-8350	Key-Switch	3	2	1	237-42	O-Ring	18	16	2
99-8351	Filter-Fuel	22	1	1	237-42	O-Ring	14	25	4
99-8352	Switch-Backlap	33	44	1	237-42	O-Ring	15	49	1
99-8353	Kit-Individual Pieces	32	*	1	237-65	O-Ring	14	10	5
99-8356	Kit-Head W/Label	23	1	1	237-65	O-Ring	16	22	1
99-8357	Kit-Bowel	23	4	1	237-65	O-Ring	34	50	2
99-8358	Kit-Element	23	2	1	237-78	O-Ring	17	1	12
99-8359	O-Ring	23	3	1	237-78	O-Ring	20	2	5
99-8363	Bolt-HFH	57	24	4	237-78	O-Ring	74	3	6
99-8371	Nut-Hex.	60	12	1	237-78	O-Ring	18	4	7
99-8372	Asm-Switch, Magnetic	60	14	1	237-78	O-Ring	19	4	8
99-8373	Clutch	60	17	1	237-78	O-Ring	16	7	6
99-8374	Frame-Drive End	60	19	1	237-78	O-Ring	67	7	1
99-8375	Cover-Cord	60	23	1	237-78	O-Ring	76	12	4
99-8376	Nut	60	25	1	237-78	O-Ring	68	20	2
99-8377	Nut-Flange	55	17	3	237-78	O-Ring	24	22	1
99-8378	Washer-Plain	55	18	3	237-79	O-Ring	16	9	6
99-8380	Complete Lever & Fork	53	16	1	237-79	O-Ring	17	10	1
99-8385	Seal-Valve Stem	63	14	6	237-79	O-Ring	31	17	3

\*Not Illustrated

# TORO PART NUMBER INDEX (Cont.)

Part No.	Description	Pg. No.	Ref. No.	Qty.	Part No.	Description	Pg. No.	Ref. No.	Qty.
237-79	O-Ring	20	18	10	281-13	Plug-Pipe	65	36	2
237-79	O-Ring	24	18	2	282-4	Clevis-Spring	76	3	2
237-79	O-Ring	14	45	1	282-4	Clevis-Spring	74	21	3
237-80	O-Ring	17	20	1	283-6	Pin-Clevis	76	10	2
237-81	O-Ring	14	12	4	283-6	Pin-Clevis	74	15	3
237-81	O-Ring	24	25	2	283-58	Pin-Clevis	6	30	4
237-81	O-Ring	16	26	1	284-3	Plug-Welch	73	20	1
237-101	O-Ring	14	7	1	285-22	Plug-Pipe	67	9	1
237-141	Bumper	1	6	2	302-5	Fitting-Grease	73	4	2
237-146	O-Ring	31	19	1	302-5	Fitting-Grease	72	7	2
237-156	O-Ring	17	16	2	302-5	Fitting-Grease	74	11	6
237-161	O-Ring	24	36	1	302-5	Fitting-Grease	78	13	1
237-163	O-Ring	31	9	1	302-5	Fitting-Grease	79	13	1
237-165	Grommet	68	9	2	302-5	Fitting-Grease	80	13	1
237-181	O-Ring	25	51	1	302-5	Fitting-Grease	81	13	1
240-3	Grommet	34	57	2	302-5	Fitting-Grease	30	20	1
240-5	Grommet-Rubber	20	28	4	302-5	Fitting-Grease	35	22	2
240-11	Grommet	22	23	3	302-5	Fitting-Grease	76	29	4
240-11	Grommet	14	39	3	302-5	Fitting-Grease	6	39	1
242-34	Stud-Flange, Axle	28	9	10	302-10	Fitting-Grease 45°	36	10	1
2411-36	Bearing-Rod End	6	2	1	302-11	Fitting-Grease	68	49	1
2412-34	Clamp-Hose	31	2	1	302-55	Fitting-Grease	68	34	2
2412-34	Clamp-Hose	33	15	4	302-58	Fitting-Grease	73	10	1
2412-34	Clamp-Hose	14	18	3	304-46	Drain-Radiator	33	10	1
2412-36	Clamp-Drain	22	26	1	304-46	Fitting-Drain	22	27	1
2412-42	Clamp-Hose	65	1	1	304-73	Fitting-Barbed	22	2	1
2412-92	Clamp-Hose	36	14	1	321-2	Screw-HH	24	6	1
2412-93	Clamp-R	7	18	1	321-4	Screw-HH	3	6	2
2412-93	Clamp-R	14	32	2	321-4	Screw-HH	33	23	7
2412-98	Clamp-Hose	22	4	1	321-4	Screw-HH	7	31	1
2412-98	Clamp-Hose	33	31	1	321-5	Screw-HH	65	23	2
2412-103	Clamp-R	33	29	2	321-8	Screw-HH	22	31	1
2412-108	Clamp	65	39	4	321-11	Screw-HH	19	6	4
2412-108	Clamp-Hose	22	11	4	321-15	Screw-HH	11	33	3
2412-126	Clamp-R	12	53	1	321-18	Screw-HH	18	5	4
2412-129	Clamp-Hose	24	27	2	321-23	Screw-HH	14	13	2
2412-133	Clamp-R	7	42	2	321-39	Screw-HH	1	15	7
2412-146	Clamp-Spring	22	34	2	321-39	Screw-HH	11	26	2
251-8	Bearing-Ball	71	6	2	322-2	Screw-HH	33	36	4
251-77	Collar-Locking	73	25	1	322-2	Screw-HH	37	49	4
251-259	Bearing-Ball	30	11	2	322-3	Screw-HH	7	14	13
251-263	Bearing-Ball	71	25	2	322-3	Screw-HH	30	18	2
251-318	Bearing-Ball	36	7	2	322-3	Screw-HH	6	25	8
251-337	Bearing-Ball	73	26	1	322-3	Screw-HH	16	28	4
251-344	Bearing-Ball	69	4	1	322-3	Screw-HH	1	30	4
251-345	Bearing-Ball	69	13	1	322-3	Screw-HH	11	35	2
251-347	Bearing-Ball	71	12	2	322-4	Screw-HH	65	11	3
251-348	Bearing-Ball	71	3	2	322-4	Screw-HH	22	28	1
251-349	Bearing-Ball	71	17	2	322-4	Screw-HH	2	40	2
251-350	Bearing-Ball	69	18	2	322-4	Screw-HH	37	53	9
253-155	Seal	73	13	2	322-5	Screw-HH	76	6	3
254-65	Cone-Tapered Bearing	27	28	2	322-5	Screw-HH	19	17	2
254-66	Cup-Tapered Bearing	27	27	2	322-5	Screw-HH	1	19	4
254-91	Cone-Bearing	27	23	1	322-5	Screw-HH	74	26	3
254-108	Bearing-Roller, Tapered	69	31	1	322-5	Screw-HH	65	28	2
254-109	Bearing-Roller, Tapered	69	39	1	322-5	Screw-HH	12	54	1
256-42	Bushing-Sleeve	6	34	2	322-5	Screw-HH	34	60	4
256-113	Bushing-Flange	30	19	2	322-6	Screw-HH	76	17	4
256-115	Washer-Thrust	76	26	8	322-6	Screw-HH	8	30	1
256-115	Washer-Thrust	74	41	11	322-6	Screw-HH	36	38	8
256-236	Bearing-Flange	6	24	4	322-6	Screw-HH	65	42	2
256-287	Bushing-Flange	76	38	4	322-7	Screw-HH	30	10	1
281-7	Plug-Pipe, Square Hd.	71	37	2	322-8	Screw-HH	73	19	4
281-10	Plug-Socket, Hex.	71	27	2	322-9	Screw-HH	35	19	2

\*Not Illustrated

# TORO PART NUMBER INDEX (Cont.)

Part No.	Description	Pg. No.	Ref. No.	Qty.	Part No.	Description	Pg. No.	Ref. No.	Qty.
322-10	Screw-HH	30	3	1	3253-4	Washer-Lock	1	20	4
322-12	Screw-HH	76	32	2	3253-4	Washer-Lock	16	29	4
322-13	Screw-HH	18	29	4	3253-4	Washer-Lock	33	39	4
322-13	Screw-HH	74	35	6	3253-4	Washer-Lock	36	43	6
322-13	Screw-HH	77	50	3	3253-5	Washer-Lock	31	5	2
323-4	Screw-HH	7	2	2	3253-6	Washer-Lock	82	*	2
323-4	Screw-HH	14	43	2	3253-6	Washer-Lock	8	25	2
323-6	Screw-HH	35	3	4	3253-6	Washer-Lock	7	51	2
323-6	Screw-HH	36	12	2	3253-7	Washer-Lock	82	5	9
323-6	Screw-HH	77	54	2	3253-7	Washer-Lock	76	39	4
323-7	Screw-HH	68	1	4	3253-7	Washer-Lock	75	58	6
323-8	Screw-HH	36	45	1	3253-7	Washer-Lock	37	61	8
323-9	Screw-HH	6	3	1	3253-7	Washer-Lock	34	64	2
323-9	Screw-HH	68	11	2	3253-15	Washer-Lock	22	8	5
323-9	Screw-HH	65	14	1	3253-19	Washer-Lock	12	*71	2
323-10	Screw-HH LH	36	33	1	3253-21	Washer-Lock	65	15	1
323-11	Screw-HH	74	39	1	3253-21	Washer-Lock	24	33	2
323-12	Screw-HH	31	4	2	3253-21	Washer-Lock	14	42	2
323-12	Screw-HH	24	32	2	3253-21	Washer-Lock	37	50	1
323-12	Screw-HH	75	56	2	3253-27	Washer-Lock	65	31	2
323-12	Screw-HH RH	36	27	3	3253-33	Washer-Lock	8	31	1
323-20	Screw-HH	25	49	2	3255-8	Washer-Lock	37	52	1
324-7	Screw-HH	24	29	4	3255-8	Washer-Lock ETLW	4	15	1
325-2	Screw-HH	34	65	2	3255-9	Washer-Lock	36	16	2
325-4	Screw-HH	76	35	4	3256-1	Washer-Flat	3	7	2
325-4	Screw-HH	75	59	6	3256-1	Washer-Flat	11	13	5
325-5	Screw-HH	68	3	4	3256-1	Washer-Flat	1	14	10
325-5	Screw-HH	82	6	9	3256-1	Washer-Flat	4	29	2
325-7	Screw-HH	24	13	2	3256-2	Washer-Flat	33	34	4
325-12	Screw-HH	65	30	2	3256-3	Washer-Flat	1	31	4
327-2	Screw-HH	68	4	1	3256-3	Washer-Flat	11	34	3
328-7	Screw-HH	74	18	4	3256-4	Washer-Flat	35	4	8
328-12	Screw-HH	74	13	2	3256-5	Washer-Flat	8	4	1
3210-8	Screw-HH	26	19	8	3256-6	Washer-Flat	76	40	4
3212-4	Bolt	7	52	2	3256-6	Washer-Flat	75	57	6
3212-4	Screw-HH	82	*	2	3256-22	Washer-Flat	6	6	2
3213-2	Screw-HH	37	60	8	3256-22	Washer-Flat	4	11	4
3217-6	Nut-Hex	8	32	1	3256-22	Washer-Flat	33	22	4
3217-6	Nut-Hex.	30	28	1	3256-22	Washer-Flat	22	33	1
3217-9	Nut-Hex.	65	32	2	3256-22	Washer-Flat	25	54	2
3217-9	Nut-Lock	82	7	3	3256-23	Washer-Flat	76	7	10
3218-1	Nut-Jam	25	50	1	3256-23	Washer-Flat	7	12	8
3220-3	Nut-Jam	6	1	2	3256-23	Washer-Flat	1	18	6
3220-6	Nut	5	27	1	3256-23	Washer-Flat	74	25	3
3220-6	Nut-Steering Wheel	4	8	1	3256-23	Washer-Flat	4	31	6
3230-2	Bolt-Carriage	36	13	1	3256-23	Washer-Flat	36	34	10
3230-3	Bolt-Carriage	73	1	3	3256-23	Washer-Flat	33	38	4
3234-5	Screw-HFH	2	55	1	3256-24	Washer-Flat	68	2	2
3234-5	Screw-HHF	2	34	1	3256-24	Washer-Flat	6	4	1
3234-5	Screw-Whiz Lock	33	3	6	3256-24	Washer-Flat	8	5	1
3234-7	Screw-HHF (Europe)	2	42	1	3256-24	Washer-Flat	65	16	1
3234-14	Screw-HWH	1	33	14	3256-24	Washer-Flat	7	19	3
3234-29	Screw	65	41	2	3256-24	Washer-Flat	74	24	3
3234-29	Screw-HHF	37	55	6	3256-24	Washer-Flat	36	30	5
3245-35	Screw-Set	73	24	1	3256-24	Washer-Flat	76	30	4
3250-29	Screw-HH	7	7	4	3256-24	Washer-Flat	14	41	2
3253-3	Washer-Lock	24	7	1	3256-24	Washer-Flat	65	46	2
3253-3	Washer-Lock	73	16	6	3256-26	Washer-Flat	30	2	1
3253-3	Washer-Lock	7	30	1	3256-26	Washer-Flat	82	4	9
3253-3	Washer-Lock	11	32	3	3256-26	Washer-Flat	4	22	1
3253-4	Washer-Lock	4	2	2	3256-26	Washer-Flat	8	24	2
3253-4	Washer-Lock	7	13	4	3256-26	Washer-Flat	34	63	2
3253-4	Washer-Lock	76	16	2	3256-40	Washer-Flat	37	62	4
3253-4	Washer-Lock	30	17	2	3256-46	Washer-Flat	8	20	1

\*Not Illustrated

# TORO PART NUMBER INDEX (Cont.)

Part No.	Description	Pg. No.	Ref. No.	Qty.	Part No.	Description	Pg. No.	Ref. No.	Qty.
3256-69	Washer-Thrust	6	31	3	3296-39	Nut-Lock	76	31	6
3256-70	Washer-Flat	18	31	4	3296-39	Nut-Lock	24	35	2
3256-70	Washer-Flat	20	37	4	3296-39	Nut-Lock	6	38	1
3256-70	Washer-Flat	74	37	6	3296-39	Nut-Lock	68	45	2
3256-70	Washer-Plain	77	46	2	3296-39	Nut-Lock	75	52	2
3256-78	Washer-Flat	36	20	1	3296-42	Nut-Lock	1	13	7
3258-166	Screw-PPH	11	12	5	3296-42	Nut-Lock	14	15	2
3258-166	Screw-PPH	4	28	2	3296-42	Nut-Lock	18	21	4
3258-166	Screw-PPH	2	46	3	3296-42	Nut-Lock	11	22	4
3269-10	Washer-Back-up	33	30	7	3296-42	Nut-Lock	33	25	7
3269-13	Rivet-Pop	33	32	17	3296-42	Nut-Lock	4	30	2
3269-15	Rivet-Pop	33	5	8	3296-42	Nut-Lock	22	32	1
3272-2	Pin-Cotter	6	5	2	3296-44	Nut-Lock	8	22	1
3272-4	Pin-Cotter	1	11	2	3296-44	Nut-Lock	74	23	4
3272-5	Pin-Cotter	4	17	3	3296-48	Nut-Lock	24	45	4
3272-10	Pin-Cotter	30	1	1	3296-51	Nut-Lock	74	19	6
3272-10	Pin-Cotter	76	4	2	3296-54	Nut-Lock	7	4	4
3272-10	Pin-Cotter	74	17	3	3296-56	Nut-Lock	24	4	2
3272-10	Pin-Cotter	4	21	1	3296-59	Nut-Lock	6	22	1
3272-10	Pin-Cotter	7	21	2	3296-59	Nut-Lock	37	56	1
3272-10	Pin-Cotter	6	40	4	32104-76	Screw-Thread Forming	75	48	2
3272-11	Pin-Cotter	68	10	1	32105-13	Screw-HH	11	17	4
3272-17	Pin-Cotter	71	31	2	32105-21	Screw	30	4	2
3273-26	Screw-Hex. Socket Hd.	11	45	2	32108-9	Screw-Machine	24	12	1
3274-8	Screw-HH	73	17	6	32120-74	Ring-Retaining	29	53	1
3274-34	Screw-Socket Flat Hd.	73	30	1	32120-93	Ring-Retaining	76	25	4
3290-271	Rivet-Pop	33	20	2	32120-93	Ring-Retaining	74	29	6
3290-354	Plate-Nut	11	36	2	32121-2	Pin-Roll	36	4	2
3290-378	Tie-Cable	20	*	4	32121-6	Pin-Roll	6	9	1
3290-378	Tie-Cable	4	*	3	32121-16	Pin-Roll	6	32	1
3290-378	Tie-Cable	33	17	1	32121-27	Pin-Roll	74	2	3
3290-378	Tie-Cable	68	25	1	32121-27	Pin-Roll	77	62	2
3290-378	Tie-Cable	76	42	2	32121-34	Pin-Roll	73	18	1
3290-378	Tie-Cable	75	68	5	32121-38	Pin-Roll	7	22	1
3290-379	Tie-Cable	76	1	4	32121-45	Pin-Roll	6	10	2
3290-379	Tie-Cable	74	14	3	32121-50	Pin-Roll	6	41	1
3290-410	Tie-Cable, Push On	4	*	4	32121-122	Pin-Roll	76	44	2
3290-461	Washer-Belleville	6	21	1	32121-122	Pin-Roll	75	55	3
3290-488	Boot-Lift Control	11	40	1	32122-24	Screw-Round Hd.	22	9	5
3290-489	Knob-Lift Control	11	3	1	32128-20	Nut-Flange Lock	19	18	2
3296-2	Nut-Lock	11	18	4	32128-20	Nut-Lock	65	21	3
3296-3	Nut-Lock	7	27	1	32128-20	Nut-Whiz	33	8	8
3296-9	Nut-Hex.	30	24	2	32128-25	Nut-Flange	7	38	4
3296-16	Nut-Lock	3	9	2	32128-26	Nut-Flange	8	21	4
3296-20	Nut-Lock	4	16	4	32128-33	Nut-Flange Head	2	45	3
3296-20	Nut-Lock	7	54	1	32128-33	Nut-Lock	65	9	2
3296-23	Nut-Lock	68	7	4	32128-33	Nut-Lock	19	10	4
3296-23	Nut-Lock	24	16	2	32128-33	Nut-Lock, Flange Hd.	12	55	3
3296-29	Nut-Lock	73	6	7	32128-36	Nut-HFH	37	67	3
3296-29	Nut-Lock	30	9	4	32136-13	Nut-Slotted	68	16	2
3296-29	Nut-Lock	76	9	11	32144-4	Screw-TAP	68	19	1
3296-29	Nut-Lock	36	19	15	32144-5	Nut	26	1	8
3296-29	Nut-Lock	35	20	2	32144-10	Screw-HWH	14	33	2
3296-29	Nut-Lock	6	23	8	32144-14	Screw-HH	37	64	2
3296-29	Nut-Lock	7	23	10	32144-14	Screw-HWH	2	49	2
3296-29	Nut-Lock	65	26	8	32144-14	Screw-Self Tapping	75	66	3
3296-29	Nut-Lock	22	29	1	32144-18	Screw-HH	12	46	2
3296-29	Nut-Lock	18	30	4	32144-21	Screw	4	6	1
3296-29	Nut-Lock	74	45	3	32144-22	Screw-HH	30	13	4
3296-29	Nut-Lock	34	59	2	32144-26	Screw-TAP	4	1	2
3296-39	Nut-Lock	35	6	4	32144-58	Screw-HSH	20	32	4
3296-39	Nut-Lock	68	8	2	32144-112	Screw-HH	24	8	8
3296-39	Nut-Lock	7	9	3	32144-112	Screw-Thread Forming	26	13	8
3296-39	Nut-Lock	36	28	1	32151-36	Ring-Retaining	77	47	4

\*Not Illustrated

# TORO PART NUMBER INDEX (Cont.)

Part No.	Description	Pg. No.	Ref. No.	Qty.	Part No.	Description	Pg. No.	Ref. No.	Qty.
32151-41	Ring-Retaining	21	13	1	340-103	Fitting-Hydraulic 45°	76	13	1
32151-48	Ring-Retaining	76	5	2	340-124	Fitting-Straight	34	48	2
32151-48	Ring-Retaining	74	20	3	340-127	Nut-Bulkhead	20	12	4
32151-61	Ring-Retaining	76	18	4	340-132	Fitting-Hydraulic 90°	18	3	3
32151-62	Ring-Retaining	24	38	1	340-132	Fitting-Hydraulic 90°	74	4	5
32151-87	Ring-Retaining	73	21	1	340-132	Fitting-Hydraulic 90°	19	8	1
32152-10	Nut	78	2	1	340-132	Fitting-Hydraulic 90°	68	21	2
32152-10	Nut	79	2	1	340-132	Fitting-Hydraulic 90°	76	22	3
32152-10	Nut	80	2	1	340-139	Fitting-Hydraulic 90°	16	23	1
32152-10	Nut	81	2	1	340-139	Fitting-Hydraulic 90°	14	35	1
33014-00	Nut-Lock	35	11	4	340-143	Fitting-Hydraulic 90°	19	11	1
33024-00	Nut-Lock	35	13	1	340-143	Fitting-Hydraulic 90°	17	18	1
33094-00	Washer-Flat	35	8	2	340-143	Fitting-Hydraulic 90°	16	32	1
33103-025	Screw-HHF	22	25	3	340-143	Fitting-Hydraulic 90°	75	70	1
33104-020	Screw-HFH	14	38	6	351-78	Edging	7	1	1
33105-025	Screw-HH	14	36	3	351-80	Clip	7	40	1
33114-016	Screw-HH	36	35	2	353-508	Plug-Hydraulic	14	40	1
33114-020	Screw-HH	35	29	2	353-512	Fitting-Hydraulic Plug	19	5	2
33114-025	Screw-HH	35	15	5	353-550	Plug-Drain	14	44	1
340-1	Fitting-Hydraulic Straight	16	40	2	353-599	Pin-Dowel	21	3	2
340-1	Fitting-Straight	75	64	2	353-682	Fitting-Hydraulic Straight	14	20	1
340-1	Fitting-Hydraulic Straight	19	19	2	353-783	Fitting-Fuel	22	3	1
340-2	Fitting-Hydraulic Straight	18	15	2	353-783	Fitting-Fuel	65	35	1
340-3	Fitting-Hydraulic Straight	31	16	1	353-989	Plug	17	6	2
340-3	Fitting-Hydraulic, Straight	24	19	2	353-990	Plug	17	2	11
340-4	Fitting-Hydraulic Straight	16	5	1	353-991	Plug	17	17	2
340-4	Fitting-Hydraulic Straight	31	10	2	354-20	Fitting-Fuel Tee	22	15	1
340-8	Fitting-Hydraulic Straight	14	11	2	354-21	Fitting-Fuel Straight	22	14	1
340-70	Nut-Bulkhead	20	11	2	354-22	Fitting-Fuel, Straight	22	13	1
340-71	Fitting-Hydraulic	20	31	2	354-46	Ring-Seal	21	8	1
340-77	Fitting-Hydraulic 90°	14	22	1	354-50	Screw-HSH	21	1	4
340-77	Fitting-Hydraulic 90°	18	27	1	354-51	Washer	21	2	4
340-82	Fitting-Hydraulic 90°	15	47	2	354-70	Plug	17	21	1
340-87	Fitting-Hydraulic 45°	14	27	1	354-72	Fitting-Hydraulic 45°	24	42	1
340-92	Fitting-Hydraulic Straight	19	3	4	354-73	Fitting-Hydraulic Straight	14	24	2
340-92	Fitting-Hydraulic Straight	16	17	2	354-74	Fitting-Hydraulic Plug	14	16	1
340-92	Fitting-Hydraulic Straight	18	26	4	354-75	Fitting-Hydraulic 90°	24	40	1
340-98	Fitting-Hydraulic 90°	16	2	2	354-77	Fitting-Hydraulic Test Port	24	23	1
340-98	Fitting-Hydraulic 90°	20	7	10	354-77	Fitting-Test Port	16	11	2
340-101	Fitting-Hydraulic 45°	16	10	2	354-78	Fitting-Hydraulic	31	3	1
340-101	Fitting-Hydraulic 45°	17	11	1	354-79	Cap-Test Port	16	12	2
340-103	Fitting-Hydraulic 45°	20	3	5	354-79	Cap-Test Port	24	24	1

\*Not Illustrated

# TABLE OF CONTENTS

Description	Page	Description	Page
Frame & Body Asm	1-2	Cam Shaft Asm	45
Hood Switch & Lock Asm	3	Piston & Crankshaft Asm	46
Steering Tower Asm	4	Flywheel Asm	47
Steering Valve Asm No. 75-0600	5	Fuel Camshaft Asm	48
Traction & Brake Pedals Asm	6	Engine Stop Lever Asm	49
Seat & Throttle Asm	7	Stop Solenoid & Fuel Pump Asm	50
Seat Suspension Asm	8	Injection Pump Asm	51
Diagnostic-ACE Display Asm	9	Injection Pump Asm (Continued)	52
Electrical Schematic	10	Governor Asm	53
Control Console Asm	11-12	Speed Control Plate Asm	54
Hydraulic Schematic	13	Nozzle Holder & Glow Plug Asm	55
Hydraulic Reservoir Asm	14-15	Nozzle Holder Asm	56
Hydraulic Control Manifold Asm	16	Alternator & Pulley Asm	57
Control Manifold Asm	17	Alternator Asm	58
Front Hydraulic Manifolds	18	Starter Mount Asm	59
Rear Hydraulic Manifolds	19	Starter Asm	60
Cutting Unit Hydraulic Components	20	Water Flange & Thermostat Asm	61
Reel Motor Asm No. 93-1375	21	Water Pump Asm	62
Fuel Tank Asm	22	Valve & Rocker Arm Asm	63
Fuel Filter Asm No. 99-8351	23	Exhaust Manifold & Gasket Asm	64
Front Axle & Transmission Asm	24-25	Engine Components Asm	65
Front Axle Asm No. 94-6933	26-27	Air Cleaner Asm	66
Brake Asm	28	Filter, Water/Fuel Separator	67
Transmission Asm No. 75-0012	29	Rear Axle Installation Asm	68
Traction Control Asm	30	Rear Axle Asm No. 68-6823	69-71
Gear Pump Installation Asm	31	Hydraulic Cylinder No. 83-5030	72
Hydraulic Pump Asm No. 98-9796	32	Drive Shaft Asm	73
Radiator Asm	33-34	Front Lift Arms Asm	74-75
Muffler & Pump Drive Asm	35	Rear Lift Arms Asm	76-77
Engine Installation Asm	36-37	Hydraulic Cylinder Asm No. 93-9311	78
Crankcase Asm	38	Hydraulic Cylinder Asm No. 93-9310	79
Oil Pan Asm	39	Hydraulic Cylinder Asm No. 98-8069	80
Cylinder Head Asm	40	Hydraulic Cylinder Asm No. 98-8068	81
Gear Case & Oil Filter Asm	41	Roll Over Protection System (R.O.P.S.)	82
Head Cover Asm	42	Special Tools	83
Dipstick & Guide Asm	43	Part Number Index	84-98
Main Bearing Case Asm	44		

## IDENTIFICATION AND ORDERING

### MODEL AND SERIAL NUMBERS

The Reelmaster® 5200D has two identification numbers; a model number and a serial number. The two numbers are stamped on a decal which is located on the traction unit frame under the seat. In any correspondence concerning the Reelmaster 5200D, supply model and serial numbers to assure that correct information and replacement parts are obtained.

To order replacement parts from an Authorized TORO Service Dealer, supply the following information:

1. Model and serial number of the Reelmaster 5200D.
2. Part number, description, and the quantity of part(s) desired.

**NOTE:** Do not order by reference number if a parts catalog is being used; use the PART NUMBER.

## COUNTRIES OTHER THAN THE UNITED STATES OR CANADA

Customers who have purchased TORO products exported from the United States or Canada should contact their Toro Distributor

(Dealer) to obtain guarantee policies for your country, province or state.

