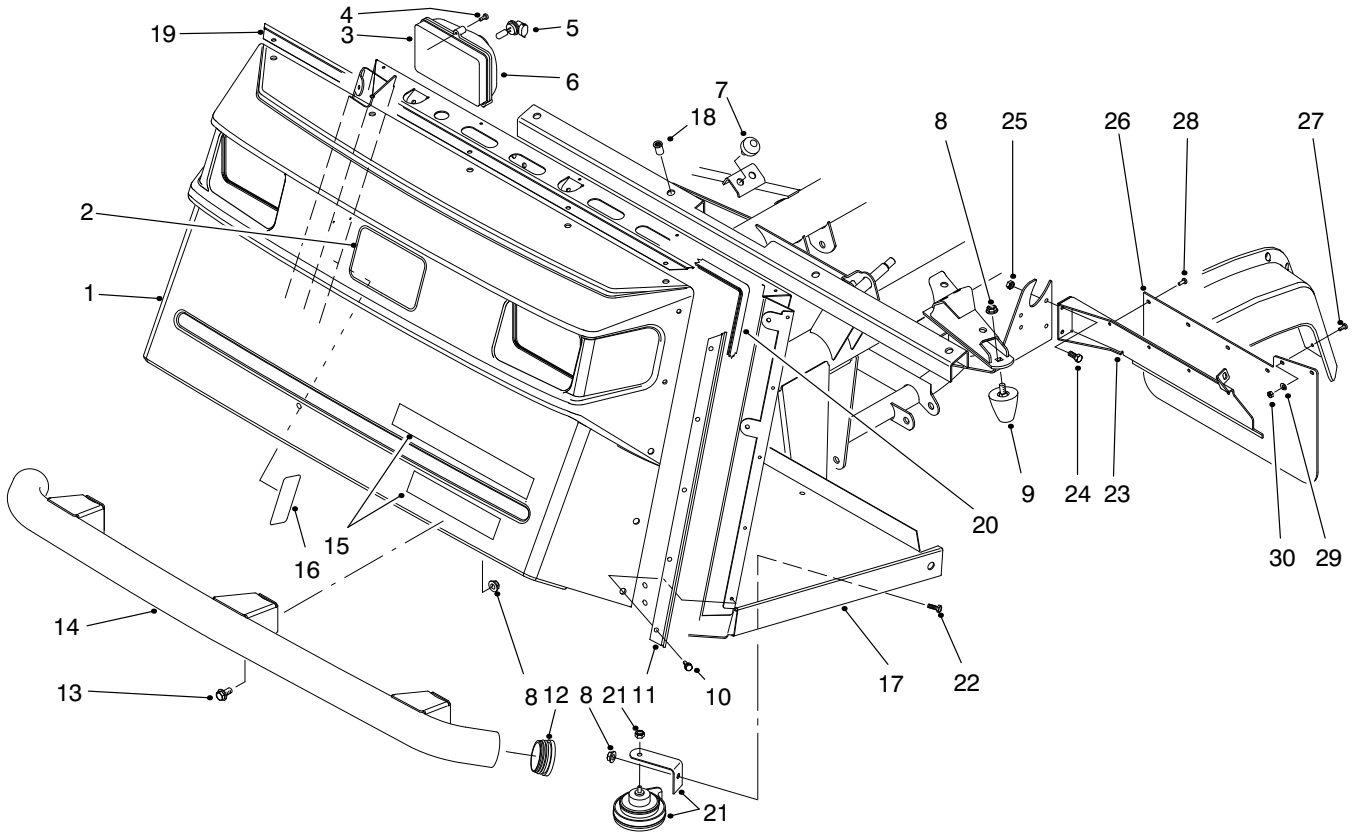




MODEL NO. 07205-90001 & UP  
MODEL NO. 07205TC-90001 & UP

PARTS  
CATALOG

WORKMAN® 3300D



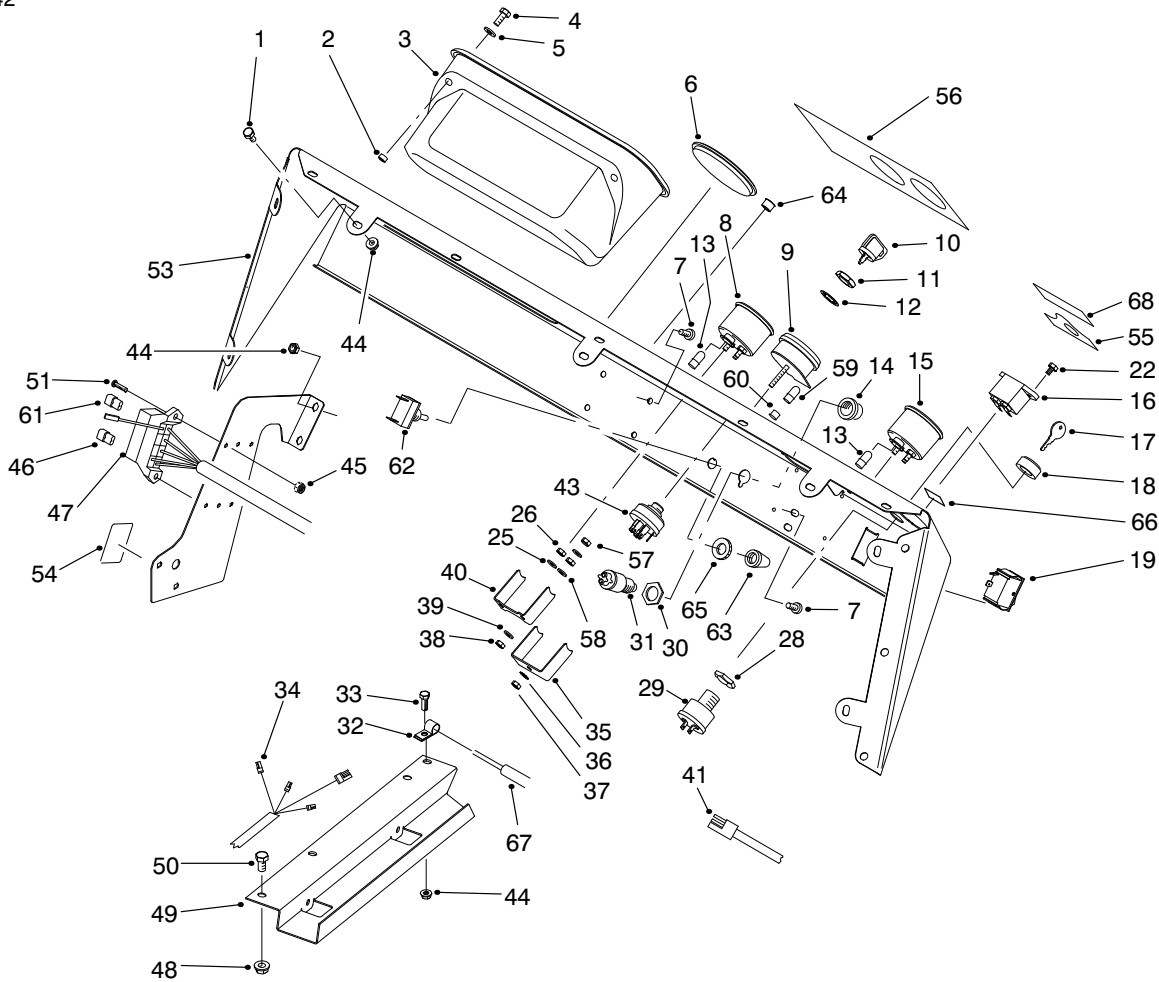
T-1581-1

## FRONT BUMPER & HOOD ASSEMBLY

| Ref. No. | Part No. | Description                             | No. Used |
|----------|----------|---|----------|
| 1        | 87-0710  | Hood                                    | 1        |
| 2        | 62-5550  | Decal - TORO                            | 1        |
| 3        | 87-2120  | Headlight Assembly<br>(Incl. Ref. #5-6) | 2        |
| 4        | 32104-88 | Screw                                   | 6        |
| 5        | 87-6320  | Bulb - Headlight                        | 2        |
| 6        | 87-6330  | Lens - Headlight                        | 2        |
| 7        | 87-2440  | Bumper                                  | 2        |
| 8        | 3290-357 | Nut - Flange Lock                       | 9        |
| 9        | 26-0071  | Bumper                                  | 2        |
| 10       | 87-6620  | Screw                                   | 15       |
| 11       | 87-8120  | Bracket - Trim Side                     | 2        |
| 12       | 2410-42  | Cap - Front Bumper                      | 2        |
| 13       | 3234-1   | Screw - Hex. Flange Hd.                 | 6        |
| 14       | 87-4070  | Bumper - Front                          | 1        |
| 15       | 87-6070  | Decal - Workman 3300D                   | 1        |
| 16       | 87-9500  | Decal - Load                            | 1        |
| 16       | 94-1224  | Decal - Load (Europe)                   | 1        |

| Ref. No. | Part No. | Description                                  | No. Used |
|----------|----------|--|----------|
| 16       | 92-5395  | Decal - Load (Japan)                         | 1        |
| 17       | 94-5240  | Operators Platform Assy.<br>(Incl. Ref. #18) | 1        |
| 18       | 32148-7  | Nut - Clinch                                 | 8        |
| 19       | 87-8130  | Bracket - Trim Top                           | 1        |
| 20       | 87-8160  | Trim   | 1        |
| 21       | 116749   | Horn Assembly                                | 1        |
| 22       | 323-4    | Screw - Cap Hex. Hd.                         | 1        |
| 23       | 94-3838  | Bracket - Mudflap LH                         | 1        |
| *        | 94-3839  | Bracket - Mudflap RH                         | 1        |
| 24       | 321-4    | Screw - Cap Hex. Hd.                         | 4        |
| 25       | 32128-33 | Nut - Lock                                   | 4        |
| 26       | 94-3841  | Mudflap                                      | 2        |
| 27       | 3250-13  | Screw - Pan Hd.                              | 4        |
| 28       | 146489   | Rivet - Pop                                  | 8        |
| 29       | 3256-61  | Washer - Flat                                | 4        |
| 30       | 3296-2   | Nut - Lock                                   | 4        |

\*Not Illustrated

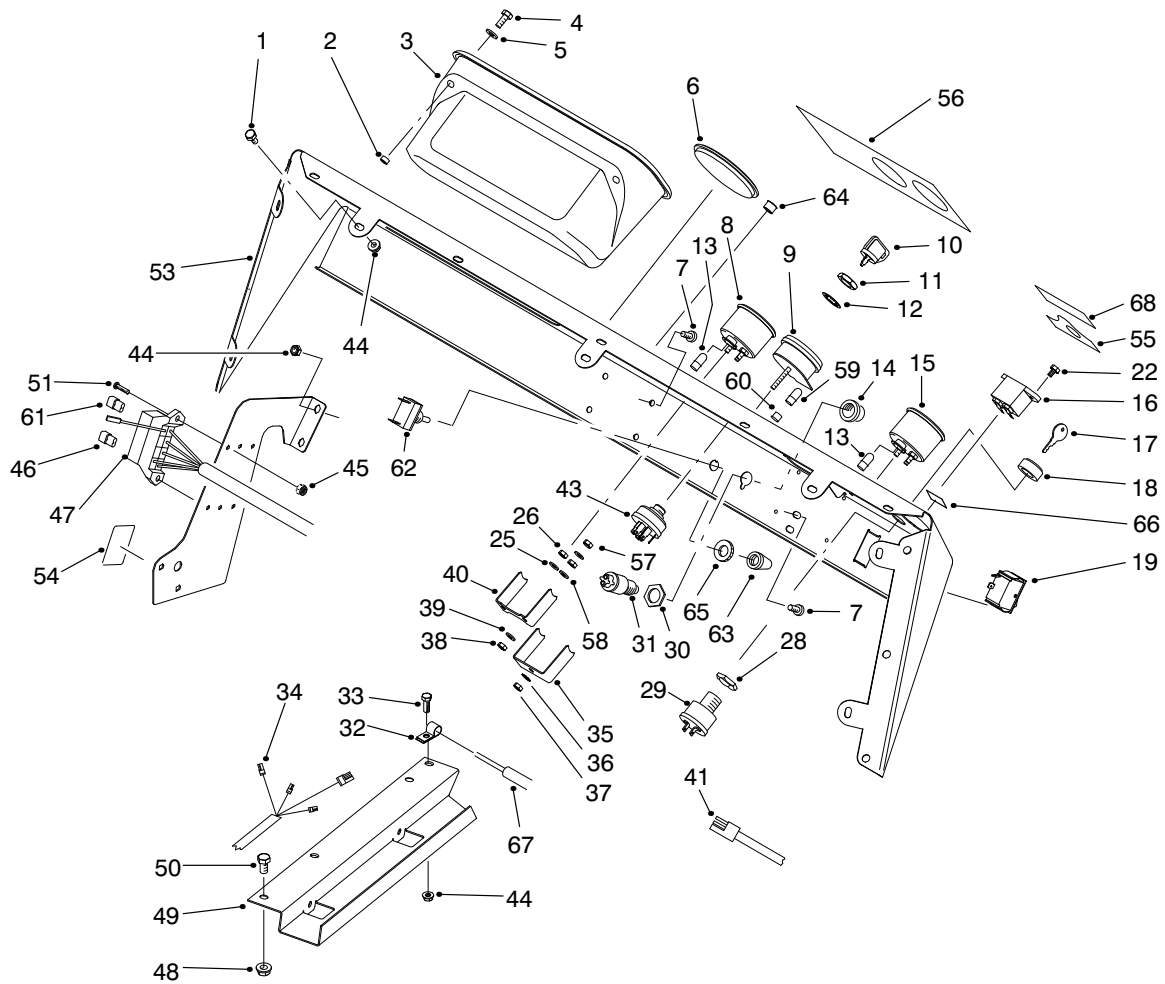


T-1706-1

## CONTROL PANEL ASSEMBLY

| Ref. No. | Part No. | Description   | No. Used |
|----------|----------|---|----------|
| 1        | 321-2    | Screw - Cap Hex. Hd.                                    | 7        |
| 2        | 32148-6  | Insert - Threaded                                       | 2        |
| 3        | 87-3780  | Box - Glove   | 1        |
| 4        | 321-3    | Screw - Cap Hex. Hd.                                    | 2        |
| 5        | 3256-22  | Washer - Flat   | 2        |
| 6        | 2410-35  | Plug  | 1        |
| 7        | 3274-31  | Screw - Button Hd.                                      | 4        |
| 8        | 87-5590  | Temperature Gauge Assy.<br>(Incl. Ref. #38-40, 57 & 58) | 1        |
| 9        | 93-7053  | Warning Light Assembly<br>(Incl. Ref. #35-37, 59 & 60)  | 1        |
| 10       | 63-8360  | Key - Ignition  | 1        |
| 11       | 218-446  | Nut - Hex.  | 1        |
| 12       | 218-447  | Washer - Lock   | 1        |
| 13       | 218-600  | Bulb  | 2        |
| 14       | 87-5580  | Button - Horn   | 1        |
| 15       | 87-5580  | Fuel Gauge Assembly<br>(Incl. Ref. #38-40, 57 & 58)     | 1        |
| 16       | 75-6820  | Hourmeter   | 1        |
| 17       | 87-0740  | Key - Supervisor Switch                                 | 1        |
| 18       | 87-1720  | Nut - Supervisor Switch                                 | 1        |
| 19       | 87-3790  | Switch - Light  | 1        |
| 22       | 32144-18 | Screw - Cap Hex. Hd.                                    | 2        |
| 28       |          | Nut - Hex.  | 1        |
| 29       | 94-5245  | Supervisor Switch Assembly<br>(Incl. Ref. #17, 18 & 28) | 1        |

| Ref. No. | Part No. | Description  | No. Used |
|----------|----------|--|----------|
| 30       |          | Nut - Hex.   | 1        |
| 31       | 18-2830  | Horn Switch Assembly<br>(Incl. Ref. #14 & 30)      | 1        |
| 32       | 2412-89  | Clamp - R  | 1        |
| 33       | 321-4    | Screw - Cap Hex. Hd.                               | 1        |
| 34       | 99-1114  | Harness - Wire Rear                                | 1        |
| 35       |          | Clamp - Light                                      | 1        |
| 36       | 3254-1   | Washer - Lock                                      | 1        |
| 37       | 3217-26  | Hut - Hex.   | 1        |
| 38       | 3217-25  | Nut - Hex.   | 4        |
| 39       | 3253-15  | Washer - Lock                                      | 4        |
| 40       |          | Clamp - Temp. Gauge                                | 1        |
| 41       | 87-4230  | Harness - Wire Front LH                            | 1        |
| 43       | 27-2360  | Ignition Switch Assembly<br>(Incl. Ref. #11 & 12)  | 1        |
| 44       | 32128-33 | Nut - Flange                                       | 12       |
| 45       | 3296-2   | Nut - Lock   | 2        |
| 46       | 218-574  | Fuse - 7.5 Amp                                     | 2        |
| 47       | 87-8500  | Front Wire Harness Assy.<br>(Incl. Ref. #13)       | 1        |
| 48       | 32128-20 | Nut - Flange                                       | 3        |
| 49       | 93-7094  | Cover - Wire Harness                               | 1        |
| 50       | 322-2    | Screw - Cap Hex. Hd.                               | 3        |
| 51       | 3250-13  | Screw  | 2        |
| 53       | 87-8550  | Control Panel Assembly<br>(Incl. Ref. #55-56 & 68) | 1        |



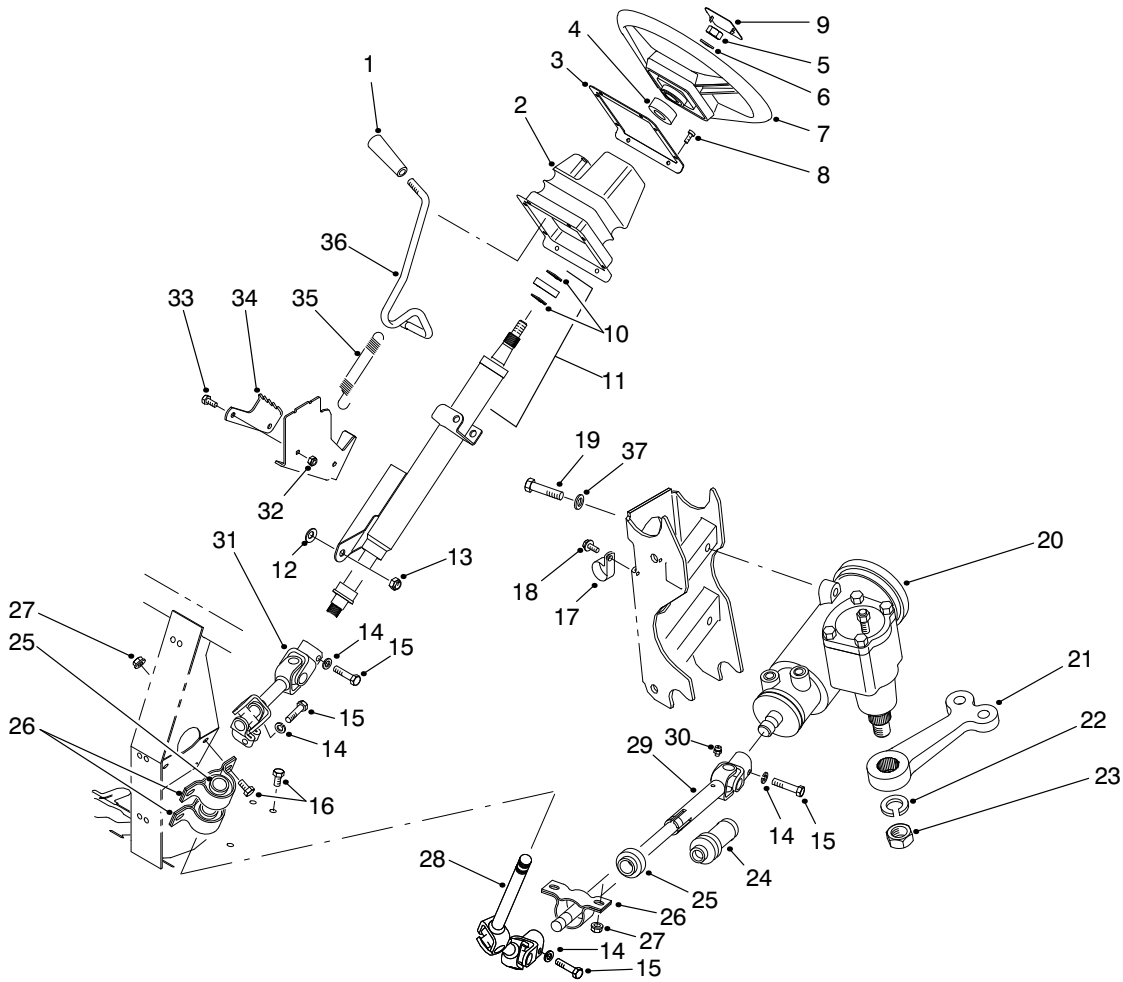
T-1706-1

## CONTROL PANEL ASSEMBLY (Continued)

| Ref. No. | Part No. | Description                 | No. Used | Ref. No. | Part No. | Description                                | No. Used |
|----------|----------|-----------------------------|----------|----------|----------|--|----------|
| 54       | 87-6670  | Decal - Fuse                | 1        | 60       | 87-6270  | Socket & Bulb Assembly<br>(Incl. Ref. #59) | 4        |
| 54       | 93-9851  | Decal - Fuse (Europe)       | 1        | 61       | 218-578  | Fuse - 10 Amp                              | 1        |
| 54       | 92-5374  | Decal - Fuse (Japan)        | 1        | 62       | 20-7150  | Toggle Switch Assembly<br>(Incl. Ref. #65) | 1        |
| 55       | 87-5910  | Decal - Supervisor          | 1        | 63       | 218-473  | Boot - Switch                              | 1        |
| 55       | 93-9856  | Decal - Supervisor (Europe) | 1        | 64       | 2410-64  | Plug - Hole                                | 1        |
| 55       | 92-5332  | Decal - Supervisor (Japan)  | 1        | 65       |          | Nut - Lock                                 | 1        |
| 56       | 87-8530  | Decal - Dash                | 1        | 66       | 93-7252  | Decal - CE (Europe)                        | 1        |
| 56       | 93-9445  | Decal - Dash (Europe)       | 1        | 67       | 94-3837  | Cable - Clutch                             | 1        |
| 56       | 92-6429  | Decal - Dash (Japan)        | 1        | 68       | 94-5272  | Decal - Warning                            | 1        |
| 57       | 3217-29  | Nut - Jam                   | 3        |          |          |  |          |
| 58       | 3253-19  | Washer - Lock               | 3        |          |          |  |          |
| 59       | 219-17   | Bulb - Warning Light        | 4        |          |          |  |          |







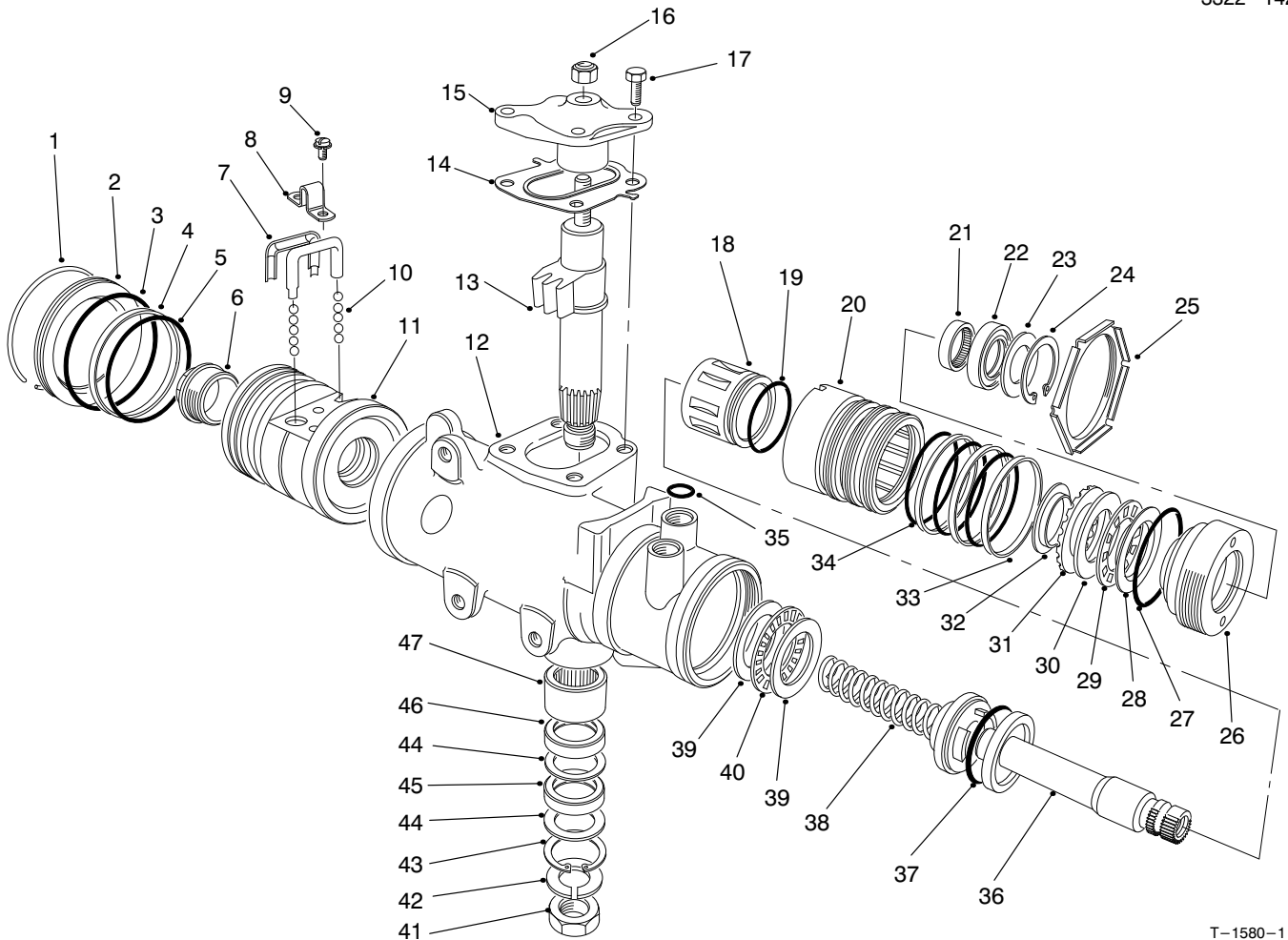
T-1584-1

## STEERING LINKAGE ASSEMBLY

| Ref. No. | Part No.  | Description                                     | No. Used |
|----------|-----------|---|----------|
| 1        | 233-39    | Knob  | 1        |
| 2        | 87-3460   | Boot - Tilt Steering                            | 1        |
| 3        | 87-4720   | Plate - Steering Boot                           | 1        |
| 4        | 21-9260   | Spacer  | 1        |
| 5        | 3277-1    | Nut - Hex.                                      | 1        |
| 6        | 48-8070   | Washer - Flat                                   | 1        |
| 7        | 87-3820   | Wheel - Steering                                | 1        |
| 8        | 32144-116 | Screw - Pan Head                                | 8        |
| 9        | 87-3750   | Cover - Steering Wheel                          | 1        |
| 10       | 43-6550   | Ring - Retaining                                | 2        |
| 11       | 92-4153   | Assembly - Steering Column<br>(Incl. Ref. #10)  | 1        |
| 12       | 3290-455  | Washer  | 1        |
| 13       | 3296-59   | Nut - Lock                                      | 1        |
| 14       | 3253-4    | Washer - Lock                                   | 4        |
| 15       | 48-7740   | Screw - Cap Hex. Hd.                            | 4        |
| 16       | 322-2     | Screw - Cap Hex. Hd.                            | 6        |
| 17       | 2412-105  | Clamp - R                                       | 2        |
| 18       | 32144-10  | Screw - Self Tapping                            | 2        |
| 19       | 93-7145   | Screw - Cap Hex. Hd.                            | 3        |
| 20       | 87-1500   | Steering Gear Assembly<br>(Incl. Ref. #22 & 23) | 1        |

| Ref. No. | Part No. | Description  | No. Used |
|----------|----------|--|----------|
| 21       | 87-0370  | Arm - Pitman   | 1        |
| 22       | 39-7420  | Washer - Lock  | 1        |
| 23       | 39-7440  | Nut - Lock   | 1        |
| 24       | 92-4157  | Boot - Steering Shaft                                | 1        |
| 25       | 87-2280  | Bearing  | 3        |
| 26       | 87-3250  | Mount - Bearing                                      | 3        |
| 27       | 32128-20 | Nut - Flange   | 6        |
| 28       | 92-4155  | Slip Joint Assembly - Upper                          | 1        |
| 29       | 92-4156  | Slip Joint Assembly - Lower<br>(Incl. Ref. #24 & 30) | 1        |
| 30       | 302-5    | Fitting - Grease                                     | 1        |
| 31       | 92-4154  | Universal Joint Assembly                             | 1        |
| 32       | 3296-42  | Nut - Lock   | 2        |
| 33       | 321-3    | Screw - Cap Hex. Hd.                                 | 2        |
| 34       | 87-3610  | Bracket - Detent                                     | 1        |
| 35       | 65-5360  | Spring - Extension                                   | 1        |
| 36       | 87-3130  | Lever - Tilt Steering                                | 1        |
| 37       | 87-7480  | Washer - Flat  | 3        |
| *        | 87-3100  | Lower Shaft Assembly<br>(Incl. Ref. #24 & 28-30)     | 1        |
| *        | 87-3120  | Steering Column & Shaft<br>(Incl. Ref. #10, 11 & 31) | 1        |

\*Not Illustrated

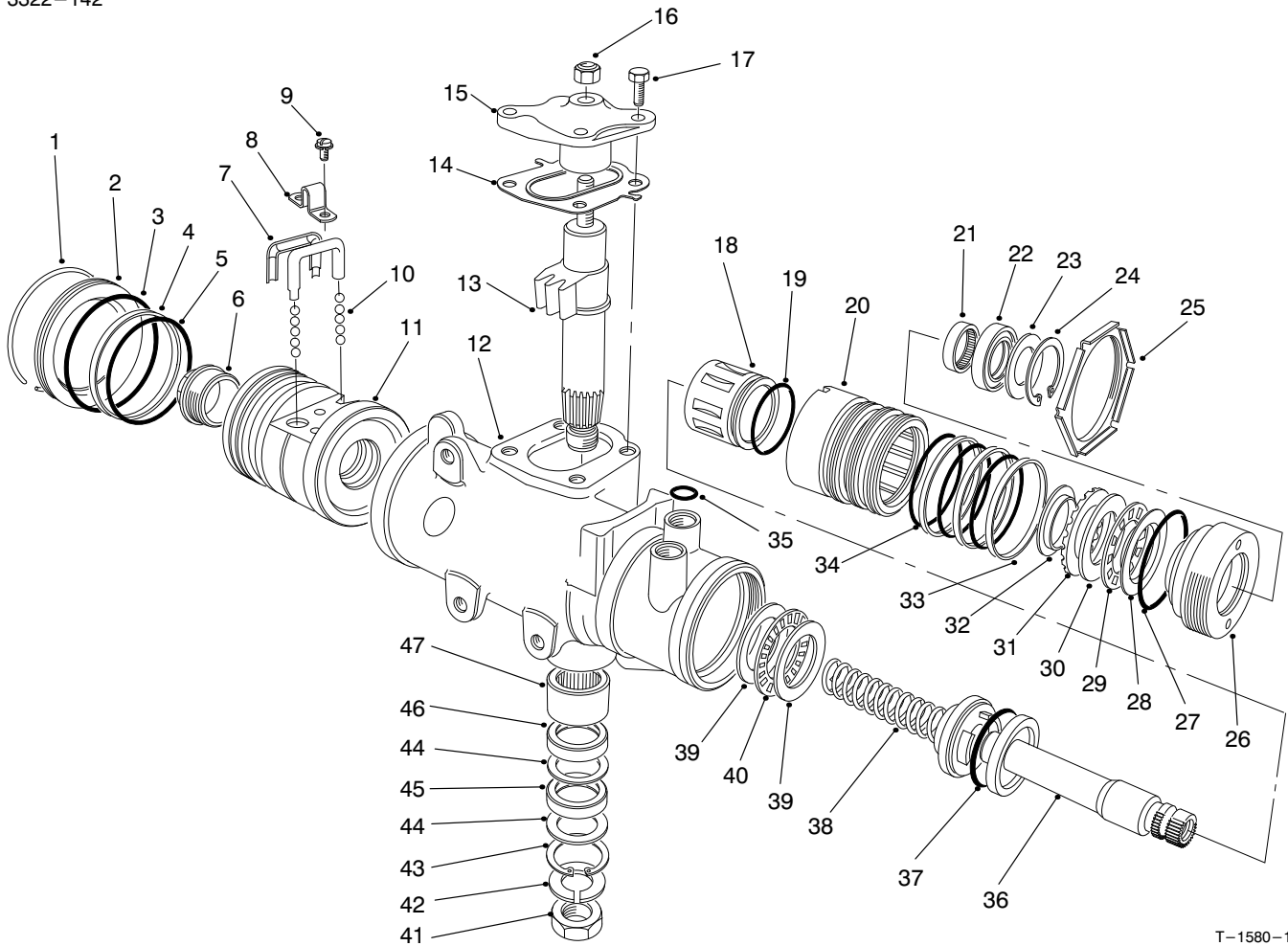


T-1580-1

## STEERING GEAR ASSEMBLY NO. 87-1500

| Ref. No. | Part No. | Description  | No. Used | Ref. No. | Part No. | Description   | No. Used |
|----------|----------|--|----------|----------|----------|---|----------|
| 1        |          | Ring - Retaining   | 1        | 24       |          | Ring - Retaining  | 1        |
| 2        | 92-4165  | Plug - Housing End   | 1        | 25       | 92-4159  | Nut - Adjuster Plug Lock  | 1        |
| 3        |          | Seal - Housing End Plug  | 1        | 26       |          | Plug - Adjuster   | 1        |
| 4        |          | Ring - Rack Piston   | 1        | 27       | 28-8200  | O-Ring  | 1        |
| 5        |          | O-Ring, Rack Piston  | 1        | 28       |          | Race - Upper Bearing  | 1        |
| 6        | 18-4340  | Plug - Rack Piston End   | 1        | 29       |          | Bearing - Roller, Thrust  | 1        |
| 7        | 92-4168  | Return - Guide Ball  | 2        | 30       |          | Race - Thrust Bearing   | 1        |
| 8        | 18-4270  | Clamp - Ball Return Guide  | 1        | 31       |          | Spacer - Thrust Bearing   | 1        |
| 9        | 18-4260  | Assy. - Screw/Lockwasher   | 2        | 32       |          | Retainer - Bearing  | 1        |
| 10       | 18-5190  | Kit - Ball, Recirculating<br>(Consists of 12 each of<br>.2806 Dia. & .2812 Dia.<br>Chrome Balls) | 1        | 33       |          | Ring - Valve Body   | 3        |
| 11       |          | Nut - Rack Piston  | 1        | 34       |          | O-Ring  | 3        |
| 12       |          | Housing - Steering Gear  | 1        | 35       | 39-7310  | O-Ring  | 3        |
| 13       |          | Gear - Pitman Shaft  | 1        | 36       |          | Shaft - Stub  | 1        |
| 14       | 28-8280  | Seal Kit - Side Cover<br>(Incl. Ref. #17)  | 1        | 37       |          | O-Ring  | 1        |
| 15       |          | Cover - Housing Side   | 1        | 38       |          | Worm - Steering   | 1        |
| 16       | 28-8220  | Nut - Lash Adjuster  | 1        | 39       |          | Race - Thrust Bearing   | 2        |
| 17       | 28-8210  | Bolt - Flange Hex. Hd.   | 4        | 40       |          | Bearing - Roller, Thrust  | 1        |
| 18       |          | Spool Valve  | 1        | 41       | 39-7440  | Nut - Pitman Arm  | 1        |
| 19       |          | O-Ring, Spool Valve  | 1        | 42       | 39-7420  | Washer - Lock   | 1        |
| 20       |          | Valve Body   | 1        | 43       |          | Ring - Retaining  | 1        |
| 21       | 92-4169  | Bearing - Needle   | 1        | 44       |          | Washer - Seal, Backup   | 2        |
| 22       |          | Seal - Stub Shaft  | 1        | 45       |          | Seal - Pitman Shaft   | 1        |
| 23       |          | Seal - Stub Shaft Dust   | 1        | 46       |          | Seal - Pitman Shaft   | 1        |
|          |          |  |          | 47       | 92-4170  | Bearing - Pitman Shaft  | 1        |
|          |          |  |          | *        | 92-4161  | Assembly - Cover Service<br>Housing Side<br>(Incl. Ref. #14-17) | 1        |

\*Not Illustrated



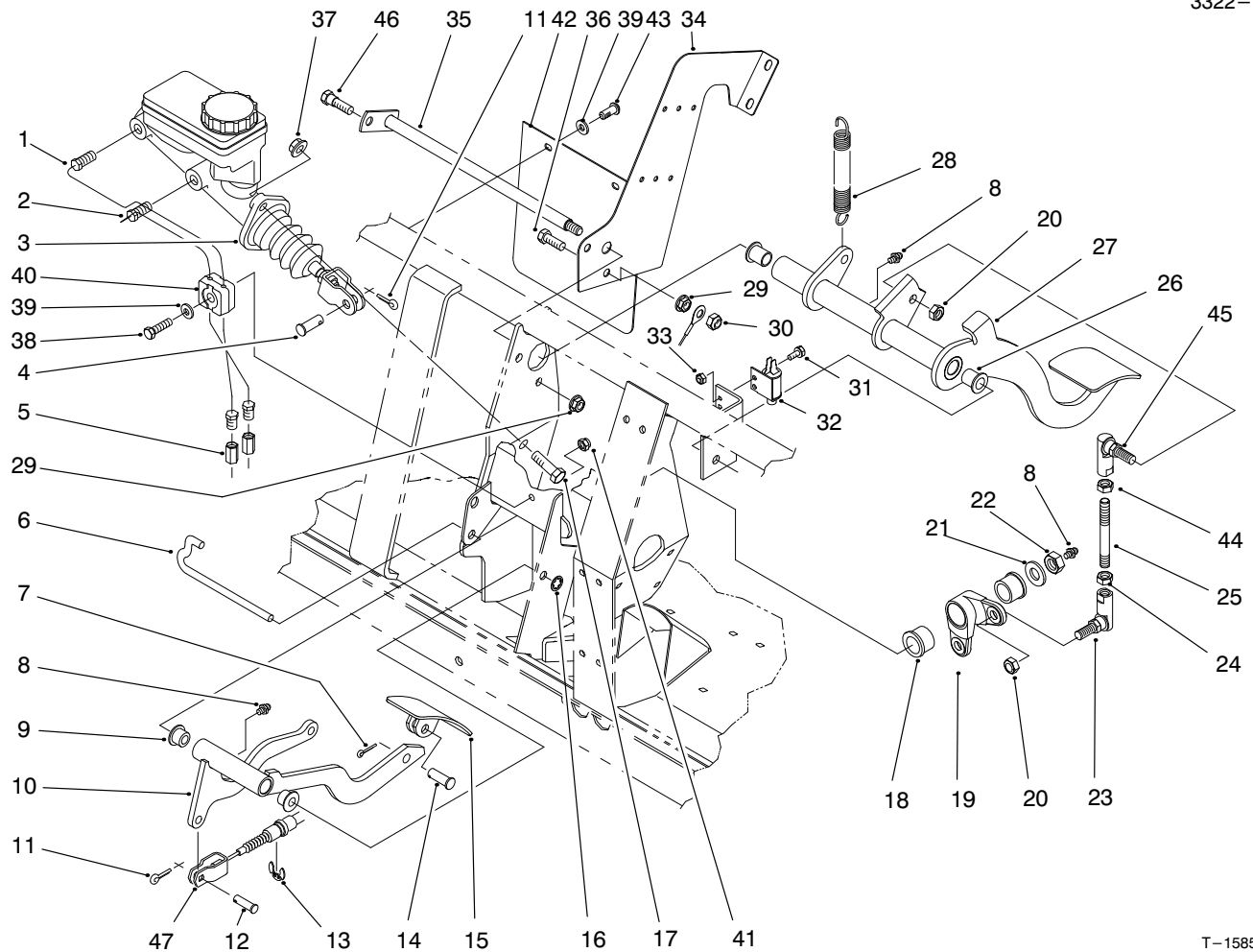
T-1580-1

## STEERING GEAR ASSEMBLY NO. 87-1500 (Continued)

| Ref. No. | Part No. | Description  | No. Used |
|----------|----------|--|----------|
| *        | 28-8270  | Seal Service Kit - End Plug<br>(Incl. Ref. #1 & 3)     | 1        |
| *        | 28-8290  | Seal Service Kit<br>Rack/Piston<br>(Incl. Ref. #4 & 5) | 1        |
| *        | 18-5180  | Bearing Kit - Lower Thrust<br>(Incl. Ref. #39-40)      | 1        |
| *        | 98-2962  | Seal Kit - Pitman Shaft<br>(Incl. Ref. #43-46)         | 1        |
| *        | 18-5170  | Seal Kit - Valve Ring<br>(Incl. Ref. #19, 33, 34 & 37) | 1        |
| *        | 92-4163  | Assy. - Steering Housing<br>(Incl. Ref. #12 & 43-47)   | 1        |
| *        | 92-4167  | Assembly - Plug Service<br>(Incl. Ref. #22-24 & 27)    | 1        |

| Ref. No. | Part No. | Description  | No. Used |
|----------|----------|--|----------|
| *        | 92-4162  | Pitman Shaft - Gear Service<br>(Incl. Ref. #13-14 & 17)            | 1        |
| *        | 92-4158  | Valve Assy. - Hyd. Gear<br>(Incl. Ref. #18-20, 33, 34,<br>36 & 37) | 1        |
| *        | 92-4160  | Bearing Service Kit - Upper<br>(Incl. Ref. #28-32)                 | 1        |
| *        | 92-4166  | Rack/Piston/Nut Assembly<br>(Incl. Ref. #1-11 & 38)                | 1        |
| *        | 92-4164  | Plug Assy. - Service Adjust.<br>(Incl. Ref. #21-24 &<br>26-32)     | 1        |
| *        | 87-1500  | Steering Gear (Complete)   | 1        |

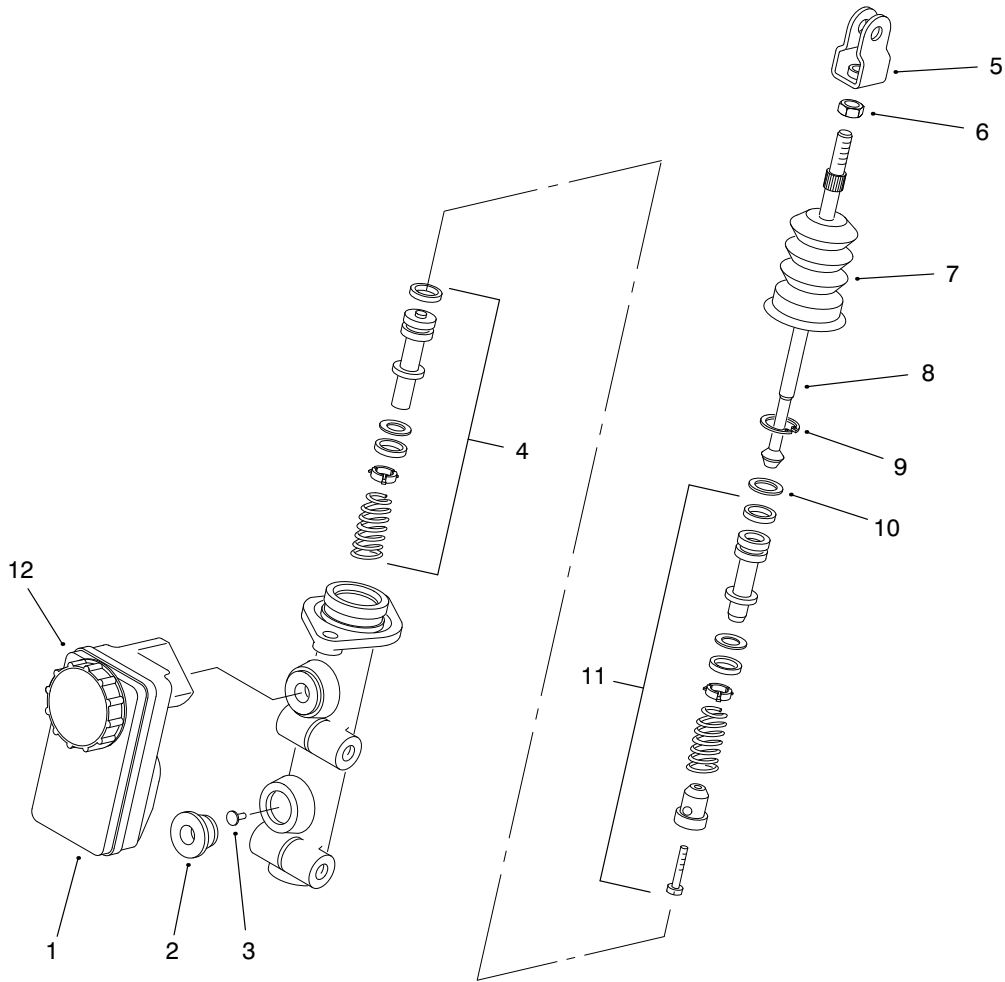
\*Not Illustrated



T-1585-2

## BRAKE & ACCELERATOR PEDAL ASSEMBLY

| Ref. No. | Part No. | Description               | No. Used | Ref. No. | Part No. | Description             | No. Used |
|----------|----------|---------------------------|----------|----------|----------|-------------------------|----------|
| 1        | 94-3814  | Tube - Hydraulic          | 1        | 25       | 94-5299  | Rod - Link              | 1        |
| 2        | 94-3815  | Tube - Hydraulic          | 1        | 26       | 256-155  | Bushing - Flange        | 2        |
| 3        | 94-3800  | Master Cylinder Assembly  | 1        | 27       | 93-8965  | Pedal - Brake           | 1        |
| 4        | 283-2    | Pin - Clevis              | 1        | 28       | 76-9430  | Spring - Extension      | 1        |
| 5        | 87-3570  | Union - Brake Line        | 2        | 29       | 32128-20 | Nut - Flange Lock       | 2        |
| 6        | 87-2880  | Shaft - Accelerator Pedal | 1        | 30       | 3296-29  | Nut - Lock              | 1        |
| 7        | 3272-6   | Pin - Cotter              | 1        | 31       | 3290-321 | Screw - Hex. Flange Hd. | 2        |
| 8        | 302-5    | Fitting - Grease          | 3        | 32       | 55-7120  | Switch - Brake Light    | 1        |
| 9        | 256-259  | Bushing - Flange          | 2        | 33       | 3296-2   | Nut - Lock              | 2        |
| 10       | 93-8961  | Arm - Accelerator Pedal   | 1        | 34       | 94-3821  | Plate - Center, Frame   | 1        |
| 11       | 3272-10  | Pin - Cotter              | 2        | 35       | 95-7394  | Shaft - Brake           | 1        |
| 12       | 283-30   | Pin - Clevis              | 1        | 36       | 322-5    | Screw - Cap Hex. Hd.    | 1        |
| 13       | 32120-47 | Ring - E                  | 1        | 37       | 3290-357 | Nut - Flange            | 2        |
| 14       | 283-85   | Pin - Clevis              | 1        | 38       | 321-9    | Screw - Cap Hex. Hd.    | 1        |
| 15       | 93-8969  | Pedal - Accelerator       | 1        | 39       | 3256-22  | Washer - Flat           | 3        |
| 16       | 32151-56 | Ring - Retaining          | 1        | 40       | 87-7660  | Clamp - Tube            | 2        |
| 17       | 323-7    | Screw - Cap Hex. Hd.      | 2        | 41       | 3296-42  | Nut - Lock              | 1        |
| 18       | 256-247  | Bushing - Flange          | 2        | 42       | 94-5221  | Flap - Master Cylinder  | 1        |
| 19       | 94-5223  | Bell Crank                | 1        | 43       | 87-6620  | Screw - Torx Pan Hd.    | 2        |
| 20       | 3296-6   | Nut - Lock                | 2        | 44       | 3220-16  | Nut - Hex. Jam          | 1        |
| 21       | 3256-26  | Washer - Flat             | 1        | 45       | 68-3841  | Ball Joint Assembly     | 1        |
| 22       | 3296-23  | Nut - Lock                | 1        | 46       | 28-0540  | Bolt - Shoulder         | 1        |
| 23       | 68-3840  | Ball Joint                | 1        | 47       | 94-3836  | Cable - Accelerator     | 1        |
| 24       | 3220-3   | Nut - Hex. Jam            | 1        |          |          |                         |          |

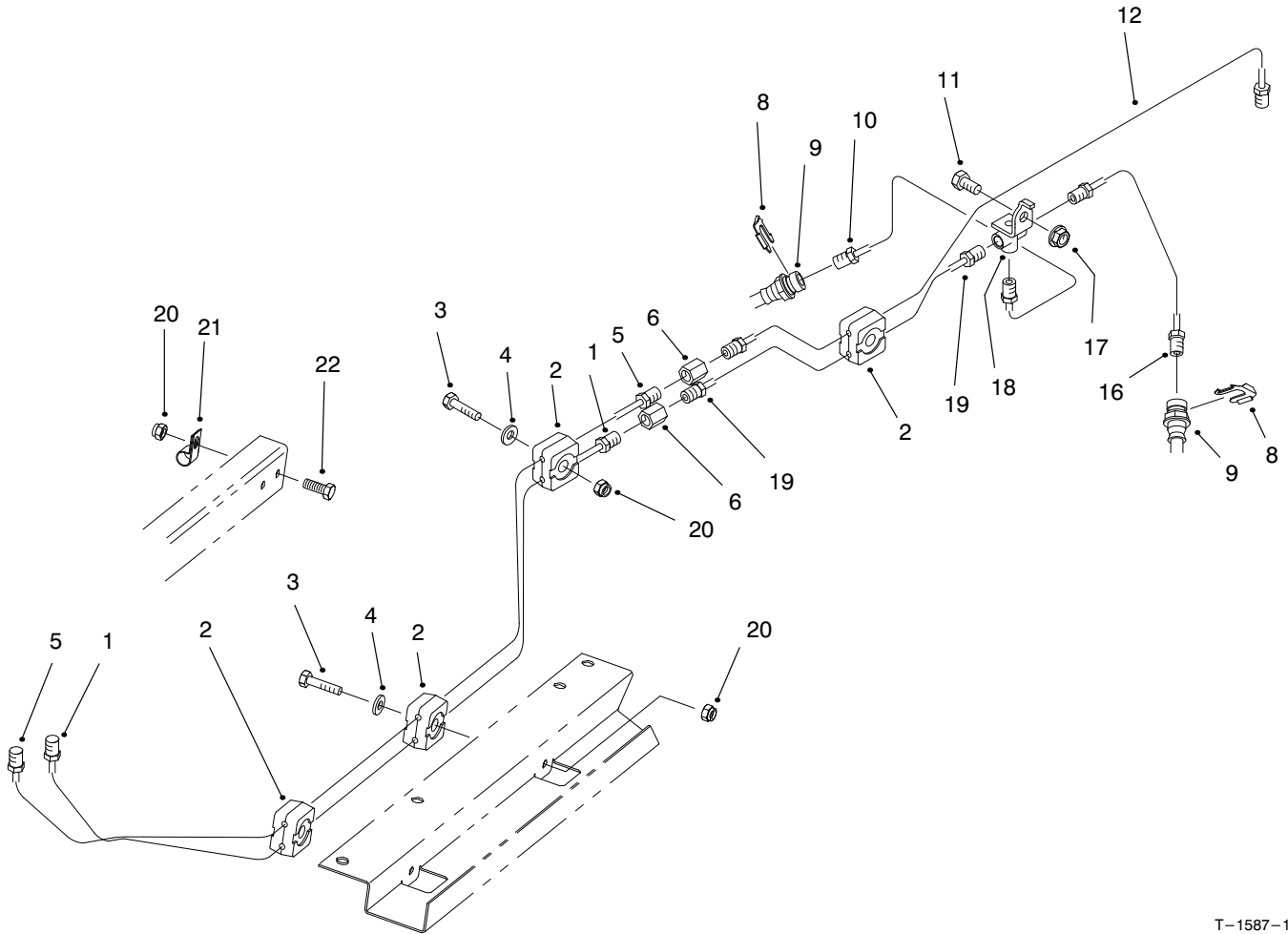


T-2339-1

## MASTER BRAKE CYLINDER NO. 94-3800

| Ref. No. | Part No. | Description                                     | No. Used |
|----------|----------|---|----------|
| 1        | 87-3040  | Reservoir - Master Cylinder<br>(Incl. Ref. #12) | 1        |
| 2        | 93-8971  | Seal - Port, Flange                             | 2        |
| 3        | 92-4103  | Pin - Stop                                      | 1        |
| 4        | 92-4102  | Secondary Piston Assembly                       | 1        |
| 5        | 92-4110  | Clevis  | 1        |
| 6        | 21-0360  | Nut - Hex.                                      | 1        |

| Ref. No. | Part No. | Description             | No. Used |
|----------|----------|-------------------------|----------|
| 7        | 94-5209  | Cover - Dust            | 1        |
| 8        | 94-5210  | Rod - Push              | 1        |
| 9        | 92-4109  | Circlip                 | 1        |
| 10       | 92-4108  | Washer - Retainer       | 1        |
| 11       | 92-4101  | Primary Piston Assembly | 1        |
| 12       | 92-4112  | Cap Assembly            | 1        |



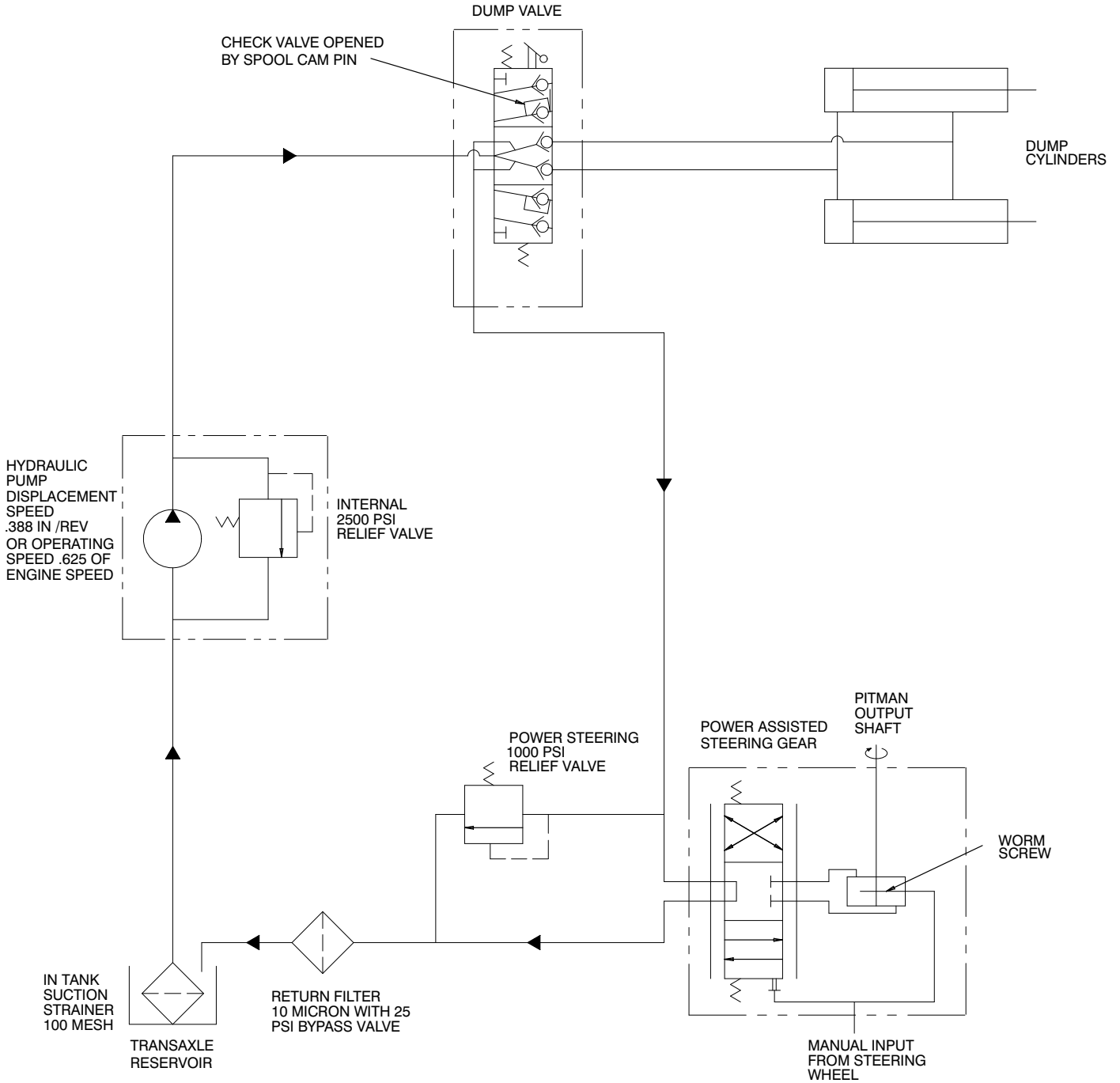
T-1587-1

## HYDRAULIC BRAKE LINE ROUTING ASSEMBLY

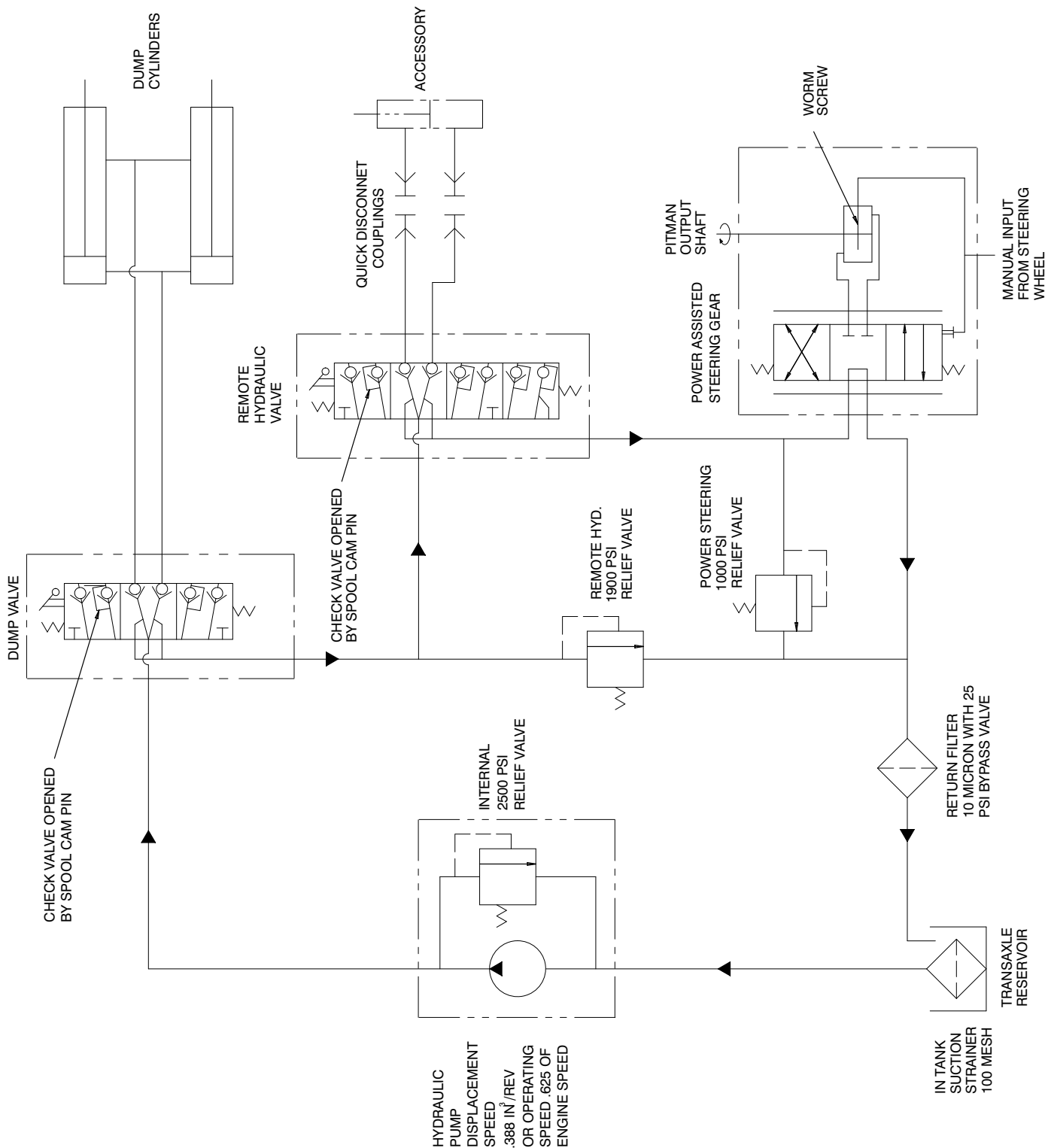
| Ref. No. | Part No. | Description           | No. Used |
|----------|----------|-----------------------|----------|
| 1        | 94-3820  | Tube - Brake Front    | 1        |
| 2        | 87-7660  | Clamp - Brake Line    | 8        |
| 3        | 321-9    | Screw - Cap Hex. Hd.  | 4        |
| 4        | 3256-22  | Washer - Flat         | 4        |
| 5        | 94-3819  | Tube - Brake Rear     | 1        |
| 6        | 87-3570  | Fitting - Union       | 2        |
| 8        | 87-3580  | Retainer - Brake Hose | 2        |
| 9        | 93-7123  | Hose - Brake Front    | 2        |
| 10       | 93-7081  | Tube - Brake Front RH | 1        |

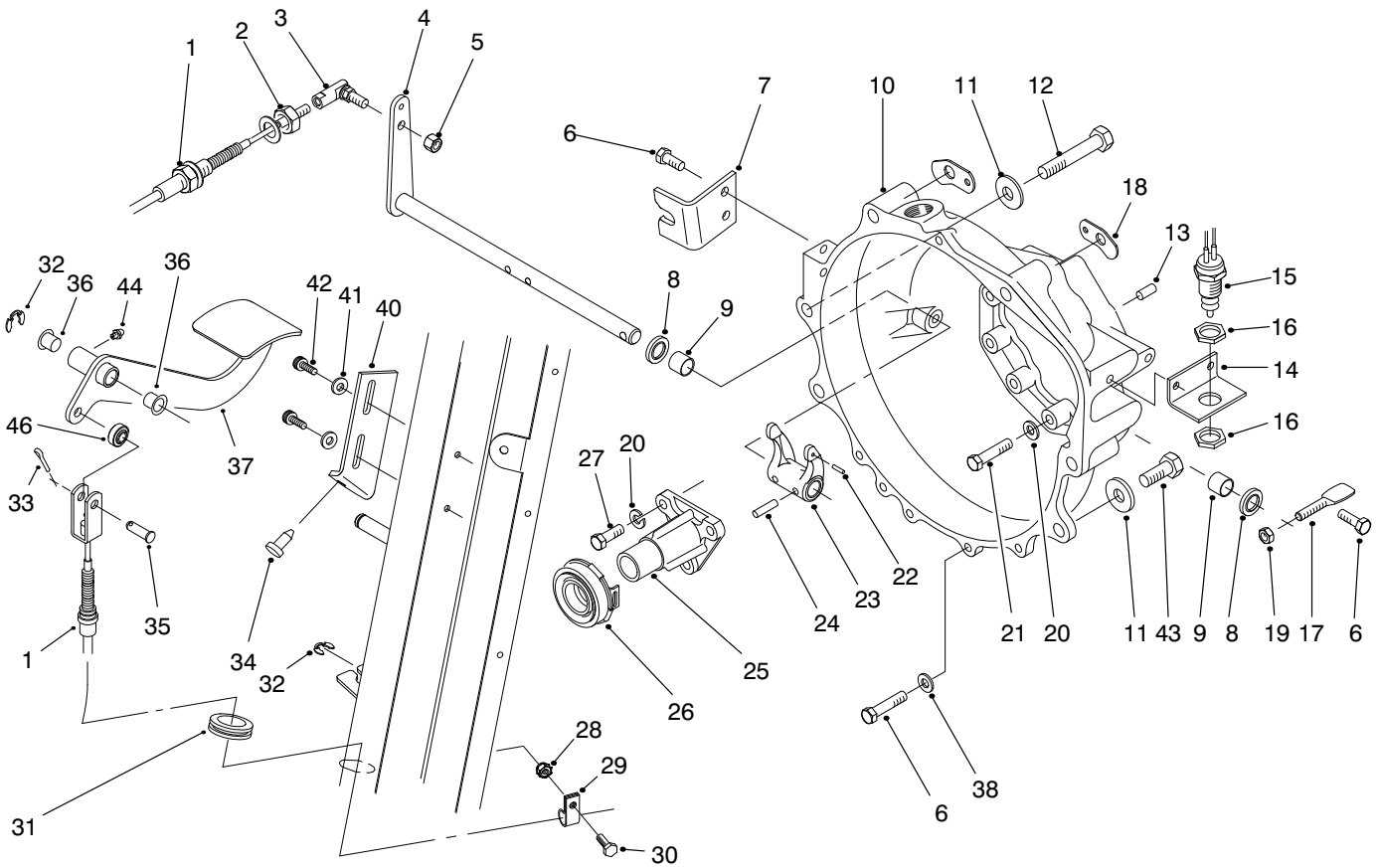
| Ref. No. | Part No. | Description           | No. Used |
|----------|----------|-----------------------|----------|
| 11       | 322-2    | Screw - Cap Hex. Hd.  | 1        |
| 12       | 94-3842  | Tube - Brake Rear     | 1        |
| 16       | 93-7082  | Tube - Brake Front LH | 1        |
| 17       | 32128-20 | Nut - Flange          | 1        |
| 18       | 87-3560  | Tee - Brake Line      | 1        |
| 19       | 93-7085  | Tube - Brake Front    | 1        |
| 20       | 3296-42  | Nut - Lock            | 5        |
| 21       | 2412-89  | Clamp - R             | 1        |
| 22       | 321-4    | Screw - Cap Hex. Hd.  | 1        |

# HYDRAULIC SCHEMATIC



# HYDRAULIC SCHEMATIC (Models 07205TC)



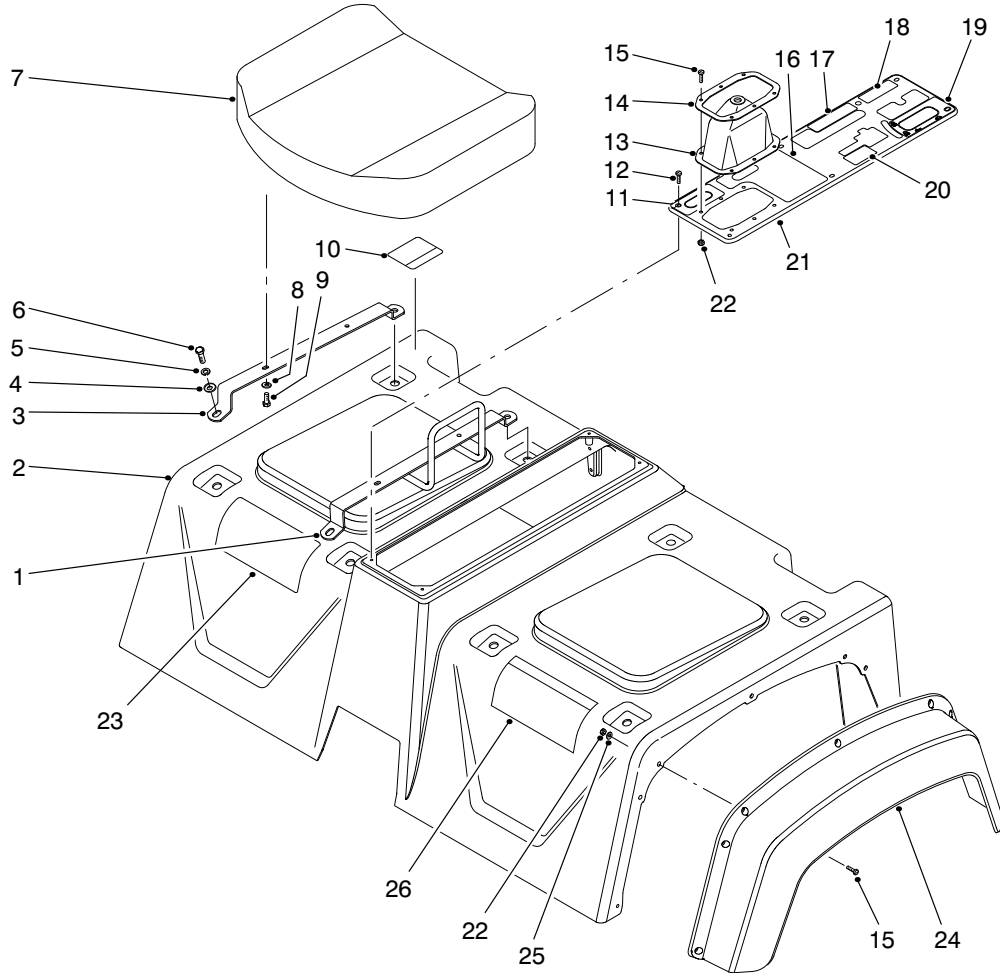


T-1658-3

## CLUTCH LINKAGE ASSEMBLY

| Ref. No. | Part No.  | Description                           | No. Used |
|----------|-----------|---------------------------------------|----------|
| 1        | 99-1201   | Clutch Cable Assembly (Incl. Ref. #2) | 1        |
| 2        | 3220-2    | Nut - Jam                             | 1        |
| 3        | 2411-33   | Joint - Ball                          | 1        |
| 4        | 87-5280   | Shaft - Release                       | 1        |
| 5        | 3296-4    | Nut - Lock                            | 1        |
| 6        | 33114-020 | Screw - Cap Hex. Hd.                  | 8        |
| 7        | 87-8471   | Bracket - Clutch                      | 1        |
| 8        | 87-1920   | Seal - Shaft                          | 2        |
| 9        | 87-3770   | Bushing - Sleeve                      | 2        |
| 10       | 93-7120   | Housing - Bell                        | 1        |
| 11       | 3256-26   | Washer - Flat                         | 4        |
| 12       | 3215-2    | Screw - Cap Hex. Hd.                  | 5        |
| 13       | 87-1910   | Pin - Alignment                       | 2        |
| 14       | 87-5350   | Bracket - Switch                      | 1        |
| 15       | 87-5490   | Switch - Neutral                      | 1        |
| 16       | 3218-20   | Nut - Jam                             | 2        |
| 17       | 87-5360   | Lever                                 | 1        |
| 18       | 87-6410   | Bracket - Harness                     | 2        |
| 19       | 3296-29   | Nut - Lock                            | 1        |
| 20       | 42-9850   | Washer - Lock                         | 12       |
| 21       | 33114-040 | Screw - Cap Hex. Hd.                  | 9        |
| 22       | 32121-7   | Pin - Roll                            | 1        |

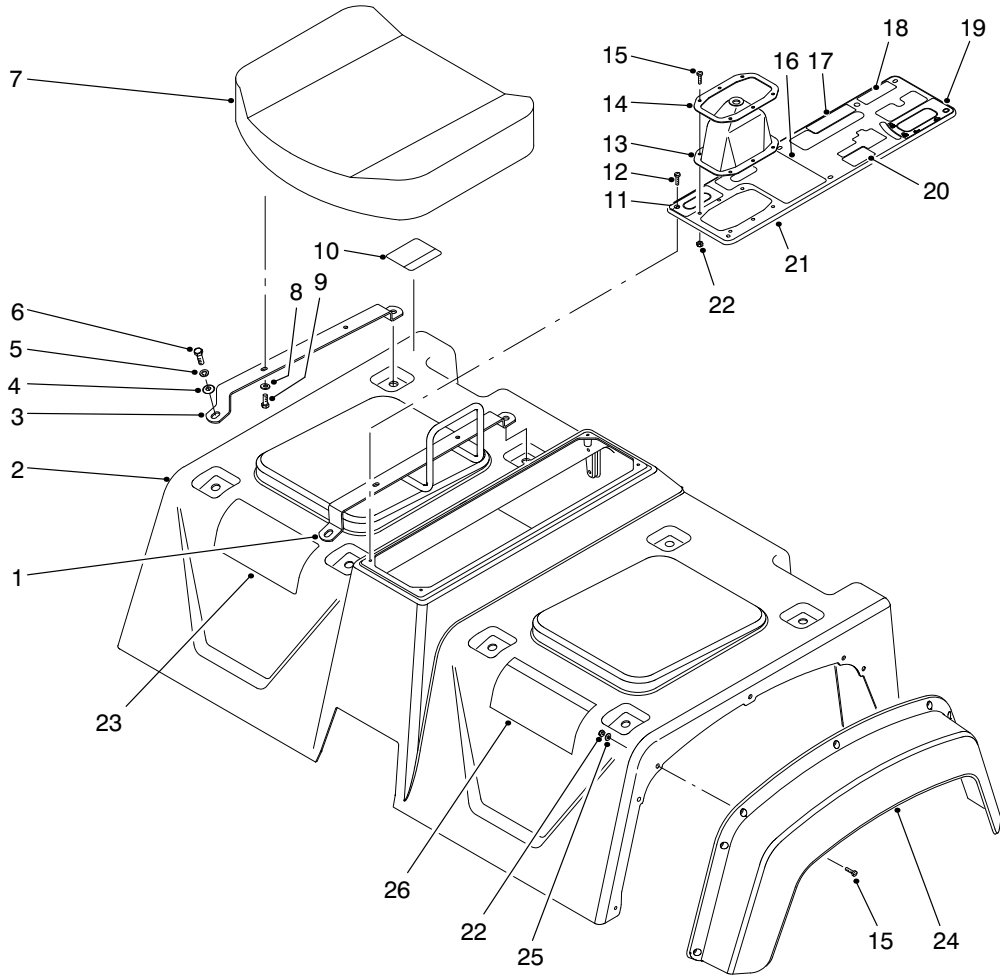
| Ref. No. | Part No.  | Description          | No. Used |
|----------|-----------|----------------------|----------|
| 23       | 87-5300   | Fork - Clutch        | 1        |
| 24       | 32121-24  | Pin - Roll           | 2        |
| 25       | 87-5320   | Guide - Release      | 1        |
| 26       | 87-2100   | Bearing - Release    | 1        |
| 27       | 33114-025 | Screw - Cap Hex. Hd. | 3        |
| 28       | 32128-33  | Nut - Flange Lock    | 1        |
| 29       | 2412-89   | Clamp - R            | 1        |
| 30       | 321-4     | Screw - Cap Hex. Hd. | 1        |
| 31       | 240-5     | Grommet              | 1        |
| 32       | 32120-47  | Ring - E             | 2        |
| 33       | 3272-10   | Pin - Cotter         | 1        |
| 34       | 87-8460   | Bumper               | 1        |
| 35       | 283-75    | Pin - Clevis         | 1        |
| 36       | 256-156   | Bushing - Flange     | 2        |
| 37       | 99-1199   | Pedal - Clutch       | 1        |
| 38       | 3256-23   | Washer - Lock        | 4        |
| 40       | 87-8710   | Tab - Clutch         | 1        |
| 41       | 3256-22   | Washer - Flat        | 2        |
| 42       | 87-6620   | Screw - Torx Hd.     | 2        |
| 43       | 42-9250   | Screw - Cap Hex. Hd. | 1        |
| 44       | 302-5     | Fitting - Grease     | 1        |
| 46       | 99-1202   | Rod End              | 1        |



T-1589

## SEAT BASE ASSEMBLY

| Ref. No. | Part No. | Description                             | No. Used | Ref. No. | Part No. | Description  | No. Used |
|----------|----------|---|----------|----------|----------|--|----------|
| 1        | 87-6890  | Hold - Hand                             | 1        | 18       | 92-2609  | Decal - Remote Hyd.                                | 1        |
| 2        | 87-7070  | Skirt Assembly<br>(Incl. Ref. #10 & 26) | 1        | 18       | 93-9866  | Decal - Remote Hyd.<br>(Europe)                    | 1        |
| 3        | 87-3800  | Bracket - Seat Bottom                   | 3        | 18       | 92-5346  | Decal - Remote Hyd.<br>(Japan)                     | 1        |
| 4        | 3256-23  | Washer - Flat                           | 8        | 19       | 87-6010  | Decal - Dump Hyd.                                  | 1        |
| 5        | 3253-4   | Washer - Lock                           | 8        | 19       | 93-9444  | Decal - Dump Hyd.<br>(Europe)                      | 1        |
| 6        | 322-5    | Screw - Cap Hex. Hd.                    | 8        | 19       | 92-5353  | Decal - Dump Hyd. (Japan)                          | 1        |
| 7        | 87-5060  | Cushion - Seat Bottom                   | 2        | 20       | 87-6020  | Decal - Brake                                      | 1        |
| 8        | 3256-22  | Washer - Flat                           | 8        | 20       | 93-9443  | Decal - Brake (Europe)                             | 1        |
| 9        | 321-4    | Screw - Cap Hex. Hd.                    | 8        | 20       | 92-5304  | Decal - Brake (Japan)                              | 1        |
| 10       | 87-5930  | Decal - Caution                         | 1        | 21       | 87-8080  | Console Plate Assembly<br>(Incl. Ref. #11 & 16-20) | 1        |
| 10       | 93-9448  | Decal - Caution (Europe)                | 1        | 22       | 3296-2   | Nut - Lock   | 20       |
| 10       | 92-5325  | Decal - Caution (Japan)                 | 1        | 23       | 99-1220  | Decal - Quick Ref.                                 | 1        |
| 11       | 87-5960  | Decal - Axle                            | 1        | 23       | 99-9380  | Decal - Quick Ref. (NL)                            | 1        |
| 11       | 93-9857  | Decal - Axle (Europe)                   | 1        | 23       | 99-9382  | Decal - Quick Ref. (F)                             | 1        |
| 11       | 92-5318  | Decal - Axle (Japan)                    | 1        | 23       | 99-9383  | Decal - Quick Ref. (D)                             | 1        |
| 12       | 32144-52 | Screw - Hex. Hd.                        | 6        | 23       | 99-9384  | Decal - Quick Ref. (I)                             | 1        |
| 13       | 87-8620  | Boot - Shift                            | 1        | 23       | 99-9388  | Decal - Quick Ref. (ES)                            | 1        |
| 14       | 87-3760  | Plate - Shift Boot                      | 1        | 23       | 99-9389  | Decal - Quick Ref. (S)                             | 1        |
| 15       | 3250-13  | Screw - Hex. Hd.                        | 20       | 23       | 99-9379  | Decal - Quick Ref. (DK)                            | 1        |
| 16       | 87-5970  | Decal - PTO                             | 1        | 23       | 99-9381  | Decal - Quick Ref. (SF)                            | 1        |
| 16       | 93-9861  | Decal - PTO (Europe)                    | 1        | 23       | 99-9386  | Decal - Quick Ref. (N)                             | 1        |
| 16       | 92-5360  | Decal - PTO (Japan)                     | 1        | 23       | 99-9387  | Decal - Quick Ref. (P)                             | 1        |
| 17       | 87-6000  | Decal - Differential                    | 1        |          |          |  |          |
| 17       | 93-9430  | Decal - Differential (Europe)           | 1        |          |          |  |          |
| 17       | 92-5311  | Decal - Differential (Japan)            | 1        |          |          |  |          |

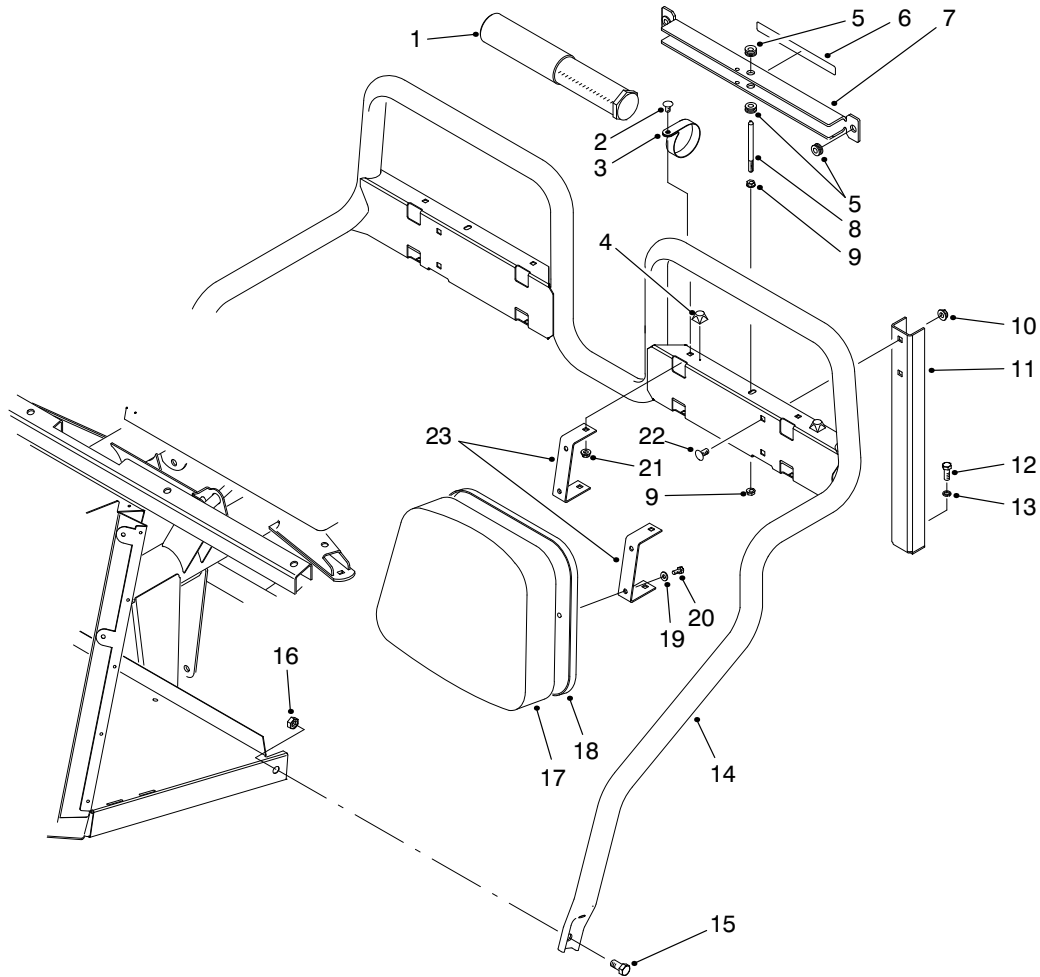


T-1589

## SEAT BASE ASSEMBLY (Continued)

| Ref. No. | Part No. | Description                | No. Used |
|----------|----------|----------------------------|----------|
| 23       | 99-9385  | Decal - Quick Ref. (Japan) | 1        |
| 24       | 87-9480  | Fender - Front             | 2        |
| 25       | 3256-61  | Washer - Flat              | 14       |

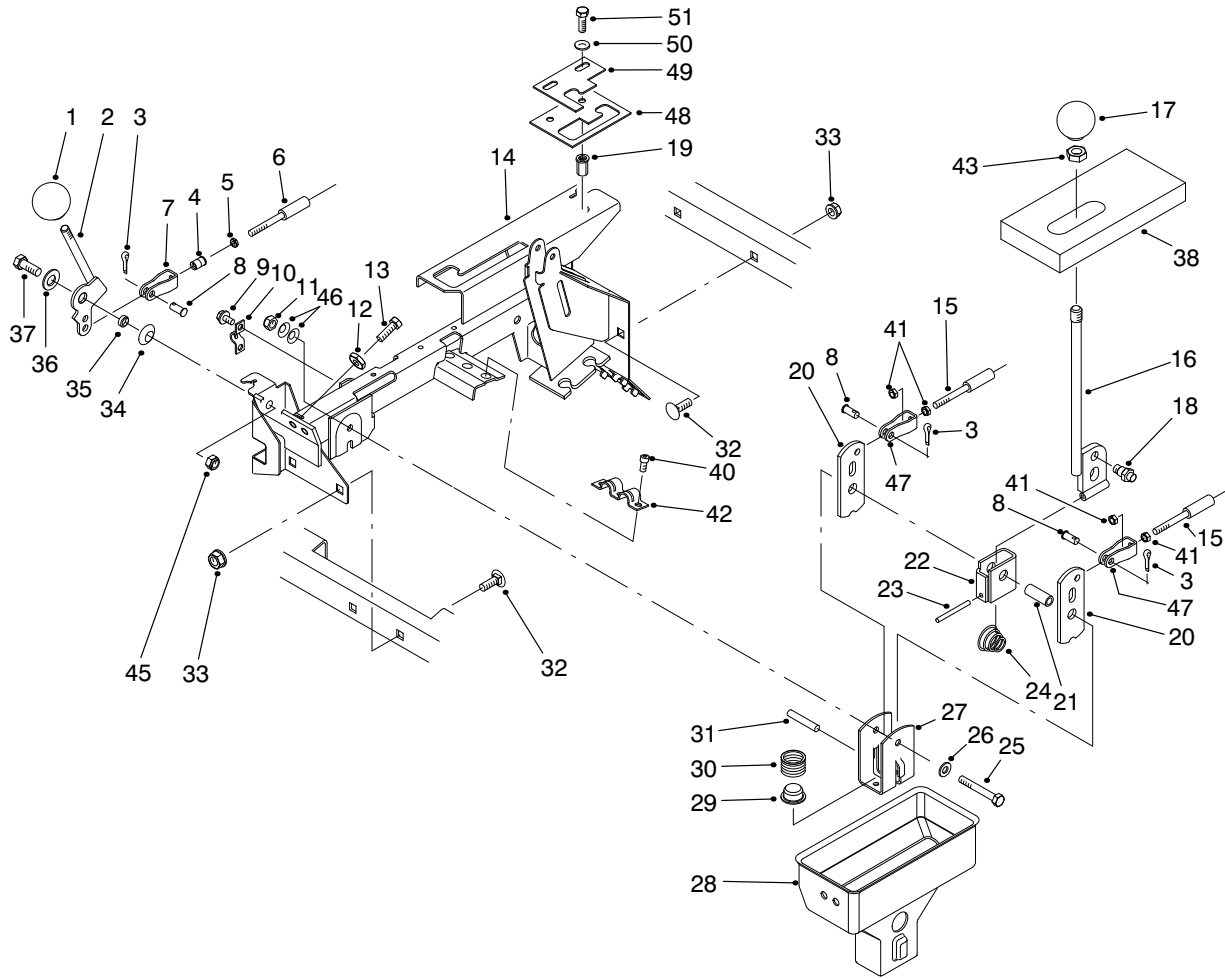
| Ref. No. | Part No. | Description             | No. Used |
|----------|----------|-------------------------|----------|
| 26       | 87-5920  | Decal - Danger          | 1        |
| 26       | 93-9860  | Decal - Danger (Europe) | 1        |
| 26       | 92-6408  | Decal - Danger (Japan)  | 1        |



T-1779-1

## SEAT BACK ASSEMBLY

| Ref. No. | Part No. | Description                                 | No. Used | Ref. No. | Part No. | Description          | No. Used |
|----------|----------|---|----------|----------|----------|----------------------|----------|
| 1        | 74-0720  | Tube - Manual                               | 1        | 11       | 87-2510  | Bracket - Seat Frame | 2        |
| 2        | 3230-18  | Bolt - Carriage                             | 8        | 12       | 323-6    | Screw - Cap Hex. Hd. | 2        |
| 3        | 2412-133 | Clamp - R                                   | 2        | 13       | 3253-21  | Washer - Lock        | 2        |
| 4        | 111071   | Bumper                                      | 2        | 14       | 87-6170  | Frame - Seat         | 1        |
| 5        | 92-5972  | Grommet                                     | 4        | 15       | 325-4    | Screw - Cap Hex. Hd. | 2        |
| 6        | 87-7930  | Decal - Danger                              | 1        | 16       | 3296-23  | Nut - Lock           | 2        |
| 6        | 93-9852  | Decal - Danger (Europe)                     | 1        | 17       | 87-6290  | Cushion - Seat Back  | 2        |
| 6        | 92-6415  | Decal - Danger (Japan)                      | 1        | 18       | 87-6280  | Plate - Seat Back    | 2        |
| 7        | 87-7950  | Bed Support Assembly<br>(Incl. Ref. #5 & 6) | 1        | 19       | 3256-22  | Washer - Flat        | 8        |
| 8        | 87-7940  | Stud  | 1        | 20       | 321-4    | Screw - Cap Hex. Hd. | 8        |
| 9        | 32128-44 | Nut - Flange Lock                           | 2        | 21       | 32128-20 | Nut - Flange Lock    | 8        |
| 10       | 3290-357 | Nut - Flange Lock                           | 4        | 22       | 3231-21  | Bolt - Carriage      | 4        |
|          |          |   |          | 23       | 87-6240  | Bracket - Seat Back  | 4        |

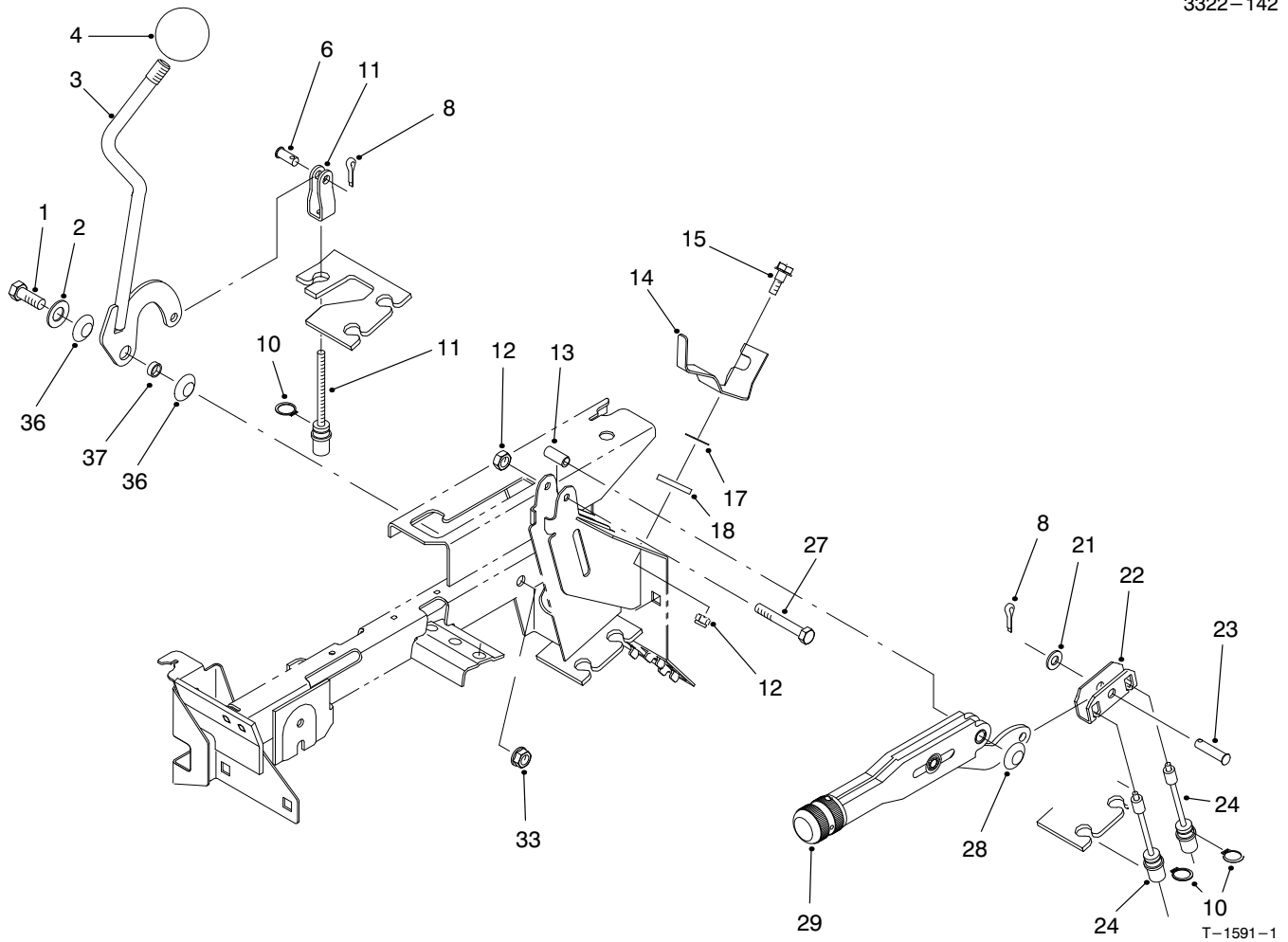


T-2629

## HI-LO & SHIFT LEVER ASSEMBLIES

| Ref. No. | Part No. | Description                                 | No. Used |
|----------|----------|---|----------|
| 1        | 233-37   | Knob  | 1        |
| 2        | 87-4350  | Lever - Hi-Lo                               | 1        |
| 3        | 3272-6   | Pin - Cotter                                | 3        |
| 4        | 32148-15 | Insert - Threaded                           | 1        |
| 5        | 3219-14  | Nut   | 1        |
| 6        | 87-4420  | Hi-Lo Cable Assembly<br>(Incl. Ref. #5)     | 1        |
| 7        | 87-7160  | Assembly - Clevis, Cable<br>(Incl. Ref. #4) | 1        |
| 8        | 283-62   | Pin - Clevis                                | 3        |
| 9        | 32144-4  | Screw - Hex. Washer Hd.                     | 2        |
| 10       | 87-4340  | Clamp - Cable                               | 1        |
| 11       | 3296-58  | Nut - Lock                                  | 1        |
| 12       | 3220-3   | Nut - Jam                                   | 2        |
| 13       | 3211-8   | Screw - Cap Hex. Hd.                        | 2        |
| 14       | 94-5202  | Lever Support Assembly<br>(Incl. Ref. #19)  | 1        |
| 15       | 87-4260  | Cable Assembly<br>(Incl. Ref. #41)          | 2        |
| 16       | 87-2040  | Lever - Shift                               | 1        |
| 17       | 87-6720  | Knob  | 1        |
| 18       | 87-3650  | Pin - Shift                                 | 1        |
| 19       | 32148-7  | Nut - Clinch                                | 2        |
| 20       | 87-3540  | Link - Shift                                | 2        |
| 21       | 87-2520  | Tube - Pivot                                | 1        |
| 22       | 87-6040  | Bracket - Shifter                           | 1        |
| 23       | 32121-48 | Pin - Roll                                  | 1        |
| 24       | 87-2900  | Spring - Compression                        | 1        |

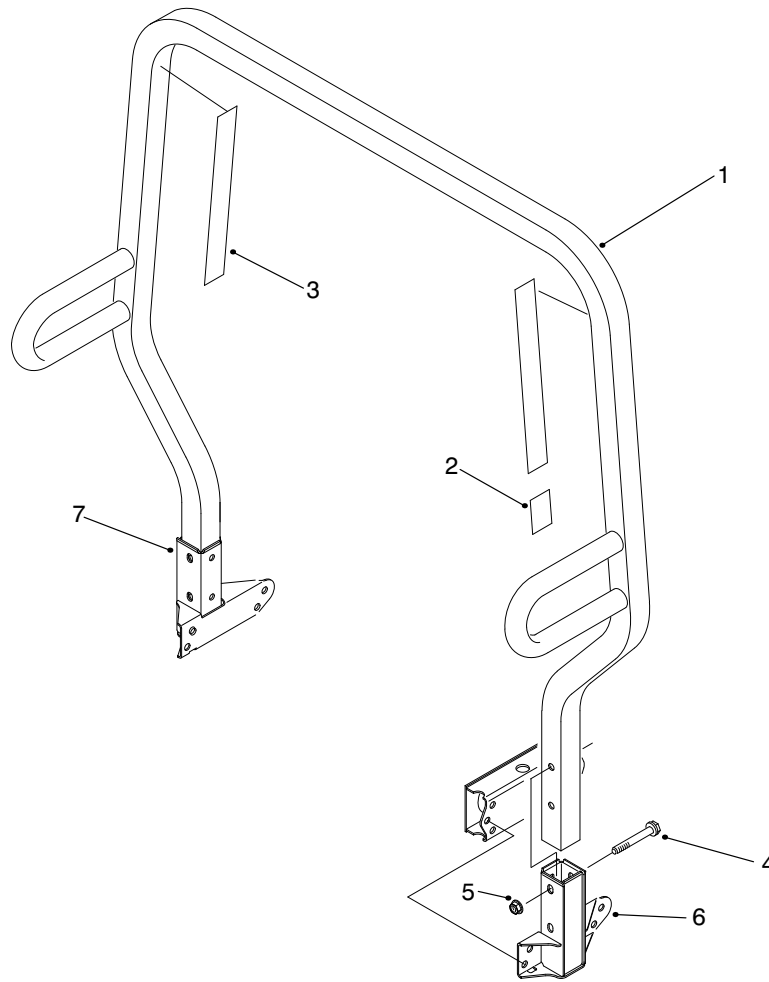
| Ref. No. | Part No. | Description                             | No. Used |
|----------|----------|---|----------|
| 25       | 322-12   | Screw - Cap Hex. Hd.                    | 1        |
| 26       | 87-8640  | Washer - Flat                           | 1        |
| 27       | 87-3520  | Clevis                                  | 1        |
| 28       | 87-2260  | Boot - Shift Lower                      | 1        |
| 29       | 87-3530  | Button - Shifter                        | 1        |
| 30       | 87-3660  | Spring - Compression                    | 1        |
| 31       | 3290-507 | Pin - Dowel                             | 1        |
| 32       | 3231-21  | Bolt - Carriage                         | 4        |
| 33       | 3290-357 | Nut - Flange Lock                       | 4        |
| 34       | 3290-221 | Washer - Spring                         | 1        |
| 35       | 76-9100  | Spacer - Hi-Lo Lever                    | 1        |
| 36       | 49-9150  | Washer - Flat                           | 1        |
| 37       | 323-6    | Screw - Cap Hex. Hd.                    | 1        |
| 38       | 87-6570  | Foam - Seal                             | 1        |
| 40       | 65-5220  | Screw - Hex. Socket Hd.                 | 3        |
| 41       | 3220-1   | Nut - Jam                               | 4        |
| 42       | 87-4960  | Clamp - Cable                           | 1        |
| 43       | 3218-18  | Nut - Jam                               | 1        |
| 45       | 3296-39  | Nut - Lock                              | 1        |
| 46       | 3290-456 | Washer - Belleville                     | 2        |
| 47       | 87-2310  | Clevis - Cable                          | 2        |
| 48       | 87-4670  | Plate - Detent Lower<br>(Model 07205TC) | 1        |
| 49       | 87-4680  | Plate - Detent Upper<br>(Model 07205TC) | 1        |
| 50       | 3256-23  | Washer - Flat                           | 2        |
| 51       | 322-5    | Screw - Cap Hex. Hd.                    | 2        |



## DIFFERENTIAL LOCK & PARKING BRAKE ASSEMBLIES

| Ref. No. | Part No. | Description               | No. Used |
|----------|----------|---------------------------|----------|
| 1        | 323-6    | Screw - Cap Hex. Hd.      | 1        |
| 2        | 49-9150  | Washer - Flat             | 1        |
| 3        | 87-5030  | Lever - Differential Lock | 1        |
| 4        | 233-48   | Knob                      | 1        |
| 6        | 283-62   | Pin - Clevis              | 1        |
| 8        | 3272-6   | Pin - Cotter              | 2        |
| 10       | 32120-47 | Ring - Retaining          | 3        |
| 11       | 87-4460  | Differential Lock Cable   | 1        |
| 12       | 3296-42  | Nut - Lock                | 2        |
| 13       | 87-4710  | Spacer - Barking Brake    | 1        |
| 14       | 87-6640  | Lever - Dump Stop         | 1        |
| 15       | 42-3560  | Screw - Shoulder          | 1        |

| Ref. No. | Part No. | Description             | No. Used |
|----------|----------|-------------------------|----------|
| 17       | 3290-478 | Washer - Belleville     | 1        |
| 18       | 71-5320  | Washer - Flat           | 1        |
| 21       | 3256-23  | Washer - Flat           | 1        |
| 22       | 87-3480  | Plate - Brake Equalizer | 1        |
| 23       | 94-3829  | Pin - Clevis            | 1        |
| 24       | 87-8240  | Cable - Parking Brake   | 2        |
| 27       | 321-9    | Screw - Cap Hex. Hd.    | 1        |
| 28       | 3290-477 | Washer - Curved         | 1        |
| 29       | 87-2710  | Lever - Parking Brake   | 1        |
| 33       | 3296-39  | Nut - Lock              | 1        |
| 36       | 3290-221 | Washer - Spring         | 2        |
| 37       | 76-2290  | Spacer                  | 1        |

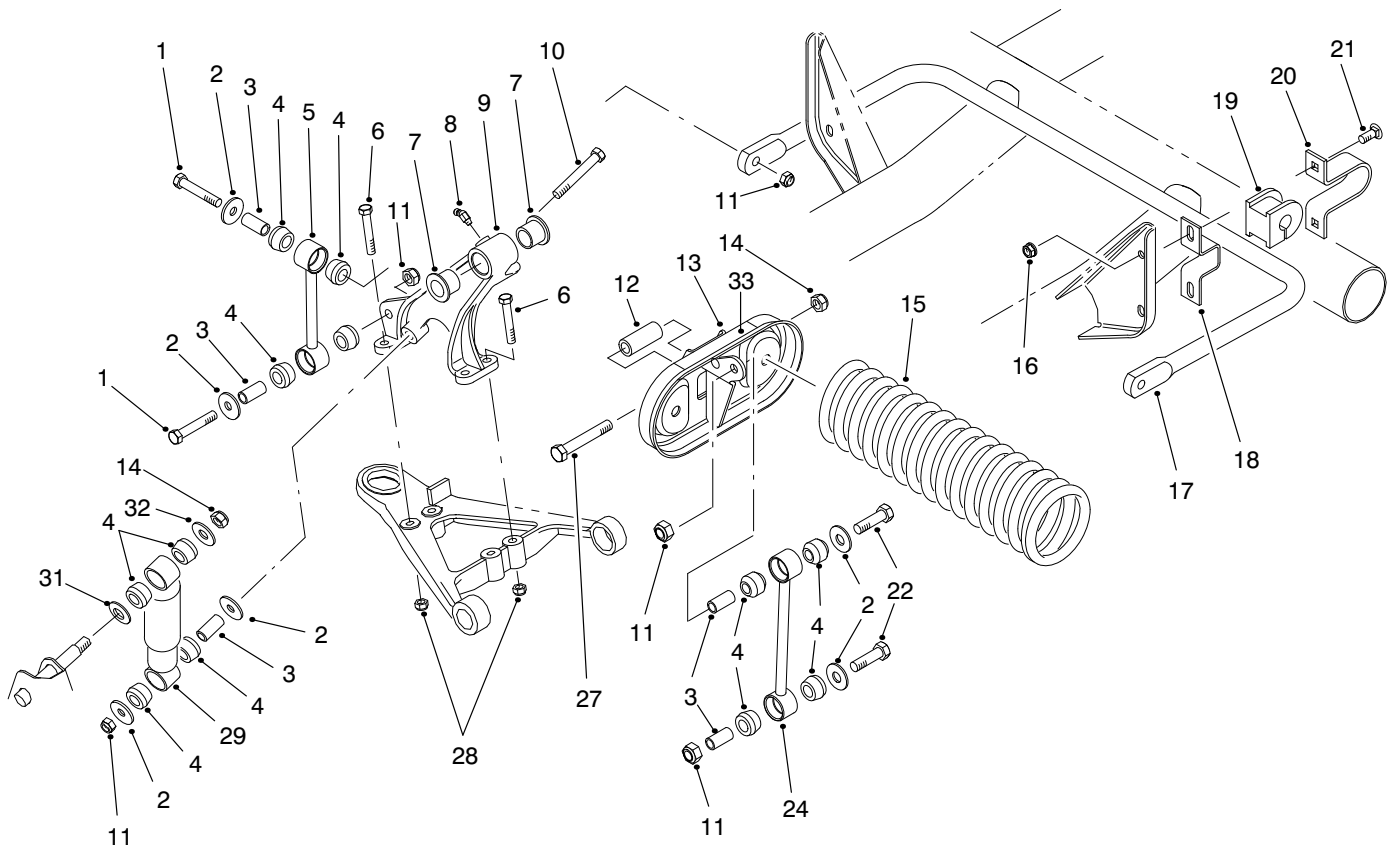


T-1592-1

## ROLL OVER PROTECTION SYSTEM (R.O.P.S.) ASSEMBLY

| Ref. No. | Part No. | Description                                       | No. Used |
|----------|----------|---|----------|
| 1        | 87-7090  | Assembly - Frame, R.O.P.S.<br>(Incl. Ref. #2 & 3) | 1        |
| 2        | 87-5940  | Decal - Rollover                                  | 1        |
| 2        | 93-9850  | Decal - Rollover (Europe)                         | 1        |
| 2        | 92-5388  | Decal - Rollover (Japan)                          | 1        |

| Ref. No. | Part No. | Description             | No. Used |
|----------|----------|-------------------------|----------|
| 3        | 87-5980  | Decal - ROPS            | 2        |
| 3        | 93-9859  | Decal - ROPS (Europe)   | 2        |
| 3        | 92-5381  | Decal - ROPS (Japan)    | 2        |
| 4        | 3234-40  | Screw - Hex. Flange Hd. | 4        |
| 5        | 32128-23 | Nut - Flange Lock       | 4        |
| 6        | 87-6950  | Receiver - LH           | 1        |
| 7        | 87-6960  | Receiver - RH           | 1        |

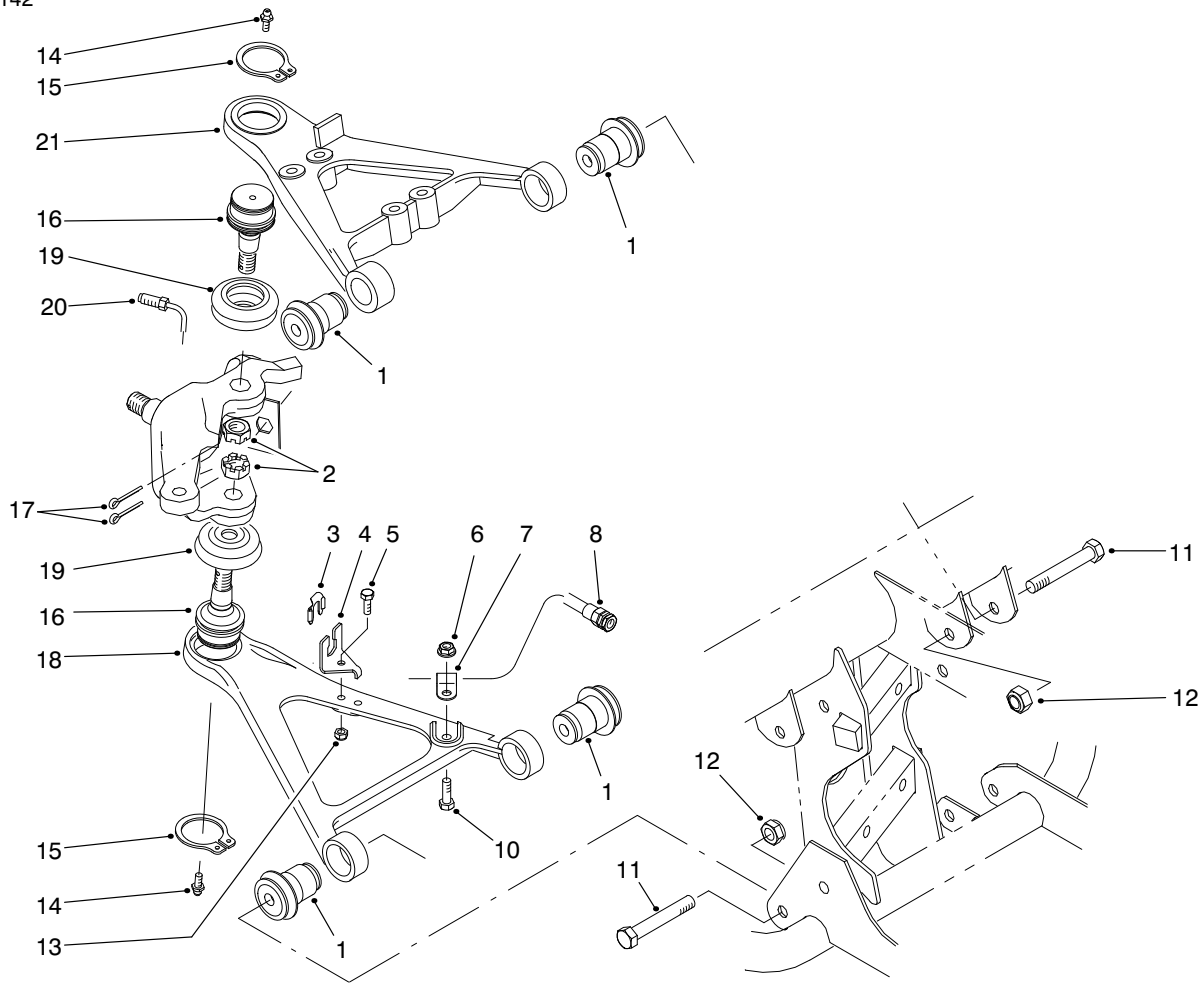


T-1593-1

## FRONT SUSPENSION ASSEMBLY

| Ref. No. | Part No. | Description                                   | No. Used | Ref. No. | Part No. | Description              | No. Used |
|----------|----------|---|----------|----------|----------|--------------------------|----------|
| 1        | 324-10   | Screw - Cap Hex. Hd.                          | 4        | 16       | 3290-357 | Nut - Flange Lock        | 4        |
| 2        | 87-5330  | Washer  | 12       | 17       | 87-3850  | Bar - Anti-Sway          | 1        |
| 3        | 87-3600  | Spacer  | 10       | 18       | 87-3890  | Bracket - Anti-Sway Bar  | 2        |
| 4        | 87-3920  | Bushing - Rubber                              | 24       | 19       | 87-3910  | Bushing - Anti-Sway Bar  | 2        |
| 5        | 87-3860  | Link - Anti-Sway Bar                          | 2        | 20       | 87-4010  | Clamp - Anti-Sway Bar    | 2        |
| 6        | 323-12   | Screw - Cap Hex. Hd.                          | 8        | 21       | 3231-25  | Bolt - Carriage          | 4        |
| 7        | 33-3090  | Bushing - Flange                              | 4        | 22       | 324-9    | Screw - Cap Hex. Hd.     | 4        |
| 8        | 302-11   | Fitting - Grease                              | 1        | 24       | 87-2480  | Link - Stabilizer        | 2        |
| 9        | 87-0150  | Tower - Control Arm RH                        | 1        | 27       | 325-13   | Screw - Cap Hex. Hd.     | 4        |
| *        | 87-0160  | Tower - Control Arm LH                        | 1        | 28       | 3296-39  | Nut - Lock               | 8        |
| 10       | 324-13   | Screw - Cap Hex. Hd.                          | 2        | 29       | 87-3110  | Absorber - Shock         | 2        |
| 11       | 3296-48  | Nut - Lock                                    | 10       | 31       | 3256-27  | Washer - Flat            | 2        |
| 12       | 87-2500  | Sleeve - Spring Pivot                         | 2        | 32       | 3256-6   | Washer - Flat            | 2        |
| 13       | 87-7150  | Assembly - Cradle, Spring<br>(Incl. Ref. #33) | 2        | 33       | 44-0760  | Decal - Warning          | 2        |
| 14       | 3296-23  | Nut - Lock                                    | 4        | 33       | 93-9879  | Decal - Warning (Europe) | 2        |
| 15       | 87-0690  | Spring - Compression                          | 2        | 33       | 92-6493  | Decal - Warning (Japan)  | 2        |

\*Not Illustrated



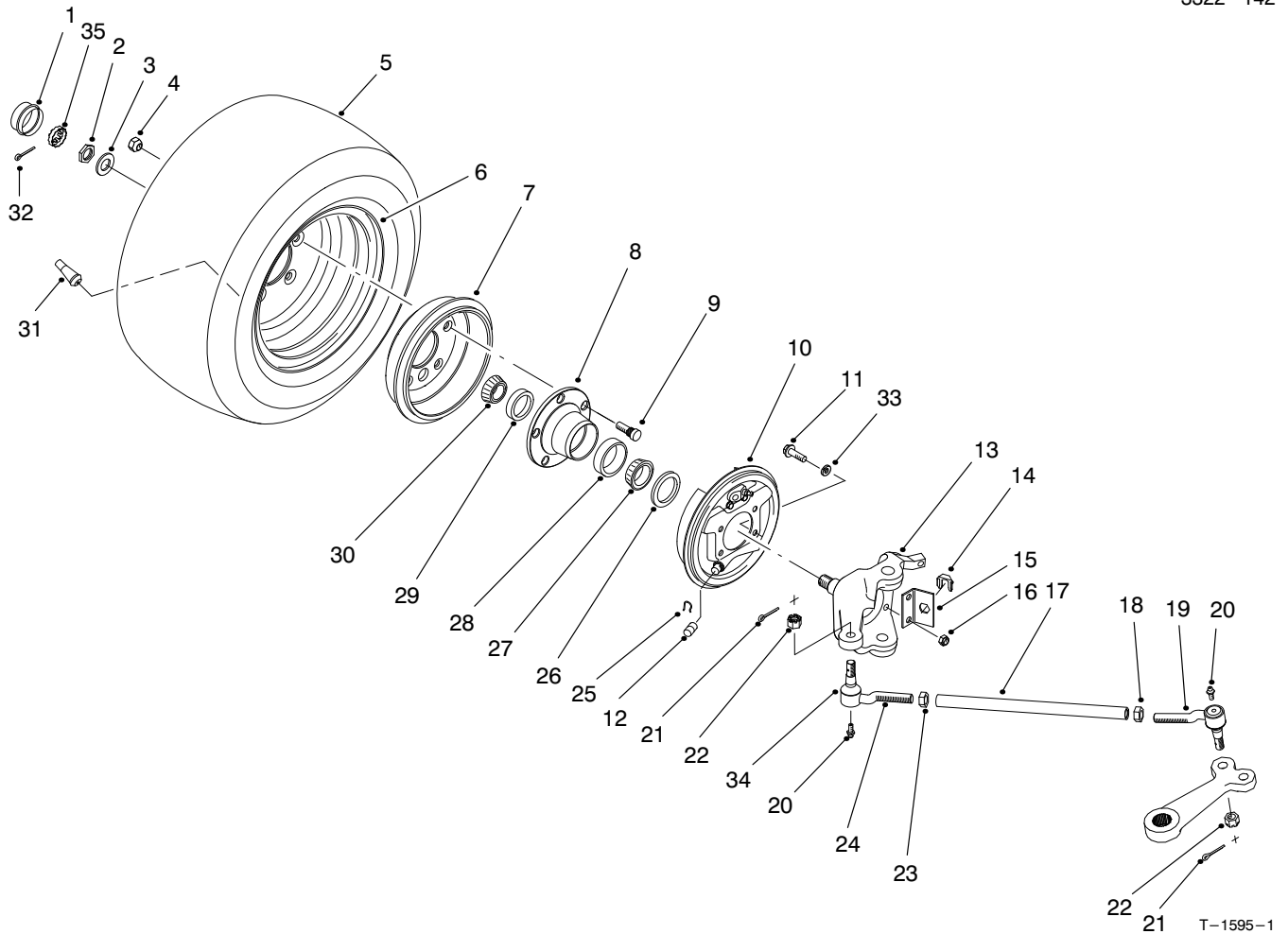
T-1594-1

## FRONT SUSPENSION CONTROL ARM ASSEMBLY

| Ref. No. | Part No. | Description           | No. Used |
|----------|----------|-----------------------|----------|
| 1        | 87-1450  | Bushing - Rubber      | 8        |
| 2        | 32136-2  | Nut - Slotted         | 2        |
| 3        | 87-3580  | Retainer - Brake Hose | 2        |
| 4        | 87-2870  | Bracket - Brake Hose  | 2        |
| 5        | 321-6    | Screw - Cap Hex. Hd.  | 2        |
| 6        | 32128-20 | Nut - Flange Lock     | 2        |
| 7        | 2412-10  | Clamp - R             | 2        |
| 8        | 93-7123  | Hose - Brake Front    | 2        |
| 10       | 322-5    | Screw - Cap Hex. Hd.  | 2        |
| 11       | 325-13   | Screw - Cap Hex. Hd   | 8        |
| 12       | 3296-23  | Nut - Flange Lock     | 8        |
| 13       | 3296-42  | Nut - Lock            | 2        |

| Ref. No. | Part No.  | Description            | No. Used |
|----------|-----------|------------------------|----------|
| 14       | 302-5     | Fitting - Grease       | 4        |
| 15       | 32151-104 | Ring - Snap            | 4        |
| 16       | 87-1430   | Joint - Ball           | 4        |
| 17       | 3272-12   | Pin - Cotter           | 4        |
| 18       | 87-0210   | Arm - Control Lower RH | 1        |
| *        | 87-0220   | Arm - Control Lower LH | 1        |
| 19       | 87-2420   | Boot                   | 4        |
| 20       | 87-2800   | Tube - Brake RH        | 1        |
| *        | 87-2790   | Tube - Brake LH        | 1        |
| 21       | 93-7135   | Arm - Control Upper RH | 1        |
| *        | 93-7133   | Arm - Control Upper LH | 1        |

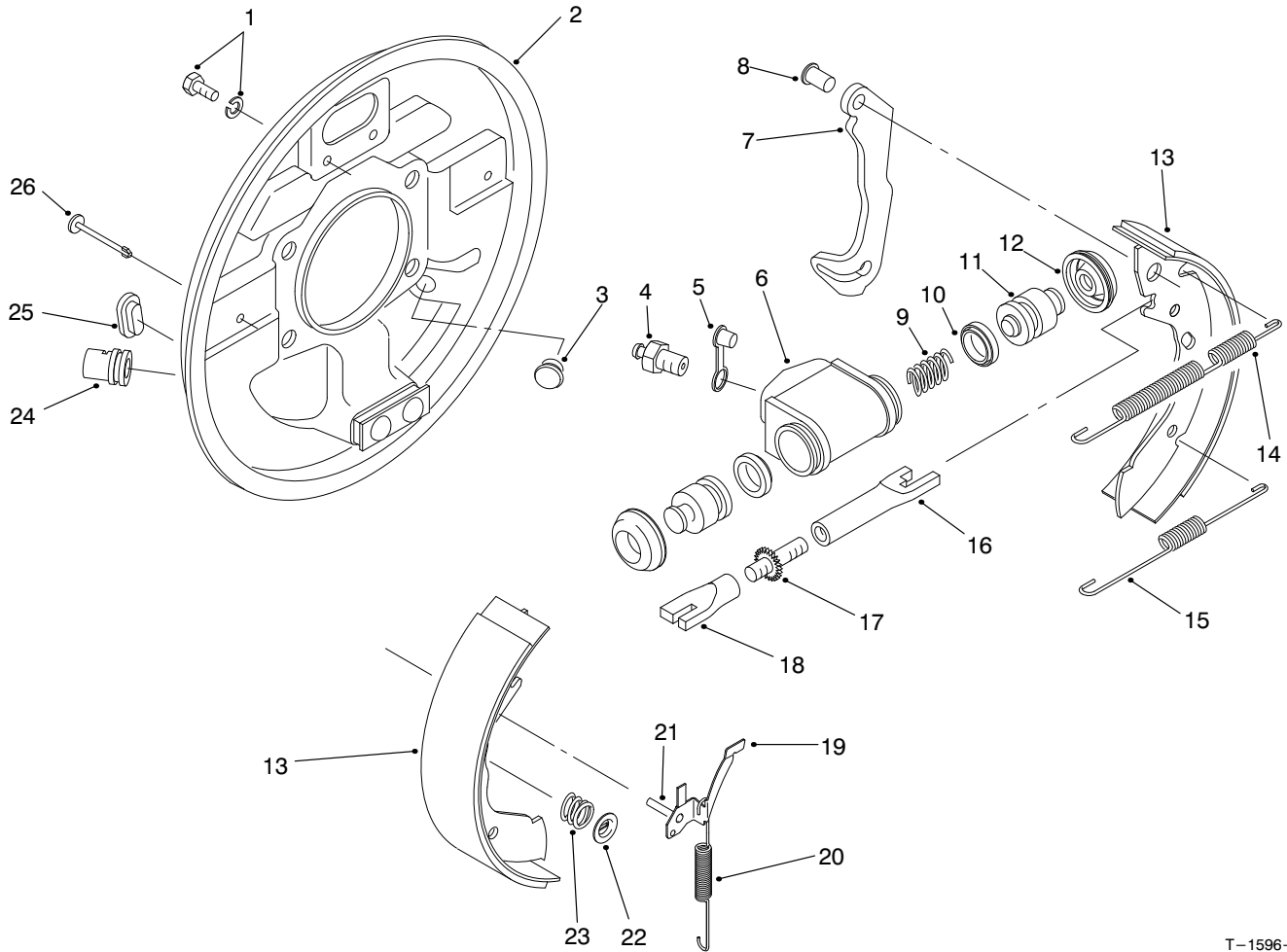
\*Not Illustrated



## FRONT WHEEL ASSEMBLY

| Ref. No. | Part No. | Description  | No. Used | Ref. No. | Part No. | Description   | No. Used |
|----------|----------|--|----------|----------|----------|---|----------|
| 1        | 241-119  | Cap Dust   | 2        | *19      | 94-3804  | Rod End Assy. LH Thread<br>(Incl. Ref. #21, 22 & 34)<br>Heavy Duty (Optional) | 2        |
| 2        | 3220-7   | Nut - Jam  | 2        | 20       | 302-5    | Fitting - Grease  | 4        |
| 3        | 93-0309  | Washer - Tab   | 2        | 21       | 3272-12  | Pin - Cotter  | 4        |
| 4        | 23-7270  | Nut - Lug  | 10       | 22       | 32136-3  | Nut - Slotted   | 4        |
| 5        | 94-5261  | Tire   | 2        | 23       | 3220-11  | Nut - Jam   | 2        |
| *        | Optional | Tire - Hard Surface & Traction<br>Option<br>(See Dealer/Distributor<br>for Tire Selection Guide) | 2        | 24       | 87-1480  | Rod End Assy. - RH Thread<br>(Incl. Ref. #20-22 & 34)                         | 2        |
| 6        | 87-5720  | Rim  | 2        | *        | 94-3807  | Rod End Assy. RH Thread<br>(Incl. Ref. #21, 22 & 34)<br>Heavy Duty (Optional) | 2        |
| 7        | 87-0270  | Drum - Brake   | 2        | 25       | 87-3310  | Clip - Brake Cable  | 2        |
| 8        | 87-5560  | Hub - Wheel  | 2        | 26       | 87-3590  | Seal - Bearing  | 2        |
| 9        | 87-8730  | Stud - Drive   | 10       | 27       | 254-106  | Cone - Bearing  | 2        |
| 10       | 87-3010  | Brake Assembly - RH  | 1        | 28       | 254-107  | Cup - Bearing   | 2        |
| *        | 87-3020  | Brake Assembly - LH  | 1        | 29       | 254-72   | Cup - Bearing   | 2        |
| 11       | 323-8    | Screw - Hex. Flange Hd.  | 8        | 30       | 254-94   | Cone - Bearing  | 2        |
| 12       | 87-3450  | Plug   | 2        | 31       | 232-27   | Stem - Valve  | 2        |
| 13       | 87-9430  | Spindle - RH   | 1        | 32       | 3272-12  | Pin - Cotter  | 2        |
| *        | 87-9440  | Spindle - LH   | 1        | 33       | 3253-21  | Washer - Lock   | 8        |
| 14       | 87-3580  | Retainer   | 2        | 34       | 87-5340  | Seal - Rod End  | 4        |
| 15       | 87-2820  | Bracket - Hose   | 2        | 35       | 93-0307  | Nut - Retainer  | 2        |
| 16       | 3296-39  | Nut - Lock   | 8        | *        | 87-5340  | Seal Kit - Tie Rod End<br>(Incl. Ref. #20-22 & 34)                            | 4        |
| 17       | 87-2410  | Rod - Tie  | 2        |          |          |   |          |
| 18       | 3218-21  | Nut - Jam  | 2        |          |          |   |          |
| 19       | 87-1470  | Rod End Assy. - LH Thread<br>(Incl. Ref. # 20-22 & 34)   | 2        |          |          |   |          |

\*Not Illustrated

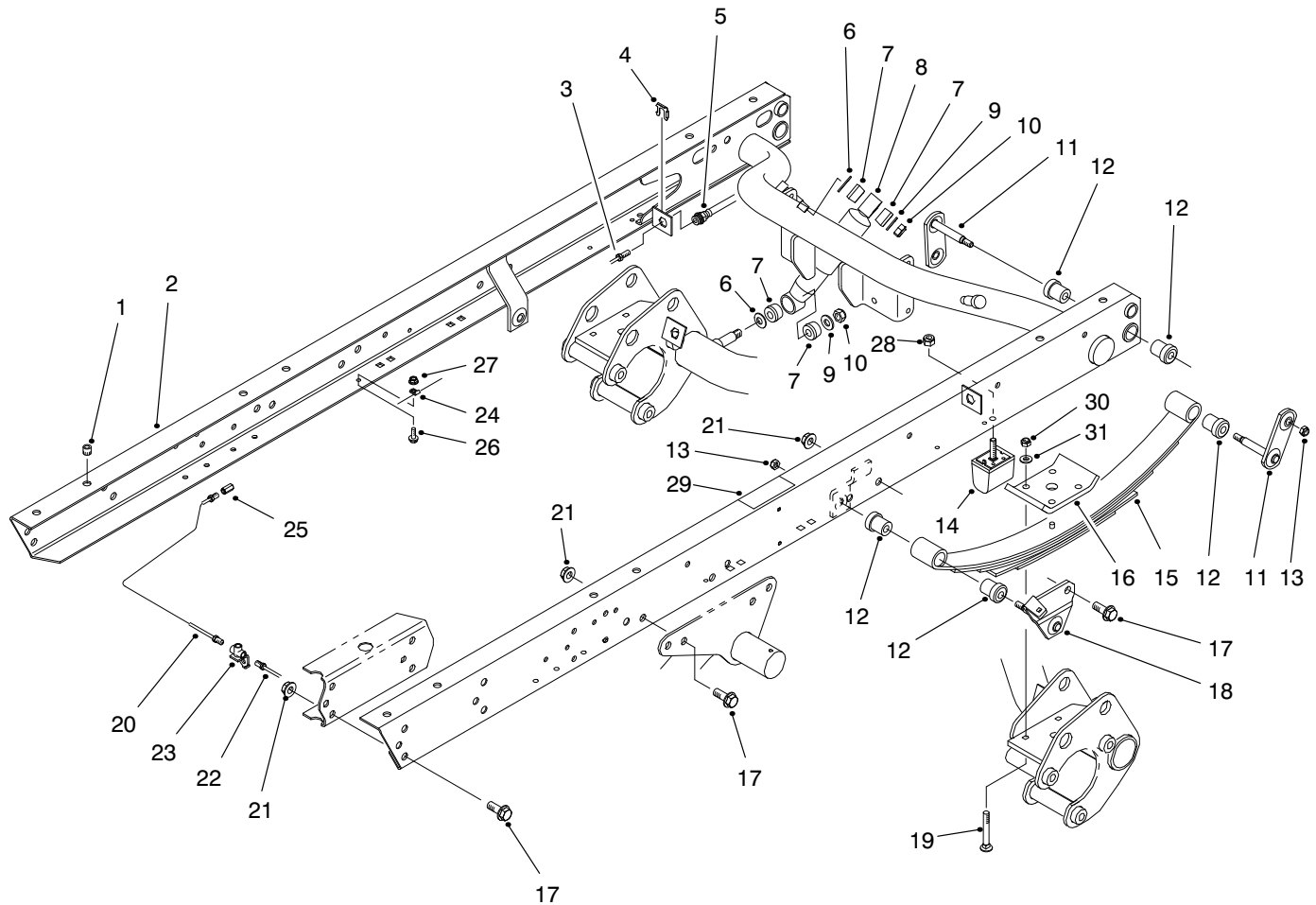


T-1596-1

## FRONT BRAKE ASSEMBLY

| Ref. No. | Part No. | Description                               | No. Used | Ref. No. | Part No. | Description   | No. Used |
|----------|----------|---|----------|----------|----------|---|----------|
| 1        | 92-4135  | Set Bolt                                  | 2        | 19       | 92-4123  | Assembly - Pawl LH<br>(Incl. Ref. #21)                | 1        |
| 2        | 92-4115  | Backplate Assembly LH<br>(Incl. Ref. #24) | 1        | *        | 92-4124  | Assembly - Pawl RH<br>(Incl. Ref. #21)                | 1        |
| *        | 92-4116  | Backplate Assembly RH<br>(Incl. Ref. #24) | 1        | 20       | 92-4129  | Spring - Adjuster, LH                                 | 1        |
| 3        | 92-4125  | Plug                                      | 1        | *        | 92-4130  | Spring - Adjuster, RH                                 | 1        |
| 4        | 92-4113  | Screw - Bleed                             | 1        | 21       | 92-4131  | Pin - Pawl  | 1        |
| 5        | 92-4114  | Cap - Bleed Screw                         | 1        | 22       | 92-4131  | Washer - Hold Down                                    | 2        |
| 6        |          | Body                                      | 1        | 23       | 92-4132  | Spring - Hold Down                                    | 2        |
| 7        |          | Lever - Operating LH/RH                   | 1        | 24       |          | Guide - Pipe  | 1        |
| 8        |          | Pin                                       | 1        | 25       | 92-4134  | Plug - Inspection                                     | 1        |
| 9        |          | Spring                                    | 1        | 26       | 92-4133  | Pin - Hold Down                                       | 2        |
| 10       |          | Seal - 'L' Type                           | 2        | *        | 92-4121  | Assembly - Adjuster LH<br>(Incl. Ref. #16-18)         | 1        |
| 11       |          | Piston                                    | 2        | *        | 92-4122  | Assembly - Adjuster RH<br>(Incl. Ref. #16-18)         | 1        |
| 12       |          | Cover - Dust                              | 2        | *        | 92-4117  | Assy. - Wheel Cylinder LH<br>(Incl. Ref. #4-6 & 9-12) | 1        |
| 13       | 92-4120  | Shoe & Lining Set<br>(Incl. Ref. #7 & 8)  | 1        | *        | 92-4118  | Assy. - Wheel Cylinder RH<br>(Incl. Ref. #4-6 & 9-12) | 1        |
| 14       | 92-4126  | Spring - Shoe, Upper LH                   | 1        | *        | 92-4119  | Kit - Seal<br>(Incl. Ref. #10 & 12)                   | 1        |
| *        | 92-4127  | Spring - Shoe, Upper RH                   | 1        | *        | 87-3010  | Front Brake Assembly - RH<br>(Complete)               | 1        |
| 15       | 92-4128  | Spring - Shoe, Lower                      | 1        | *        | 87-3020  | Front Brake Assembly - LH<br>(Complete)               | 1        |
| 16       |          | Pushrod - Female LH                       | 1        |          |          |   |          |
| *        |          | Pushrod - Female RH                       | 1        |          |          |   |          |
| 17       |          | Bolt - Adjuster                           | 1        |          |          |   |          |
| 18       |          | Sleeve - Adjuster                         | 1        |          |          |   |          |

\*Not Illustrated

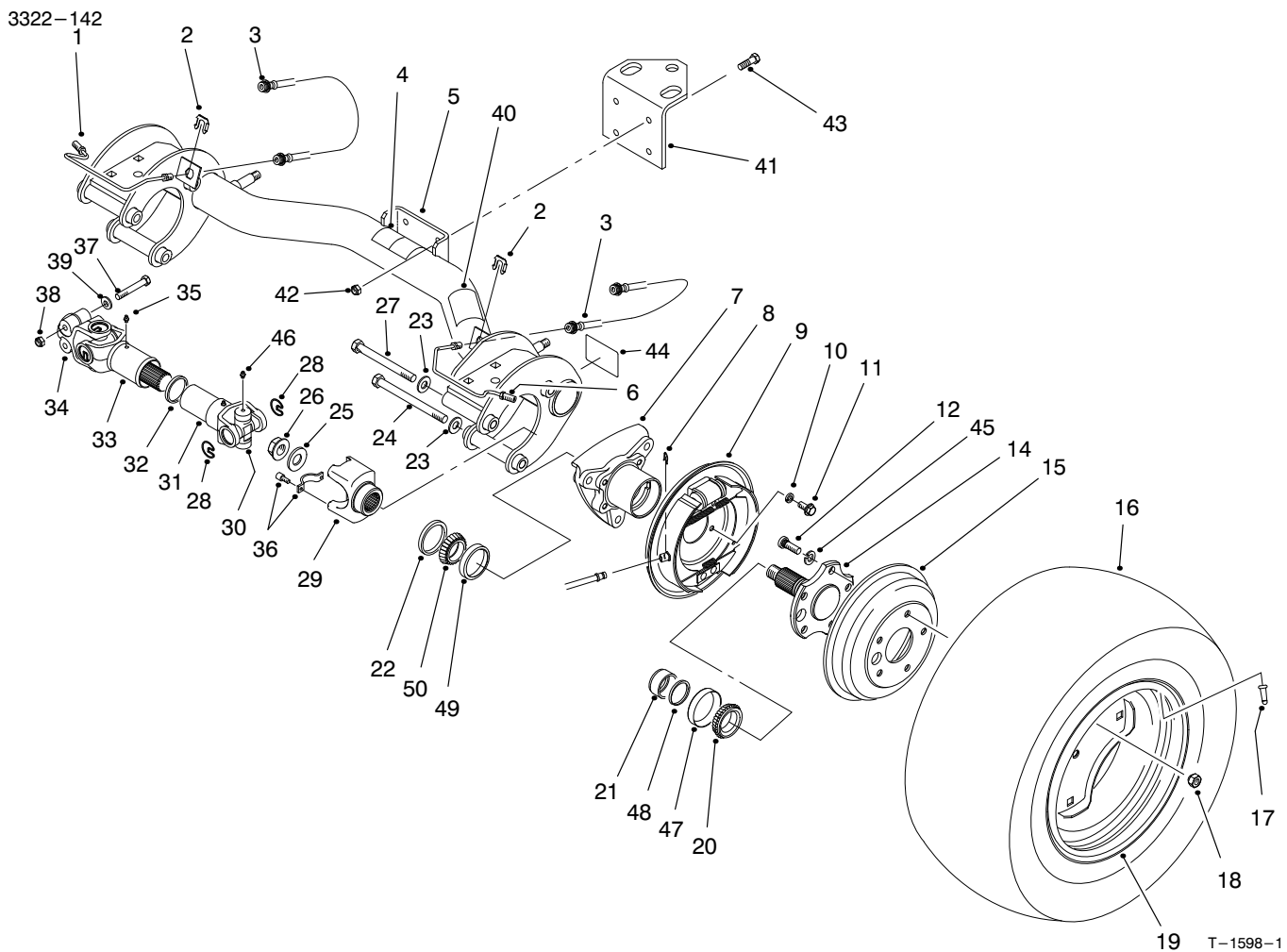


T-1778-1

## REAR FRAME ASSEMBLY

| Ref. No. | Part No. | Description                                   | No. Used | Ref. No. | Part No. | Description              | No. Used |
|----------|----------|---|----------|----------|----------|--------------------------|----------|
| 1        | 32148-9  | Insert - Threaded                             | 8        | 17       | 3234-38  | Screw - Hex. Flange Hd.  | 24       |
| 2        | 87-8440  | Assembly - Rear Frame<br>(Incl. Ref. #1 & 32) | 1        | 18       | 87-3960  | Mount - Spring LH        | 1        |
| 3        | 94-3846  | Tube - Brake RH                               | 1        | *        | 87-3940  | Mount - Spring RH        | 1        |
| *        | 94-3844  | Tube - Brake LH                               | 1        | 19       | 3232-17  | Bolt - Carriage          | 8        |
| 4        | 87-3580  | Retainer                                      | 2        | 20       | 94-3845  | Tube - Brake RH          | 1        |
| 5        | 87-4100  | Hose - Brake                                  | 2        | 21       | 32128-23 | Nut - Flange Lock        | 24       |
| 6        | 3256-27  | Washer - Flat                                 | 4        | 22       | 94-3843  | Tube - Brake LH          | 1        |
| 7        | 87-3920  | Bushing - Rubber                              | 8        | 23       | 87-3560  | Tee - Brake Tube         | 1        |
| 8        | 87-3110  | Shock Absorber                                | 2        | 24       | 2412-149 | Clamp - Tube             | 4        |
| 9        | 3256-6   | Washer - Flat                                 | 4        | 25       | 87-3570  | Union - Brake Line       | 2        |
| 10       | 3296-23  | Nut - Lock                                    | 4        | 26       | 3234-4   | Screw - Hex. Flange Hd.  | 4        |
| 11       | 87-3980  | Shackle - Spring                              | 4        | 27       | 32128-33 | Nut - Flange Lock        | 4        |
| 12       | 87-4760  | Bushing                                       | 12       | 28       | 48-9520  | Nut - Lock               | 2        |
| 13       | 3296-39  | Nut - Lock                                    | 6        | 29       | 66-6840  | Decal - Caution          | 2        |
| 14       | 87-3470  | Bumper - Spring                               | 2        | 29       | 93-8071  | Decal - Caution (Europe) | 2        |
| 15       | 87-1490  | Spring - Leaf                                 | 2        | 29       | 92-6479  | Decal - Caution (Japan)  | 2        |
| 16       | 87-7470  | Plate - Clamp                                 | 2        | 30       | 3296-76  | Nut - Lock               | 8        |
|          |          |   |          | 31       | 87-7480  | Washer - Flat            | 8        |

\*Not Illustrated



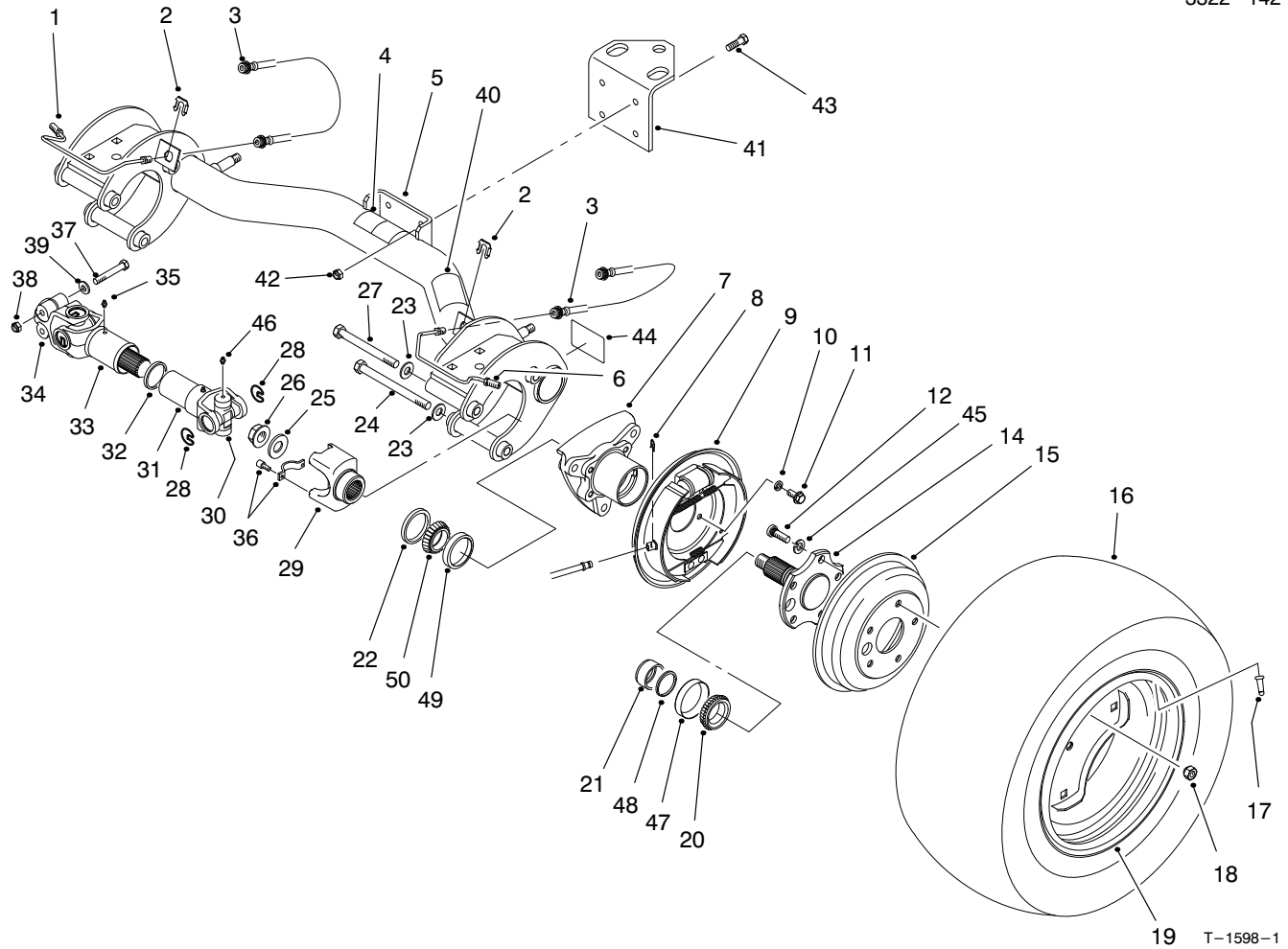
## REAR AXLE ASSEMBLY

| Ref. No. | Part No. | Description  | No. Used |
|----------|----------|--|----------|
| 1        | 87-4090  | Tube - Brake RH  | 1        |
| 2        | 87-3580  | Retainer - Brake Hose  | 2        |
| 3        | 87-4100  | Hose - Brake   | 2        |
| 4        | 87-6060  | Decal - ATF  | 1        |
| 4        | 93-9442  | Decal - ATF (Europe)   | 1        |
| 4        | 92-5473  | Decal - ATF (Japan)  | 1        |
| 5        | 87-7110  | Assembly - Axle, Rear<br>(Incl. Ref. #4, 40 & 44)  | 1        |
| 6        | 87-4080  | Tube - Brake LH  | 1        |
| 7        | 87-2240  | Housing - Axle   | 2        |
| 8        | 87-3310  | Clip - Brake Cable   | 2        |
| 9        | 93-7126  | Brake Assembly LH  | 1        |
| *        | 93-7125  | Brake Assembly RH  | 1        |
| 10       | 3253-21  | Washer - Lock  | 8        |
| 11       | 323-6    | Screw - Cap Hex. Hd.   | 8        |
| 12       | 87-2080  | Stud - Drive   | 10       |
| 14       | 93-7090  | Stub - Axle  | 2        |
| 15       | 93-7128  | Drum - Brake   | 2        |
| 16       | 87-6740  | Tire - Rear 24"  | 2        |
| *        | Optional | Tire - Hard Surface & Traction<br>Option<br>(See Dealer/Distributor for<br>Tire Selection Guide) | 2        |
| 17       | 232-27   | Valve - Stem   | 2        |
| 18       | 23-7270  | Nut - Lug  | 10       |
| 19       | 87-6750  | Rim - Rear 24"   | 2        |

| Ref. No. | Part No. | Description             | No. Used |
|----------|----------|-------------------------|----------|
| †20      |          | Cone - Bearing          | 2        |
| 21       | 87-4060  | Spacer - Bearing        | 2        |
| 22       | 87-3590  | Seal - Bearing          | 2        |
| 23       | 87-7270  | Washer - Flat           | 6        |
| 24       | 325-20   | Screw - Cap Hex. Hd.    | 5        |
| 25       | 87-3060  | Washer - Flat           | 2        |
| 26       | 32128-53 | Nut - Flange Lock       | 2        |
| 27       | 325-19   | Screw - Cap Hex. Hd.    | 1        |
| 28       | 92-4188  | Ring - Snap             | 12       |
| 29       | 92-4190  | Yoke - End              | 2        |
| 30       | 92-4187  | Cross & Bearing Kit     | 4        |
| 31       | 92-4182  | Yoke & Hub              | 2        |
| 32       | 92-4180  | Seal                    | 2        |
| 33       | 92-4179  | Yoke, Shaft & Seal Tube | 2        |
| 34       | 98-2940  | Yoke - Double Clamp     | 2        |
| 35       | 302-5    | Fitting - Grease        | 2        |
| 36       | 92-4189  | Strap & Bolt Kit        | 2        |
| 37       | 98-2939  | Screw - Cap Hex. Hd.    | 4        |
| 38       | 32128-36 | Nut - Lock              | 4        |
| 39       | 80-6990  | Washer                  | 4        |
| 40       | 87-5990  | Decal - PTO             | 1        |
| 40       | 93-9862  | Decal - PTO (Europe)    | 1        |
| 40       | 92-5367  | Decal - PTO (Japan)     | 1        |
| 41       | 92-5951  | Angle - Hitch           | 1        |
| 42       | 3296-39  | Nut - Lock              | 4        |
| 43       | 323-7    | Screw - Cap Hex. Hd.    | 4        |

\*Not Illustrated

†Not Serviced Separately.

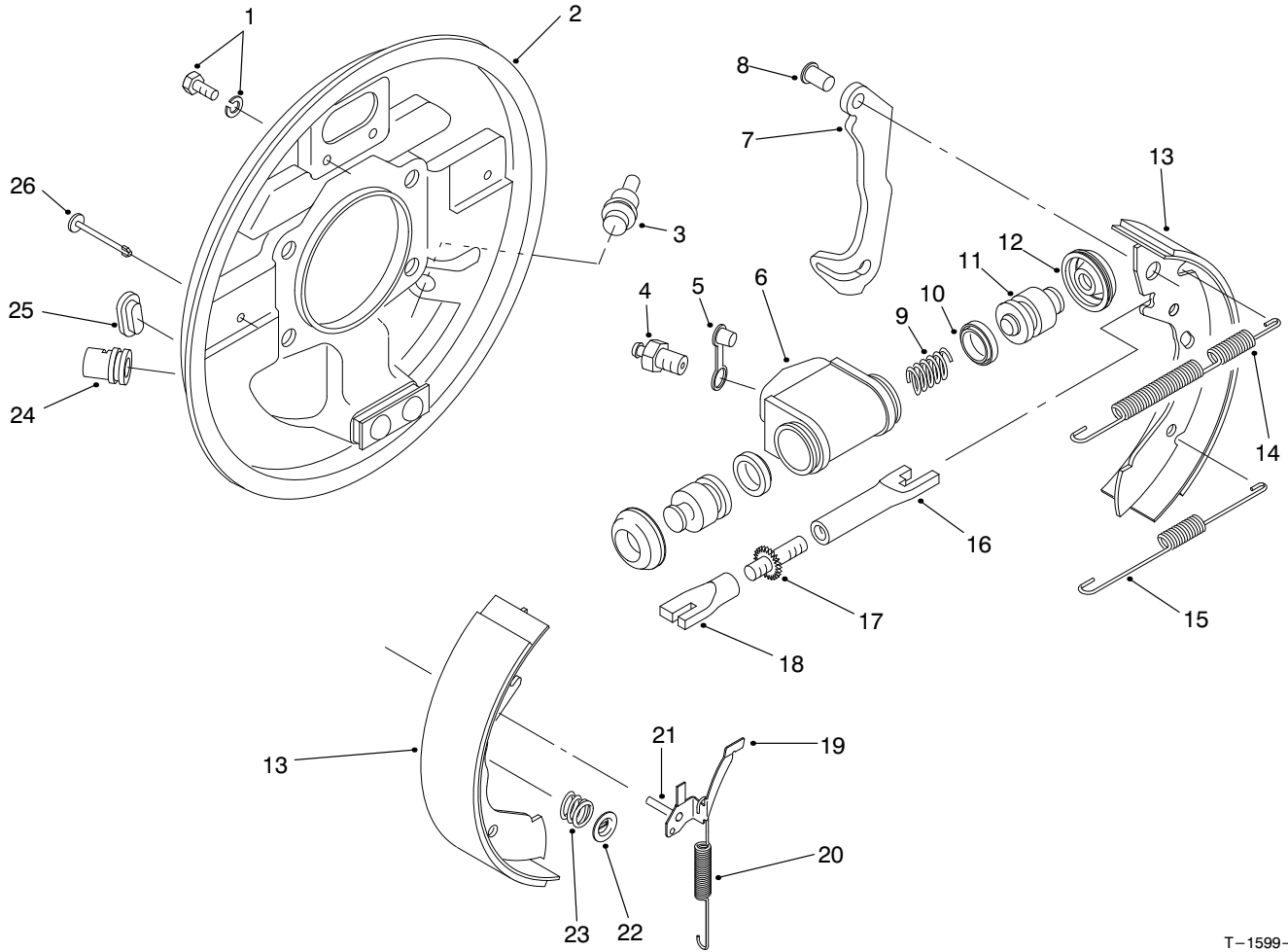


## REAR AXLE ASSEMBLY (Continued)

| Ref. No. | Part No. | Description                                      | No. Used | Ref. No. | Part No. | Description   | No. Used |
|----------|----------|--|----------|----------|----------|---|----------|
| 44       | 87-9080  | Decal - Grease                                   | 2        | *        | 87-6370  | Rear Tire & Wheel Assembly (Optional 23")                           | 2        |
| 44       | 93-9449  | Decal - Grease (Europe)                          | 2        | *        | 87-1970  | Bearng - Matched Set (Use 1 set per wheel) (Incl. Ref. #20 & 47-50) | 2        |
| 44       | 92-6444  | Decal - Grease (Japan)                           | 2        | *        | 98-2969  | 1/2 Yoke Kit (Incl. Ref. #29 & 36)                                  | 2        |
| 45       | 3253-6   | Washer - Lock                                    | 10       | *        | 98-2967  | Driveshaft Assembly Kit (Incl. Ref. #37 & 51)                       | 2        |
| 46       | 302-58   | Fitting - Grease                                 | 16       | *        | 98-2968  | Yoke Kit (Incl. Ref. #34 & 37)                                      | 2        |
| †47      |          | Cup - Bearing                                    | 2        |          |          |   |          |
| †48      |          | Spacer   | 2        |          |          |   |          |
| †49      |          | Cup - Bearing                                    | 2        |          |          |   |          |
| †50      |          | Cone - Bearing                                   | 2        |          |          |   |          |
| *51      | 98-2918  | Driveshaft Assembly (Incl. Ref. #28, 30-35 & 46) | 2        |          |          |   |          |
| *        | 87-5370  | Rear Tire & Wheel Assembly (24")                 | 2        |          |          |   |          |

\*Not Illustrated

†Not Serviced Separately.



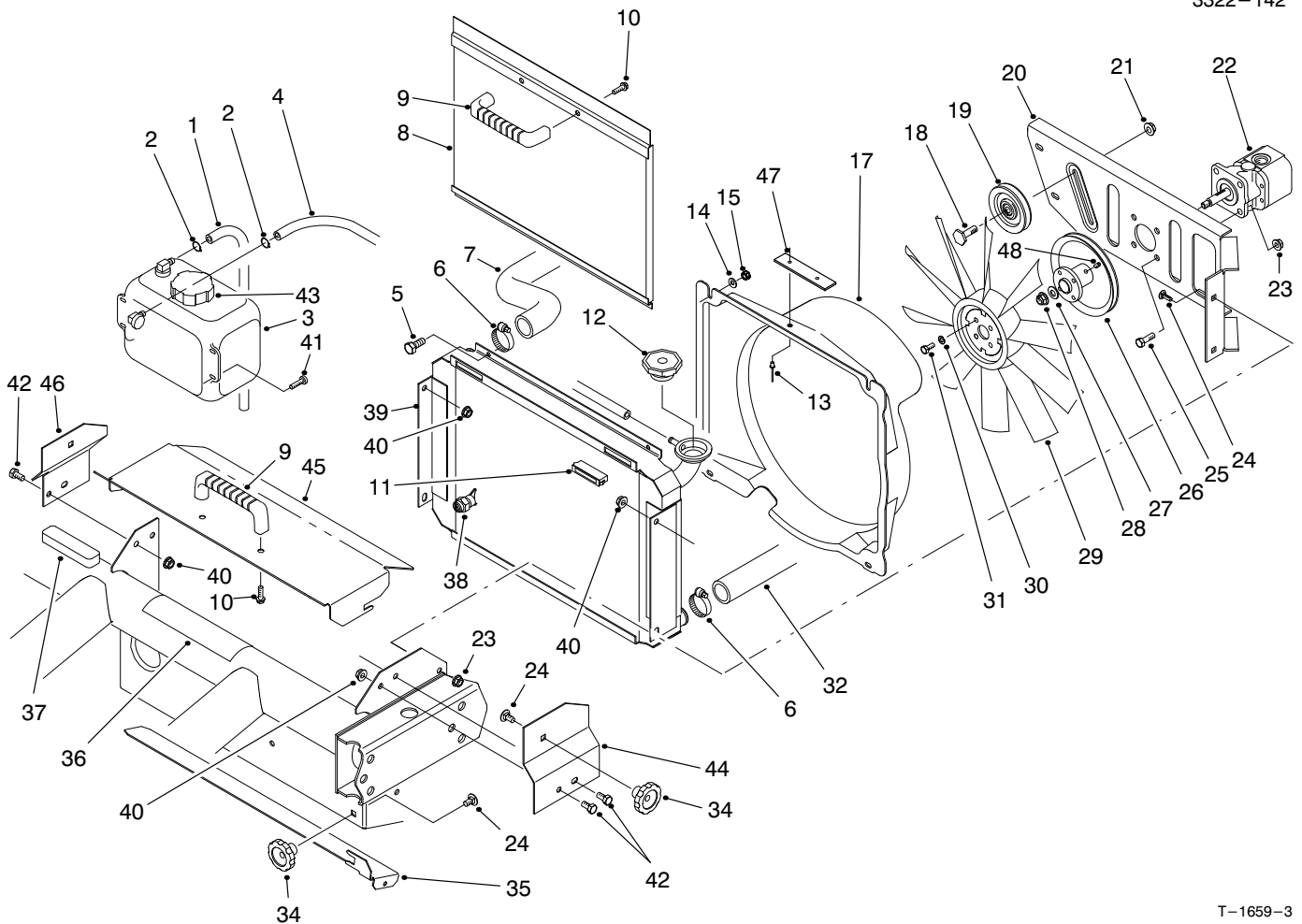
T-1599-1

# REAR BRAKE ASSEMBLY

| Ref. No. | Part No. | Description                               | No. Used |
|----------|----------|---|----------|
| 1        | 92-4135  | Set Bolt                                  | 2        |
| 2        | 92-4136  | Backplate Assembly LH<br>(Incl. Ref. #24) | 1        |
| *        | 92-4100  | Backplate Assembly RH<br>(Incl. Ref. #24) | 1        |
| 3        | 92-4146  | Plug                                      | 1        |
| 4        | 92-4137  | Screw - Bleed                             | 1        |
| 5        | 92-4114  | Cap - Bleed Screw                         | 1        |
| 6        |          | Body                                      | 1        |
| 7        |          | Lever - Operating LH/RH                   | 1        |
| 8        |          | Pin                                       | 1        |
| 9        |          | Spring                                    | 1        |
| 10       |          | Seal - 'L' Type                           | 2        |
| 11       |          | Piston                                    | 2        |
| 12       |          | Cover - Dust                              | 2        |
| 13       | 92-4143  | Shoe & Lining Set<br>(Incl. Ref. #7 & 8)  | 1        |
| 14       | 92-4147  | Spring - Shoe, Upper LH                   | 1        |
| *        | 92-4148  | Spring - Shoe, Upper RH                   | 1        |
| 15       | 92-4149  | Spring - Shoe, Lower                      | 1        |
| 16       |          | Pushrod - Female LH                       | 1        |
| *        |          | Pushrod - Female RH                       | 1        |
| 17       |          | Bolt - Adjuster                           | 1        |
| 18       |          | Sleeve - Adjuster                         | 1        |

| Ref. No. | Part No. | Description   | No. Used |
|----------|----------|---|----------|
| 19       | 92-4123  | Assembly - Pawl LH<br>(Incl. Ref. #21)                | 1        |
| *        | 92-4124  | Assembly - Pawl RH<br>(Incl. Ref. #21)                | 1        |
| 20       | 92-4150  | Spring - Adjuster, LH                                 | 1        |
| *        | 92-4151  | Spring - Adjuster, RH                                 | 1        |
| 21       |          | Pin - Pawl  | 1        |
| 22       | 92-4131  | Washer - Hold Down                                    | 2        |
| 23       | 92-4152  | Spring - Hold Down                                    | 2        |
| 24       |          | Guide - Pipe  | 1        |
| 25       | 92-4134  | Plug - Inspection                                     | 1        |
| 26       | 92-4133  | Pin - Hold Down                                       | 2        |
| *        | 92-4144  | Assembly - Adjuster LH<br>(Incl. Ref. #16-18)         | 1        |
| *        | 92-4145  | Assembly - Adjuster RH<br>(Incl. Ref. #16-18)         | 1        |
| *        | 92-4140  | Assy. - Wheel Cylinder LH<br>(Incl. Ref. #4-6 & 9-12) | 1        |
| *        | 92-4141  | Assy. - Wheel Cylinder RH<br>(Incl. Ref. #4-6 & 9-12) | 1        |
| *        | 92-4142  | Seal Kit<br>(Incl. Ref. #10 & 12)                     | 1        |
| *        | 93-7125  | Rear Brake Assembly - RH<br>(Complete)                | 1        |
| *        | 93-7126  | Rear Brake Assembly - LH<br>(Complete)                | 1        |

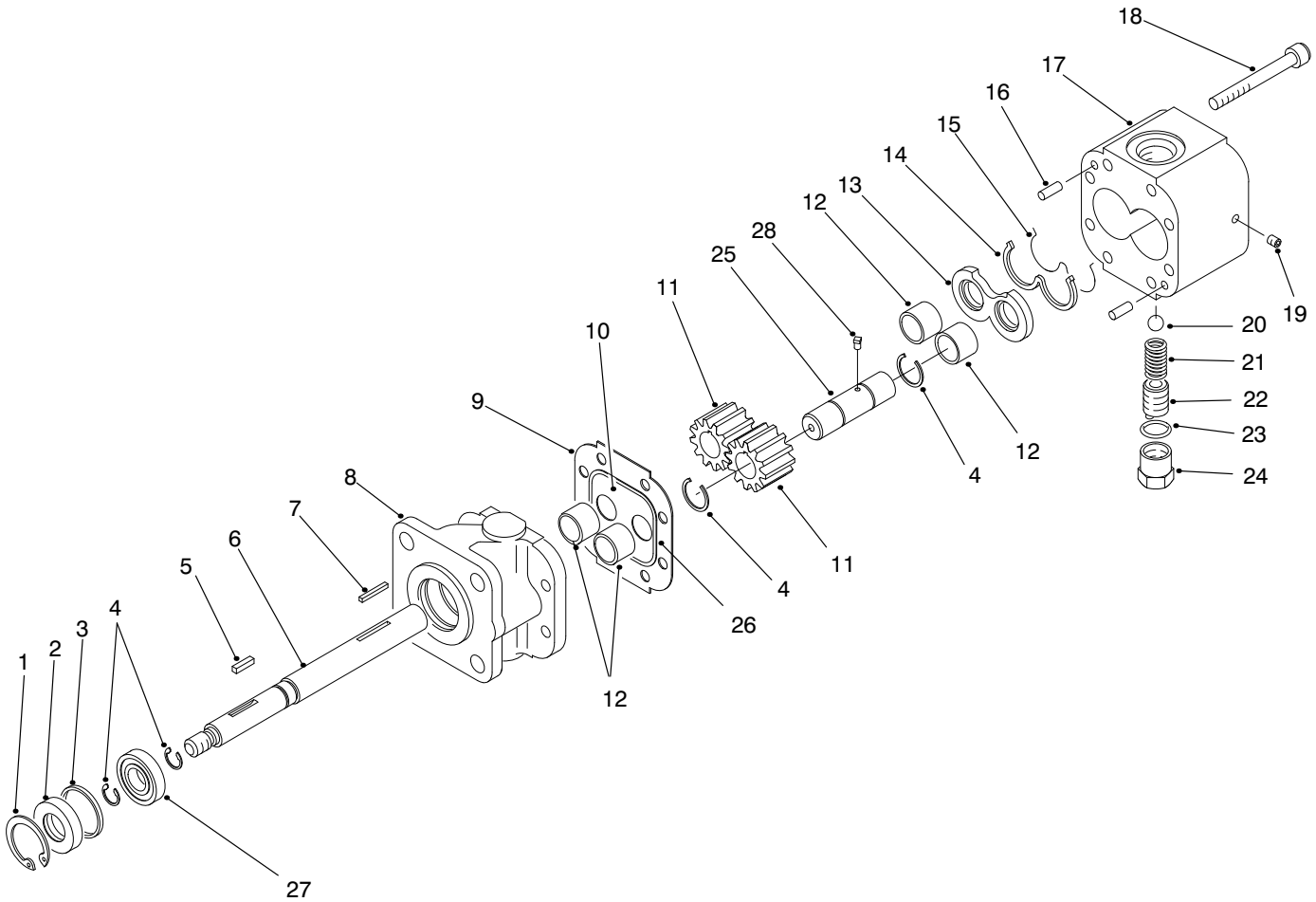
\*Not Illustrated



T-1659-3

## RADIATOR & HYDRAULIC PUMP ASSEMBLY

| Ref. No. | Part No. | Description                                     | No. Used | Ref. No. | Part No. | Description                           | No. Used |
|----------|----------|---|----------|----------|----------|---------------------------------------|----------|
| 1        | 71-3381  | Tube - Overflow                                 | 2        | 26       | 94-5237  | Pulley                                | 1        |
| 2        | 92-2379  | Clamp - Hose                                    | 2        | 27       | 3256-45  | Washer - Flat                         | 1        |
| 3        | 87-3710  | Overflow Reservoir Assembly<br>(Incl. Ref. #43) | 1        | 28       | 3296-5   | Nut - Flange Lock                     | 1        |
| 4        | 71-3383  | Hose - Overflow                                 | 1        | 29       | 84-1880  | Fan                                   | 1        |
| 5        | 321-4    | Screw - Cap Hex. Hd.                            | 4        | 30       | 3253-3   | Washer - Lock                         | 4        |
| 6        | 2412-34  | Clamp - Hose                                    | 2        | 31       | 321-3    | Screw - Cap Hex. Hd.                  | 4        |
| 7        | 87-7330  | Hose - Radiator Upper                           | 1        | 32       | 87-4150  | Hose - Radiator Lower                 | 1        |
| 8        | 93-7103  | Screen - Radiator                               | 1        | 34       | 19-4050  | Knob                                  | 3        |
| 9        | 65-5100  | Handle  | 2        | 35       | 87-9300  | Door - Clean Out                      | 1        |
| 10       | 46-8091  | Screw - Hex. Flange Hd.                         | 4        | 36       | 87-9420  | Decal - Caution                       | 1        |
| 11       | 58-4250  | Magnet  | 2        | 36       | 93-9447  | Decal - Caution (Europe)              | 1        |
| 12       | 66-3240  | Cap - Radiator                                  | 1        | 36       | 93-3766  | Decal - Caution (Japan)               | 1        |
| 13       | 3290-271 | Rivet - Pop                                     | 2        | 37       | 87-9810  | Foam - Overflow Tank                  | 1        |
| 14       | 3256-22  | Washer - Flat                                   | 4        | 38       | 92-4111  | Petcock - Radiator                    | 1        |
| 15       | 3296-42  | Nut - Lock                                      | 4        | 39       | 93-7051  | Radiator Assembly<br>(Incl. Ref. #38) | 1        |
| 17       | 92-4198  | Fan Shroud Assembly<br>(Incl. Ref. #13 & 16)    | 1        | 40       | 32128-20 | Nut - Lock                            | 6        |
| 18       | 32141-86 | Screw - Leveler                                 | 1        | 41       | 3250-20  | Screw - Round Hd.                     | 4        |
| 19       | 63-8140  | Pulley  | 1        | 42       | 322-2    | Screw - Cap Hex. Hd.                  | 6        |
| 20       | 93-7088  | Support - Fan                                   | 1        | 43       | 87-7050  | Cap - Reservoir                       | 1        |
| 21       | 3290-357 | Nut - Flange Lock                               | 1        | 44       | 93-8938  | Bracket - Cover Mount LH              | 1        |
| 22       | 87-5700  | Hydraulic Pump Assembly                         | 1        | 45       | 93-8940  | Cover - Radiator                      | 1        |
| 23       | 3296-29  | Nut - Flange Lock                               | 8        | 46       | 93-8939  | Bracket - Cover Mount RH              | 1        |
| 24       | 3230-23  | Bolt - Carriage                                 | 7        | 47       | 98-9335  | Plate - Warning, Fan                  | 1        |
| 25       | 322-5    | Screw - Cap Hex. Hd.                            | 4        | 48       | 3245-31  | Screw - Set                           | 1        |



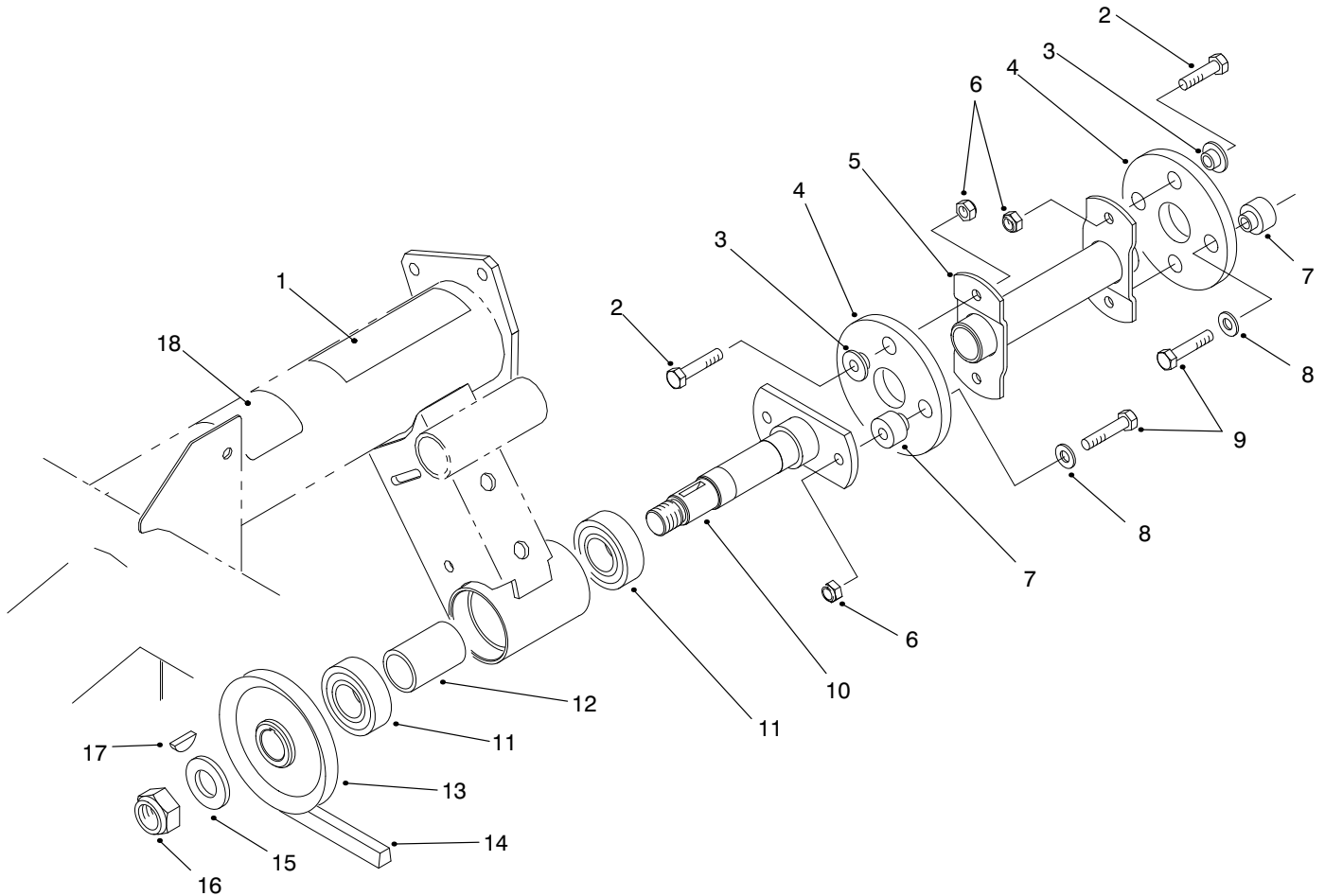
T-1601-1

## HYDRAULIC PUMP ASSEMBLY NO. 87-5700

| Ref. No. | Part No. | Description      | No. Used |
|----------|----------|------------------|----------|
| 1        | 32151-41 | Ring - Retaining | 1        |
| 2        | 92-2195  | Seal - Oil       | 1        |
| 3        | 92-2186  | Spacer           | 1        |
| 4        | 92-2178  | Ring - Crescent  | 4        |
| 5        | 92-2179  | Key - Square     | 1        |
| 6        | 92-2189  | Shaft - Drive    | 1        |
| 7        | 92-2177  | Pin - Shear      | 1        |
| †8       |          | Stator           | 1        |
| 9        | 92-2182  | Plate - Seal     | 1        |
| 10       | 92-2183  | Plate - Wear     | 1        |
| 11       | 92-2175  | Gear             | 2        |
| 12       | 92-2192  | Bearing          | 4        |
| 13       | 92-2181  | Plate - Pressure | 1        |
| 14       | 92-2197  | Seal - Back Up   | 1        |

| Ref. No. | Part No. | Description             | No. Used |
|----------|----------|-------------------------|----------|
| 15       | 92-2196  | Seal - Pressure Plate   | 1        |
| 16       | 92-2176  | Pin - Dowel             | 2        |
| 17       | 92-2187  | Housing - Gear, End     | 1        |
| 18       | 92-2173  | Screw - Cap Socket Head | 8        |
| 19       | 92-2185  | Plug                    | 1        |
| 20       | 92-2193  | Ball                    | 1        |
| 21       | 92-2194  | Spring                  | 1        |
| 22       | 92-2174  | Screw - Adjusting       | 1        |
| 23       | 92-2180  | Gasket - Copper         | 1        |
| 24       | 92-2184  | Cap - Relief Valve      | 1        |
| 25       | 92-2190  | Shaft - Idler           | 1        |
| 26       | 92-2198  | Seal                    | 1        |
| 27       | 92-2191  | Bearing                 | 1        |
| 28       | 92-2199  | Key - Ball              | 1        |

† Not Serviced Separately.

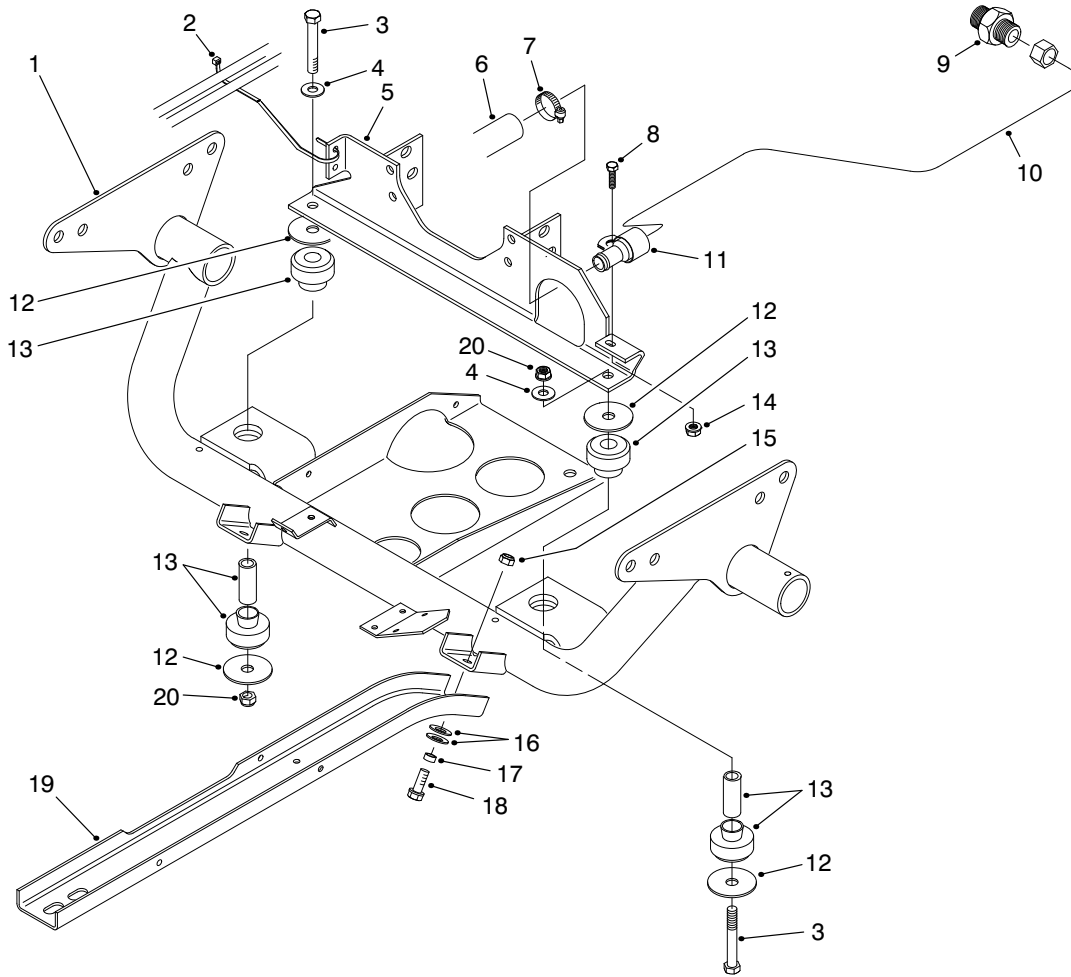


T-1660-1

## HYDRAULIC PUMP DRIVE ASSEMBLY

| Ref. No. | Part No. | Description              | No. Used |
|----------|----------|--------------------------|----------|
| 1        | 80-8040  | Decal - Caution          | 1        |
| 1        | 93-7814  | Decal - Caution (Europe) | 1        |
| 1        | 83-6030  | Decal - Caution (Japan)  | 1        |
| 2        | 322-5    | Screw - Cap Hex. Hd.     | 4        |
| 3        | 27-6600  | Spacer - Thin            | 4        |
| 4        | 44-2230  | Disc - Rubber            | 2        |
| 5        | 87-4120  | Driveshaft               | 1        |
| 6        | 3296-29  | Nut - Lock               | 6        |
| 7        | 27-6590  | Spacer - Thick           | 4        |
| 8        | 3256-3   | Washer - Flat            | 4        |
| 9        | 322-7    | Screw - Cap Hex. Hd.     | 4        |

| Ref. No. | Part No. | Description            | No. Used |
|----------|----------|------------------------|----------|
| 10       | 87-2720  | Driveshaft             | 1        |
| 11       | 251-82   | Bearing - Ball         | 2        |
| 12       | 87-2750  | Spacer - Bearing       | 1        |
| 13       | 87-3370  | Pulley                 | 1        |
| 14       | 93-7140  | Belt - V               | 1        |
| 15       | 3256-28  | Washer - Flat          | 1        |
| 16       | 3296-15  | Nut - Lock             | 1        |
| 17       | 3257-7   | Key - Woodruff         | 1        |
| 18       | 83-9150  | Decal - Fluid          | 1        |
| 18       | 93-7275  | Decal - Fluid (Europe) | 1        |
| 18       | 84-6660  | Decal - Fluid (Japan)  | 1        |

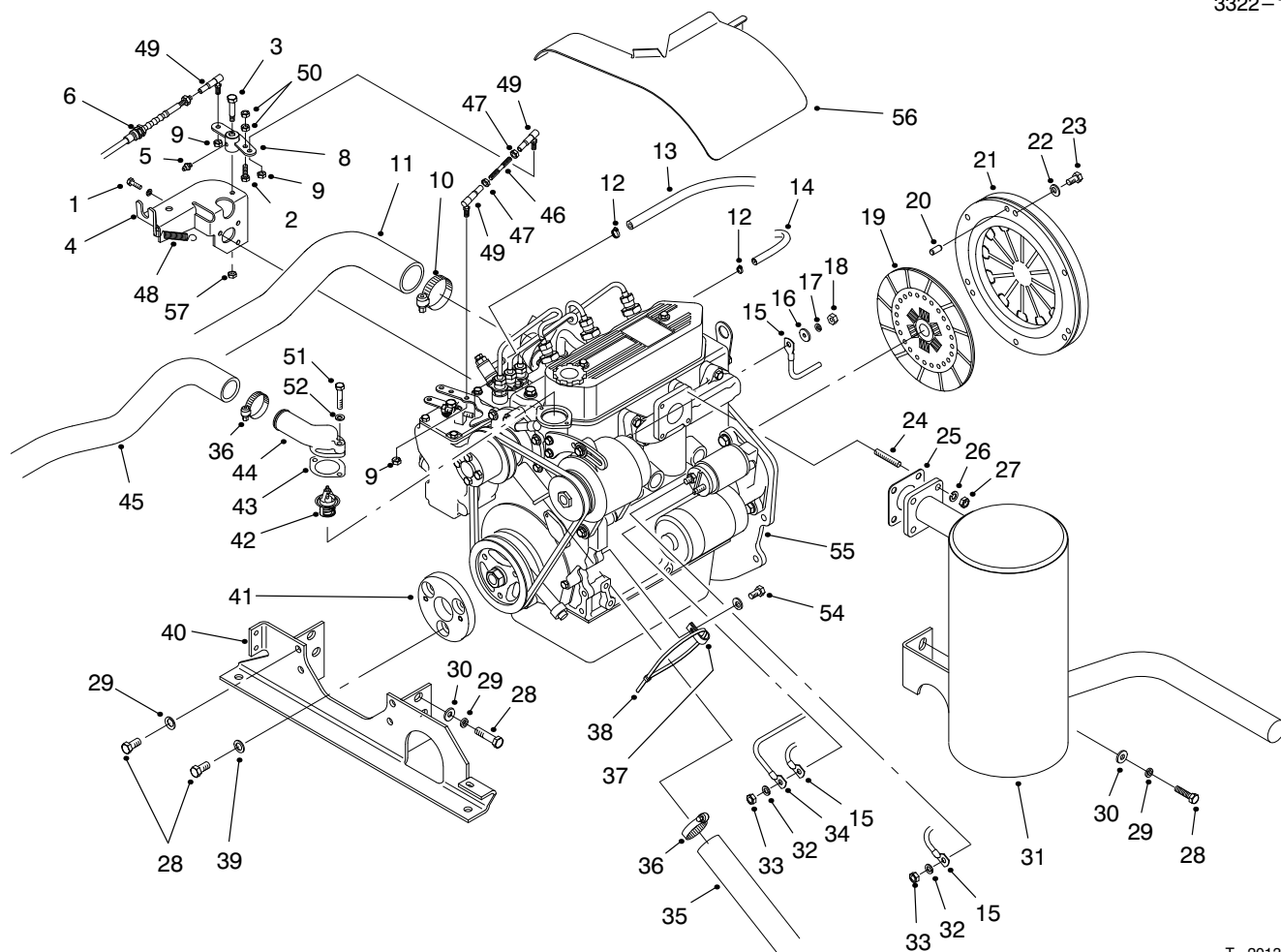


T-1661-1

## ENGINE FRAME ASSEMBLY

| Ref. No. | Part No. | Description          | No. Used |
|----------|----------|----------------------|----------|
| 1        | 93-7099  | Frame - Engine       | 1        |
| 2        | 3290-378 | Tie - Cable          | 1        |
| 3        | 324-12   | Screw - Cap Hex. Hd. | 2        |
| 4        | 3256-25  | Washer - Flat        | 2        |
| 5        | 93-7100  | Mount - Engine       | 1        |
| 6        | 87-7350  | Hose - Suction       | 1        |
| 7        | 2412-34  | Clamp - Hose         | 1        |
| 8        | 321-4    | Screw - Cap Hex. Hd. | 1        |
| 9        | 87-7290  | Fitting - Hydraulic  | 1        |
| 10       | 87-6900  | Tube - Hydraulic     | 1        |

| Ref. No. | Part No. | Description           | No. Used |
|----------|----------|-----------------------|----------|
| 11       | 2412-106 | Clamp - R             | 1        |
| 12       | 87-5100  | Washer - Flat         | 4        |
| 13       | 87-4970  | Engine Mount Assembly | 2        |
| 14       | 32128-33 | Nut - Flange          | 1        |
| 15       | 3296-39  | Nut - Lock            | 6        |
| 16       | 3290-413 | Washer - Belleville   | 12       |
| 17       | 76-9100  | Spacer                | 6        |
| 18       | 3234-11  | Screw - Cap Hex. Hd.  | 6        |
| 19       | 87-4730  | Guard - Belly         | 2        |
| 20       | 3296-48  | Nut - Lock            | 2        |

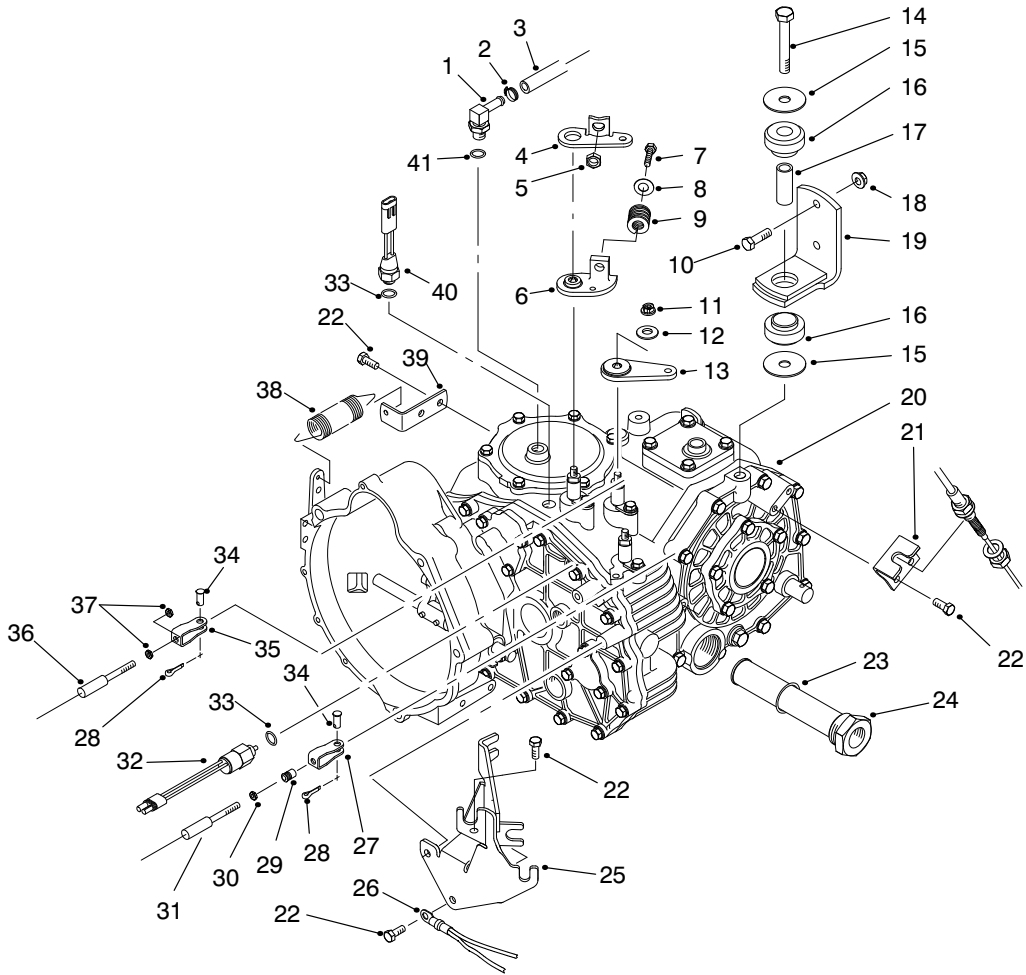


T-2013-1

## ENGINE INSTALLATION ASSEMBLY

| Ref. No. | Part No.  | Description           | No. Used |
|----------|-----------|-----------------------|----------|
| 1        | 42-9440   | Screw - Cap Hex. Hd.  | 3        |
| 2        | 321-5     | Screw - Cap Hex. Hd.  | 1        |
| 3        | 7-0030    | Bolt - Shoulder       | 1        |
| 4        | 94-5259   | Bracket - Accelerator | 1        |
| 5        | 302-5     | Fitting - Grease      | 1        |
| 6        | 94-3836   | Cable - Accelerator   | 1        |
| 8        | 94-5256   | Bell Crank            | 1        |
| 9        | 3296-3    | Nut - Lock            | 3        |
| 10       | 2412-92   | Clamp - Hose          | 1        |
| 11       | 94-5238   | Hose - Air Intake     | 1        |
| 12       | 2412-108  | Clamp - Hose          | 2        |
| 13       | 27-5360   | Hose - Fuel           | 1        |
| 14       | 98-2945   | Hose                  | 1        |
| 15       | 99-1114   | Harness - Wire        | 1        |
| 16       | 5-3637    | Washer - Flat         | 1        |
| 17       | 43-5920   | Washer - Lock         | 1        |
| 18       | 48-7880   | Nut - Lock            | 1        |
| 19       | 87-4700   | Disc - Clutch         | 1        |
| 20       | 51-5610   | Pin - Alignment       | 3        |
| 21       | 87-4690   | Cover - Clutch        | 1        |
| 22       | 3253-4    | Washer - Lock         | 6        |
| 23       | 33114-016 | Screw - Cap Hex. Hd.  | 6        |
| 24       | 42-9570   | Stud - Muffler        | 4        |
| 25       | 42-9110   | Gasket - Muffler      | 1        |
| 26       | 42-9850   | Washer - Lock         | 4        |
| 27       | 33014-00  | Nut                   | 4        |
| 28       | 63-7790   | Screw - Cap Hex. Hd.  | 12       |
| 29       | 48-9590   | Washer - Lock         | 10       |

| Ref. No. | Part No.  | Description                    | No. Used |
|----------|-----------|--------------------------------|----------|
| 30       | 3256-25   | Washer                         | 6        |
| 31       | 94-5213   | Muffler                        | 1        |
| 32       | 3254-2    | Washer - Lock                  | 2        |
| 33       | 33014-00  | Nut - Lock                     | 2        |
| 34       | 87-3070   | Cable - Battery Pos.           | 1        |
| 35       | 87-4150   | Hose - Radiator Lower          | 1        |
| 36       | 2412-34   | Clamp                          | 2        |
| 37       | 2412-149  | Clamp - R                      | 1        |
| 38       | 3290-379  | Tie - Cable                    | 1        |
| 39       | 36-4790   | Washer - Thrust                | 3        |
| 40       | 93-7100   | Mount - Engine                 | 1        |
| 41       | 87-4110   | Puck - Engine Adapter          | 1        |
| 42       | 93-8974   | Thermostat                     | 1        |
| 43       | 67-4430   | Gasket - Thermostat            | 1        |
| 44       | 87-3410   | Housing - Thermostat           | 1        |
| 45       | 87-7330   | Hose - Radiator Upper          | 1        |
| 46       | 93-8995   | Rod - Threaded                 | 1        |
| 47       | 3220-1    | Nut - Jam                      | 2        |
| 48       | 86-4760   | Spring                         | 3        |
| 49       | 18-1720   | Joint - Ball                   | 3        |
| 50       | 3296-56   | Nut - Lock                     | 2        |
| 51       | 33113-045 | Screw - Cap Hex. Hd.           | 2        |
| 52       | 33093-00  | Washer - Lock                  | 2        |
| 54       | 42-9440   | Bolt & Washer                  | 1        |
| 55       | 98-2920   | Engine                         | 1        |
| 56       | 98-2946   | Cover - Engine (Model 07205TC) | 1        |
| 57       | 3296-29   | Nut - Lock                     | 1        |

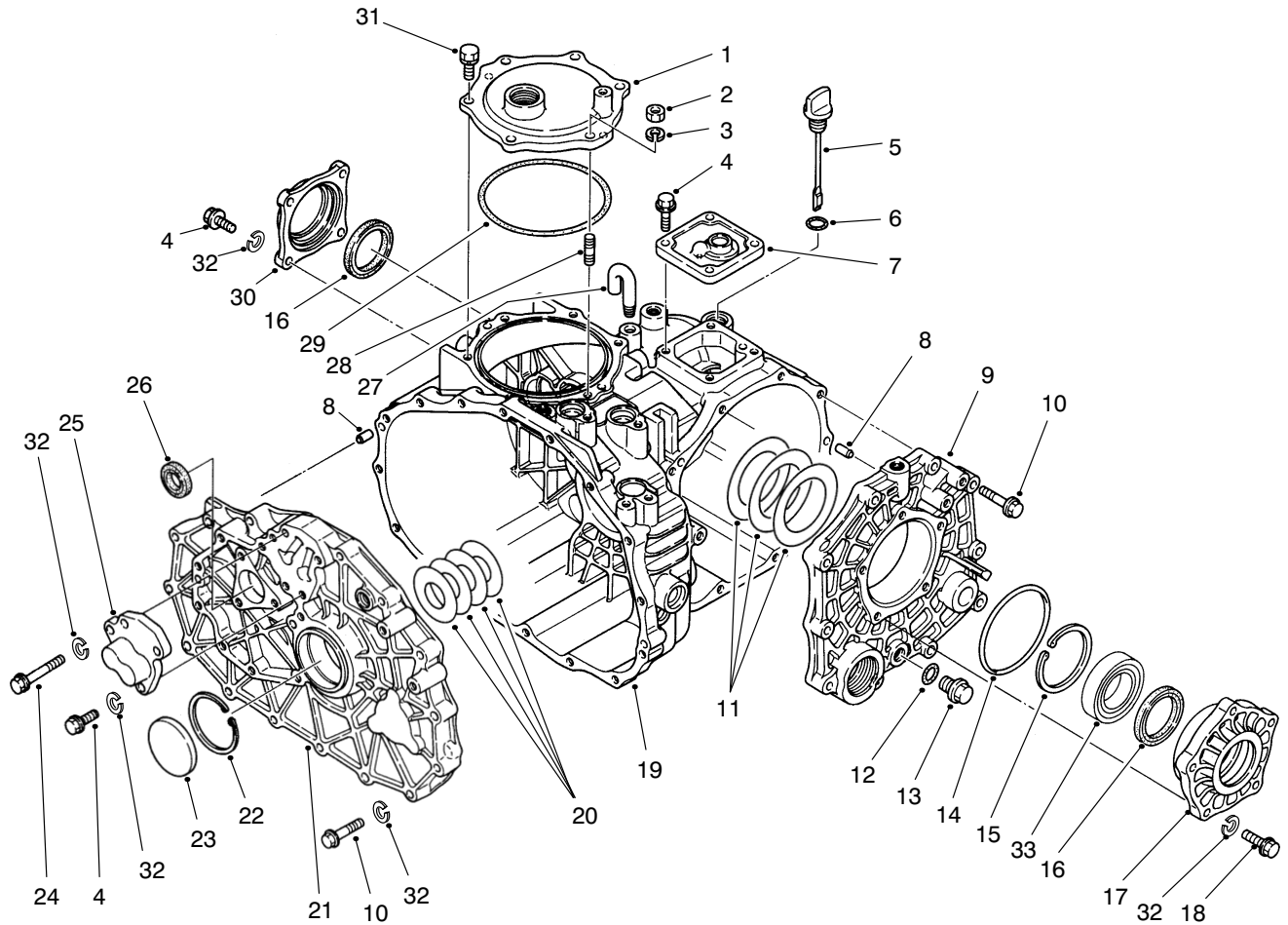


T-1707-1

## TRANSAXLE INSTALLATION ASSEMBLY

| Ref. No. | Part No.  | Description                               | No. Used |
|----------|-----------|---|----------|
| 1        | 354-135   | Fitting - Hydraulic 90° (Incl. Ref. #41)  | 1        |
| 2        | 2412-36   | Clamp - Hose                              | 1        |
| 3        | 87-5730   | Hose - Hydraulic                          | 1        |
| 4        | 87-8250   | Plate - Shift Arm                         | 1        |
| 5        | 32128-21  | Nut - Lock                                | 1        |
| 6        | 87-7970   | Arm - Shift                               | 1        |
| 7        | 323-10    | Screw - Cap Hex. Hd.                      | 1        |
| 8        | 3256-4    | Washer - Flat                             | 1        |
| 9        | 87-6910   | Spring - Compression                      | 1        |
| 10       | 323-7     | Screw - Cap Hex. Hd.                      | 4        |
| 11       | 48-9520   | Nut - Lock                                | 3        |
| 12       | 80-6990   | Washer - Flat                             | 3        |
| 13       | 87-7960   | Lever - Shift Arm                         | 2        |
| 14       | 3215-1    | Screw - Cap Hex. Hd.                      | 2        |
| 15       | 87-5100   | Washer                                    | 4        |
| 16       | 87-4970   | Transaxle Mount Assembly (Incl. Ref. #17) | 2        |
| 17       |           | Spacer - Mount                            | 2        |
| 18       | 3296-39   | Nut - Flange Lock                         | 4        |
| 19       | 87-5800   | Bracket - Mount                           | 2        |
| 20       | 87-9250   | Transaxle Assembly                        | 1        |
| 21       | 87-4470   | Bracket                                   | 1        |
| 22       | 33114-020 | Screw - Cap Hex. Hd.                      | 7        |

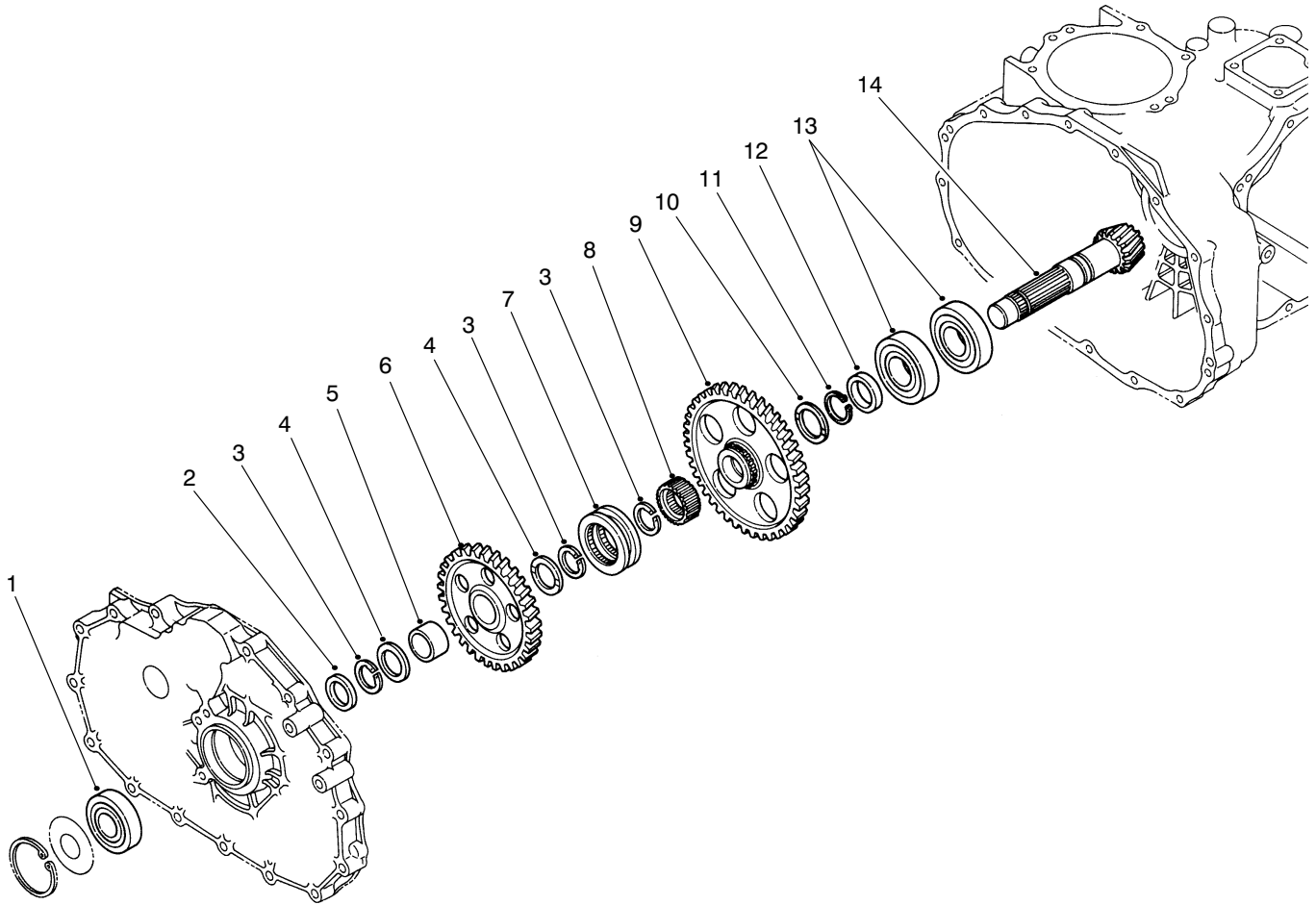
| Ref. No. | Part No. | Description                            | No. Used |
|----------|----------|--|----------|
| 23       | 237-123  | Seal - O-Ring                          | 1        |
| 24       | 87-3990  | Oil Strainer Assembly (Incl. Ref. #23) | 1        |
| 25       | 87-4820  | Bracket - Cable                        | 1        |
| 26       | 87-3080  | Cable - Battery Neg.                   | 1        |
| 27       | 87-7160  | Cable Clevis Assembly (Incl. Ref. #29) | 1        |
| 28       | 3272-6   | Pin - Cotter                           | 3        |
| 29       | 32148-15 | Nut - Clinch                           | 1        |
| 30       | 3219-14  | Nut - Hex.                             | 1        |
| 31       | 87-4420  | Hi-Lo Cable Assembly (Incl. Ref. #30)  | 1        |
| 32       | 87-6710  | Switch - Supervisor                    | 1        |
| 33       | 237-30   | Seal - O-Ring                          | 2        |
| 34       | 283-62   | Pin - Clevis                           | 3        |
| 35       | 87-2310  | Clevis - Cable                         | 2        |
| 36       | 87-4260  | Shift Cable Assembly (Incl. Ref. #37)  | 2        |
| 37       | 3220-1   | Nut - Jam                              | 4        |
| 38       | 68-9950  | Spring - Extension                     | 1        |
| 39       | 87-7170  | Bracket - Clutch Spring                | 1        |
| 40       | 72-4310  | Switch - Ball N.C.                     | 1        |
| 41       | 237-42   | Seal - O-Ring                          | 1        |



T-1535

## TRANSAXLE CASE ASSEMBLY

| Ref. No. | Part No. | Description                             | No. Used | Ref. No. | Part No. | Description            | No. Used |
|----------|----------|---|----------|----------|----------|------------------------|----------|
| 1        | 92-0656  | Cover - P.T.O.                          | 1        | 17       | 92-0654  | Carrier - Differential | 1        |
| 2        | 48-7930  | Nut - Hex.                              | 1        | 18       | 48-7730  | Screw - Cap Hex. Hd.   | 5        |
| 3        | 92-0762  | Washer - Lock                           | 1        | 19       | 92-0651  | Case - Transaxle       | 1        |
| 4        | 60-6750  | Screw - Cap Hex. Hd.                    | 11       | 20       | 92-0808  | Shim Set               | 1        |
| 5        | 92-0662  | Cap - Oil                               | 1        | 21       | 92-0657  | Plate - Center         | 1        |
| 6        | 92-0788  | O-Ring                                  | 1        | 22       | 92-0759  | Ring - Retaining       | 1        |
| 7        | 92-0652  | Cover - Upper                           | 1        | 23       | 92-0807  | Cap - Sealing          | 1        |
| 8        | 92-0765  | Pin - Alignment                         | 4        | 24       | 48-7560  | Screw - Cap Hex. Hd.   | 1        |
| 9        | 92-0653  | Cover - Side                            | 1        | 25       | 92-0706  | Cap - Fork Shaft       | 1        |
| 10       | 42-9530  | Screw - Cap Hex. Hd.                    | 25       | 26       | 92-0791  | Seal - Oil             | 1        |
| 11       | 92-0809  | Shim Set                                | 1        | 27       | 92-0743  | Breather - Air         | 1        |
| 12       | 92-0787  | O-Ring                                  | 1        | 28       | 92-0804  | Stud                   | 1        |
| 13       | 92-0773  | Drain Plug Assembly<br>(Incl. Ref. #12) | 1        | 29       | 92-0790  | O-Ring                 | 1        |
| 14       | 92-0789  | O-Ring                                  | 1        | 30       | 92-0655  | Cover - Seal           | 1        |
| 15       | 92-0760  | Ring - Retaining                        | 1        | 31       | 92-0796  | Screw - Cap Hex. Hd.   | 5        |
| 16       | 92-0793  | Seal - Oil                              | 2        | 32       | 42-9850  | Washer - Lock          | 42       |
|          |          |   |          | 33       | 92-0775  | Bearing - Ball         | 2        |

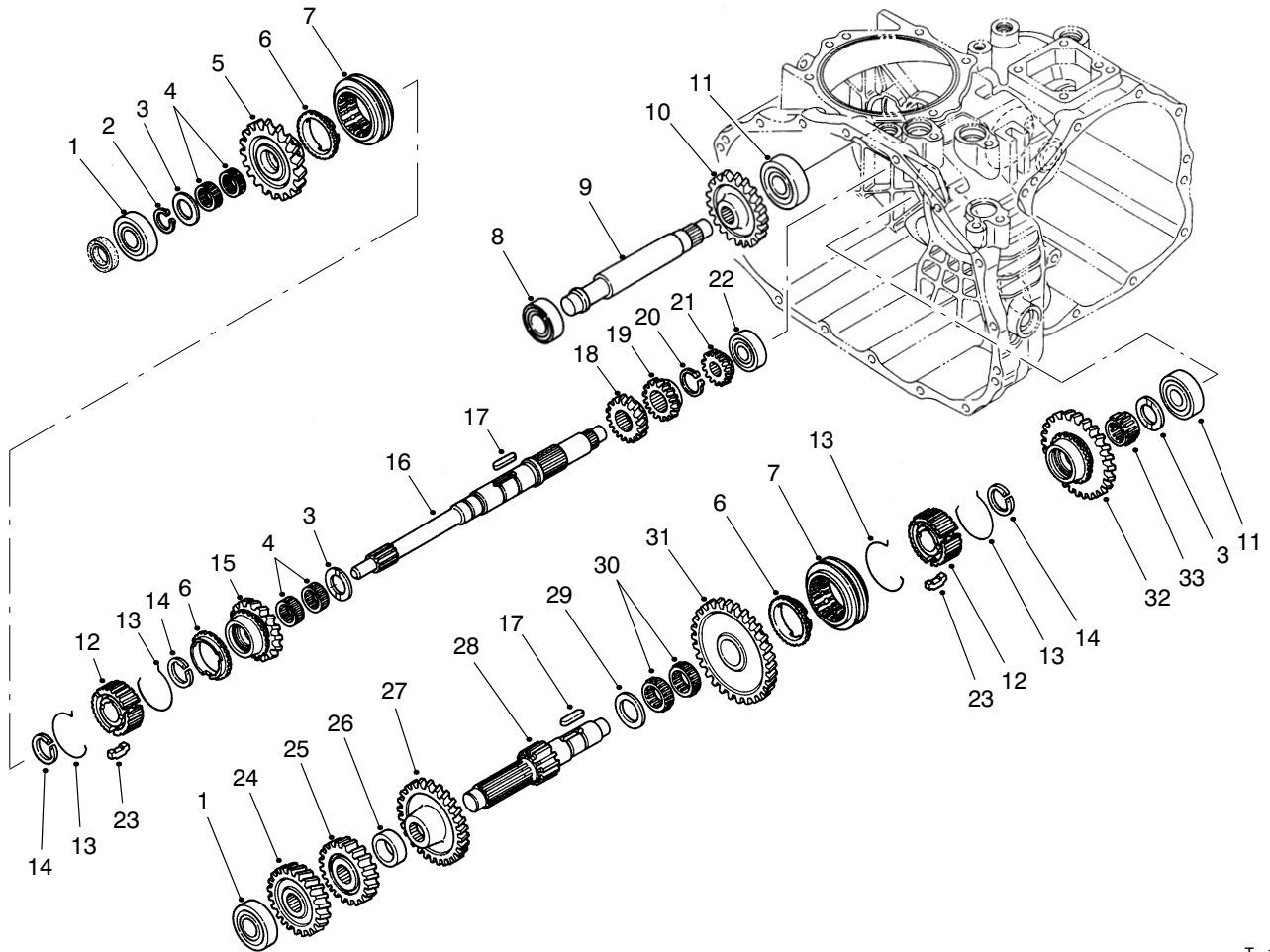


T-1536

## COUNTERSHAFT ASSEMBLY

| Ref. No. | Part No. | Description      | No. Used |
|----------|----------|------------------|----------|
| 1        | 92-0712  | Bearing - Ball   | 1        |
| 2        | 92-0716  | Collar           | 1        |
| 3        | 92-0764  | Ring - Retaining | 3        |
| 4        | 92-0711  | Washer - Thrust  | 2        |
| 5        | 92-0783  | Sleeve - Inner   | 1        |
| 6        | 92-0715  | Gear - 49T       | 1        |
| 7        | 92-0718  | Shifter - Hi-Lo  | 1        |
| 8        | 92-0719  | Collar - Spline  | 1        |

| Ref. No. | Part No. | Description                                 | No. Used |
|----------|----------|---|----------|
| 9        | 92-0717  | Gear - 71T                                  | 1        |
| 10       | 92-0741  | Washer - Thrust                             | 1        |
| 11       | 92-0755  | Ring - Retaining                            | 1        |
| 12       | 92-0713  | Collar                                      | 1        |
| 13       | 92-0714  | Bearing - Ball                              | 2        |
| 14       | 92-0710  | Counter Shaft Assembly<br>(Incl. Ring Gear) | 1        |

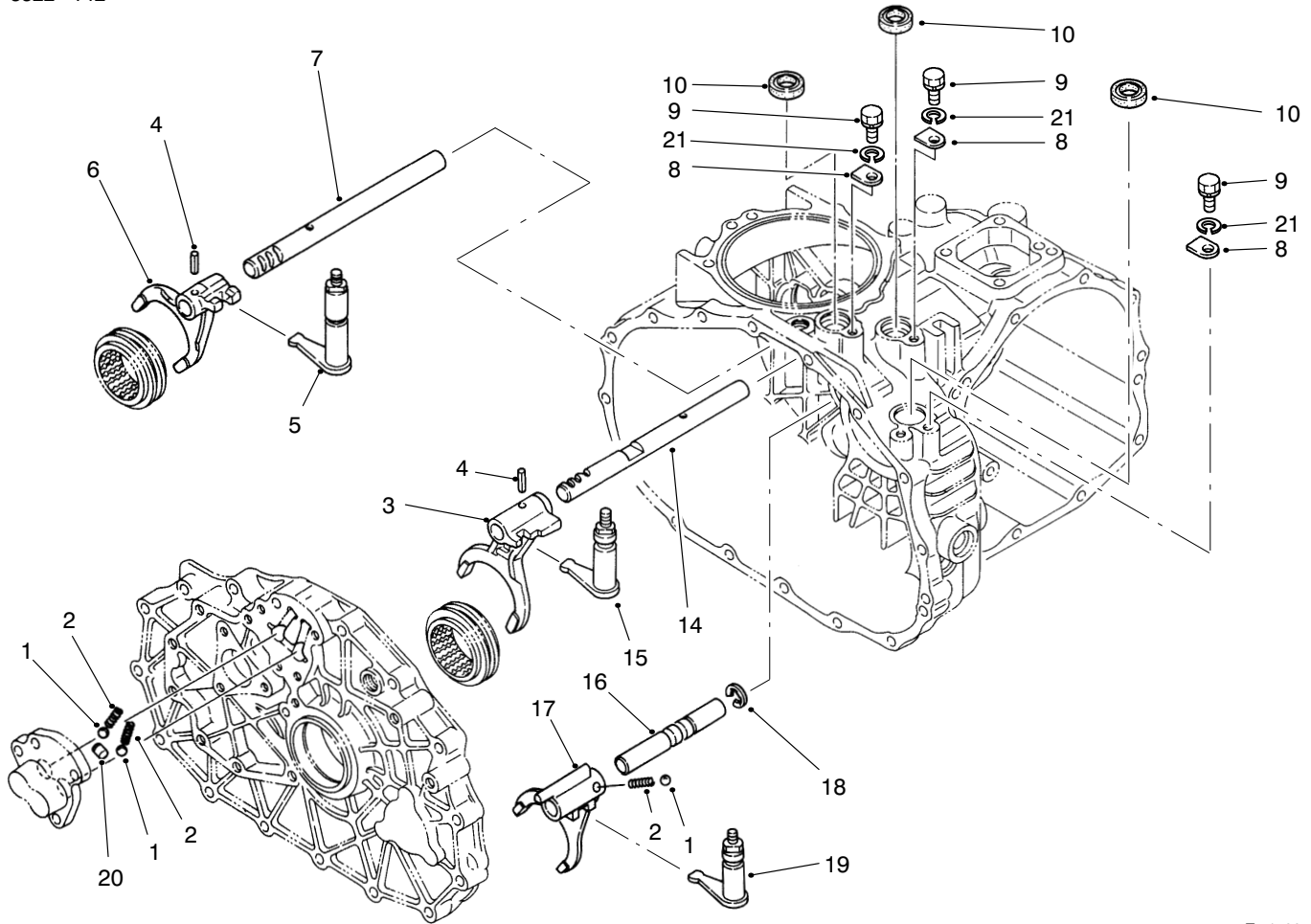


T-1533

## TRANSAXLE GEAR SHAFTS ASSEMBLY

| Ref. No. | Part No. | Description           | No. Used |
|----------|----------|-----------------------|----------|
| 1        | 251-8    | Bearing - Ball        | 2        |
| 2        | 92-0753  | Ring - Retaining      | 1        |
| 3        | 92-0740  | Washer - Thrust       | 3        |
| 4        | 92-0781  | Bearing - Needle      | 4        |
| 5        | 92-0820  | Gear - 27T            | 1        |
| 6        | 92-0667  | Ring - Synchro        | 3        |
| 7        | 92-0668  | Shifter - Synchro     | 2        |
| 8        | 251-346  | Bearing - Ball        | 1        |
| 9        | 92-0824  | Shaft - Reverse Idler | 1        |
| 10       | 92-0684  | Gear - 33T            | 1        |
| 11       | 92-0778  | Bearing - Ball        | 2        |
| 12       | 92-0664  | Hub - Synchro         | 2        |
| 13       | 92-0666  | Spring - Synchro      | 4        |
| 14       | 92-0763  | Ring - Retaining      | 3        |
| 15       | 92-0821  | Gear - 24T            | 1        |
| 16       | 92-0663  | Shaft - Main          | 1        |
| 17       | 92-0772  | Key                   | 2        |

| Ref. No. | Part No. | Description       | No. Used |
|----------|----------|-------------------|----------|
| 18       | 92-0687  | Gear - 16T        | 1        |
| 19       | 92-0672  | Gear - 18T        | 1        |
| 20       | 92-0754  | Ring - Retaining  | 1        |
| 21       | 92-0673  | Gear - 14T        | 1        |
| 22       | 92-0650  | Bearing - Ball    | 1        |
| 23       | 92-0665  | Key - Synchro     | 6        |
| 24       | 92-0822  | Gear - 28T        | 1        |
| 25       | 92-0679  | Gear - 23T        | 1        |
| 26       | 92-0680  | Collar            | 1        |
| 27       | 92-0823  | Gear - 43T        | 1        |
| 28       | 92-0674  | Shaft - Reduction | 1        |
| 29       | 92-0682  | Washer - Thrust   | 1        |
| 30       | 92-0681  | Bearing - Needle  | 2        |
| 31       | 92-0677  | Gear - 49T        | 1        |
| 32       | 92-0819  | Gear - 40T        | 1        |
| 33       | 92-0782  | Bearing - Needle  | 1        |

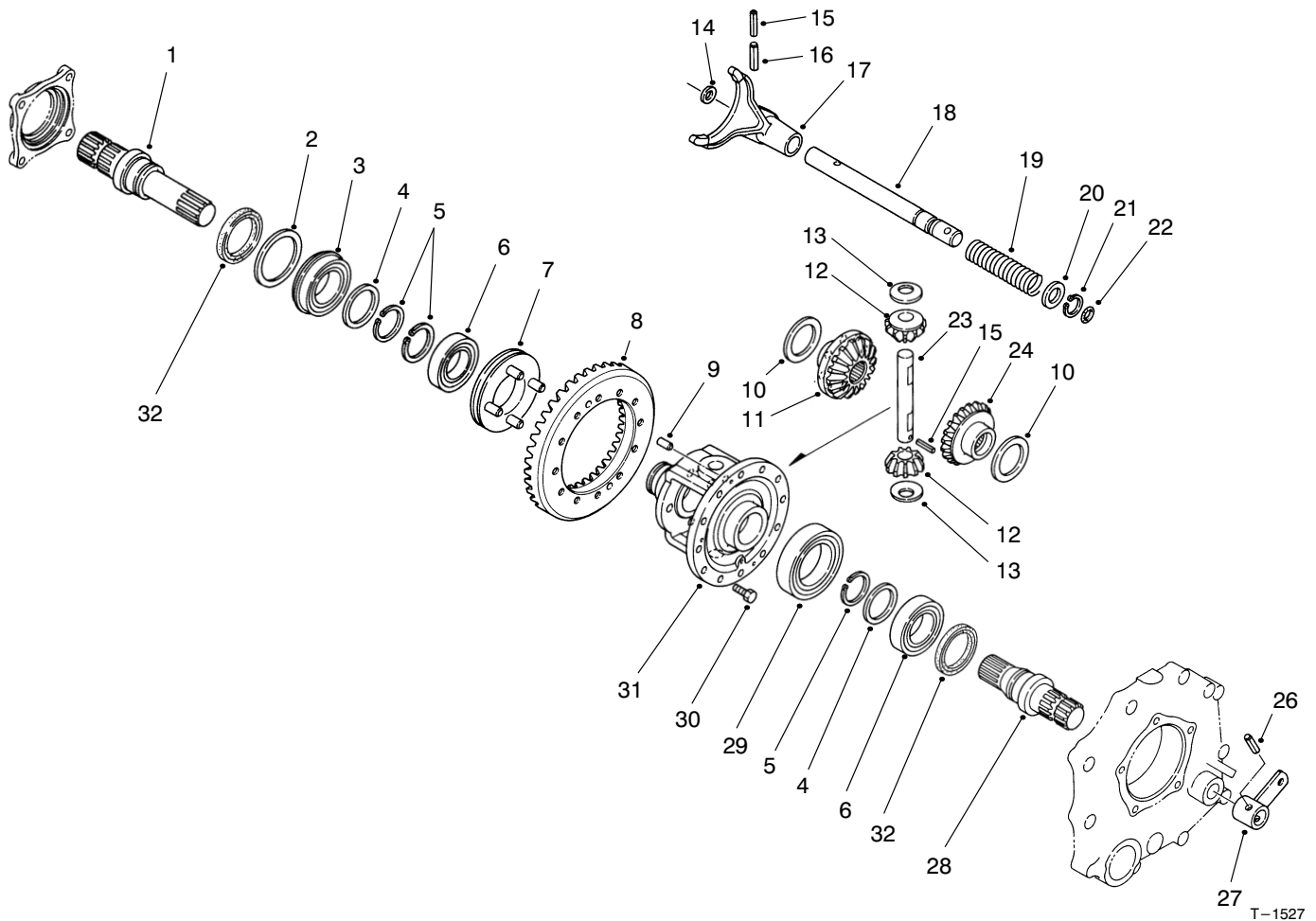


T-1530

## SHIFT FORK ASSEMBLY

| Ref. No. | Part No. | Description          | No. Used |
|----------|----------|----------------------|----------|
| 1        | 92-0785  | Ball                 | 3        |
| 2        | 92-0731  | Spring - Compression | 3        |
| 3        | 92-0700  | Fork - Shift R-1     | 1        |
| 4        | 92-0769  | Pin - Spring         | 2        |
| 5        | 92-0817  | Arm - Shift Fork 2-3 | 1        |
| 6        | 92-0701  | Fork - Shift 2-3     | 1        |
| 7        | 92-0699  | Shaft - Fork 2-3     | 1        |
| 8        | 92-0732  | Plate - Keeper       | 3        |
| 9        | 48-7700  | Screw - Cap Hex. Hd. | 3        |

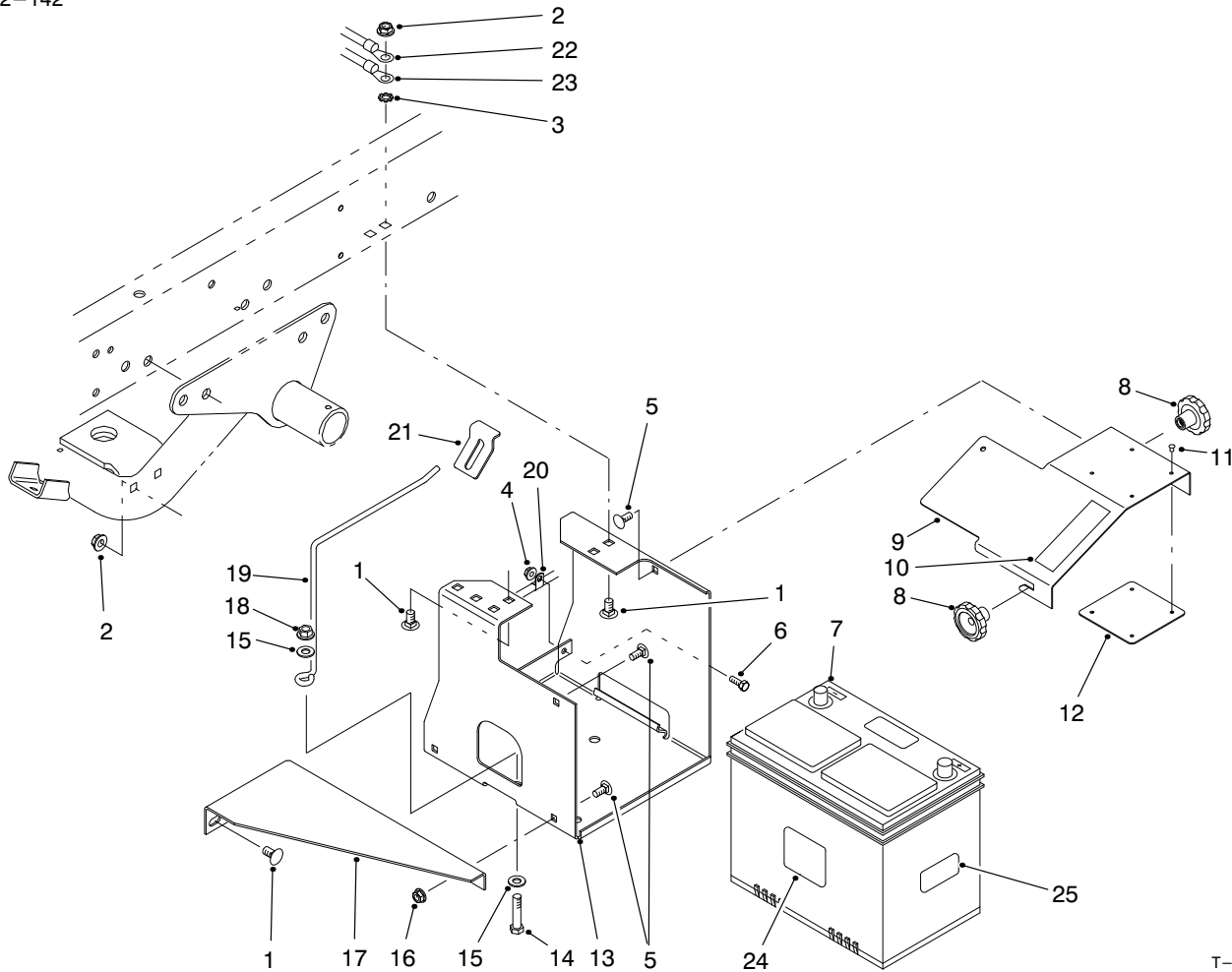
| Ref. No. | Part No. | Description            | No. Used |
|----------|----------|------------------------|----------|
| 10       | 92-0729  | Seal - Oil             | 3        |
| 14       | 92-0698  | Shaft - Fork R-1       | 1        |
| 15       | 92-0816  | Arm - Shift Fork R-1   | 1        |
| 16       | 92-0708  | Shaft - Fork Hi-Lo     | 1        |
| 17       | 92-0709  | Fork - Shift Hi-Lo     | 1        |
| 18       | 92-0761  | Ring - Retaining       | 1        |
| 19       | 92-0818  | Arm - Shift Fork Hi-Lo | 1        |
| 20       | 92-0705  | Lock - Spindle         | 1        |
| 21       | 42-9850  | Washer - Lock          | 3        |



## DIFFERENTIAL GEAR ASSEMBLY

| Ref. No. | Part No. | Description                                 | No. Used |
|----------|----------|---|----------|
| 1        | 92-0726  | Shaft - Axle R.H.                           | 1        |
| 2        | 92-0728  | Washer                                      | 1        |
| 3        | 92-0780  | Bearing - Ball                              | 1        |
| 4        | 92-0727  | Washer                                      | 2        |
| 5        | 92-0756  | Ring - Retaining                            | 3        |
| 6        | 92-0775  | Bearing - Ball                              | 2        |
| 7        | 92-0730  | Slider - Differential Lock                  | 1        |
| 8        | 92-0710  | Ring Gear Assembly<br>(Incl. Counter Shaft) | 1        |
| 9        | 92-0765  | Pin - Alignment                             | 2        |
| 10       | 92-0747  | Washer - Thrust                             | 2        |
| 11       | 92-0746  | Gear - Side R.H.                            | 1        |
| 12       | 92-0748  | Gear - Pinion                               | 2        |
| 13       | 92-0750  | Washer                                      | 2        |
| 14       | 92-0744  | Washer                                      | 1        |
| 15       | 92-0768  | Pin - Spring                                | 2        |

| Ref. No. | Part No. | Description              | No. Used |
|----------|----------|--------------------------|----------|
| 16       | 92-0771  | Pin - Spring             | 1        |
| 17       | 92-0721  | Fork - Differential Lock | 1        |
| 18       | 92-0722  | Shaft - Lock Fork        | 1        |
| 19       | 92-0723  | Spring - Compression     | 1        |
| 20       | 92-0733  | Washer                   | 1        |
| 21       | 92-0753  | Ring - Retaining         | 1        |
| 22       | 92-0787  | O-Ring                   | 1        |
| 23       | 92-0749  | Shaft - Pinion           | 1        |
| 24       | 92-0745  | Gear - Side L.H.         | 1        |
| 26       | 92-0770  | Pin - Spring             | 1        |
| 27       | 92-0724  | Arm - Differential Lock  | 1        |
| 28       | 92-0725  | Shaft - Axle L.H.        | 1        |
| 29       | 92-0776  | Bearing - Ball           | 1        |
| 30       | 92-0803  | Screw - Hex. Flange Hd.  | 12       |
| 31       | 92-0720  | Case - Differential      | 1        |
| 32       | 92-0793  | Seal - Oil               | 2        |

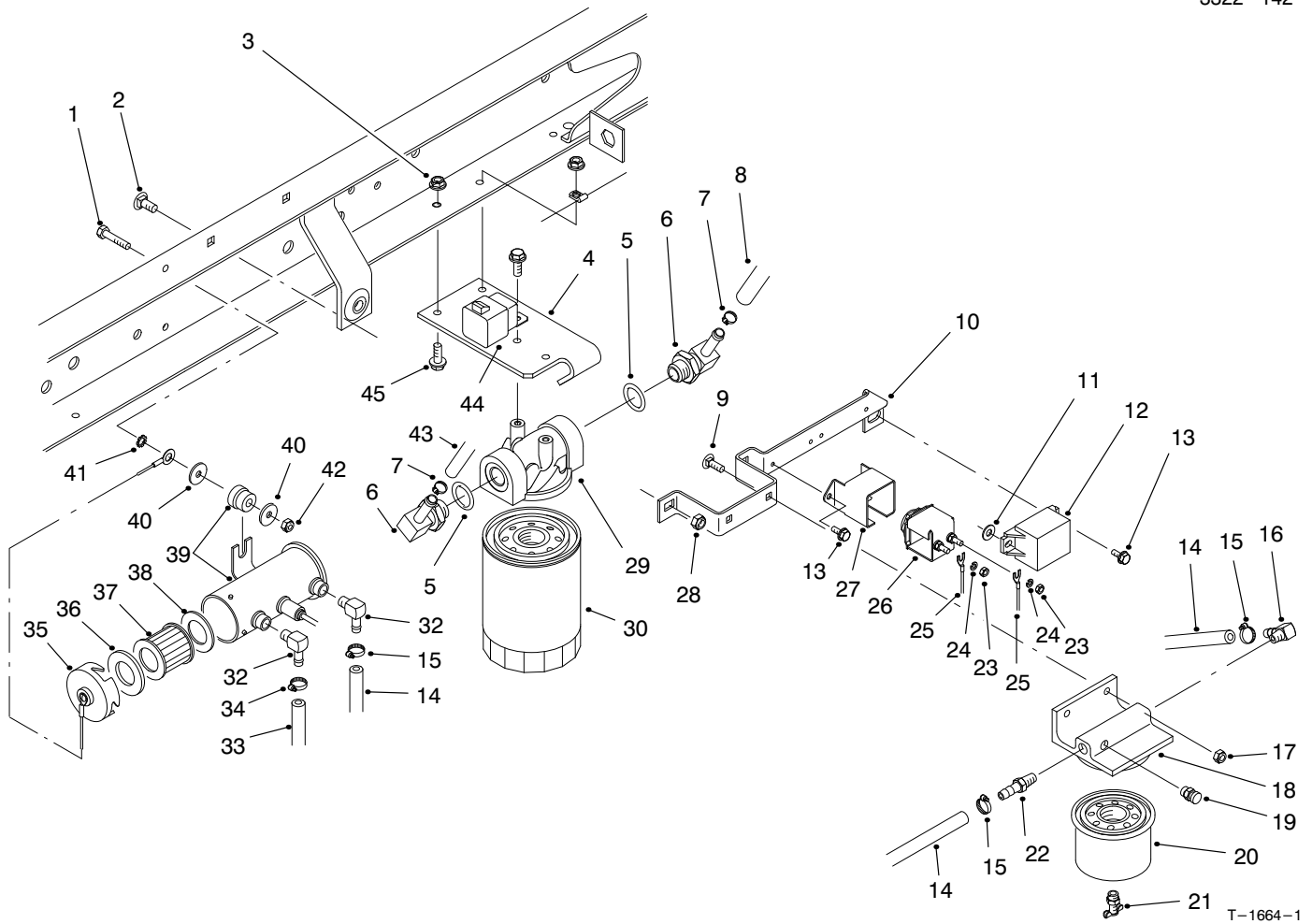


T-2014-1

## BATTERY MOUNT ASSEMBLY

| Ref. No. | Part No. | Description              | No. Used |
|----------|----------|--------------------------|----------|
| 1        | 3231-21  | Bolt - Carriage          | 6        |
| 2        | 3290-357 | Nut - Flange Lock        | 6        |
| 3        | 3255-9   | Washer - Lock ETLW       | 1        |
| 4        | 32128-33 | Nut - Flange Lock        | 1        |
| 5        | 3230-23  | Bolt - Carriage          | 4        |
| 6        | 321-4    | Screw - Cap Hex. Hd.     | 1        |
| 7        | 63-9230  | Battery                  | 1        |
| 8        | 19-4050  | Knob                     | 2        |
| 9        | 87-5130  | Cover - Battery Base     | 1        |
| 10       | 36-3400  | Decal - No Step          | 1        |
| 10       | 93-6687  | Decal - No Step (Europe) | 1        |
| 10       | 84-2780  | Decal - No Step (Japan)  | 1        |
| 11       | 3296-27  | Rivet - Plastic          | 4        |
| 12       | 87-7620  | Shield - Plastic         | 1        |

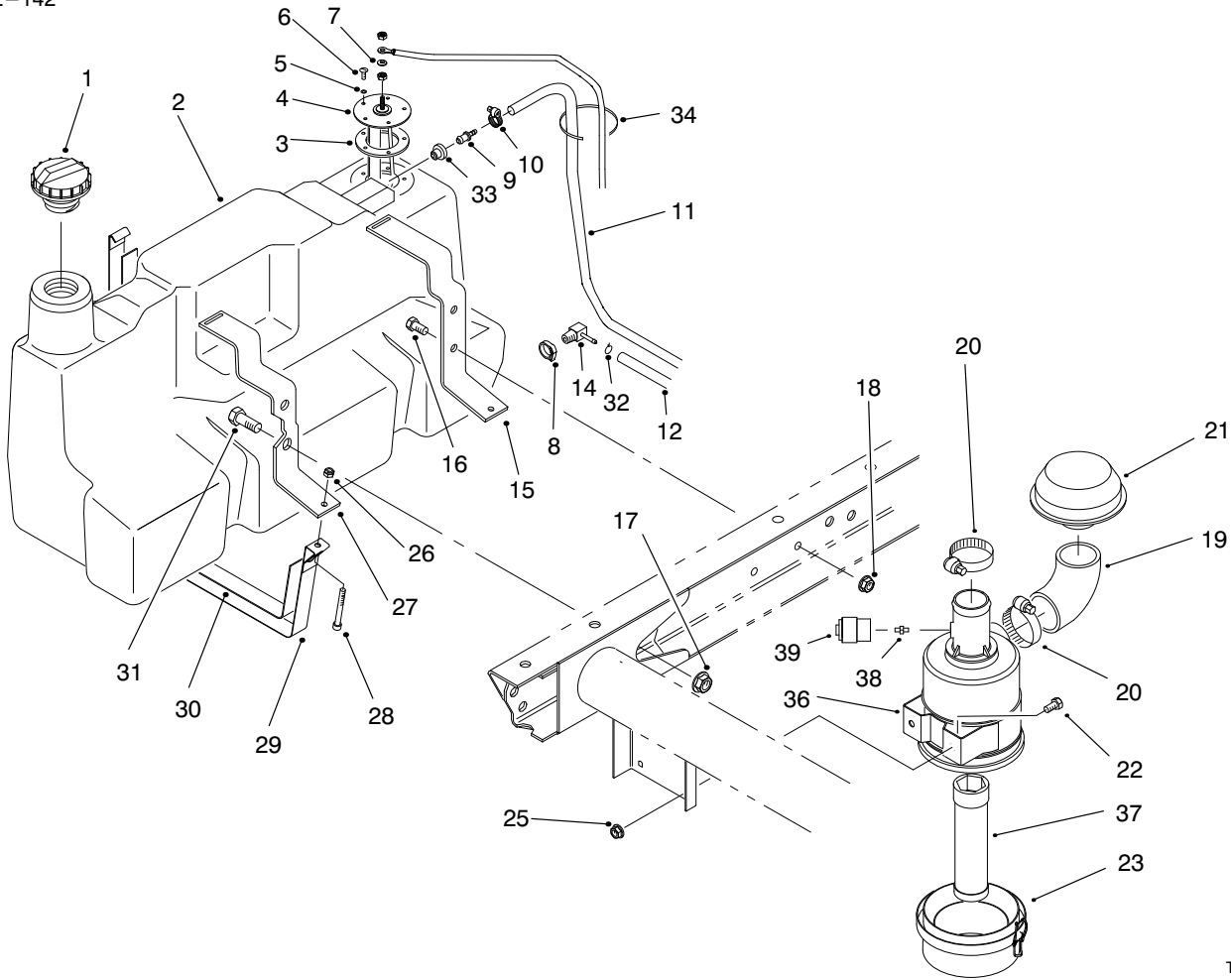
| Ref. No. | Part No. | Description               | No. Used |
|----------|----------|---------------------------|----------|
| 13       | 87-5120  | Bracket - Battery Base    | 1        |
| 14       | 323-9    | Screw - Cap Hex. Hd.      | 1        |
| 15       | 3256-24  | Washer - Flat             | 2        |
| 16       | 32128-20 | Nut - Flange Lock         | 2        |
| 17       | 87-5110  | Support - Lower           | 1        |
| 18       | 3296-39  | Nut - Flange Lock         | 1        |
| 19       | 87-7600  | Rod - Battery Support     | 1        |
| 20       | 2412-89  | Clamp - R                 | 1        |
| 21       | 87-7610  | Tab - Battery Support     | 1        |
| 22       | 99-1114  | Harness - Wire Rear       | 1        |
| 23       | 87-3080  | Cable - Battery Neg.      | 1        |
| 24       | 93-6668  | Decal - Charging (Europe) | 1        |
| 25       | 93-7276  | Decal - Danger (Europe)   | 1        |



## FUEL FILTER, FUEL PUMP & RELAY MOUNTING

| Ref. No. | Part No. | Description                                | No. Used |
|----------|----------|--|----------|
| 1        | 48-7650  | Screw - Cap Hex. Hd.                       | 2        |
| 2        | 3230-23  | Bolt - Carriage                            | 2        |
| 3        | 32128-33 | Nut - Flange Lock                          | 1        |
| 4        | 87-7040  | Bracket - Oil Filter                       | 1        |
| 5        | 237-79   | Seal - O-Ring                              | 2        |
| 6        | 354-134  | Fitting - Hydraulic 90°<br>(Incl. Ref. #5) | 2        |
| 7        | 2412-36  | Clamp - Hose                               | 2        |
| 8        | 87-5730  | Hose - Hydraulic                           | 1        |
| 9        | 3229-25  | Nut - Lock                                 | 2        |
| 10       | 87-7380  | Bracket - Relay/Indicator                  | 1        |
| 11       | 3256-22  | Washer - Flat                              | 1        |
| 12       | 66-8800  | Relay                                      | 1        |
| 13       | 12-5450  | Screw - Hex. Hd.                           | 4        |
| 14       | 27-5360  | Hose - Fuel                                | 2        |
| 15       | 2412-108 | Clamp - Hose                               | 3        |
| 16       | 353-707  | Fitting - 90° Barb                         | 1        |
| 17       | 3296-42  | Nut - Lock                                 | 2        |
| 18       | 63-8280  | Head - Filter                              | 1        |
| 19       | 63-8290  | Vent - Air                                 | 1        |
| 20       | 63-8300  | Element - Filter                           | 1        |
| 21       | 63-8310  | Drain - Filter                             | 1        |
| 22       | 353-783  | Fitting - Straight                         | 1        |
| 23       | 43-5970  | Nut  | 2        |
| 24       | 48-8000  | Washer - Lock                              | 2        |

| Ref. No. | Part No. | Description  | No. Used |
|----------|----------|--|----------|
| 25       | 99-1114  | Harness - Wire   | 1        |
| 26       | 66-8700  | Glow Plug Indicator Assy.<br>(Incl. Ref. #23, 24 & 27) | 1        |
| 27       | 70-8560  | Retainer - Indicator                                   | 1        |
| 28       | 3296-29  | Nut - Lock   | 2        |
| 29       | 87-8780  | Head - Oil Filter                                      | 1        |
| 30       | 54-0110  | Element - Oil Filter                                   | 1        |
| 32       | 46-3710  | Fitting - 90°  | 2        |
| 33       | 63-9640  | Hose - Fuel Tank to Pump                               | 1        |
| 34       | 92-2379  | Clamp - Hose   | 1        |
| 35       | 43-2580  | Magnet   | 1        |
| 36       | 43-2560  | Gasket   | 1        |
| 37       | 43-2550  | Filter   | 1        |
| 38       | 43-2570  | Gasket   | 1        |
| 39       | 53-8150  | Fuel Pump Assembly<br>(Incl. Ref. #35-38)              | 1        |
| 40       | 3256-67  | Washer - Flat  | 3        |
| 41       | 3255-7   | Washer - ETLW  | 1        |
| 42       | 49-7810  | Nut - Lock   | 2        |
| 43       | 87-4920  | Hose - Hydraulic<br>(Model 07205)                      | 1        |
| 43       | 94-5255  | Hose - Hydraulic<br>(Model 07205TC)                    | 1        |
| 44       | 70-1480  | Relay - S.P.D.T.                                       | 1        |
| 45       | 3234-4   | Screw - Hex. Flange Hd.                                | 4        |

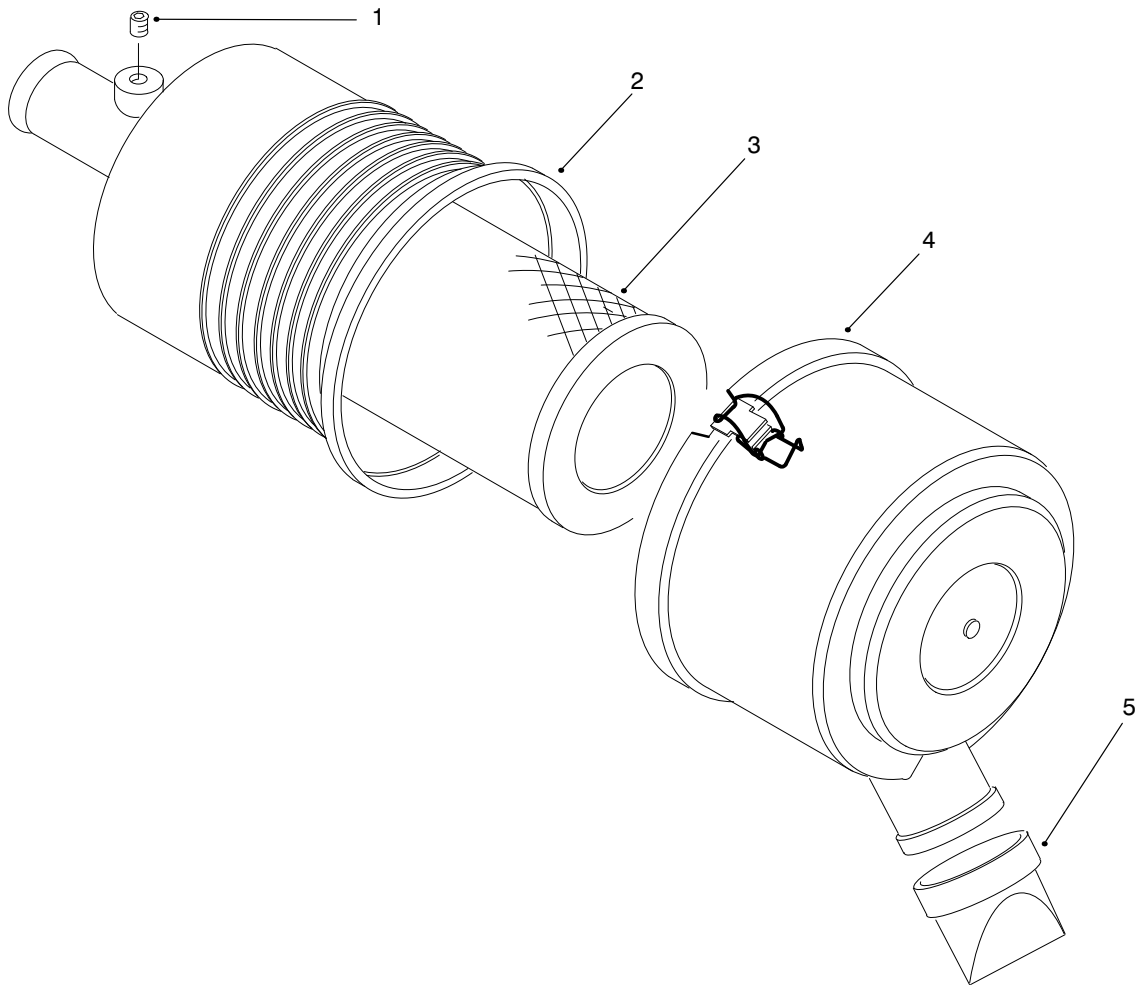


T-1665-6

## FUEL TANK & AIR CLEANER ASSEMBLY

| Ref. No. | Part No. | Description                                       | No. Used |
|----------|----------|---|----------|
| 1        | 93-3102  | Cap - Fuel  | 1        |
| 2        | 98-2915  | Fuel Tank Assembly<br>(Incl. Ref. #8, 9, 14 & 33) | 1        |
| 3        | 62-7650  | Gasket - Sending Unit                             | 1        |
| 4        | 63-7640  | Unit - Sending                                    | 1        |
| 5        | 3253-15  | Washer - Lock                                     | 5        |
| 6        | 32122-24 | Screw - Round Hd.                                 | 5        |
| 7        | 5-3637   | Washer - Flat                                     | 1        |
| 8        | 2412-36  | Clamp   | 1        |
| 9        | 98-2952  | Fitting - Straight                                | 1        |
| 10       | 2412-108 | Clamp - Hose                                      | 1        |
| 11       | 98-2945  | Hose - Fuel                                       | 1        |
| 12       | 63-9640  | Hose - Fuel                                       | 1        |
| 14       | 353-781  | Fitting - Fuel 90°                                | 1        |
| 15       | 87-3140  | Support - Rear                                    | 1        |
| 16       | 323-4    | Screw - Cap Hex. Hd.                              | 2        |
| 17       | 32128-23 | Nut - Flange                                      | 2        |
| 18       | 3290-357 | Nut - Flange                                      | 2        |
| 19       | 94-5248  | Elbow - Air Intake                                | 1        |
| 20       | 2412-92  | Clamp - Hose                                      | 2        |

| Ref. No. | Part No. | Description                            | No. Used |
|----------|----------|--|----------|
| 21       | 46-7510  | Hood - Inlet, Air                      | 1        |
| 22       | 322-2    | Screw - Cap Hex. Hd.                   | 2        |
| 23       | 95-5805  | Air Cleaner Assembly                   | 1        |
| 25       | 32128-20 | Nut - Flange Lock                      | 2        |
| 26       | 3296-42  | Nut - Lock                             | 2        |
| 27       | 87-3150  | Support - Front                        | 1        |
| 28       | 3274-54  | Screw - Hex. Socket Hd.                | 2        |
| 29       | 87-3160  | Strap - Tank Support                   | 2        |
| 30       | 87-3170  | Pad - Tank Support Strap               | 2        |
| 31       | 3234-38  | Screw - Cap Hex. Hd.                   | 2        |
| 32       | 92-2379  | Clamp - Hose                           | 1        |
| 33       | 46-6560  | Bushing                                | 1        |
| 34       | 3290-378 | Cable - Tie                            | 1        |
| 36       | 93-2191  | Mounting Band Assembly                 | 1        |
| 37       | 98-2982  | Filter - Element, Safety<br>(Optional) | 1        |
| 38       | 94-1416  | Asm - Adapter, Indicator<br>(Optional) | 1        |
| 39       | 93-9164  | Indicator - Service<br>(Optional)      | 1        |



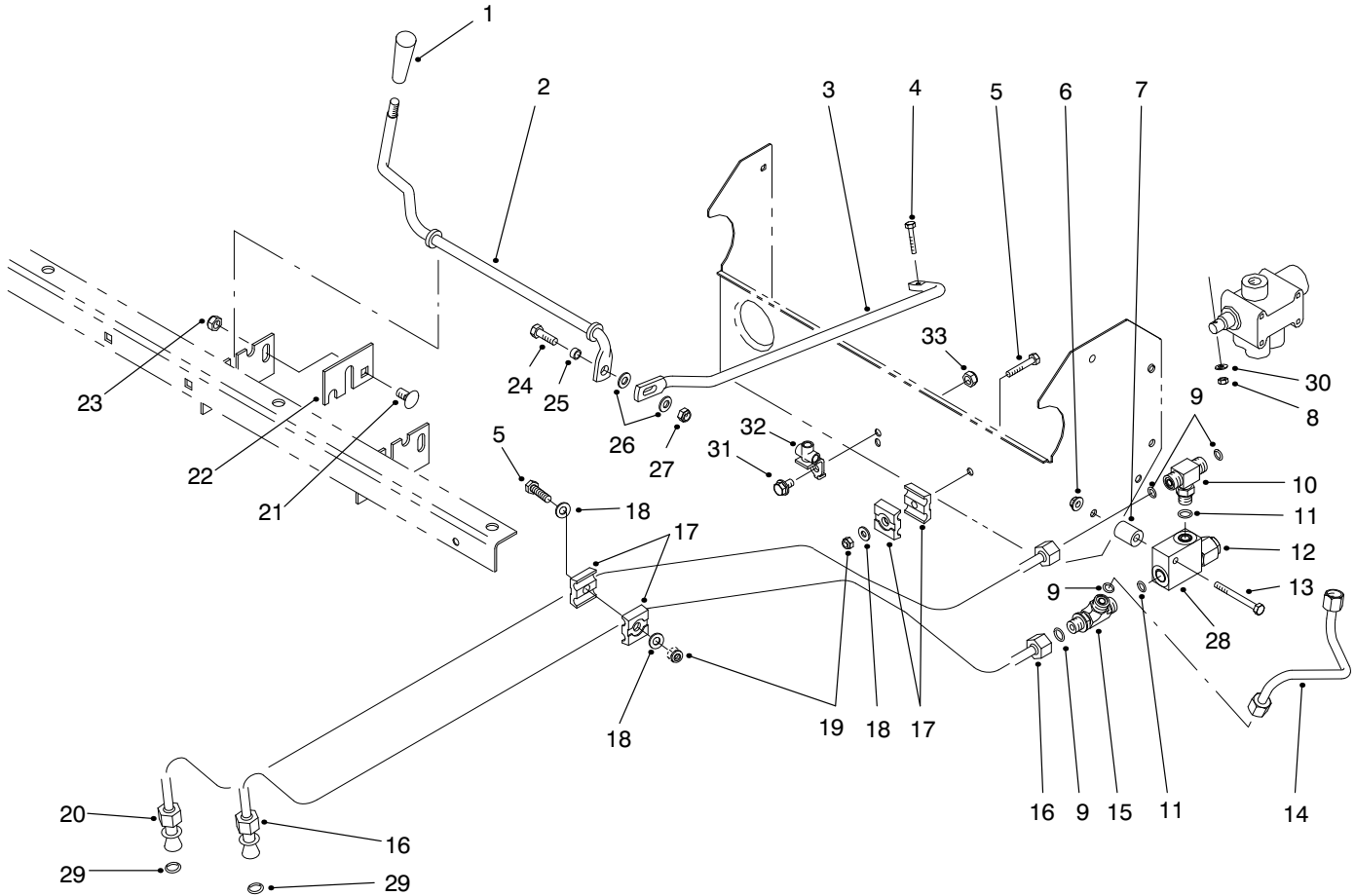
T-2607-2

### AIR CLEANER ASSEMBLY NO. 95-5805

| Ref. No. | Part No. | Description                         | No. Used |
|----------|----------|-------------------------------------|----------|
| 1        | 285-17   | Plug                                | 1        |
| 2        |          | Assembly - Body                     | 1        |
| 3        | 93-2195  | Element - Air Cleaner               | 1        |
| *        | 98-2982  | Element - Filter, Safety (Optional) | 1        |

| Ref. No. | Part No. | Description      | No. Used |
|----------|----------|------------------|----------|
| 4        | 94-3652  | Assembly - Cover | 1        |
| 5        | 94-1414  | Valve - Vacuator | 1        |

\*Not Illustrated



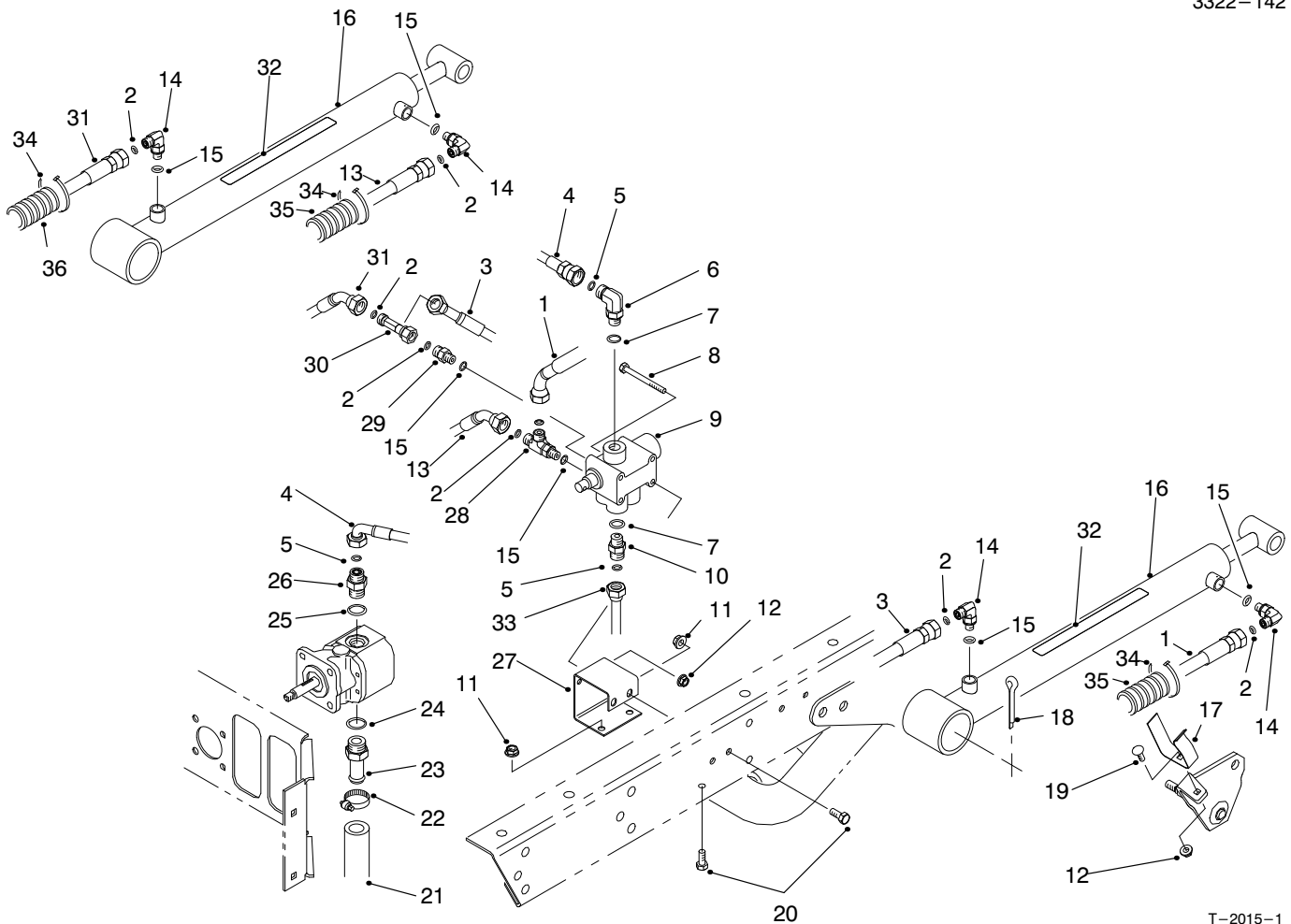
T-1610-1

## LIFT VALVE LINKAGE ASSEMBLY

| Ref. No. | Part No. | Description                                     | No. Used |
|----------|----------|---|----------|
| 1        | 233-39   | Knob  | 1        |
| 2        | 87-4500  | Rod - Pivot                                     | 1        |
| 3        | 87-4510  | Rod - Connecting                                | 1        |
| 4        | 87-5150  | Screw - Cap Hex. Hd.                            | 1        |
| 5        | 321-9    | Screw - Cap Hex. Hd.                            | 2        |
| 6        | 32128-33 | Nut - Flange Lock                               | 1        |
| 7        | 75-9610  | Spacer  | 1        |
| 8        | 87-5140  | Nut - Lock                                      | 1        |
| 9        | 237-22   | Seal - O-Ring                                   | 4        |
| 10       | 340-94   | Fitting - Hydraulic Tee<br>(Incl. Ref. #9 & 11) | 1        |
| 11       | 237-42   | Seal - O-Ring                                   | 2        |
| 12       | 92-2160  | Cartridge - Relief Valve                        | 1        |
| 13       | 321-15   | Screw - Cap Hex. Hd.                            | 1        |
| 14       | 87-4560  | Tube - Hydraulic<br>(Model 07205)               | 1        |
| 15       | 340-86   | Fitting - Hydraulic Tee<br>(Incl. Ref. #9 & 11) | 1        |

| Ref. No. | Part No. | Description                                      | No. Used |
|----------|----------|--|----------|
| 16       | 87-9350  | Hydraulic Tube Assembly<br>(Incl. Ref. #29)      | 1        |
| 17       | 56-7973  | Clamp - Hydraulic Tube                           | 4        |
| 18       | 3256-22  | Washer - Flat                                    | 3        |
| 19       | 3296-42  | Nut - Lock                                       | 2        |
| 20       | 87-4540  | Hydraulic Tube Assembly<br>(Incl. Ref. #29)      | 1        |
| 21       | 3231-21  | Bolt - Carriage                                  | 1        |
| 22       | 87-4490  | Bracket - Hold-Down                              | 1        |
| 23       | 3296-39  | Nut - Lock                                       | 1        |
| 24       | 322-5    | Screw - Cap Hex. Hd.                             | 1        |
| 25       | 87-5080  | Spacer - Connecting                              | 1        |
| 26       | 3256-23  | Washer - Flat                                    | 2        |
| 27       | 3296-29  | Nut - Lock                                       | 1        |
| 28       | 92-2161  | Body - Relief Valve                              | 1        |
| 29       | 39-7310  | Seal - O-Ring                                    | 2        |
| 30       | 3256-14  | Washer - Flat                                    | 1        |
| *        | 87-3680  | Assembly - Relief Valve<br>(Incl. Ref. #12 & 28) | 1        |

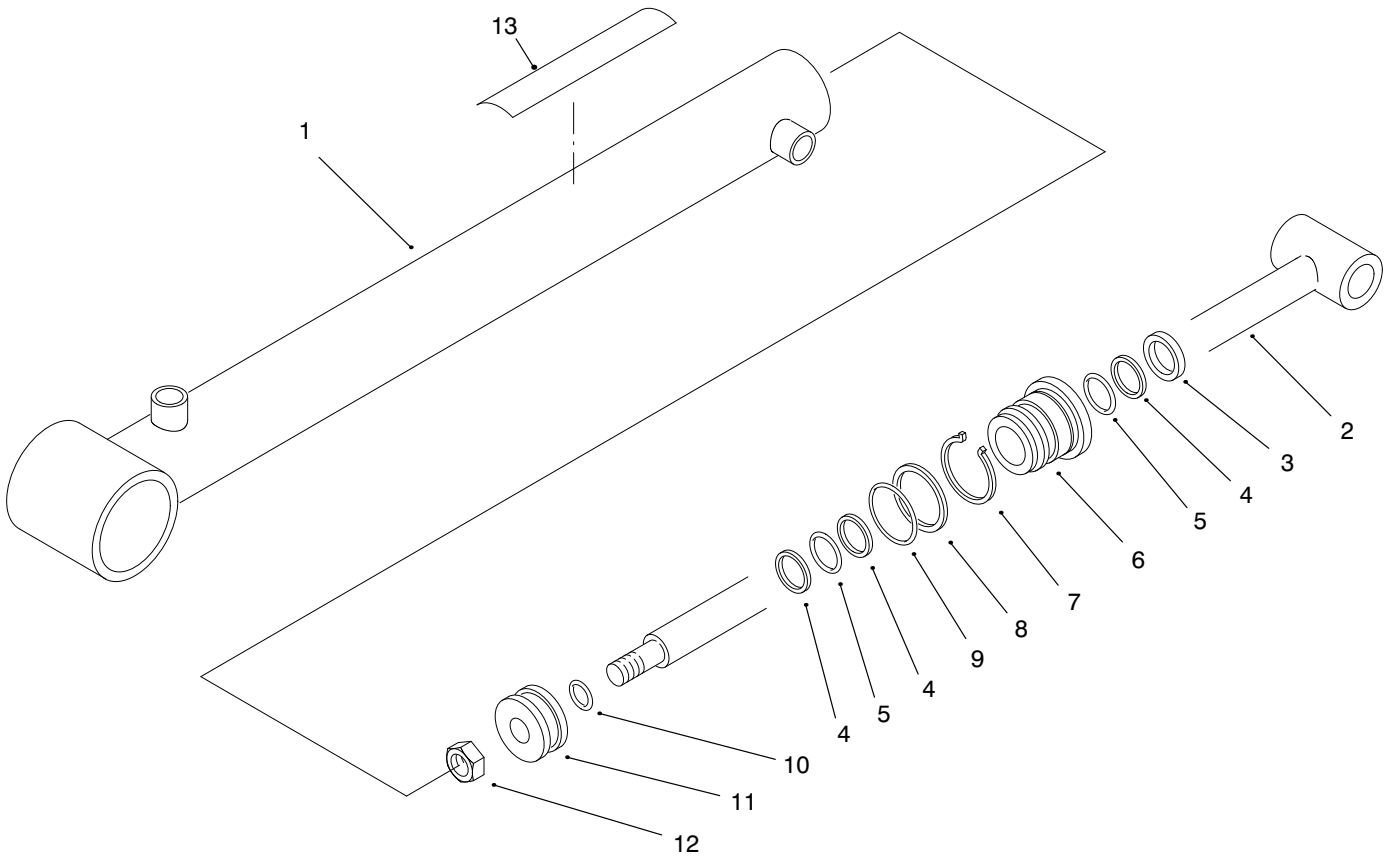
\*Not Illustrated



T-2015-1

## LIFT VALVE & CYLINDER ASSEMBLY

| Ref. No. | Part No. | Description  | No. Used | Ref. No. | Part No. | Description                                       | No. Used |
|----------|----------|--|----------|----------|----------|---|----------|
| 1        | 92-2697  | Hose - Hydraulic LH                                  | 1        | 17       | 87-3720  | Retainer - Cylinder                               | 2        |
| 2        | 237-21   | Seal - O-Ring  | 6        | 18       | 3272-37  | Pin - Cotter                                      | 2        |
| 3        | 87-4880  | Hose - Hydraulic LH                                  | 1        | 19       | 3229-1   | Screw - Carriage                                  | 2        |
| 4        | 87-4870  | Hose - Hydraulic (Model 07205)                       | 1        | 20       | 322-3    | Screw - Cap Hex. Hd.                              | 4        |
| 4        | 93-9552  | Hose - Hydraulic (Model 07205TC)                     | 1        | 21       | 87-3670  | Hose - Hydraulic                                  | 1        |
| 5        | 237-22   | Seal - O-Ring  | 3        | 22       | 2412-34  | Clamp   | 1        |
| 6        | 340-77   | Fitting - Hydraulic 90° (Incl. Ref. #5 & 7)          | 1        | 23       | 354-136  | Fitting - Hydraulic Straight (Incl. Ref. #24)     | 1        |
| 7        | 237-42   | Seal - O-Ring  | 2        | 24       | 237-80   | Seal - O-Ring                                     | 1        |
| 8        | 321-14   | Screw - Cap Hex. Hd.                                 | 2        | 25       | 237-79   | Seal - O-Ring                                     | 1        |
| 9        | 43-1950  | Valve  | 1        | 26       | 340-3    | Fitting - Hydraulic Straight (Incl. Ref. #5 & 25) | 1        |
| 10       | 340-2    | Fitting - Straight (Incl. Ref. #5 & 7) (Model 07205) | 1        | 27       | 87-4520  | Bracket - Dump Valve                              | 1        |
| 10       | 340-77   | Fitting - 90° (Incl. Ref. #5 & 7) (Model 07205TC)    | 1        | 28       | 340-140  | Fitting - Hydraulic Tee (Incl. Ref. #2 & 15)      | 1        |
| 11       | 32128-20 | Nut - Flange Head                                    | 4        | 29       | 340-92   | Fitting - Hydraulic Straight (Incl. Ref. #2 & 15) | 1        |
| 12       | 32128-33 | Nut - Flange Head                                    | 4        | 30       | 340-151  | Fitting - Hydraulic Tee (Incl. Ref. #2)           | 1        |
| 13       | 87-4910  | Hose - Hydraulic RH                                  | 1        | 31       | 87-4900  | Hose - Hydraulic RH                               | 1        |
| 14       | 340-132  | Fitting - Hydraulic 90° (Incl. Ref. #2 & 15)         | 4        | 32       | 87-7930  | Decal - Warning                                   | 2        |
| 15       | 237-78   | Seal - O-Ring  | 4        | 32       | 93-9852  | Decal - Warning (Europe)                          | 2        |
| 16       | 94-5203  | Hydraulic Cylinder Assy. (Incl. Ref. #32)            | 2        | 32       | 92-6415  | Decal - Warning (Japan)                           | 2        |
|          |          |  |          | 33       | 87-4560  | Tube - Hydraulic                                  | 1        |
|          |          |  |          | 34       | 3290-378 | Tie - Cable (Europe)                              | 6        |
|          |          |  |          | 35       | 24-7923  | Conduit - Hose (Europe)                           | 2        |
|          |          |  |          | 36       | 24-7922  | Conduit - Hose (Europe)                           | 1        |



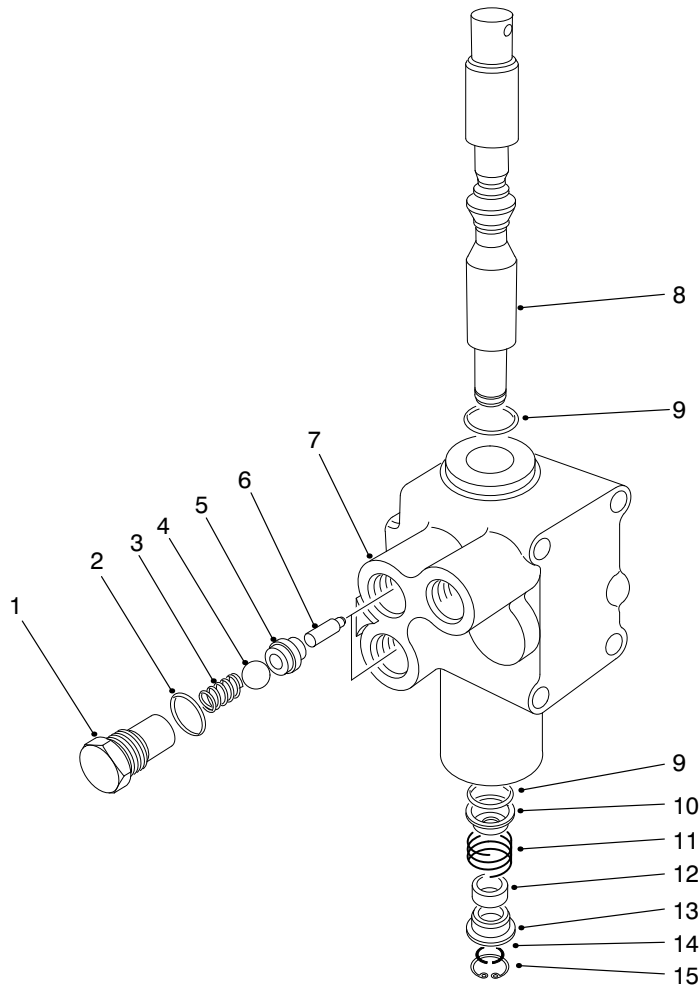
T-2342-1

## LIFT CYLINDER NO. 94-5203

| Ref. No. | Part No. | Description      | No. Used |
|----------|----------|------------------|----------|
| 1        | 94-5206  | Barrel Assembly  | 1        |
| 2        | 94-5207  | Shaft            | 1        |
| 3        |          | Seal - Dust      | 1        |
| 4        |          | Backup           | 3        |
| 5        |          | Seal - O-Ring    | 2        |
| 6        | 92-2162  | Head             | 1        |
| 7        | 84-1680  | Ring - Retaining | 1        |
| 8        |          | Backup           | 1        |

| Ref. No. | Part No. | Description                              | No. Used |
|----------|----------|--|----------|
| 9        |          | Seal - O-Ring                            | 1        |
| 10       |          | Seal - O-Ring                            | 1        |
| 11       | 43-5150  | Piston                                   | 1        |
| 12       | 32152-10 | Nut                                      | 1        |
| 13       | 87-7930  | Decal - Warning                          | 1        |
| *        | 92-2165  | Kit - Repair<br>(Incl. Ref. #3-5 & 8-10) | 1        |

\*Not Illustrated

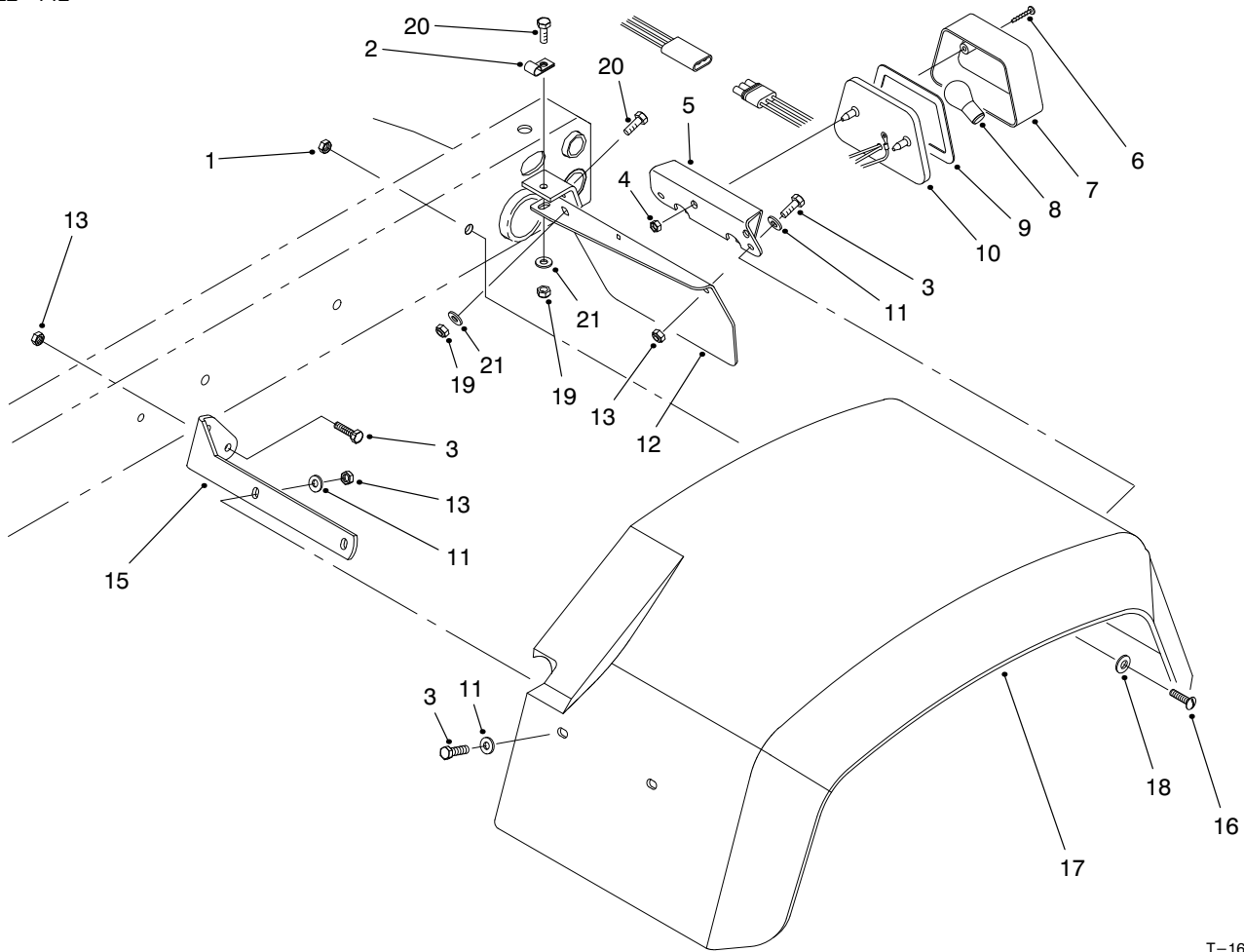


T-0236

## CONTROL VALVE ASSEMBLY NO. 43-1950

| Ref. No. | Part No. | Description      | No. Used |
|----------|----------|------------------|----------|
| 1        | 22-8330  | Plug             | 2        |
| 2        | 237-42   | O-Ring           | 2        |
| 3        | 22-8340  | Spring           | 2        |
| 4        | 22-8350  | Ball             | 2        |
| 5        | 22-8370  | Seat-Check Valve | 2        |
| 6        | 22-8360  | Pin - Cam        | 2        |
| 7        |          | Body             | 1        |

| Ref. No. | Part No. | Description             | No. Used |
|----------|----------|-------------------------|----------|
| 8        | 22-8420  | Spool                   | 1        |
| 9        | 22-8500  | O-Ring                  | 2        |
| 10       | 22-8380  | Retainer - Spring       | 2        |
| 11       | 22-8410  | Spring                  | 1        |
| 12       | 23-3030  | Spacer                  | 1        |
| 13       | 22-8480  | Ring - Retaining, Spool | 1        |
| 14       | 22-8490  | Ring - Retaining        | 1        |



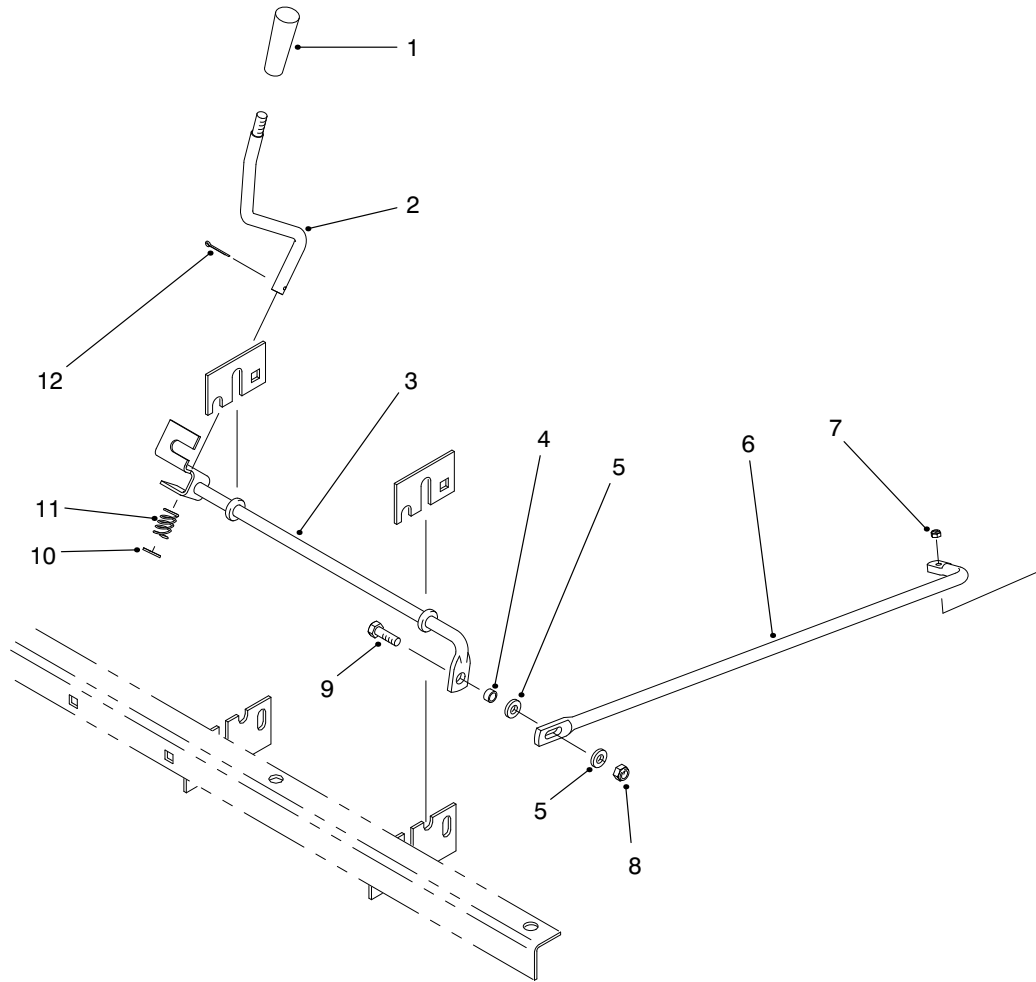
T-1613-1

## REAR FENDER & TAIL LIGHT ASSEMBLY

| Ref. No. | Part No. | Description                              | No. Used |
|----------|----------|--|----------|
| 1        | 3296-39  | Nut - Lock                               | 6        |
| 2        | 2412-93  | Clamp - R                                | 1        |
| 3        | 321-6    | Screw - Cap Hex. Hd.                     | 12       |
| 4        | 3290-506 | Palnut                                   | 2        |
| 5        | 87-5770  | U-Bracket - Tail Light                   | 1        |
| 6        | 32144-93 | Screw - Self Tapping                     | 2        |
| 7        | 87-6300  | Lens                                     | 1        |
| 8        |          | Bulb<br>(#1157 Std. 12 Volt)             | 1        |
| 9        | 87-6310  | Gasket                                   | 1        |
| 10       | 87-2110  | Tail Light Assembly<br>(Incl. Ref. #6-9) | 1        |

| Ref. No. | Part No. | Description               | No. Used |
|----------|----------|---------------------------|----------|
| 11       | 3256-22  | Washer - Flat             | 12       |
| 12       | 93-8943  | Plate - Tail Light LH     | 1        |
| *        | 93-8944  | Plate - Tail Light RH     | 1        |
| 13       | 3296-42  | Nut - Lock                | 16       |
| 15       | 93-8941  | Bracket - Front LH        | 1        |
| *        | 93-8942  | Bracket - Front RH        | 1        |
| 16       | 3274-94  | Screw - Socket Button Hd. | 6        |
| 17       | 87-6660  | Fender - Rear 24"         | 2        |
| 18       | 3256-24  | Washer - Flat             | 6        |
| 19       | 3296-29  | Nut - Lock                | 4        |
| 20       | 322-5    | Screw - Cap Hex. Hd.      | 4        |
| 21       | 3256-23  | Washer - Flat             | 4        |

\*Not Illustrated

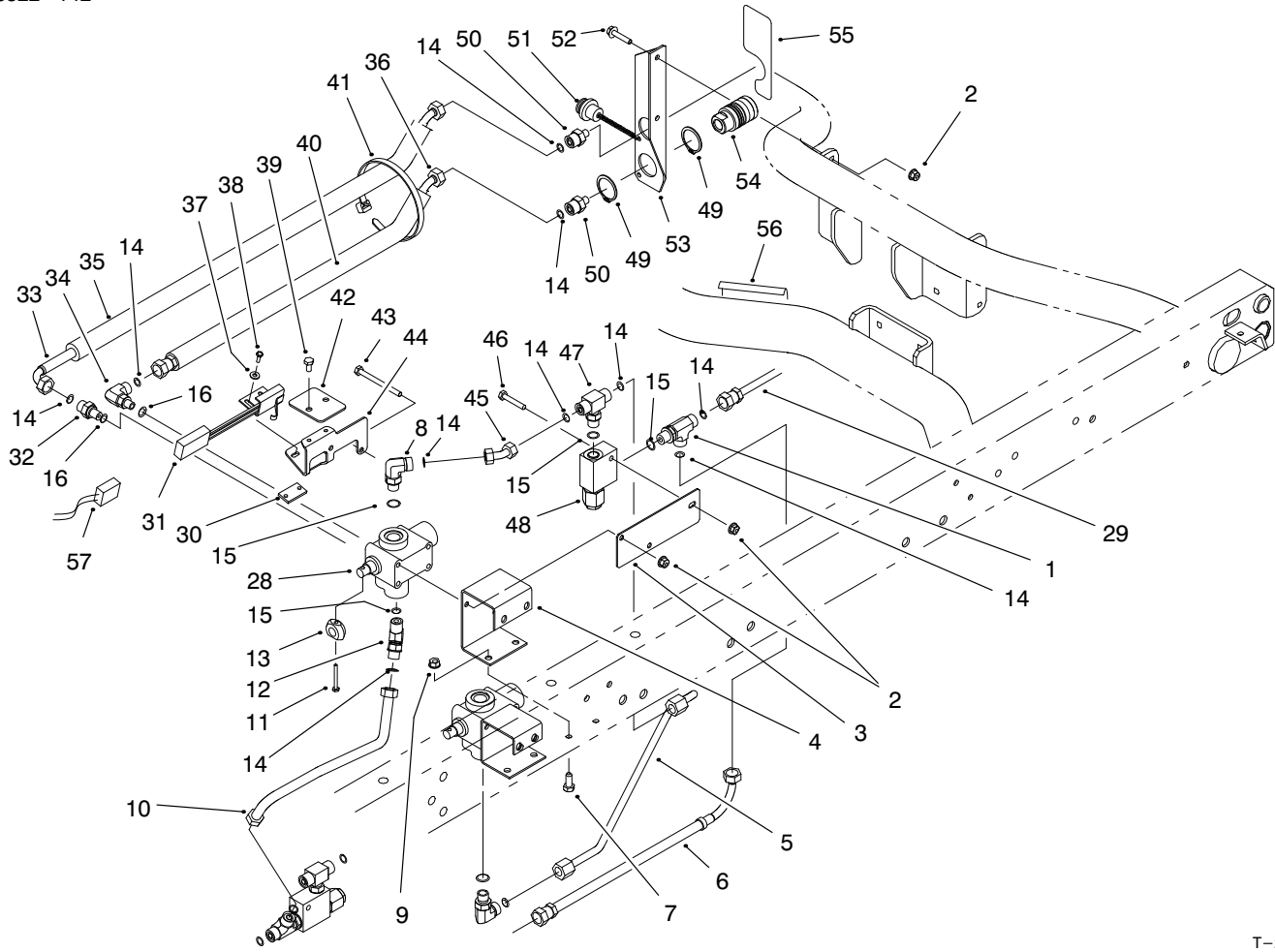


T-2623

## REMOTE HYDRAULICS CONTROL LEVER & LINKAGE (Model 07205TC)

| Ref. No. | Part No. | Description             | No. Used |
|----------|----------|-------------------------|----------|
| 1        | 233-39   | Knob                    | 1        |
| 2        | 87-4580  | Rod - Auxiliary Lever   | 1        |
| 3        | 87-4610  | Rod - Auxiliary         | 1        |
| 4        | 87-5080  | Spacer - Connecting Rod | 1        |
| 5        | 3256-23  | Washer - Flat           | 2        |
| 6        | 93-9536  | Rod - Connecting        | 1        |

| Ref. No. | Part No. | Description          | No. Used |
|----------|----------|----------------------|----------|
| 7        | 3296-2   | Nut - Hex.           | 1        |
| 8        | 3296-29  | Nut - Lock           | 1        |
| 9        | 322-5    | Screw - Cap Hex. Hd. | 1        |
| 10       | 3256-25  | Washer - Flat        | 1        |
| 11       | 66-4850  | Spring - Compression | 1        |
| 12       | 3272-7   | Pin - Cotter         | 1        |

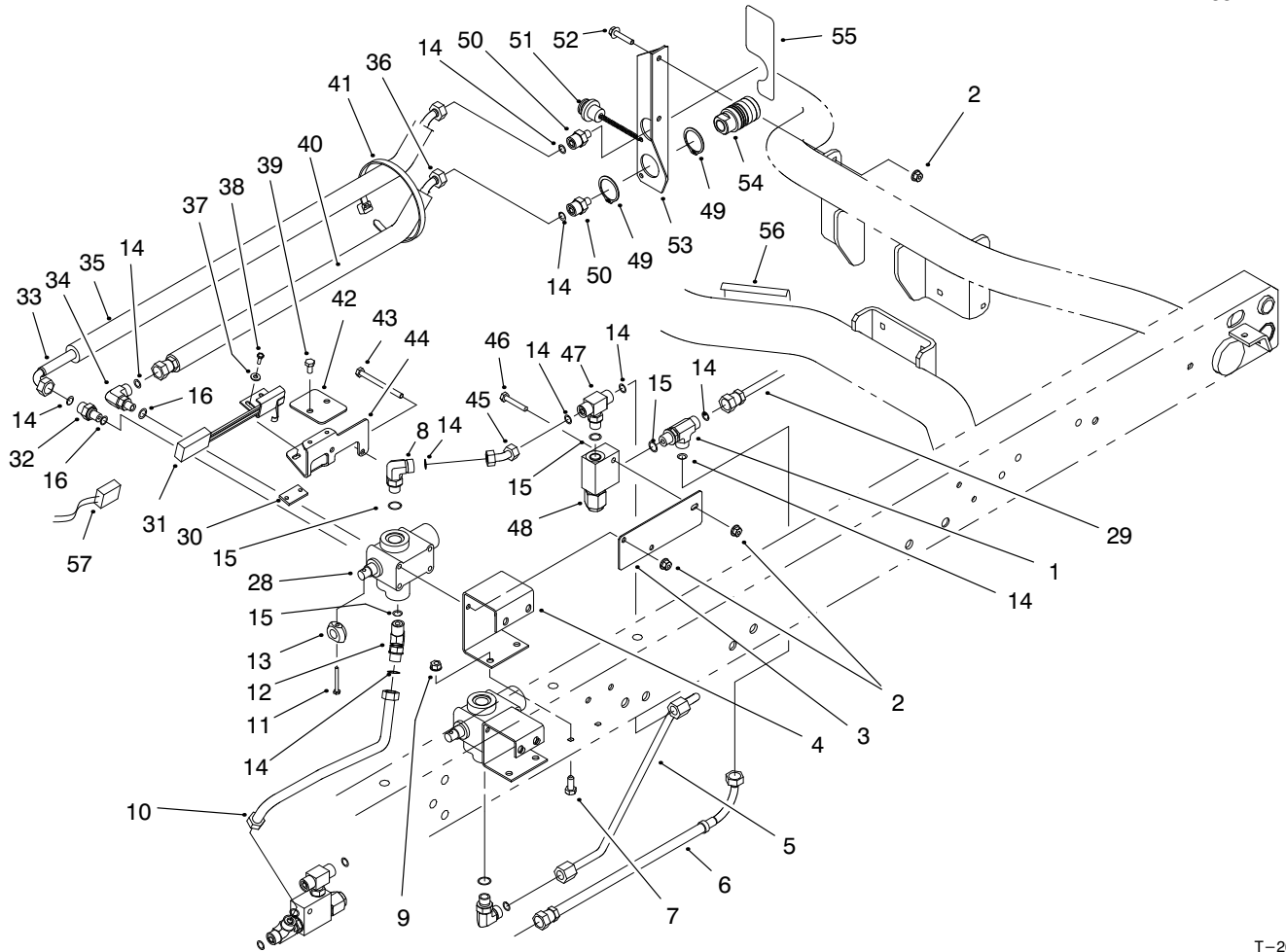


T-2624

## REMOTE HYDRAULICS PLUMBING ASSEMBLY (Model 07205TC)

| Ref. No. | Part No. | Description   | No. Used |
|----------|----------|---|----------|
| 1        | 340-86   | Fitting - Hydraulic Tee<br>(Incl. Ref. #14 & 15)      | 1        |
| 2        | 32128-33 | Nut - Flange Lock                                     | 5        |
| 3        | 92-2623  | Plate - Valve Mount                                   | 1        |
| 4        | 87-4620  | Bracket - Auxiliary Valve                             | 1        |
| 5        | 93-9535  | Hydraulic Tube Assembly                               | 1        |
| 6        | 92-2624  | Hydraulic Hose Assembly                               | 1        |
| 7        | 322-3    | Screw - Cap Hex. Hd.                                  | 4        |
| 8        | 340-77   | Fitting - Hydraulic 90°<br>(Incl. Ref. #14 & 15)      | 2        |
| 9        | 32128-20 | Nut - Lock  | 4        |
| 10       | 92-2622  | Hydraulic Tube Assembly                               | 1        |
| 11       | 32105-5  | Screw   | 1        |
| 12       | 340-87   | Fitting - Hydraulic 45°<br>(Incl. Ref. #14 & 15)      | 1        |
| 13       | 93-9542  | Cam - Switch  | 1        |
| 14       | 237-22   | Seal - O-Ring   | 10       |
| 15       | 237-42   | Seal - O-Ring   | 5        |
| 16       | 237-78   | Seal - O-Ring   | 3        |
| 28       | 43-1710  | Remote Hyds. Valve Assy.                              | 1        |
| 29       | 94-5255  | Hydraulic Hose Assembly                               | 1        |
| 30       | 93-9539  | Strip - Tapped  | 1        |
| 31       | 92-7905  | Switch & Bracket Assembly                             | 1        |
| 32       | 340-88   | Fitting - Hydraulic Straight<br>(Incl. Ref. #14 & 16) | 1        |

| Ref. No. | Part No. | Description                                      | No. Used |
|----------|----------|--|----------|
| 33       | 92-2606  | Hydraulic Hose Assembly                          | 1        |
| 34       | 340-97   | Fitting - Hydraulic 90°<br>(Incl. Ref. #14 & 16) | 1        |
| 35       | 93-9540  | Sleeve - Protective                              | 1        |
| 36       | 92-2605  | Hydraulic Hose Assembly                          | 1        |
| 37       | 3256-14  | Washer - Flat                                    | 2        |
| 38       | 32105-8  | Screw  | 2        |
| 39       | 321-2    | Screw - Hex. Hd.                                 | 2        |
| 40       | 93-9551  | Sleeve - Protective                              | 1        |
| 41       | 3290-378 | Tie - Cable                                      | 6        |
| 42       | 93-9538  | Cover - Switch                                   | 1        |
| 43       | 321-23   | Screw - Hex. Hd.                                 | 2        |
| 44       | 93-9537  | Bracket - Switch Mounting                        | 1        |
| 45       | 92-2620  | Hydraulic Tube Assembly                          | 1        |
| 46       | 321-9    | Screw - Hex. Hd.                                 | 1        |
| 47       | 340-94   | Fitting - Hydraulic Tee<br>(Incl. Ref. #14 & 15) | 1        |
| 48       | 92-2625  | Relief Valve Assembly<br>(1900 psi)              | 1        |
| 49       | 92-2601  | Ring - Retaining                                 | 4        |
| 50       | 340-12   | Fitting - Hydraulic Straight<br>(Incl. Ref. #14) | 2        |
| 51       | 92-2603  | Plug - Dust                                      | 2        |
| 52       | 3234-21  | Screw - Hex. Hd.                                 | 2        |



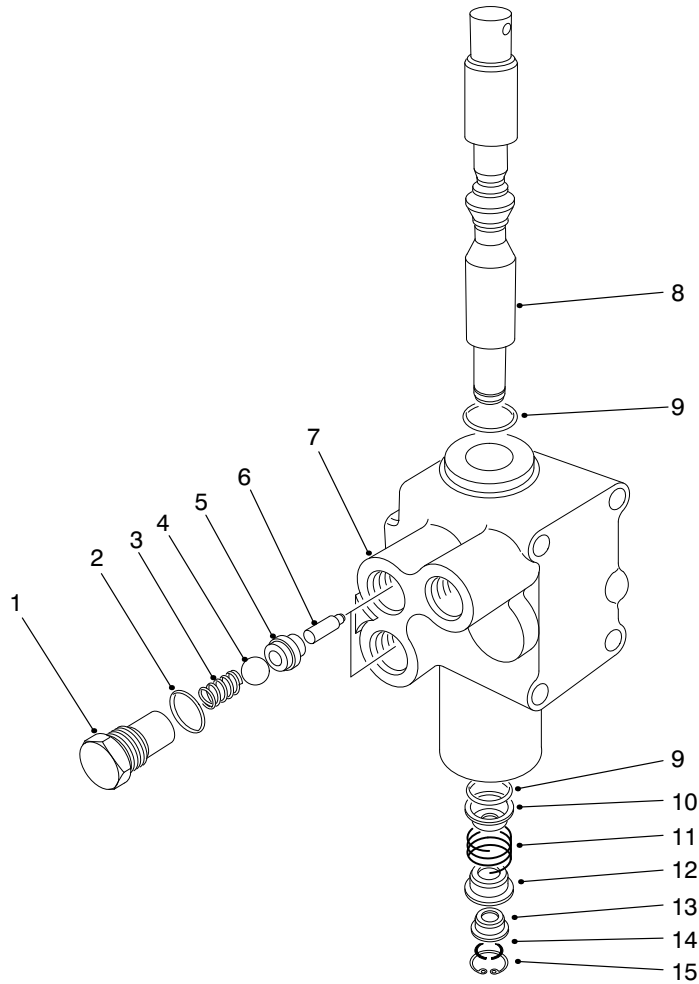
T-2624

## REMOTE HYDRAULICS PLUMBING ASSEMBLY (Model 07205TC) (Continued)

| Ref. No. | Part No. | Description                                    | No. Used |
|----------|----------|--|----------|
| 53       | 92-2771  | Rear Coupler Bracket Assy.<br>(Incl. Ref. #55) | 1        |
| 54       | 92-2602  | Coupling - Hyd. Female                         | 2        |
| 55       | 92-2610  | Decal - Coupler (US)                           | 1        |
| *        | 93-9089  | Decal - Coupler (CE)                           | 1        |
| *        | 92-5339  | Decal - Coupler (JAP)                          | 1        |

| Ref. No. | Part No. | Description           | No. Used |
|----------|----------|-----------------------|----------|
| 56       | 92-2611  | Decal - Caution (US)  | 1        |
| *        | 93-9090  | Decal - Caution (CE)  | 1        |
| *        | 92-5466  | Decal - Caution (JAP) | 1        |
| 57       | 93-9541  | Harness - Wire        | 1        |

\*Not Illustrated



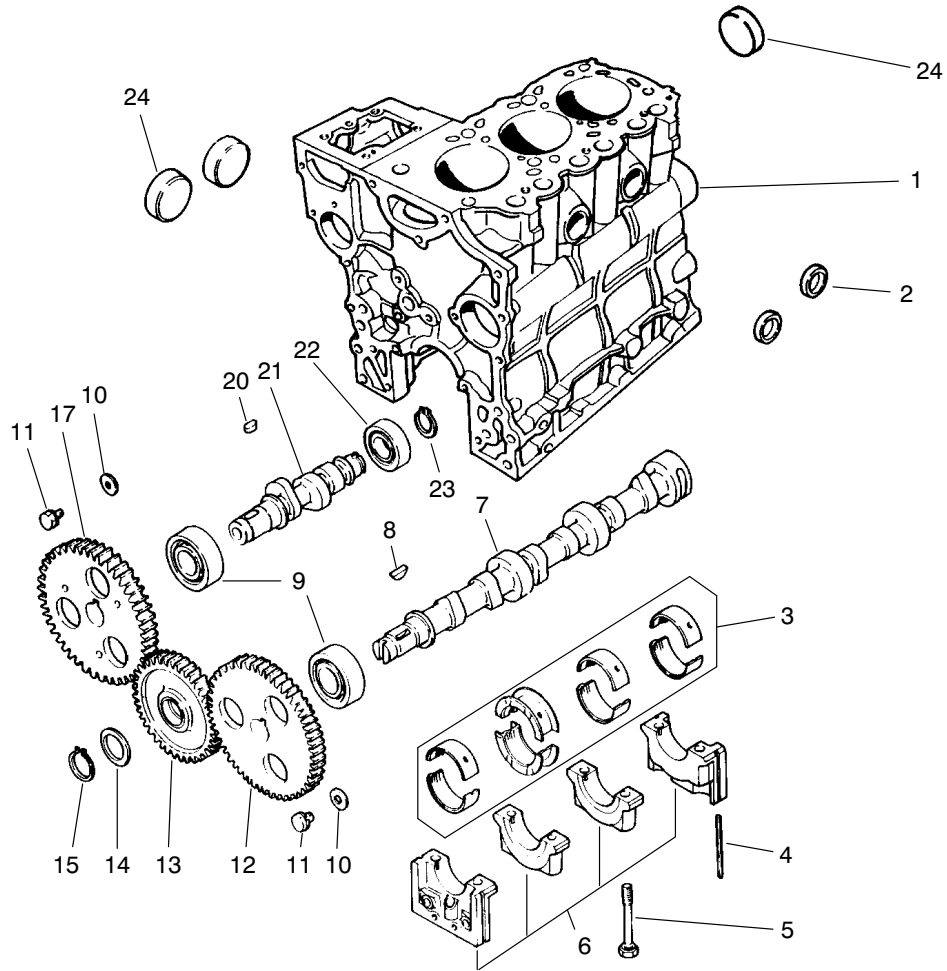
T-0280-1

## REMOTE HYDRAULICS VALVE ASSEMBLY NO. 43-1710

| Ref. No. | Part No. | Description      | No. Used |
|----------|----------|------------------|----------|
| 1        | 22-8330  | Plug             | 2        |
| 2        | 237-42   | O-Ring           | 2        |
| 3        | 22-8340  | Spring           | 2        |
| 4        | 22-8350  | Ball             | 2        |
| 5        | 22-8370  | Seat-Check Valve | 2        |
| 6        | 22-8360  | Pin - Cam        | 2        |
| †7       |          | Body             | 1        |
| 8        | 22-8420  | Spool            | 1        |

| Ref. No. | Part No. | Description             | No. Used |
|----------|----------|-------------------------|----------|
| 9        | 22-8500  | O-Ring                  | 2        |
| 10       | 22-8380  | Retainer - Spring       | 2        |
| 11       | 22-8410  | Spring                  | 1        |
| 12       | 22-8390  | Retainer - Spring       | 1        |
| 13       | 22-8400  | Spacer - Float          | 1        |
| 14       | 22-8480  | Ring - Retaining, Spool | 1        |
| 14       | 22-8490  | Ring - Retaining        | 1        |

†Not Serviced Separately



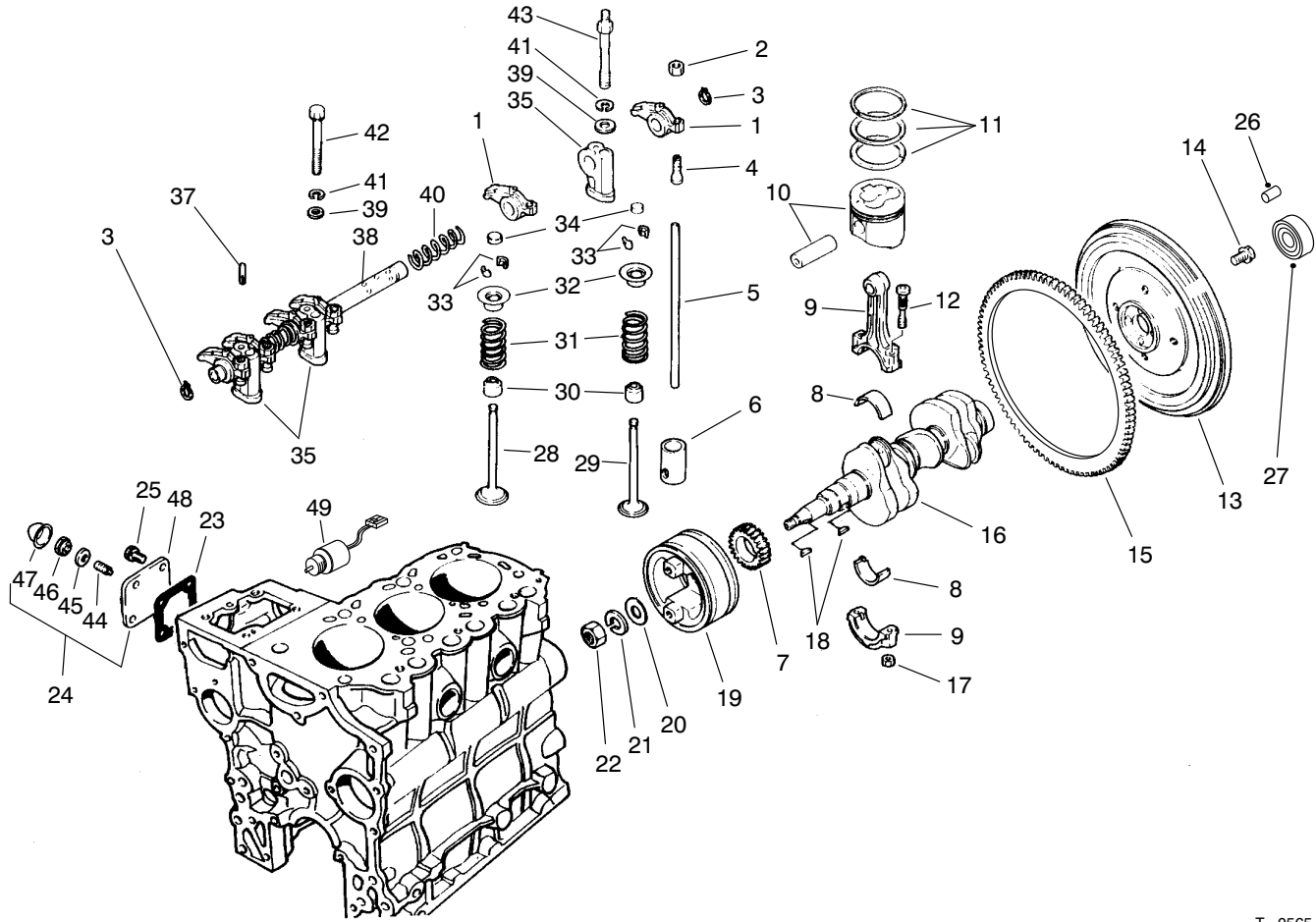
T-0564-1

### CAMSHAFT ASSEMBLY

| Ref. No. | Part No. | Description                                      | No. Used |
|----------|----------|--|----------|
| 1        | 94-1257  | Block Sub-Assembly<br>(Incl. Ref. #2, 5, 6 & 24) | 1        |
| 2        | 42-7080  | Cap  | 2        |
| 3        | 75-4900  | Bearing Set STD                                  | 1        |
| *        | 67-2410  | Bearing Set 0.25                                 | 1        |
| *        | 67-2420  | Bearing Set 0.50                                 | 1        |
| 4        | 67-2200  | Seal   | 4        |
| 5        | 67-2250  | Bolt   | 8        |
| 6        |          | Cap Assembly                                     | 1        |
| 7        | 67-3010  | Cam Shaft  | 1        |
| 8        | 56-0480  | Key - Woodruff                                   | 1        |
| 9        | 67-3030  | Bearing  | 2        |

| Ref. No. | Part No. | Description      | No. Used |
|----------|----------|------------------|----------|
| 10       | 67-3000  | Washer           | 2        |
| 11       | 42-9490  | Bolt w/Washer    | 2        |
| 12       | 92-0827  | Gear             | 1        |
| 13       | 92-0842  | Gear Assembly    | 1        |
| 14       | 92-0839  | Plate            | 1        |
| 15       | 92-0841  | Ring - Retaining | 1        |
| 17       | 92-0840  | Gear             | 1        |
| 20       | 42-7840  | Key              | 1        |
| 21       | 67-3060  | Shaft            | 1        |
| 22       | 67-3050  | Bearing          | 1        |
| 23       | 67-3080  | Ring - Retaining | 1        |
| 24       | 56-0020  | Plug             | 3        |

\*Not Illustrated

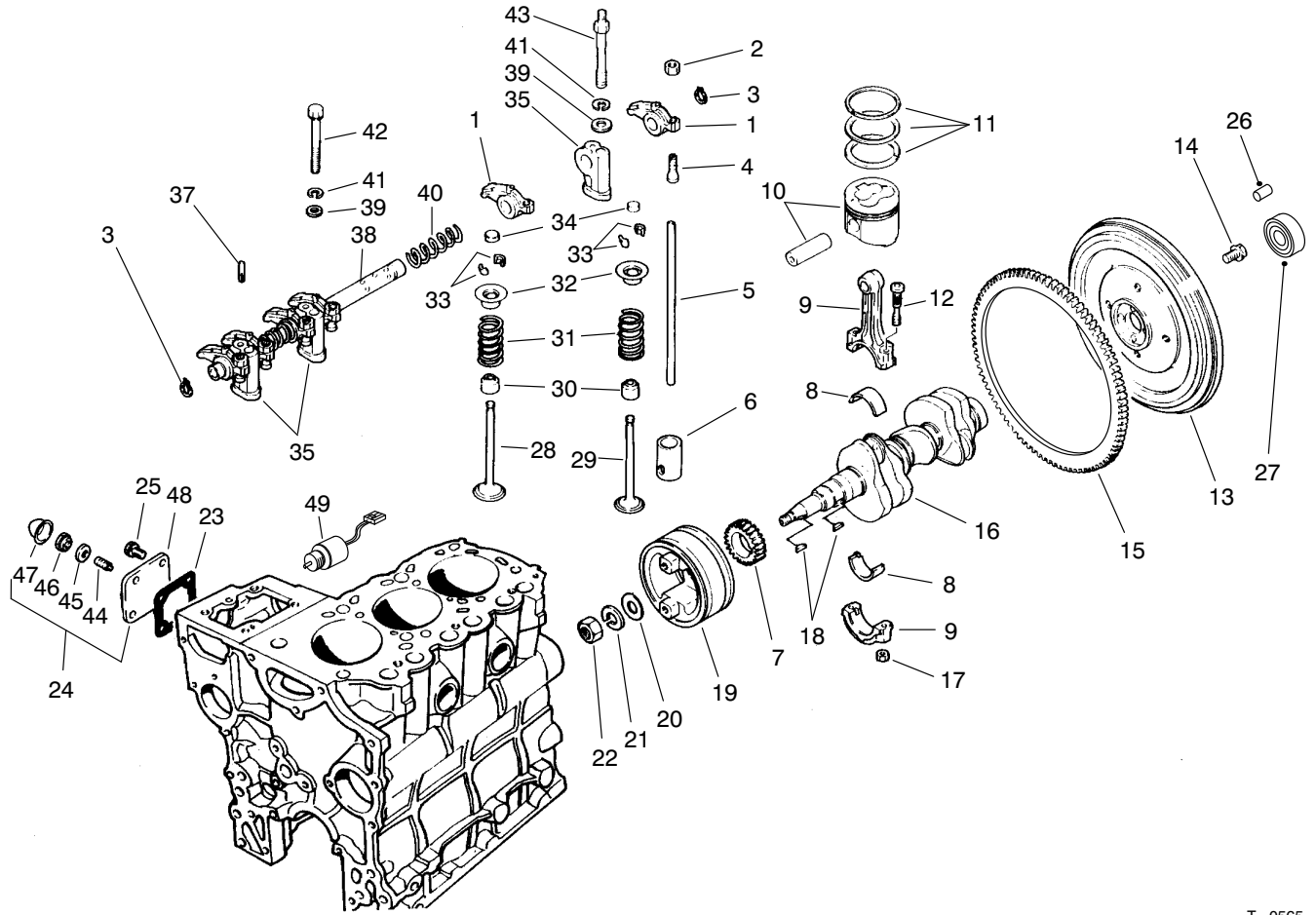


T-0565-1

## VALVES AND CRANKSHAFT ASSEMBLY

| Ref. No. | Part No. | Description                                      | No. Used | Ref. No. | Part No. | Description                           | No. Used |
|----------|----------|--|----------|----------|----------|---------------------------------------|----------|
| 1        | 67-3160  | Arm - Rocker                                     | 6        | 19       | 70-8680  | Pulley - Crankshaft                   | 1        |
| 2        | 67-3230  | Nut - Jam  | 6        | 20       | 67-2950  | Washer                                | 1        |
| 3        | 67-3240  | Ring - Retaining                                 | 2        | 21       | 67-2960  | Washer - Lock                         | 1        |
| 4        | 67-3210  | Screw - Adjusting                                | 6        | 22       | 67-2940  | Nut - Jam                             | 1        |
| 5        | 67-3150  | Rod - Push                                       | 6        | 23       | 67-4310  | Gasket                                | 1        |
| 6        | 67-3120  | Tappet   | 6        | 24       | 75-5110  | Cover Assembly<br>(Incl. Ref. #44-48) | 1        |
| 7        | 92-0835  | Gear   | 1        | 25       | 42-9440  | Bolt W/Washer                         | 4        |
| 8        | 75-5010  | Bearing Set STD                                  | 3        | 26       | 51-5610  | Pin - Dowel                           | 3        |
| *        | 67-2890  | Bearing Set 0.25 US                              | 3        | 27       | 92-1914  | Bearing - Ball                        | 1        |
| *        | 67-2900  | Bearing Set 0.50 US                              | 3        | 28       | 67-3130  | Valve - Intake                        | 3        |
| 9        | 67-2850  | Connecting Rod Assembly<br>(Incl. Ref. #12 & 17) | 3        | 29       | 67-3140  | Valve - Exhaust                       | 3        |
| 10       | 93-8973  | Piston & Pin Set STD                             | 3        | 30       | 42-7870  | Seal                                  | 6        |
| *        | 93-8975  | Piston & Pin Set 0.25 OS                         | 3        | 31       | 67-3110  | Spring                                | 6        |
| *        | 93-8976  | Piston & Pin Set 0.50 OS                         | 3        | 32       | 67-3100  | Retainer                              | 6        |
| 11       | 75-5050  | Ring Set STD                                     | 3        | 33       | 42-7860  | Lock                                  | 12       |
| *        | 75-5060  | Ring Set 0.25 OS                                 | 3        | 34       | 67-3180  | Cap                                   | 6        |
| *        | 75-5070  | Ring Set 0.50 OS                                 | 3        | 35       | 67-3200  | Stay - Rocker                         | 3        |
| 12       | 67-2860  | Bolt   | 6        | 37       | 67-3220  | Pin                                   | 1        |
| 13       | 92-0836  | Flywheel Assembly<br>(Incl. Ref. #15)            | 1        | 38       | 67-3190  | Rocker Shaft Assembly                 | 1        |
| 14       | 67-2990  | Bolt   | 4        | 39       | 42-9660  | Washer                                | 4        |
| 15       | 67-2980  | Gear - Ring                                      | 1        | 40       | 67-3170  | Spring                                | 2        |
| 16       | 92-0845  | Crankshaft                                       | 1        | 41       | 67-3260  | Washer                                | 6        |
| 17       | 42-9590  | Nut  | 6        | 42       | 42-9510  | Bolt                                  | 1        |
| 18       | 56-0480  | Key - Woodruff                                   | 2        | 43       | 67-3250  | Bolt - Rockers Stay                   | 2        |
|          |          |  |          | 44       | 43-3160  | Screw - Adjusting                     | 1        |

\*Not Illustrated

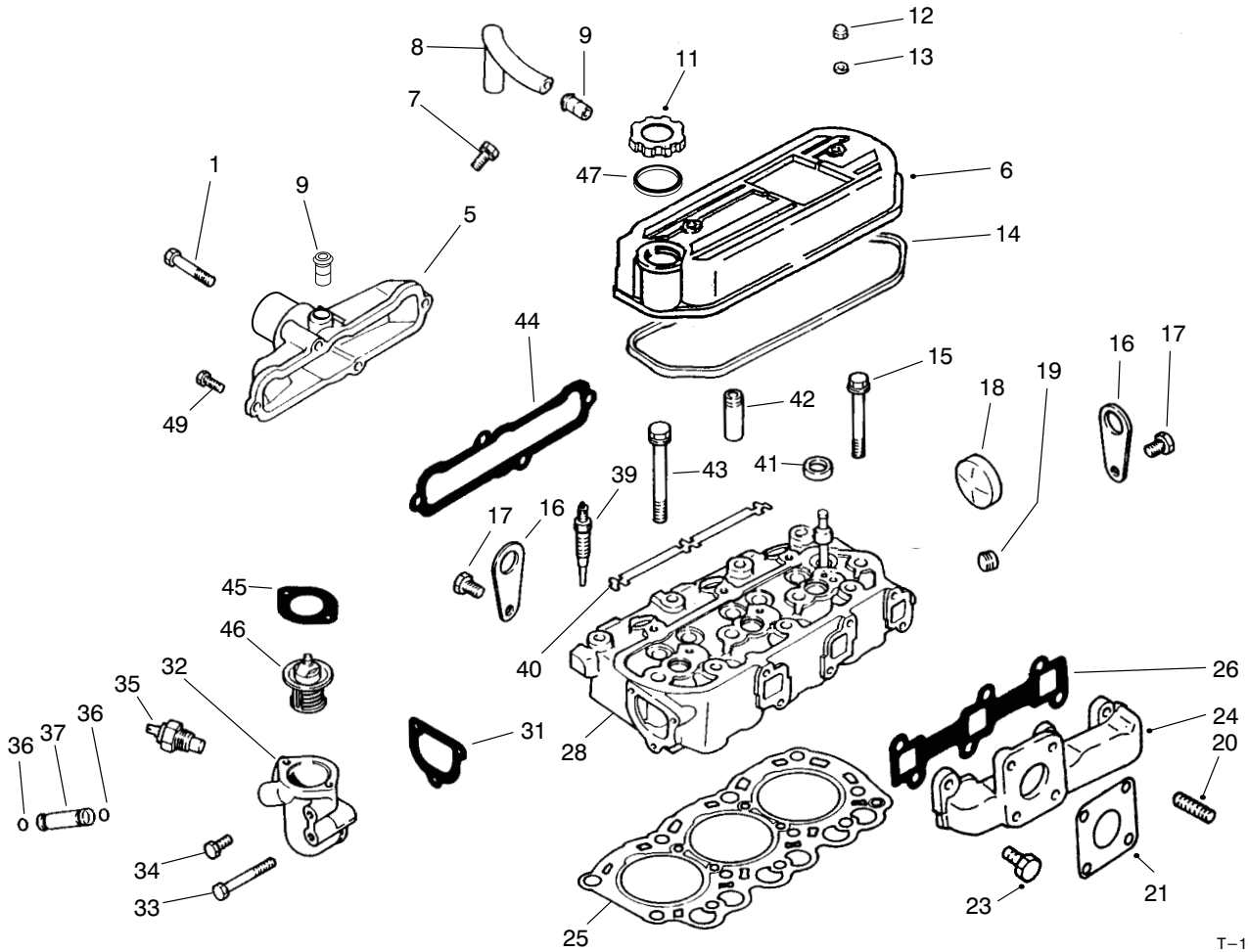


T-0565-1

## VALVES AND CRANKSHAFT ASSEMBLY (Continued)

| Ref. No. | Part No. | Description   | No. Used |
|----------|----------|---------------|----------|
| 45       | 75-5120  | Gasket        | 1        |
| 46       | 43-5960  | Nut - Special | 1        |
| 47       | 43-2820  | Cap - Sealing | 1        |

| Ref. No. | Part No. | Description        | No. Used |
|----------|----------|--------------------|----------|
| 48       | 67-4250  | Cover              | 1        |
| 49       | 63-7440  | Solenoid - Shutoff | 1        |

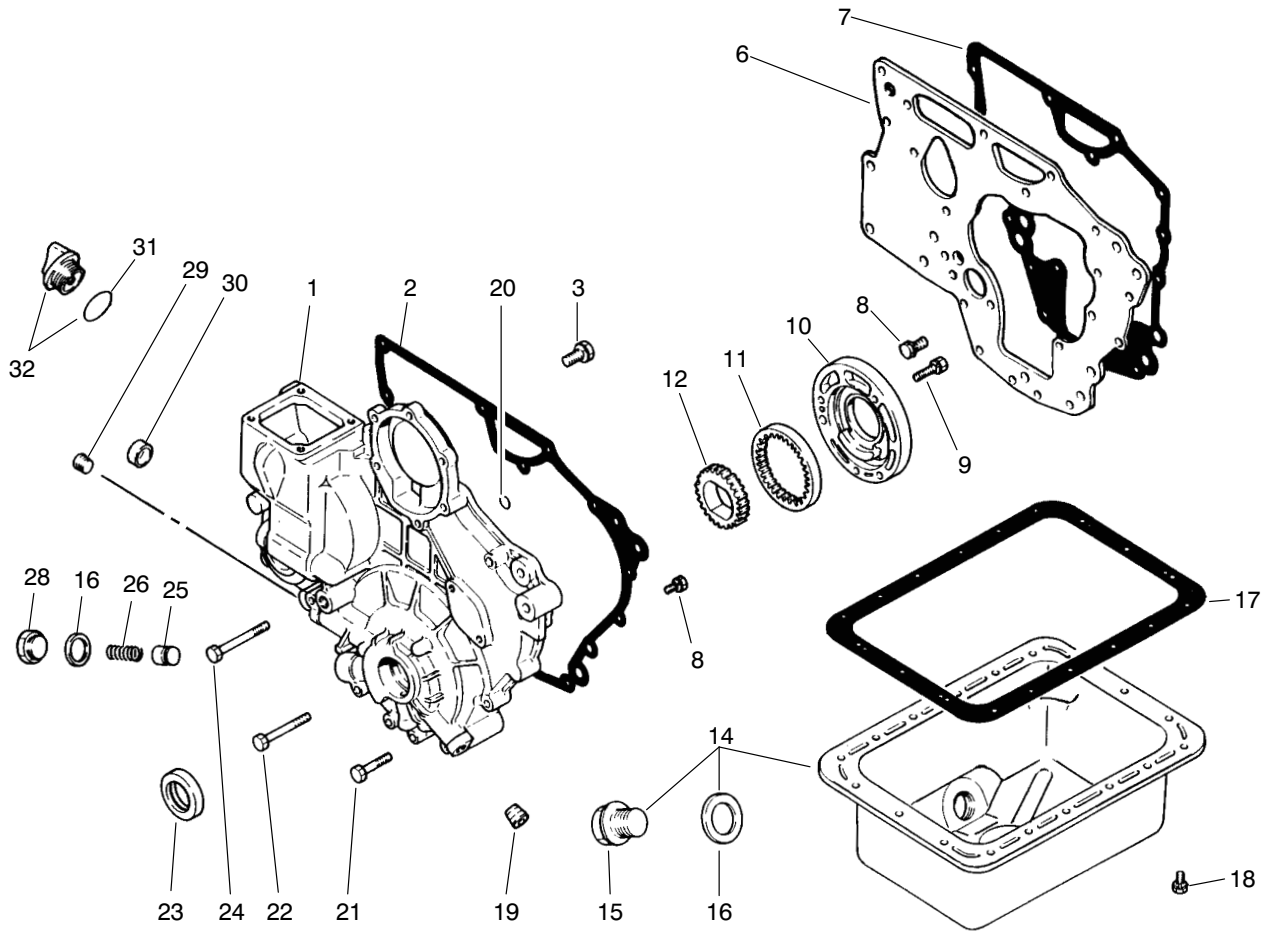


T-1666-1

## CYLINDER HEAD ASSEMBLY

| Ref. No. | Part No. | Description                    | No. Used |
|----------|----------|--------------------------------|----------|
| 1        | 67-4400  | Bolt                           | 2        |
| 5        | 94-3533  | Cover (Intake)                 | 1        |
| 6        | 67-2750  | Cover Assembly (Incl. Ref. #9) | 1        |
| 7        | 42-9430  | Bolt w/Washer                  | 1        |
| 8        | 67-2670  | Hose - Breather                | 1        |
| 9        | 42-7510  | Pipe                           | 2        |
| 11       | 67-2650  | Cap - Oil Filler               | 1        |
| 12       | 67-2770  | Nut - Cap                      | 2        |
| 13       | 67-2780  | Washer                         | 2        |
| 14       | 67-2760  | Gasket                         | 1        |
| 15       | 67-2740  | Bolt - Flange                  | 3        |
| 16       | 67-2680  | Hanger - Engine                | 2        |
| 17       | 67-2340  | Bolt w/Washer                  | 2        |
| 18       | 56-0020  | Plug - Expansion               | 1        |
| 19       | 67-2570  | Plug - Taper                   | 1        |
| 20       | 42-9570  | Stud                           | 4        |
| 21       | 42-9110  | Gasket                         | 1        |
| 23       | 67-4590  | Bolt                           | 6        |
| 24       | 70-8750  | Manifold - Exhaust             | 1        |

| Ref. No. | Part No. | Description                                      | No. Used |
|----------|----------|--|----------|
| 25       | 94-1258  | Gasket - Cylinder Head                           | 1        |
| 26       | 67-4570  | Gasket - Exhaust Manifold                        | 1        |
| 28       | 93-8970  | Cylinder Head Assembly (Incl. Ref. #18, 41 & 42) | 1        |
| 31       | 67-4460  | Gasket (Thermostat Fitting)                      | 1        |
| 32       | 92-0837  | Fitting - Thermostat                             | 1        |
| 33       | 67-4470  | Bolt   | 1        |
| 34       | 67-2330  | Bolt   | 4        |
| 35       | 67-4510  | Gauge Nut - Water Temp.                          | 1        |
| 36       | 43-2710  | O-Ring   | 2        |
| 37       | 67-4480  | Pipe - By-Pass                                   | 1        |
| 39       | 92-0844  | Plug - Glow                                      | 3        |
| 40       | 67-4690  | Plate - Glow Plug                                | 1        |
| 41       | 67-2710  | Cap - Sealing                                    | 3        |
| 42       | 67-2700  | Guide - Valve                                    | 6        |
| 43       | 67-2730  | Bolt   | 8        |
| 44       | 67-4550  | Gasket - Intake Manifold                         | 1        |
| 45       | 93-8974  | Thermostat                                       | 1        |
| 46       | 67-4430  | Gasket - Thermostat                              | 1        |
| 47       | 67-2660  | Seal - O-Ring                                    | 1        |



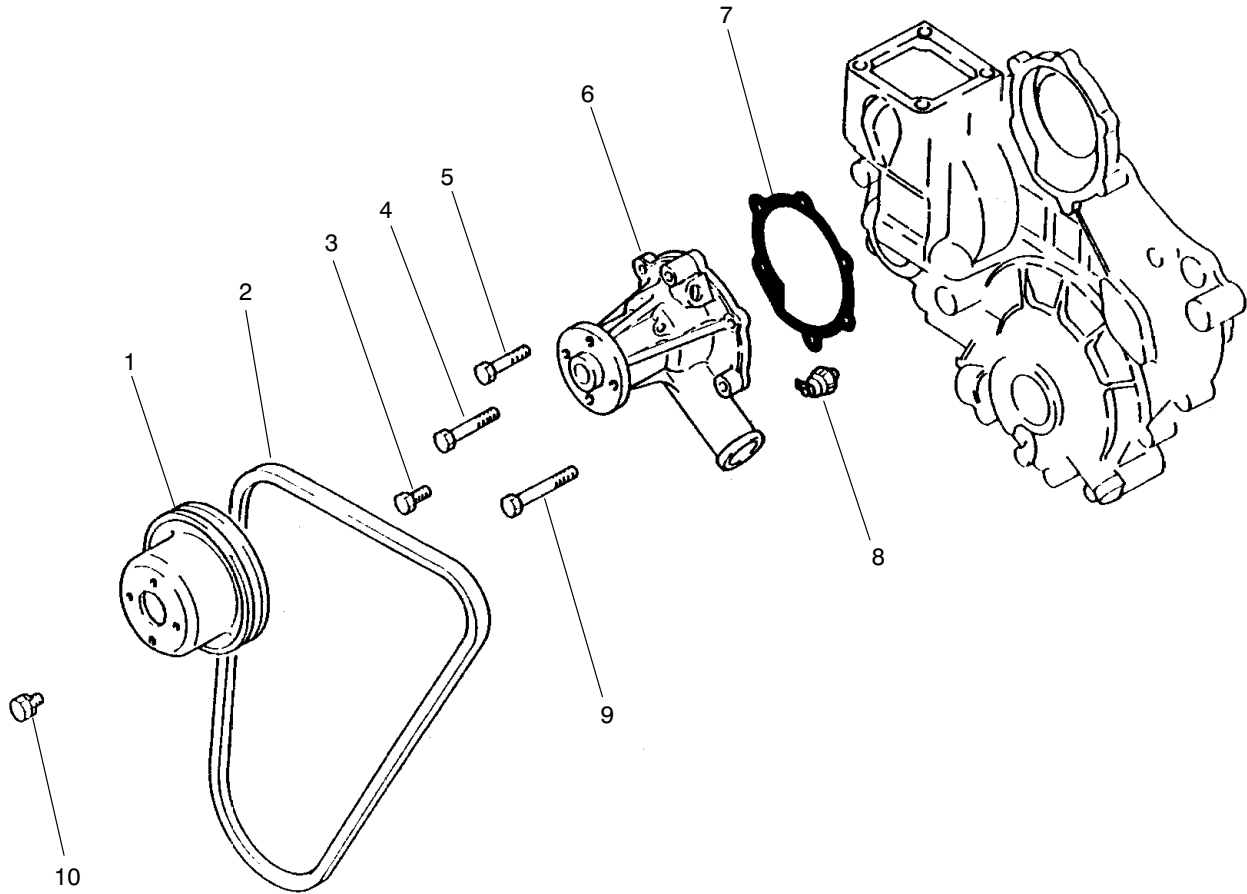
T-0567-1

## CRANKCASE ASSEMBLY

| Ref. No. | Part No. | Description                             | No. Used |
|----------|----------|---|----------|
| 1        | 94-1259  | Case Sub-Assembly                       | 1        |
| 2        | 67-2580  | Gasket - Case                           | 1        |
| 3        | 67-2340  | Bolt w/Washer                           | 3        |
| 6        | 67-2310  | Plate                                   | 1        |
| 7        | 67-2320  | Gasket - Plate                          | 1        |
| 8        | 42-9440  | Bolt w/Washer                           | 11       |
| 9        | 67-2560  | Bolt w/Washer                           | 3        |
| 10       | 67-2550  | Housing - Oil Pump                      | 1        |
| 11       | 67-2540  | Gear - Outer                            | 1        |
| 12       | 67-2530  | Gear - Inner                            | 1        |
| 14       | 75-4910  | Oil Pan Assembly<br>(Incl. Ref. #15-16) | 1        |
| 15       | 42-9260  | Plug                                    | 1        |
| 16       | 42-7290  | Gasket - Oil Drain                      | 2        |
| 17       | 67-2480  | Gasket - Oil Pan                        | 1        |
| 18       | 42-9490  | Bolt w/Washer                           | 18       |

| Ref. No. | Part No. | Description                               | No. Used |
|----------|----------|---|----------|
| 19       | 42-7210  | Plug                                      | 1        |
| 20       | 67-2630  | O-Ring                                    | 2        |
| 21       | 67-2600  | Bolt                                      | 3        |
| 22       | 67-2610  | Bolt                                      | 4        |
| 23       | 67-2590  | Oil Seal                                  | 1        |
| 24       | 67-2620  | Bolt                                      | 1        |
| 25       | 67-2500  | Plunger                                   | 1        |
| 26       | 67-2510  | Spring                                    | 1        |
| 28       | 67-2520  | Plug                                      | 1        |
| 29       | 67-2570  | Plug                                      | 1        |
| 30       | 67-2640  | Cap                                       | 1        |
| 31       | 67-2660  | O-Ring                                    | 1        |
| 32       | 67-2650  | Oil Fill Cap Assembly<br>(Inc. Ref. #31)  | 1        |
| *        | 75-5040  | Gasket Kit<br>(Incl. Ref. #2, 7, 16 & 17) | 1        |

\*Not Illustrated

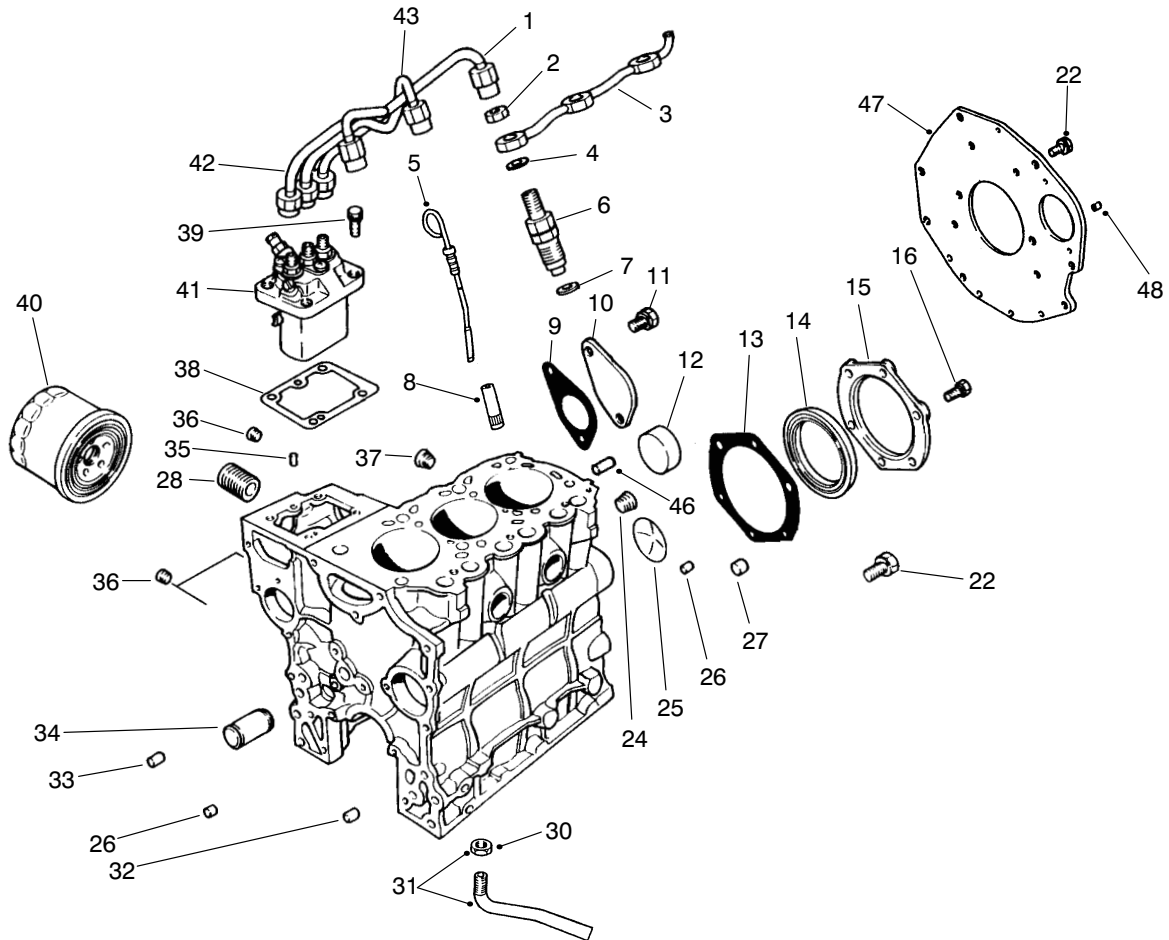


T-0568-1

## WATER PUMP ASSEMBLY

| Ref. No. | Part No. | Description | No. Used |
|----------|----------|-------------|----------|
| 1        | 67-4360  | Pulley      | 1        |
| 2        | 98-2947  | V-Belt      | 1        |
| 3        | 67-2330  | Bolt        | 2        |
| 4        | 67-4400  | Bolt        | 1        |
| 5        | 67-2600  | Bolt        | 1        |

| Ref. No. | Part No. | Description         | No. Used |
|----------|----------|---------------------|----------|
| 6        | 67-4380  | Pump Assembly       | 1        |
| 7        | 67-4390  | Gasket              | 1        |
| 8        | 67-4350  | Oil Pressure Switch | 1        |
| 9        | 67-2610  | Bolt                | 2        |
| 10       | 42-9490  | Bolt w/Washer       | 4        |

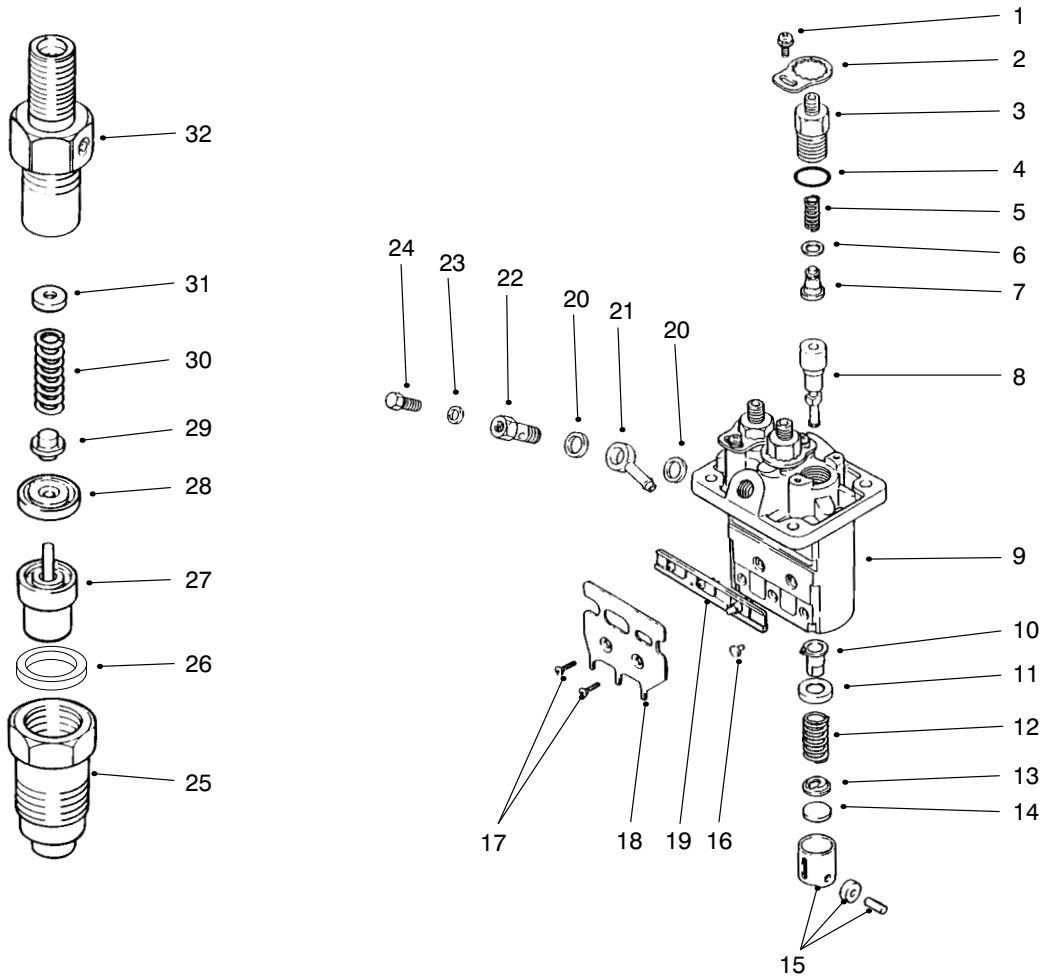


T-1667-1

## FUEL SUPPLY & ENGINE BLOCK ASSEMBLY

| Ref. No. | Part No. | Description                         | No. Used | Ref. No. | Part No. | Description         | No. Used |
|----------|----------|-------------------------------------|----------|----------|----------|---------------------|----------|
| 1        | 67-3420  | Assy. - Pipe No. 3                  | 1        | 32       | 67-2370  | Bushing             | 1        |
| 2        | 67-3430  | Nut                                 | 3        | 33       | 42-7190  | Bushing             | 2        |
| 3        | 70-8700  | Pipe - Fuel Return                  | 1        | 34       | 93-8972  | Shaft - Idler       | 1        |
| 4        | 67-3440  | Gasket                              | 3        | 35       | 56-0220  | Pin                 | 2        |
| 5        | 67-2450  | Dipstick                            | 1        | 36       | 67-2210  | Plug                | 3        |
| 6        | 67-3380  | Nozzle & Holder Assembly            | 1        | 37       | 56-0100  | Plug                | 1        |
| 7        | 67-3390  | Gasket                              | 3        | 38       | 67-3280  | Shim 0.2            | 1        |
| 8        | 67-2220  | Guide                               | 1        | *        | 67-3290  | Shim 0.3            | 1        |
| 9        | 67-2300  | Gasket                              | 1        | *        | 67-3300  | Shim 0.5            | 1        |
| 10       | 67-2290  | Cover                               | 1        | *        | 67-3310  | Shim 0.4            | 1        |
| 11       | 67-2340  | Bolt w/Washer                       | 2        | *        | 67-3320  | Shim 0.6            | 1        |
| 12       | 56-0020  | Plug                                | 3        | *        | 67-3330  | Shim 0.7            | 1        |
| 13       | 67-2280  | Gasket                              | 1        | *        | 67-3340  | Shim 0.8            | 1        |
| 14       | 67-2230  | Oil Seal                            | 1        | *        | 67-3350  | Shim 0.9            | 1        |
| 15       | 67-2270  | Case                                | 1        | *        | 67-3360  | Shim 1.0            | 1        |
| 16       | 67-2330  | Bolt                                | 6        | 39       | 67-3370  | Bolt w/Washer       | 4        |
| 22       | 67-2440  | Bolt w/Washer                       | 6        | 40       | 67-4330  | Oil Filter Assembly | 1        |
| 24       | 67-2390  | Plug                                | 1        | 41       | 75-5020  | Pump Assembly       | 1        |
| 25       | 67-2350  | Plug                                | 1        | 42       | 67-3400  | Pipe No. 1 Assembly | 1        |
| 26       | 67-2360  | Bushing                             | 2        | 43       | 67-3410  | Pipe No. 2 Assembly | 1        |
| 27       | 67-2380  | Bushing                             | 3        | 46       | 42-7160  | Pin - Dowel         | 1        |
| 28       | 56-1230  | Shaft - Oil Filter                  | 1        | 47       | 92-0830  | Plate - Rear        | 1        |
| 30       | 42-9650  | Nut - Jam                           | 1        | 48       | 92-0831  | Pin - Knock         | 1        |
| 31       | 67-4340  | Screen Assembly<br>(Incl. Ref. #30) | 1        |          |          |                     |          |

\*Not Illustrated



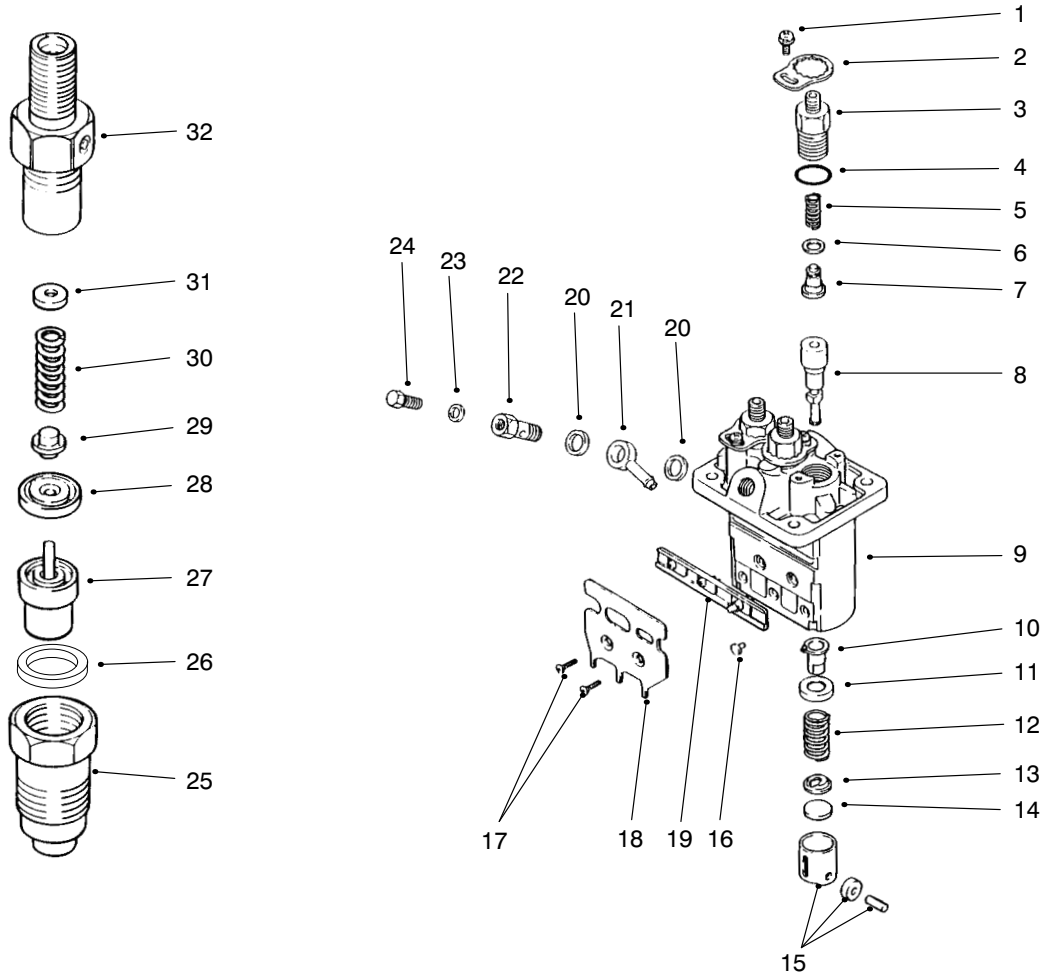
T-0570-3

## FUEL INJECTION PUMP ASSEMBLY

| Ref. No. | Part No. | Description             | No. Used |
|----------|----------|-------------------------|----------|
| 1        | 67-3770  | Screw w/Washer          | 3        |
| 2        | 67-3760  | Plate - Lock            | 3        |
| 3        | 67-3470  | Holder - Delivery Valve | 3        |
| 4        | 67-3480  | O-Ring                  | 3        |
| 5        | 67-3490  | Spring                  | 3        |
| 6        | 42-8240  | Gasket                  | 3        |
| 7        | 67-3500  | Sub-Assy. - Valve       | 3        |
| 8        | 75-4970  | Sub-Assy. - Element     | 3        |
| 9        | 67-3460  | Sub-Assy. - Housing     | 1        |
| 10       | 67-3520  | Sub-Assy. - Sleeve      | 3        |
| 11       | 67-3530  | Seat                    | 3        |
| 12       | 67-3540  | Spring                  | 3        |
| 13       | 67-3550  | Seat                    | 3        |
| 14       | 67-3560  | Plate - Shim 1.85       | 1        |
| *        | 67-3570  | Plate - Shim 1.9        | 1        |
| *        | 67-3580  | Plate - Shim 1.95       | 1        |
| *        | 67-3590  | Plate - Shim 2.0        | 1        |
| *        | 67-3600  | Plate - Shim 2.05       | 1        |
| *        | 67-3610  | Plate - Shim 2.1        | 1        |
| *        | 67-3620  | Plate - Shim 2.15       | 1        |
| *        | 67-3630  | Plate - Shim 2.2        | 1        |

| Ref. No. | Part No. | Description       | No. Used |
|----------|----------|-------------------|----------|
| *14      | 67-3640  | Plate - Shim 2.25 | 1        |
| *        | 67-3650  | Plate - Shim 2.3  | 1        |
| *        | 67-3660  | Plate - Shim 2.35 | 1        |
| *        | 67-3670  | Plate - Shim 2.4  | 1        |
| *        | 67-3680  | Plate - Shim 2.45 | 1        |
| *        | 67-3690  | Plate - Shim 2.5  | 1        |
| 15       | 67-3700  | Tappet Assembly   | 3        |
| 16       | 67-3810  | Pin               | 3        |
| 17       | 67-3790  | Screw             | 2        |
| 18       | 67-3800  | Bracket           | 1        |
| 19       | 67-3780  | Rack Assembly     | 1        |
| 20       | 67-3750  | Washer            | 2        |
| 21       | 67-3740  | Nipple            | 1        |
| 22       | 67-3730  | Screw             | 1        |
| 23       | 67-3720  | Washer            | 1        |
| 24       | 67-3710  | Screw - Air Bleed | 1        |
| 25       | 67-3970  | Nut               | 3        |
| 26       | 67-3980  | Gasket            | 3        |
| 27       | 67-3960  | Nozzle Assembly   | 3        |
| 28       | 67-3950  | Piece             | 3        |
| 29       | 67-3940  | Pin               | 3        |
| 30       | 67-3930  | Spring            | 3        |

\*Not Illustrated



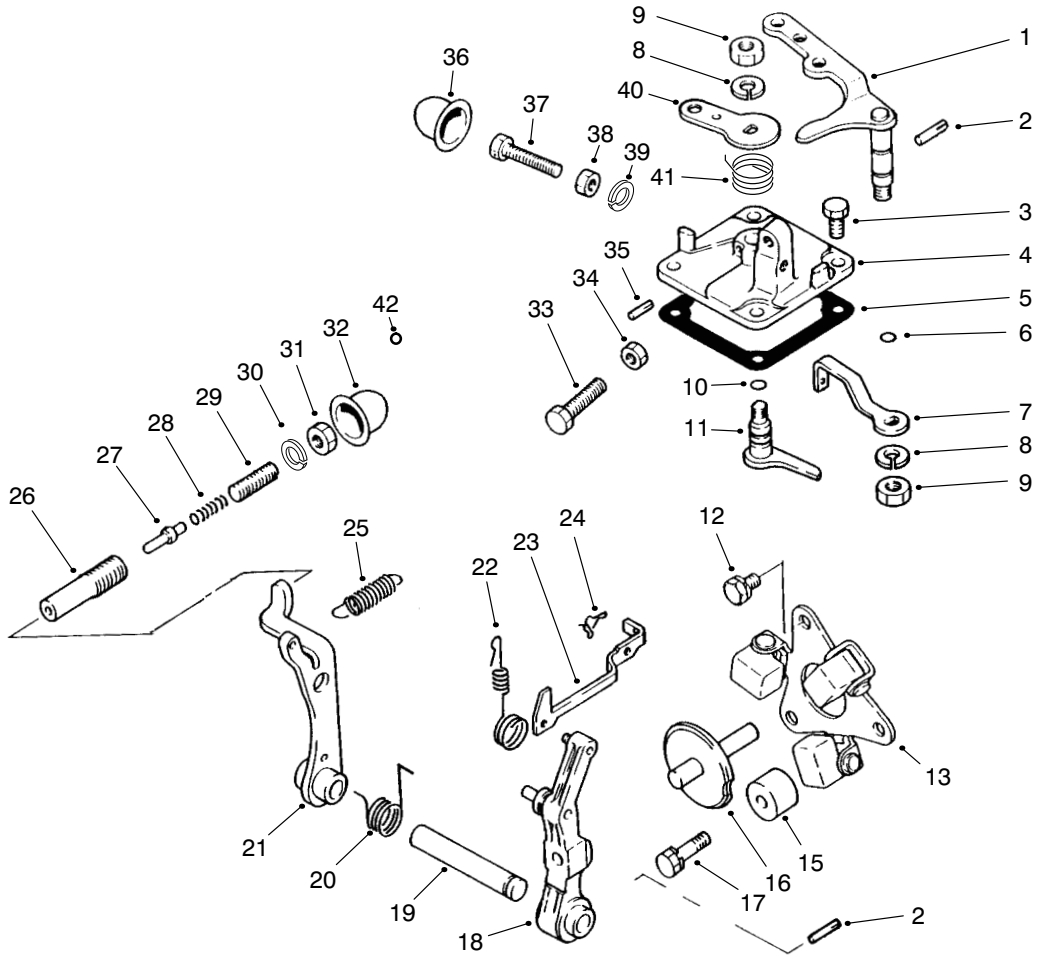
T-0570-3

## FUEL INJECTION PUMP ASSEMBLY

| Ref. No. | Part No. | Description | No. Used |
|----------|----------|-------------|----------|
| 31       | 67-3830  | Washer 1.25 | 1        |
| *        | 67-3840  | Washer 1.3  | 1        |
| *        | 67-3850  | Washer 1.35 | 1        |
| *        | 67-3860  | Washer 1.4  | 1        |
| *        | 67-3870  | Washer 1.45 | 1        |
| *        | 67-3880  | Washer 1.5  | 1        |
| *        | 67-3890  | Washer 1.55 | 1        |
| *        | 67-3900  | Washer 1.6  | 1        |
| *        | 67-3910  | Washer 1.65 | 1        |
| *        | 67-3920  | Washer 1.7  | 1        |

| Ref. No. | Part No. | Description                                     | No. Used |
|----------|----------|---|----------|
| 32       | 75-5000  | Body Sub-Assy.                                  | 3        |
| *        | 53-8150  | Pump Assembly<br>(Incl. Ref. #1-24)             | 1        |
| *        | 67-3380  | Nozzle & Holder Assembly<br>(Incl. Ref. #25-32) | 3        |

\*Not Illustrated



T-0571-2

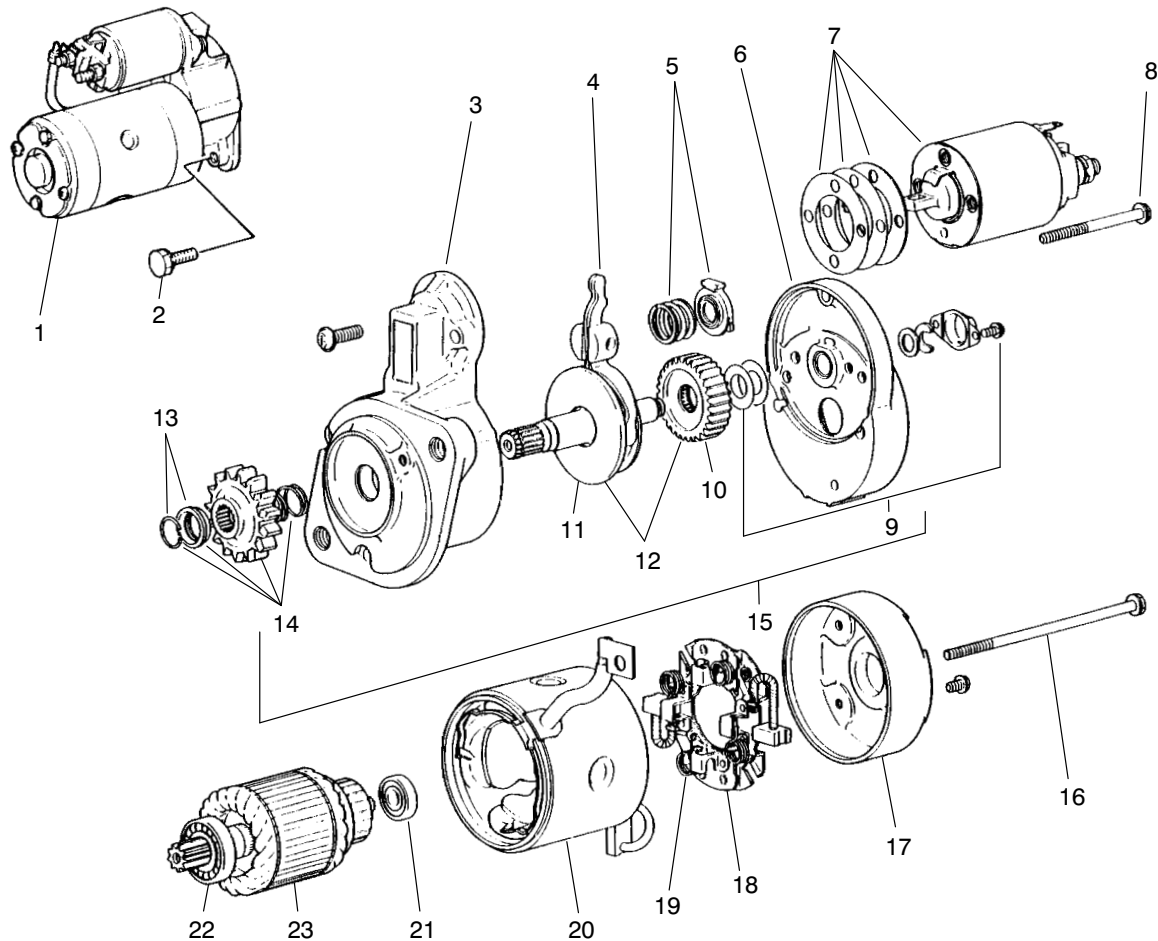
## GOVERNOR ASSEMBLY

| Ref. No. | Part No. | Description             | No. Used |
|----------|----------|-------------------------|----------|
| 1        | 67-3990  | Lever - Speed Control   | 1        |
| 2        | 67-4000  | Pin                     | 2        |
| 3        | 67-4270  | Bolt                    | 4        |
| †4       |          | Cover - Governor        | 1        |
| 5        | 67-4160  | Gasket                  | 1        |
| 6        | 42-8830  | Seal - O-Ring           | 1        |
| 7        | 75-4980  | Lever - Governor Spring | 1        |
| 8        | 67-3260  | Washer                  | 2        |
| 9        | 42-9640  | Nut - Jam               | 2        |
| 10       | 42-8830  | Seal - O-Ring           | 1        |
| 11       | 67-4140  | Lever - Stop            | 1        |
| 12       | 42-9430  | Bolt W/Washer           | 2        |
| 13       | 67-4040  | Weight Assembly         | 1        |
| 15       | 67-4010  | Stopper                 | 1        |
| 16       | 67-4070  | Shaft - Sliding         | 1        |
| 17       | 67-4280  | Bolt W/Washer           | 1        |
| 18       | 67-4060  | Lever - Governor        | 1        |
| 19       | 67-4050  | Shaft - Governor        | 1        |
| 20       | 67-5040  | Spring                  | 1        |
| 21       | 67-4090  | Lever - Tension         | 1        |
| 22       | 70-8720  | Spring - Tie Rod        | 1        |

| Ref. No. | Part No. | Description                              | No. Used |
|----------|----------|--|----------|
| 23       | 67-4030  | Rod - Tie                                | 1        |
| 24       | 67-4080  | Clip                                     | 1        |
| 25       | 75-4990  | Spring - Governor                        | 1        |
| †26      |          | Case - Torque Set                        | 1        |
| †27      |          | Stopper - Torque Set                     | 1        |
| †28      |          | Spring - Torque Set                      | 1        |
| †29      |          | Screw - Adjusting                        | 1        |
| †30      |          | C-Ring - Torque Set                      | 1        |
| †31      |          | Nut - Torque Set                         | 1        |
| †32      |          | Cover - Torque Set                       | 1        |
| 33       | 42-9420  | Bolt - Speed Set                         | 1        |
| 34       | 67-4290  | Nut                                      | 1        |
| 35       | 67-4120  | Pin - Grooved                            | 1        |
| †36      |          | Cover - High Speed Set                   | 1        |
| †37      |          | Bolt - High Speed Set                    | 1        |
| †38      |          | Nut - High Speed Set                     | 1        |
| †39      |          | C-Ring - High Speed Set                  | 1        |
| 40       | 67-4150  | Lever - Stop                             | 1        |
| 41       | 94-3827  | Spring - Return                          | 1        |
| *†       |          | Torque Spring Set<br>(Incl. Ref. #26-31) | 1        |

\*Not Illustrated

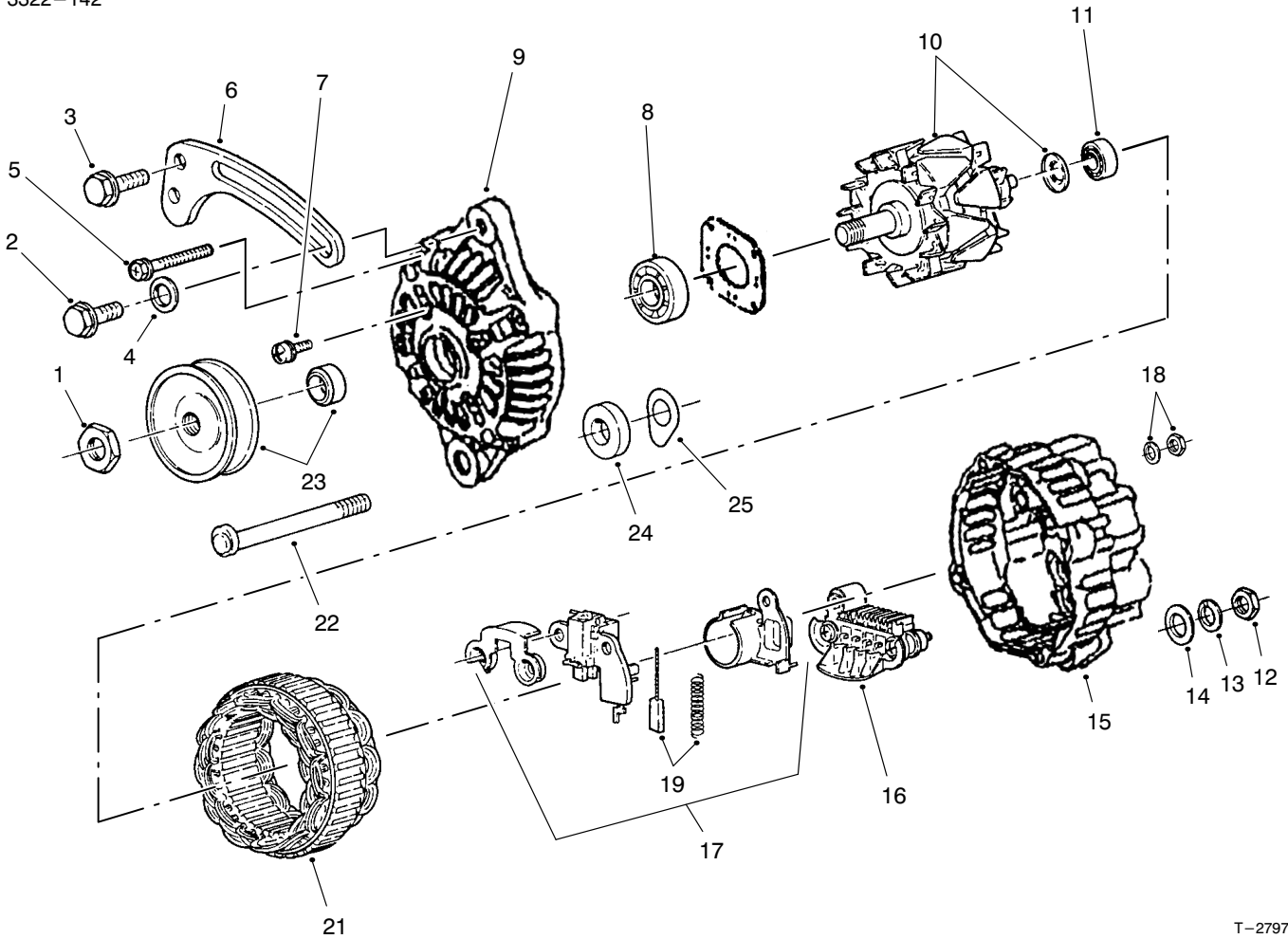
†Item must be serviced by a Mitsubishi Authorized Toro Dealer/Distributor.



T-0572-1

## STARTER ASSEMBLY

| Ref. No. | Part No. | Description                            | No. Used | Ref. No. | Part No. | Description                                 | No. Used |
|----------|----------|--|----------|----------|----------|---|----------|
| 1        | 70-8760  | Starter Assembly<br>(Incl. Ref. #3-23) | 1        | 14       | 67-4770  | Pinion Set<br>(Incl. Ref. #13)              | 1        |
| 2        | 92-0843  | Bolt w/Washer                          | 2        | 15       | 67-4760  | Shaft Assembly<br>(Incl. Ref. #9 - 12 & 14) | 1        |
| 3        | 70-8770  | Front Bracket Assembly                 | 1        | 16       | 56-1610  | Bolt  | 1        |
| 4        | 67-4720  | Lever Assembly                         | 1        | 17       | 56-1720  | Assy. - Bracket (Rear)                      | 1        |
| 5        | 67-4730  | Spring Set                             | 1        | 18       | 56-1700  | Brush Holder Assembly<br>(Incl. Ref. #19)   | 1        |
| 6        | 70-8780  | Center Bracket Assembly                | 1        | 19       | 56-1710  | Spring - Brush                              | 4        |
| 7        | 67-4750  | Switch Assembly                        | 1        | 20       | 67-4800  | Yoke Assembly                               | 1        |
| 8        | 52-1570  | Bolt Set                               | 1        | 21       | 56-1600  | Bearing - Rear                              | 1        |
| 9        | 56-1680  | Cover Set                              | 1        | 22       | 56-1590  | Bearing - Front                             | 1        |
| 10       | 56-1670  | Gear                                   | 1        | 23       | 56-1580  | Armature Set<br>(Incl. Ref. #21 & 22)       | 1        |
| 11       | 67-4790  | Shaft Assembly                         | 1        |          |          |   |          |
| 12       | 67-4780  | Gear Set<br>(Incl. Ref. #10 & 11)      | 1        |          |          |   |          |
| 13       | 56-1640  | Stopper Set                            | 1        |          |          |   |          |



T-2797

## ALTERNATOR ASSEMBLY

| Ref. No. | Part No. | Description                                   | No. Used |
|----------|----------|---|----------|
| 1        | 98-2929  | Nut - Set                                     | 1        |
| 2        | 67-4660  | Bolt - Flange                                 | 1        |
| 3        | 42-9440  | Bolt w/Washer                                 | 1        |
| 4        | 54-8660  | Washer - Flat                                 | 1        |
| 5        | 98-2931  | Bolt Set (4 Bolts)                            | 1        |
| 6        | 98-2948  | Brace - Generator                             | 1        |
| 7        | 98-2926  | Screw Set (3 Screws)                          | 1        |
| 8        | 98-2927  | Bearing - Front                               | 1        |
| 9        | 98-2925  | Front Housing Assembly<br>(Incl. Ref. #7 & 8) | 1        |
| 10       | 98-2928  | Rotor Assembly<br>(Incl. Ref. #11)            | 1        |
| 11       | 98-2932  | Bearing - Rear                                | 1        |
| 12       | 67-4670  | Nut   | 1        |
| 13       | 67-3260  | Washer - Lock                                 | 1        |
| 14       | 42-9660  | Washer - Flat                                 | 1        |

| Ref. No. | Part No. | Description  | No. Used |
|----------|----------|--|----------|
| 15       | 98-2934  | Rear Housing Assembly<br>(Incl. Ref. #12-19)                   | 1        |
| 16       | 98-2937  | Rectifier Assembly   | 1        |
| 17       | 98-2935  | Regulator Assembly<br>(Incl. Ref. #18 & 19)                    | 1        |
| 18       | 98-2938  | Nut Set - Terminal   | 1        |
| 19       | 98-2936  | Brush Assembly   | 2        |
| 21       | 98-2933  | Stator Assembly  | 1        |
| 22       | 67-4640  | Bolt   | 1        |
| 23       | 98-2930  | Pulley Set   | 1        |
| 24       | 67-4620  | Spacer   | 1        |
| 25       | 43-0370  | Shim   | 5        |
| *        | 98-2949  | Alternator Assembly<br>(Incl. Ref. #1, 5, 7-11,<br>15-21 & 23) | 1        |

\*Not Illustrated

# TORO PART NUMBER INDEX

3322-142

| Part No. | Description                 | Pg. No. | Ref. No. | Qty. | Part No. | Description              | Pg. No. | Ref. No. | Qty. |
|----------|-----------------------------|---------|----------|------|----------|--------------------------|---------|----------|------|
| 111071   | Bumper                      | 17      | 4        | 2    | 39-7440  | Nut - Pitman Arm         | 7       | 41       | 1    |
| 116749   | Horn Assembly               | 1       | 21       | 1    | 42-3560  | Screw - Shoulder         | 19      | 15       | 1    |
| 146489   | Rivet - Pop                 | 1       | 28       | 8    | 42-7080  | Cap                      | 53      | 2        | 2    |
| 5-3637   | Washer - Flat               | 42      | 7        | 1    | 42-7160  | Pin - Dowel              | 59      | 46       | 1    |
| 5-3637   | Washer - Flat               | 33      | 16       | 1    | 42-7190  | Bushing                  | 59      | 33       | 2    |
| 7-0030   | Bolt - Shoulder             | 33      | 3        | 1    | 42-7210  | Plug                     | 57      | 19       | 1    |
| 12-5450  | Screw - Hex. Hd.            | 41      | 13       | 4    | 42-7290  | Gasket - Oil Drain       | 57      | 16       | 2    |
| 18-1720  | Joint - Ball                | 33      | 49       | 3    | 42-7510  | Pipe                     | 56      | 9        | 2    |
| 18-2830  | Horn Switch Assembly        | 2       | 31       | 1    | 42-7840  | Key                      | 53      | 20       | 1    |
| 18-4260  | Assy. - Screw/Lockwasher    | 7       | 9        | 2    | 42-7860  | Lock                     | 54      | 33       | 12   |
| 18-4270  | Clamp - Ball Return Guide   | 7       | 8        | 1    | 42-7870  | Seal                     | 54      | 30       | 6    |
| 18-4340  | Plug - Rack Piston End      | 7       | 6        | 1    | 42-8240  | Gasket                   | 60      | 6        | 3    |
| 18-5170  | Seal Kit - Valve Ring       | 8       | *        | 1    | 42-8830  | Seal - O-Ring            | 62      | 6        | 1    |
| 18-5180  | Bearing Kit - Lower Thrust  | 8       | *        | 1    | 42-8830  | Seal - O-Ring            | 62      | 10       | 1    |
| 18-5190  | Kit-Ball, Recirculating     | 7       | 10       | 1    | 42-9110  | Gasket                   | 56      | 21       | 1    |
| 19-4050  | Knob                        | 40      | 8        | 2    | 42-9110  | Gasket - Muffler         | 33      | 25       | 1    |
| 19-4050  | Knob                        | 29      | 34       | 3    | 42-9250  | Screw - Cap Hex. Hd.     | 14      | 43       | 1    |
| 20-7150  | Toggle Switch Assembly      | 3       | 62       | 1    | 42-9260  | Plug                     | 57      | 15       | 1    |
| 21-0360  | Nut - Hex.                  | 10      | 6        | 1    | 42-9420  | Bolt - Speed Set         | 62      | 33       | 1    |
| 21-9260  | Spacer                      | 6       | 4        | 1    | 42-9430  | Bolt W/Washer            | 62      | 12       | 2    |
| 22-8330  | Plug                        | 47      | 1        | 2    | 42-9430  | Bolt w/Washer            | 56      | 7        | 1    |
| 22-8330  | Plug                        | 52      | 1        | 2    | 42-9440  | Bolt & Washer            | 33      | 54       | 1    |
| 22-8340  | Spring                      | 47      | 3        | 2    | 42-9440  | Bolt W/Washer            | 54      | 25       | 4    |
| 22-8340  | Spring                      | 52      | 3        | 2    | 42-9440  | Bolt w/Washer            | 64      | 3        | 1    |
| 22-8350  | Ball                        | 47      | 4        | 2    | 42-9440  | Bolt w/Washer            | 57      | 8        | 11   |
| 22-8350  | Ball                        | 52      | 4        | 2    | 42-9440  | Screw - Cap Hex. Hd.     | 33      | 1        | 3    |
| 22-8360  | Pin - Cam                   | 47      | 6        | 2    | 42-9490  | Bolt w/Washer            | 58      | 10       | 4    |
| 22-8360  | Pin - Cam                   | 52      | 6        | 2    | 42-9490  | Bolt w/Washer            | 53      | 11       | 2    |
| 22-8370  | Seat-Check Valve            | 47      | 5        | 2    | 42-9490  | Bolt w/Washer            | 57      | 18       | 18   |
| 22-8370  | Seat-Check Valve            | 52      | 5        | 2    | 42-9510  | Bolt                     | 54      | 42       | 1    |
| 22-8380  | Retainer - Spring           | 47      | 10       | 2    | 42-9530  | Screw - Cap Hex. Hd.     | 35      | 10       | 25   |
| 22-8380  | Retainer - Spring           | 52      | 10       | 2    | 42-9570  | Stud                     | 56      | 20       | 4    |
| 22-8390  | Retainer - Spring           | 52      | 12       | 1    | 42-9570  | Stud - Muffler           | 33      | 24       | 4    |
| 22-8400  | Spacer - Float              | 52      | 13       | 1    | 42-9590  | Nut                      | 54      | 17       | 6    |
| 22-8410  | Spring                      | 47      | 11       | 1    | 42-9640  | Nut - Jam                | 62      | 9        | 2    |
| 22-8410  | Spring                      | 52      | 11       | 1    | 42-9650  | Nut - Jam                | 59      | 30       | 1    |
| 22-8420  | Spool                       | 47      | 8        | 1    | 42-9660  | Washer                   | 54      | 39       | 4    |
| 22-8420  | Spool                       | 52      | 8        | 1    | 42-9660  | Washer - Flat            | 64      | 14       | 1    |
| 22-8480  | Ring - Retaining, Spool     | 47      | 13       | 1    | 42-9850  | Washer - Lock            | 14      | 20       | 12   |
| 22-8480  | Ring - Retaining, Spool     | 52      | 14       | 1    | 42-9850  | Washer - Lock            | 38      | 21       | 3    |
| 22-8490  | Ring - Retaining            | 47      | 14       | 1    | 42-9850  | Washer - Lock            | 33      | 26       | 4    |
| 22-8490  | Ring - Retaining            | 52      | 14       | 1    | 42-9850  | Washer - Lock            | 35      | 32       | 42   |
| 22-8500  | O-Ring                      | 47      | 9        | 2    | 43-0370  | Shim                     | 64      | 25       | 5    |
| 22-8500  | O-Ring                      | 52      | 9        | 2    | 43-1710  | Remote Hyds. Valve Assy. | 50      | 28       | 1    |
| 23-3030  | Spacer                      | 47      | 12       | 1    | 43-1950  | Valve                    | 45      | 9        | 1    |
| 23-7270  | Nut - Lug                   | 23      | 4        | 10   | 43-2550  | Filter                   | 41      | 37       | 1    |
| 23-7270  | Nut - Lug                   | 26      | 18       | 10   | 43-2560  | Gasket                   | 41      | 36       | 1    |
| 24-7922  | Conduit - Hose (Europe)     | 45      | 36       | 1    | 43-2570  | Gasket                   | 41      | 38       | 1    |
| 24-7923  | Conduit - Hose (Europe)     | 45      | 35       | 2    | 43-2580  | Magnet                   | 41      | 35       | 1    |
| 26-0071  | Bumper                      | 1       | 9        | 2    | 43-2710  | O-Ring                   | 56      | 36       | 2    |
| 27-2360  | Ignition Switch Assembly    | 2       | 43       | 1    | 43-2820  | Cap - Sealing            | 55      | 47       | 1    |
| 27-5360  | Hose - Fuel                 | 33      | 13       | 1    | 43-3160  | Screw - Adjusting        | 54      | 44       | 1    |
| 27-5360  | Hose - Fuel                 | 41      | 14       | 2    | 43-5150  | Piston                   | 46      | 11       | 1    |
| 27-6590  | Spacer - Thick              | 31      | 7        | 4    | 43-5920  | Washer - Lock            | 33      | 17       | 1    |
| 27-6600  | Spacer - Thin               | 31      | 3        | 4    | 43-5960  | Nut - Special            | 55      | 46       | 1    |
| 28-0540  | Bolt - Shoulder             | 9       | 46       | 1    | 43-5970  | Nut                      | 41      | 23       | 2    |
| 28-8200  | O-Ring                      | 7       | 27       | 1    | 43-6550  | Ring - Retaining         | 6       | 10       | 2    |
| 28-8210  | Bolt - Flange Hex. Hd.      | 7       | 17       | 4    | 44-0760  | Decal - Warning          | 21      | 33       | 2    |
| 28-8220  | Nut - Lash Adjuster         | 7       | 16       | 1    | 44-2230  | Disc - Rubber            | 31      | 4        | 2    |
| 28-8270  | Seal Service Kit - End Plug | 8       | *        | 1    | 46-3710  | Fitting - 90°            | 41      | 32       | 2    |
| 28-8280  | Seal Kit - Side Cover       | 7       | 14       | 1    | 46-6560  | Bushing                  | 42      | 33       | 1    |
| 28-8290  | Seal Service Kit            | 8       | *        | 1    | 46-7510  | Hood - Inlet, Air        | 42      | 21       | 1    |
| 33-3090  | Bushing - Flange            | 21      | 7        | 4    | 46-8091  | Screw - Hex. Flange Hd.  | 29      | 10       | 4    |
| 36-3400  | Decal - No Step             | 40      | 10       | 1    | 48-7560  | Screw - Cap Hex. Hd.     | 35      | 24       | 1    |
| 36-4790  | Washer - Thrust             | 33      | 39       | 3    | 48-7650  | Screw - Cap Hex. Hd.     | 41      | 1        | 2    |
| 39-7310  | O-Ring                      | 7       | 35       | 3    | 48-7700  | Screw - Cap Hex. Hd.     | 38      | 9        | 3    |
| 39-7310  | Seal - O-Ring               | 44      | 29       | 2    | 48-7730  | Screw - Cap Hex. Hd.     | 35      | 18       | 5    |
| 39-7420  | Washer - Lock               | 6       | 22       | 1    | 48-7740  | Screw - Cap Hex. Hd.     | 6       | 15       | 4    |
| 39-7420  | Washer - Lock               | 7       | 42       | 1    | 48-7880  | Nut - Lock               | 33      | 18       | 1    |
| 39-7440  | Nut - Lock                  | 6       | 23       | 1    | 48-7930  | Nut - Hex.               | 35      | 2        | 1    |

\*Not Illustrated

# TORO PART NUMBER INDEX (Cont.)

| Part No. | Description               | Pg. No. | Ref. No. | Qty. | Part No. | Description             | Pg. No. | Ref. No. | Qty. |
|----------|---------------------------|---------|----------|------|----------|-------------------------|---------|----------|------|
| 48-8000  | Washer - Lock             | 41      | 24       | 2    | 67-2330  | Bolt                    | 58      | 3        | 2    |
| 48-8070  | Washer - Flat             | 6       | 6        | 1    | 67-2330  | Bolt                    | 59      | 16       | 6    |
| 48-9520  | Nut - Lock                | 34      | 11       | 3    | 67-2330  | Bolt                    | 56      | 34       | 4    |
| 48-9520  | Nut - Lock                | 25      | 28       | 2    | 67-2340  | Bolt w/Washer           | 57      | 3        | 3    |
| 48-9590  | Washer - Lock             | 33      | 29       | 10   | 67-2340  | Bolt w/Washer           | 59      | 11       | 2    |
| 49-7810  | Nut - Lock                | 41      | 42       | 2    | 67-2340  | Bolt w/Washer           | 56      | 17       | 2    |
| 49-9150  | Washer - Flat             | 19      | 2        | 1    | 67-2350  | Plug                    | 59      | 25       | 1    |
| 49-9150  | Washer - Flat             | 18      | 36       | 1    | 67-2360  | Bushing                 | 59      | 26       | 2    |
| 51-5610  | Pin - Alignment           | 33      | 20       | 3    | 67-2370  | Bushing                 | 59      | 32       | 1    |
| 51-5610  | Pin - Dowel               | 54      | 26       | 3    | 67-2380  | Bushing                 | 59      | 27       | 3    |
| 52-1570  | Bolt Set                  | 63      | 8        | 1    | 67-2390  | Plug                    | 59      | 24       | 1    |
| 53-8150  | Fuel Pump Assembly        | 41      | 39       | 1    | 67-2410  | Bearing Set 0.25        | 53      | *        | 1    |
| 53-8150  | Pump Assembly             | 61      | *        | 1    | 67-2420  | Bearing Set 0.50        | 53      | *        | 1    |
| 54-0110  | Element - Oil Filter      | 41      | 30       | 1    | 67-2440  | Bolt w/Washer           | 59      | 22       | 6    |
| 54-8660  | Washer - Flat             | 64      | 4        | 1    | 67-2450  | Dipstick                | 59      | 5        | 1    |
| 55-7120  | Switch - Brake Light      | 9       | 32       | 1    | 67-2480  | Gasket - Oil Pan        | 57      | 17       | 1    |
| 56-0020  | Plug                      | 59      | 12       | 3    | 67-2500  | Plunger                 | 57      | 25       | 1    |
| 56-0020  | Plug                      | 53      | 24       | 3    | 67-2510  | Spring                  | 57      | 26       | 1    |
| 56-0020  | Plug - Expansion          | 56      | 18       | 1    | 67-2520  | Plug                    | 57      | 28       | 1    |
| 56-0100  | Plug                      | 59      | 37       | 1    | 67-2530  | Gear - Inner            | 57      | 12       | 1    |
| 56-0220  | Pin                       | 59      | 35       | 2    | 67-2540  | Gear - Outer            | 57      | 11       | 1    |
| 56-0480  | Key - Woodruff            | 53      | 8        | 1    | 67-2550  | Housing - Oil Pump      | 57      | 10       | 1    |
| 56-0480  | Key - Woodruff            | 54      | 18       | 2    | 67-2560  | Bolt w/Washer           | 57      | 9        | 3    |
| 56-1230  | Shaft - Oil Filter        | 59      | 28       | 1    | 67-2570  | Plug                    | 57      | 29       | 1    |
| 56-1580  | Armature Set              | 63      | 23       | 1    | 67-2570  | Plug - Taper            | 56      | 19       | 1    |
| 56-1590  | Bearing - Front           | 63      | 22       | 1    | 67-2580  | Gasket - Case           | 57      | 2        | 1    |
| 56-1600  | Bearing - Rear            | 63      | 21       | 1    | 67-2590  | Oil Seal                | 57      | 23       | 1    |
| 56-1610  | Bolt                      | 63      | 16       | 1    | 67-2600  | Bolt                    | 58      | 5        | 1    |
| 56-1640  | Stopper Set               | 63      | 13       | 1    | 67-2600  | Bolt                    | 57      | 21       | 3    |
| 56-1670  | Gear                      | 63      | 10       | 1    | 67-2610  | Bolt                    | 58      | 9        | 2    |
| 56-1680  | Cover Set                 | 63      | 9        | 1    | 67-2610  | Bolt                    | 57      | 22       | 4    |
| 56-1700  | Brush Holder Assembly     | 63      | 18       | 1    | 67-2620  | Bolt                    | 57      | 24       | 1    |
| 56-1710  | Spring - Brush            | 63      | 19       | 4    | 67-2630  | O-Ring                  | 57      | 20       | 2    |
| 56-1720  | Assy. - Bracket (Rear)    | 63      | 17       | 1    | 67-2640  | Cap                     | 57      | 30       | 1    |
| 56-7973  | Clamp - Hydraulic Tube    | 44      | 17       | 4    | 67-2650  | Cap - Oil Filler        | 56      | 11       | 1    |
| 58-4250  | Magnet                    | 29      | 11       | 2    | 67-2650  | Oil Fill Cap Assembly   | 57      | 32       | 1    |
| 60-6750  | Screw - Cap Hex. Hd.      | 35      | 4        | 11   | 67-2660  | O-Ring                  | 57      | 31       | 1    |
| 62-5550  | Decal - TORO              | 1       | 2        | 1    | 67-2660  | Seal - O-Ring           | 56      | 47       | 1    |
| 62-7650  | Gasket - Sending Unit     | 42      | 3        | 1    | 67-2670  | Hose - Breather         | 56      | 8        | 1    |
| 63-7440  | Solenoid - Shutoff        | 55      | 49       | 1    | 67-2680  | Hanger - Engine         | 56      | 16       | 2    |
| 63-7640  | Unit - Sending            | 42      | 4        | 1    | 67-2700  | Guide - Valve           | 56      | 42       | 6    |
| 63-7790  | Screw - Cap Hex. Hd.      | 33      | 28       | 12   | 67-2710  | Cap - Sealing           | 56      | 41       | 3    |
| 63-8140  | Pulley                    | 29      | 19       | 1    | 67-2730  | Bolt                    | 56      | 43       | 8    |
| 63-8280  | Head - Filter             | 41      | 18       | 1    | 67-2740  | Bolt - Flange           | 56      | 15       | 3    |
| 63-8290  | Vent - Air                | 41      | 19       | 1    | 67-2750  | Cover Assembly          | 56      | 6        | 1    |
| 63-8300  | Element - Filter          | 41      | 20       | 1    | 67-2760  | Gasket                  | 56      | 14       | 1    |
| 63-8310  | Drain - Filter            | 41      | 21       | 1    | 67-2770  | Nut - Cap               | 56      | 12       | 2    |
| 63-8360  | Key - Ignition            | 2       | 10       | 1    | 67-2780  | Washer                  | 56      | 13       | 2    |
| 63-9230  | Battery                   | 40      | 7        | 1    | 67-2850  | Connecting Rod Assembly | 54      | 9        | 3    |
| 63-9640  | Hose - Fuel               | 42      | 12       | 1    | 67-2860  | Bolt                    | 54      | 12       | 6    |
| 63-9640  | Hose - Fuel Tank to Pump  | 41      | 33       | 1    | 67-2890  | Bearing Set 0.25 US     | 54      | *        | 3    |
| 65-5100  | Handle                    | 29      | 9        | 2    | 67-2900  | Bearing Set 0.50 US     | 54      | *        | 3    |
| 65-5220  | Screw - Hex. Socket Hd.   | 18      | 40       | 3    | 67-2940  | Nut - Jam               | 54      | 22       | 1    |
| 65-5360  | Spring - Extension        | 6       | 35       | 1    | 67-2950  | Washer                  | 54      | 20       | 1    |
| 66-3240  | Cap - Radiator            | 29      | 12       | 1    | 67-2960  | Washer - Lock           | 54      | 21       | 1    |
| 66-4850  | Spring - Compression      | 49      | 11       | 1    | 67-2980  | Gear - Ring             | 54      | 15       | 1    |
| 66-6840  | Decal - Caution           | 25      | 29       | 2    | 67-2990  | Bolt                    | 54      | 14       | 4    |
| 66-8700  | Glow Plug Indicator Assy. | 41      | 26       | 1    | 67-3000  | Washer                  | 53      | 10       | 2    |
| 66-8800  | Relay                     | 41      | 12       | 1    | 67-3010  | Cam Shaft               | 53      | 7        | 1    |
| 67-2200  | Seal                      | 53      | 4        | 4    | 67-3030  | Bearing                 | 53      | 9        | 2    |
| 67-2210  | Plug                      | 59      | 36       | 3    | 67-3050  | Bearing                 | 53      | 22       | 1    |
| 67-2220  | Guide                     | 59      | 8        | 1    | 67-3060  | Shaft                   | 53      | 21       | 1    |
| 67-2230  | Oil Seal                  | 59      | 14       | 1    | 67-3080  | Ring - Retaining        | 53      | 23       | 1    |
| 67-2250  | Bolt                      | 53      | 5        | 8    | 67-3100  | Retainer                | 54      | 32       | 6    |
| 67-2270  | Case                      | 59      | 15       | 1    | 67-3110  | Spring                  | 54      | 31       | 6    |
| 67-2280  | Gasket                    | 59      | 13       | 1    | 67-3120  | Tappet                  | 54      | 6        | 6    |
| 67-2290  | Cover                     | 59      | 10       | 1    | 67-3130  | Valve - Intake          | 54      | 28       | 3    |
| 67-2300  | Gasket                    | 59      | 9        | 1    | 67-3140  | Valve - Exhaust         | 54      | 29       | 3    |
| 67-2310  | Plate                     | 57      | 6        | 1    | 67-3150  | Rod - Push              | 54      | 5        | 6    |
| 67-2320  | Gasket - Plate            | 57      | 7        | 1    | 67-3160  | Arm - Rocker            | 54      | 1        | 6    |

\*Not Illustrated

# TORO PART NUMBER INDEX (Cont.)

3322-142

| Part No. | Description              | Pg. No. | Ref. No. | Qty. | Part No. | Description                 | Pg. No. | Ref. No. | Qty. |
|----------|--------------------------|---------|----------|------|----------|-----------------------------|---------|----------|------|
| 67-3170  | Spring                   | 54      | 40       | 2    | 67-3880  | Washer 1.5                  | 61      | *        | 1    |
| 67-3180  | Cap                      | 54      | 34       | 6    | 67-3890  | Washer 1.55                 | 61      | *        | 1    |
| 67-3190  | Rocker Shaft Assembly    | 54      | 38       | 1    | 67-3900  | Washer 1.6                  | 61      | *        | 1    |
| 67-3200  | Stay - Rocker            | 54      | 35       | 3    | 67-3910  | Washer 1.65                 | 61      | *        | 1    |
| 67-3210  | Screw - Adjusting        | 54      | 4        | 6    | 67-3920  | Washer 1.7                  | 61      | *        | 1    |
| 67-3220  | Pin                      | 54      | 37       | 1    | 67-3930  | Spring                      | 60      | 30       | 3    |
| 67-3230  | Nut - Jam                | 54      | 2        | 6    | 67-3940  | Pin                         | 60      | 29       | 3    |
| 67-3240  | Ring - Retaining         | 54      | 3        | 2    | 67-3950  | Piece                       | 60      | 28       | 3    |
| 67-3250  | Bolt - Rockers Stay      | 54      | 43       | 2    | 67-3960  | Nozzle Assembly             | 60      | 27       | 3    |
| 67-3260  | Washer                   | 62      | 8        | 2    | 67-3970  | Nut                         | 60      | 25       | 3    |
| 67-3260  | Washer                   | 54      | 41       | 6    | 67-3980  | Gasket                      | 60      | 26       | 3    |
| 67-3260  | Washer - Lock            | 64      | 13       | 1    | 67-3990  | Lever - Speed Control       | 62      | 1        | 1    |
| 67-3280  | Shim 0.2                 | 59      | 38       | 1    | 67-4000  | Pin                         | 62      | 2        | 2    |
| 67-3290  | Shim 0.3                 | 59      | *        | 1    | 67-4010  | Stopper                     | 62      | 15       | 1    |
| 67-3300  | Shim 0.5                 | 59      | *        | 1    | 67-4030  | Rod - Tie                   | 62      | 23       | 1    |
| 67-3310  | Shim 0.4                 | 59      | *        | 1    | 67-4040  | Weight Assembly             | 62      | 13       | 1    |
| 67-3320  | Shim 0.6                 | 59      | *        | 1    | 67-4050  | Shaft - Governor            | 62      | 19       | 1    |
| 67-3330  | Shim 0.7                 | 59      | *        | 1    | 67-4060  | Lever - Governor            | 62      | 18       | 1    |
| 67-3340  | Shim 0.8                 | 59      | *        | 1    | 67-4070  | Shaft - Sliding             | 62      | 16       | 1    |
| 67-3350  | Shim 0.9                 | 59      | *        | 1    | 67-4080  | Clip                        | 62      | 24       | 1    |
| 67-3360  | Shim 1.0                 | 59      | *        | 1    | 67-4090  | Lever - Tension             | 62      | 21       | 1    |
| 67-3370  | Bolt w/Washer            | 59      | 39       | 4    | 67-4120  | Pin - Grooved               | 62      | 35       | 1    |
| 67-3380  | Nozzle & Holder Assembly | 61      | *        | 3    | 67-4140  | Lever - Stop                | 62      | 11       | 1    |
| 67-3380  | Nozzle & Holder Assembly | 59      | 6        | 1    | 67-4150  | Lever - Stop                | 62      | 40       | 1    |
| 67-3390  | Gasket                   | 59      | 7        | 3    | 67-4160  | Gasket                      | 62      | 5        | 1    |
| 67-3400  | Pipe No. 1 Assembly      | 59      | 42       | 1    | 67-4250  | Cover                       | 55      | 48       | 1    |
| 67-3410  | Pipe No. 2 Assembly      | 59      | 43       | 1    | 67-4270  | Bolt                        | 62      | 3        | 4    |
| 67-3420  | Assy. - Pipe No. 3       | 59      | 1        | 1    | 67-4280  | Bolt W/Washer               | 62      | 17       | 1    |
| 67-3430  | Nut                      | 59      | 2        | 3    | 67-4290  | Nut                         | 62      | 34       | 1    |
| 67-3440  | Gasket                   | 59      | 4        | 3    | 67-4310  | Gasket                      | 54      | 23       | 1    |
| 67-3460  | Sub-Assy. - Housing      | 60      | 9        | 1    | 67-4330  | Oil Filter Assembly         | 59      | 40       | 1    |
| 67-3470  | Holder - Delivery Valve  | 60      | 3        | 3    | 67-4340  | Screen Assembly             | 59      | 31       | 1    |
| 67-3480  | O-Ring                   | 60      | 4        | 3    | 67-4350  | Oil Pressure Switch         | 58      | 8        | 1    |
| 67-3490  | Spring                   | 60      | 5        | 3    | 67-4360  | Pulley                      | 58      | 1        | 1    |
| 67-3500  | Sub-Assy. - Valve        | 60      | 7        | 3    | 67-4380  | Pump Assembly               | 58      | 6        | 1    |
| 67-3520  | Sub-Assy. - Sleeve       | 60      | 10       | 3    | 67-4390  | Gasket                      | 58      | 7        | 1    |
| 67-3530  | Seat                     | 60      | 11       | 3    | 67-4400  | Bolt                        | 56      | 1        | 2    |
| 67-3540  | Spring                   | 60      | 12       | 3    | 67-4400  | Bolt                        | 58      | 4        | 1    |
| 67-3550  | Seat                     | 60      | 13       | 3    | 67-4430  | Gasket - Thermostat         | 33      | 43       | 1    |
| 67-3560  | Plate - Shim 1.85        | 60      | 14       | 1    | 67-4430  | Gasket - Thermostat         | 56      | 46       | 1    |
| 67-3570  | Plate - Shim 1.9         | 60      | *        | 1    | 67-4460  | Gasket (Thermostat Fitting) | 56      | 31       | 1    |
| 67-3580  | Plate - Shim 1.95        | 60      | *        | 1    | 67-4470  | Bolt                        | 56      | 33       | 1    |
| 67-3590  | Plate - Shim 2.0         | 60      | *        | 1    | 67-4480  | Pipe - By-Pass              | 56      | 37       | 1    |
| 67-3600  | Plate - Shim 2.05        | 60      | *        | 1    | 67-4510  | Gauge Nut - Water Temp.     | 56      | 35       | 1    |
| 67-3610  | Plate - Shim 2.1         | 60      | *        | 1    | 67-4550  | Gasket - Intake Manifold    | 56      | 44       | 1    |
| 67-3620  | Plate - Shim 2.15        | 60      | *        | 1    | 67-4570  | Gasket - Exhaust Manifold   | 56      | 26       | 1    |
| 67-3630  | Plate - Shim 2.2         | 60      | *        | 1    | 67-4590  | Bolt                        | 56      | 23       | 6    |
| 67-3640  | Plate - Shim 2.25        | 60      | *14      | 1    | 67-4620  | Spacer                      | 64      | 24       | 1    |
| 67-3650  | Plate - Shim 2.3         | 60      | *        | 1    | 67-4640  | Bolt                        | 64      | 22       | 1    |
| 67-3660  | Plate - Shim 2.35        | 60      | *        | 1    | 67-4660  | Bolt - Flange               | 64      | 2        | 1    |
| 67-3670  | Plate - Shim 2.4         | 60      | *        | 1    | 67-4670  | Nut                         | 64      | 12       | 1    |
| 67-3680  | Plate - Shim 2.45        | 60      | *        | 1    | 67-4690  | Plate - Glow Plug           | 56      | 40       | 1    |
| 67-3690  | Plate - Shim 2.5         | 60      | *        | 1    | 67-4720  | Lever Assembly              | 63      | 4        | 1    |
| 67-3700  | Tappet Assembly          | 60      | 15       | 3    | 67-4730  | Spring Set                  | 63      | 5        | 1    |
| 67-3710  | Screw - Air Bleed        | 60      | 24       | 1    | 67-4750  | Switch Assembly             | 63      | 7        | 1    |
| 67-3720  | Washer                   | 60      | 23       | 1    | 67-4760  | Shaft Assembly              | 63      | 15       | 1    |
| 67-3730  | Screw                    | 60      | 22       | 1    | 67-4770  | Pinion Set                  | 63      | 14       | 1    |
| 67-3740  | Nipple                   | 60      | 21       | 1    | 67-4780  | Gear Set                    | 63      | 12       | 1    |
| 67-3750  | Washer                   | 60      | 20       | 2    | 67-4790  | Shaft Assembly              | 63      | 11       | 1    |
| 67-3760  | Plate - Lock             | 60      | 2        | 3    | 67-4800  | Yoke Assembly               | 63      | 20       | 1    |
| 67-3770  | Screw w/Washer           | 60      | 1        | 3    | 67-5040  | Spring                      | 62      | 20       | 1    |
| 67-3780  | Rack Assembly            | 60      | 19       | 1    | 68-3840  | Ball Joint                  | 9       | 23       | 1    |
| 67-3790  | Screw                    | 60      | 17       | 2    | 68-3841  | Ball Joint Assembly         | 9       | 45       | 1    |
| 67-3800  | Bracket                  | 60      | 18       | 1    | 68-9950  | Spring - Extension          | 34      | 38       | 1    |
| 67-3810  | Pin                      | 60      | 16       | 3    | 70-1480  | Relay - S.P.D.T.            | 41      | 44       | 1    |
| 67-3830  | Washer 1.25              | 61      | 31       | 1    | 70-8560  | Retainer - Indicator        | 41      | 27       | 1    |
| 67-3840  | Washer 1.3               | 61      | *        | 1    | 70-8680  | Pulley - Crankshaft         | 54      | 19       | 1    |
| 67-3850  | Washer 1.35              | 61      | *        | 1    | 70-8700  | Pipe - Fuel Return          | 59      | 3        | 1    |
| 67-3860  | Washer 1.4               | 61      | *        | 1    | 70-8720  | Spring - Tie Rod            | 62      | 22       | 1    |
| 67-3870  | Washer 1.45              | 61      | *        | 1    | 70-8750  | Manifold - Exhaust          | 56      | 24       | 1    |

\*Not Illustrated

# TORO PART NUMBER INDEX (Cont.)

| Part No. | Description               | Pg. No. | Ref. No. | Qty. | Part No. | Description                 | Pg. No. | Ref. No. | Qty. |
|----------|---------------------------|---------|----------|------|----------|-----------------------------|---------|----------|------|
| 70-8760  | Starter Assembly          | 63      | 1        | 1    | 87-2440  | Bumper                      | 1       | 7        | 2    |
| 70-8770  | Front Bracket Assembly    | 63      | 3        | 1    | 87-2480  | Link - Stabilizer           | 21      | 24       | 2    |
| 70-8780  | Center Bracket Assembly   | 63      | 6        | 1    | 87-2500  | Sleeve - Spring Pivot       | 21      | 12       | 2    |
| 71-3381  | Tube - Overflow           | 29      | 1        | 2    | 87-2510  | Bracket - Seat Frame        | 17      | 11       | 2    |
| 71-3383  | Hose - Overflow           | 29      | 4        | 1    | 87-2520  | Tube - Pivot                | 18      | 21       | 1    |
| 71-5320  | Washer - Flat             | 19      | 18       | 1    | 87-2710  | Lever - Parking Brake       | 19      | 29       | 1    |
| 72-4310  | Switch - Ball N.C.        | 34      | 40       | 1    | 87-2720  | Driveshaft                  | 31      | 10       | 1    |
| 74-0720  | Tube - Manual             | 17      | 1        | 1    | 87-2750  | Spacer - Bearing            | 31      | 12       | 1    |
| 75-4900  | Bearing Set STD           | 53      | 3        | 1    | 87-2790  | Tube - Brake LH             | 22      | *        | 1    |
| 75-4910  | Oil Pan Assembly          | 57      | 14       | 1    | 87-2800  | Tube - Brake RH             | 22      | 20       | 1    |
| 75-4970  | Sub-Assy. - Element       | 60      | 8        | 3    | 87-2820  | Bracket - Hose              | 23      | 15       | 2    |
| 75-4980  | Lever - Governor Spring   | 62      | 7        | 1    | 87-2870  | Bracket - Brake Hose        | 22      | 4        | 2    |
| 75-4990  | Spring - Governor         | 62      | 25       | 1    | 87-2880  | Shaft - Accelerator Pedal   | 9       | 6        | 1    |
| 75-5000  | Body Sub-Assy.            | 61      | 32       | 3    | 87-2900  | Spring - Compression        | 18      | 24       | 1    |
| 75-5010  | Bearing Set STD           | 54      | 8        | 3    | 87-3000  | Rim - Rear 23               | 26      | *        | 2    |
| 75-5020  | Pump Assembly             | 59      | 41       | 1    | 87-3010  | Brake Assembly - RH         | 23      | 10       | 1    |
| 75-5040  | Gasket Kit                | 57      | *        | 1    | 87-3010  | Front Brake Assembly - RH   | 24      | *        | 1    |
| 75-5050  | Ring Set STD              | 54      | 11       | 3    | 87-3020  | Brake Assembly - LH         | 23      | *        | 1    |
| 75-5060  | Ring Set 0.25 OS          | 54      | *        | 3    | 87-3020  | Front Brake Assembly - LH   | 24      | *        | 1    |
| 75-5070  | Ring Set 0.50 OS          | 54      | *        | 3    | 87-3040  | Reservoir - Master Cylinder | 10      | 1        | 1    |
| 75-5110  | Cover Assembly            | 54      | 24       | 1    | 87-3060  | Washer - Flat               | 26      | 25       | 2    |
| 75-5120  | Gasket                    | 55      | 45       | 1    | 87-3070  | Cable - Battery Pos.        | 33      | 34       | 1    |
| 75-6820  | Hourmeter                 | 2       | 16       | 1    | 87-3080  | Cable - Battery Neg.        | 40      | 23       | 1    |
| 75-9610  | Spacer                    | 44      | 7        | 1    | 87-3080  | Cable - Battery Neg.        | 34      | 26       | 1    |
| 76-2290  | Spacer                    | 19      | 37       | 1    | 87-3100  | Lower Shaft Assembly        | 6       | *        | 1    |
| 76-9100  | Spacer                    | 32      | 17       | 6    | 87-3110  | Absorber - Shock            | 21      | 29       | 2    |
| 76-9100  | Spacer - Hi-Lo Lever      | 18      | 35       | 1    | 87-3110  | Shock Absorber              | 25      | 8        | 2    |
| 76-9430  | Spring - Extension        | 9       | 28       | 1    | 87-3120  | Steering Column & Shaft     | 6       | *        | 1    |
| 80-6990  | Washer                    | 26      | 39       | 4    | 87-3130  | Lever - Tilt Steering       | 6       | 36       | 1    |
| 80-6990  | Washer - Flat             | 34      | 12       | 3    | 87-3140  | Support - Rear              | 42      | 15       | 1    |
| 80-8040  | Decal - Caution           | 31      | 1        | 1    | 87-3150  | Support - Front             | 42      | 27       | 1    |
| 83-6030  | Decal - Caution (Japan)   | 31      | 1        | 1    | 87-3160  | Strap - Tank Support        | 42      | 29       | 2    |
| 83-9150  | Decal - Fluid             | 31      | 18       | 1    | 87-3170  | Pad - Tank Support Strap    | 42      | 30       | 2    |
| 84-1680  | Ring - Retaining          | 46      | 7        | 1    | 87-3250  | Mount - Bearing             | 6       | 26       | 3    |
| 84-1880  | Fan                       | 29      | 29       | 1    | 87-3310  | Clip - Brake Cable          | 26      | 8        | 2    |
| 84-2780  | Decal - No Step (Japan)   | 40      | 10       | 1    | 87-3310  | Clip - Brake Cable          | 23      | 25       | 2    |
| 84-6660  | Decal - Fluid (Japan)     | 31      | 18       | 1    | 87-3370  | Pulley                      | 31      | 13       | 1    |
| 86-4760  | Spring                    | 33      | 48       | 3    | 87-3410  | Housing - Thermostat        | 33      | 44       | 1    |
| 87-0150  | Tower - Control Arm RH    | 21      | 9        | 1    | 87-3450  | Plug                        | 23      | 12       | 2    |
| 87-0160  | Tower - Control Arm LH    | 21      | *        | 1    | 87-3460  | Boot - Tilt Steering        | 6       | 2        | 1    |
| 87-0210  | Arm - Control Lower RH    | 22      | 18       | 1    | 87-3470  | Bumper - Spring             | 25      | 14       | 2    |
| 87-0220  | Arm - Control Lower LH    | 22      | *        | 1    | 87-3480  | Plate - Brake Equalizer     | 19      | 22       | 1    |
| 87-0270  | Drum - Brake              | 23      | 7        | 2    | 87-3520  | Clevis                      | 18      | 27       | 1    |
| 87-0370  | Arm - Pitman              | 6       | 21       | 1    | 87-3530  | Button - Shifter            | 18      | 29       | 1    |
| 87-0690  | Spring - Compression      | 21      | 15       | 2    | 87-3540  | Link - Shift                | 18      | 20       | 2    |
| 87-0710  | Hood                      | 1       | 1        | 1    | 87-3560  | Tee - Brake Line            | 11      | 18       | 1    |
| 87-0740  | Key - Supervisor Switch   | 2       | 17       | 1    | 87-3560  | Tee - Brake Tube            | 25      | 23       | 1    |
| 87-1430  | Joint - Ball              | 22      | 16       | 4    | 87-3570  | Fitting - Union             | 11      | 6        | 2    |
| 87-1450  | Bushing - Rubber          | 22      | 1        | 8    | 87-3570  | Union - Brake Line          | 9       | 5        | 2    |
| 87-1470  | Rod End Assy. - LH Thread | 23      | 19       | 2    | 87-3570  | Union - Brake Line          | 25      | 25       | 2    |
| 87-1480  | Rod End Assy. - RH Thread | 23      | 24       | 2    | 87-3580  | Retainer                    | 25      | 4        | 2    |
| 87-1490  | Spring - Leaf             | 25      | 15       | 2    | 87-3580  | Retainer                    | 23      | 14       | 2    |
| 87-1500  | Steering Gear (Complete)  | 8       | *        | 1    | 87-3580  | Retainer - Brake Hose       | 26      | 2        | 2    |
| 87-1500  | Steering Gear Assembly    | 6       | 20       | 1    | 87-3580  | Retainer - Brake Hose       | 22      | 3        | 2    |
| 87-1720  | Nut - Supervisor Switch   | 2       | 18       | 1    | 87-3580  | Retainer - Brake Hose       | 11      | 8        | 2    |
| 87-1910  | Pin - Alignment           | 14      | 13       | 2    | 87-3590  | Seal - Bearing              | 26      | 22       | 2    |
| 87-1920  | Seal - Shaft              | 14      | 8        | 2    | 87-3590  | Seal - Bearing              | 23      | 26       | 2    |
| 87-1970  | Bearing - Matched Set     | 27      | *        | 2    | 87-3600  | Spacer                      | 21      | 3        | 10   |
| 87-2040  | Lever - Shift             | 18      | 16       | 1    | 87-3610  | Bracket - Detent            | 6       | 34       | 1    |
| 87-2080  | Stud - Drive              | 26      | 12       | 10   | 87-3650  | Pin - Shift                 | 18      | 18       | 1    |
| 87-2100  | Bearing - Release         | 14      | 26       | 1    | 87-3660  | Spring - Compression        | 18      | 30       | 1    |
| 87-2110  | Tail Light Assembly       | 48      | 10       | 1    | 87-3670  | Hose - Hydraulic            | 45      | 21       | 1    |
| 87-2120  | Headlight Assembly        | 1       | 3        | 2    | 87-3680  | Assembly - Relief Valve     | 44      | *        | 1    |
| 87-2240  | Housing - Axle            | 26      | 7        | 2    | 87-3710  | Overflow Reservoir Assembly | 29      | 3        | 1    |
| 87-2260  | Boot - Shift Lower        | 18      | 28       | 1    | 87-3720  | Retainer - Cylinder         | 45      | 17       | 2    |
| 87-2280  | Bearing                   | 6       | 25       | 3    | 87-3750  | Cover - Steering Wheel      | 6       | 9        | 1    |
| 87-2310  | Clevis - Cable            | 34      | 35       | 2    | 87-3760  | Plate - Shift Boot          | 15      | 14       | 1    |
| 87-2310  | Clevis - Cable            | 18      | 47       | 2    | 87-3770  | Bushing - Sleeve            | 14      | 9        | 2    |
| 87-2410  | Rod - Tie                 | 23      | 17       | 2    | 87-3780  | Box - Glove                 | 2       | 3        | 1    |
| 87-2420  | Boot                      | 22      | 19       | 4    | 87-3790  | Switch - Light              | 2       | 19       | 1    |

\*Not Illustrated

# TORO PART NUMBER INDEX (Cont.)

3322-142

| Part No. | Description               | Pg. Ref.<br>No. No. Qty. | Part No. | Description                | Pg. Ref.<br>No. No. Qty. |
|----------|---------------------------|--------------------------|----------|----------------------------|--------------------------|
| 87-3800  | Bracket - Seat Bottom     | 15 3 3                   | 87-5280  | Shaft - Release            | 14 4 1                   |
| 87-3820  | Wheel - Steering          | 6 7 1                    | 87-5300  | Fork - Clutch              | 14 23 1                  |
| 87-3850  | Bar - Anti-Sway           | 21 17 1                  | 87-5320  | Guide - Release            | 14 25 1                  |
| 87-3860  | Link - Anti-Sway Bar      | 21 5 2                   | 87-5330  | Washer                     | 21 2 12                  |
| 87-3890  | Bracket - Anti-Sway Bar   | 21 18 2                  | 87-5340  | Seal Kit - Tie Rod End     | 23 * 4                   |
| 87-3910  | Bushing - Anti-Sway Bar   | 21 19 2                  | 87-5350  | Bracket - Switch           | 14 14 1                  |
| 87-3920  | Bushing - Rubber          | 21 4 24                  | 87-5360  | Lever                      | 14 17 1                  |
| 87-3920  | Bushing - Rubber          | 25 7 8                   | 87-5370  | Rear Tire & Wheel Assembly | 27 * 2                   |
| 87-3940  | Mount - Spring RH         | 25 * 1                   | 87-5490  | Switch - Neutral           | 14 15 1                  |
| 87-3960  | Mount - Spring LH         | 25 18 1                  | 87-5560  | Hub - Wheel                | 23 8 2                   |
| 87-3980  | Shackle - Spring          | 25 11 4                  | 87-5580  | Fuel Gauge Assembly        | 2 15 1                   |
| 87-3990  | Oil Strainer Assembly     | 34 24 1                  | 87-5590  | Temperature Gauge Assy.    | 2 8 1                    |
| 87-4010  | Clamp - Anti-Sway Bar     | 21 20 2                  | 87-5700  | Hydraulic Pump Assembly    | 29 22 1                  |
| 87-4060  | Spacer - Bearing          | 26 21 2                  | 87-5720  | Rim                        | 23 6 2                   |
| 87-4070  | Bumper - Front            | 1 14 1                   | 87-5730  | Hose - Hydraulic           | 34 3 1                   |
| 87-4080  | Tube - Brake LH           | 26 6 1                   | 87-5730  | Hose - Hydraulic           | 41 8 1                   |
| 87-4090  | Tube - Brake RH           | 26 1 1                   | 87-5770  | U-Bracket - Tail Light     | 48 5 1                   |
| 87-4100  | Hose - Brake              | 26 3 2                   | 87-5800  | Bracket - Mount            | 34 19 2                  |
| 87-4100  | Hose - Brake              | 25 5 2                   | 87-5910  | Decal - Supervisor         | 3 55 1                   |
| 87-4110  | Puck - Engine Adapter     | 33 41 1                  | 87-5920  | Decal - Danger             | 16 26 1                  |
| 87-4120  | Driveshaft                | 31 5 1                   | 87-5930  | Decal - Caution            | 15 10 1                  |
| 87-4150  | Hose - Radiator Lower     | 29 32 1                  | 87-5940  | Decal - Rollover           | 20 2 1                   |
| 87-4150  | Hose - Radiator Lower     | 33 35 1                  | 87-5960  | Decal - Axle               | 15 11 1                  |
| 87-4230  | Harness - Wire Front LH   | 2 41 1                   | 87-5970  | Decal - PTO                | 15 16 1                  |
| 87-4260  | Cable Assembly            | 18 15 2                  | 87-5980  | Decal - ROPS               | 20 3 2                   |
| 87-4260  | Shift Cable Assembly      | 34 36 2                  | 87-5990  | Decal - PTO                | 26 40 1                  |
| 87-4340  | Clamp - Cable             | 18 10 1                  | 87-6000  | Decal - Differential       | 15 17 1                  |
| 87-4350  | Lever - Hi-Lo             | 18 2 1                   | 87-6010  | Decal - Dump Hyd.          | 15 19 1                  |
| 87-4420  | Hi-Lo Cable Assembly      | 18 6 1                   | 87-6020  | Decal - Brake              | 15 20 1                  |
| 87-4420  | Hi-Lo Cable Assembly      | 34 31 1                  | 87-6040  | Bracket - Shifter          | 18 22 1                  |
| 87-4460  | Differential Lock Cable   | 19 11 1                  | 87-6060  | Decal - ATF                | 26 4 1                   |
| 87-4470  | Bracket                   | 34 21 1                  | 87-6070  | Decal - Workman 3300D      | 1 15 1                   |
| 87-4490  | Bracket - Hold-Down       | 44 22 1                  | 87-6170  | Frame - Seat               | 17 14 1                  |
| 87-4500  | Rod - Pivot               | 44 2 1                   | 87-6240  | Bracket - Seat Back        | 17 23 4                  |
| 87-4510  | Rod - Connecting          | 44 3 1                   | 87-6270  | Socket & Bulb Assembly     | 3 60 4                   |
| 87-4520  | Bracket - Dump Valve      | 45 27 1                  | 87-6280  | Plate - Seat Back          | 17 18 2                  |
| 87-4540  | Hydraulic Tube Assembly   | 44 20 1                  | 87-6290  | Cushion - Seat Back        | 17 17 2                  |
| 87-4560  | Tube - Hydraulic          | 44 14 1                  | 87-6300  | Lens                       | 48 7 1                   |
| 87-4560  | Tube - Hydraulic          | 45 33 1                  | 87-6310  | Gasket                     | 48 9 1                   |
| 87-4580  | Rod - Auxiliary Lever     | 49 2 1                   | 87-6320  | Bulb - Headlight           | 1 5 2                    |
| 87-4610  | Rod - Auxiliary           | 49 3 1                   | 87-6330  | Lens - Headlight           | 1 6 2                    |
| 87-4620  | Bracket - Auxiliary Valve | 50 4 1                   | 87-6370  | Rear Tire & Wheel Assembly | 27 * 2                   |
| 87-4670  | Plate - Detent Lower      | 18 48 1                  | 87-6410  | Bracket - Harness          | 14 18 2                  |
| 87-4680  | Plate - Detent Upper      | 18 49 1                  | 87-6570  | Foam - Seal                | 18 38 1                  |
| 87-4690  | Cover - Clutch            | 33 21 1                  | 87-6620  | Screw                      | 1 10 15                  |
| 87-4700  | Disc - Clutch             | 33 19 1                  | 87-6620  | Screw - Torx Hd.           | 14 42 2                  |
| 87-4710  | Spacer - Barking Brake    | 19 13 1                  | 87-6620  | Screw - Torx Pan Hd.       | 9 43 2                   |
| 87-4720  | Plate - Steering Boot     | 6 3 1                    | 87-6640  | Lever - Dump Stop          | 19 14 1                  |
| 87-4730  | Guard - Belly             | 32 19 2                  | 87-6660  | Fender - Rear 24           | 48 17 2                  |
| 87-4760  | Bushing                   | 25 12 12                 | 87-6670  | Decal - Fuse               | 3 54 1                   |
| 87-4820  | Bracket - Cable           | 34 25 1                  | 87-6710  | Switch - Supervisor        | 34 32 1                  |
| 87-4870  | Hose - Hydraulic          | 45 4 1                   | 87-6720  | Knob                       | 18 17 1                  |
| 87-4880  | Hose - Hydraulic LH       | 45 3 1                   | 87-6740  | Tire - Rear 24             | 26 16 2                  |
| 87-4900  | Hose - Hydraulic RH       | 45 31 1                  | 87-6750  | Rim - Rear 24              | 26 19 2                  |
| 87-4910  | Hose - Hydraulic RH       | 45 13 1                  | 87-6890  | Hold - Hand                | 15 1 1                   |
| 87-4920  | Hose - Hydraulic          | 41 43 1                  | 87-6900  | Tube - Hydraulic           | 32 10 1                  |
| 87-4960  | Clamp - Cable             | 18 42 1                  | 87-6910  | Spring - Compression       | 34 9 1                   |
| 87-4970  | Engine Mount Assembly     | 32 13 2                  | 87-6950  | Receiver - LH              | 20 6 1                   |
| 87-4970  | Transaxle Mount Assembly  | 34 16 2                  | 87-6960  | Receiver - RH              | 20 7 1                   |
| 87-5030  | Lever - Differential Lock | 19 3 1                   | 87-7040  | Bracket - Oil Filter       | 41 4 1                   |
| 87-5060  | Cushion - Seat Bottom     | 15 7 2                   | 87-7050  | Cap - Reservoir            | 29 43 1                  |
| 87-5080  | Spacer - Connecting       | 44 25 1                  | 87-7070  | Skirt Assembly             | 15 2 1                   |
| 87-5080  | Spacer - Connecting Rod   | 49 4 1                   | 87-7090  | Assembly - Frame, R.O.P.S. | 20 1 1                   |
| 87-5100  | Washer                    | 34 15 4                  | 87-7110  | Assembly - Axle, Rear      | 26 5 1                   |
| 87-5100  | Washer - Flat             | 32 12 4                  | 87-7150  | Assembly - Cradle, Spring  | 21 13 2                  |
| 87-5110  | Support - Lower           | 40 17 1                  | 87-7160  | Assembly - Clevis, Cable   | 18 7 1                   |
| 87-5120  | Bracket - Battery Base    | 40 13 1                  | 87-7160  | Cable Clevis Assembly      | 34 27 1                  |
| 87-5130  | Cover - Battery Base      | 40 9 1                   | 87-7170  | Bracket - Clutch Spring    | 34 39 1                  |
| 87-5140  | Nut - Lock                | 44 8 1                   | 87-7270  | Washer - Flat              | 26 23 6                  |
| 87-5150  | Screw - Cap Hex. Hd.      | 44 4 1                   | 87-7290  | Fitting - Hydraulic        | 32 9 1                   |

\*Not Illustrated

# TORO PART NUMBER INDEX (Cont.)

| Part No. | Description               | Pg. No. | Ref. No. | Qty. | Part No. | Description                | Pg. No. | Ref. No. | Qty. |
|----------|---------------------------|---------|----------|------|----------|----------------------------|---------|----------|------|
| 87-7330  | Hose - Radiator Upper     | 29      | 7        | 1    | 92-0687  | Gear - 16T                 | 37      | 18       | 1    |
| 87-7330  | Hose - Radiator Upper     | 33      | 45       | 1    | 92-0698  | Shaft - Fork R-1           | 38      | 14       | 1    |
| 87-7350  | Hose - Suction            | 32      | 6        | 1    | 92-0699  | Shaft - Fork 2-3           | 38      | 7        | 1    |
| 87-7380  | Bracket - Relay/Indicator | 41      | 10       | 1    | 92-0700  | Fork - Shift R-1           | 38      | 3        | 1    |
| 87-7470  | Plate - Clamp             | 25      | 16       | 2    | 92-0701  | Fork - Shift 2-3           | 38      | 6        | 1    |
| 87-7480  | Washer - Flat             | 25      | 31       | 8    | 92-0705  | Lock - Spindle             | 38      | 20       | 1    |
| 87-7480  | Washer - Flat             | 6       | 37       | 3    | 92-0706  | Cap - Fork Shaft           | 35      | 25       | 1    |
| 87-7600  | Rod - Battery Support     | 40      | 19       | 1    | 92-0708  | Shaft - Fork Hi-Lo         | 38      | 16       | 1    |
| 87-7610  | Tab - Battery Support     | 40      | 21       | 1    | 92-0709  | Fork - Shift Hi-Lo         | 38      | 17       | 1    |
| 87-7620  | Shield - Plastic          | 40      | 12       | 1    | 92-0710  | Counter Shaft Assembly     | 36      | 14       | 1    |
| 87-7660  | Clamp - Brake Line        | 11      | 2        | 8    | 92-0710  | Ring Gear Assembly         | 39      | 8        | 1    |
| 87-7660  | Clamp - Tube              | 9       | 40       | 2    | 92-0711  | Washer - Thrust            | 36      | 4        | 2    |
| 87-7930  | Decal - Danger            | 17      | 6        | 1    | 92-0712  | Bearing - Ball             | 36      | 1        | 1    |
| 87-7930  | Decal - Warning           | 46      | 13       | 1    | 92-0713  | Collar                     | 36      | 12       | 1    |
| 87-7930  | Decal - Warning           | 45      | 32       | 2    | 92-0714  | Bearing - Ball             | 36      | 13       | 2    |
| 87-7940  | Stud                      | 17      | 8        | 1    | 92-0715  | Gear - 49T                 | 36      | 6        | 1    |
| 87-7950  | Bed Support Assembly      | 17      | 7        | 1    | 92-0716  | Collar                     | 36      | 2        | 1    |
| 87-7960  | Lever - Shift Arm         | 34      | 13       | 2    | 92-0717  | Gear - 71T                 | 36      | 9        | 1    |
| 87-7970  | Arm - Shift               | 34      | 6        | 1    | 92-0718  | Shifter - Hi-Lo            | 36      | 7        | 1    |
| 87-8080  | Console Plate Assembly    | 15      | 21       | 1    | 92-0719  | Collar - Spline            | 36      | 8        | 1    |
| 87-8120  | Bracket - Trim Side       | 1       | 11       | 2    | 92-0720  | Case - Differential        | 39      | 31       | 1    |
| 87-8130  | Bracket - Trim Top        | 1       | 19       | 1    | 92-0721  | Fork - Differential Lock   | 39      | 17       | 1    |
| 87-8160  | Trim                      | 1       | 20       | 1    | 92-0722  | Shaft - Lock Fork          | 39      | 18       | 1    |
| 87-8240  | Cable - Parking Brake     | 19      | 24       | 2    | 92-0723  | Spring - Compression       | 39      | 19       | 1    |
| 87-8250  | Plate - Shift Arm         | 34      | 4        | 1    | 92-0724  | Arm - Differential Lock    | 39      | 27       | 1    |
| 87-8440  | Assembly - Rear Frame     | 25      | 2        | 1    | 92-0725  | Shaft - Axle L.H.          | 39      | 28       | 1    |
| 87-8460  | Bumper                    | 14      | 34       | 1    | 92-0726  | Shaft - Axle R.H.          | 39      | 1        | 1    |
| 87-8471  | Bracket - Clutch          | 14      | 7        | 1    | 92-0727  | Washer                     | 39      | 4        | 2    |
| 87-8500  | Front Wire Harness Assy.  | 2       | 47       | 1    | 92-0728  | Washer                     | 39      | 2        | 1    |
| 87-8530  | Decal - Dash              | 3       | 56       | 1    | 92-0729  | Seal - Oil                 | 38      | 10       | 3    |
| 87-8550  | Control Panel Assembly    | 2       | 53       | 1    | 92-0730  | Slider - Differential Lock | 39      | 7        | 1    |
| 87-8620  | Boot - Shift              | 15      | 13       | 1    | 92-0731  | Spring - Compression       | 38      | 2        | 3    |
| 87-8640  | Washer - Flat             | 18      | 26       | 1    | 92-0732  | Plate - Keeper             | 38      | 8        | 3    |
| 87-8710  | Tab - Clutch              | 14      | 40       | 1    | 92-0733  | Washer                     | 39      | 20       | 1    |
| 87-8730  | Stud - Drive              | 23      | 9        | 10   | 92-0740  | Washer - Thrust            | 37      | 3        | 3    |
| 87-8780  | Head - Oil Filter         | 41      | 29       | 1    | 92-0741  | Washer - Thrust            | 36      | 10       | 1    |
| 87-9080  | Decal - Grease            | 27      | 44       | 2    | 92-0743  | Breather - Air             | 35      | 27       | 1    |
| 87-9250  | Transaxle Assembly        | 34      | 20       | 1    | 92-0744  | Washer                     | 39      | 14       | 1    |
| 87-9300  | Door - Clean Out          | 29      | 35       | 1    | 92-0745  | Gear - Side L.H.           | 39      | 24       | 1    |
| 87-9350  | Hydraulic Tube Assembly   | 44      | 16       | 1    | 92-0746  | Gear - Side R.H.           | 39      | 11       | 1    |
| 87-9420  | Decal - Caution           | 29      | 36       | 1    | 92-0747  | Washer - Thrust            | 39      | 10       | 2    |
| 87-9430  | Spindle - RH              | 23      | 13       | 1    | 92-0748  | Gear - Pinion              | 39      | 12       | 2    |
| 87-9440  | Spindle - LH              | 23      | *        | 1    | 92-0749  | Shaft - Pinion             | 39      | 23       | 1    |
| 87-9480  | Fender - Front            | 16      | 24       | 2    | 92-0750  | Washer                     | 39      | 13       | 2    |
| 87-9500  | Decal - Load              | 1       | 16       | 1    | 92-0753  | Ring - Retaining           | 37      | 2        | 1    |
| 87-9810  | Foam - Overflow Tank      | 29      | 37       | 1    | 92-0753  | Ring - Retaining           | 39      | 21       | 1    |
| 92-0650  | Bearing - Ball            | 37      | 22       | 1    | 92-0754  | Ring - Retaining           | 37      | 20       | 1    |
| 92-0651  | Case - Transaxle          | 35      | 19       | 1    | 92-0755  | Ring - Retaining           | 36      | 11       | 1    |
| 92-0652  | Cover - Upper             | 35      | 7        | 1    | 92-0756  | Ring - Retaining           | 39      | 5        | 3    |
| 92-0653  | Cover - Side              | 35      | 9        | 1    | 92-0759  | Ring - Retaining           | 35      | 22       | 1    |
| 92-0654  | Carrier - Differential    | 35      | 17       | 1    | 92-0760  | Ring - Retaining           | 35      | 15       | 1    |
| 92-0655  | Cover - Seal              | 35      | 30       | 1    | 92-0761  | Ring - Retaining           | 38      | 18       | 1    |
| 92-0656  | Cover - P.T.O.            | 35      | 1        | 1    | 92-0762  | Washer - Lock              | 35      | 3        | 1    |
| 92-0657  | Plate - Center            | 35      | 21       | 1    | 92-0763  | Ring - Retaining           | 37      | 14       | 3    |
| 92-0662  | Cap - Oil                 | 35      | 5        | 1    | 92-0764  | Ring - Retaining           | 36      | 3        | 3    |
| 92-0663  | Shaft - Main              | 37      | 16       | 1    | 92-0765  | Pin - Alignment            | 35      | 8        | 4    |
| 92-0664  | Hub - Synchro             | 37      | 12       | 2    | 92-0765  | Pin - Alignment            | 39      | 9        | 2    |
| 92-0665  | Key - Synchro             | 37      | 23       | 6    | 92-0768  | Pin - Spring               | 39      | 15       | 2    |
| 92-0666  | Spring - Synchro          | 37      | 13       | 4    | 92-0769  | Pin - Spring               | 38      | 4        | 2    |
| 92-0667  | Ring - Synchro            | 37      | 6        | 3    | 92-0770  | Pin - Spring               | 39      | 26       | 1    |
| 92-0668  | Shifter - Synchro         | 37      | 7        | 2    | 92-0771  | Pin - Spring               | 39      | 16       | 1    |
| 92-0672  | Gear - 18T                | 37      | 19       | 1    | 92-0772  | Key                        | 37      | 17       | 2    |
| 92-0673  | Gear - 14T                | 37      | 21       | 1    | 92-0773  | Drain Plug Assembly        | 35      | 13       | 1    |
| 92-0674  | Shaft - Reduction         | 37      | 28       | 1    | 92-0775  | Bearing - Ball             | 39      | 6        | 2    |
| 92-0677  | Gear - 49T                | 37      | 31       | 1    | 92-0775  | Bearing - Ball             | 35      | 33       | 2    |
| 92-0679  | Gear - 23T                | 37      | 25       | 1    | 92-0776  | Bearing - Ball             | 39      | 29       | 1    |
| 92-0680  | Collar                    | 37      | 26       | 1    | 92-0778  | Bearing - Ball             | 37      | 11       | 2    |
| 92-0681  | Bearing - Needle          | 37      | 30       | 2    | 92-0780  | Bearing - Ball             | 39      | 3        | 1    |
| 92-0682  | Washer - Thrust           | 37      | 29       | 1    | 92-0781  | Bearing - Needle           | 37      | 4        | 4    |
| 92-0684  | Gear - 33T                | 37      | 10       | 1    | 92-0782  | Bearing - Needle           | 37      | 33       | 1    |

\*Not Illustrated

# TORO PART NUMBER INDEX (Cont.)

3322-142

| Part No. | Description              | Pg. Ref.<br>No. No. Qty. | Part No. | Description                | Pg. Ref.<br>No. No. Qty. |
|----------|--------------------------|--------------------------|----------|----------------------------|--------------------------|
| 92-0783  | Sleeve - Inner           | 36 5 1                   | 92-2379  | Clamp - Hose               | 42 32 1                  |
| 92-0785  | Ball                     | 38 1 3                   | 92-2379  | Clamp - Hose               | 41 34 1                  |
| 92-0787  | O-Ring                   | 35 12 1                  | 92-2601  | Ring - Retaining           | 50 49 4                  |
| 92-0787  | O-Ring                   | 39 22 1                  | 92-2602  | Coupling - Hyd. Female     | 51 54 2                  |
| 92-0788  | O-Ring                   | 35 6 1                   | 92-2603  | Plug - Dust                | 50 51 2                  |
| 92-0789  | O-Ring                   | 35 14 1                  | 92-2605  | Hydraulic Hose Assembly    | 50 36 1                  |
| 92-0790  | O-Ring                   | 35 29 1                  | 92-2606  | Hydraulic Hose Assembly    | 50 33 1                  |
| 92-0791  | Seal - Oil               | 35 26 1                  | 92-2609  | Decal - Remote Hyd.        | 15 18 1                  |
| 92-0793  | Seal - Oil               | 35 16 2                  | 92-2610  | Decal - Coupler (US)       | 51 55 1                  |
| 92-0793  | Seal - Oil               | 39 32 2                  | 92-2611  | Decal - Caution (US)       | 51 56 1                  |
| 92-0796  | Screw - Cap Hex. Hd.     | 35 31 5                  | 92-2620  | Hydraulic Tube Assembly    | 50 45 1                  |
| 92-0803  | Screw - Hex. Flange Hd.  | 39 30 12                 | 92-2622  | Hydraulic Tube Assembly    | 50 10 1                  |
| 92-0804  | Stud                     | 35 28 1                  | 92-2623  | Plate - Valve Mount        | 50 3 1                   |
| 92-0807  | Cap - Sealing            | 35 23 1                  | 92-2624  | Hydraulic Hose Assembly    | 50 6 1                   |
| 92-0808  | Shim Set                 | 35 20 1                  | 92-2625  | Relief Valve Assembly      | 50 48 1                  |
| 92-0809  | Shim Set                 | 35 11 1                  | 92-2697  | Hose - Hydraulic LH        | 45 1 1                   |
| 92-0816  | Arm - Shift Fork R-1     | 38 15 1                  | 92-2771  | Rear Coupler Bracket Assy. | 51 53 1                  |
| 92-0817  | Arm - Shift Fork 2-3     | 38 5 1                   | 92-4100  | Backplate Assembly RH      | 28 * 1                   |
| 92-0818  | Arm - Shift Fork Hi-Lo   | 38 19 1                  | 92-4101  | Primary Piston Assembly    | 10 11 1                  |
| 92-0819  | Gear - 40T               | 37 32 1                  | 92-4102  | Secondary Piston Assembly  | 10 4 1                   |
| 92-0820  | Gear - 27T               | 37 5 1                   | 92-4103  | Pin - Stop                 | 10 3 1                   |
| 92-0821  | Gear - 24T               | 37 15 1                  | 92-4108  | Washer - Retainer          | 10 10 1                  |
| 92-0822  | Gear - 28T               | 37 24 1                  | 92-4109  | Circlip                    | 10 9 1                   |
| 92-0823  | Gear - 43T               | 37 27 1                  | 92-4110  | Clevis                     | 10 5 1                   |
| 92-0824  | Shaft - Reverse Idler    | 37 9 1                   | 92-4111  | Petcock - Radiator         | 29 38 1                  |
| 92-0827  | Gear                     | 53 12 1                  | 92-4112  | Cap Assembly               | 10 12 1                  |
| 92-0830  | Plate - Rear             | 59 47 1                  | 92-4113  | Screw - Bleed              | 24 4 1                   |
| 92-0831  | Pin - Knock              | 59 48 1                  | 92-4114  | Cap - Bleed Screw          | 24 5 1                   |
| 92-0835  | Gear                     | 54 7 1                   | 92-4114  | Cap - Bleed Screw          | 28 5 1                   |
| 92-0836  | Flywheel Assembly        | 54 13 1                  | 92-4115  | Backplate Assembly LH      | 24 2 1                   |
| 92-0837  | Fitting - Thermostat     | 56 32 1                  | 92-4116  | Backplate Assembly RH      | 24 * 1                   |
| 92-0839  | Plate                    | 53 14 1                  | 92-4117  | Assy. - Wheel Cylinder LH  | 24 * 1                   |
| 92-0840  | Gear                     | 53 17 1                  | 92-4118  | Assy. - Wheel Cylinder RH  | 24 * 1                   |
| 92-0841  | Ring - Retaining         | 53 15 1                  | 92-4119  | Kit - Seal                 | 24 * 1                   |
| 92-0842  | Gear Assembly            | 53 13 1                  | 92-4120  | Shoe & Lining Set          | 24 13 1                  |
| 92-0843  | Bolt w/Washer            | 63 2 2                   | 92-4121  | Assembly - Adjuster LH     | 24 * 1                   |
| 92-0844  | Plug - Glow              | 56 39 3                  | 92-4122  | Assembly - Adjuster RH     | 24 * 1                   |
| 92-0845  | Crankshaft               | 54 16 1                  | 92-4123  | Assembly - Pawl LH         | 24 19 1                  |
| 92-1914  | Bearing - Ball           | 54 27 1                  | 92-4123  | Assembly - Pawl LH         | 28 19 1                  |
| 92-2160  | Cartridge - Relief Valve | 44 12 1                  | 92-4124  | Assembly - Pawl RH         | 24 * 1                   |
| 92-2161  | Body - Relief Valve      | 44 28 1                  | 92-4124  | Assembly - Pawl RH         | 28 * 1                   |
| 92-2162  | Head                     | 46 6 1                   | 92-4125  | Plug                       | 24 3 1                   |
| 92-2165  | Kit - Repair             | 46 * 1                   | 92-4126  | Spring - Shoe, Upper LH    | 24 14 1                  |
| 92-2173  | Screw - Cap Socket Head  | 30 18 8                  | 92-4127  | Spring - Shoe, Upper RH    | 24 * 1                   |
| 92-2174  | Screw - Adjusting        | 30 22 1                  | 92-4128  | Spring - Shoe, Lower       | 24 15 1                  |
| 92-2175  | Gear                     | 30 11 2                  | 92-4129  | Spring - Adjuster, LH      | 24 20 1                  |
| 92-2176  | Pin - Dowel              | 30 16 2                  | 92-4130  | Spring - Adjuster, RH      | 24 * 1                   |
| 92-2177  | Pin - Shear              | 30 7 1                   | 92-4131  | Washer - Hold Down         | 24 22 2                  |
| 92-2178  | Ring - Crescent          | 30 4 4                   | 92-4131  | Washer - Hold Down         | 28 22 2                  |
| 92-2179  | Key - Square             | 30 5 1                   | 92-4132  | Spring - Hold Down         | 24 23 2                  |
| 92-2180  | Gasket - Copper          | 30 23 1                  | 92-4133  | Pin - Hold Down            | 24 26 2                  |
| 92-2181  | Plate - Pressure         | 30 13 1                  | 92-4133  | Pin - Hold Down            | 28 26 2                  |
| 92-2182  | Plate - Seal             | 30 9 1                   | 92-4134  | Plug - Inspection          | 24 25 1                  |
| 92-2183  | Plate - Wear             | 30 10 1                  | 92-4134  | Plug - Inspection          | 28 25 1                  |
| 92-2184  | Cap - Relief Valve       | 30 24 1                  | 92-4135  | Set Bolt                   | 24 1 2                   |
| 92-2185  | Plug                     | 30 19 1                  | 92-4135  | Set Bolt                   | 28 1 2                   |
| 92-2186  | Spacer                   | 30 3 1                   | 92-4136  | Backplate Assembly LH      | 28 2 1                   |
| 92-2187  | Housing - Gear, End      | 30 17 1                  | 92-4137  | Screw - Bleed              | 28 4 1                   |
| 92-2189  | Shaft - Drive            | 30 6 1                   | 92-4140  | Assy. - Wheel Cylinder LH  | 28 * 1                   |
| 92-2190  | Shaft - Idler            | 30 25 1                  | 92-4141  | Assy. - Wheel Cylinder RH  | 28 * 1                   |
| 92-2191  | Bearing                  | 30 27 1                  | 92-4142  | Seal Kit                   | 28 * 1                   |
| 92-2192  | Bearing                  | 30 12 4                  | 92-4143  | Shoe & Lining Set          | 28 13 1                  |
| 92-2193  | Ball                     | 30 20 1                  | 92-4144  | Assembly - Adjuster LH     | 28 * 1                   |
| 92-2194  | Spring                   | 30 21 1                  | 92-4145  | Assembly - Adjuster RH     | 28 * 1                   |
| 92-2195  | Seal - Oil               | 30 2 1                   | 92-4146  | Plug                       | 28 3 1                   |
| 92-2196  | Seal - Pressure Plate    | 30 15 1                  | 92-4147  | Spring - Shoe, Upper LH    | 28 14 1                  |
| 92-2197  | Seal - Back Up           | 30 14 1                  | 92-4148  | Spring - Shoe, Upper RH    | 28 * 1                   |
| 92-2198  | Seal                     | 30 26 1                  | 92-4149  | Spring - Shoe, Lower       | 28 15 1                  |
| 92-2199  | Key - Ball               | 30 28 1                  | 92-4150  | Spring - Adjuster, LH      | 28 20 1                  |
| 92-2379  | Clamp - Hose             | 29 2 2                   | 92-4151  | Spring - Adjuster, RH      | 28 * 1                   |

\*Not Illustrated

# TORO PART NUMBER INDEX (Cont.)

| Part No. | Description                  | Pg. No. | Ref. No. | Qty. | Part No. | Description                   | Pg. No. | Ref. No. | Qty. |
|----------|------------------------------|---------|----------|------|----------|-------------------------------|---------|----------|------|
| 92-4152  | Spring - Hold Down           | 28      | 23       | 2    | 93-7100  | Mount - Engine                | 32      | 5        | 1    |
| 92-4153  | Assembly - Steering Column   | 6       | 11       | 1    | 93-7100  | Mount - Engine                | 33      | 40       | 1    |
| 92-4154  | Universal Joint Assembly     | 6       | 31       | 1    | 93-7103  | Screen - Radiator             | 29      | 8        | 1    |
| 92-4155  | Slip Joint Assembly - Upper  | 6       | 28       | 1    | 93-7120  | Housing - Bell                | 14      | 10       | 1    |
| 92-4156  | Slip Joint Assembly - Lower  | 6       | 29       | 1    | 93-7123  | Hose - Brake Front            | 22      | 8        | 2    |
| 92-4157  | Boot - Steering Shaft        | 6       | 24       | 1    | 93-7123  | Hose - Brake Front            | 11      | 9        | 2    |
| 92-4158  | Valve Assy. - Hyd. Gear      | 8       | *        | 1    | 93-7125  | Brake Assembly RH             | 26      | *        | 1    |
| 92-4159  | Nut - Adjuster Plug Lock     | 7       | 25       | 1    | 93-7125  | Rear Brake Assembly - RH      | 28      | *        | 1    |
| 92-4160  | Bearing Service Kit - Upper  | 8       | *        | 1    | 93-7126  | Brake Assembly LH             | 26      | 9        | 1    |
| 92-4161  | Assembly - Cover Service     | 7       | *        | 1    | 93-7126  | Rear Brake Assembly - LH      | 28      | *        | 1    |
| 92-4162  | Pitman Shaft - Gear Service  | 8       | *        | 1    | 93-7128  | Drum - Brake                  | 26      | 15       | 2    |
| 92-4163  | Assy. - Steering Housing     | 8       | *        | 1    | 93-7133  | Arm - Control Upper LH        | 22      | *        | 1    |
| 92-4164  | Plug Assy. - Service Adjust. | 8       | *        | 1    | 93-7135  | Arm - Control Upper RH        | 22      | 21       | 1    |
| 92-4165  | Plug - Housing End           | 7       | 2        | 1    | 93-7140  | Belt - V                      | 31      | 14       | 1    |
| 92-4166  | Rack/Piston/Nut Assembly     | 8       | *        | 1    | 93-7145  | Screw - Cap Hex. Hd.          | 6       | 19       | 3    |
| 92-4167  | Assembly - Plug Service      | 8       | *        | 1    | 93-7252  | Decal - CE (Europe)           | 3       | 66       | 1    |
| 92-4168  | Return - Guide Ball          | 7       | 7        | 2    | 93-7275  | Decal - Fluid (Europe)        | 31      | 18       | 1    |
| 92-4169  | Bearing - Needle             | 7       | 21       | 1    | 93-7276  | Decal - Danger (Europe)       | 40      | 25       | 1    |
| 92-4170  | Bearing - Pitman Shaft       | 7       | 47       | 1    | 93-7814  | Decal - Caution (Europe)      | 31      | 1        | 1    |
| 92-4179  | Yoke, Shaft & Seal Tube      | 26      | 33       | 2    | 93-8071  | Decal - Caution (Europe)      | 25      | 29       | 2    |
| 92-4180  | Seal                         | 26      | 32       | 2    | 93-8938  | Bracket - Cover Mount LH      | 29      | 44       | 1    |
| 92-4182  | Yoke & Hub                   | 26      | 31       | 2    | 93-8939  | Bracket - Cover Mount RH      | 29      | 46       | 1    |
| 92-4187  | Cross & Bearing Kit          | 26      | 30       | 4    | 93-8940  | Cover - Radiator              | 29      | 45       | 1    |
| 92-4188  | Ring - Snap                  | 26      | 28       | 12   | 93-8941  | Bracket - Front LH            | 48      | 15       | 1    |
| 92-4189  | Strap & Bolt Kit             | 26      | 36       | 2    | 93-8942  | Bracket - Front RH            | 48      | *        | 1    |
| 92-4190  | Yoke - End                   | 26      | 29       | 2    | 93-8943  | Plate - Tail Light LH         | 48      | 12       | 1    |
| 92-4198  | Fan Shroud Assembly          | 29      | 17       | 1    | 93-8944  | Plate - Tail Light RH         | 48      | *        | 1    |
| 92-5304  | Decal - Brake (Japan)        | 15      | 20       | 1    | 93-8961  | Arm - Accelerator Pedal       | 9       | 10       | 1    |
| 92-5311  | Decal - Differential (Japan) | 15      | 17       | 1    | 93-8965  | Pedal - Brake                 | 9       | 27       | 1    |
| 92-5318  | Decal - Axle (Japan)         | 15      | 11       | 1    | 93-8969  | Pedal - Accelerator           | 9       | 15       | 1    |
| 92-5325  | Decal - Caution (Japan)      | 15      | 10       | 1    | 93-8970  | Cylinder Head Assembly        | 56      | 28       | 1    |
| 92-5332  | Decal - Supervisor (Japan)   | 3       | 55       | 1    | 93-8971  | Seal - Port, Flange           | 10      | 2        | 2    |
| 92-5339  | Decal - Coupler (JAP)        | 51      | *        | 1    | 93-8972  | Shaft - Idler                 | 59      | 34       | 1    |
| 92-5346  | Decal - Remote Hyd.          | 15      | 18       | 1    | 93-8973  | Piston & Pin Set STD          | 54      | 10       | 3    |
| 92-5353  | Decal - Dump Hyd. (Japan)    | 15      | 19       | 1    | 93-8974  | Thermostat                    | 33      | 42       | 1    |
| 92-5360  | Decal - PTO (Japan)          | 15      | 16       | 1    | 93-8974  | Thermostat                    | 56      | 45       | 1    |
| 92-5367  | Decal - PTO (Japan)          | 26      | 40       | 1    | 93-8975  | Piston & Pin Set 0.25 OS      | 54      | *        | 3    |
| 92-5374  | Decal - Fuse (Japan)         | 3       | 54       | 1    | 93-8976  | Piston & Pin Set 0.50 OS      | 54      | *        | 3    |
| 92-5381  | Decal - ROPS (Japan)         | 20      | 3        | 2    | 93-8995  | Rod - Threaded                | 33      | 46       | 1    |
| 92-5388  | Decal - Rollover (Japan)     | 20      | 2        | 1    | 93-9089  | Decal - Coupler (CE)          | 51      | *        | 1    |
| 92-5395  | Decal - Load (Japan)         | 1       | 16       | 1    | 93-9090  | Decal - Caution (CE)          | 51      | *        | 1    |
| 92-5466  | Decal - Caution (JAP)        | 51      | *        | 1    | 93-9164  | Indicator - Service           | 42      | 39       | 1    |
| 92-5473  | Decal - ATF (Japan)          | 26      | 4        | 1    | 93-9430  | Decal - Differential (Europe) | 15      | 17       | 1    |
| 92-5951  | Angle - Hitch                | 26      | 41       | 1    | 93-9442  | Decal - ATF (Europe)          | 26      | 4        | 1    |
| 92-5972  | Grommet                      | 17      | 5        | 4    | 93-9443  | Decal - Brake (Europe)        | 15      | 20       | 1    |
| 92-6408  | Decal - Danger (Japan)       | 16      | 26       | 1    | 93-9444  | Decal - Dump Hyd.             | 15      | 19       | 1    |
| 92-6415  | Decal - Danger (Japan)       | 17      | 6        | 1    | 93-9445  | Decal - Dash (Europe)         | 3       | 56       | 1    |
| 92-6415  | Decal - Warning (Japan)      | 45      | 32       | 2    | 93-9447  | Decal - Caution (Europe)      | 29      | 36       | 1    |
| 92-6429  | Decal - Dash (Japan)         | 3       | 56       | 1    | 93-9448  | Decal - Caution (Europe)      | 15      | 10       | 1    |
| 92-6444  | Decal - Grease (Japan)       | 27      | 44       | 2    | 93-9449  | Decal - Grease (Europe)       | 27      | 44       | 2    |
| 92-6479  | Decal - Caution (Japan)      | 25      | 29       | 2    | 93-9535  | Hydraulic Tube Assembly       | 50      | 5        | 1    |
| 92-6493  | Decal - Warning (Japan)      | 21      | 33       | 2    | 93-9536  | Rod - Connecting              | 49      | 6        | 1    |
| 92-7905  | Switch & Bracket Assembly    | 50      | 31       | 1    | 93-9537  | Bracket - Switch Mounting     | 50      | 44       | 1    |
| 93-0307  | Nut - Retainer               | 23      | 35       | 2    | 93-9538  | Cover - Switch                | 50      | 42       | 1    |
| 93-0309  | Washer - Tab                 | 23      | 3        | 2    | 93-9539  | Strip - Tapped                | 50      | 30       | 1    |
| 93-2191  | Mounting Band Assembly       | 42      | 36       | 1    | 93-9540  | Sleeve - Protective           | 50      | 35       | 1    |
| 93-2195  | Element - Air Cleaner        | 43      | 3        | 1    | 93-9541  | Harness - Wire                | 51      | 57       | 1    |
| 93-3102  | Cap - Fuel                   | 42      | 1        | 1    | 93-9542  | Cam - Switch                  | 50      | 13       | 1    |
| 93-3766  | Decal - Caution (Japan)      | 29      | 36       | 1    | 93-9551  | Sleeve - Protective           | 50      | 40       | 1    |
| 93-6668  | Decal - Charging (Europe)    | 40      | 24       | 1    | 93-9552  | Hose - Hydraulic              | 45      | 4        | 1    |
| 93-6687  | Decal - No Step (Europe)     | 40      | 10       | 1    | 93-9850  | Decal - Rollover (Europe)     | 20      | 2        | 1    |
| 93-7051  | Radiator Assembly            | 29      | 39       | 1    | 93-9851  | Decal - Fuse (Europe)         | 3       | 54       | 1    |
| 93-7053  | Warning Light Assembly       | 2       | 9        | 1    | 93-9852  | Decal - Danger (Europe)       | 17      | 6        | 1    |
| 93-7081  | Tube - Brake Front RH        | 11      | 10       | 1    | 93-9852  | Decal - Warning (Europe)      | 45      | 32       | 2    |
| 93-7082  | Tube - Brake Front LH        | 11      | 16       | 1    | 93-9856  | Decal - Supervisor (Europe)   | 3       | 55       | 1    |
| 93-7085  | Tube - Brake Front           | 11      | 19       | 1    | 93-9857  | Decal - Axle (Europe)         | 15      | 11       | 1    |
| 93-7088  | Support - Fan                | 29      | 20       | 1    | 93-9859  | Decal - ROPS (Europe)         | 20      | 3        | 2    |
| 93-7090  | Stub - Axle                  | 26      | 14       | 2    | 93-9860  | Decal - Danger (Europe)       | 16      | 26       | 1    |
| 93-7094  | Cover - Wire Harness         | 2       | 49       | 1    | 93-9861  | Decal - PTO (Europe)          | 15      | 16       | 1    |
| 93-7099  | Frame - Engine               | 32      | 1        | 1    | 93-9862  | Decal - PTO (Europe)          | 26      | 40       | 1    |

\*Not Illustrated

# TORO PART NUMBER INDEX (Cont.)

3322-142

| Part No. | Description                | Pg. No. | Ref. No. | Qty. | Part No. | Description                | Pg. No. | Ref. No. | Qty. |
|----------|----------------------------|---------|----------|------|----------|----------------------------|---------|----------|------|
| 93-9866  | Decal - Remote Hyd.        | 15      | 18       | 1    | 98-2938  | Nut Set - Terminal         | 64      | 18       | 1    |
| 93-9879  | Decal - Warning (Europe)   | 21      | 33       | 2    | 98-2939  | Screw - Cap Hex. Hd.       | 26      | 37       | 4    |
| 94-1224  | Decal - Load (Europe)      | 1       | 16       | 1    | 98-2940  | Yoke - Double Clamp        | 26      | 34       | 2    |
| 94-1257  | Block Sub-Assembly         | 53      | 1        | 1    | 98-2945  | Hose                       | 33      | 14       | 1    |
| 94-1258  | Gasket - Cylinder Head     | 56      | 25       | 1    | 98-2945  | Hose - Fuel                | 42      | 11       | 1    |
| 94-1259  | Case Sub-Assembly          | 57      | 1        | 1    | 98-2946  | Cover - Engine             | 33      | 56       | 1    |
| 94-1414  | Valve - Vacuator           | 43      | 5        | 1    | 98-2947  | V-Belt                     | 58      | 2        | 1    |
| 94-1416  | Asm-Adapter, Indicator     | 42      | 38       | 1    | 98-2948  | Brace - Generator          | 64      | 6        | 1    |
| 94-3533  | Cover (Intake)             | 56      | 5        | 1    | 98-2949  | Alternator Assembly        | 64      | * 1      |      |
| 94-3652  | Assembly - Cover           | 43      | 4        | 1    | 98-2952  | Fitting - Straight         | 42      | 9        | 1    |
| 94-3800  | Master Cylinder Assembly   | 9       | 3        | 1    | 98-2962  | Seal Kit - Pitman Shaft    | 8       | * 1      |      |
| 94-3804  | Rod End Assy. LH Thread    | 23      | *19      | 2    | 98-2967  | Driveshaft Assembly Kit    | 27      | * 2      |      |
| 94-3807  | Rod End Assy. RH Thread    | 23      | *        | 2    | 98-2968  | Yoke Kit                   | 27      | * 2      |      |
| 94-3814  | Tube - Hydraulic           | 9       | 1        | 1    | 98-2969  | 1/2 Yoke Kit               | 27      | * 2      |      |
| 94-3815  | Tube - Hydraulic           | 9       | 2        | 1    | 98-2982  | Element - Filter, Safety   | 43      | * 1      |      |
| 94-3819  | Tube - Brake Rear          | 11      | 5        | 1    | 98-2982  | Filter-Element, Safety     | 42      | 37       | 1    |
| 94-3820  | Tube - Brake Front         | 11      | 1        | 1    | 98-9335  | Plate-Warning, Fan         | 29      | 47       | 1    |
| 94-3821  | Plate - Center, Frame      | 9       | 34       | 1    | 99-1114  | Harness - Wire             | 33      | 15       | 1    |
| 94-3827  | Spring - Return            | 62      | 41       | 1    | 99-1114  | Harness - Wire             | 41      | 25       | 1    |
| 94-3829  | Pin - Clevis               | 19      | 23       | 1    | 99-1114  | Harness - Wire Rear        | 40      | 22       | 1    |
| 94-3836  | Cable - Accelerator        | 33      | 6        | 1    | 99-1114  | Harness - Wire Rear        | 2       | 34       | 1    |
| 94-3836  | Cable - Accelerator        | 9       | 47       | 1    | 99-1199  | Pedal - Clutch             | 14      | 37       | 1    |
| 94-3837  | Cable - Clutch             | 3       | 67       | 1    | 99-1201  | Clutch Cable Assembly      | 14      | 1        | 1    |
| 94-3838  | Bracket - Mudflap LH       | 1       | 23       | 1    | 99-1202  | Rod End                    | 14      | 46       | 1    |
| 94-3839  | Bracket - Mudflap RH       | 1       | *        | 1    | 99-1220  | Decal - Quick Ref.         | 15      | 23       | 1    |
| 94-3841  | Mudflap                    | 1       | 26       | 2    | 99-9379  | Decal - Quick Ref. (DK)    | 15      | 23       | 1    |
| 94-3842  | Tube - Brake Rear          | 11      | 12       | 1    | 99-9380  | Decal - Quick Ref. (NL)    | 15      | 23       | 1    |
| 94-3843  | Tube - Brake LH            | 25      | 22       | 1    | 99-9381  | Decal - Quick Ref. (SF)    | 15      | 23       | 1    |
| 94-3844  | Tube - Brake LH            | 25      | *        | 1    | 99-9382  | Decal - Quick Ref. (F)     | 15      | 23       | 1    |
| 94-3845  | Tube - Brake RH            | 25      | 20       | 1    | 99-9383  | Decal - Quick Ref. (D)     | 15      | 23       | 1    |
| 94-3846  | Tube - Brake RH            | 25      | 3        | 1    | 99-9384  | Decal - Quick Ref. (I)     | 15      | 23       | 1    |
| 94-5202  | Lever Support Assembly     | 18      | 14       | 1    | 99-9385  | Decal - Quick Ref. (Japan) | 16      | 23       | 1    |
| 94-5203  | Hydraulic Cylinder Assy.   | 45      | 16       | 2    | 99-9386  | Decal - Quick Ref. (N)     | 15      | 23       | 1    |
| 94-5206  | Barrel Assembly            | 46      | 1        | 1    | 99-9387  | Decal - Quick Ref. (P)     | 15      | 23       | 1    |
| 94-5207  | Shaft                      | 46      | 2        | 1    | 99-9388  | Decal - Quick Ref. (ES)    | 15      | 23       | 1    |
| 94-5209  | Cover - Dust               | 10      | 7        | 1    | 99-9389  | Decal - Quick Ref. (S)     | 15      | 23       | 1    |
| 94-5210  | Rod - Push                 | 10      | 8        | 1    | 218-446  | Nut - Hex.                 | 2       | 11       | 1    |
| 94-5213  | Muffler                    | 33      | 31       | 1    | 218-447  | Washer - Lock              | 2       | 12       | 1    |
| 94-5221  | Flap - Master Cylinder     | 9       | 42       | 1    | 218-473  | Boot - Switch              | 3       | 63       | 1    |
| 94-5223  | Bell Crank                 | 9       | 19       | 1    | 218-574  | Fuse - 7.5 Amp             | 2       | 46       | 2    |
| 94-5237  | Pulley                     | 29      | 26       | 1    | 218-578  | Fuse - 10 Amp              | 3       | 61       | 1    |
| 94-5238  | Hose - Air Intake          | 33      | 11       | 1    | 218-600  | Bulb                       | 2       | 13       | 2    |
| 94-5240  | Operators Platform Assy.   | 1       | 17       | 1    | 219-17   | Bulb - Warning Light       | 3       | 59       | 4    |
| 94-5245  | Supervisor Switch Assembly | 2       | 29       | 1    | 232-27   | Stem - Valve               | 23      | 31       | 2    |
| 94-5248  | Elbow - Air Intake         | 42      | 19       | 1    | 232-27   | Valve - Stem               | 26      | 17       | 2    |
| 94-5255  | Hose - Hydraulic           | 41      | 43       | 1    | 233-37   | Knob                       | 18      | 1        | 1    |
| 94-5255  | Hydraulic Hose Assembly    | 50      | 29       | 1    | 233-39   | Knob                       | 44      | 1        | 1    |
| 94-5256  | Bell Crank                 | 33      | 8        | 1    | 233-39   | Knob                       | 49      | 1        | 1    |
| 94-5259  | Bracket - Accelerator      | 33      | 4        | 1    | 233-39   | Knob                       | 6       | 1        | 1    |
| 94-5261  | Tire                       | 23      | 5        | 2    | 233-48   | Knob                       | 19      | 4        | 1    |
| 94-5272  | Decal - Warning            | 3       | 68       | 1    | 237-21   | Seal - O-Ring              | 45      | 2        | 6    |
| 94-5299  | Rod - Link                 | 9       | 25       | 1    | 237-22   | Seal - O-Ring              | 45      | 5        | 3    |
| 95-5805  | Air Cleaner Assembly       | 42      | 23       | 1    | 237-22   | Seal - O-Ring              | 44      | 9        | 4    |
| 95-7394  | Shaft - Brake              | 9       | 35       | 1    | 237-22   | Seal - O-Ring              | 50      | 14       | 10   |
| 98-2915  | Fuel Tank Assembly         | 42      | 2        | 1    | 237-30   | Seal - O-Ring              | 34      | 33       | 2    |
| 98-2918  | Driveshaft Assembly        | 27      | *51      | 2    | 237-42   | O-Ring                     | 47      | 2        | 2    |
| 98-2920  | Engine                     | 33      | 55       | 1    | 237-42   | O-Ring                     | 52      | 2        | 2    |
| 98-2925  | Front Housing Assembly     | 64      | 9        | 1    | 237-42   | Seal - O-Ring              | 45      | 7        | 2    |
| 98-2926  | Screw Set (3 Screws)       | 64      | 7        | 1    | 237-42   | Seal - O-Ring              | 44      | 11       | 2    |
| 98-2927  | Bearing - Front            | 64      | 8        | 1    | 237-42   | Seal - O-Ring              | 50      | 15       | 5    |
| 98-2928  | Rotor Assembly             | 64      | 10       | 1    | 237-42   | Seal - O-Ring              | 34      | 41       | 1    |
| 98-2929  | Nut - Set                  | 64      | 1        | 1    | 237-78   | Seal - O-Ring              | 45      | 15       | 4    |
| 98-2930  | Pulley Set                 | 64      | 23       | 1    | 237-78   | Seal - O-Ring              | 50      | 16       | 3    |
| 98-2931  | Bolt Set (4 Bolts)         | 64      | 5        | 1    | 237-79   | Seal - O-Ring              | 41      | 5        | 2    |
| 98-2932  | Bearing - Rear             | 64      | 11       | 1    | 237-79   | Seal - O-Ring              | 45      | 25       | 1    |
| 98-2933  | Stator Assembly            | 64      | 21       | 1    | 237-80   | Seal - O-Ring              | 45      | 24       | 1    |
| 98-2934  | Rear Housing Assembly      | 64      | 15       | 1    | 237-123  | Seal - O-Ring              | 34      | 23       | 1    |
| 98-2935  | Regulator Assembly         | 64      | 17       | 1    | 240-5    | Grommet                    | 14      | 31       | 1    |
| 98-2936  | Brush Assembly             | 64      | 19       | 2    | 241-119  | Cap Dust                   | 23      | 1        | 2    |
| 98-2937  | Rectifier Assembly         | 64      | 16       | 1    | 2410-35  | Plug                       | 2       | 6        | 1    |

\*Not Illustrated

# TORO PART NUMBER INDEX (Cont.)

| Part No. | Description          | Pg. No. | Ref. No. | Qty. | Part No. | Description             | Pg. No. | Ref. No. | Qty. |
|----------|----------------------|---------|----------|------|----------|-------------------------|---------|----------|------|
| 2410-42  | Cap - Front Bumper   | 1       | 12       | 2    | 321-6    | Screw - Cap Hex. Hd.    | 22      | 5        | 2    |
| 2410-64  | Plug - Hole          | 3       | 64       | 1    | 321-9    | Screw - Cap Hex. Hd.    | 11      | 3        | 4    |
| 2411-33  | Joint - Ball         | 14      | 3        | 1    | 321-9    | Screw - Cap Hex. Hd.    | 44      | 5        | 2    |
| 2412-10  | Clamp - R            | 22      | 7        | 2    | 321-9    | Screw - Cap Hex. Hd.    | 19      | 27       | 1    |
| 2412-34  | Clamp                | 45      | 22       | 1    | 321-9    | Screw - Cap Hex. Hd.    | 9       | 38       | 1    |
| 2412-34  | Clamp                | 33      | 36       | 2    | 321-9    | Screw - Hex. Hd.        | 50      | 46       | 1    |
| 2412-34  | Clamp - Hose         | 29      | 6        | 2    | 321-14   | Screw - Cap Hex. Hd.    | 45      | 8        | 2    |
| 2412-34  | Clamp - Hose         | 32      | 7        | 1    | 321-15   | Screw - Cap Hex. Hd.    | 44      | 13       | 1    |
| 2412-36  | Clamp                | 42      | 8        | 1    | 321-23   | Screw - Hex. Hd.        | 50      | 43       | 2    |
| 2412-36  | Clamp - Hose         | 34      | 2        | 1    | 322-2    | Screw - Cap Hex. Hd.    | 11      | 11       | 1    |
| 2412-36  | Clamp - Hose         | 41      | 7        | 2    | 322-2    | Screw - Cap Hex. Hd.    | 6       | 16       | 6    |
| 2412-89  | Clamp - R            | 40      | 20       | 1    | 322-2    | Screw - Cap Hex. Hd.    | 42      | 22       | 2    |
| 2412-89  | Clamp - R            | 11      | 21       | 1    | 322-2    | Screw - Cap Hex. Hd.    | 29      | 42       | 6    |
| 2412-89  | Clamp - R            | 14      | 29       | 1    | 322-2    | Screw - Cap Hex. Hd.    | 2       | 50       | 3    |
| 2412-89  | Clamp - R            | 2       | 32       | 1    | 322-3    | Screw - Cap Hex. Hd.    | 50      | 7        | 4    |
| 2412-92  | Clamp - Hose         | 33      | 10       | 1    | 322-3    | Screw - Cap Hex. Hd.    | 45      | 20       | 4    |
| 2412-92  | Clamp - Hose         | 42      | 20       | 2    | 322-5    | Screw - Cap Hex. Hd.    | 31      | 2        | 4    |
| 2412-93  | Clamp - R            | 48      | 2        | 1    | 322-5    | Screw - Cap Hex. Hd.    | 15      | 6        | 8    |
| 2412-105 | Clamp - R            | 6       | 17       | 2    | 322-5    | Screw - Cap Hex. Hd.    | 49      | 9        | 1    |
| 2412-106 | Clamp - R            | 32      | 11       | 1    | 322-5    | Screw - Cap Hex. Hd.    | 22      | 10       | 2    |
| 2412-108 | Clamp - Hose         | 42      | 10       | 1    | 322-5    | Screw - Cap Hex. Hd.    | 48      | 20       | 4    |
| 2412-108 | Clamp - Hose         | 33      | 12       | 2    | 322-5    | Screw - Cap Hex. Hd.    | 44      | 24       | 1    |
| 2412-108 | Clamp - Hose         | 41      | 15       | 3    | 322-5    | Screw - Cap Hex. Hd.    | 29      | 25       | 4    |
| 2412-133 | Clamp - R            | 17      | 3        | 2    | 322-5    | Screw - Cap Hex. Hd.    | 9       | 36       | 1    |
| 2412-149 | Clamp - R            | 33      | 37       | 1    | 322-5    | Screw - Cap Hex. Hd.    | 18      | 51       | 2    |
| 2412-149 | Clamp - Tube         | 25      | 24       | 4    | 322-7    | Screw - Cap Hex. Hd.    | 31      | 9        | 4    |
| 251-8    | Bearing - Ball       | 37      | 1        | 2    | 322-12   | Screw - Cap Hex. Hd.    | 18      | 25       | 1    |
| 251-82   | Bearing - Ball       | 31      | 11       | 2    | 323-4    | Screw - Cap Hex. Hd.    | 42      | 16       | 2    |
| 251-346  | Bearing - Ball       | 37      | 8        | 1    | 323-4    | Screw - Cap Hex. Hd.    | 1       | 22       | 1    |
| 254-72   | Cup - Bearing        | 23      | 29       | 2    | 323-6    | Screw - Cap Hex. Hd.    | 19      | 1        | 1    |
| 254-94   | Cone - Bearing       | 23      | 30       | 2    | 323-6    | Screw - Cap Hex. Hd.    | 26      | 11       | 8    |
| 254-106  | Cone - Bearing       | 23      | 27       | 2    | 323-6    | Screw - Cap Hex. Hd.    | 17      | 12       | 2    |
| 254-107  | Cup - Bearing        | 23      | 28       | 2    | 323-6    | Screw - Cap Hex. Hd.    | 18      | 37       | 1    |
| 256-155  | Bushing - Flange     | 9       | 26       | 2    | 323-7    | Screw - Cap Hex. Hd.    | 34      | 10       | 4    |
| 256-156  | Bushing - Flange     | 14      | 36       | 2    | 323-7    | Screw - Cap Hex. Hd.    | 9       | 17       | 2    |
| 256-247  | Bushing - Flange     | 9       | 18       | 2    | 323-7    | Screw - Cap Hex. Hd.    | 26      | 43       | 4    |
| 256-259  | Bushing - Flange     | 9       | 9        | 2    | 323-8    | Screw - Hex. Flange Hd. | 23      | 11       | 8    |
| 283-2    | Pin - Clevis         | 9       | 4        | 1    | 323-9    | Screw - Cap Hex. Hd.    | 40      | 14       | 1    |
| 283-30   | Pin - Clevis         | 9       | 12       | 1    | 323-10   | Screw - Cap Hex. Hd.    | 34      | 7        | 1    |
| 283-62   | Pin - Clevis         | 19      | 6        | 1    | 323-12   | Screw - Cap Hex. Hd.    | 21      | 6        | 8    |
| 283-62   | Pin - Clevis         | 18      | 8        | 3    | 324-9    | Screw - Cap Hex. Hd.    | 21      | 22       | 4    |
| 283-62   | Pin - Clevis         | 34      | 34       | 3    | 324-10   | Screw - Cap Hex. Hd.    | 21      | 1        | 4    |
| 283-75   | Pin - Clevis         | 14      | 35       | 1    | 324-12   | Screw - Cap Hex. Hd.    | 32      | 3        | 2    |
| 283-85   | Pin - Clevis         | 9       | 14       | 1    | 324-13   | Screw - Cap Hex. Hd.    | 21      | 10       | 2    |
| 285-17   | Plug                 | 43      | 1        | 1    | 325-4    | Screw - Cap Hex. Hd.    | 17      | 15       | 2    |
| 302-5    | Fitting - Grease     | 33      | 5        | 1    | 325-13   | Screw - Cap Hex. Hd.    | 22      | 11       | 8    |
| 302-5    | Fitting - Grease     | 9       | 8        | 3    | 325-13   | Screw - Cap Hex. Hd.    | 21      | 27       | 4    |
| 302-5    | Fitting - Grease     | 22      | 14       | 4    | 325-19   | Screw - Cap Hex. Hd.    | 26      | 27       | 1    |
| 302-5    | Fitting - Grease     | 23      | 20       | 4    | 325-20   | Screw - Cap Hex. Hd.    | 26      | 24       | 5    |
| 302-5    | Fitting - Grease     | 6       | 30       | 1    | 3211-8   | Screw - Cap Hex. Hd.    | 18      | 13       | 2    |
| 302-5    | Fitting - Grease     | 26      | 35       | 2    | 3215-1   | Screw - Cap Hex. Hd.    | 34      | 14       | 2    |
| 302-5    | Fitting - Grease     | 14      | 44       | 1    | 3215-2   | Screw - Cap Hex. Hd.    | 14      | 12       | 5    |
| 302-11   | Fitting - Grease     | 21      | 8        | 1    | 3217-25  | Nut - Hex.              | 2       | 38       | 4    |
| 302-58   | Fitting - Grease     | 27      | 46       | 16   | 3217-26  | Nut - Hex.              | 2       | 37       | 1    |
| 321-2    | Screw - Cap Hex. Hd. | 2       | 1        | 7    | 3217-29  | Nut - Jam               | 3       | 57       | 3    |
| 321-2    | Screw - Hex. Hd.     | 50      | 39       | 2    | 3218-18  | Nut - Jam               | 18      | 43       | 1    |
| 321-3    | Screw - Cap Hex. Hd. | 2       | 4        | 2    | 3218-20  | Nut - Jam               | 14      | 16       | 2    |
| 321-3    | Screw - Cap Hex. Hd. | 29      | 31       | 4    | 3218-21  | Nut - Jam               | 23      | 18       | 2    |
| 321-3    | Screw - Cap Hex. Hd. | 6       | 33       | 2    | 3219-14  | Nut                     | 18      | 5        | 1    |
| 321-4    | Screw - Cap Hex. Hd. | 29      | 5        | 4    | 3219-14  | Nut - Hex.              | 34      | 30       | 1    |
| 321-4    | Screw - Cap Hex. Hd. | 40      | 6        | 1    | 3220-1   | Nut - Jam               | 34      | 37       | 4    |
| 321-4    | Screw - Cap Hex. Hd. | 32      | 8        | 1    | 3220-1   | Nut - Jam               | 18      | 41       | 4    |
| 321-4    | Screw - Cap Hex. Hd. | 15      | 9        | 8    | 3220-1   | Nut - Jam               | 33      | 47       | 2    |
| 321-4    | Screw - Cap Hex. Hd. | 17      | 20       | 8    | 3220-2   | Nut - Jam               | 14      | 2        | 1    |
| 321-4    | Screw - Cap Hex. Hd. | 11      | 22       | 1    | 3220-3   | Nut - Hex. Jam          | 9       | 24       | 1    |
| 321-4    | Screw - Cap Hex. Hd. | 1       | 24       | 4    | 3220-3   | Nut - Jam               | 18      | 12       | 2    |
| 321-4    | Screw - Cap Hex. Hd. | 14      | 30       | 1    | 3220-7   | Nut - Jam               | 23      | 2        | 2    |
| 321-4    | Screw - Cap Hex. Hd. | 2       | 33       | 1    | 3220-11  | Nut - Jam               | 23      | 23       | 2    |
| 321-5    | Screw - Cap Hex. Hd. | 33      | 2        | 1    | 3220-16  | Nut - Hex. Jam          | 9       | 44       | 1    |
| 321-6    | Screw - Cap Hex. Hd. | 48      | 3        | 12   | 3229-1   | Screw - Carriage        | 45      | 19       | 2    |

\*Not Illustrated

# TORO PART NUMBER INDEX (Cont.)

3322-142

| Part No. | Description             | Pg. Ref.<br>No. No. Qty. | Part No. | Description               | Pg. Ref.<br>No. No. Qty. |
|----------|-------------------------|--------------------------|----------|---------------------------|--------------------------|
| 3229-25  | Nut - Lock              | 41 9 2                   | 3256-27  | Washer - Flat             | 21 31 2                  |
| 3230-18  | Bolt - Carriage         | 17 2 8                   | 3256-28  | Washer - Flat             | 31 15 1                  |
| 3230-23  | Bolt - Carriage         | 41 2 2                   | 3256-45  | Washer - Flat             | 29 27 1                  |
| 3230-23  | Bolt - Carriage         | 40 5 4                   | 3256-61  | Washer - Flat             | 16 25 14                 |
| 3230-23  | Bolt - Carriage         | 29 24 7                  | 3256-61  | Washer - Flat             | 1 29 4                   |
| 3231-21  | Bolt - Carriage         | 40 1 6                   | 3256-67  | Washer - Flat             | 41 40 3                  |
| 3231-21  | Bolt - Carriage         | 44 21 1                  | 3257-7   | Key - Woodruff            | 31 17 1                  |
| 3231-21  | Bolt - Carriage         | 17 22 4                  | 3272-6   | Pin - Cotter              | 18 3 3                   |
| 3231-21  | Bolt - Carriage         | 18 32 4                  | 3272-6   | Pin - Cotter              | 9 7 1                    |
| 3231-25  | Bolt - Carriage         | 21 21 4                  | 3272-6   | Pin - Cotter              | 19 8 2                   |
| 3232-17  | Bolt - Carriage         | 25 19 8                  | 3272-6   | Pin - Cotter              | 34 28 3                  |
| 3234-1   | Screw - Hex. Flange Hd. | 1 13 6                   | 3272-7   | Pin - Cotter              | 49 12 1                  |
| 3234-4   | Screw - Hex. Flange Hd. | 25 26 4                  | 3272-10  | Pin - Cotter              | 9 11 2                   |
| 3234-4   | Screw - Hex. Flange Hd. | 41 45 4                  | 3272-10  | Pin - Cotter              | 14 33 1                  |
| 3234-11  | Screw - Cap Hex. Hd.    | 32 18 6                  | 3272-12  | Pin - Cotter              | 22 17 4                  |
| 3234-21  | Screw - Hex. Hd.        | 50 52 2                  | 3272-12  | Pin - Cotter              | 23 21 4                  |
| 3234-38  | Screw - Cap Hex. Hd.    | 42 31 2                  | 3272-12  | Pin - Cotter              | 23 32 2                  |
| 3234-38  | Screw - Hex. Flange Hd. | 25 17 24                 | 3272-37  | Pin - Cotter              | 45 18 2                  |
| 3234-40  | Screw - Hex. Flange Hd. | 20 4 4                   | 3274-31  | Screw - Button Hd.        | 2 7 4                    |
| 3245-31  | Screw - Set             | 29 48 1                  | 3274-54  | Screw - Hex. Socket Hd.   | 42 28 2                  |
| 3250-13  | Screw                   | 2 51 2                   | 3274-94  | Screw - Socket Button Hd. | 48 16 6                  |
| 3250-13  | Screw - Hex. Hd.        | 15 15 20                 | 3277-1   | Nut - Hex.                | 6 5 1                    |
| 3250-13  | Screw - Pan Hd.         | 1 27 4                   | 3290-221 | Washer - Spring           | 18 34 1                  |
| 3250-20  | Screw - Round Hd.       | 29 41 4                  | 3290-221 | Washer - Spring           | 19 36 2                  |
| 3253-3   | Washer - Lock           | 29 30 4                  | 3290-271 | Rivet - Pop               | 29 13 2                  |
| 3253-4   | Washer - Lock           | 15 5 8                   | 3290-321 | Screw - Hex. Flange Hd.   | 9 31 2                   |
| 3253-4   | Washer - Lock           | 6 14 4                   | 3290-357 | Nut - Flange              | 42 18 2                  |
| 3253-4   | Washer - Lock           | 33 22 6                  | 3290-357 | Nut - Flange              | 9 37 2                   |
| 3253-6   | Washer - Lock           | 27 45 10                 | 3290-357 | Nut - Flange Lock         | 40 2 6                   |
| 3253-15  | Washer - Lock           | 42 5 5                   | 3290-357 | Nut - Flange Lock         | 1 8 9                    |
| 3253-15  | Washer - Lock           | 2 39 4                   | 3290-357 | Nut - Flange Lock         | 17 10 4                  |
| 3253-19  | Washer - Lock           | 3 58 3                   | 3290-357 | Nut - Flange Lock         | 21 16 4                  |
| 3253-21  | Washer - Lock           | 26 10 8                  | 3290-357 | Nut - Flange Lock         | 29 21 1                  |
| 3253-21  | Washer - Lock           | 17 13 2                  | 3290-357 | Nut - Flange Lock         | 18 33 4                  |
| 3253-21  | Washer - Lock           | 23 33 8                  | 3290-378 | Cable - Tie               | 42 34 1                  |
| 3254-1   | Washer - Lock           | 2 36 1                   | 3290-378 | Tie - Cable               | 32 2 1                   |
| 3254-2   | Washer - Lock           | 33 32 2                  | 3290-378 | Tie - Cable               | 50 41 6                  |
| 3255-7   | Washer - ETLW           | 41 41 1                  | 3290-378 | Tie - Cable (Europe)      | 45 34 6                  |
| 3255-9   | Washer - Lock ETLW      | 40 3 1                   | 3290-379 | Tie - Cable               | 33 38 1                  |
| 3256-3   | Washer - Flat           | 31 8 4                   | 3290-413 | Washer - Belleville       | 32 16 12                 |
| 3256-4   | Washer - Flat           | 34 8 1                   | 3290-455 | Washer                    | 6 12 1                   |
| 3256-6   | Washer - Flat           | 25 9 4                   | 3290-456 | Washer - Belleville       | 18 46 2                  |
| 3256-6   | Washer - Flat           | 21 32 2                  | 3290-477 | Washer - Curved           | 19 28 1                  |
| 3256-14  | Washer - Flat           | 44 30 1                  | 3290-478 | Washer - Belleville       | 19 17 1                  |
| 3256-14  | Washer - Flat           | 50 37 2                  | 3290-506 | Palnut                    | 48 4 2                   |
| 3256-22  | Washer - Flat           | 11 4 4                   | 3290-507 | Pin - Dowel               | 18 31 1                  |
| 3256-22  | Washer - Flat           | 2 5 2                    | 3296-2   | Nut - Hex.                | 49 7 1                   |
| 3256-22  | Washer - Flat           | 15 8 8                   | 3296-2   | Nut - Lock                | 15 22 20                 |
| 3256-22  | Washer - Flat           | 41 11 1                  | 3296-2   | Nut - Lock                | 1 30 4                   |
| 3256-22  | Washer - Flat           | 48 11 12                 | 3296-2   | Nut - Lock                | 9 33 2                   |
| 3256-22  | Washer - Flat           | 29 14 4                  | 3296-2   | Nut - Lock                | 2 45 2                   |
| 3256-22  | Washer - Flat           | 44 18 3                  | 3296-3   | Nut - Lock                | 33 9 3                   |
| 3256-22  | Washer - Flat           | 17 19 8                  | 3296-4   | Nut - Lock                | 14 5 1                   |
| 3256-22  | Washer - Flat           | 9 39 3                   | 3296-5   | Nut - Flange Lock         | 29 28 1                  |
| 3256-22  | Washer - Flat           | 14 41 2                  | 3296-6   | Nut - Lock                | 9 20 2                   |
| 3256-23  | Washer - Flat           | 15 4 8                   | 3296-15  | Nut - Lock                | 31 16 1                  |
| 3256-23  | Washer - Flat           | 49 5 2                   | 3296-23  | Nut - Flange Lock         | 22 12 8                  |
| 3256-23  | Washer - Flat           | 19 21 1                  | 3296-23  | Nut - Lock                | 25 10 4                  |
| 3256-23  | Washer - Flat           | 48 21 4                  | 3296-23  | Nut - Lock                | 21 14 4                  |
| 3256-23  | Washer - Flat           | 44 26 2                  | 3296-23  | Nut - Lock                | 17 16 2                  |
| 3256-23  | Washer - Flat           | 18 50 2                  | 3296-23  | Nut - Lock                | 9 22 1                   |
| 3256-23  | Washer - Lock           | 14 38 4                  | 3296-27  | Rivet - Plastic           | 40 11 4                  |
| 3256-24  | Washer - Flat           | 40 15 2                  | 3296-29  | Nut - Flange Lock         | 29 23 8                  |
| 3256-24  | Washer - Flat           | 48 18 6                  | 3296-29  | Nut - Lock                | 31 6 6                   |
| 3256-25  | Washer                  | 33 30 6                  | 3296-29  | Nut - Lock                | 49 8 1                   |
| 3256-25  | Washer - Flat           | 32 4 2                   | 3296-29  | Nut - Lock                | 14 19 1                  |
| 3256-25  | Washer - Flat           | 49 10 1                  | 3296-29  | Nut - Lock                | 48 19 4                  |
| 3256-26  | Washer - Flat           | 14 11 4                  | 3296-29  | Nut - Lock                | 44 27 1                  |
| 3256-26  | Washer - Flat           | 9 21 1                   | 3296-29  | Nut - Lock                | 41 28 2                  |
| 3256-27  | Washer - Flat           | 25 6 4                   | 3296-29  | Nut - Lock                | 9 30 1                   |

\*Not Illustrated

# TORO PART NUMBER INDEX (Cont.)

| Part No. | Description       | Pg. No. | Ref. No. | Qty. | Part No.  | Description                  | Pg. No. | Ref. No. | Qty. |
|----------|-------------------|---------|----------|------|-----------|------------------------------|---------|----------|------|
| 3296-29  | Nut - Lock        | 33      | 57       | 1    | 32128-33  | Nut - Flange Lock            | 44      | 6        | 1    |
| 3296-39  | Nut - Flange Lock | 34      | 18       | 4    | 32128-33  | Nut - Flange Lock            | 25      | 27       | 4    |
| 3296-39  | Nut - Flange Lock | 40      | 18       | 1    | 32128-33  | Nut - Flange Lock            | 14      | 28       | 1    |
| 3296-39  | Nut - Lock        | 48      | 1        | 6    | 32128-33  | Nut - Lock                   | 1       | 25       | 4    |
| 3296-39  | Nut - Lock        | 25      | 13       | 6    | 32128-36  | Nut - Lock                   | 26      | 38       | 4    |
| 3296-39  | Nut - Lock        | 32      | 15       | 6    | 32128-44  | Nut - Flange Lock            | 17      | 9        | 2    |
| 3296-39  | Nut - Lock        | 23      | 16       | 8    | 32128-53  | Nut - Flange Lock            | 26      | 26       | 2    |
| 3296-39  | Nut - Lock        | 44      | 23       | 1    | 32136-2   | Nut - Slotted                | 22      | 2        | 2    |
| 3296-39  | Nut - Lock        | 21      | 28       | 8    | 32136-3   | Nut - Slotted                | 23      | 22       | 4    |
| 3296-39  | Nut - Lock        | 19      | 33       | 1    | 32141-86  | Screw - Leveler              | 29      | 18       | 1    |
| 3296-39  | Nut - Lock        | 26      | 42       | 4    | 32144-4   | Screw - Hex. Washer Hd.      | 18      | 9        | 2    |
| 3296-39  | Nut - Lock        | 18      | 45       | 1    | 32144-10  | Screw - Self Tapping         | 6       | 18       | 2    |
| 3296-42  | Nut - Lock        | 19      | 12       | 2    | 32144-18  | Screw - Cap Hex. Hd.         | 2       | 22       | 2    |
| 3296-42  | Nut - Lock        | 22      | 13       | 2    | 32144-52  | Screw - Hex. Hd.             | 15      | 12       | 6    |
| 3296-42  | Nut - Lock        | 48      | 13       | 16   | 32144-93  | Screw - Self Tapping         | 48      | 6        | 2    |
| 3296-42  | Nut - Lock        | 29      | 15       | 4    | 32144-116 | Screw - Pan Head             | 6       | 8        | 8    |
| 3296-42  | Nut - Lock        | 41      | 17       | 2    | 32148-6   | Insert - Threaded            | 2       | 2        | 2    |
| 3296-42  | Nut - Lock        | 44      | 19       | 2    | 32148-7   | Nut - Clinch                 | 1       | 18       | 8    |
| 3296-42  | Nut - Lock        | 11      | 20       | 5    | 32148-7   | Nut - Clinch                 | 18      | 19       | 2    |
| 3296-42  | Nut - Lock        | 42      | 26       | 2    | 32148-9   | Insert - Threaded            | 25      | 1        | 8    |
| 3296-42  | Nut - Lock        | 6       | 32       | 2    | 32148-15  | Insert - Threaded            | 18      | 4        | 1    |
| 3296-42  | Nut - Lock        | 9       | 41       | 1    | 32148-15  | Nut - Clinch                 | 34      | 29       | 1    |
| 3296-48  | Nut - Lock        | 21      | 11       | 10   | 32151-41  | Ring - Retaining             | 30      | 1        | 1    |
| 3296-48  | Nut - Lock        | 32      | 20       | 2    | 32151-56  | Ring - Retaining             | 9       | 16       | 1    |
| 3296-56  | Nut - Lock        | 33      | 50       | 2    | 32151-104 | Ring - Snap                  | 22      | 15       | 4    |
| 3296-58  | Nut - Lock        | 18      | 11       | 1    | 32152-10  | Nut                          | 46      | 12       | 1    |
| 3296-59  | Nut - Lock        | 6       | 13       | 1    | 33014-00  | Nut                          | 33      | 27       | 4    |
| 3296-76  | Nut - Lock        | 25      | 30       | 8    | 33014-00  | Nut - Lock                   | 33      | 33       | 2    |
| 32104-88 | Screw             | 1       | 4        | 6    | 33093-00  | Washer - Lock                | 33      | 52       | 2    |
| 32105-5  | Screw             | 50      | 11       | 1    | 33113-045 | Screw - Cap Hex. Hd.         | 33      | 51       | 2    |
| 32105-8  | Screw             | 50      | 38       | 2    | 33114-016 | Screw - Cap Hex. Hd.         | 33      | 23       | 6    |
| 32120-47 | Ring - E          | 9       | 13       | 1    | 33114-020 | Screw - Cap Hex. Hd.         | 14      | 6        | 8    |
| 32120-47 | Ring - E          | 14      | 32       | 2    | 33114-020 | Screw - Cap Hex. Hd.         | 34      | 22       | 7    |
| 32120-47 | Ring - Retaining  | 19      | 10       | 3    | 33114-025 | Screw - Cap Hex. Hd.         | 14      | 27       | 3    |
| 32121-7  | Pin - Roll        | 14      | 22       | 1    | 33114-040 | Screw - Cap Hex. Hd.         | 14      | 21       | 9    |
| 32121-24 | Pin - Roll        | 14      | 24       | 2    | 340-2     | Fitting - Straight           | 45      | 10       | 1    |
| 32121-48 | Pin - Roll        | 18      | 23       | 1    | 340-3     | Fitting - Hydraulic Straight | 45      | 26       | 1    |
| 32122-24 | Screw - Round Hd. | 42      | 6        | 5    | 340-12    | Fitting - Hydraulic Straight | 50      | 50       | 2    |
| 32128-20 | Nut - Flange      | 11      | 17       | 1    | 340-77    | Fitting - 90°                | 45      | 10       | 1    |
| 32128-20 | Nut - Flange      | 6       | 27       | 6    | 340-77    | Fitting - Hydraulic 90°      | 45      | 6        | 1    |
| 32128-20 | Nut - Flange      | 2       | 48       | 3    | 340-77    | Fitting - Hydraulic 90°      | 50      | 8        | 2    |
| 32128-20 | Nut - Flange Head | 45      | 11       | 4    | 340-86    | Fitting - Hydraulic Tee      | 50      | 1        | 1    |
| 32128-20 | Nut - Flange Lock | 22      | 6        | 2    | 340-86    | Fitting - Hydraulic Tee      | 44      | 15       | 1    |
| 32128-20 | Nut - Flange Lock | 40      | 16       | 2    | 340-87    | Fitting - Hydraulic 45°      | 50      | 12       | 1    |
| 32128-20 | Nut - Flange Lock | 17      | 21       | 8    | 340-88    | Fitting - Hydraulic Straight | 50      | 32       | 1    |
| 32128-20 | Nut - Flange Lock | 42      | 25       | 2    | 340-92    | Fitting - Hydraulic Straight | 45      | 29       | 1    |
| 32128-20 | Nut - Flange Lock | 9       | 29       | 2    | 340-94    | Fitting - Hydraulic Tee      | 44      | 10       | 1    |
| 32128-20 | Nut - Lock        | 50      | 9        | 4    | 340-94    | Fitting - Hydraulic Tee      | 50      | 47       | 1    |
| 32128-20 | Nut - Lock        | 29      | 40       | 6    | 340-97    | Fitting - Hydraulic 90°      | 50      | 34       | 1    |
| 32128-21 | Nut - Lock        | 34      | 5        | 1    | 340-132   | Fitting - Hydraulic 90°      | 45      | 14       | 4    |
| 32128-23 | Nut - Flange      | 42      | 17       | 2    | 340-140   | Fitting - Hydraulic Tee      | 45      | 28       | 1    |
| 32128-23 | Nut - Flange Lock | 20      | 5        | 4    | 340-151   | Fitting - Hydraulic Tee      | 45      | 30       | 1    |
| 32128-23 | Nut - Flange Lock | 25      | 21       | 24   | 353-707   | Fitting - 90° Barb           | 41      | 16       | 1    |
| 32128-33 | Nut - Flange      | 32      | 14       | 1    | 353-781   | Fitting - Fuel 90°           | 42      | 14       | 1    |
| 32128-33 | Nut - Flange      | 2       | 44       | 12   | 353-783   | Fitting - Straight           | 41      | 22       | 1    |
| 32128-33 | Nut - Flange Head | 45      | 12       | 4    | 354-134   | Fitting - Hydraulic 90°      | 41      | 6        | 2    |
| 32128-33 | Nut - Flange Lock | 50      | 2        | 5    | 354-135   | Fitting - Hydraulic 90°      | 34      | 1        | 1    |
| 32128-33 | Nut - Flange Lock | 41      | 3        | 1    | 354-136   | Fitting - Hydraulic Straight | 45      | 23       | 1    |
| 32128-33 | Nut - Flange Lock | 40      | 4        | 1    |           |                              |         |          |      |

\*Not Illustrated

## PRODUCT CHANGES

In an effort to make improvements available to TORO owners as quickly as possible, minor changes are incorporated into Toro's products from time to time that do not become immediately shown in the Parts Catalog. If such a change has been made in your unit, which is not reflected in your manual, see your TORO Distributor or his Authorized TORO Service Dealer for information and part numbers.

## IDENTIFICATION AND ORDERING

### MODEL AND SERIAL NUMBERS

The Workman 3300D has two identification numbers; a model number and a serial number. The two numbers are stamped on a plate which is located on the main frame. In any correspondence concerning the Workman 3300D, supply model and serial numbers to assure that correct information and replacement parts are obtained.

To order replacement parts from an Authorized TORO Service Dealer, supply the following information:

1. Model and serial number of the Workman 3300D.
2. Part number, description, and the quantity of part(s) desired.

**NOTE:** Do not order by reference number if a parts catalog is being used; use the PART NUMBER.

## TABLE OF CONTENTS

| Description  | Page  | Description  | Page  |
|--|-------|--|-------|
| Front Bumper & Hood Assembly .....                 | 1     | Countershaft Assembly .....  | 36    |
| Control Panel Assembly .....                       | 2-3   | Transaxle Gear Shafts Assembly .....                               | 37    |
| Electrical Schematic (Model 07205) .....           | 4     | Shift Fork Assembly .....  | 38    |
| Electrical Schematic (Model 07205TC) .....         | 5     | Differential Gear Assembly .....                                   | 39    |
| Steering Linkage Assembly .....                    | 6     | Battery Mount Assembly .....                                       | 40    |
| Steering Gear Assembly No. 87-1500 .....           | 7-8   | Fuel Filter, Pump & Relay Mounting .....                           | 41    |
| Brake & Accelerator Pedal Assembly .....           | 9     | Fuel Tank & Air Cleaner Assembly .....                             | 42    |
| Master Brake Cylinder No. 94-3800 .....            | 10    | Air Cleaner Assembly No. 95-5805 .....                             | 43    |
| Hydraulic Brake Line Routing Assembly .....        | 11    | Lift Valve Linkage Assembly .....                                  | 44    |
| Hydraulic Schematic (Model 07205) .....            | 12    | Lift Valve & Cylinder Assembly .....                               | 45    |
| Hydraulic Schematic (Model 07205TC) .....          | 13    | Lift Cylinder No. 94-5203 .....                                    | 46    |
| Clutch Linkage Assembly .....                      | 14    | Control Valve Assembly No. 43-1950 .....                           | 47    |
| Seat Base Assembly .....                           | 15-16 | Rear Fender & Tail Light Assembly .....                            | 48    |
| Seat Back Assembly .....                           | 17    | Remote Hydraulics Control Lever & Linkage<br>(Model 07205TC) ..... | 49    |
| Hi-Lo Shift Levers Assemblies .....                | 18    | Remote Hydraulics Plumbing Assembly<br>(Model 07205TC) .....       | 50-51 |
| Differential Lock & Parking Brake Assemblies ..... | 19    | Remote Hydraulics Valve Assembly<br>No. 43-1710 .....              | 52    |
| R.O.P.S. Assembly .....                            | 20    | Camshaft Assembly .....  | 53    |
| Front Suspension Assembly .....                    | 21    | Valves & Crankshaft Assembly .....                                 | 54-55 |
| Front Suspension Control Arm Assembly .....        | 22    | Cylinder Head Assembly .....                                       | 56    |
| Front Wheel Assembly .....                         | 23    | Crankcase Assembly .....   | 57    |
| Front Brake Assembly .....                         | 24    | Water Pump Assembly .....  | 58    |
| Rear Frame Assembly .....                          | 25    | Fuel Supply & Engine Block Assembly .....                          | 59    |
| Rear Axle Assembly .....                           | 26-27 | Fuel Injection Pump Assembly .....                                 | 60-61 |
| Rear Brake Assembly .....                          | 28    | Governor Assembly .....  | 62    |
| Radiator & Hydraulic Pump Assembly .....           | 29    | Starter Assembly .....   | 63    |
| Hydraulic Pump Assembly No. 87-5700 .....          | 30    | Alternator Assembly .....  | 64    |
| Hydraulic Pump Drive Assembly .....                | 31    | TORO Part Number Index .....                                       | 65-76 |
| Engine Frame Assembly .....                        | 32    |  |       |
| Engine Installation Assembly .....                 | 33    |  |       |
| Transaxle Installation Assembly .....              | 34    |  |       |
| Transaxle Case Assembly .....                      | 35    |  |       |

Japanese parts kit number 93-8951 contains all of the individual parts on the preceding pages designated as (Japan).





