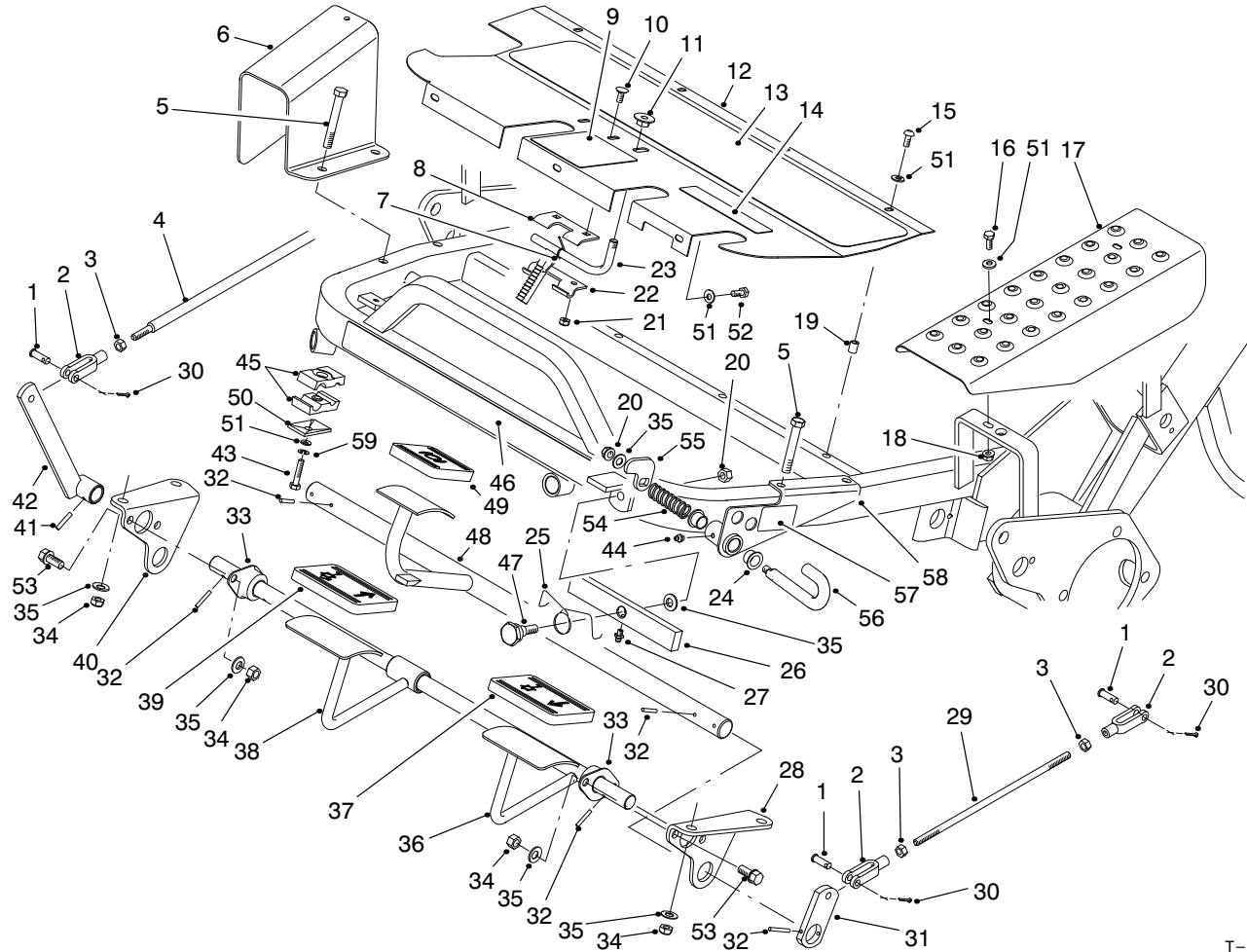




MODEL NO. 04353-90001 & UP

PARTS
CATALOG

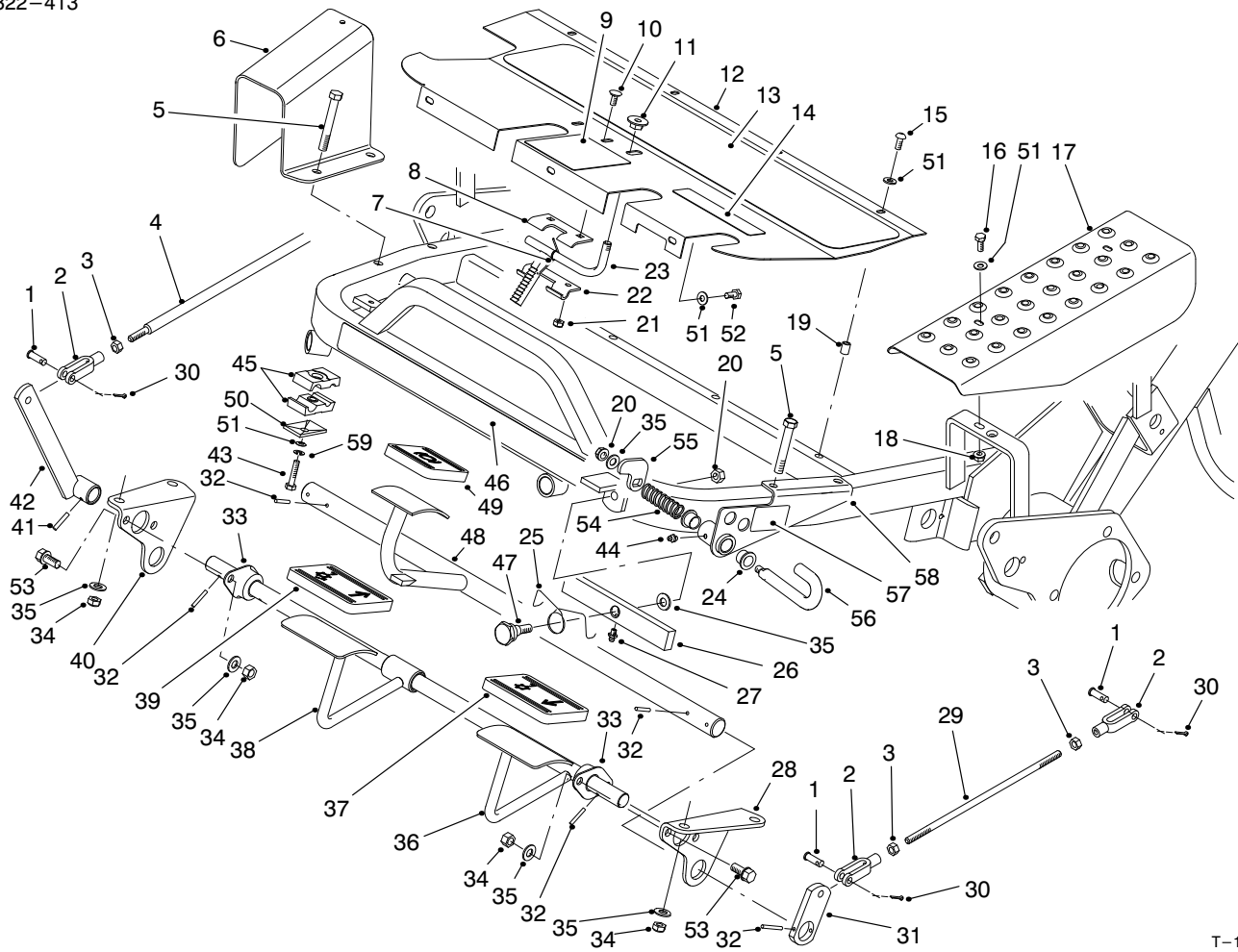
GREENMASTER® 3100 TRACTION UNIT



T-1285-2

CONTROL PEDAL ASSEMBLY

Ref. No.	Part No.	Description	No. Used	Ref. No.	Part No.	Description	No. Used
1	283-61	Pin - Clevis	5	15	3274-31	Screw - HSH	4
2	282-2	Clevis - Adjusting	5	16	321-4	Screw - HH	2
3	3220-2	Nut - Jam	5	17	83-0200	Cover - LH	1
4	49-5430	Rod - Control	1	18	32128-33	Nut - Flange Lock	2
5	323-13	Screw - HH	4	19	32148-6	Insert - Threaded	8
6	49-6110	Guard - Transfer Rod	1	20	3296-39	Nut - Lock	2
7	10-8140	Spring - Torsion	1	21	3296-16	Nut - Lock	2
8	95-1628	Hinge - Upper	1	22	95-1629	Hinge - Lower	1
9	93-8062	Decal - Parking Brake	1	23	10-7850	Latch - Parking Brake	1
9	83-2480	Decal - Parking Brake (Japanese)	1	24	3-1506	Bushing	2
10	3229-11	Bolt - Carriage	2	25	83-0080	Spring - Torsion	1
11	32141-111	Nut - Flange Lock	1	26	83-0060	Lift - Pivot	1
12	83-0640	Plate - Footrest	1	27	302-5	Fitting - Grease	1
13	49-6120	Pad - Footrest	1	28	88-9640	Lift Pivot Bracket LH	1
14	93-8075	Decal - Mow/Lift	1	29	27-2270	Rod - Brake Adjusting	2
14	83-2530	Decal - Mow/Lift (Japanese)	1	30	3272-6	Pin - Cotter	5
				31	10-8100	Strap - Brake Shaft	2



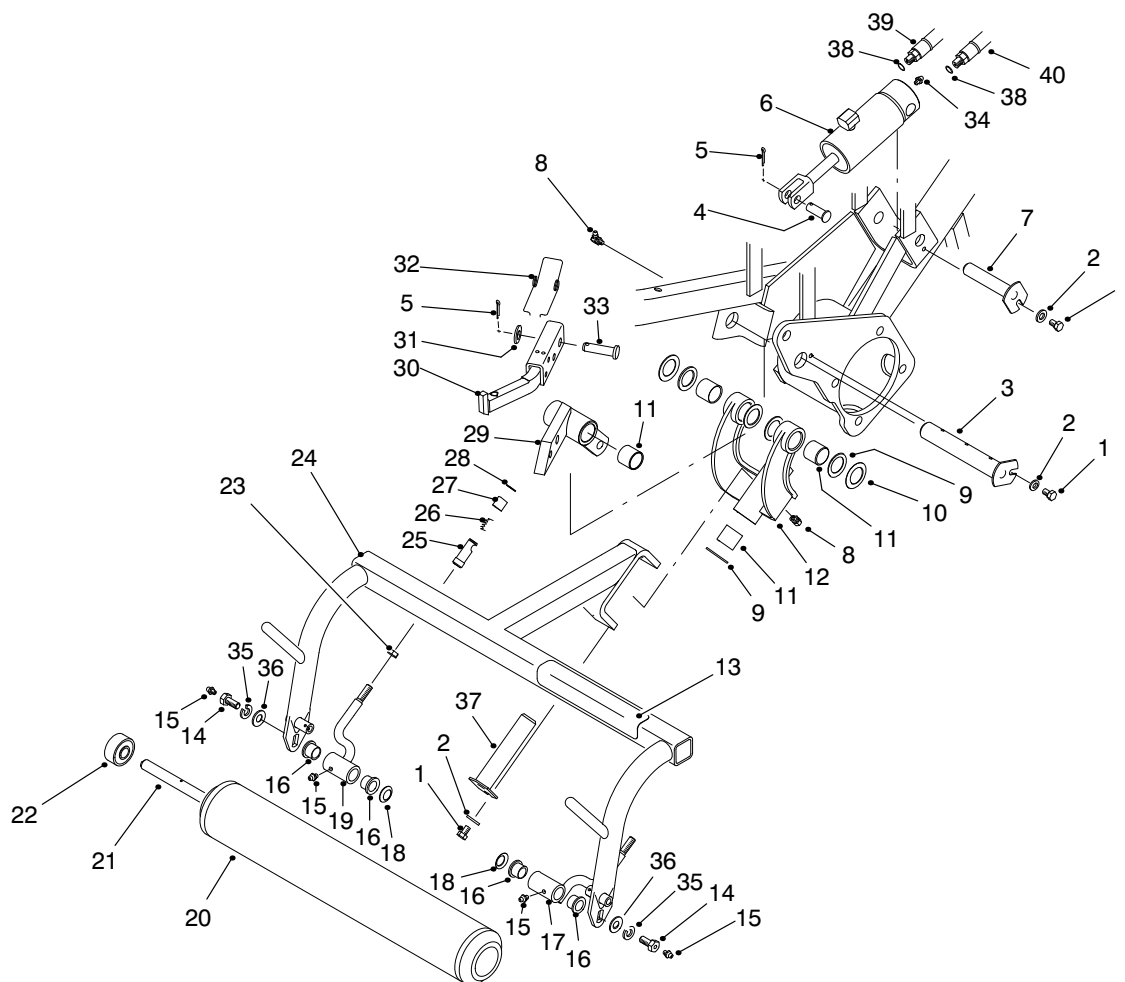
T-1285-2

CONTROL PEDAL ASSEMBLY (Continued)

Ref. No.	Part No.	Description	No. Used
32	32121-35	Pin - Roll	8
33	27-2320	Bearing - Flange	2
34	3296-59	Nut - Lock	8
35	3256-38	Washer - Flat	6
36	88-9660	Shaft - Cutting Control	1
37	93-7631	Pad - Lift	1
38	83-0140	Pedal - Mow	1
39	93-7630	Pad - Mow	1
40	88-9630	Lift Pivot Bracket RH	1
41	32121-6	Pin - Roll	1
42	49-6200	Lever - Cutting Control	1
43	321-11	Screw - HH	1
44	302-5	Fitting - Grease	1
45	56-7970	Clamp Half - Tube	2
46	88-9620	Decal - Greensmaster 3100	1

Ref. No.	Part No.	Description	No. Used
47	83-2590	Bolt - Eccentric	1
48	83-0160	Shaft - Brake	1
49	93-7629	Pad - Brake	1
50	69-9760	Plate - Cover	1
51	3256-1	Washer - Flat	9
52	321-3	Screw - HH	3
53	3234-1	Screw - HH	4
54	76-0410	Spring	1
55	93-9904	Arm - Lock Out, Mow	1
56	93-9903	Pin - Lock Out, Mow	1
57	93-9898	Decal - Lock	1
58	93-9901	Bracket - Lock Out, Mow	1
59	3253-3	Washer - Lock	1
*	37-8130	Basket - Grass	3
*	65-8320	Bar - Gauge	1

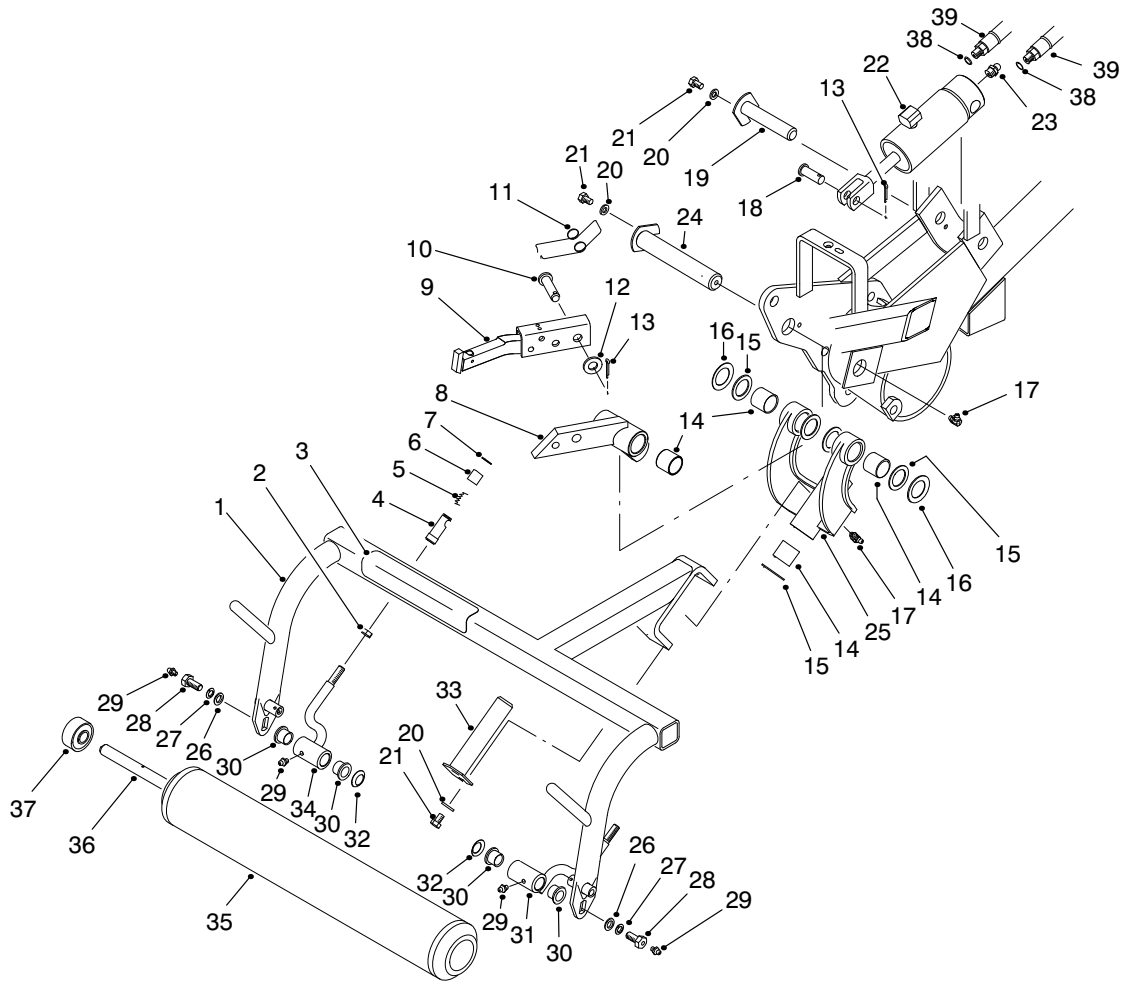
*Not Illustrated



T-1283

PULL FRAME ASSEMBLY L.H.

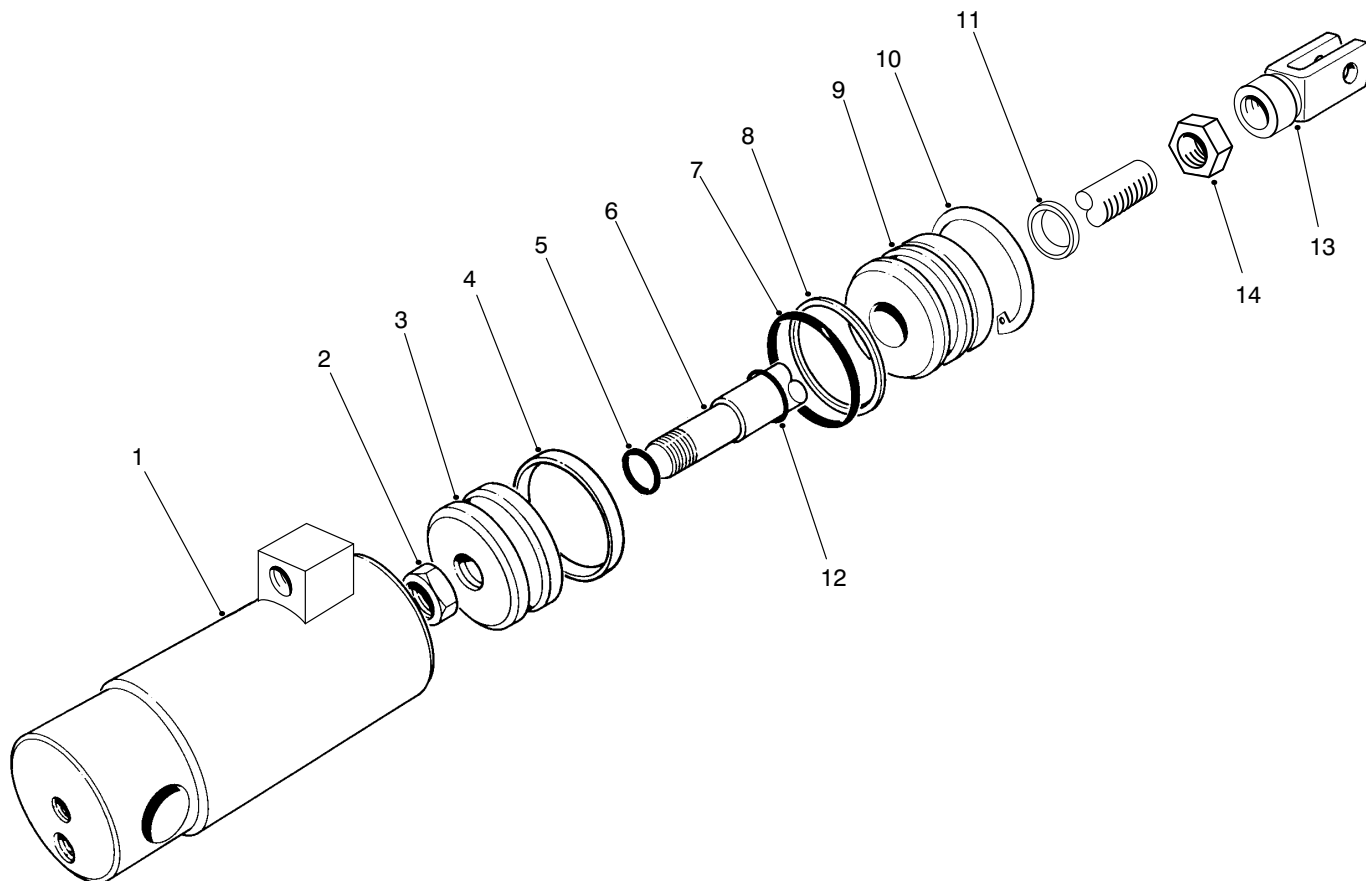
Ref. No.	Part No.	Description	No. Used	Ref. No.	Part No.	Description	No. Used
1	322-1	Screw - HH	3	20	52-2720	Asm-Roller (Incl. Ref. #22)	1
2	3256-23	Washer - Flat	3	21	21-8470	Shaft - Roller	1
3	10-6110	Pin - Hinge	1	22	251-141	Bearing - Ball	2
4	283-8	Pin - Clevis	1	23	3220-3	Nut - Jam	2
5	3272-11	Pin - Cotter	2	24	92-9176	Frame - Pull, L.H.	1
6	83-2580	Hydraulic Cylinder Assembly (Serial No. 90001-90128)	1	25	99-1460	Asm-Ball Joint Receiver (Incl. Ref. #26-28)	2
6	99-8159	Hydraulic Cylinder Assembly (Serial No. 90129 & Up)	1	26		Spring - Compression	2
7	10-6060	Pin - Lift Cylinder	1	27	99-1461	Sleeve	2
8	302-60	Fitting - Grease 90°	2	28		Ring - Retaining	2
9	10-8110	Washer - Thrust	6	29	62-2460	Asm-Lift Arm, LH (Incl. Ref. #11)	1
10	5-1226	Washer - Shim	2	30	94-5586	Bar - Lift, LH	1
11	3-0348	Bushing - Sleeve	6	31	3256-26	Washer - Flat	1
12	10-7820	Asm-Pivot Hinge (Incl. Ref. #11)	1	32	57-7650	Spring - Torsion	1
13	93-8064	Decal - Danger	1	33	63-8750	Pin - Pivot	1
13	84-6560	Decal - Danger (Japanese)	1	34	302-2	Fitting - Grease Straight	1
14	11-0160	Asm-Roller Shaft Screw (Incl. Ref. #15)	2	35	3253-21	Washer - Lock	2
15	302-5	Fitting - Grease Straight	4	36	3256-24	Washer - Flat	2
16	3-1506	Bushing - Flange	4	37	10-6090	Pin - Pivot	1
17	92-0586	Asm-Pull Arm, LH (Incl. Ref. #16)	1	38	237-78	O-Ring	2
18	3290-317	Washer - Wave	2	39	63-3850	Hose - Hydraulic (Incl. Ref. #38)	1
19	92-0585	Asm-Pull Arm, RH (Incl. Ref. #16)	1	40	83-1690	Hose - Hydraulic (Incl. Ref. #38)	1



T-1284

PULL FRAME ASSEMBLY R.H.

Ref. No.	Part No.	Description	No. Used	Ref. No.	Part No.	Description	No. Used
1	92-9177	Frame - Pull, RH	1	22	99-8159	Hydraulic Cylinder Assembly (Serial No. 90129 & Up)	1
2	3220-3	Nut - Jam	2	23	302-2	Fitting - Grease	1
3	93-8064	Decal - Danger	1	24	10-6110	Pin - Pivot	1
3	84-6560	Decal - Danger (Japanese)	1	25	10-7820	Asm - Pivot Hinge (Incl. Ref. #14)	1
4	99-1460	Asm - Ball Joint Receiver (Incl. Ref. #5-7)	2	26	3256-24	Washer - Flat	2
5		Spring - Compression	2	27	3253-21	Washer - Lock	2
6	99-1461	Sleeve	2	28	11-0160	Asm - Roller Shaft Screw (Incl. Ref. #29)	2
7		Ring - Retaining	2	29	302-5	Fitting - Grease	4
8	62-2440	Asm - Lift Arm (Incl. Ref. #14)	1	30	3-1506	Bushing - Flange	4
9	94-5588	Bar - Lift, RH	1	31	92-0586	Asm - Pull Arm, LH (Incl. Ref. #30)	1
10	63-8750	Pin - Pivot	1	32	3290-317	Washer - Wave	2
11	57-7650	Spring - Torsion	1	33	10-6090	Pin - Pivot	1
12	3256-26	Washer - Flat	1	34	92-0585	Asm - Pull Arm, RH (Incl. Ref. #30)	1
13	3272-11	Pin - Cotter	2	35	52-2720	Asm - Roller (Incl. Ref. #37)	1
14	3-0348	Bushing - Sleeve	6	36	21-8470	Shaft - Roller	1
15	10-8110	Washer - Thrust	6	37	251-141	Bearing - Ball	2
16	5-1226	Washer - Shim	2	38	237-78	O - Ring	2
17	302-60	Fitting - Grease 90°	2	39	92-9767	Hose - Hydraulic (Incl. Ref. #38)	2
18	283-8	Pin - Clevis	1				
19	10-6060	Pin - Pivot	1				
20	3256-23	Washer - Flat	3				
21	322-1	Screw - HH	3				
22	83-2580	Hydraulic Cylinder Assembly (Serial No. 90001-90128)	1				



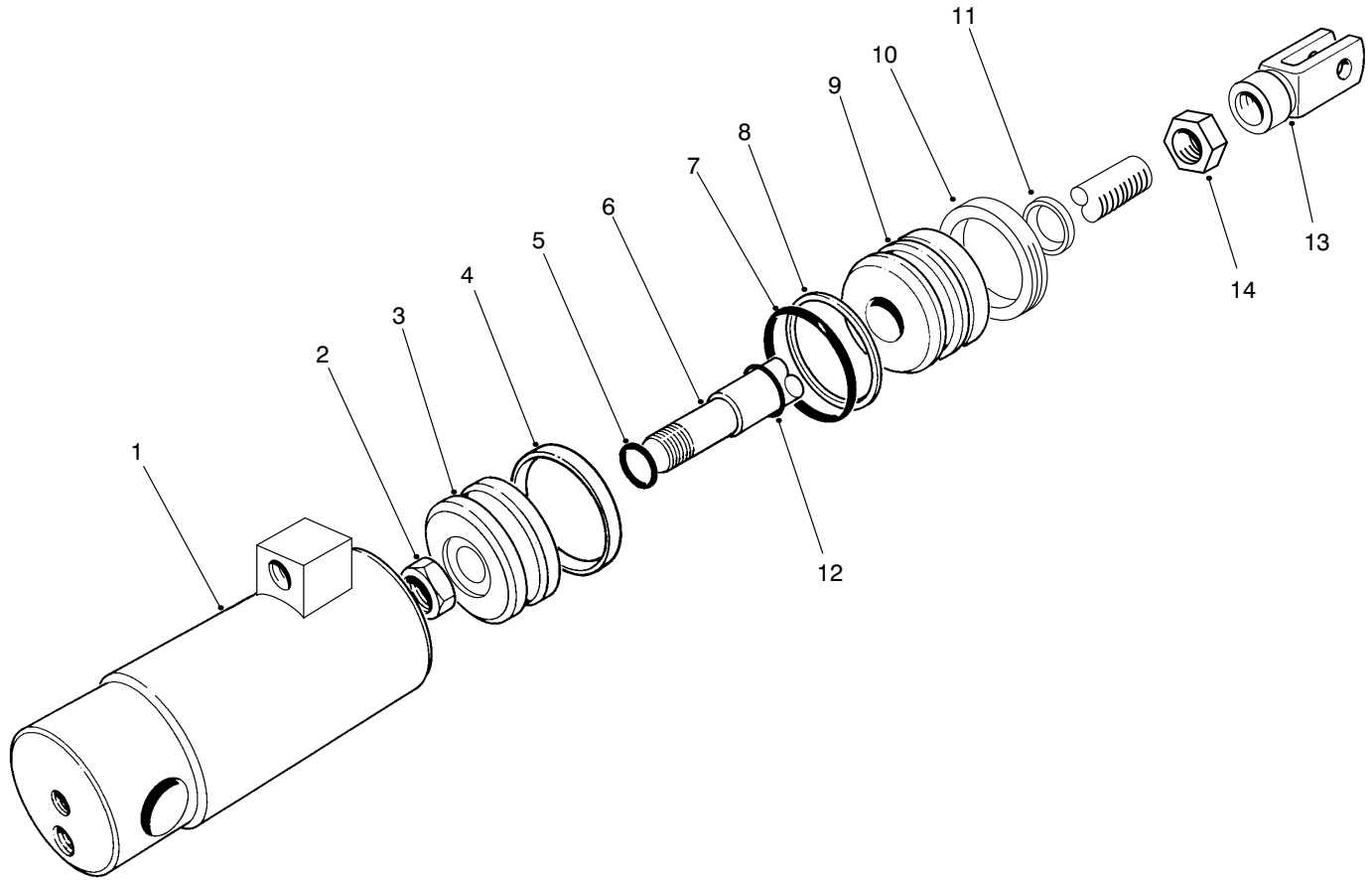
T-1246

HYDRAULIC CYLINDER ASSEMBLY NO. 83-2580 (Serial No. 90001 thru 90128)

Ref. No.	Part No.	Description	No. Used
1		Barrel	1
2	32152-10	Nut - Lock	1
3	52-1990	Piston	1
4		Uniring	1
5		O-Ring	1
6	76-1860	Shaft	1
7		O-Ring	1
8		Washer - Back-Up	1
9	65-4860	Head	1

Ref. No.	Part No.	Description	No. Used
10	32120-8	Ring - Retaining	1
11		Seal - Dust	1
12		Seal - PDF	1
13	76-1850	Clevis	1
14	3220-6	Nut - Jam	1
*	86-5390	Kit - Seal (Incl. Ref. #4, 5, 7, 8, 11 & 12)	1

*Not Illustrated



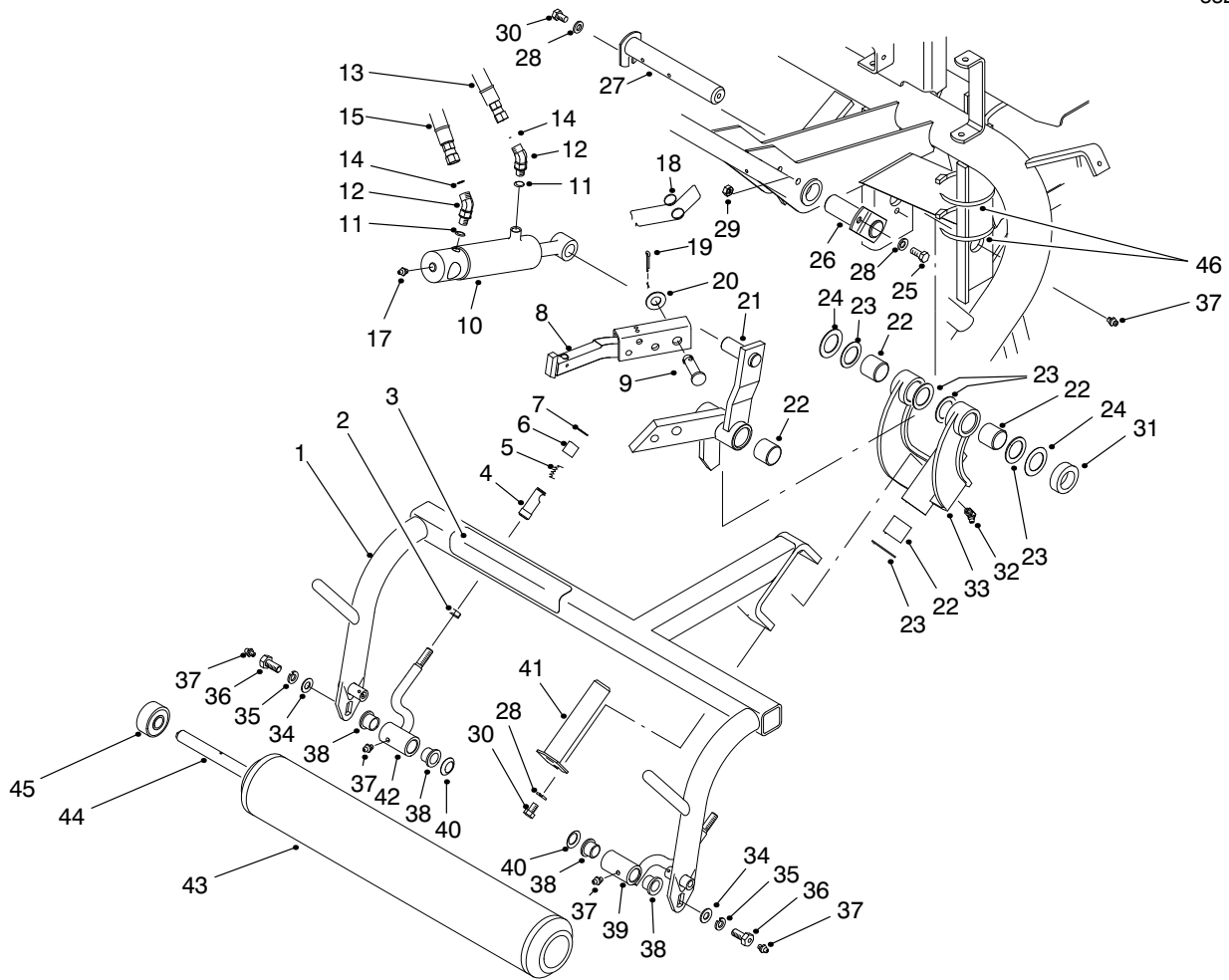
T-3154-1

HYDRAULIC CYLINDER ASSEMBLY NO. 99-8159 (Serial No. 90129 & Up)

Ref. No.	Part No.	Description	No. Used
1		Barrel	1
2	32152-10	Nut - Lock	1
3	52-1990	Piston	1
4		Uniring	1
5		O-Ring	1
6		Shaft	1
7		O-Ring	1
8		Washer - Back-Up	1
9		Head	1

Ref. No.	Part No.	Description	No. Used
10		Collar - Internal	1
11		Seal - Dust	1
12		Seal - Rod	1
13	76-1850	Clevis	1
14	3220-6	Nut - Jam	1
*	99-8163	Kit-Seal (Incl. Ref. #4, 5, 7, 8, 11 & 12)	1

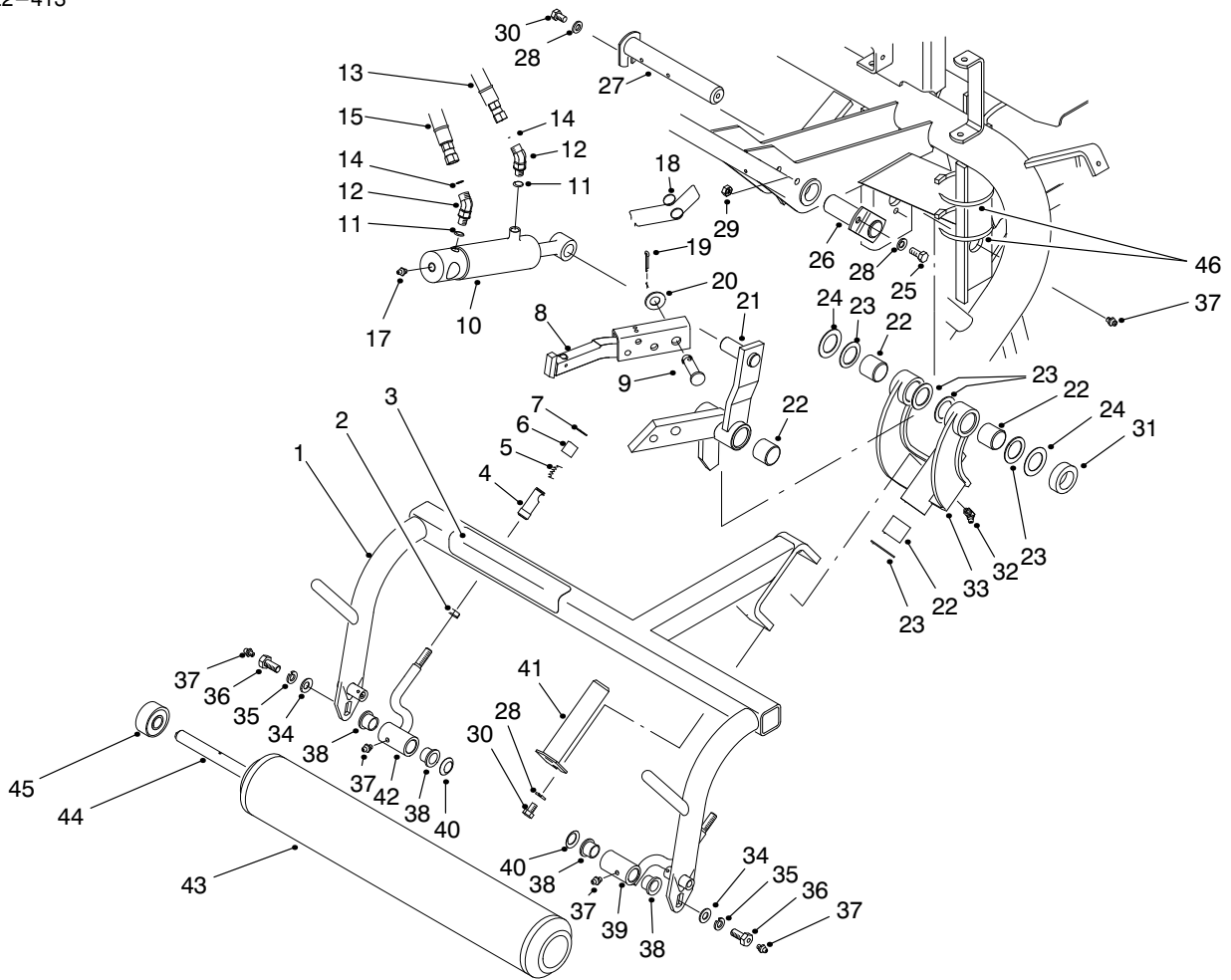
*Not Illustrated



T-1286-2

PULL FRAME ASSEMBLY REAR

Ref. No.	Part No.	Description	No. Used	Ref. No.	Part No.	Description	No. Used
1	86-9820	Frame - Pull Rear	1	22	3-0348	Bushing - Sleeve	6
2	3220-3	Nut - Jam	2	23	10-8110	Washer - Thrust	6
3	93-8064	Decal - Danger	1	24	5-1226	Washer - Shim	2
3	84-6560	Decal - Danger (Japanese)	1	25	322-3	Screw - HH	1
4	99-1460	Asm - Ball Joint Receiver (Incl. Ref. 5-7)	2	26	68-5560	Pin - Cylinder Pivot	1
5		Spring - Compression	2	27	27-2550	Pin - Pivot	1
6	99-1461	Sleeve	2	28	3256-23	Washer - Flat	3
7		Ring - Retaining	2	29	3296-29	Nut - Lock	1
8	62-2420	Bar - Lift	1	30	322-1	Screw - HH	2
9	63-8750	Pin - Pivot	1	31	93-2384	Spacer - Carrier	1
10	83-7230	Hydraulic Cylinder Assembly (Serial No. 90001-90128)	1	32	302-60	Fitting - Grease 90°	1
10	99-8160	Hydraulic Cylinder Assembly (Serial No. 90129 & Up)	1	33	10-7820	Asm - Pivot Hinge (Incl. Ref. #22)	1
11	237-35	O-Ring	2	34	3256-24	Washer - Flat	2
12	340-103	Fitting - Hydraulic 45° (Incl. Ref. #11 & 14)	2	35	3253-21	Washer - Lock	2
13	83-1680	Hose - Hydraulic	1	36	11-0160	Asm - Roller Shaft Screw (Incl. Ref. #37)	2
14	237-78	O-Ring	2	37	302-5	Fitting - Grease, Straight	5
15	88-9700	Hose - Hydraulic	1	38	3-1506	Bushing - Flange	4
17	302-2	Fitting - Grease	1	39	92-0586	Asm - Pull Arm, LH (Incl. Ref. #38)	1
18	57-7650	Spring - Torsion	1	40	3290-317	Washer - Wave	2
19	3272-11	Pin - Cotter	1	41	10-6090	Pin - Pivot	1
20	3256-26	Washer - Flat	1	42	92-0585	Asm - Pull Arm, RH (Incl. Ref. #38)	1
21	68-5380	Asm - Lift Arm (Incl. Ref. #22)	1	43	52-2720	Asm - Roller (Incl. Ref. #45)	1

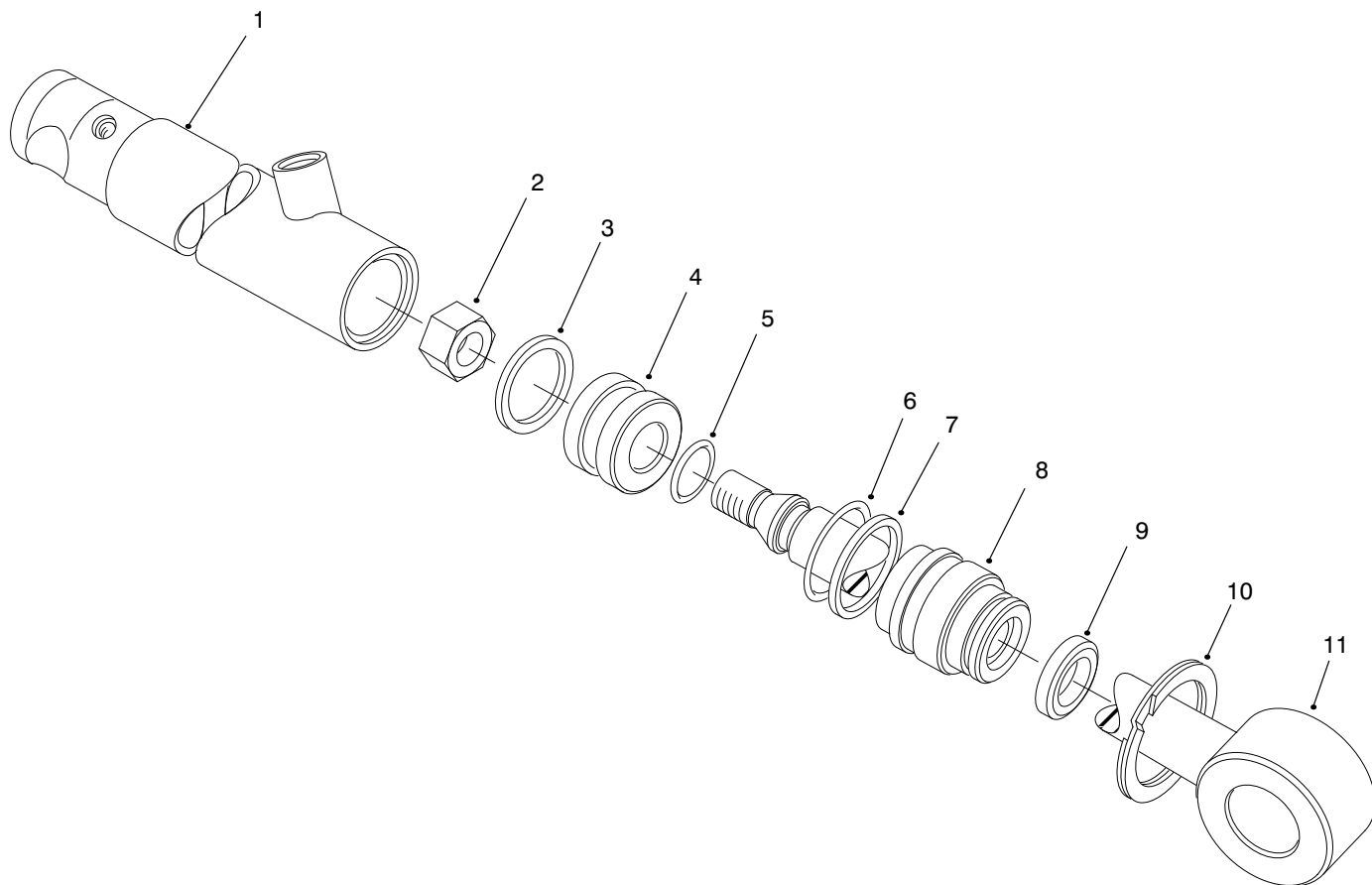


T-1286-2

PULL FRAME ASSEMBLY REAR (Continued)

Ref. No.	Part No.	Description	No. Used
44	21-8470	Shaft - Roller	1
45	251-141	Bearing - Ball	2

Ref. No.	Part No.	Description	No. Used
46	3290-379	Tie - Cable	1



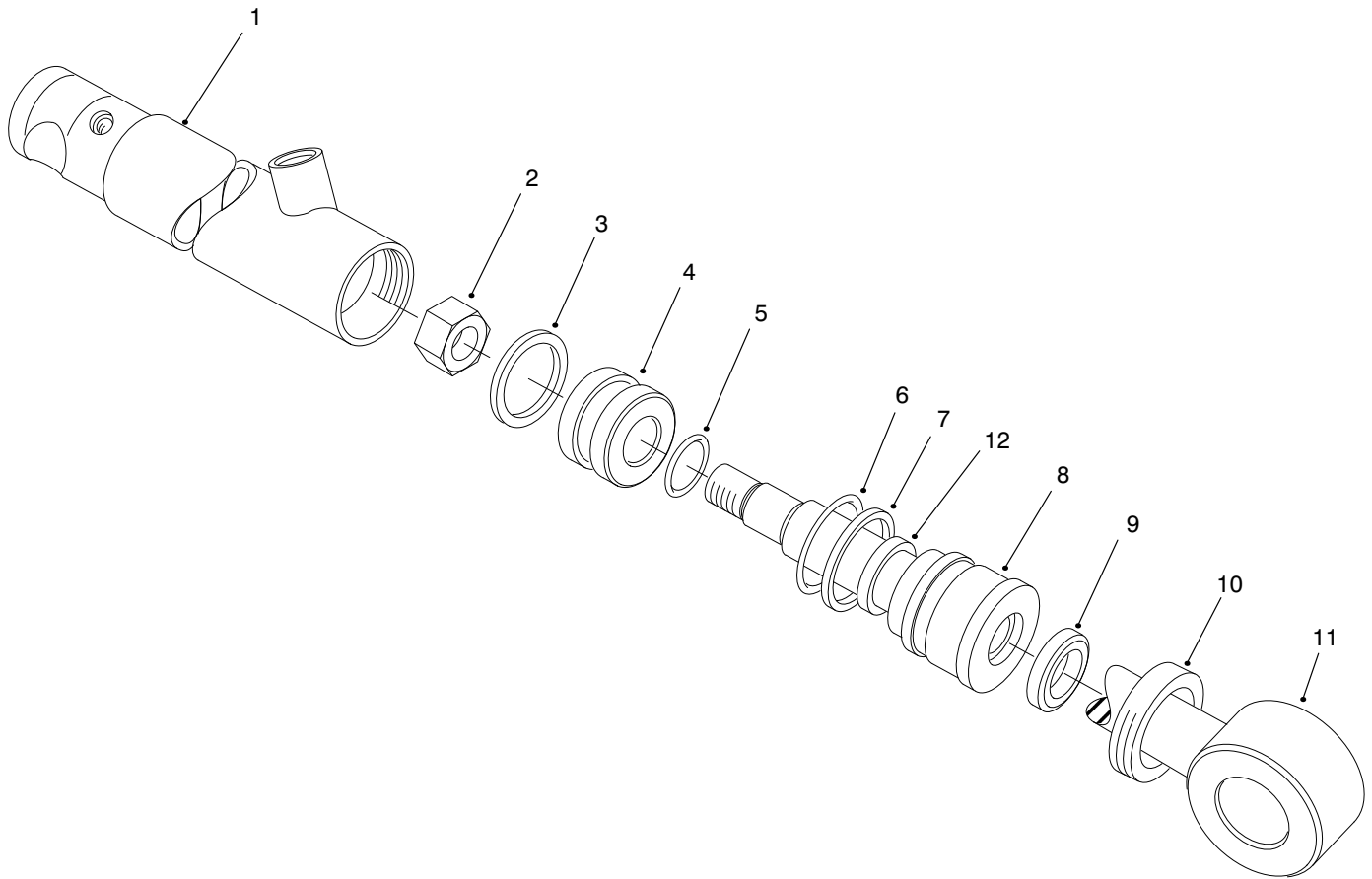
T-0640

HYDRAULIC CYLINDER NO. 83-7230 (Serial No. 90001 thru 90128)

Ref. No.	Part No.	Description	No. Used
1	70-8130	Barrel	1
2	32152-10	Nut - Hex.	1
3		Uniring	1
4	70-2780	Piston	1
5		O-Ring	1
6		O-Ring	1
7		Washer - Back-Up	1

Ref. No.	Part No.	Description	No. Used
8	70-2770	Head	1
9		Seal - Dust	1
10	43-5220	Ring - Retaining	1
11	43-5230	Shaft & Clevis	1
*	86-5360	Kit - Repair (Incl. Ref. #3, 5-7 & 9)	1

*Not Illustrated



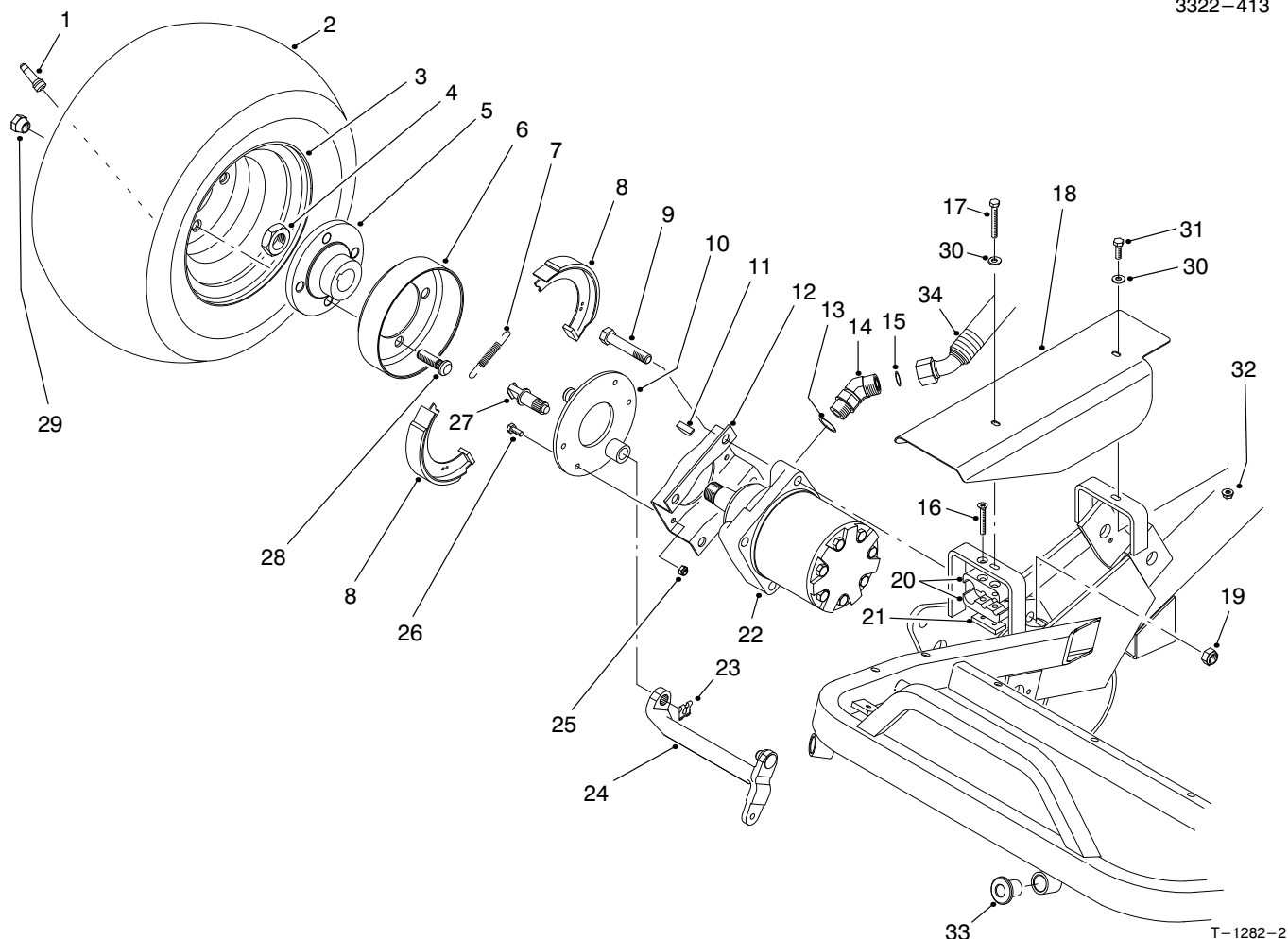
T-3155-1

HYDRAULIC CYLINDER NO. 99-8160 (Serial No. 90129 & Up)

Ref. No.	Part No.	Description	No. Used
1		Barrel	1
2	32152-10	Nut - Hex.	1
3		Uniring	1
4	70-2780	Piston	1
5		O-Ring	1
6		O-Ring	1
7		Washer - Back-Up	1

Ref. No.	Part No.	Description	No. Used
8		Head	1
9		Seal - Dust	1
10		Collar - Internal	1
11		Shaft & Clevis	1
12		Seal - Rod	1
*	99-8162	Kit - Repair (Incl. Ref. #3, 5-7, 9 & 12)	1

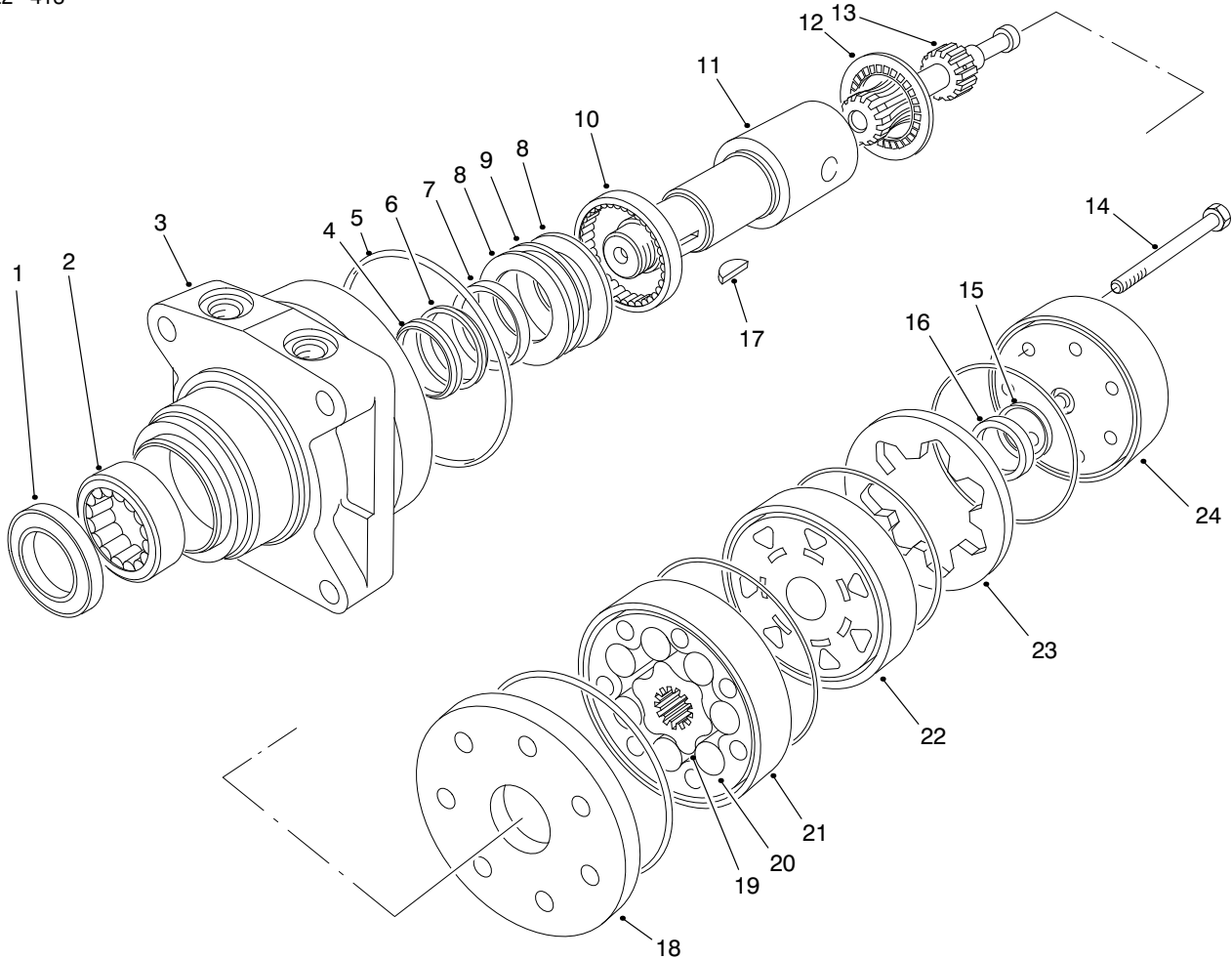
*Not Illustrated



FRONT WHEEL & BRAKE ASSEMBLY

Ref. No.	Part No.	Description	No. Used	Ref. No.	Part No.	Description	No. Used
1	232-24	Stem - Valve	2	21	83-1220	Plate - Clamp	1
2	28-3680	Tire	2	22	92-9199	Motor - Hydraulic	2
3	217-60	Rim	2	23	70-9850	Clip - Retaining	2
4	26-3790	Nut - Lock	2	24	93-2096	Arm - Brake	2
5	10-6870	Hub - Wheel	2	25	3296-42	Nut - Lock	8
6	10-6850	Drum - Brake	2	26	321-5	Screw - HH	8
7	70-9880	Spring - Return	4	27	70-9860	Cam - Brake	2
8	70-9840	Shoe - Brake	4	28	85-6540	Stud - Drive	8
9	325-11	Screw - HH	8	29	242-50	Nut - Lug	8
10	70-9870	Plate - Backing	2	30	3256-22	Washer - Flat	2
11	3257-42	Key - Woodruff	2	31	321-4	Screw - HH	1
12	84-2000	Bracket - Brake	2	32	32128-33	Nut - Lock	1
13	237-80	O-Ring	4	33	83-1700	Bushing - Flange	2
14	340-14	Fitting - Hydraulic 45° (Incl. Ref. #13 & 15)	4	34	98-0647	Hose - Hydraulic (Top)	1
15	237-65	O-Ring	4	*	98-0646	Hose - Hydraulic (Bottom)	1
16	32108-100	Screw - Flat Hd.	1	*	10-6821	Asm-Brake Drum (Incl. Ref. #5, 6 & 28)	2
17	321-11	Screw - HH	1	*	71-1500	Asm-Brake (Incl. Ref. #7, 8, 10, 23 & 27)	2
18	83-0190	Cover - RH	1				
19	3296-23	Nut - Lock	8				
20	57-6140	Clamp Half - Tube	2				

*Not Illustrated



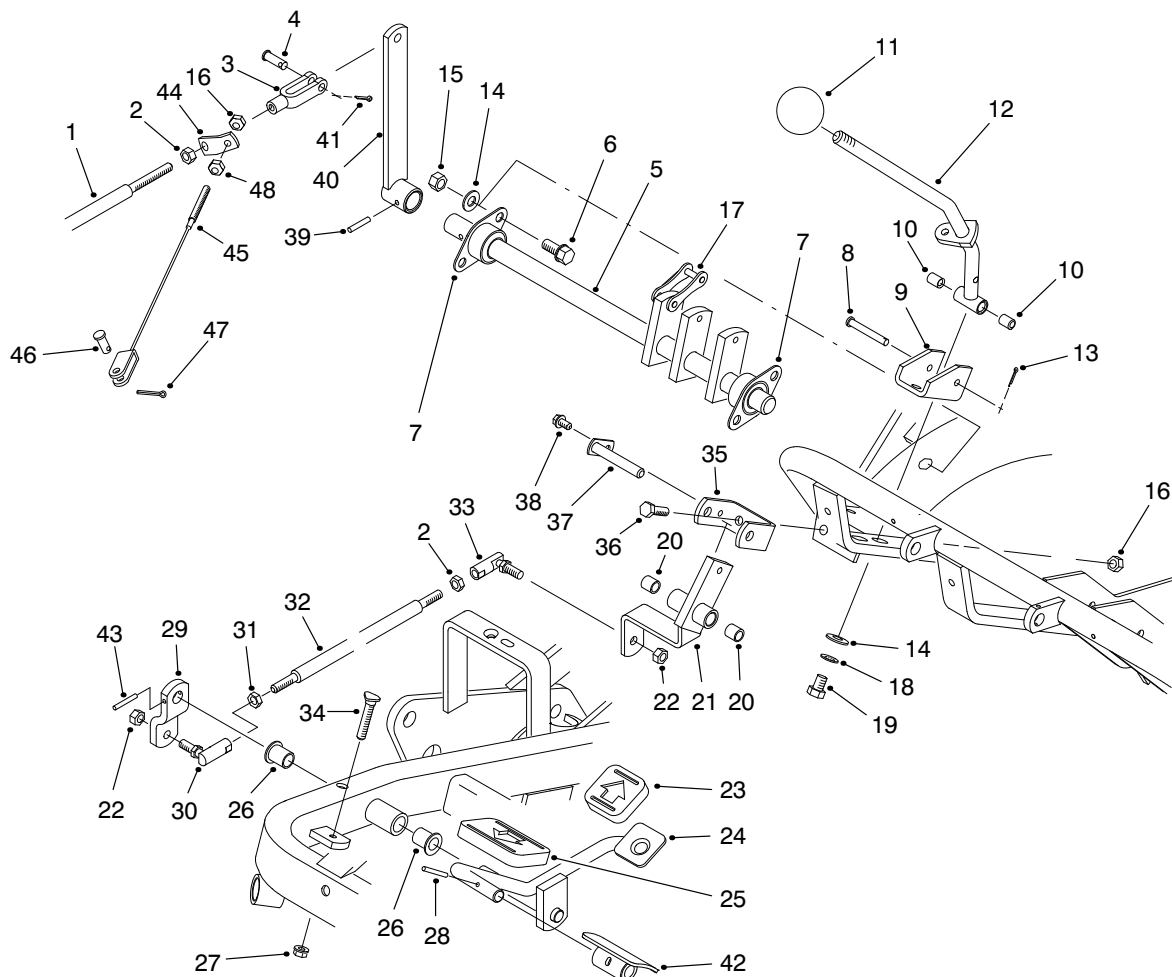
T-0983

HYDRAULIC DRIVE MOTOR ASSEMBLY NO. 92-9199

Ref. No.	Part No.	Description	No. Used
1		Seal - Dirt & Water	1
2		Bearing	1
3		Housing	1
4		Washer - Back-Up	1
5		Ring - Seal	5
6		Washer - Back-Up	1
7		Seal - Inner	1
8		Washer - Thrust	2
9		Bearing - Thrust	1
10		Bearing	1
11	76-0860	Shaft - Coupling	1
12	76-0850	Bearing - Thrust	1
13	92-9761	Link - Drive	7
14	92-9762	Screw - HH	1
15		Seal - Commutator	1
16		Commutator	1

Ref. No.	Part No.	Description	No. Used
17	3257-42	Key - Woodruff	1
18	76-0870	Plate - Wear	1
19		Rotor	1
20		Vane	7
21		Stator	1
22	76-0840	Manifold	1
23		Ring - Commutator	1
24	76-0940	Asm - End Cover	1
*	92-9763	Rotor Set (Incl. Ref. #19-21)	1
*	76-0880	Asm - Commutator (Incl. Ref. #15, 16 & 23)	1
*	76-0800	Kit - Seal (Incl. Ref. #1, 4-7 & 15)	1
*	76-0810	Asm - Housing (Incl. Ref. #2, 3 & 8-10)	1

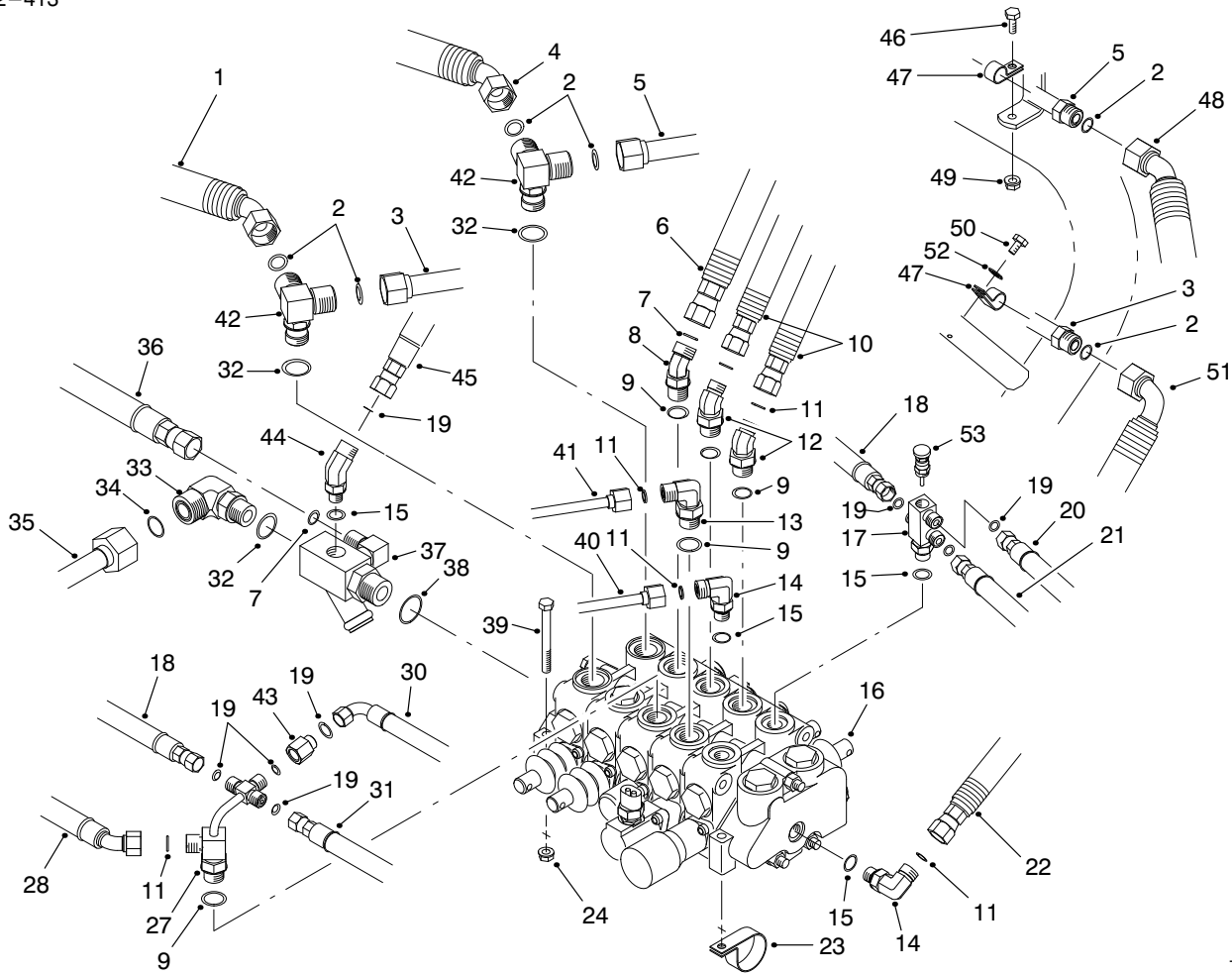
*Not Illustrated



T-1287

TRACTION CONTROLS ASSEMBLY

Ref. No.	Part No.	Description	No. Used	Ref. No.	Part No.	Description	No. Used
1	49-5430	Rod - Control	1	24	83-0540	Pedal - Traction	1
2	3220-2	Nut - Jam	2	25	74-9100	Pad - Forward Pedal	1
3	282-2	Clevis - Rod	1	26	256-155	Bushing - Flange	2
4	283-61	Pin - Clevis	1	27	32128-20	Nut - Flange Lock	1
5	44-0870	Shaft - Cam	1	28	32121-45	Pin - Roll	1
6	3234-1	Screw - HHF	4	29	83-0630	Arm - Traction Pivot	1
7	27-2320	Bearing - Flange	2	30	2411-42	Joint - Ball LH Thread	1
8	283-57	Pin - Clevis	1	31	3220-20	Nut - Jam LH Thread	1
9	49-6220	Bracket - Control Arm	1	32	83-0580	Rod - Traction Control	1
10	256-251	Bushing - Sleeve	2	33	2411-43	Joint - Ball RH Thread	1
11	233-48	Knob	1	34	17-9420	Screw - Traction Stop	1
12	93-9934	Asm - Traction Handle (Incl. Ref. #10)	1	35	49-6250	Bracket - Traction Pivot	1
13	3272-4	Pin - Cotter	1	36	322-5	Screw - HH	2
14	3256-24	Washer - Flat	6	37	49-6290	Shaft - Traction Pivot	1
15	3296-59	Nut - Lock	4	38	12-3270	Screw - HWH	1
16	3296-29	Nut - Lock	3	39	32121-6	Pin - Roll	1
17	57-6220	Link	5	40	47-5320	Lever - Control	1
18	3254-6	Washer - I.T.L.W.	2	41	3272-6	Pin - Cotter	1
19	3211-2	Screw - HH	2	42	49-6440	Pedal - Forward	1
20	256-2	Bushing - Sleeve	2	43	32121-51	Pin - Roll	1
21	49-6260	Asm - Pivot, Traction (Incl. Ref. #20)	1	44	93-9936	Bracket - Cable	1
22	3296-4	Nut - Lock	2	45	93-9937	Cable - Traction Return	1
23	74-9110	Pad - Reverse Pedal	1	46	283-62	Pin - Clevis	1
				47	3272-10	Pin - Cotter	1
				48	3217-6	Nut - Hex.	1

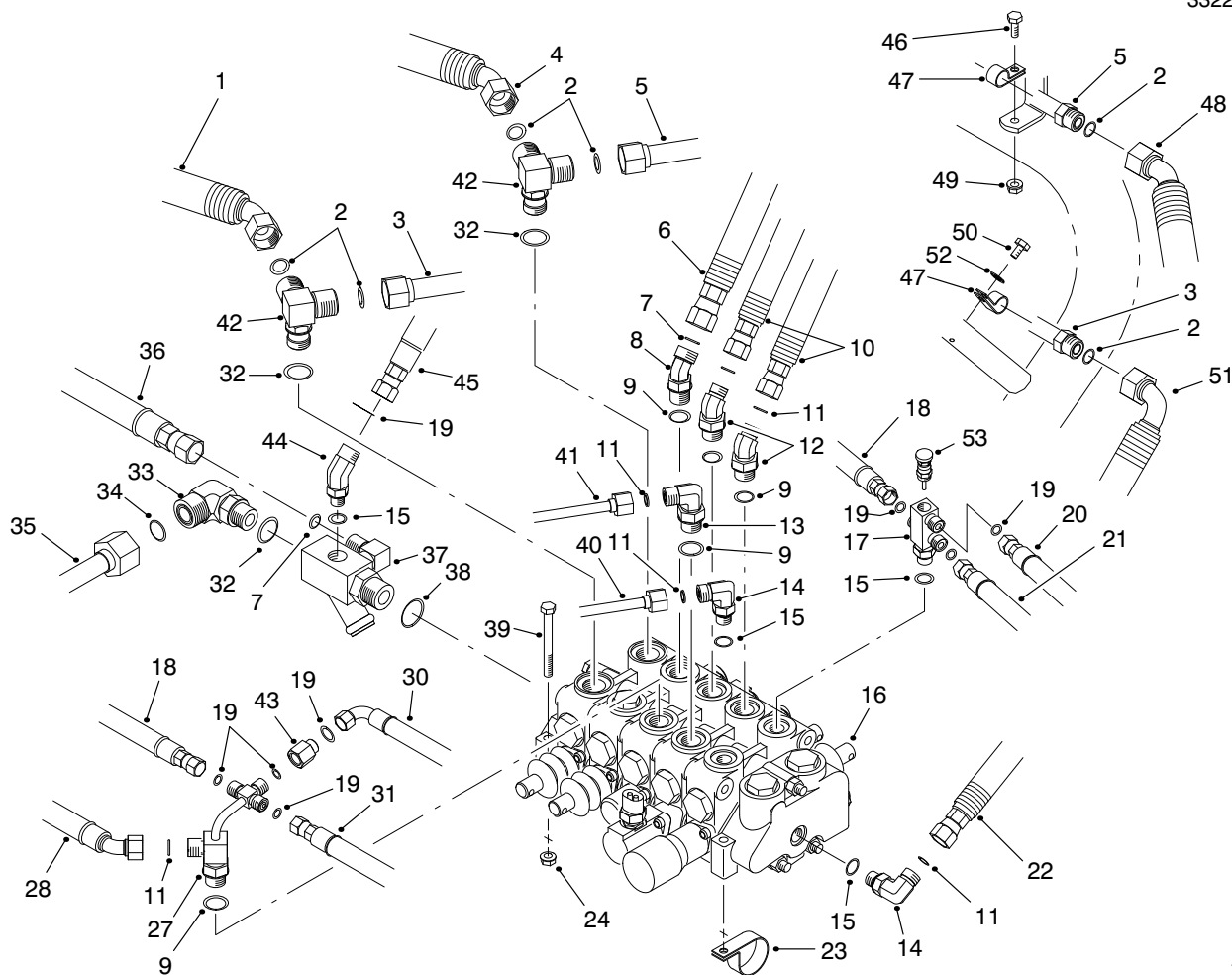


T-1294-3

CONTROL VALVE INSTALLATION ASSEMBLY

Ref. No.	Part No.	Description	No. Used
1	98-0647	Hose - Hydraulic	1
2	237-65	O-Ring	6
3	70-7130	Asm-Tube (Incl. Ref. #2)	1
4	98-0646	Hose - Hydraulic	1
5	83-1200	Asm-Tube (Incl. Ref. #2)	1
6	98-2151	Hose - Hydraulic	1
7	237-30	O-Ring	2
8	340-101	Fitting - Hydraulic 45° (Incl. Ref. #7 & 9)	1
9	237-79	O-Ring	4
10	98-0649	Hose - Hydraulic	2
11	237-22	O-Ring	6
12	340-138	Fitting - Hydraulic 45° (Incl. Ref. #9 & 11)	2
13	340-18	Fitting - Hydraulic 90° (Incl. Ref. #9 & 11)	1
14	340-77	Fitting - Hydraulic 90° (Incl. Ref. #11 & 15)	2
15	237-42	O-Ring	4
16	84-2203	Asm-Control Valve	1
17	93-2555	Fitting - Valve Body (Incl. Ref. #15 & 19)	1
18	92-9767	Hose - Hydraulic	2
19	237-21	O-Ring	6
20	88-9700	Hose - Hydraulic	1

Ref. No.	Part No.	Description	No. Used
21	83-1690	Hose - Hydraulic	1
22	98-2150	Hose - Hydraulic	1
23	304-61	Clamp - R	1
24	32128-20	Nut - Flange Lock	3
27	83-1670	Fitting - Special (Incl. Ref. #9, 11 & 19)	1
28	74-3830	Hose - Hydraulic	1
30	83-1680	Hose - Hydraulic	1
31	63-3850	Hose - Hydraulic	1
32	237-80	O-Ring	3
33	340-16	Fitting - Hydraulic 90° (Incl. Ref. #32 & 34)	1
34	237-58	O-Ring	1
35	63-4040	Tube - Hydraulic	1
36	63-3840	Hose - Hydraulic	1
37	68-5260	Fitting - Manifold Tee (Incl. Ref. #7 & 38)	1
38	237-81	O-Ring	1
39	322-14	Screw - HH	3
40	63-4020	Tube - Hydraulic	1
41	63-4030	Tube - Hydraulic	1
42	63-4050	Fitting - Tee (Incl. Ref. #2 & 32)	2
43	71-0990	Orifice (Incl. Ref. #19)	1
44	340-137	Fitting - Hydraulic 45° (Incl. Ref. #15 & 19)	1
45	83-1350	Hose - Hydraulic	1



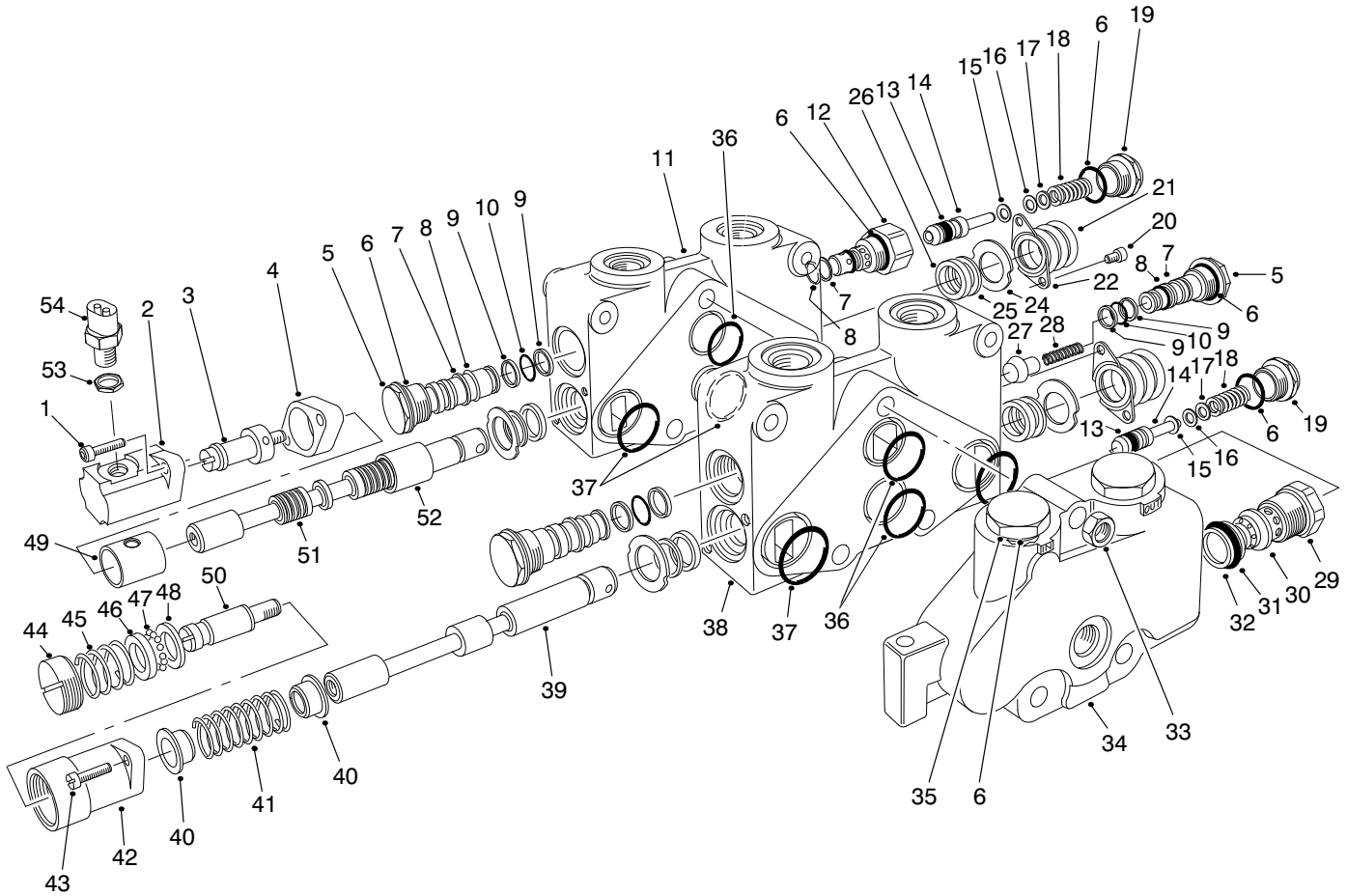
T-1294-2

CONTROL VALVE INSTALLATION ASSEMBLY (Continued)

Ref. No.	Part No.	Description	No. Used
46	3234-4	Screw - HH	1
47	2412-41	Clamp-R	2
48	98-0648	Hose - Hydraulic	1
49	3296-16	Nut - Lock	1
50	12-3270	Screw - Thread Forming	1

Ref. No.	Part No.	Description	No. Used
51	98-2153	Hose - Hydraulic	1
52	3256-22	Washer - Flat	1
53	93-2554	Valve - Needle	1
*	93-2556	Asm-Needle Valve (Incl. Ref. #15, 17, 19 & 53)	1

*Not Illustrated



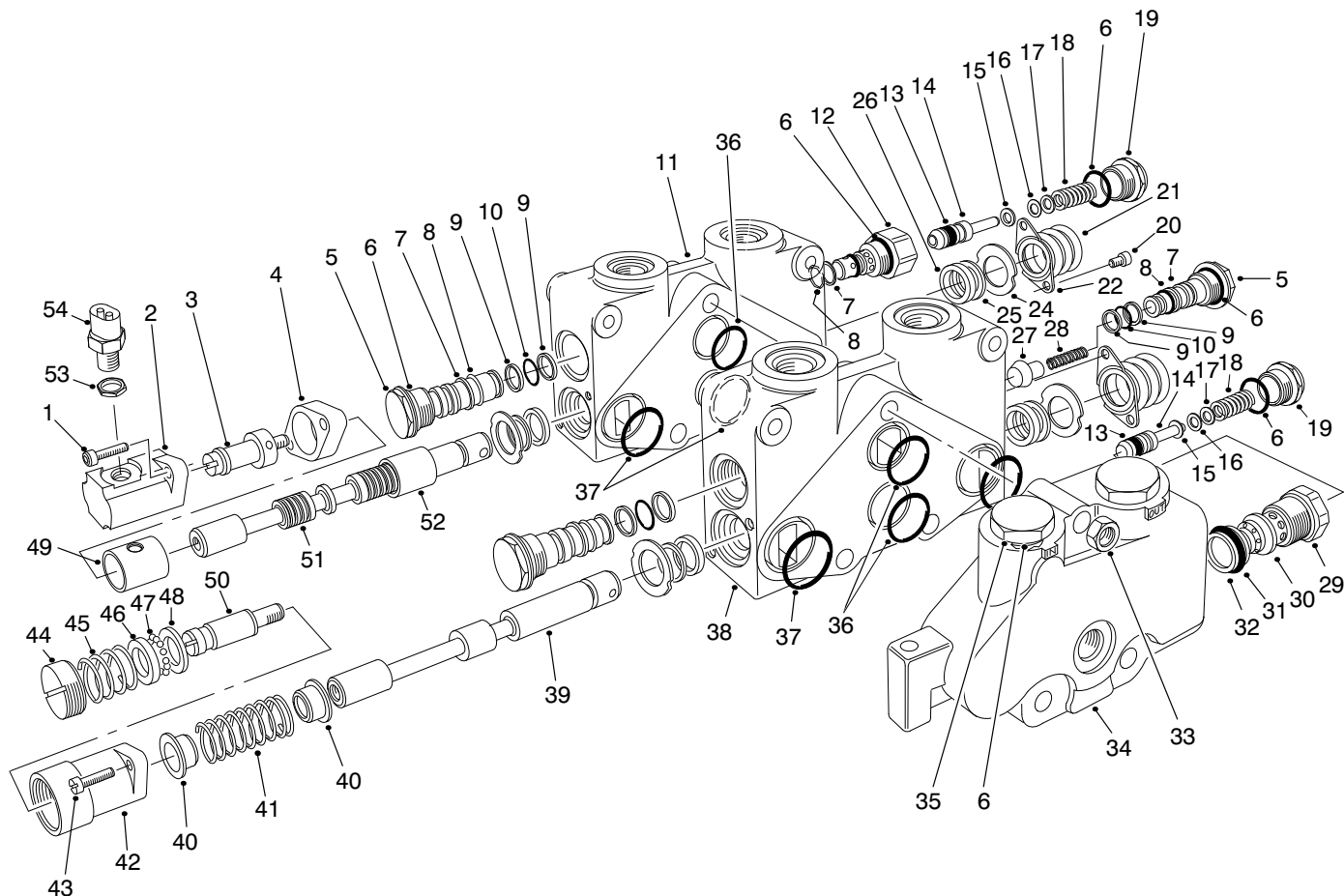
T-1318

CONTROL VALVE ASSY. NO. 84-2203 (Sections 1 & 2)

Ref. No.	Part No.	Description	No. Used
1	3274-70	Screw - HSH	2
2	353-727	Bonnet	1
3	353-729	Spud - Detent	1
4	353-733	Spacer - Bonnet	1
5	353-481	Plug - Load Check (Incl. Ref. #6-10)	3
6	237-54	O-Ring	8
7	353-306	Ring - Backup	4
8	353-305	O-Ring	4
9	353-303	Ring - Backup	6
10	353-302	O-Ring	3
11		Housing V20T	1
12	353-851	Body - Relief CP-RC Mod.	1
13	353-392	Seal - Relief Poppet PTFE	2
14	353-531	Asm - Poppet (Incl. Ref. #13)	2
15	353-328	Washer - Shim	A/R
16	353-329	Washer - Shim	A/R
17	353-330	Washer - Shim	A/R
18	353-855	Spring	2
19	353-334	Cap - Relief	2
20	3274-52	Screw - HSH	4
21	353-575	Boot - Dust Cap	2
22	93-3651	Retainer - Boot	2
24	92-2547	Plate - Seal Retainer	4

Ref. No.	Part No.	Description	No. Used
25	92-2546	Wiper - Seal	4
26	353-957	Seal - Lip	4
27	353-301	Poppet	1
28	353-304	Spring	1
29	353-331	O-Ring	1
30	353-760	Body Relief	1
31	353-758	O-Ring	1
32	353-952	Ring - Backup	1
33	3217-7	Nut - Hex	3
34	353-772	Left End Cover	1
35	353-721	Plug (Incl. Ref. #6)	2
†36		O-Ring	3
†37		O-Ring	4
†38		Housing Section #1	1
†39		Spool V20 SPL	1
40	353-417	Collar Spring	2
41	99-6850	Spring - Centering	1
42	99-8181	Bonnet - R. Detent	1
43	3274-15	Screw - Fillister Hd.	2
44	353-763	Cap - Adjustment	1
45	99-1475	Spring - Detent	1
46	42-2680	Race R. Detent	1
47	52-5880	Ball - Steel	12
48	354-29	Plate - Thrust	1

†Parts Available as Assemblies Listed as (*Not Illustrated) on Following Page



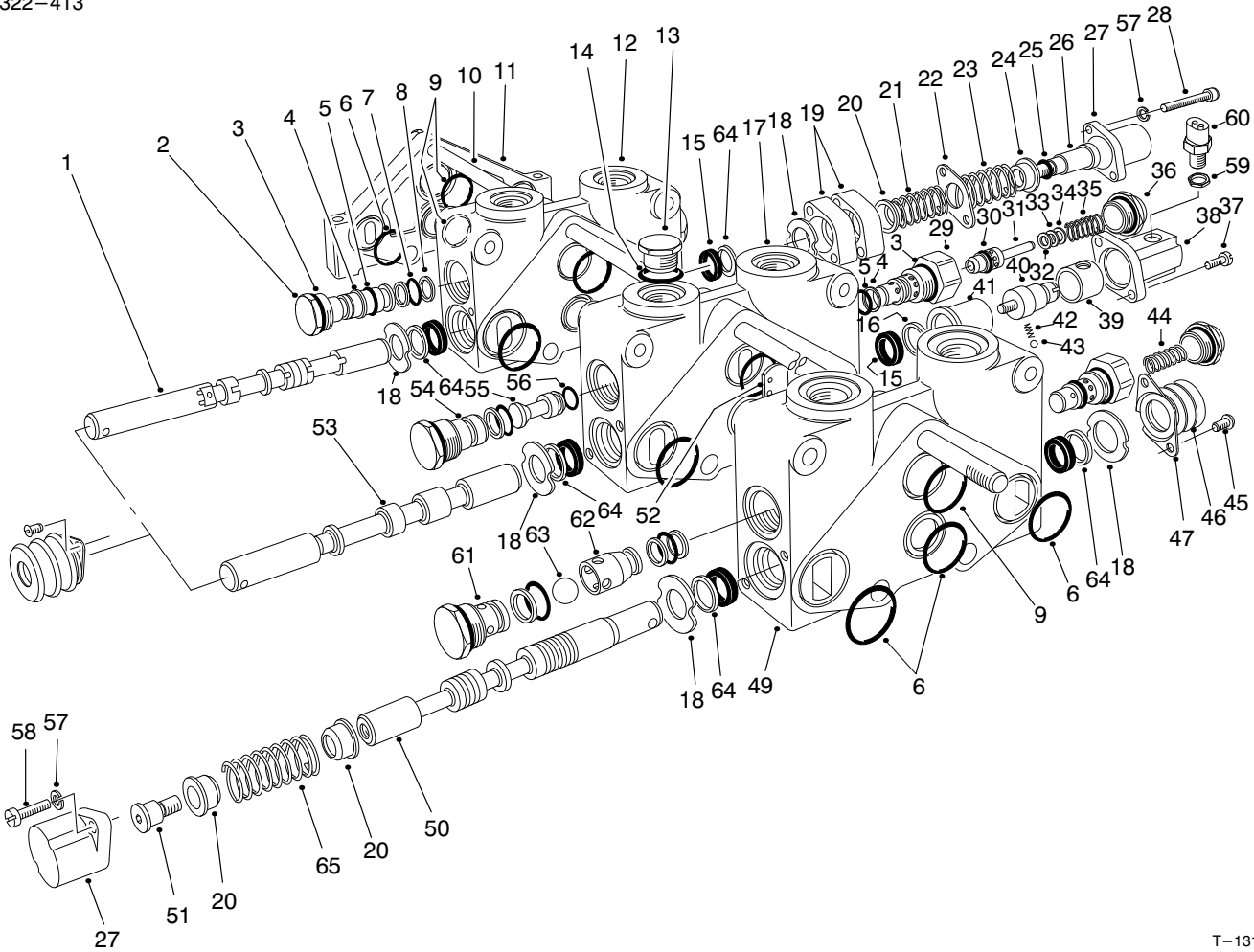
T-1318

CONTROL VALVE ASSEMBLY NO. 84-2203 (Sections 1 And 2) (Continued)

Ref. No.	Part No.	Description	No. Used	Ref. No.	Part No.	Description	No. Used
49	353-728	Sleeve	1	*	353-839	Asm-Positioner, DI (SPL) (Incl. Ref. #1-4 & 50)	1
50	353-762	Spud - Detent Out	1	*	353-642	Relief - RC Mod. (Incl. Ref. #6-8 & 12-19)	2
†51		Spool V20 3 Way F.F.	1	*	93-3652	Asm-Boot, Spool (Incl. Ref. #20-22)	2
52	353-732	Sleeve - Detent	1	*	353-835	Seals - Section Set (Incl. Ref. #36 & 37)	1
53	38-0410	Nut - Hex.	1	*	92-2548	Seals - Spool (Single End Set) (Incl. Ref. #24-26)	1
54	83-1890	Switch - Ball	1	*	92-2545	Seals - Spool (Entire Valve Set)	1
*	353-766	Asm-Relief WH (2000) PSI (Incl. Ref. #6,13-19 & 29-32)	1				
*	99-8182	Section #1 Complete	1				
*	353-837	Section #2 Complete	1				
*	99-8180	Positioner - R. Detent (Out) (Incl. Ref. #40-49)	1				

*Not Illustrated

†Parts Available as Assemblies Listed as (*Not Illustrated) on This Page



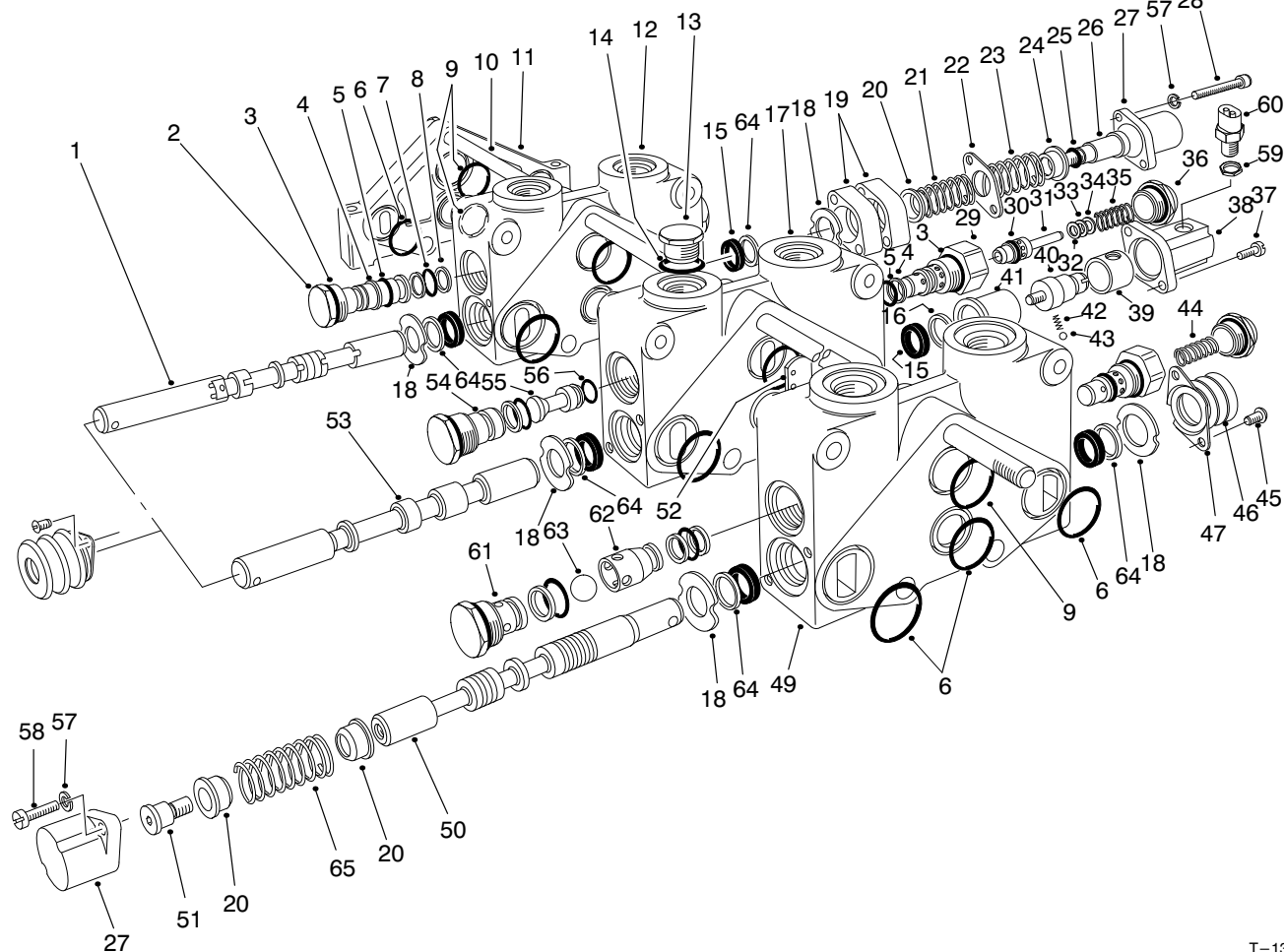
T-1319-4

CONTROL VALVE ASSY. NO. 84-2203 (Sections 3 Thru 5)

Ref. No.	Part No.	Description	No. Used
1	94-5434	Spool #5	1
2	353-481	Plug - Load Check (Incl. Ref. #3-5 & 7-8)	3
3	237-54	O-Ring	6
4	353-306	Ring - Backup	5
5	353-305	O-Ring	5
†6	353-302	O-Ring	11
7	353-302	O-Ring	3
8	353-303	Ring - Backup	6
†9	353-303	O-Ring	5
10	353-853	Bolt - HH	3
11	353-668	Plate - Cap, Cover RH	1
12	353-550	Housing V20 #5	1
13	353-550	Asm-Plug (Incl. Ref. #14)	1
14	353-848	O-Ring	1
15	353-957	Seal - Lip	6
16	353-958	Ring - Backup	1
†17	353-958	Housing V20 #4	1
18	92-2547	Plate - Seal Retainer	5
19	353-733	Spacer - Bonnet	2
20	353-417	Collar Spring	3
21	353-831	Spring	1
22	353-529	Plate Seal	1
23	92-3148	Spring	1

Ref. No.	Part No.	Description	No. Used
24	353-808	Collar - Spring	1
25	353-830	O-Ring	1
26	94-4248	Collar Spool	1
27	99-6895	Bonnet	2
28	354-28	Screw - HSH	2
29	353-851	Body - Relief CP-RC Mod.	2
30	353-392	Seal - Relief Poppet PTFE	2
31	353-531	Asm-Poppet (Incl. Ref. #30)	2
32	353-328	Washer - Shim	A/R
33	353-329	Washer - Shim	A/R
34	353-330	Washer - Shim	A/R
35	353-398	Spring	1
36	353-334	Cap - Relief	2
37	52-5900	Screw - Fillister Hd.	4
38	353-847	Bonnet (SPL)	1
39	353-849	Sleeve	1
40	353-846	Spud - DI (SPL)	1
41	353-845	Sleeve - Detent	1
42	353-730	Spring	1
43	353-731	Ball	1
44	353-855	Spring	1
45	3274-52	Screw - HSH	6
46	353-575	Boot - Dust Cap	3
47	93-3651	Retainer - Boot	3

†Parts Available as Assemblies Listed as (*Not Illustrated) on Following Page



T-1319-4

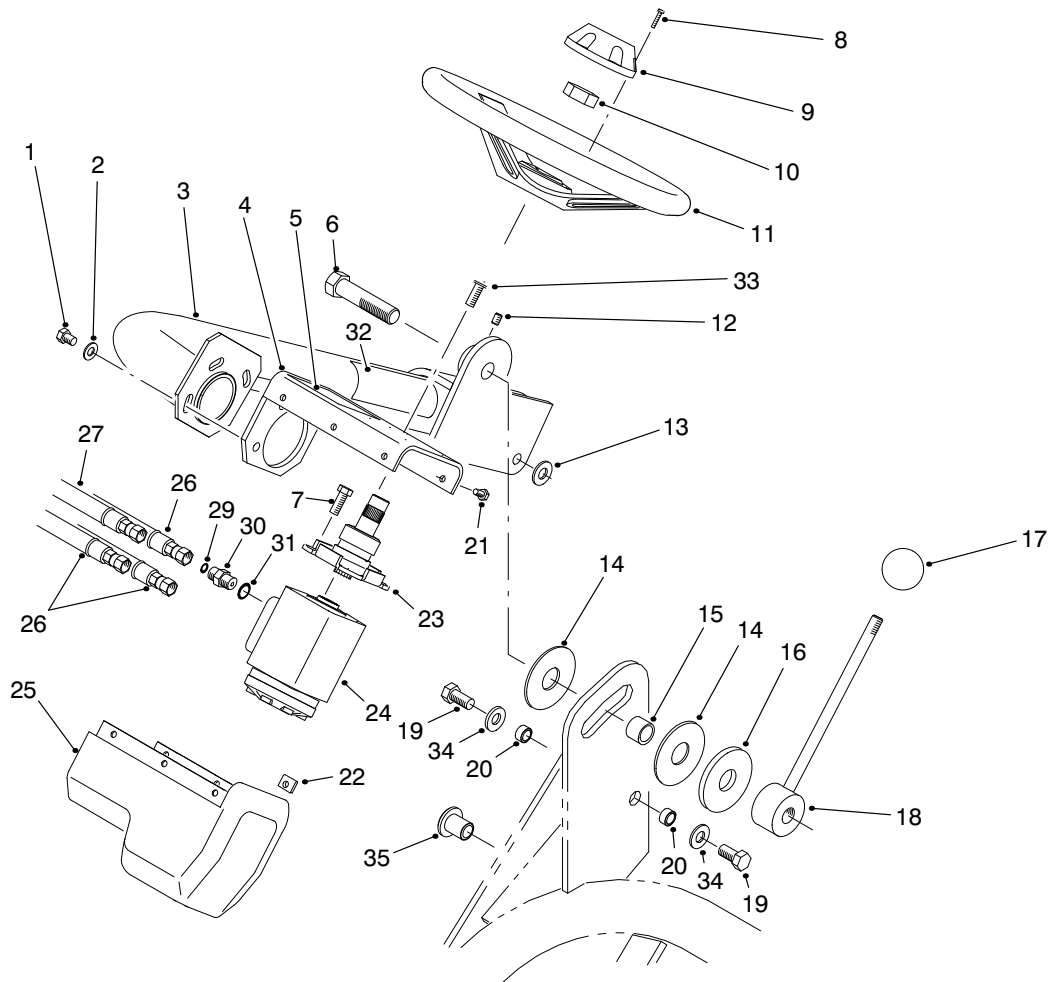
CONTROL VALVE ASSEMBLY NO. 84-2203 (Sections 3 Thru 5) (Continued)

Ref. No.	Part No.	Description	No. Used
49		Housing V20 #2	1
†50		Spool V20 3 Way F.F.	1
51	52-5860	Collar - Spool	1
52	354-122	Disc - Seal	1
†53		Spool #4	1
54	353-953	Plug Assembly	1
55	353-844	Plus Series (Incl. Ref. #56)	1
56	353-850	O-Ring	1
57	3253-3	Washer - Lock	4
58	3274-84	Screw - HH	4
59	38-0410	Nut - Hex.	1
60	83-1890	Switch - Ball	1
61	353-483	Body - Anticavitation	1
62	353-484	Retainer - Ball	1
63	353-737	Ball	1
64	92-2546	Wiper - Seal	5
65	99-6850	Spring - Centering	1
*	354-129	Asm - Anticavitation Check (Incl. Ref. #3, 4, 5, 7, 8 & 61-63)	1
*	353-835	Seals - Section Set (Incl. Ref. #6 & 9)	1
*	93-3652	Asm - Boot, Spool (Incl. Ref. #45-47)	3

Ref. No.	Part No.	Description	No. Used
*	99-8183	Asm - Section #3 (Complete)	1
*	354-25	Asm - Section #4 (Complete)	1
*	93-1386	Asm - Section #5 (Complete)	1
*	353-841	Asm - Position, Spool (Incl. Ref. #20 27 37 & 51)	1
*	353-840	Asm - Position, DI (SP) (Incl. Ref. #37-43)	1
*	353-642	Asm - Relief, RC Mod. (Incl. Ref. #3-5 & 29-36)	1
*	353-833	Asm - Positioner (Incl. Ref. #19-28)	1
*	84-2203	Asm - Control Valve Complete	1
*	92-2548	Seals - Spool (Single End Set) (Incl. Ref. #15, 18 & 64)	1
*	92-2549	Seals - Spool (End Set #4 Rear Only) (Incl. Ref. #15, 16 & 18)	1
*	92-2545	Seals - Spool (Entire Valve Set)	1

*Not Illustrated

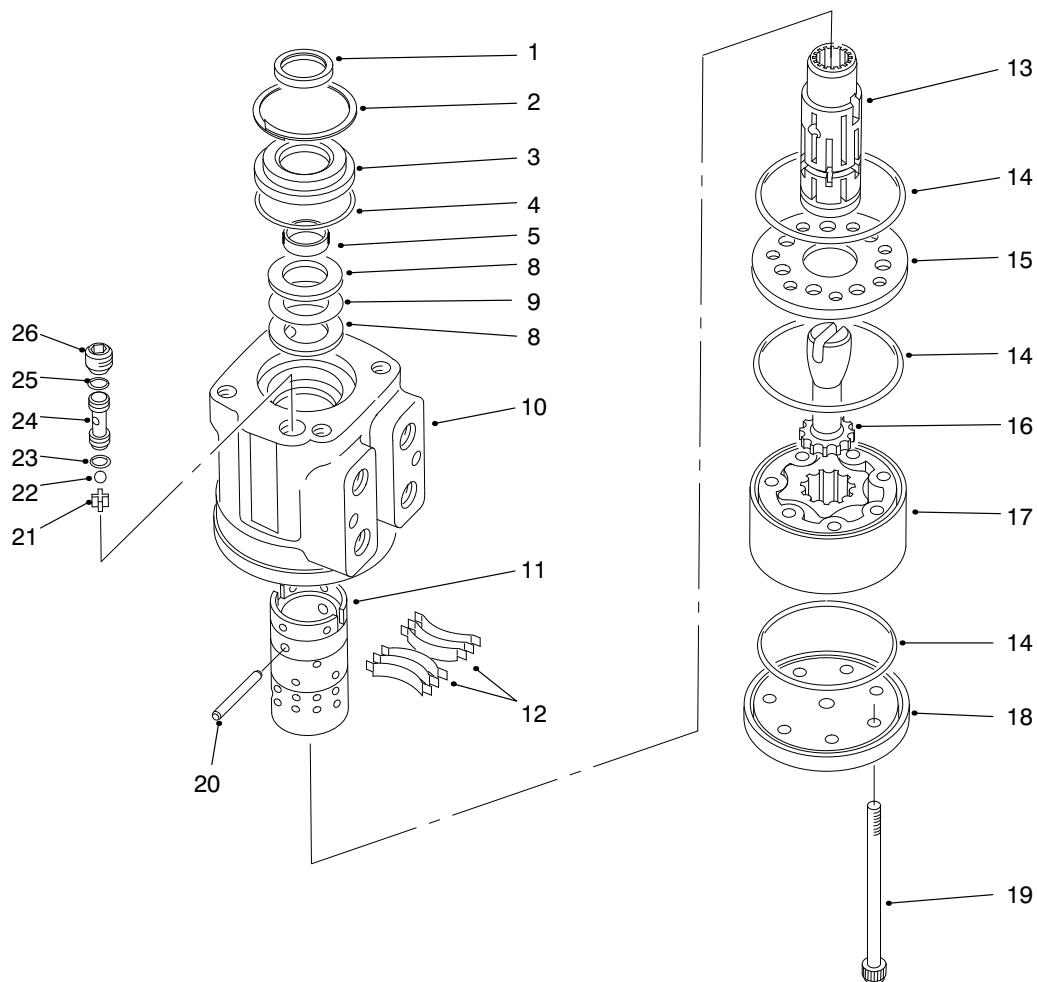
†Parts Available as Assemblies Listed as (*Not Illustrated) on This Page



T-1291

STEERING ARM ASSEMBLY

Ref. No.	Part No.	Description	No. Used	Ref. No.	Part No.	Description	No. Used
1	3274-80	Screw - HH	3	19	325-4	Screw - HH	2
2	3256-80	Washer - Flat	3	20	47-2890	Bushing - Sleeve	2
3	83-0650	Arm - Steering	1	21	3274-39	Screw - HH	6
4	83-0780	Support - Steering Valve	1	22	3290-277	Nut - Speed	6
5	93-8063	Decal - Warning	1	23	83-1420	Column - Steering	1
5	83-2520	Decal - Warning (Japanese)	1	24	92-8690	Asm-Steering, Valve	1
6	83-0750	Screw - HH LH	1	25	83-0810	Cover - Steering Valve	1
7	323-4	Screw - HH	2	26	83-1350	Hose - Hydraulic	2
8	32144-21	Screw - RH	2	27	83-1360	Hose - Hydraulic	1
9	68-5140	Cap - Steering Wheel	1	28	83-1370	Hose - Hydraulic	1
10	47-6990	Nut - Steering Wheel	1	29	237-21	O-Ring	4
11	68-5130	Asm-Steering Wheel (Incl. Ref. #8 & 9)	1	30	340-1	Fitting - Hydraulic, Straight (Incl. Ref. #29 & 31)	4
12	3246-3	Screw - Set	1	31	237-42	O-Ring	4
13	65-6390	Washer - Thrust	1	32	93-8068	Decal - Steering Arm	1
14	83-0740	Disc - Friction	2	32	83-2510	Decal - Steering Arm (Japanese)	1
15	83-0730	Spacer - Lockup	1	33	3274-63	Screw - HSH	2
16	83-0760	Plate - Lockup	1	34	3256-26	Washer - Flat	2
17	233-48	Knob	1	35	83-1700	Bushing - Flange	1
18	83-0700	Handle - Lockup	1				



T-1442

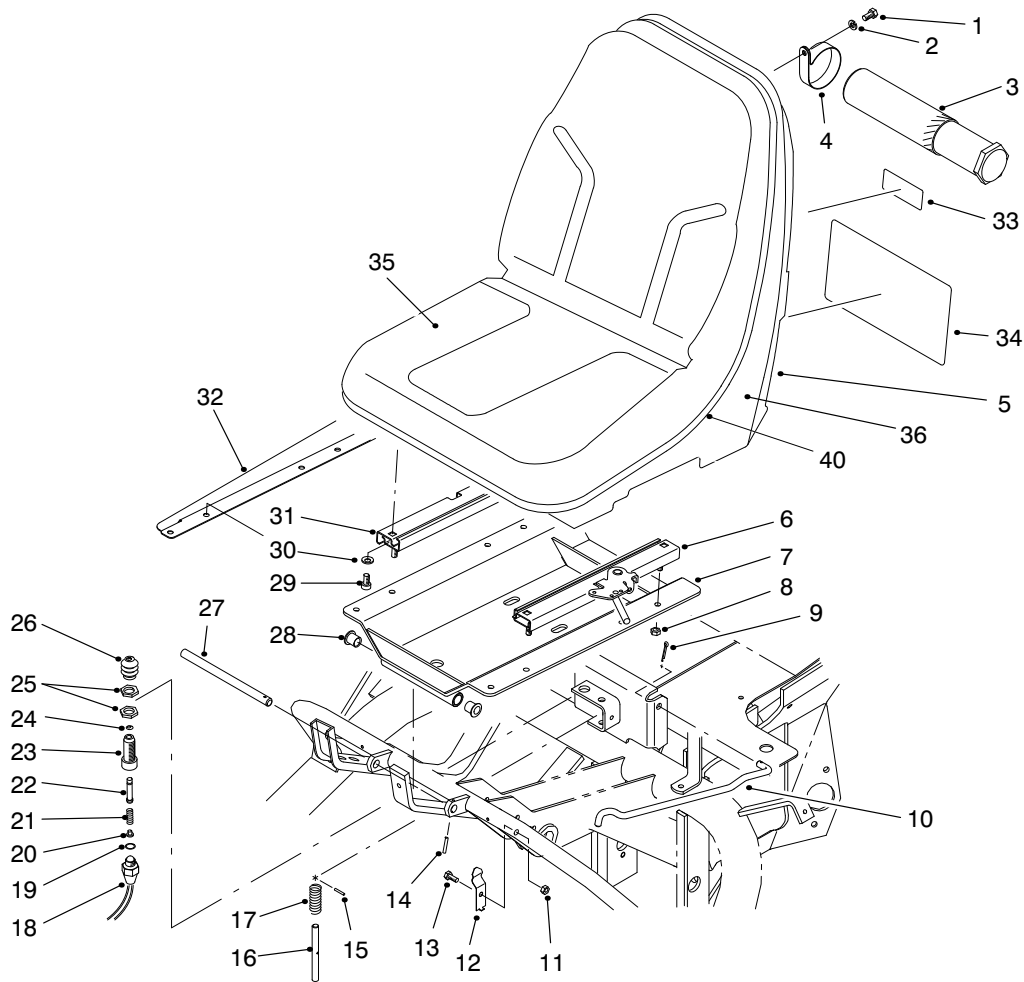
POWER STEERING VALVE NO. 92-8690

Ref. No.	Part No.	Description	No. Used
†1		Seal - Dust	1
2	52-9230	Ring - Retaining	1
3	92-8691	Bushing - Seal Gland	1
†4		O-Ring	1
†5		Seal - One Piece	1
8	59-6730	Race - Bearing	2
9	59-6740	Bearing - Needle Thrust	1
†10		Housing	1
†11		Sleeve - Control	1
12	83-1860	Kit - Centering, Spring	1
†13		Spool - Control	1
†14		O-Ring	3
15	92-8697	Plate - Wear	1
16	70-8250	Drive	1
17	83-1870	Gerotor	1

Ref. No.	Part No.	Description	No. Used
18	67-8113	Cap - End	1
19	92-8696	Screw - Torx Hd.	7
20	59-6830	Centering Pin Kit	1
21	52-9290	Retainer - Ball Check	1
22	52-9280	Ball - Check	1
†23		O-Ring	1
24	52-9270	Seat - Ball Check	1
†25		O-Ring	1
26	52-9260	Screw - Set	1
*	83-1880	Asm - Control Parts (Incl. Ref. #10-13 & 20)	1
*	92-8695	Kit - Seal (Incl. Ref. #1, 4, 5, 14, 23 & 25)	1

*Not Illustrated

†Not Serviced Separately



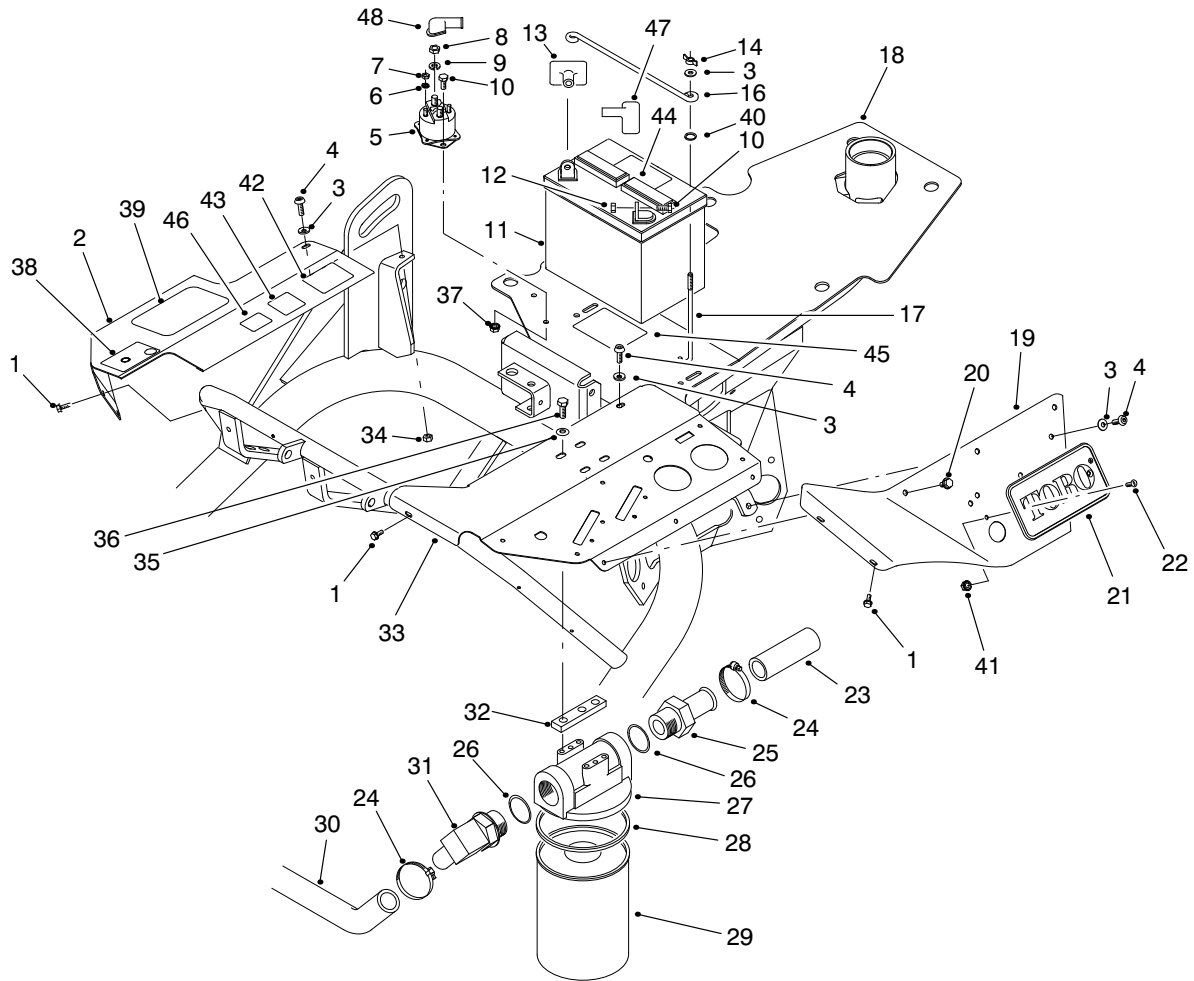
T-1290A

SEAT ASSEMBLY

Ref. No.	Part No.	Description	No. Used
1	322-2	Screw - HH	2
2	3253-4	Washer - Lock	2
3	74-0720	Tube - Manual	1
4	2412-133	Clamp - R	2
5	92-1180	Asm - Seat (Incl. Ref. #35, 36 & 40)	1
6	51-0790	Adjuster - Seat	1
7	83-1270	Asm - Seat Support (Incl. Ref. #28)	1
8	3296-29	Nut - Lock	4
9	3272-11	Pin - Cotter	1
10	68-5100	Rod - Seat Prop	1
11	3296-16	Nut - Lock	1
12	68-5310	Clip - Seat Rod	1
13	321-3	Screw - HH	1
14	32121-45	Pin - Roll	1
15	3284-3	Pin - Groove	1
16	51-0350	Pin - Seat Spring	1
17	3-6685	Spring - Compression	1
18	72-4320	Switch - Ball	1
19	237-30	O-Ring	1
20	43-8610	Seat - Ball	1
21	43-8600	Spring - Compression	1
22	43-8860	Plunger - Switch	1
23	43-8620	Guide - Switch	1
24	237-7	O-Ring	1
25	218-461	Nut - Hex.	2

Ref. No.	Part No.	Description	No. Used
26	43-8870	Boot - Switch	1
27	49-5880	Shaft - Seat Support	1
28	256-155	Bushing - Flange	2
29	3274-12	Screw - HSH	4
30	3256-23	Washer - Flat	4
31	51-0780	Slider - Seat	1
32	83-1840	Cover - RH	1
33	93-8067	Decal - Oil	1
33	84-3180	Decal - Oil (Japanese)	1
34	94-8036	Decal - Service	1
34	84-9240	Decal - Service (Spanish)	1
34	84-9250	Decal - Service (French)	1
34	84-9260	Decal - Service (German)	1
34	84-9270	Decal - Service (Swedish)	1
34	84-9280	Decal - Service (Italian)	1
34	93-7257	Decal - Service (Portuguese)	1
34	93-7258	Decal - Service (Norwegian)	1
34	93-7259	Decal - Service (Finnish)	1
34	93-7260	Decal - Service (Danish)	1
34	93-7261	Decal - Service (Dutch)	1
34	83-2490	Decal - Service (Japanese)	1
35	92-6533	Kit - Cushion	1
36	92-6534	Shell	1
40	351-78	Edging	1
*	43-9071	Asm - Seat Switch (Incl. Ref. #18-26)	1

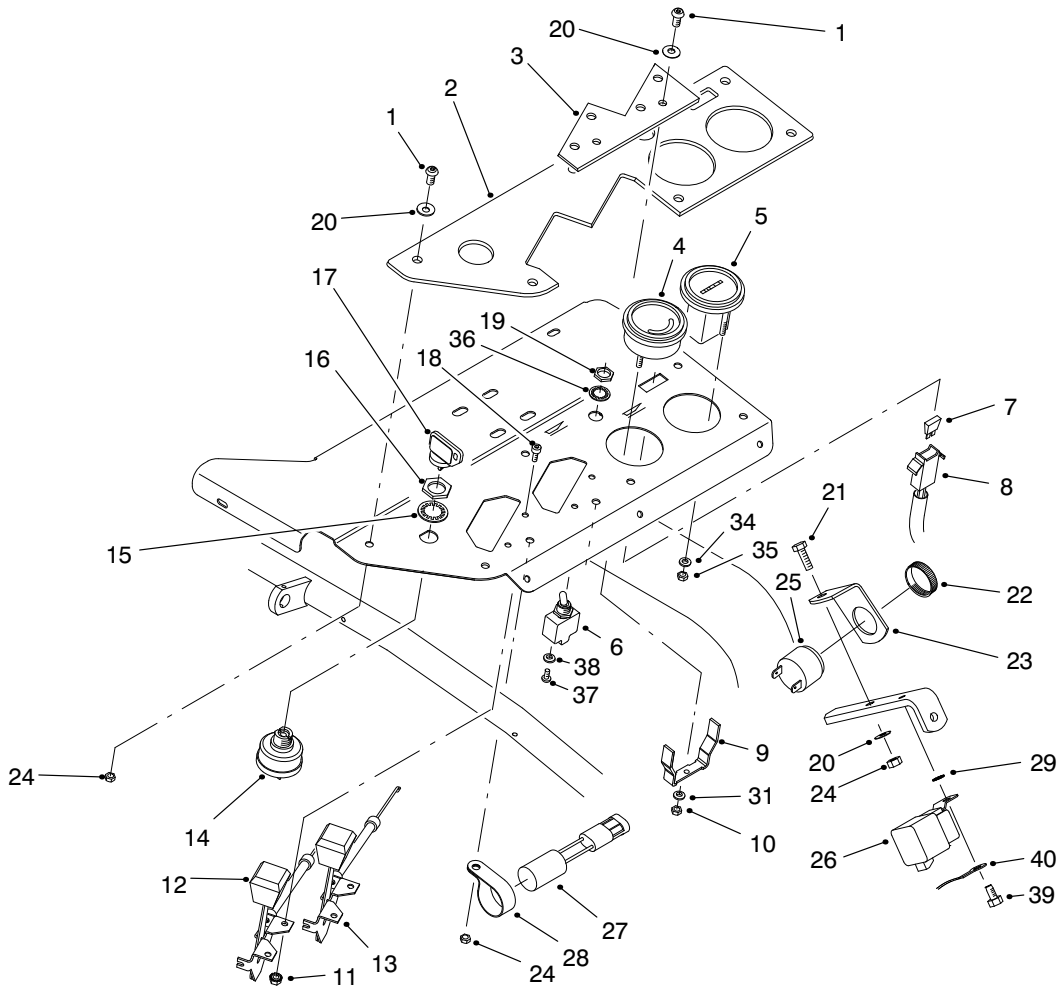
*Not Illustrated



T-1295B

FRAME ASSEMBLY

Ref. No.	Part No.	Description	No. Used	Ref. No.	Part No.	Description	No. Used
1	32104-76	Screw - TAP	5	27	44-5560	Head - Oil Filter	1
2	94-2694	Cover - RH	1	28	72-3850	Seal - Filter	1
3	3256-22	Washer - Flat	5	29	74-3570	Filter - Hydraulic Oil (Incl. Ref. #28)	1
4	3274-69	Screw - HSH	3	30	68-5880	Hose - Hydraulic	1
5	28-4210	Solenoid - Starter	1	31	353-564	Fitting - Hydraulic 90° (Incl. Ref. #26)	1
6	3254-1	Washer - Lock	2	32	27-2380	Spacer	2
7	3219-14	Nut - Hex.	2	33	83-0830	Panel - Control Upper	1
8	3218-13	Nut - Jam	2	34	3296-16	Nut - Lock	3
9	3253-4	Washer - Lock	2	35	3256-23	Washer - Flat	4
10	321-3	Screw - HH	4	36	322-4	Screw - HH	4
11	28-1400	Battery	1	37	32149-2	Nut - Keps	2
12	3217-5	Nut - Hex.	2	38	93-8065	Decal - Traction	1
13	28-8080	Boot Terminal (Red)	1	38	83-2540	Decal - Traction (Japanese)	1
14	32103-12	Nut - Wing	2	39	67-1300	Decal - TORO	1
16	72-4790	Hold-Down - Battery	1	40	237-143	Grommet	2
17	56-7720	Bolt - Battery	2	41	32149-7	Nut - Keps	2
18	92-9164	Asm-Frame	1	42	92-5524	Decal - Noise Rating	1
19	83-0840	Fender - LH	1	43	63-9920	Decal - EEC	1
20	46-8560	Screw - Self Taping	3	44	93-7276	Decal - Danger	1
21	61-3310	Plate - Logo	1	45	93-6668	Decal - Danger	1
22	3290-470	Screw - Flat Hd.	2	46	93-7252	Decal - C.E. Mark	1
23	83-1430	Hose - Hydraulic	1	47	98-0603	Boot Terminal (Black)	1
24	2412-34	Clamp - Hose	2	48	83-2430	Boot - Terminal	1
25	353-563	Fitting - Hydraulic, Straight (Incl. Ref. #26)	1				
26	237-101	O-Ring	2				

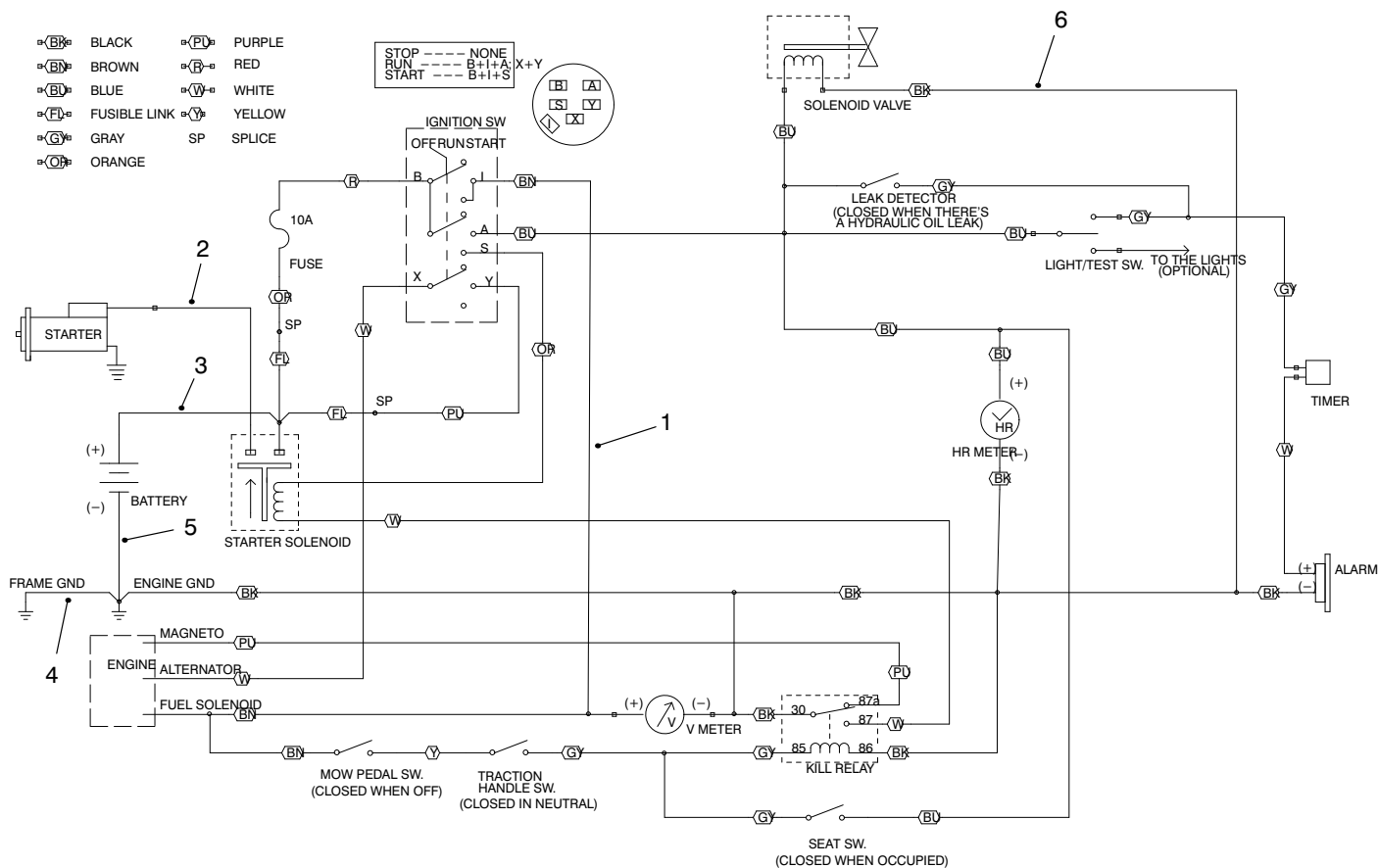


T-1296-7

CONTROL PANEL ASSEMBLY

Ref. No.	Part No.	Description	No. Used
1	3274-69	Screw - HSH	8
2	93-8061	Plate - Control	1
2	83-2570	Plate - Control (Japanese)	1
3	83-2030	Plate - Filler	1
4	98-2160	Gauge - Voltmeter (Incl. Ref. #9-10 & 31)	1
5	66-2950	Gauge - Hourmeter (Incl. Ref. #34 & 35)	1
6	83-1660	Asm - Switch (Incl. Ref. #19 & 36-38)	1
7	218-578	Fuse - 10 Amp	1
8	98-2163	Harness - Wire (Main)	1
9	78-0080	Clamp - Mounting	1
10	3217-27	Nut - Hex.	2
11	3296-27	Nut - Lock	4
12	83-0030	Control - Throttle	1
13	83-0040	Control - Choke	1
14	88-9830	Asm - Ignition Switch (Incl. Ref. #15-16)	1
15	3254-5	Washer - Lock	2
16	218-461	Nut - Hex.	2
17	63-8360	Key - Ignition	1

Ref. No.	Part No.	Description	No. Used
18	3273-26	Screw - HSH	4
19	218-498	Nut - Hex.	2
20	3256-1	Washer - Flat	9
21	321-5	Screw - HH	1
22		Retainer - Alarm	1
23	83-1530	Bracket - Alarm	1
24	3296-16	Nut - Lock	9
25	98-2159	Asm - Audio Alarm (Incl. Ref. #22)	1
26	70-1480	Relay	1
27	83-2280	Timer - Relay	1
28	2412-39	Clamp - R	1
29	3255-7	Washer - Lock, Int. Tooth	1
31	3255-25	Washer - Lock, Int. Tooth	2
34	3255-20	Washer - Lock, Ext. Tooth	2
35	3217-25	Nut - Hex.	2
36	218-589	Washer - Lock	1
37	218-588	Screw	3
38	3253-19	Washer - Lock	3
39	32104-95	Screw - HH	1
40	98-2165	Cable - Negative	1

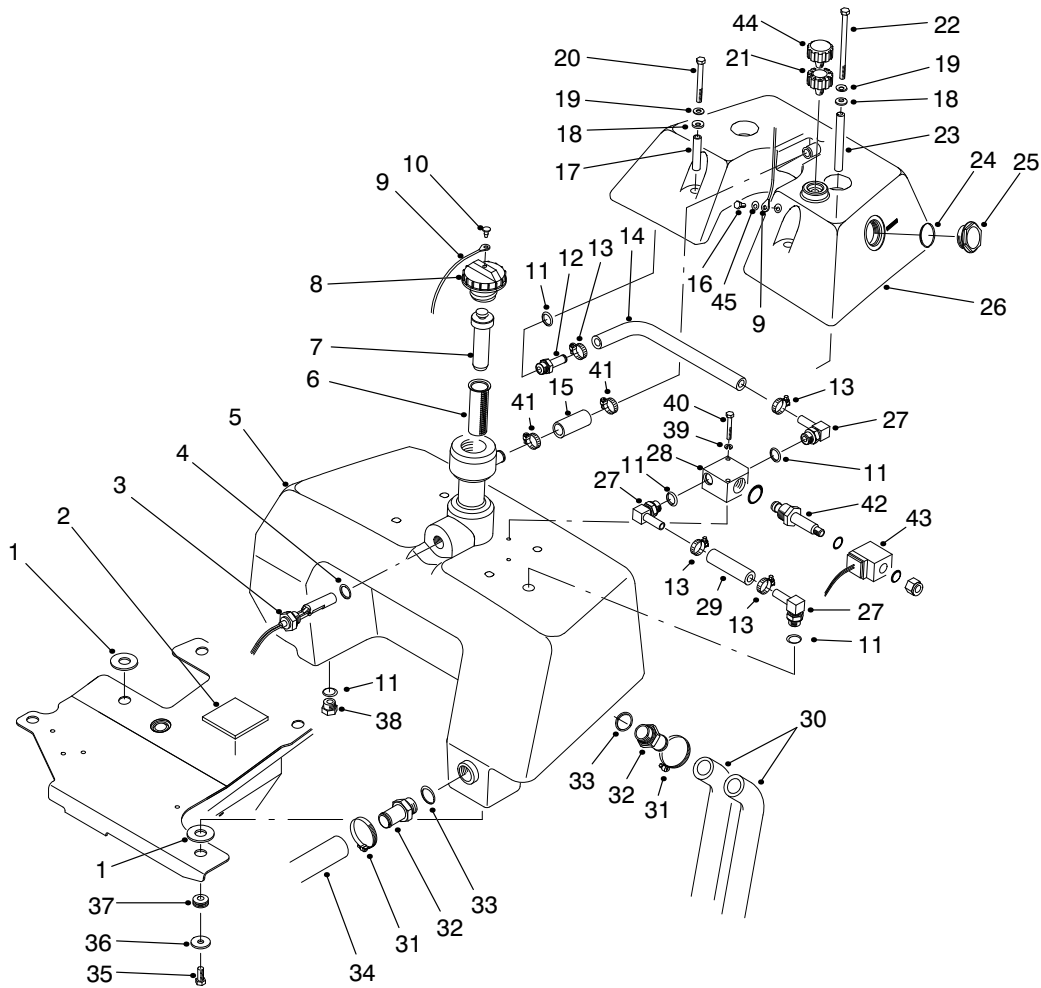


T-2804-3

ELECTRICAL SCHEMATIC

Ref. No.	Part No.	Description	No. Used
1	98-2163	Harness - Wire (Main)	1
2	98-2161	Wire Assembly	1
3	83-2420	Cable - Positive	1

Ref. No.	Part No.	Description	No. Used
4	83-1150	Wire - Engine Ground	1
5	98-2165	Cable - Negative	1
6	98-2162	Harness - Leak Detector	1

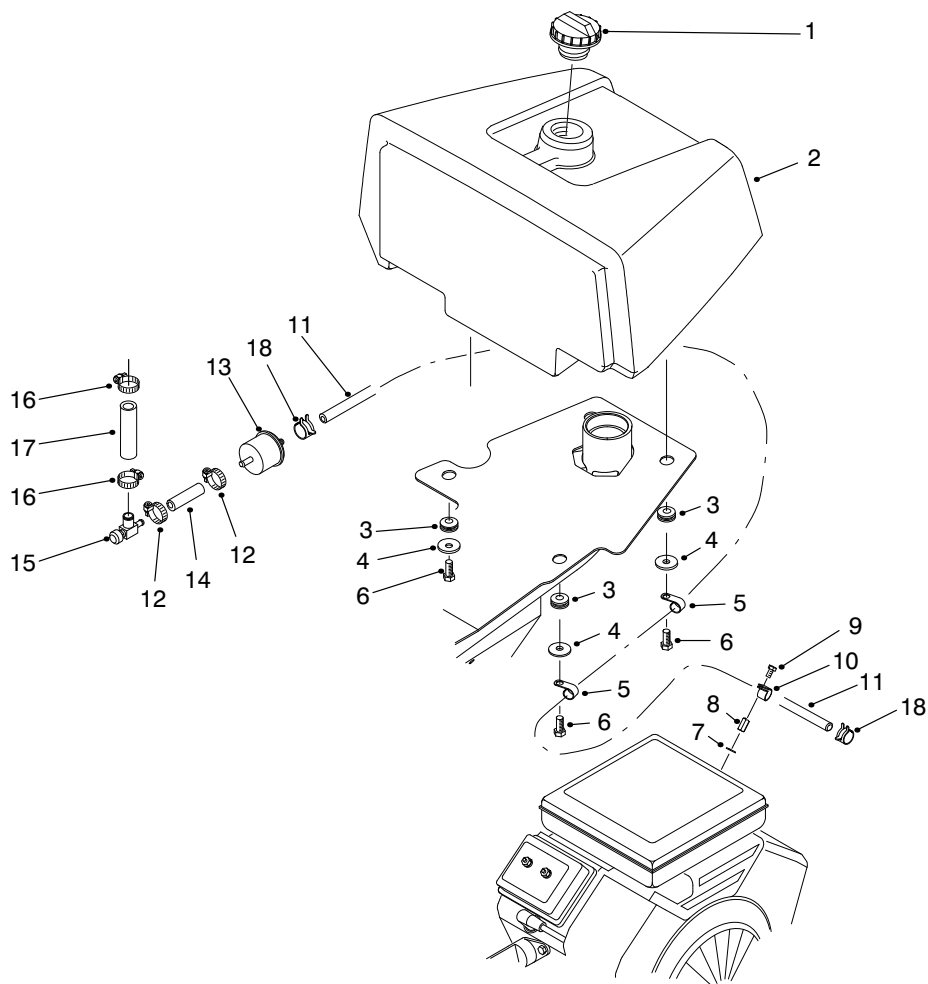


T-1289

HYDRAULIC RESERVOIR ASSEMBLY

Ref. No.	Part No.	Description	No. Used
1	83-2400	Spacer - Tank	2
2	83-2390	Pad - Tank	1
3	83-1450	Sensor - Oil Level	1
4	237-80	O-Ring	1
5	92-8966	Reservoir - Hydraulic	1
6	83-1520	Screen - Filler	1
7	92-4063	Plug - Filler Cap	1
8	93-7160	Cap - Hydraulic Reservoir (Incl. Ref. #9 & 10)	1
9	75-0540	Tether - Cap	1
10	2410-73	Retainer - Tether	1
11	237-79	O-Ring	5
12	354-121	Fitting - Hydraulic, Straight (Incl. Ref. #11)	1
13	2412-36	Clamp - Hose	4
14	83-2070	Hose - Valve	1
15	83-2090	Hose - Overflow	1
16	321-2	Screw - HH	1
17	83-1550	Spacer - Tank (Short)	2
18	83-1470	Washer - Neoprene	4
19	3256-23	Washer - Flat	4
20	322-14	Screw - HH	2
21	92-8020	Adapter - Breather	1
22	322-29	Screw - HH	2
23	83-1560	Spacer - Tank (Long)	2
24	237-123	O-Ring	1

Ref. No.	Part No.	Description	No. Used
25	83-2250	Guage - Sight (Incl. Ref. #24)	1
26	83-2100	Tank - Auxiliary Hydraulic	1
27	354-120	Fitting - Hydraulic 90° (Incl. Ref. #11)	3
28	83-1460	Asm - Solenoid Valve (Incl. Ref. #42 & 43)	1
29	83-2080	Hose - Valve - Tank	1
30	83-0910	Hose - Hydraulic	2
31	2412-34	Clamp - Hose	3
32	83-0870	Fitting - Hydraulic, Straight (Incl. Ref. #33)	3
33	237-177	O-Ring	3
34	83-1430	Hose - Hydraulic	1
35	323-6	Screw - HH	3
36	63-8410	Washer - Flat	3
37	240-11	Grommet	3
38	353-550	Plug - Hydraulic (Incl. Ref. #11)	1
39	3253-3	Washer - Lock	2
40	321-11	Screw - HH	2
41	2412-141	Clamp - Hose	2
42	83-2000	Spool - Valve	1
43	83-2010	Coil - Valve	1
44	68-6150	Breather	1
45	3256-22	Washer - Flat	1

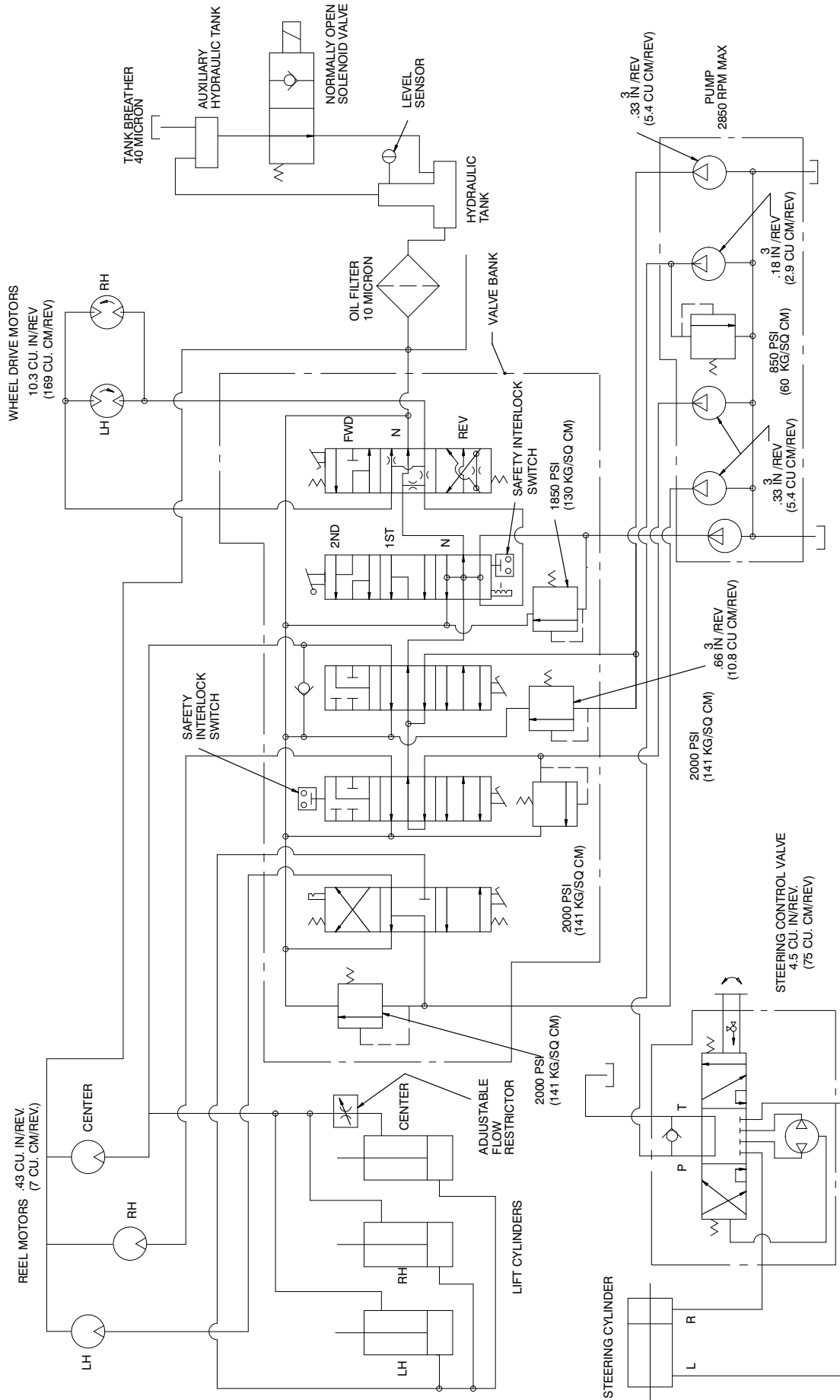


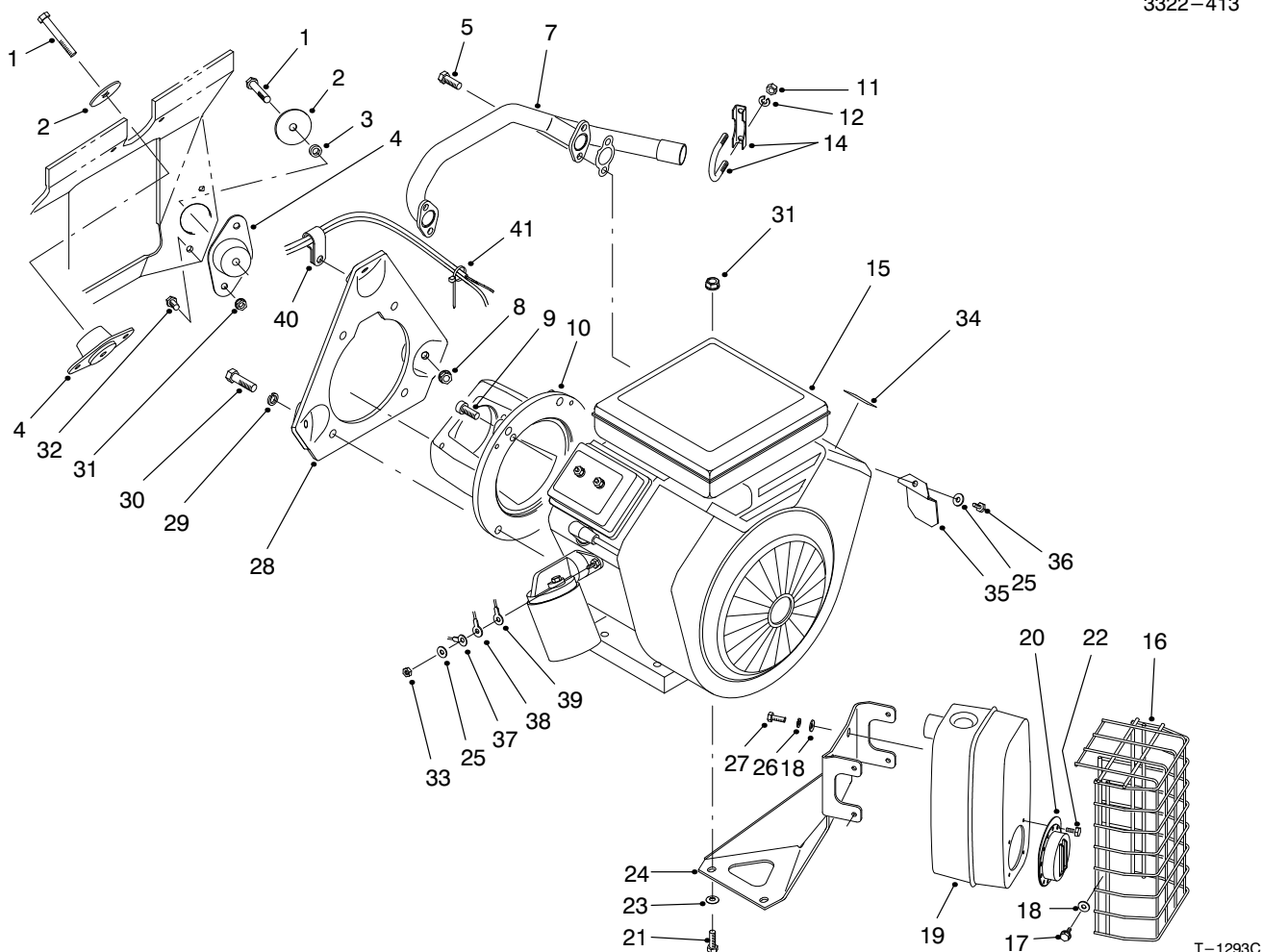
T-1317-3

FUEL TANK ASSEMBLY

Ref. No.	Part No.	Description	No. Used	Ref. No.	Part No.	Description	No. Used
1	93-7170	Cap - Fuel	1	10	2412-94	Clamp - R	1
2	92-7189	Tank - Fuel	1	11	83-2041	Hose - Fuel	1
3	240-11	Grommet	4	12	2412-108	Clamp - Hose	2
4	63-8410	Washer - Flat	4	13	94-2690	Filter - Fuel	1
5	2412-41	Clamp - R	3	14	83-2040	Hose - Fuel	1
6	323-6	Screw - HH	3	15	83-1390	Fitting - Fuel Shut-Off	1
7	3256-63	Washer - Flat	1	16	2412-36	Clamp - Hose	2
8	83-2200	Nut - Special	1	17	56-2230	Hose - Fuel	1
9	33113-012	Screw - HH	1	18	2412-98	Clamp - Hose	2

HYDRAULIC SCHEMATIC



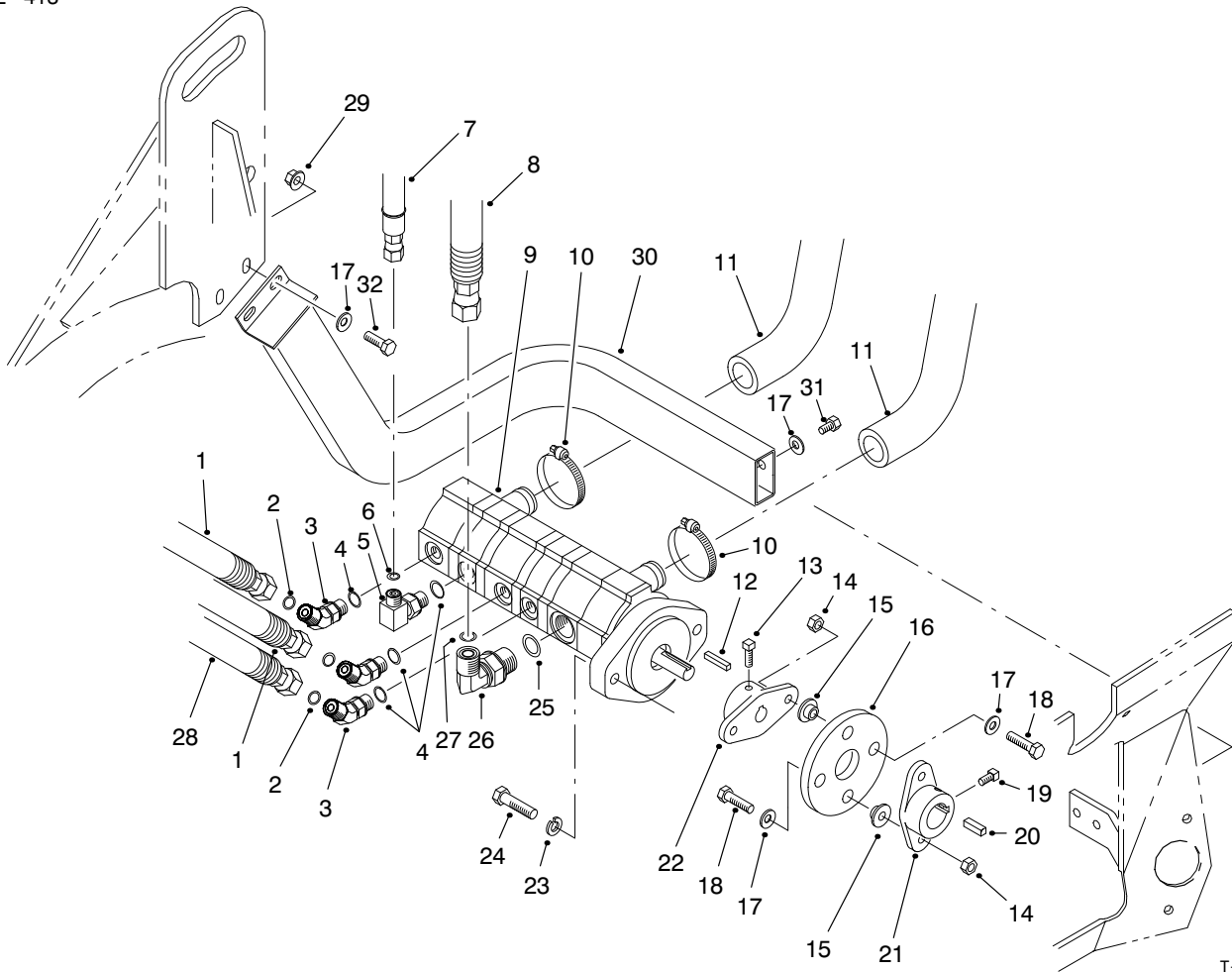


T-1293C

ENGINE INSTALLATION ASSEMBLY

Ref. No.	Part No.	Description	No. Used	Ref. No.	Part No.	Description	No. Used
1	323-12	Screw - Cap Hex. Hd.	3	21	322-8	Screw - Cap Hex. Hd.	2
2	83-1040	Washer - Mount	3	22	83-2230	Screw - Cap Hex. Hd.	4
3	83-1050	Spacer - Mount	2	23	3256-23	Washer - Flat	2
4	83-1030	Mount - Engine	3	24	83-1630	Bracket - Muffler Support	1
5		Screw - Cap Hex. Hd.	4	25	43-5930	Washer - Lock	2
7	83-1080	Pipe - Exhaust	1	26	3253-3	Washer - Lock	4
8	3290-357	Nut - Flange Lock	3	27	49-2040	Screw - Cap Hex. Hd.	4
9	3274-7	Screw - Socket Hd.	2	28	85-8120	Plate - Engine Mount	1
10	83-1060	Adapter - Pump	1	29	3253-6	Washer - Lock	4
11		Nut - Hex.	2	30	324-7	Screw - Cap Hex. Hd.	4
12		Washer - Lock	2	31	32128-20	Nut - Flange Lock	8
14	2112-11	Clamp - Muffler (Incl. Ref. #11 & 12)	1	32	322-3	Screw - Cap Hex. Hd.	6
15	98-0636	Engine Assembly (Incl. Ref. #5)	1	33	43-2830	Nut - Hex	1
16	83-1400	Shield - Muffler	1	34	93-8069	Decal - Warning	1
17	12-3270	Screw - Hex. Washer Hd.	4	34	83-2560	Decal - Warning (Japanese)	1
18	3256-1	Washer - Flat	8	35	83-2310	Shield	1
19	98-0616	Muffler	1	36	33113-016	Screw - Cap Hex. Hd.	1
*	83-2240	Arrestor - Spark (Optional)	1	37	98-2163	Harness - Wire (Main)	1
20	83-2220	Deflector - Exhaust	1	38	83-1150	Wire - Engine Ground	1
				39	98-2165	Cable - Negative	1
				40	2412-81	Clamp - R	1
				41	3290-378	Tie - Cable	1

*Not Illustrated

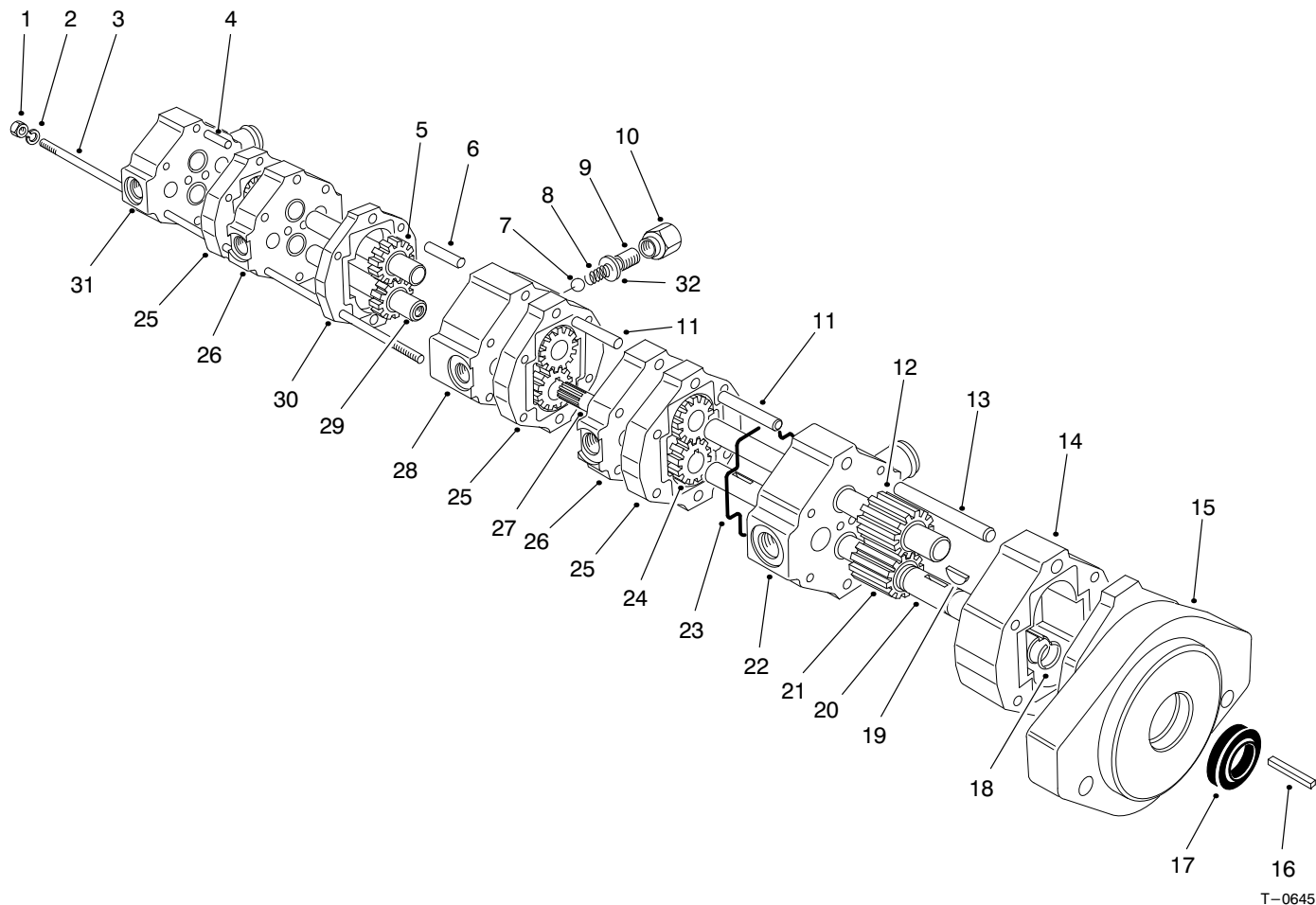


T-1292-2

HYDRAULIC PUMP INSTALLATION ASSEMBLY

Ref. No.	Part No.	Description	No. Used
1	98-0649	Hose - Hydraulic	2
2	237-22	O-Ring	3
3	340-87	Fitting - Hydraulic 45° (Incl. Ref. #2 & 4)	3
4	237-42	O-Ring	4
5	340-82	Fitting - Hydraulic 90° (Incl. Ref. #4 & 6)	1
6	237-21	O-Ring	1
7	83-1350	Hose - Hydraulic	1
8	98-2151	Hose - Hydraulic	1
9	92-9764	Asm-Hydraulic Pump (Incl. Ref. #12)	1
10	2412-34	Clamp - Hose	2
11	83-0910	Hose - Pump	2
12	5-0946	Key - Square	1
13	3241-6	Screw - Set Square Hd.	2
14	3296-29	Nut - Lock	4
15	27-6600	Spacer - Coupling	4

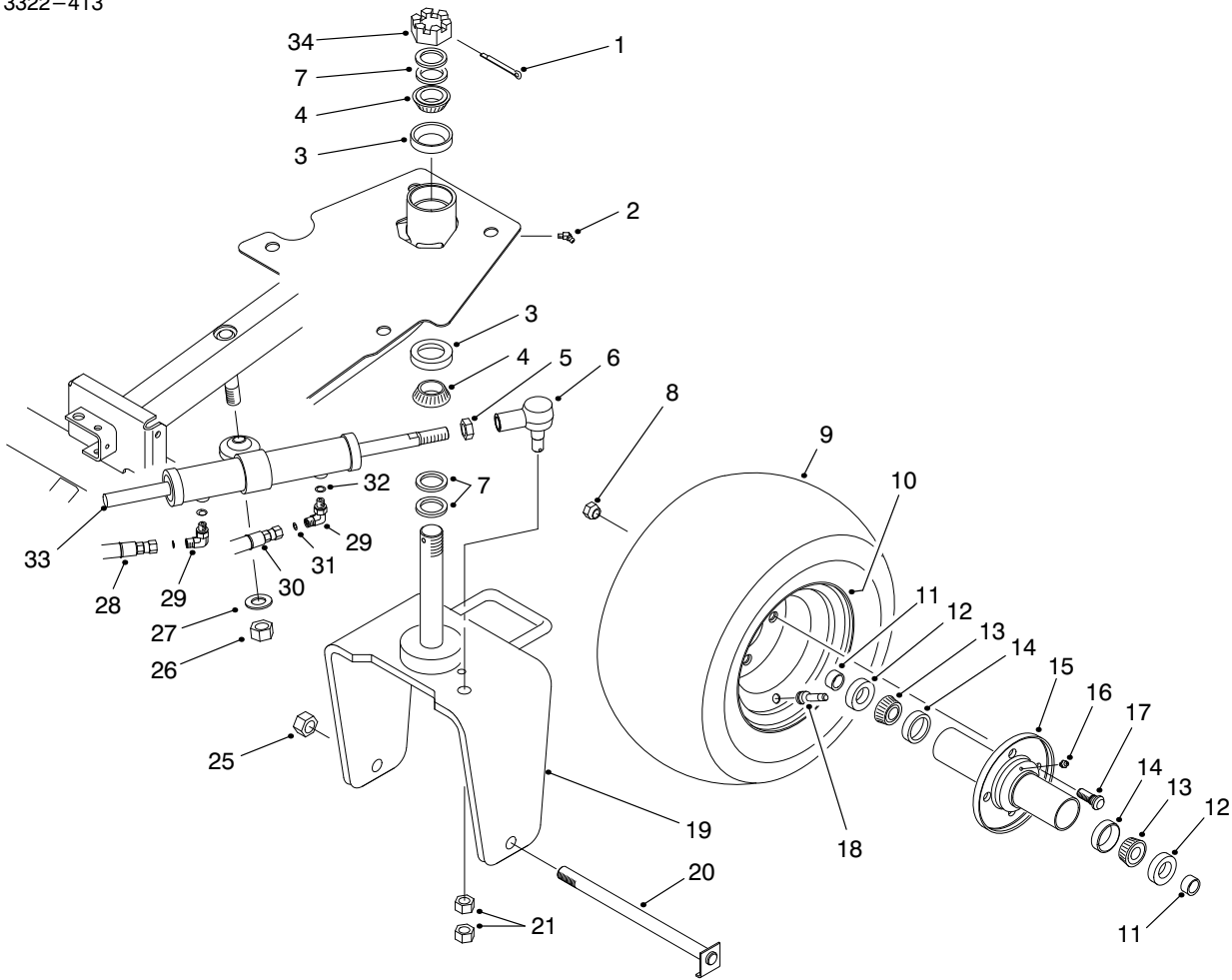
Ref. No.	Part No.	Description	No. Used
16	44-2230	Coupling - Rubber	1
17	3256-23	Washer - Flat	8
18	322-6	Screw - HH	4
19	3241-2	Screw - Set Square Hd.	2
20	10-7070	Key - Square	1
21	27-1960	Hub - Engine	1
22	27-1970	Hub - Pump	1
23	3253-21	Washer - Lock	2
24	323-8	Screw - HH	2
25	237-80	O-Ring	1
26	340-105	Fitting - Hydraulic 90° (Incl. Ref. #25 & 27)	1
27	237-30	O-Ring	1
28	98-2150	Hose - Hydraulic	1
29	32128-20	Nut - Flange Lock	2
30	83-1940	Guard - Pump	1
31	322-1	Screw - HH	2
32	322-4	Screw - HH	2



HYDRAULIC PUMP 92-9764

Ref. No.	Part No.	Description	No. Used
1	3217-6	Nut - Hex.	4
2	354-16	Washer - Lock	4
3	354-17	Stud - Threaded	4
4	354-11	Pin - Dowel	2
5	354-9	Asm-Idler Shaft, Gear	1
6	354-12	Pin - Dowel	2
7		Ball - Valve	1
8		Spring - Compression	1
9		Adjuster - Valve	1
10		Cap - Adjuster, Valve	1
11	354-13	Pin - Dowel	4
12	92-9774	Asm-Idler Shaft, Gear.	1
13	354-14	Pin - Dowel	2
14	92-9766	Plate - Gear 66B	1
15	354-2	Body Assembly	1
16	5-0946	Key - Square	1
17	354-15	Seal - Shaft	1

Ref. No.	Part No.	Description	No. Used
18	353-886	Ring - Retaining	2
19	353-884	Key - Woodruff	4
20	92-9772	Shaft - Drive	1
21	92-9773	Gear - 58B	1
22	354-3	Asm-Bearing Plate	1
23	353-922	Seal - Ring	10
24	353-967	Gear - 33B	6
25	353-969	Plate - Gear 33B	3
26	353-923	Asm-Bearing Plate	2
27	354-5	Adapter - Splined	1
28	354-4	Asm-Bearing Plate (Incl. Ref. #7-10 & 32)	1
29	354-8	Asm-Drive Shaft, Gear	1
30	354-6	Plate - Gear 18B	1
31	354-7	Asm-Cover	1
32	354-35	Gasket	1

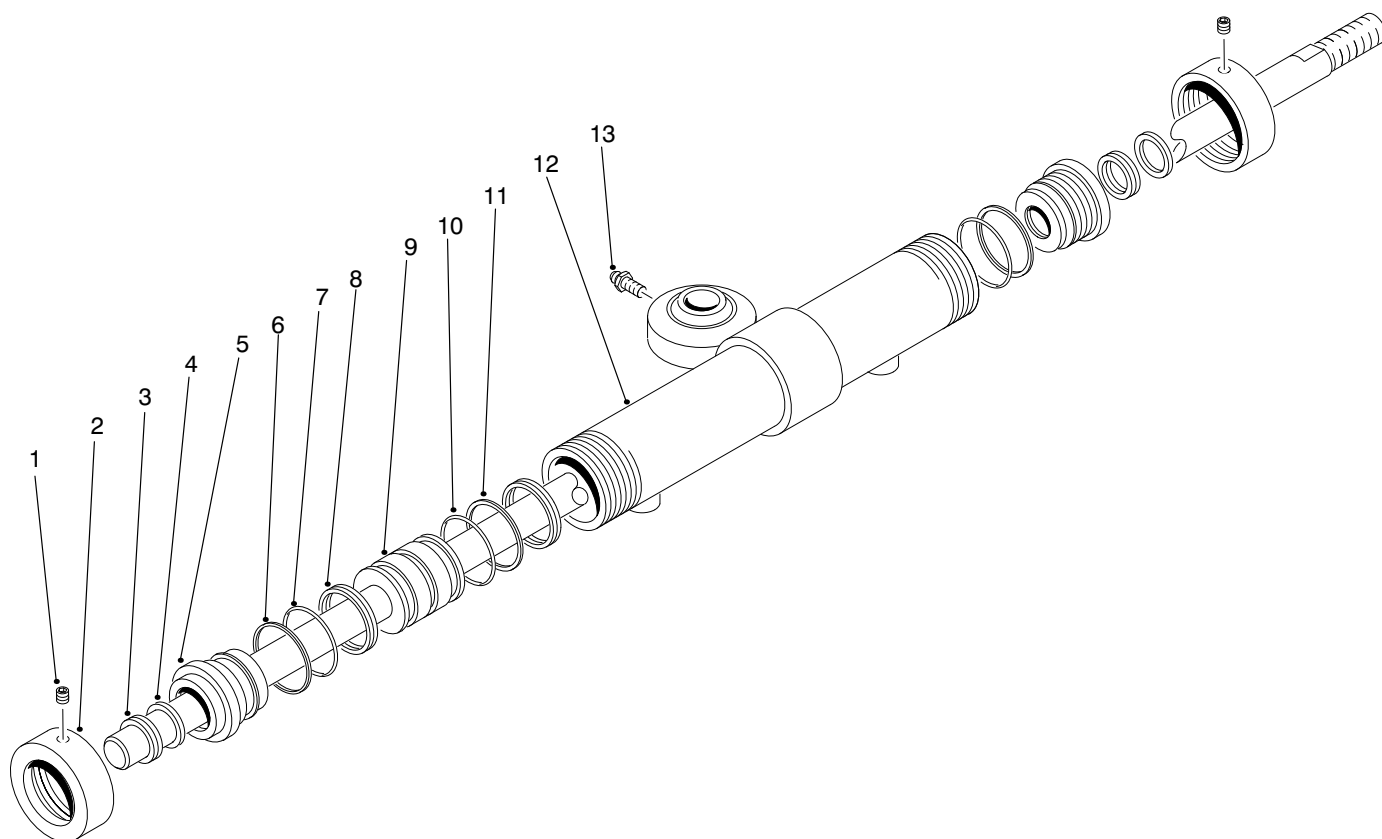


T-1288-3

REAR WHEEL ASSEMBLY

Ref. No.	Part No.	Description	No. Used
1	3272-37	Pin - Cotter	1
2	302-11	Fitting - Grease	1
3	254-61	Cup - Bearing	2
4	254-70	Cone - Bearing	2
5	84-5300	Nut - Jam	1
6	83-1640	Asm - Rod End	1
7	18-6320	Washer - Steering	4
8	242-50	Nut - Lug	4
9	28-3680	Tire	1
10	217-60	Rim	1
11	74-3730	Spacer - Hub	2
12	253-111	Seal - Shaft	2
13	254-78	Cone - Bearing	2
14	254-79	Cup - Bearing	2
15	75-9440	Hub - Wheel	1
16	302-55	Fitting - Grease	1

Ref. No.	Part No.	Description	No. Used
17	10-6830	Stud - Drive	4
18	232-24	Valve Stem w/Cap	1
19	95-5952	Fork - Castor	1
20	5-3934	Bolt - Castor	1
21	3220-6	Nut - Jam	2
25	3296-67	Nut - Lock	1
26	3217-12	Nut - Lock	1
27	3256-28	Washer - Flat	1
28	83-1350	Hose - Hydraulic	1
29	340-132	Fitting - Hydraulic 90° (Incl. Ref. #31 & 32)	2
30	83-1360	Hose - Hydraulic	1
31	237-21	O-Ring	2
32	237-78	O-Ring	2
33	83-2330	Asm - Hydraulic Cylinder	1
34	32136-9	Nut - Hex. Slotted	1

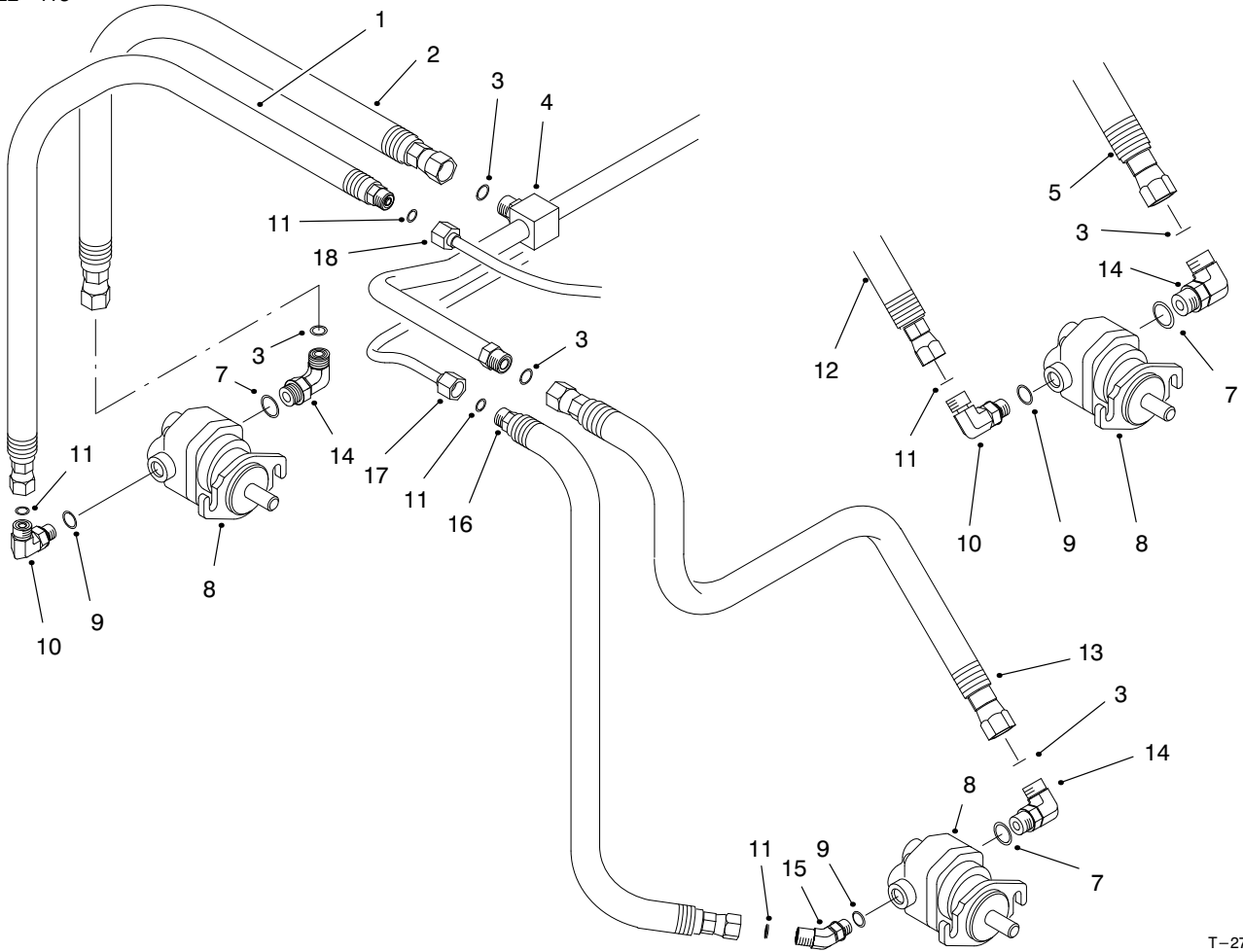


T-1313

HYDRAULIC CYLINDER ASSEMBLY NO. 83-2330

Ref. No.	Part No.	Description	No. Used	Ref. No.	Part No.	Description	No. Used
1	3245-1	Screw - Set, HSH	2	9	83-2360	Asm-Rod	1
2	83-2340	Cap - Threaded	2	10		O-Ring	1
3		Wiper - Rod	2	11		Ring - Piston, Urethane	1
4		U-Cup - Double Lip	2	12	83-2370	Asm-Barrel	1
5	83-2350	Cap - Head, Thread	2	13	302-5	Fitting - Grease	1
6		Ring - Back-Up	2	*	83-2380	Kit-Seal Repair (Incl. Ref. #1-7)	1
7		O-Ring	2				
8		Ring - Wear	2				

*Not Illustrated

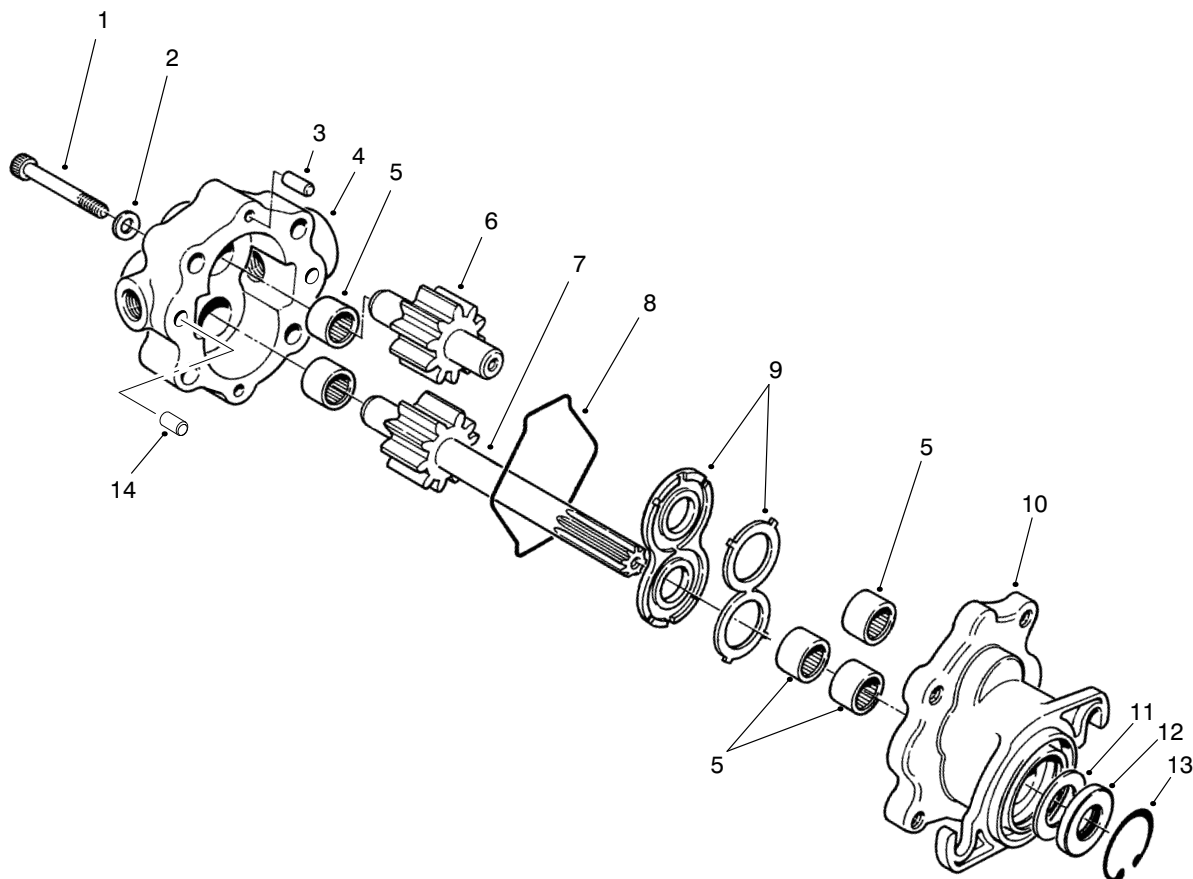


T-2719-2

REEL MOTOR INSTALLATION ASSEMBLY

Ref. No.	Part No.	Description	No. Used
1	95-5984	Asm-Hydraulic Hose (Incl. Ref. #21 & 23)	1
2	95-5985	Asm-Hydraulic Hose (Incl. Ref. #21 & 24)	1
3	237-30	O-Ring	5
4	63-4040	Asm-Hydraulic Tube (Incl. Ref. #3)	1
5	95-5987	Asm-Hydraulic Hose (Incl. Ref. #22 & 24)	1
7	237-79	O-Ring	3
8	94-3506	Asm-Reel Motor	3
9	237-42	O-Ring	3
10	340-77	Fitting - Hydraulic 90° (Incl. Ref. #9 & 11)	2

Ref. No.	Part No.	Description	No. Used
11	237-22	O-Ring	5
12	95-5986	Asm-Hydraulic Hose (Incl. Ref. #21 & 23)	1
13	95-5989	Asm-Hydraulic Hose (Incl. Ref. #20 & 24)	1
14	340-98	Fitting - Hydraulic 90° (Incl. Ref. #3 & 7)	3
15	340-87	Fitting - Hydraulic 45° (Incl. Ref. #9 & 11)	1
16	95-5988	Asm-Hydraulic Hose (Incl. Ref. #19 & 23)	1
17	63-4020	Tube - Hydraulic	1
18	63-4030	Tube - Hydraulic	1



T-1872

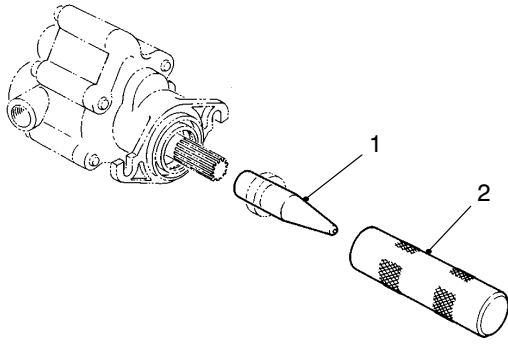
REEL MOTOR NO. 94-3506

Ref. No.	Part No.	Description	No. Used	Ref. No.	Part No.	Description	No. Used
1	354-50	Screw - HSH	4	9	74-3810	Asm - Load Plate	1
2	354-51	Washer	4	10	92-8795	Asm - Body	
3	353-599	Pin - Dowel	2			(Incl. Ref. #5	1
4	94-3507	Asm - Cover		11		Spacer	1
		(Incl. Ref. #5)	1	12		Seal - Shaft	1
5		Bearing - Needle	5	13	32151-41	Ring - Retaining	1
6	94-3509	Asm - Idler Gear	1	14	92-8796	Pin - Dowel	2
7	94-3508	Asm - Drive Shaft	1	*	92-8863	Kit - Repair	
8	354-46	Ring - Seal	1			(Incl. Ref. #8 & 11-13)	1

*Not Illustrated

SPECIAL TOOLS

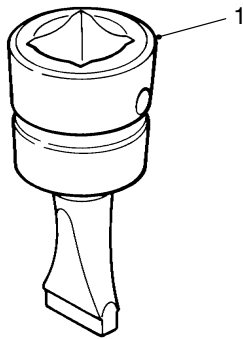
REEL MOTOR SEAL INSTALLATION TOOLS



T-0727

Ref. No.	Part No.	Description	No. Used
1	TOR491430	Protector – Seal	1
2	TOR491450	Installer – Seal	1

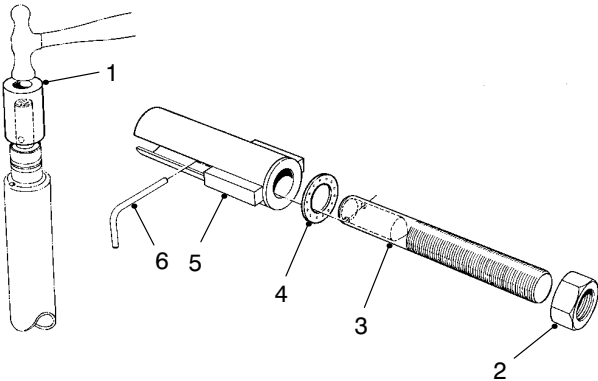
BED KNIFE SCREW TOOL NO. TOR510880



T-0729

Ref. No.	Part No.	Description	No. Used
1		Tool – Bed Knife Screw	1

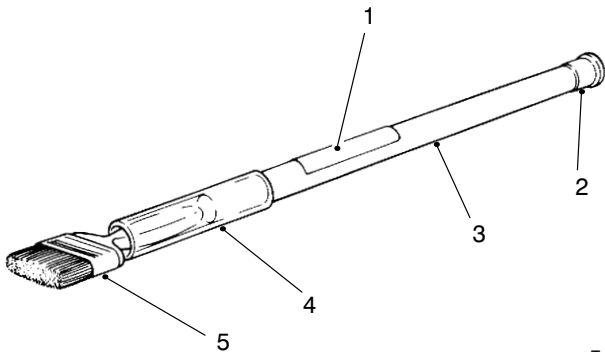
BEARING REPLACEMENT TOOL KIT NO. TOR238900



T-0730

Ref. No.	Part No.	Description	No. Used
1	23-8880	Driver – Bearing	2
2	3219-18	Nut – Hex.	1
3	23-8840	Puller – Bolt	1
4	22-6090	Washer – Thrust	1
5	23-8850	Tube – Support	1
6	23-8860	Pin – Bearing Rplcmnt.	1

BACKLAPPING BRUSH ASSEMBLY NO. 29-9100



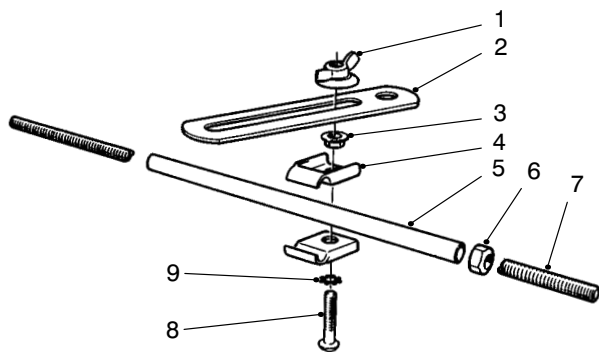
T-0731

Ref. No.	Part No.	Description	No. Used
1	12-9140	Decal	1
2	2410-18	Plug	1
3	29-9080	Handle	1
4	29-9090	Hose – Handle	1
5	36-4310	Brush	1

Note: Special tools may be ordered from: Owatonna Tool Company 2013 4th St. NW Owatonna, MN 55060

SPECIAL TOOLS (Continued)

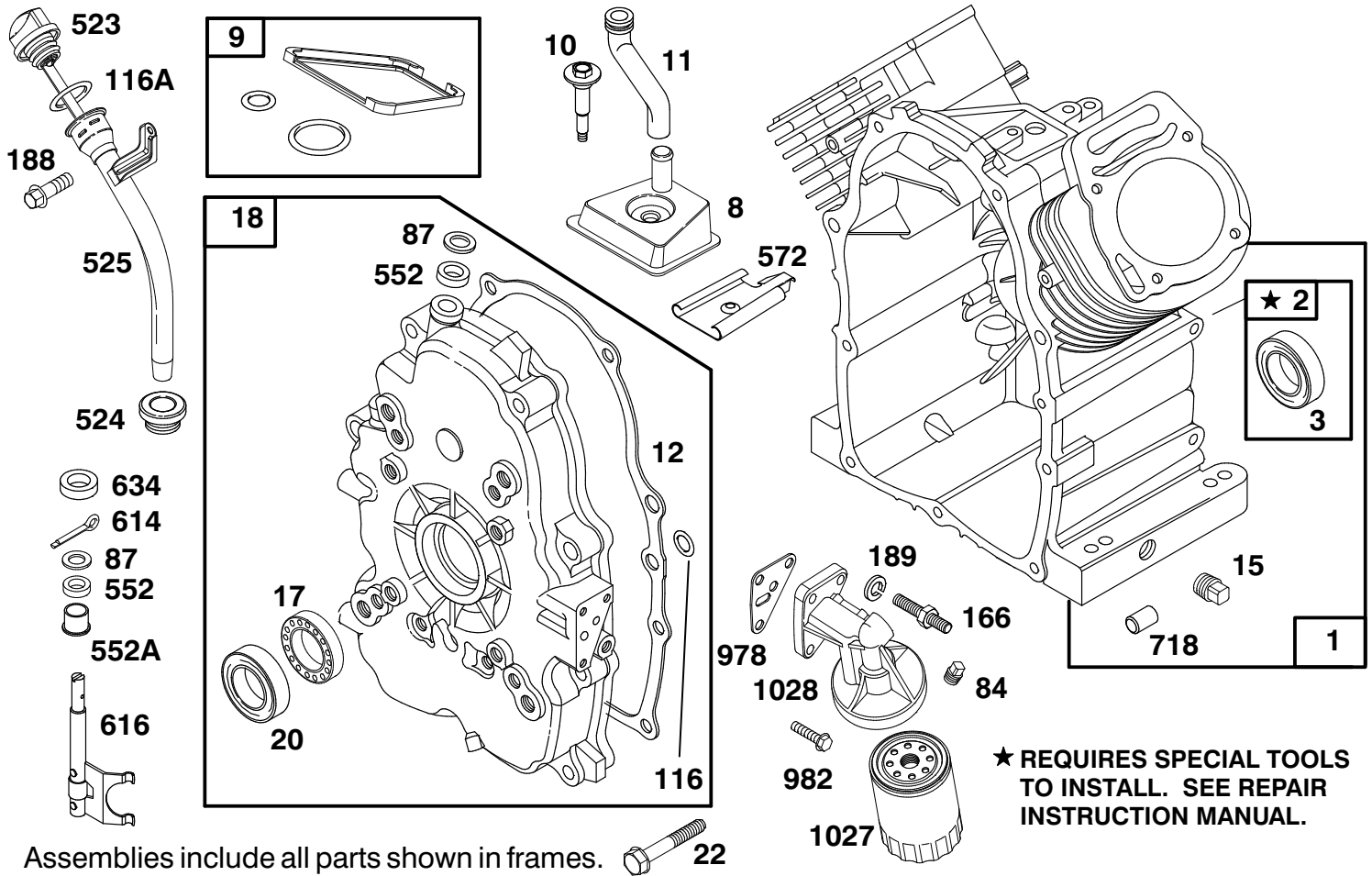
ALIGNMENT TOOL NO. TOR200120



T-0732

Ref. No.	Part No.	Description	No. Used
1	3-4808	Nut - Wing	1
2	20-0110	Bracket - Alignment	1
3	32128-20	Nut - Lock, Flange	1
4	3-6657	Clip - Skid	2
5	20-0070	Tube	1
6	3219-2	Nut - Hex.	1
7	20-0080	Rod	1
8	32122-35	Screw - Truss Head	1
9	3255-8	Washer - Lock, Int. Tooth	1

**Note: Special tools may be ordered from: Owatonna Tool Company
2013 4th St. NW
Owatonna, MN 55060**



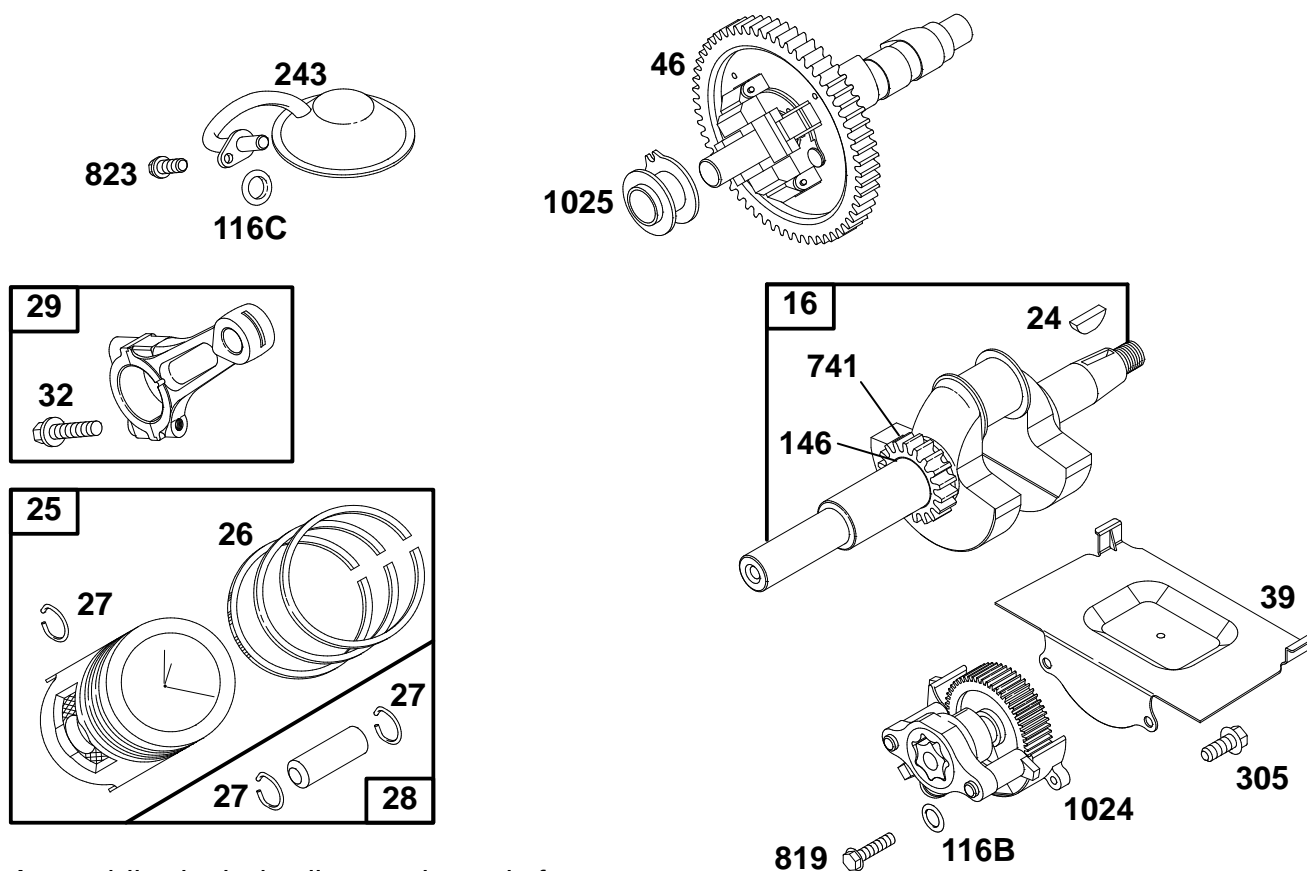
Assemblies include all parts shown in frames. 22

ENGINE BRIGGS & STRATTON MODEL 303447-1179-E1

Ref. No.	Part No.	Description	No. Used
1	808440	Cylinder Assembly	1
2	808534	Bearing – Cylinder	1
*3	805101	Seal – Oil	1
8	807795	Breather Assembly	1
*9	807688	Gasket – Breather	1
10	805751	Screw – Hex. Washer Head	1
11	806083	Tube – Breather	1
12	806190	Gasket – Crankcase Cover	1
15	805048	Plug – Oil Drain	1
17	805754	Bearing – Ball	1
18	808502	Cover Assy. – Crankcase	1
*20	805049	Seal – Oil	1
22	805696	Screw – Crankcase Cover	1
84	91488	Plug – Pipe	1
*87	805054	Seal – Governor Shaft	1
116	806191	O-Ring (Crankcase Cover)	1
*116A	805386	O Ring (Dipstick)	1
166	805073	Stud – Oil Filter Adapter	1

Ref. No.	Part No.	Description	No. Used
188	805247	Screw – Hex. Head	1
189	805449	Lockwasher	1
523	807977	Dipstick	1
*524	281370	Seal – Fill Tube	1
525	807584	Tube – Oil Fill	1
552	805412	Bushing – Governor Shaft	1
552A	805413	Bushing – Governor Shaft	1
572	805197	Baffle – Breather	1
614	806096	Pin – Cotter	1
616	807596	Fork – Governor	1
634	805416	Washer – Governor Shaft	1
718	805103	Dowel – Crankcase	1
*978	805250	Gasket – Oil Filter Adapter	1
982	805030	Screw	1
1027	492932	Filter – Oil	1
1028	808325	Adapter – Oil Filter	1
1058	273685	Owner's Manual	1

*Included in Gasket Set – Part No. 808390.



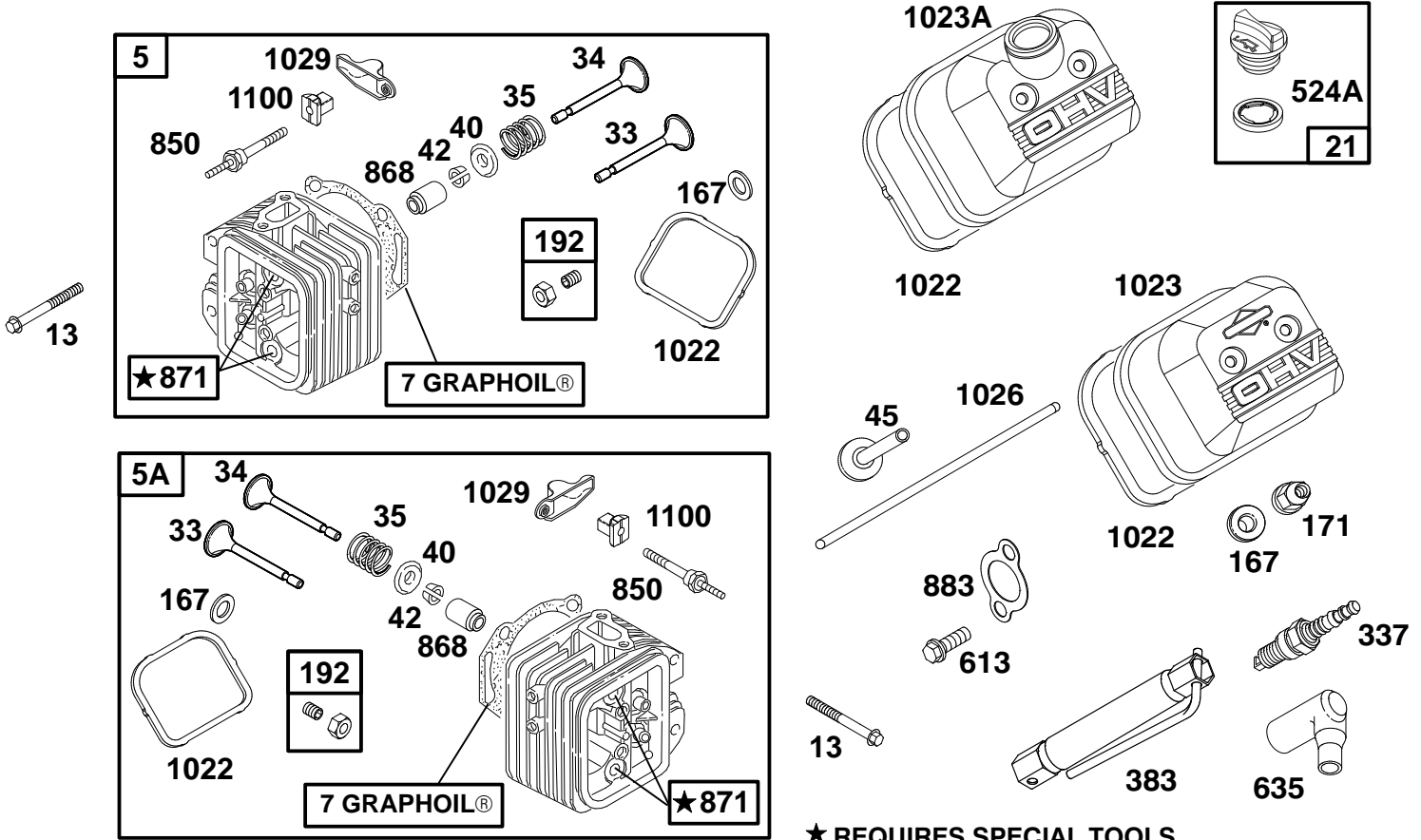
Assemblies include all parts shown in frames.

ENGINE BRIGGS & STRATTON MODEL 303447-1179-E1

Ref. No.	Part No.	Description	No. Used
16	808417	Crankshaft	1
24	806066	Key - Flywheel	1
25	807619	Piston Assembly (Standard)	1
	807807	Piston Assembly (.010 O.S.)	1
	807809	Piston Assembly (.020 O.S.)	1
	807811	Piston Assembly (.030 O.S.)	1
26	807620	Ring Set - Piston (Standard)	1
	807808	Ring Set - Piston (.010 O.S.)	1
	807810	Ring Set - Piston (.020 O.S.)	1
	807812	Ring Set - Piston (.030 O.S.)	1
27	805099	Lock - Piston Pin	1
28	807621	Piston Pin Assembly	1
29	807900	Connecting Rod Assembly	1
	807809	Rod - Connecting (.020 U.S.)	1

Ref. No.	Part No.	Description	No. Used
32	805395	Screw - Connecting Rod	1
39	805654	Deflector - Oil	1
46	807542	Gear - Cam	1
*116B	805058	O-Ring (Oil Pump)	1
*116C	805316	O-Ring (Pick - Up Tube)	1
146	94196	Key - Timing	1
243	807598	Screen - Oil Pump Pick-Up	1
305	805406	Screw	1
741	805984	Gear - Timing	1
819	805057	Screw	1
823	805317	Screw - Mounting	1
1024	807644	Oil Pump Assembly	1
1025	805313	Slider - Governor	1

*Included in Gasket Set - Part No. 808390.



★ REQUIRES SPECIAL TOOLS TO INSTALL. SEE REPAIR INSTRUCTION MANUAL.

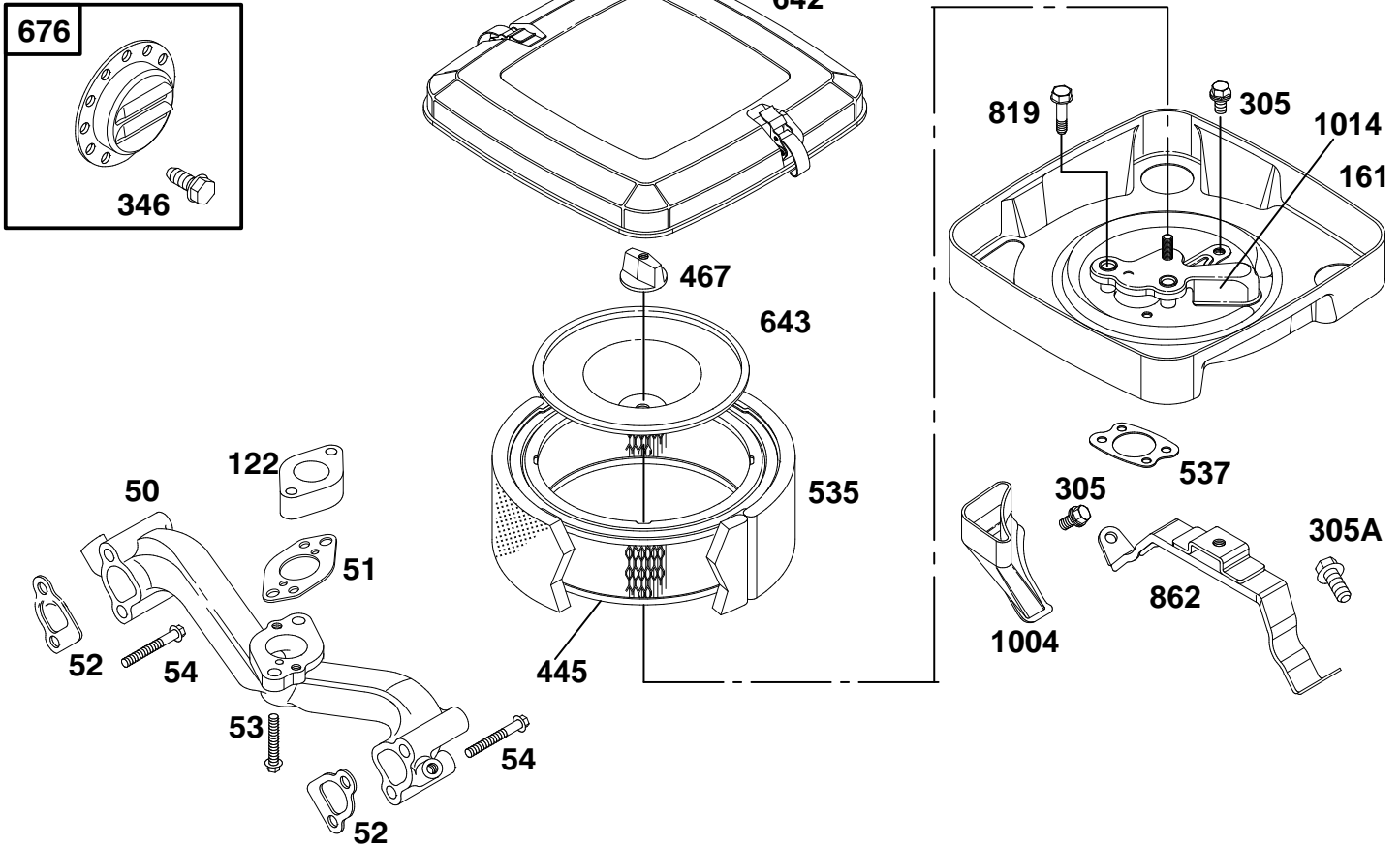
Assemblies include all parts shown in frames.

ENGINE BRIGGS & STRATTON MODEL 303447-1179-E1

Ref. No.	Part No.	Description	No. Used
5	808381	Head – Cylinder (Cyl. #1)	1
5A	808382	Head – Cylinder (Cyl. #2)	1
*‡7	806085	Gasket – Cylinder Head	1
13	805097	Screw – Cylinder Head	1
21	491832	Plug – Oil Filler	1
33	807681	Valve – Exhaust	1
34	807680	Valve – Intake	1
35	805937	Spring – Valve	1
40	805092	Retainer – Valve Spring	1
42	807683	Retainer – Valve	1
45	262679	Tappet – Valve	1
*‡167	805420	Washer – Valve Cover	1
‡171	805019	Nut – Nylock	1
192	807623	Screw – Valve Adjustment	1
337	496018	Plug – Spark	1
383	19374	Wrench – Spark Plug	1

Ref. No.	Part No.	Description	No. Used
*‡524A	271983	Seal – Filler Plug	1
613	805158	Screw – Hex.	1
635	805529	Elbow – Spark Plug	1
868	805094	Seal – Valve Guide	1
871	805084	Guide – Valve	1
*‡883	805024	Gasket – Exhaust Manifold	1
850	806037	Stud – Rocker Arm	1
*‡1022	806039	Gasket – Valve Cover	1
1023	805100	Cover – Valve	1
1023A	808032	Cover – Valve	1
1026	805352	Rod – Push (Intake Valve)	1
		Note: 805617 Rod – Push (Exhaust Valve)	
1029	806036	Arm – Rocker	1
1100	806038	Pivot – Rocker Arm	1

*Included in Gasket Set – Part No. 808390.
 ‡Included in Valve Overhaul Kit – Part No. 808392.



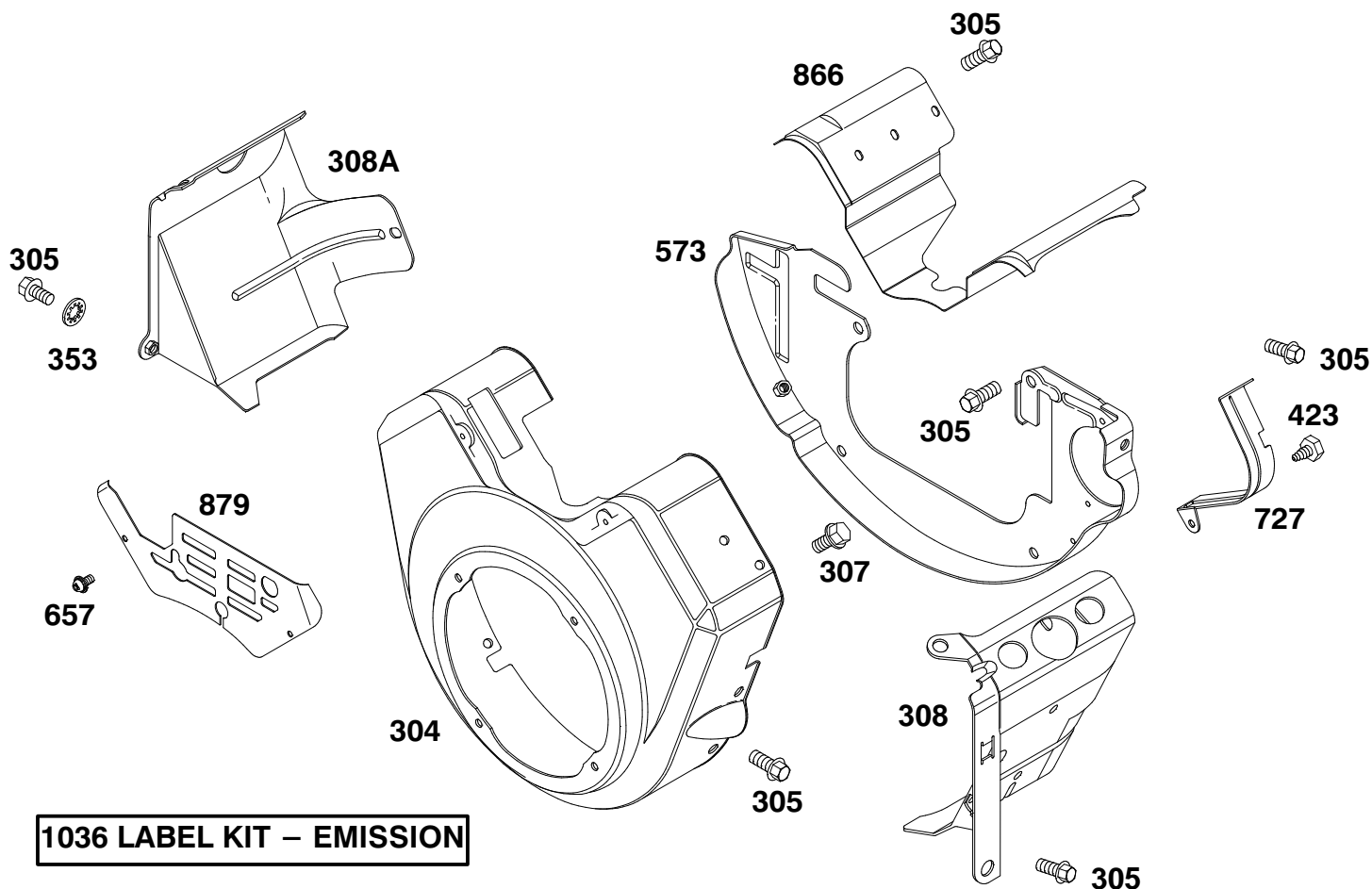
ENGINE BRIGGS & STRATTON MODEL 303447-1179-E1

Ref. No.	Part No.	Description	No. Used
50	805772	Manifold – Intake	1
*51	805700	Gasket – Carburetor Mtg.	1
*‡52	805023	Gasket – Intake Manifold	1
53	805466	Screw	1
54	805006	Screw	1
122	805328	Spacer – Carburetor	1
161	807857	Base – Air Cleaner	1
305	805406	Screw – Hex. (M6 x 12mm)	1
305A	805902	Screw – Hex. (M6 x 16mm)	1
346	94896	Screw – Hex.	1

Ref. No.	Part No.	Description	No. Used
445	394018	Filter – Air	1
467	491875	Knob – Air Cleaner	1
535	272490	Filter – Air	1
*537	805655	Gasket – Air Cleaner	1
642	807862	Cover – Air Cleaner	1
643	805631	Plate – Air Cleaner	1
676	397630	Deflector – Muffler	1
819	805057	Screw – Hex. Hd.	1
862	807796	Bracket – Air Cleaner	1
1004	805632	Strap – Cleaner Mounting	1
1014	807797	Shield – Carburetor	1

*Included in Gasket Set – Part No. 808390.

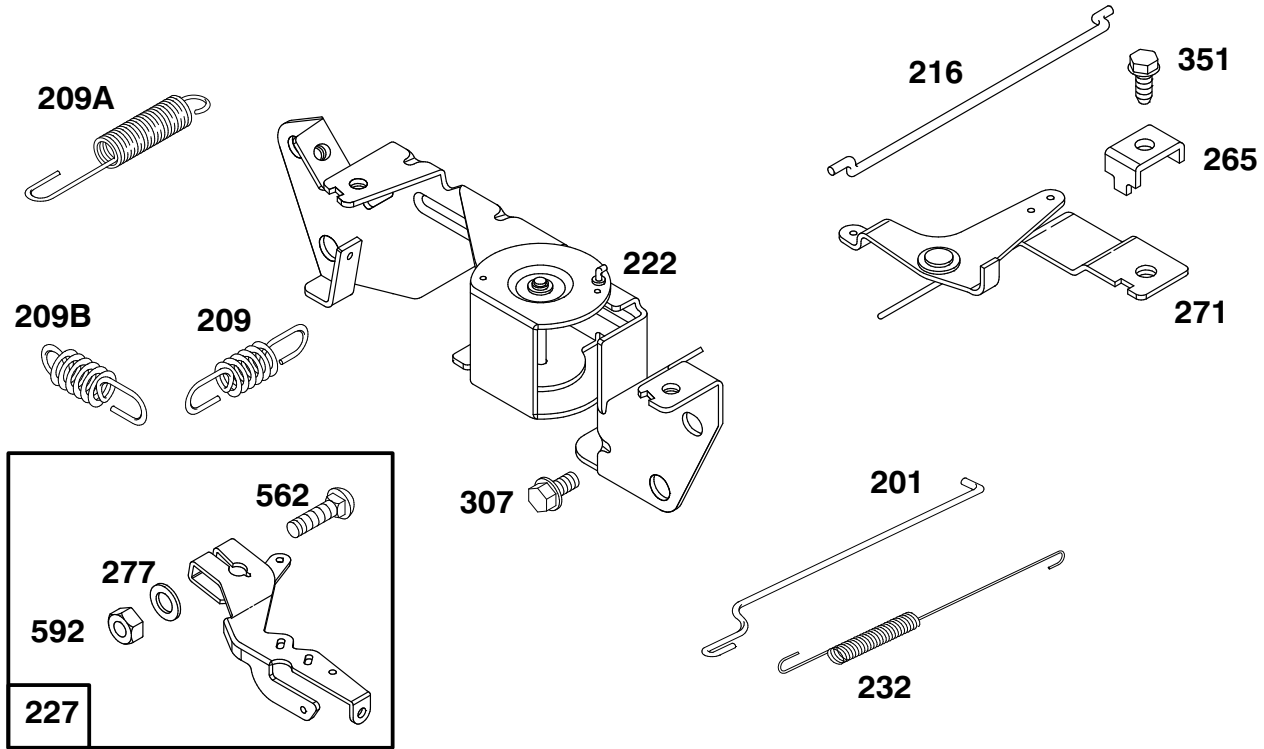
‡Included in Valve Overhaul Kit – Part No. 808392.



ENGINE BRIGGS & STRATTON MODEL 303447-1179-E1

Ref. No.	Part No.	Description	No. Used
304	807898	Housing – Blower	1
305	805406	Screw – Hex. Head	1
307	805025	Screw – Hex. Head	1
308	808309	Cover – Air Guide (Cyl. #1)	1
308A	808098	Cover – Air Guide (Cyl. #2)	1
353A	806101	Washer – Lock	1

Ref. No.	Part No.	Description	No. Used
423	805260	Screw – Hex. Head	1
573	807663	Back Plate Assembly	1
657	805009	Screw – Hex. Head	1
727	805505	Shield – Starter	1
866	805738	Valley Cover – Air Guide	1
879	805841	Cover – Carburetor	1
1036	499366	Label Kit – Emission	1

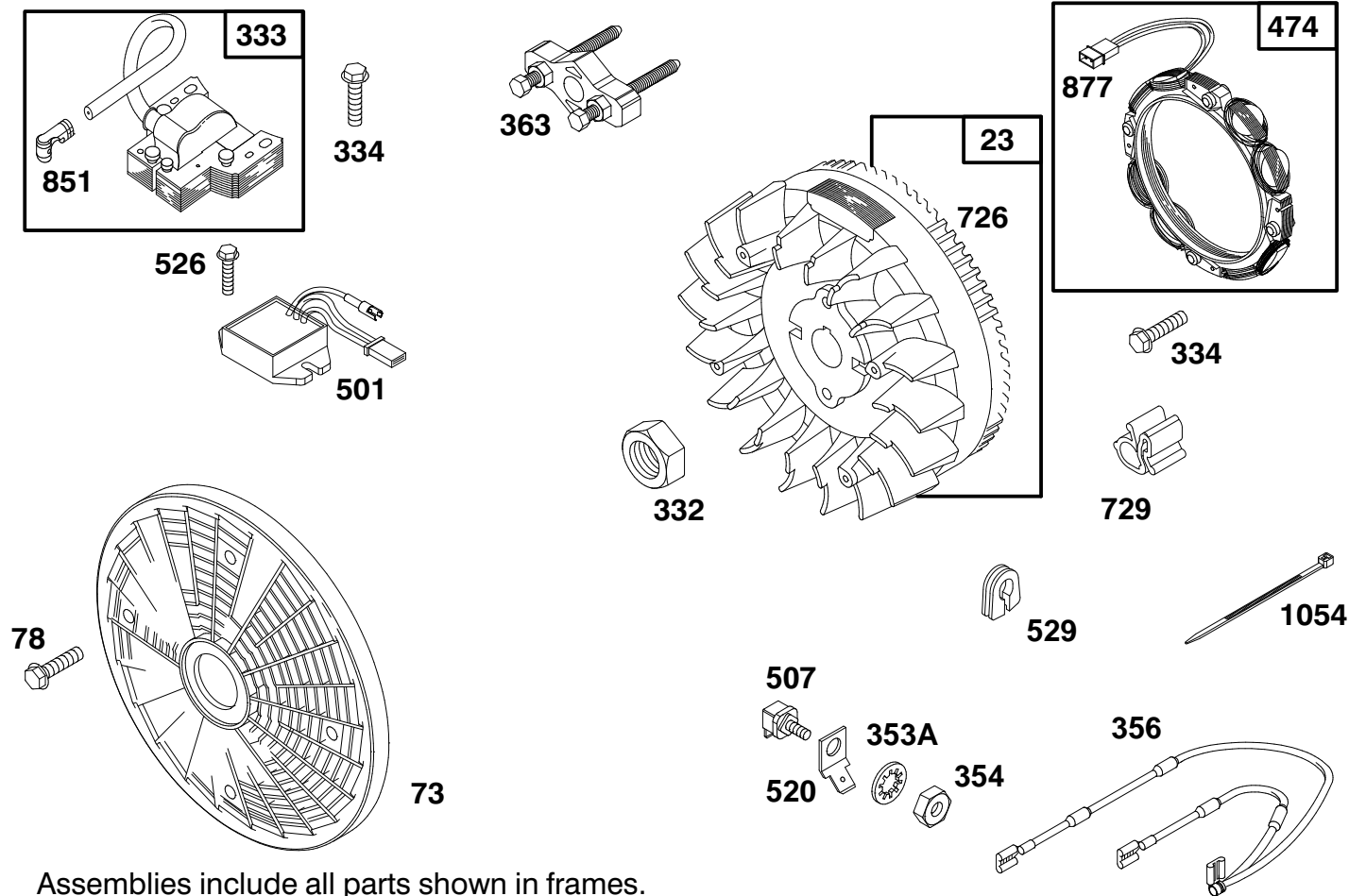


Assemblies include all parts shown in frames.

ENGINE BRIGGS & STRATTON MODEL 303447-1179-E1

Ref. No.	Part No.	Description	No. Used
201	805480	Link – Governor	1
209	805464	Spring – Governor	1
209A	805450	Spring – Governed Idle	1
209B	806105	Spring – Governor	1
216	805439	Link – Choke	1
222	808195	Bracket – Governor Control	1
227	807528	Lever Assembly – Governor	1
232	805465	Spring – Governor Link	1

Ref. No.	Part No.	Description	No. Used
265	221535	Clamp – Casing	1
271	808145	Bracket – Choke Control	1
277	805018	Washer	1
307	805025	Screw – Hex. Head	1
351	805169	Screw – Hex. Head	1
562	805381	Bolt – Carriage	1
592	805383	Nut – Hex.	1

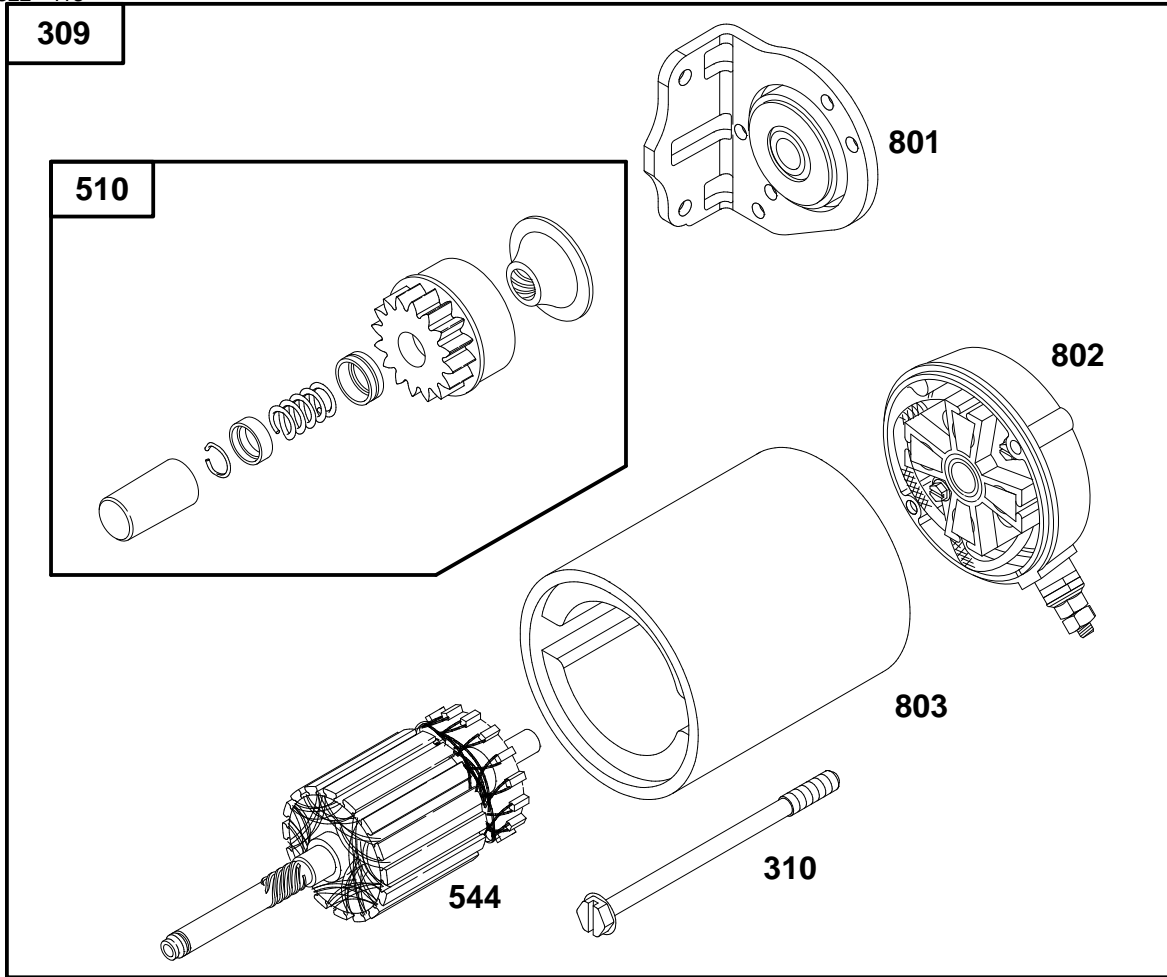


Assemblies include all parts shown in frames.

ENGINE BRIGGS & STRATTON MODEL 303447-1179-E1

Ref. No.	Part No.	Description	No. Used
23	808128	Flywheel – Magneto	1
73	494439	Screen – Rotating	1
78	805447	Screw – Hex. Hd.	1
332	806028	Nut – Hex.	1
333	492341	Armature – Magneto	1
334	805407	Screw – Hex. Hd.	1
353	92791	Washer – Lock (Internal Tooth)	1
354	90576	Nut – Hex.	1
356	493792	Wire – Assy.	1
363	19203	Puller – Flywheel	1
474	393295	Stator – Alternator	1

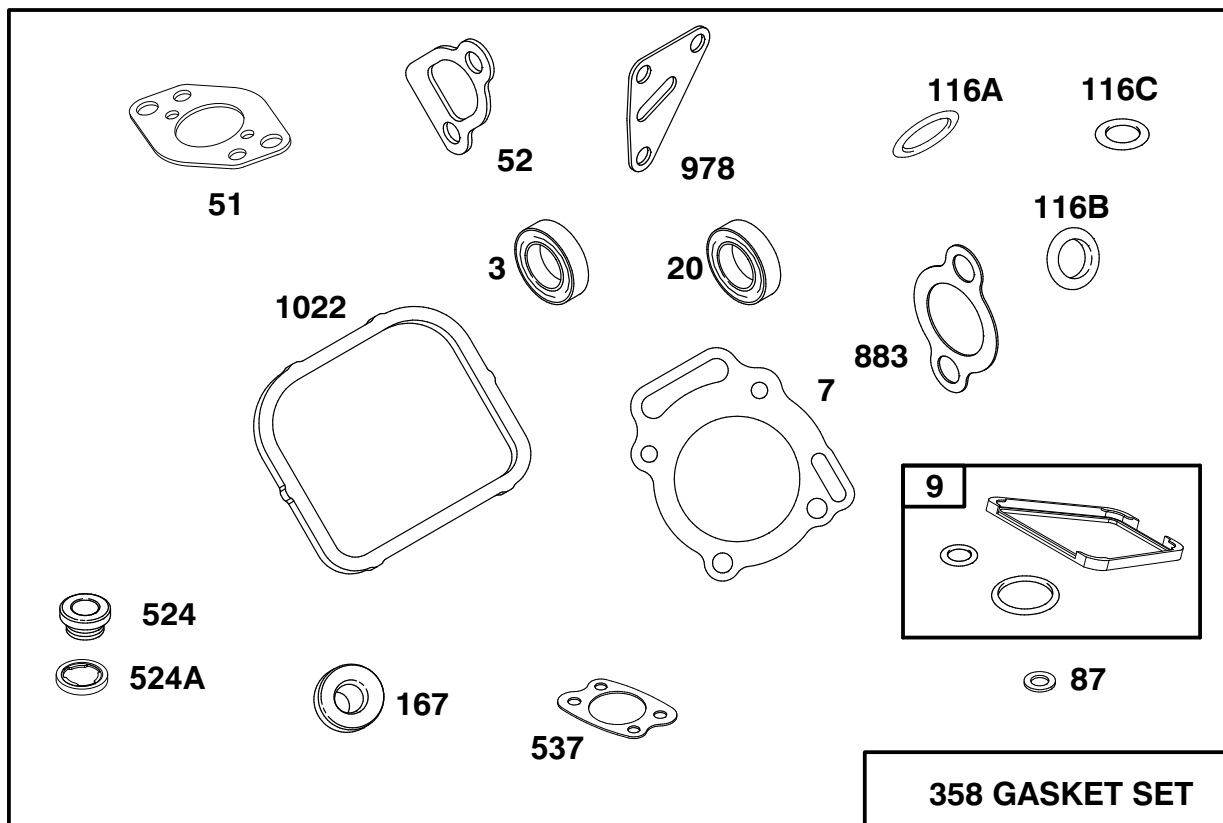
Ref. No.	Part No.	Description	No. Used
501	394890	Regulator – Alternator	1
507	398525	Insulator	1
520	93722	Terminal – Spade	1
526	805448	Screw – Hex. Hd.	1
529	805641	Grommet	1
726	808162	Gear – Flywheel Ring Includes Mounting Hardware	1
729	280470	Clip – Wire	1
851	493880	Terminal – Ignition Cable	1
877	393537	Wire – Alternator	1
1054	280275	Tie – Cable	1



ENGINE BRIGGS & STRATTON MODEL 303447-1179-E1

Ref. No.	Part No.	Description	No. Used
188	805247	Screw-Hex. Head	1
309	808106	Motor-Starter	1
310	496880	Bolt-Thru	1
510	496881	Drive-Starter	1
544	496816	Armature-Starter	1

Ref. No.	Part No.	Description	No. Used
801	496814	Cap-Drive	1
802	496813	Cap-End Note: Includes 496887 Brush Set.	1
803	496815	Housing-Starter	1



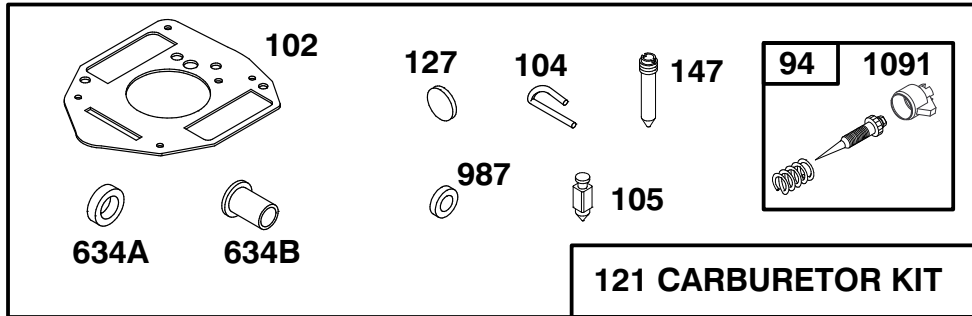
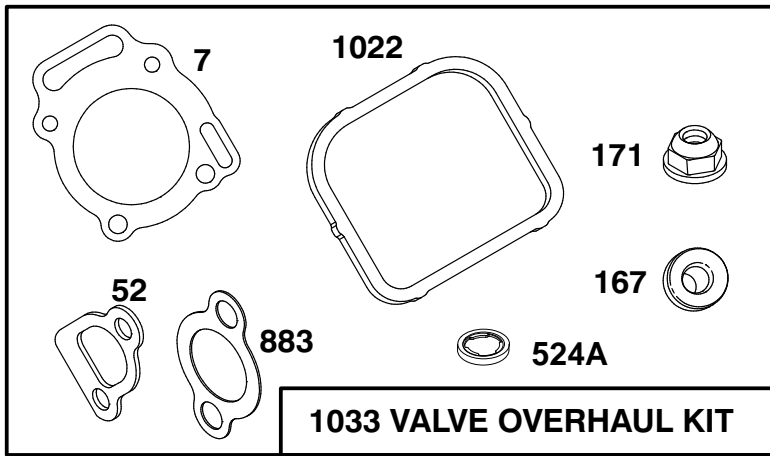
Assemblies include all parts shown in frames.

ENGINE BRIGGS & STRATTON MODEL 303447-1179-E1

Ref. No.	Part No.	Description	No. Used	Ref. No.	Part No.	Description	No. Used
*3	805101	Seal – Oil	1	*116C	805316	O–Ring (Pick – Up Tube)	1
*‡7	806085	Gasket – Cylinder Head	1	*‡167	805420	Washer – Valve Cover	1
*9	807688	Gasket – Breather	1	358	808390	Gasket Set	1
*20	805049	Seal – Oil	1	*524	281370	Seal – Fill Tube	1
*51	805700	Gasket – Carburetor Mtg.	1	*‡524A	271983	Seal – Filler Plug	1
‡*52	805023	Gasket – Intake Manifold	1	*537	805655	Gasket – Air Cleaner	1
*87	805054	Seal – Governor Shaft	1	*883	805024	Gasket – Exhaust Manifold	1
*116A	805386	O–Ring (Dipstick)	1	*978	805250	Gasket – Oil Filter Adapter	1
*116B	805058	O–Ring (Oil Pump)	1	*‡1022	806039	Gasket – Valve Cover	1

*Included in Gasket Set – Part No. 808390.

‡Included in Valve Overhaul Kit – Part No 808392.



Assemblies include all parts shown in frames.

ENGINE BRIGGS & STRATTON MODEL 303447-1179-E1

Ref. No.	Part No.	Description	No. Used
*‡7	806085	Gasket – Cylinder Head	1
*‡52	805023	Gasket – Intake Manifold	1
†94	808257	Valve – Idle Adjust	1
†102	805541	Gasket – Carburetor Body	1
†104	805545	Pin – Float Hinge	1
†105	805547	Valve – Fuel Inlet	1
121	808273	Carburetor Kit	1
†127	805559	Plug – Welch	1
†147	805553	Jet – Slow Speed	1
*‡167	805420	Washer – Valve Cover	1

Ref. No.	Part No.	Description	No. Used
‡171	805019	Nut – Nylock	1
*‡524A	271983	Seal – Filler Plug	1
†634A	805557	Collar – Throttle	1
†634B	805543	Collar – Choke	1
*‡883	805024	Gasket – Exhaust Manifold	1
†987	805544	Seal – Shaft	1
*‡1022	806039	Gasket – Valve Cover	1
1033	808392	Overhaul Kit – Valve	1
†1091	805862	Cap – Limiter	1

*Included in Gasket Set – Part No. 808390.

†Included in Carburetor Kit – Part No. 808273.

‡Included in Valve Overhaul Kit – Part No. 808392.

TORO PART NUMBER INDEX

3322-413

Part No.	Description	Pg. No.	Ref. No.	Qty.	Part No.	Description	Pg. No.	Ref. No.	Qty.
3-0348	Bushing - Sleeve	3	11	6	28-4210	Solenoid - Starter	23	5	1
3-0348	Bushing - Sleeve	4	14	6	28-8080	Boot Terminal (Red)	23	13	1
3-0348	Bushing - Sleeve	7	22	6	29-9080	Handle	36	3	1
3-1506	Bushing	1	24	2	29-9090	Hose - Handle	36	4	1
3-1506	Bushing - Flange	3	16	4	36-4310	Brush	36	5	1
3-1506	Bushing - Flange	4	30	4	37-8130	Basket - Grass	2	*	3
3-1506	Bushing - Flange	7	38	4	38-0410	Nut - Hex.	17	53	1
3-4808	Nut - Wing	37	1	1	38-0410	Nut - Hex.	19	59	1
3-6657	Clip - Skid	37	4	2	42-2680	Race R. Detent	16	46	1
3-6685	Spring - Compression	22	17	1	43-2830	Nut - Hex	29	33	1
5-0946	Key - Square	30	12	1	43-5220	Ring - Retaining	9	10	1
5-0946	Key - Square	31	16	1	43-5230	Shaft & Clevis	9	11	1
5-1226	Washer - Shim	3	10	2	43-5930	Washer - Lock	29	25	2
5-1226	Washer - Shim	4	16	2	43-8600	Spring - Compression	22	21	1
5-1226	Washer - Shim	7	24	2	43-8610	Seat - Ball	22	20	1
5-3934	Bolt - Castor	32	20	1	43-8620	Guide - Switch	22	23	1
10-6060	Pin - Lift Cylinder	3	7	1	43-8860	Plunger - Switch	22	22	1
10-6060	Pin - Pivot	4	19	1	43-8870	Boot - Switch	22	26	1
10-6090	Pin - Pivot	4	33	1	43-9071	Asm-Seat Switch	22	*	1
10-6090	Pin - Pivot	3	37	1	44-0870	Shaft - Cam	13	5	1
10-6090	Pin - Pivot	7	41	1	44-2230	Coupling - Rubber	30	16	1
10-6110	Pin - Hinge	3	3	1	44-5560	Head - Oil Filter	23	27	1
10-6110	Pin - Pivot	4	24	1	46-8560	Screw - Self Taping	23	20	3
10-6821	Asm-Brake Drum	11	*	2	47-2890	Bushing - Sleeve	20	20	2
10-6830	Stud - Drive	32	17	4	47-5320	Lever - Control	13	40	1
10-6850	Drum - Brake	11	6	2	47-6990	Nut - Steering Wheel	20	10	1
10-6870	Hub - Wheel	11	5	2	49-2040	Screw - Cap Hex. Hd.	29	27	4
10-7070	Key - Square	30	20	1	49-5430	Rod - Control	13	1	1
10-7820	Asm-Pivot Hinge	3	12	1	49-5430	Rod - Control	1	4	1
10-7820	Asm-Pivot Hinge	4	25	1	49-5880	Shaft - Seat Support	22	27	1
10-7820	Asm-Pivot Hinge	7	33	1	49-6110	Guard - Transfer Rod	1	6	1
10-7850	Latch - Parking Brake	1	23	1	49-6120	Pad - Footrest	1	13	1
10-8100	Strap - Brake Shaft	1	31	2	49-6200	Lever - Cutting Control	2	42	1
10-8110	Washer - Thrust	3	9	6	49-6220	Bracket - Control Arm	13	9	1
10-8110	Washer - Thrust	4	15	6	49-6250	Bracket - Traction Pivot	13	35	1
10-8110	Washer - Thrust	7	23	6	49-6260	Asm-Pivot, Traction	13	21	1
10-8140	Spring - Torsion	1	7	1	49-6290	Shaft - Traction Pivot	13	37	1
11-0160	Asm-Roller Shaft Screw	3	14	2	49-6440	Pedal - Forward	13	42	1
11-0160	Asm-Roller Shaft Screw	4	28	2	51-0350	Pin - Seat Spring	22	16	1
11-0160	Asm-Roller Shaft Screw	7	36	2	51-0780	Slider - Seat	22	31	1
12-3270	Screw - HWH	13	38	1	51-0790	Adjuster - Seat	22	6	1
12-3270	Screw - Hex. Washer Hd.	29	17	4	52-1990	Piston	5	3	1
12-3270	Screw - Thread Forming	15	50	1	52-1990	Piston	6	3	1
12-9140	Decal	36	1	1	52-2720	Asm-Roller	3	20	1
17-9420	Screw - Traction Stop	13	34	1	52-2720	Asm-Roller	4	35	1
18-6320	Washer - Steering	32	7	4	52-2720	Asm-Roller	7	43	1
20-0070	Tube	37	5	1	52-5860	Collar - Spool	19	51	1
20-0080	Rod	37	7	1	52-5880	Ball - Steel	16	47	12
20-0110	Bracket - Alignment	37	2	1	52-5900	Screw - Fillister Hd.	18	37	4
21-8470	Shaft - Roller	3	21	1	52-9230	Ring - Retaining	21	2	1
21-8470	Shaft - Roller	4	36	1	52-9260	Screw - Set	21	26	1
21-8470	Shaft - Roller	8	44	1	52-9270	Seat - Ball Check	21	24	1
22-6090	Washer - Thrust	36	4	1	52-9280	Ball - Check	21	22	1
23-8840	Puller - Bolt	36	3	1	52-9290	Retainer - Ball Check	21	21	1
23-8850	Tube - Support	36	5	1	56-2230	Hose - Fuel	27	17	1
23-8860	Pin - Bearing Rplcmnt.	36	6	1	56-7720	Bolt - Battery	23	17	2
23-8880	Driver - Bearing	36	1	2	56-7970	Clamp Half - Tube	2	45	2
26-3790	Nut - Lock	11	4	2	57-6140	Clamp Half - Tube	11	20	2
27-1960	Hub - Engine	30	21	1	57-6220	Link	13	17	5
27-1970	Hub - Pump	30	22	1	57-7650	Spring - Torsion	4	11	1
27-2270	Rod - Brake Adjusting	1	29	2	57-7650	Spring - Torsion	7	18	1
27-2320	Bearing - Flange	13	7	2	57-7650	Spring - Torsion	3	32	1
27-2320	Bearing - Flange	2	33	2	59-6730	Race - Bearing	21	8	2
27-2380	Spacer	23	32	2	59-6740	Bearing - Needle Thrust	21	9	1
27-2550	Pin - Pivot	7	27	1	59-6830	Centering Pin Kit	21	20	1
27-6600	Spacer - Coupling	30	15	4	61-3310	Plate - Logo	23	21	1
28-1400	Battery	23	11	1	62-2420	Bar - Lift	7	8	1
28-3680	Tire	11	2	2	62-2440	Asm-Lift Arm	4	8	1
28-3680	Tire	32	9	1	62-2460	Asm-Lift Arm, LH	3	29	1

*Not Illustrated

TORO PART NUMBER INDEX (Cont.)

Part No.	Description	Pg. No.	Ref. No.	Qty.	Part No.	Description	Pg. No.	Ref. No.	Qty.
63-3840	Hose - Hydraulic	14	36	1	76-1850	Clevis	6	13	1
63-3850	Hose - Hydraulic	14	31	1	76-1860	Shaft	5	6	1
63-3850	Hose - Hydraulic	3	39	1	78-0080	Clamp - Mounting	24	9	1
63-4020	Tube - Hydraulic	34	17	1	83-0030	Control - Throttle	24	12	1
63-4020	Tube - Hydraulic	14	40	1	83-0040	Control - Choke	24	13	1
63-4030	Tube - Hydraulic	34	18	1	83-0060	Lift - Pivot	1	26	1
63-4030	Tube - Hydraulic	14	41	1	83-0080	Spring - Torsion	1	25	1
63-4040	Asm-Hydraulic Tube	34	4	1	83-0140	Pedal - Mow	2	38	1
63-4040	Tube - Hydraulic	14	35	1	83-0160	Shaft - Brake	2	48	1
63-4050	Fitting - Tee	14	42	2	83-0190	Cover - RH	11	18	1
63-8360	Key - Ignition	24	17	1	83-0200	Cover - LH	1	17	1
63-8410	Washer - Flat	27	4	4	83-0540	Pedal - Traction	13	24	1
63-8410	Washer - Flat	26	36	3	83-0580	Rod - Traction Control	13	32	1
63-8750	Pin - Pivot	7	9	1	83-0630	Arm - Traction Pivot	13	29	1
63-8750	Pin - Pivot	4	10	1	83-0640	Plate - Footrest	1	12	1
63-8750	Pin - Pivot	3	33	1	83-0650	Arm - Steering	20	3	1
63-9920	Decal - EEC	23	43	1	83-0700	Handle - Lockup	20	18	1
65-4860	Head	5	9	1	83-0730	Spacer - Lockup	20	15	1
65-6390	Washer - Thrust	20	13	1	83-0740	Disc - Friction	20	14	2
65-8320	Bar - Gauge	2	*	1	83-0750	Screw - HH LH	20	6	1
66-2950	Gauge - Hourmeter	24	5	1	83-0760	Plate - Lockup	20	16	1
67-1300	Decal - TORO	23	39	1	83-0780	Support - Steering Valve	20	4	1
67-8113	Cap - End	21	18	1	83-0810	Cover - Steering Valve	20	25	1
68-5100	Rod - Seat Prop	22	10	1	83-0830	Panel - Control Upper	23	33	1
68-5130	Asm-Steering Wheel	20	11	1	83-0840	Fender - LH	23	19	1
68-5140	Cap - Steering Wheel	20	9	1	83-0870	Fitting - Hydraulic, Straight	26	32	3
68-5260	Fitting - Manifold Tee	14	37	1	83-0910	Hose - Hydraulic	26	30	2
68-5310	Clip - Seat Rod	22	12	1	83-0910	Hose - Pump	30	11	2
68-5380	Asm-Lift Arm	7	21	1	83-1030	Mount - Engine	29	4	3
68-5560	Pin - Cylinder Pivot	7	26	1	83-1040	Washer - Mount	29	2	3
68-5880	Hose - Hydraulic	23	30	1	83-1050	Spacer - Mount	29	3	2
68-6150	Breather	26	44	1	83-1060	Adapter - Pump	29	10	1
69-9760	Plate - Cover	2	50	1	83-1080	Pipe - Exhaust	29	7	1
70-1480	Relay	24	26	1	83-1150	Wire - Engine Ground	25	4	1
70-2770	Head	9	8	1	83-1150	Wire - Engine Ground	29	38	1
70-2780	Piston	10	4	1	83-1200	Asm-Tube	14	5	1
70-2780	Piston	9	4	1	83-1220	Plate - Clamp	11	21	1
70-7130	Asm-Tube	14	3	1	83-1270	Asm-Seat Support	22	7	1
70-8130	Barrel	9	1	1	83-1350	Hose - Hydraulic	30	7	1
70-8250	Drive	21	16	1	83-1350	Hose - Hydraulic	20	26	2
70-9840	Shoe - Brake	11	8	4	83-1350	Hose - Hydraulic	32	28	1
70-9850	Clip - Retaining	11	23	2	83-1350	Hose - Hydraulic	14	45	1
70-9860	Cam - Brake	11	27	2	83-1360	Hose - Hydraulic	20	27	1
70-9870	Plate - Backing	11	10	2	83-1360	Hose - Hydraulic	32	30	1
70-9880	Spring - Return	11	7	4	83-1370	Hose - Hydraulic	20	28	1
71-0990	Orifice	14	43	1	83-1390	Fitting - Fuel Shut-Off	27	15	1
71-1500	Asm-Brake	11	*	2	83-1400	Shield - Muffler	29	16	1
72-3850	Seal - Filter	23	28	1	83-1420	Column - Steering	20	23	1
72-4320	Switch - Ball	22	18	1	83-1430	Hose - Hydraulic	23	23	1
72-4790	Hold-Down - Battery	23	16	1	83-1430	Hose - Hydraulic	26	34	1
74-0720	Tube - Manual	22	3	1	83-1450	Sensor - Oil Level	26	3	1
74-3570	Filter - Hydraulic Oil	23	29	1	83-1460	Asm-Solenoid Valve	26	28	1
74-3730	Spacer - Hub	32	11	2	83-1470	Washer - Neoprene	26	18	4
74-3810	Asm-Load Plate	35	9	1	83-1520	Screen - Filler	26	6	1
74-3830	Hose - Hydraulic	14	28	1	83-1530	Bracket - Alarm	24	23	1
74-9100	Pad - Forward Pedal	13	25	1	83-1550	Spacer - Tank (Short)	26	17	2
74-9110	Pad - Reverse Pedal	13	23	1	83-1560	Spacer - Tank (Long)	26	23	2
75-0540	Tether - Cap	26	9	1	83-1630	Bracket - Muffler Support	29	24	1
75-9440	Hub - Wheel	32	15	1	83-1640	Asm-Rod End	32	6	1
76-0410	Spring	2	54	1	83-1660	Asm-Switch	24	6	1
76-0800	Kit-Seal	12	*	1	83-1670	Fitting - Special	14	27	1
76-0810	Asm-Housing	12	*	1	83-1680	Hose - Hydraulic	7	13	1
76-0840	Manifold	12	22	1	83-1680	Hose - Hydraulic	14	30	1
76-0850	Bearing - Thrust	12	12	1	83-1690	Hose - Hydraulic	14	21	1
76-0860	Shaft - Coupling	12	11	1	83-1690	Hose - Hydraulic	3	40	1
76-0870	Plate - Wear	12	18	1	83-1700	Bushing - Flange	11	33	2
76-0880	Asm-Commutator	12	*	1	83-1700	Bushing - Flange	20	35	1
76-0940	Asm-End Cover	12	24	1	83-1840	Cover - RH	22	32	1
76-1850	Clevis	5	13	1	83-1860	Kit-Centering, Spring	21	12	1

*Not Illustrated

TORO PART NUMBER INDEX (Cont.)

3322-413

Part No.	Description	Pg. No.	Ref. No.	Qty.	Part No.	Description	Pg. No.	Ref. No.	Qty.
83-1870	Gerotor	21	17	1	92-0585	Asm-Pull Arm, RH	4	34	1
83-1880	Asm-Control Parts	21	*	1	92-0585	Asm-Pull Arm, RH	7	42	1
83-1890	Switch - Ball	17	54	1	92-0586	Asm-Pull Arm, LH	3	17	1
83-1890	Switch - Ball	19	60	1	92-0586	Asm-Pull Arm, LH	4	31	1
83-1940	Guard - Pump	30	30	1	92-0586	Asm-Pull Arm, LH	7	39	1
83-2000	Spool - Valve	26	42	1	92-1180	Asm-Seat	22	5	1
83-2010	Coil - Valve	26	43	1	92-2545	Seals - Spool	17	*	1
83-2030	Plate - Filler	24	3	1	92-2545	Seals - Spool	19	*	1
83-2040	Hose - Fuel	27	14	1	92-2546	Wiper - Seal	16	25	4
83-2041	Hose - Fuel	27	11	1	92-2546	Wiper - Seal	19	64	5
83-2070	Hose - Valve	26	14	1	92-2547	Plate - Seal Retainer	18	18	5
83-2080	Hose - Valve-Tank	26	29	1	92-2547	Plate - Seal Retainer	16	24	4
83-2090	Hose - Overflow	26	15	1	92-2548	Seals - Spool	17	*	1
83-2100	Tank - Auxiliary Hydraulic	26	26	1	92-2548	Seals - Spool	19	*	1
83-2200	Nut - Special	27	8	1	92-2549	Seals - Spool	19	*	1
83-2220	Deflector - Exhaust	29	20	1	92-3148	Spring	18	23	1
83-2230	Screw - Cap Hex. Hd.	29	22	4	92-4063	Plug - Filler Cap	26	7	1
83-2240	Arrestor - Spark	29	*	1	92-5524	Decal - Noise Rating	23	42	1
83-2250	Guage - Sight	26	25	1	92-6533	Kit - Cushion	22	35	1
83-2280	Timer - Relay	24	27	1	92-6534	Shell	22	36	1
83-2310	Shield	29	35	1	92-7189	Tank - Fuel	27	2	1
83-2330	Asm-Hydraulic Cylinder	32	33	1	92-8020	Adapter - Breather	26	21	1
83-2340	Cap - Threaded	33	2	2	92-8690	Asm-Steering, Valve	20	24	1
83-2350	Cap - Head, Thread	33	5	2	92-8691	Bushing - Seal Gland	21	3	1
83-2360	Asm-Rod	33	9	1	92-8695	Kit-Seal	21	*	1
83-2370	Asm-Barrel	33	12	1	92-8696	Screw - Torx Hd.	21	19	7
83-2380	Kit-Seal Repair	33	*	1	92-8697	Plate - Wear	21	15	1
83-2390	Pad - Tank	26	2	1	92-8795	Asm-Body	35	10	1
83-2400	Spacer - Tank	26	1	2	92-8796	Pin - Dowel	35	14	2
83-2420	Cable - Positive	25	3	1	92-8863	Kit-Repair	35	*	1
83-2430	Boot - Terminal	23	48	1	92-8966	Reservoir - Hydraulic	26	5	1
83-2480	Decal - Parking Brake	1	9	1	92-9164	Asm-Frame	23	18	1
83-2490	Decal - Service (Japanese)	22	34	1	92-9176	Frame - Pull, L.H.	3	24	1
83-2510	Decal - Steering Arm	20	32	1	92-9177	Frame - Pull, RH	4	1	1
83-2520	Decal - Warning (Japanese)	20	5	1	92-9199	Motor - Hydraulic	11	22	2
83-2530	Decal - Mow/Lift (Japanese)	1	14	1	92-9761	Link - Drive	12	13	7
83-2540	Decal - Traction (Japanese)	23	38	1	92-9762	Screw - HH	12	14	1
83-2560	Decal - Warning (Japanese)	29	34	1	92-9763	Rotor Set	12	*	1
83-2570	Plate - Control (Japanese)	24	2	1	92-9764	Asm-Hydraulic Pump	30	9	1
83-2580	Hydraulic Cylinder Assembly	3	6	1	92-9766	Plate - Gear 66B	31	14	1
83-2580	Hydraulic Cylinder Assembly	4	22	1	92-9767	Hose - Hydraulic	14	18	2
83-2590	Bolt - Eccentric	2	47	1	92-9767	Hose - Hydraulic	4	39	2
83-7230	Hydraulic Cylinder Assembly	7	10	1	92-9772	Shaft - Drive	31	20	1
84-2000	Bracket - Brake	11	12	2	92-9773	Gear - 58B	31	21	1
84-2203	Asm - Control Valve	19	*	1	92-9774	Asm-Idler Shaft, Gear.	31	12	1
84-2203	Asm-Control Valve	14	16	1	93-1386	Asm - Section #5	19	*	1
84-3180	Decal - Oil (Japanese)	22	33	1	93-2096	Arm - Brake	11	24	2
84-5300	Nut - Jam	32	5	1	93-2384	Spacer - Carrier	7	31	1
84-6560	Decal - Danger (Japanese)	4	3	1	93-2554	Valve - Needle	15	53	1
84-6560	Decal - Danger (Japanese)	7	3	1	93-2555	Fitting - Valve Body	14	17	1
84-6560	Decal - Danger (Japanese)	3	13	1	93-2556	Asm-Needle Valve	15	*	1
84-9240	Decal - Service (Spanish)	22	34	1	93-3651	Retainer - Boot	16	22	2
84-9250	Decal - Service (French)	22	34	1	93-3651	Retainer - Boot	18	47	3
84-9260	Decal - Service (German)	22	34	1	93-3652	Asm-Boot, Spool	17	*	2
84-9270	Decal - Service (Swedish)	22	34	1	93-3652	Asm-Boot, Spool	19	*	3
84-9280	Decal - Service (Italian)	22	34	1	93-6668	Decal - Danger	23	45	1
85-6540	Stud - Drive	11	28	8	93-7160	Cap - Hydraulic Reservoir	26	8	1
85-8120	Plate - Engine Mount	29	28	1	93-7170	Cap - Fuel	27	1	1
86-5360	Kit-Repair	9	*	1	93-7252	Decal - C.E. Mark	23	46	1
86-5390	Kit-Seal	5	*	1	93-7257	Decal - Service	22	34	1
86-9820	Frame - Pull Rear	7	1	1	93-7258	Decal - Service (Norwegian)	22	34	1
88-9620	Decal - Greensmaster 3100	2	46	1	93-7259	Decal - Service (Finnish)	22	34	1
88-9630	Lift Pivot Bracket RH	2	40	1	93-7260	Decal - Service (Danish)	22	34	1
88-9640	Lift Pivot Bracket LH	1	28	1	93-7261	Decal - Service (Dutch)	22	34	1
88-9660	Shaft - Cutting Control	2	36	1	93-7276	Decal - Danger	23	44	1
88-9700	Hose - Hydraulic	7	15	1	93-7629	Pad - Brake	2	49	1
88-9700	Hose - Hydraulic	14	20	1	93-7630	Pad - Mow	2	39	1
88-9830	Asm-Ignition Switch	24	14	1	93-7631	Pad - Lift	2	37	1
92-0585	Asm-Pull Arm, RH	3	19	1	93-8061	Plate - Control	24	2	1

*Not Illustrated

TORO PART NUMBER INDEX (Cont.)

Part No.	Description	Pg. No.	Ref. No.	Qty.	Part No.	Description	Pg. No.	Ref. No.	Qty.
93-8062	Decal - Parking Brake	1	9	1	99-6850	Spring - Centering	16	41	1
93-8063	Decal - Warning	20	5	1	99-6850	Spring - Centering	19	65	1
93-8064	Decal - Danger	4	3	1	99-6895	Bonnet	18	27	2
93-8064	Decal - Danger	7	3	1	99-8159	Hydraulic Cylinder Assembly	3	6	1
93-8064	Decal - Danger	3	13	1	99-8159	Hydraulic Cylinder Assembly	4	22	1
93-8065	Decal - Traction	23	38	1	99-8160	Hydraulic Cylinder Assembly	7	10	1
93-8067	Decal - Oil	22	33	1	99-8162	Kit-Repair	10	*	1
93-8068	Decal - Steering Arm	20	32	1	99-8163	Kit-Seal	6	*	1
93-8069	Decal - Warning	29	34	1	99-8180	Positioner - R. Detent (Out)	17	*	1
93-8075	Decal - Mow/Lift	1	14	1	99-8181	Bonnet - R. Detent	16	42	1
93-9898	Decal - Lock	2	57	1	99-8182	Section #1 Complete	17	*	1
93-9901	Bracket - Lock Out, Mow	2	58	1	99-8183	Asm - Section #3	19	*	1
93-9903	Pin - Lock Out, Mow	2	56	1	217-60	Rim	11	3	2
93-9904	Arm - Lock Out, Mow	2	55	1	217-60	Rim	32	10	1
93-9934	Asm-Traction Handle	13	12	1	218-461	Nut - Hex.	24	16	2
93-9936	Bracket - Cable	13	44	1	218-461	Nut - Hex.	22	25	2
93-9937	Cable - Traction Return	13	45	1	218-498	Nut - Hex.	24	19	2
94-2690	Filter - Fuel	27	13	1	218-578	Fuse - 10 Amp	24	7	1
94-2694	Cover - RH	23	2	1	218-588	Screw	24	37	3
94-3506	Asm-Reel Motor	34	8	3	218-589	Washer - Lock	24	36	1
94-3507	Asm-Cover	35	4	1	2112-11	Clamp - Muffler	29	14	1
94-3508	Asm-Drive Shaft	35	7	1	232-24	Stem - Valve	11	1	2
94-3509	Asm-Idler Gear	35	6	1	232-24	Valve Stem w/Cap	32	18	1
94-4248	Collar Spool	18	26	1	233-48	Knob	13	11	1
94-5434	Spool #5	18	1	1	233-48	Knob	20	17	1
94-5586	Bar - Lift, LH	3	30	1	237-7	O-Ring	22	24	1
94-5588	Bar - Lift, RH	4	9	1	237-21	O-Ring	30	6	1
94-8036	Decal - Service	22	34	1	237-21	O-Ring	14	19	6
95-1628	Hinge - Upper	1	8	1	237-21	O-Ring	20	29	4
95-1629	Hinge - Lower	1	22	1	237-21	O-Ring	32	31	2
95-5952	Fork - Castor	32	19	1	237-22	O-Ring	30	2	3
95-5984	Asm-Hydraulic Hose	34	1	1	237-22	O-Ring	14	11	6
95-5985	Asm-Hydraulic Hose	34	2	1	237-22	O-Ring	34	11	5
95-5986	Asm-Hydraulic Hose	34	12	1	237-30	O-Ring	34	3	5
95-5987	Asm-Hydraulic Hose	34	5	1	237-30	O-Ring	14	7	2
95-5988	Asm-Hydraulic Hose	34	16	1	237-30	O-Ring	22	19	1
95-5989	Asm-Hydraulic Hose	34	13	1	237-30	O-Ring	30	27	1
98-0603	Boot Terminal (Black)	23	47	1	237-35	O-Ring	7	11	2
98-0616	Muffler	29	19	1	237-42	O-Ring	30	4	4
98-0636	Engine Assembly	29	15	1	237-42	O-Ring	34	9	3
98-0646	Hose - Hydraulic	14	4	1	237-42	O-Ring	14	15	4
98-0646	Hose - Hydraulic (Bottom)	11	*	1	237-42	O-Ring	20	31	4
98-0647	Hose - Hydraulic	14	1	1	237-54	O-Ring	18	3	6
98-0647	Hose - Hydraulic (Top)	11	34	1	237-54	O-Ring	16	6	8
98-0648	Hose - Hydraulic	15	48	1	237-58	O-Ring	14	34	1
98-0649	Hose - Hydraulic	30	1	2	237-65	O-Ring	14	2	6
98-0649	Hose - Hydraulic	14	10	2	237-65	O-Ring	11	15	4
98-2150	Hose - Hydraulic	14	22	1	237-78	O-Ring	7	14	2
98-2150	Hose - Hydraulic	30	28	1	237-78	O-Ring	32	32	2
98-2151	Hose - Hydraulic	14	6	1	237-78	O-Ring	3	38	2
98-2151	Hose - Hydraulic	30	8	1	237-78	O-Ring	4	38	2
98-2153	Hose - Hydraulic	15	51	1	237-79	O-Ring	34	7	3
98-2159	Asm-Audio Alarm	24	25	1	237-79	O-Ring	14	9	4
98-2160	Gauge - Voltmeter	24	4	1	237-79	O-Ring	26	11	5
98-2161	Wire Assembly	25	2	1	237-80	O-Ring	26	4	1
98-2162	Harness - Leak Detector	25	6	1	237-80	O-Ring	11	13	4
98-2163	Harness - Wire (Main)	25	1	1	237-80	O-Ring	30	25	1
98-2163	Harness - Wire (Main)	24	8	1	237-80	O-Ring	14	32	3
98-2163	Harness - Wire (Main)	29	37	1	237-81	O-Ring	14	38	1
98-2165	Cable - Negative	25	5	1	237-101	O-Ring	23	26	2
98-2165	Cable - Negative	29	39	1	237-123	O-Ring	26	24	1
98-2165	Cable - Negative	24	40	1	237-143	Grommet	23	40	2
99-1460	Asm-Ball Joint Receiver	4	4	2	237-177	O-Ring	26	33	3
99-1460	Asm-Ball Joint Receiver	7	4	2	240-11	Grommet	27	3	4
99-1460	Asm-Ball Joint Receiver	3	25	2	240-11	Grommet	26	37	3
99-1461	Sleeve	4	6	2	242-50	Nut - Lug	32	8	4
99-1461	Sleeve	7	6	2	242-50	Nut - Lug	11	29	8
99-1461	Sleeve	3	27	2	2410-18	Plug	36	2	1
99-1475	Spring - Detent	16	45	1	2410-73	Retainer - Tether	26	10	1

*Not Illustrated

TORO PART NUMBER INDEX (Cont.)

3322-413

Part No.	Description	Pg. No.	Ref. No.	Qty.	Part No.	Description	Pg. No.	Ref. No.	Qty.
2411-42	Joint - Ball LH Thread	13	30	1	322-4	Screw - HH	30	32	2
2411-43	Joint - Ball RH Thread	13	33	1	322-4	Screw - HH	23	36	4
2412-34	Clamp - Hose	30	10	2	322-5	Screw - HH	13	36	2
2412-34	Clamp - Hose	23	24	2	322-6	Screw - HH	30	18	4
2412-34	Clamp - Hose	26	31	3	322-8	Screw - Cap Hex. Hd.	29	21	2
2412-36	Clamp - Hose	26	13	4	322-14	Screw - HH	26	20	2
2412-36	Clamp - Hose	27	16	2	322-14	Screw - HH	14	39	3
2412-39	Clamp - R	24	28	1	322-29	Screw - HH	26	22	2
2412-41	Clamp - R	27	5	3	323-4	Screw - HH	20	7	2
2412-41	Clamp - R	15	47	2	323-6	Screw - HH	27	6	3
2412-81	Clamp - R	29	40	1	323-6	Screw - HH	26	35	3
2412-94	Clamp - R	27	10	1	323-8	Screw - HH	30	24	2
2412-98	Clamp - Hose	27	18	2	323-12	Screw - Cap Hex. Hd.	29	1	3
2412-108	Clamp - Hose	27	12	2	323-13	Screw - HH	1	5	4
2412-133	Clamp - R	22	4	2	324-7	Screw - Cap Hex. Hd.	29	30	4
2412-141	Clamp - Hose	26	41	2	325-4	Screw - HH	20	19	2
251-141	Bearing - Ball	3	22	2	325-11	Screw - HH	11	9	8
251-141	Bearing - Ball	4	37	2	3211-2	Screw - HH	13	19	2
251-141	Bearing - Ball	8	45	2	3217-5	Nut - Hex.	23	12	2
253-111	Seal - Shaft	32	12	2	3217-6	Nut - Hex.	31	1	4
254-61	Cup - Bearing	32	3	2	3217-6	Nut - Hex.	13	48	1
254-70	Cone - Bearing	32	4	2	3217-7	Nut - Hex.	16	33	3
254-78	Cone - Bearing	32	13	2	3217-12	Nut - Lock	32	26	1
254-79	Cup - Bearing	32	14	2	3217-25	Nut - Hex.	24	35	2
256-2	Bushing - Sleeve	13	20	2	3217-27	Nut - Hex.	24	10	2
256-155	Bushing - Flange	13	26	2	3218-13	Nut - Jam	23	8	2
256-155	Bushing - Flange	22	28	2	3219-2	Nut - Hex.	37	6	1
256-251	Bushing - Sleeve	13	10	2	3219-14	Nut - Hex.	23	7	2
282-2	Clevis - Adjusting	1	2	5	3219-18	Nut - Hex.	36	2	1
282-2	Clevis - Rod	13	3	1	3220-2	Nut - Jam	13	2	2
283-8	Pin - Clevis	3	4	1	3220-2	Nut - Jam	1	3	5
283-8	Pin - Clevis	4	18	1	3220-3	Nut - Jam	4	2	2
283-57	Pin - Clevis	13	8	1	3220-3	Nut - Jam	7	2	2
283-61	Pin - Clevis	1	1	5	3220-3	Nut - Jam	3	23	2
283-61	Pin - Clevis	13	4	1	3220-6	Nut - Jam	5	14	1
283-62	Pin - Clevis	13	46	1	3220-6	Nut - Jam	6	14	1
302-2	Fitting - Grease	7	17	1	3220-6	Nut - Jam	32	21	2
302-2	Fitting - Grease	4	23	1	3220-20	Nut - Jam LH Thread	13	31	1
302-2	Fitting - Grease Straight	3	34	1	3229-11	Bolt - Carriage	1	10	2
302-5	Fitting - Grease	33	13	1	3234-1	Screw - HH	2	53	4
302-5	Fitting - Grease	1	27	1	3234-1	Screw - HHF	13	6	4
302-5	Fitting - Grease	4	29	4	3234-4	Screw - HH	15	46	1
302-5	Fitting - Grease	2	44	1	3241-2	Screw - Set Square Hd.	30	19	2
302-5	Fitting - Grease Straight	3	15	4	3241-6	Screw - Set Square Hd.	30	13	2
302-5	Fitting - Grease, Straight	7	37	5	3245-1	Screw - Set, HSH	33	1	2
302-11	Fitting - Grease	32	2	1	3246-3	Screw - Set	20	12	1
302-55	Fitting - Grease	32	16	1	3253-3	Washer - Lock	29	26	4
302-60	Fitting - Grease 90°	3	8	2	3253-3	Washer - Lock	26	39	2
302-60	Fitting - Grease 90°	4	17	2	3253-3	Washer - Lock	19	57	4
302-60	Fitting - Grease 90°	7	32	1	3253-3	Washer - Lock	2	59	1
304-61	Clamp - R	14	23	1	3253-4	Washer - Lock	22	2	2
321-2	Screw - HH	26	16	1	3253-4	Washer - Lock	23	9	2
321-3	Screw - HH	23	10	4	3253-6	Washer - Lock	29	29	4
321-3	Screw - HH	22	13	1	3253-19	Washer - Lock	24	38	3
321-3	Screw - HH	2	52	3	3253-21	Washer - Lock	30	23	2
321-4	Screw - HH	1	16	2	3253-21	Washer - Lock	4	27	2
321-4	Screw - HH	11	31	1	3253-21	Washer - Lock	3	35	2
321-5	Screw - HH	24	21	1	3253-21	Washer - Lock	7	35	2
321-5	Screw - HH	11	26	8	3254-1	Washer - Lock	23	6	2
321-11	Screw - HH	11	17	1	3254-5	Washer - Lock	24	15	2
321-11	Screw - HH	26	40	2	3254-6	Washer - I.T.L.W.	13	18	2
321-11	Screw - HH	2	43	1	3255-7	Washer - Lock, Int. Tooth	24	29	1
322-1	Screw - HH	3	1	3	3255-8	Washer - Lock, Int. Tooth	37	9	1
322-1	Screw - HH	4	21	3	3255-20	Washer - Lock, Ext. Tooth	24	34	2
322-1	Screw - HH	7	30	2	3255-25	Washer - Lock, Int. Tooth	24	31	2
322-1	Screw - HH	30	31	2	3256-1	Washer - Flat	29	18	8
322-2	Screw - HH	22	1	2	3256-1	Washer - Flat	24	20	9
322-3	Screw - Cap Hex. Hd.	29	32	6	3256-1	Washer - Flat	2	51	9
322-3	Screw - HH	7	25	1	3256-22	Washer - Flat	23	3	5

*Not Illustrated

TORO PART NUMBER INDEX (Cont.)

Part No.	Description	Pg. No.	Ref. No.	Qty.	Part No.	Description	Pg. No.	Ref. No.	Qty.
3256-22	Washer - Flat	11	30	2	3296-39	Nut - Lock	1	20	2
3256-22	Washer - Flat	26	45	1	3296-42	Nut - Lock	11	25	8
3256-22	Washer - Flat	15	52	1	3296-59	Nut - Lock	13	15	4
3256-23	Washer - Flat	3	2	3	3296-59	Nut - Lock	2	34	8
3256-23	Washer - Flat	30	17	8	3296-67	Nut - Lock	32	25	1
3256-23	Washer - Flat	26	19	4	32103-12	Nut - Wing	23	14	2
3256-23	Washer - Flat	4	20	3	32104-76	Screw - TAP	23	1	5
3256-23	Washer - Flat	29	23	2	32104-95	Screw - HH	24	39	1
3256-23	Washer - Flat	7	28	3	32108-100	Screw - Flat Hd.	11	16	1
3256-23	Washer - Flat	22	30	4	32120-8	Ring - Retaining	5	10	1
3256-23	Washer - Flat	23	35	4	32121-6	Pin - Roll	13	39	1
3256-24	Washer - Flat	13	14	6	32121-6	Pin - Roll	2	41	1
3256-24	Washer - Flat	4	26	2	32121-35	Pin - Roll	2	32	8
3256-24	Washer - Flat	7	34	2	32121-45	Pin - Roll	22	14	1
3256-24	Washer - Flat	3	36	2	32121-45	Pin - Roll	13	28	1
3256-26	Washer - Flat	4	12	1	32121-51	Pin - Roll	13	43	1
3256-26	Washer - Flat	7	20	1	32122-35	Screw - Truss Head	37	8	1
3256-26	Washer - Flat	3	31	1	32128-20	Nut - Flange Lock	14	24	3
3256-26	Washer - Flat	20	34	2	32128-20	Nut - Flange Lock	13	27	1
3256-28	Washer - Flat	32	27	1	32128-20	Nut - Flange Lock	30	29	2
3256-38	Washer - Flat	2	35	6	32128-20	Nut - Flange Lock	29	31	8
3256-63	Washer - Flat	27	7	1	32128-20	Nut - Lock, Flange	37	3	1
3256-80	Washer - Flat	20	2	3	32128-33	Nut - Flange Lock	1	18	2
3257-42	Key - Woodruff	11	11	2	32128-33	Nut - Lock	11	32	1
3257-42	Key - Woodruff	12	17	1	32136-9	Nut - Hex. Slotted	32	34	1
3272-4	Pin - Cotter	13	13	1	32141-111	Nut - Flange Lock	1	11	1
3272-6	Pin - Cotter	1	30	5	32144-21	Screw - RH	20	8	2
3272-6	Pin - Cotter	13	41	1	32148-6	Insert - Threaded	1	19	8
3272-10	Pin - Cotter	13	47	1	32149-2	Nut - Keps	23	37	2
3272-11	Pin - Cotter	3	5	2	32149-7	Nut - Keps	23	41	2
3272-11	Pin - Cotter	22	9	1	32151-41	Ring - Retaining	35	13	1
3272-11	Pin - Cotter	4	13	2	32152-10	Nut - Hex.	10	2	1
3272-11	Pin - Cotter	7	19	1	32152-10	Nut - Hex.	9	2	1
3272-37	Pin - Cotter	32	1	1	32152-10	Nut - Lock	5	2	1
3273-26	Screw - HSH	24	18	4	32152-10	Nut - Lock	6	2	1
3274-7	Screw - Socket Hd.	29	9	2	33113-012	Screw - HH	27	9	1
3274-12	Screw - HSH	22	29	4	33113-016	Screw - Cap Hex. Hd.	29	36	1
3274-15	Screw - Fillister Hd.	16	43	2	340-1	Fitting - Hydraulic, Straight	20	30	4
3274-31	Screw - HSH	1	15	4	340-14	Fitting - Hydraulic 45°	11	14	4
3274-39	Screw - HH	20	21	6	340-16	Fitting - Hydraulic 90°	14	33	1
3274-52	Screw - HSH	16	20	4	340-18	Fitting - Hydraulic 90°	14	13	1
3274-52	Screw - HSH	18	45	6	340-77	Fitting - Hydraulic 90°	34	10	2
3274-63	Screw - HSH	20	33	2	340-77	Fitting - Hydraulic 90°	14	14	2
3274-69	Screw - HSH	24	1	8	340-82	Fitting - Hydraulic 90°	30	5	1
3274-69	Screw - HSH	23	4	3	340-87	Fitting - Hydraulic 45°	30	3	3
3274-70	Screw - HSH	16	1	2	340-87	Fitting - Hydraulic 45°	34	15	1
3274-80	Screw - HH	20	1	3	340-98	Fitting - Hydraulic 90°	34	14	3
3274-84	Screw - HH	19	58	4	340-101	Fitting - Hydraulic 45°	14	8	1
3284-3	Pin - Groove	22	15	1	340-103	Fitting - Hydraulic 45°	7	12	2
3290-277	Nut - Speed	20	22	6	340-105	Fitting - Hydraulic 90°	30	26	1
3290-317	Washer - Wave	3	18	2	340-132	Fitting - Hydraulic 90°	32	29	2
3290-317	Washer - Wave	4	32	2	340-137	Fitting - Hydraulic 45°	14	44	1
3290-317	Washer - Wave	7	40	2	340-138	Fitting - Hydraulic 45°	14	12	2
3290-357	Nut - Flange Lock	29	8	3	351-78	Edging	22	40	1
3290-378	Tie - Cable	29	41	1	353-301	Poppet	16	27	1
3290-379	Tie - Cable	8	46	1	353-302	O-Ring	18	7	3
3290-470	Screw - Flat Hd.	23	22	2	353-302	O-Ring	16	10	3
3296-4	Nut - Lock	13	22	2	353-303	Ring - Backup	18	8	6
3296-16	Nut - Lock	22	11	1	353-303	Ring - Backup	16	9	6
3296-16	Nut - Lock	1	21	2	353-304	Spring	16	28	1
3296-16	Nut - Lock	24	24	9	353-305	O-Ring	18	5	5
3296-16	Nut - Lock	23	34	3	353-305	O-Ring	16	8	4
3296-16	Nut - Lock	15	49	1	353-306	Ring - Backup	18	4	5
3296-23	Nut - Lock	11	19	8	353-306	Ring - Backup	16	7	4
3296-27	Nut - Lock	24	11	4	353-328	Washer - Shim	16	15	A/R
3296-29	Nut - Lock	22	8	4	353-328	Washer - Shim	18	32	A/R
3296-29	Nut - Lock	30	14	4	353-329	Washer - Shim	16	16	A/R
3296-29	Nut - Lock	13	16	3	353-329	Washer - Shim	18	33	A/R
3296-29	Nut - Lock	7	29	1	353-330	Washer - Shim	16	17	A/R

*Not Illustrated

TORO PART NUMBER INDEX (Cont.)

3322-413

Part No.	Description	Pg. No.	Ref. No.	Qty.	Part No.	Description	Pg. No.	Ref. No.	Qty.
353-330	Washer – Shim	18	34	A/R	353-841	Asm – Position, Spool	19	*	1
353-331	O-Ring	16	29	1	353-844	Plus Series	19	55	1
353-334	Cap – Relief	16	19	2	353-845	Sleeve – Detent	18	41	1
353-334	Cap – Relief	18	36	2	353-846	Spud – DI (SPL)	18	40	1
353-392	Seal – Relief Poppet PTFE	16	13	2	353-847	Bonnet (SPL)	18	38	1
353-392	Seal – Relief Poppet PTFE	18	30	2	353-848	O-Ring	18	14	1
353-398	Spring	18	35	1	353-849	Sleeve	18	39	1
353-417	Collar Spring	18	20	3	353-850	O-Ring	19	56	1
353-417	Collar Spring	16	40	2	353-851	Body – Relief CP-RC Mod.	16	12	1
353-481	Plug – Load Check	18	2	3	353-851	Body – Relief CP-RC Mod.	18	29	2
353-481	Plug – Load Check	16	5	3	353-853	Bolt – HH	18	10	3
353-483	Body – Anticavitation	19	61	1	353-855	Spring	16	18	2
353-484	Retainer – Ball	19	62	1	353-855	Spring	18	44	1
353-529	Plate Seal	18	22	1	353-884	Key – Woodruff	31	19	4
353-531	Asm-Poppet	16	14	2	353-886	Ring – Retaining	31	18	2
353-531	Asm-Poppet	18	31	2	353-922	Seal – Ring	31	23	10
353-550	Asm-Plug	18	13	1	353-923	Asm-Bearing Plate	31	26	2
353-550	Plug – Hydraulic	26	38	1	353-952	Ring – Backup	16	32	1
353-563	Fitting – Hydraulic, Straight	23	25	1	353-953	Plug Assembly	19	54	1
353-564	Fitting – Hydraulic 90°	23	31	1	353-957	Seal – Lip	18	15	6
353-575	Boot – Dust Cap	16	21	2	353-957	Seal – Lip	16	26	4
353-575	Boot – Dust Cap	18	46	3	353-958	Ring – Backup	18	16	1
353-599	Pin – Dowel	35	3	2	353-967	Gear – 33B	31	24	6
353-642	Asm – Relief, RC Mod.	19	*	1	353-969	Plate – Gear 33B	31	25	3
353-642	Relief – RC Mod.	17	*	2	354-2	Body Assembly	31	15	1
353-668	Plate – Cap, Cover RH	18	11	1	354-3	Asm-Bearing Plate	31	22	1
353-721	Plug	16	35	2	354-4	Asm-Bearing Plate	31	28	1
353-727	Bonnet	16	2	1	354-5	Adapter – Splined	31	27	1
353-728	Sleeve	17	49	1	354-6	Plate – Gear 18B	31	30	1
353-729	Spud – Detent	16	3	1	354-7	Asm-Cover	31	31	1
353-730	Spring	18	42	1	354-8	Asm-Drive Shaft, Gear	31	29	1
353-731	Ball	18	43	1	354-9	Asm-Idler Shaft, Gear	31	5	1
353-732	Sleeve – Detent	17	52	1	354-11	Pin – Dowel	31	4	2
353-733	Spacer – Bonnet	16	4	1	354-12	Pin – Dowel	31	6	2
353-733	Spacer – Bonnet	18	19	2	354-13	Pin – Dowel	31	11	4
353-737	Ball	19	63	1	354-14	Pin – Dowel	31	13	2
353-758	O-Ring	16	31	1	354-15	Seal – Shaft	31	17	1
353-760	Body Relief	16	30	1	354-16	Washer – Lock	31	2	4
353-762	Spud – Detent Out	17	50	1	354-17	Stud – Threaded	31	3	4
353-763	Cap – Adjustment	16	44	1	354-25	Asm – Section #4	19	*	1
353-766	Asm-Relief WH (2000) PSI	17	*	1	354-28	Screw – HSH	18	28	2
353-772	Left End Cover	16	34	1	354-29	Plate – Thrust	16	48	1
353-808	Collar – Spring	18	24	1	354-35	Gasket	31	32	1
353-830	O-Ring	18	25	1	354-46	Ring – Seal	35	8	1
353-831	Spring	18	21	1	354-50	Screw – HSH	35	1	4
353-833	Asm – Positioner	19	*	1	354-51	Washer	35	2	4
353-835	Seals – Section Set	17	*	1	354-120	Fitting – Hydraulic 90°	26	27	3
353-835	Seals – Section Set	19	*	1	354-121	Fitting – Hydraulic, Straight	26	12	1
353-837	Section #2 Complete	17	*	1	354-122	Disc – Seal	19	52	1
353-839	Asm-Positioner, DI (SPL)	17	*	1	354-129	Asm-Anticavitation Check	19	*	1
353-840	Asm – Position, DI (SP)	19	*	1					

*Not Illustrated

PRODUCT CHANGES

In an effort to make improvements available to TORO owners as quickly as possible, minor changes are incorporated into Toro's products from time to time that do not become immediately shown in the Parts Catalog. If such a change has been made in your unit, which is not reflected in your manual, see your TORO Distributor or his Authorized TORO Service Dealer for information and part numbers.

IDENTIFICATION AND ORDERING

MODEL AND SERIAL NUMBERS

The Greensmaster 3100 has two identification numbers; a model number and a serial number. The two numbers are stamped on a plate which is located on the main frame under the seat. In any correspondence concerning the Greensmaster 3100, supply model and serial numbers to assure that correct information and replacement parts are obtained.

To order replacement parts from an Authorized TORO Service Dealer, supply the following information:

1. Model and serial number of the Greensmaster 3100.
2. Part number, description, and the quantity of part(s) desired.

NOTE: Do not order by reference number if a parts catalog is being used; use the PART NUMBER.

TABLE OF CONTENTS

Description	Page	Description	Page
Control Pedal Assembly	1-2	Power Steering Valve Assembly No. 92-8690 ...	21
Pull Frame Assembly L.H.	3	Seat Assembly	22
Pull Frame Assembly R.H.	4	Frame Assembly	23
Hydraulic Cylinder Assembly No. 83-2580		Control Panel Assembly	24
(Serial No. 90001 thru 90128)	5	Electrical Schematic	25
Hydraulic Cylinder Assembly No. 99-8159		Hydraulic Reservoir Assembly	26
(Serial No. 90129 & Up)	6	Fuel Tank Assembly	27
Pull Frame Assembly Rear	7-8	Hydraulic Schematic	28
Hydraulic Cylinder Assembly No. 83-7230		Engine Installation Assembly	29
(Serial No. 90129 & Up)	9	Hydraulic Pump Installation Assembly	30
Hydraulic Cylinder Assembly No. 99-8160	10	Hydraulic Pump Assembly No. 92-9764	31
Front Wheel & Brake Assembly	11	Rear Wheel Assembly	32
Hydraulic Drive Motor Assembly No. 92-9199 ...	12	Hydraulic Cylinder Assembly No. 83-2330	33
Traction Controls Assembly	13	Reel Motor Installation Assembly	34
Control Valve Installation Assembly	14-15	Reel Motor Assembly No. 94-3506	35
Control Valve Assembly No. 84-2203		Special Tools	36-37
(Sections 1 & 2)	16-17	Briggs & Stratton Engine Assembly	
Control Valve Assembly No. 84-2203		Model 303447-1179-E1	38-48
(Sections 3 thru 5)	18-19	Part Number Index	49-55
Steering Arm Assembly	20		

Japanese parts kit number 83-2600 contains all of the individual parts on the preceding pages designated as (Japanese).