



Count on it.

Parts Catalog

Multi Pro® 5800-D

Turf Sprayer with ExcelaRate Spray System

Model No. 41393—Serial No. 402650001 and Up



Ordering Replacement Parts

To order replacement parts, please supply the part number, the quantity, and the description of each part desired.

Understanding Reference Numbers

Each identified part in an illustration has a reference number. The reference number for a part also appears in the parts list, along with other information about the part.

This catalog uses two special reference number formats, one to indicate parts in a service assembly and another to indicate the quantity of a given part in an illustration.

Service Assembly Reference Numbers

Parts in service assemblies have reference numbers in the form a:b. The a represents the reference number of the entire service assembly and the b represents a sequential number unique to each part within the service assembly.

For example, a wheel assembly might be identified by reference number 6, the tire by 6:1, the valve by 6:2, and the wheel by 6:3. When you order the assembly identified by reference number 6, you receive all parts identified by reference numbers 6:1, 6:2, and 6:3. However, you may also order any part individually. Reference numbers of this type appear in illustration and in parts lists.

Reference Numbers Indicating Quantity

In an illustration, if a reference number indicates more than one part, the reference number has the form nX y. The n represents the quantity of the part, the X is the multiplication symbol, and the y represents the reference number.

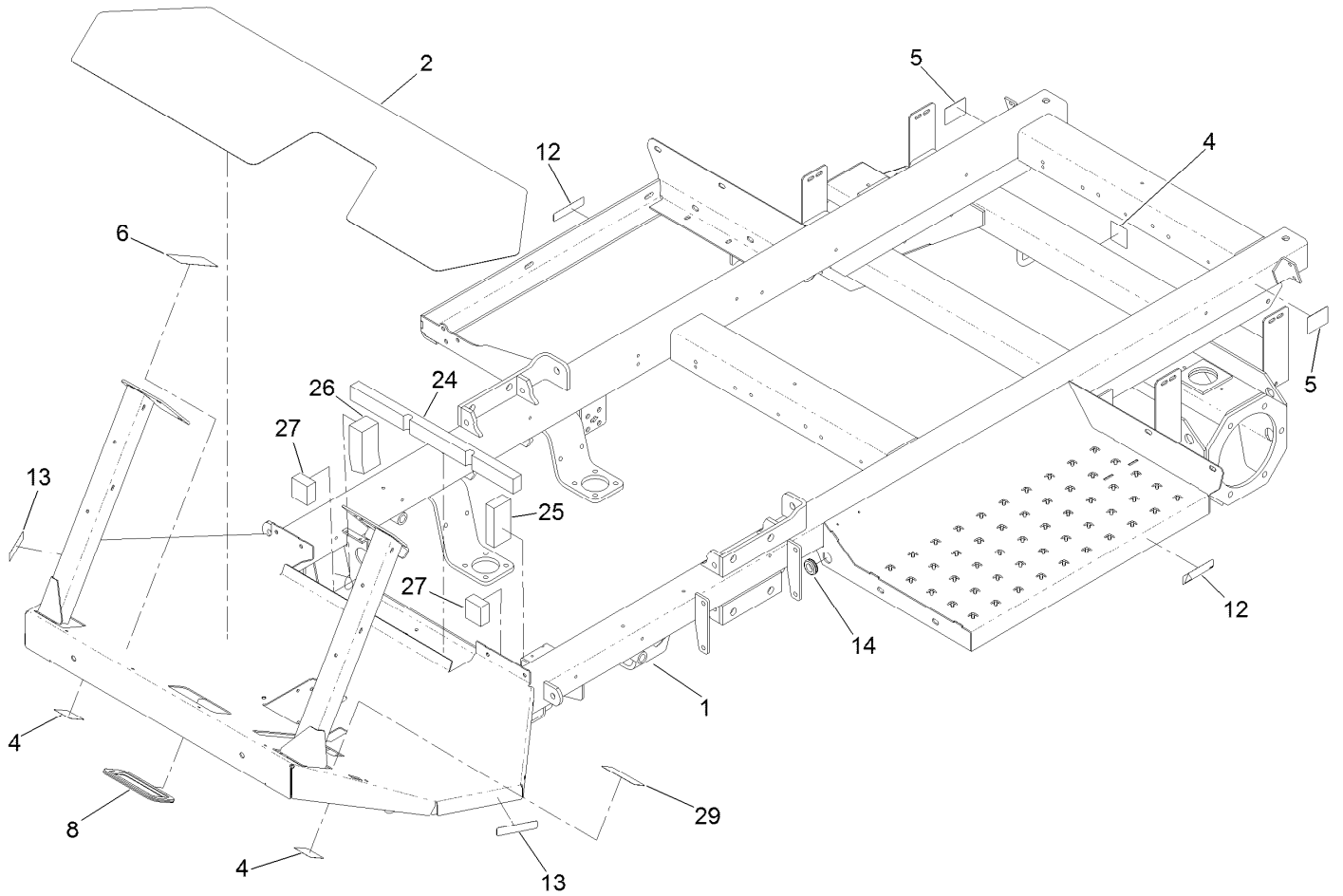
For example, in an illustration, the reference number 2X 37 means that two of the parts identified by reference number 37 are indicated.

Contents

Frame and Step Assembly	5
Front Axle Assembly	6
Hydraulic Cylinder Assembly No. 93-6510	8
Hub Assembly No. 119-6003	9
Front Suspension Assembly	10
Seat Base Assembly	11
Seat, Fresh Water Tank and Roll-Over Protection System Assembly	12
Control Console Assembly	14
Brake Pedal Assembly	15
Traction Pedal Assembly	16
Throttle Assembly	17
Dash Panel Assembly	18
Hood and Fender Assembly	19
Engine Mounting and Bell Housing Assembly	20
Engine, Exhaust and Air Cleaner Assembly	21
Air Cleaner Assembly No. 106-5277	23
Fuel Tank Assembly	24
Radiator Assembly	25
Hydraulic Pump and Filter Assembly	27
Piston Pump Assembly No. 117-0685	29
Control Assembly No. 115-4446	31
Tandem Pump Assembly No. 119-5038	32
Hydraulic Tank Assembly	33
Hydraulic Pump and Filter Assembly	34
Pump Control Valve Assembly No. 117-0708	36
Steering Hydraulic Assembly	37
Steer Valve Assembly No. 117-0707	38
Boom Lift Assembly	39
Hydraulic Cylinder Assembly No. 117-0701	40
On-Off Boom Lift Valve Assembly No. 136-2400	41
Rear Drive Assembly	42
Planetary Assembly No. 136-2913	44
RH Brake Assembly No. 100-3069	45
LH Brake Assembly No. 100-3070	46
Hydraulic Motor Assembly No. 132-5631	47
Hydraulic Motor Assembly No. 136-2373	48
Electrical Assembly	49
Tank and Saddle Assembly	50
Tank Assembly No. 117-8005	51
Spray Tank Lid Assembly No. 119-9380	52
Bypass Hose Assembly No. 132-4297	53
Tank Mounting and Filter Assembly	54
Filter Assembly No. 130-7096	55
Spray System Hose Assembly	56
Spray Pump and Valve Assembly	58
Spray Manifold Assembly	60
Manifold Valve Kit No. 131-7256	61
Manifold Valve Kit No. 131-0253	62
Pressure Filter Assembly No. 131-3791	63
On/Off Manifold Valve Kit No. 127-9803	64
On/Off Actuator Kit No. 131-3723	65
Bypass Valve Assembly No. 127-9805	66
On/Off 2-Way Valve Kit No. 131-0249	67
Pump Assembly No. 137-4230	68

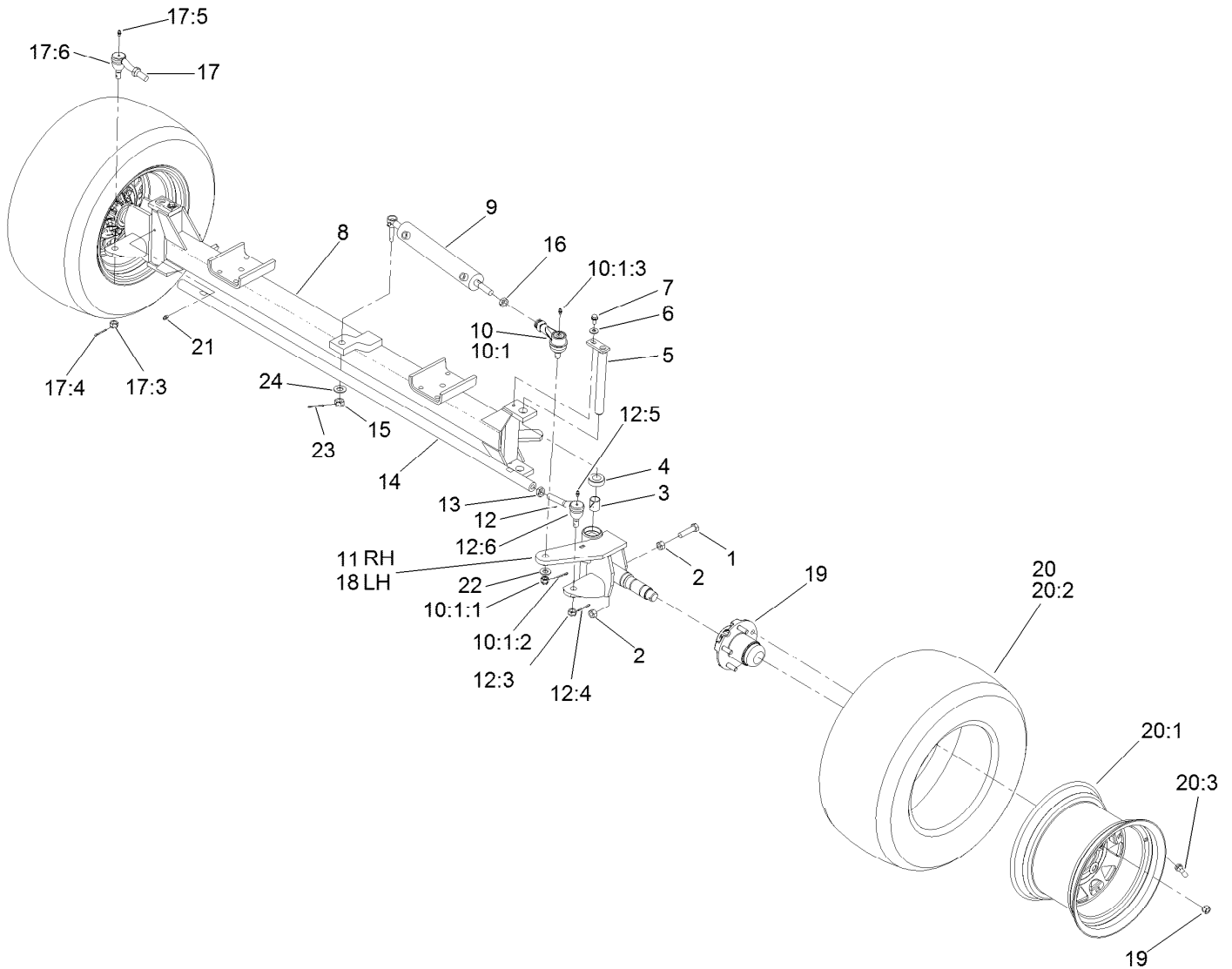
Contents (continued)

Agitation Hose Assembly No. 132-4309.....	69
Hydraulic Motor Assembly No. 117-0706.....	70
Center Boom Assembly.....	71
LH Single Turret Body Assembly No. 108-3725.....	73
Double Turret Body Assembly No. 108-3727.....	74
RH Single Body Turret Assembly No. 108-3726.....	75
Left and Right Hand Boom Assembly.....	76
Crankcase Assembly.....	77
Oil Pan Assembly.....	78
Cylinder Head Assembly.....	79
Gear Case Assembly.....	80
Cylinder Head Cover Assembly.....	81
Dipstick and Guide Assembly.....	82
Main Bearing Case Assembly.....	83
Cam Shaft and Idle Gear Assembly.....	84
Piston and Crankshaft Assembly.....	85
Flywheel Assembly.....	86
Fuel Camshaft and Governor Shaft Assembly.....	87
Idle Apparatus Assembly.....	88
Injection Pump Assembly.....	89
Governor Assembly.....	90
Speed Control Plate Assembly.....	91
Nozzle Holder and Glow Plug Assembly.....	92
Nozzle Holder Component Assembly.....	93
Alternator and Pulley Assembly.....	94
Alternator Components Assembly.....	95
Starter Assembly.....	96
Starter Assembly No. 98-9705.....	97
Water Flange and Thermostat Assembly.....	98
Water Pump Assembly.....	99
Valve and Rocker Arm Assembly.....	100
Inlet and Exhaust Manifold Assembly.....	101
Muffler Gasket, Glow Controller and Overflow Bottle Assembly.....	102
Attachments and Accessories.....	103



Frame and Step Assembly

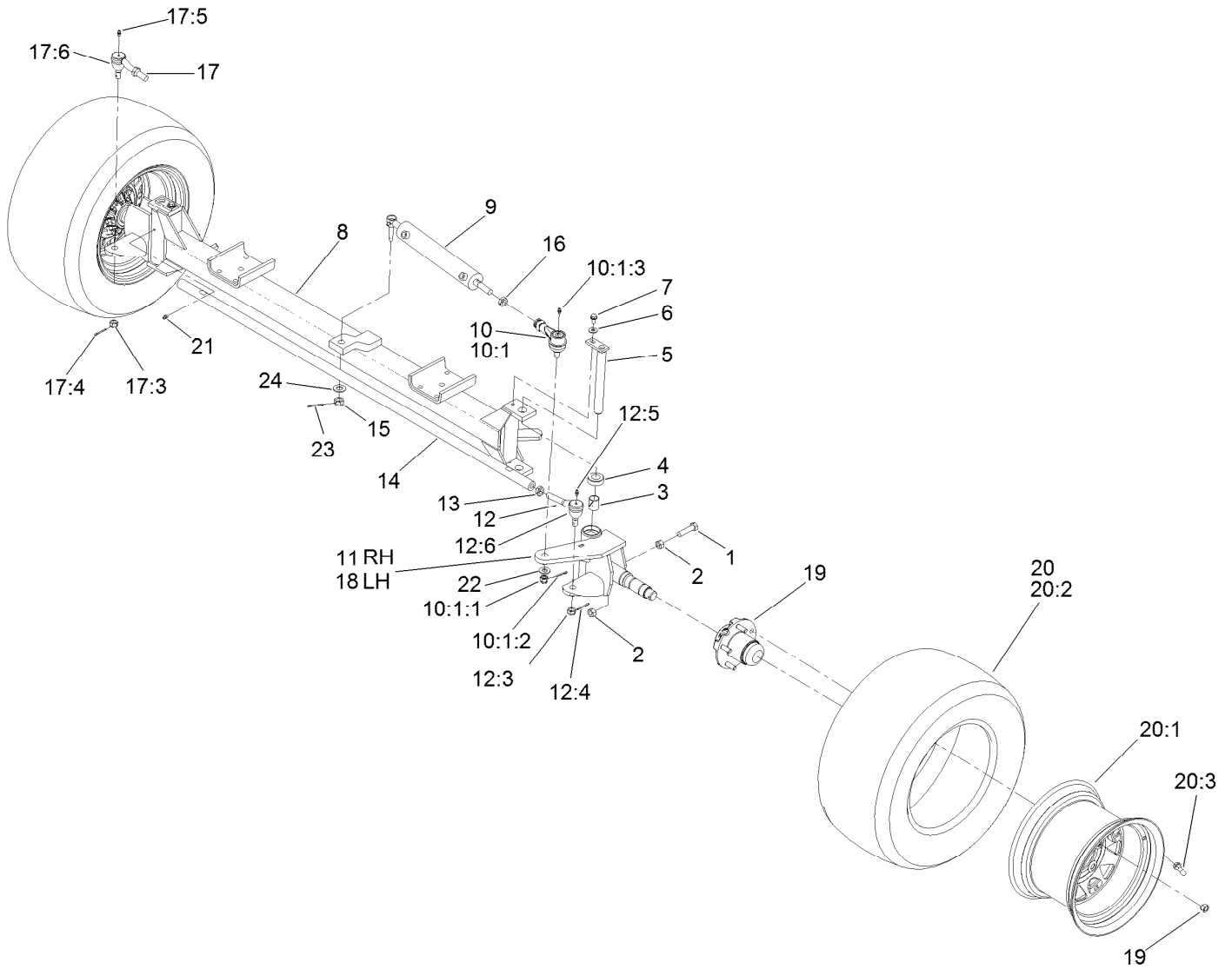
<i>Ref.</i>	<i>Part Number</i>	<i>Qty.</i>	<i>Description</i>
1	130-7070-03	1	Frame
2	104-8863	1	Tread-Floor
4	120-0623	3	Decal-Tie Down, Towing
5	107-8667	2	Decal-Jacking
6	107-8724	1	Decal-Traction
8	119-0599	1	Trim-Seal
12	107-8732	2	Decal-Torque (CE)
13	107-8731	2	Decal-Torque (CE)
14	240-6	1	Grommet-Rubber
24	131-5751	1	Foam-Seal
25	131-5752	1	Foam-Seal
26	131-5753	1	Foam-Seal
27	131-5754	2	Foam-Seal
29	136-2351	1	Decal-Brake, Parking



Front Axle Assembly

Ref.	Part Number	Qty.	Description	Ref.	Part Number	Qty.	Description
1	01-182-0816	2	Bolt-HH	12:5	302-5	1	Fitting-Grease
2	3217-9	4	Nut-HH	12:6	107-1587	1	Seal
3	93-6586	4	Bushing	13	3218-21	1	Nut-Jam
4	93-6587	2	Bearing	14	93-6588	1	Rod-Steering
5	93-6584	2	King Pin ASM	15	32136-13	1	Nut-SHH
6	3256-3	2	Washer-Flat	16	3220-11	2	Nut-Jam
7	32144-14	2	Screw-HWHTF	17	87-1480-03	1	End-Tie Rod, RH
8	121-5087-03	1	Front Axle ASM	17:3	32136-3	1	Nut-SHH
9	93-6510	1	Cylinder ASM	17:4	3272-12	1	Pin-Cotter
10	93-6509-03	1	Tie Rod End ASM	17:5	302-5	1	Fitting-Grease
10:1		1	End-Tie Rod ●	17:6	107-1587	1	Seal
10:1:1	137-4176	1	Nut-Hex, Slotted	18	117-5897-03	1	Spindle ASM
10:1:2	3272-12	1	Pin-Cotter	19	119-6003	2	Hub ASM
10:1:3	302-5	1	Fitting-Grease	20	127-1100	2	Wheel And Tire ASM
11	117-5899-03	1	LH Spindle Housing ASM	20:1	125-5899	1	Wheel
12	87-1470-03	1	End-Tie Rod, LH	20:2	120-2114	1	Tire-Smooth
12:3	32136-3	1	Nut-SHH	20:3	232-27	1	Stem-Valve
12:4	3272-12	1	Pin-Cotter	21	302-5	2	Fitting-Grease

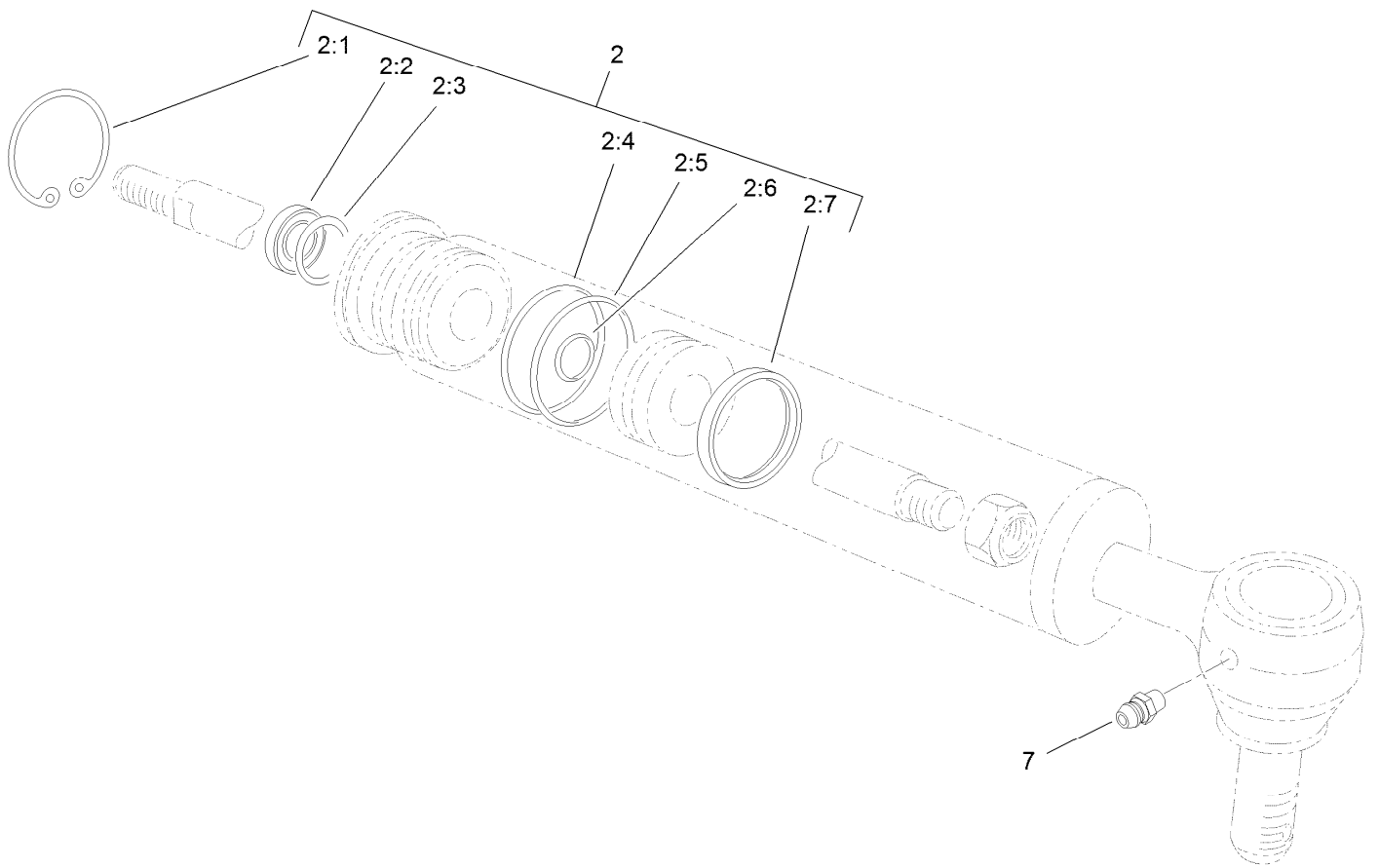
● Not serviced separately



Front Axle Assembly (continued)

Ref.	Part Number	Qty.	Description	Ref.	Part Number	Qty.	Description
22	87-7270	1	Washer-Thrust	23	3272-12	1	Pin-Cotter
				24	119-1868	1	Washer

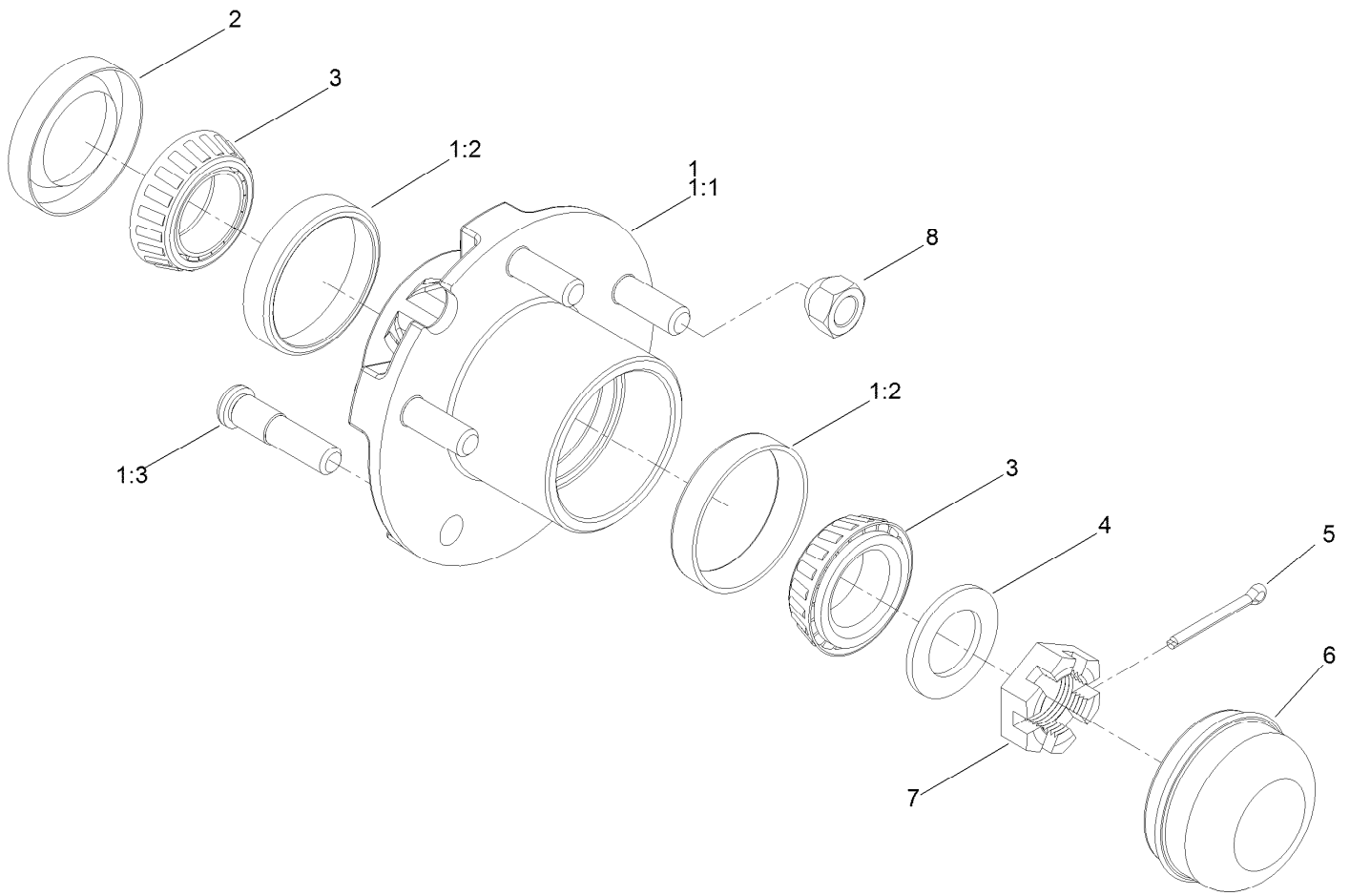
● Not serviced separately



Hydraulic Cylinder Assembly No. 93-6510

<i>Ref.</i>	<i>Part Number</i>	<i>Qty.</i>	<i>Description</i>
2	92-3992	1	Repair Kit
2:1		1	Ring-Retaining ●
2:2		1	Seal-Dust ●
2:3		1	Seal-Rod ●
2:4		1	Ring-Backup ●
2:5		1	O-Ring ●
2:6		1	O-Ring ●
2:7		1	Uniring ●
7	302-5	1	Fitting-Grease

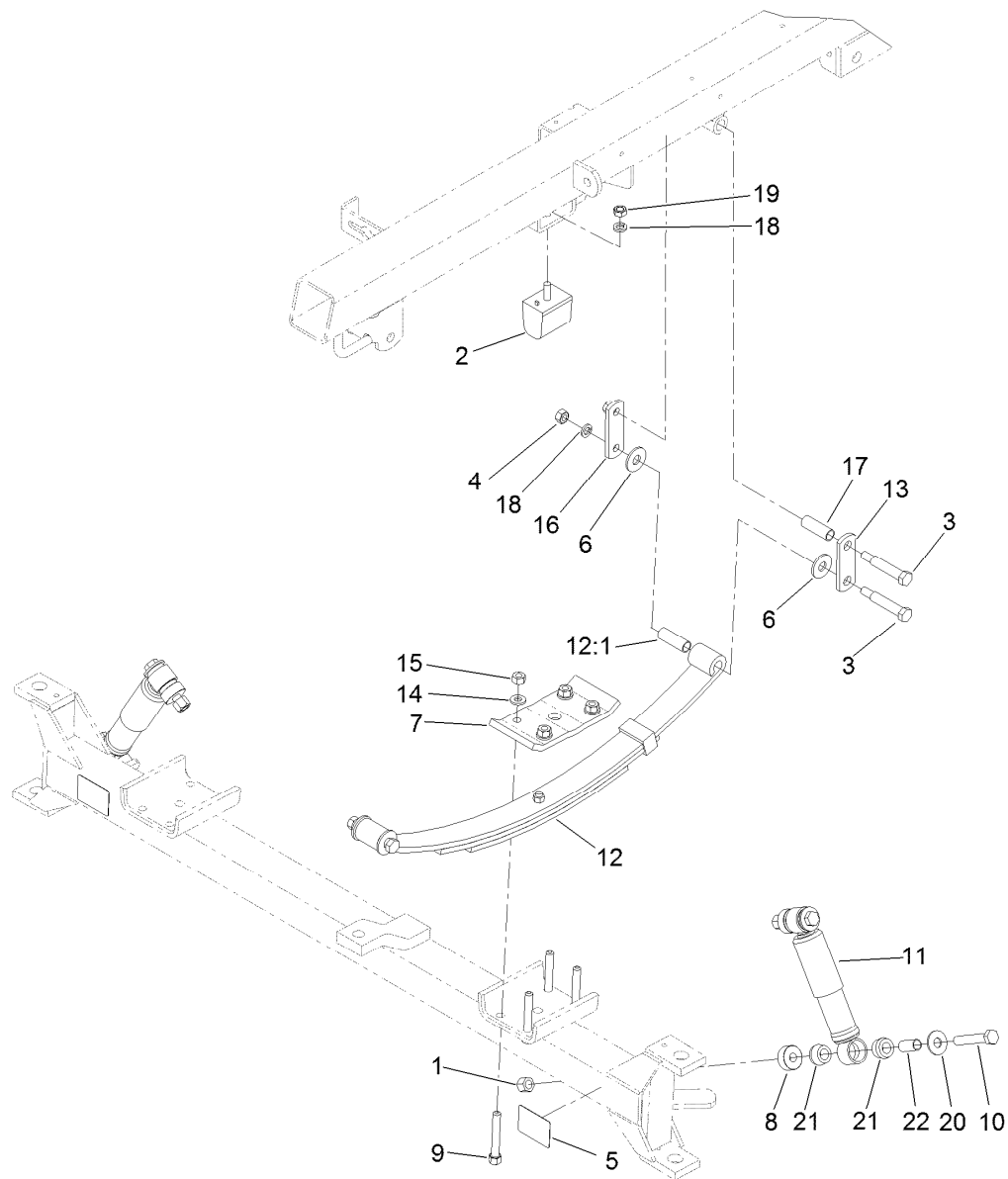
● Not serviced separately



Hub Assembly No. 119-6003

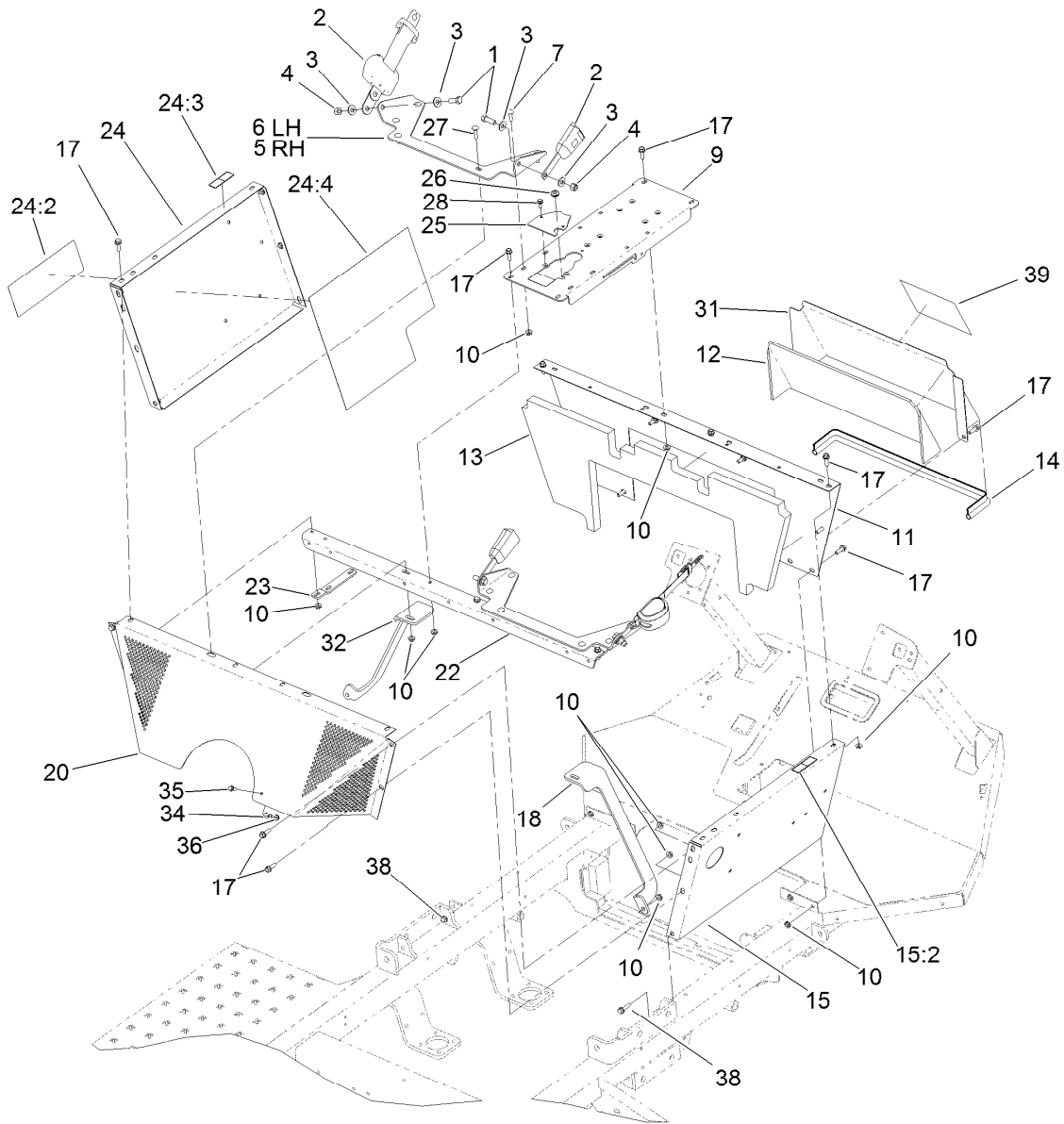
<i>Ref.</i>	<i>Part Number</i>	<i>Qty.</i>	<i>Description</i>
1	119-6001	1	Hub ASM
1:1		1	Hub ●
1:2	115-9471	2	Bearing-Cup
1:3	69-2990	5	Stud-Wheel
2	94-7285	1	Seal
3	254-62	2	Bearing-Roller, Cone
4	85-5770	1	Washer-Thrust
5	3272-18	1	Pin-Cotter
6	119-6004	1	Cap-Dust
7	119-6005	1	Nut-Slotted, Hex
8	242-35	5	Nut-Wheel

● Not serviced separately



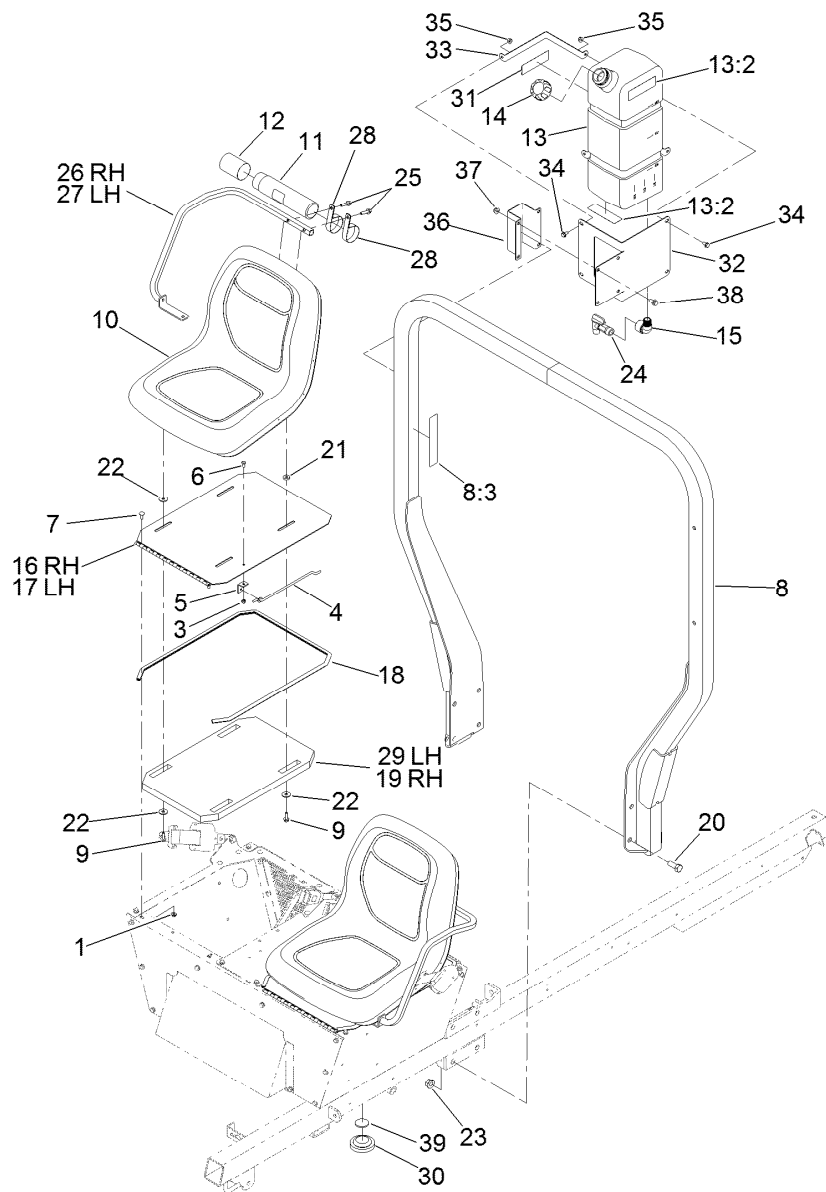
Front Suspension Assembly

<i>Ref.</i>	<i>Part Number</i>	<i>Qty.</i>	<i>Description</i>	<i>Ref.</i>	<i>Part Number</i>	<i>Qty.</i>	<i>Description</i>
1	3296-23	4	Nut-Lock, NI	12:1	119-9437	2	Bushing-Spring, Leaf
2	87-3470	2	Bumper	13	42574	2	Shackel-Outside
3	110-5072	6	Bolt-Shoulder	14	87-7480	8	Washer
4	3217-8	6	Nut-Hex	15	106-0327	8	Nut-Hex
5	107-8667	2	Decal-Jacking	16	42576	2	Shackel-Inside
6	93-6161	8	Washer	17	42592	2	Bushing-Shackle
7	121-5089-03	2	Plate-Top, Spring	18	3253-6	8	Washer-Lock
8	127-2913	4	Spacer	19	93-6166	2	Nut-Hex
9	26-0672	8	Bolt-Blade	20	3256-6	4	Washer-Flat
10	325-12	4	Screw-HH	21	87-3920	8	Bushing
11	121-9774	2	Absorber-Shock	22	127-2925	4	Sleeve
12	99-0570	2	Spring-Leaf				



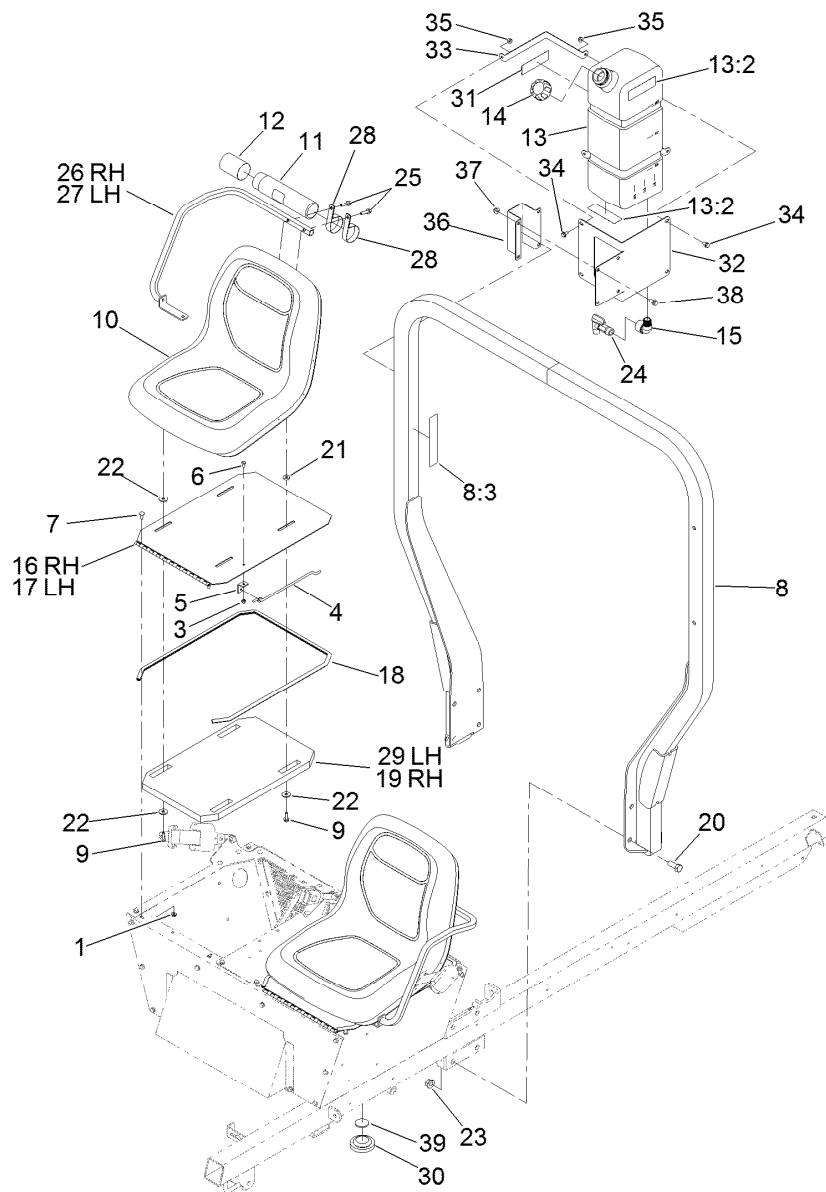
Seat Base Assembly

Ref.	Part Number	Qty.	Description	Ref.	Part Number	Qty.	Description
1	324-5	4	Screw-HH	22	119-5025-03	1	Angle-Seat Box
2	110-0413	2	Seatbelt-Retractable	23	95-2264-03	2	Strap-Support, Belt
3	3256-4	8	Washer-Flat	24	131-5788	1	LH Seat Box Panel ASM
4	3296-48	4	Nut-Lock, NI	24:2	120-0619	1	Decal-Warning
5	121-5071-03	1	Bracket-Seat Belt, RH	24:3	120-0625	1	Decal-Warning, Pinch Point
6	121-5072-03	1	Bracket-Seat Belt, LH	24:4	131-5806	1	Shield-Heat Tape, Seatbase (LH)
7	3230-22	10	Screw-CARR	25	132-7705-03	1	Retainer-Harness, Base
9	132-7667-03	1	Base-Console	26	237-141	1	Grommet-Rubber
10	32128-20	36	Nut-HF	27	3230-3	2	Screw-CARR
11	130-7107-01	1	Panel-Front, Seatbase	28	119-4012	2	Screw-HWHTF
12	130-7132	1	Barrier-Noise, Access Panel	31	130-7119-01	1	Panel-Access, Seatbase
13	130-7135	1	Barrier-Noise, Front Panel	32	107-8730-03	1	Support-LH
14	131-3282	1	Trim	34	2412-72	1	Clip-Closed, Insulated
15	130-7104	1	Panel-Seatbase, RH	35	3234-4	1	Screw-HHF
15:2	120-0625	1	Decal-Warning, Pinch Point	36	104-7201	1	Nut-HF
17	3234-17	22	Screw-HHF	38	3234-36	2	Screw-HHF
18	107-8729-03	1	Support-RH	39	136-2257	1	Decal-Aid, Quick Reference
20	106-5286-03	1	Shroud-Engine				



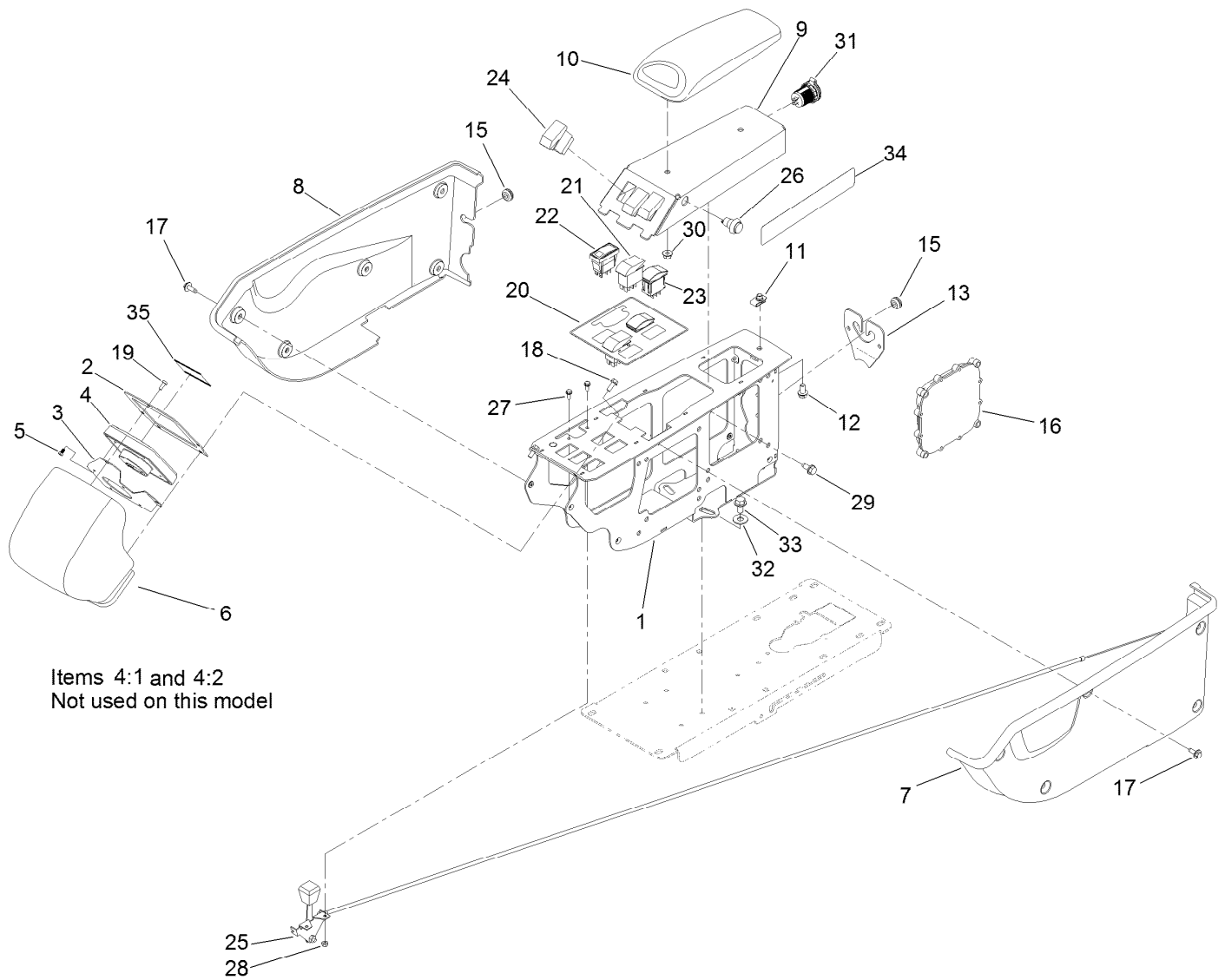
Seat, Fresh Water Tank and Roll-Over Protection System Assembly

<i>Ref.</i>	<i>Part Number</i>	<i>Qty.</i>	<i>Description</i>	<i>Ref.</i>	<i>Part Number</i>	<i>Qty.</i>	<i>Description</i>
1	32128-20	4	Nut-HF	19	108-3290	1	Barrier-Noise, Seat
3	3296-42	2	Nut-Lock, NI	20	327-4	8	Screw-HH
4	94-7204	2	Rod-Prop, Seat	21	7-0081	6	Washer-Flat
5	94-7203	2	Bracket	22	52-2861	10	Washer
6	321-3	2	Screw-HH	23	32128-50	8	Nut-Flange
7	3230-23	4	Screw-CARR	24	100-7011	1	Spigot-90 DEG
8	119-0589	1	ROPS ASM	25	33104-035	4	Screw-HHF
8:3	117-4955	1	Decal-Danger, ROPS (CE)	26	119-0732-03	1	Armrest-RH
9	33104-025	8	Screw-HHF	27	119-0731-03	1	Armrest-LH
10	112-2923	2	Seat ASM	28	2412-133	2	Clamp-R
11	104-7050	1	Tube-Manual	29	132-7666	1	Barrier-Noise, Seat
12	104-7048	1	Cap-Housing	30	100-3524	1	Switch-Seat
13	132-7745	1	Fresh Water Tank ASM	31	120-0616	1	Decal-Water, Fresh
13:2	120-0616	3	Decal-Water, Fresh	32	132-5619-03	1	Mount-Tank, Eye Wash
14	106-5052	1	Cap-Water, Fresh	33	132-7628-03	2	Band-Tank, Eye Wash
15	132-7706	1	Elbow-90DEG	34	3234-7	4	Screw-HHF
16	108-3289-03	1	Panel-Seat, RH	35	104-8300	4	Nut-HF, NI
17	132-7664-03	1	Panel-Seat, LH	36	132-7627-03	1	Clamp-Bracket, Fresh Water Tank
18	94-7085	2	Trim				



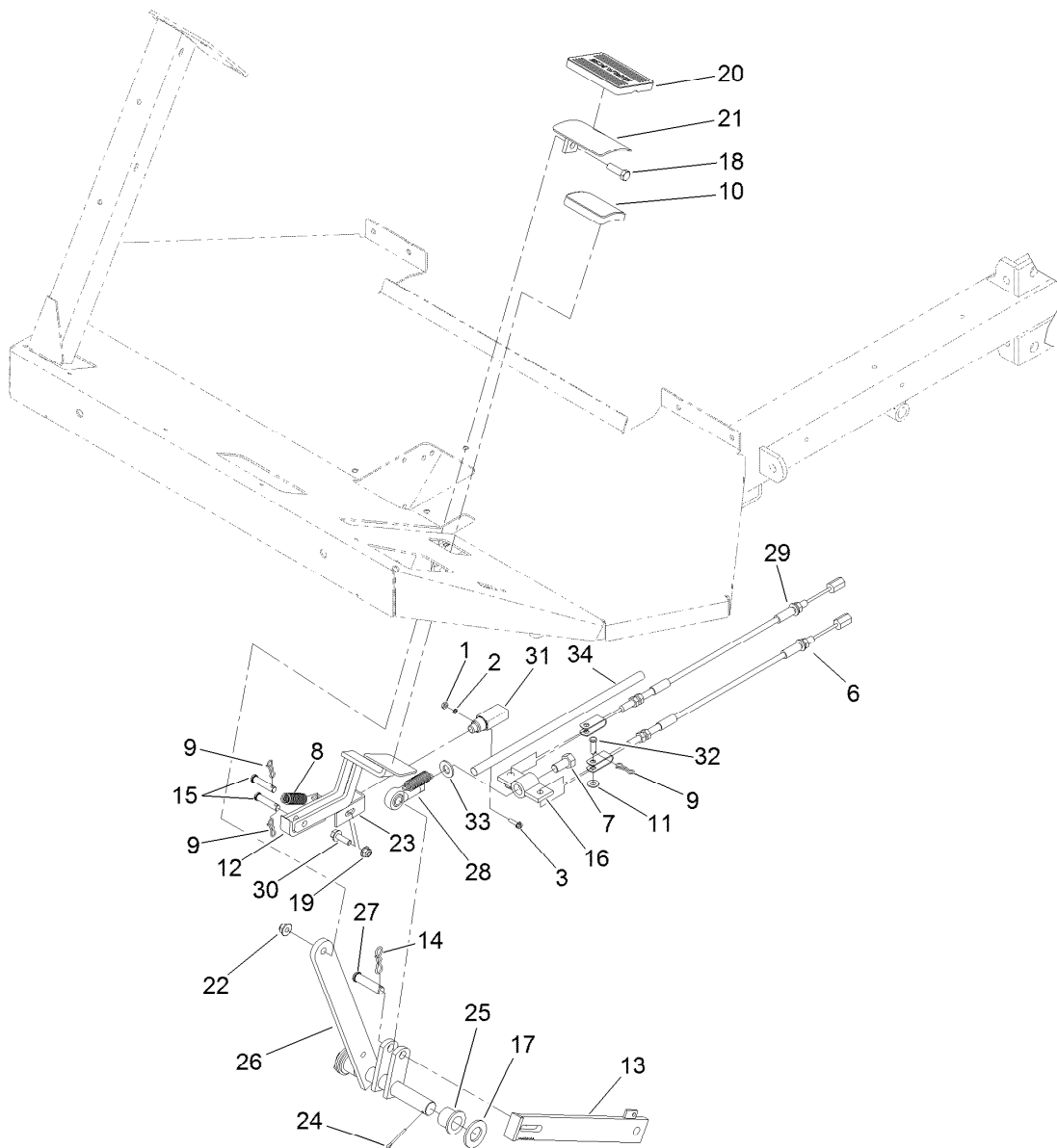
Seat, Fresh Water Tank and Roll-Over Protection System Assembly (continued)

<i>Ref.</i>	<i>Part Number</i>	<i>Qty.</i>	<i>Description</i>	<i>Ref.</i>	<i>Part Number</i>	<i>Qty.</i>	<i>Description</i>
37	104-8301	4	Nut-HF, NI	38	3234-1	4	Screw-HHF
				39	133-2797	1	Disc-Plunger



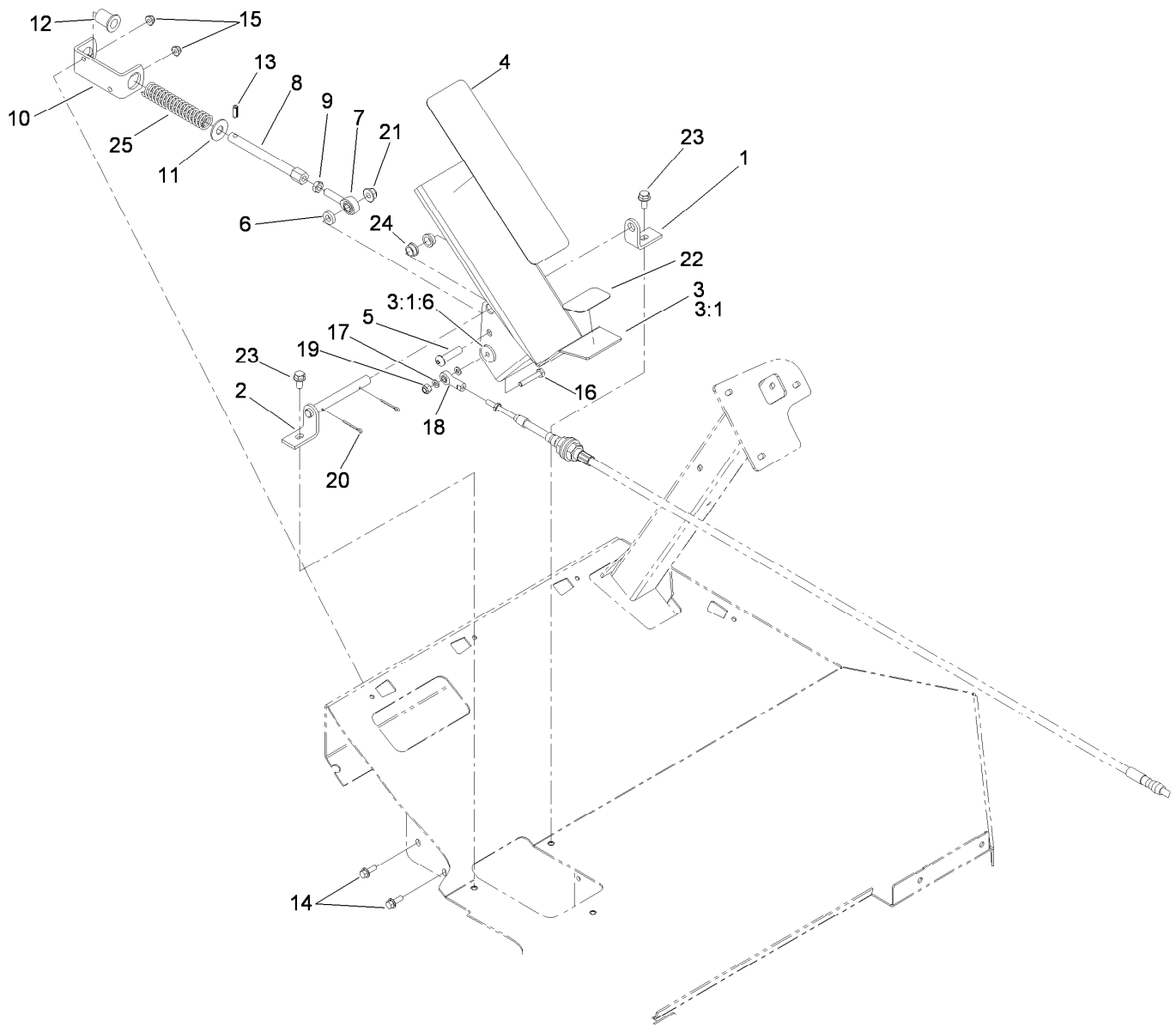
Control Console Assembly

Ref.	Part Number	Qty.	Description	Ref.	Part Number	Qty.	Description
1	132-5640-03	1	Frame-Console	19	3250-12	3	Screw-PPH
2	132-7615-03	1	Plate-Monitor	20	132-7695	1	Decal-Console
3	132-7610-03	1	Retainer-Monitor	21	100-8490	2	Switch-Rocker, On-None-On
4	125-5320	1	Infocenter	22	104-9007	1	Switch-Rocker
4:1	115-8884	4	Nut-Thumb	23	100-1535	2	Switch, (On)-Off-(On)
4:2	115-8885	4	Stud	24	95-8999	3	Switch
5	132-7668	4	Screw-PPH	25	119-0564	1	Control-Throttle
6	132-7617	1	Hood-Console	26	125-7996	1	Switch-Pb, Momentary
7	132-7611	1	Cover-LH	27	3290-321	2	Screw-HWH
8	132-7612	1	Cover-RH	28	3296-2	2	Nut-Lock, NI
9	132-5645-03	1	Panel-Arm	29	32144-70	4	Screw-HWHTF
10	131-9637	1	Armrest-Quick Find	30	104-8300	2	Nut-HF, NI
11	112-3306	1	Nut	31	131-8388	1	Socket-USB
12	3234-14	1	Screw-HHF	32	3256-4	3	Washer-Flat
13	132-7704-03	1	Retainer-Harness, Console	33	110-9380	3	Screw-HWH
15	237-141	2	Grommet-Rubber	34	132-7786	1	Decal-Quickfind
16	114-3321	1	Controller-Tec	35	114-5554	1	Decal-Center, Info
17	119-4012	12	Screw-HWHTF				
18	32144-85	2	Screw-HWH				



Brake Pedal Assembly

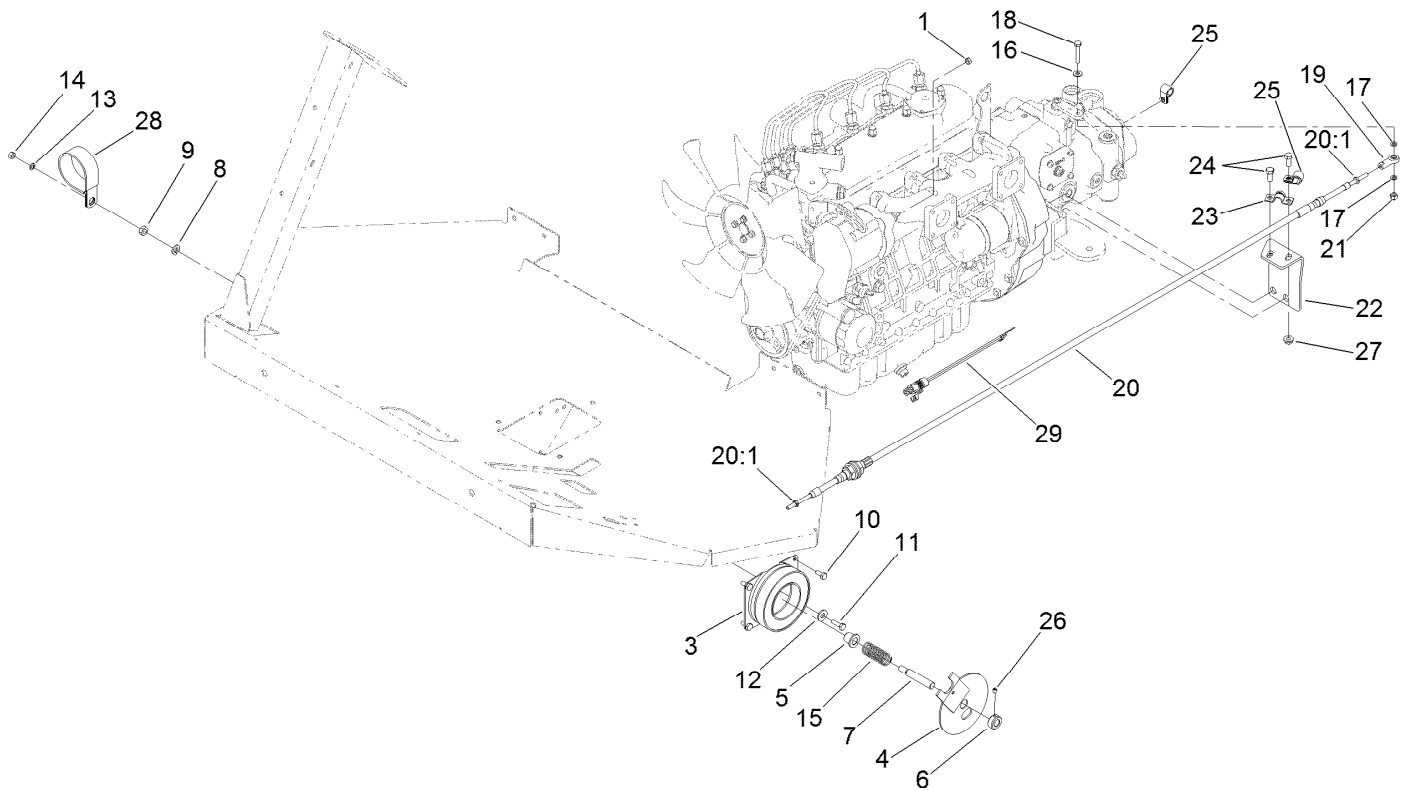
Ref.	Part Number	Qty.	Description	Ref.	Part Number	Qty.	Description
1	3217-26	2	Nut-Hex	19	104-8300	1	Nut-HF, NI
2	3253-17	2	Washer-Lock	20	7-3900	1	Pad-Brake
3	32105-13	2	Screw-HWH	21	100-8422-03	1	Bracket-Pedal
6	119-9364	1	Cable-Brake, LH	22	104-8301	1	Nut-HF, NI
7	3213-1	1	Screw-HH	23	93-6592-03	1	Bracket
8	92-0417	2	Spring-EXT	24	3272-12	2	Pin-Cotter
9	119-1415	4	Pin-Cotter, Locking	25	94-7164	2	Bearing
10	42719	1	Pad-Pedal	26	93-6589	1	Shaft-Brake
11	3256-23	2	Washer-Plain	27	42195	1	Pin-Clevis
12	93-6599-03	1	Catch	28	522087	1	Rod-End
13	93-6598-03	1	Strap-Brake	29	119-9365	1	Cable-Brake, RH
14	119-1416	1	Pin-Cotter, Locking	30	3234-17	1	Screw-HHF
15	283-15	2	Pin-Clevis	31	99-7407	1	Switch
16	93-6595	1	Equalizer-Brake	32	283-58	2	Pin-Clevis
17	3256-29	3	Washer-Flat	33	3256-26	1	Washer-Flat
18	323-7	1	Screw-HH	34	130-7176	1	Sleeve-Thermal, Wrap



Traction Pedal Assembly

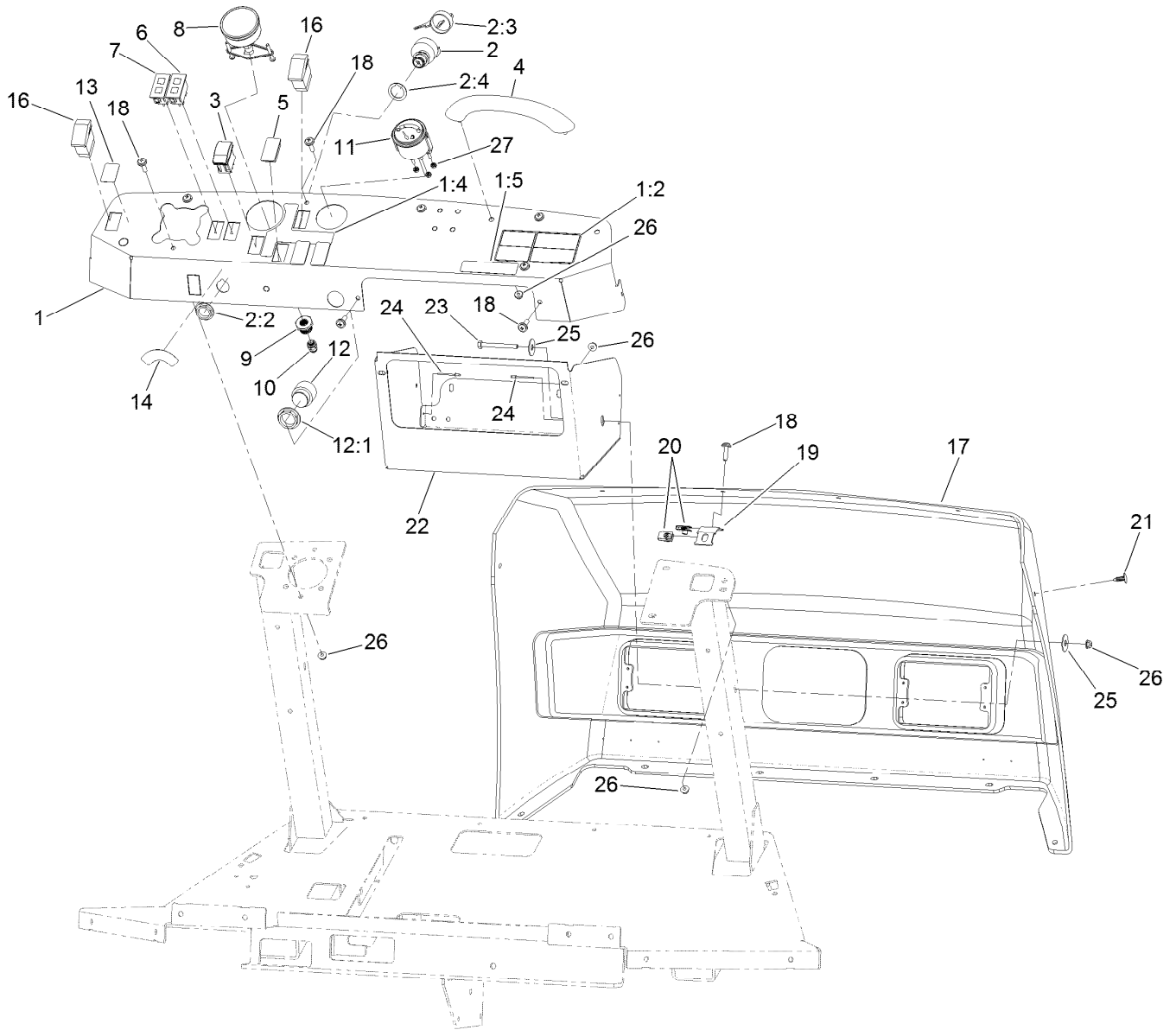
Ref.	Part Number	Qty.	Description	Ref.	Part Number	Qty.	Description
1	92-0450-03	1	Bracket-Pin	13	32121-11	1	Pin-Roll
2	92-0448	1	Pin-Pivot	14	3234-4	2	Screw-HHF
3	106-5247-03	1	Traction Pedal ASM	15	104-7201	2	Nut-HF
3:1		1	Pedal-Traction ●	16	321-9	1	Screw-HH
3:1:6	106-5248	1	Spacer	17	33093-00	2	Washer-Flat
4	71-0440	1	Abrasive-Pedal	18	2411-41	1	Rod End-Ball Joint
5	95-3857	1	Screw-HSBH	19	3296-42	1	Nut-Lock, NI
6	80-7730	1	Spacer	20	3272-7	2	Pin-Cotter
7	2411-36	1	Bearing-End, Rod	21	104-8301	1	Nut-HF, NI
8	92-7609	1	Shaft-Spring	22	71-0450	1	Abrasive-Pedal, Rear
9	3220-3	1	Nut-HJ	23	3234-14	2	Screw-HHF
10	92-7608-03	1	Bracket-Spring	24	256-156	2	Bushing-Flange
11	3256-5	1	Washer-Flat	25	84-9100	1	Spring
12	92-7610	1	Retainer-Spring				

● Not serviced separately



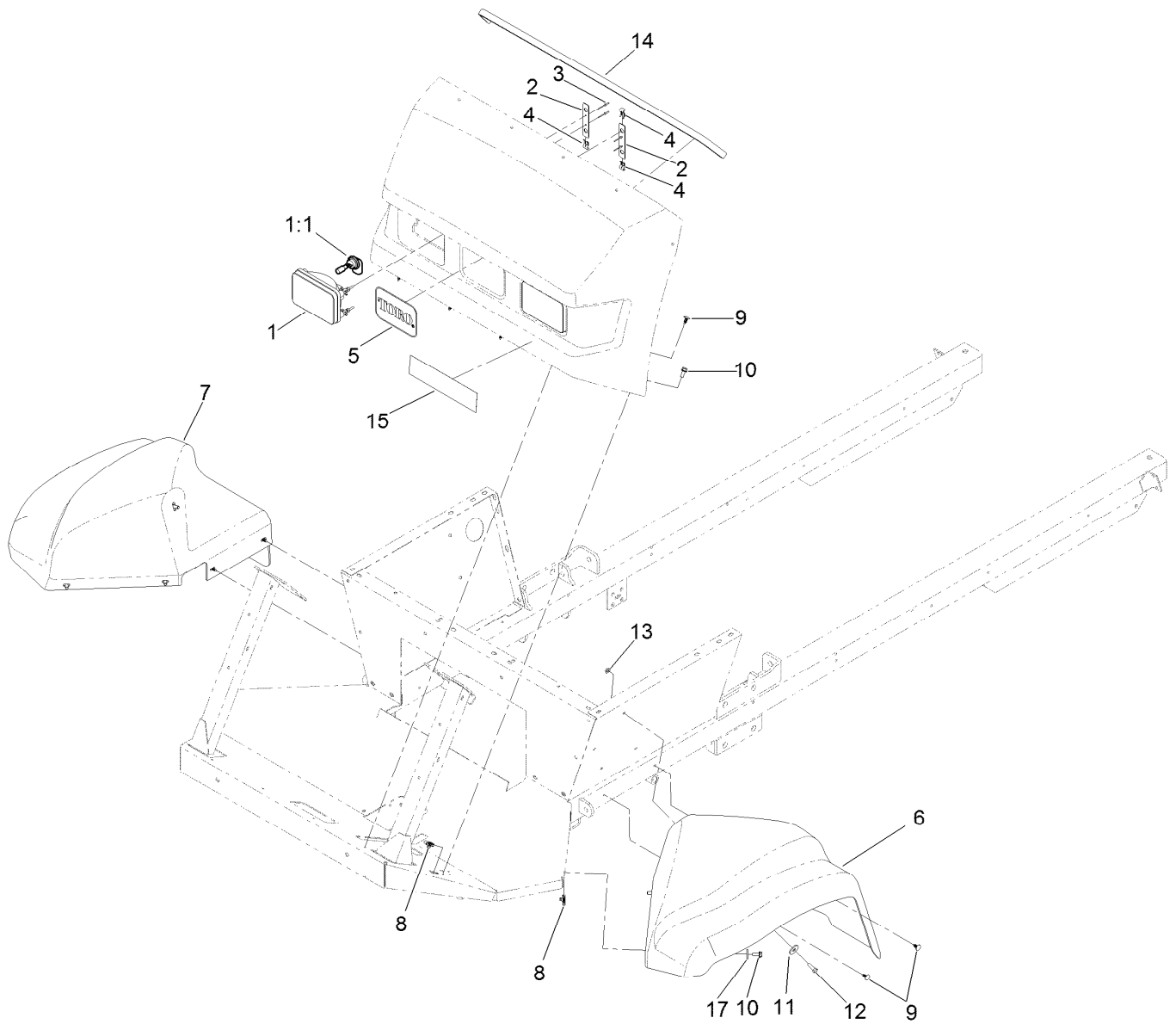
Throttle Assembly

<i>Ref.</i>	<i>Part Number</i>	<i>Qty.</i>	<i>Description</i>	<i>Ref.</i>	<i>Part Number</i>	<i>Qty.</i>	<i>Description</i>
1	33013-00	1	Nut-Hex	17	33093-00	2	Washer-Flat
3	42-1720	1	Core-Field, Coil	18	321-9	1	Screw-HH
4	43-6110-03	1	Plate-Clutch	19	2411-41	1	Rod End-Ball Joint
5	256-273	1	Bushing-Flange	20	106-5233	1	Cable-Traction
6	43-6320	1	Collar	20:1	3220-1	2	Nut-Jam
7	69-9170	1	Shaft-Cruise	21	3296-42	1	Nut-Lock, NI
8	3253-5	1	Washer-Lock	22	119-9359	1	Bracket-Cable, Rear
9	3217-7	1	Nut-Hex	23	93-2092	1	Clamp-Cable
10	321-3	3	Screw-HH	24	322-3	2	Screw-HH
11	321-5	1	Screw-HH	25	2412-93	2	Clamp-R
12	3256-3	1	Washer-Flat	26	3245-32	1	Screw-HSH
13	3253-3	4	Washer-Lock	27	32128-20	2	Nut-HF
14	3217-5	4	Nut-Hex	28	2412-102	1	Clamp-R
15	43-6200	1	Spring-Compression	29	99-3441	1	Harness-Wire, Fusible Link
16	3256-22	1	Washer-Flat				



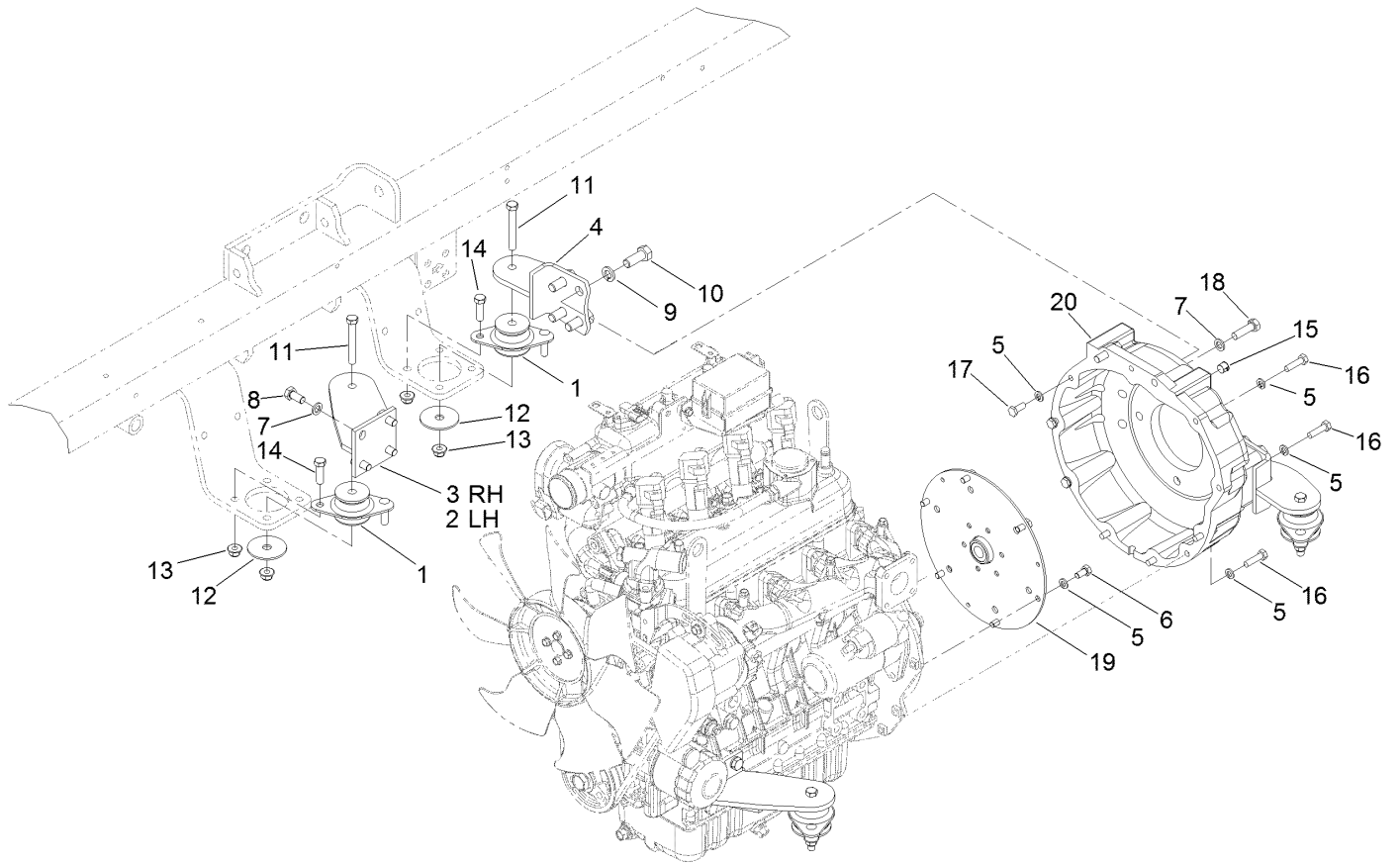
Dash Panel Assembly

Ref.	Part Number	Qty.	Description	Ref.	Part Number	Qty.	Description
1	132-7690	1	Dash Panel ASM	12	80-9330	1	Audio Alarm ASM
1:2	120-0624	1	Decal-Warning, Passenger	12:1	104-5107	1	Nut-Plastic, Knurled
1:4	132-7689	1	Decal-Switch	13	132-7708	1	Decal-Lights, Horn
1:5	117-2718	1	Decal-Arrester, Spark	14	119-6035	1	Decal-Ignition Switch
2	106-5269	1	Ignition Switch ASM	16	95-8999	2	Switch
2:2	108-8660	1	Nut-Mounting	17	117-0793	1	Hood
2:3	106-5270	1	Ignition Key Set	18	110-9361	12	Screw-PPH
2:4	108-8659	1	Washer-Backup	19	117-0735	4	Bracket-Hood
3	100-1535	1	Switch, (On)-Off-(On)	20	107069	8	Clip
4	117-4948	1	Handle-Grab	21	117-2382	2	Plug-Plastic
5	99-7420	3	Plug-Hole	22	136-0426-03	1	Compartment-Storage
6	120-6324	1	Cluster-Light, Incandescent	23	321-15	1	Screw-HH
7	100-8070	1	Lamp-Warning	24	3269-32	3	Rivet-Pop
8	120-8546	1	Gauge-Pressure	25	52-2860	2	Washer
9	100-8665	1	Reducer-Gauge, Pressure	26	104-7201	7	Nut-HF
10	100-8667	1	Coupler-Reducer	27	363-1483	3	Nut-Hex, K Lock
11	132-7614	1	Gauge-Fuel				



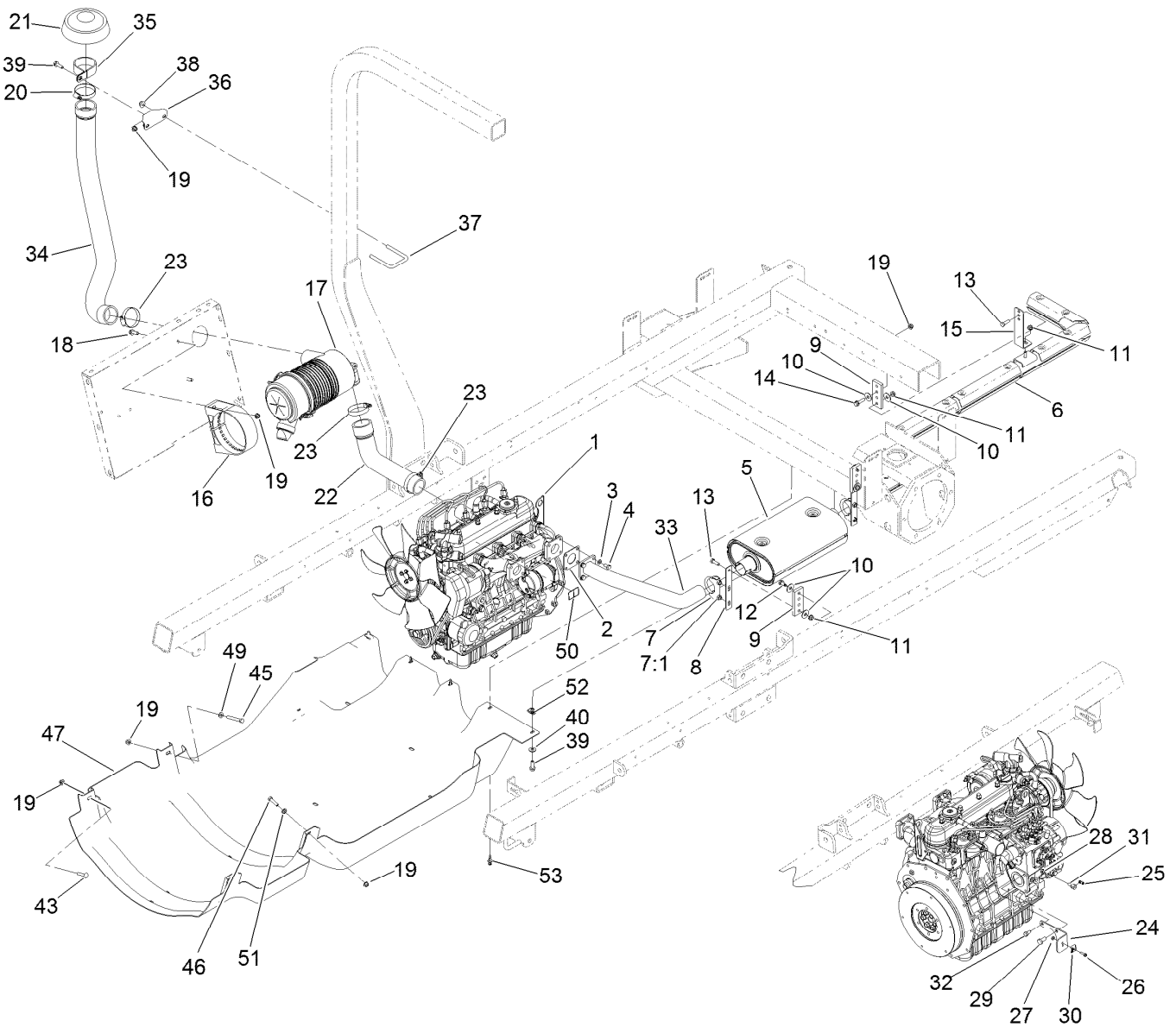
Hood and Fender Assembly

<i>Ref.</i>	<i>Part Number</i>	<i>Qty.</i>	<i>Description</i>	<i>Ref.</i>	<i>Part Number</i>	<i>Qty.</i>	<i>Description</i>
1	132-6703	2	Headlight ASM	9	117-2382	8	Plug-Plastic
1:1	115-2395	1	Bulb-Light	10	3234-47	6	Screw-HHF
2	117-5832	4	Bracket-Headlight	11	63-8410	2	Washer
3	3290-274	8	Rivet-Pop	12	322-5	2	Screw-HH
4	115-2408	6	Clip-Speed	13	32128-20	2	Nut-HF
5	62-5550	1	Decal	14	119-0504	1	Trim-Hood
6	119-0417	1	Fender	15	131-3308	1	Decal
7	119-0418	1	Fender	17	3256-82	4	Washer-Flat
8	94-2413	6	Nut-U				



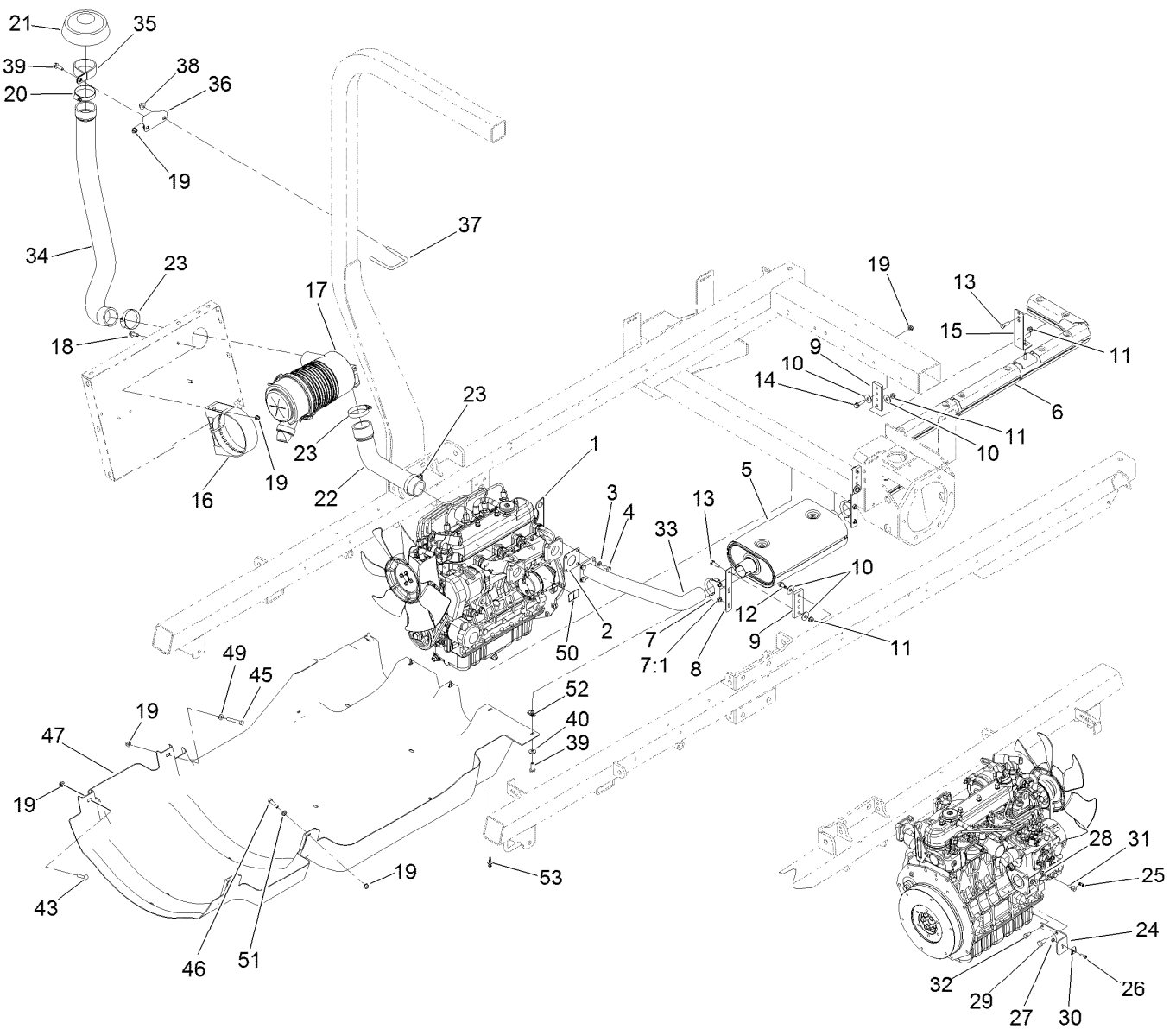
Engine Mounting and Bell Housing Assembly

<i>Ref.</i>	<i>Part Number</i>	<i>Qty.</i>	<i>Description</i>	<i>Ref.</i>	<i>Part Number</i>	<i>Qty.</i>	<i>Description</i>
1	131-1821	4	Mount-Engine	11	323-13	4	Screw-HH
2	117-0667-03	1	Bracket-LH	12	87-5100	4	Washer-Snubbing
3	117-0666-03	1	Bracket-RH	13	104-8301	12	Nut-HF, NI
4	117-0669-03	2	Bracket-Mount, Rear	14	323-7	8	Screw-HH
5	3253-4	15	Washer-Lock	15	119-6039	2	Plug-Plastic
6	99-5132	6	Bolt	16	33114-030	6	Screw-HH
7	48-9590	10	Washer-Lock	17	33114-020	3	Screw-HH
8	63-7790	8	Screw-Cap	18	56-2140	2	Screw-HH
9	3253-7	8	Washer-Lock	19	92-0285	1	Coupling ASM
10	325-5	8	Screw-HH	20	105-0100	1	Housing-Flywheel



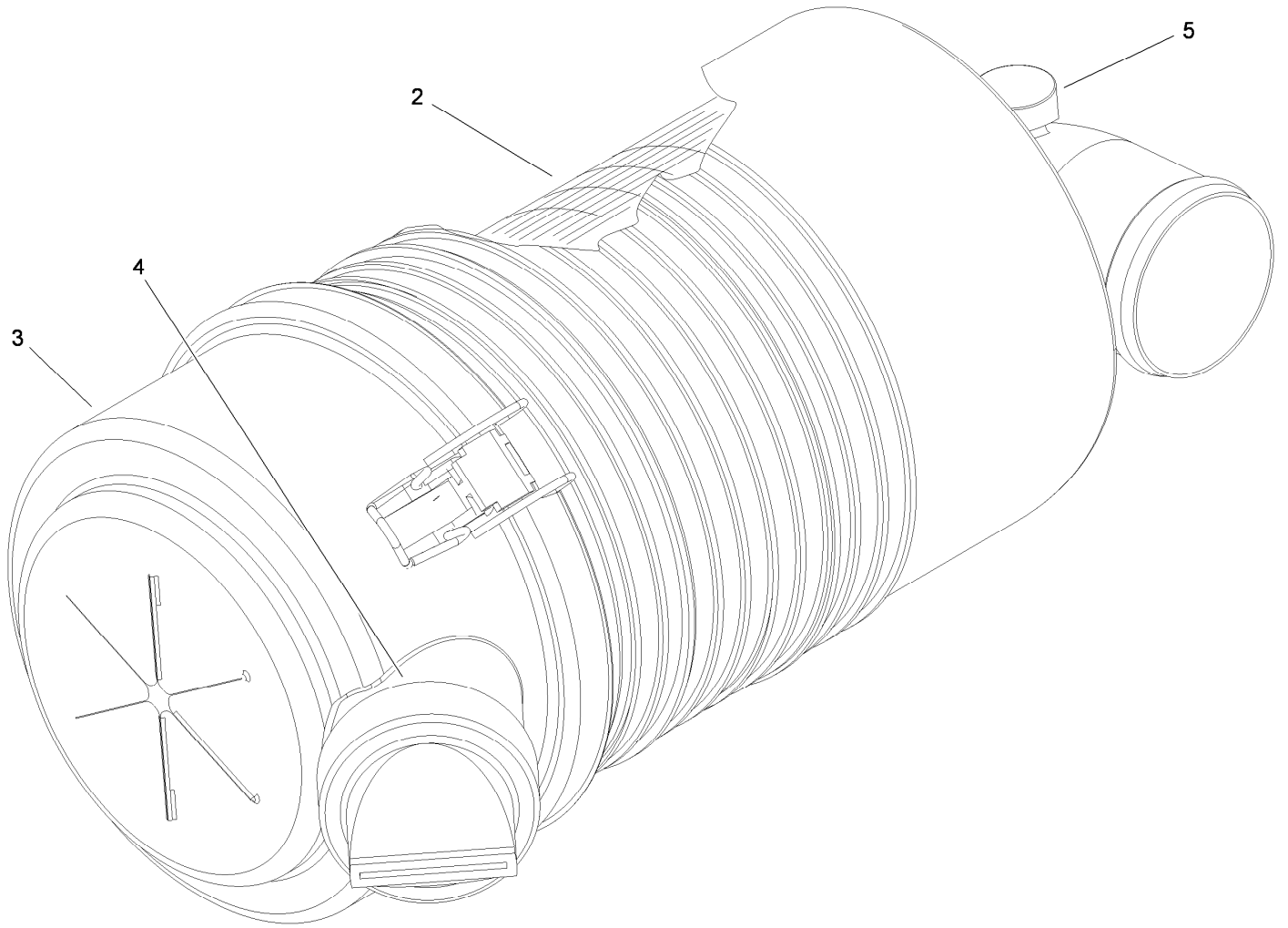
Engine, Exhaust and Air Cleaner Assembly

Ref.	Part Number	Qty.	Description	Ref.	Part Number	Qty.	Description
1	132-5205	1	Engine-Kubota, V1505	21	105-2539	1	Cap
2	99-8343	1	Gasket-Muffler	22	106-5241	1	Hose-Cleaner, Air
3	3253-4	4	Washer-Lock	23	2412-130	3	Clamp-Hose
4	33114-016	4	Screw-HH	24	110-9009-03	1	Bracket-Cable, Throttle
5	120-8536	1	Muffler	25	112-9919	1	Stop-Cable, Throttle
6	131-3333	1	Pipe-Tail	26	32105-13	1	Screw-HWH
7	2112-6	2	Clamp-Muffler	27	3296-2	1	Nut-Lock, NI
7:1	3218-2	2	Nut-Jam	28	3296-20	1	Nut-Lock, NI
8	119-0503	2	Hanger-Muffler	29	63-7790	1	Screw-Cap
9	117-0744	3	Hanger-Muffler	30	81-1690	1	Clamp-Cable
10	52-2860	6	Washer	31	98-9311	1	Swivel-Throttle
11	32128-25	4	Nut-HF	32	99-5132	1	Bolt
12	32104-32	2	Screw-HWH	33	117-7950	1	Manifold-Exhaust
13	322-5	3	Screw-HH	34	136-2267	1	Hose-Air Cleaner
14	119-4036	1	Screw-HHF	35	2412-102	1	Clamp-R
15	120-8557	1	Bracket-Hanger	36	131-3319-03	1	Bracket-Mount, Air Intake
16	98-4525	1	Bracket-Cleaner, Air	37	47-3460	1	U-Bolt
17	106-5277	1	Air Cleaner ASM	38	104-8301	2	Nut-HF, NI
18	3234-17	2	Screw-HHF	39	3234-29	3	Screw-HHF
19	104-8300	8	Nut-HF, NI	40	3256-3	2	Washer-Flat
20	2412-42	1	Clamp-Hose	43	33-5790	1	Bolt-CARR



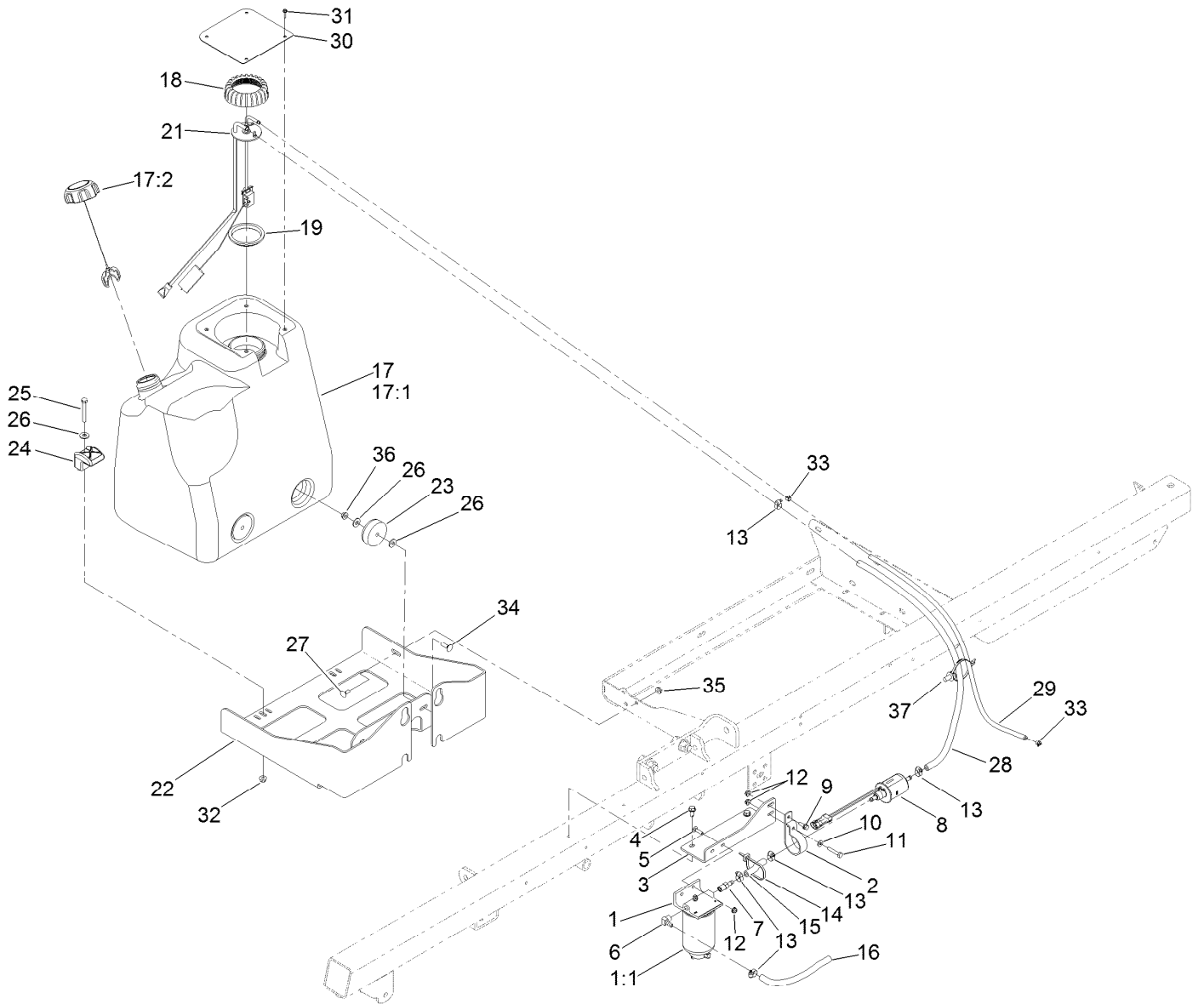
Engine, Exhaust and Air Cleaner Assembly (continued)

<i>Ref.</i>	<i>Part Number</i>	<i>Qty.</i>	<i>Description</i>	<i>Ref.</i>	<i>Part Number</i>	<i>Qty.</i>	<i>Description</i>
45	322-13	1	Screw-HH	50	106-5517	1	Decal-Warning
46	322-6	2	Screw-HH	51	32128-20	1	Nut-HF
47	130-7177	1	Shroud-Undercarriage	52	94-2413	2	Nut-U
49	3256-23	1	Washer-Plain	53	125-9622	3	Rivet-Blind



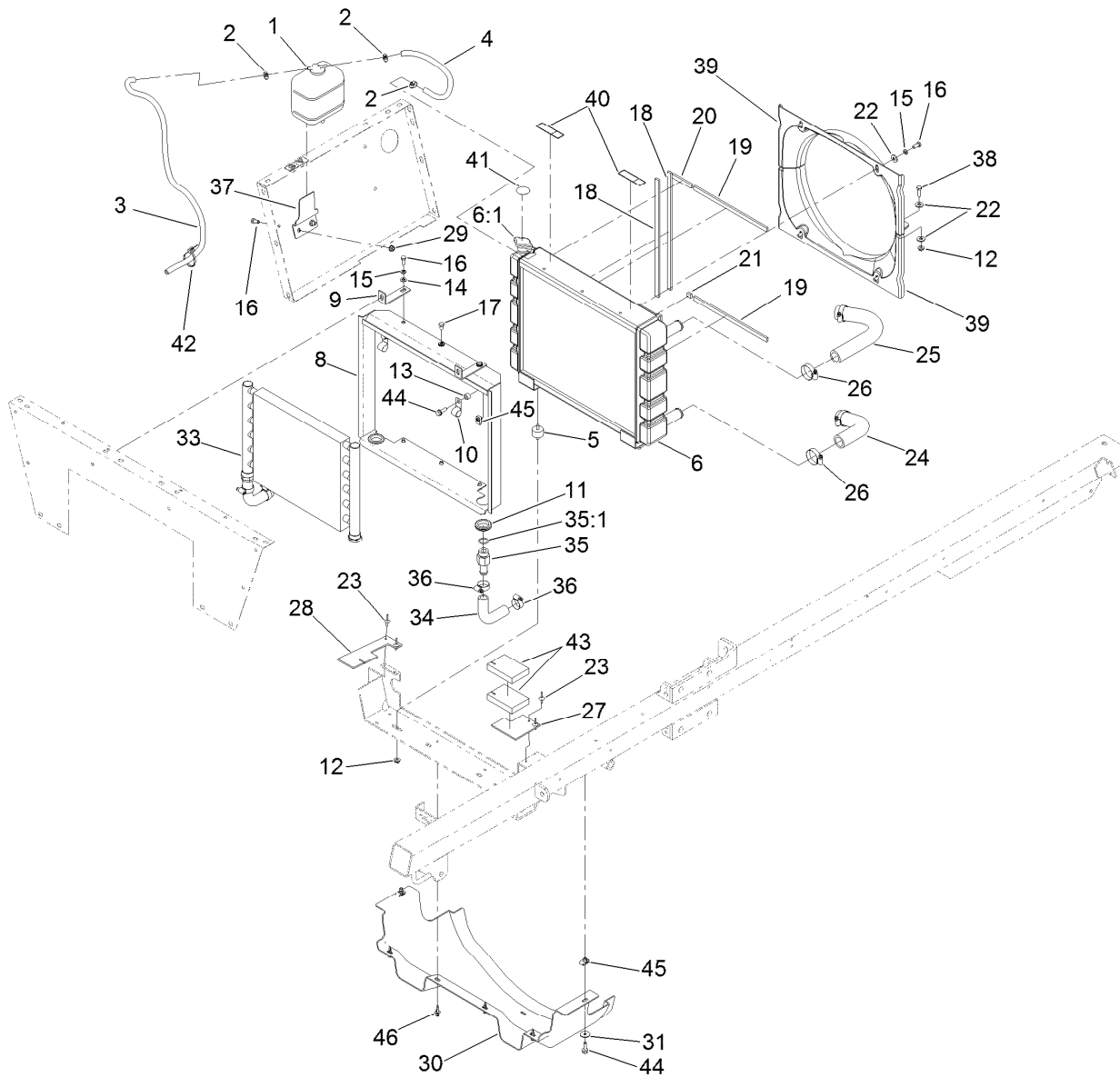
Air Cleaner Assembly No. 106-5277

<i>Ref.</i>	<i>Part Number</i>	<i>Qty.</i>	<i>Description</i>
2	108-3810	1	Filter-Air
3	98-9771	1	Cover ASM
4	87-9400	1	Valve-Vacuator
5	285-17	1	Plug-Pipe



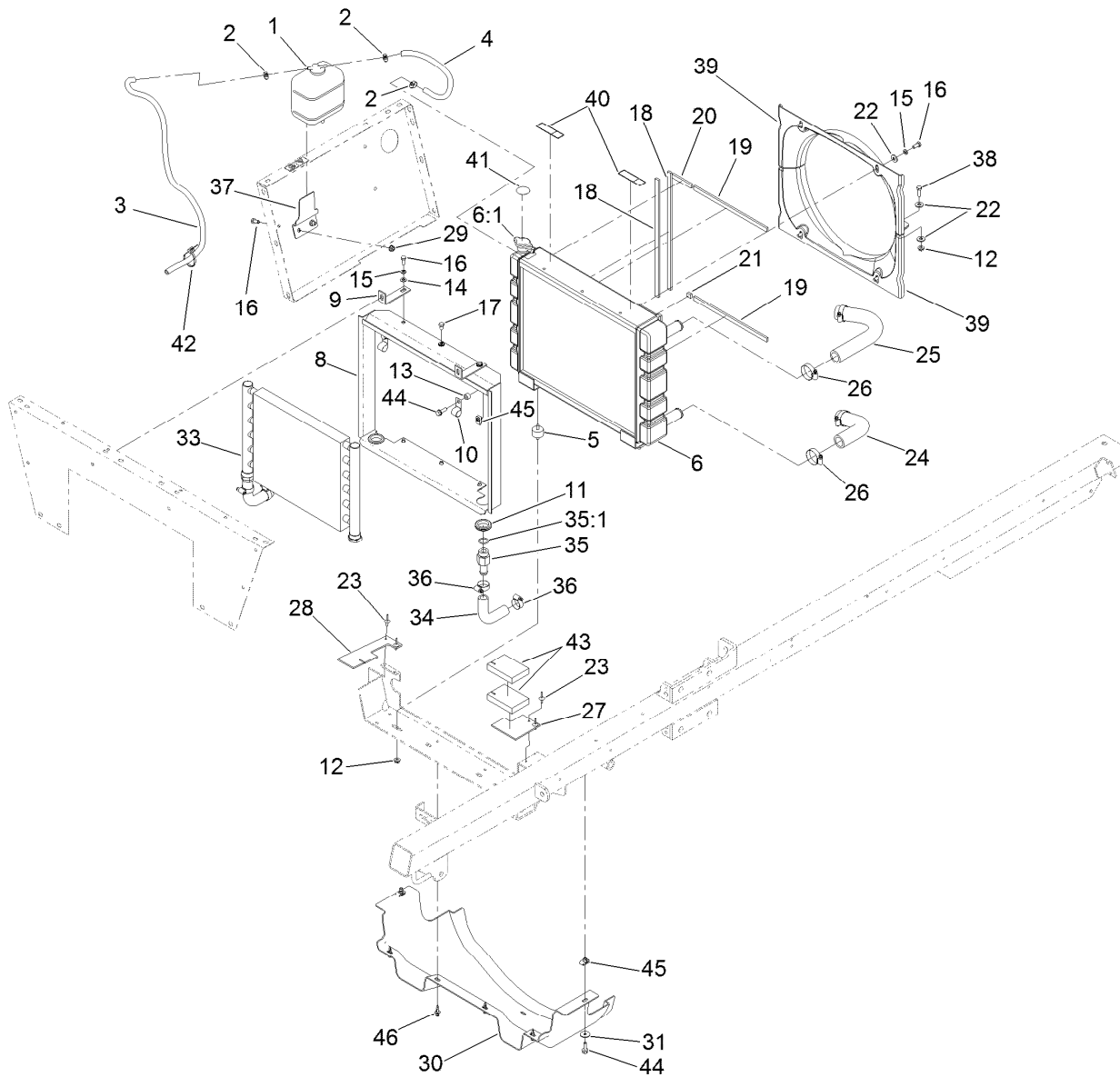
Fuel Tank Assembly

Ref.	Part Number	Qty.	Description	Ref.	Part Number	Qty.	Description
1	110-9044	1	Separator-Filter	18	115-2162	1	Cap-Pump, Fuel
1:1	110-9049	1	Filter-Spin On	19	115-2163	1	Gasket-Pump, Fuel
2	110-8817	1	Bracket-Pump, Fuel	21	132-7619	1	Sender-Fuel
3	130-7126-03	1	Plate-Fuel, Diesel	22	131-9550-03	1	Bracket-Tank, Fuel Tank
4	32104-32	2	Screw-HWH	23	108-1605	2	Bumper-Recess
5	3229-2	2	Screw-CARR	24	107-4543	2	Clamp
6	353-781	1	Fitting-Elb, 90	25	322-11	2	Screw-HH
7	353-783	1	Fitting-STR	26	3256-3	6	Washer-Flat
8	110-8806	1	Pump-Fuel	27	3230-1	1	Bolt-CARR
9	3234-4	1	Screw-HHF	28	110-6186	1	Hose-Fuel
10	3256-22	1	Washer-Flat	29	110-3254	1	Hose-Fuel
11	321-9	1	Screw-HH	30	127-8971-03	1	Cover-Tank, Fuel
12	104-7201	4	Nut-HF	31	98-1375	4	Screw-HWH
13	2412-108	5	Clamp-Worm	32	104-8300	2	Nut-HF, NI
14	3290-378	1	Tie-Cable	33	2412-80	2	Clamp-Hose
15	110-0462	1	Hose-Fuel	34	3230-2	2	Bolt-CARR
16	110-4107	1	Hose-Fuel	35	32128-20	1	Nut-HF
17	132-7692	1	Fuel Tank ASM	36	32128-25	2	Nut-HF
17:1	132-7691	1	Tank-Fuel	37	32180-031	1	Clip-Tree (W/Tie)
17:2	117-5894	1	Fuel Cap ASM				



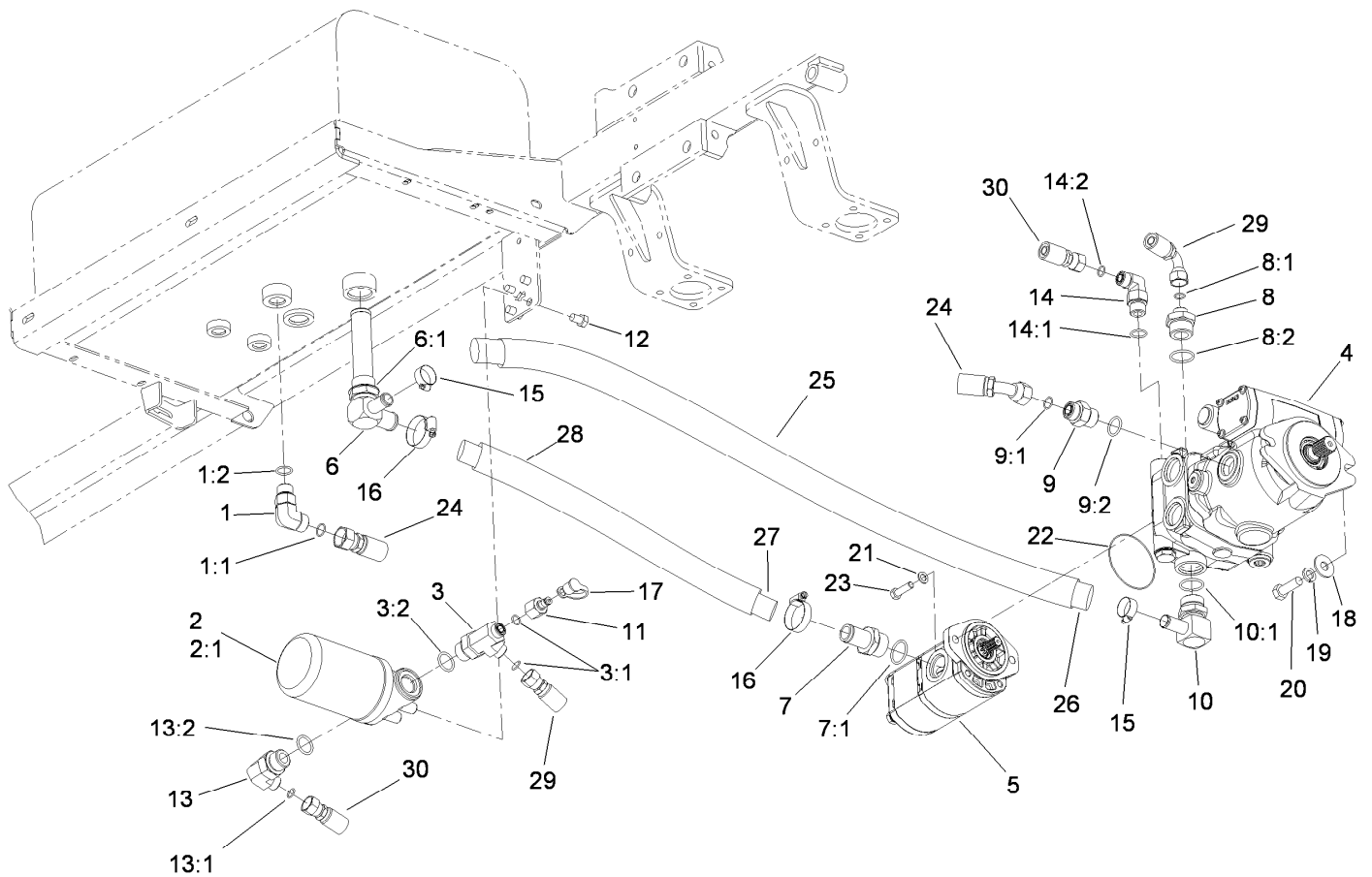
Radiator Assembly

Ref.	Part Number	Qty.	Description	Ref.	Part Number	Qty.	Description
1	108-0638	1	Bottle-Overflow	22	3256-56	8	Washer-Flat
2	2412-108	3	Clamp-Worm	23	3269-18	4	Rivet-Blind
3	109-0309	1	Hose-Fuel	24	119-4992	1	Hose-Radiator
4	106-1126	1	Hose-Fuel	25	106-5239	1	Hose-Radiator, Upper
5	62-5480	2	Isolater-Seat	26	2412-111	4	Clamp
6	106-5291	1	Radiator	27	136-2315	1	Baffle-Heat
6:1	114-9593	1	Cap-Radiator	28	119-5037	1	Baffle-Heat, RH
8	106-5180-03	1	Shroud-Radiator	29	104-8300	2	Nut-HF, NI
9	106-5185	2	Brace-Radiator	30	119-9393	1	Shield-Front Heat, Engine
10	2412-150	2	Clip-J	31	3256-82	2	Washer-Flat
11	240-3	2	Grommet-Rubber	33	94-7007	1	Cooler-Oil
12	32128-20	4	Nut-HF	34	125-5880	2	Hose-Cooler, Oil
13	98-4695	2	Spacer	35	112-7835	2	Fitting-Straight, Special
14	3256-23	6	Washer-Plain	35:1	237-81	1	O-Ring
15	3253-4	10	Washer-Lock	36	2412-129	4	Clamp-Hose
16	322-3	4	Screw-HH	37	130-7102-03	1	Bracket-Reservoir
17	322-1	4	Screw-HH	38	322-5	2	Screw-HH
18	107-8675	4	Seal-Foam	39	106-5290	2	Shroud-Fan
19	107-8676	2	Seal-Foam	40	120-0627	2	Decal-Warning
20	107-8677	2	Seal-Foam	41	106-6755	1	Decal-Cap, Radiator
21	107-8678	2	Seal-Foam	42	3290-378	1	Tie-Cable



Radiator Assembly (continued)

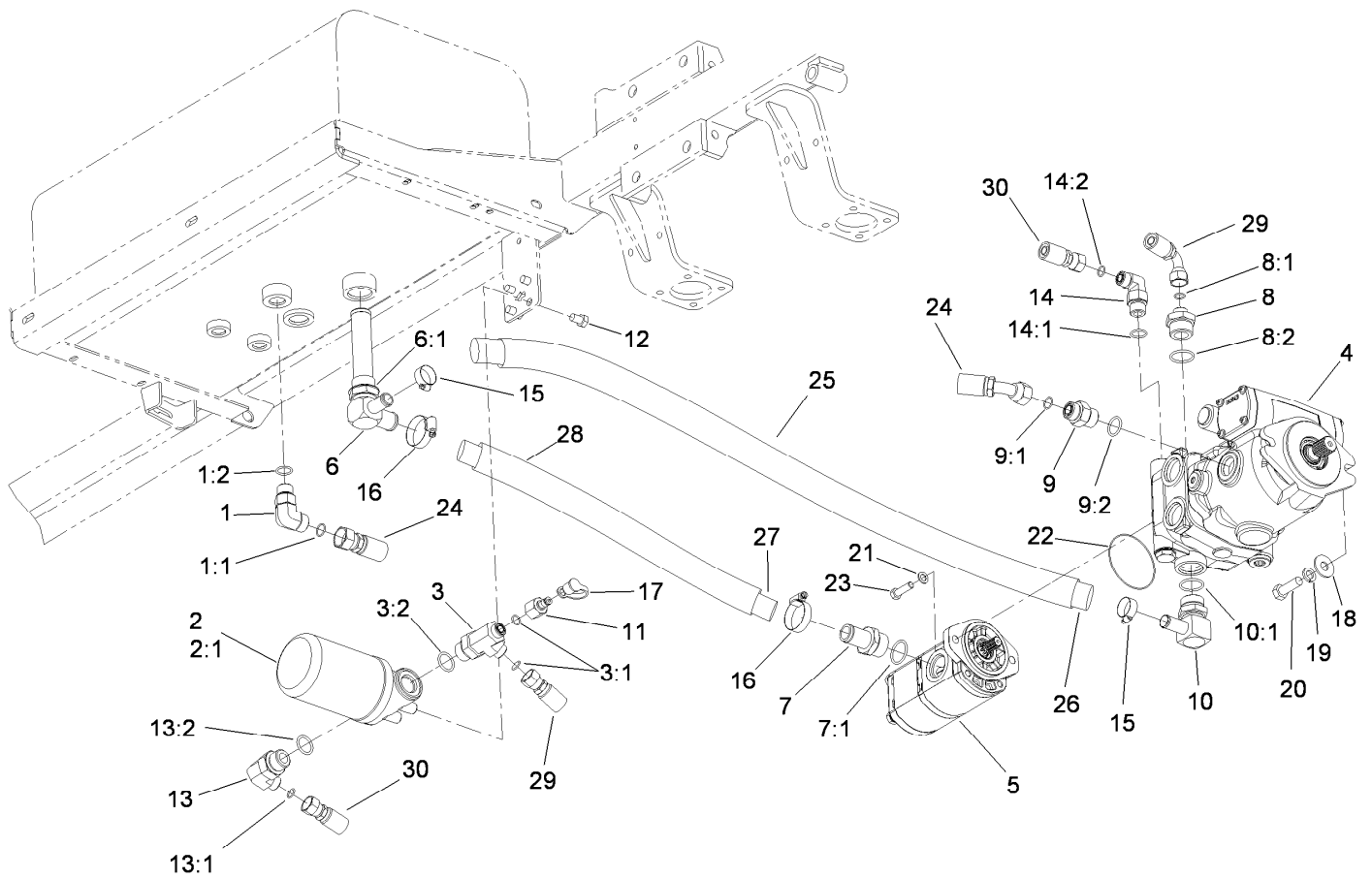
<i>Ref.</i>	<i>Part Number</i>	<i>Qty.</i>	<i>Description</i>	<i>Ref.</i>	<i>Part Number</i>	<i>Qty.</i>	<i>Description</i>
43	136-2316	2	Baffle-Foam	45	94-2413	4	Nut-U
44	3234-29	4	Screw-HHF	46	125-9622	4	Rivet-Blind



Hydraulic Pump and Filter Assembly

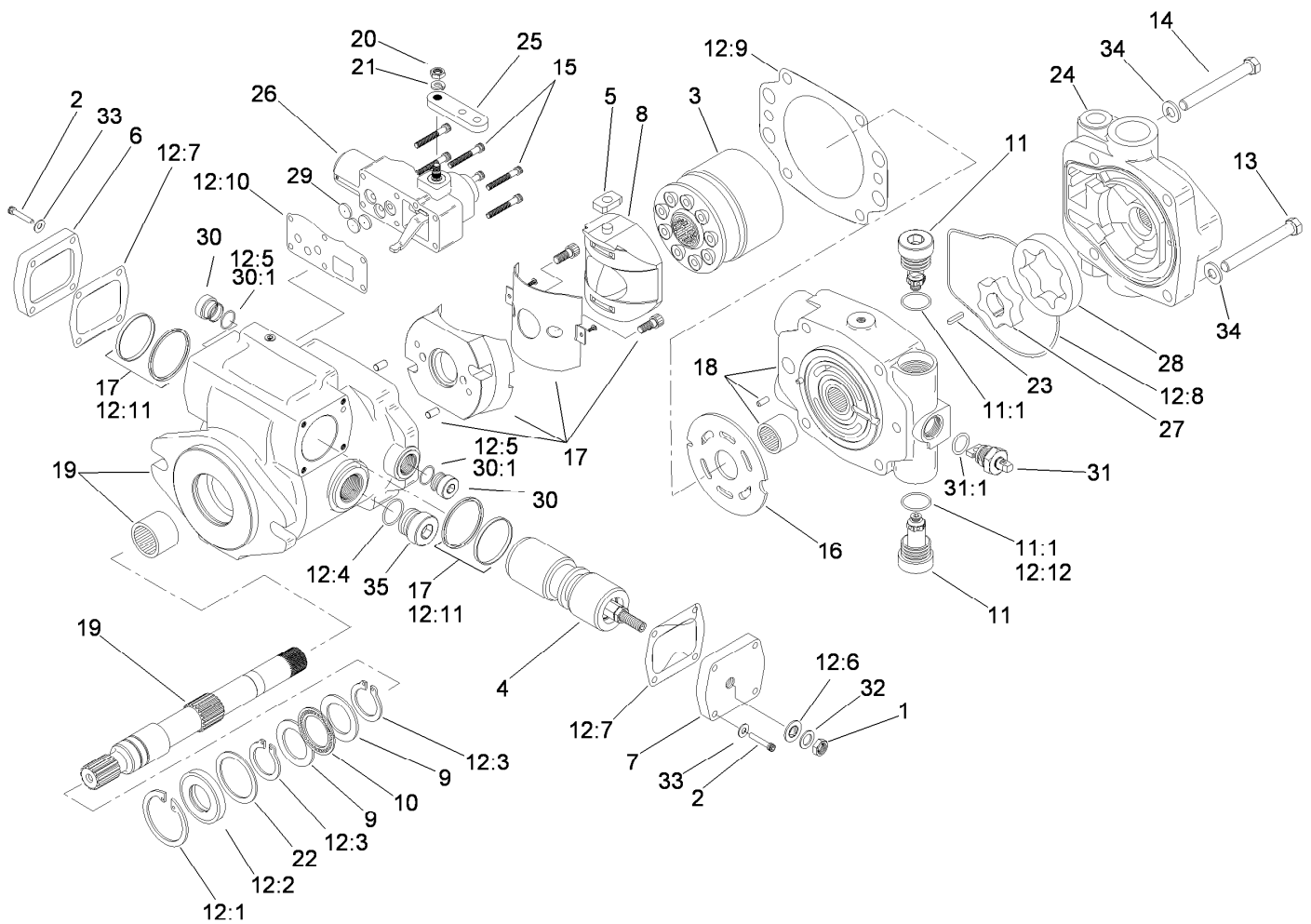
Ref.	Part Number	Qty.	Description
1	340-17	1	Fitting-Elbow, 90 DEG
1:1	237-65	1	O-Ring
1:2	237-80	1	O-Ring
2	93-2242	1	Filter-Oil
2:1	75-1310	1	Filter-HYD
3	117-0676	1	Fitting-Tee
3:1	237-30	2	O-Ring
3:2	237-81	1	O-Ring
4	117-0685	1	Piston Pump ASM
5	119-5038	1	Tandem Pump ASM
6	117-0684	1	Strainer-Tee
6:1	237-146	1	O-Ring
7	354-78	1	Fitting-STR
7:1	237-146	1	O-Ring
8	104-9178	1	Fitting-STR
8:1	237-30	1	O-Ring
8:2	237-146	1	O-Ring
9	340-8	1	Fitting-Straight
9:1	237-65	1	O-Ring
9:2	237-81	1	O-Ring
10	98-0971	1	Fitting-Elbow, 90

Ref.	Part Number	Qty.	Description
10:1	237-117	1	O-Ring
11	100-5616	1	Fitting
12	33115-016	4	Screw-HH
13	340-131	1	Fitting-HYD, 90 DEG
13:1	237-30	1	O-Ring
13:2	237-81	1	O-Ring
14	340-105	1	Fitting-Elbow, 90 DEG
14:1	237-80	1	O-Ring
14:2	237-30	1	O-Ring
15	2412-129	2	Clamp-Hose
16	2412-111	2	Clamp
17	354-79	1	Cap-Dust
18	3256-6	2	Washer-Flat
19	3253-7	2	Washer-Lock
20	325-6	2	Screw-HH
21	60-3540	2	Washer
22	60-3520	1	O-Ring
23	3274-1	2	Screw-HSH
24	112-2561	1	Hose-HYD
25	94-3688	1	Sleeve-Protective
26	119-5045	1	Hose-Suction



Hydraulic Pump and Filter Assembly (continued)

<i>Ref.</i>	<i>Part Number</i>	<i>Qty.</i>	<i>Description</i>	<i>Ref.</i>	<i>Part Number</i>	<i>Qty.</i>	<i>Description</i>
27	117-0681	1	Hose ASM	29	117-0686	1	Hose-HYD
28	107-3589	1	Sleeve-Hose	30	117-0729	1	Hose ASM

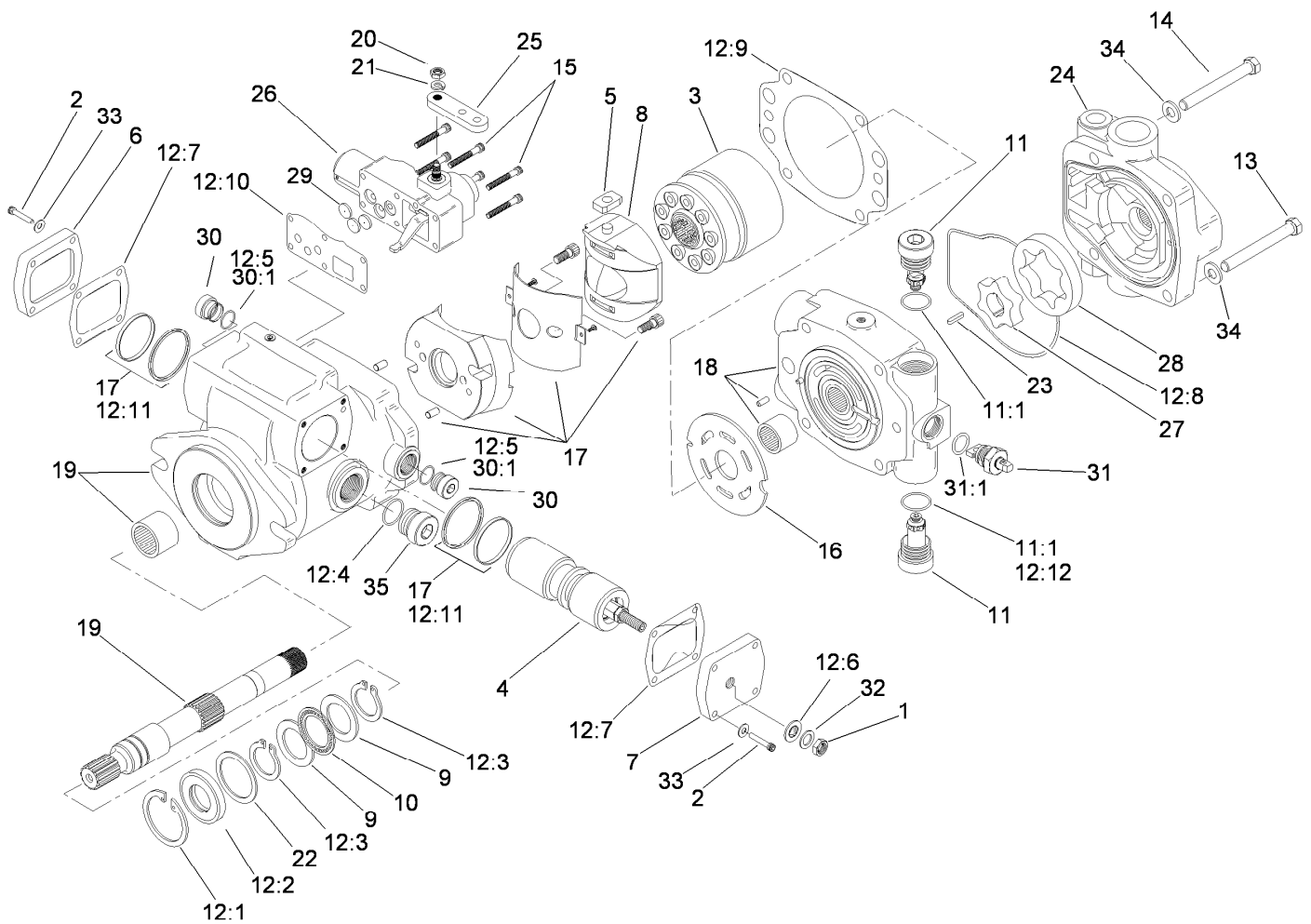


Piston Pump Assembly No. 117-0685

Ref.	Part Number	Qty.	Description	Ref.	Part Number	Qty.	Description
1	3220-3	1	Nut-HJ	12:6	94-3027	1	Washer-Seal
2	93-6337	8	Screw	12:7	93-6339	2	Gasket
3	99-8701	1	Rotating Kit	12:8	105-2905	1	O-Ring ●
4	105-2856	1	Piston-Servo	12:9	105-2900	1	Gasket-Housing
5	94-3032	1	Follower-Piston	12:10	105-2901	1	Gasket-Housing, Control
6	94-3033	1	Plate-Cover	12:11		2	Seal ASM ■
7	105-9853	1	Plate-Cover	12:12	74-9380	1	O-Ring ●
8	94-3026	1	Camplate ASM	13	323-15	2	Screw-HH
9	76-6950	2	Race-Thrust	14	323-16	2	Screw-HH
10	76-6960	1	Bearing-Thrust	15	93-6324	6	Screw
11	105-2858	2	Valve-Relief	16	99-8704	1	Plate-Valve
11:1		1	O-Ring ■	17		1	Housing ■
12	107-1561	1	Seal Kit ●	18	105-2904	1	Backplate
12:1	60-6260	1	Ring	19	93-6344	1	Driveshaft
12:2	105-3331	1	Seal-Shaft	20	3217-5	1	Nut-Hex
12:3	76-7000	2	Ring-Retaining	21	3253-3	1	Washer-Lock
12:4		2	O-Ring ■	22	60-6240	1	Washer
12:5	93-6314	2	O-Ring ●	23	93-6375	1	Key

● Not illustrated

■ Not serviced separately

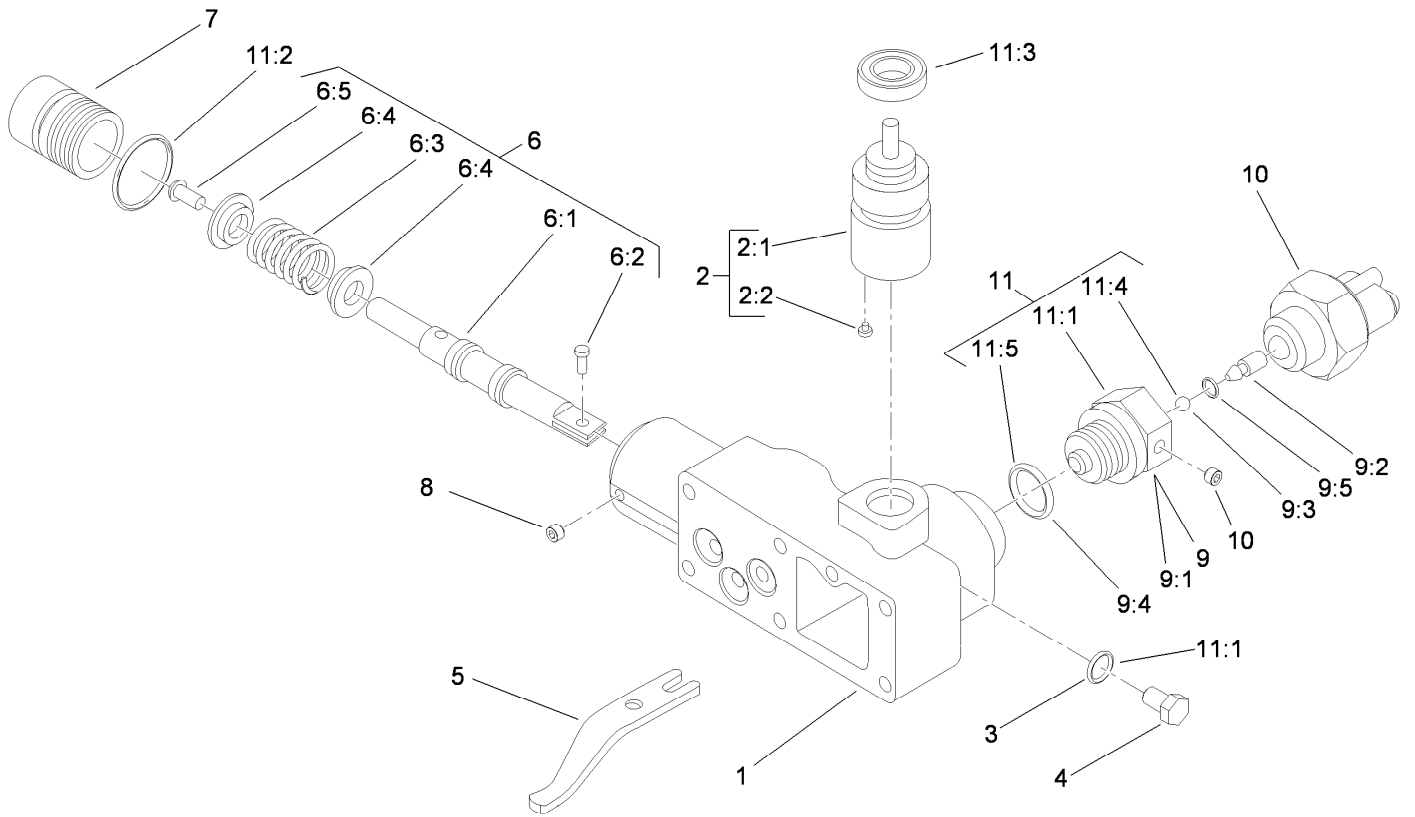


Piston Pump Assembly No. 117-0685 (continued)

Ref.	Part Number	Qty.	Description	Ref.	Part Number	Qty.	Description
24	95-2110	1	Adaptor	30:1		1	O-Ring ■
25	105-2862	1	Arm-Control	31	105-2913	1	Valve-Bypass
26	115-4446	1	Control-Servo, Manual	31:1		1	O-Ring ■
27	93-6365	1	Geroter-Inner	32	94-3030	1	Washer
28	93-6364	1	Geroter-Outer	33	93-6336	8	Washer
29	94-3041	3	Orifice-Control (.028 DIA)	34	3256-24	4	Washer-Flat
30	74-9280	2	Plug ASM	35		1	Plug ASM ■

● Not illustrated

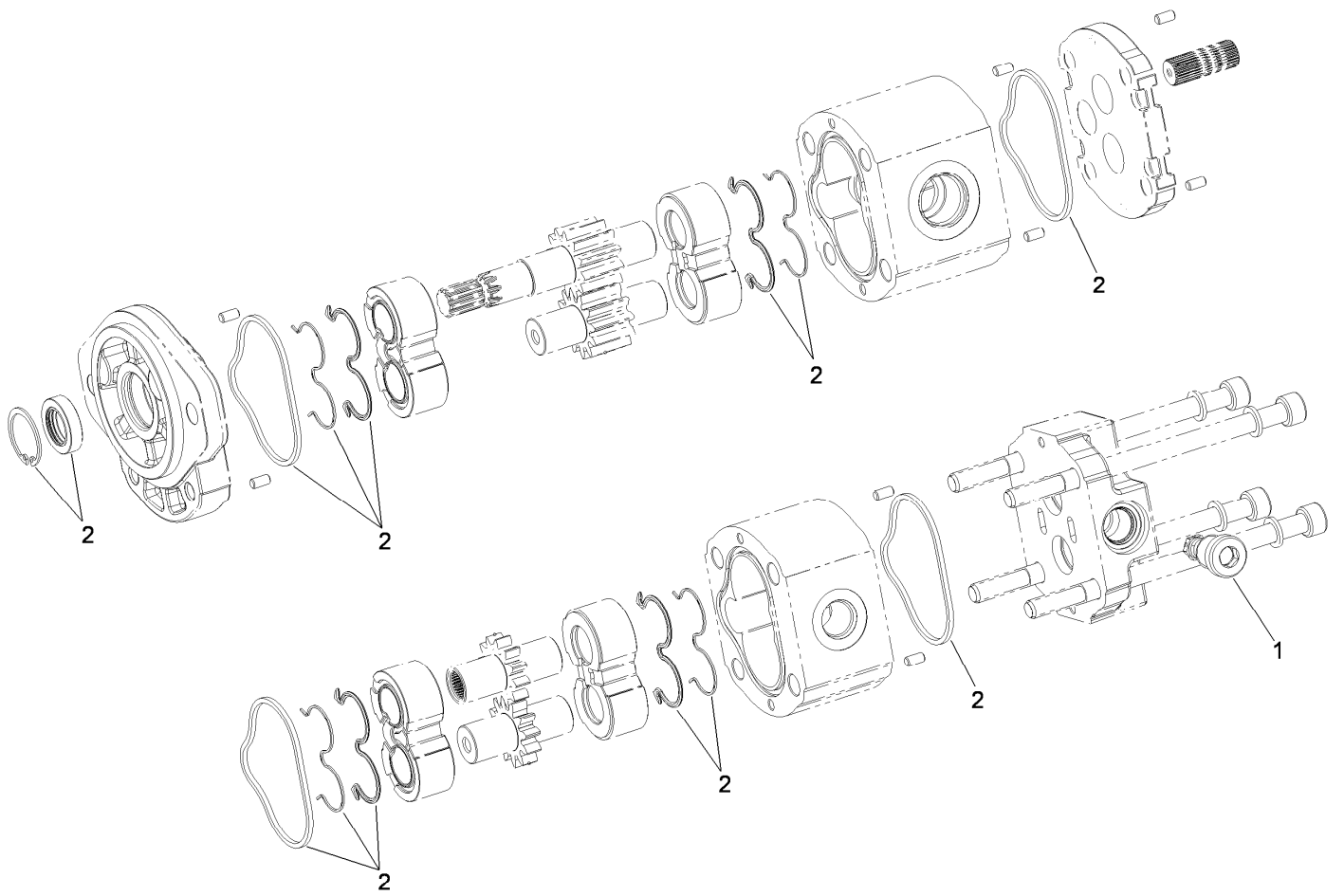
■ Not serviced separately



Control Assembly No. 115-4446

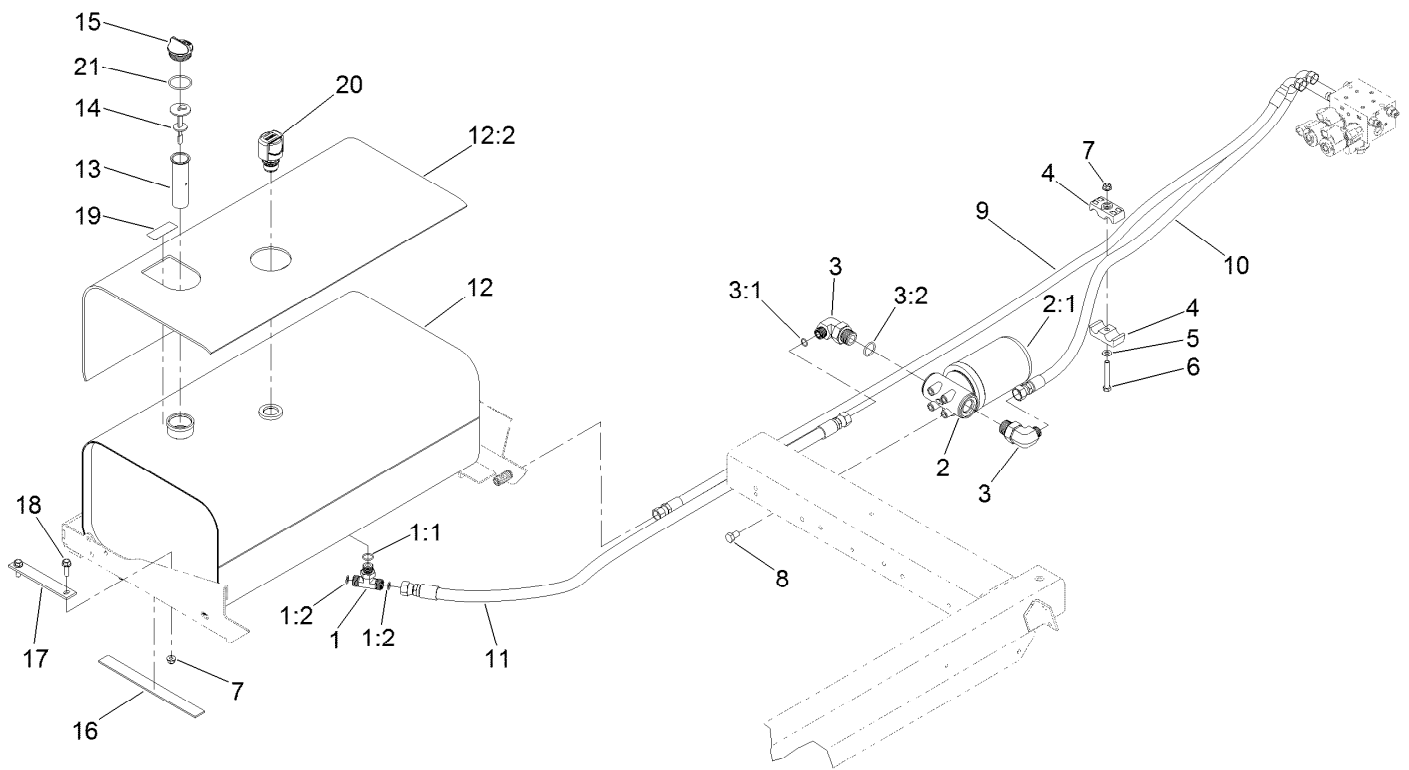
Ref.	Part Number	Qty.	Description	Ref.	Part Number	Qty.	Description
1		1	Housing-Control ●	8		2	Screw-Set ●
2	108-7099	1	Input Control Shaft ASM	9	108-8003	1	Adaptor ASM
2:1		1	Shaft ●	9:1		1	Adaptor-Lockout, Neutral ●
2:2		1	Pin ●	9:2		1	Pin ●
3		1	O-Ring ●	9:3		1	Ball ●
4		1	Plug ●	9:4		1	O-Ring ●
5		1	Link-Feedback ●	9:5		1	O-Ring ●
6	108-7098	1	Valve Spool ASM	10	115-3795	1	Switch-Neutral
6:1		1	Valve-Spool ●	11	94-3044	1	Seal Kit
6:2		1	Pin-Dowel ●	11:1	117-8979	1	Seal-Shaft
6:3		1	Spring ●	11:2	105-2901	1	Gasket-Housing, Control
6:4		2	Retainer ●	11:3		1	O-Ring ●
6:5		1	Screw ●	11:4		1	O-Ring ●
7		1	Plug ●	11:5		1	Seal-Wiper ●

● Not serviced separately



Tandem Pump Assembly No. 119-5038

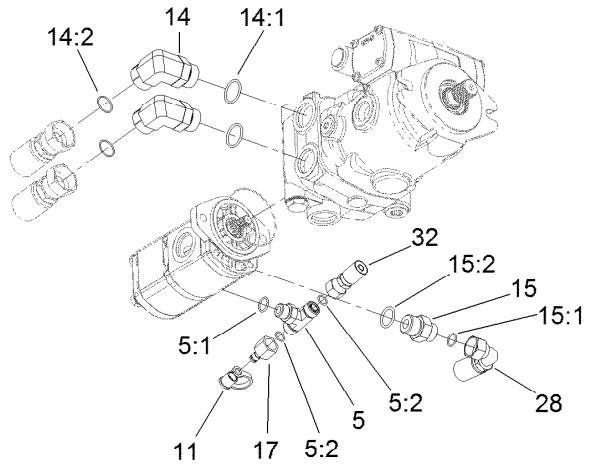
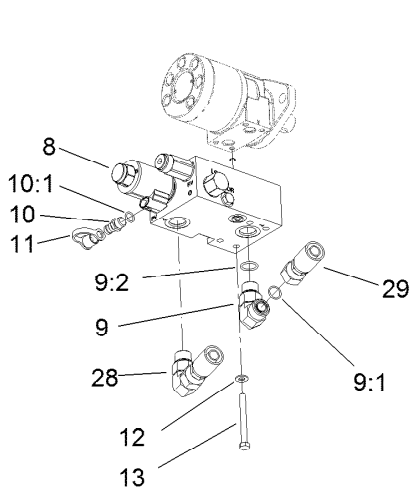
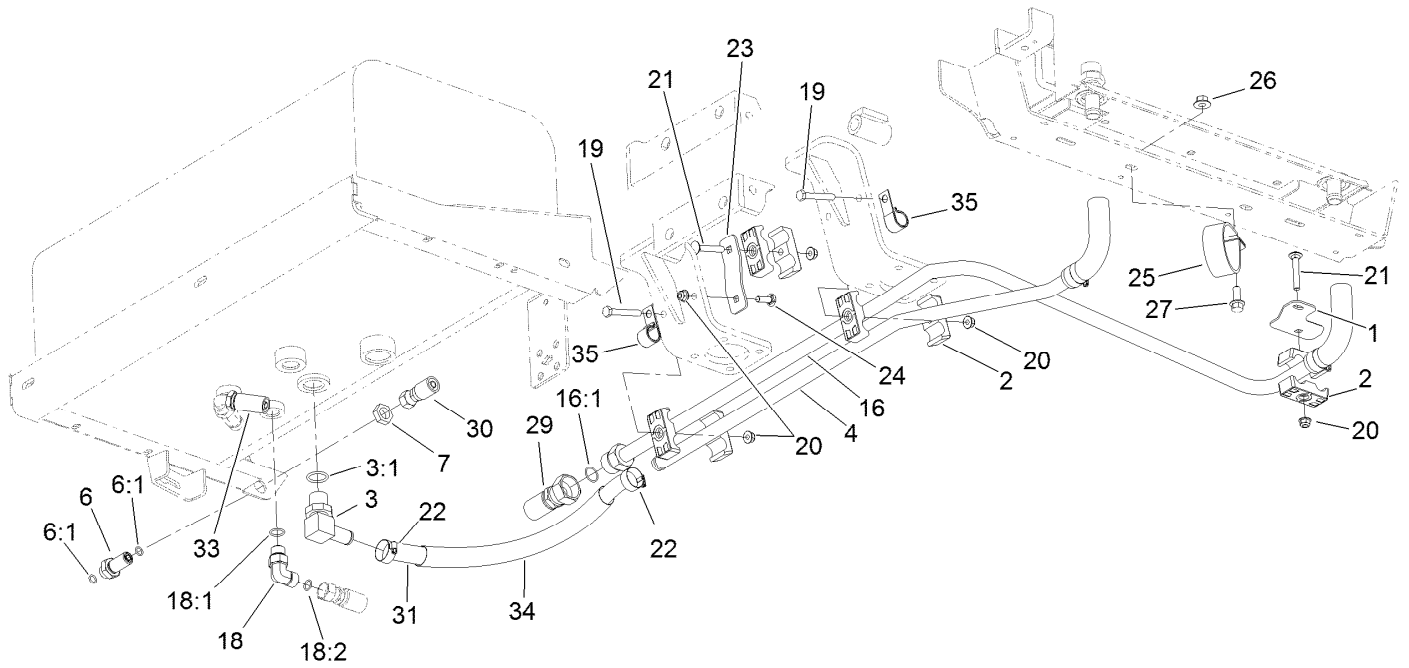
<i>Ref.</i>	<i>Part Number</i>	<i>Qty.</i>	<i>Description</i>
1	120-5156	1	Valve-Relief
2	120-5155	1	Seal Kit



Hydraulic Tank Assembly

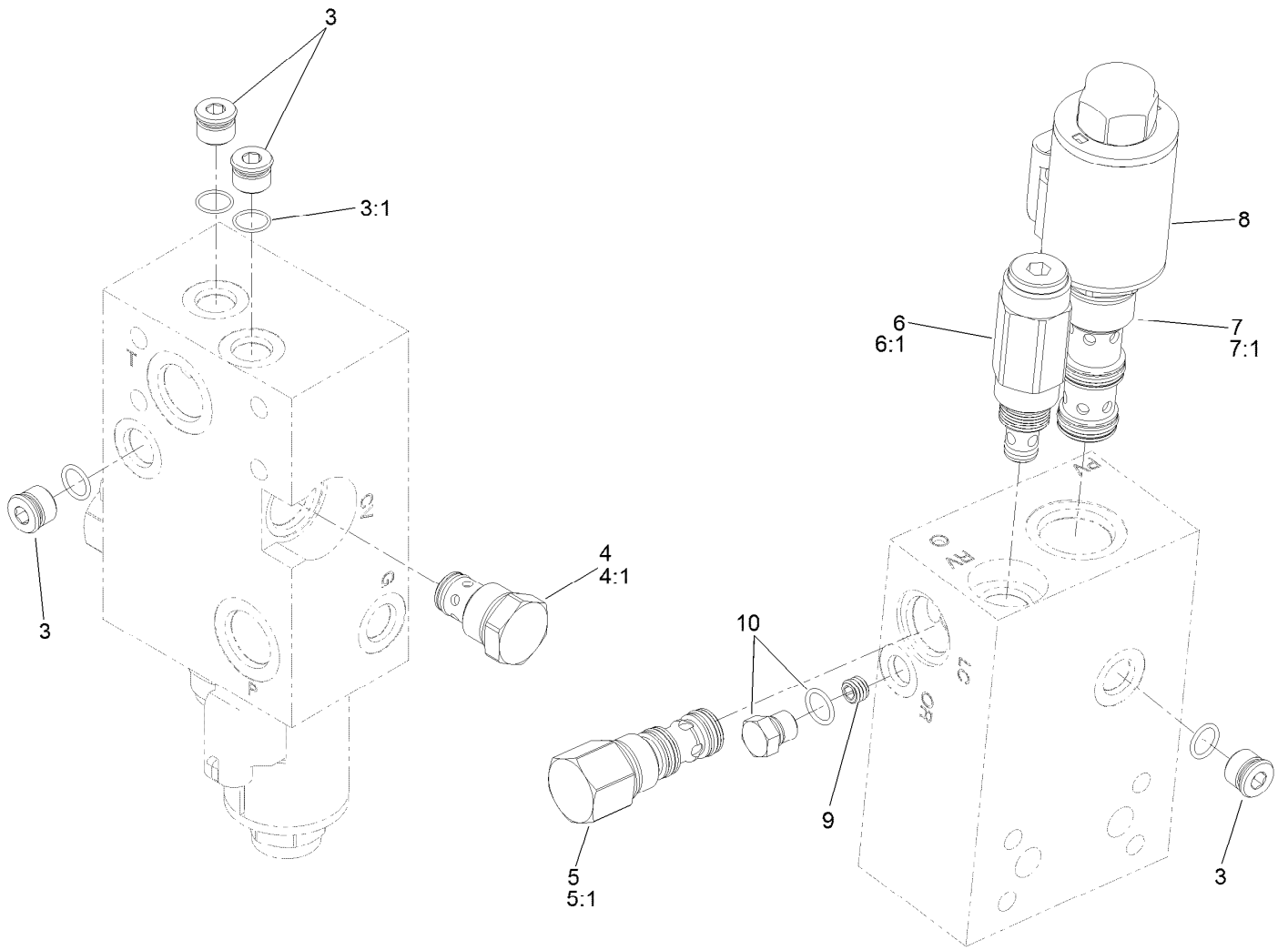
<i>Ref.</i>	<i>Part Number</i>	<i>Qty.</i>	<i>Description</i>	<i>Ref.</i>	<i>Part Number</i>	<i>Qty.</i>	<i>Description</i>
1	340-157	1	Fitting-HYD, Tee	10	119-0587	1	HYD Hose ASM
1:1	237-79	1	O-Ring	11	106-3672	1	HYD Hose ASM
1:2	237-30	2	O-Ring	12	131-5799	1	Hydraulic Tank ASM
2	93-2242	1	Filter-Oil	12:2	131-5787	1	Cover-Tank, Hydraulic
2:1	75-1310	1	Filter-HYD	13	92-1705	1	Filter-Screen
3	340-131	2	Fitting-HYD, 90 DEG	14	105-2812	1	Dipstick
3:1	237-30	1	O-Ring	15	93-7498	1	Plug-Plastic
3:2	237-81	1	O-Ring	16	41995	2	Strip-Armaflex
4	94-8105	2	Clamp-Tube	17	94-7068-03	2	Strap-Hold Down
5	3256-23	1	Washer-Plain	18	3234-17	4	Screw-HHF
6	322-11	1	Screw-HH	19	93-6686	1	Decal-Oil, HYD
7	104-8300	5	Nut-HF, NI	20	115-9793	1	Breather
8	33115-016	4	Screw-HH	21	237-101	1	O-Ring
9	119-0588	1	HYD Hose ASM				

Hydraulic Pump and Filter Assembly



Hydraulic Pump and Filter Assembly (continued)

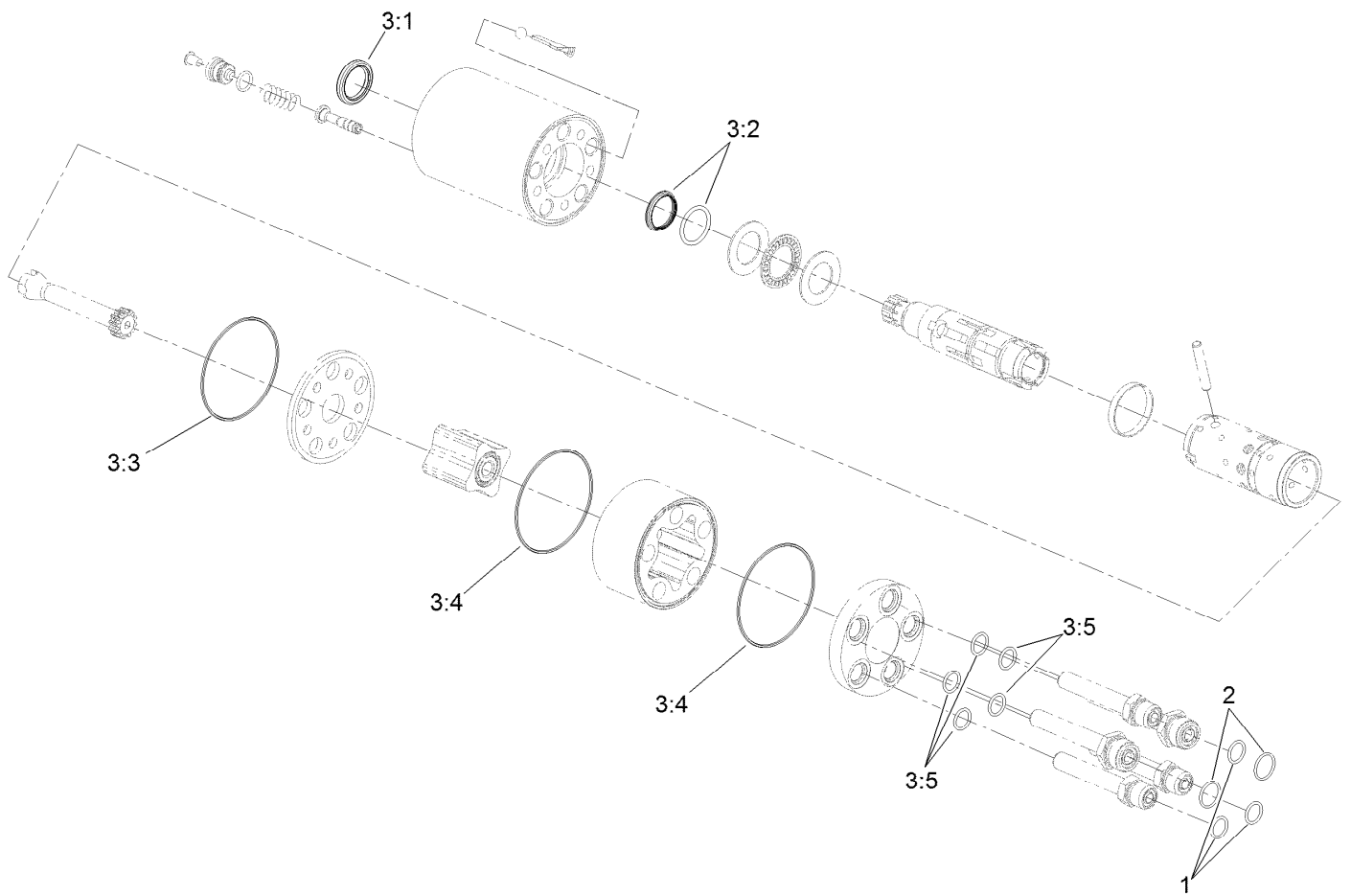
<i>Ref.</i>	<i>Part Number</i>	<i>Qty.</i>	<i>Description</i>	<i>Ref.</i>	<i>Part Number</i>	<i>Qty.</i>	<i>Description</i>
1	117-0723	1	Plate-Mount, Tube Clamp	15:2	237-81	1	O-Ring
2	94-8105	10	Clamp-Tube	16	125-5854	1	Tube ASM
3	353-987	1	Fitting-Elbow, 90	16:1	237-58	1	O-Ring
3:1	237-81	1	O-Ring	17	100-5616	1	Fitting
4	117-0693	1	Hydraulic Tube	18	340-98	1	Fitting-Elbow, 90 DEG
5	340-157	1	Fitting-HYD, Tee	18:1	237-79	1	O-Ring
5:1	237-79	1	O-Ring	18:2	237-30	1	O-Ring
5:2	237-30	2	O-Ring	19	322-11	2	Screw-HH
6	340-71	1	Fitting-Straight, Bulkhead	20	104-8300	7	Nut-HF, NI
6:1	237-22	2	O-Ring	21	3230-6	3	Screw-CARR
7	340-70	1	Nut-Lock	22	2412-129	2	Clamp-Hose
8	117-0708	1	Pump Control Valve ASM	23	117-0689	2	Plate-Mount, Tube Clamps
9	340-17	2	Fitting-Elbow, 90 DEG	24	3230-22	2	Screw-CARR
9:1	237-65	1	O-Ring	25	2412-102	1	Clamp-R
9:2	237-80	1	O-Ring	26	32128-43	1	Nut-Flange
10	59-7410	1	Fitting-Diagnostic	27	3234-11	1	Screw-HHF
10:1	237-42	1	O-Ring	28	117-0680	1	Hose ASM
11	354-79	2	Cap-Dust	29	117-0682	1	Hose ASM
12	3256-23	4	Washer-Plain	30	119-0583	1	Hose ASM
13	322-14	4	Screw-HH	31	119-5045	1	Hose-Suction
14	340-129	2	Fitting-Elbow, 90 DEG	32	117-0687	1	Hose ASM
14:1	237-146	1	O-Ring	33	125-5853	1	HYD-Hose
14:2	340-65	1	O-Ring	34	94-3688	1	Sleeve-Protective
15	340-8	1	Fitting-Straight	35	94-9580	2	Clamp-J
15:1	237-65	1	O-Ring				



Pump Control Valve Assembly No. 117-0708

Ref.	Part Number	Qty.	Description
3	353-512	4	Plug
3:1	237-78	1	O-Ring
4	110-8881	1	Valve-Check
4:1	105-9159	1	Seal Kit ●
5	120-1660	1	Compensator-Pressure
5:1	107-7813	1	Seal Kit ●
6	117-8312	1	Valve-Relief
6:1	105-9156	1	Seal Kit
7	120-2590	1	Valve-Flow Control
7:1	114-5515	1	Seal Kit
8	120-2589	1	Coil-12Vdc
9	107-1987	1	Orifice-0.040
10	117-0115	1	Plug

● Not illustrated

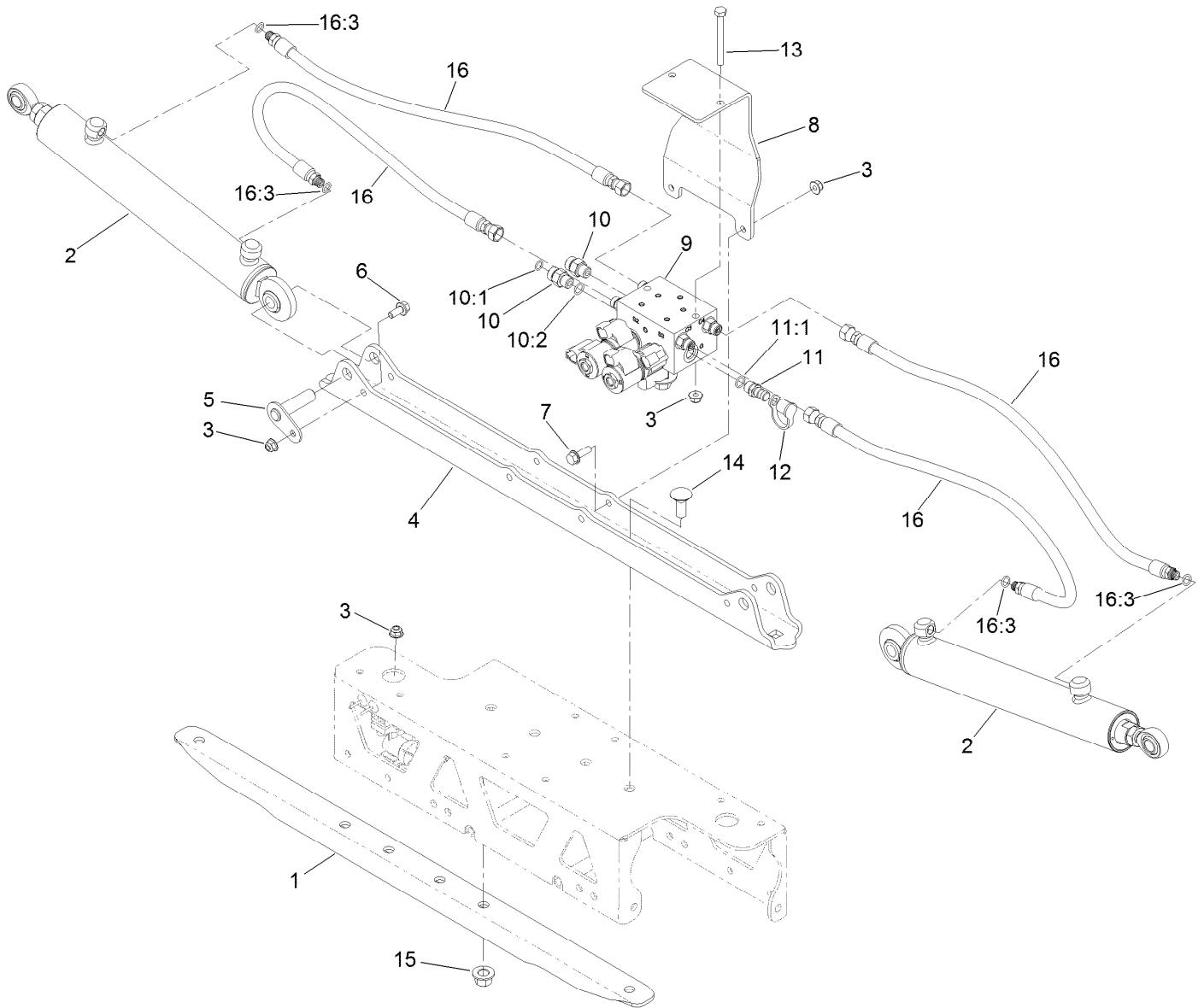


Steer Valve Assembly No. 117-0707

Ref.	Part Number	Qty.	Description
1	237-21	3	O-Ring
2	237-22	2	O-Ring
3	106-6716	1	Seal Kit ●
3:1		1	Ring-Seal, Dust ■
3:2		1	Seal-Shaft ■
3:3		1	O-Ring ■
3:4		2	O-Ring ■
3:5		5	O-Ring ■

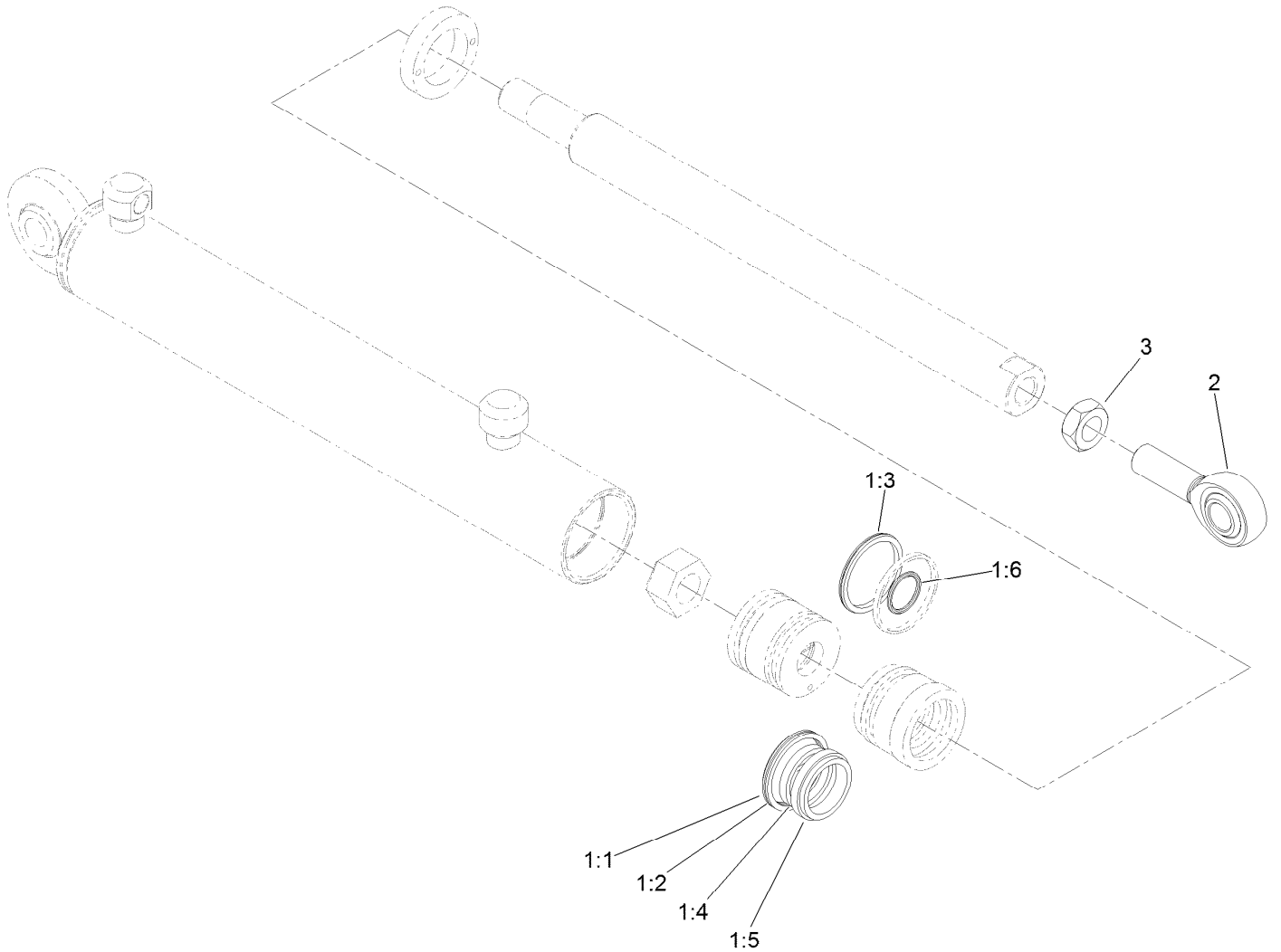
● Not illustrated

■ Not serviced separately



Boom Lift Assembly

Ref.	Part Number	Qty.	Description	Ref.	Part Number	Qty.	Description
1	131-0285-03	1	Stiffener-Channel	10:1	237-22	1	O-Ring
2	117-0701	2	Hydraulic Cylinder ASM	10:2	237-42	1	O-Ring
3	104-8300	7	Nut-HF, NI	11	59-7410	1	Fitting-Diagnostic
4	131-0275-03	1	Plate-Mount	11:1	237-42	1	O-Ring
5	112-7884	2	Pin-Pivot	12	354-79	1	Cap-Dust
6	110-5053	2	Screw-HHF	13	322-14	2	Screw-HH
7	3234-29	2	Screw-HHF	14	110-5067	4	Screw-CARR
8	130-8201-03	1	Mount-Valve	15	99-5107	4	Nut-Lock
9	136-2400	1	On-Off Boom Lift Valve ASM	16	131-0276	4	Hose ASM
10	340-2	2	Fitting-Straight	16:3	237-78	1	O-Ring

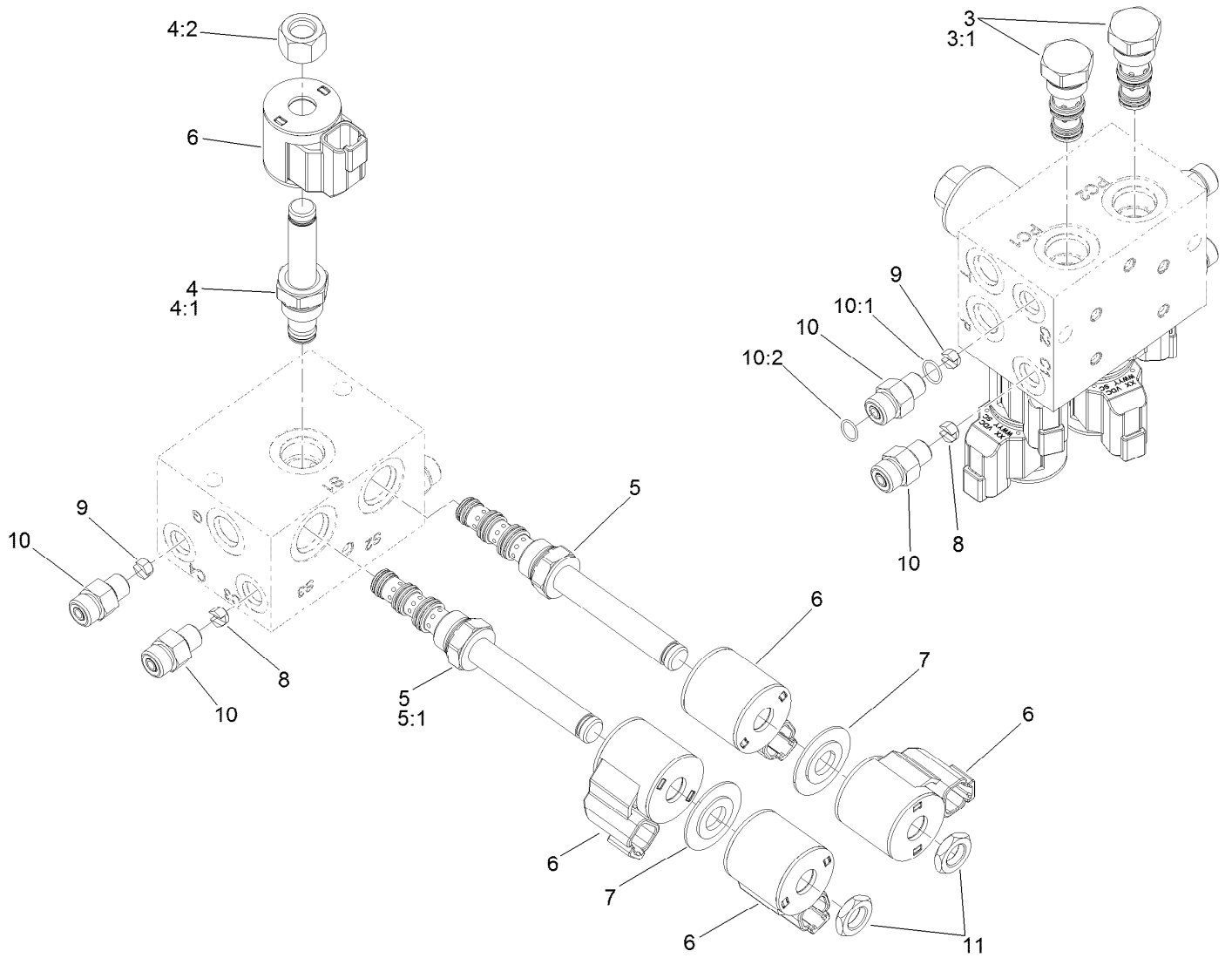


Hydraulic Cylinder Assembly No. 117-0701

Ref.	Part Number	Qty.	Description
1	119-8026	1	Seal Kit ●
1:1		1	O-Ring ■
1:2		1	Ring-Backup ■
1:3		1	Bp Seal ■
1:4		1	Bs Seal ■
1:5		1	Dust Seal ■
1:6		1	O-Ring ■
2	119-8027	1	Rod End
3	3220-6	1	Nut-Jam

● Not illustrated

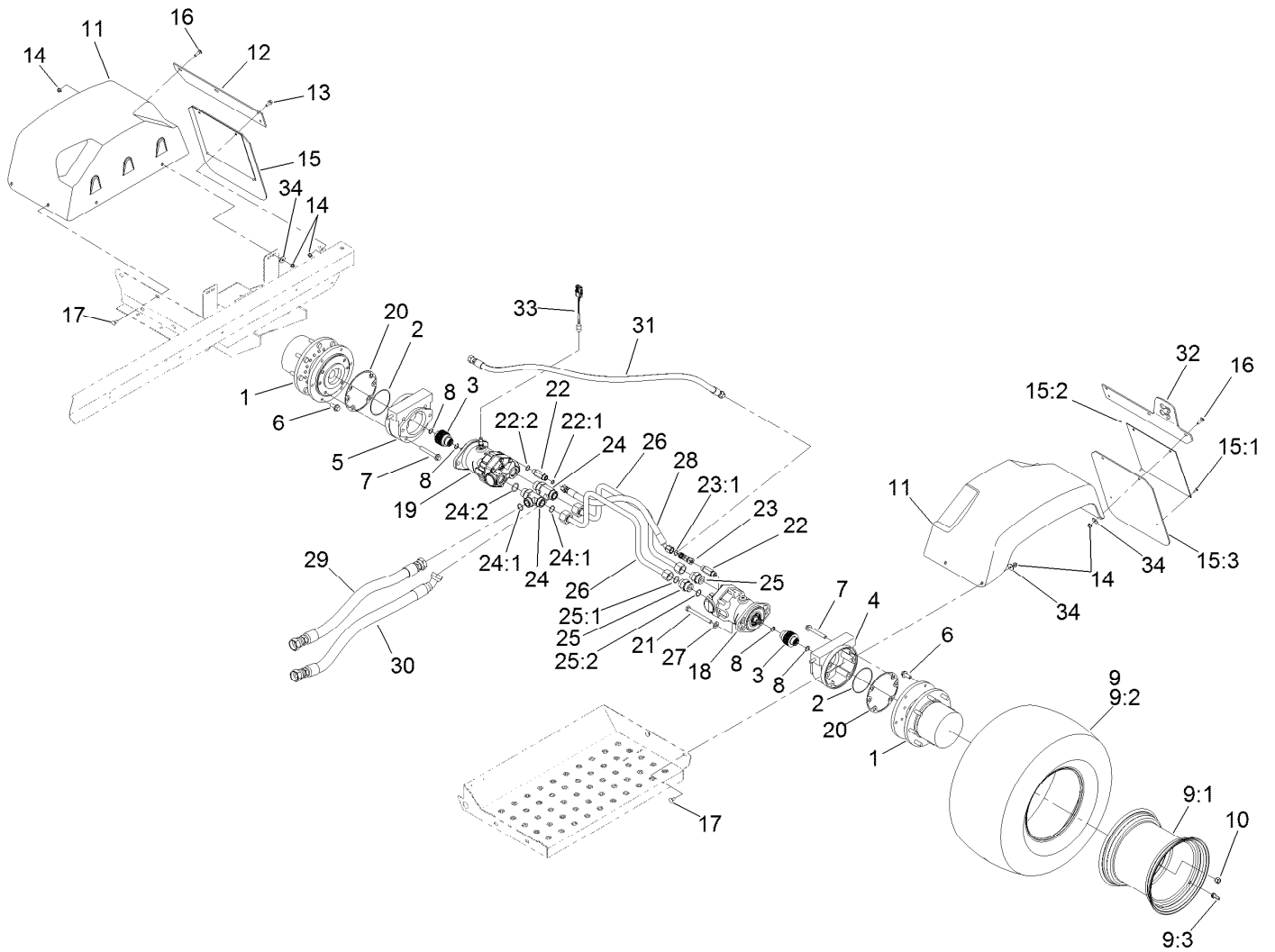
■ Not serviced separately



On-Off Boom Lift Valve Assembly No. 136-2400

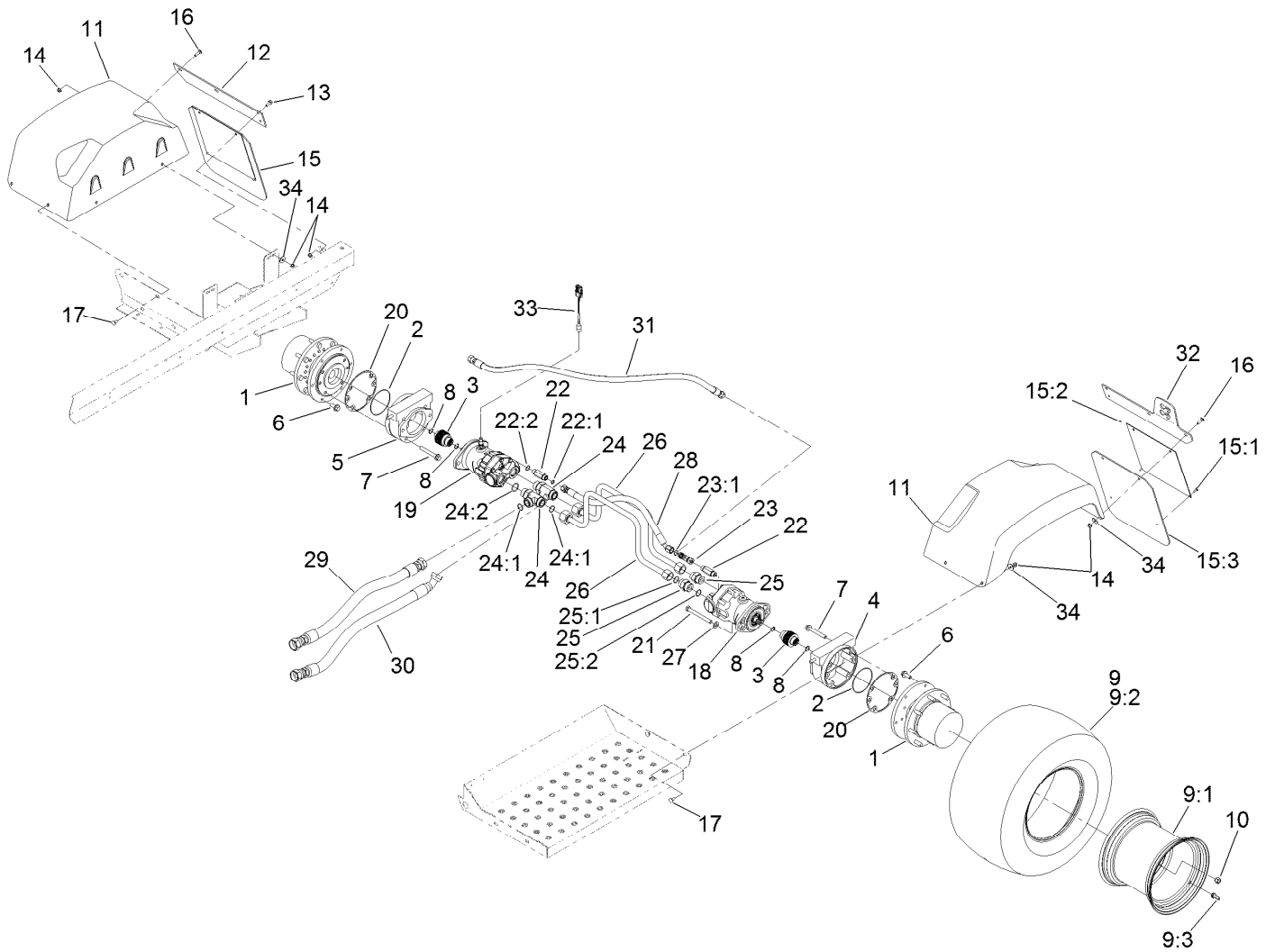
Ref.	Part Number	Qty.	Description
3	136-2430	2	Valve-Check, Po
3:1	120-0886	1	Seal Kit
4	107-7517	1	Valve-Solenoid
4:1	105-9156	1	Seal Kit
4:2	107-7812	1	Nut-Solenoid
5	120-2587	2	Valve-Solenoid
5:1	112-6520	1	Seal Kit ●
6	119-8036	5	Coil
7	120-2586	2	Spacer-Coil
8	110-8903	2	Orifice-Control, Flow (0.055)
9	125-8849	2	Orifice-Flow Control
10	340-92	4	Fitting-Straight
10:1	237-78	1	O-Ring
10:2	237-21	1	O-Ring
11	110-2634	2	Nut-Coil

● Not illustrated



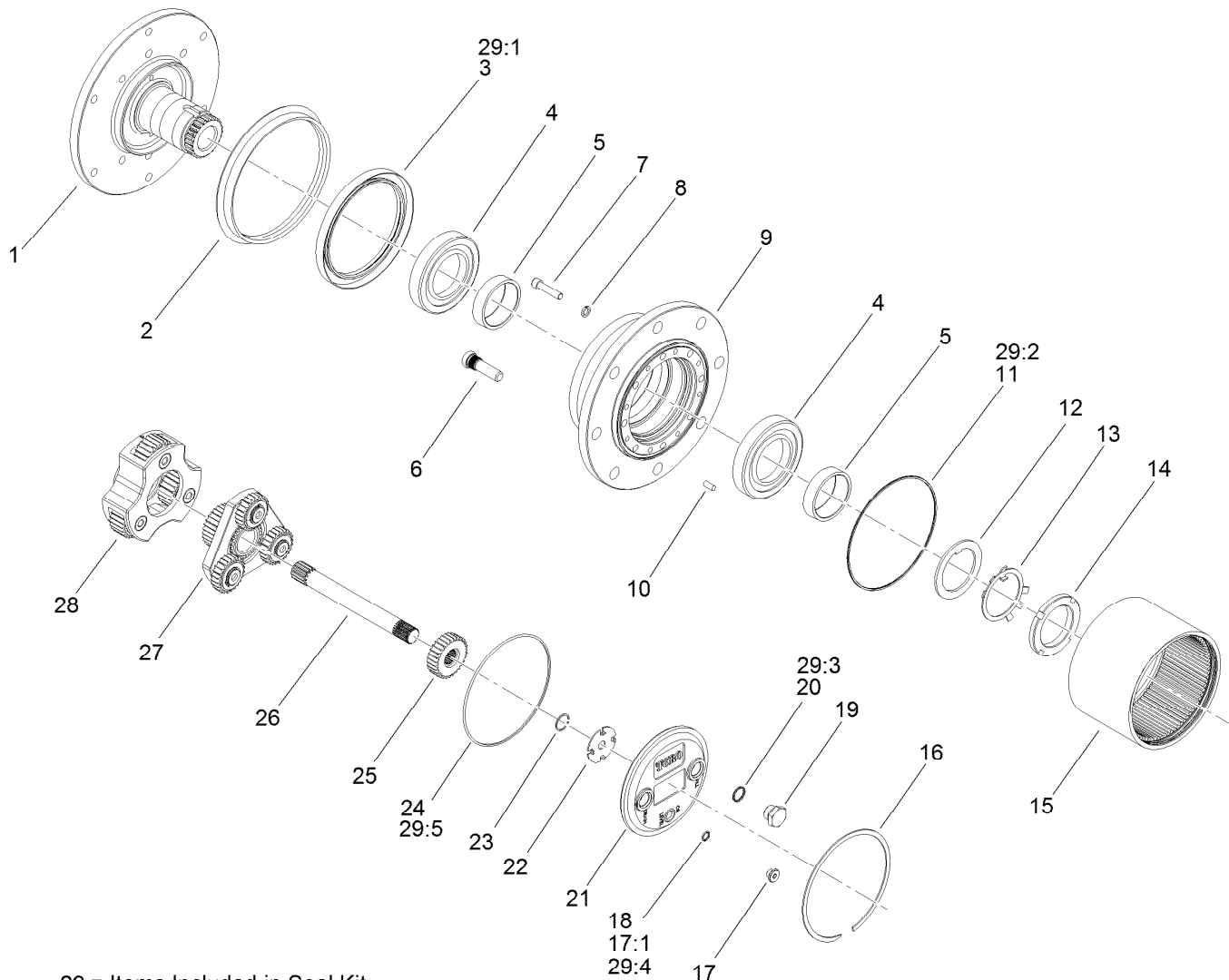
Rear Drive Assembly

Ref.	Part Number	Qty.	Description	Ref.	Part Number	Qty.	Description
1	136-2913	2	Planetary ASM	16	3230-2	4	Bolt-CARR
2	237-166	2	O-Ring	17	3230-1	8	Bolt-CARR
3	100-3046	2	Shaft-Brake, Splined	18	132-5631	1	HYD Motor ASM
4	100-3069	1	RH Brake ASM	19	136-2373	1	Motor-Hydraulic (W/Speed Sensor)
5	100-3070	1	LH Brake ASM	20	93-7984	2	Gasket
6	33106-030	12	Screw-HHF	21	33116-110	4	Screw-HH
7	33106-080	8	Screw-HHF	22	119-4854	2	Fitting-STR
8	93-7972	4	Ring-Retaining, Internal	22:1	237-30	1	O-Ring
9	133-2744	2	Tire And Wheel ASM	22:2	237-79	1	O-Ring
9:1	133-2723	1	Wheel	23	340-104	1	Fitting-HYD, Tee
9:2	133-2724	1	Tire	23:1	237-30	2	O-Ring
9:3	232-27	1	Stem-Valve	24	104-3795	2	Fitting-Tee
10	242-50	16	Nut-Lug	24:1	340-65	2	O-Ring
11	93-6498	2	Fender-Rear	24:2	237-146	1	O-Ring
12	93-6528-03	1	Strap-Mount, Fender	25	340-91	2	Fitting-STR
13	3234-5	4	Screw-HHF	25:1	237-58	1	O-Ring
14	104-8300	16	Nut-HF, NI	25:2	237-146	1	O-Ring
15	94-7127	2	Splash Guard ASM	26	117-0674	2	Tube-Traction
15:1	114439	2	Rivet-Blind	27	33096-00	4	Washer-Flat
15:2	94-7128-03	1	Plate-Guard, Splash	28	131-9634	1	Hydraulic Hose ASM
15:3	94-7129	1	Guard-Splash				



Rear Drive Assembly (continued)

<i>Ref.</i>	<i>Part Number</i>	<i>Qty.</i>	<i>Description</i>	<i>Ref.</i>	<i>Part Number</i>	<i>Qty.</i>	<i>Description</i>
29	120-8563	1	Hose ASM	32	136-2308-03	1	Support-Mount, Drain
30	120-8564	1	Hose ASM	33	136-2339	1	Harness-Wire, Adaptor
31	119-0582	1	Hose ASM	34	3256-82	12	Washer-Flat

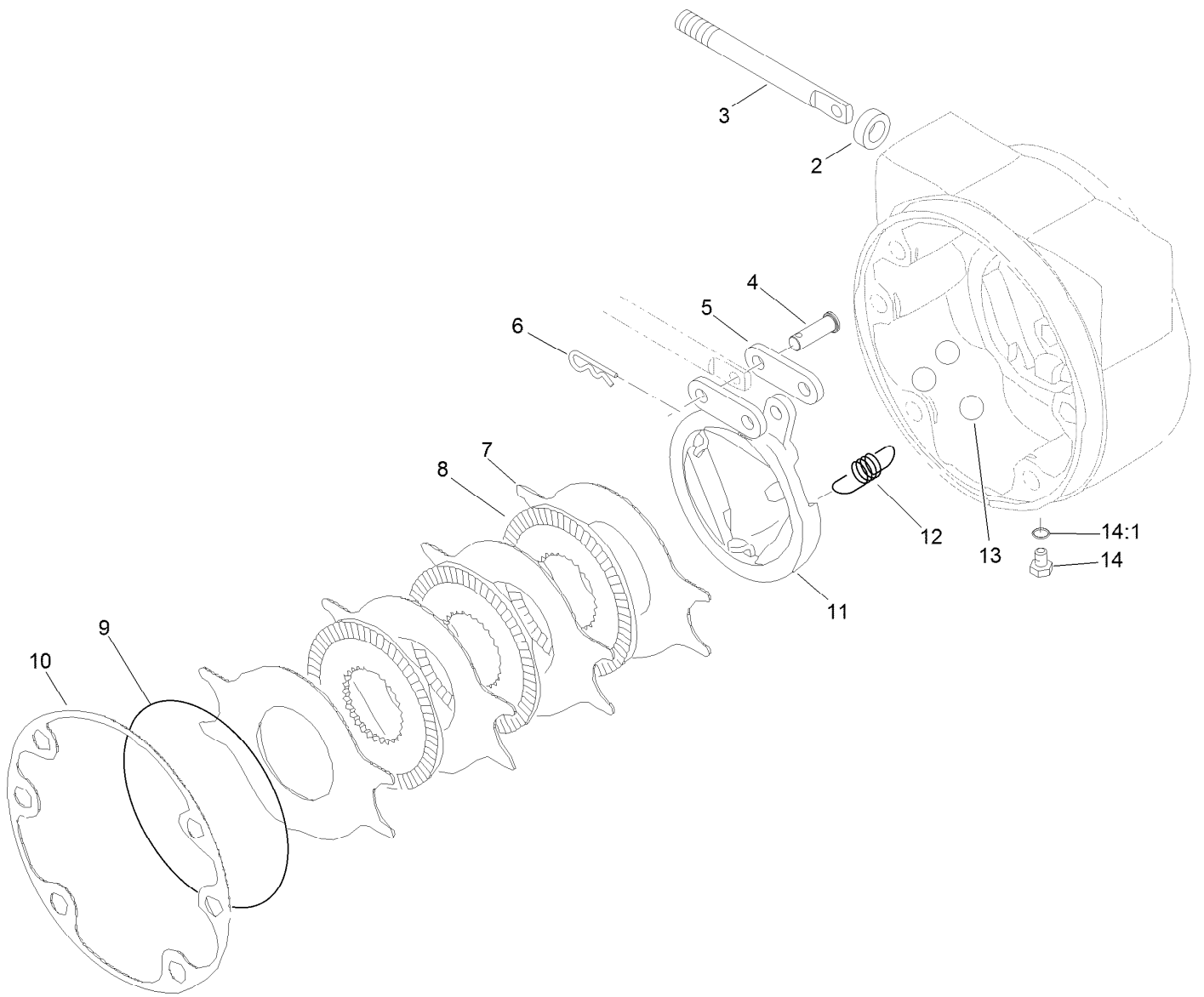


29 = Items Included in Seal Kit

Planetary Assembly No. 136-2913

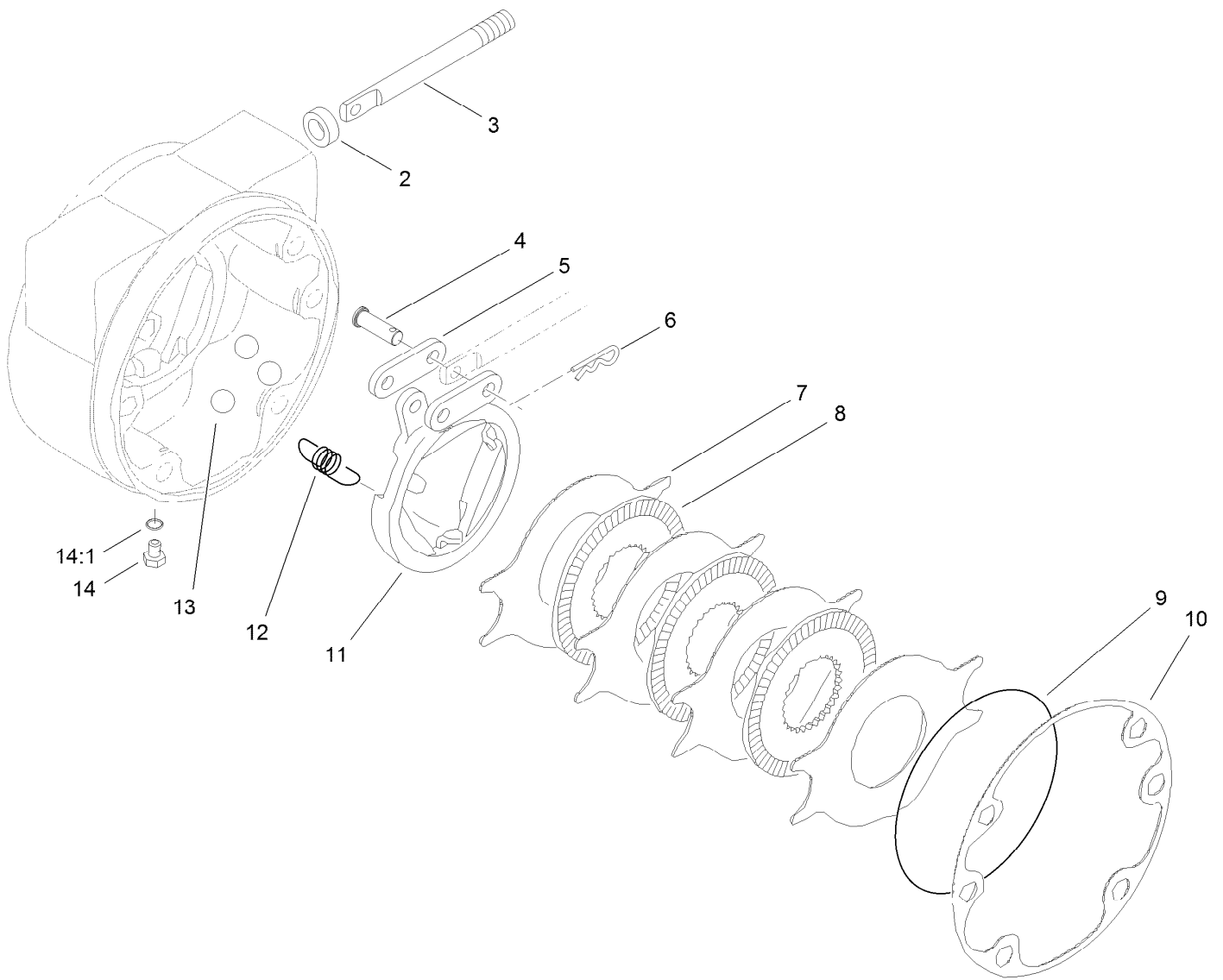
Ref.	Part Number	Qty.	Description	Ref.	Part Number	Qty.	Description
1		1	Spindle ●	18	237-78	1	O-Ring
2	138-1204	1	Seal-Boot	19	138-1211	2	Plug-Flange, Magnetic
3		1	Seal-Lip ●	20	138-1212	2	O-Ring
4	138-1205	2	Bearing-Cup	21	138-1213	1	Cap-End
5	138-1206	2	Bearing-Cone	22	138-1214	1	Washer-Thrust, Sun
6	105-8124	8	Stud-Wheel	23	105-8131	2	Ring-Retaining
7	138-1207	8	Screw-Socket Head	24		1	O-Ring ●
8	138-1208	8	Washer-Lock	25	138-1215	1	Gear-Primary, Sun
9		1	Housing ●	26	138-1216	1	Shaft-Drive
10	105-8121	4	Pin-Dowel	27	138-1217	1	Primary Carrier ASM
11		1	O-Ring ●	28	138-1218	1	Secondary Carrier ASM
12	138-6928	1	Spacer	29	138-1219	1	Kit-Seal
13	138-6929	1	Washer	29:1		1	Seal-Lip ●
14	138-6930	1	Nut-Lock	29:2		1	O-Ring ●
15	138-1209	1	Gear-Ring	29:3		1	O-Ring ●
16	138-1210	1	Ring-Snap	29:4		1	O-Ring ●
17	353-990	1	Plug ASM	29:5		1	O-Ring ●
17:1	237-78	1	O-Ring				

● Not serviced separately



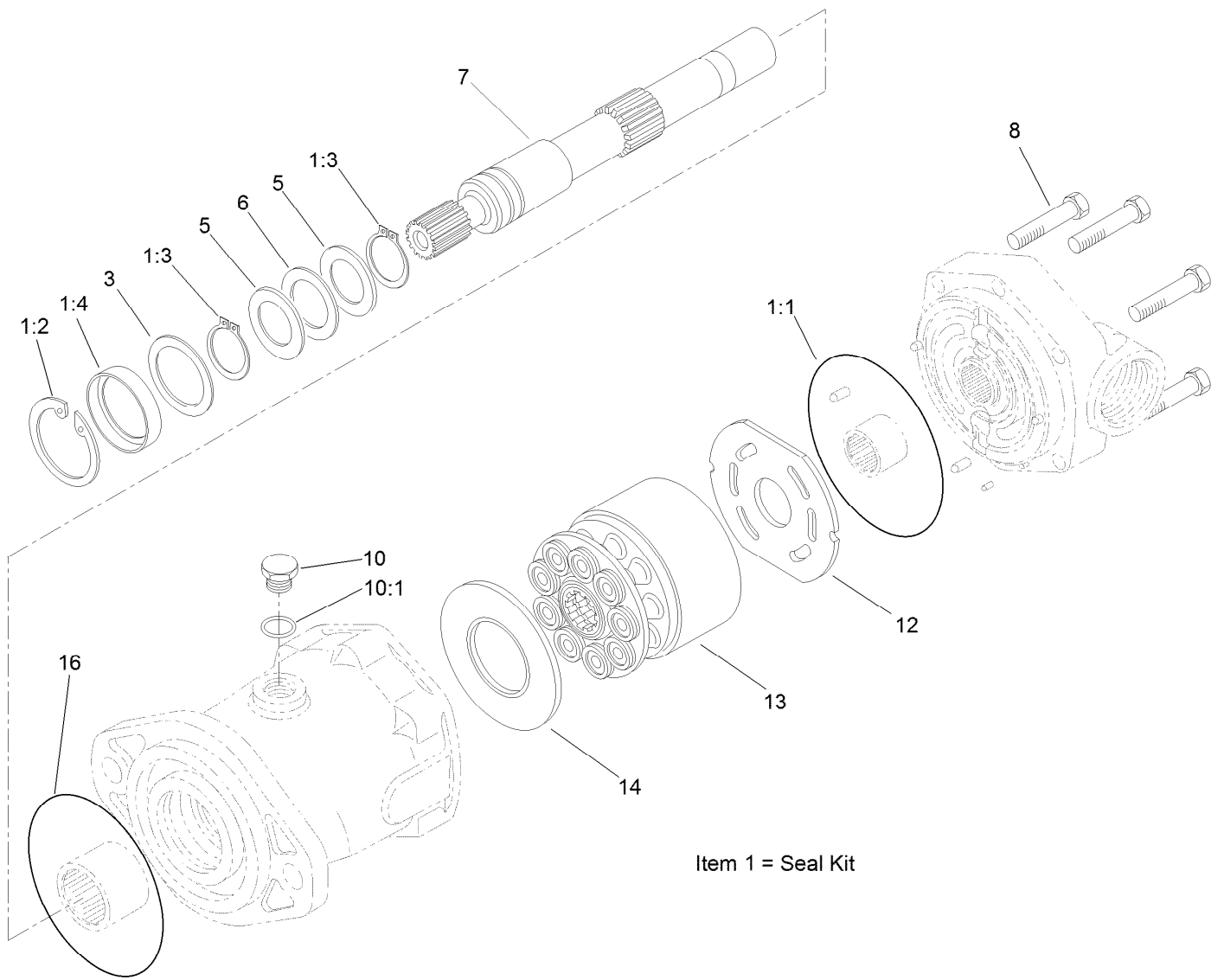
RH Brake Assembly No. 100-3069

Ref.	Part Number	Qty.	Description
2	93-7977	1	Seal
3	93-7978	1	Rod-Pull
4	93-7983	2	Pin-Clevis
5	93-7980	2	Link
6	93-7979	2	Pin-Hitch
7	93-7986	4	Disc-Stationary
8	104-4278	3	Disc-Rotating
9	93-7976	1	Ring-Retaining
10	93-7984	1	Gasket
11	104-4280	1	Actuator-Rotating
12	93-7987	3	Spring-Extension
13	93-7985	3	Ball
14	353-990	2	Plug ASM
14:1	237-78	1	O-Ring



LH Brake Assembly No. 100-3070

<i>Ref.</i>	<i>Part Number</i>	<i>Qty.</i>	<i>Description</i>
2	93-7977	1	Seal
3	93-7978	1	Rod-Pull
4	93-7983	2	Pin-Clevis
5	93-7980	2	Link
6	93-7979	2	Pin-Hitch
7	93-7986	4	Disc-Stationary
8	104-4278	3	Disc-Rotating
9	93-7976	1	Ring-Retaining
10	93-7984	1	Gasket
11	104-4279	1	Actuator-Rotating
12	93-7987	3	Spring-Extension
13	93-7985	3	Ball
14	353-990	2	Plug ASM
14:1	237-78	1	O-Ring

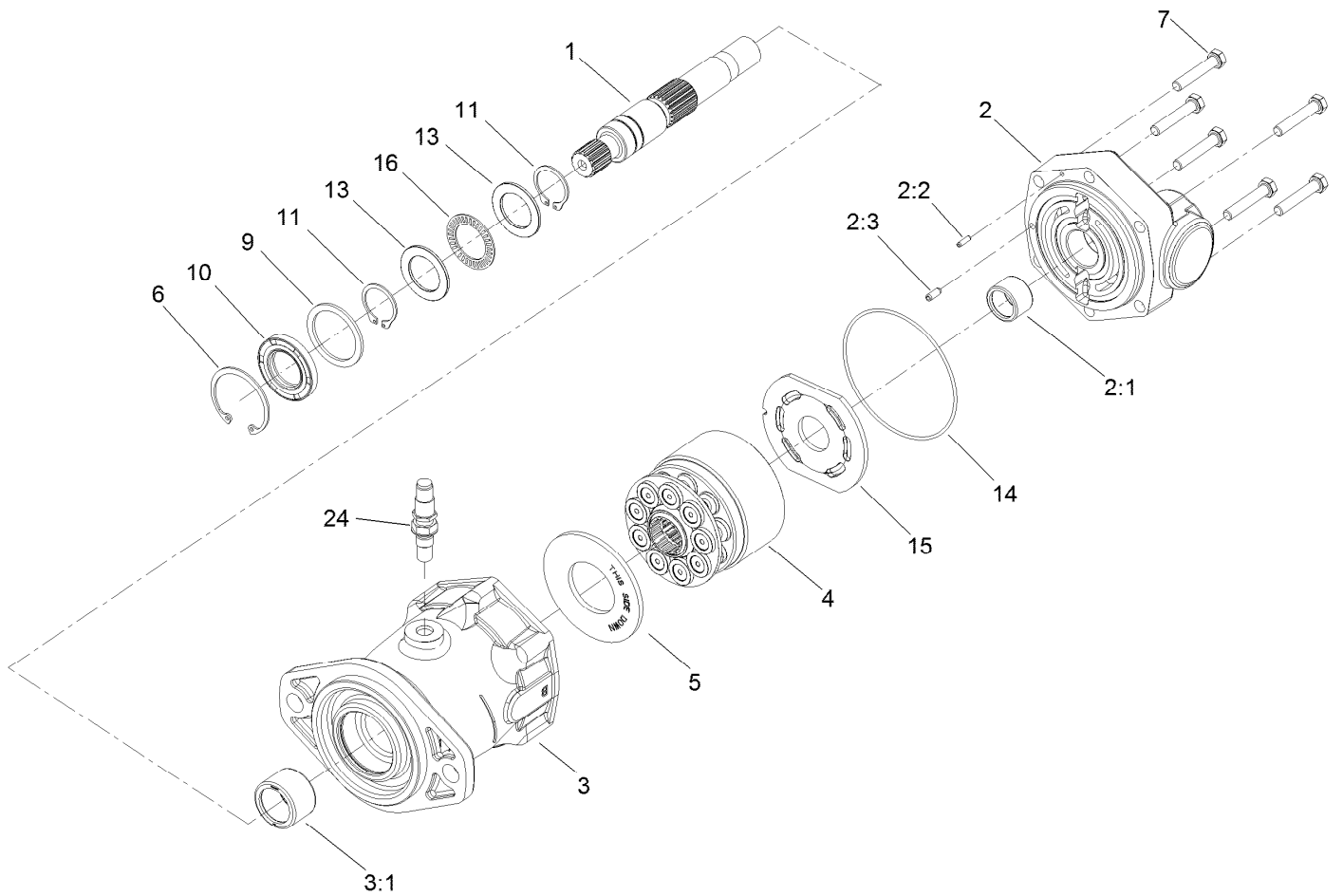


Hydraulic Motor Assembly No. 132-5631

Ref.	Part Number	Qty.	Description	Ref.	Part Number	Qty.	Description
1	106-6876	1	Seal Kit	7	94-3004	1	Shaft-Drive, Splined
1:1		1	O-Ring ●■	8	94-3002	6	Screw-Cap
1:2	76-7010	1	Ring-Retaining ●	10	94-3009	1	Plug
1:3	76-7000	2	Ring-Retaining ●	10:1		1	O-Ring ■
1:4		1	Seal-Shaft ●■	12	94-3003	1	Plate-Valve
3	60-6240	1	Washer	13	76-6910	1	Rotating Kit
5	76-6950	2	Race-Thrust	14	76-6970	1	Insert-Plate, Cam
6	76-6960	1	Bearing-Thrust	16	237-166	1	O-Ring

● Not illustrated

■ Not serviced separately

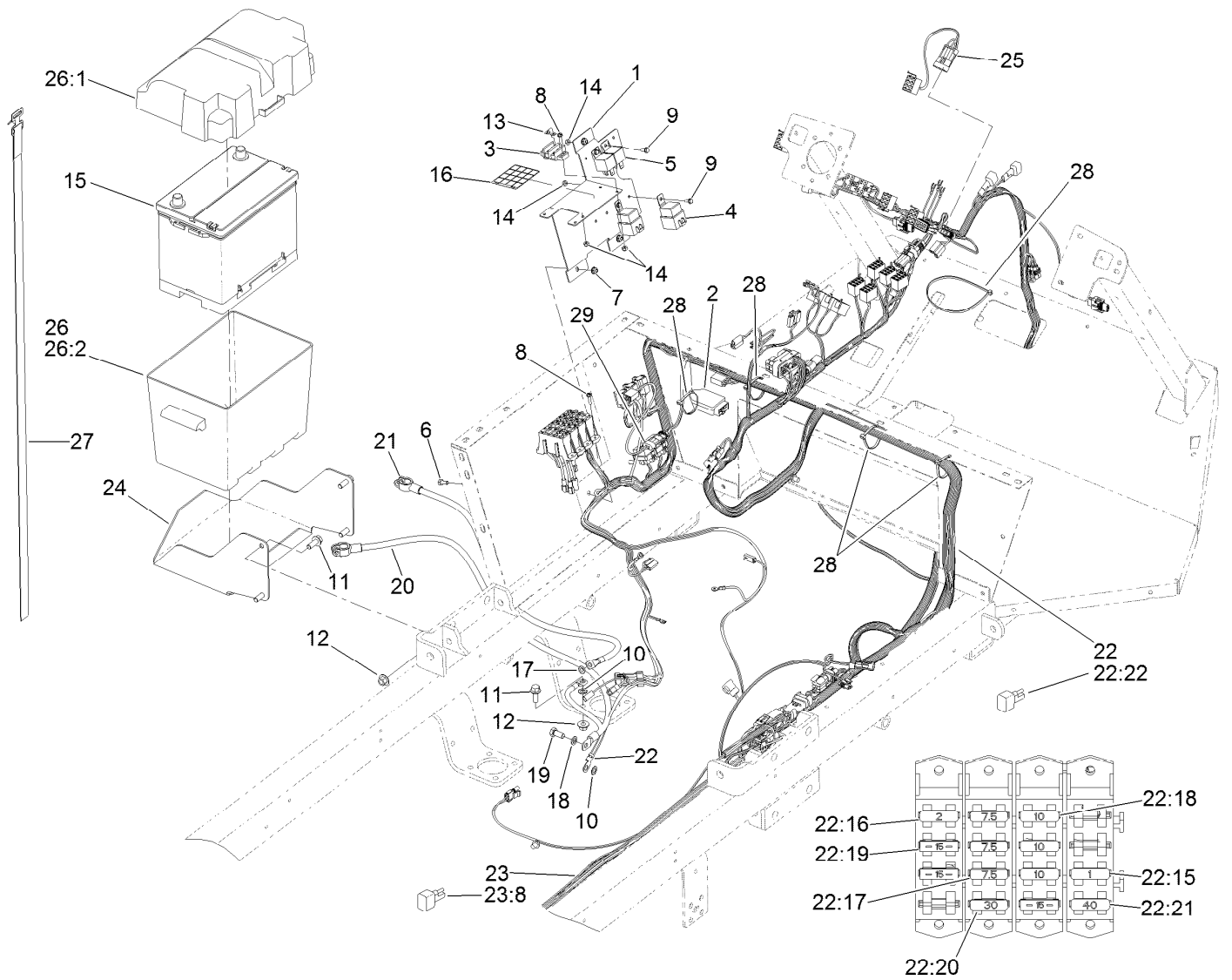


Hydraulic Motor Assembly No. 136-2373

Ref.	Part Number	Qty.	Description	Ref.	Part Number	Qty.	Description
1	94-3004	1	Shaft-Drive, Splined	10	106-6876	1	Seal Kit
2	136-2366	1	Backplate ASM	10:1		1	O-Ring ■●
2:1	136-2367	1	Bearing	10:2	76-7010	1	Ring-Retaining ●
2:2	136-2369	1	Pin-Roll	10:3	76-7000	2	Ring-Retaining ●
2:3	136-2370	1	Pin-Roll	10:4		1	Seal-Shaft ■●
3	136-2365	1	Housing ASM	11	76-7000	2	Ring-Retaining
3:1	136-2368	1	Bearing	13	76-6950	2	Race-Thrust
4	76-6910	1	Rotating Kit	14	76-6980	1	O-Ring
5	76-6970	1	Insert-Plate, Cam	15	94-3003	1	Plate-Valve
6	76-7010	1	Ring-Retaining	16	76-6960	1	Bearing-Thrust
7	94-3002	6	Screw-Cap	24	136-2270	1	Sensor-Speed, Wheel
9	60-6240	1	Washer				

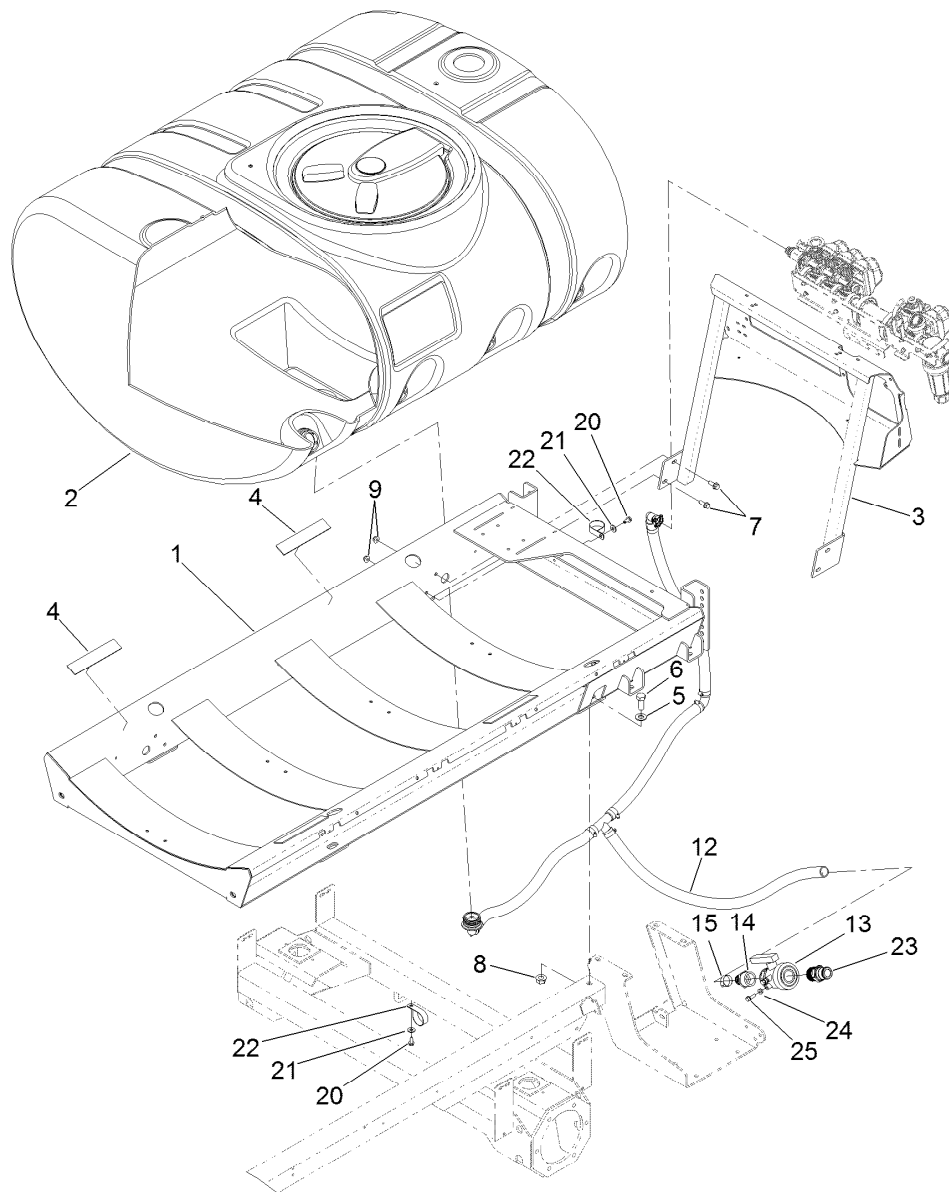
● Not illustrated

■ Not serviced separately



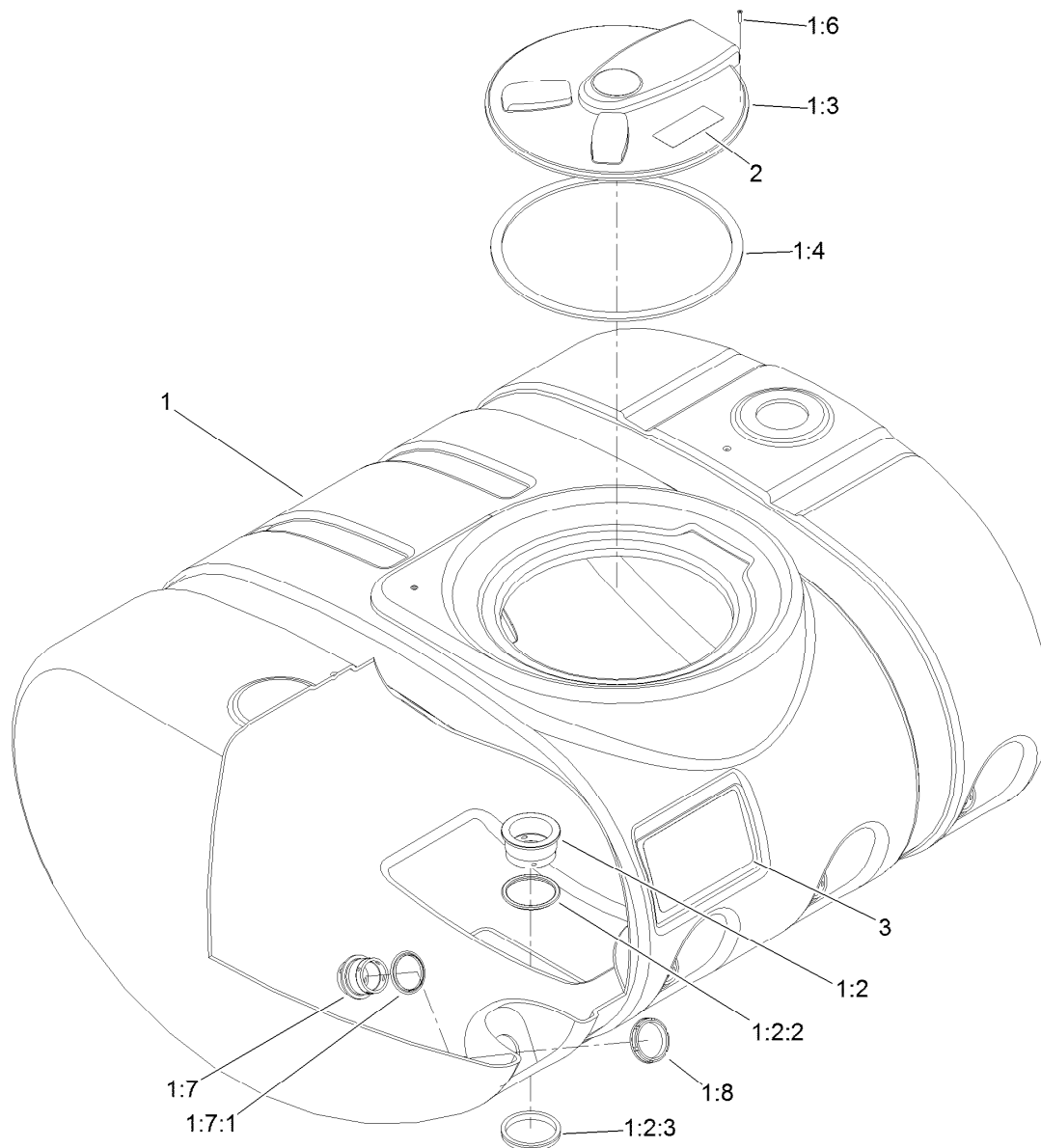
Electrical Assembly

Ref.	Part Number	Qty.	Description	Ref.	Part Number	Qty.	Description
1	133-2757-01	1	Panel-Electrical	21	105-0114	1	Cable-Battery, Positive
2	98-7611	1	Controller-Glow	22	122-0575	1	Harness-Wire
3	42862	1	Block-Terminal, Ground	22:15	104-9055	1	Fuse-Blade, 1 Amp
4	99-7430	2	Relay	22:16	94-6710	1	Fuse-2 Amp
5	99-7435	2	Relay-Power	22:17	114241	3	Fuse-Blade, 7.5 Amp
6	321-3	3	Screw-HH	22:18	218-578	3	Fuse-Blade, 10 Amp
7	104-7201	3	Nut-HF	22:19	109355	3	Fuse-Blade, 15 Amp
8	32105-13	4	Screw-HWH	22:20	109103	1	Fuse-Blade, 30 Amp
9	3290-321	4	Screw-HWH	22:21	99-6124	1	Fuse-40 Amp
10	3255-9	2	Washer-Lock	22:22	100-4918	2	Diode
11	3234-11	5	Screw-HHF	23	122-0694	1	Harness-Wire, Rear
12	32128-43	5	Nut-Flange	23:8	100-4918	4	Diode
13	42863	1	Strip-Jumper	24	119-5049-03	1	Bracket-Battery
14	3296-2	8	Nut-Lock, NI	25	122-0695	1	Harness-Wire, Auto/MAN
15	106-5190	1	Battery	26	93-7595	1	Battery Box ASM
16	133-2758	1	Decal-Fuse	26:1	105-2914	1	Top-Battery Box
17	3255-8	1	Washer-Lock	26:2	105-2915	1	Bottom-Battery Box
18	48-9590	1	Washer-Lock	27	3339-175	1	Strapping-Web
19	63-7790	1	Screw-Cap	28	3290-378	6	Tie-Cable
20	120-0615	1	Cable-Battery, Negative	29	108-8657	1	Harness-Wire, Seat



Tank and Saddle Assembly

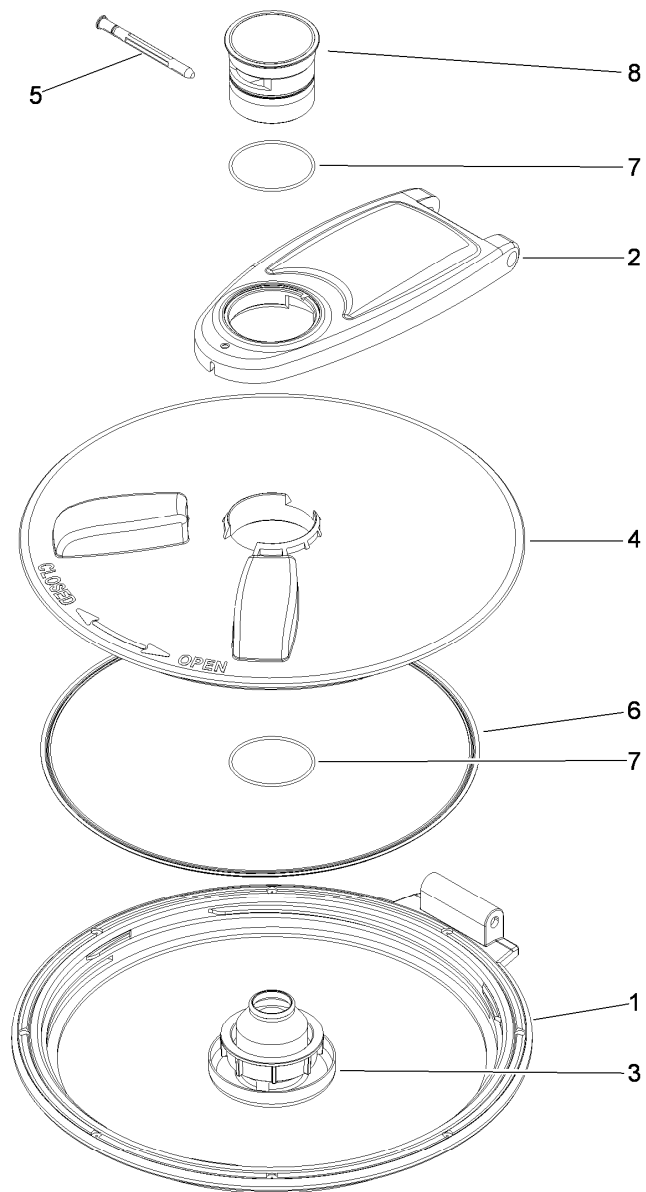
<i>Ref.</i>	<i>Part Number</i>	<i>Qty.</i>	<i>Description</i>	<i>Ref.</i>	<i>Part Number</i>	<i>Qty.</i>	<i>Description</i>
1	130-7092-03	1	Tank Saddle ASM	13	108-0069	1	Valve-Ball
2	117-8005	1	Tank ASM	14	110-5224	1	Fitting-Barbed, Straight
3	136-2289-03	1	Support-Valve	15	2412-34	1	Clamp-Hose
4	104-7102	4	Pad-Battery	20	32104-32	2	Screw-HWH
5	3256-27	4	Washer-Flat	21	3256-3	2	Washer-Flat
6	327-4	4	Screw-HH	22	2412-147	2	Clamp-R
7	3234-11	4	Screw-HHF	23	132-7787	1	Coupler-Quick
8	32128-50	4	Nut-Flange	24	32128-26	2	Nut-Flange
9	104-8301	4	Nut-HF, NI	25	3234-29	2	Screw-HHF
12	132-4297	1	Bypass Hose ASM				



Tank Assembly No. 117-8005

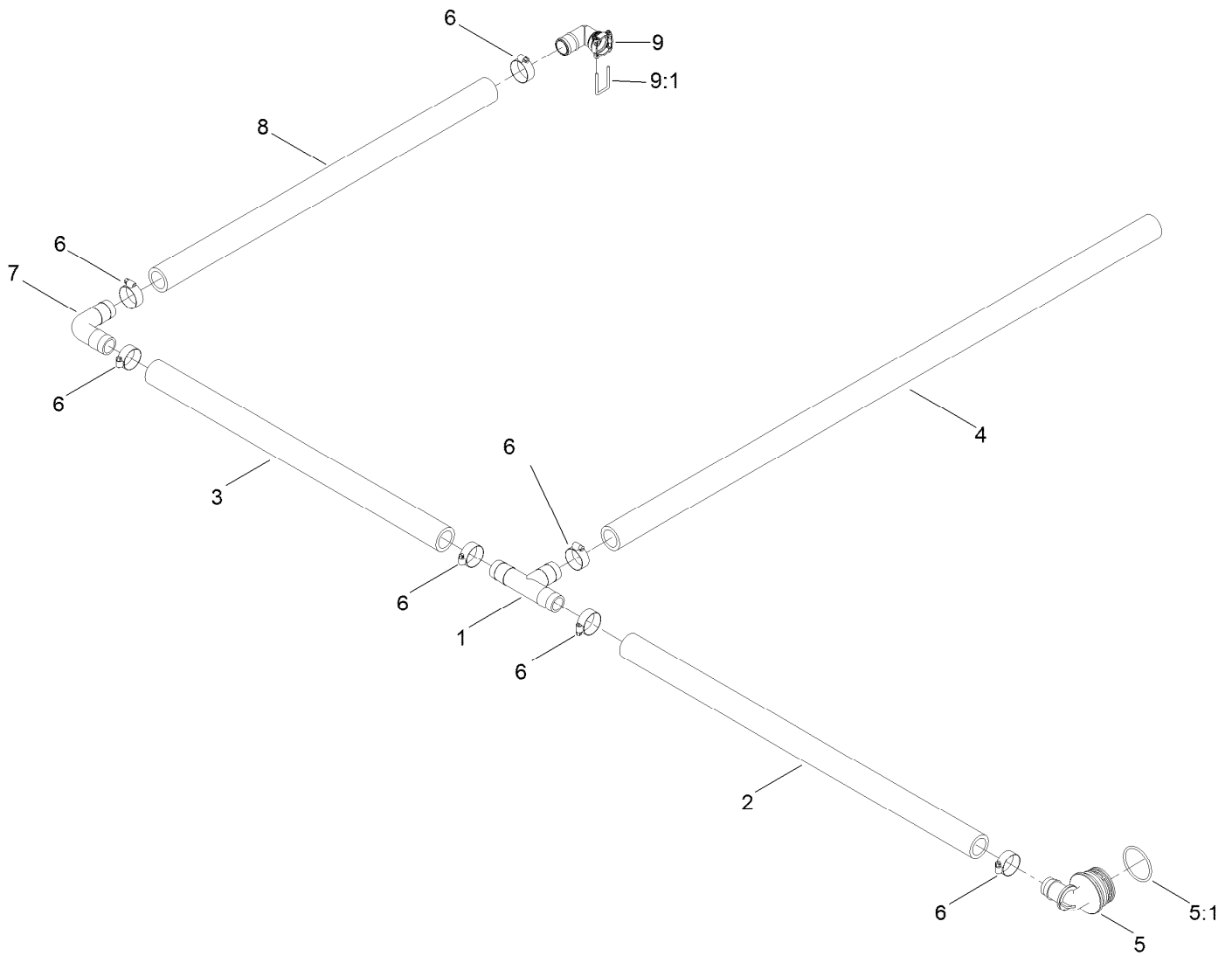
Ref.	Part Number	Qty.	Description
1		1	Tank ASM ●
1:2	117-7851	1	Bulkhead ASM
1:2:2	100-8646	1	Gasket-Bulkhead
1:2:3	100-8647	1	Nut-Bulkhead
1:3	119-9380	1	Spray Tank Lid ASM
1:4	119-9378	1	Gasket-Lid, Tank
1:6	107-8635	8	Screw-PFH
1:7	108-3358	4	Fitting-Bulkhead
1:7:1	107-2864	1	Gasket-Bulkhead
1:8	100-7051	4	Nut-Bulkhead
2	120-0622	1	Decal-Warning
3	119-5042	2	Decal-Tank

● Not serviced separately



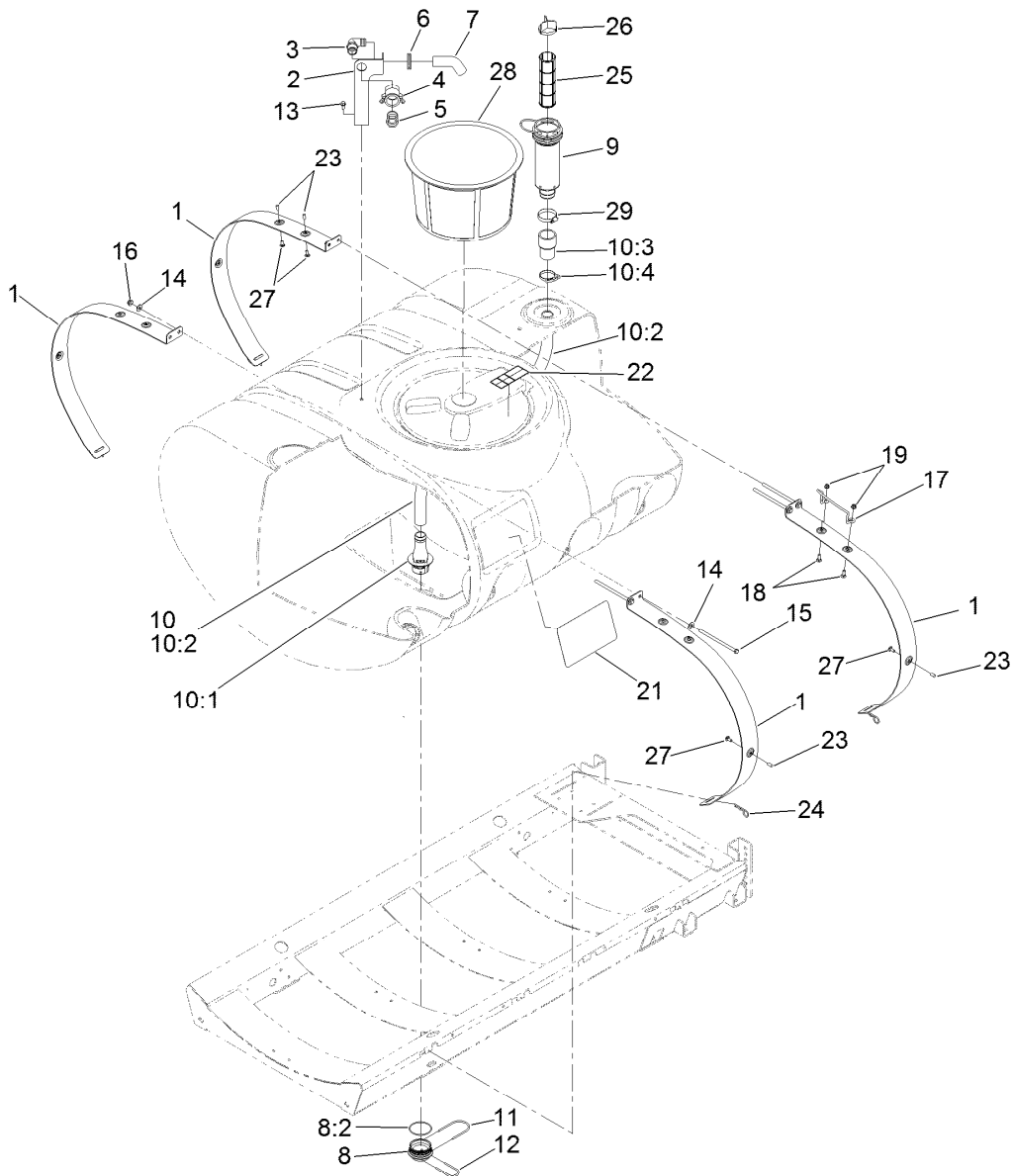
Spray Tank Lid Assembly No. 119-9380

<i>Ref.</i>	<i>Part Number</i>	<i>Qty.</i>	<i>Description</i>
1	119-9381	1	Ring-Lid
2	119-9382	1	Arm-Lid
3	119-9383	1	Vent-Lid
4	119-9384	1	Cover-Lid
5	119-9385	1	Pin-Pivot
6	106-5004	1	Seal-Lid
7	119-9386	2	O-Ring
8	119-9387	1	Cap-Lid



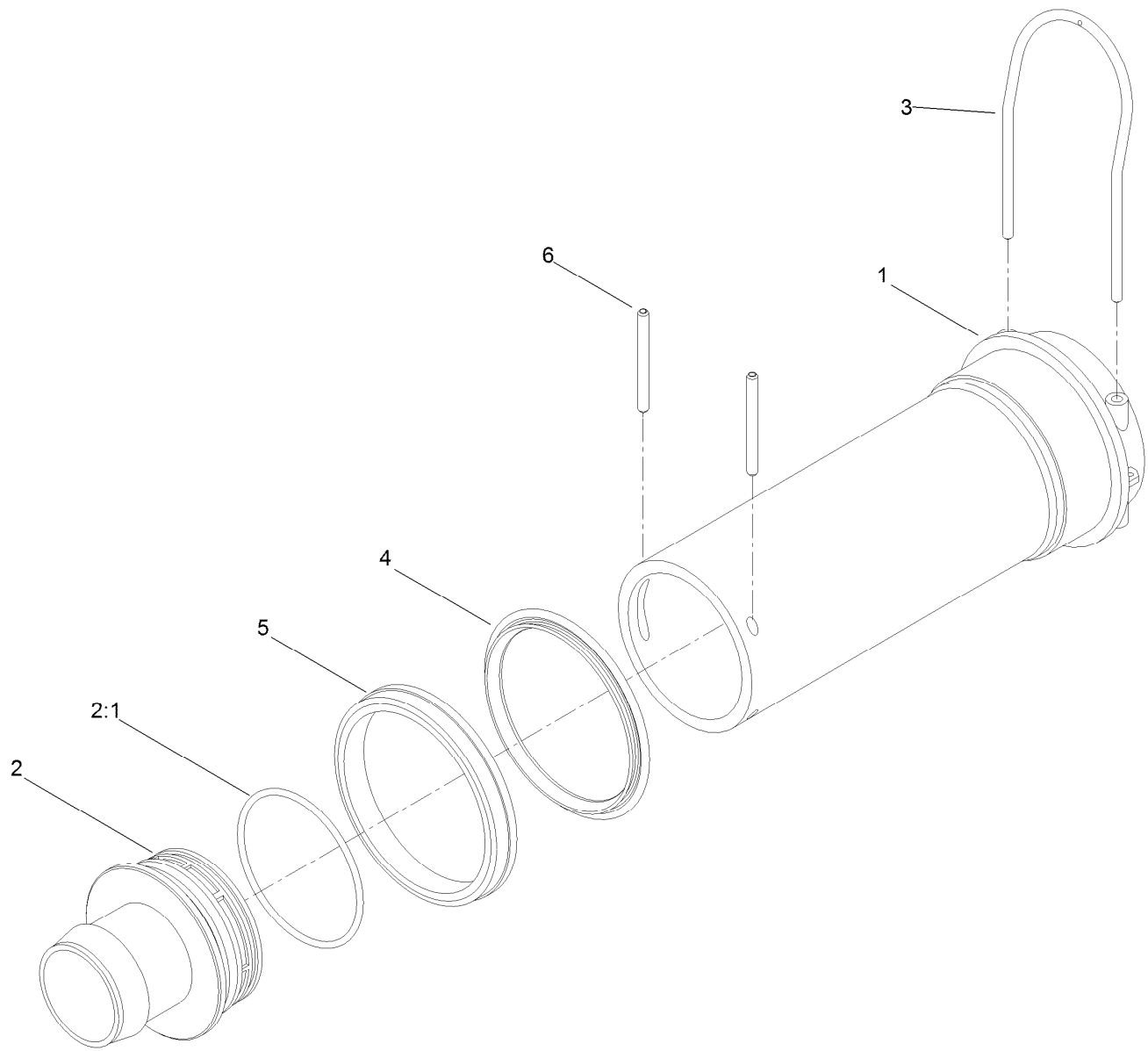
Bypass Hose Assembly No. 132-4297

Ref.	Part Number	Qty.	Description
1	117-7866	1	Tee-Hosebarb
2	131-5775	1	Hose-Drain
3	131-5825	1	Hose-Drain
4	131-5777	1	Hose-Drain
5	106-4933	1	Hosebarb ASM
5:1	100-8637	1	O-Ring
6	2412-34	7	Clamp-Hose
7	117-7867	1	Elbow-Hosebarb
8	131-5824	1	Hose-Drain
9	131-0213	1	90 DEG Barb Fitting Kit
9:1	133-0398	1	Pin-Fork



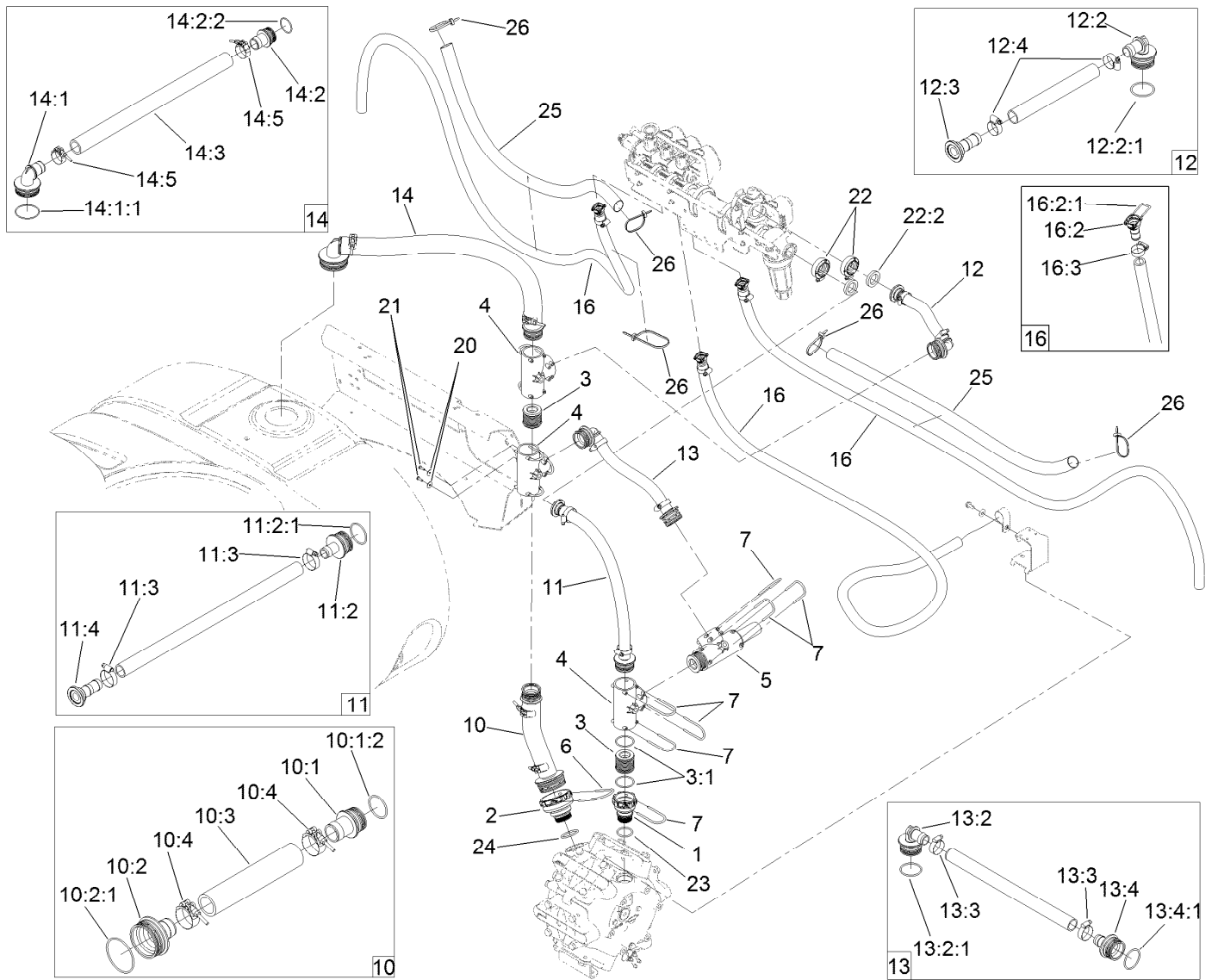
Tank Mounting and Filter Assembly

Ref.	Part Number	Qty.	Description	Ref.	Part Number	Qty.	Description
1	117-8029-03	4	Band-Tank	14	3256-4	8	Washer-Flat
2	110-5082-03	1	Bracket-Anti Siphon	15	120-0649	4	Bolt-TAP HH
3	41140	1	Elbow	16	104-8301	4	Nut-HF, NI
4	100-6779	1	Coupling-Female	17	119-5019	1	Stop-Lid
5	41316	1	Adapter-Quick	18	3230-2	2	Bolt-CARR
6	110-5090	1	Grommet	19	104-8300	2	Nut-HF, NI
7	110-5088	1	Hose-Fill	21	131-3317	2	Decal-Tank
8	117-7928	1	Adapter ASM	22	120-0622	1	Decal-Warning
8:2	100-6989	1	O-Ring	23	42452	5	Cap-Protective
9	130-7096	1	Filter ASM	24	3290-343	4	Pin-Hair
10	121-5003	1	Suction Tube ASM	25	100-6991	1	Element-Filter, Green
10:1	121-5008	1	Foot-Suction	25	100-6992	1	Element-Filter, Red
10:2	121-5030	1	Tube-Suction	25	100-8642	1	Screen-Suction
10:3	121-5031	1	Connector-Suction	26	100-8641	1	Vane-Screen
10:4	121-5047	1	Clamp-Nylon	27	3230-1	5	Bolt-CARR
11	117-7996	1	Fork	28	119-9419	1	Basket-Filter
12	100-8635	1	Fork	29	2412-130	1	Clamp-Hose
13	3234-5	1	Screw-HHF				



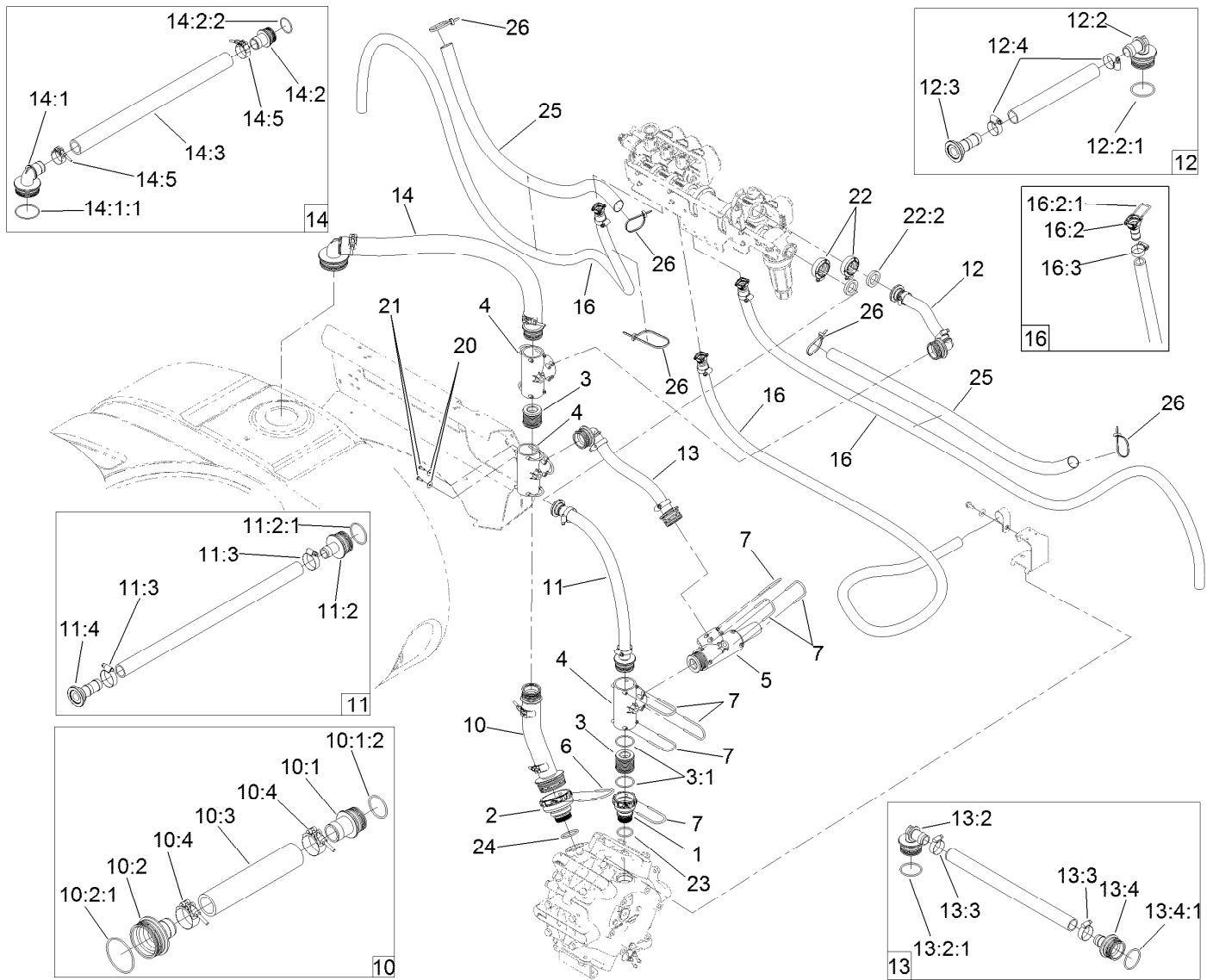
Filter Assembly No. 130-7096

<i>Ref.</i>	<i>Part Number</i>	<i>Qty.</i>	<i>Description</i>
1	100-8643	1	Housing-Filter
2	106-4942	1	Hosebarb-Straight
2:1	100-6989	1	O-Ring
3	100-8636	1	Fork-Special
4	100-8646	1	Gasket-Bulkhead
5	100-8647	1	Nut-Bulkhead
6	100-8644	2	Pin-Expansion



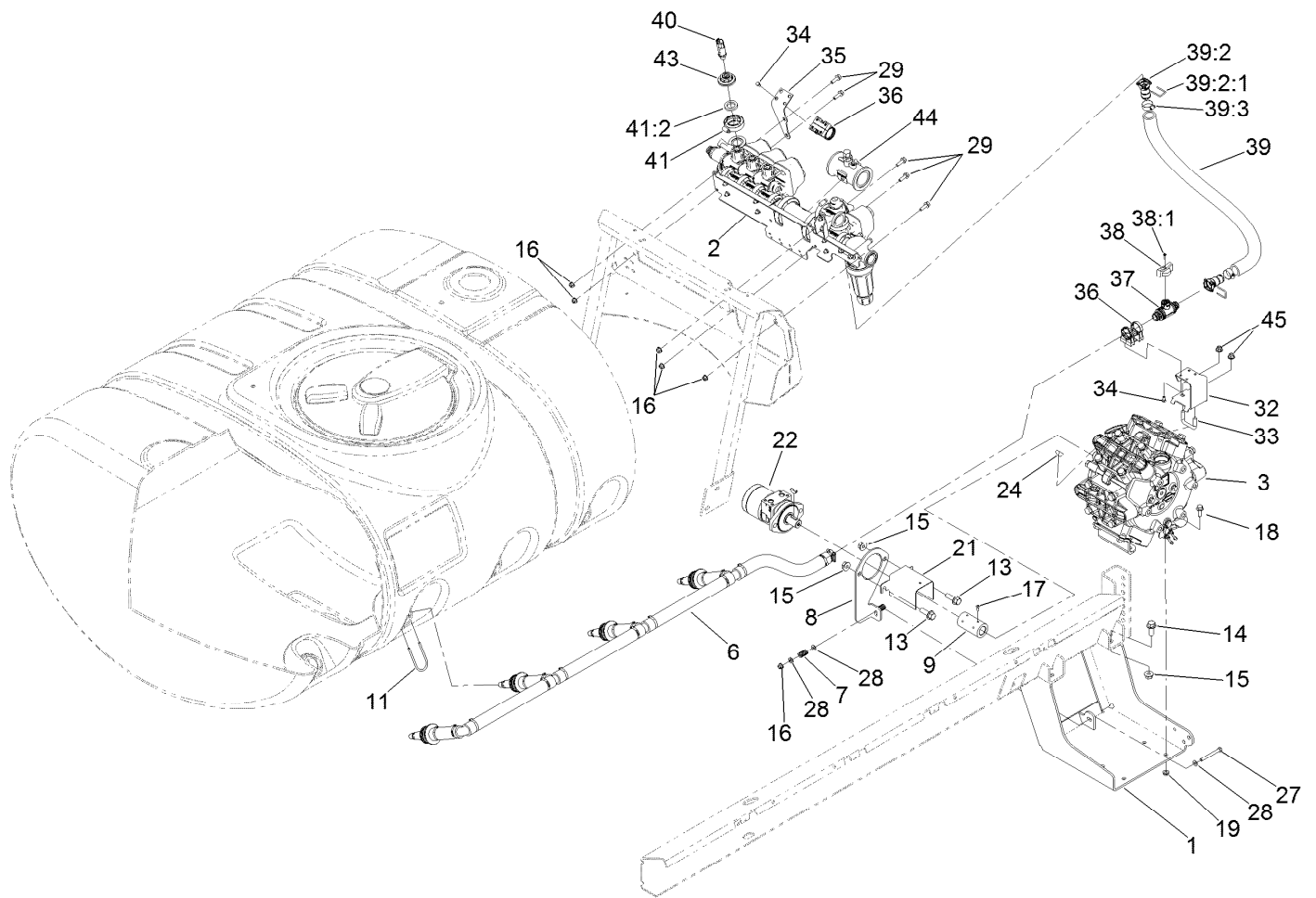
Spray System Hose Assembly

Ref.	Part Number	Qty.	Description	Ref.	Part Number	Qty.	Description
1	133-2881	1	Fitting	12:2	106-4933	1	Hosebarb ASM
2	133-2883	1	Fitting	12:2:1	100-8637	1	O-Ring
3	106-4947	2	Connector	12:3	127-1142	1	Fitting-Barb
3:1	100-8637	2	O-Ring	12:4	2412-129	2	Clamp-Hose
4	100-6704	3	Tee	13	117-7963	1	Pressure Relief Hose ASM
5	117-7874	1	Relief Valve ASM	13:2	106-4933	2	Hosebarb ASM
6	117-7996	1	Fork	13:2:1	100-8637	1	O-Ring
7	100-8635	11	Fork	13:3	2412-3	2	Clamp-Hose
10	130-7128	1	Lower Suction Hose ASM	13:4	106-4932	1	Hosebarb-Straight
10:1	117-7982	1	Hosebarb ASM	13:4:1	100-8637	1	O-Ring
10:1:2	100-8637	1	O-Ring	14	130-7127	1	Upper Suction Hose ASM
10:2	117-7965	1	Hosebarb ASM	14:1	106-4952	1	Hosebarb-90 DEG
10:2:1	100-6989	1	O-Ring	14:1:1	100-6989	1	O-Ring
10:3	127-8982	1	Hose-Suction, Lower	14:2	117-7982	1	Hosebarb ASM
10:4	130-7125	2	Clamp, T-Bolt	14:2:2	100-8637	1	O-Ring
11	132-4295	1	Supply Hose ASM	14:3	127-8981	1	Hose-Suction, Upper
11:2	106-4932	1	Hosebarb-Straight	14:5	130-7125	2	Clamp, T-Bolt
11:2:1	100-8637	1	O-Ring	16	132-4298	3	Left Boom Hose ASM
11:3	2412-3	2	Clamp-Hose	16:2	127-9807	1	Straight Fitting Kit
11:4	127-1142	1	Fitting-Barb	16:2:1	133-0398	1	Pin-Fork
12	132-4296	1	Agitation Bypass Hose ASM	16:3	2412-129	1	Clamp-Hose



Spray System Hose Assembly (continued)

<i>Ref.</i>	<i>Part Number</i>	<i>Qty.</i>	<i>Description</i>	<i>Ref.</i>	<i>Part Number</i>	<i>Qty.</i>	<i>Description</i>
20	3256-61	2	Washer-Flat	23	133-2882	1	O-Ring
21	32144-32	2	Screw	24	133-2884	1	O-Ring
22	127-9829	2	Clamp/Gasket Kit	25	107-8650	2	Conduit-Convolutd
22:2	127-1145	1	Gasket-Flange	26	3290-378	5	Tie-Cable

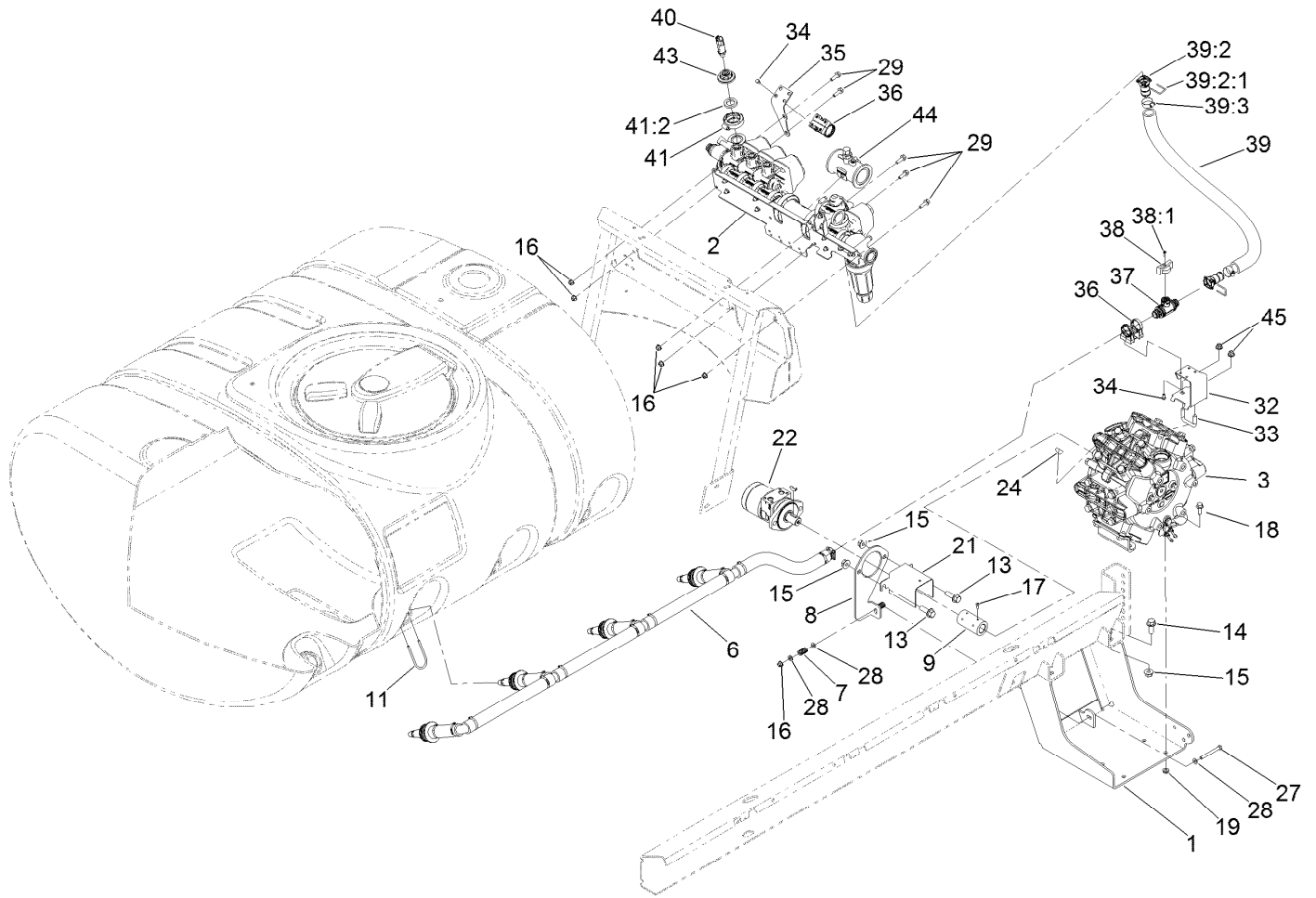


Spray Pump and Valve Assembly

Ref.	Part Number	Qty.	Description	Ref.	Part Number	Qty.	Description
1	117-0655-03	1	Bracket-Pump	27	322-14	1	Screw-HH
2		1	Spray Manifold ASM ■	28	3256-23	5	Washer-Plain
3	137-4230	1	Pump ASM	29	3234-29	5	Screw-HHF
6	132-4309	1	Agitation Hose ASM	32	136-0376-03	1	Bracket-Valve, Agitation
7	110-5331	2	Spring-Compression	33	107-3073	1	U-Bolt
8	117-8040-03	1	Plate-Mount, Motor	34	33113-012	8	Screw-HH
9	117-8045	1	Coupler	35	136-2286-03	1	Mount-Plate, Support
11	100-8635	4	Fork	36	132-4302	2	Mount-Valve
13	100-6116	2	Screw-HHF	37	131-0249	1	On/Off 2-Way Valve Kit
14	110-5057	4	Capscrew-HHF	38	131-0264	1	Agitation Throttling Handle Kit
15	108-3745	6	Nut-HHF, Whiz	38:1	131-0263	1	Screw-Handle
16	104-8300	6	Nut-HF, NI	39	132-4310	1	Agitation Supply Hose ASM
17	3241-7	4	Screw-SQH	39:2	127-9806	2	Fitting Kit
18	3234-11	4	Screw-HHF	39:2:1	133-0398	1	Pin-Fork
19	3290-357	4	Nut-HHF, Whiz	39:3	2412-34	2	Clamp-Hose
21	120-0628-03	1	Guard-Shaft, Pump	40	130-8202	1	Transducer-Pressure
22	117-0706	1	HYD Motor ASM	41	127-9829	1	Clamp/Gasket Kit
24	106-1990	1	Key-Woodruff				

● Not illustrated

■ Not serviced separately

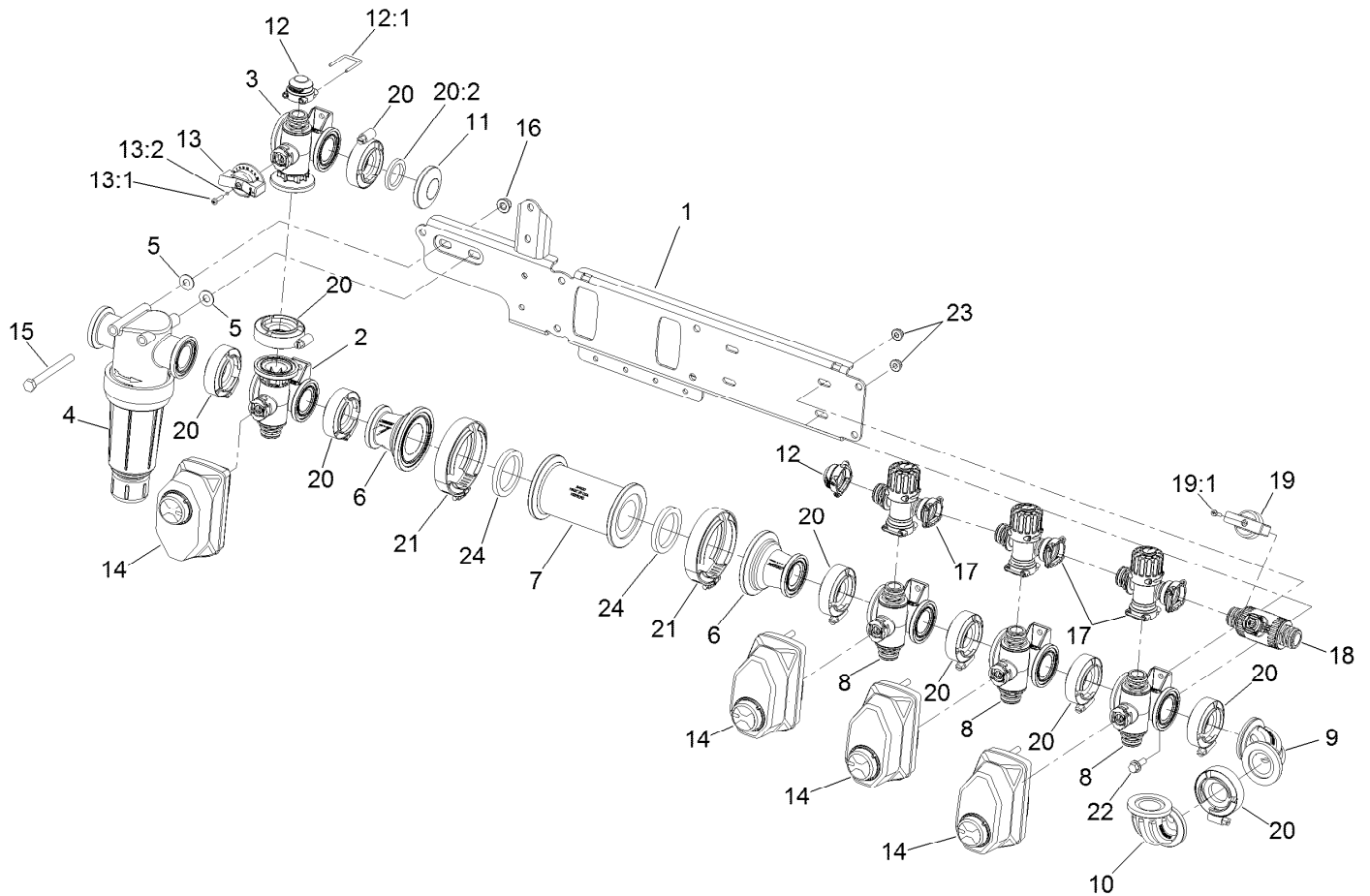


Spray Pump and Valve Assembly (continued)

<i>Ref.</i>	<i>Part Number</i>	<i>Qty.</i>	<i>Description</i>	<i>Ref.</i>	<i>Part Number</i>	<i>Qty.</i>	<i>Description</i>
41:2	127-1145	1	Gasket-Flange	45	104-8301	2	Nut-HF, NI
43	127-1185	1	Fitting-Cap, Port	99	133-0385	2	Screen-Teejet, 50 Mesh ●
44	106-1038	1	Flow Meter ASM				

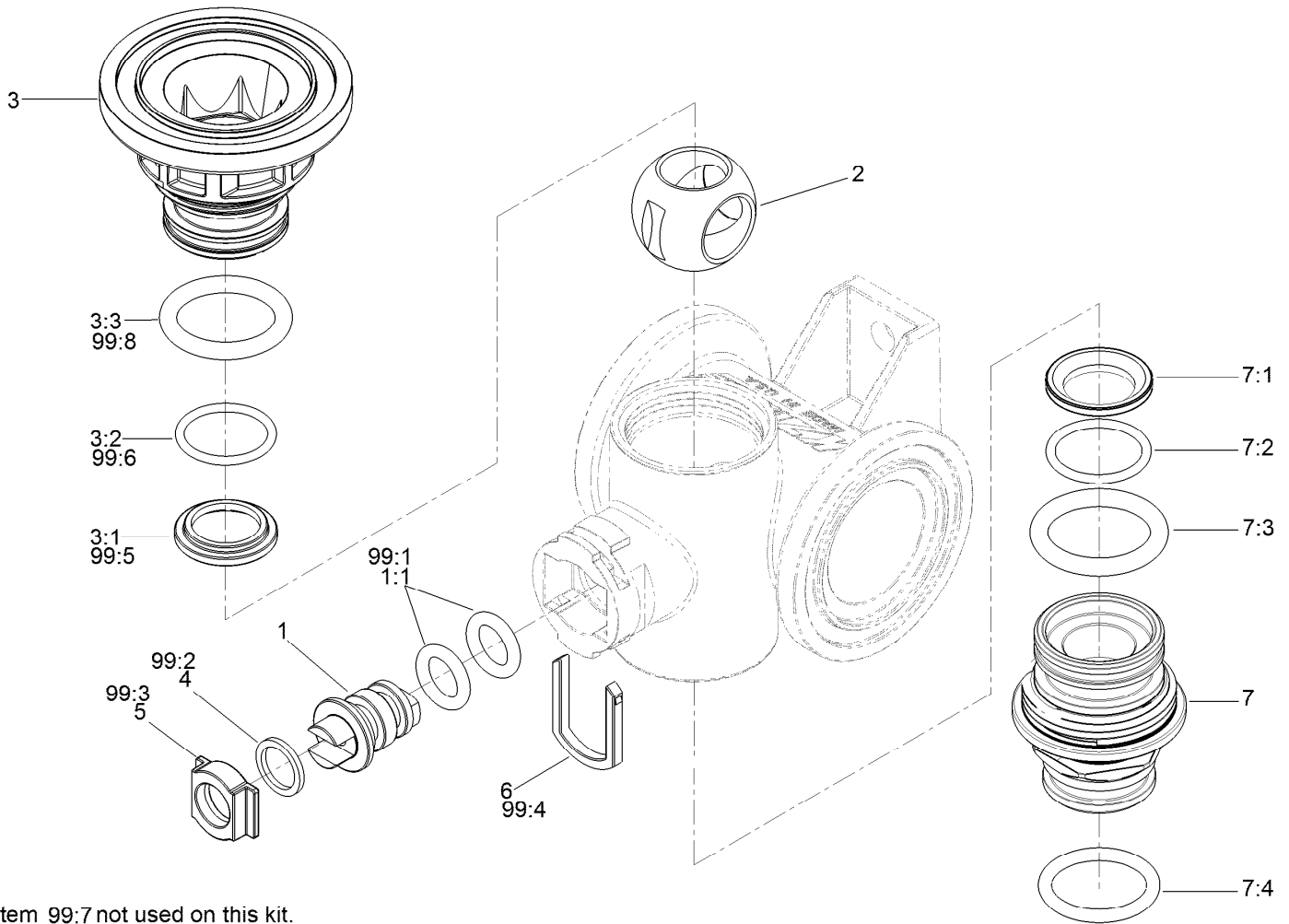
● Not illustrated

■ Not serviced separately



Spray Manifold Assembly

<i>Ref.</i>	<i>Part Number</i>	<i>Qty.</i>	<i>Description</i>	<i>Ref.</i>	<i>Part Number</i>	<i>Qty.</i>	<i>Description</i>
1	133-2852	1	Valve Mount ASM	13:1	131-0263	1	Screw-Handle
2	131-7256	1	Manifold Valve Kit	13:2	127-1197	1	O-Ring-Stem
3	131-0253	1	Manifold Valve Kit	14	131-3723	4	Actuator On/Off Kit
4	131-3791	1	Filter-Pressure	15	322-22	2	Screw-HH
5	107-0279	2	Washer	16	104-8300	2	Nut-HF, NI
6	127-1144	2	Fitting-Adapter	17	127-9805	3	Bypass Valve ASM
7	131-3739	1	Adapter	18	131-0249	1	On/Off 2-Way Valve Kit
8	127-9803	3	On/Off Manifold Valve Kit	19	131-0267	1	Bypass Handle Kit
9	131-3726	1	Fitting-Elbow, 90 DEG	19:1	131-0263	1	Screw-Handle
10	130-8297	1	Fitting-Elbow, Sweep	20	127-9829	9	Clamp/Gasket Kit
11	127-9815	1	Fitting-Cap	20:2	127-1145	1	Gasket-Flange
12	127-9811	2	Fitting-Cap, Female	21	104-9089	2	Clamp-Screw, Worm
12:1	133-0398	1	Pin-Fork	22	3234-4	8	Screw-HHF
13	131-0265	1	Agitation Regulating Handle Kit	23	104-7201	8	Nut-HF
				24	104-9090	2	Gasket

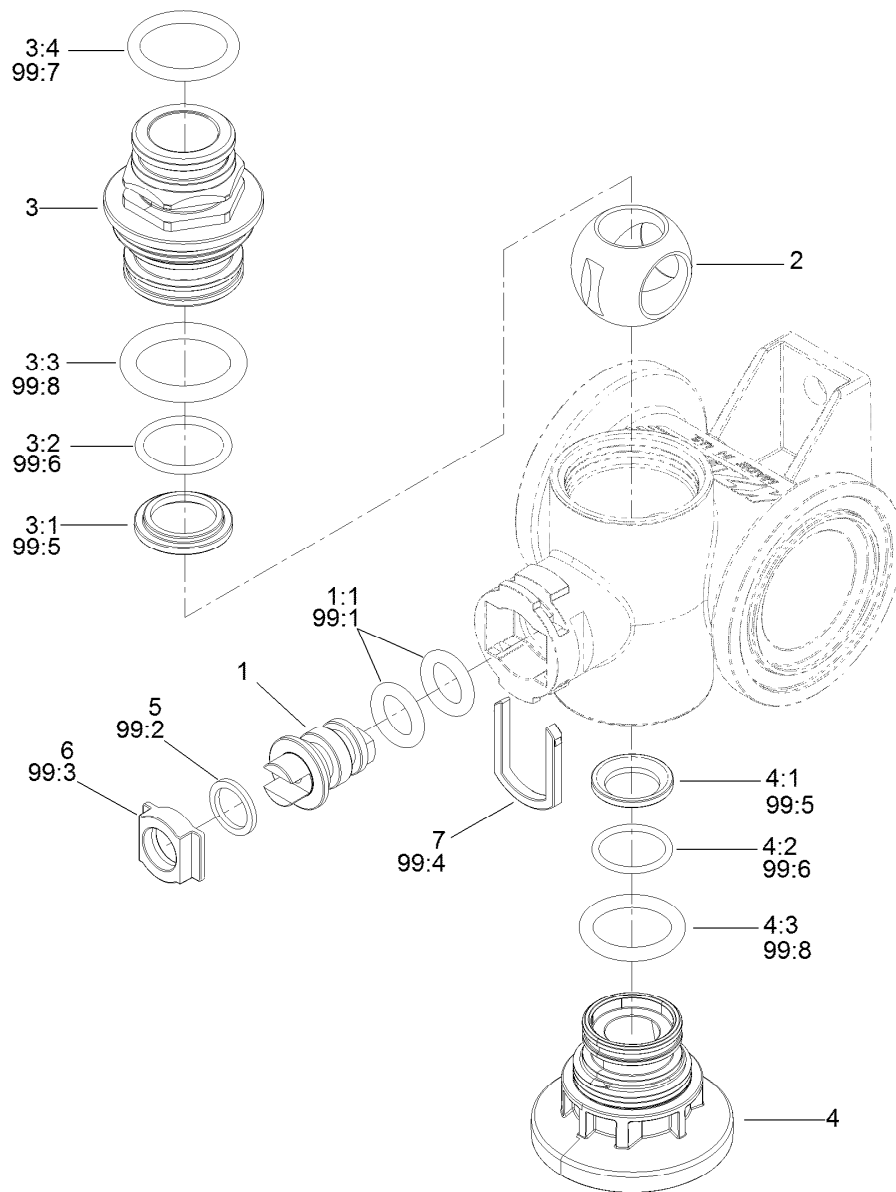


Item 99:7 not used on this kit.

Manifold Valve Kit No. 131-7256

Ref.	Part Number	Qty.	Description	Ref.	Part Number	Qty.	Description
1	130-8248	1	Valve Stem Kit	7:2	127-1188	1	O-Ring, Seat (Ball)
1:1	127-1197	2	O-Ring-Stem	7:3	127-1189	1	O-Ring, Endcap
2	127-1194	1	Ball-Valve, 3Way	7:4	127-1187	1	O-Ring, Endcap
3	130-8249	1	Endcap Kit	99	130-7304	1	Valve Repair Kit ●
3:1	127-1192	1	Seat-Ball	99:1	127-1197	2	O-Ring-Stem
3:2	127-1188	1	O-Ring, Seat (Ball)	99:2	127-1196	2	Washer-Stem, Valve
3:3	127-1189	1	O-Ring, Endcap	99:3	127-1195	1	Seat-Stem, Valve
4	127-1196	1	Washer-Stem, Valve	99:4	127-1190	1	Fork-Stem, Valve
5	127-1195	1	Seat-Stem, Valve	99:5	127-1192	2	Seat-Ball
6	127-1190	1	Fork-Stem, Valve	99:6	127-1188	2	O-Ring, Seat (Ball)
7	130-7317	1	Endcap Kit	99:7	127-1187	2	O-Ring, Endcap
7:1	127-1192	1	Seat-Ball	99:8	127-1189	2	O-Ring, Endcap

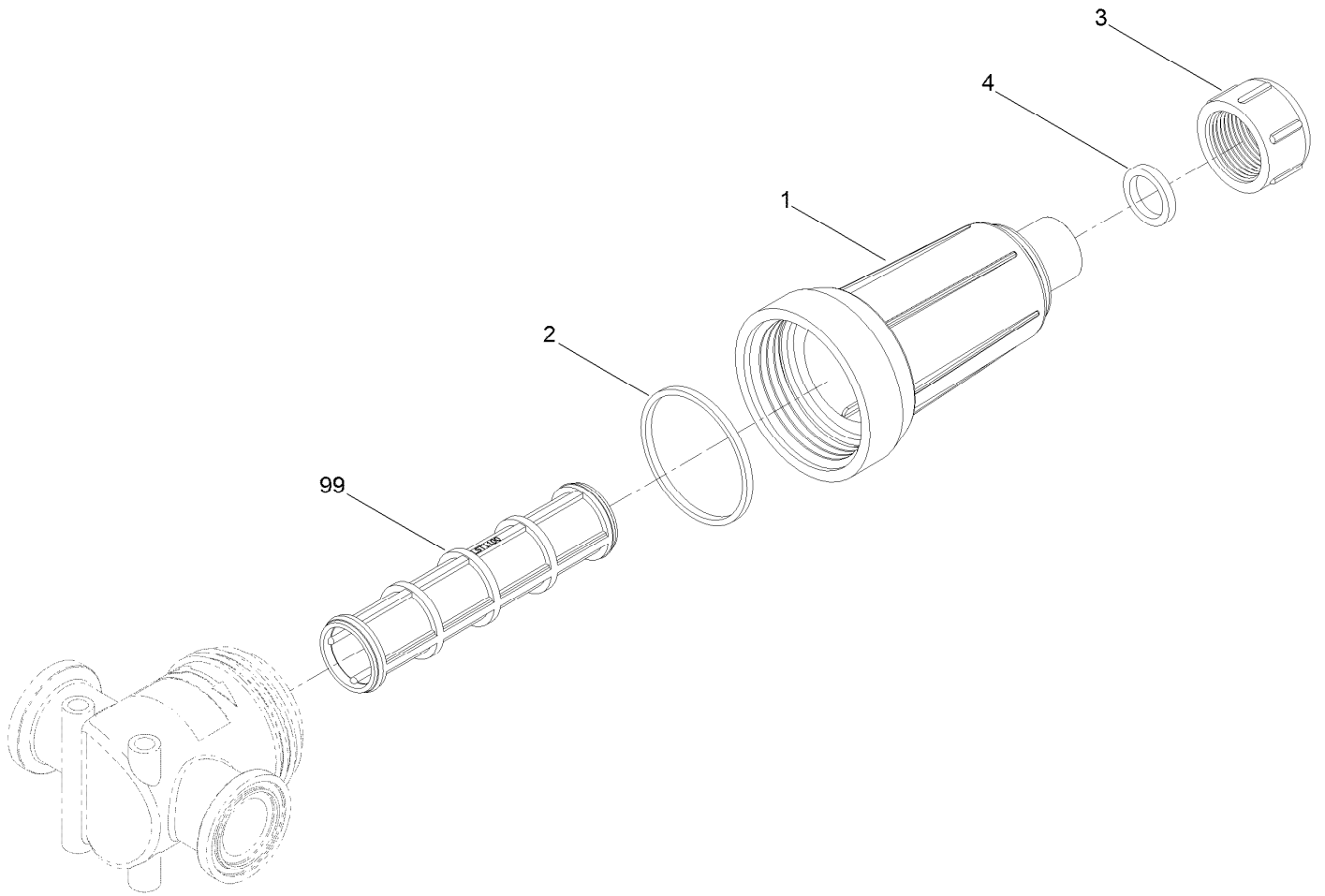
● Not illustrated



Manifold Valve Kit No. 131-0253

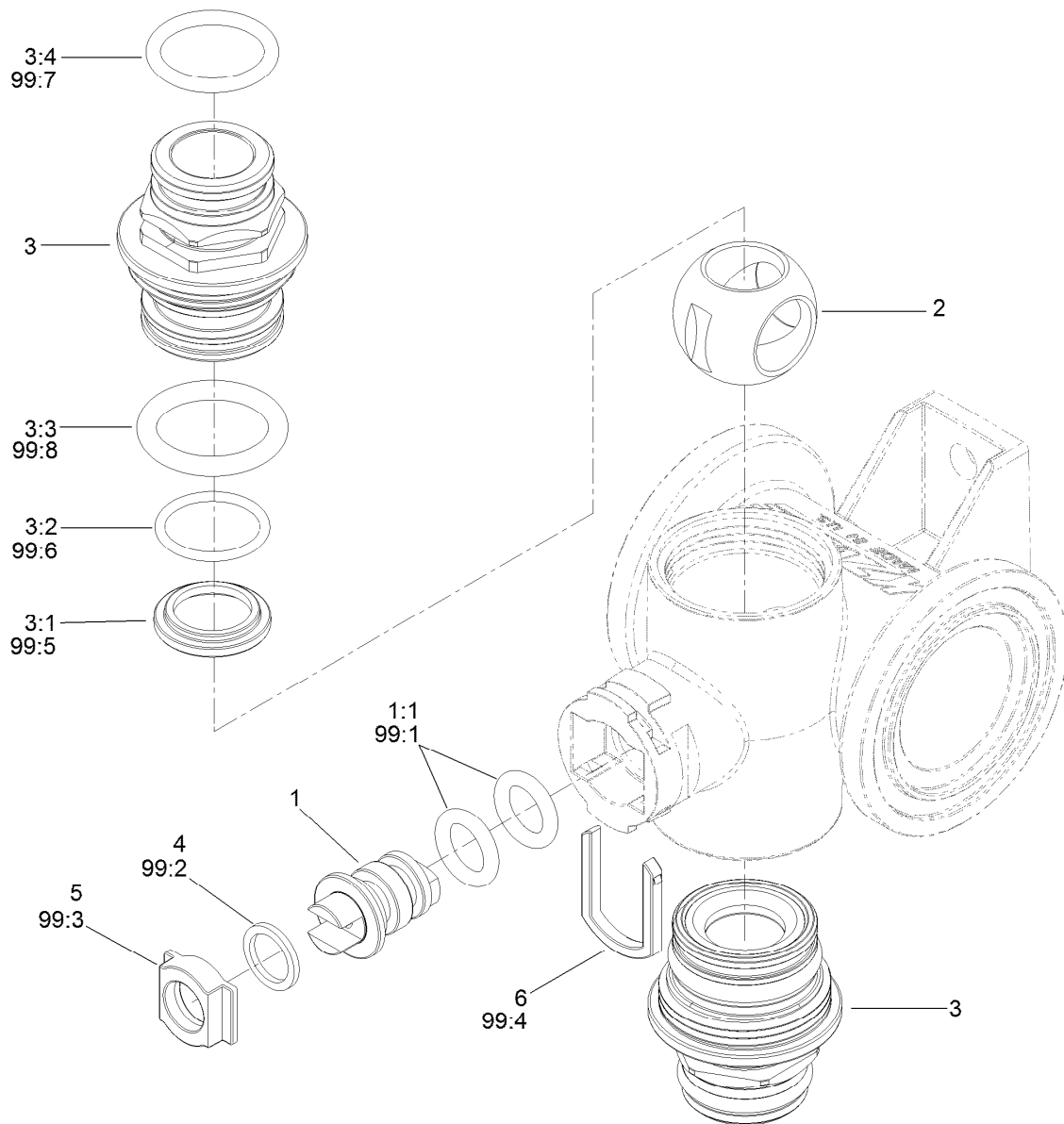
<i>Ref.</i>	<i>Part Number</i>	<i>Qty.</i>	<i>Description</i>	<i>Ref.</i>	<i>Part Number</i>	<i>Qty.</i>	<i>Description</i>
1	130-8248	1	Valve Stem Kit	5	127-1196	1	Washer-Stem, Valve
1:1	127-1197	2	O-Ring-Stem	6	127-1195	1	Seat-Stem, Valve
2	127-1113	1	Ball-V	7	127-1190	1	Fork-Stem, Valve
3	130-7317	1	Endcap Kit	99	130-7304	1	Valve Repair Kit ●
3:1	127-1192	1	Seat-Ball	99:1	127-1197	2	O-Ring-Stem
3:2	127-1188	1	O-Ring, Seat (Ball)	99:2	127-1196	2	Washer-Stem, Valve
3:3	127-1189	1	O-Ring, Endcap	99:3	127-1195	1	Seat-Stem, Valve
3:4	127-1187	1	O-Ring, Endcap	99:4	127-1190	1	Fork-Stem, Valve
4	130-8249	1	Endcap Kit	99:5	127-1192	2	Seat-Ball
4:1	127-1192	1	Seat-Ball	99:6	127-1188	2	O-Ring, Seat (Ball)
4:2	127-1188	1	O-Ring, Seat (Ball)	99:7	127-1187	2	O-Ring, Endcap
4:3	127-1189	1	O-Ring, Endcap	99:8	127-1189	2	O-Ring, Endcap

● Not illustrated



Pressure Filter Assembly No. 131-3791

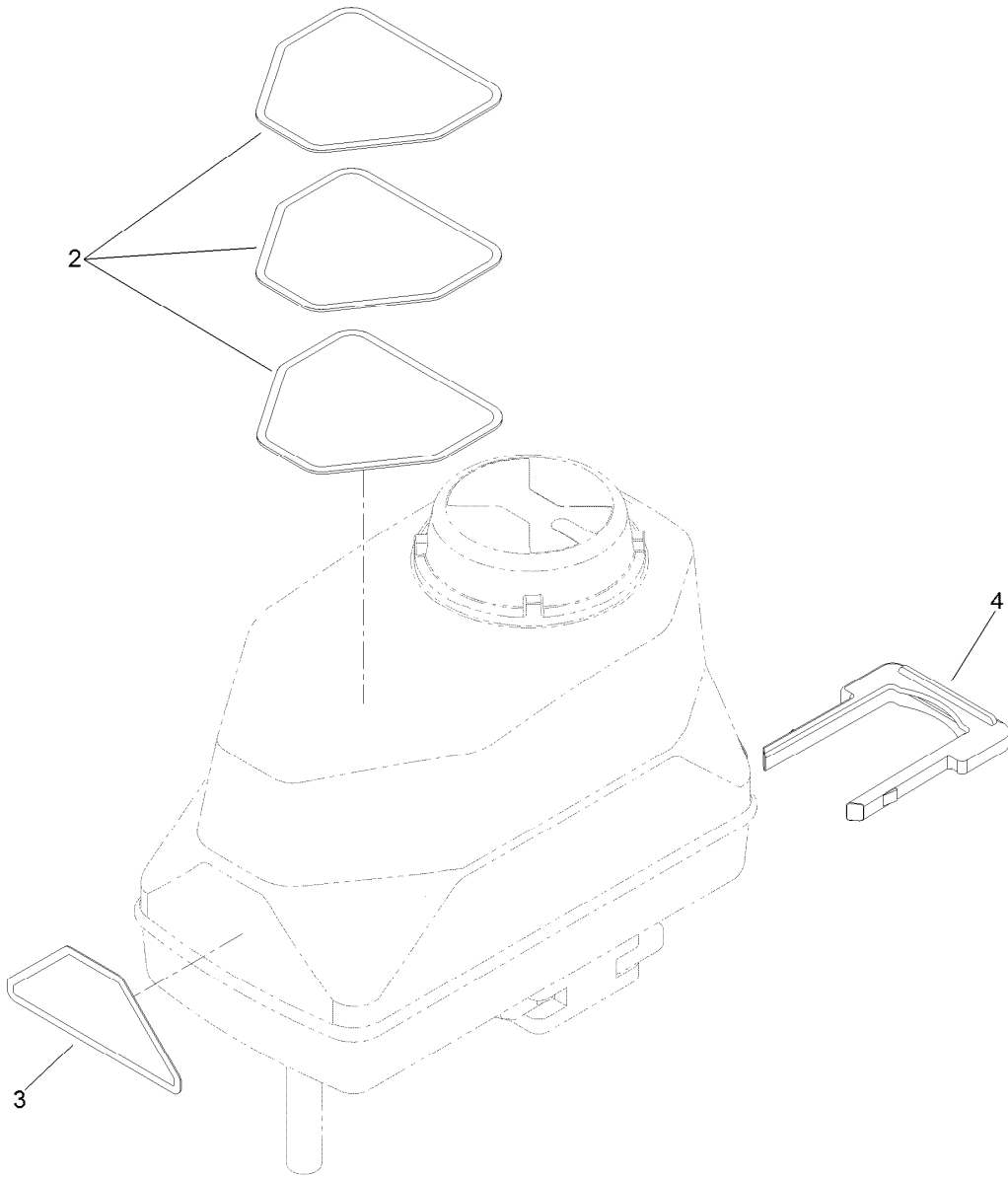
<i>Ref.</i>	<i>Part Number</i>	<i>Qty.</i>	<i>Description</i>
1	136-0397	1	Bowl-Strainer
2	136-0398	1	Rubber-Gasket
3	136-0410	1	Strainer Cap
4	136-0399	1	Rubber-Gasket
99	133-0384	1	Screen-Teejet, 30 Mesh
99	133-0385	1	Screen-Teejet, 50 Mesh
99	133-0386	1	Screen-Teejet, 80 Mesh
99	133-0387	1	Screen-Teejet, 100 Mesh



On/Off Manifold Valve Kit No. 127-9803

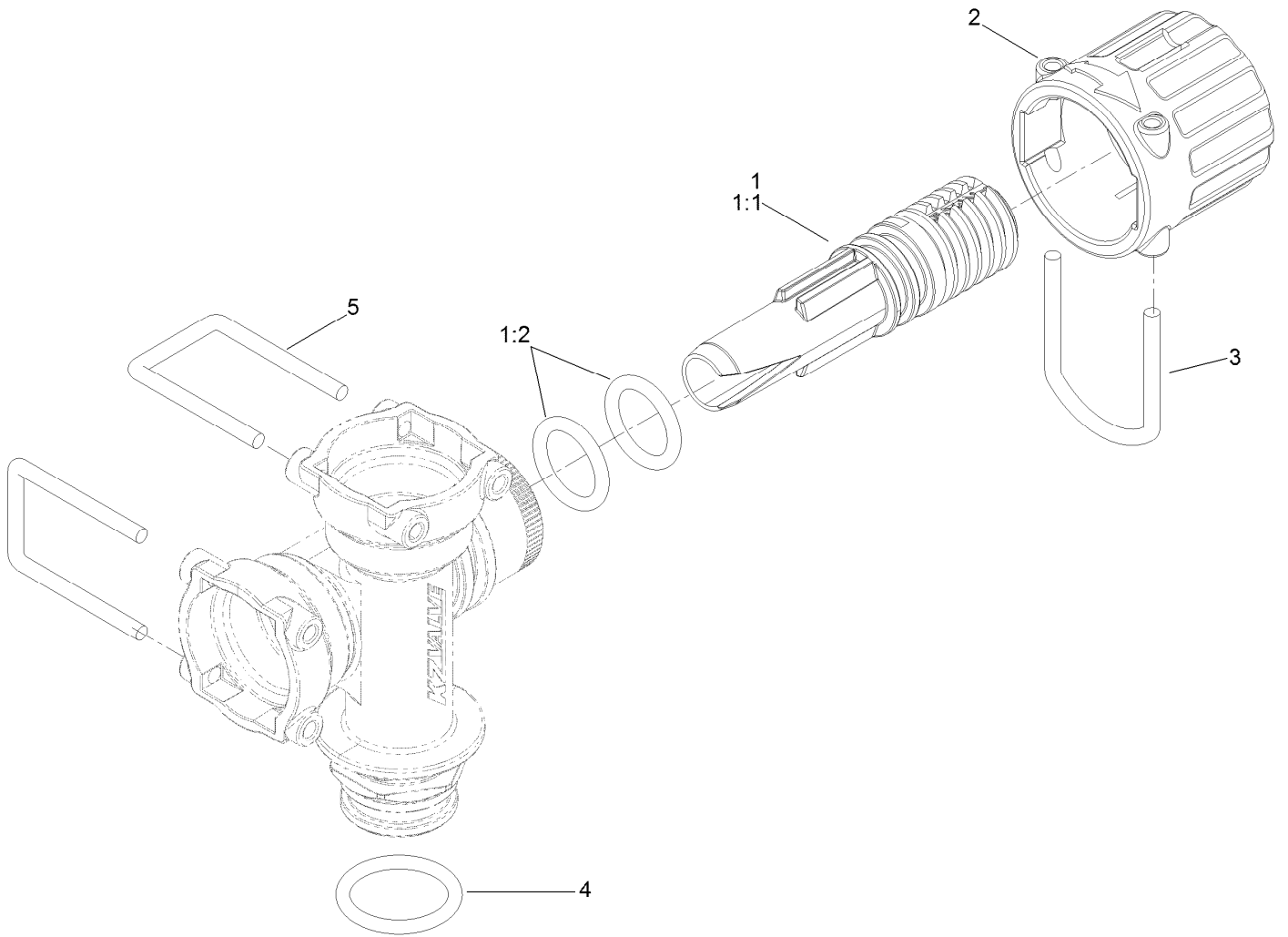
<i>Ref.</i>	<i>Part Number</i>	<i>Qty.</i>	<i>Description</i>	<i>Ref.</i>	<i>Part Number</i>	<i>Qty.</i>	<i>Description</i>
1	130-8248	1	Valve Stem Kit	6	127-1190	1	Fork-Stem, Valve
1:1	127-1197	2	O-Ring-Stem	99	130-7304	1	Valve Repair Kit ●
2	127-1194	1	Ball-Valve, 3Way	99:1	127-1197	2	O-Ring-Stem
3	130-7317	2	Endcap Kit	99:2	127-1196	2	Washer-Stem, Valve
3:1	127-1192	1	Seat-Ball	99:3	127-1195	1	Seat-Stem, Valve
3:2	127-1188	1	O-Ring, Seat (Ball)	99:4	127-1190	1	Fork-Stem, Valve
3:3	127-1189	1	O-Ring, Endcap	99:5	127-1192	2	Seat-Ball
3:4	127-1187	1	O-Ring, Endcap	99:6	127-1188	2	O-Ring, Seat (Ball)
4	127-1196	1	Washer-Stem, Valve	99:7	127-1187	2	O-Ring, Endcap
5	127-1195	1	Seat-Stem, Valve	99:8	127-1189	2	O-Ring, Endcap

● Not illustrated



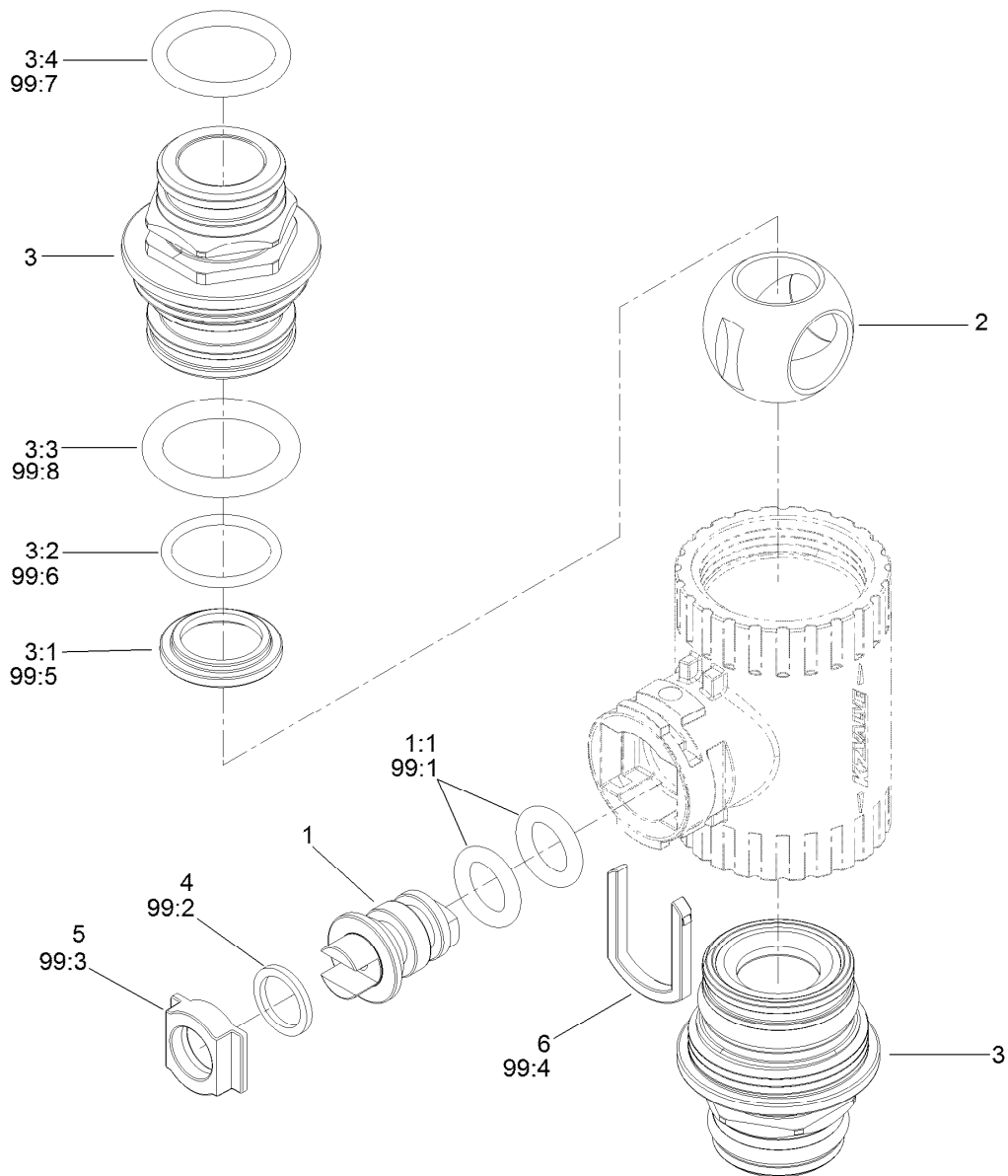
On/Off Actuator Kit No. 131-3723

<i>Ref.</i>	<i>Part Number</i>	<i>Qty.</i>	<i>Description</i>
2	127-6979	1	Decal-Valve, Agitation
2	127-6981	1	Decal-Valve, On/Off
2	127-6982	1	Decal-Valve, Master Boom
3	127-6976	1	Decal-Valve, Bypass Adjust
4	130-7301	1	Hairpin-Actuator



Bypass Valve Assembly No. 127-9805

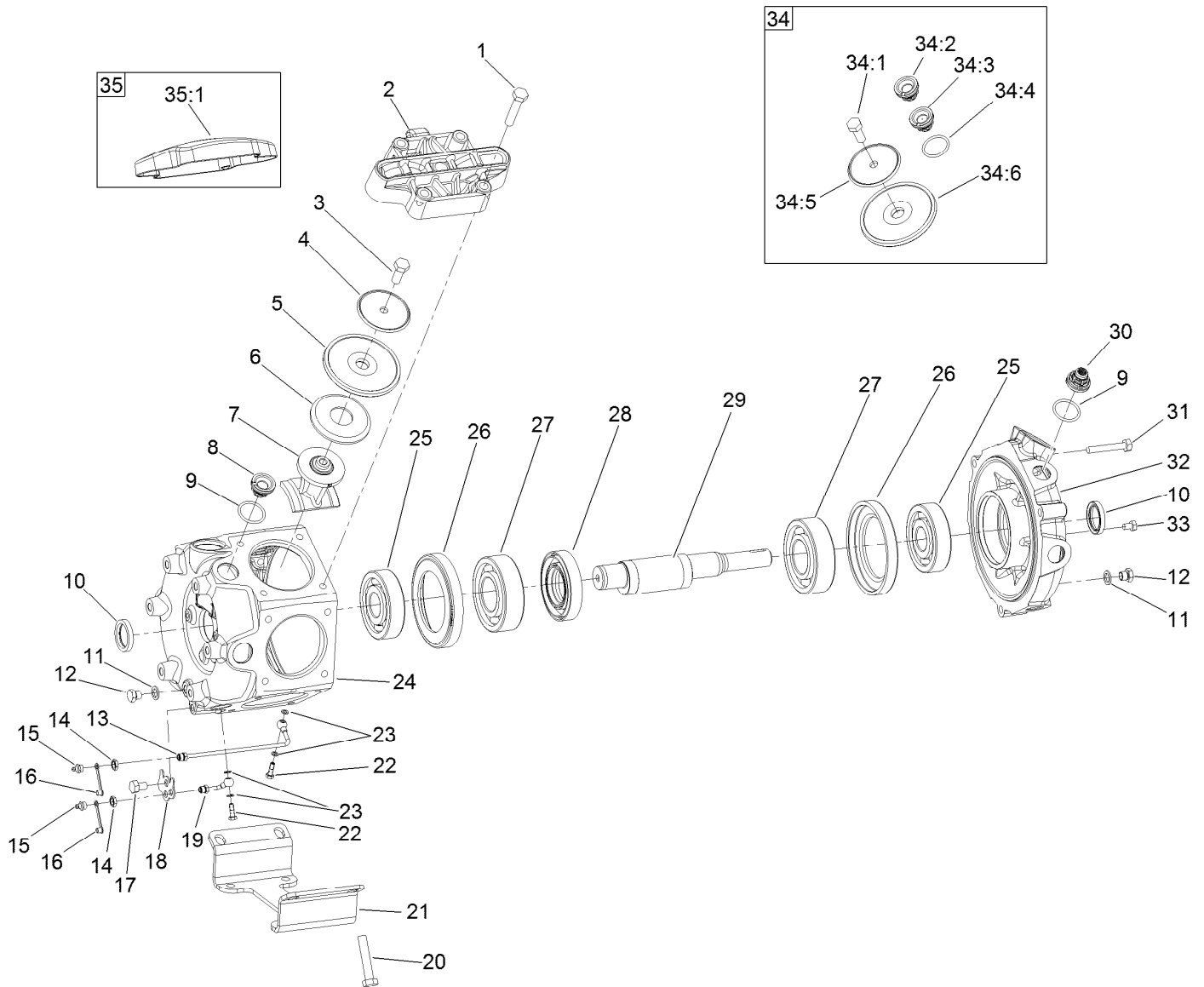
<i>Ref.</i>	<i>Part Number</i>	<i>Qty.</i>	<i>Description</i>
1	131-0298	1	Bypass Needle Kit
1:1	127-1182	1	Needle-Bypass
1:2	127-1181	2	Oring-Bypass Needle
2	127-1180	1	Knob-Bypass
3	127-1179	1	Fork-Bypass Knob
4	127-1187	1	O-Ring, Endcap
5	133-0398	2	Pin-Fork



On/Off 2-Way Valve Kit No. 131-0249

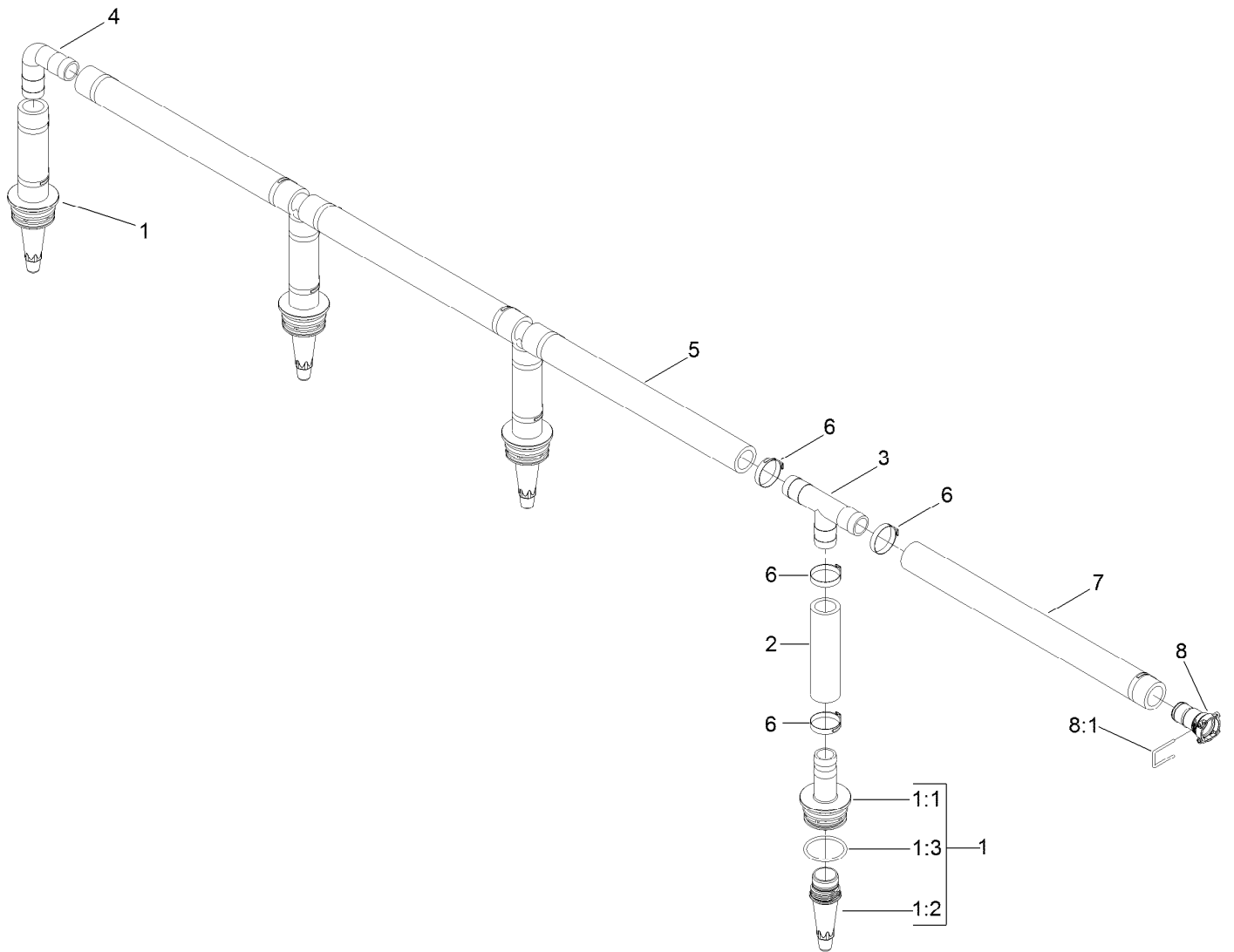
Ref.	Part Number	Qty.	Description	Ref.	Part Number	Qty.	Description
1	130-8248	1	Valve Stem Kit	6	127-1190	1	Fork-Stem, Valve
1:1	127-1197	2	O-Ring-Stem	99	130-7304	1	Valve Repair Kit ●
2	131-0252	1	Ball-2-Way	99:1	127-1197	2	O-Ring-Stem
3	130-7317	2	Endcap Kit	99:2	127-1196	2	Washer-Stem, Valve
3:1	127-1192	1	Seat-Ball	99:3	127-1195	1	Seat-Stem, Valve
3:2	127-1188	1	O-Ring, Seat (Ball)	99:4	127-1190	1	Fork-Stem, Valve
3:3	127-1189	1	O-Ring, Endcap	99:5	127-1192	2	Seat-Ball
3:4	127-1187	1	O-Ring, Endcap	99:6	127-1188	2	O-Ring, Seat (Ball)
4	127-1196	1	Washer-Stem, Valve	99:7	127-1187	2	O-Ring, Endcap
5	127-1195	1	Seat-Stem, Valve	99:8	127-1189	2	O-Ring, Endcap

● Not illustrated



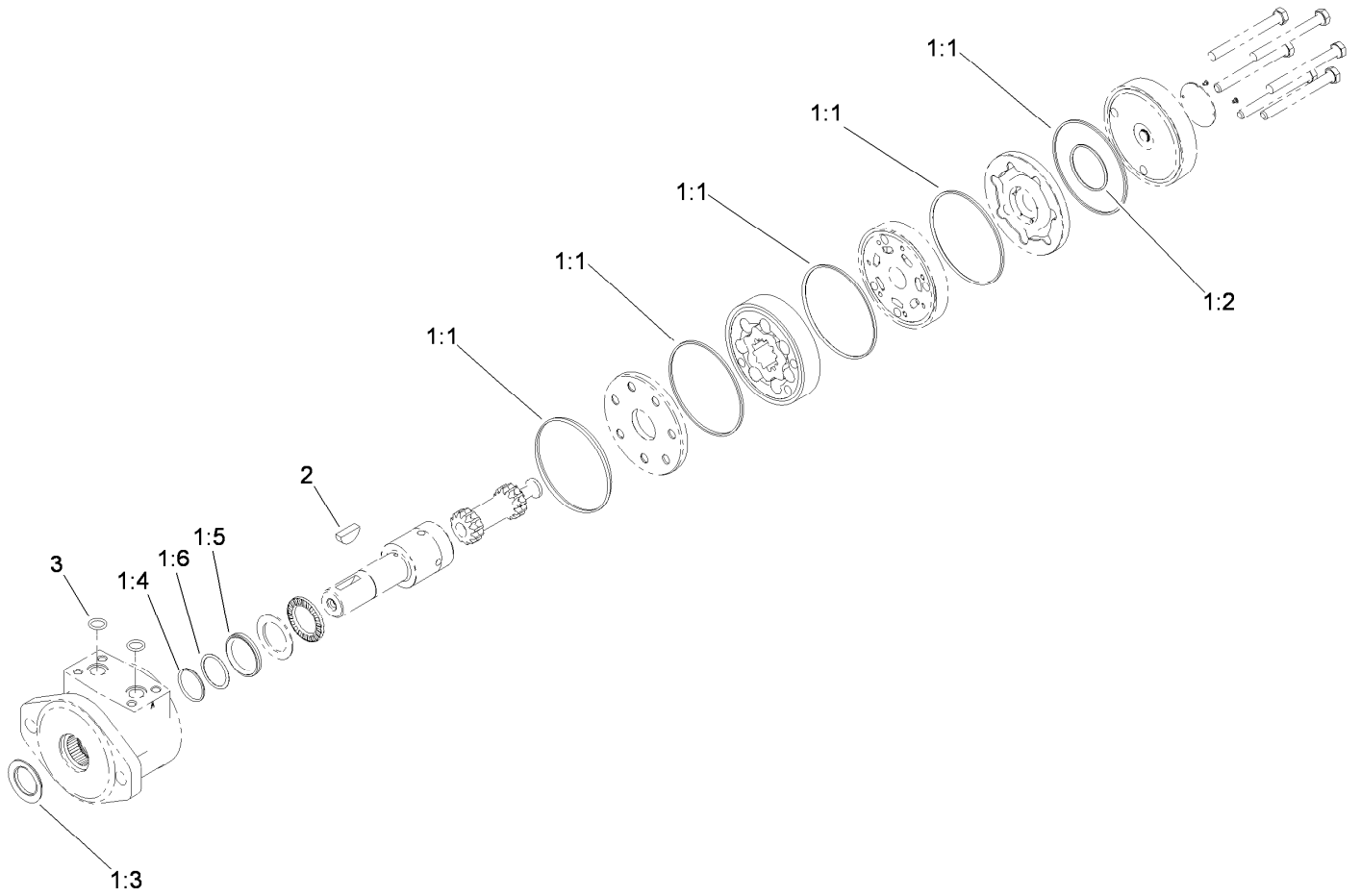
Pump Assembly No. 137-4230

Ref.	Part Number	Qty.	Description	Ref.	Part Number	Qty.	Description
1	120-0773	20	Bolt-Hex	22	133-2830	2	Bolt-Banjo
2	133-2824	6	Cover-Pump, Hardened	23	136-2251	4	Gasket
3	120-0777	6	Bolt-Hex	24	133-2821	1	Housing-Pump, Main
4	120-0778	6	Disc-Diaphragm	25	120-0788	2	Bearing-Ball
5	120-0779	6	Diaphragm	26	133-2820	2	Spacer-Metal
6	120-0780	6	Disc-Backing, Diaphragm	27	120-0791	2	Bearing-Ball
7	120-0781	6	Rod-Connecting	28	133-2827	1	Distance Ring
8	99-0861	10	Valve-Pump	29	133-2825	1	Shaft-Crank
9	100-6651	12	O-Ring	30	120-0793	2	Valve W/Hole
10	120-0783	2	Seal-Oil	31	120-0794	3	Bolt-Hex
11	120-0786	2	Seal	32	133-2822	1	Housing-Pump, Front
12	120-0785	2	Plug	33	120-0784	4	Bolt-Hex
13	133-2877	1	Tube-Banjo, Long	34	120-0796	1	Pump Kit
14	133-2878	2	Nut	34:1	120-0777	6	Bolt-Hex
15	133-2879	2	Nipple-Grease	34:2	99-0861	10	Valve-Pump
16	133-2880	2	Cap-Grease Nipple, Yellow	34:3	120-0793	2	Valve W/Hole
17	136-2252	1	Bolt-Hex	34:4	100-6651	12	O-Ring
18	133-2875	1	Plate-Nipple, Grease	34:5	120-0778	6	Disc-Diaphragm
19	133-2876	1	Tube-Banjo, Short	34:6	120-0779	6	Diaphragm
20	120-0774	4	Bolt-Hex	35	133-2898	1	Pump Head Kit
21	120-0787	1	Foot-Pump	35:1	133-2824	6	Cover-Pump, Hardened



Agitation Hose Assembly No. 132-4309

Ref.	Part Number	Qty.	Description
1	131-3731	4	Agitation Nozzle ASM
1:1	131-3732	1	Fitting-Barb
1:2	120-8579	1	Nozzle-Agitation
1:3	121-4996	1	O-Ring
2	119-0441	4	Hose-Agitaiton
3	117-7866	3	Tee-Hosebarb
4	117-7867	1	Elbow-Hosebarb
5	117-7862	3	Hose-Main Agitation
6	2412-3	16	Clamp-Hose
7	137-4181	1	Hose-Agitation
8	127-9806	1	Fitting Kit
8:1	133-0398	1	Pin-Fork

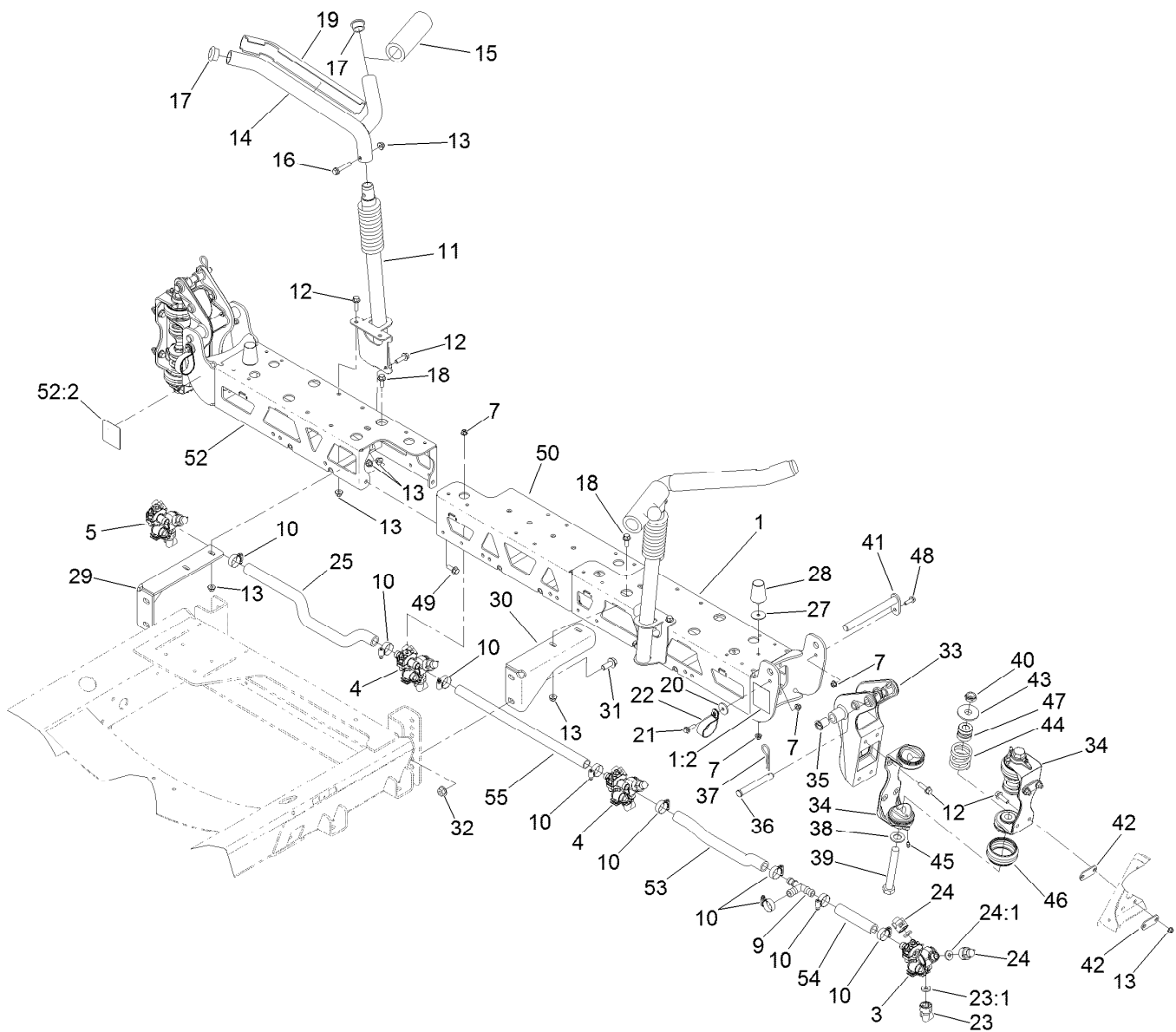


Hydraulic Motor Assembly No. 117-0706

Ref.	Part Number	Qty.	Description
1	119-0433	1	Wheel Motor Seal Kit ●
1:1		5	Seal-Ring ■
1:2		1	Seal-Commutator ■
1:3		1	Seal-Dirt And Water ■
1:4		1	Ring-Backing ■
1:5		1	Seal-Shaft ■
1:6		1	Washer-Backup ■
2	3257-8	1	Key-Woodruff
3	120-0691	2	O-Ring

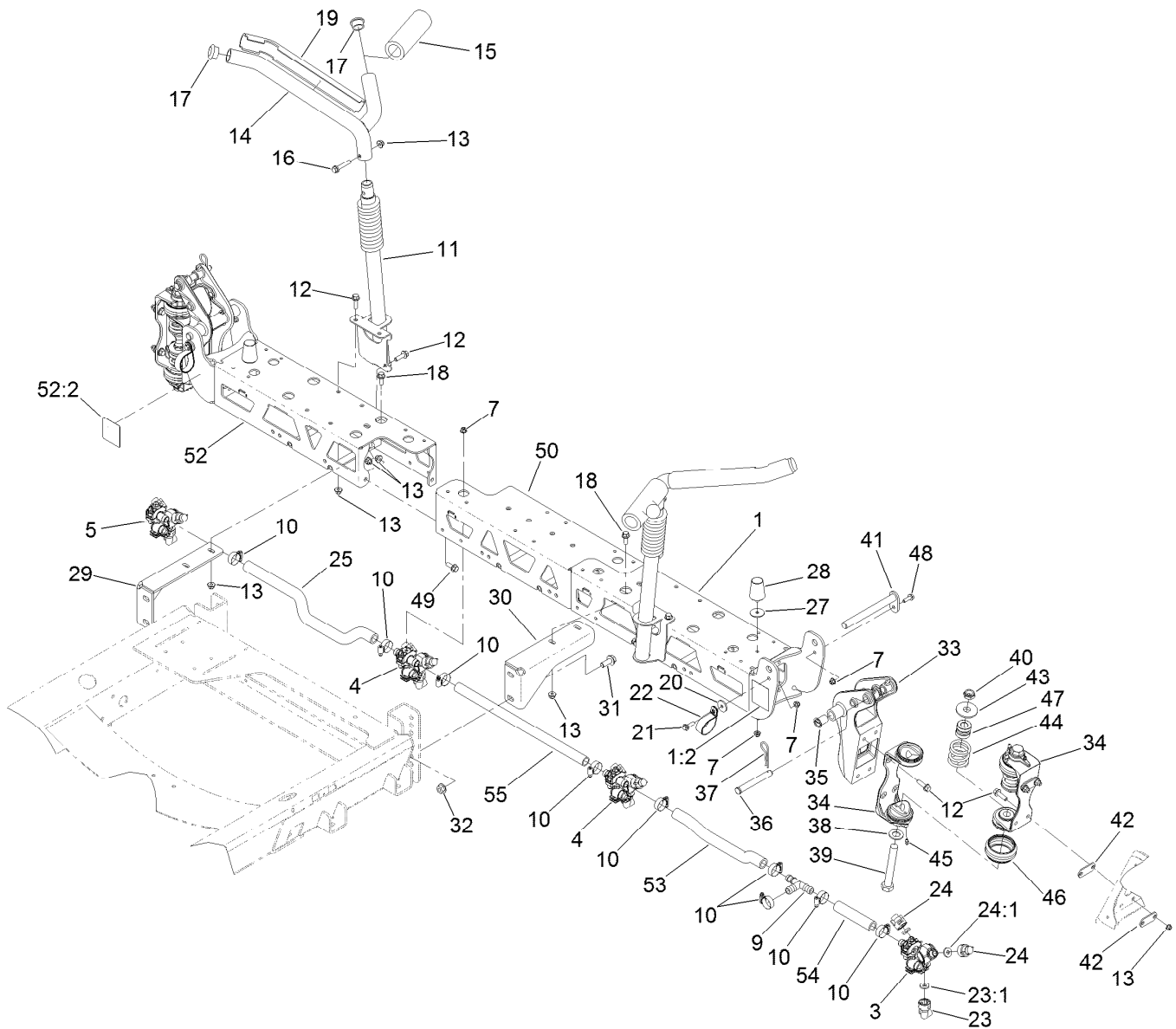
● Not illustrated

■ Not serviced separately



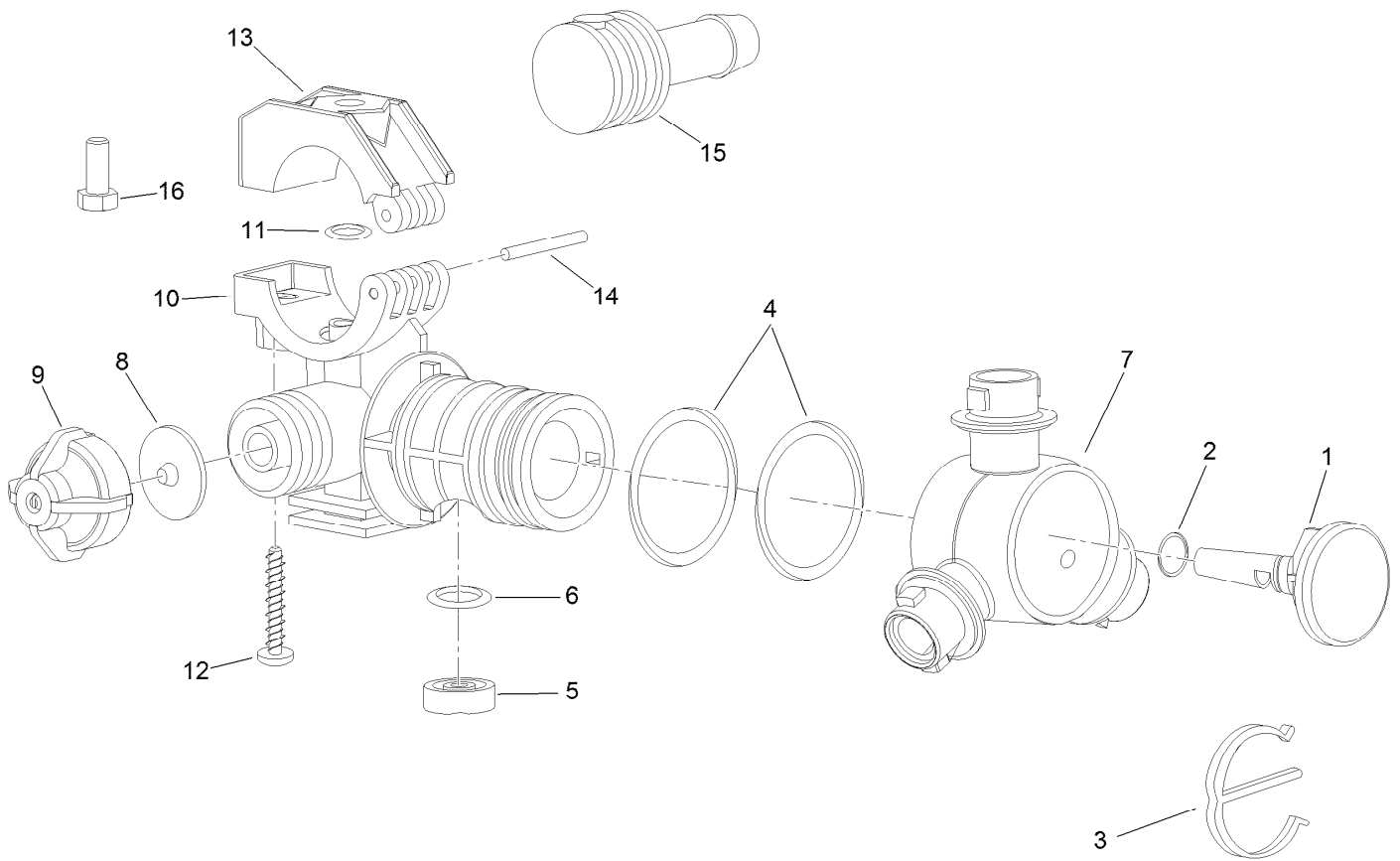
Center Boom Assembly

Ref.	Part Number	Qty.	Description	Ref.	Part Number	Qty.	Description
1	136-0381	1	Boom-LH	23	95-9186	4	Cap
1:2	120-0617	2	Decal-Warning, Pinch, Crush	23:1	40998	1	Seat-Gasket
3	108-3725	1	LH Single Body Turret ASM	24	95-9187	8	Cap-Blank
4	108-3727	2	Double Turret Body ASM	24:1	40998	1	Seat-Gasket
5	108-3726	1	RH Single Body Turret ASM	25	108-3735	1	Hose-Boom, Center (LH)
7	104-8300	10	Nut-HF, NI	27	3256-68	2	Washer-Flat
9	108-3439	1	Tee	28	110-5070	2	Bumper
10	2412-129	9	Clamp-Hose	29	127-8955-03	1	Mount-Boom
11	130-8238-03	2	Lower Cradle ASM	30	127-8956-03	1	Mount-Boom
12	110-5050	22	Screw-HHF	31	110-5057	4	Capscrew-HHF
13	104-8301	32	Nut-HF, NI	32	108-3745	4	Nut-HHF, Whiz
14	108-3476-03	2	Cradle-Upper	33	119-4993-03	2	Bracket-Pivot
15	108-3457	2	Spacer	34	108-3471-03	4	Hinge
16	108-3742	2	Screw-HHF	35	100-8541	4	Bushing-A Arm
17	108-3489	4	Cap-Tube	36	108-3436	2	Pin-Clevis
18	110-5052	4	Screw-HHF	37	3290-468	2	Pin-Cotter
19	108-3495	2	Cover-Slide	38	110-5054	4	Washer-Flat
20	108-3743	2	Washer	39	108-3738	4	Screw-HH
21	108-3744	2	Screw-Shoulder	40	3296-15	4	Nut-Lock, NI
22	114-9566	2	Clamp-R	41	108-3419	2	Pivot Pin ASM
				42	108-3605	8	Plate-Backing



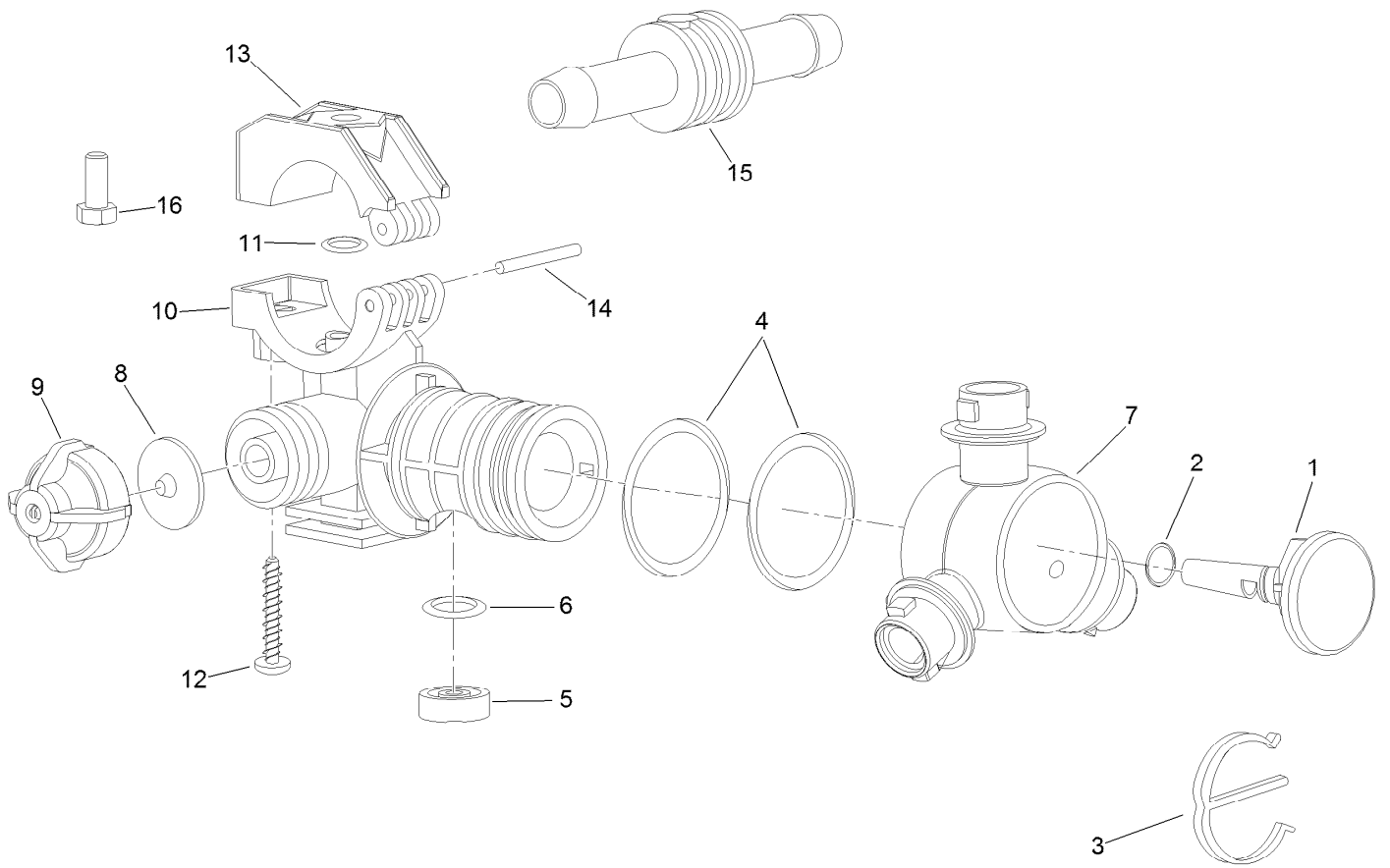
Center Boom Assembly (continued)

<i>Ref.</i>	<i>Part Number</i>	<i>Qty.</i>	<i>Description</i>	<i>Ref.</i>	<i>Part Number</i>	<i>Qty.</i>	<i>Description</i>
43	108-3444	4	Retainer-Spring	50	133-0412-03	1	Center-Center, Boom
44	108-3440	4	Spring-Breakaway, Boom	52	136-0382	1	Boom-RH
45	302-5	8	Fitting-Grease	52:2	120-0617	2	Decal-Warning, Pinch, Crush
46	108-3459	4	Boot-Hinge	53	136-0438	1	Hose-Formed
47	120-8541	4	Dampener-Hinge	54	108-3728	1	Hose-Boom
48	108-3748	2	Screw-HHF	55	40506	1	Hose-Jumper
49	3234-42	4	Screw-HHF				



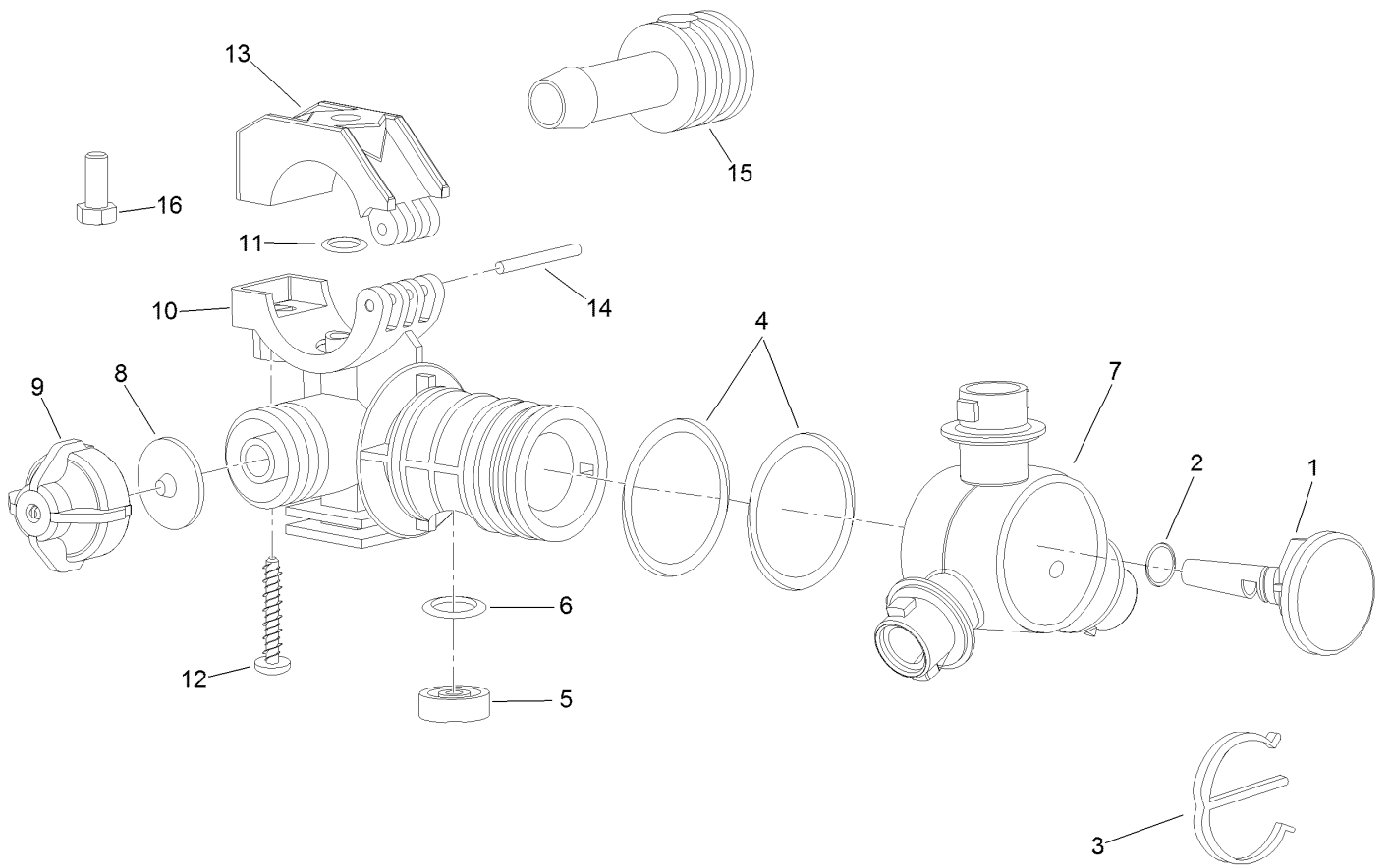
LH Single Turret Body Assembly No. 108-3725

<i>Ref.</i>	<i>Part Number</i>	<i>Qty.</i>	<i>Description</i>	<i>Ref.</i>	<i>Part Number</i>	<i>Qty.</i>	<i>Description</i>
1	95-9200	1	Plug	9	95-9193	1	Cap-Diaphragm
2	95-9198	1	O-Ring	10	95-9192	1	Body-Split Eyelet
3	95-9197	1	E-Clip	11	95-9191	1	O-Ring
4	95-9199	2	O-Ring	12	99-0811	1	Screw-Clamp
5	108-3264	1	Seal-Viton	13	99-0812	1	Clamp-Upper
6	108-3265	1	O-Ring-Viton	14	99-0814	1	Pin-Pivot
7	95-9196	1	Turret	15	95-9201	1	Shank-Hose
8	41003	1	Diaphragm	16	322-3	1	Screw-HH



Double Turret Body Assembly No. 108-3727

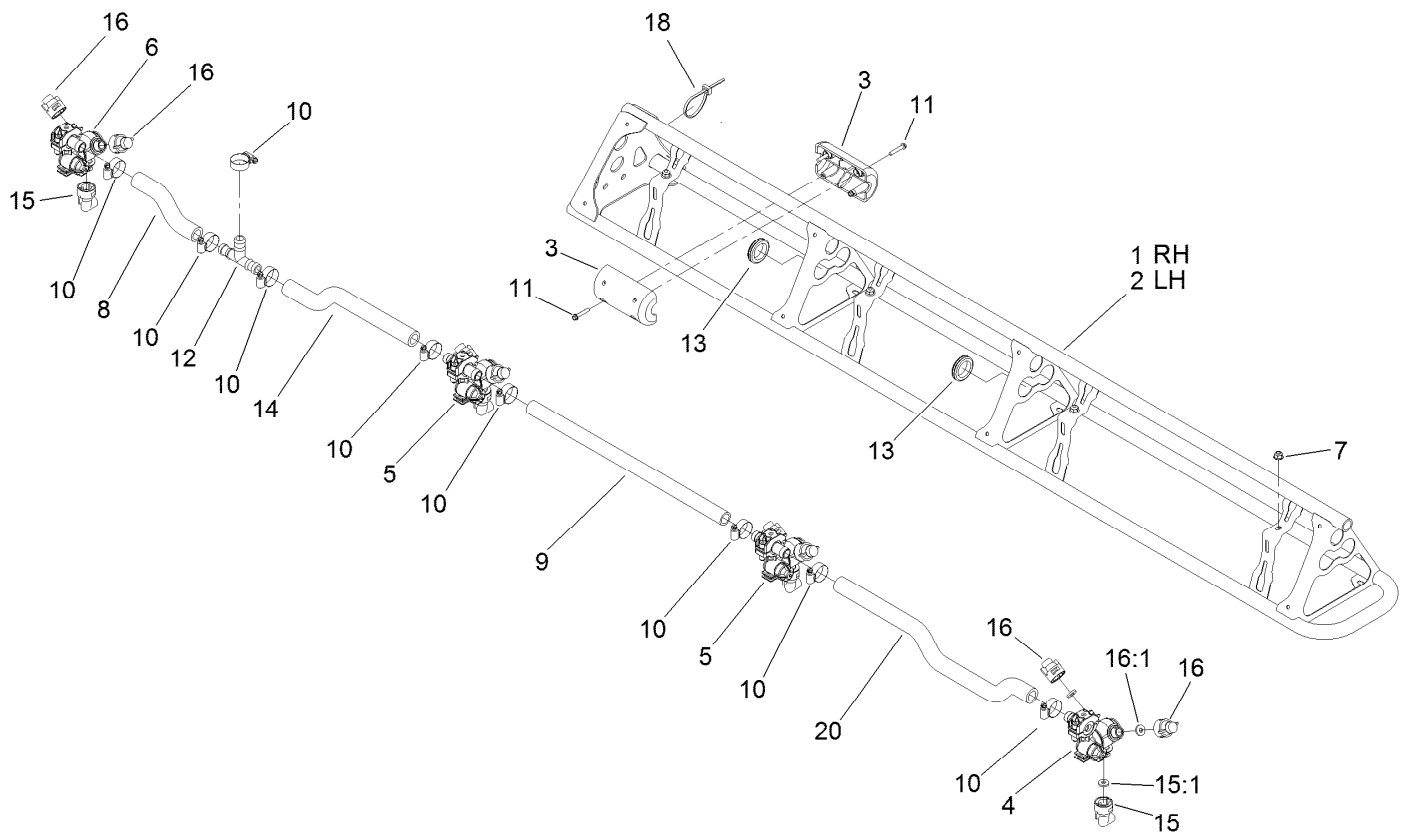
<i>Ref.</i>	<i>Part Number</i>	<i>Qty.</i>	<i>Description</i>	<i>Ref.</i>	<i>Part Number</i>	<i>Qty.</i>	<i>Description</i>
1	95-9200	1	Plug	9	95-9193	1	Cap-Diaphragm
2	95-9198	1	O-Ring	10	95-9192	1	Body-Split Eyelet
3	95-9197	1	E-Clip	11	95-9191	1	O-Ring
4	95-9199	2	O-Ring	12	99-0811	1	Screw-Clamp
5	108-3264	1	Seal-Viton	13	99-0812	1	Clamp-Upper
6	108-3265	1	O-Ring-Viton	14	99-0814	1	Pin-Pivot
7	95-9196	1	Turret	15	95-9202	1	Shank-Hose
8	41003	1	Diaphragm	16	322-3	1	Screw-HH



RH Single Body Turret Assembly No. 108-3726

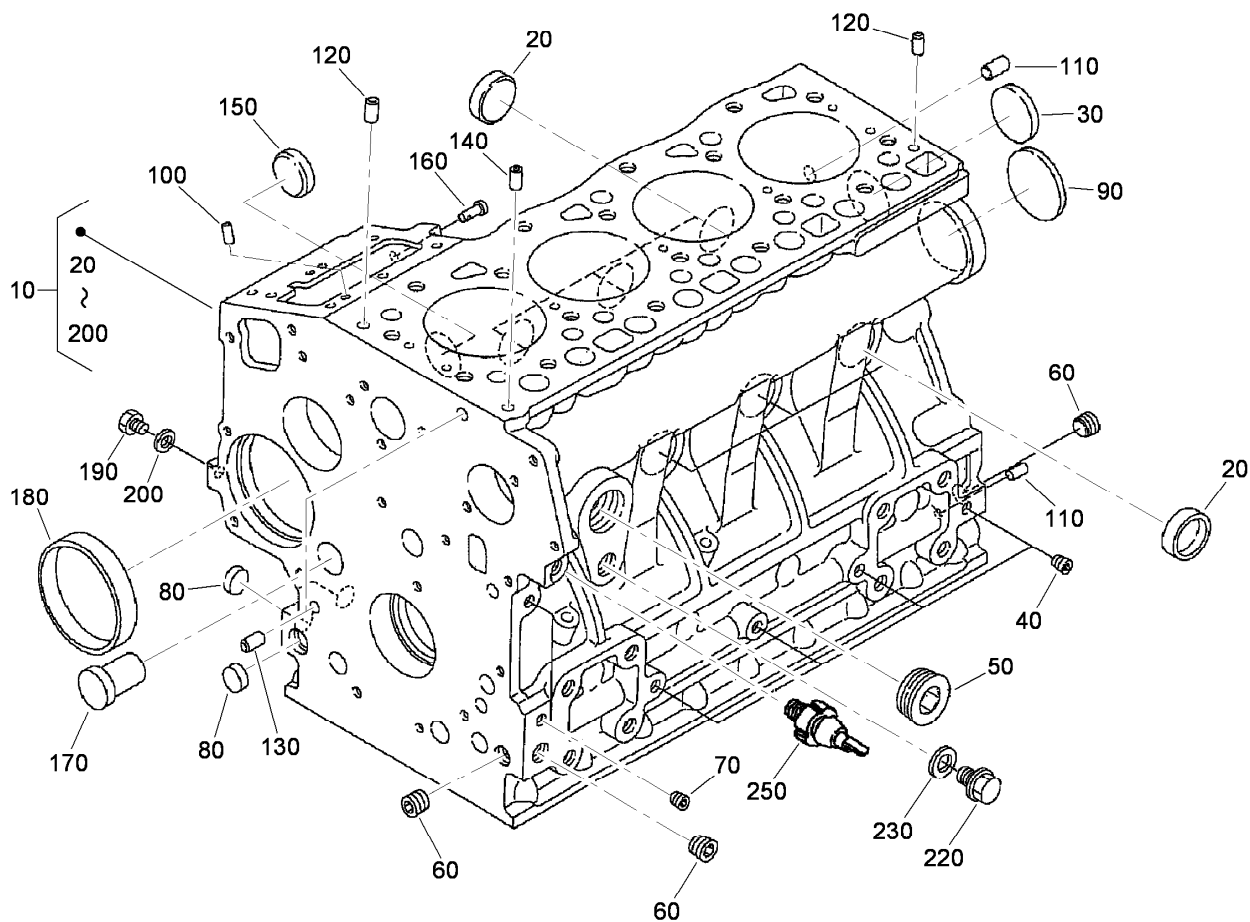
<i>Ref.</i>	<i>Part Number</i>	<i>Qty.</i>	<i>Description</i>
1	95-9200	1	Plug
2	95-9198	1	O-Ring
3	95-9197	1	E-Clip
4	95-9199	2	O-Ring
5	108-3264	1	Seal-Viton
6	108-3265	1	O-Ring-Viton
7	95-9196	1	Turret
8	41003	1	Diaphragm

<i>Ref.</i>	<i>Part Number</i>	<i>Qty.</i>	<i>Description</i>
9	95-9193	1	Cap-Diaphragm
10	95-9192	1	Body-Split Eyelet
11	95-9191	1	O-Ring
12	99-0811	1	Screw-Clamp
13	99-0812	1	Clamp-Upper
14	99-0814	1	Pin-Pivot
15	95-9201	1	Shank-Hose
16	322-3	1	Screw-HH



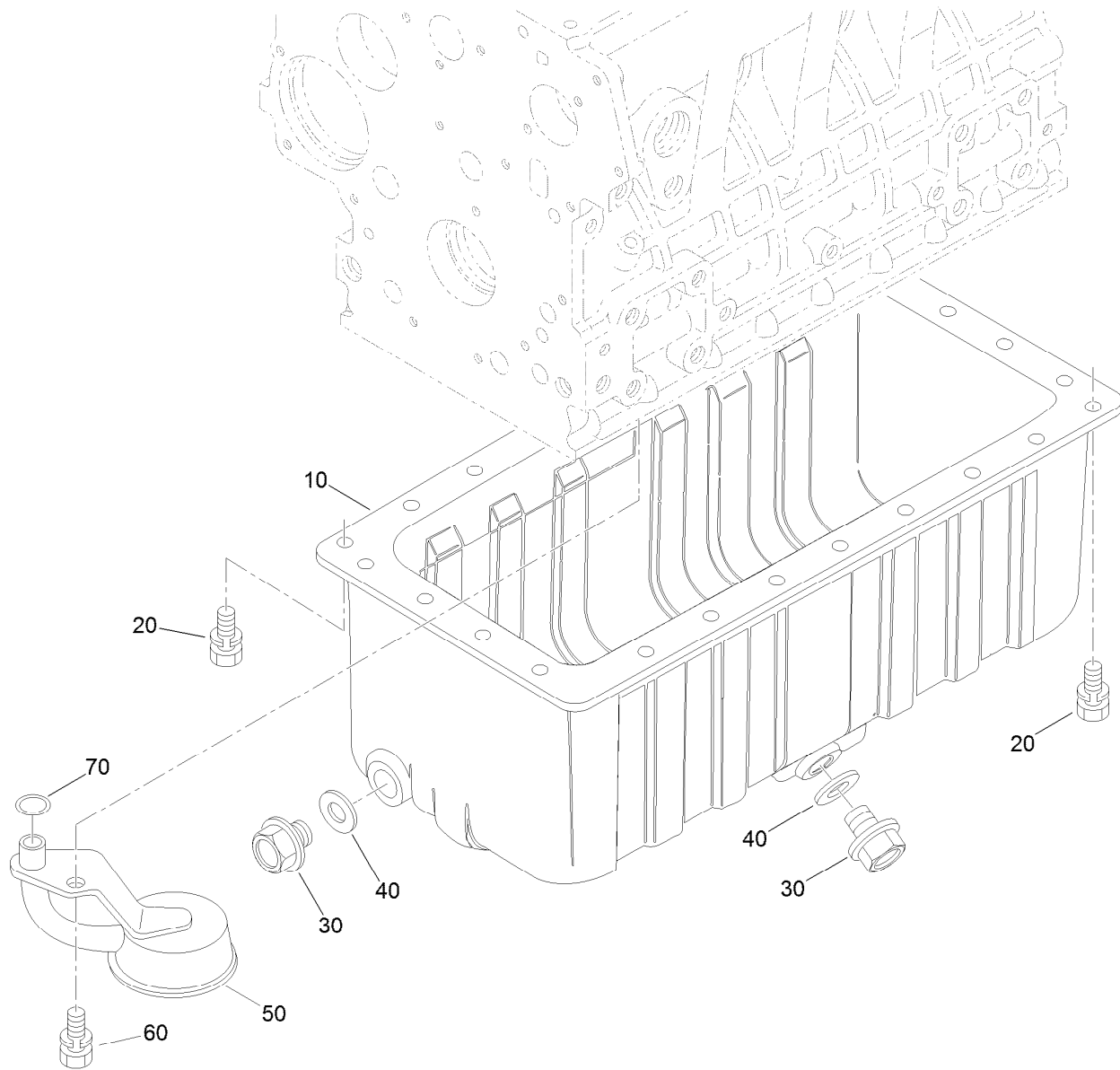
Left and Right Hand Boom Assembly

<i>Ref.</i>	<i>Part Number</i>	<i>Qty.</i>	<i>Description</i>	<i>Ref.</i>	<i>Part Number</i>	<i>Qty.</i>	<i>Description</i>
1	108-3524-03	1	Boom-RH	11	119-9369	8	Screw-HHF
2	108-3525-03	1	Boom-LH	12	108-3439	2	Tee
3	119-9368	4	Block Slide	13	240-3	4	Grommet-Rubber
4	108-3725	2	LH Single Body Turret ASM	14	136-0436	2	Hose-Formed
5	108-3727	4	Double Turret Body ASM	15	95-9186	8	Cap
6	108-3726	2	RH Single Body Turret ASM	15:1	40998	1	Seat-Gasket
7	104-8300	8	Nut-HF, NI	16	95-9187	16	Cap-Blank
8	136-0437	2	Hose-Formed	16:1	40998	1	Seat-Gasket
9	40506	2	Hose-Jumper	18	3290-378	2	Tie-Cable
10	2412-129	18	Clamp-Hose	20	108-3735	2	Hose-Boom, Center (LH)



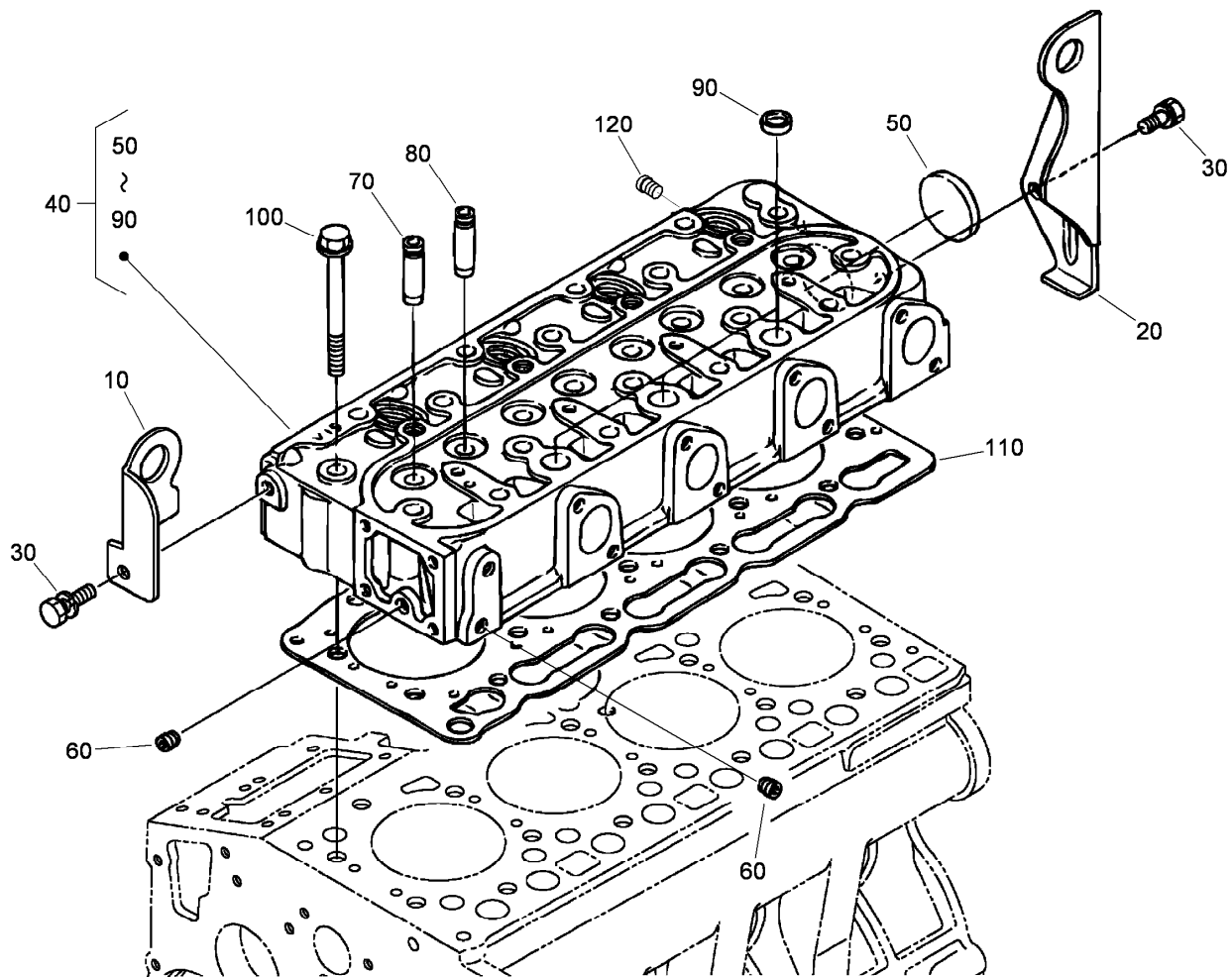
Crankcase Assembly

<i>Ref.</i>	<i>Part Number</i>	<i>Qty.</i>	<i>Description</i>
10	120-2558	1	Crankcase ASM
20	98-9398	1	Cap-Sealing
30	98-7539	1	Cap-Sealing
40	98-9687	4	Plug
50	105-3779	1	Plug
60	98-9597	3	Plug
70	98-7487	2	Plug
80	98-9379	3	Plug-Expansion
90	98-9668	1	Plug-Expansion
100	98-9375	2	Pin-Straight
110	98-9377	2	Pin-Straight
120	98-9376	2	Pin-Straight
130	98-9387	2	Pin-Pipe
140	98-9539	1	Pin-Pipe
150	98-9599	1	Plug
160	105-3796	1	Pin-Spring, Start
170	98-9675	1	Plug
180	98-9656	1	Bushing-Governor, Gear
190	98-7507	1	Plug
200	98-7428	1	Gasket
220	99-3447	1	Plug
230	106-7056	1	Gasket
250	98-9416	1	Switch-Oil



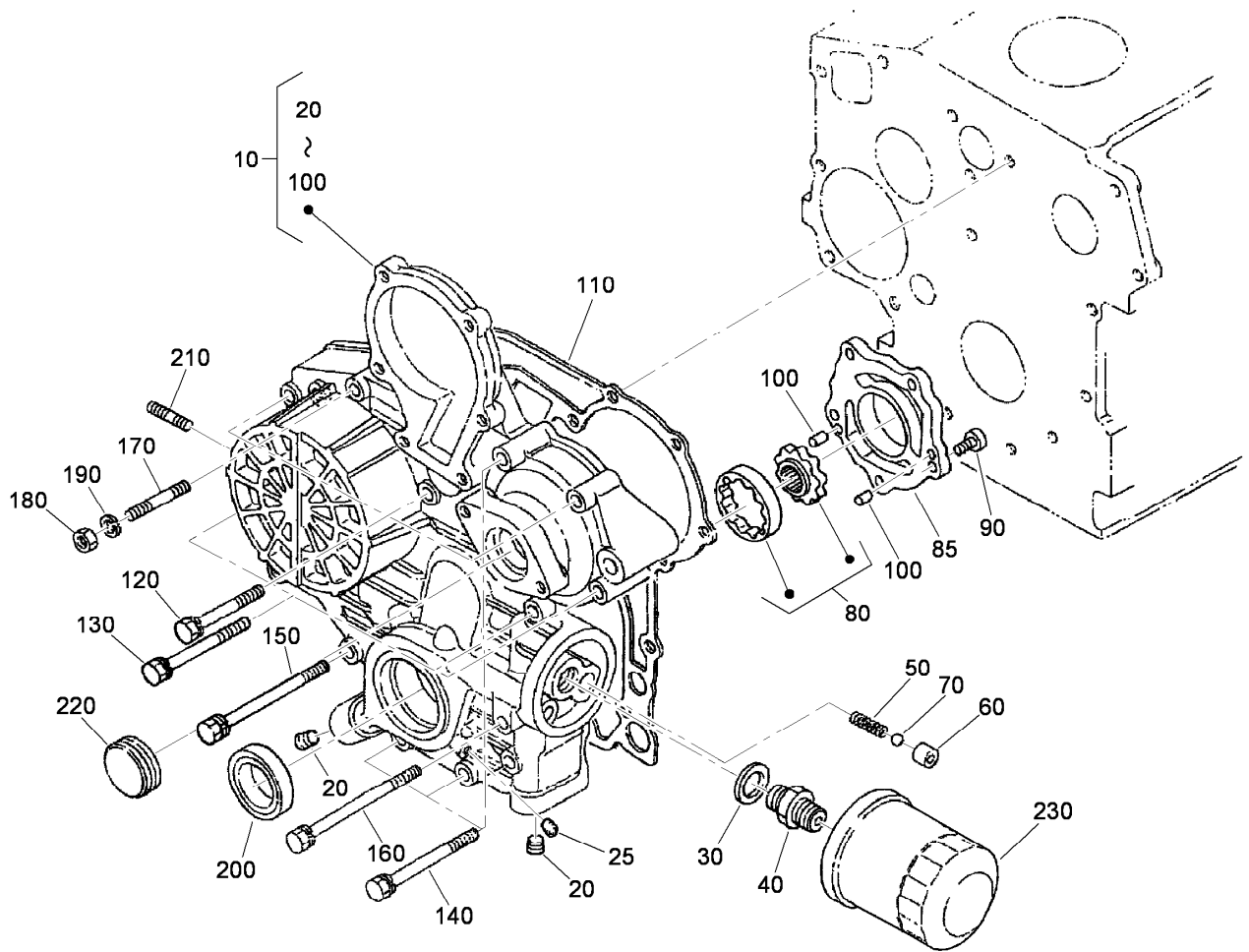
Oil Pan Assembly

<i>Ref.</i>	<i>Part Number</i>	<i>Qty.</i>	<i>Description</i>
10	108-2852	1	Oil Pan ASM
20	98-9351	26	Bolt
30	114-8151	2	Plug-Drain
40	98-7524	2	Gasket
50	112-7003	1	Head-Filter, Oil
60	98-7526	1	Bolt
70	105-3776	1	O-Ring



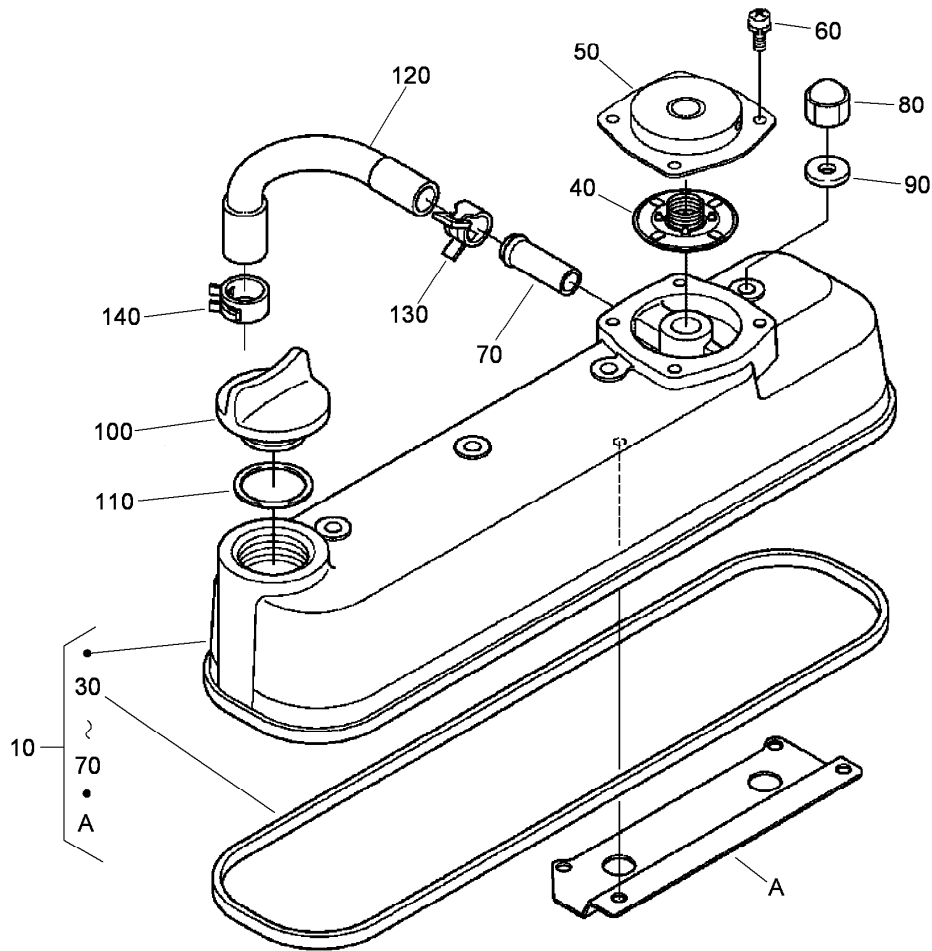
Cylinder Head Assembly

<i>Ref.</i>	<i>Part Number</i>	<i>Qty.</i>	<i>Description</i>
10	98-9477	1	Hook-Engine
20	98-9478	1	Hook-Engine
30	100-9195	2	Bolt
40	115-3012	1	Cylinder Head ASM
50	105-3705	1	Cap-Sealing
60	98-9687	2	Plug
70	107-9066	4	Guide-Valve, Inlet
80	107-9067	4	Guide-Valve, Exhaust
90	98-9389	3	Cap-Sealing
100	98-9479	18	Bolt-Head, Cylinder
110	127-0434	1	Gasket-Head, Cylinder
120	98-9444	1	Plug



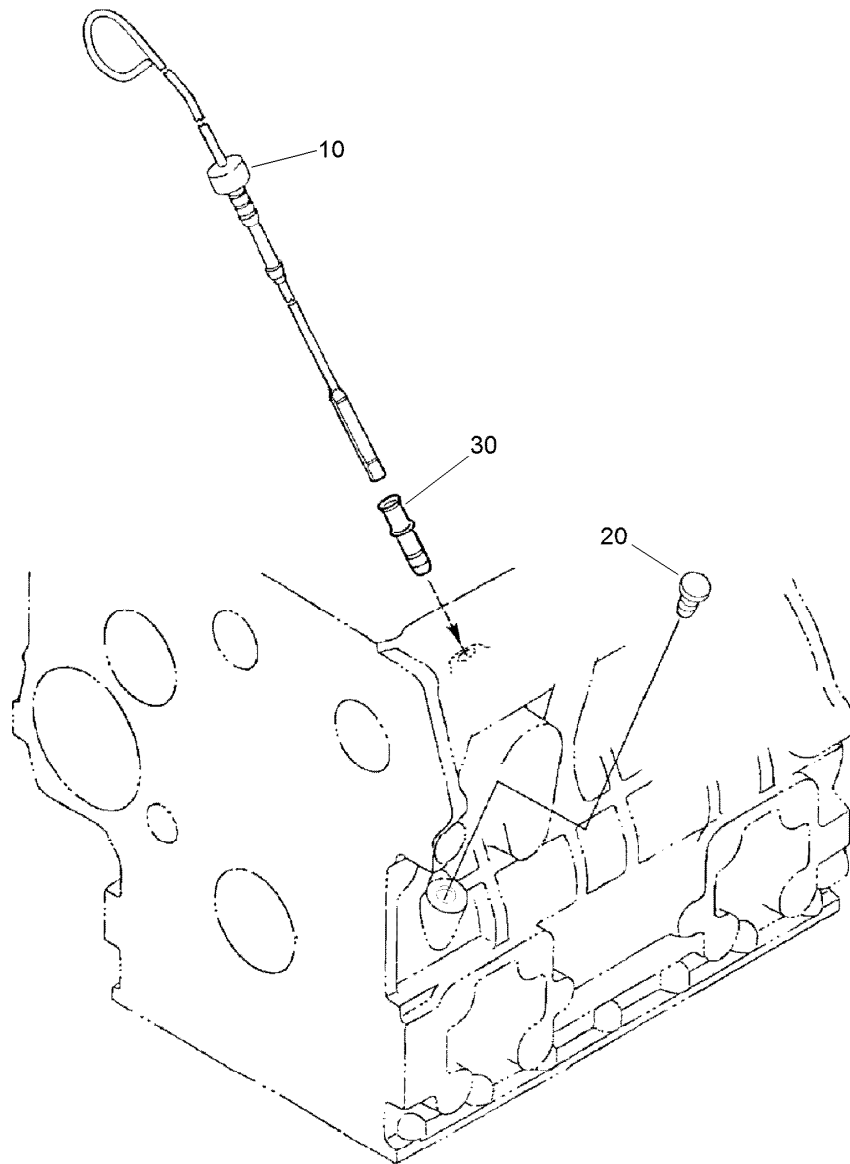
Gear Case Assembly

<i>Ref.</i>	<i>Part Number</i>	<i>Qty.</i>	<i>Description</i>	<i>Ref.</i>	<i>Part Number</i>	<i>Qty.</i>	<i>Description</i>
10	115-4105	1	Gear Case ASM	120	100-1765	3	Bolt
20	127-0425	2	Plug	130	105-3797	4	Bolt
25	98-7487	1	Plug	140	98-9356	4	Bolt
30	98-7562	1	Washer-Plain	150	107-9074	1	Bolt
40	98-9388	1	Joint-Pipe	160	99-3510	1	Bolt
50	98-9544	1	Spring	170	105-3709	1	Stud
60	98-9543	1	Seat-Valve	180	98-7572	1	Nut
70	98-9380	1	Ball	190	98-7699	1	Washer-Spring
80	98-9540	1	Oil Pump Rotor ASM	200	119-8038	1	Seal-Oil
85	107-9069	1	Cover-Pump, Oil	210	105-3710	2	Stud
90	107-9071	5	Screw	220	99-3515	1	Plug-Gearcase
100	107-9072	2	Pin-Straight	230	108-3841	1	Filter-Oil
110	98-9633	1	Gasket-Case, Gear				



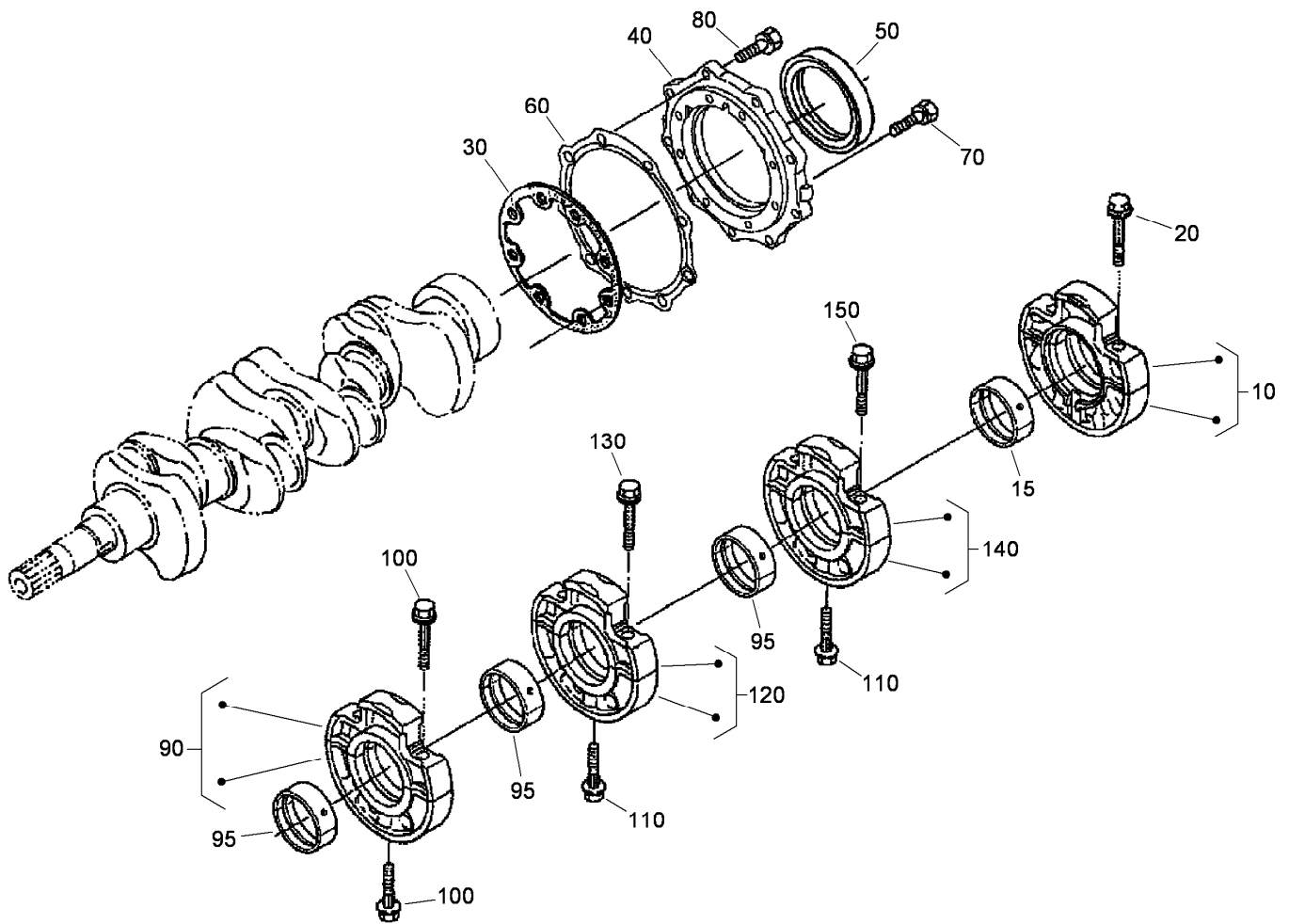
Cylinder Head Cover Assembly

<i>Ref.</i>	<i>Part Number</i>	<i>Qty.</i>	<i>Description</i>
10	115-3038	1	Cylinder Head Cover ASM
30	105-3712	1	Gasket-Cover, Head
40	110-3715	1	Valve-Breather
50	108-2862	1	Cover-Breather
60	98-9364	4	Screw (With Washer)
70	98-7766	1	Pipe-Return, Water
80	98-9455	4	Nut-Cap
90	98-9454	4	Gasket
100	107-9075	1	Plug-Filler, Oil
110	99-3446	1	O-Ring
120	108-2858	1	Tube-Breather
130	108-2859	1	Clamp-Hose
140	108-2860	1	Clamp-Hose



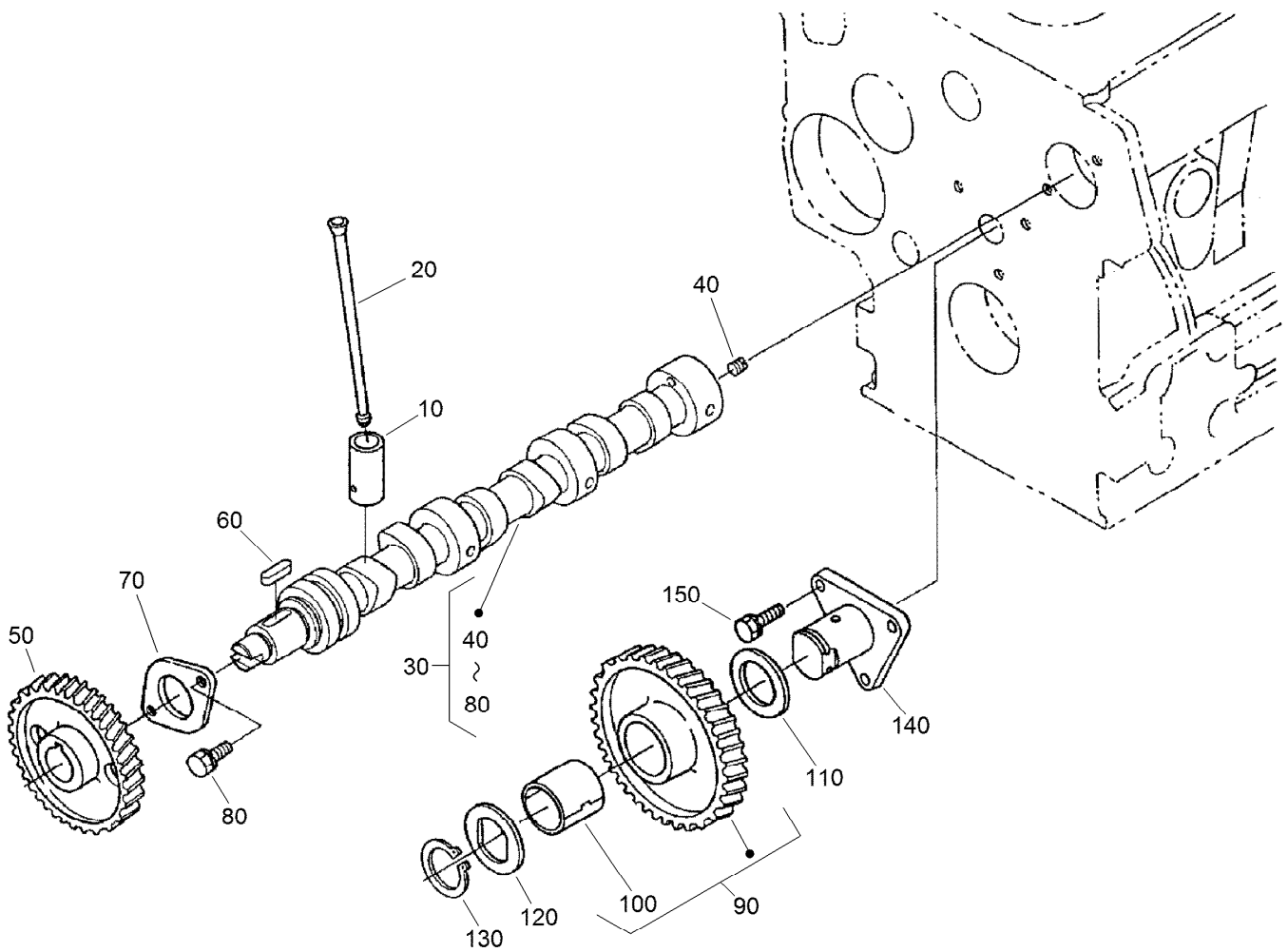
Dipstick and Guide Assembly

<i>Ref.</i>	<i>Part Number</i>	<i>Qty.</i>	<i>Description</i>
10	105-3714	1	Gauge-Oil
20	110-3720	1	Plug-Gauge, Oil
30	105-4580	1	Guide-Gauge, Oil



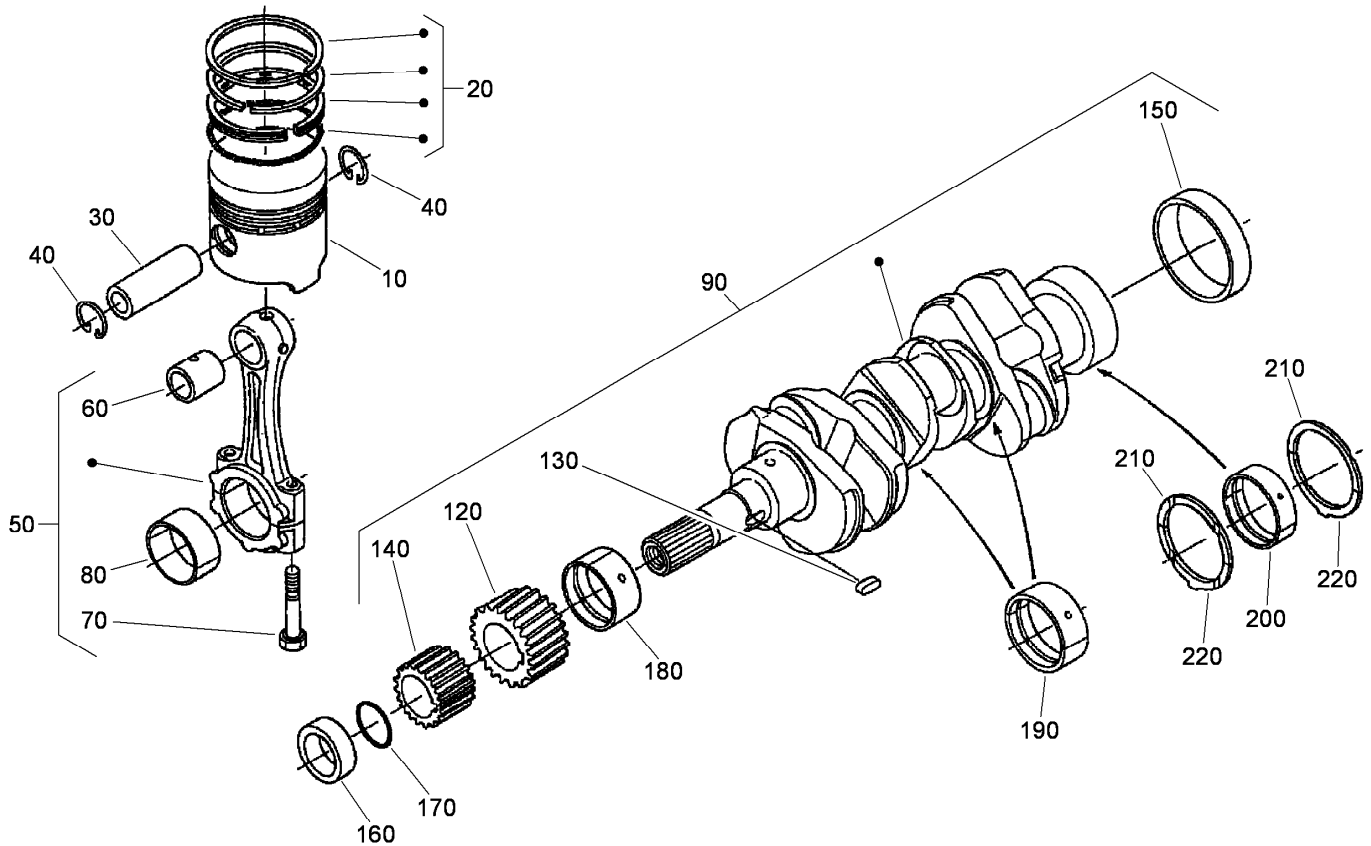
Main Bearing Case Assembly

<i>Ref.</i>	<i>Part Number</i>	<i>Qty.</i>	<i>Description</i>
10	112-7026	1	Wheel Bearing Case ASM
15	115-4121	1	Metal-Crankshaft (STD)
20	98-9484	2	Bolt-Case, Bearing
30	131-6554	1	Gasket-Case, Bearing
40	112-7046	1	Cover-Case, Bearing
50	112-0180	1	Seal-Oil
60	112-7037	1	Gasket-Cover, Case
70	98-9352	8	Bolt
80	98-7568	9	Bolt
90	115-4106	1	Main Bearing Case ASM
95	98-9524	1	Metal-Crankshaft (STD Set)
100	98-9484	2	Bolt-Case, Bearing
110	98-9485	3	Bolt-Case, Bearing
120	115-4107	1	Main Bearing Case ASM
130	98-9484	2	Bolt-Case, Bearing
140	130-1265	1	Main Bearing Case ASM
150	98-9484	2	Bolt-Case, Bearing



Cam Shaft and Idle Gear Assembly

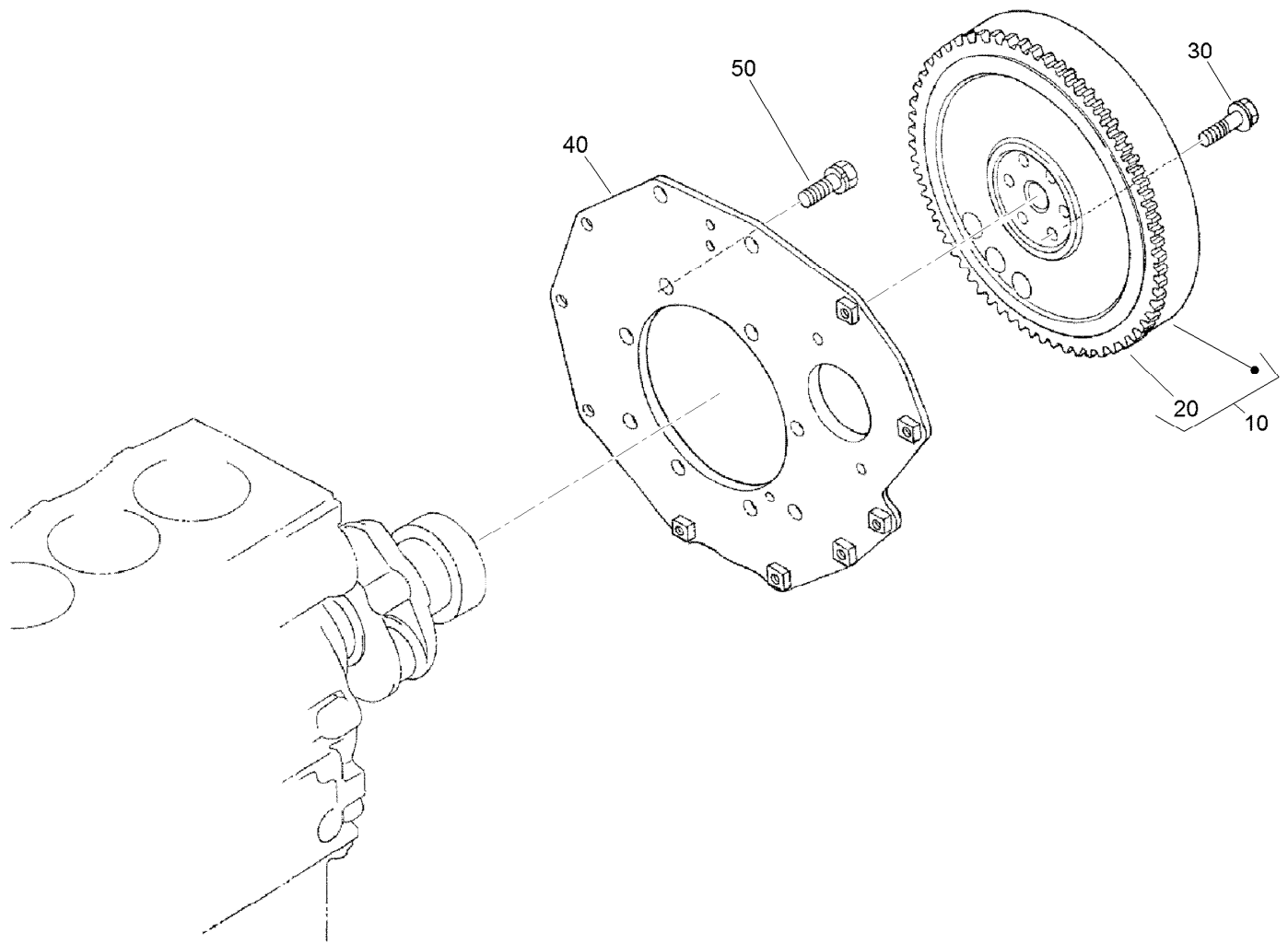
Ref.	Part Number	Qty.	Description
10	112-0185	8	Tappet
20	98-9509	8	Rod-Push
30	108-2865	1	Camshaft ASM
40	98-7449	1	Screw-Set
50	98-9512	1	Gear-Cam
60	98-9378	1	Key-Feather
70	98-9510	1	Stopper-Camshaft
80	98-7692	2	Bolt
90	98-9649	1	Idle Gear ASM
100	98-9650	1	Bushing-Gear, Idle
110	98-9535	1	Collar-Gear, Idle
120	98-9536	1	Collar-Gear, Idle
130	98-9534	1	Circlip-Gear, Idle
140	98-9533	1	Shaft-Gear, Idle
150	98-7692	3	Bolt



Piston and Crankshaft Assembly

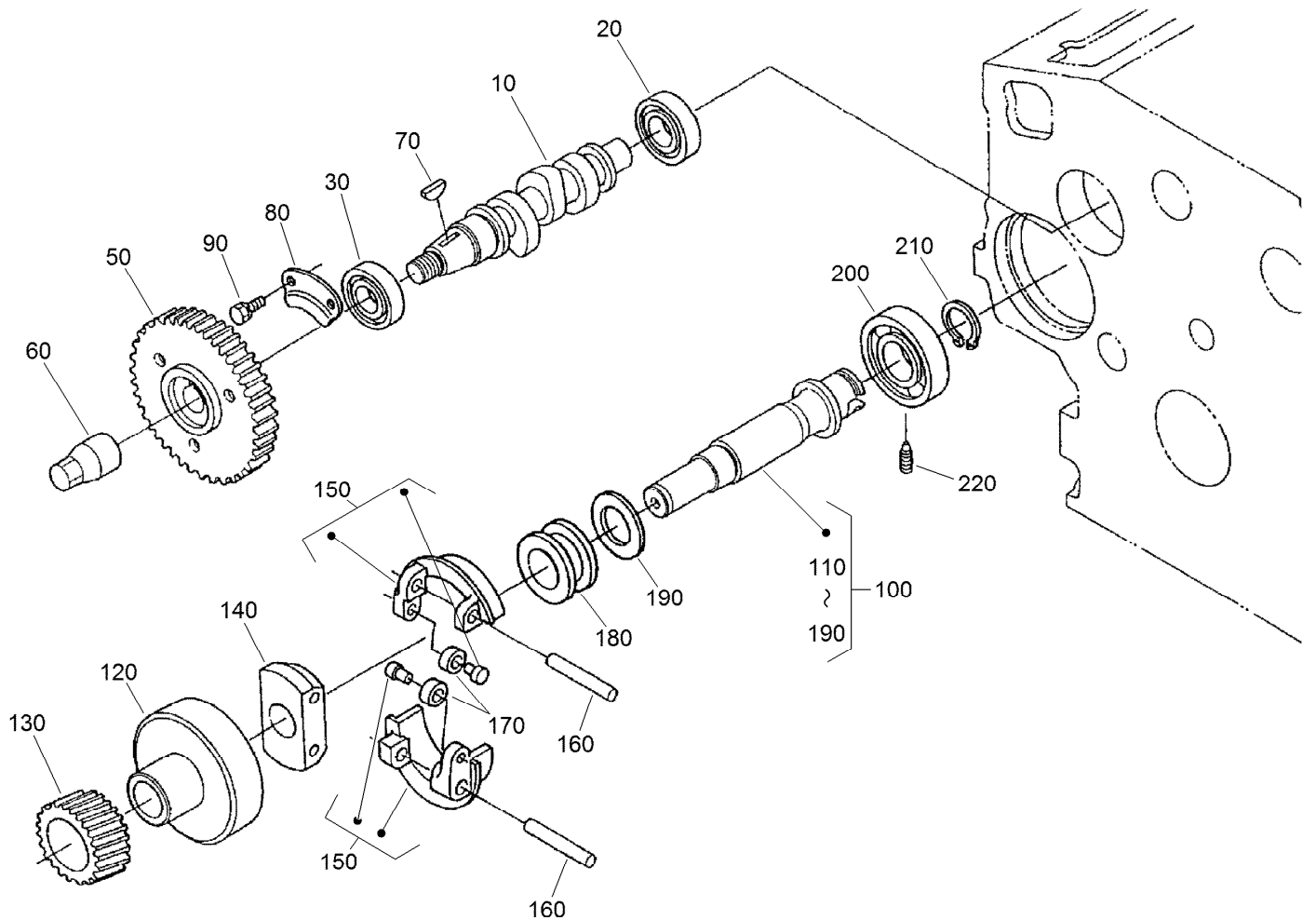
<i>Ref.</i>	<i>Part Number</i>	<i>Qty.</i>	<i>Description</i>
10	112-8404	4	Piston (STD)
10	112-8414	4	Piston (+0.5Mm)
20	98-9551	4	Piston Ring ASM (STD)
20	108-1404	4	Piston Ring ASM (+0.5Mm)
30	98-9513	4	Pin-Piston
40	98-9514	8	Circlip-Pin, Piston
50	117-7586	4	Connecting Rod ASM
60	115-3014	4	Bushing-Pin, Piston
70	98-9517	8	Bolt-Rod, Connecting
80	98-9553	4	Bearing-Rod (STD)
80	98-9519	4	Bearing-Rod (-0.2Mm)
80	117-7588	4	Metal-Crankpin (-0.4Mm)
90	120-2561	1	Crankshaft ASM
120	98-9532	1	Gear-Crankshaft
130	98-9666	1	Key
140	98-9532	1	Gear-Crankshaft
150	98-9522	1	Sleeve-Crankshaft

<i>Ref.</i>	<i>Part Number</i>	<i>Qty.</i>	<i>Description</i>
160	98-9521	1	Collar-Crankshaft
170	105-3783	1	O-Ring
180	98-9523	1	Metal Crankshaft (STD)
180	98-9528	1	Bearing-Main (-0.2Mm)
180	98-9529	1	Bearing-Main (0.4Mm)
190	98-9524	3	Metal-Crankshaft (STD Set)
190	127-0433	3	Metal-Crankshaft (-0.2Mm)
190	98-9531	3	Bearing-Main (0.4Mm)
200	115-4121	1	Metal-Crankshaft (STD)
200	112-7039	1	Metal-Crankshaft (0.2Mm)
200	112-7040	1	Metal-Crankshaft (-0.4Mm)
210	98-9413	2	Bearing-Thrust (STD)
210	127-0416	2	Metal-Side (+0.2Mm)
210	98-9415	2	Bearing-Thrust (0.4Mm)
220	98-9688	2	Bearing-Thrust (STD)
220	127-0437	2	Metal-Side (+0.2Mm)
220	98-9690	2	Bearing-Thrust (0.4Mm)



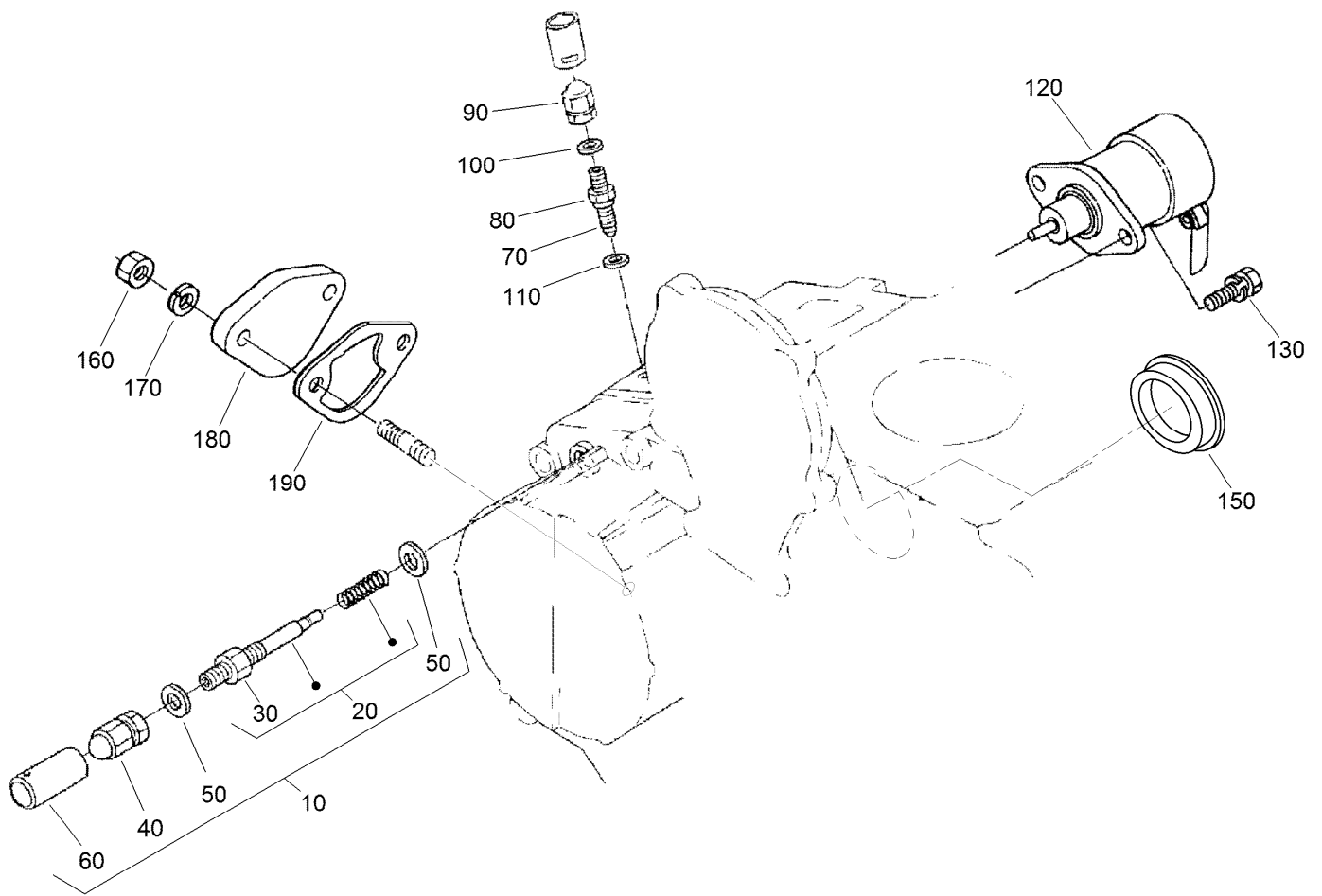
Flywheel Assembly

<i>Ref.</i>	<i>Part Number</i>	<i>Qty.</i>	<i>Description</i>
10	105-3721	1	Flywheel ASM
20	115-3015	1	Gear-Ring
30	98-9537	6	Bolt-Flywheel
40	98-9486	1	Plate-End, Rear
50	98-9392	8	Bolt



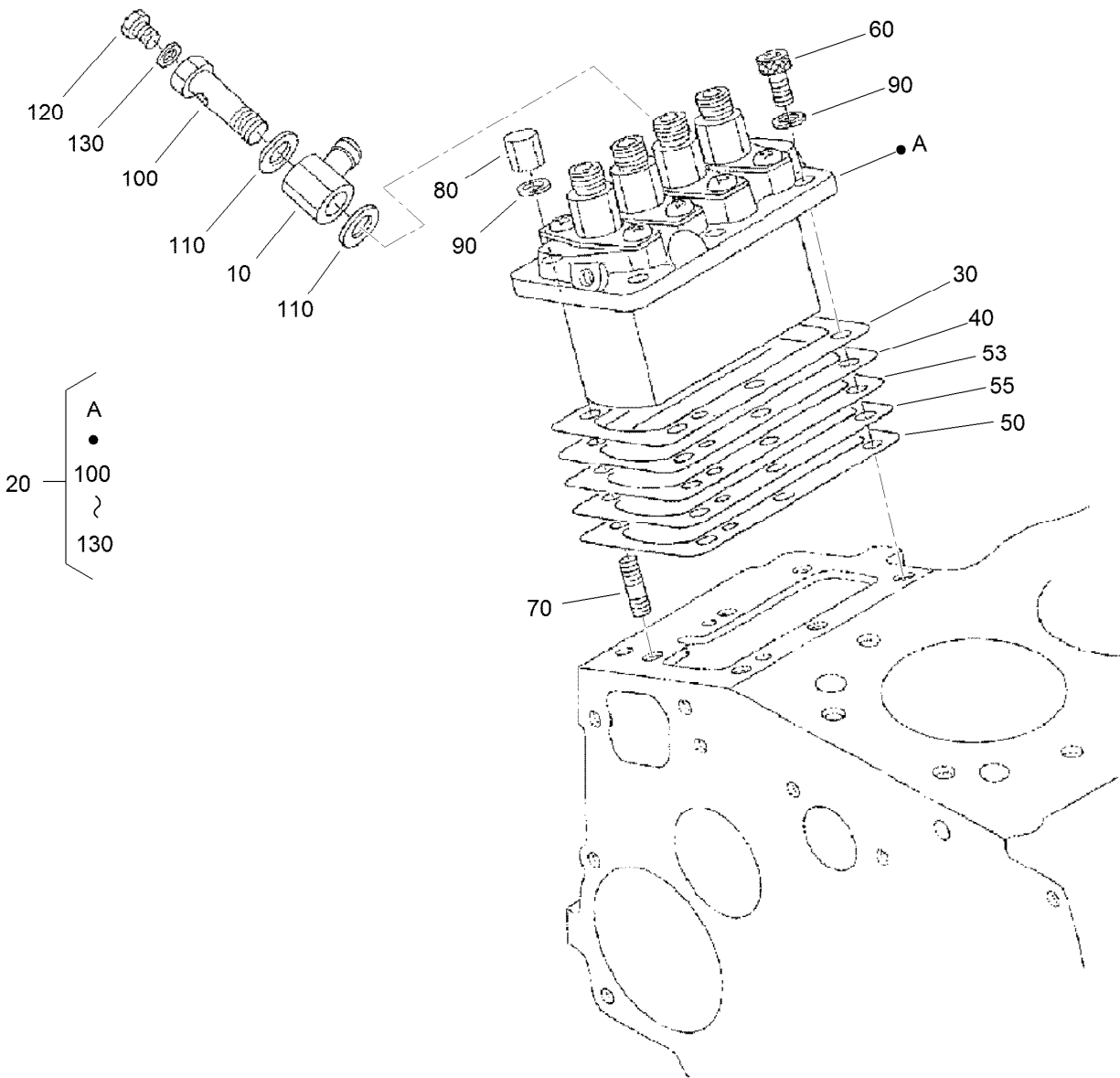
Fuel Camshaft and Governor Shaft Assembly

<i>Ref.</i>	<i>Part Number</i>	<i>Qty.</i>	<i>Description</i>	<i>Ref.</i>	<i>Part Number</i>	<i>Qty.</i>	<i>Description</i>
10	105-3723	1	Camshaft-Fuel	130	98-9673	1	Gear-Governor
20	107-9077	1	Bearing-Ball	140	98-9561	1	Holder-Weight, Governor
30	107-9078	1	Bearing-Ball	150	98-9559	2	Governor Weight ASM
50	98-9669	1	Gear-Pump, Injection	160	98-9560	2	Shaft-Weight, Governor
60	98-9590	1	Nut-Cap	170	98-9692	2	Roller
70	98-9595	1	Key-Woodruff	180	98-9563	1	Sleeve-Governor
80	98-9511	1	Stopper-Fuel, Camshaft	190	98-9564	1	Washer-Thrust
90	98-7692	2	Bolt	200	107-9079	1	Bearing-Ball
100	105-3724	1	Governor Shaft ASM	210	98-9657	1	Circlip-Shaft, Governor
110	105-3725	1	Shaft-Governor	220	98-9565	1	Screw-Set
120	98-9562	1	Holder-Gear, Governor				



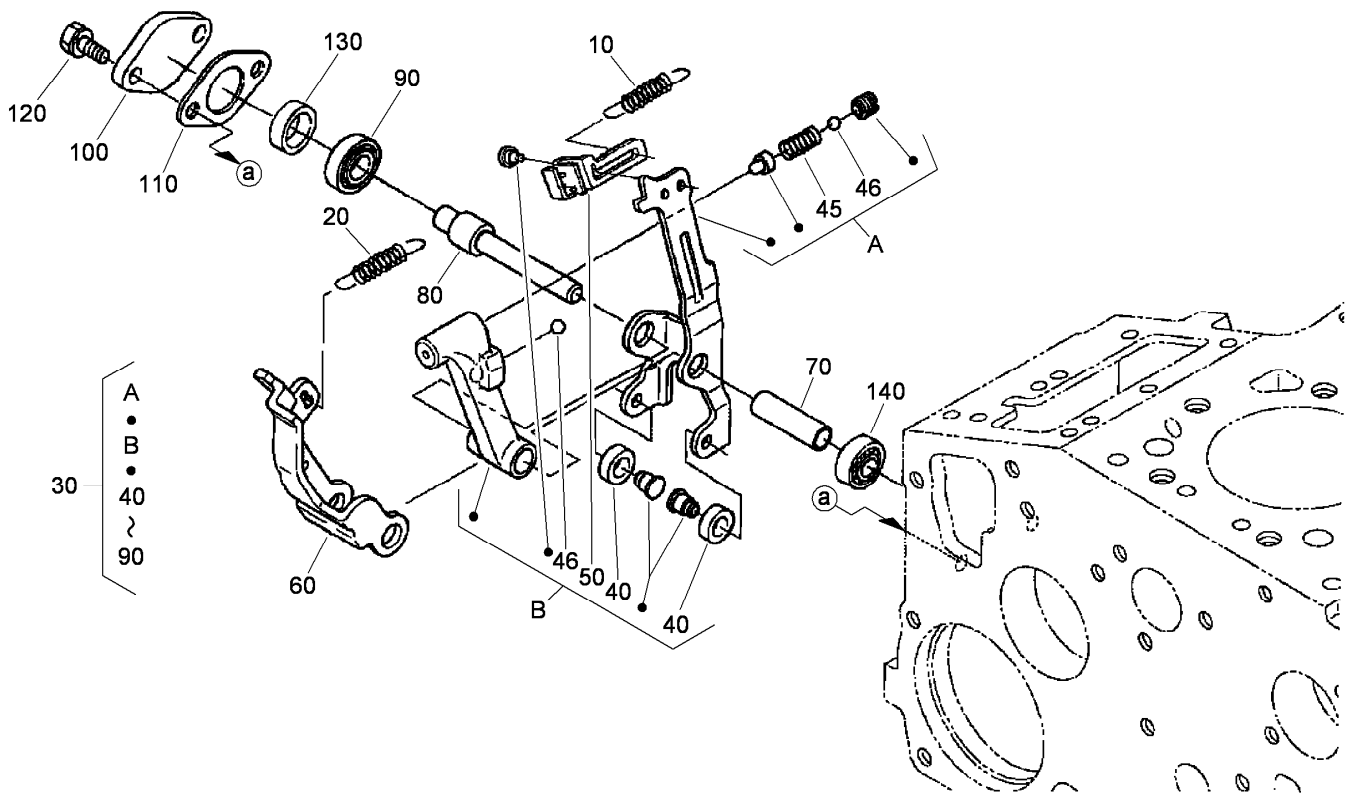
Idle Apparatus Assembly

<i>Ref.</i>	<i>Part Number</i>	<i>Qty.</i>	<i>Description</i>	<i>Ref.</i>	<i>Part Number</i>	<i>Qty.</i>	<i>Description</i>
10	98-9678	1	Idle Apparatus ASM	100	98-7654	1	Gasket
20	112-7014	1	Adjusting Bolt ASM	110	107-9081	1	Gasket
30	98-9439	1	Nut	120	104-5155	1	Solenoid-Stop
40	112-0181	1	Nut	130	115-3039	2	Bolt-HSH
50	98-7654	2	Gasket	150	112-7016	1	Cover-Pump
60	98-7656	1	Cap	160	98-7572	2	Nut
70	112-7015	1	Bolt-Adjusting	170	98-7699	2	Washer-Spring
80	99-3512	1	Nut	180	99-3514	1	Cover
90	112-0181	1	Nut	190	98-9636	1	Gasket-Pump, Fuel



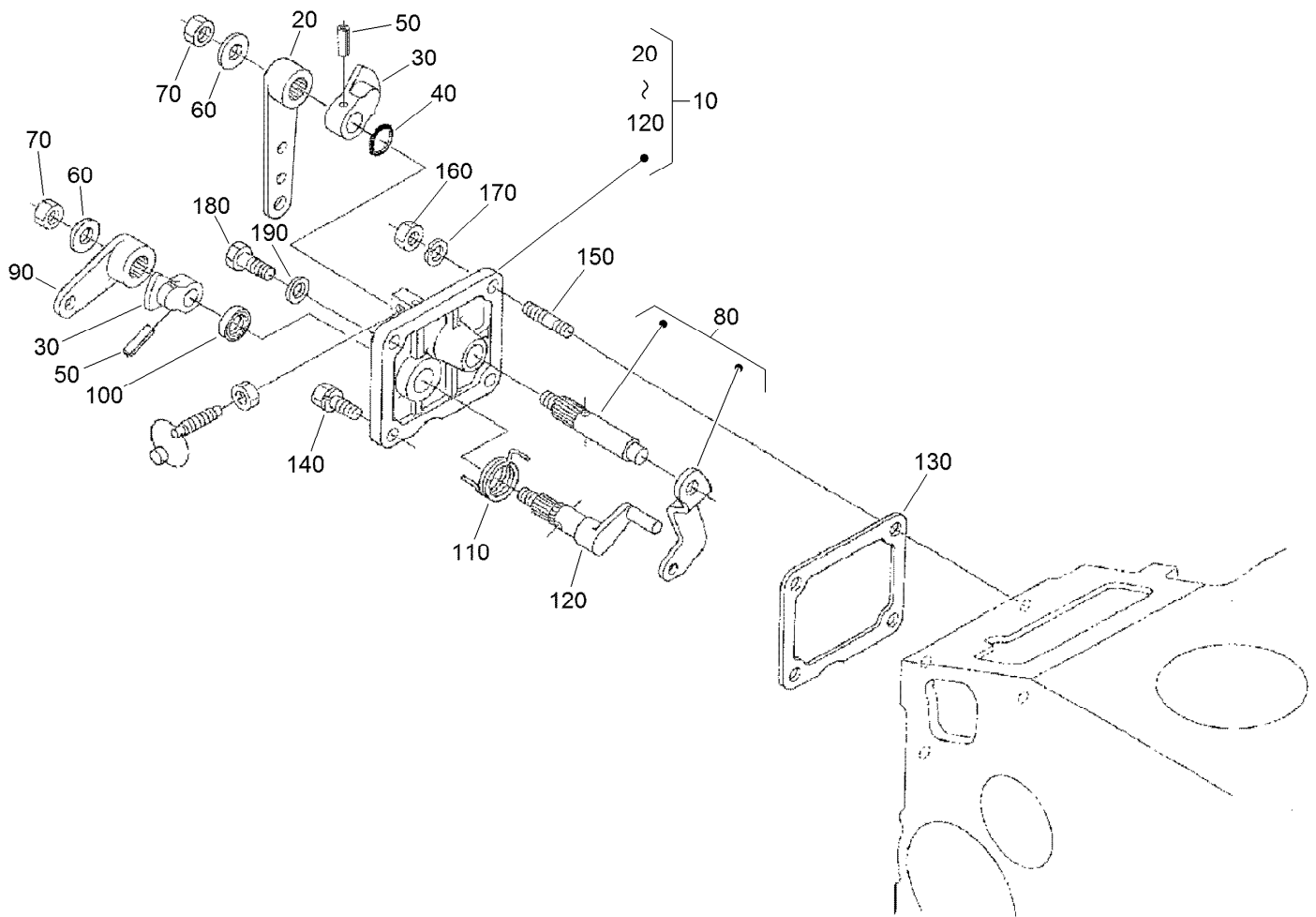
Injection Pump Assembly

<i>Ref.</i>	<i>Part Number</i>	<i>Qty.</i>	<i>Description</i>
10	98-9596	1	Joint-Eye
20	105-3727	1	Injection Pump ASM
30	105-3728	1	Shim-Pump, Injection (.20Mm)
40	105-3729	1	Shim-Pump, Injection (.25Mm)
50	105-3730	1	Shim-Pump, Injection (.30Mm)
53	115-3016	1	Shim-Pump, Injection (.350Mm)
55	115-3017	1	Shim-Pump, Injection (.175Mm)
60	98-9361	3	Bolt-HSH
70	98-9438	3	Stud
80	98-9440	3	Nut-Cap
90	98-7699	6	Washer-Spring
100	98-9464	1	Bolt-Joint
110	98-9445	2	Gasket
120	98-9430	1	Screw
130	98-9446	1	Gasket



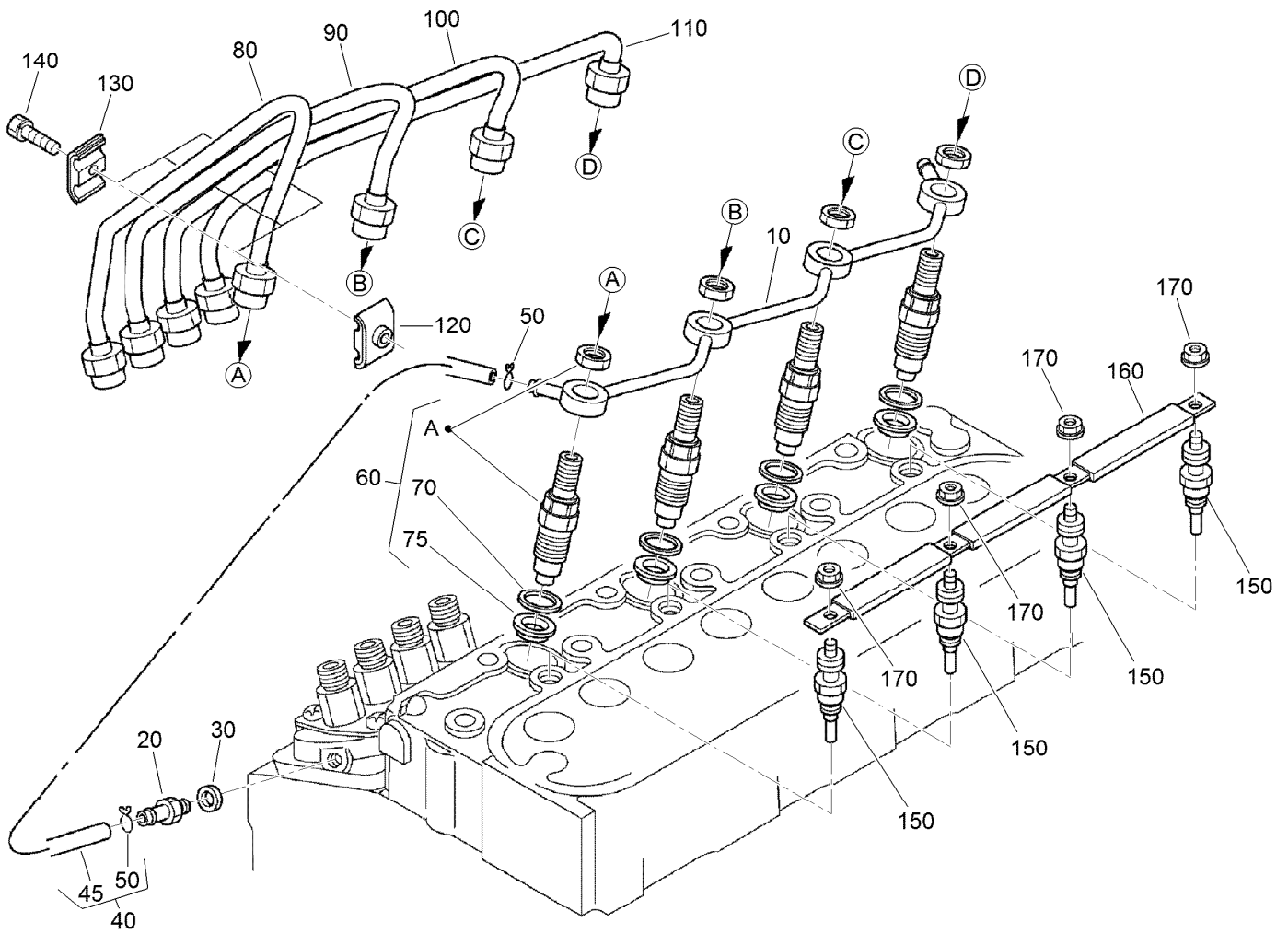
Governor Assembly

Ref.	Part Number	Qty.	Description
10	105-3741	1	Spring-Start
20	98-9681	1	Spring-Governor
30	115-4502	1	Fork Lever ASM
40	98-9692	2	Roller
45	108-2867	1	Spring
46	98-7580	2	Ball
50	107-9083	1	Lever-Thrust
60	107-9084	1	Lever-Fork
70	107-9085	1	Shaft-Lever, Fork
80	107-9086	1	Shaft-Lever, Fork
90	98-9570	1	Bearing-Miniaturize
100	98-9569	1	Cover-Shaft, Fork Lever
110	98-9682	1	Gasket
120	98-9350	2	Bolt
130	98-9567	1	Collar
140	98-9571	1	Bearing-Miniaturize



Speed Control Plate Assembly

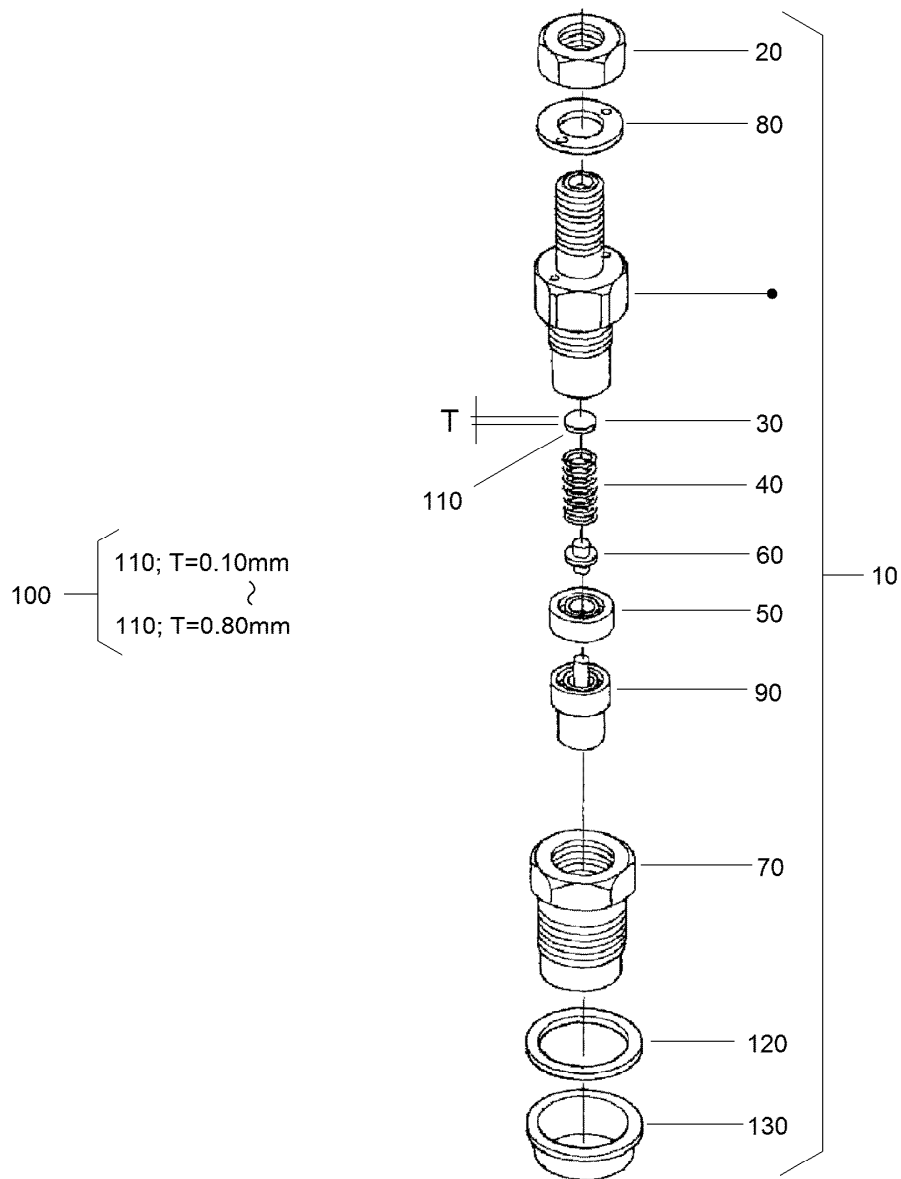
<i>Ref.</i>	<i>Part Number</i>	<i>Qty.</i>	<i>Description</i>	<i>Ref.</i>	<i>Part Number</i>	<i>Qty.</i>	<i>Description</i>
10	105-3735	1	Control Plate ASM	110	98-9472	1	Spring-Return
20	98-9662	1	Lever-Control, Speed	120	98-9664	1	Shaft-Lever, Stop
30	98-9572	2	Lever-Control, Speed	130	98-9637	1	Gasket
40	105-3788	1	O-Ring	140	98-7692	1	Bolt
50	98-7602	2	Pin-Spring	150	105-3710	2	Stud
60	98-9594	2	Washer-Plain	160	98-7572	2	Nut
70	98-9589	2	Nut	170	98-7699	2	Washer-Spring
80	98-9658	1	Governor Lever ASM	180	99-8348	1	Bolt
90	98-9663	1	Lever-Stop, Engine	190	98-7654	2	Gasket
100	98-7601	1	Seal-Oil				



Nozzle Holder and Glow Plug Assembly

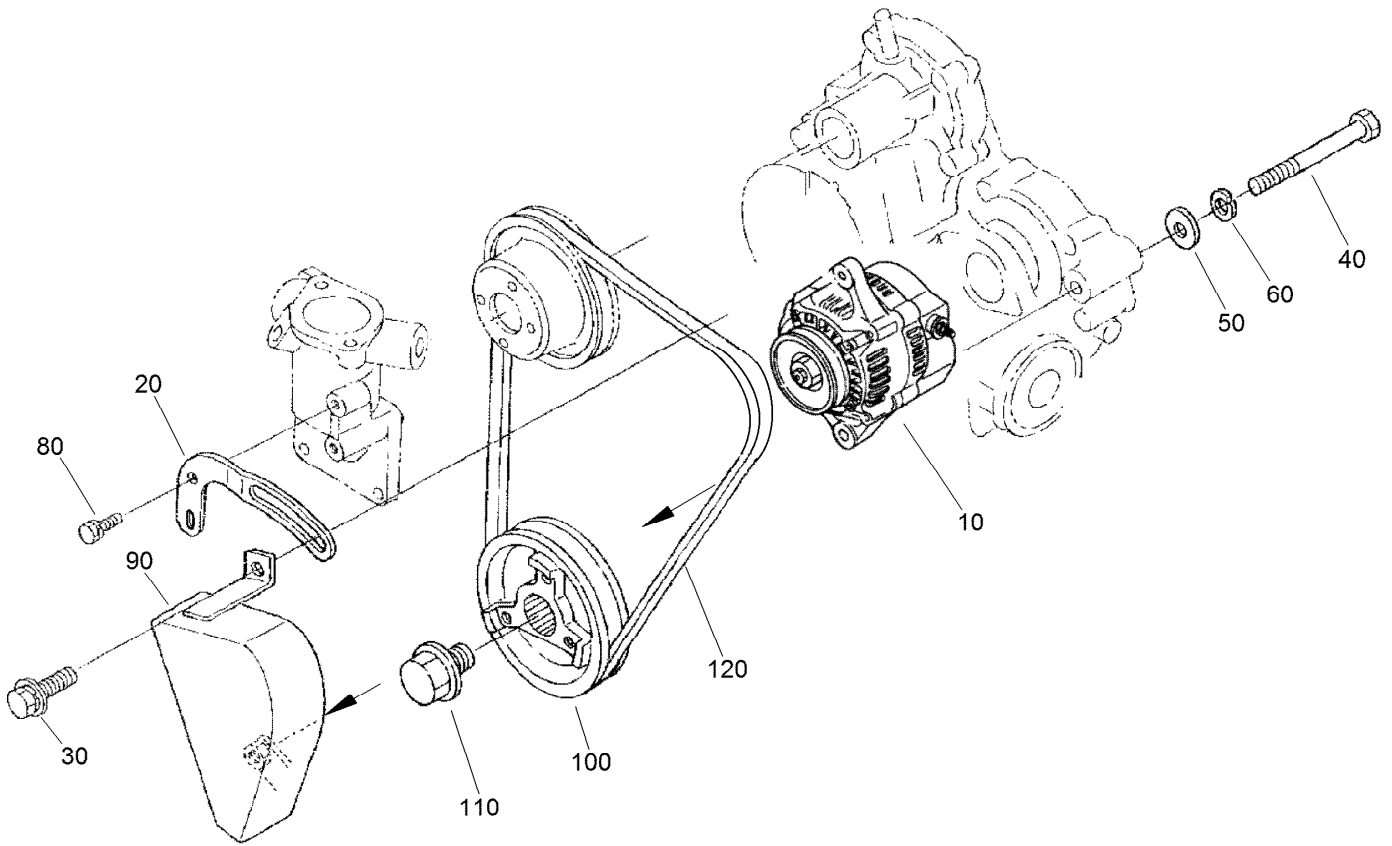
Ref.	Part Number	Qty.	Description
10	105-3737	1	Over Flow Pipe ASM
20	98-9431	1	Screw-Bleeder, Air
30	98-7654	1	Gasket
40	98-9420	1	Overflow Pipe ASM
45	112-0182	1	Pipe-Overflow
50	98-7671	2	Clip-Pipe
60	115-3018	4	Nozzle Holder Kit
70	98-7676	4	Gasket
75	98-7677	4	Seal-Heat
80	98-9653	1	Pipe-Injection

Ref.	Part Number	Qty.	Description
90	98-9654	1	Pipe-Injection
100	98-9655	1	Pipe-Injection
110	105-3738	1	Pipe-Injection
120	98-7682	3	Clamp-Pipe
130	98-7683	3	Clamp-Pipe
140	98-7684	3	Screw (W/Washer)
150	115-3019	4	Plug-Glow
160	105-3739	1	Cord-Plug, Glow
170	99-8377	4	Nut-Flange



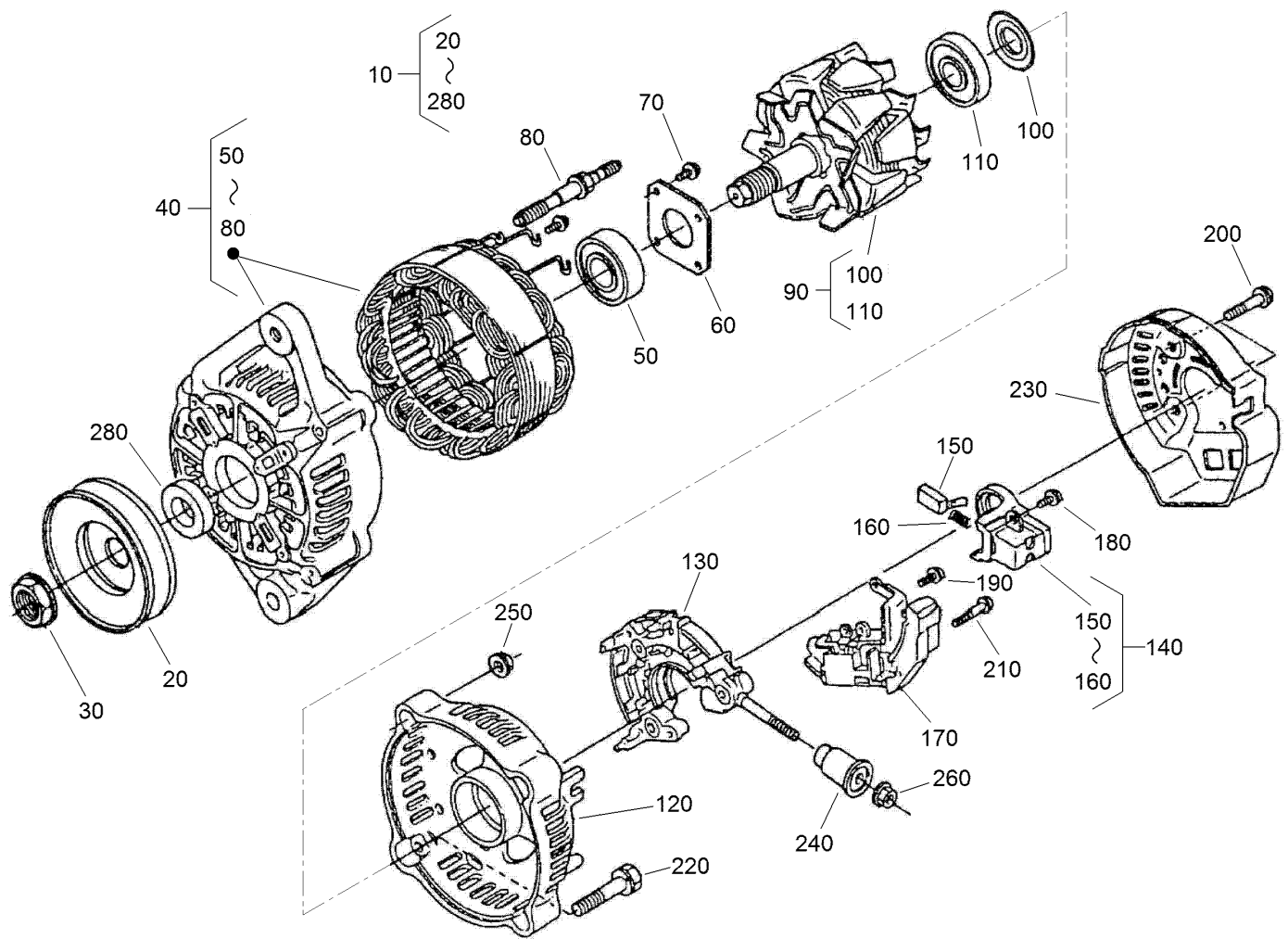
Nozzle Holder Component Assembly

Ref.	Part Number	Qty.	Description	Ref.	Part Number	Qty.	Description
10	115-3018	4	Nozzle Holder Kit	110	99-8311	4	Washer-Adjust (0.20Mm)
20	99-8301	4	Nut	110	99-8312	4	Washer-Adjust (0.30Mm)
30	99-8302	4	Washer-Adjusting	110	99-8313	4	Washer-Adjust (0.40Mm)
40	99-8303	4	Spring-Nozzle	110	99-8314	4	Washer-Adjust (0.50Mm)
50	99-8304	4	Spacer-Distance	110	99-8315	4	Washer-Adjust (0.52Mm)
60	99-8305	4	Rod-Push	110	99-8316	4	Washer-Adjust (0.54Mm)
70	99-8306	4	Nut-Nozzle	110	99-8317	4	Washer-Adjust (0.56Mm)
80	99-8307	4	Washer-Plain	110	99-8318	4	Washer-Adjust (0.58Mm)
90	115-3020	4	Piece-Nozzle	110	99-8319	4	Washer-Adjust (0.80Mm)
100	99-8309	4	Adjusting Washer ASM	120	98-7676	4	Gasket
110	99-8310	4	Washer-Adjust (0.10Mm)	130	98-7677	4	Seal-Heat



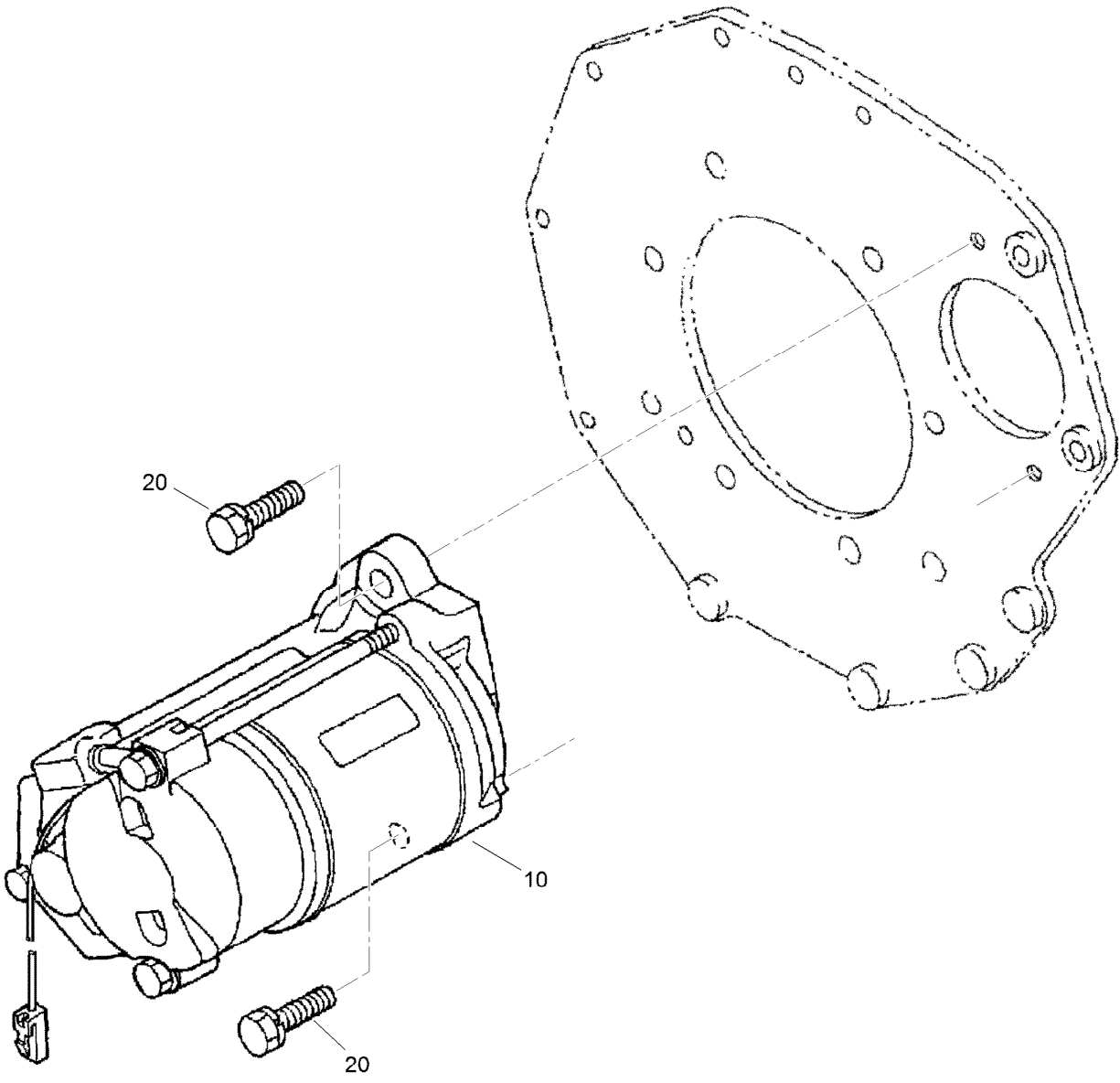
Alternator and Pulley Assembly

Ref.	Part Number	Qty.	Description
10	117-5541	1	60 Amp Alternator ASM
20	117-5542	1	Bracket
30	108-7088	1	Bolt
40	98-9360	1	Bolt
50	98-9366	1	Washer-Plain
60	98-7738	1	Washer-Spring
80	98-7692	1	Bolt
90	108-2868	1	Cover-Belt
100	105-3745	1	Pulley-Drive, Fan
110	98-9585	1	Bolt
120	98-9676	1	V-Belt



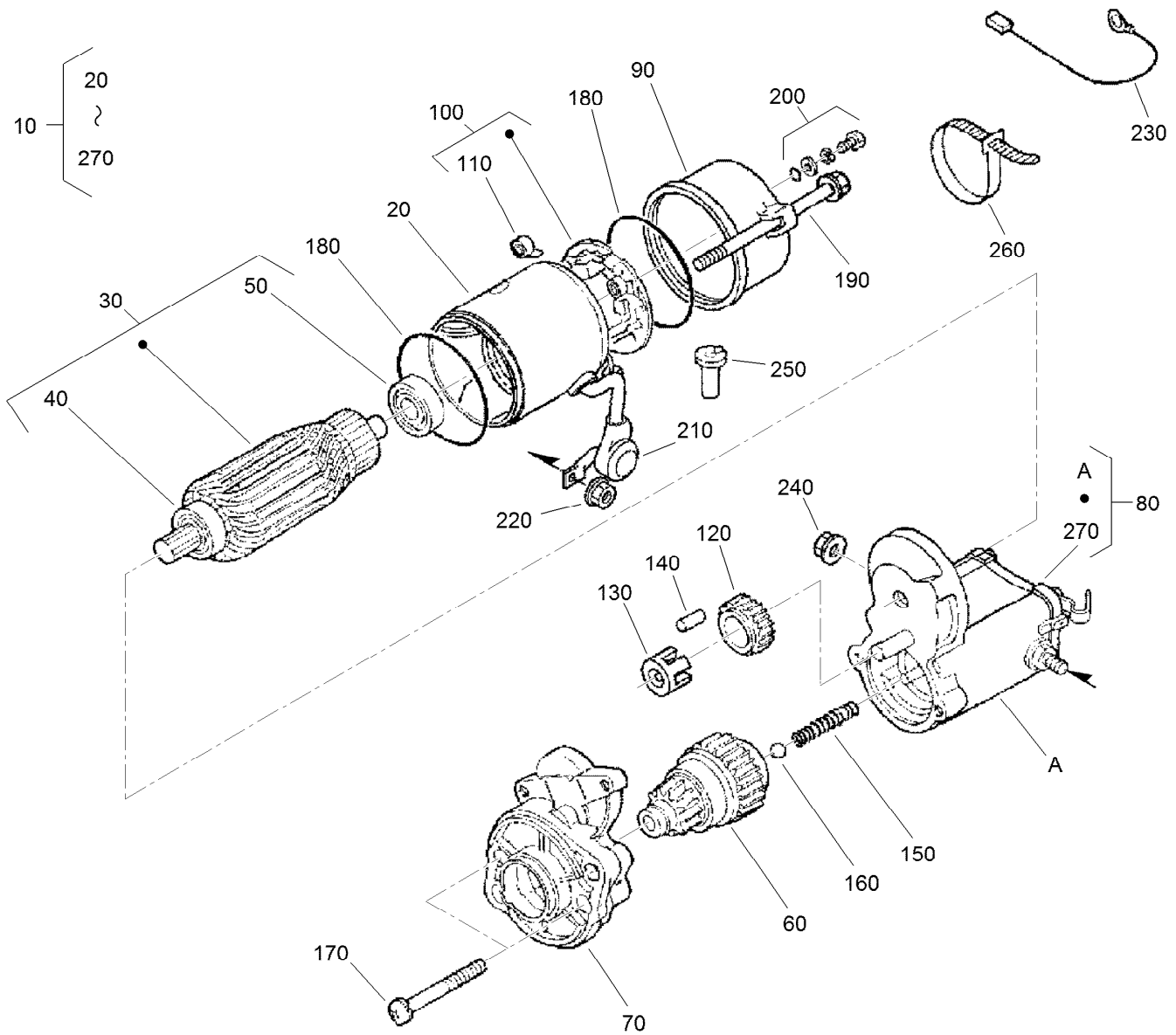
Alternator Components Assembly

<i>Ref.</i>	<i>Part Number</i>	<i>Qty.</i>	<i>Description</i>	<i>Ref.</i>	<i>Part Number</i>	<i>Qty.</i>	<i>Description</i>
10	117-5541	1	60 Amp Alternator ASM	150	98-7724	2	Brush
20	98-9453	1	Pulley-Dynamo	160	98-7725	2	Spring-Brush
30	98-7708	1	Nut	170	117-0319	1	Regulator ASM
40	117-0316	1	Drive End Frame ASM	180	98-7727	6	Screw-Head, Round
50	133-2811	1	Bearing	190	98-7728	1	Screw-Head, Round
60	98-7715	1	Plate-Retainer	200	98-7729	3	Bolt
70	98-7716	4	Screw-Head, Round	210	98-7726	2	Screw-Head, Round
80	98-7717	2	Bolt-Through	220	98-7731	2	Bolt
90	117-0317	1	Rotor ASM	230	117-0320	1	Cover-End
100	98-7711	1	Cover-Bearing	240	117-0321	1	Insulation-Brush
110	107-0138	1	Bearing-Ball	250	98-7730	2	Nut
120	133-2813	1	Frame-End	260	98-7732	1	Nut
130	117-0322	1	Holder	280	98-7709	1	Collar
140	107-0141	1	Brush Holder ASM				



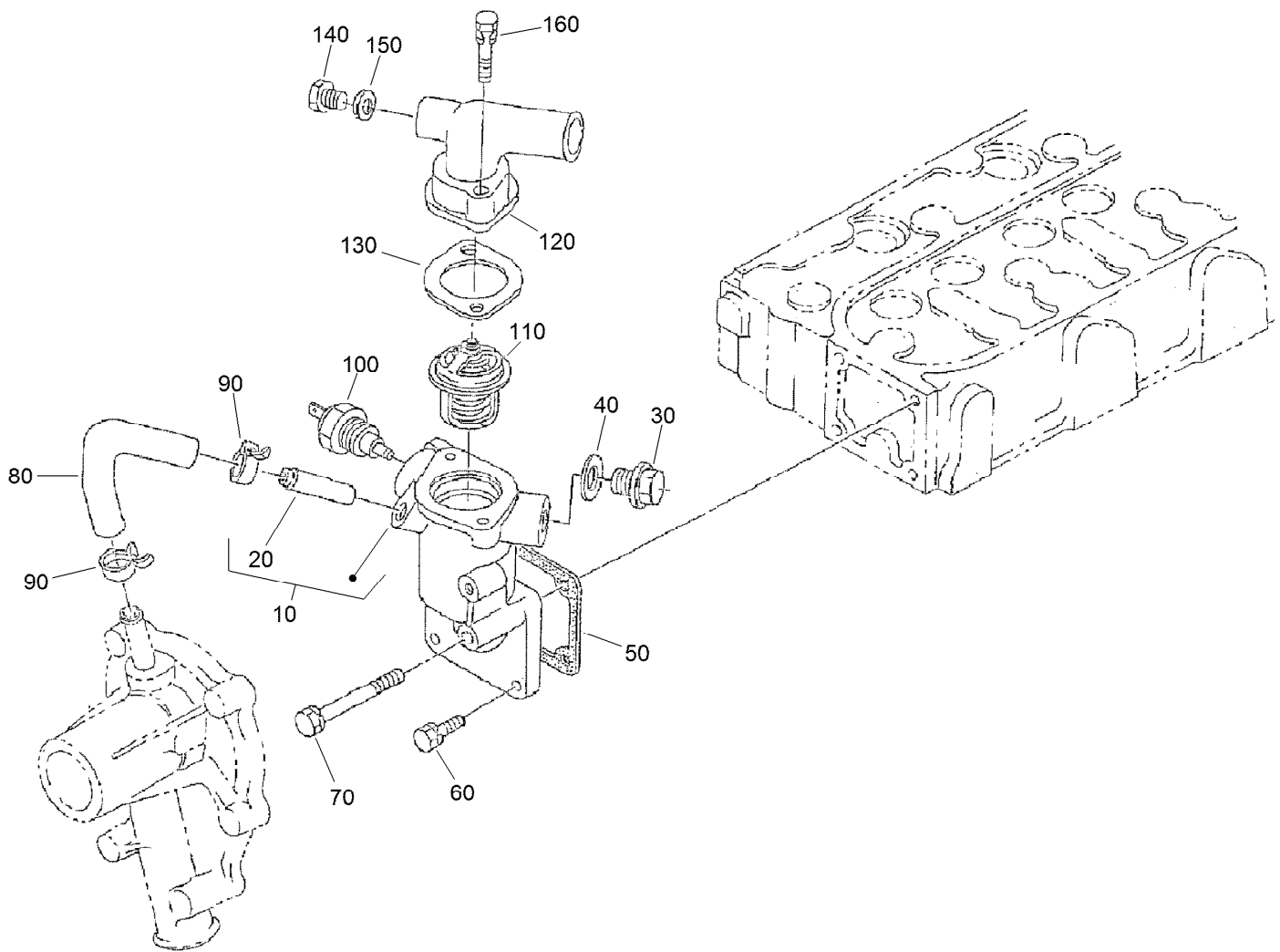
Starter Assembly

<i>Ref.</i>	<i>Part Number</i>	<i>Qty.</i>	<i>Description</i>
10	98-9705	1	Starter ASM
20	98-7697	2	Bolt



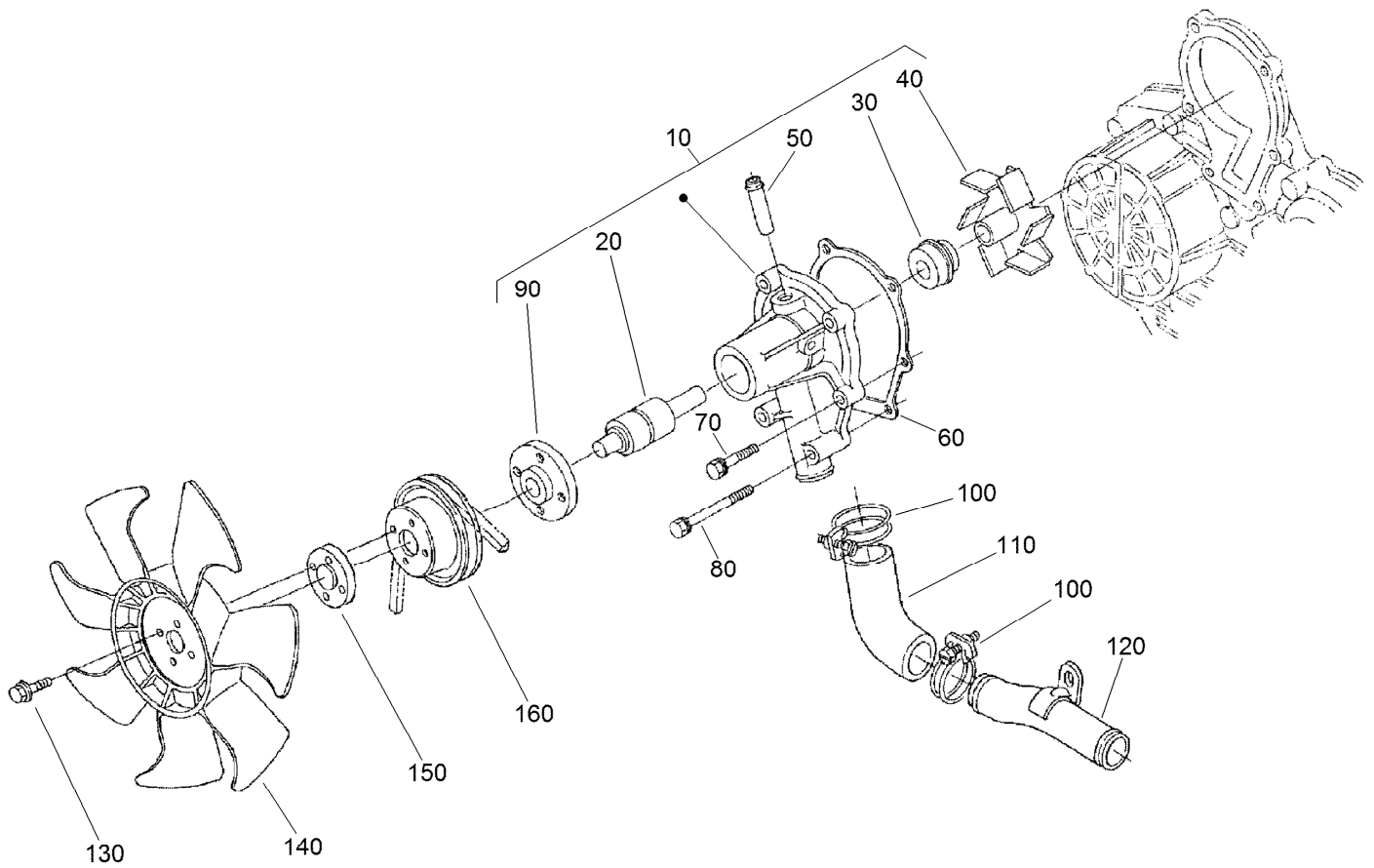
Starter Assembly No. 98-9705

Ref.	Part Number	Qty.	Description	Ref.	Part Number	Qty.	Description
10	98-9705	1	Starter ASM	150	98-7754	1	Spring
20	104-8608	1	Yoke ASM	160	98-7755	1	Ball
30	98-7742	1	Armature ASM	170	98-7756	2	Bolt
40	98-7744	1	Bearing	180	98-7757	2	O-Ring
50	98-7743	1	Bearing	190	100-9240	2	Bolt
60	99-8373	1	Clutch-Running, Over	200	98-7758	2	Bolt ASM
70	99-8374	1	Frame-End, Drive	210	99-8375	1	Cover
80	105-3746	1	Magnetic Switch ASM	220	99-8371	1	Nut-Hex
90	98-7748	1	Frame-End	230	98-9711	1	Cord-Solenoid, Stop
100	98-7749	1	Brush Holder ASM	240	99-8376	1	Nut-Hex
110	98-7750	4	Spring-Brush	250	98-7759	1	Pipe-Drain
120	98-7751	1	Gear	260	98-9712	1	Band-Cover
130	98-7752	1	Retainer	270	105-2886	1	Cover ASM
140	98-7753	5	Roller				



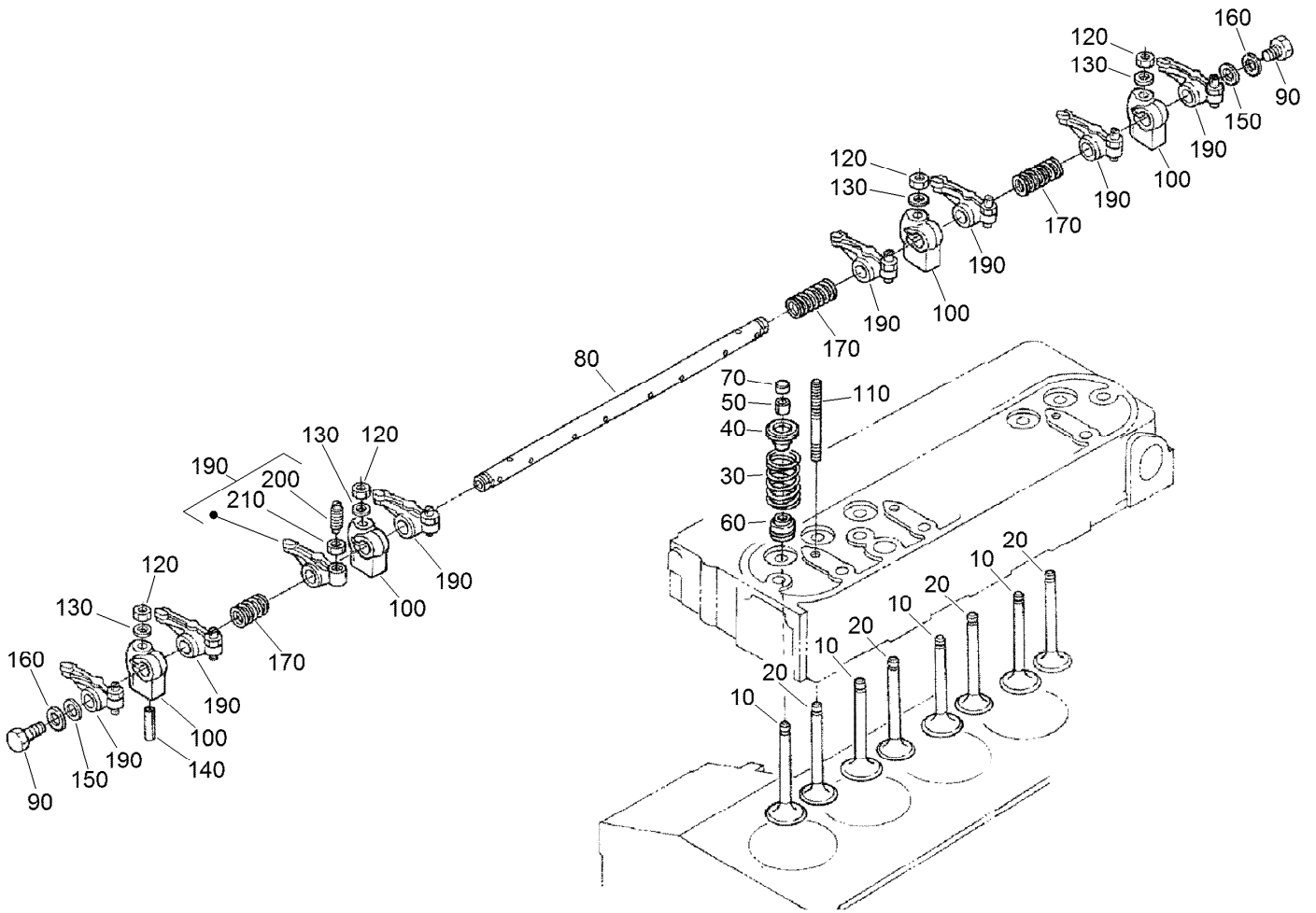
Water Flange and Thermostat Assembly

<i>Ref.</i>	<i>Part Number</i>	<i>Qty.</i>	<i>Description</i>	<i>Ref.</i>	<i>Part Number</i>	<i>Qty.</i>	<i>Description</i>
10	98-9713	1	Water Flange ASM	90	98-9579	2	Band-Pipe
20	98-9580	1	Pipe-Return, Water	100	98-9719	1	Thermoswitch
30	105-3747	1	Plug	110	98-7778	1	Thermostat ASM
40	99-3583	1	Gasket	120	108-2869	1	Cover-Thermostat
50	98-9638	1	Gasket-Flange, Water	130	105-3748	1	Gasket-Thermostat
60	98-7692	3	Bolt	140	108-2870	1	Plug-Drain
70	98-9356	1	Bolt	150	100-9155	1	Gasket
80	98-9578	1	Pipe-Return, Water	160	98-7777	2	Bolt



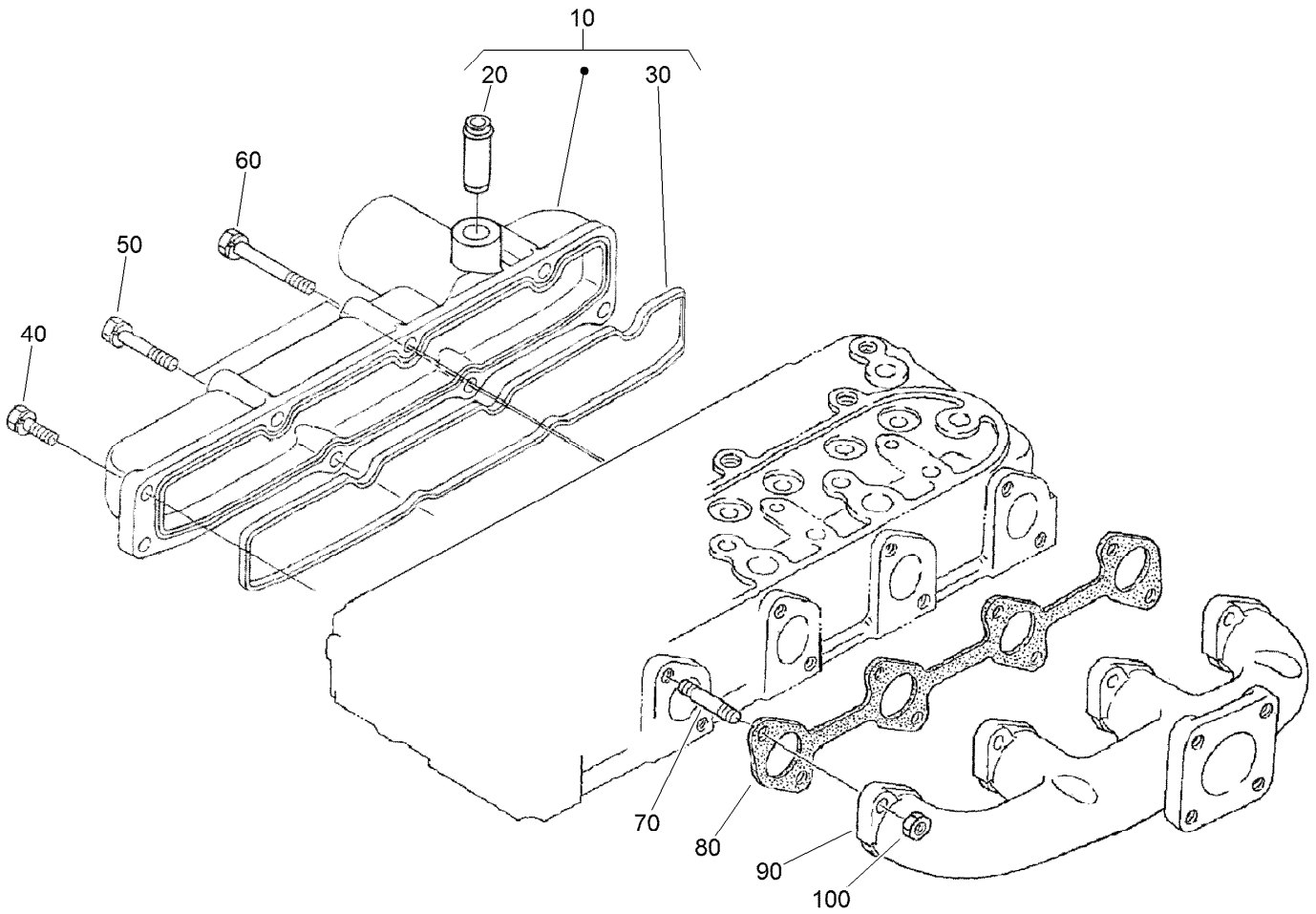
Water Pump Assembly

<i>Ref.</i>	<i>Part Number</i>	<i>Qty.</i>	<i>Description</i>	<i>Ref.</i>	<i>Part Number</i>	<i>Qty.</i>	<i>Description</i>
10	107-9089	1	Water Pump ASM	90	99-3516	1	Flange-Pump, Water
20	99-3517	1	Bearing-Pump, Water	100	98-9717	2	Clamp
30	105-3750	1	Mechanical Seal ASM	110	107-9091	1	Pipe-Water
40	112-7017	1	Impeller-Pump, Water	120	98-9716	1	Pipe-Water
50	100-1932	1	Pipe-Return, Water	130	108-2873	4	Bolt-Flange
60	99-3454	1	Gasket-Pump, Water	140	108-2871	1	Fan
70	98-9353	4	Bolt	150	108-2872	1	Collar-Fan
80	107-9090	2	Bolt	160	98-9584	1	Pulley-Fan



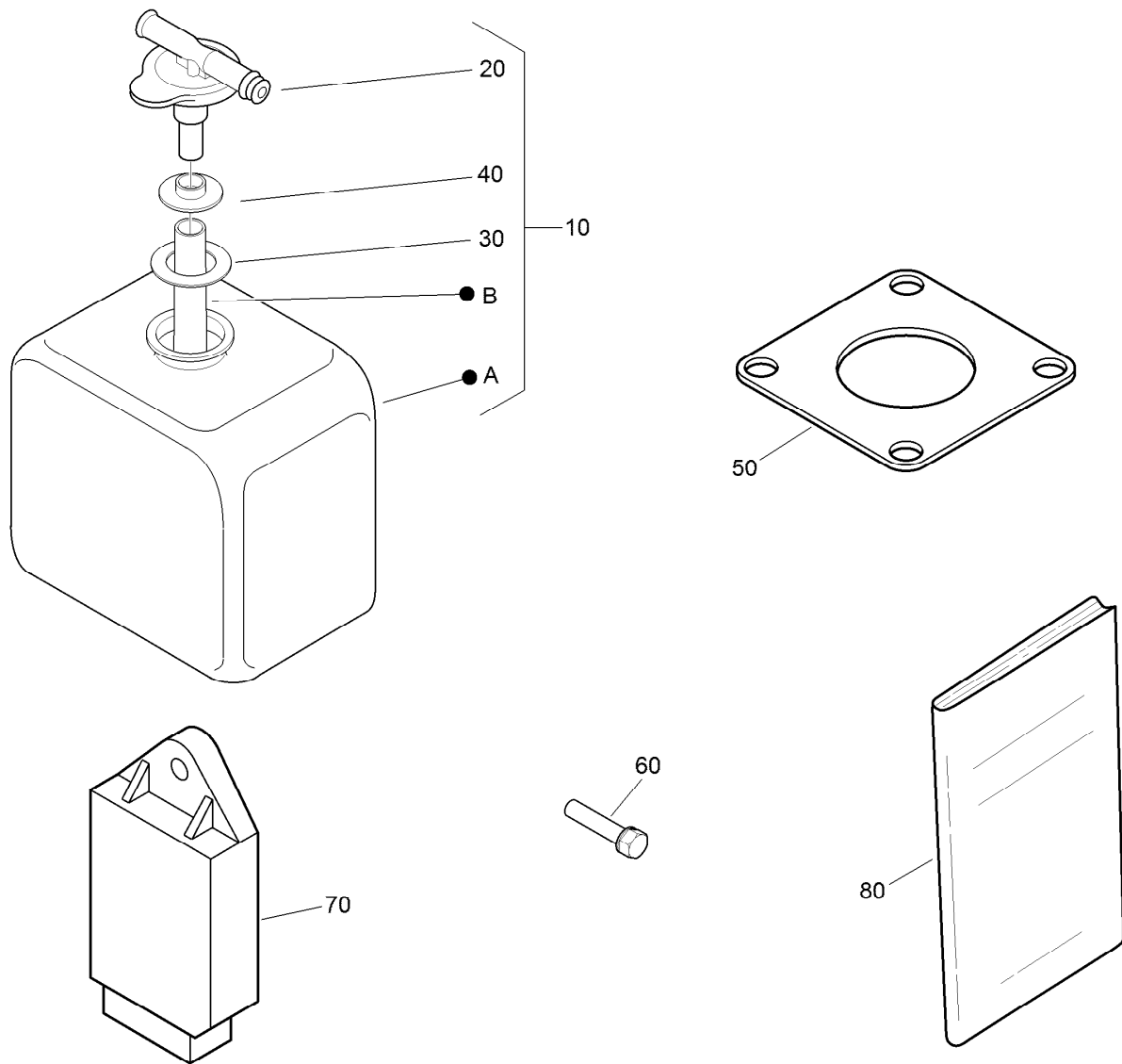
Valve and Rocker Arm Assembly

<i>Ref.</i>	<i>Part Number</i>	<i>Qty.</i>	<i>Description</i>	<i>Ref.</i>	<i>Part Number</i>	<i>Qty.</i>	<i>Description</i>
10	112-7018	4	Valve-Inlet	110	98-9506	4	Stud
20	120-2564	4	Valve-Exhaust	120	98-9393	4	Nut
30	98-9648	8	Spring-Valve	130	98-9385	4	Washer-Flat
40	107-9092	8	Retainer-Spring	140	105-3758	1	Pin-Spring
50	117-7572	8	Collet-Spring, Valve	150	98-9507	2	Washer-Shaft, Rocker Arm
60	99-8385	8	Seal-Stem, Valve	160	110-3832	2	Washer-Plain
70	98-9497	8	Cap-Valve	170	98-9504	2	Spring-Arm, Rocker
80	105-3757	1	Shaft-Arm, Rocker	190	98-9501	8	Rocker Arm ASM
90	100-1762	2	Bolt	200	98-9502	8	Screw-Adjusting
100	98-9505	4	Bracket-Arm, Rocker	210	98-9503	8	Nut



Inlet and Exhaust Manifold Assembly

<i>Ref.</i>	<i>Part Number</i>	<i>Qty.</i>	<i>Description</i>
10	108-2874	1	Intake Manifold ASM
20	98-9492	1	Joint-Pipe, Breather
30	105-3760	1	Gasket-Manifold, Intake
40	98-7605	3	Bolt
50	98-9353	2	Bolt
60	105-3797	3	Bolt
70	98-9588	8	Stud
80	105-3765	1	Gasket-Manifold, Exhaust
90	114-9573	1	Manifold-Exhaust
100	98-9665	8	Nut



Muffler Gasket, Glow Controller and Overflow Bottle Assembly

Ref.	Part Number	Qty.	Description
10	108-0638	1	Bottle-Overflow
20	105-3754	1	Cap
30	105-3755	1	Gasket
40	105-3756	1	Plate
50	98-9611	1	Gasket
60	98-7610	1	Bolt
70	98-7611	1	Controller-Glow
80	115-4104	1	Operator Manual

Attachments and Accessories

For 41393 Multi Pro 5800-D Turf Sprayer with ExcelaRate Spray System

Product Name	Model/Part
Premium All Season Hydraulic Fluid (55 Gallon Drum)	108-1177
Premium All Season Hydraulic Fluid (5 Gallon Pail).....	108-1178
Premium Heavy Duty All Season Gear Lube (Pail)	108-1188
Premium All Purpose Grease (Tube)	108-1190
Premium Heavy Duty All Season Gear Lube (Quart)	108-1591
Spark Arrestor	115-2919
Tire	119-6021
CE Kit, Multi-Pro 5800 Turf Sprayer	120-0637
Beacon Kit	120-8505
License Plate Kit.....	120-8506
Covered Boom Spring Upgrade Kit.....	120-8508
Premium Engine Oil 10w30 (55 Gal).....	121-6392
Premium Engine Oil 10w30 (5 Gallon Pail)	121-6393
Wheel And Tire Asm	127-1100
Lance Suction Assembly	127-9826
Low Flow Kit	130-7258
Ultra Sonic Boom Finishing Kit.....	130-8229
Right Hand Step Kit	130-8230
Left Hand Step Kit.....	130-8231
Pivoting Hose Reel Finishing Kit, 2014 and Before Multi-Pro 5800 Turf Sprayer	131-3291
Pump Head Kit.....	133-2898
Finishing Kit, Foam Marker for Serial Number 315000001 and After Multi Pro 5800 Turf Sprayer.....	136-0458
Rear Work Light Kit.....	41010
Single Nozzle Kit.....	41023
Hand Spray Wand Kit	41118
Pro Foam Concentrate (4 x 1 Gallon)	41157
Ultra Sonic Boom Leveling Kit	41219
Foam Marker Kit, Serial number 400000000 and After Multi Pro 1750, 5800, and WM Turf Sprayer	41249
Drift Reduction Boom Shroud Kit.....	41602
Pro-Foam.....	41607
EU Compliance Kit.....	41608
Tank Rinse Kit.....	41614
Pivoting Hose Reel Kit	41621
Eductor Kit	41622
GeoLink Precision Spray System	41623
CDMA RTK Correction Modem Kit, GeoLink Precision Spray System	41624
GSM RTK Correction Modem Kit, GeoLink Precision Spray System.....	41625
GeoLink Reference Antenna Kit	41626
Road Light / Homologation Kit	41628
X25 GeoLink Precision Spray System Kit, Serial Number 315000001 and After Multi Pro 1750 or 5800 Turf Sprayer	41630
GeoLink Spray System Finishing Kit, 2016 and After Multi Pro 5800 Turf Sprayer.....	41632



Count on it.