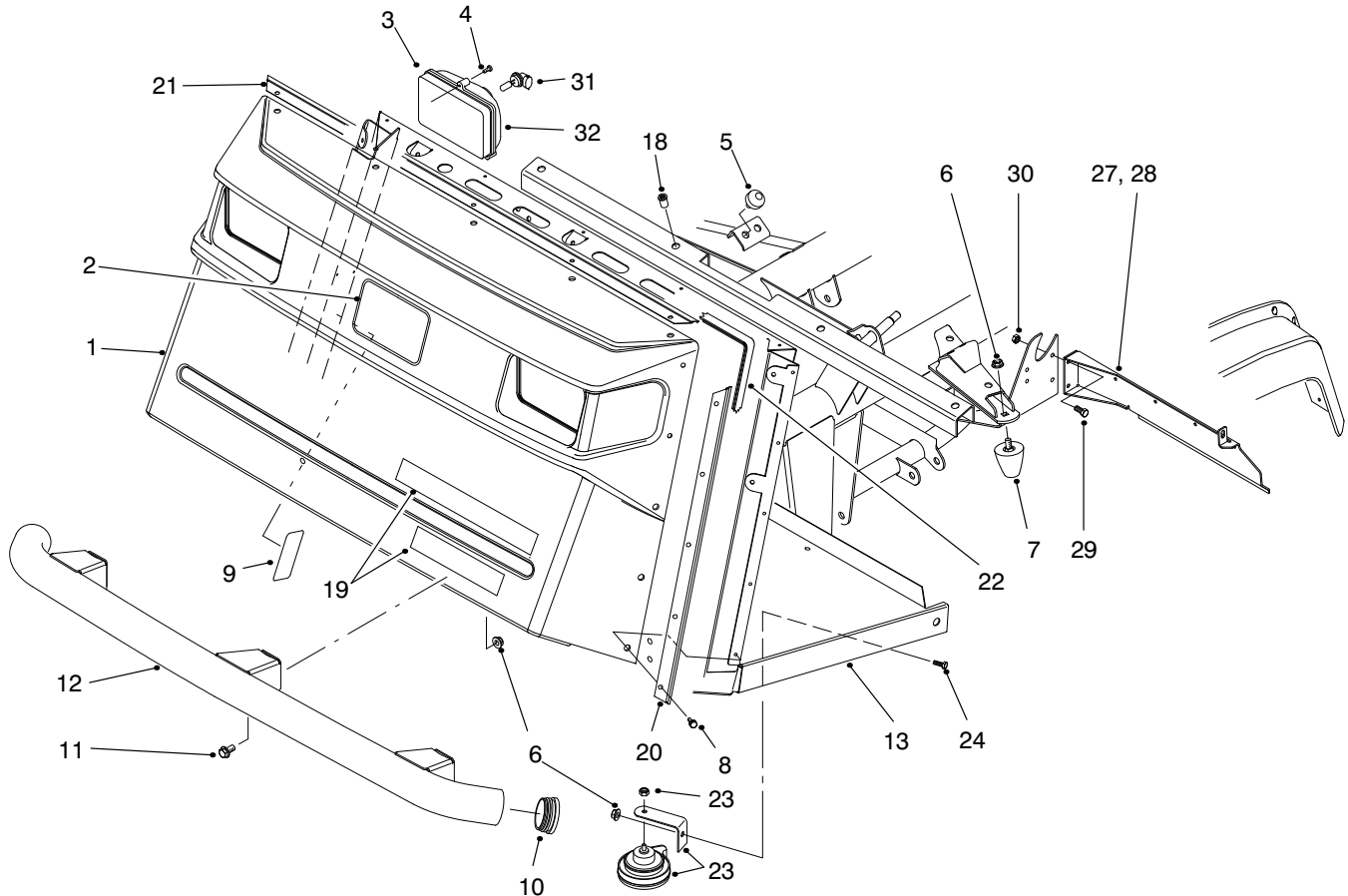




MODEL NO. 07220-90001 & UP	PARTS CATALOG
WORKMAN® 3210 HEAVY INDUSTRIAL 2WD	

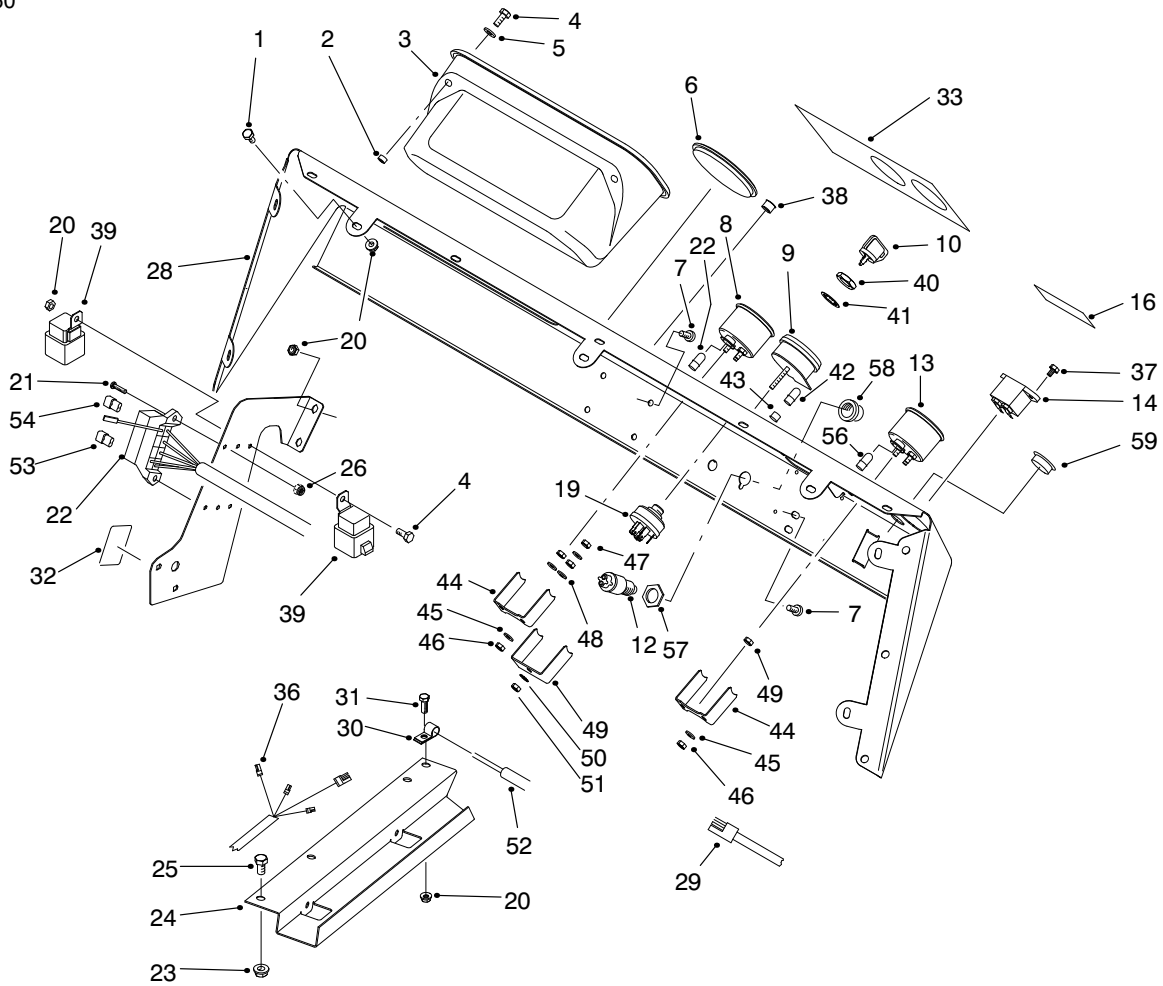


T-2995

FRONT BUMPER & HOOD ASSEMBLY

Ref. No.	Part No.	Description	No. Used	Ref. No.	Part No.	Description	No. Used
1	98-2979	Hood	1	19	99-1124	Decal-Workman 3210	1
2	62-5550	Decal-TORO	1	20	87-8120	Bracket-Trim Side	2
3	87-2120	Asm-Headlight (Incl. Ref. #31-32)	2	21	87-8130	Bracket-Trim Top	1
4	32104-88	Screw	6	22	87-8160	Trim	1
5	87-2440	Bumper	2	23	116749	Asm-Horn	1
6	3290-357	Nut-Flange Lock	9	24	323-4	Screw-HH	1
7	26-0071	Bumper	2	27	94-3838	Bracket-Mudflap LH	1
8	87-6620	Screw	15	*28	94-3839	Bracket-Mudflap RH	1
9	87-7000	Decal-Load Rating	1	29	321-4	Screw-HH	4
10	2410-42	Cap-Front Bumper	2	30	32128-33	Nut-Lock	4
11	3234-1	Screw-HFH	6	31	87-6320	Bulb-Headlight	2
12	87-4070	Bumper-Front	1	32	87-6330	Lens-Headlight	2
13	94-5240	Asm-Operators Platform (Incl. Ref. #18, #42 Page 8, #40-42 Page 12, #36 Page 25 & #1 Page 27)	1				
18	32148-7	Nut-Clinch	8				

*Not Illustrated

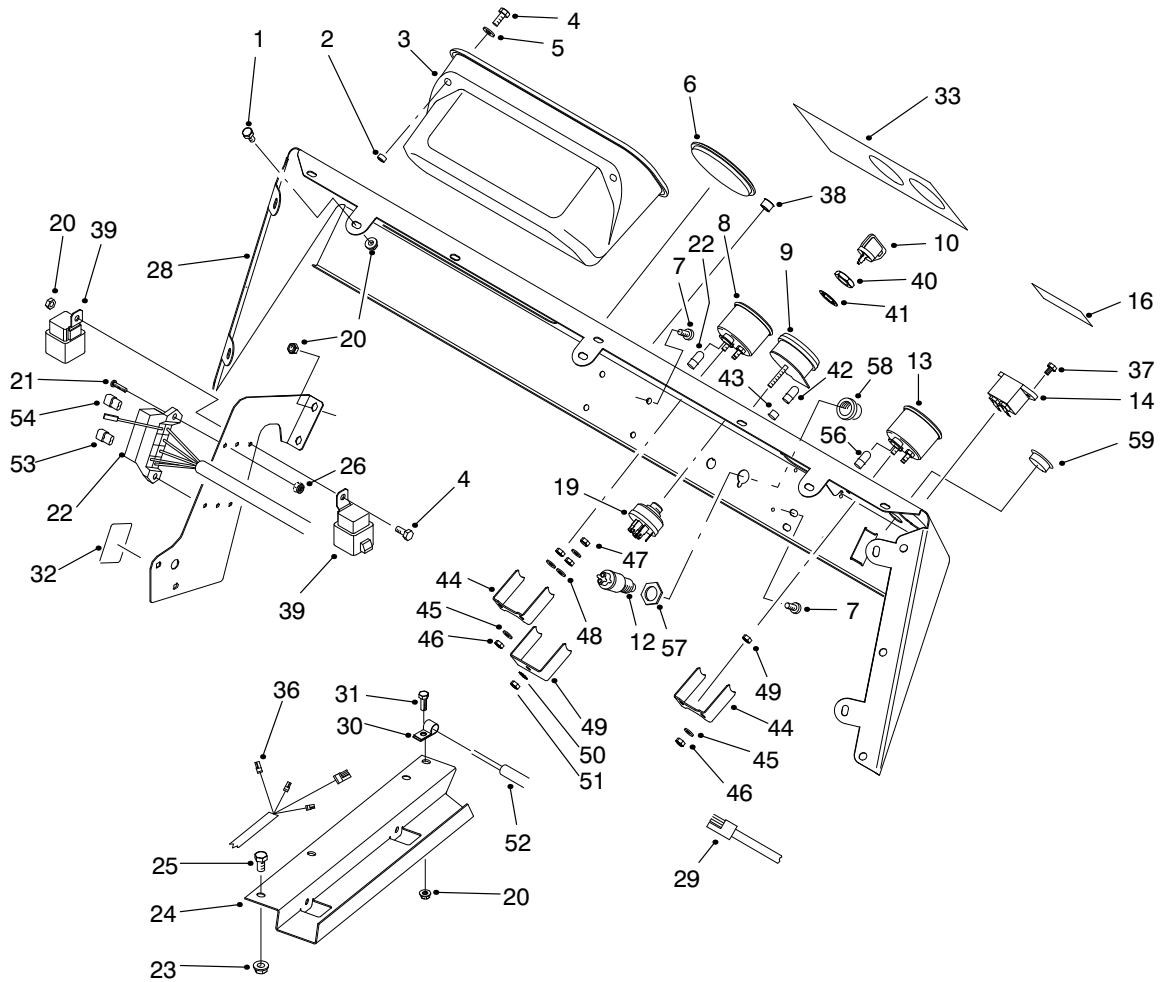


T-3163

CONTROL PANEL ASSEMBLY

Ref. No.	Part No.	Description	No. Used
1	321-2	Screw-HH	7
2	32148-6	Insert-Threaded	2
3	87-3780	Box-Glove	1
4	321-3	Screw-HH	3
5	3256-22	Washer-Flat	2
6	2410-35	Plug	1
7	3274-31	Screw-Button Hd.	4
8	99-1211	Asm-Temperature Gauge (Incl. Ref. #44-48)	1
9	93-7053	Asm-Warning Light (Incl. Ref. #42-43 & 49-51)	1
10	63-8360	Key-Ignition	1
12	18-2830	Asm-Horn Switch (Incl. Ref. #12 & 57)	1
13	87-5580	Asm-Fuel Gauge (Incl. Ref. #44-48)	1
14	75-6820	Hourmeter	1
15	99-1087	Plug-Hole, Dash	1
16	94-5272	Decal-Warning	1
19	27-2360	Asm-Ignition Switch (Incl. Ref. #40-41)	1
20	32128-33	Nut-Flange	12
21	3250-13	Screw	2
22	99-1107	Asm-Front Wire Harness (Incl. Ref. #56)	1
23	32128-20	Nut-Flange	3

Ref. No.	Part No.	Description	No. Used
24	93-7094	Cover-Wire Harness	1
25	322-2	Screw-HH	3
26	3296-2	Nut-Lock	2
28		Asm-Control Panel (Incl. Ref. #16 & 33)	
29	99-1083	Harness-Wire Front LH	1
30	2412-89	Clamp-R	1
31	321-4	Screw-HH	1
32	87-6670	Decal-Fuse	1
33	87-8520	Decal-Dash	1
36	99-1106	Harness-Wire Rear	1
37	32144-18	Screw-HH	2
38	2410-64	Plug-Hole	1
39	70-1480	Relay-Sealed	2
40	218-446	Nut-Hex.	1
41	218-447	Washer-Lock	1
42	219-17	Bulb-Warning Light	4
43	87-6270	Asm-Socket & Bulb (Incl. Ref. #42)	4
44		Clamp-Gauge	2
45	3253-15	Washer-Lock	4
46	3217-25	Nut-Hex.	4
47	3217-29	Nut-Jam	6
48	3253-19	Washer-Lock	6
49	3296-2	Nut-Hex.	1

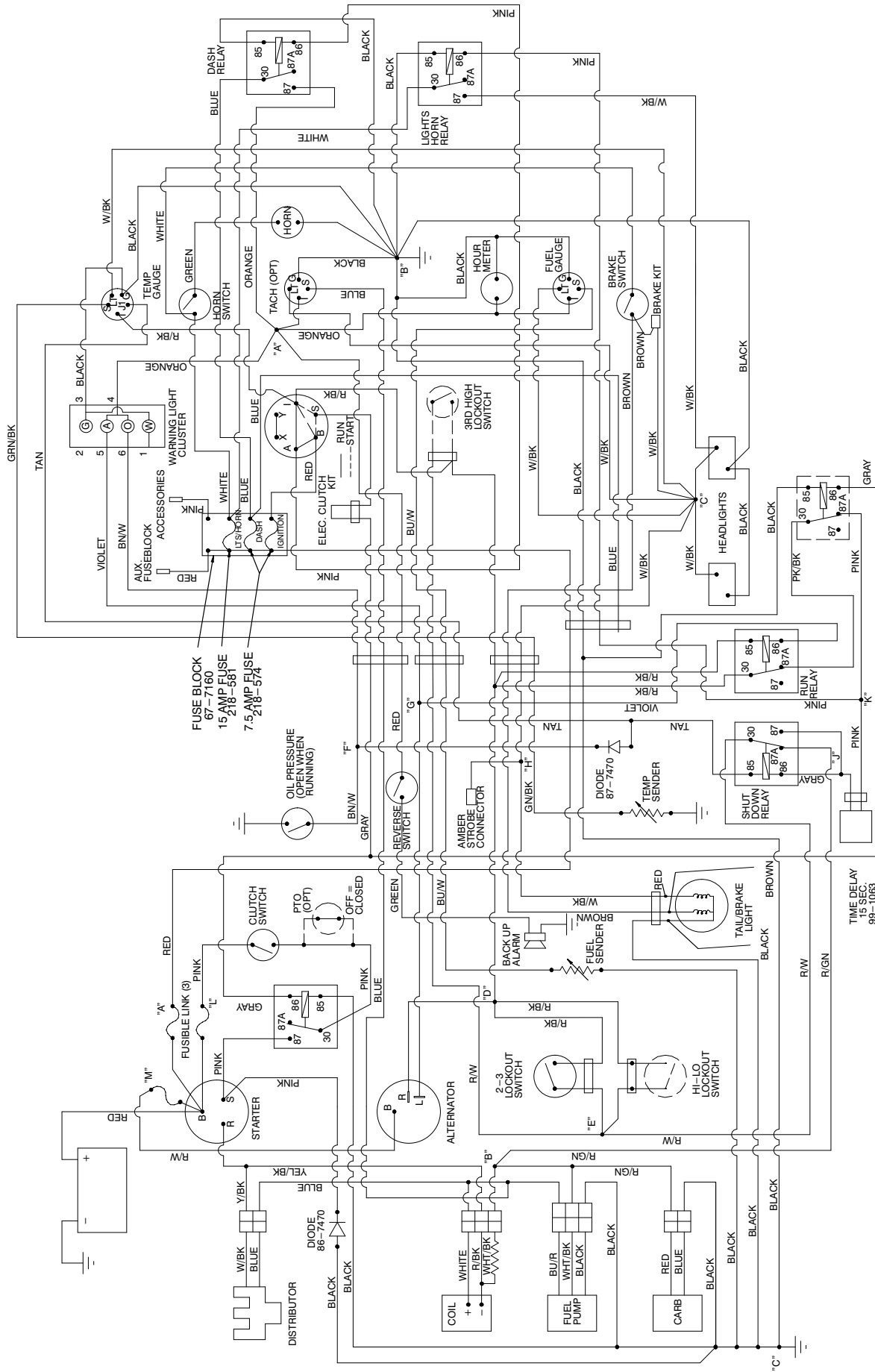


T-3163

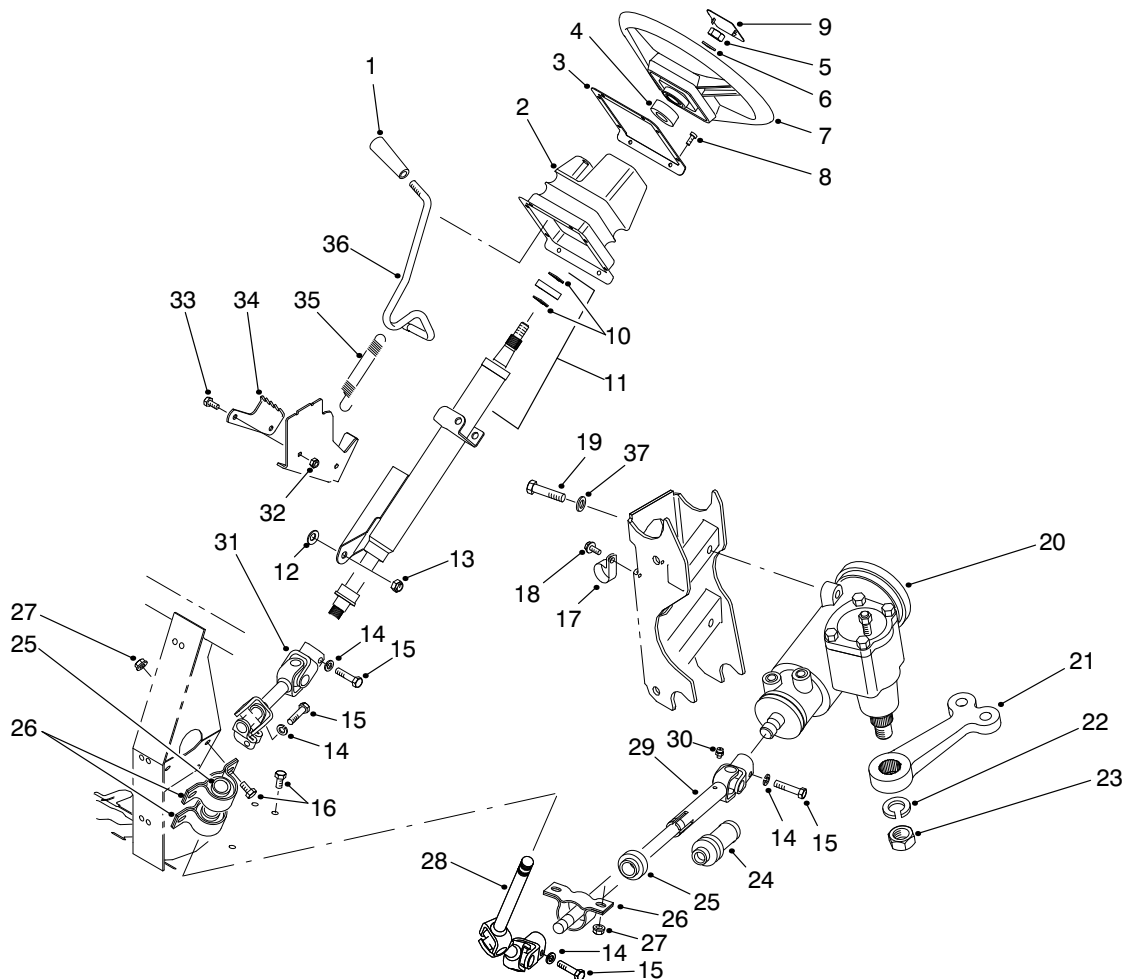
CONTROL PANEL ASSEMBLY (Continued)

Ref. No.	Part No.	Description	No. Used	Ref. No.	Part No.	Description	No. Used
49		Clamp-Light	1	54	218-581	Fuse-15 Amp	1
50	3254-1	Washer-Lock	1	56	218-600	Bulb	2
51	3217-26	Nut-Hex.	1	57		Nut-Hex.	1
52	99-1201	Cable-Clutch	1	58		Button-Horn	1
53	218-574	Fuse-7.5 Amp	2				

ELECTRICAL SCHEMATIC



TIME DELAY
15 SEC.
99-1063

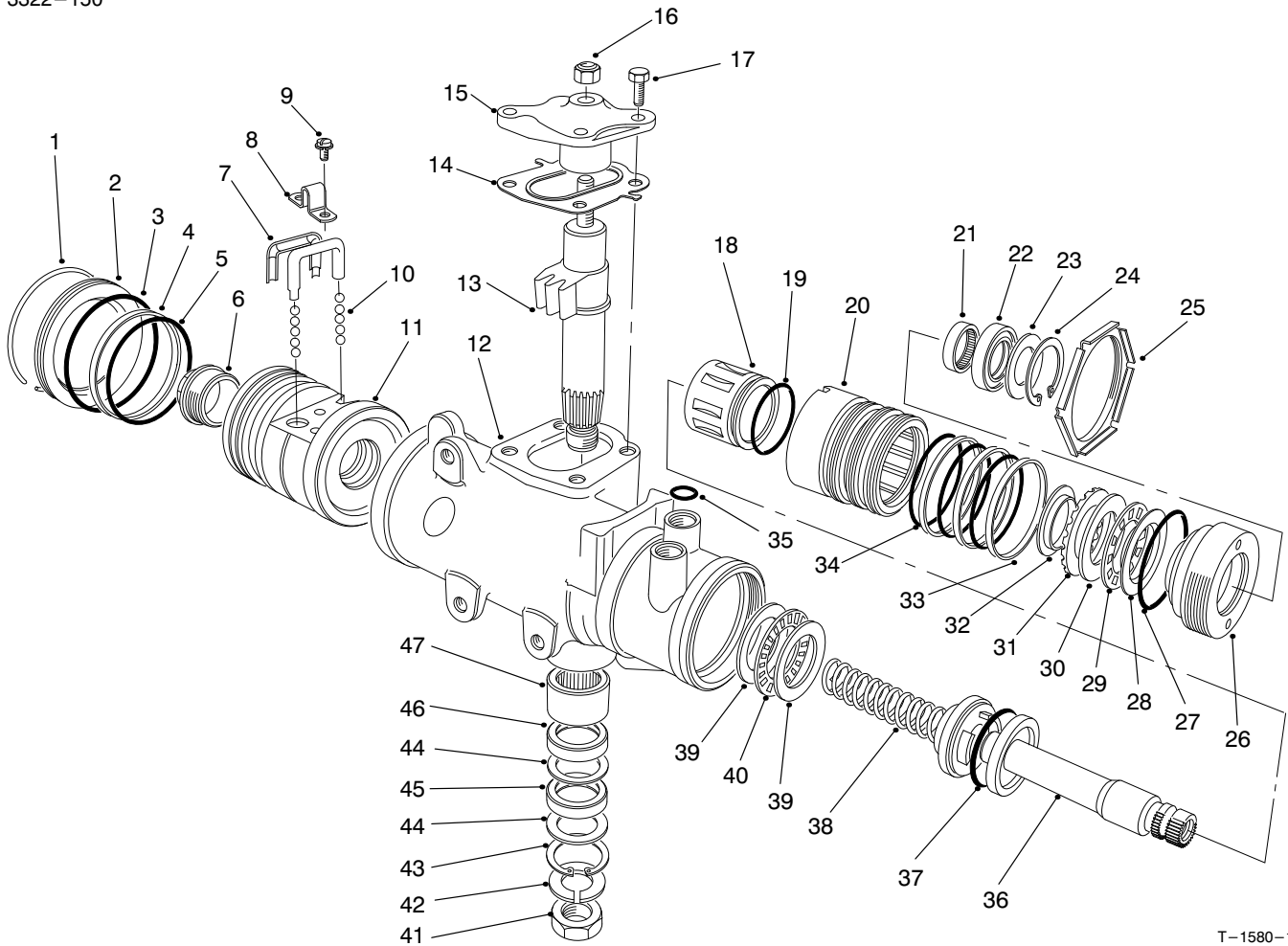


T-1584-1

STEERING LINKAGE ASSEMBLY

Ref. No.	Part No.	Description	No. Used	Ref. No.	Part No.	Description	No. Used
1	233-39	Knob	1	21	87-0370	Arm-Pitman	1
2	87-3460	Boot-Tilt Steering	1	22	39-7420	Washer-Lock	1
3	87-4720	Plate-Steering Boot	1	23	39-7440	Nut-Lock	1
4	21-9260	Spacer	1	24	92-4157	Boot-Steering Shaft	1
5	3277-1	Nut-Hex.	1	25	87-2280	Bearing	3
6	48-8070	Washer-Flat	1	26	87-3250	Mount-Bearing	3
7	87-3820	Wheel-Steering	1	27	32128-20	Nut-HFH	6
8	32144-116	Screw-PH	8	28	92-4155	Asm-Slip Joint, Upper	1
9	87-3750	Cover-Steering Wheel	1	29	92-4156	Asm-Slip Joint, Lower (Incl. Ref. #24 & 30)	1
10	43-6550	Ring-Retaining	2	30	302-5	Fitting-Grease	1
11	92-4153	Asm-Steering Column (Incl. Ref. #10)	1	31	92-4154	Asm-Universal Joint	1
12	3290-455	Washer	1	32	3296-42	Nut-Lock	2
13	3296-59	Nut-Lock	1	33	321-3	Screw-HH	2
14	3253-4	Washer-Lock	4	34	87-3610	Bracket-Detent	1
15	48-7740	Screw-HH	4	35	65-5360	Spring-Extension	1
16	322-2	Screw-HH	6	36	87-3130	Lever-Tilt Steering	1
17	2412-105	Clamp-R	2	37	87-7480	Washer-Flat	3
18	32144-10	Screw-TAP	2	*	87-3100	Asm-Lower Shaft (Incl. Ref. #24 & 28-30)	1
19	93-7145	Screw-HH	3	*	87-3120	Steering Column & Shaft (Incl. Ref. #10, 11 & 31)	1
20	87-1500	Asm-Steering Gear (Incl. Ref. #22 & 23)	1				

*Not Illustrated



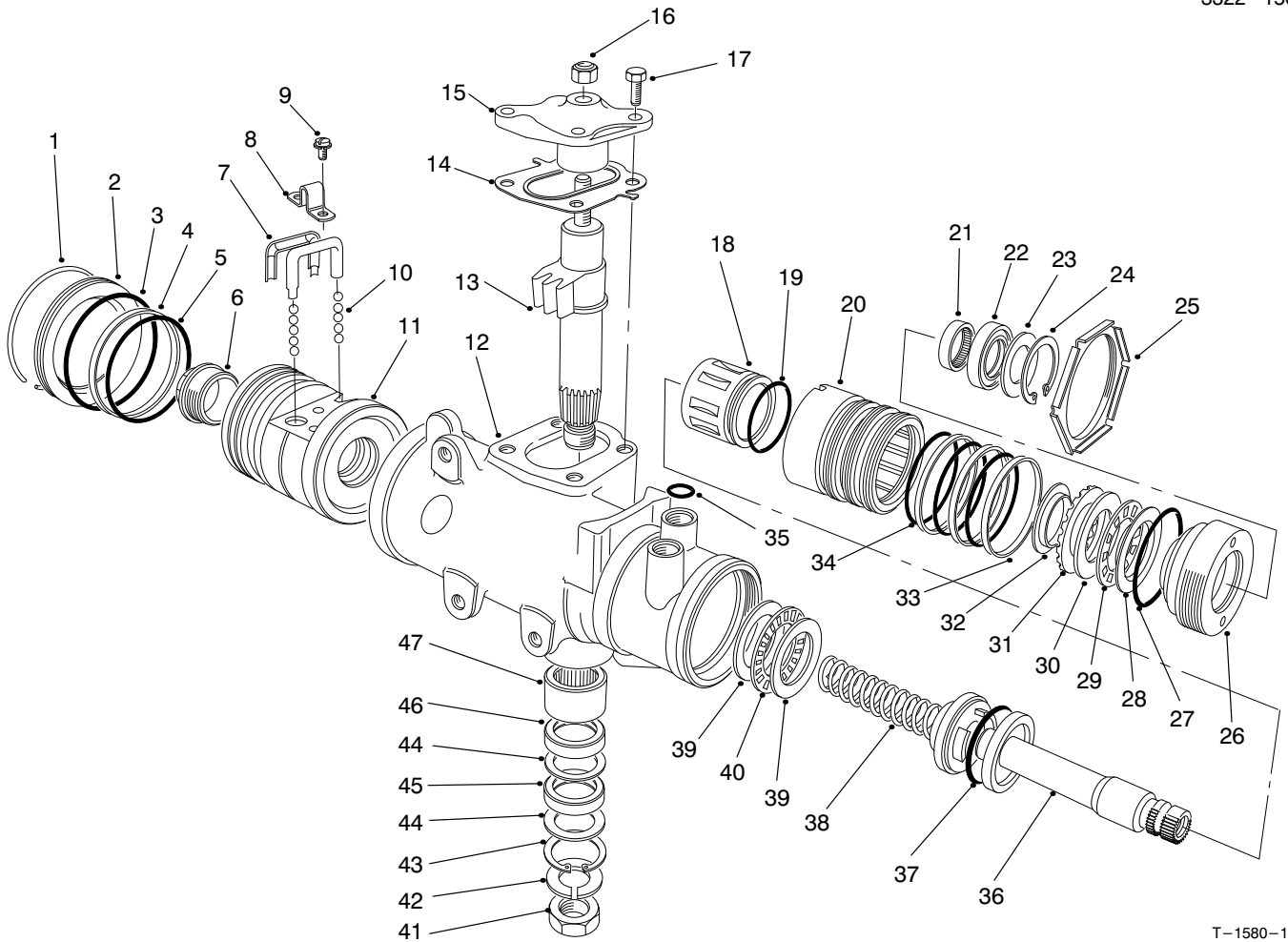
T-1580-1

STEERING GEAR ASSEMBLY NO. 87-1500

Ref. No.	Part No.	Description	No. Used
1		Ring-Retaining	1
2	92-4165	Plug-Housing End	1
3		Seal-Housing End Plug	1
4		Ring-Rack Piston	1
5		O-Ring, Rack Piston	1
6	18-4340	Plug-Rack Piston End	1
7	92-4168	Return-Guide Ball	2
8	18-4270	Clamp-Ball Return Guide	1
9	18-4260	Asm-Screw/Lockwasher	2
10	18-5190	Kit-Ball, Recirculating (Consists of 12 each of .2806 Dia. & .2812 Dia. Chrome Balls)	1
11		Nut-Rack Piston	1
12		Housing-Steering Gear	1
13		Gear-Pitman Shaft	1
14	28-8280	Kit-Seal, Side Cover (Incl. Ref. #17)	1
15		Cover-Housing Side	1
16	28-8220	Nut-Lash Adjuster	1
17	28-8210	Bolt-HFH	4
18		Spool Valve	1
19		O-Ring, Spool Valve	1
20		Valve Body	1
21	92-4169	Bearing-Needle	1
22		Seal-Stub Shaft	1
23		Seal-Stub Shaft Dust	1

Ref. No.	Part No.	Description	No. Used
24		Ring-Retaining	1
25	92-4159	Nut-Adjuster Plug Lock	1
26		Plug-Adjuster	1
27	28-8200	O-Ring	1
28		Race-Upper Bearing	1
29		Bearing-Roller, Thrust	1
30		Race-Thrust Bearing	1
31		Spacer-Thrust Bearing	1
32		Retainer-Bearing	1
33		Ring-Valve Body	3
34		O-Ring	3
35	39-7310	O-Ring	3
36		Shaft-Stub	1
37		O-Ring	1
38		Worm-Steering	1
39		Race-Thrust Bearing	2
40		Bearing-Roller, Thrust	1
41	39-7440	Nut-Pitman Arm	1
42	39-7420	Washer-Lock	1
43		Ring-Retaining	1
44		Washer-Seal, Backup	2
45		Seal-Pitman Shaft	1
46		Seal-Pitman Shaft	1
47	92-4170	Bearing-Pitman Shaft	1
*	92-4161	Asm-Cover Service Housing Side (Incl. Ref. #14-17)	1

*Not Illustrated



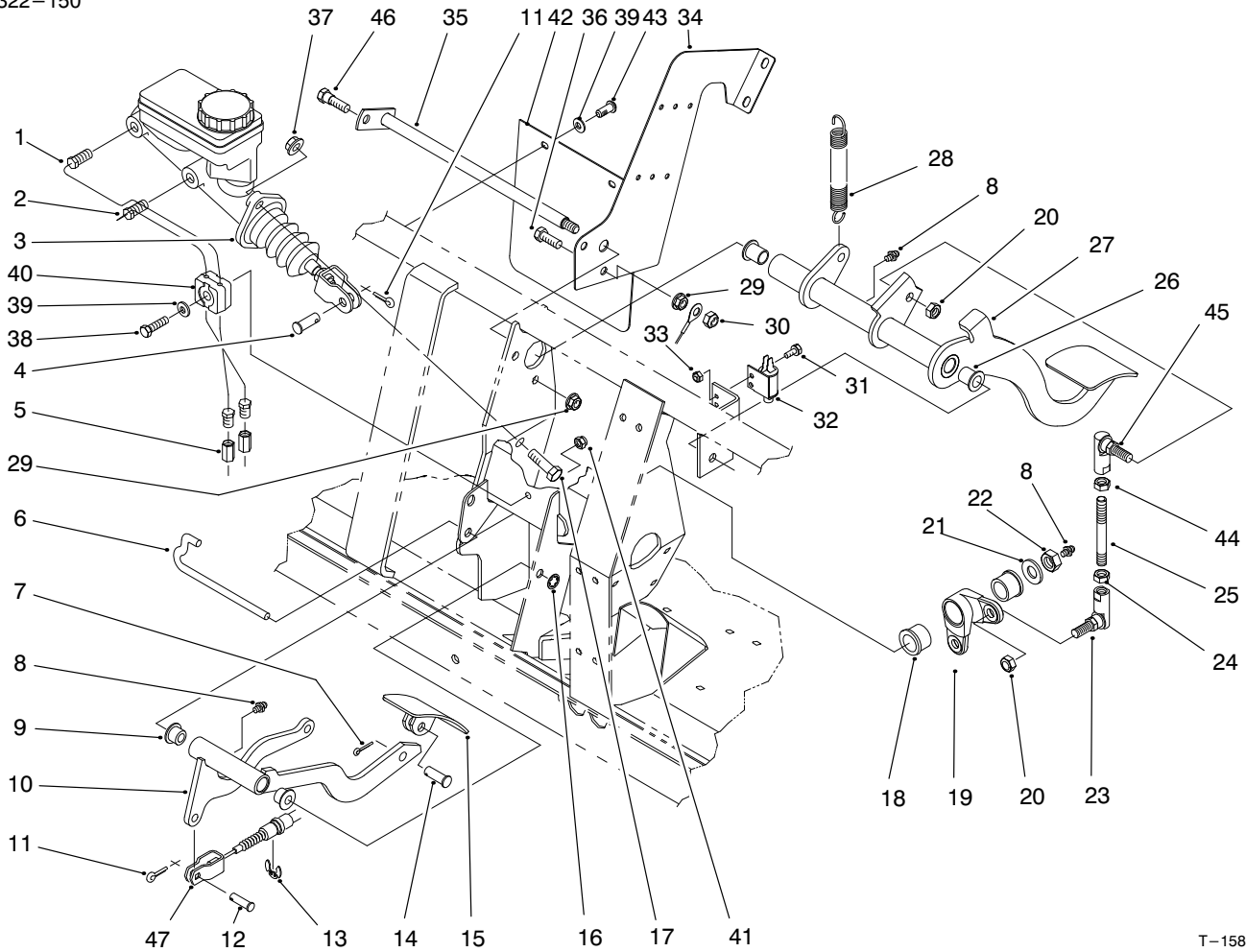
T-1580-1

STEERING GEAR ASSEMBLY NO. 87-1500

Ref. No.	Part No.	Description	No. Used
*	28-8270	Kit-Seal Service, End Plug (Incl. Ref. #1 & 3)	1
*	28-8290	Kit-Seal Service Rack/Piston (Incl. Ref. #4 & 5)	1
*	18-5180	Kit-Bearing, Lower Thrust (Incl. Ref. #39-40)	1
*	98-2962	Kit-Seal, Pitman Shaft (Incl. Ref. #43-46)	1
*	18-5170	Kit-Seal, Valve Ring (Incl. Ref. #19, 33, 34 & 37)	1
*	92-4163	Asm-Steering Housing (Incl. Ref. #12 & 43-47)	1
*	92-4167	Asm-Plug Service (Incl. Ref. #22-24 & 27)	1

Ref. No.	Part No.	Description	No. Used
*	92-4162	Pitman Shaft-Gear Service (Incl. Ref. #13, 14 & 17)	1
*	92-4158	Asm-Valve, Hyd. Gear (Incl. Ref. #18-20, 33, 34, 36 & 37)	1
*	92-4160	Kit-Bearing Service, Upper (Incl. Ref. #28-32)	1
*	92-4166	Asm-Rack/Piston/Nut (Incl. Ref. #1-11 & 38)	1
*	92-4164	Asm-Plug, Service Adjust. (Incl. Ref. #21-24 & 26-32)	1
*	87-1500	Steering Gear (Complete)	1

*Not Illustrated

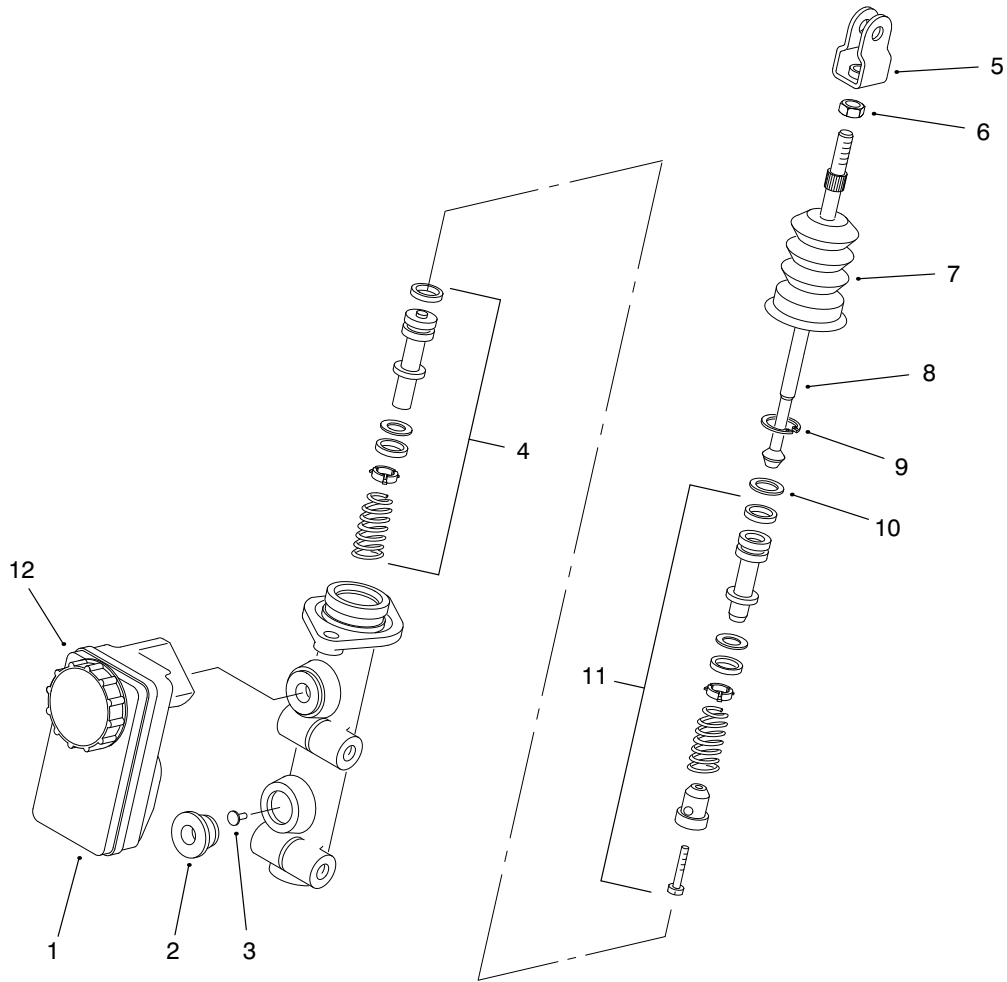


T-1585-2

BRAKE & ACCELERATOR PEDAL ASSEMBLY

Ref. No.	Part No.	Description	No. Used
1	94-3814	Tube-Hydraulic	1
2	94-3815	Tube-Hydraulic	1
3	94-3800	Asm-Master Cylinder	1
4	283-2	Pin-Clevis	1
5	87-3570	Union-Brake Line	2
6	87-2880	Shaft-Accelerator Pedal	1
7	3272-6	Pin-Cotter	1
8	302-5	Fitting-Grease	3
9	256-259	Bushing-Flange	2
10	93-8961	Arm-Accelerator Pedal	1
11	3272-10	Pin-Cotter	2
12	283-30	Pin-Clevis	1
13	32120-47	Ring-E	1
14	283-85	Pin-Clevis	1
15	93-8969	Pedal-Accelerator	1
16	32151-56	Ring-Retaining	1
17	323-7	Screw-HH	2
18	256-247	Bushing-Flange	2
19	94-5223	Bell Crank	1
20	3296-6	Nut-Lock	2
21	3256-26	Washer-Flat	1
22	3296-23	Nut-Lock	1
23	68-3840	Ball Joint	1
24	3220-3	Nut-Jam	1

Ref. No.	Part No.	Description	No. Used
25	94-5299	Rod-Link	1
26	256-155	Bushing-Flange	2
27	93-8965	Pedal-Brake	1
28	76-9430	Spring-Extension	1
29	32128-20	Nut-HFH	2
30	3296-29	Nut-Lock	1
31	3290-321	Screw-HFH	2
32	55-7120	Switch-Brake Light	1
33	3296-2	Nut-Lock	2
34	94-3821	Plate-Center, Frame	1
35	95-7394	Shaft-Brake	1
36	322-5	Screw-HH	1
37	3290-357	Nut-Flange	2
38	321-9	Screw-HH	1
39	3256-22	Washer-Flat	3
40	87-7660	Clamp-Tube	2
41	3296-42	Nut-Lock	1
42	94-5221	Flap-Master Cylinder	1
43	87-6620	Screw-Torx Pan Hd.	2
44	3220-16	Nut-Hex. Jam	1
45	68-3841	Asm-Ball Joint	1
46	28-0540	Bolt-Shoulder	1
47	94-3836	Cable-Accelerator	1

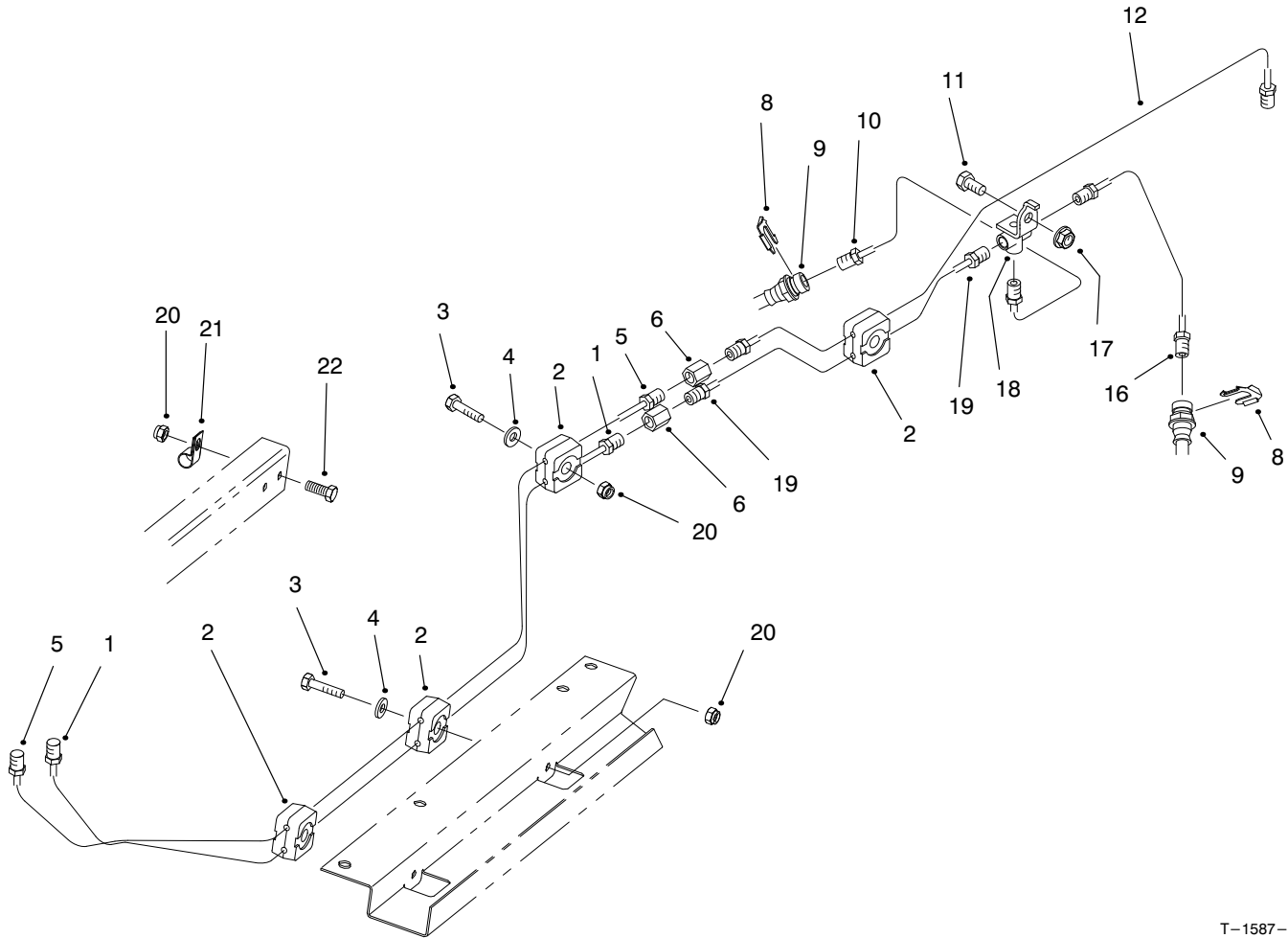


T-2339-1

MASTER BRAKE CYLINDER NO. 94-3800

Ref. No.	Part No.	Description	No. Used
1	87-3040	Reservoir-Master Cylinder (Incl. Ref. #12)	1
2	93-8971	Seal-Port, Flange	2
3	92-4103	Pin-Stop	1
4	92-4102	Asm-Secondary Piston	1
5	92-4110	Clevis	1
6	21-0360	Nut-Hex.	1

Ref. No.	Part No.	Description	No. Used
7	94-5209	Cover-Dust	1
8	94-5210	Rod-Push	1
9	92-4109	Circlip	1
10	92-4108	Washer-Retainer	1
11	92-4101	Asm-Primary Piston	1
12	92-4112	Asm-Cap	1



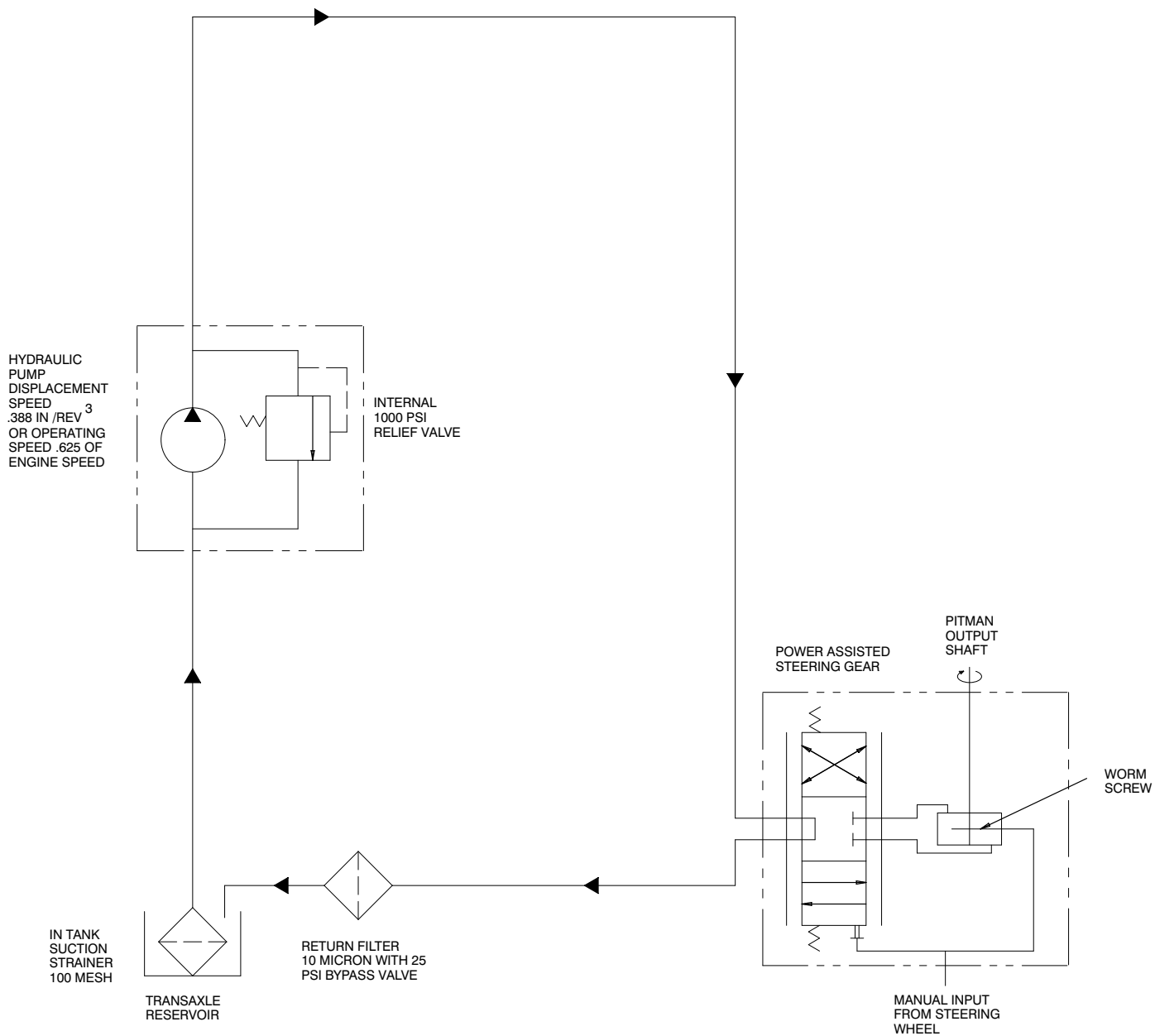
T-1587-1

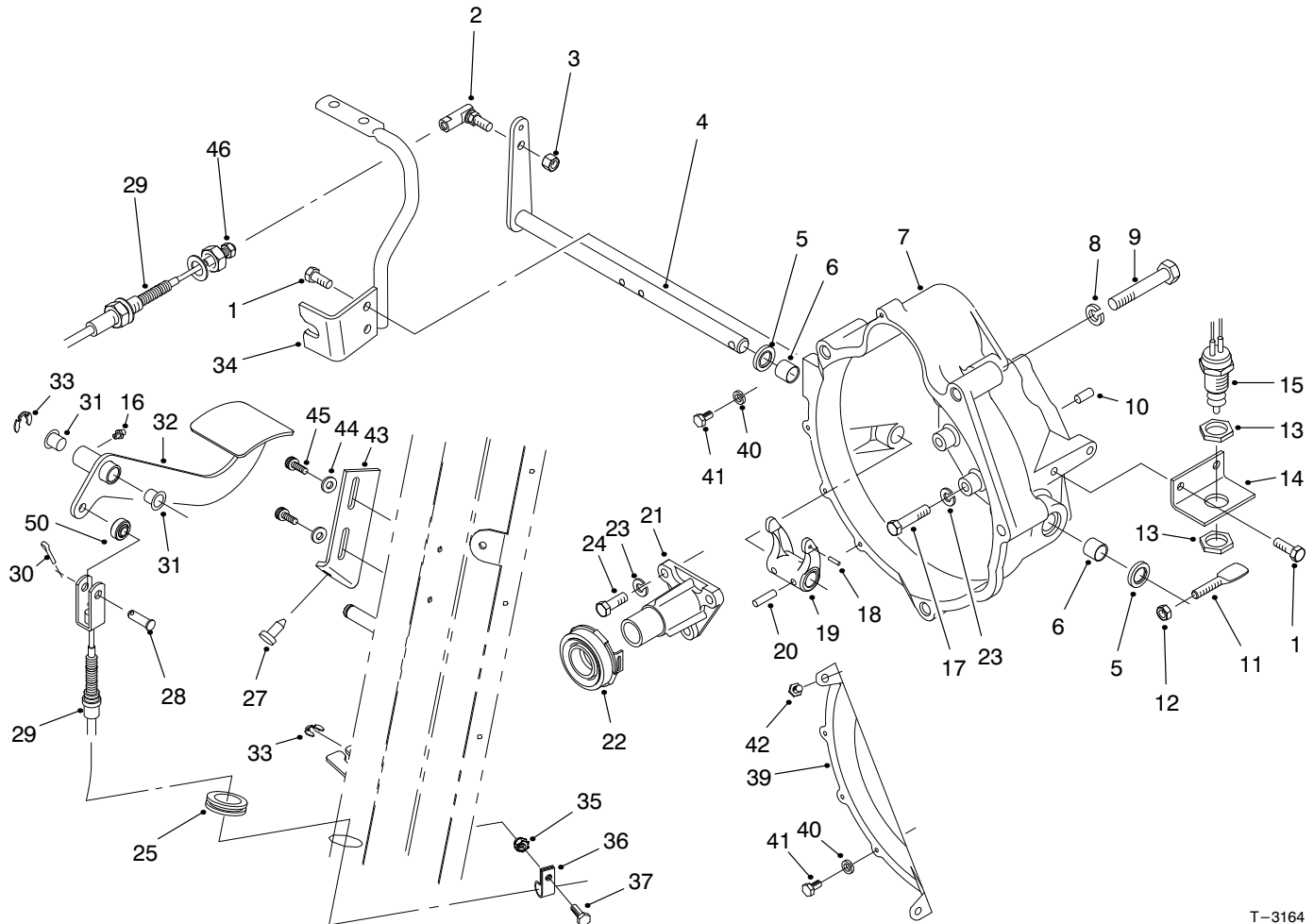
HYDRAULIC BRAKE LINE ROUTING ASSEMBLY

Ref. No.	Part No.	Description	No. Used
1	94-3820	Tube-Brake Front	1
2	87-7660	Clamp-Brake Line	8
3	321-9	Screw-HH	4
4	3256-22	Washer-Flat	4
5	94-3819	Tube-Brake Rear	1
6	87-3570	Fitting-Union	2
8	87-3580	Retainer-Brake Hose	2
9	93-7123	Hose-Brake Front	2
10	93-7081	Tube-Brake Front RH	1

Ref. No.	Part No.	Description	No. Used
11	322-2	Screw-HH	1
12	94-3842	Tube-Brake Rear	1
16	93-7082	Tube-Brake Front LH	1
17	32128-20	Nut-Flange	1
18	87-3560	Tee-Brake Line	1
19	93-7085	Tube-Brake Front	1
20	3296-42	Nut-Lock	5
21	2412-89	Clamp-R	1
22	321-4	Screw-HH	1

HYDRAULIC SCHEMATIC



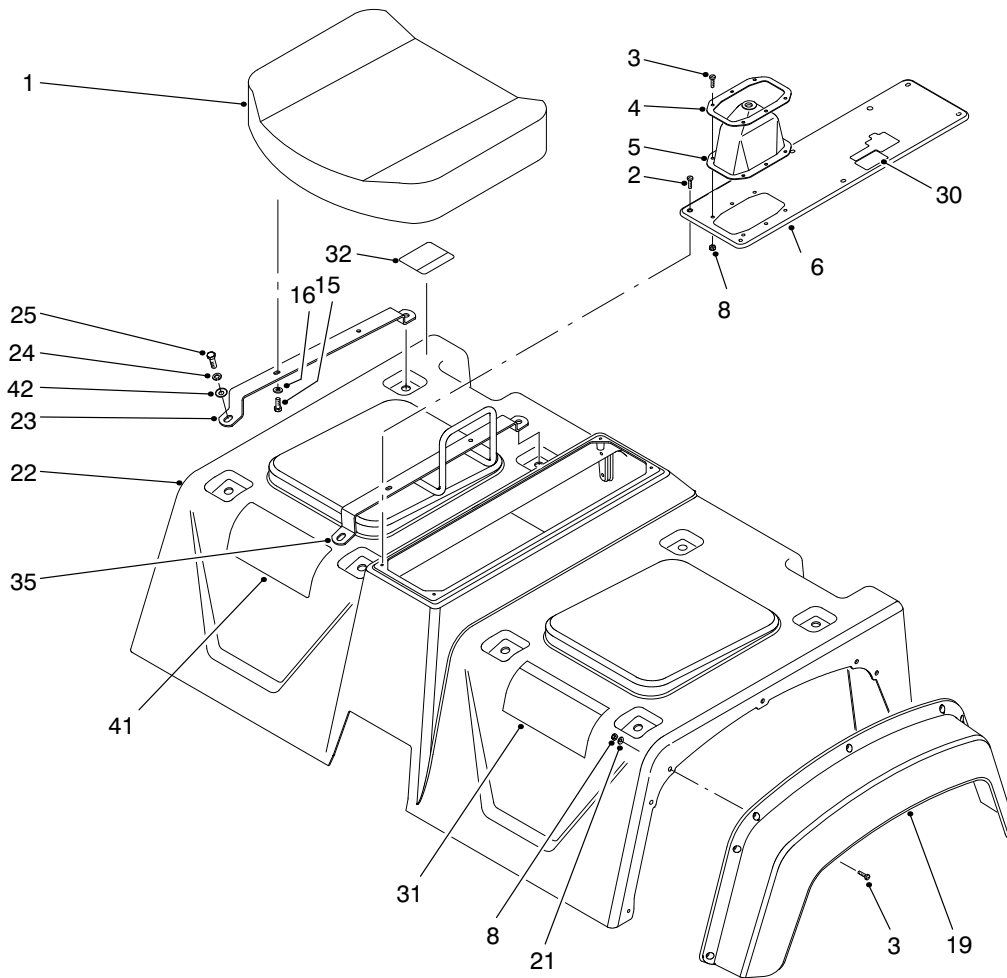


T-3164

CLUTCH LINKAGE ASSEMBLY

Ref. No.	Part No.	Description	No. Used
1	33114-020	Screw-HH	4
2	2411-33	Joint-Ball	1
3	3296-4	Nut-Lock	1
4	87-5290	Shaft-Release, Clutch	1
5	87-1920	Seal-Shaft	2
6	87-3770	Bushing-Sleeve	2
7	93-7121	Housing-Bell	1
8	3253-22	Washer-Lock	4
9	56-2150	Screw-HH	4
10	87-1910	Pin-Dowel	2
11	87-5360	Paddle-Clutch, Switch	1
12	3296-29	Nut-Lock	1
13	3218-20	Nut-Jam	2
14	87-5350	Bracket-Switch	1
15	87-5490	Switch-Neutral	1
16	302-5	Fitting-Grease	1
17	33114-040	Screw-HH	9
18	32121-7	Pin-Roll	1
19	87-5300	Fork-Clutch	1
20	32121-24	Pin-Roll	2
21	87-5320	Guide-Release	1
22	87-2100	Bearing-Release	1
23	42-9850	Washer-Lock	12

Ref. No.	Part No.	Description	No. Used
24	33114-025	Screw-HH	3
25	240-5	Grommet	1
27	87-8460	Bumper	1
28	283-75	Pin-Clevis	1
29	99-1201	Asm-Clutch Cable (Incl. Ref. #46)	1
30	3272-10	Pin-Cotter	1
31	256-156	Bushing-Flange	2
32	99-1199	Pedal-Clutch	1
33	32120-47	Ring-E	2
34	87-8480	Asm-Rod, Air Chamber	1
35	32128-33	Nut-HFH	1
36	2412-89	Clamp-R	1
37	321-4	Screw-HH	1
39	92-1938	Cover-Bell Housing	1
40	3253-3	Washer-Lock	4
41	33113-012	Screw-HH	4
42	92-2129	Screw-HH	1
43	87-8710	Tab-Clutch, Up-Stop	1
44	3256-22	Washer-Flat	2
45	87-6620	Screw-Torx PH	2
46	3220-2	Nut-Jam	1
50	99-1201	Rod End	1

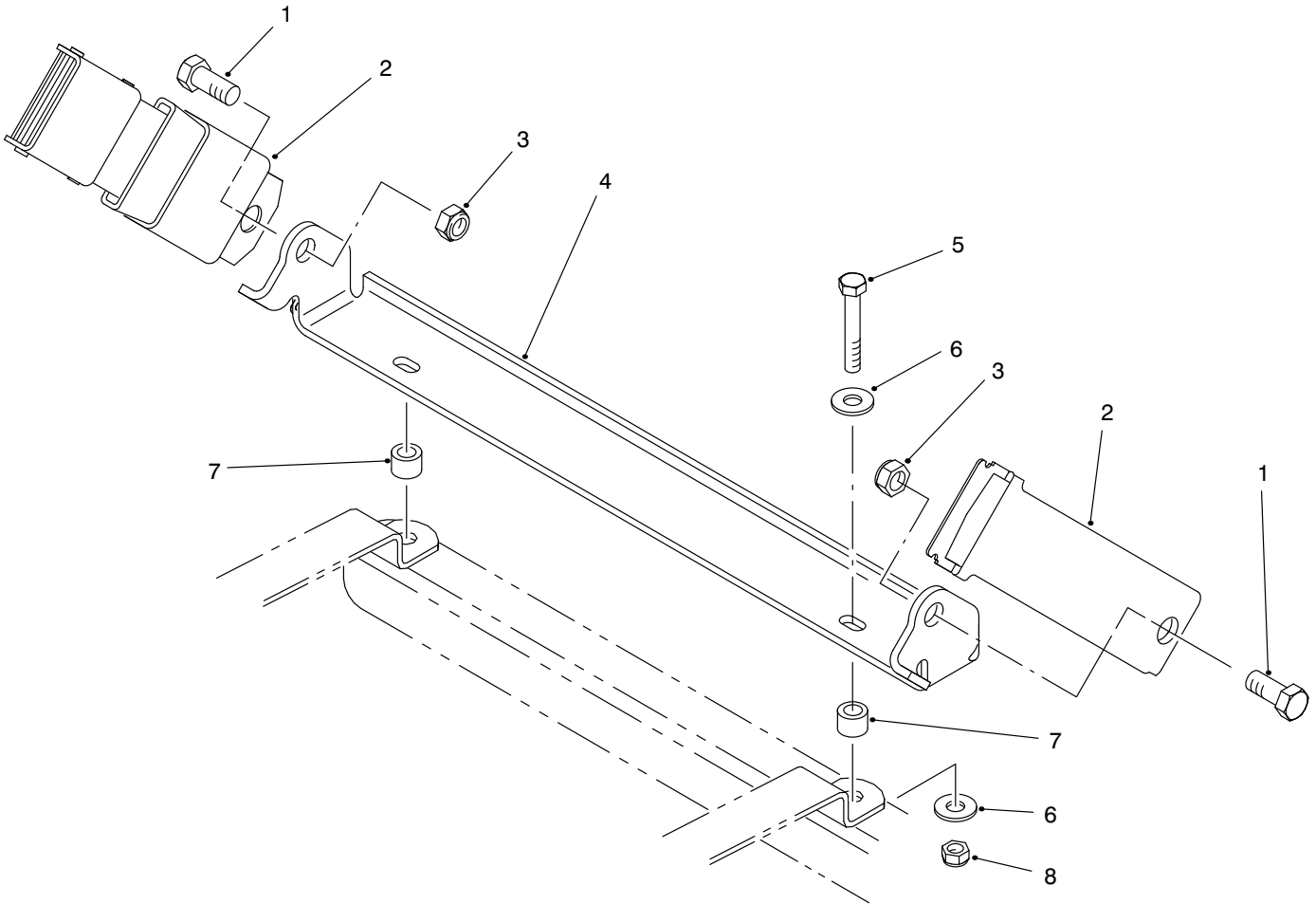


T-2997

SEAT BASE ASSEMBLY

Ref. No.	Part No.	Description	No. Used
1	87-5060	Pad-Seat	2
2	32144-52	Screw-HH	6
3	3250-13	Screw-HH	20
4	87-3760	Plate-Shift Boot	1
5	87-8620	Boot-Shift	1
6	98-2972	Cover-Console	1
8	3296-2	Nut-Lock	20
19	87-9480	Fender-Front	2
21	3256-61	Washer-Flat	14
22	99-1086	Asm-Skirt (Incl. Ref. #31 & 32)	1

Ref. No.	Part No.	Description	No. Used
23	87-3800	Bracket-Seat Bottom	3
24	3253-4	Washer-Lock	8
25	322-5	Screw-HH	8
30	87-6020	Decal-Brake	1
31	87-5920	Decal-Danger	1
32	87-5930	Decal-Caution	1
35	87-6890	Hold-Hand	1
41	99-1125	Decal-Quick Ref.	1
42	3256-23	Washer-Flat	8



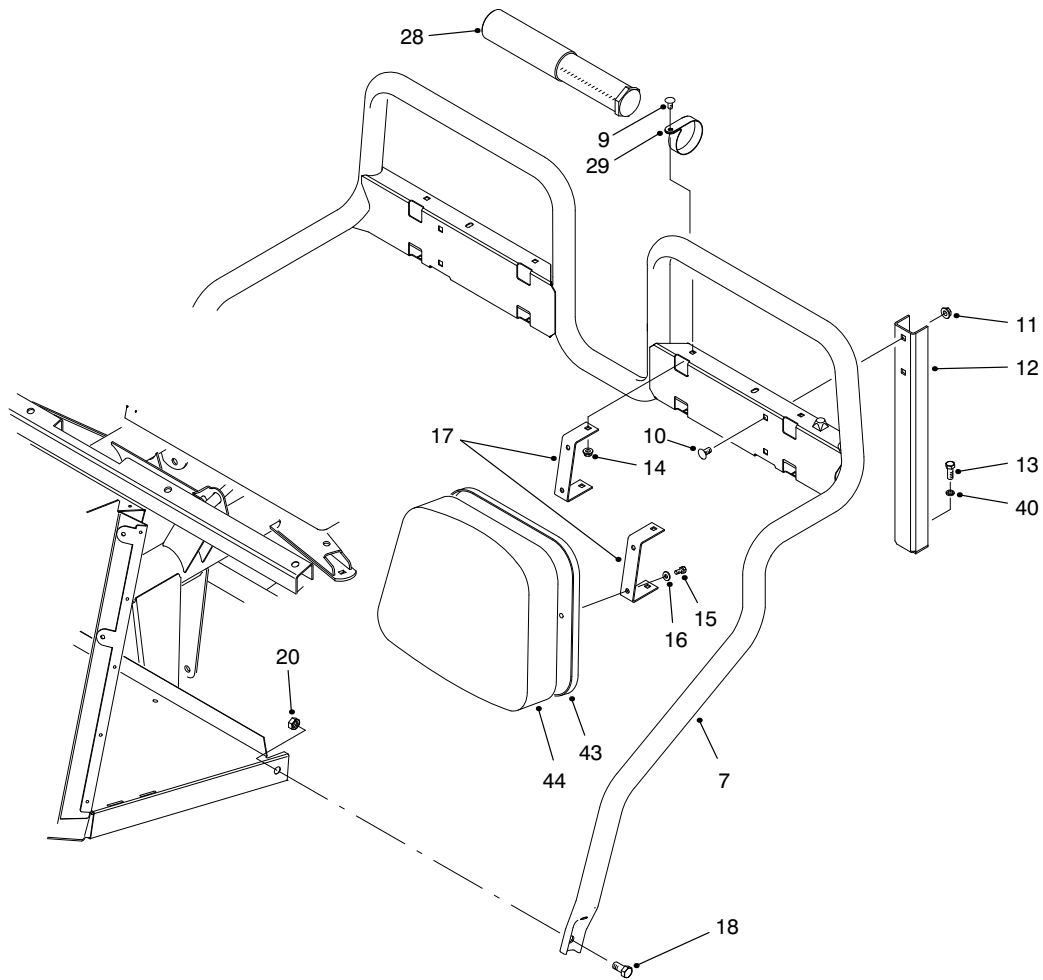
T-1675

SEAT BELT ASSEMBLY

Ref. No.	Part No.	Description	No. Used
1	3212-4	Screw-HH	4
2	21-4191	Asm-Belt, Seat	2
3	3296-38	Nut-Lock	4
4	87-7280	Bracket-Belt, Seat	2
5	322-10	Screw-HH	4

Ref. No.	Part No.	Description	No. Used
6	3256-3	Washer-Flat	8
7	52-2480	Spacer	4
8	3296-29	Nut-Lock	4
*	92-1295	Kit-Belt, Seat (Incl. Ref. 1-8)	2

NOTE: Passenger seat asm shown.



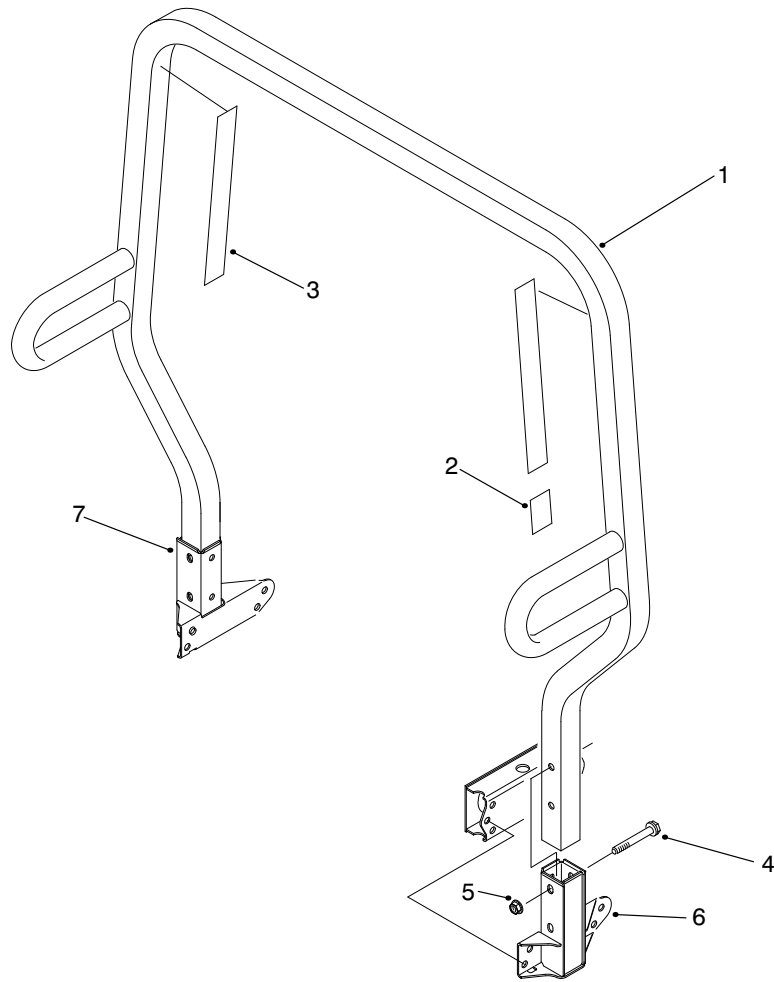
T-2998

SEAT BACK ASSEMBLY

Ref. No.	Part No.	Description	No. Used
7	87-6170	Frame-Seat	1
9	3230-18	Bolt-CARR	8
10	3231-21	Bolt-CARR	4
11	3290-357	Nut-HFH	4
12	87-2510	Bracket-Seat Frame	2
13	323-6	Screw-HH	2
14	32128-20	Nut-HHF	8
15	321-4	Screw-HH	8
16	3256-22	Washer-Flat	8
17	87-6240	Bracket-Seat Back	4

Ref. No.	Part No.	Description	No. Used
18	325-4	Screw-HH	2
20	3296-23	Nut-Lock	2
28	74-0720	Tube-Manual	1
29	2412-133	Clamp-R	2
40	3253-21	Washer-Lock	2
43	87-6280	Plate-Seat Back	2
44	87-6290	Cushion-Seat Back	2
*	87-3340	Asm-Backrest (Incl. Ref. #43-44)	2

*Not Illustrated

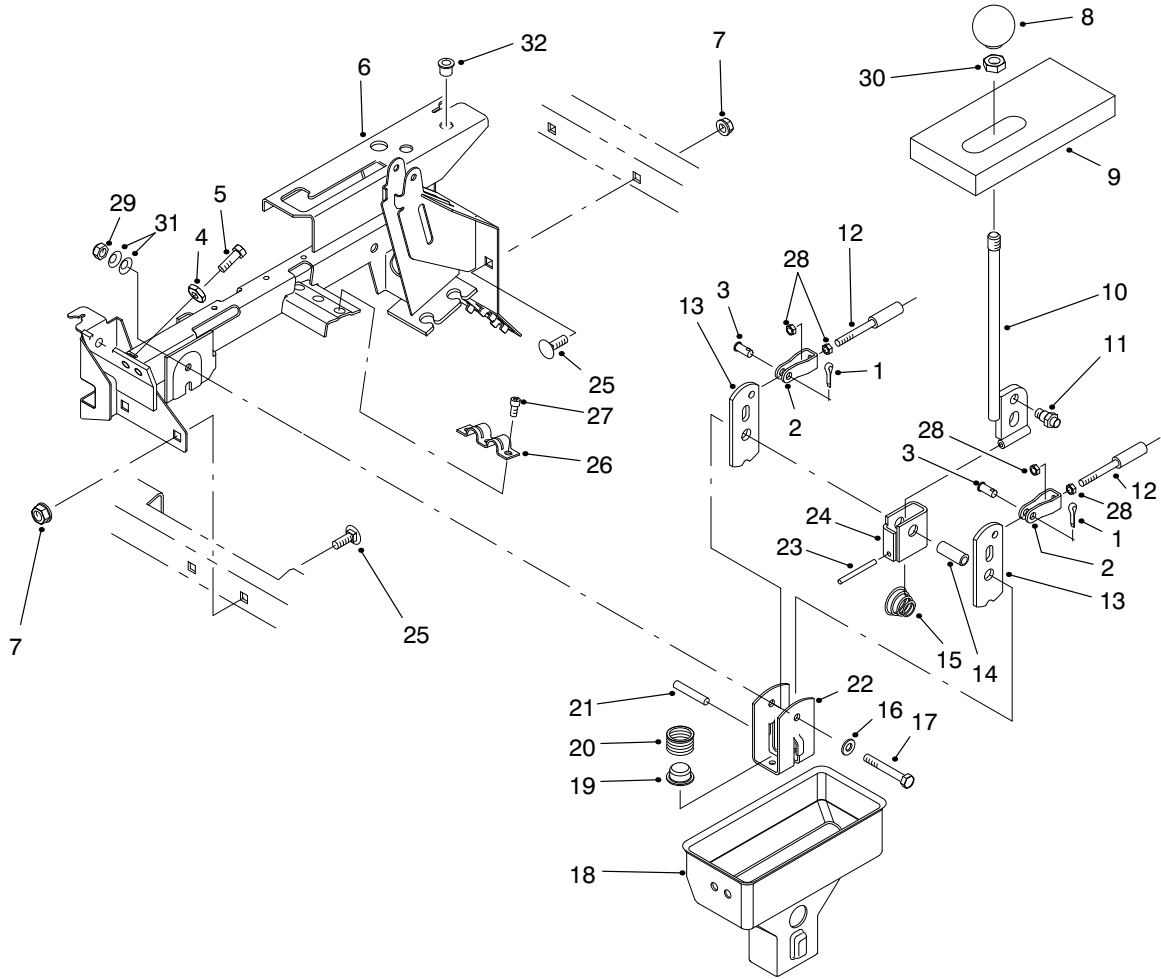


T-1592-1

ROLL OVER PROTECTION SYSTEM (R.O.P.S.) ASSEMBLY

Ref. No.	Part No.	Description	No. Used
1	87-7090	Asm-Frame, R.O.P.S. (Incl. Ref. #2 & 3)	1
2	87-5940	Decal-Rollover	1
3	87-5980	Decal-ROPS	2

Ref. No.	Part No.	Description	No. Used
4	3234-40	Screw-HFH	4
5	32128-23	Nut-HHF	4
6	87-6950	Receiver-LH	1
7	87-6960	Receiver-RH	1

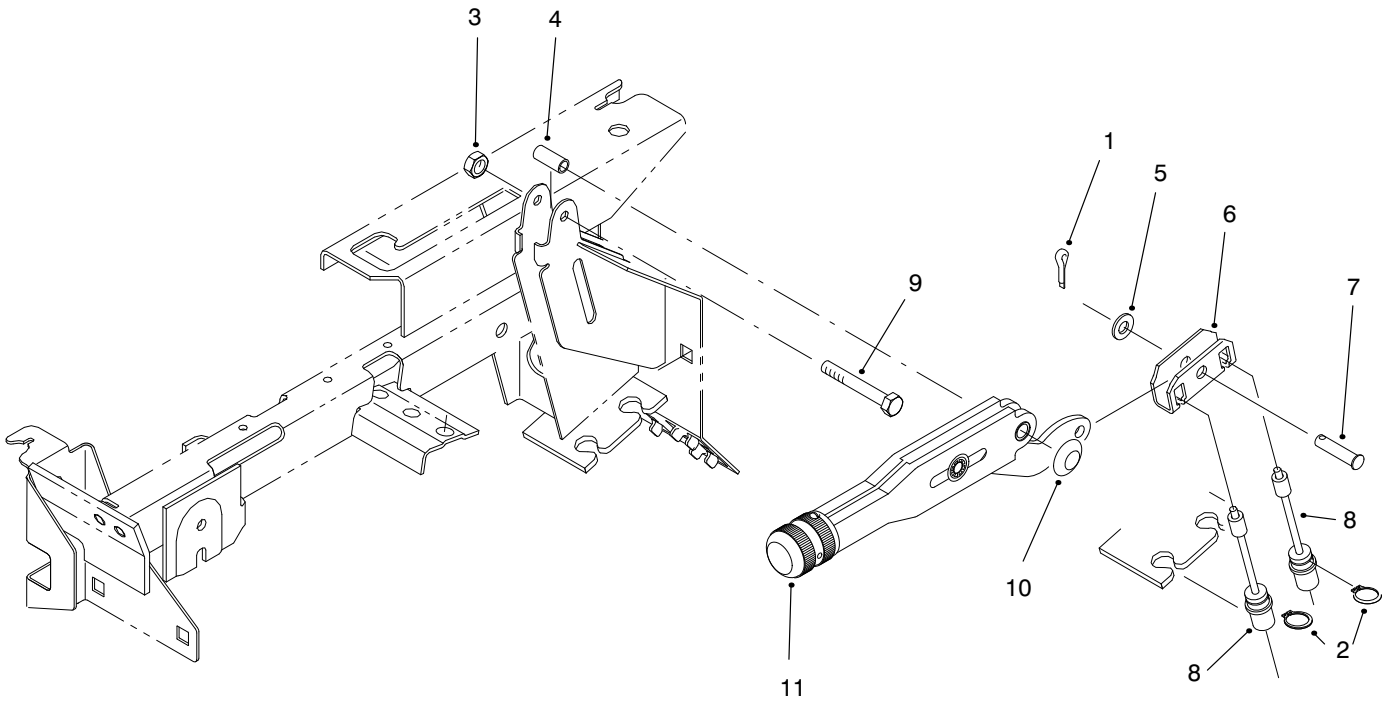


T-2999

CONSOLE ASSEMBLY

Ref. No.	Part No.	Description	No. Used
1	3272-6	Pin-Cotter	2
2	87-2310	Clevis-Cable	2
3	283-62	Pin-Clevis	2
4	3220-3	Nut-Jam	2
5	3211-8	Screw-HH	2
6	94-5202	Asm-Lever Support (Incl. Ref. #32)	1
7	3290-357	Nut-HFH	4
8	87-6720	Knob	1
9	87-6570	Foam-Seal	1
10	87-2040	Lever-Shift	1
11	87-3650	Pin-Shift	1
12	93-7105	Asm-Cable (Incl. Ref. #28)	2
13	87-3540	Link-Shift	2
14	87-2520	Tube-Pivot	1
15	87-2900	Spring-Compression	1

Ref. No.	Part No.	Description	No. Used
16	87-8640	Washer-Flat	1
17	322-12	Screw-HH	1
18	87-2260	Boot-Shift Lower	1
19	87-3530	Button-Shifter	1
20	87-3660	Spring-Compression	1
21	3290-507	Pin-Dowel	1
22	87-3520	Clevis	1
23	32121-48	Pin-Roll	1
24	87-6040	Bracket-Shifter	1
25	3231-21	Bolt-CARR	4
26	87-4960	Clamp-Cable	1
27	65-5220	Screw-HSH	3
28	3220-1	Nut-Jam	4
29	3296-58	Nut-Lock	1
30	3218-18	Nut-Jam	1
31	3290-456	Washer-Belleville	2
32	32148-7	Nut-Clinch	2

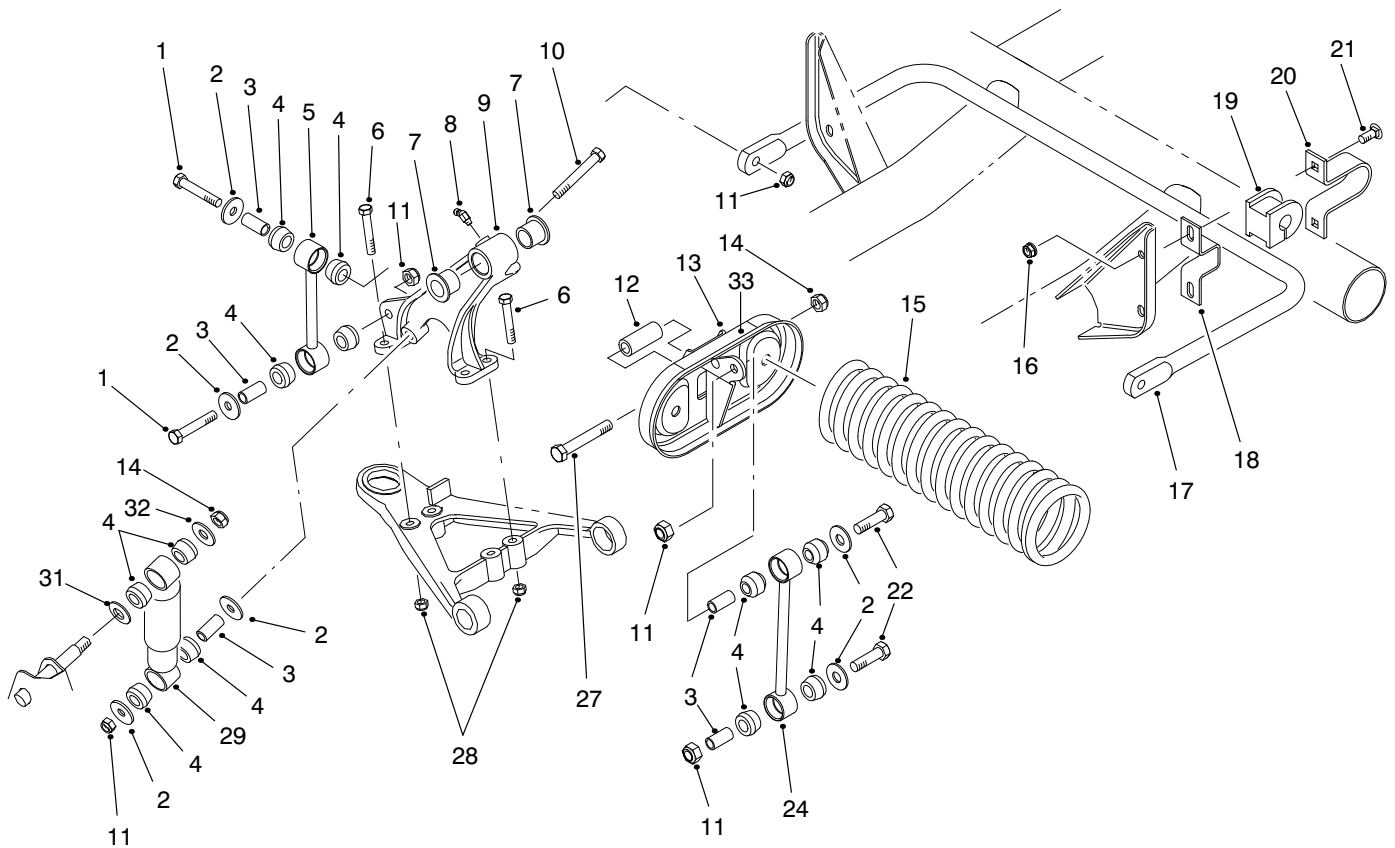


T-3000

PARKING BRAKE ASSEMBLY

Ref. No.	Part No.	Description	No. Used
1	3272-6	Pin-Cotter	1
2	32120-47	Ring-Retaining	2
3	3296-42	Nut-Lock	1
4	87-4710	Spacer-Barking Brake	1
5	3256-23	Washer-Flat	1
6	87-3480	Plate-Brake Equalizer	1

Ref. No.	Part No.	Description	No. Used
7	94-3829	Pin-Clevis	1
8	87-8240	Cable-Parking Brake	2
9	321-9	Screw-HH	1
10	3290-477	Washer-Curved	1
11	87-2710	Lever-Parking Brake	1

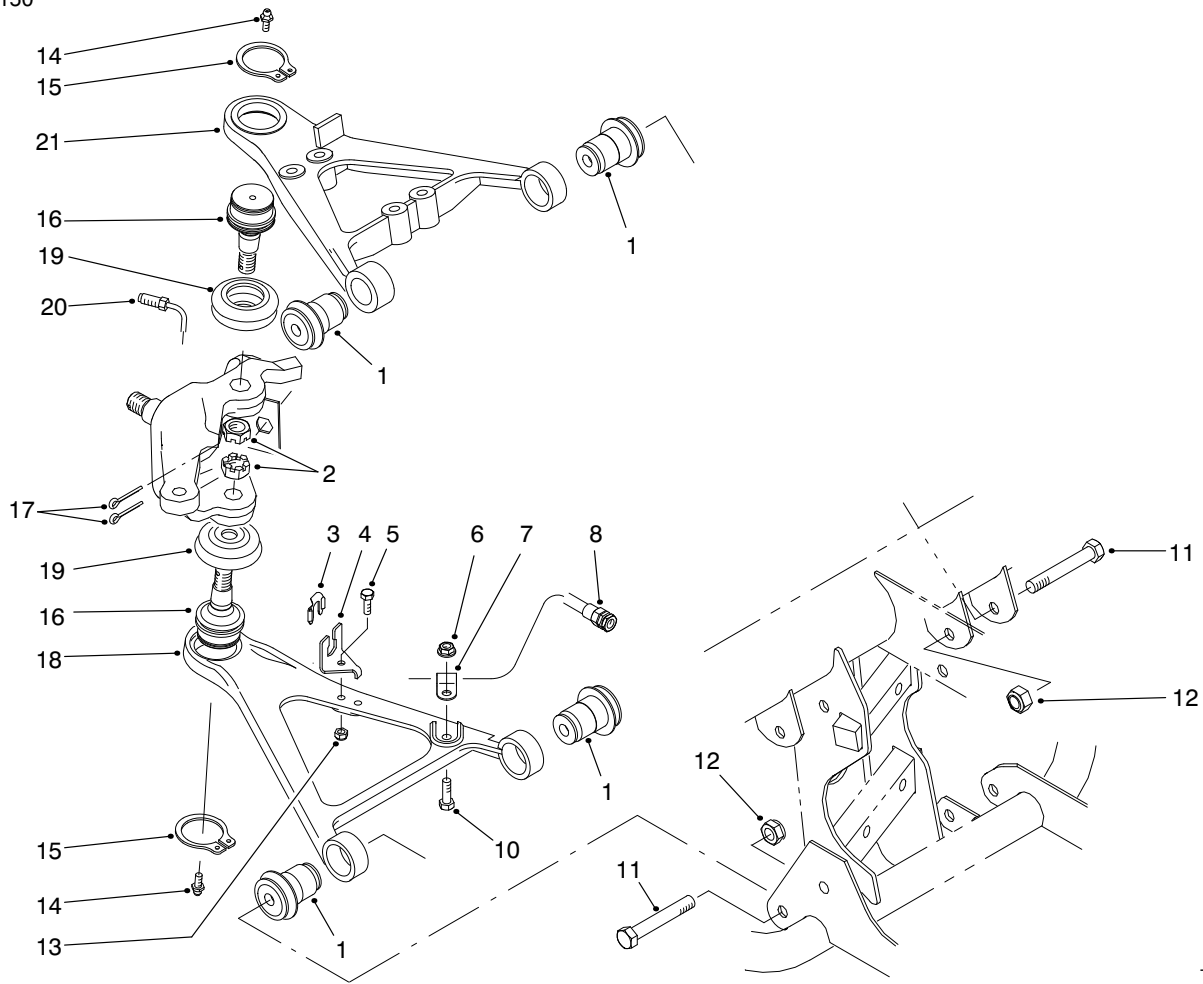


T-1593-1

FRONT SUSPENSION ASSEMBLY

Ref. No.	Part No.	Description	No. Used	Ref. No.	Part No.	Description	No. Used
1	324-10	Screw-HH	4	15	87-0690	Spring-Compression	2
2	87-5330	Washer	8	16	3290-357	Nut-HFH	4
3	87-3600	Spacer	10	17	87-3850	Bar-Anti-Sway	1
4	87-3920	Bushing-Rubber	16	18	87-3890	Bracket-Anti-Sway Bar	2
5	87-3860	Link-Anti-Sway Bar	2	19	87-3910	Bushing-Anti-Sway Bar	2
6	323-12	Screw-HH	8	20	87-4010	Clamp-Anti-Sway Bar	2
7	33-3090	Bushing-Flange	4	21	3231-3	Bolt-CARR	4
8	302-11	Fitting-Grease	1	22	324-9	Screw-HH	4
9	87-0150	Tower-Control Arm RH	1	24	87-2480	Link-Stabilizer	2
*	87-0160	Tower-Control Arm LH	1	27	325-13	Screw-HH	4
10	324-13	Screw-HH	2	28	3296-39	Nut-Lock	8
11	3296-48	Nut-Lock	10	29	87-3110	Absorber-Shock	2
12	87-2500	Sleeve-Spring Pivot	2	31	3256-27	Washer-Flat	2
13	87-7150	Asm-Cradle, Spring (Incl. Ref. #33)	2	32	3256-6	Washer-Flat	2
14	3296-23	Nut-Lock	4	33	44-0760	Decal-Warning	2

*Not Illustrated



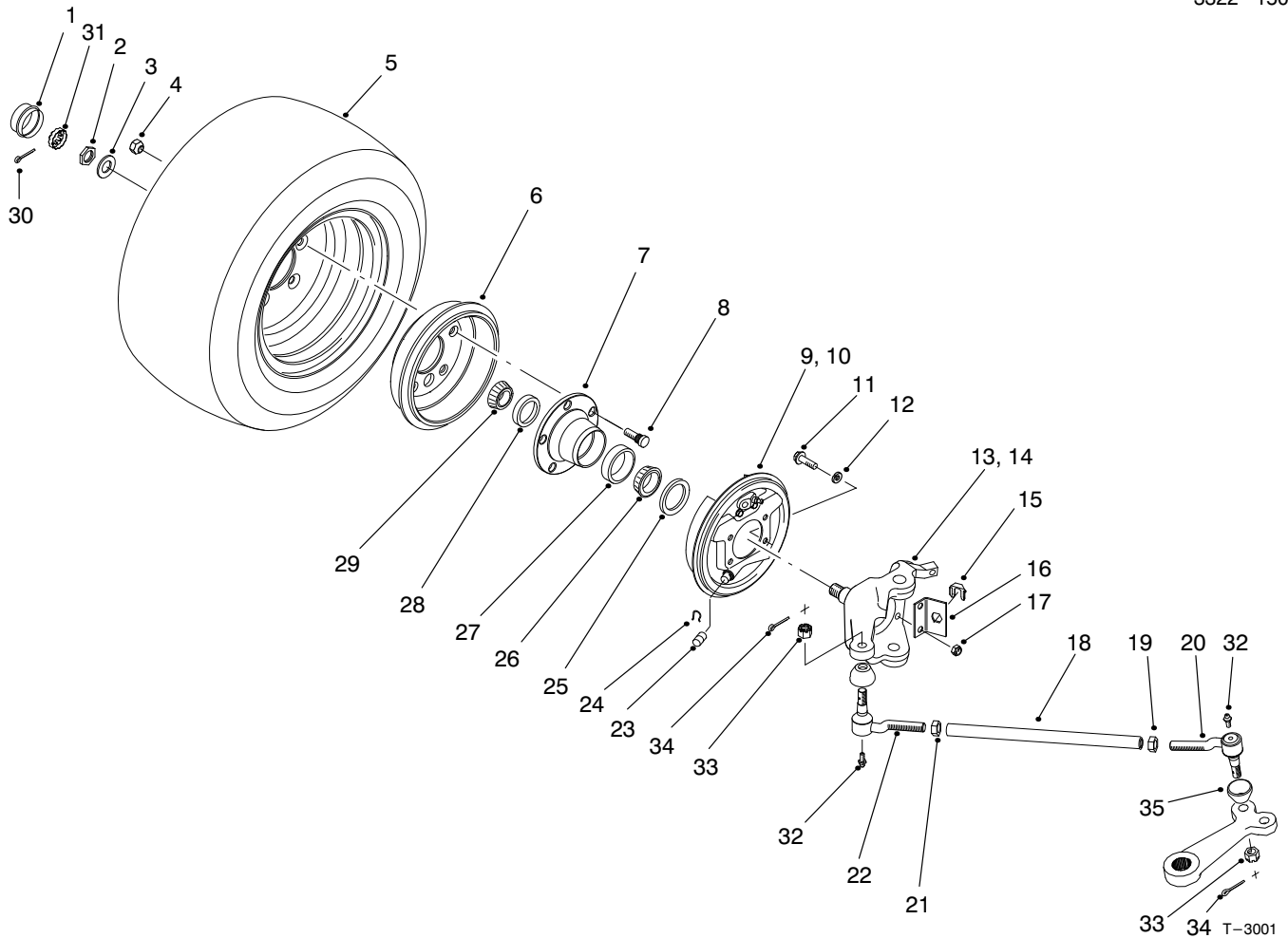
T-1594-1

FRONT SUSPENSION CONTROL ARM ASSEMBLY

Ref. No.	Part No.	Description	No. Used
1	87-1450	Bushing-Rubber	8
2	32136-2	Nut-Slotted	2
3	87-3580	Retainer-Brake Hose	2
4	87-2870	Bracket-Brake Hose	2
5	321-6	Screw-HH	2
6	32128-20	Nut-HFH	2
7	2412-10	Clamp-R	2
8	93-7123	Hose-Brake Front	2
10	322-5	Screw-HH	2
11	325-13	Screw-HH	8
12	3296-23	Nut-HFH	8
13	3296-42	Nut-Lock	2

Ref. No.	Part No.	Description	No. Used
14	302-5	Fitting-Grease	4
15	32151-104	Ring-Snap	4
16	87-1430	Joint-Ball	4
17	3272-12	Pin-Cotter	4
18	87-0210	Arm-Control Lower RH	1
*	87-0220	Arm-Control Lower LH	1
19	87-2420	Boot	4
20	87-2800	Tube-Brake RH	1
*	87-2790	Tube-Brake LH	1
21	93-7135	Arm-Control Upper RH	1
*	93-7133	Arm-Control Upper LH	1

*Not Illustrated

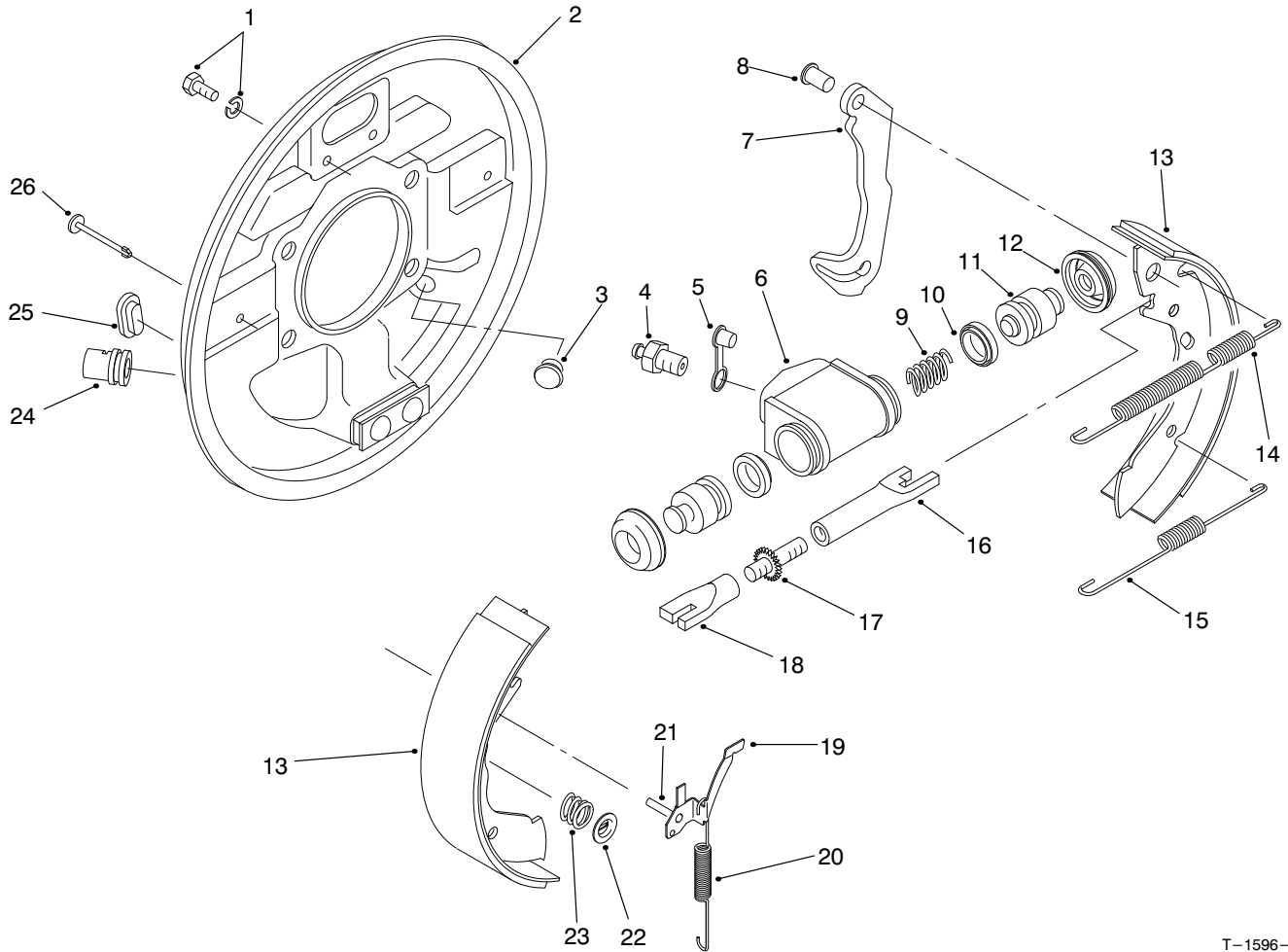


FRONT WHEEL ASSEMBLY

Ref. No.	Part No.	Description	No. Used
1	241-119	Cap-Dust	2
2	3220-7	Nut-Jam	2
3	93-0309	Washer-Tab	2
4	23-7270	Nut-Lug	10
5	98-2977	Asm-Tire & Wheel	2
6	87-0270	Drum-Brake	2
7	87-5560	Hub-Wheel	2
8	87-8730	Stud-Drive	10
9	87-3010	Asm-Brake RH	1
10	87-3020	Asm-Brake LH	1
11	323-8	Screw-HH	8
12	3253-21	Washer-Lock	8
13	87-9430	Spindle-RH	1
14	87-9440	Spindle-LH	1
15	87-3580	Retainer	2
16	87-2820	Bracket-Hose	2
17	3296-39	Nut-Lock	8
18	87-2410	Rod-Tie	2
19	3218-21	Nut-Jam	2
20	87-1470	Asm-Rod End LH Thread (Incl. Ref. #32-35)	2

Ref. No.	Part No.	Description	No. Used
21	3220-11	Nut-Jam	2
22	87-1480	Asm-Rod End RH Thread (Incl. Ref. #32-35)	2
23	87-3450	Plug	2
24	87-3310	Clip-Brake Cable	2
25	87-3590	Seal-Bearing	2
26	254-106	Cone-Bearing	2
27	254-107	Cup-Bearing	2
28	254-72	Cup-Bearing	2
29	254-94	Cone-Bearing	2
30	3272-12	Pin-Cotter	2
31	93-0307	Nut-Retainer	2
32	302-5	Fitting-Grease	4
33	32136-3	Nut-Slotted	4
34	3272-12	Pin-Cotter	4
35		Seal-Rod End	4
*	87-5340	Kit-Seal, Tie Rod End (Incl. Ref. #32-35)	4

*Not Illustrated



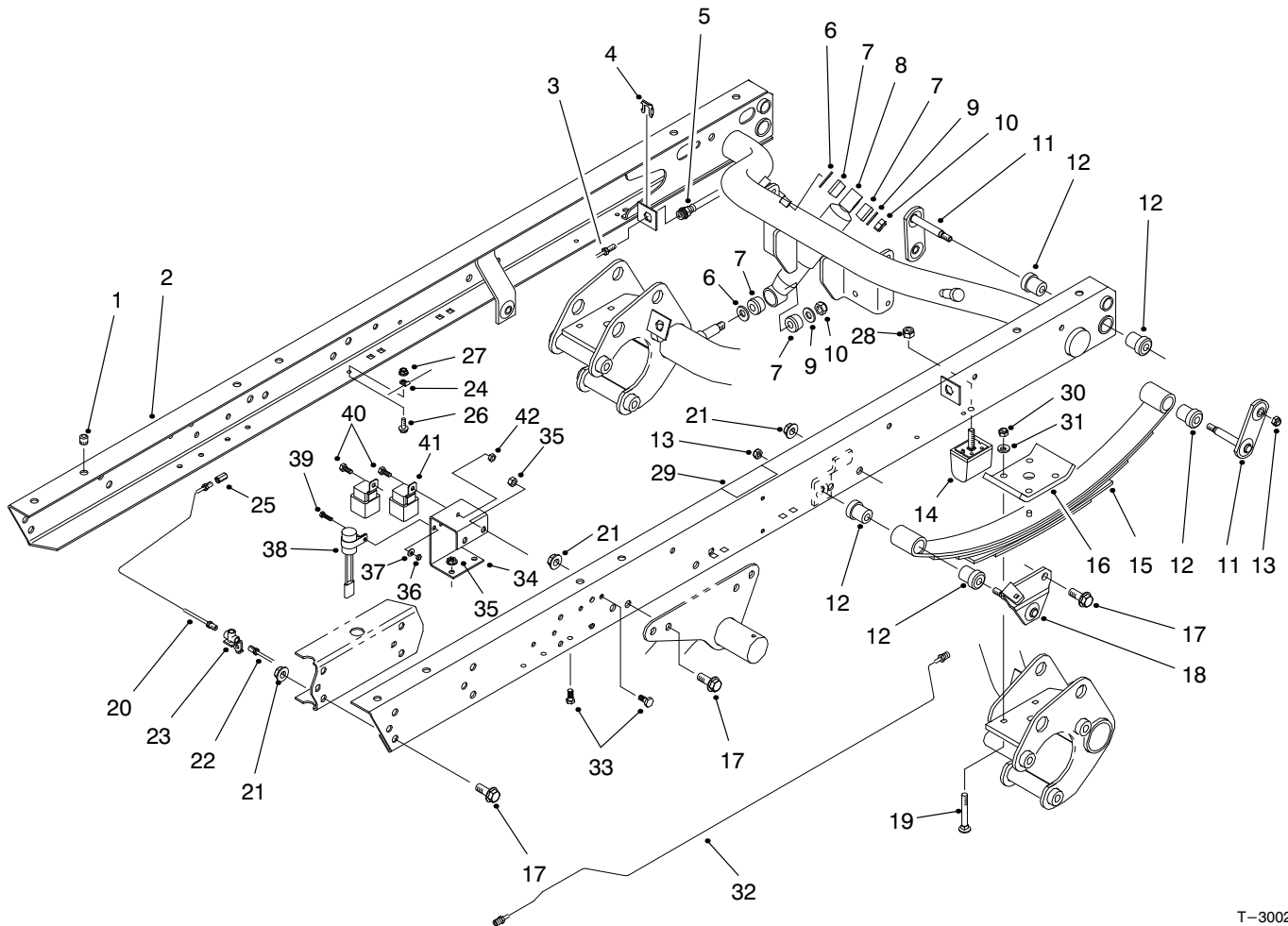
T-1596-1

FRONT BRAKE ASSEMBLY

Ref. No.	Part No.	Description	No. Used
1	92-4135	Set Bolt	2
2	92-4115	Asm-Backplate LH (Incl. Ref. #24)	1
*	92-4116	Asm-Backplate RH (Incl. Ref. #24)	1
3	92-4125	Plug	1
4	92-4113	Screw-Bleed	1
5	92-4114	Cap-Bleed Screw	1
6		Body	1
7		Lever-Operating LH/RH	1
8		Pin	1
9		Spring	1
10		Seal-'L' Type	2
11		Piston	2
12		Cover-Dust	2
13	92-4120	Shoe & Lining Set (Incl. Ref. #7 & 8)	1
14	92-4126	Spring-Shoe, Upper LH	1
*	92-4127	Spring-Shoe, Upper RH	1
15	92-4128	Spring-Shoe, Lower	1
16		Pushrod-Female LH	1
*		Pushrod-Female RH	1
17		Bolt-Adjuster	1
18		Sleeve-Adjuster	1

Ref. No.	Part No.	Description	No. Used
19	92-4123	Asm-Pawl LH (Incl. Ref. #21)	1
*	92-4124	Asm-Pawl RH (Incl. Ref. #21)	1
20	92-4129	Spring-Adjuster, LH	1
*	92-4130	Spring-Adjuster, RH	1
21		Pin-Pawl	1
22	92-4131	Washer-Hold Down	2
23	92-4132	Spring-Hold Down	2
24		Guide-Pipe	1
25	92-4134	Plug-Inspection	1
26	92-4133	Pin-Hold Down	2
*	92-4121	Asm-Adjuster LH (Incl. Ref. #16-18)	1
*	92-4122	Asm-Adjuster RH (Incl. Ref. #16-18)	1
*	92-4117	Asm-Wheel Cylinder LH (Incl. Ref. #4-6 & 9-12)	1
*	92-4118	Asm-Wheel Cylinder RH (Incl. Ref. #4-6 & 9-12)	1
*	92-4119	Kit-Seal (Incl. Ref. #10 & 12)	1
*	87-3010	Asm-Front Brake, RH (Complete)	1
*	87-3020	Asm-Front Brake, LH (Complete)	1

*Not Illustrated

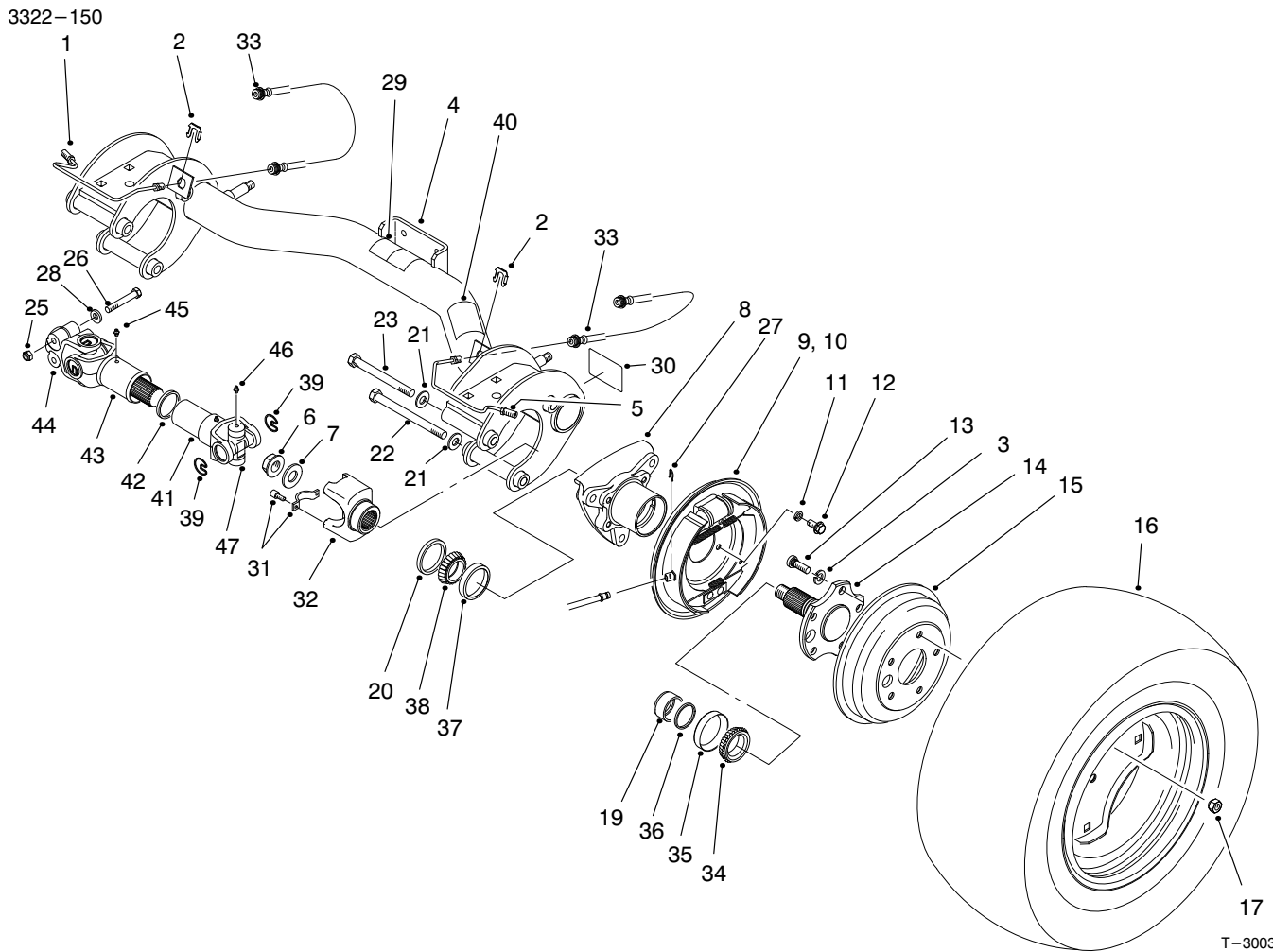


T-3002

REAR FRAME & RELAY ASSEMBLY

Ref. No.	Part No.	Description	No. Used	Ref. No.	Part No.	Description	No. Used
1	32148-9	Insert-Threaded	8	21	32128-23	Nut-HHF	24
2	87-8440	Asm-Rear Frame (Incl. Ref. #29)	1	22	94-3843	Tube-Brake LH	1
3	94-3846	Tube-Brake RH	1	23	87-3560	Tee-Brake Tube	1
*	94-3844	Tube-Brake LH	1	24	2412-149	Clamp-Tube	4
4	87-3580	Retainer	2	25	87-3570	Union-Brake Line	2
5	87-4100	Hose-Brake	2	26	3234-4	Screw-HH	3
6	3256-27	Washer-Flat	4	27	32128-33	Nut-HHF	4
7	87-3920	Bushing-Rubber	8	28	48-9520	Nut-Lock	2
8	87-3110	Shock Absorber	2	29	66-6840	Decal-Hot Surface	1
9	3256-6	Washer-Flat	4	30	3296-76	Nut-Lock	8
10	3296-23	Nut-Lock	4	31	87-7480	Washer-Flat	8
11	87-3980	Shackle-Spring	4	32	94-3844	Asm-Tube, Brake Rear LH	1
12	87-4760	Bushing	12	33	322-3	Screw-HH	4
13	3296-39	Nut-Lock	6	34	99-1075	Bracket-Mount, Relay	1
14	87-3470	Bumper-Spring	2	35	32128-20	Nut-HFH	4
15	87-1490	Spring-Leaf	2	36	3296-12	Nut-Lock	1
16	87-7470	Plate-Clamp	2	37	3256-14	Washer-Flat	1
17	3234-38	Screw-HFH	24	38	99-1063	Timer-Delay	1
18	87-3960	Mount-Spring LH	1	39	32105-13	Screw-Machine	1
*	87-3940	Mount-Spring RH	1	40	321-3	Screw-HH	2
19	3232-17	Bolt-CARR	8	41	70-1480	Relay-Sealed	2
20	94-3845	Tube-Brake RH	1	42	3296-42	Nut-Lock	2

*Not Illustrated



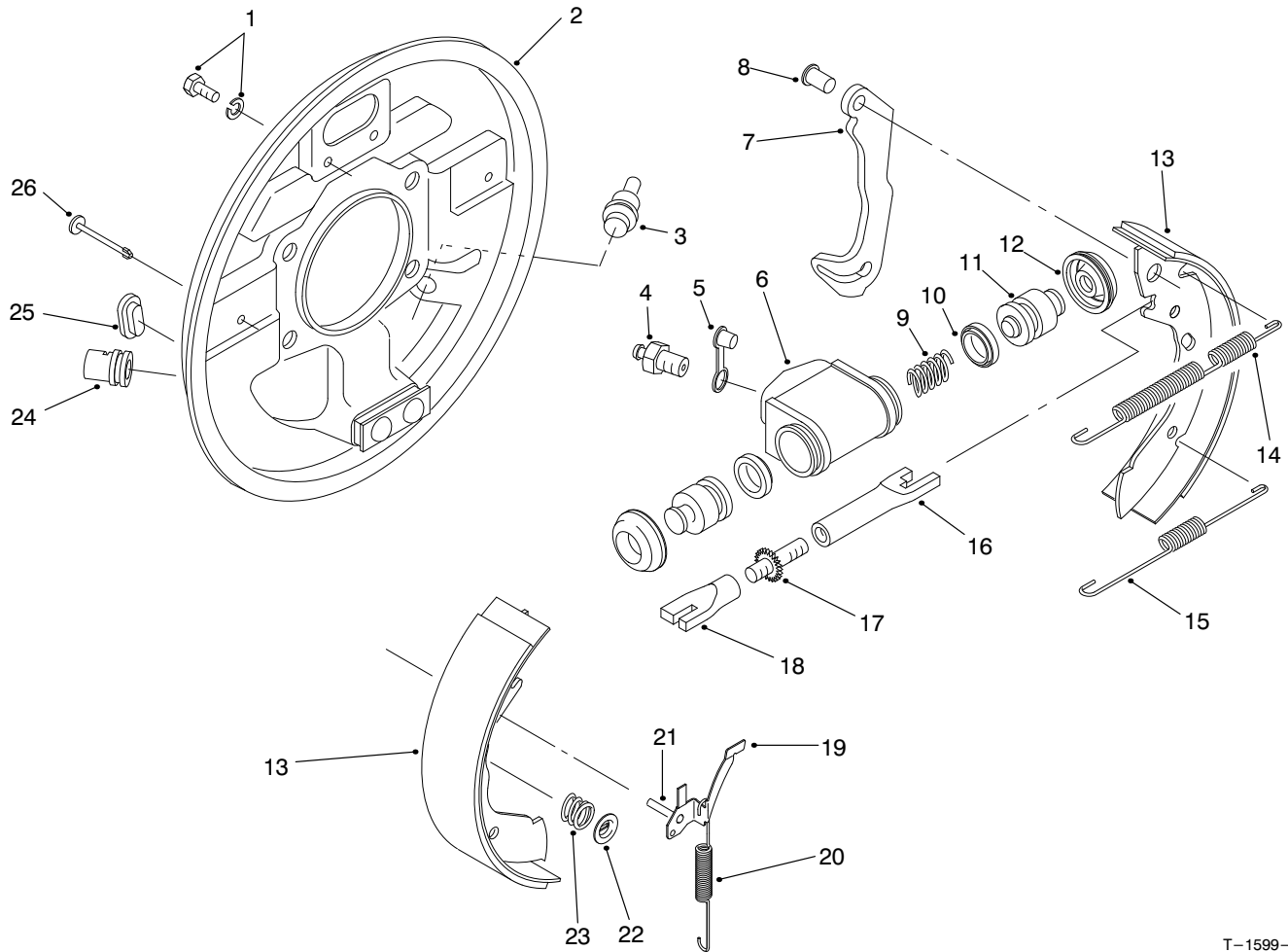
REAR AXLE ASSEMBLY

Ref. No.	Part No.	Description	No. Used
1	87-4090	Tube-Brake RH	1
2	87-3580	Retainer-Brake Hose	2
3	3253-6	Washer-Lock	10
4	87-7110	Asm-Axle, Rear (Incl. Ref. #29, 30 & 40)	1
5	87-4080	Tube-Brake LH	1
6	32128-53	Nut-HHF	2
7	87-3060	Washer-Flat	2
8	87-2240	Housing-Axle	2
9	99-9416	Asm-Brake LH	1
10	99-9417	Asm-Brake RH	1
11	3253-21	Washer-Lock	8
12	323-6	Screw-HH	8
13	87-2080	Stud-Drive	10
14	93-7090	Stub-Axle	2
15	93-7128	Drum-Brake	2
16	98-2978	Asm-Tire & Wheel	2
17	23-7270	Nut-Lug	10
*18	87-1970	Bearing-Matched 1 Set per wheel. (Incl. Ref. #34-38)	2
19	87-4060	Spacer-Bearing	2
20	87-3590	Seal-Bearing	2
21	87-7270	Washer-Flat	6
22	325-20	Screw-HH	5
23	325-19	Screw-HH	1
*24	98-2918	Asm-Driveshaft (Incl. Ref. #39, 41-47)	2
25	32128-36	Nut-Lock	4

Ref. No.	Part No.	Description	No. Used
26	98-2939	Screw-HH	4
27	87-3310	Clip-Brake Cable	2
28	80-6990	Washer	4
29	87-6060	Decal-ATF	1
30	87-9080	Decal-Grease	2
31	92-4189	Kit-Strap & Bolt	2
32	92-4190	Yoke-End	2
33	87-4100	Hose-Brake	2
†34		Cone-Bearing	2
†35		Cup-Bearing	2
†36		Spacer	2
†37		Cup-Bearing	2
†38		Cone-Bearing	2
39	92-4188	Ring-Snap	12
40	87-5990	Decal-PTO	1
41	92-4182	Yoke & Hub	2
42	92-4180	Seal	2
43	92-4179	Yoke, Shaft & Seal Tube	2
44	98-2940	Yoke-Double Clamp	2
45	302-5	Fitting-Grease	2
46	302-58	Fitting-Grease	16
47	92-4187	Kit-Cross & Bearing	4
*	98-2969	Kit-1/2 Yoke (Incl. Ref. #31 & 32)	2
*	98-2967	Kit-Asm, Driveshaft (Incl. Ref. #*24 & 26)	2
*	98-2968	Kit-Yoke (Incl. Ref. #26 & 44)	2

*Not Illustrated

†Not Serviced Separately.

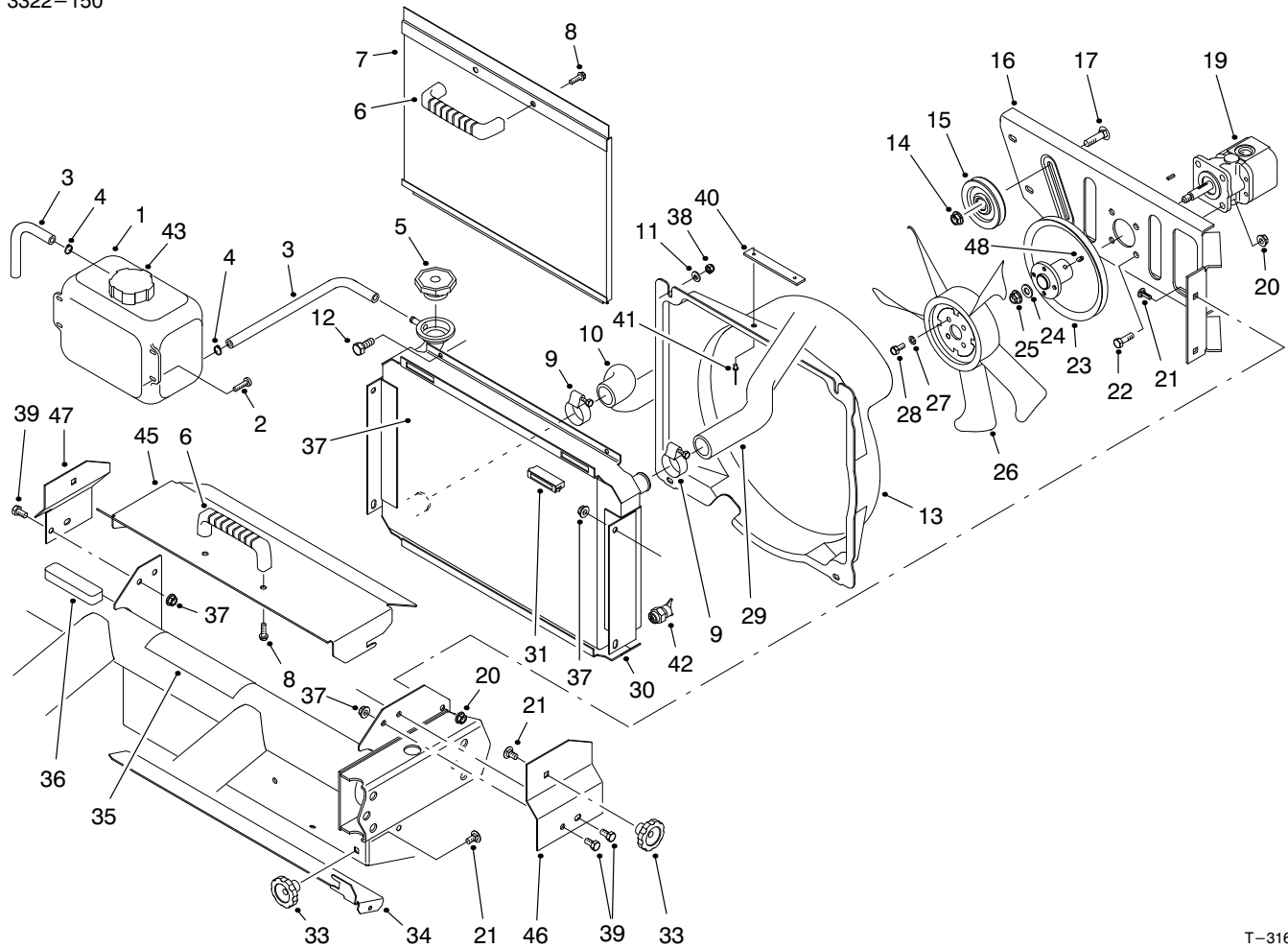


T-1599-1

REAR BRAKE ASSEMBLY

Ref. No.	Part No.	Description	No. Used	Ref. No.	Part No.	Description	No. Used
1	92-4135	Set Bolt	2	19	92-4123	Asm-Pawl, LH (Incl. Ref. #21)	1
2	92-4136	Asm-Backplate, LH (Incl. Ref. #24)	1	*	92-4124	Asm-Pawl, RH (Incl. Ref. #21)	1
*	92-4100	Asm-Backplate, RH (Incl. Ref. #24)	1	20	92-4150	Spring-Adjuster, LH	1
3	92-4146	Plug	1	*	92-4151	Spring-Adjuster, RH	1
4	92-4137	Screw-Bleed	1	21		Pin-Pawl	1
5	92-4114	Cap-Bleed Screw	1	22	92-4131	Washer-Hold Down	2
6		Body	1	23	92-4152	Spring-Hold Down	2
7		Lever-Operating LH/RH	1	24		Guide-Pipe	1
8		Pin	1	25	92-4134	Plug-Inspection	1
9		Spring	1	26	92-4133	Pin-Hold Down	2
10		Seal-'L' Type	2	*	92-4144	Asm-Adjuster, LH (Incl. Ref. #16-18)	1
11		Piston	2	*	92-4145	Asm-Adjuster, RH (Incl. Ref. #16-18)	1
12		Cover-Dust	2	*	92-4118	Asm-Wheel Cylinder, LH (Incl. Ref. #4-6 & 9-12)	1
13	92-4143	Shoe & Lining Set (Incl. Ref. #7 & 8)	1	*	92-4117	Asm-Wheel Cylinder, RH (Incl. Ref. #4-6 & 9-12)	1
14	92-4147	Spring-Shoe, Upper LH	1	*	92-4142	Kit-Seal (Incl. Ref. #10 & 12)	1
*	92-4148	Spring-Shoe, Upper RH	1	*	93-7125	Asm-Rear Brake, RH (Complete)	1
15	92-4149	Spring-Shoe, Lower	1	*	93-7126	Asm-Rear Brake, LH (Complete)	1
16		Pushrod-Female LH	1				
*		Pushrod-Female RH	1				
17		Bolt-Adjuster	1				
18		Sleeve-Adjuster	1				

*Not Illustrated

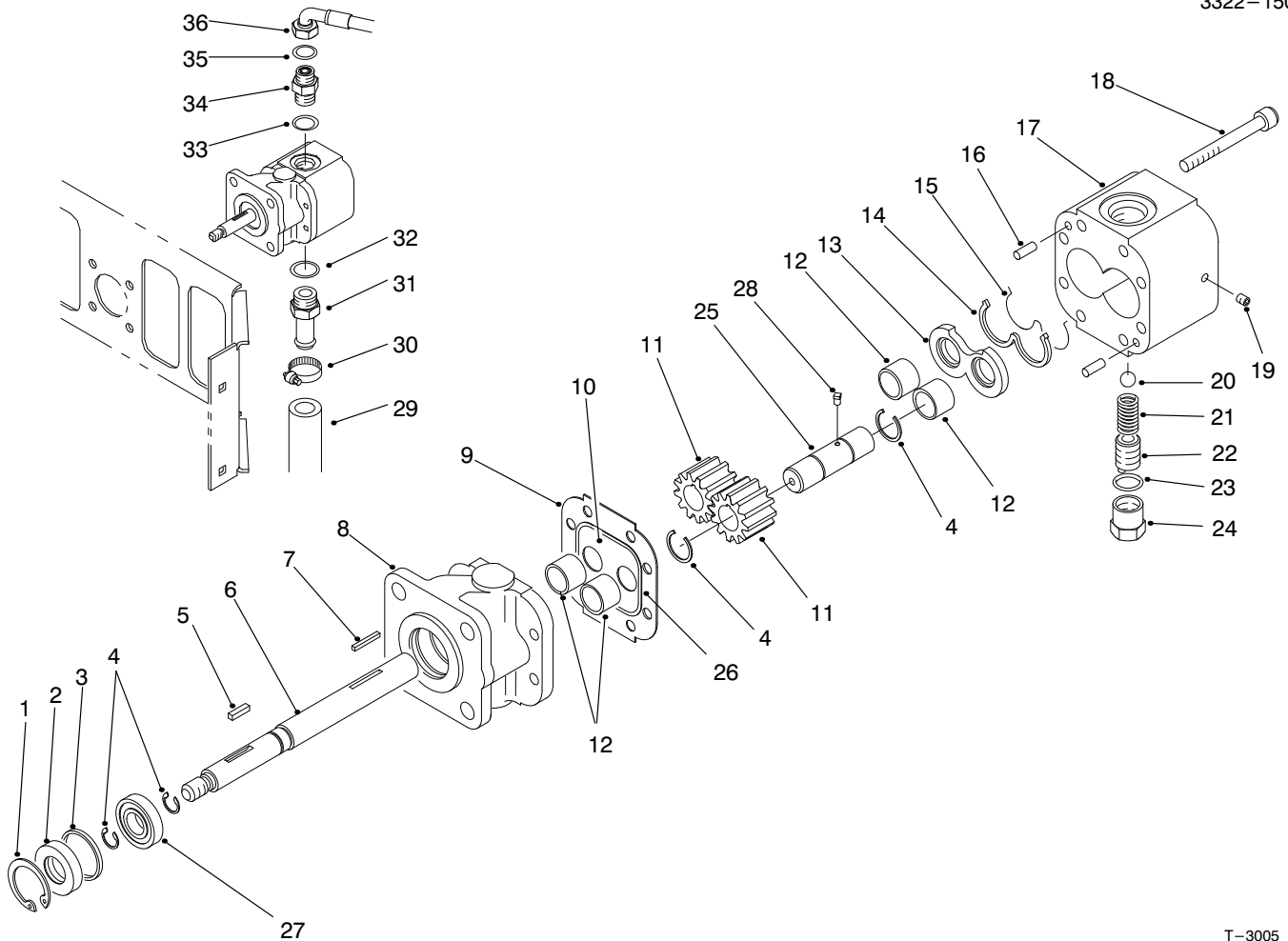


T-3165

RADIATOR & HYDRAULIC PUMP ASSEMBLY

Ref. No.	Part No.	Description	No. Used
1	87-3710	Asm-Overflow Reservoir (Incl. Ref. #43)	1
2	3250-20	Screw-PH	4
3	71-3381	Tube-Overflow	2
4	92-2379	Clamp-Hose	2
5	66-3240	Cap-Radiator	1
6	65-5100	Handle	2
7	93-7103	Screen-Radiator	1
8	46-8091	Screw-HFH	4
9	2412-34	Clamp-Hose	2
10	87-5050	Hose-Radiator Lower	1
11	3256-22	Washer-Flat	4
12	321-4	Screw-HH	4
13	92-4198	Asm-Fan Shroud (Incl. Ref. #40 & 41)	1
14	3290-357	Nut-HFH	1
15	63-8140	Pulley	1
16	93-7088	Support-Fan	1
17	3231-28	Bolt-CARR	1
19	99-1054	Asm-Hydraulic Pump	1
20	3296-29	Nut-HFH	8
21	3230-23	Bolt-CARR	7
22	322-5	Screw-HH	4
23	94-5228	Pulley	1

Ref. No.	Part No.	Description	No. Used
24	3256-45	Washer-Flat	1
25	3296-5	Nut-HFH	1
26	43-1911	Fan	1
27	3253-3	Washer-Lock	4
28	321-3	Screw-HH	4
29	87-3430	Hose-Radiator Upper	1
30	93-7050	Asm-Radiator (Incl. Ref. #42)	1
31	58-4250	Magnet	2
33	19-4050	Knob	3
34	87-9300	Door-Clean Out	1
35	87-9420	Decal-Caution	1
36	87-9810	Foam-Overflow Tank	1
37	32128-20	Nut-HFH	6
38	3296-42	Nut-Lock	4
39	322-2	Screw-HH	6
40	76-8750	Plate-Warning	1
41	3290-271	Rivet-Pop	2
42	92-4111	Petcock-Radiator	1
43	87-7050	Cap-Reservoir	1
45	93-8940	Cover-Radiator	1
46	93-8938	Bracket-Cover LH	1
47	93-8939	Bracket-Cover RH	1
48	3245-31	Screw-Set	1



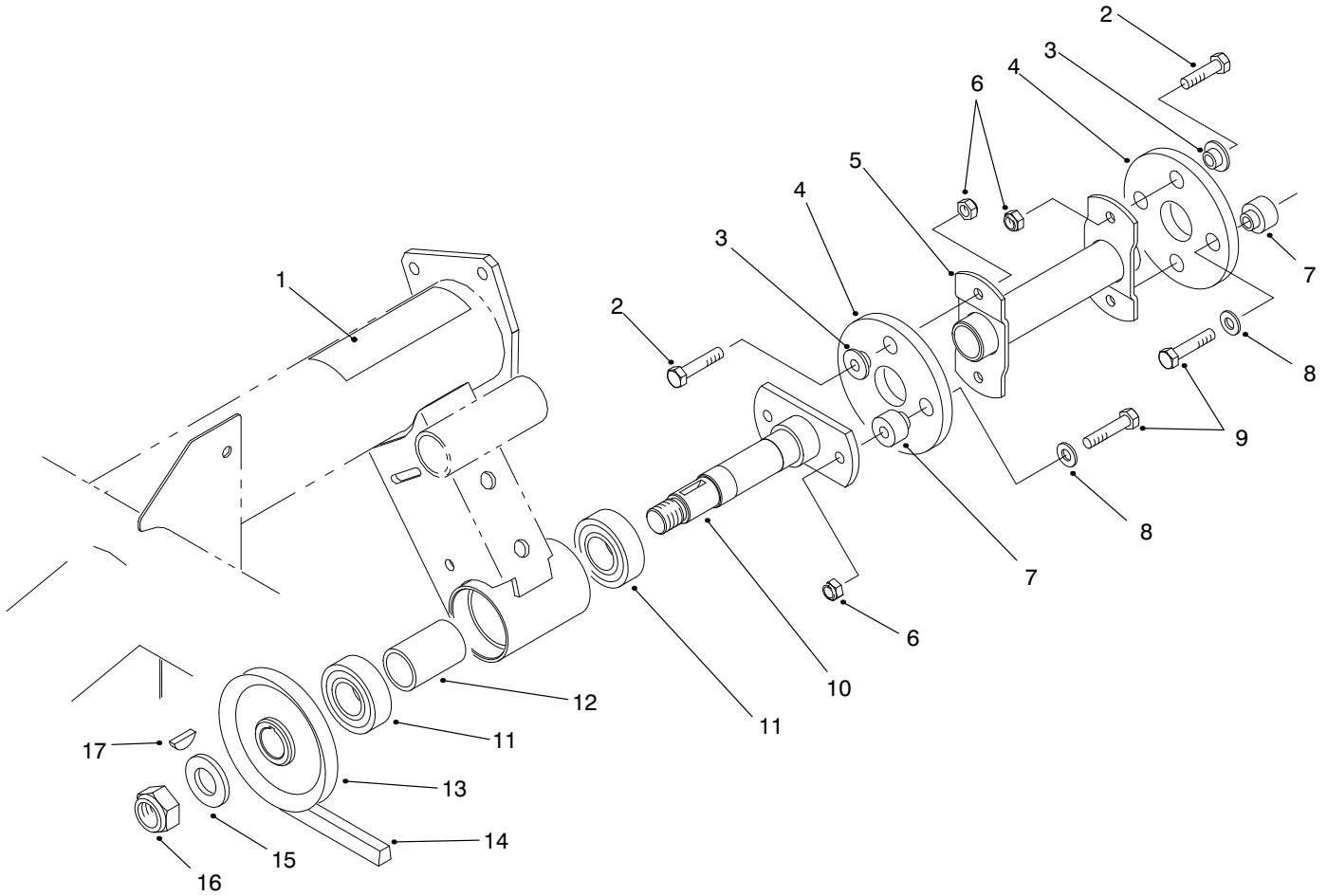
T-3005

HYDRAULIC PUMP ASSEMBLY NO. 99-1054

Ref. No.	Part No.	Description	No. Used
1	32151-41	Ring-Retaining	1
2	92-2195	Seal-Oil	1
3	92-2186	Spacer	1
4	92-2178	Ring-Crescent	4
5	92-2179	Key-Square	1
6	92-2189	Shaft-Drive	1
7	92-2177	Pin-Shear	1
†8		Stator	1
9	92-2182	Plate-Seal	1
10	92-2183	Plate-Wear	1
11	92-2175	Gear	2
12	92-2192	Bearing	4
13	92-2181	Plate-Pressure	1
14	92-2197	Seal-Back Up	1
15	92-2196	Seal-Pressure Plate	1
16	92-2176	Pin-Dowel	2
17	92-2187	Housing-Gear, End	1
18	92-2173	Screw-CSH	8

Ref. No.	Part No.	Description	No. Used
19	92-2185	Plug	1
20	92-2193	Ball	1
21	99-1060	Spring	1
22	92-2174	Screw-Adjusting	1
23	92-2180	Gasket-Copper	1
24	92-2184	Cap-Relief Valve	1
25	92-2190	Shaft-Idler	1
26	92-2198	Seal	1
27	92-2191	Bearing	1
28	92-2199	Key-Ball	1
29	87-3670	Hose-Suction	1
30	2412-34	Clamp	1
31	354-136	Fitting-Straight	1
32	340-7	O-Ring	1
33	237-79	O-Ring	1
34	340-3	Fitting-Adapter	1
35	237-22	O-Ring	1
36	99-1053	Asm-Hose	1

† Not Serviced Separately.

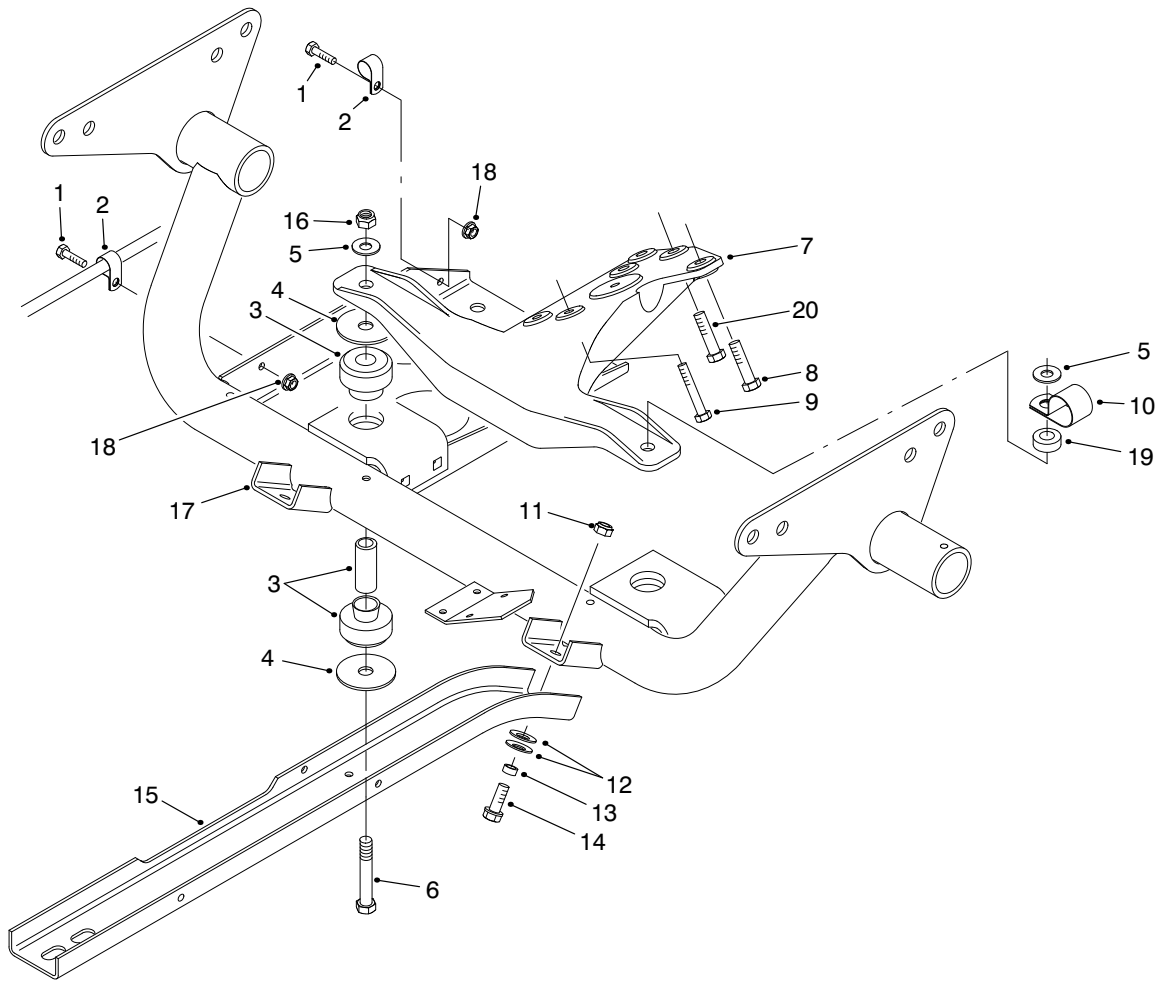


T-1660

HYDRAULIC PUMP DRIVE ASSEMBLY

Ref. No.	Part No.	Description	No. Used
1	80-8040	Decal-Caution	1
2	322-5	Screw-HH	4
3	27-6600	Spacer-Thin	4
4	44-2230	Disc-Rubber	2
5	87-4440	Driveshaft	1
6	3296-29	Nut-Lock	6
7	27-6590	Spacer-Thick	4
8	3256-3	Washer-Flat	4
9	322-7	Screw-HH	4

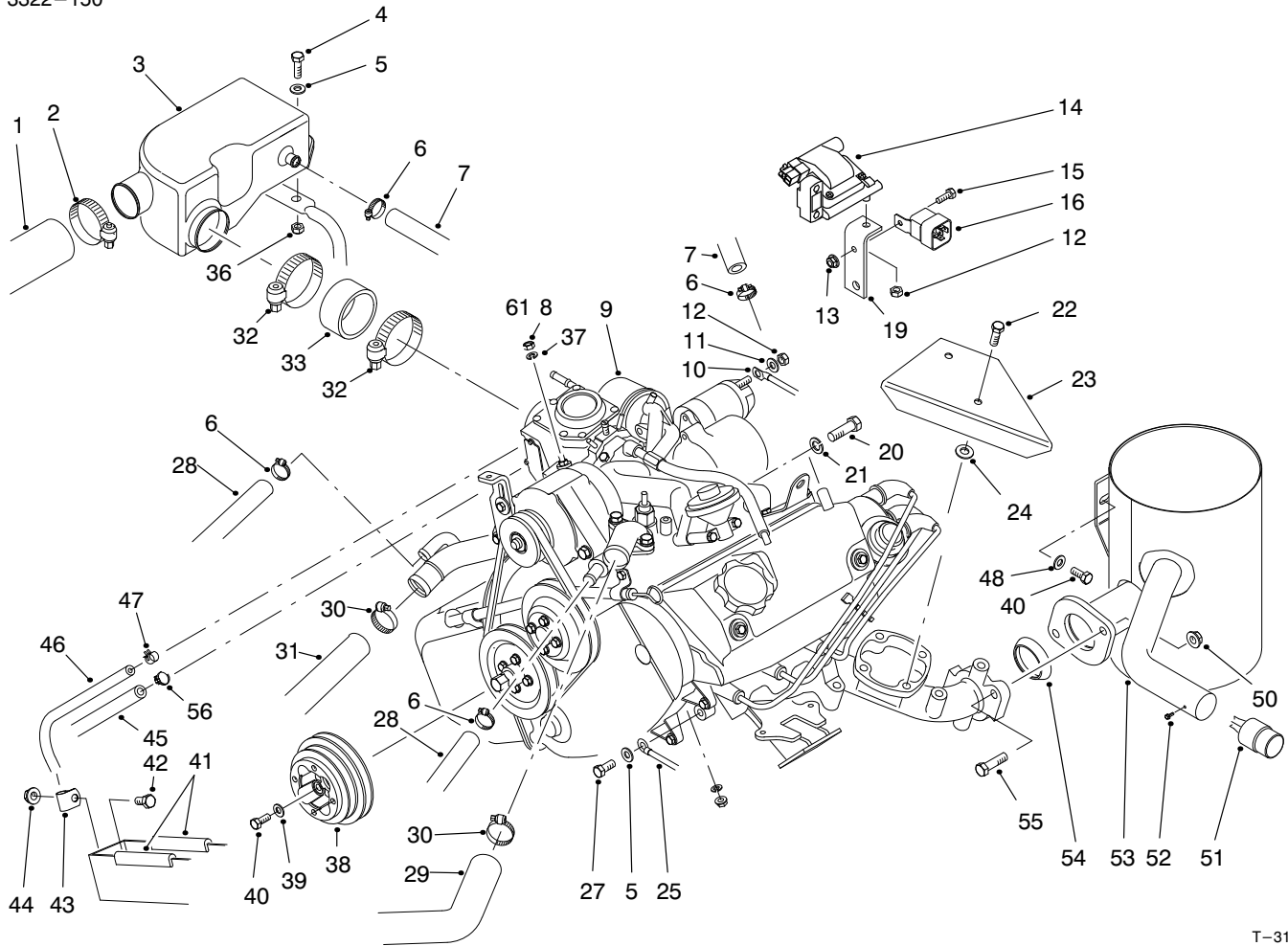
Ref. No.	Part No.	Description	No. Used
10	87-2720	Driveshaft	1
11	251-82	Bearing-Ball	2
12	87-2750	Spacer-Bearing	1
13	87-3370	Pulley	1
14	87-3210	Belt-V	1
15	3256-28	Washer-Flat	1
16	3296-15	Nut-Lock	1
17	3257-7	Key-Woodruff	1



T-1603-1

ENGINE FRAME ASSEMBLY

Ref. No.	Part No.	Description	No. Used	Ref. No.	Part No.	Description	No. Used
1	321-4	Screw-HH	2	11	3296-39	Nut-Lock	6
2	2412-89	Clamp-R	2	12	3290-413	Washer-Belleville	12
3	87-4970	Asm-Engine Mount	2	13	76-9100	Spacer	6
4	87-5100	Washer-Flat	4	14	3234-11	Screw-HH	6
5	3256-25	Washer-Flat	2	15	87-4730	Guard-Belly	2
6	324-19	Screw-HH	2	16	3296-48	Nut-Lock	2
7	87-9830	Mount-Engine	1	17	93-7095	Frame-Engine	1
8	87-3700	Screw-HH	3	18	32128-33	Nut-HFH	2
9	33114-050	Screw-HH	3	19	59-2290	Spacer	1
10	2412-82	Clamp-R	1	20	43-0090	Screw-HH	1

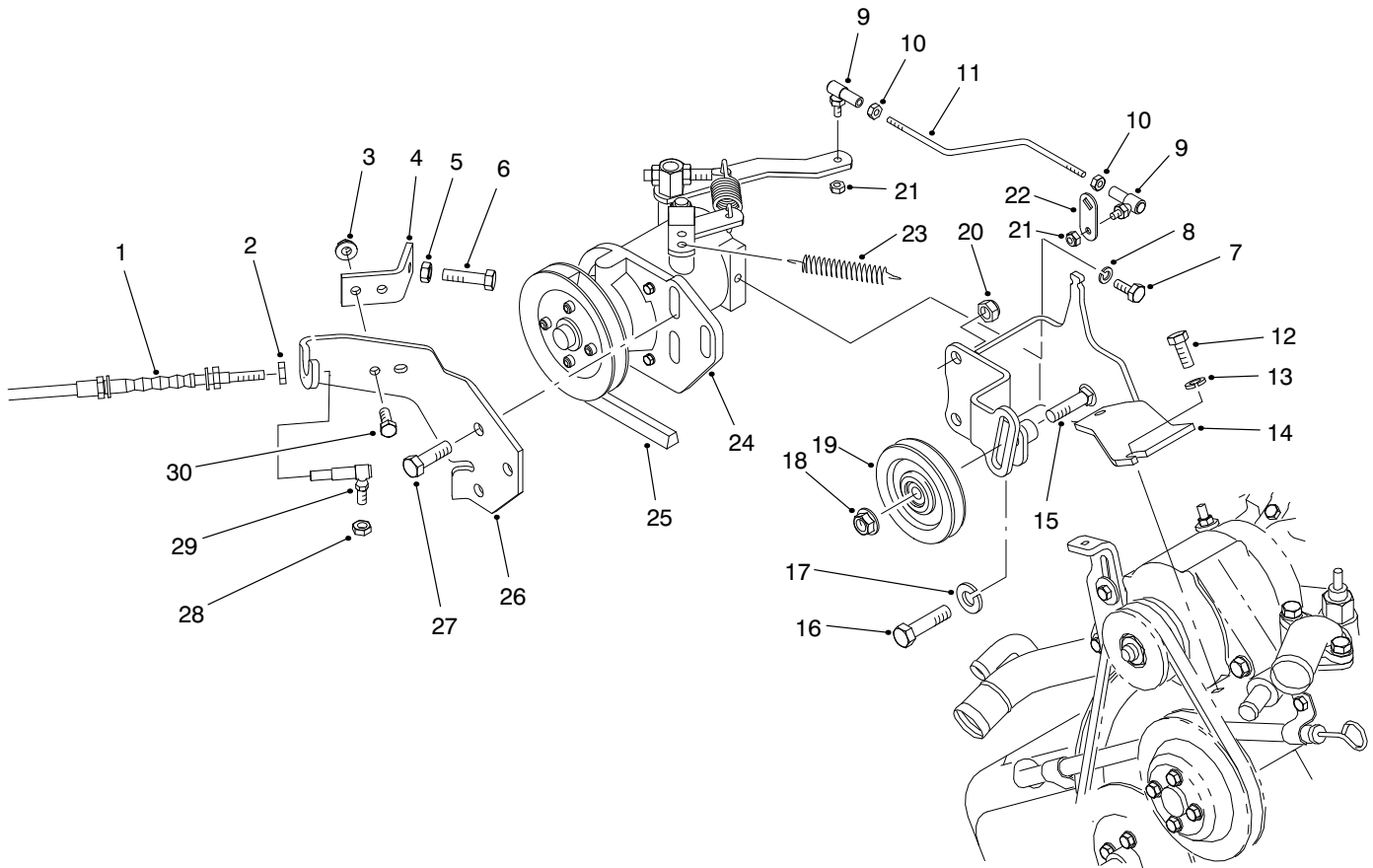


T-3166

ENGINE INSTALLATION ASSEMBLY

Ref. No.	Part No.	Description	No. Used
1	87-3420	Hose-Air Cleaner	1
2	2412-92	Clamp-Hose	1
3	87-1680	Chamber-Air	1
4	322-6	Screw-HH	2
5	3256-23	Washer-Flat	2
6	2412-119	Clamp-Hose	3
7	87-3740	Hose-Breather	1
8	48-7890	Nut-Hex.	1
9	94-5249	Asm-Engine (Incl. Ref. #11, 12 & 14)	1
10	87-3070	Cable-Positive	1
11	3254-2	Washer-Lock	1
12	33014-00	Nut-Hex.	2
13	32128-33	Nut-HFH	1
14	92-2027	Coil-Ignition	1
15	321-4	Screw-HH	1
16	70-1480	Relay	1
19	87-2760	Bracket-Ignition Coil	1
20	33115-035	Screw-HH	2
21	3253-6	Washer-Lock	2
22	33114-025	Screw-HH	2
23	87-3620	Shield-Heat	1
24	52-2480	Spacer	2
25	87-3080	Wire-Ground	1
27	66-3160	Screw-HH	1
28	87-3730	Hose-Coolant	2
29	87-3430	Hose-Radiator Upper	1

Ref. No.	Part No.	Description	No. Used
30	2412-34	Clamp-Hose	2
31	87-5050	Hose-Radiator Lower	1
32	2412-130	Clamp-Hose	2
33	87-3500	Hose-Air Cleaner	1
36	3296-29	Nut-Lock	2
37	3253-3	Washer-Lock	1
38	87-5070	Pulley-Crankshaft	1
39	65-5390	Washer-Flat	4
40	33114-020	Screw-HH	6
41	43-4300	Trim	2
42	322-2	Screw-HH	1
43	2412-10	Clamp-R	1
44	32128-20	Nut-HFH	1
45	94-9502	Hose-Fuel	1
46	93-2298	Hose-Fuel	1
47	2412-108	Clamp-Hose	2
48	87-8640	Washer-Flat	1
49	66-3160	Screw-HH	1
50	3290-357	Nut-HFH	2
51	75-6880	Spark Arrestor (Optional) (Incl. Ref. #52)	1
52	32144-42	Screw-Spark Arrestor	1
53	87-1510	Muffler & Tailpipe	1
54	92-2044	Gasket-Exhaust	1
55	323-29	Screw-HH	2
56	2412-98	Clamp	1

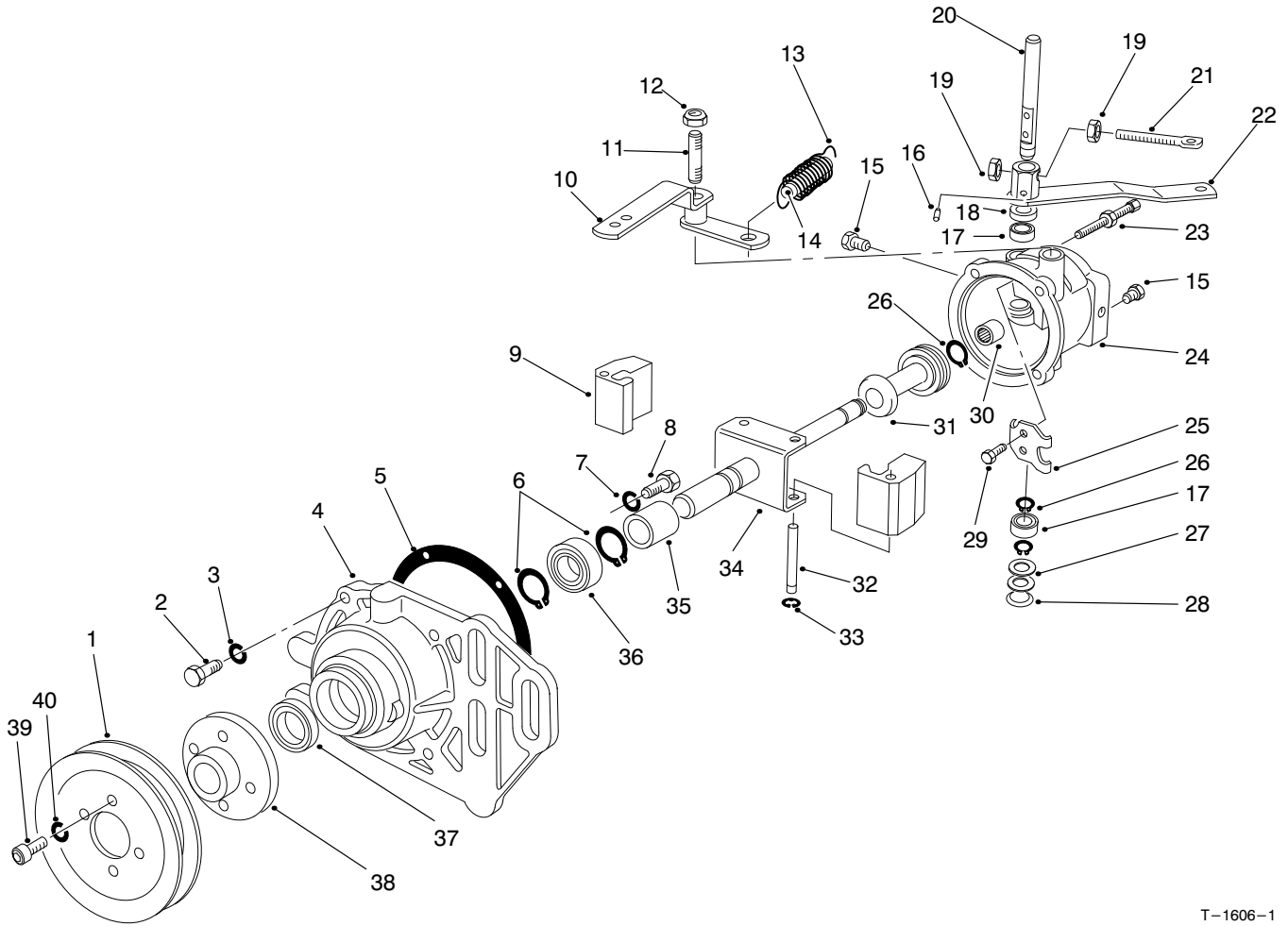


T-1605-1

GOVERNOR ASSEMBLY

Ref. No.	Part No.	Description	No. Used
1	94-3836	Asm-Accelerator Cable (Incl. Ref. #2)	1
2	3220-1	Nut-Jam	1
3	32128-33	Nut-HFH	2
4	87-4770	Bracket-High Idle Stop	1
5	3220-2	Nut-Jam	1
6	3210-9	Screw-HH	1
7	321-3	Screw-HH	1
8	3253-3	Washer-Lock	1
9	21-5640	Joint-Ball	2
10	3219-14	Nut-Jam	2
11	87-4210	Rod-Linkage	1
12	66-3160	Screw-HH	2
13	3253-4	Washer-Lock	2
14	87-4750	Bracket-Governor	1
15	3231-26	Bolt-CARR	1

Ref. No.	Part No.	Description	No. Used
16	87-3700	Screw-HH	1
17	3253-22	Washer-Lock	1
18	3290-357	Nut-Flange	1
19	63-8140	Pulley	1
20	3296-39	Nut-Lock	3
21	3296-27	Nut-Lock	2
22	87-2400	Lever-Throttle	1
23	87-4020	Spring-Extension	1
24	87-8720	Asm-Governor	1
25	87-3200	Belt-V	1
26	87-3900	Bracket-Cable	1
27	323-7	Screw-HH	3
28	3296-3	Nut-Lock	1
29	18-1720	Joint-Ball	1
30	321-4	Screw-HH	2

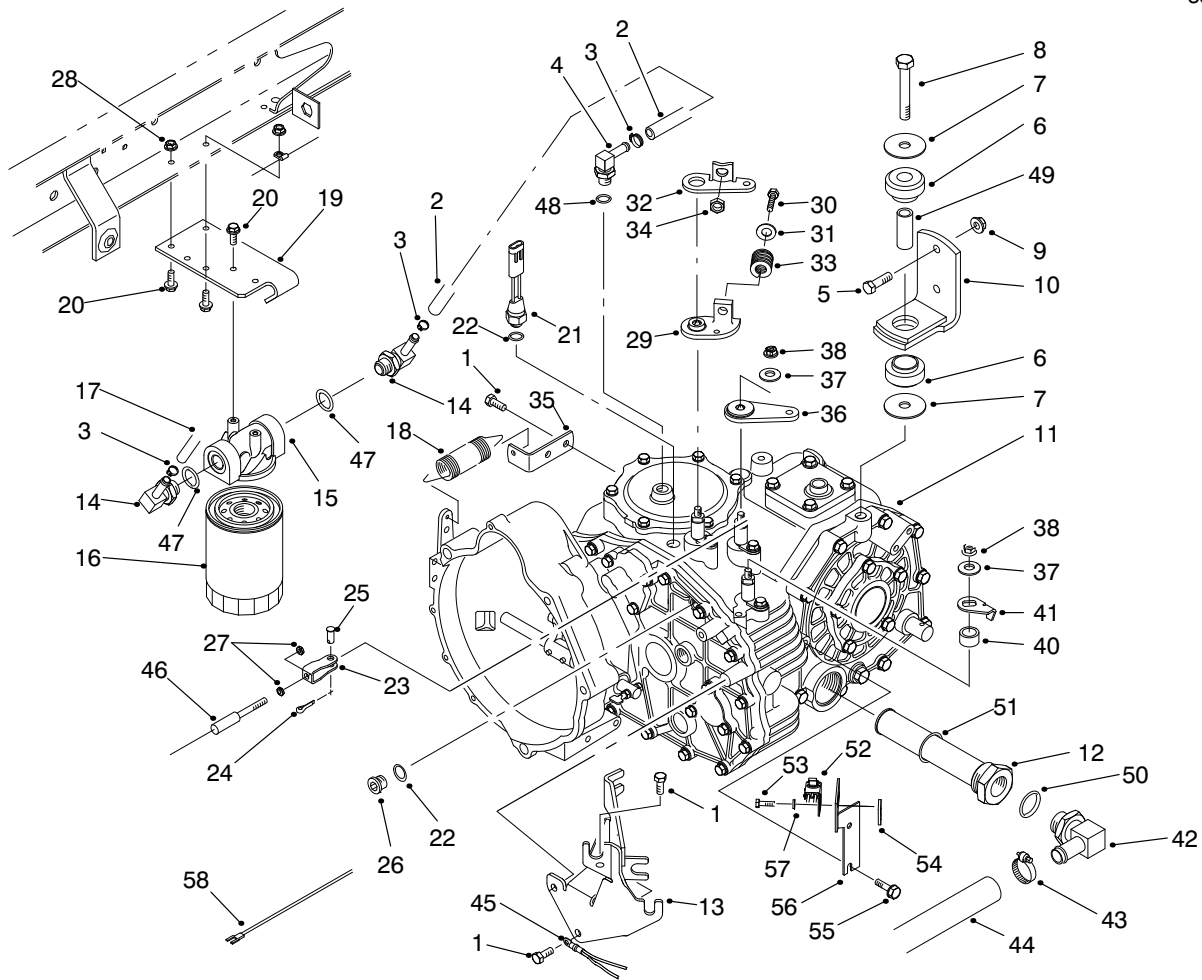


T-1606-1

GOVERNOR ASSEMBLY 87-8720

Ref. No.	Part No.	Description	No. Used
1	87-8830	Pulley	1
2	18-5620	Screw	4
3	18-5630	Washer-Lock	4
4	87-6560	Cover	1
5	18-5790	Gasket	1
6	18-5640	Ring-Retaining	2
7	18-5770	Washer-Lock	2
8	32113-14	Screw	2
9	70-2150	Flyweight	2
10	87-6590	Asm-Lever & Fitting	1
11	87-6580	Stud-Lever Pivot	1
12	3296-5	Nut-Lock	1
13	87-6490	Spring	1
14	87-6550	Pin-Forced Idle	1
15	285-17	Plug-Pipe	2
16	18-5750	Pin	1
17	18-5450	Bearing	2
18	71-4780	Seal-Oil, Rocker Shaft	1
19	3219-2	Nut	2
20	72-5890	Shaft-Rocker	1
21	87-6540	Bolt-Eye	1

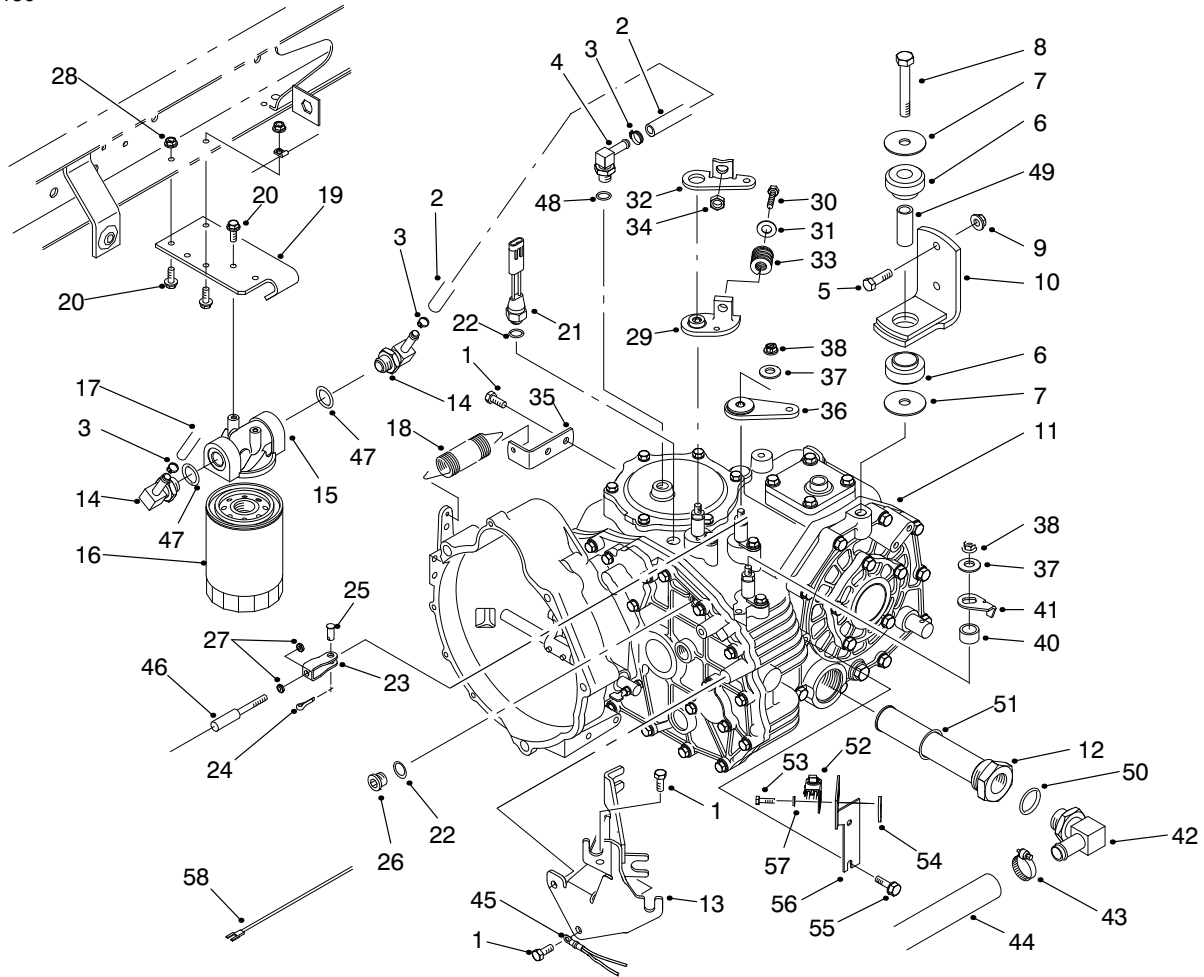
Ref. No.	Part No.	Description	No. Used
22	87-6530	Asm-Throttle Lever	1
23	72-5910	Asm-Bumper Screw	1
24	87-6520	Body	1
25	18-5520	Lever-Rocker	1
26	18-5540	Retainer-Sleeve Stop	3
27	18-5440	Spacer	2
28	18-5430	Plug-Expansion	1
29	18-5530	Screw & Lockwasher	2
30	72-5940	Bearing-Needle	1
31	70-2100	Asm-Thrust Sleeve & Bearing	1
32	18-5660	Pin-Pivot, Flyweight	2
33	18-5670	Retainer-Pivot Pin	2
34	87-6510	Asm-Shaft & Yoke	1
35	70-2120	Spacer	1
36	70-2140	Bearing-Front	1
37	18-5580	Seal-Oil, Front	1
38	87-8820	Hub-Pulley	1
39	3274-52	Screw-HH	4
40	3253-18	Washer-Lock	4



T-3167

TRANSAXLE INSTALLATION ASSEMBLY

Ref. No.	Part No.	Description	No. Used	Ref. No.	Part No.	Description	No. Used
1	33114-020	Screw-HH	5	21	72-4310	Switch-Ball N.C.	1
2	87-5730	Hose-Hydraulic	1	22	237-30	O-Ring	2
3	2412-36	Clamp-Hose	3	23	87-2310	Clevis-Cable	2
4	354-135	Fitting-Hydraulic 90° (Incl. Ref. #48)	1	24	3272-6	Pin-Cotter	2
5	323-7	Screw-HH	4	25	283-62	Pin-Clevis	2
6	87-4970	Asm-Transaxle Mount (Incl. Ref. #49)	2	26	353-989	Plug	1
7	87-5100	Washer-Snubbing	4	27	3220-1	Nut-Jam	2
8	3215-1	Screw-HH	2	28	32128-33	Nut-HFH	1
9	3296-39	Nut-HH	4	29	87-7970	Arm-Shift	1
10	87-5800	Bracket-Mount	2	30	323-10	Screw-HH	1
11	87-9250	Asm-Transaxle	1	31	3256-4	Washer-Flat	1
12	87-3990	Asm-Oil Strainer (Incl. Ref. #51)	1	32	87-8250	Plate-Shift Arm	1
13	87-4820	Bracket-Cable	1	33	87-6910	Spring-Compression	1
14	354-134	Fitting-Hydraulic 90° (Incl. Ref. #47)	2	34	32128-21	Nut-Lock	1
15	87-8780	Head-Oil Filter	1	35	87-7170	Bracket-Clutch Spring	1
16	54-0110	Element-Oil Filter	1	36	87-7960	Lever-Shift	1
17	99-1058	Asm-Hose	1	37	80-6990	Washer-Hardened	3
18	68-9950	Spring-Extension	1	38	48-9520	Nut-Lock	3
19	87-7040	Bracket-Oil Filter	1	40	99-1052	Hi-Lo Plate	1
20	3234-4	Screw-HFH	4	41	92-6982	Spacer-Brake	1
				42	353-987	Fitting-Hydraulic 90° (Incl. Ref. #50)	1
				43	2412-34	Clamp-Hose	1
				44	87-3670	Hose-Suction	1

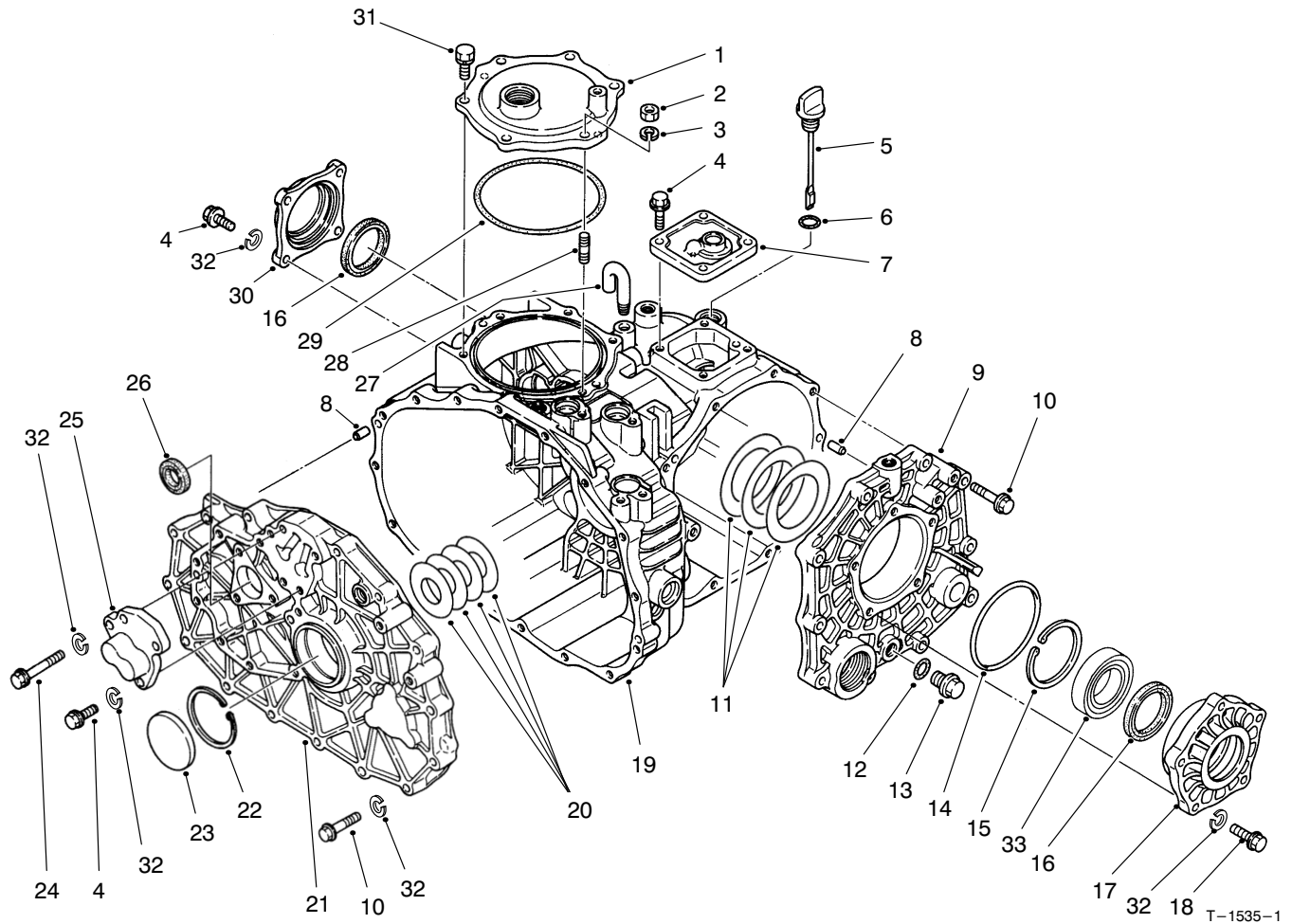


T-3167

TRANSAXLE INSTALLATION ASSEMBLY (Continued)

Ref. No.	Part No.	Description	No. Used
45	87-3080	Cable-Battery, Negative	1
46	93-7105	Cable-Shift (Incl. Ref. #27	1
47	237-79	O-Ring	2
48	237-42	O-Ring	1
49		Spacer-Mount	2
50	237-81	O-Ring	1
51	237-123	O-Ring	1

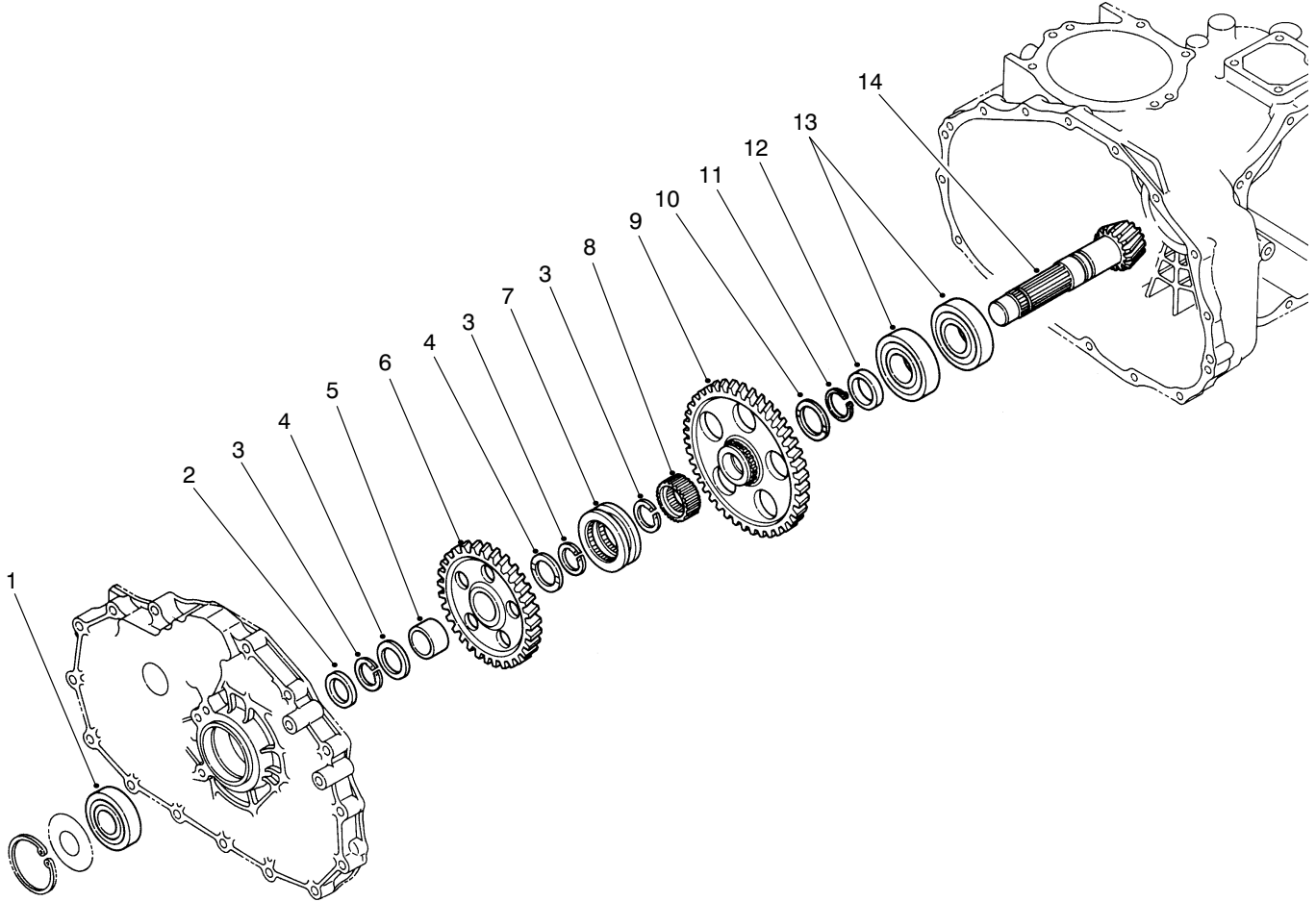
Ref. No.	Part No.	Description	No. Used
52	92-7905	Switch-Micro	1
53	32105-13	Screw-HH	2
54	93-9539	Strip-Tapped	1
55	321-3	Screw-HH	2
56	93-3919	Bracket-Switch, Reverse	1
57	3256-14	Washer-Flat	2
58	99-1106	Harness-Wire	1



TRANSAXLE CASE ASSEMBLY

Ref. No.	Part No.	Description	No. Used
1	92-0656	Cover—Power Take Off	1
2	48-7930	Nut—Hex.	1
3	92-0762	Washer—Lock	1
4	60-6750	Screw—HH	11
5	92-0662	Cap—Oil	1
6	92-0788	O—Ring	1
7	92-0652	Cover—Upper	1
8	92-0765	Pin—Alignment	4
9	92-0653	Cover—Side	1
10	42-9530	Screw—HH	25
11	92-0809	Shim Set	1
12		O—Ring	1
13	92-0773	Asm—Drain Plug (Incl. Ref. #12)	1
14	92-0789	O—Ring	1
15	92-0760	Ring—Retaining	1
16	92-0793	Seal—Oil	2

Ref. No.	Part No.	Description	No. Used
17	92-0654	Carrier—Differential	1
18	48-7730	Screw—HH	5
19	92-0651	Case—Transaxle	1
20	92-0808	Shim Set	1
21	92-0657	Plate—Center	1
22	92-0759	Ring—Retaining	1
23	92-0807	Cap—Sealing	1
24	48-7560	Screw—HH	1
25	92-0706	Cap—Fork Shaft	1
26	92-0791	Seal—Oil	1
27	92-0743	Breather—Air	1
28	92-0804	Stud	1
29	92-0790	O—Ring	1
30	92-0655	Cover—Seal	1
31	92-0796	Screw—HH	5
32	42-9850	Washer—Lock	42
33	92-0775	Bearing—Ball	2

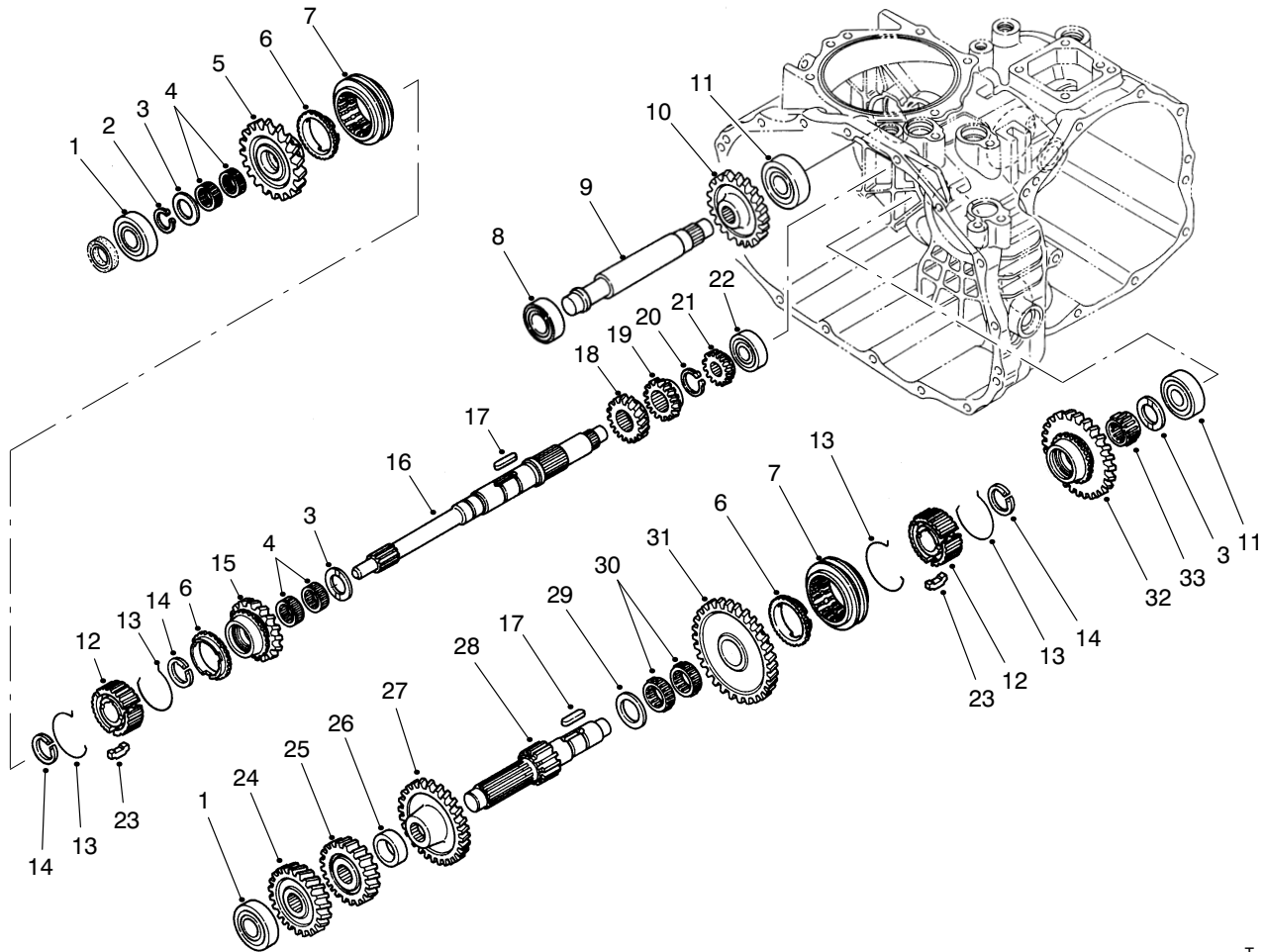


T-1536-1

COUNTERSHAFT ASSEMBLY

Ref. No.	Part No.	Description	No. Used
1	92-0712	Bearing-Ball	1
2	92-0716	Collar	1
3	92-0764	Ring-Retaining	3
4	92-0711	Washer-Thrust	2
5	92-0783	Sleeve-Inner	1
6	92-0715	Gear-49T	1
7	92-0718	Shifter-Hi-Lo	1
8	92-0719	Collar-Spline	1

Ref. No.	Part No.	Description	No. Used
9	92-0717	Gear-71T	1
10	92-0741	Washer-Thrust	1
11	92-0755	Ring-Retaining	1
12	92-0713	Collar	1
13	92-0714	Bearing-Ball	2
14	92-0710	Asm-Counter Shaft (Incl. Ring Gear)	1

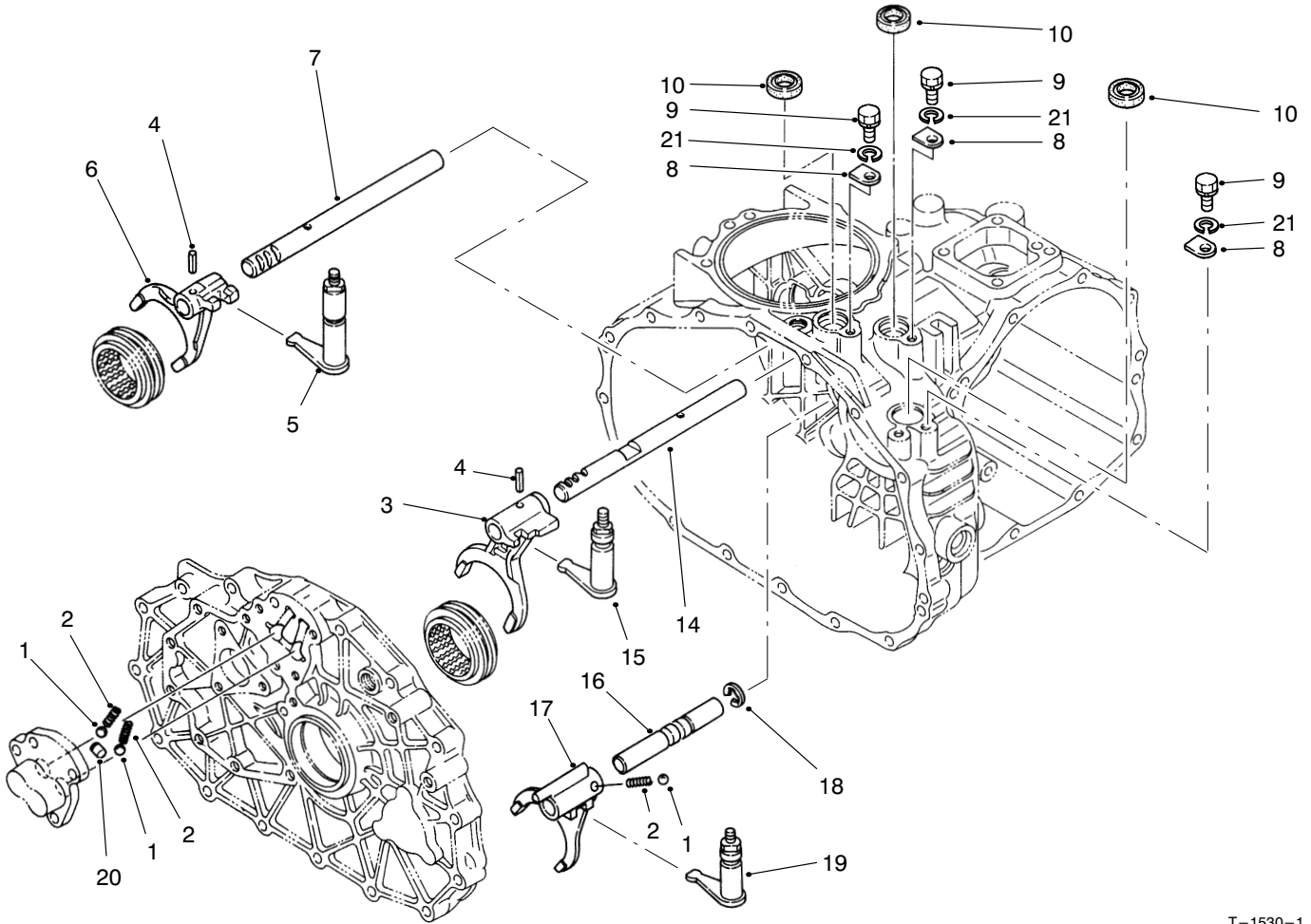


T-1533-1

TRANSAXLE GEAR SHAFTS ASSEMBLY

Ref. No.	Part No.	Description	No. Used
1	251-8	Bearing-Ball	2
2	92-0753	Ring-Retaining	1
3	92-0740	Washer-Thrust	3
4	92-0781	Bearing-Needle	4
5	92-0820	Gear-27T	1
6	92-0667	Ring-Synchro	3
7	92-0668	Shifter-Synchro	2
8	251-346	Bearing-Ball	1
9	92-0824	Shaft-Reverse Idler	1
10	92-0684	Gear-33T	1
11	92-0778	Bearing-Ball	2
12	92-0664	Hub-Synchro	2
13	92-0666	Spring-Synchro	4
14	92-0763	Ring-Retaining	3
15	92-0821	Gear-24T	1
16	92-0663	Shaft-Main	1
17	92-0772	Key	2

Ref. No.	Part No.	Description	No. Used
18	92-0687	Gear-16T	1
19	92-0672	Gear-18T	1
20	92-0754	Ring-Retaining	1
21	92-0673	Gear-14T	1
22	92-0650	Bearing-Ball	1
23	92-0665	Key-Synchro	6
24	92-0822	Gear-28T	1
25	92-0679	Gear-23T	1
26	92-0680	Collar	1
27	92-0823	Gear-43T	1
28	92-0674	Shaft-Reduction	1
29	92-0682	Washer-Thrust	1
30	92-0681	Bearing-Needle	2
31	92-0677	Gear-49T	1
32	92-0819	Gear-40T	1
33	92-0782	Bearing-Needle	1

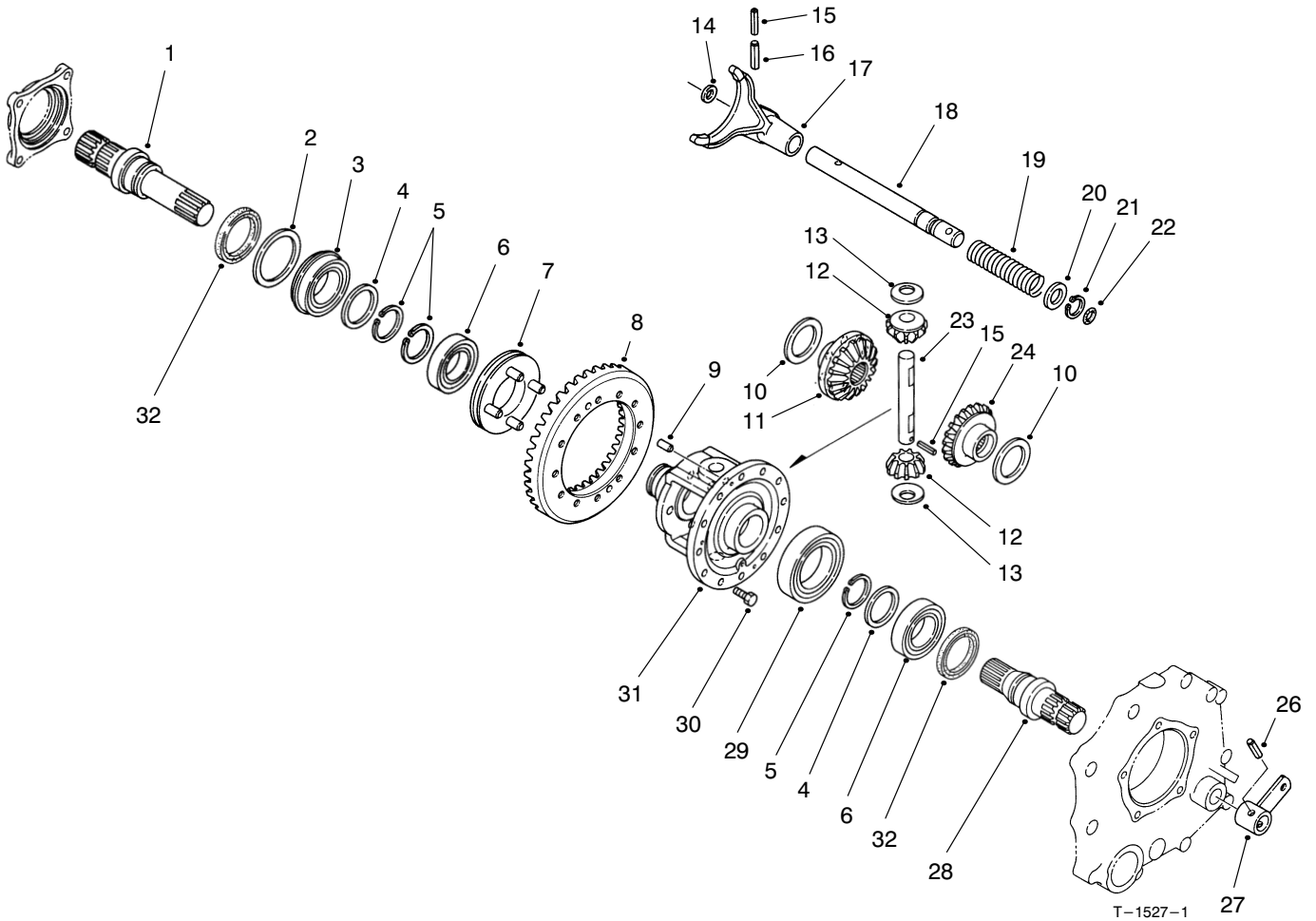


T-1530-1

SHIFT FORK ASSEMBLY

Ref. No.	Part No.	Description	No. Used
1	92-0785	Ball	3
2	92-0731	Spring-Compression	3
3	92-0700	Fork-Shift R-1	1
4	92-0769	Pin-Spring	2
5	92-0817	Arm-Shift Fork 2-3	1
6	92-0701	Fork-Shift 2-3	1
7	92-0699	Shaft-Fork 2-3	1
8	92-0732	Plate-Keeper	3
9	48-7700	Screw-HH	3

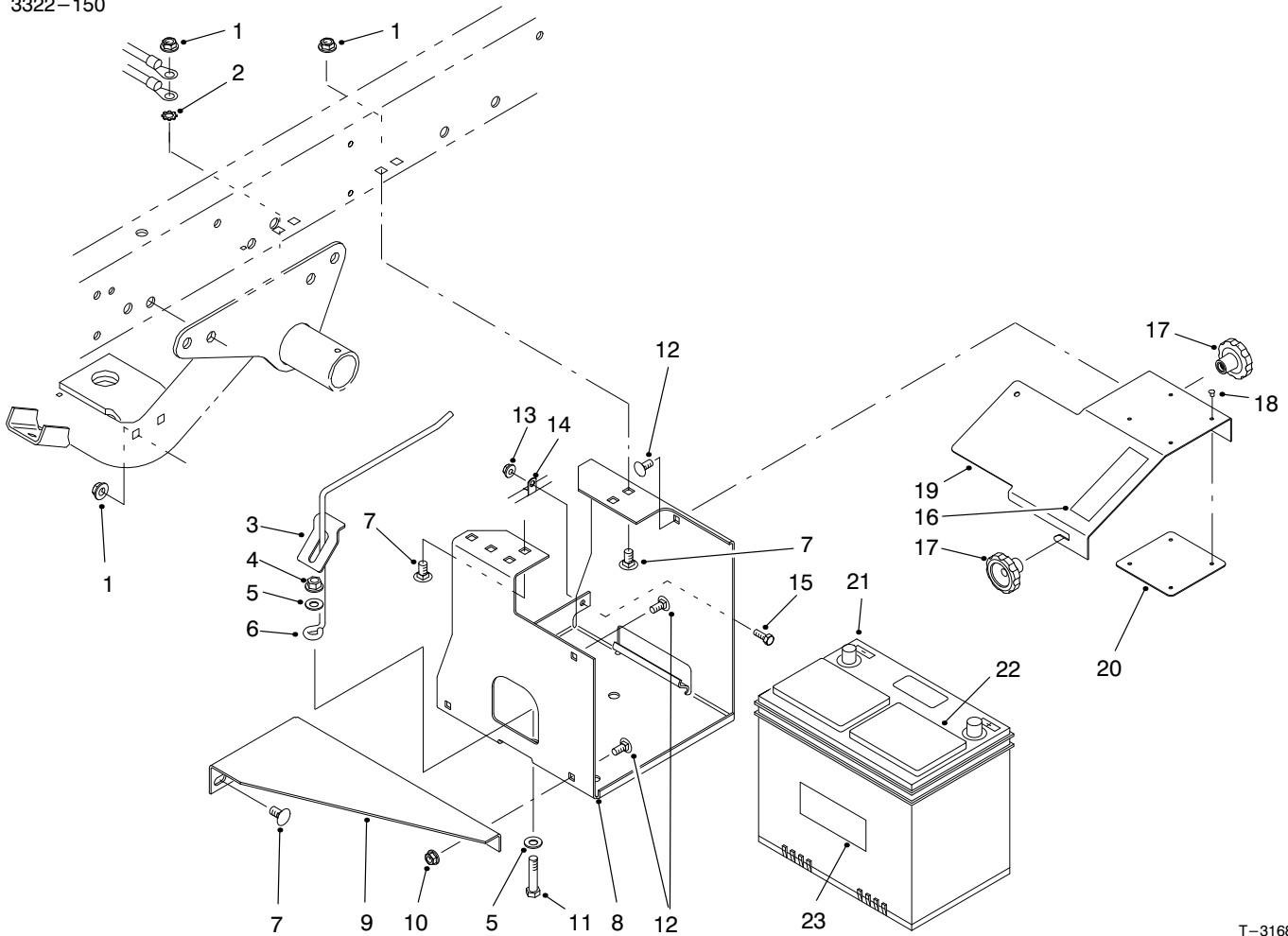
Ref. No.	Part No.	Description	No. Used
10	92-0729	Seal-Oil	3
14	92-0698	Shaft-Fork R-1	1
15	92-0816	Arm-Shift Fork R-1	1
16	92-0708	Shaft-Fork Hi-Lo	1
17	92-0709	Fork-Shift Hi-Lo	1
18	92-0761	Ring-Retaining	1
19	92-0818	Arm-Shift Fork Hi-Lo	1
20	92-0705	Lock-Spindle	1
21	42-9850	Washer-Lock	3



DIFFERENTIAL GEAR ASSEMBLY

Ref. No.	Part No.	Description	No. Used
1	92-0726	Shaft-Axle R.H.	1
2	92-0728	Washer	1
3	92-0780	Bearing-Ball	1
4	92-0727	Washer	2
5	92-0756	Ring-Retaining	3
6	92-0775	Bearing-Ball	2
7	92-0730	Slider-Differential Lock	1
8	92-0710	Asm-Ring Gear (Incl. Counter Shaft)	1
9	92-0765	Pin-Alignment	2
10	92-0747	Washer-Thrust	2
11	92-0746	Gear-Side R.H.	1
12	92-0748	Gear-Pinion	2
13	92-0750	Washer	2
14	92-0744	Washer	1
15	92-0768	Pin-Spring	2

Ref. No.	Part No.	Description	No. Used
16	92-0771	Pin-Spring	1
17	92-0721	Fork-Differential Lock	1
18	92-0722	Shaft-Lock Fork	1
19	92-0723	Spring-Compression	1
20	92-0733	Washer	1
21	92-0753	Ring-Retaining	1
22	92-0787	O-Ring	1
23	92-0749	Shaft-Pinion	1
24	92-0745	Gear-Side L.H.	1
26	92-0770	Pin-Spring	1
27	92-0724	Arm-Differential Lock	1
28	92-0725	Shaft-Axle L.H.	1
29	92-0776	Bearing-Ball	1
30	92-0803	Screw-HHF	12
31	92-0720	Case-Differential	1
32	92-0793	Seal-Oil	2

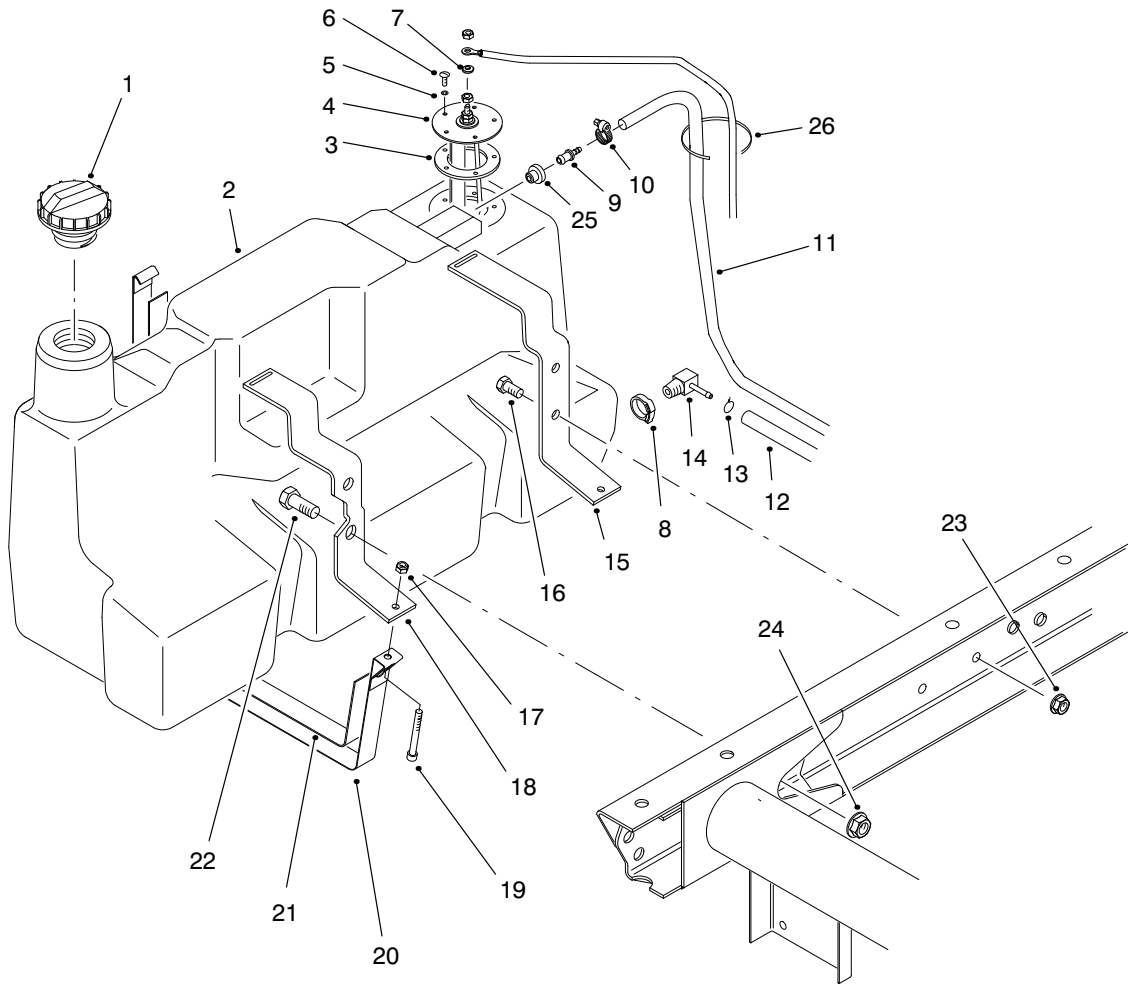


T-3168

BATTERY MOUNT ASSEMBLY

Ref. No.	Part No.	Description	No. Used
1	3290-357	Nut-HFH	6
2	3255-9	Washer-Lock	1
3	87-7610	Tab-Battery Support	1
4	3296-39	Nut-HH	1
5	3256-24	Washer-Flat	2
6	87-7600	Rod-Battery Support	1
7	3231-21	Bolt-CARR	6
8	87-5120	Bracket-Battery Base	1
9	87-5110	Support-Lower	1
10	32128-20	Nut-HFH	2
11	323-9	Screw-HH	1
12	3230-23	Bolt-CARR	4

Ref. No.	Part No.	Description	No. Used
13	32128-33	Nut-HFH	1
14	2412-89	Clamp-R	1
15	321-4	Screw-HH	1
16	36-3400	Decal-No Step	1
17	19-4050	Knob	2
18	3269-27	Rivet-Plastic	4
19	87-5130	Cover-Battery Base	1
20	87-7620	Shield-Plastic	1
21	55-7290	Battery	1
22	55-7160	Cap-Vent	2
23	26-7170	Decal-Toro	1

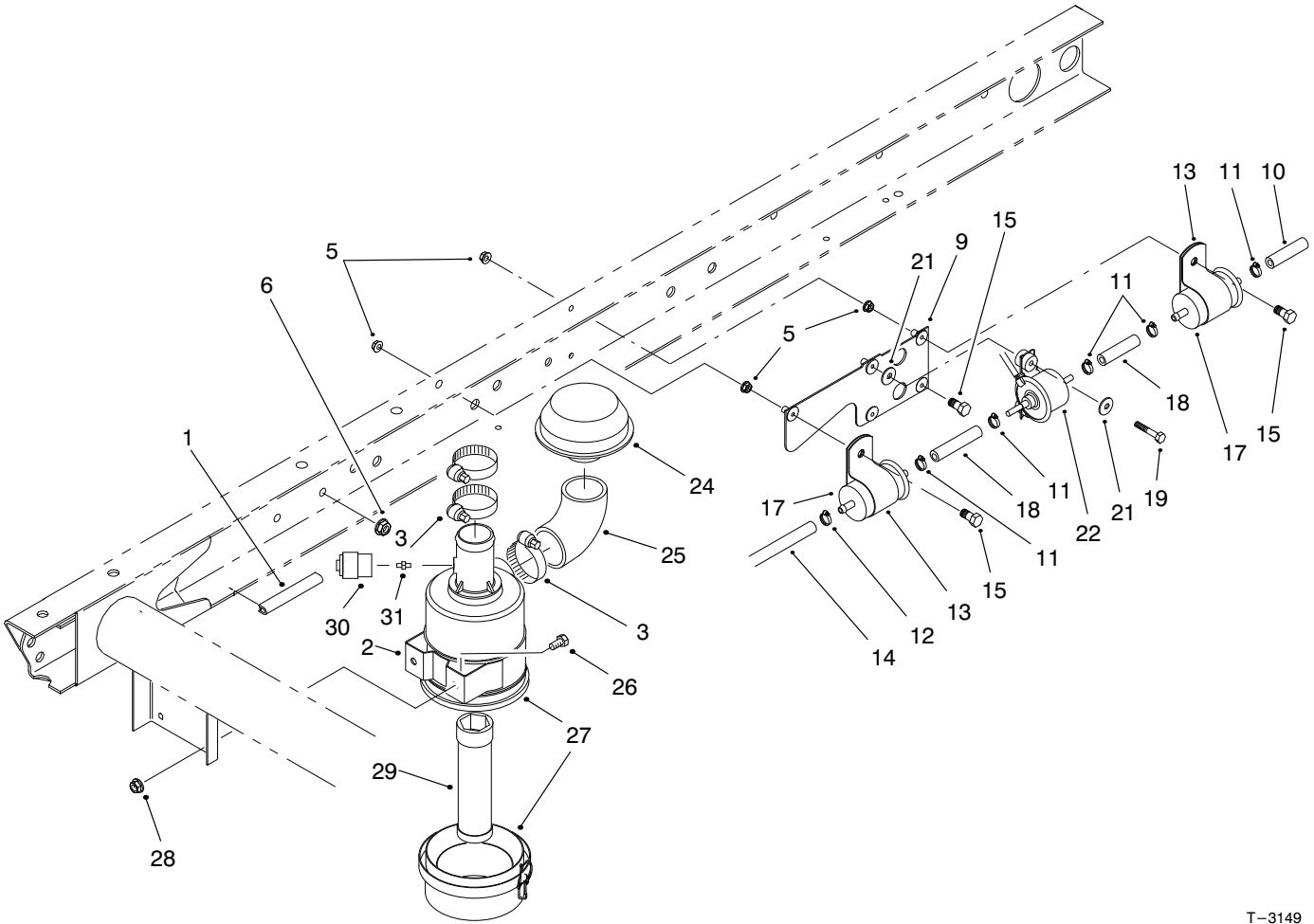


T-1609-1

FUEL TANK ASSEMBLY

Ref. No.	Part No.	Description	No. Used	Ref. No.	Part No.	Description	No. Used
1	93-3101	Cap-Fuel	1	14	353-781	Fitting-Fuel 90°	1
2	98-2915	Asm-Fuel Tank (Incl. Ref. #8, 9, 14 & 25)	1	15	87-3140	Support-Rear	1
3	62-7650	Gasket-Sending Unit	1	16	323-4	Screw-HH	2
4	63-7640	Unit-Sending	1	17	3296-42	Nut-Lock	2
5	3253-15	Washer-Lock	5	18	87-3150	Support-Front	1
6	32122-24	Screw-RH	5	19	3274-54	Screw-HSH	2
7	5-3637	Washer-Flat	1	20	87-3160	Strap-Tank Support	2
8	2412-36	Clamp	1	21	87-3170	Pad-Tank Support Strap	2
9	98-2952	Fitting-Fuel Straight	1	22	3234-38	Screw-HH	2
10	2412-108	Clamp-Hose	1	23	3290-357	Nut-HFH	2
11	93-2298	Hose-Fuel	1	24	32128-23	Nut-HFH	2
12	63-9640	Hose-Fuel	2	25	46-6560	Bushing	1
13	92-2379	Clamp-Hose	1	26	3290-378	Tie-Cable	1

*Not Illustrated

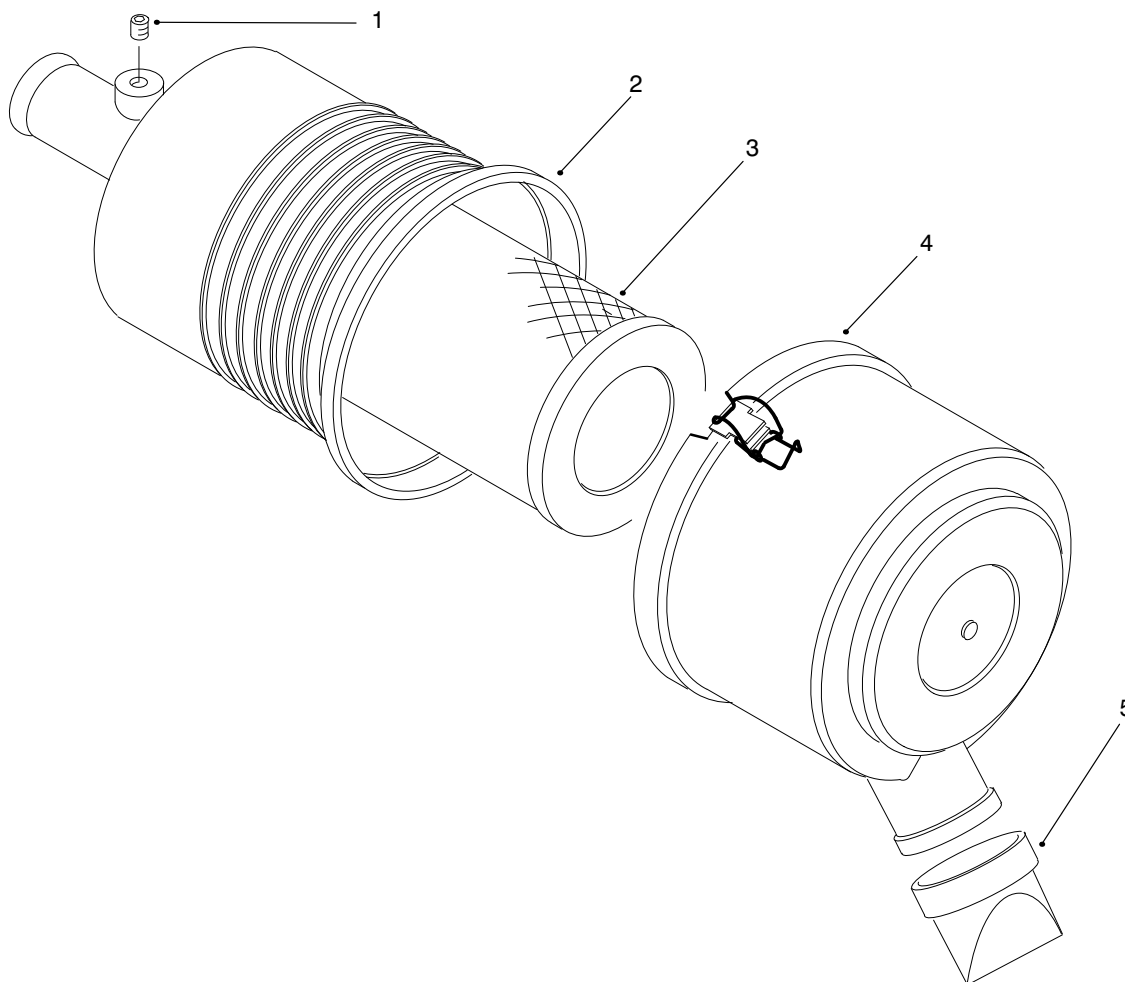


T-3149

AIR CLEANER & FUEL SUPPLY ASSEMBLY

Ref. No.	Part No.	Description	No. Used
1	43-4300	Trim-Frame, Rear	1
2	93-2191	Asm-Band, Mounting	1
3	2412-92	Clamp-Hose	3
5	32128-33	Nut-Hex. Flange	6
6	3290-357	Nut-HFH	3
9	99-9402	Plate	1
10	94-9502	Hose-Fuel	1
11	2412-98	Clamp	5
12	2412-108	Clamp	1
13	2412-148	Clamp-R	2
14	63-9640	Hose-Fuel	1
15	3234-10	Screw-HFH	3
17	99-9404	Filter-Inline Fuel	2
18	99-9415	Hose-Fuel	2

Ref. No.	Part No.	Description	No. Used
19	3234-21	Screw-HH	2
21	3256-67	Washer-Flat	4
22	92-2007	Pump-Fuel	1
24	46-7510	Hood-Inlet, Air	1
25	94-5248	Elbow-Intake, Air	1
26	322-2	Screw-HH	2
27	95-5805	Air Cleaner	1
28	32128-20	Nut-HFH	2
29	98-2982	Filter-Element, Safety (Optional)	1
30	93-9164	Indicator-Service (Optional)	1
31	94-1416	Asm-Adapter, Indicator (Optional)	1



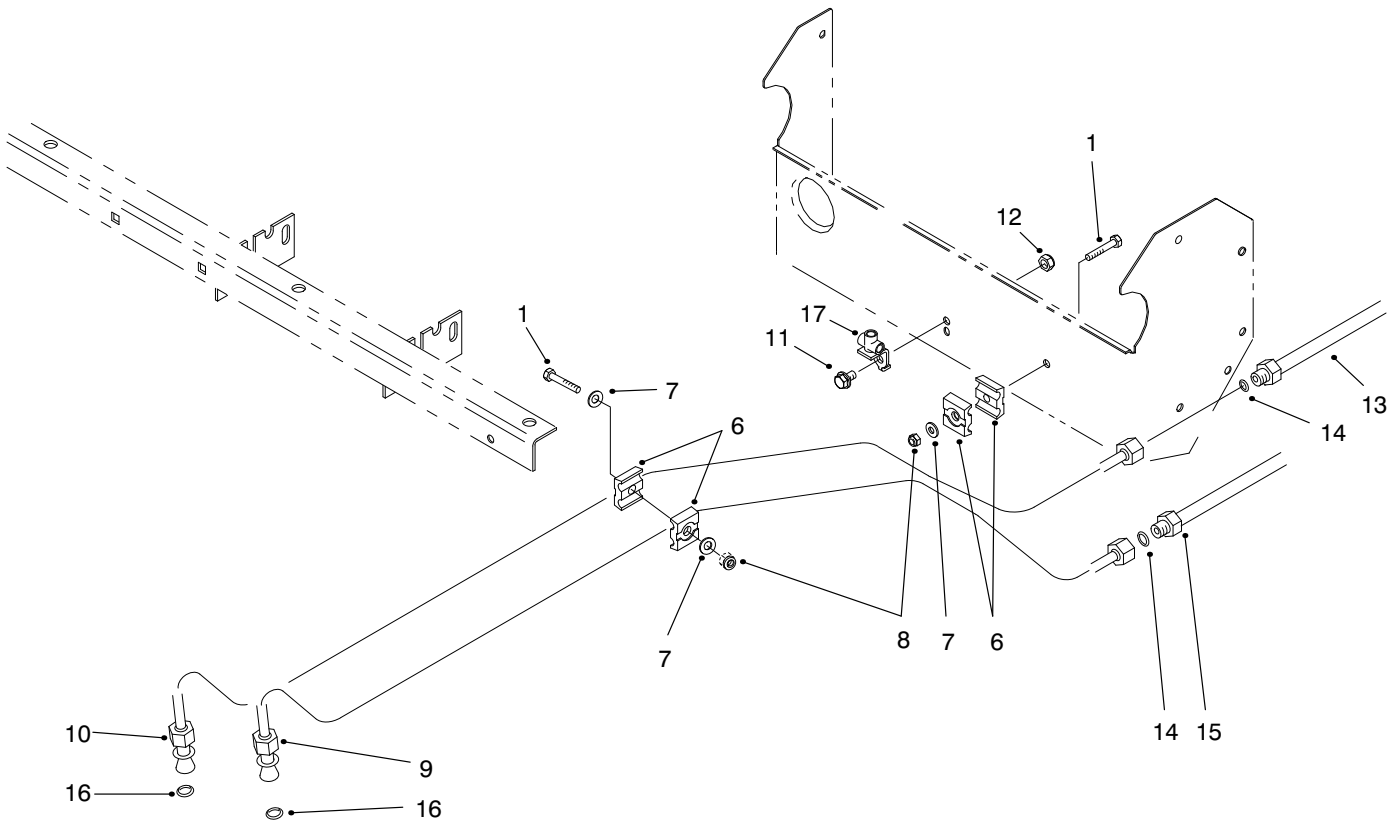
T-2607

AIR CLEANER ASSEMBLY NO. 95-5805

Ref. No.	Part No.	Description	No. Used
1	285-17	Plug	1
2		Asm-Body	1
3	93-2195	Element-Air Cleaner	1
*	98-2981	Element-Filter, Safety (Optional)	1

Ref. No.	Part No.	Description	No. Used
4	94-3652	Asm-Cover	1
5	94-1414	Vacuator	1

*Not Illustrated



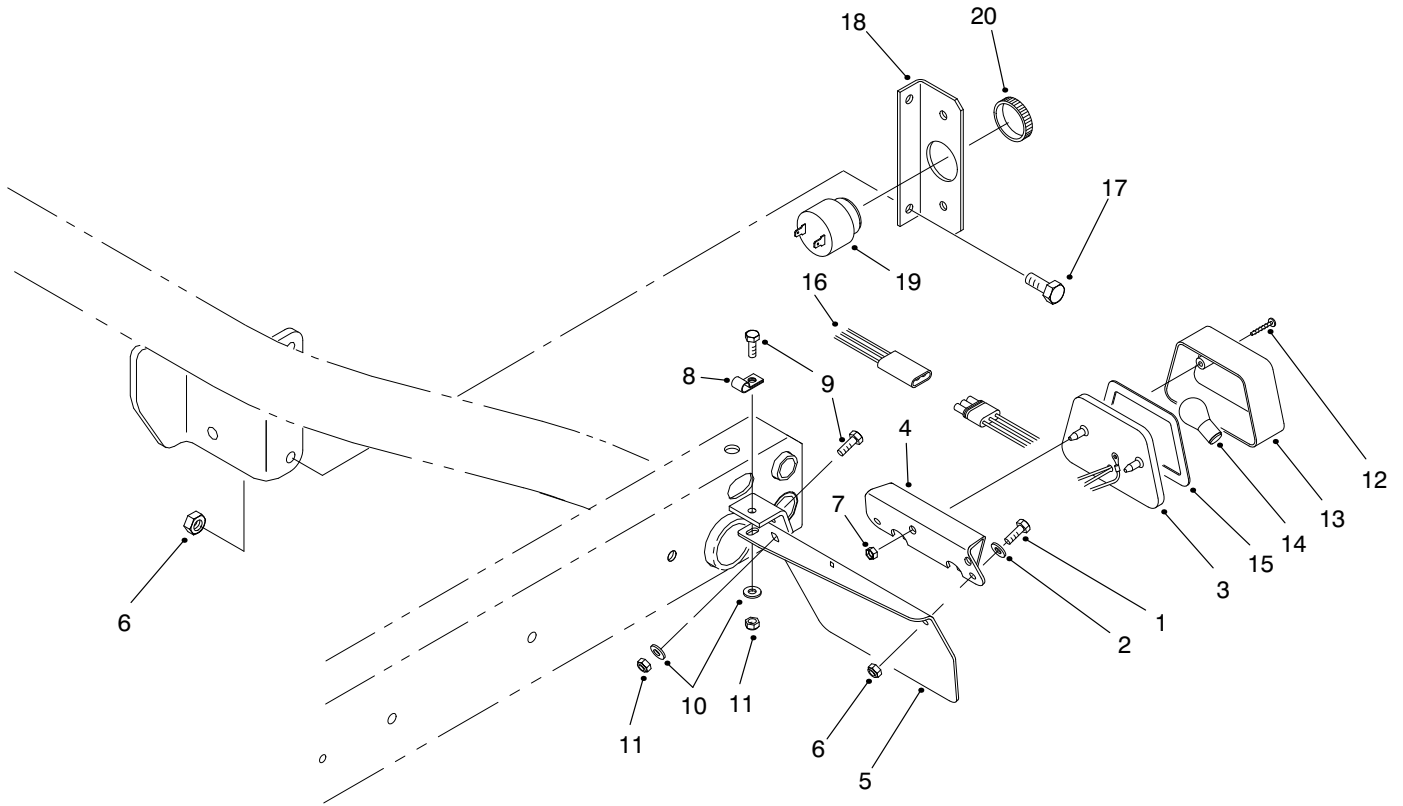
T-3169

STEERING LINE ASSEMBLY

Ref. No.	Part No.	Description	No. Used
1	321-9	Screw-HH	2
6	56-7973	Clamp-Hydraulic Tube	4
7	3256-22	Washer-Flat	3
8	3296-42	Nut-Lock	2
9	87-9350	Asm-Hydraulic Tube (Incl. Ref. #16)	1
10	87-4540	Asm-Hydraulic Tube (Incl. Ref. #16)	1

Ref. No.	Part No.	Description	No. Used
11	322-2	Screw-HH	1
12	32128-20	Nut-HFH	1
13	99-1058	Asm-Hose	1
14	237-22	O-Ring	2
15	99-1053	Asm-Hose	1
16	39-7310	O-Ring	2
17	87-3560	Tee-Brake Tube	1

*Not Illustrated

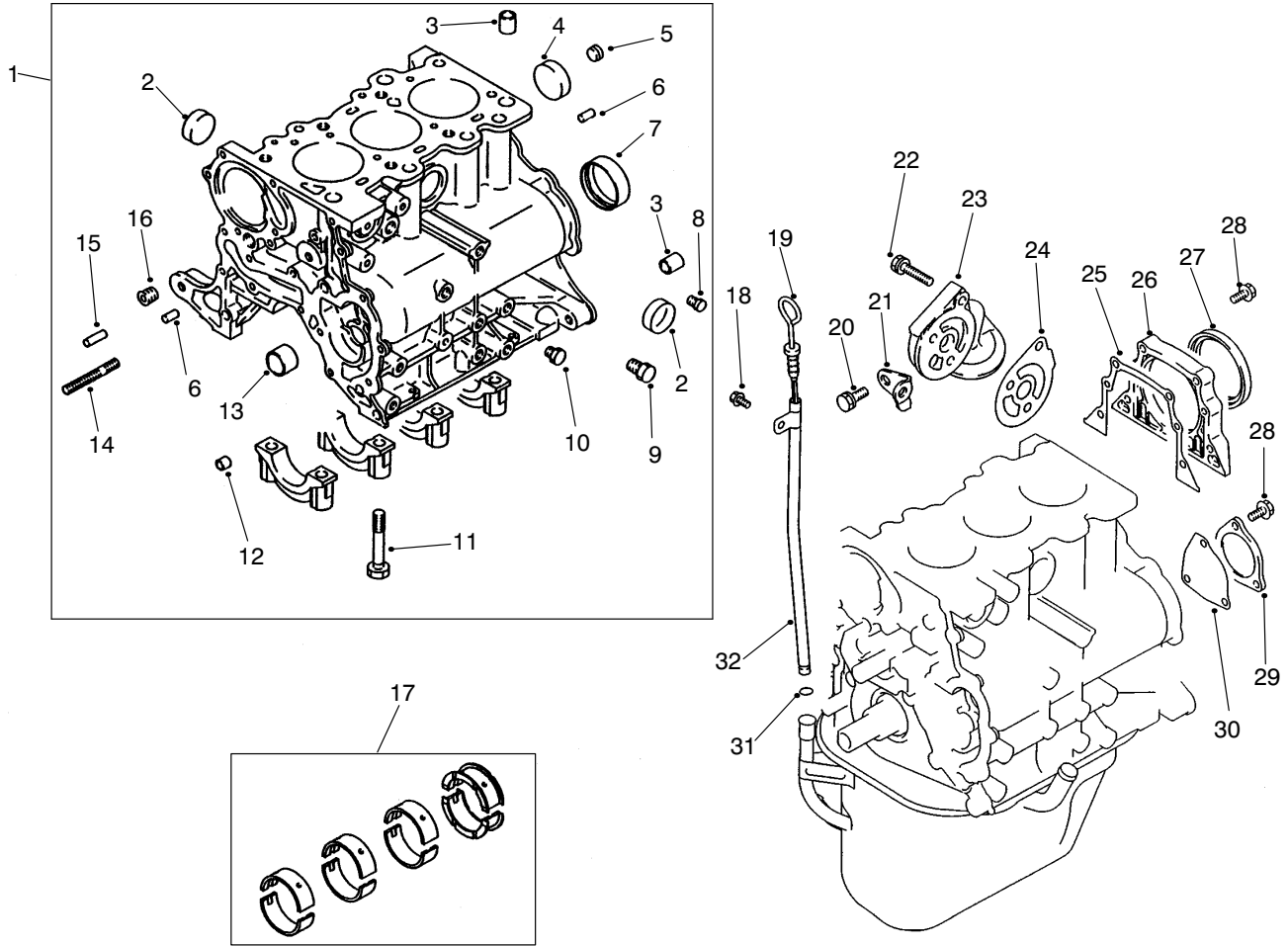


T-3170

BACKUP ALARM & TAIL LIGHT ASSEMBLY

Ref. No.	Part No.	Description	No. Used
1	321-6	Screw-HH	2
2	3256-22	Washer-Flat	4
3	87-2110	Asm-Tail Light (Incl. Ref. #12-15)	1
4	87-5770	U-Bracket-Tail Light	1
5	93-8943	Bracket-Fender, Rear LH	1
6	3296-42	Nut-Lock	4
7	3290-506	Palnut	2
8	2412-93	Clamp-R	1
9	322-5	Screw-HH	2
10	3256-23	Washer-Flat	2
11	3296-29	Nut-Lock	2

Ref. No.	Part No.	Description	No. Used
12	32144-93	Screw-Self Tapping	2
13	87-6300	Lens	1
14		Bulb (#1157 Std. 12 Volt)	1
15	87-6310	Gasket	1
16	99-1106	Harness-Wire	1
17	321-5	Screw-HH	2
18	93-3921	Bracket-Alarm, Reverse	1
19	80-9330	Asm-Alarm, Backup (Incl. Ref. #20)	1
20		Retainer-Alarm	1

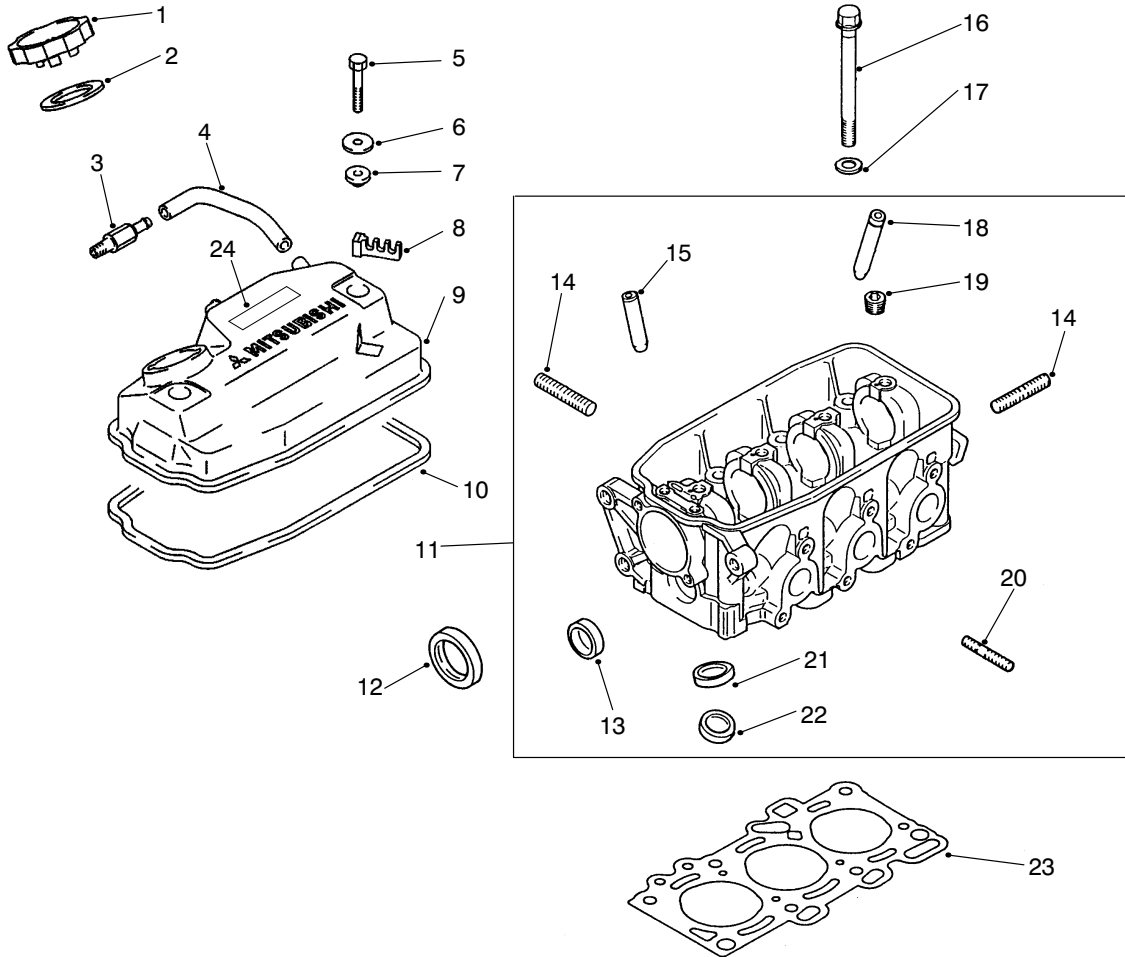


T-1631-1

CYLINDER BLOCK ASSEMBLY

Ref. No.	Part No.	Description	No. Used
1	92-2006	Asm-Crankcase (Incl. Ref. #2-16)	1
2	92-2151	Cap-Sealing	3
3	92-2152	Bushing	4
4	92-1994	Cap-Sealing	1
5	92-1935	Plug-Taper	1
6	92-2148	Pin-Dowel	2
7	92-1982	Bearing-Ring	1
8	92-1902	Plug-Taper	1
9	56-0100	Plug-Taper	1
10	92-1910	Plug-Taper	1
11	67-2250	Bolt	8
12	67-2360	Bushing	4
13	92-1981	Bearing-Front	1
14	92-5107	Stud	1
15	92-1958	Pin-Dowel	1
16	67-2390	Plug-Taper	1

Ref. No.	Part No.	Description	No. Used
17	92-1956	Bearing-Set, Main	1
18	92-5112	Bolt-Flange Head	1
19	92-5110	Gauge-Oil Level	1
20	92-2144	Bolt	2
21	92-5109	Stay-Oil Filter	1
22	92-2143	Bolt	3
23	92-2012	Bracket-Oil Filter	1
24	92-5108	Gasket-Bracket	1
25	92-1987	Gasket	1
26	92-2045	Housing-Seal, Oil	1
27	92-1952	Seal-Oil	1
28	92-2131	Bolt-Flange Head	7
29	92-1945	Cover-Rear	1
30	92-1991	Gasket	1
31	92-1925	O-Ring	1
32	92-5111	Guide-Oil Level Gauge	1



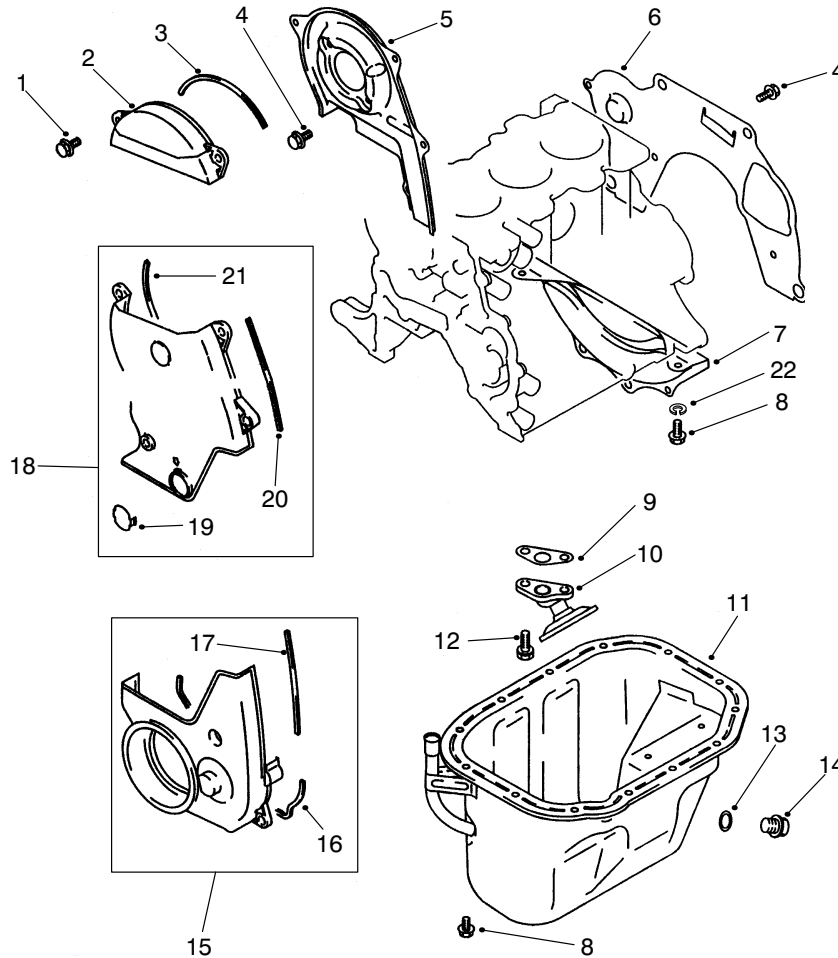
T-1630-2

ROCKER COVER & CYLINDER HEAD ASSEMBLY

Ref. No.	Part No.	Description	No. Used
1	92-1975	Cap-Oil (Incl. Ref. #2)	1
2	92-1943	Packing	1
3	92-2050	PCV Valve	1
4	92-2026	Hose-PCV Valve	1
5	92-2128	Bolt-Cover	2
6	92-2063	Washer	2
7	92-1929	Seal-Oil	2
8	92-1915	Clamp-Cable	1
9	94-5295	Asm-Cover (Incl. Ref. #8,10 & 24)	1
10	92-1944	Gasket-Cover, Rocker	1
11	92-2034	Head-Cylinder (Incl. Ref. #13-15 & 18-22)	1
12	92-2021	Seal-Oil	1
13	92-2151	Cap-Sealing	1
14	42-9560	Stud	3
15	92-1926	Guide-Intake Valve (.05 mm OS)	3
*	92-5103	Guide-Intake Valve (.25 mm OS)	3
*	92-5104	Guide-Intake Valve (.50 mm OS)	3

Ref. No.	Part No.	Description	No. Used
16	92-1971	Bolt	8
17	92-1903	Washer	8
18	92-1911	Guide-Exhaust Valve (.05 mm OS)	1
*	92-5105	Guide-Exhaust Valve (.25 mm OS)	1
*	92-5106	Guide-Exhaust Valve (.50 mm OS)	1
19	92-1916	Plug-Taper	1
20	92-1905	Stud	6
21	92-1959	Seat-Intake Valve (.30 mm OS)	3
*	92-5102	Seat-Intake Valve (.60 mm OS)	3
22	92-1976	Seat-Exhaust Valve (.30 mm OS)	3
*	92-5101	Seat-Exhaust Valve (.60 mm OS)	3
23	92-1997	Gasket-Cylinder	1
24		Label-Emission	1

*Not Illustrated

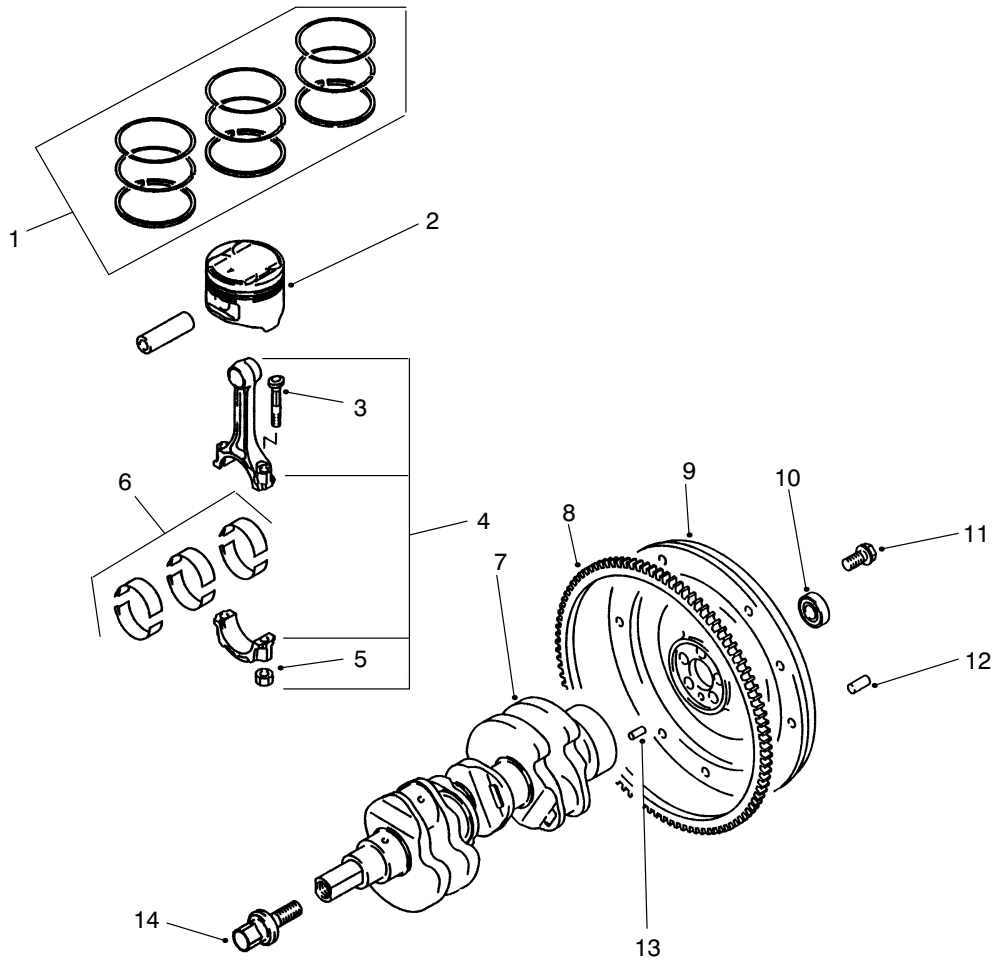


T-1632-1

COVERS & OIL PAN ASSEMBLY

Ref. No.	Part No.	Description	No. Used
1	92-5113	Bolt-Flange Head	3
2	92-1965	Asm-Cover (Incl. Ref.#3)	1
3	92-1962	Gasket	1
4	92-2131	Bolt-Flange Head	2
5	92-2035	Cover-Front	1
6	92-1937	Plate-Rear	1
7	92-1938	Cover-Bell Housing	1
8	48-7610	Bolt-HH	2
9	92-1988	Gasket-Oil	1
10	92-2019	Strainer-Oil	1
11	92-2053	Asm-Oil Pan (Incl. Ref.#13-14)	1

Ref. No.	Part No.	Description	No. Used
12	92-2137	Bolt/washer	2
13	92-1921	Gasket-Oil	1
14	92-1920	Plug-Oil	1
15	92-1967	Asm-Cover (Incl. Ref. #16-17)	1
16	92-1939	Gasket	1
17	92-1940	Gasket	1
18	92-1996	Asm-Cover, Front (Incl. Ref.#19-21)	1
19	92-1907	Cover-Access	1
20	92-1962	Gasket	1
21	92-1966	Gasket	1
22	3253-3	Washer-Lock	2

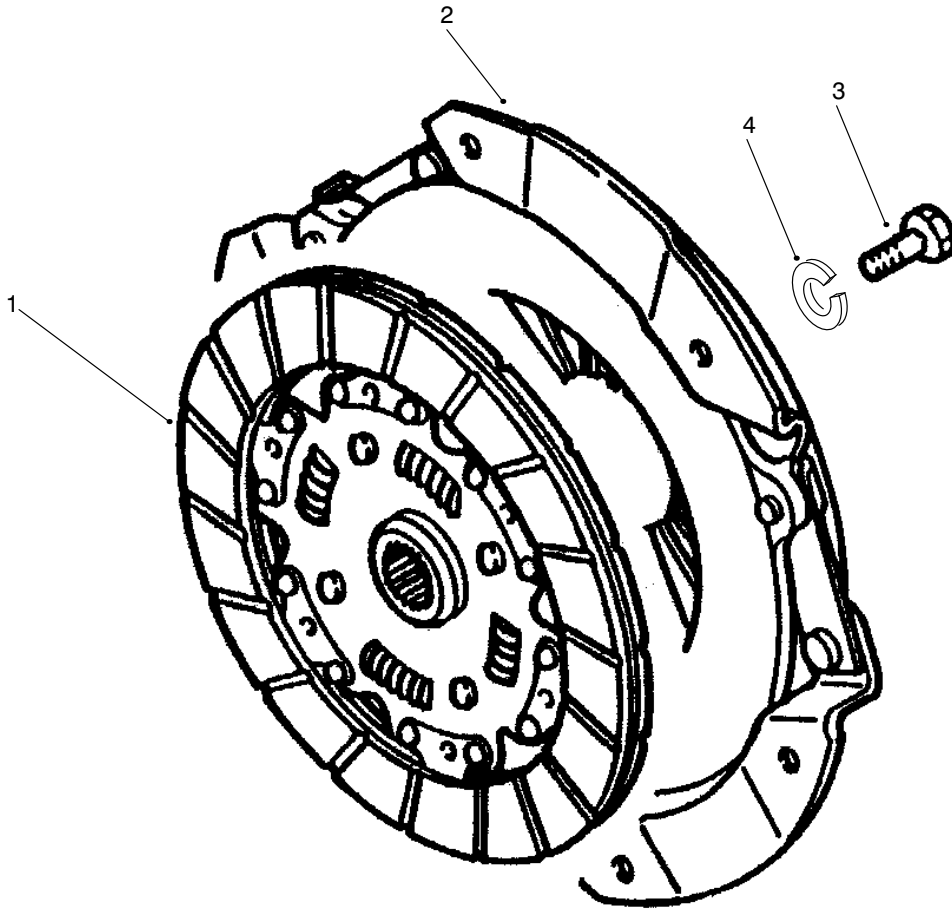


T-1633-1

PISTON & CRANKSHAFT ASSEMBLY

Ref. No.	Part No.	Description	No. Used	Ref. No.	Part No.	Description	No. Used
1	92-2014	Piston Ring Set (Std.)	1	3	92-2003	Bolt-Connecting Rod	6
*	92-5118	Piston Ring Set (.25 mm OS)	1	4	92-1999	Rod-Connecting (Incl. Ref. #3 & 5)	3
*	92-2015	Piston Ring Set (.50 mm OS)	1	5	92-1923	Nut	6
*	92-5120	Piston Ring Set (.75 mm OS)	1	6	92-1957	Rod Bearing Set	1
*	92-5121	Piston Ring Set (1.00 mm OS)	1	7	92-1995	Asm-Crankshaft	1
2	92-2005	Piston & Pin (Std.)	3	8	92-1942	Gear-Ring	1
*	92-2013	Piston & Pin (.50 mm OS)	3	9	92-1980	Flywheel	1
*	92-5116	Piston & Pin (.75 mm OS)	3	10	92-1914	Bearing-Ball	1
*	92-5117	Piston & Pin (1.00 mm OS)	3	11	92-1934	Bolt-Flywheel	5
				12	42-7160	Pin-Dowel	3
				13	92-2148	Pin-Dowel	1
				14	92-2057	Bolt-Crankshaft PTO	1

*Not Illustrated

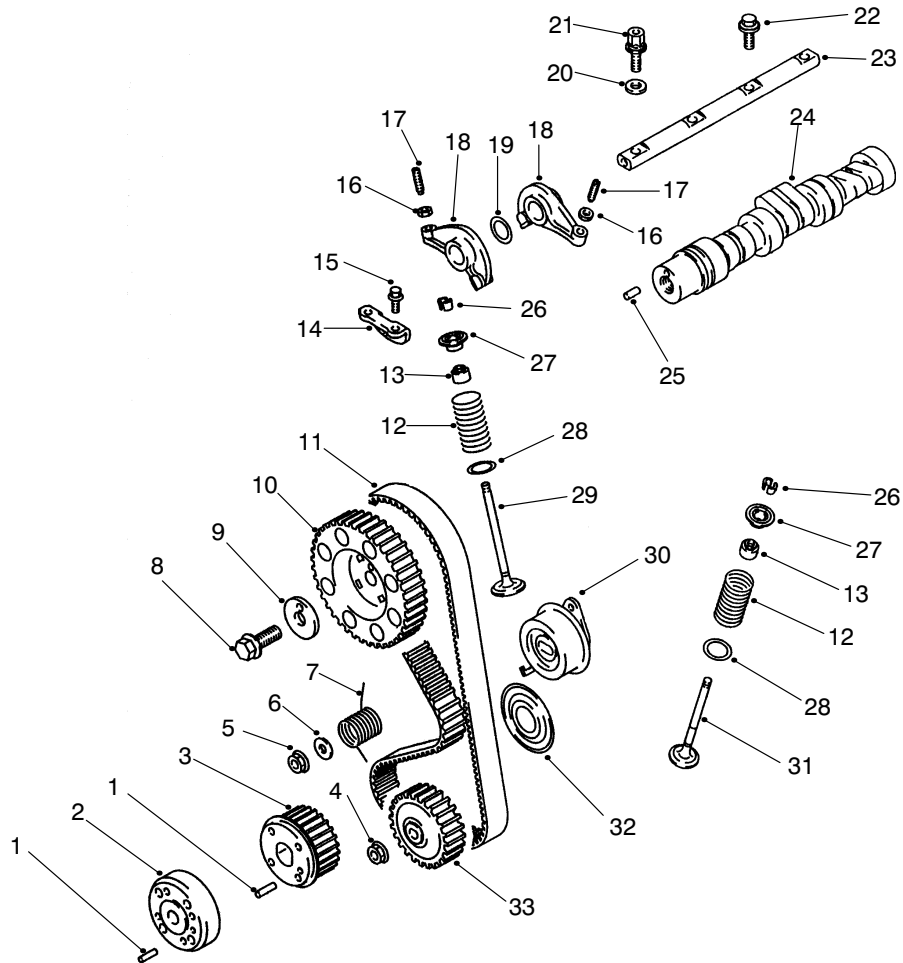


T-1644-1

CLUTCH & CLUTCH RELEASE ASSEMBLY

Ref. No.	Part No.	Description	No. Used
1	98-2959	Disc-Clutch	1
2	98-2958	Cover-Clutch	1

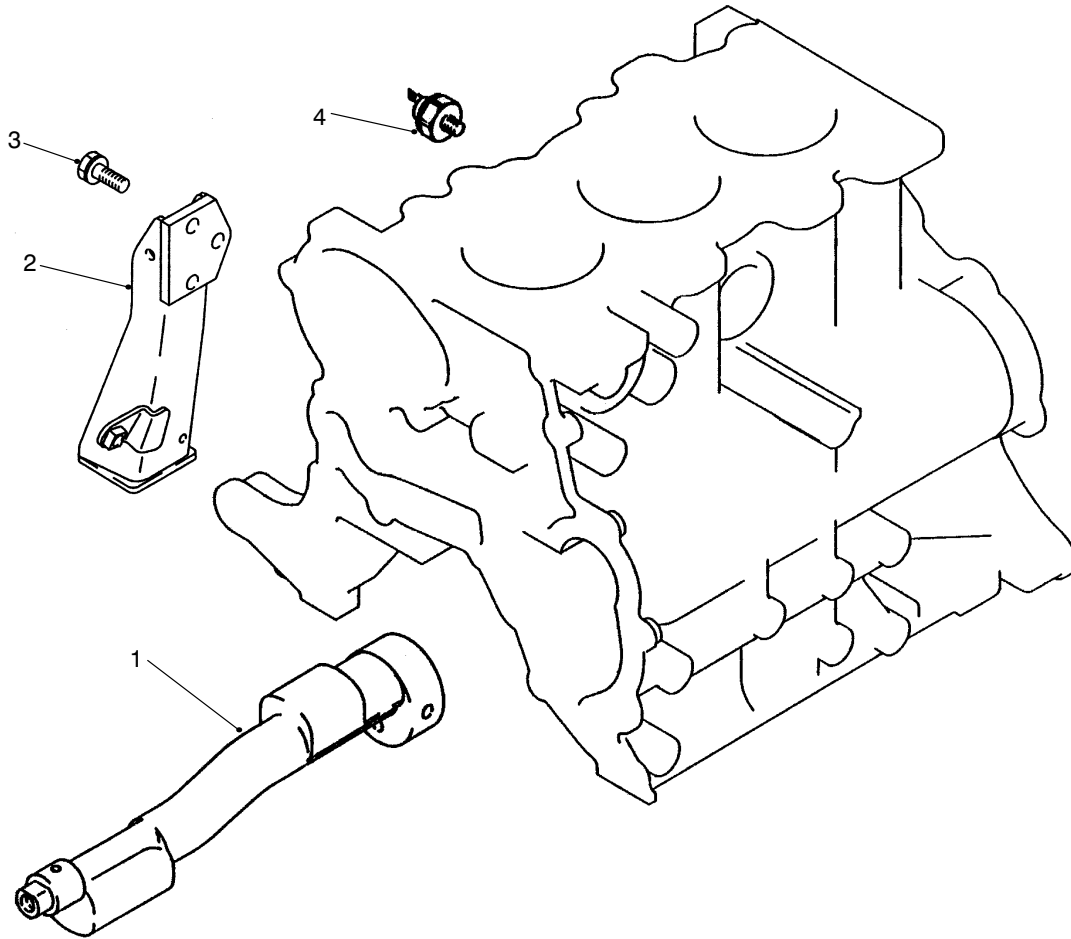
Ref. No.	Part No.	Description	No. Used
3	48-7700	Bolt	6
4	3253-4	Washer-Lock	6



T-1634-1

CAMSHAFT & VALVES ASSEMBLY

Ref. No.	Part No.	Description	No. Used	Ref. No.	Part No.	Description	No. Used
1	92-2149	Pin	2	17	92-1953	Screw-Adjusting	6
2	92-2062	Asm-PTO Adapter (Incl. Ref.#1)	1	18	92-1947	Arm-Rocker	6
3	92-2061	Asm-PTO Sprocket (Incl. Ref.#1)	1	19	92-1930	Washer-Wave	2
4	92-5122	Nut-Timing Belt	1	20	92-1972	Washer	2
5	92-2145	Nut-HFH	1	21	92-2017	Bolt-Rocker Shaft	2
6	92-2147	Washer	1	22	92-2018	Bolt-Rocker Shaft	2
7	92-2001	Spring	1	23	92-1973	Shaft-Rocker Arm	1
8	92-2135	Bolt-HFH	1	24	92-2049	Asm-Camshaft (Incl. Ref.#25)	1
9	92-1922	Washer	1	25	92-2010	Pin-Dowel	1
10	92-2000	Sprocket	1	26	42-7860	Lock-Valve	12
11	92-2059	Belt-Timing	1	27	92-1931	Retainer	6
12	92-1977	Spring-Valve	6	28	92-1936	Seal-Valve	6
13	92-1961	Seal-Valve	6	29	92-1954	Valve-Inlet	3
14	92-1964	Plate-Cam	1	30	92-1968	Tensioner-Belt	1
15	92-2130	Bolt-HFH	2	31	92-1955	Valve-Exhaust	3
16	92-1909	Nut	6	32	92-2056	Flange-PTO	1
				33	92-2042	Sprocket-Oil	1

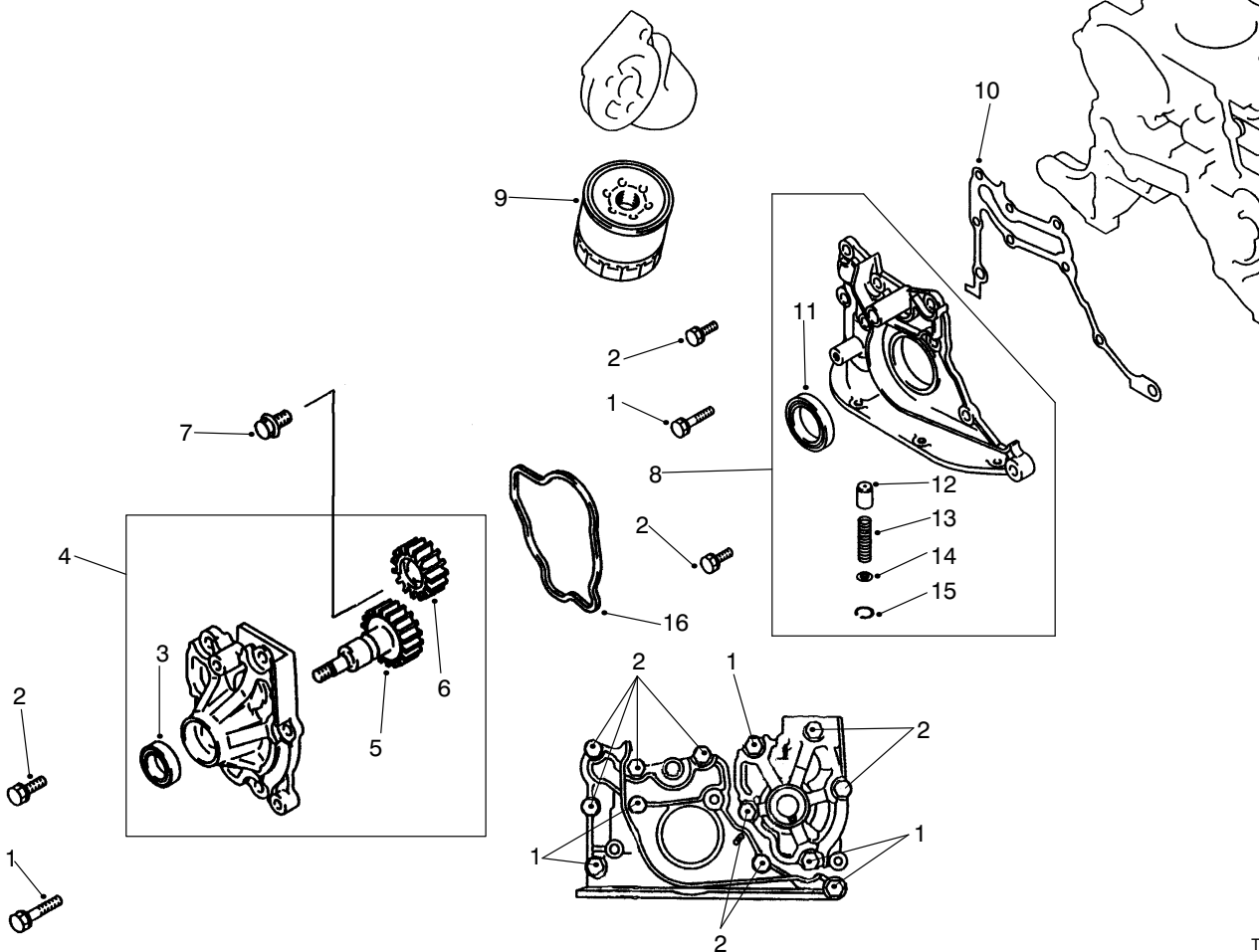


T-1635-1

BALANCER & OIL PRESSURE SWITCH & ENGINE MOUNT

Ref. No.	Part No.	Description	No. Used
1	92-1998	Shaft-Balancer	1
2	92-2022	Mount-Engine	1

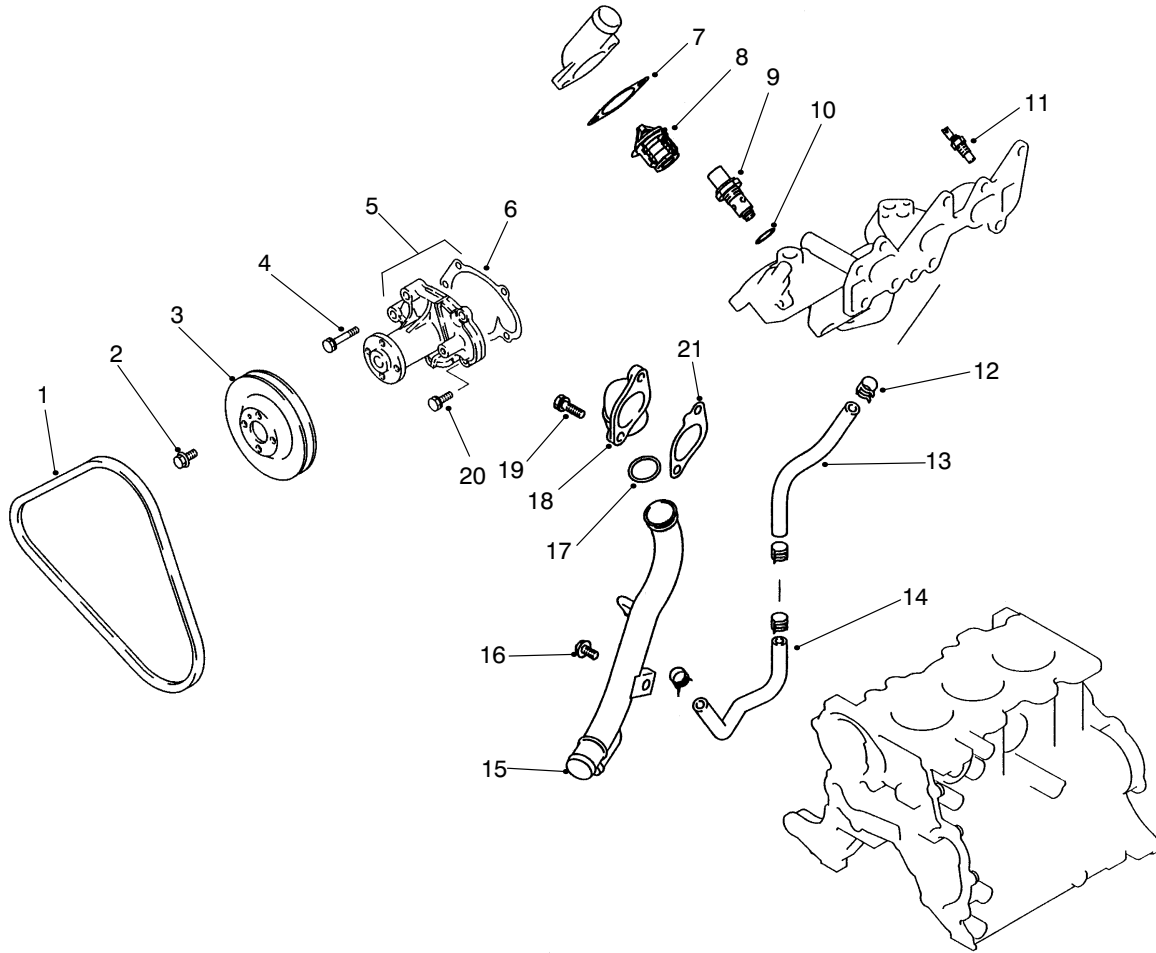
Ref. No.	Part No.	Description	No. Used
3	67-2440	Bolt-Engine Mount	3
4	92-1978	Switch-Oil Pressure	1



T-1636-1

OIL PUMP & FILTER ASSEMBLY

Ref. No.	Part No.	Description	No. Used	Ref. No.	Part No.	Description	No. Used
1	67-2560	Bolt/washer	5	9	67-4330	Filter-Oil	1
2	42-9400	Bolt/washer	8	10	92-1946	Gasket-Front	1
3	92-2032	Seal-Oil	1	11	92-1960	Seal-Oil	1
4	92-2046	Asm-Oil Pump (Incl. Ref.#3, 5 & 6)	1	12	92-1927	Plunger-Relief	1
5	92-1948	Gear-Oil Pump	1	13	92-1928	Spring-Relief	1
6	92-1949	Gear-Oil Pump	1	14	92-1983	Retainer	1
7	92-1918	Bolt-Flange Head	1	15	92-2150	Ring-Snap	1
8	92-1974	Asm-Case (Incl. Ref.#11-15)	1	16	92-1941	Gasket-Oil	1

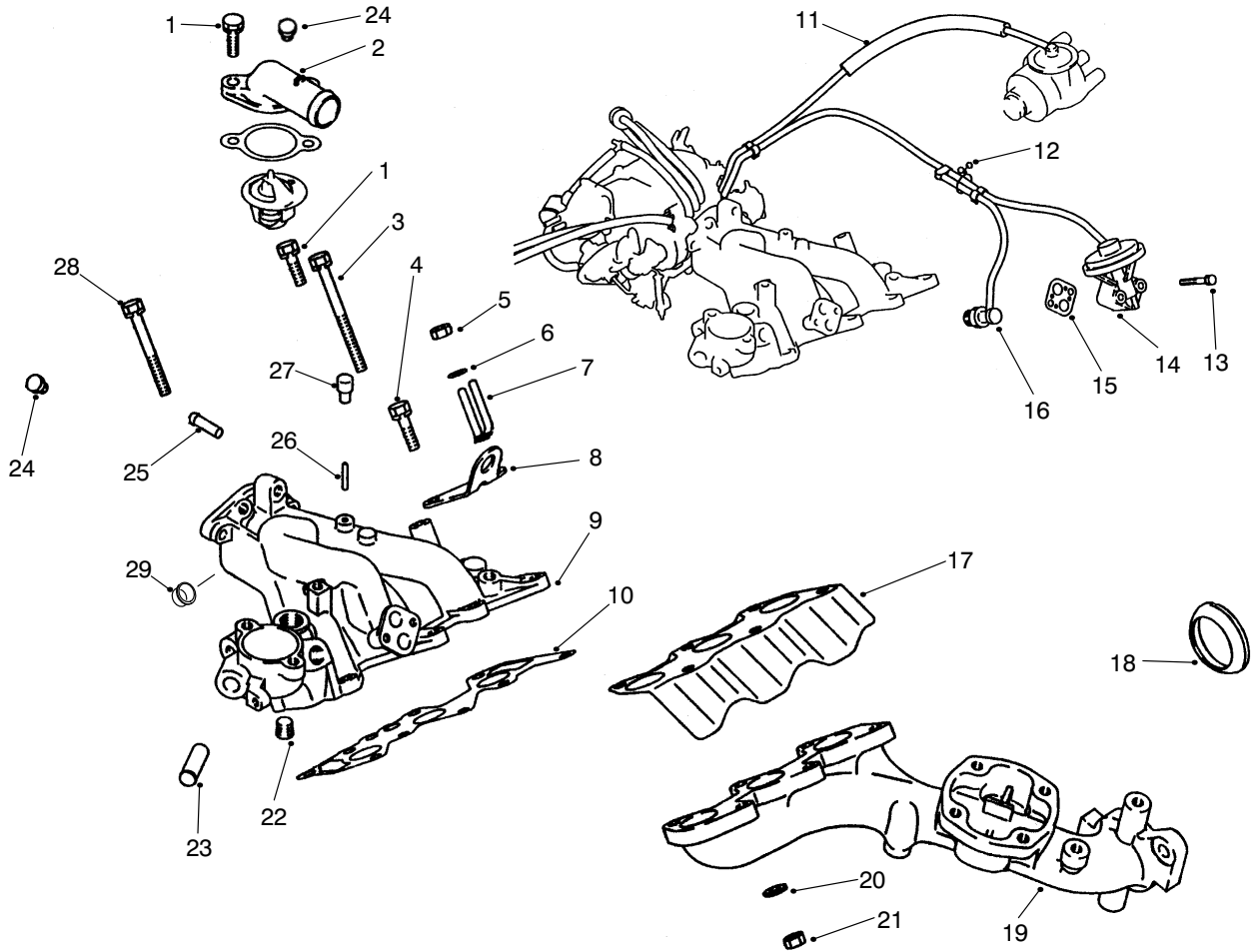


T-1639-1

WATER PUMP & THERMOSTAT ASSEMBLY

Ref. No.	Part No.	Description	No. Used
1	92-2041	V-Belt	1
2	92-5112	Bolt-HFH	4
3	92-2040	Pulley	1
4	92-2142	Bolt/washer	3
5	92-2060	Asm-Water Pump (Incl. Ref.#6)	1
6	92-1989	Gasket	1
7	92-1950	Gasket	1
8	92-2039	Kit-Thermostat (Incl. Ref.#7)	1
9	92-5160	Valve-Thermostat	1
10	92-5161	Gasket	1

Ref. No.	Part No.	Description	No. Used
11	92-1933	Gauge-Water Temperature	1
12	54-1400	Clip	4
13	92-1924	Hose-Water By-Pass	1
14	92-2009	Hose-By-Pass	1
15	92-2024	Pipe-Water	1
16	92-2132	Bolt	1
17	92-1908	O-Ring	1
18	92-2008	Cover	1
19	92-2138	Bolt	2
20	42-9400	Bolt	2
21	92-2155	Gasket-Water Inlet	1

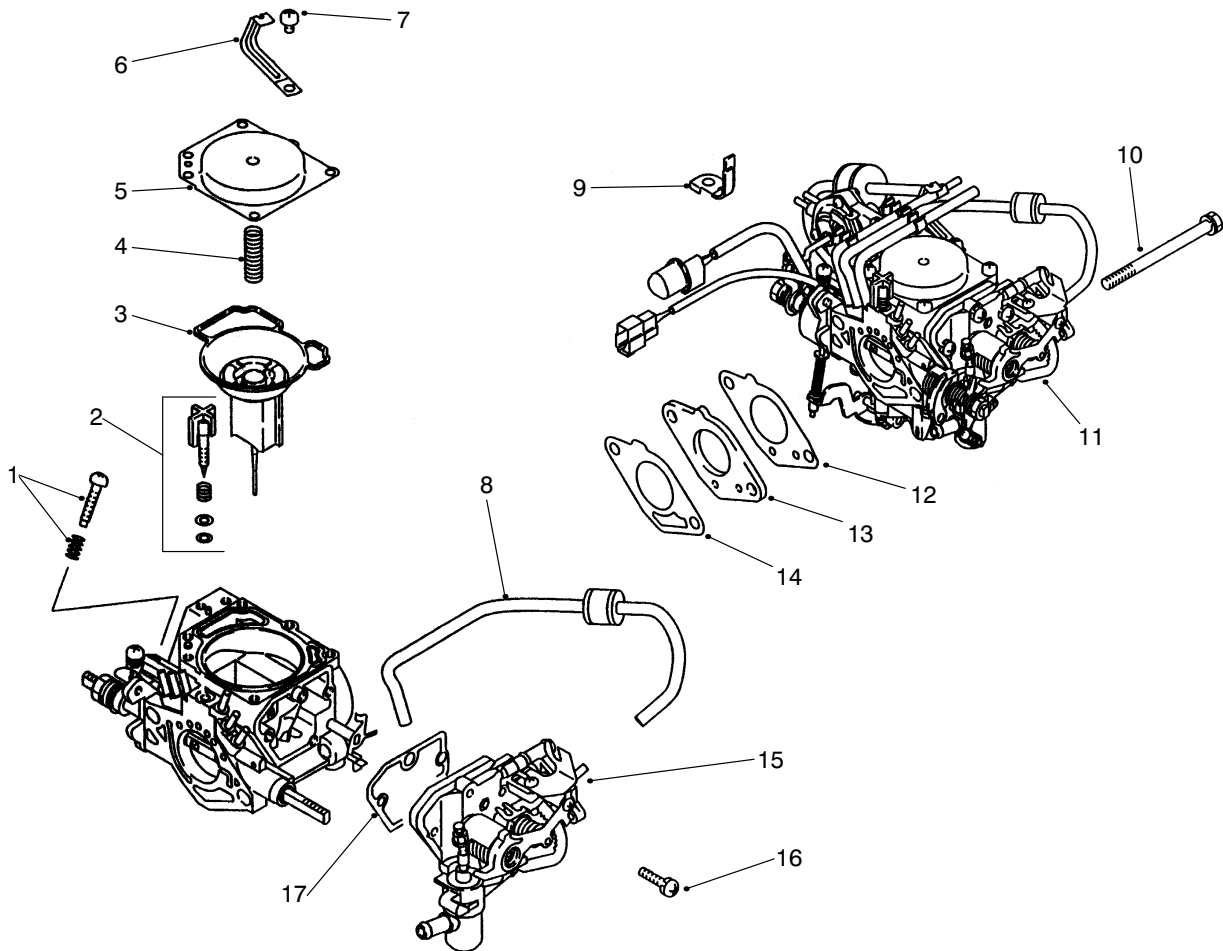


T-1640-1

EXHAUST & INTAKE MANIFOLD ASSEMBLY

Ref. No.	Part No.	Description	No. Used
1	92-2138	Bolt	3
2	92-2157	Outlet-Water	1
3	92-2141	Bolt	2
4	92-2139	Bolt	1
5	67-4670	Nut	2
6	67-3260	Washer	2
7	92-1901	Clip	1
8	92-1963	Mount-Engine	1
9	92-2054	Manifold-Intake (Incl. Ref.#22, 23, 25 & 26)	1
10	92-1993	Gasket-Intake	1
11	92-5164	Asm-Hose	1
12	92-5165	Clip	1
13	92-5166	Bolt	2
14	94-5294	Valve-EGR	1

Ref. No.	Part No.	Description	No. Used
15	92-5163	Gasket-EGR Valve	1
16	92-1906	Asm-Valve	1
17	92-2036	Cover-Exhaust Manifold	1
18	92-2044	Gasket-Exhaust Ring	1
19	92-2023	Manifold-Exhaust	1
20	48-8030	Washer	6
21	48-7930	Nut	6
22	67-2390	Plug-Taper	1
23	92-1912	Pipe-Manifold	1
24	92-5162	Plug-Inlet	2
25	92-1917	Nipple	1
26	92-1951	Nipple	1
27	92-2002	Cap Inlet	1
28	92-2140	Bolt	1
29	92-2151	Cap-Plug	1

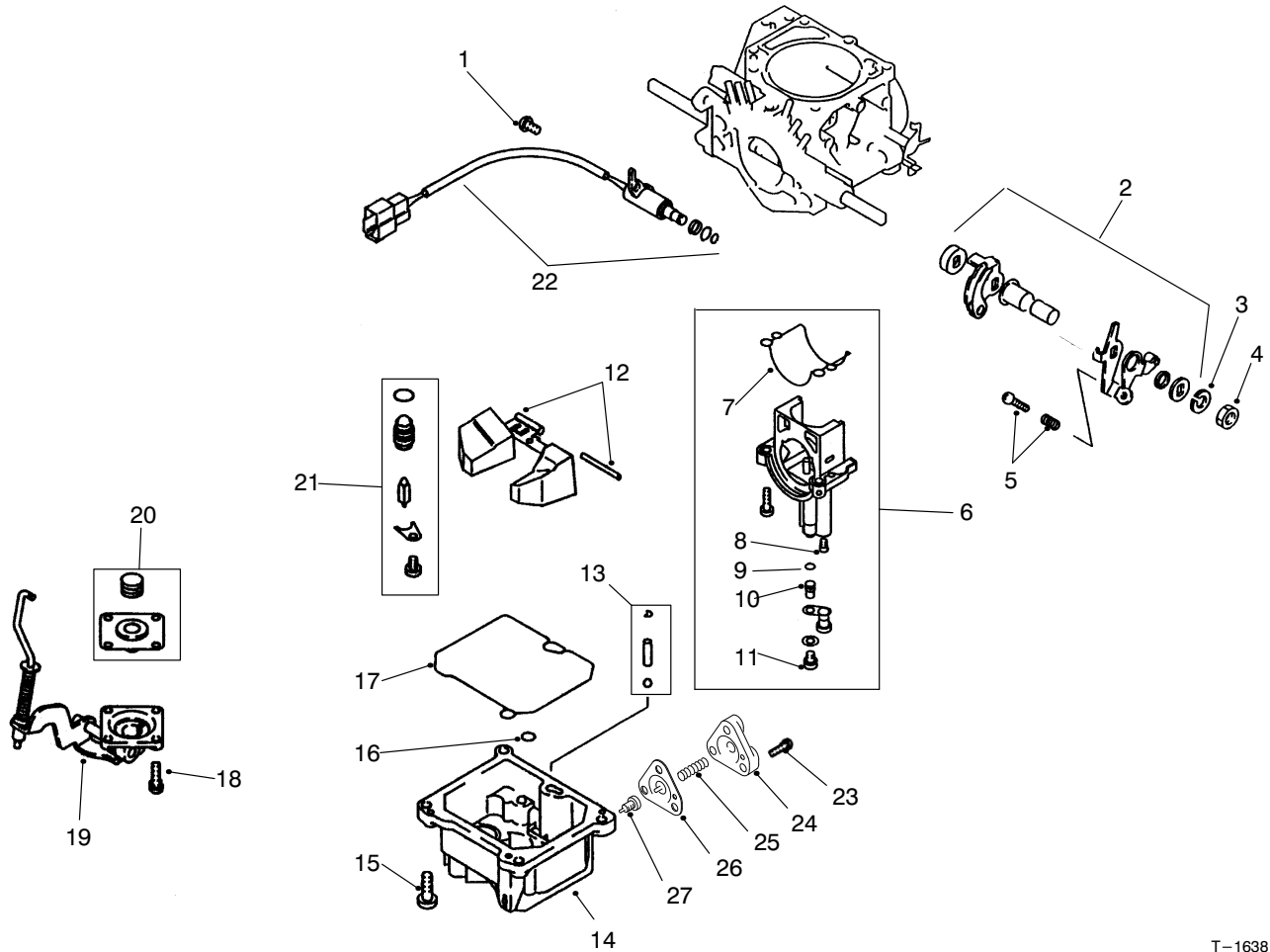


T-1637-1

CARBURETOR INSTALLATION ASSEMBLY

Ref. No.	Part No.	Description	No. Used	Ref. No.	Part No.	Description	No. Used
1	92-5136	Kit-Adjusting Screw	1	10	92-5157	Bolt	2
†2		Kit-Mixing Screw	1	11	94-5288	Carburetor	1
3	92-5142	Valve-Carburetor Piston	1	12	92-2038	Kit-Gasket	1
4	92-5137	Spring	1	13	92-5128	Insulator-Carburetor	1
5	92-5126	Cover-Carburetor Top	1	14	92-2037	Kit-Gasket	1
6	92-5156	Clamp-Carburetor INR	1	15	92-5124	Body-Choke, Auto	1
7	92-5145	Screw	6	16	92-5149	Screw	1
8	92-5134	Orifice-Choke	1	17	92-5143	Gasket-Choke, Auto	1
9	92-5155	Clamp-Carburetor	1				

† Item must be serviced by a Mitsubishi Authorized Toro Dealer/Distributor

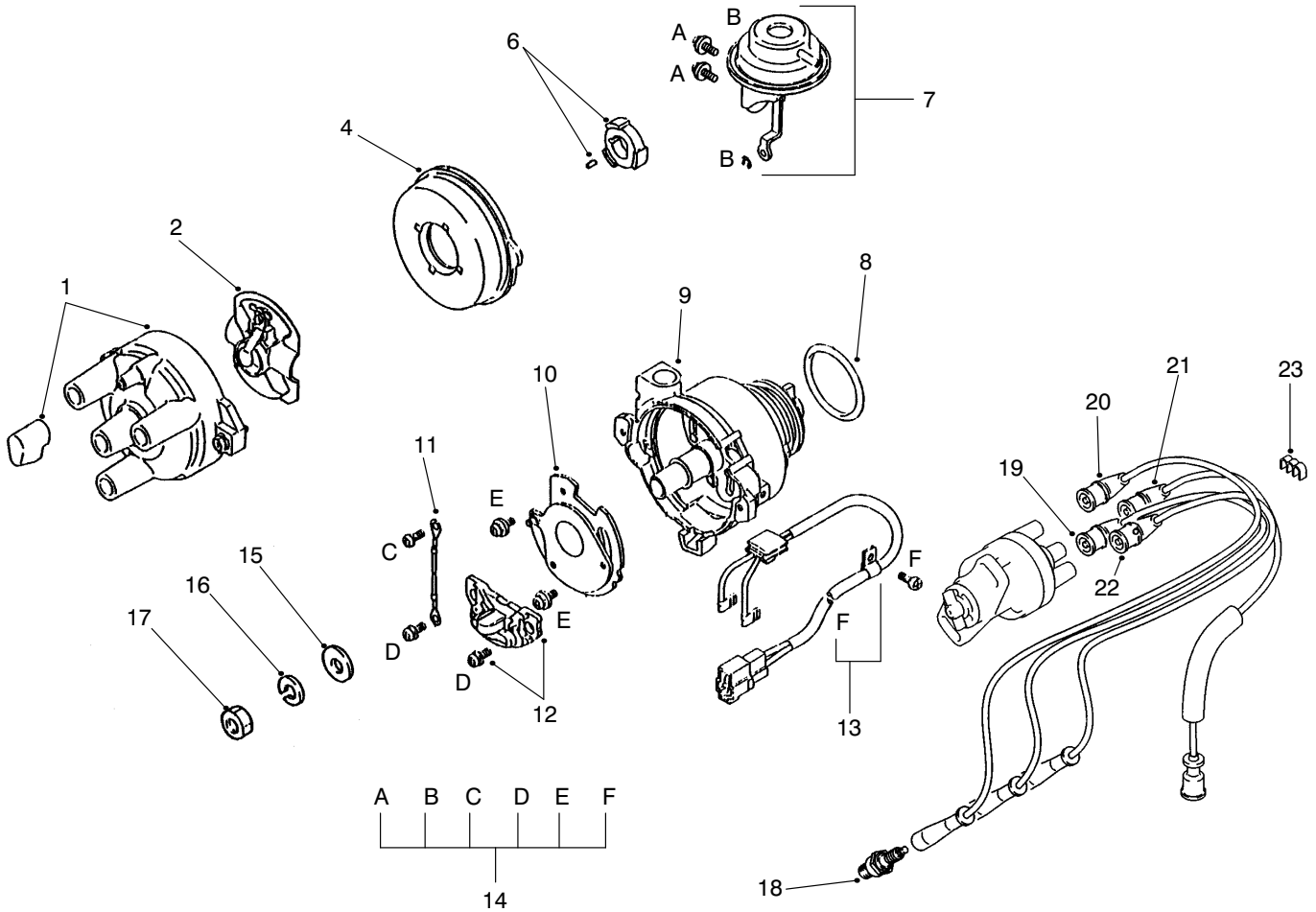


T-1638-1

CARBURETOR ASSEMBLY

Ref. No.	Part No.	Description	No. Used	Ref. No.	Part No.	Description	No. Used
1	92-5148	Screw	1	14	94-5293	Asm-Float Chamber Cover (Incl. Ref. #23-27)	1
2	92-5133	Kit-Lever, Throttle	1	15	92-5147	Screw	4
3	67-3260	Washer	1	16	92-5151	O-Ring	1
4	92-5154	Nut-Carburetor, INR	1	17	92-5153	O-Ring	1
5	92-5135	Kit-Screw Adjusting, Idle	1	18	92-5146	Screw	4
†6		Kit-Holder, Main Jet (Incl. Ref.#7-11)	1	19	92-2110	Cover-Acc. Pump	1
†7		O-Ring	1	20	92-2154	Kit-Diaphragm	1
†8		Jet-Pilot	1	21	92-5140	Kit-Needle Valve	1
†9		O-Ring	1	22	92-5141	Valve-Fuel Cut-Off	1
†10		Jet-Main	1	23		Screw	1
†11		Jet-Power	1	24		Cover-Diaphragm	1
12	92-5127	Kit-Float & Pin	1	25		Spring-Diaphragm	1
13	92-5125	Kit-Check Valve	1	26		Diaphragm-Power Beyond	1
				27		Jet-Power Beyond	1

† Item must be serviced by a Mitsubishi Authorized Toro Dealer/Distributor



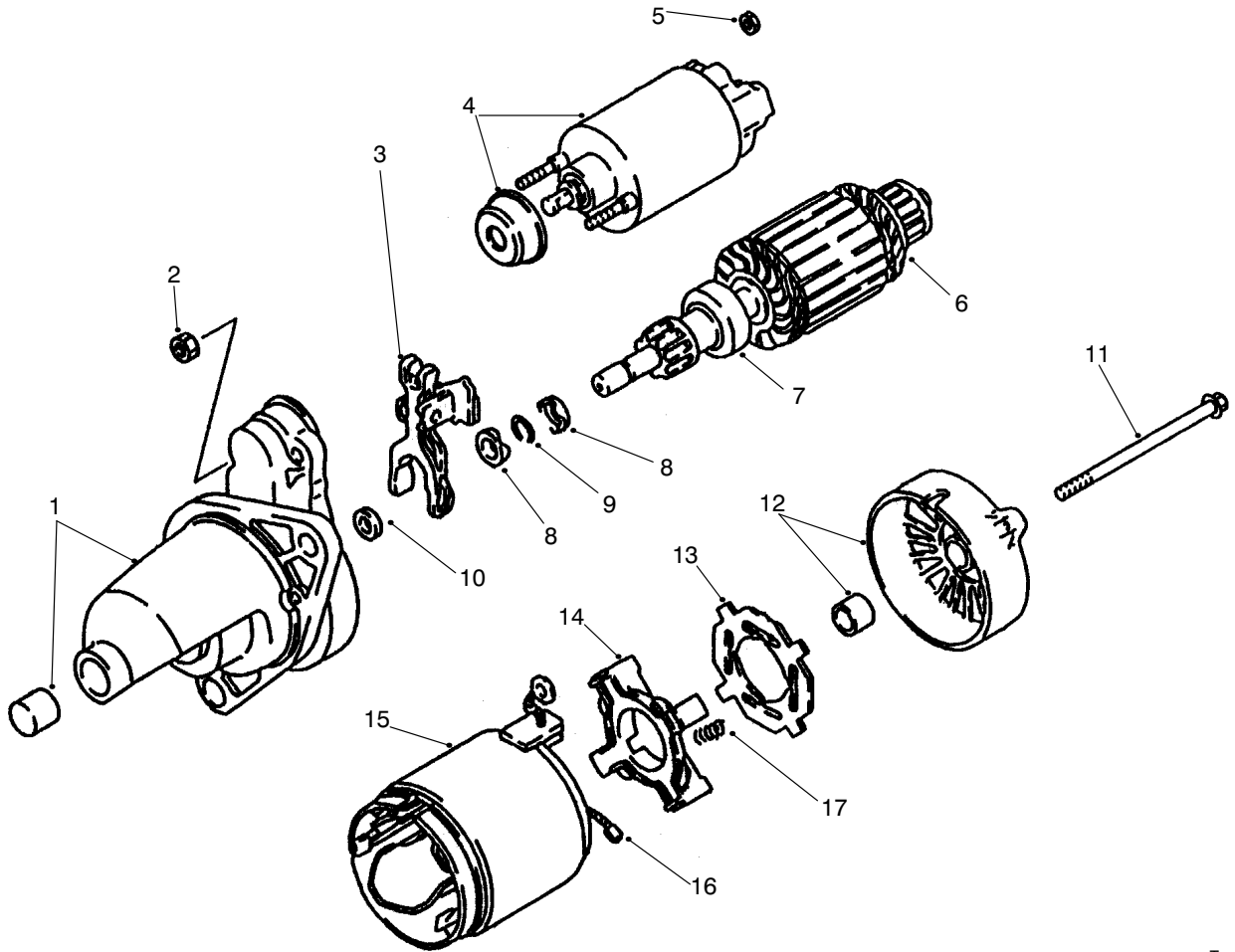
T-1643-1

DISTRIBUTOR ASSEMBLY

Ref. No.	Part No.	Description	No. Used
1	92-2114	Asm-Cap	1
2	92-2113	Rotor	1
4	98-2953	Cover	1
6	92-2116	Asm-Signal Rotor	1
7	92-2117	Chamber-Vacuum	1
8	92-2109	O-Ring	1
9	92-2122	Housing	1
10	92-2118	Plate	1
11	92-2119	Wire-Lead	1
12	92-2108	Igniter Set	1
13	92-2121	Asm-Wire, Lead	1
14	92-2115	Screw Set	1
15	92-2146	Washer	1

Ref. No.	Part No.	Description	No. Used
16	67-3260	Washer	1
17	67-4670	Nut	1
18	92-2153	Plug-Spark (NGK BPR4ES)	3
19	94-5233	Wire-Spark Plug, #2	1
20	94-5232	Wire-Spark Plug, #1	1
21	92-2028	Wire-High Tension	1
22	94-5234	Wire-Spark Plug, #3	1
23	92-5172	Clamp	1
*	92-2043	Asm-Distributor (Incl. Ref.#1-14)	1
*	92-2125	Asm-Spark Plug Wire Set (Incl. Ref.#19-22)	1

*Not Illustrated



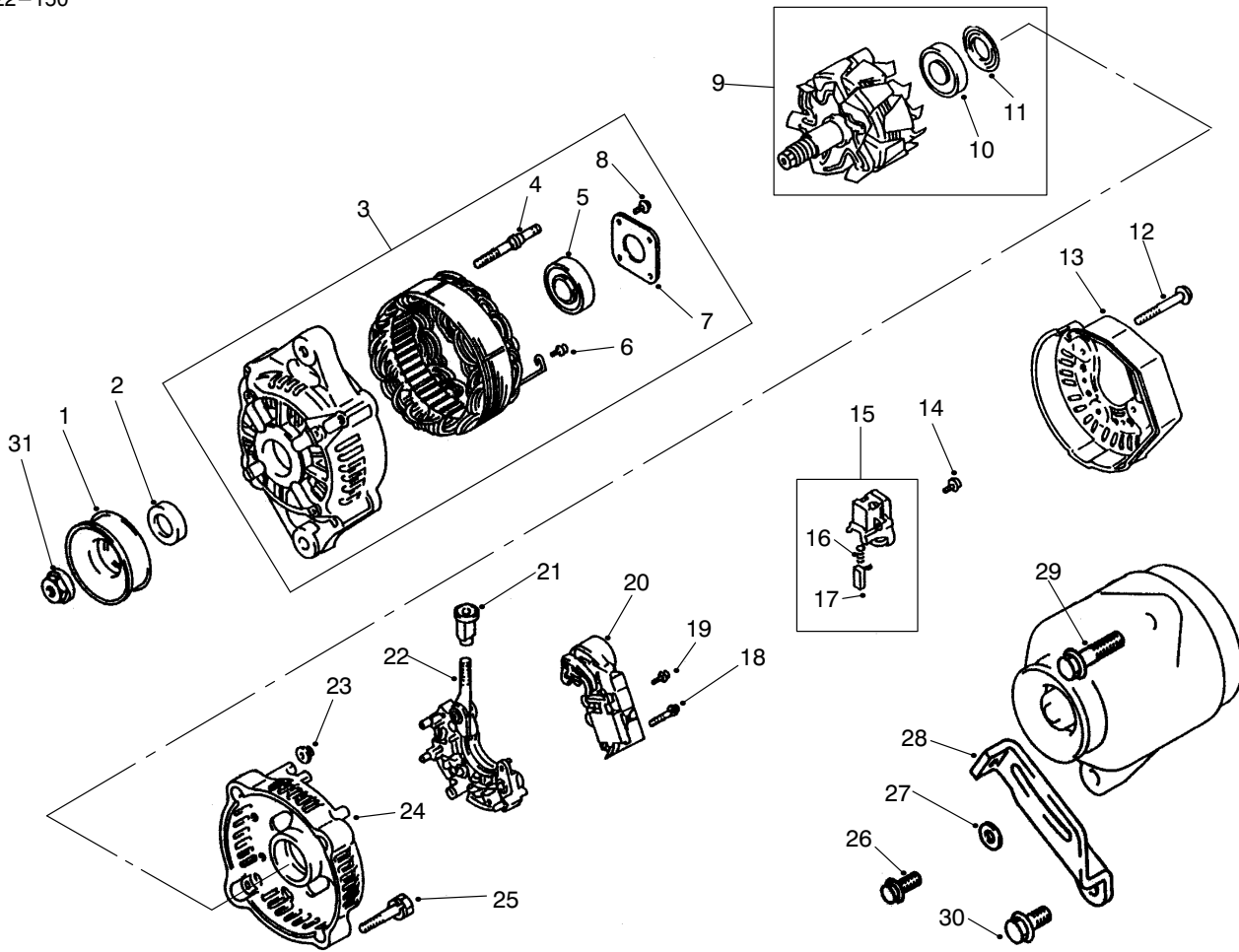
T-1641-1

STARTER ASSEMBLY

Ref. No.	Part No.	Description	No. Used
1	92-5167	Bracket-Front	1
2	92-2106	Nut	2
3	92-2102	Lever-Clutch	1
4	92-2095	Kit-Switch	1
5	92-2107	Nut	1
6	92-2093	Armature	1
7	92-2094	Clutch	1
8	92-2097	Nut	2
9	92-2096	Ring-Snap	1
10	92-2098	Washer	1

Ref. No.	Part No.	Description	No. Used
11	92-2099	Bolt	2
12	92-5168	Bracket-Rear	1
13	92-2092	Insulator	1
14	92-2091	Asm-Holder	1
15	92-2088	Yoke (Incl. Ref.#16)	1
16	92-2089	Brush	4
17	92-2090	Spring	4
*	92-2055	Asm-Starter (Incl. Ref.#1-17)	1

*Not Illustrated



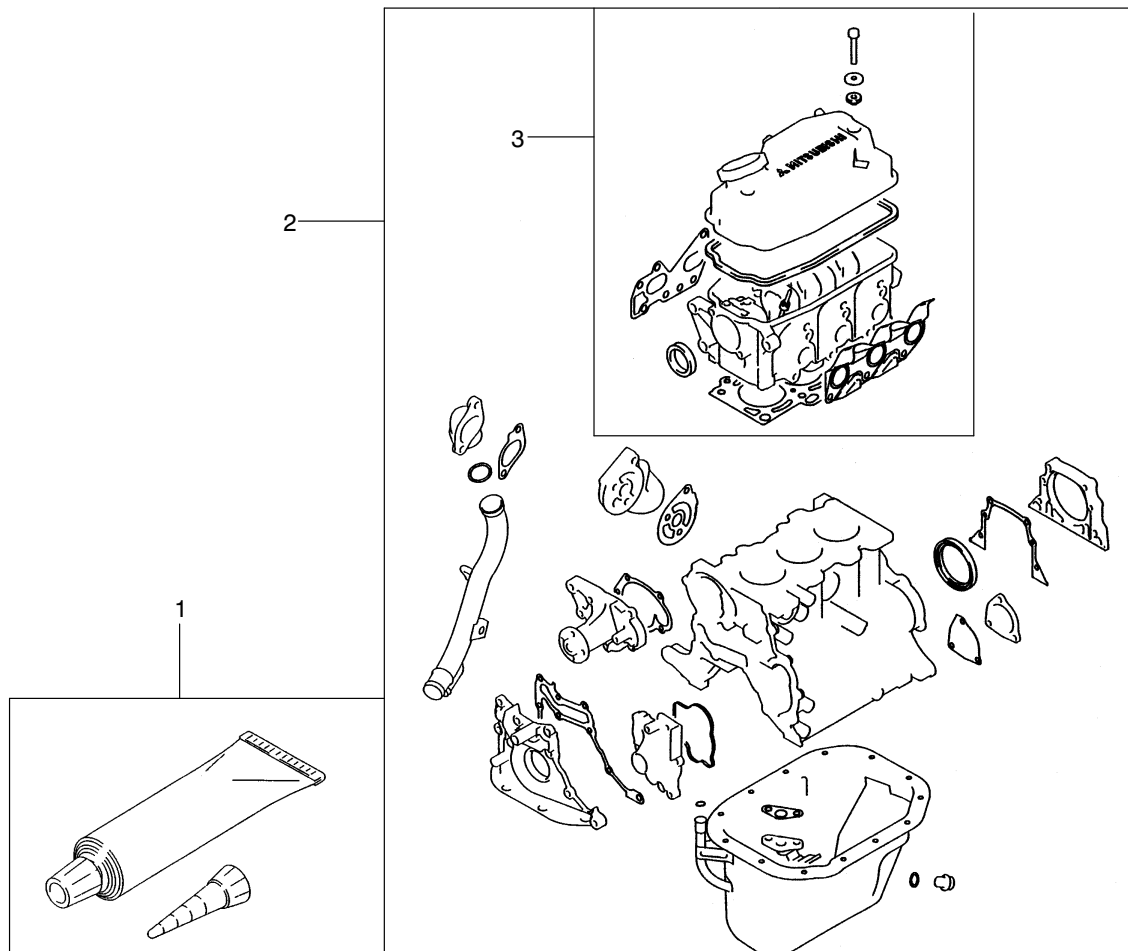
T-1642-1

ALTERNATOR ASSEMBLY

Ref. No.	Part No.	Description	No. Used
1	92-5169	Pulley	1
2	92-2079	Collar	1
3	92-2103	Asm-Bracket, Front (Incl. Ref.#4-8)	1
4	92-2078	Bolt	2
5	92-2065	Bearing	1
6	92-2085	Screw W/washer	6
7	92-2076	Plate	1
8	92-2077	Screw	4
9	92-2075	Asm-Rotor (Incl. Ref.#10-11)	1
10	92-2070	Bearing	1
11	92-2069	Cover-Bearing	1
12	92-2087	Bolt W/washer	3
13	92-2081	Cover-End	1
14	92-2085	Screw W/washer	6
15	92-2073	Asm-Holder (Incl. Ref.#16-17)	1

Ref. No.	Part No.	Description	No. Used
16	92-2067	Spring-Brush	2
17	92-2068	Brush	2
18	92-2071	Screw	2
19	92-2086	Screw W/washer	1
20	92-2084	Regulator	1
21	92-2083	Bushing	1
22	92-2082	Rectifier	1
23	92-2066	Nut	2
24	92-2080	Frame-End	1
25	92-2100	Bolt	2
26	92-2133	Bolt-HFH	1
27	92-1984	Washer	1
28	92-2011	Brace	1
29	92-1932	Bolt	1
30	92-2134	Bolt-HFH	1
31	92-2156	Nut-Alternator	1
*	92-2025	Asm-Alternator (Incl. Ref.#1-25 & 31)	1

*Not Illustrated



T-1629-1

GASKET KIT

Ref. No.	Part No.	Description	No. Used
1	92-5100	Gasket-Liquid	1
2	92-2127	Kit-Overhaul Gasket	1

Ref. No.	Part No.	Description	No. Used
3	92-2126	Kit-Gasket, Upper	1

PRODUCT CHANGES

In an effort to make improvements available to TORO owners as quickly as possible, minor changes are incorporated into Toro's products from time to time that do not become immediately shown in the Parts Catalog. If such a change has been made in your unit, which is not reflected in your manual, see your TORO Distributor or his Authorized TORO Service Dealer for information and part numbers.

IDENTIFICATION AND ORDERING

MODEL AND SERIAL NUMBERS

The Workman 3210 has two identification numbers; a model number and a serial number. The two numbers are stamped on a plate which is located on the main frame. In any correspondence concerning the Workman 3210, supply model and serial numbers to assure that correct information and replacement parts are obtained.

To order replacement parts from an Authorized TORO Service Dealer, supply the following information:

1. Model and serial number of the Workman 3210.
2. Part number, description, and the quantity of part(s) desired.

NOTE: Do not order by reference number if a parts catalog is being used; use the PART NUMBER.

TABLE OF CONTENTS

Description	Page	Description	Page
Front Bumper & Hood Assembly	1	Transaxle Installation Assembly	33-34
Control Panel Assembly	2-3	Transaxle Case Assembly	35
Electrical Schematic	4	Countershaft Assembly	36
Steering Linkage Assembly	5	Transaxle Gear Shafts Assembly	37
Steering Gear Assembly No. 87-1500	6-7	Shift Fork Assembly	38
Brake & Accelerator Pedal Assembly	8	Differential Gear Assembly	39
Master Brake Cylinder No. 94-3800	9	Battery Mount Assembly	40
Hydraulic Brake Line Routing Assembly	10	Fuel Tank Assembly	41
Hydraulic Schematic	11	Air Cleaner & Fuel Supply Assembly	42
Clutch Linkage Assembly	12	Air Cleaner Assembly No. 95-5805	43
Seat Base Assembly	13	Steering Line Assembly	44
Seat Belt Assembly	14	Backup Alarm & Tail Light Assembly	45
Seat Back Assembly	15	Cylinder Block Assembly	46
R.O.P.S. Assembly	16	Rocker Cover & Cylinder Head Assembly	47
Console Assembly	17	Covers & Oil Pan Assembly	48
Parking Brake Assembly	18	Piston & Crankshaft Assembly	49
Front Suspension Assembly	19	Clutch & Clutch Release Assembly	50
Front Suspension Control Arm Assembly	20	Camshaft & Valves Assembly	51
Front Wheel Assembly	21	Balancer & Oil Pressure Switch & Engine Mount	52
Front Brake Assembly	22	Oil Pump & Filter Assembly	53
Rear Frame & Relay Assembly	23	Water Pump & Thermostat Assembly	54
Rear Axle Assembly	24	Exhaust & Intake Manifold Assembly	55
Rear Brake Assembly	25	Carburetor Installation Assembly	56
Radiator & Hydraulic Pump Assembly	26	Carburetor Assembly	57
Hydraulic Pump Assembly No. 99-1054	27	Distributor Assembly	58
Hydraulic Pump Drive Assembly	28	Starter Assembly	59
Engine Frame Assembly	29	Alternator Assembly	60
Engine Installation Assembly	30	Gasket Kit	61
Governor Assembly	31		
Governor Assembly 87-8720	32		

