



Count on it.

Parts Catalog

**Workman® HDX
Utility Vehicle**

Model No. 07383—Serial No. 315001001 and Up



Ordering Replacement Parts

To order replacement parts, please supply the part number, the quantity, and the description of each part desired.

Understanding Reference Numbers

Each identified part in an illustration has a reference number. The reference number for a part also appears in the parts list, along with other information about the part.

This catalog uses two special reference number formats, one to indicate parts in a service assembly and another to indicate the quantity of a given part in an illustration.

Service Assembly Reference Numbers

Parts in service assemblies have reference numbers in the form a:b. The a represents the reference number of the entire service assembly and the b represents a sequential number unique to each part within the service assembly.

For example, a wheel assembly might be identified by reference number 6, the tire by 6:1, the valve by 6:2, and the wheel by 6:3. When you order the assembly identified by reference number 6, you receive all parts identified by reference numbers 6:1, 6:2, and 6:3. However, you may also order any part individually. Reference numbers of this type appear in illustration and in parts lists.

Reference Numbers Indicating Quantity

In an illustration, if a reference number indicates more than one part, the reference number has the form nX y. The n represents the quantity of the part, the X is the multiplication symbol, and the y represents the reference number.

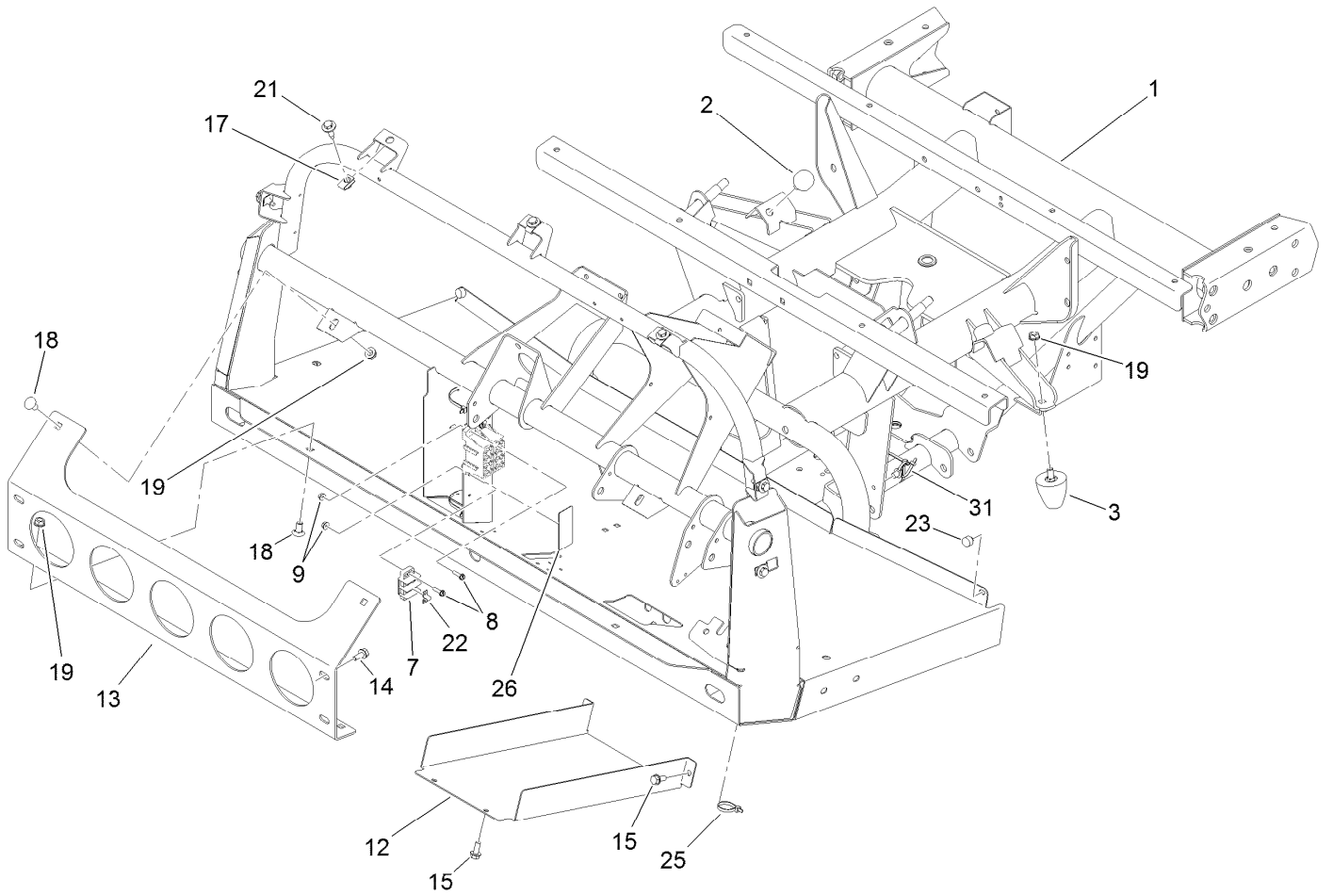
For example, in an illustration, the reference number 2X 37 means that two of the parts identified by reference number 37 are indicated.

Contents

Front Frame Assembly	5
Rear Frame and Suspension Assembly	6
Rear Axle Assembly	7
Brake Caliper Assembly No. 127-7424	8
Driveshaft Assembly No. 114-8367	9
Front and Rear Brake Line Assembly	10
Front Suspension Assembly	11
Steering and Front Wheel Assembly	12
Steering Linkage Assembly	13
Hydraulic Cylinder Assembly No. 112-3217	14
Front Control Arm Assembly	15
Brake and Clutch Pedal Assembly	16
Master Cylinder Assembly No. 104-6782	17
Accelerator Assembly	18
Console Assembly	19
Shift Assembly No. 106-7887	21
Bumper, Hood and Seat Base Assembly	22
Dash Assembly	23
Steering Hydraulic Assembly	24
Steering Valve Assembly No. 120-4813	25
Seat Assembly	26
Roll-Over Protection System Assembly	27
Pin and Clevis Assembly	28
Engine Sub Frame Assembly	29
Engine and Exhaust Assembly	30
Cooling System Assembly	31
Radiator Assembly	32
Clutch Linkage Assembly	33
Transaxle Assembly	34
Case Assembly Transaxle Assembly No. 115-7783	35
Center Plate Assembly Transaxle Assembly No. 115-7783	36
Main Shaft Assembly Transaxle Assembly No. 115-7783	37
Reduction Shaft Assembly Transaxle Assembly No. 115-7783	38
Reverse Shaft Assembly Transaxle Assembly No. 115-7783	39
Main Shift Assembly Transaxle Assembly No. 115-7783	40
Hi-Lo Shift Assembly Transaxle Assembly No. 115-7783	41
Countershaft Assembly Transaxle Assembly No. 115-7783	42
Differential Gear Assembly Transaxle Assembly No. 115-7783	43
Differential Carrier Assembly Transaxle Assembly No. 115-7783	44
Differential Lock Assembly Transaxle Assembly No. 115-7783	45
Axle Shaft Assembly Transaxle Assembly No. 115-7783	46
Battery Assembly	47
Tail Light and Fender Assembly	48
Fuel System Assembly	49
Hydraulic Lift Cylinder Assembly	50
Hydraulic Cylinder Assembly No. 106-7939	52
Main Hydraulic Pump and Lift Valve Assembly	53
Control Valve Assembly No. 43-1950	55
Hydraulic Gear Pump Assembly No. 114-8302	56
Air Cleaner Assembly	57
Air Cleaner Assembly No. 106-5277	58
Front and Rear Wire Harness Assembly	59
Crankcase Assembly	60
Oil Pan Assembly	61

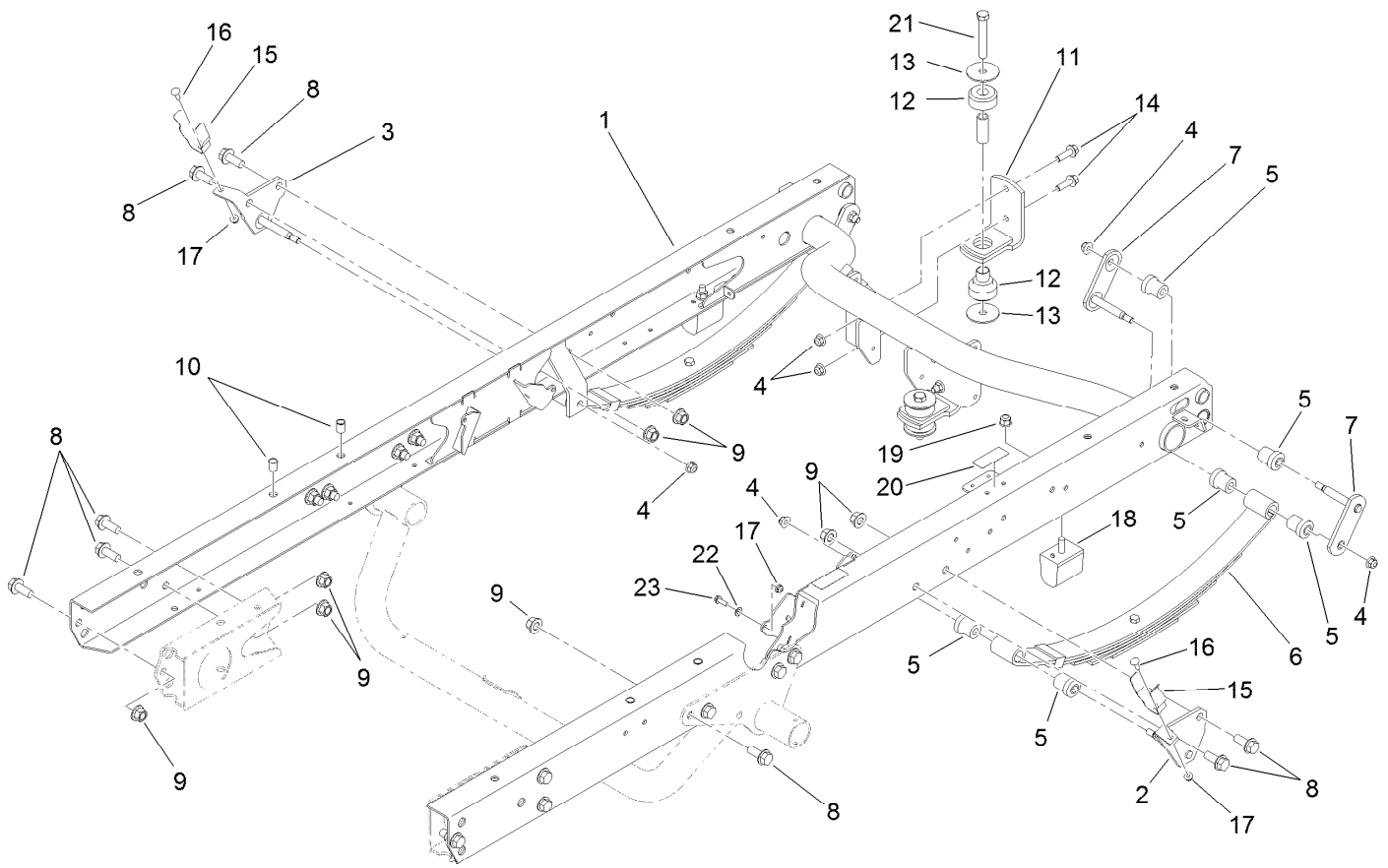
Contents (continued)

Cylinder Head Assembly	62
Gear Case and Oil Filter Cartridge Assembly	63
Cylinder Head Cover Assembly	64
Dipstick, Guide and Oil Pump Assembly	65
Main Bearing Case Assembly	66
Cam Shaft and Idle Gear Shaft Assembly	67
Piston and Crankshaft Assembly	68
Flywheel, Starter and Sensor Switch Assembly	69
Injection and Fuel Pump Covers Assembly	70
Alternator and Pulley Assembly	71
Alternator Components Assembly	72
Starter Components Assembly	73
Thermostat and Water Pump Assembly	74
Valve and Rocker Arm Assembly	75
Inlet Manifold Assembly	76
Exhaust Manifold Assembly	77
Wire Harness Assembly	78
Electronic Control Unit Assembly	79
Operator Manual and Miscellaneous Engine Parts	80
Upper Engine Gasket Kit	81
Lower Engine Gasket Kit	82
Attachments and Accessories	83



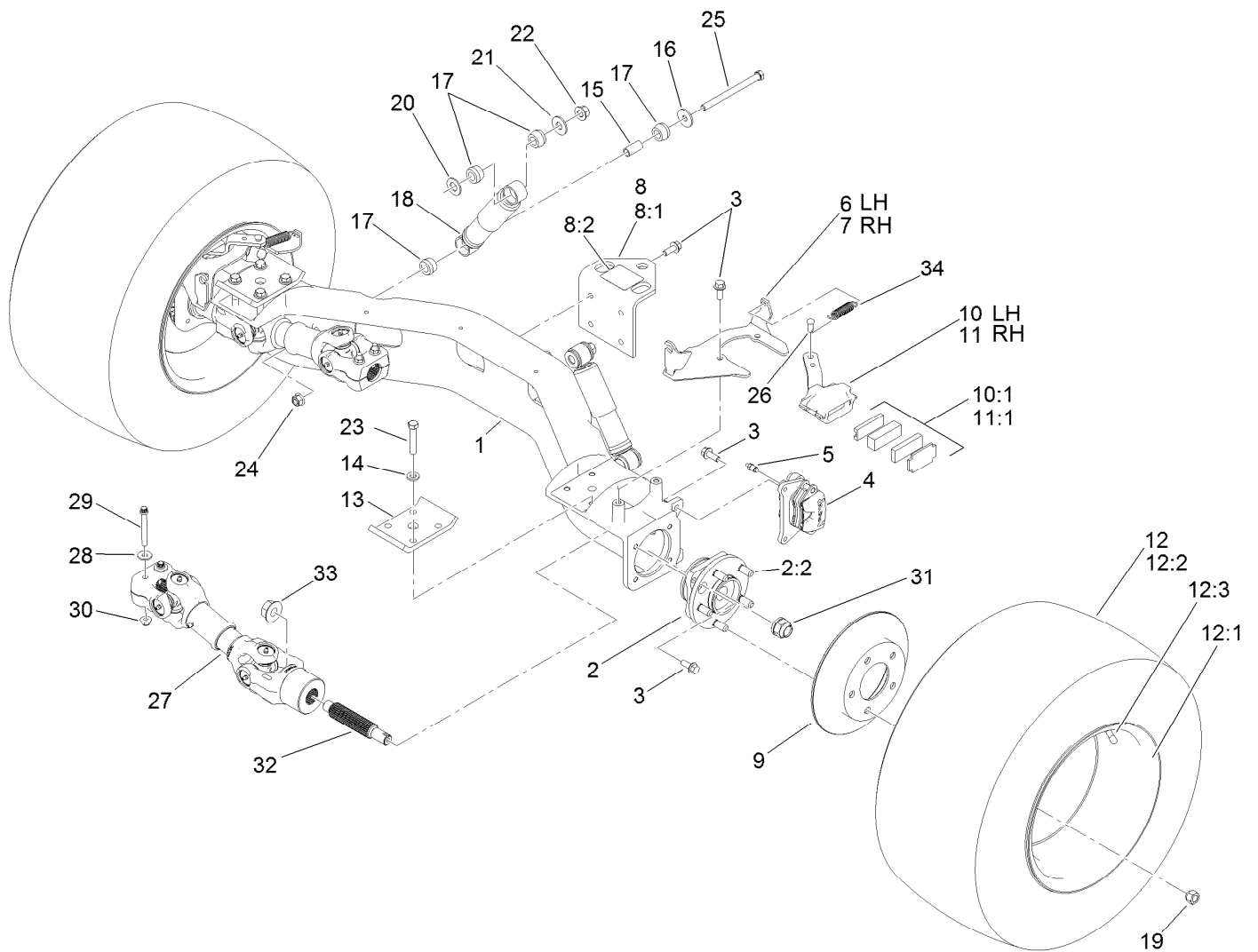
Front Frame Assembly

<i>Ref.</i>	<i>Part Number</i>	<i>Qty.</i>	<i>Description</i>	<i>Ref.</i>	<i>Part Number</i>	<i>Qty.</i>	<i>Description</i>
1	120-5083-03	1	Frame-Front	17	94-2413	7	Nut-U
2	87-2440	2	Bumper-Rubber	18	3231-21	4	Screw-CARR
3	26-0071	2	Snubber-Rubber	19	3290-357	6	Nut-HHF, Whiz
7	42862	1	Block-Terminal, Ground	21	114-8418	7	Screw-HWH, Sems
8	32105-13	6	Screw-HWH	22	42863	1	Strip-Jumper
9	3290-148	6	Nut-HF	23	107-8042	2	Bumper-Rubber
12	106-2427-03	1	Cover	25	3290-379	9	Tie-Cable
13	114-8272-03	1	Bracket-Bumper	26	115-7813	1	Decal-Fuse
14	3234-14	4	Screw-HHF	31	32180-030	2	Clip-Tie
15	32144-11	4	Screw-Thd Roll, HWH				



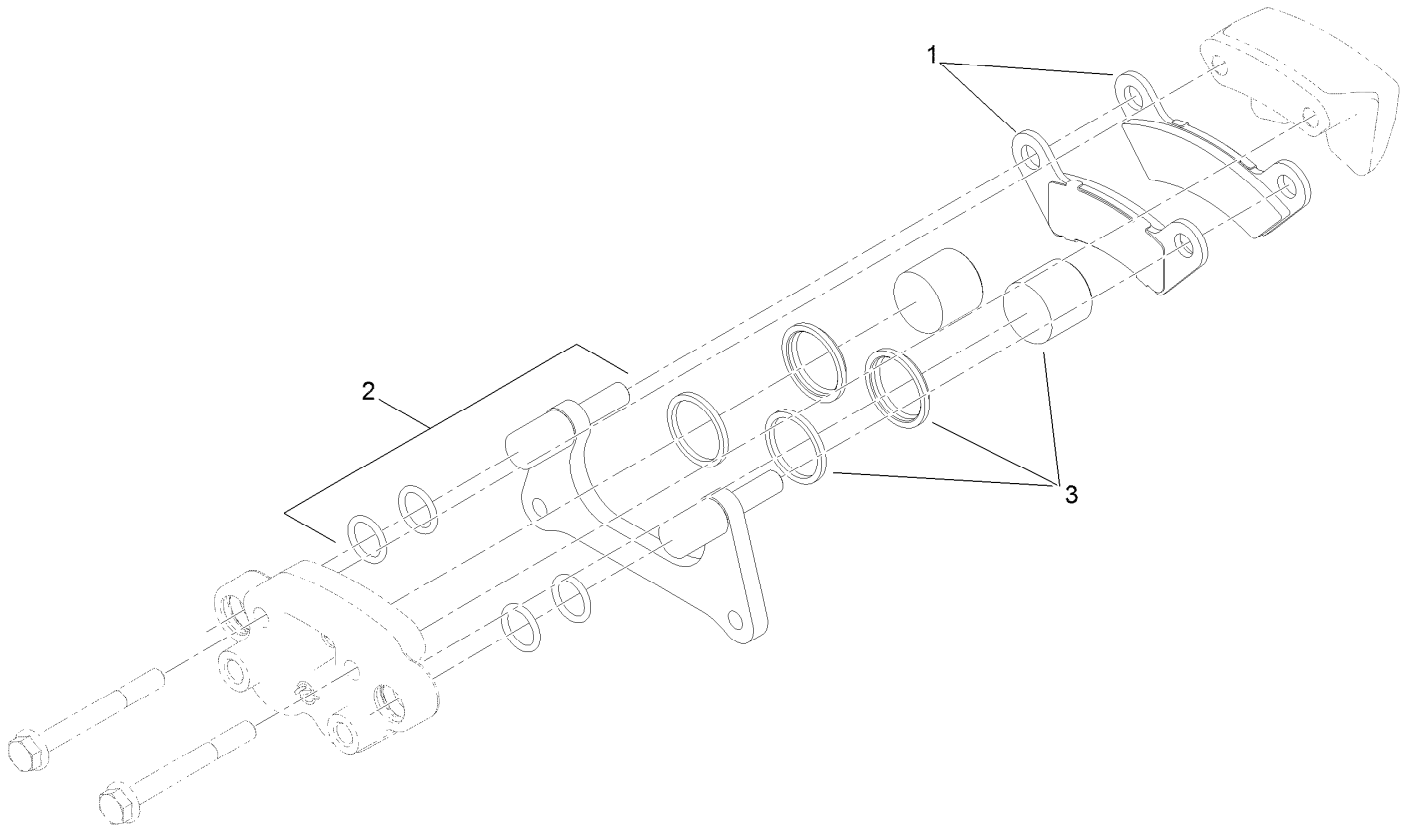
Rear Frame and Suspension Assembly

<i>Ref.</i>	<i>Part Number</i>	<i>Qty.</i>	<i>Description</i>	<i>Ref.</i>	<i>Part Number</i>	<i>Qty.</i>	<i>Description</i>
1	115-2255-03	1	Frame-Rear	13	87-5100	4	Washer-Snubbing
2	131-3474	1	Mount-Spring, LH	14	3234-24	4	Screw-HHF
3	131-3472	1	Mount-Spring, RH	15	108-3109	2	Retainer-Cylinder
4	104-8301	10	Nut-HF, NI	16	3229-1	2	Bolt-CARR
5	87-4760	12	Bushing-Rubber	17	104-7201	3	Nut-HF
6	87-1490	2	Spring-Leaf, Rear	18	87-3470	2	Bumper
7	131-3476	4	Shackle	19	103-9511	2	Nut-Lock, NI
8	3234-38	18	Screw-HHF	20	115-2047	2	Decal-Surface, Hot
9	99-5107	18	Nut-Lock	21	33116-080	2	Screw-HH
10	32148-9	4	Nut-Clinch	22	3255-8	1	Washer-Lock
11	87-5800-03	2	Mount-Transaxle	23	32105-15	1	Screw-HWH
12	106-7865	2	Mount-Engine				



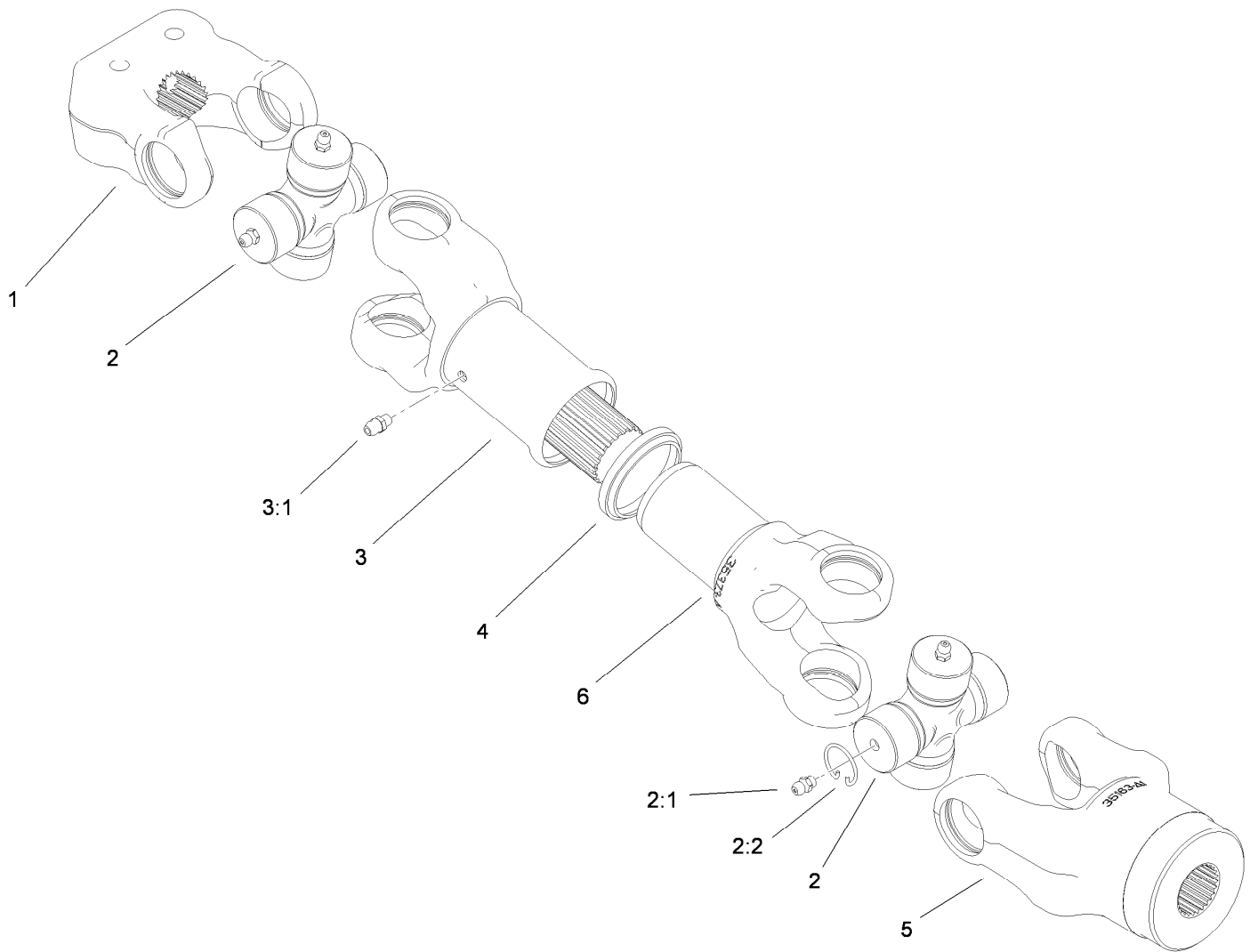
Rear Axle Assembly

Ref.	Part Number	Qty.	Description	Ref.	Part Number	Qty.	Description
1	119-9515	1	Axle-Rear	14	87-7480	8	Washer
2	121-9751	2	Hub-Bearing, Wheel	15	87-3600	2	Spacer-Absorber, Shock
2:2	121-9752	5	Stud-Wheel	16	87-5330	2	Washer
3	3234-11	20	Screw-HHF	17	87-3920	8	Bushing
4	127-7424	2	Brake Caliper ASM	18	87-3110	2	Absorber-Shock
5	119-9509	2	Screw-Bleed	19	242-50	10	Nut-Lug
6	115-2362-03	1	Bracket-Caliper, LH	20	3256-27	2	Washer-Flat
7	115-2359-03	1	Bracket-Caliper, RH	21	3256-6	2	Washer-Flat
8	115-7742	1	Hitch ASM	22	99-5107	2	Nut-Lock
8:1	92-5951-03	1	Angle-Hitch	23	115-2398	8	Bolt-HH
8:2	115-7740	1	Decal-Load, Towing	24	114-8417	2	Nut-HF, NI
9	114-8351	2	Rotor-Brake	25	114-8424	2	Screw-HH
10	114-8365	1	Caliper-Mechanical, LH	26	283-85	2	Pin-Clevis
10:1	115-7847	1	Parking Brake Pad Kit	27	114-8367	2	Driveshaft ASM
11	114-8366	1	Caliper-Mechanical, RH	28	80-6990	4	Washer-Hardened
11:1	115-7847	1	Parking Brake Pad Kit	29	98-2939	4	Screw-Cap
12	117-4838	2	Tire And Wheel ASM	30	104-8301	4	Nut-HF, NI
12:1	114-8259	1	Wheel	31	115-2164	2	Nut-Spindle
12:2	110-5132	1	Tire	32	115-7771	2	Shaft, Splined
12:3	232-27	1	Stem-Valve	33	104-0753	2	Nut-Flange
13	87-7470-03	2	Plate-Spring, Clamp	34	104-6415	2	Spring-Return, Pedal



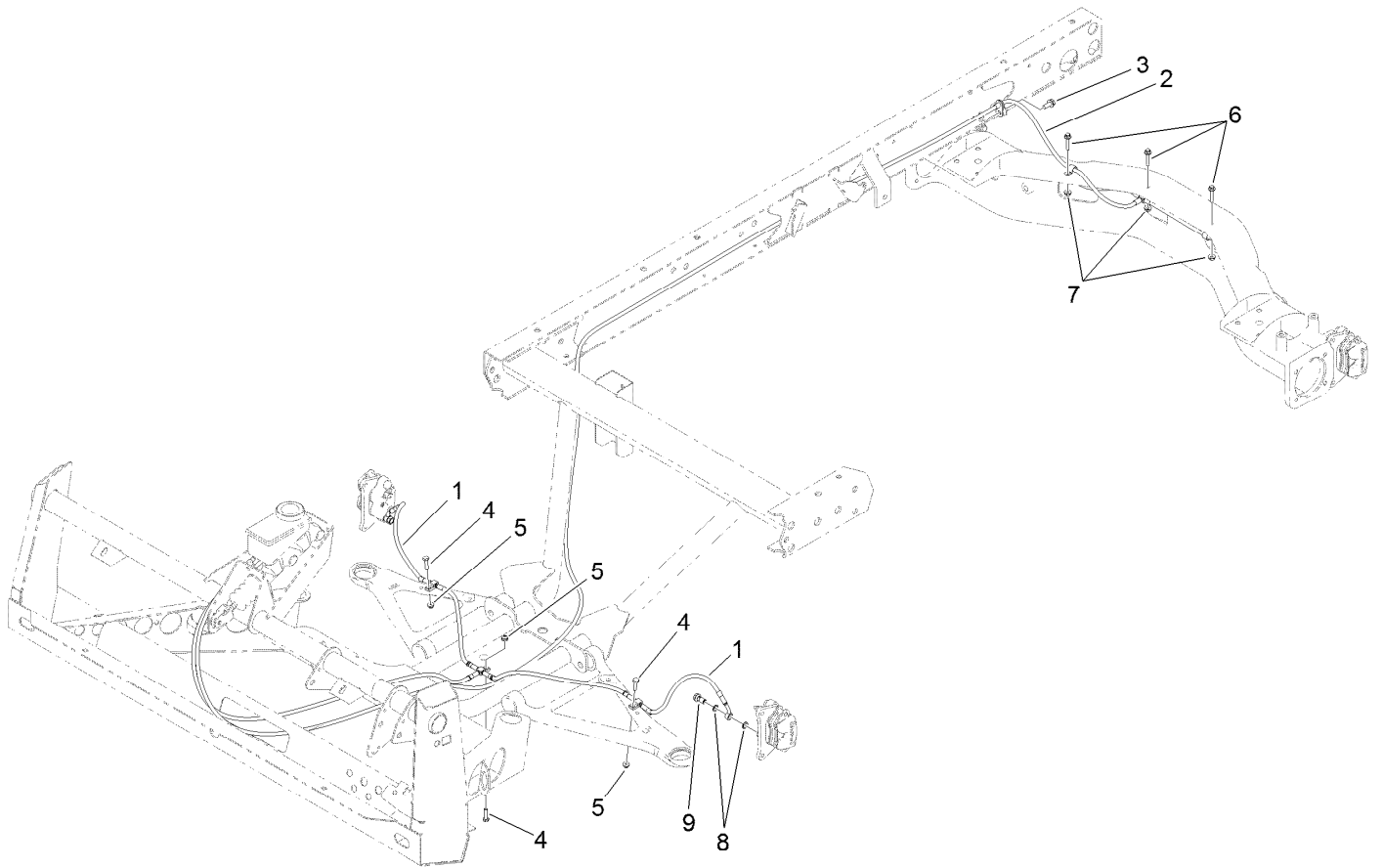
Brake Caliper Assembly No. 127-7424

<i>Ref.</i>	<i>Part Number</i>	<i>Qty.</i>	<i>Description</i>
1	119-9510	1	Pads-Brake
2	119-9511	1	Bracket Kit
3	119-9512	1	Piston Kit



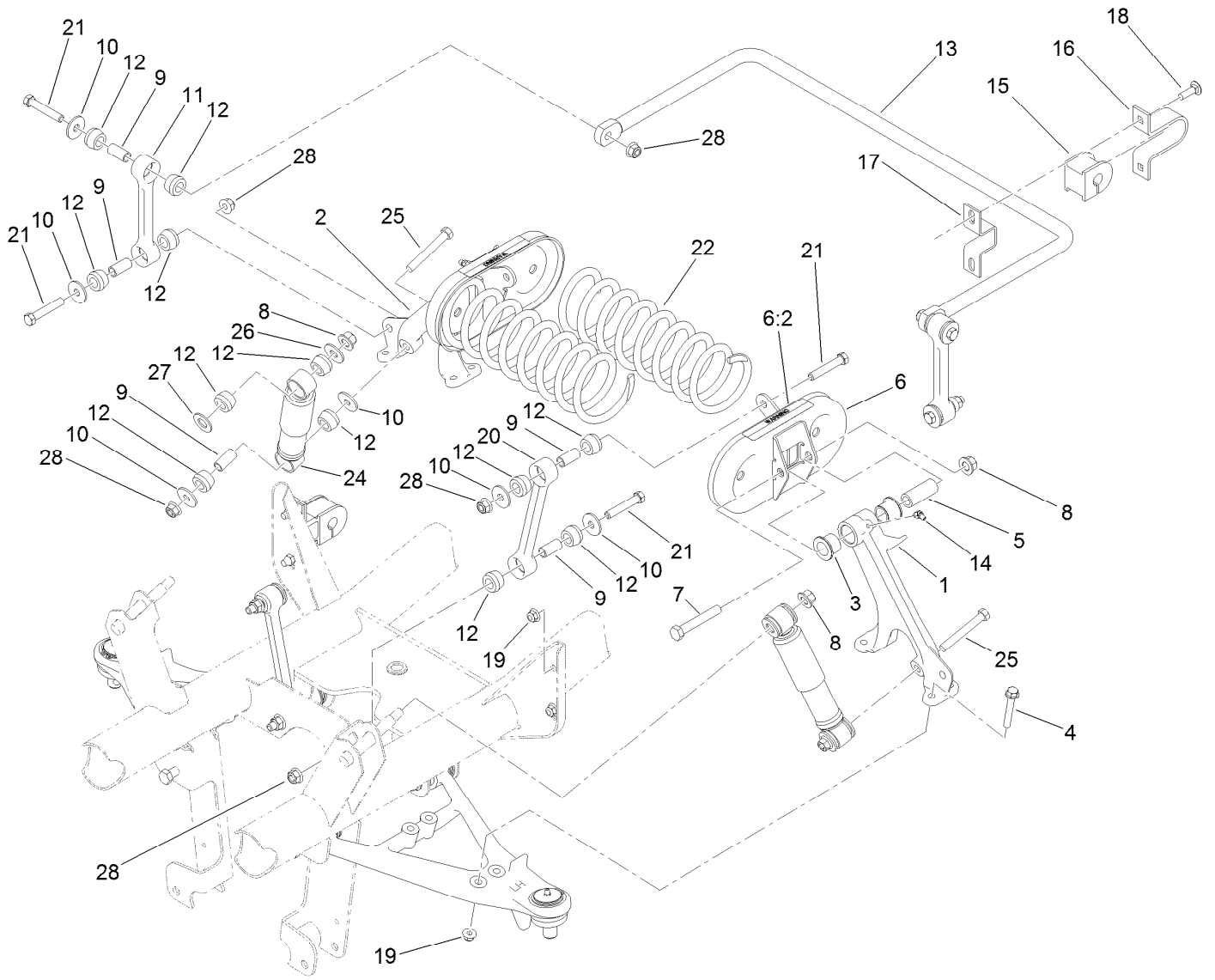
Driveshaft Assembly No. 114-8367

<i>Ref.</i>	<i>Part Number</i>	<i>Qty.</i>	<i>Description</i>
1	98-2940	1	Yoke
2	92-4187	2	Cross And Bearing Kit
2:1	302-58	4	Fitting-Straight
2:2	92-4188	4	Ring-Snap
3	92-4179	1	Yoke-Tube, Shaft And Seal
3:1	302-5	1	Fitting-Grease
4	92-4180	1	Seal
5	115-2351	1	Yoke
6	92-4182	1	Yoke-Telescoping



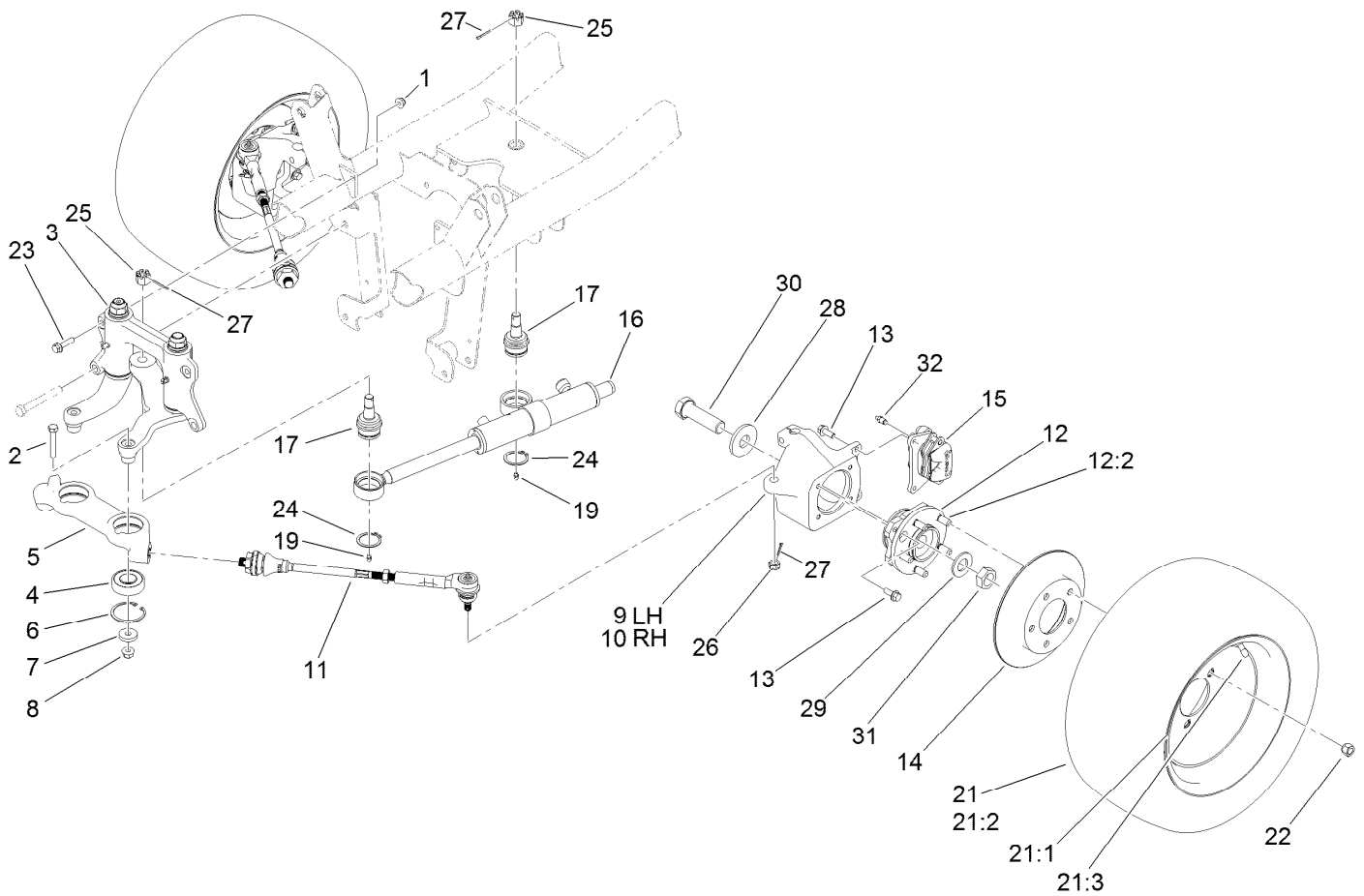
Front and Rear Brake Line Assembly

<i>Ref.</i>	<i>Part Number</i>	<i>Qty.</i>	<i>Description</i>
1	119-9682	1	Front Brake Line ASM
2	119-9681	1	Rear Brake Line ASM
3	32144-11	1	Screw-Thd Roll, HWH
4	321-6	3	Screw-HH
5	104-7201	3	Nut-HF
6	3234-21	3	Screw-HHF
7	32128-33	3	Nut-HF
8	115-2341	8	Washer-Banjo
9	120-4875	4	Bolt-Flange, Banjo



Front Suspension Assembly

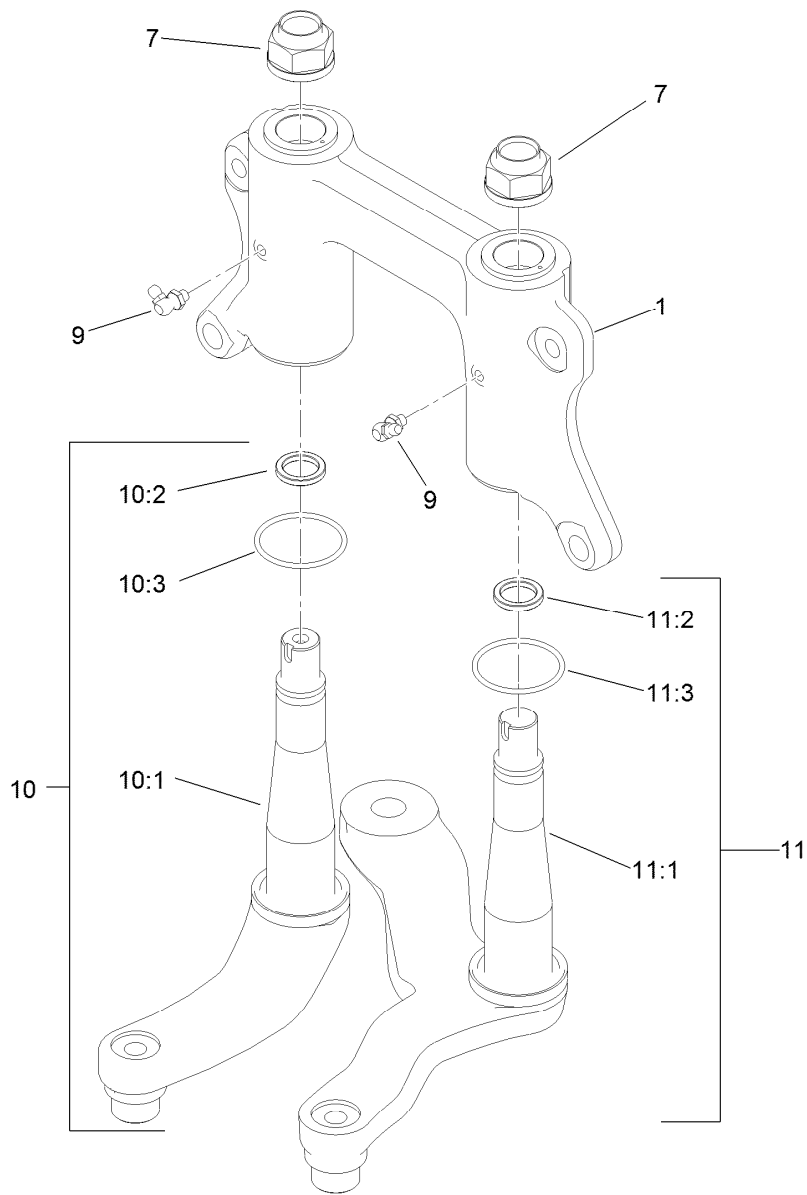
Ref.	Part Number	Qty.	Description	Ref.	Part Number	Qty.	Description
1	87-0160	1	Tower-Control Arm, LH	14	302-11	2	Fitting-Lube, 45 DEG
2	87-0150	1	Tower-Control Arm, RH	15	87-3910	2	Bushing-Rubber
3	33-3090	4	Bushing	16	87-4010-03	2	Clamp-Bar, Sway
4	3234-39	8	Screw-HHF	17	87-3890-03	2	Bracket-Bar, Sway
5	87-2500	2	Sleeve-Spring, Pivot	18	3231-25	4	Bolt-CARR
6	105-7958	2	Spring Cradle ASM	19	104-8301	12	Nut-HF, NI
6:2	93-9879	1	Decal-Warning	20	119-6724	2	Link-Stabilizer
7	325-13	2	Screw-HH	21	324-10	8	Screw-HH
8	99-5107	4	Nut-Lock	22	105-4183-01	2	Spring-Compression
9	87-3600	10	Spacer-Absorber, Shock	24	87-3110	2	Absorber-Shock
10	87-5330	12	Washer	25	324-13	2	Screw-HH
11	119-6725	2	Link, Anti-Sway Bar	26	3256-6	2	Washer-Flat
12	87-3920	24	Bushing	27	3256-27	2	Washer-Flat
13	87-3850-03	1	Bar-Sway, Anti	28	114-8417	10	Nut-HF, NI



Steering and Front Wheel Assembly

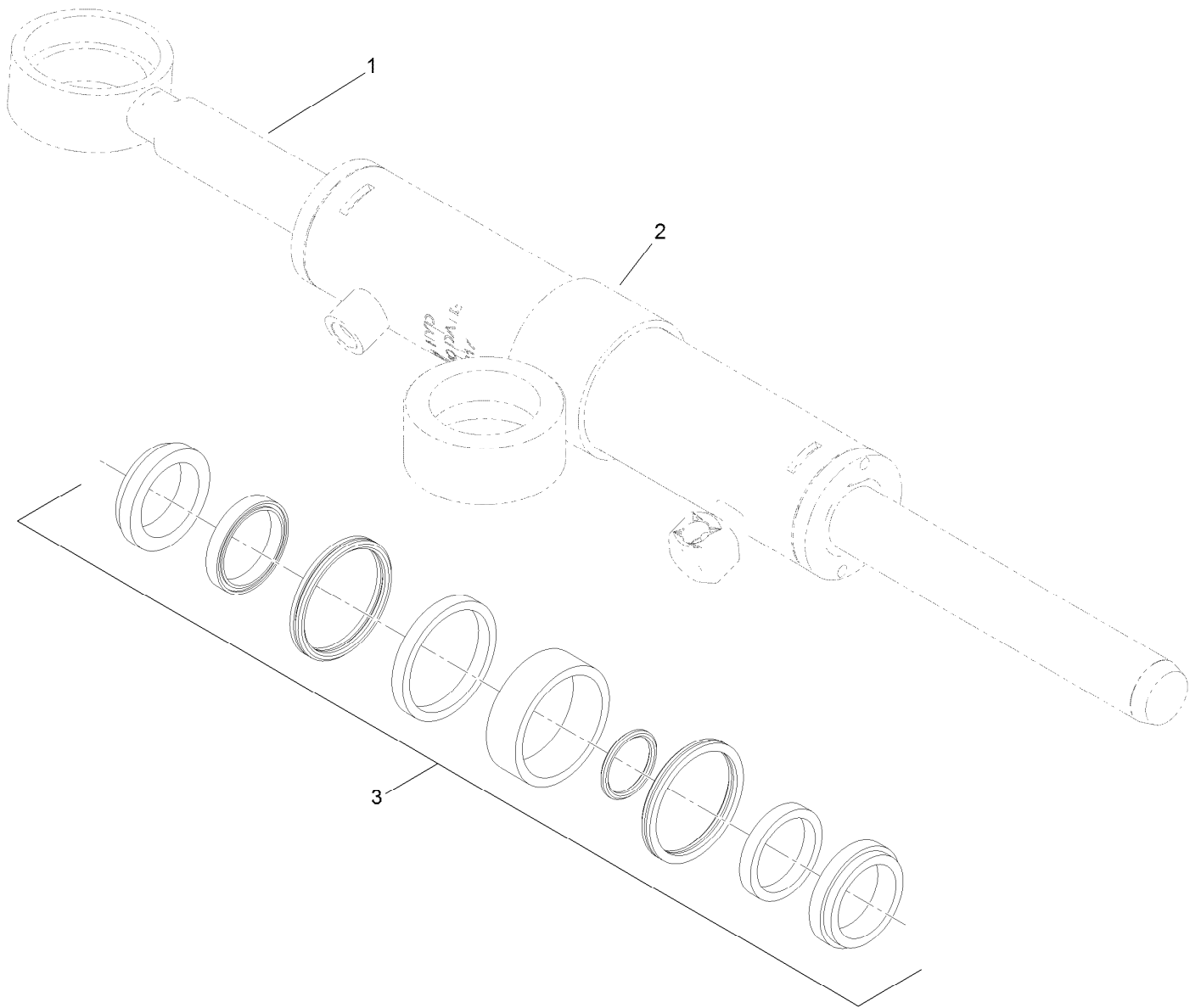
Ref.	Part Number	Qty.	Description	Ref.	Part Number	Qty.	Description
1	104-8301	2	Nut-HF, NI	17	106-6774	2	Joint-Ball
2	324-10	2	Screw-HH	19	302-5	2	Fitting-Grease
3		1	Steering Linkage ASM ●	21	131-6671	2	Tire And Wheel ASM
4	119-9548	2	Bearing-Ball	21:1	131-6669	1	Wheel
5	114-8296	1	Link-Center	21:2	131-6670	1	Tire
6	32120-22	2	Ring-Snap, Internal	21:3	232-27	1	Stem-Valve
7	112843	2	Washer	22	242-50	10	Nut-Lug
8	114-8417	2	Nut-HF, NI	23	114-4681	2	Screw-HHF
9	119-9513	1	Knuckle-LH	24	32151-104	2	Ring-Retaining, External
10	119-9514	1	Knuckle-RH	25	32136-14	2	Nut-Hst
11	114-8356	2	Tie Rod ASM	26	32136-3	2	Nut-SHH
12	121-9751	2	Hub-Bearing, Wheel	27	3272-12	4	Pin-Cotter
12:2	121-9752	5	Stud-Wheel	28	104-0719	2	Washer-Hardened
13	3234-11	12	Screw-HHF	29	3256-62	2	Washer-Flat
14	114-8351	2	Rotor-Brake	30	115-2173	2	Screw-HH
15	127-7424	2	Brake Caliper ASM	31	3296-49	2	Nut-Lock, NI
16	112-3217	1	HYD Cylinder ASM	32	119-9509	2	Screw-Bleed

● Not serviced separately



Steering Linkage Assembly

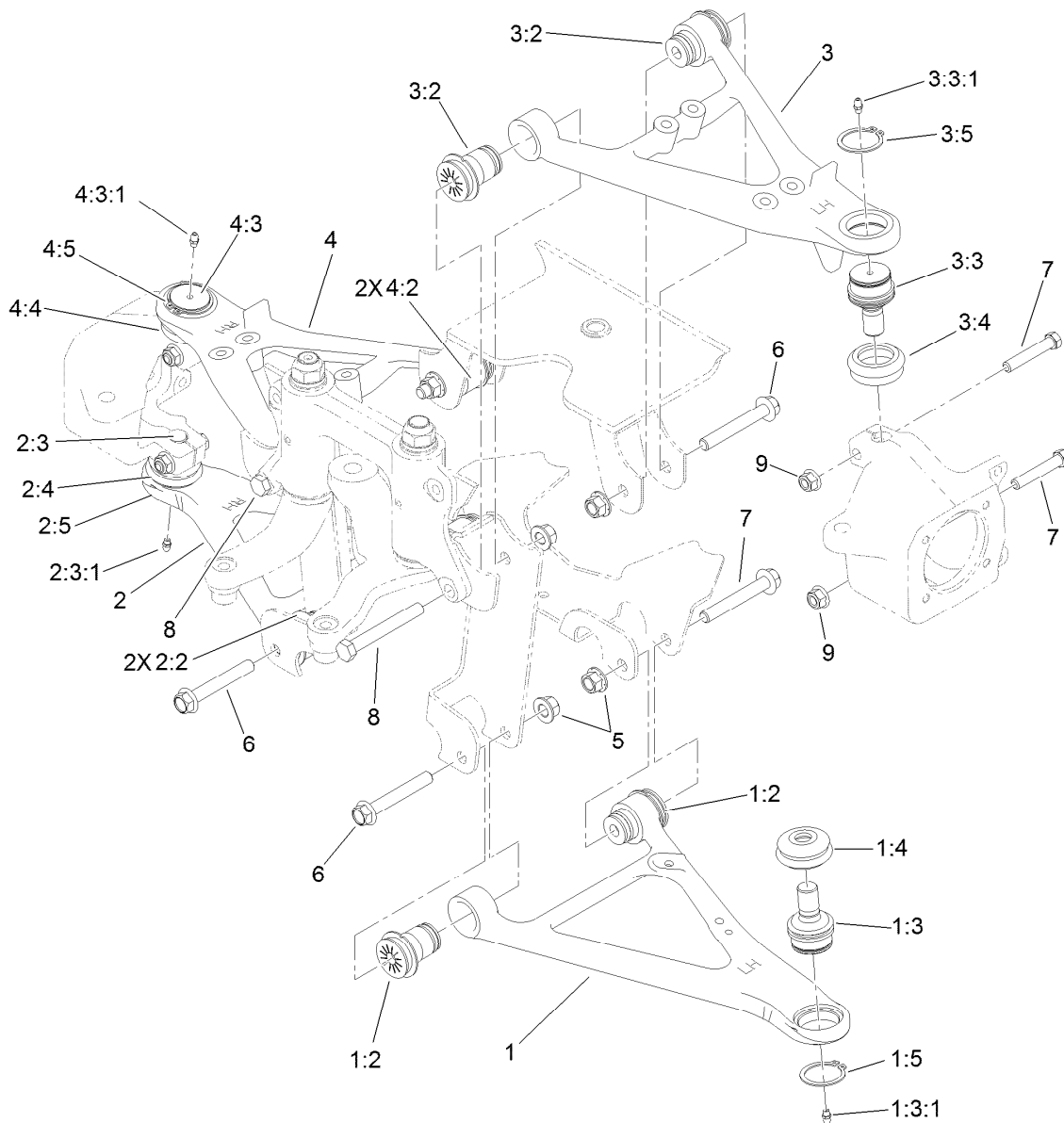
<i>Ref.</i>	<i>Part Number</i>	<i>Qty.</i>	<i>Description</i>
1	132-6767	1	Mount-Pivot, W/Bushings
7	115-2164	2	Nut-Spindle
9	302-60	2	Fitting-Grease
10	132-0794	1	Idler Arm ASM
10:1	132-0792	1	Idler Arm And Thrust Washer ASM
10:2	93-7510	1	Ring-Quad
10:3	131-3499	1	O-Ring
11	132-0795	1	Pitman Arm ASM
11:1	132-0793	1	Pitman Arm And Thrust Washer ASM
11:2	93-7510	1	Ring-Quad
11:3	131-3499	1	O-Ring



Hydraulic Cylinder Assembly No. 112-3217

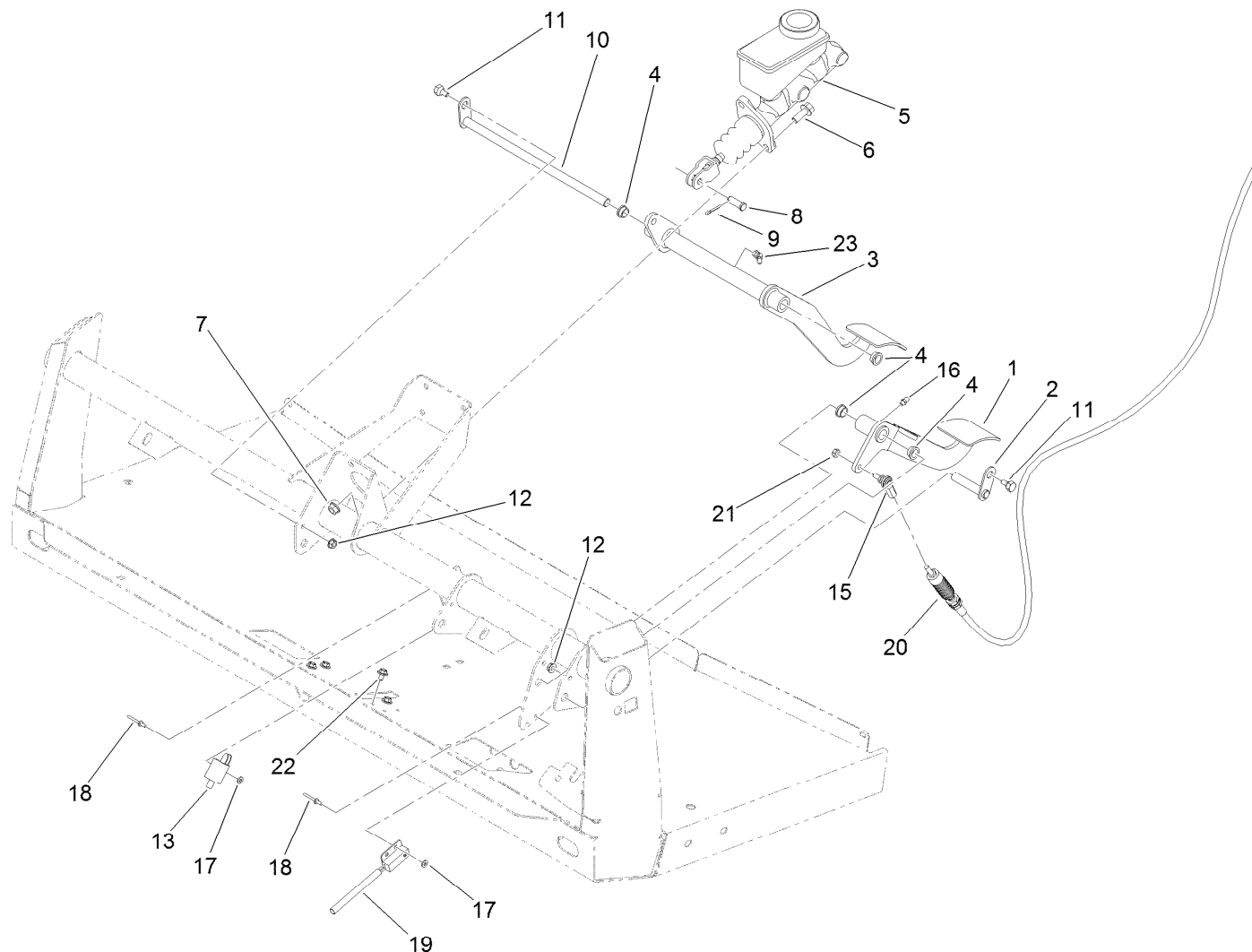
<i>Ref.</i>	<i>Part Number</i>	<i>Qty.</i>	<i>Description</i>
1		1	Rod-Cylinder ●
2		1	Body-Cylinder ●
3	115-2160	1	Cylinder Repair Kit

● Not serviced separately



Front Control Arm Assembly

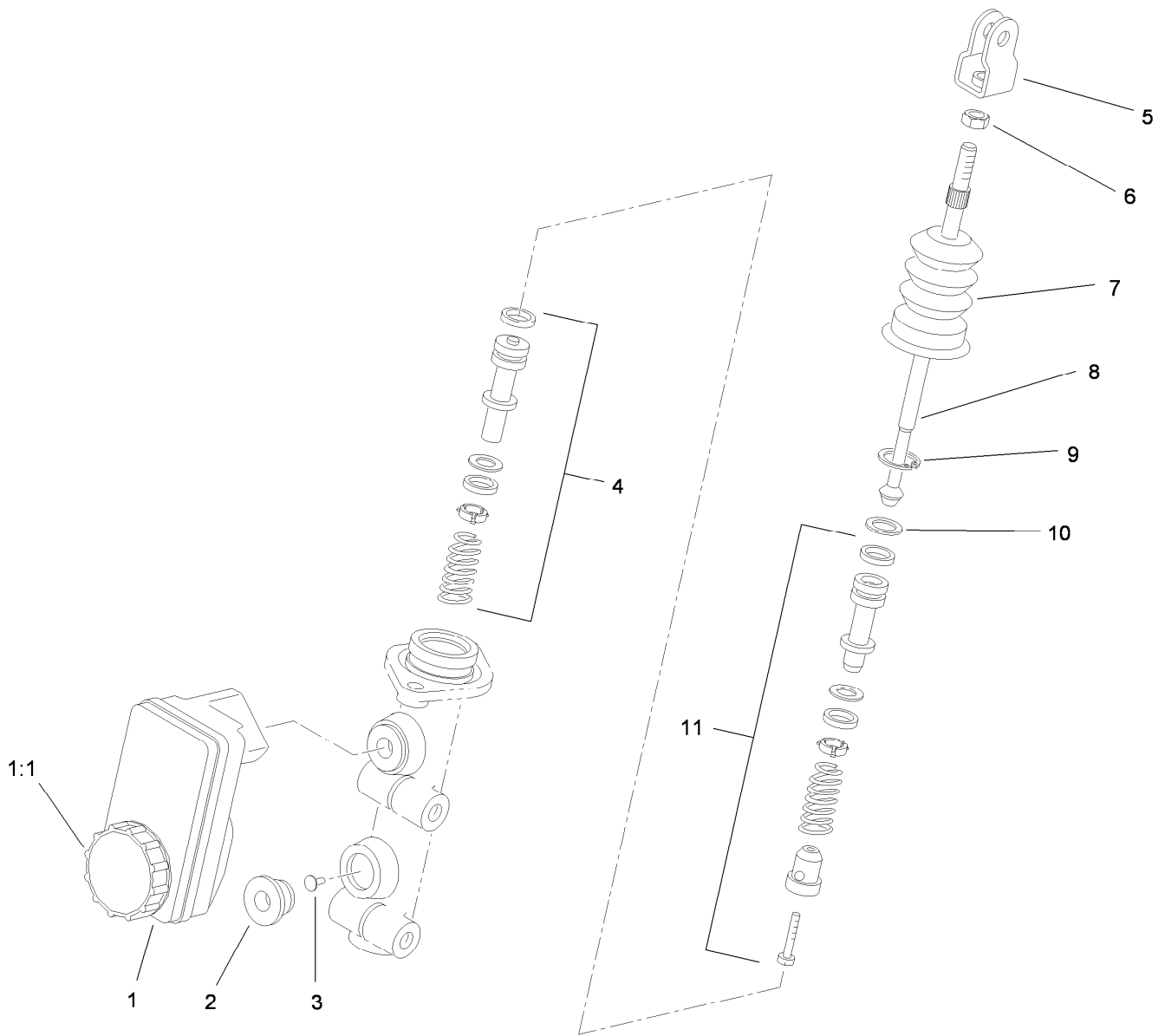
<i>Ref.</i>	<i>Part Number</i>	<i>Qty.</i>	<i>Description</i>	<i>Ref.</i>	<i>Part Number</i>	<i>Qty.</i>	<i>Description</i>
1	115-2405	1	Lower LH Control Arm ASM	3:3:1	302-5	1	Fitting-Grease
1:2	87-1450	2	Bushing-Flange	3:4	87-2420	1	Seal-Joint, Ball
1:3	115-2165	1	Ball Joint	3:5	32151-104	1	Ring-Retaining, External
1:3:1	302-5	1	Fitting-Grease	4	115-2406	1	Upper RH Control Arm ASM
1:4	87-2420	1	Seal-Joint, Ball	4:2	87-1450	2	Bushing-Flange
1:5	32151-104	1	Ring-Retaining, External	4:3	115-2165	1	Ball Joint
2	115-2407	1	Lower RH Control Arm ASM	4:3:1	302-5	1	Fitting-Grease
2:2	87-1450	2	Bushing-Flange	4:4	87-2420	1	Seal-Joint, Ball
2:3	115-2165	1	Ball Joint	4:5	32151-104	1	Ring-Retaining, External
2:3:1	302-5	1	Fitting-Grease	5	99-5107	8	Nut-Lock
2:4	87-2420	1	Seal-Joint, Ball	6	114-8419	6	Screw-HHF
2:5	32151-104	1	Ring-Retaining, External	7	324-10	4	Screw-HH
3	115-2404	1	Upper LH Control Arm ASM	8	325-17	2	Screw-HH
3:2	87-1450	2	Bushing-Flange	9	114-8417	4	Nut-HF, NI
3:3	115-2165	1	Ball Joint				



Brake and Clutch Pedal Assembly

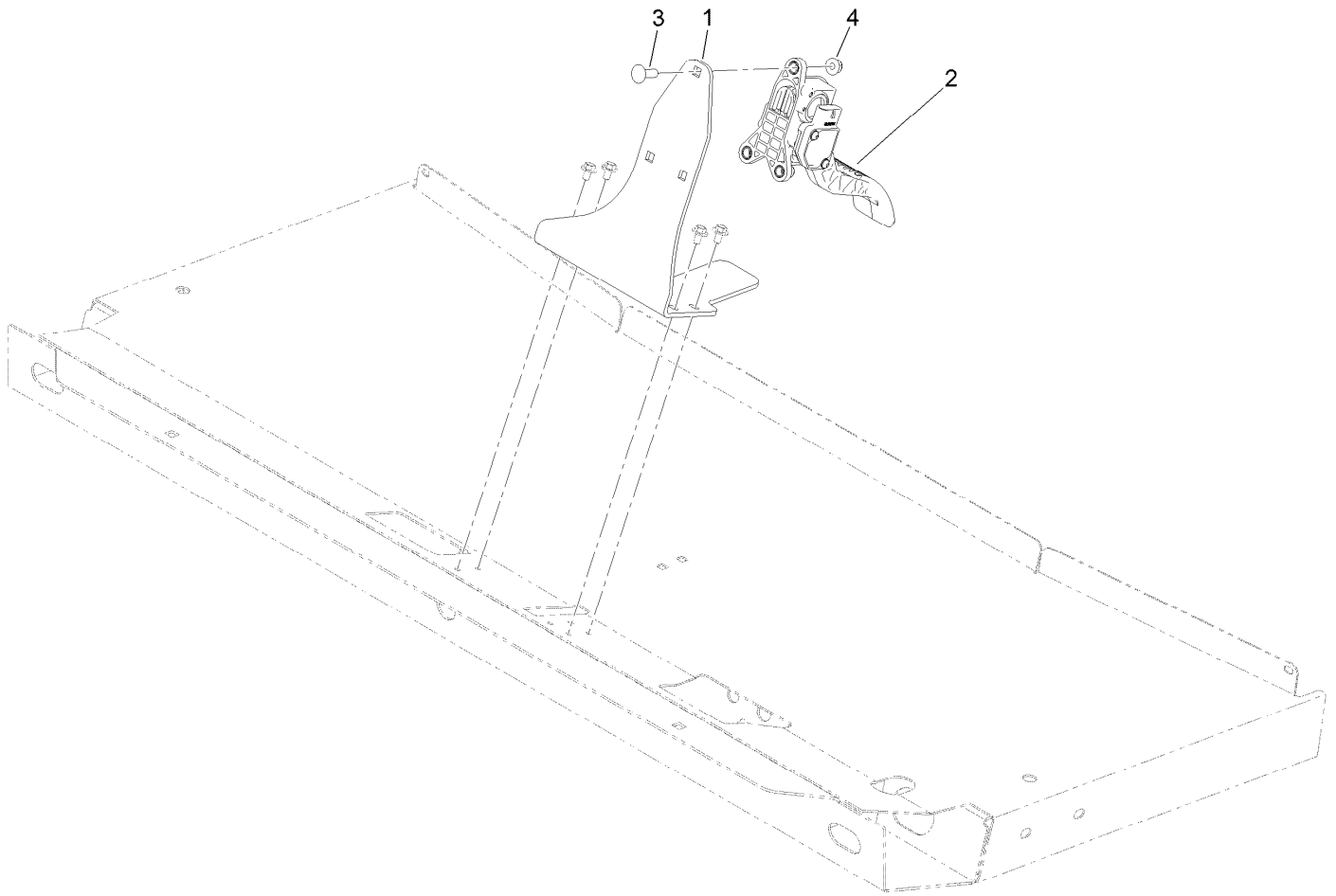
Ref.	Part Number	Qty.	Description
1	127-7357-03	1	Pedal-Clutch
2	115-2269	1	Pin-Pivot
3	120-5023-03	1	Pedal-Brake
4	256-156	4	Bushing-Flange
5	104-6782	1	Master Cylinder ASM
6	3234-11	2	Screw-HHF
7	3290-357	2	Nut-HHF, Whiz
8	283-2	1	Pin-Clevis
9	3272-10	1	Pin-Cotter
10	106-2475	1	Shaft-Brake
11	63-3410	2	Screw-Shoulder

Ref.	Part Number	Qty.	Description
12	32128-33	2	Nut-HF
13	95-1653	1	Switch-Pole, Single
15	110-2554	1	Rod End-Spherical
16	302-5	1	Fitting-Grease
17	3256-21	4	Washer-Flat
18	3269-25	4	Rivet-Pop
19	105-0023	1	Switch-Proximity
20	115-2284	1	Cable-Clutch
21	3296-13	1	Nut-Lock, NI
22	46-6811	4	Screw-HWH
23	302-60	1	Fitting-Grease



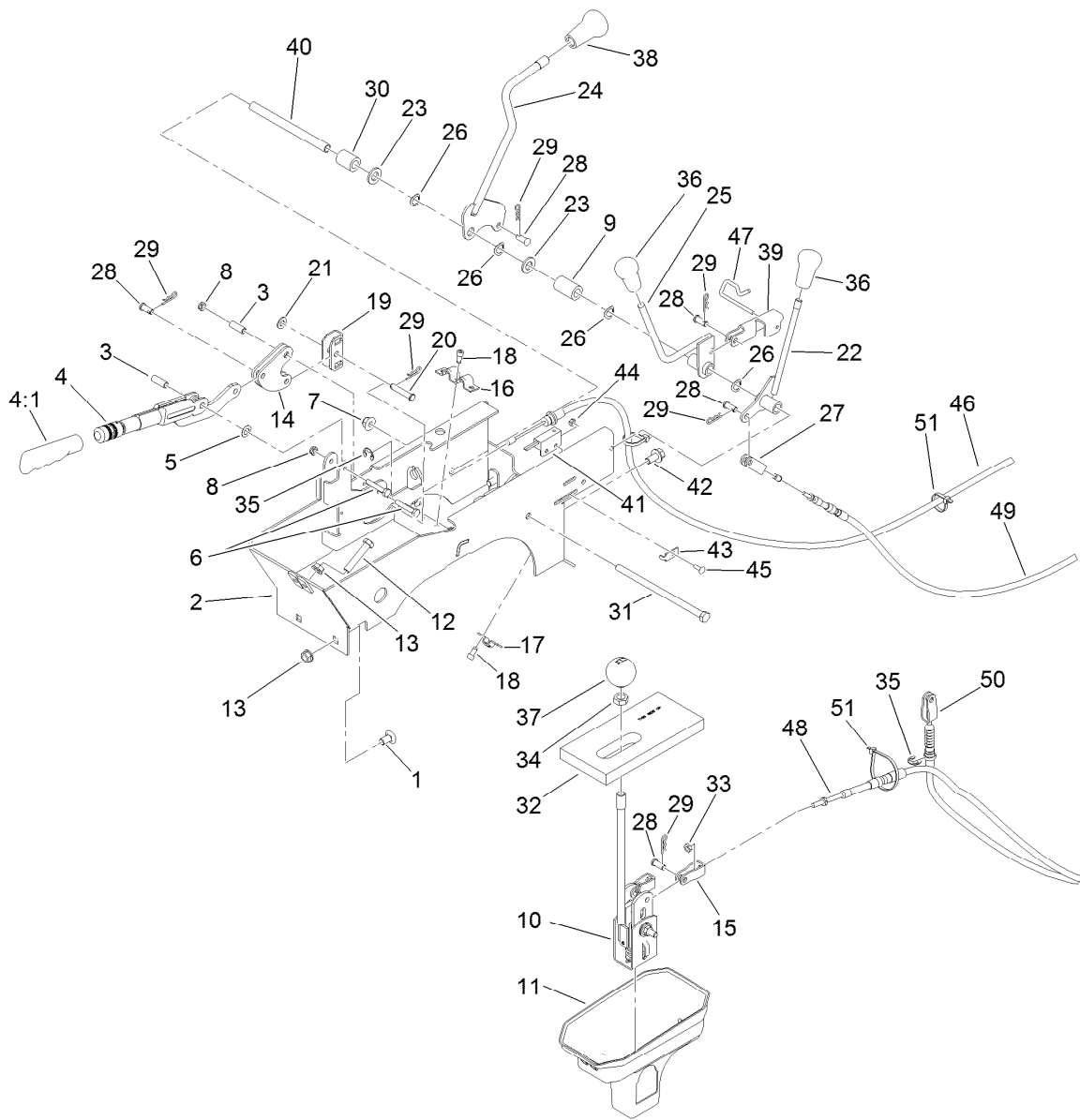
Master Cylinder Assembly No. 104-6782

Ref.	Part Number	Qty.	Description
1	104-6845	1	Reservoir ASM
1:1	92-4112	1	Cap ASM
2	93-8971	2	Seal-Port, Flange
3	92-4103	1	Pin-Stop
4	92-4102	1	Secondary Piston ASM
5	92-4110	1	Clevis
6	21-0360	1	Nut-Hex
7	94-5209	1	Cover-Dust
8	94-5210	1	Rod-Push
9	92-4109	1	Ring-Snap
10	92-4108	1	Retainer-Washer
11	92-4101	1	Primary Piston ASM



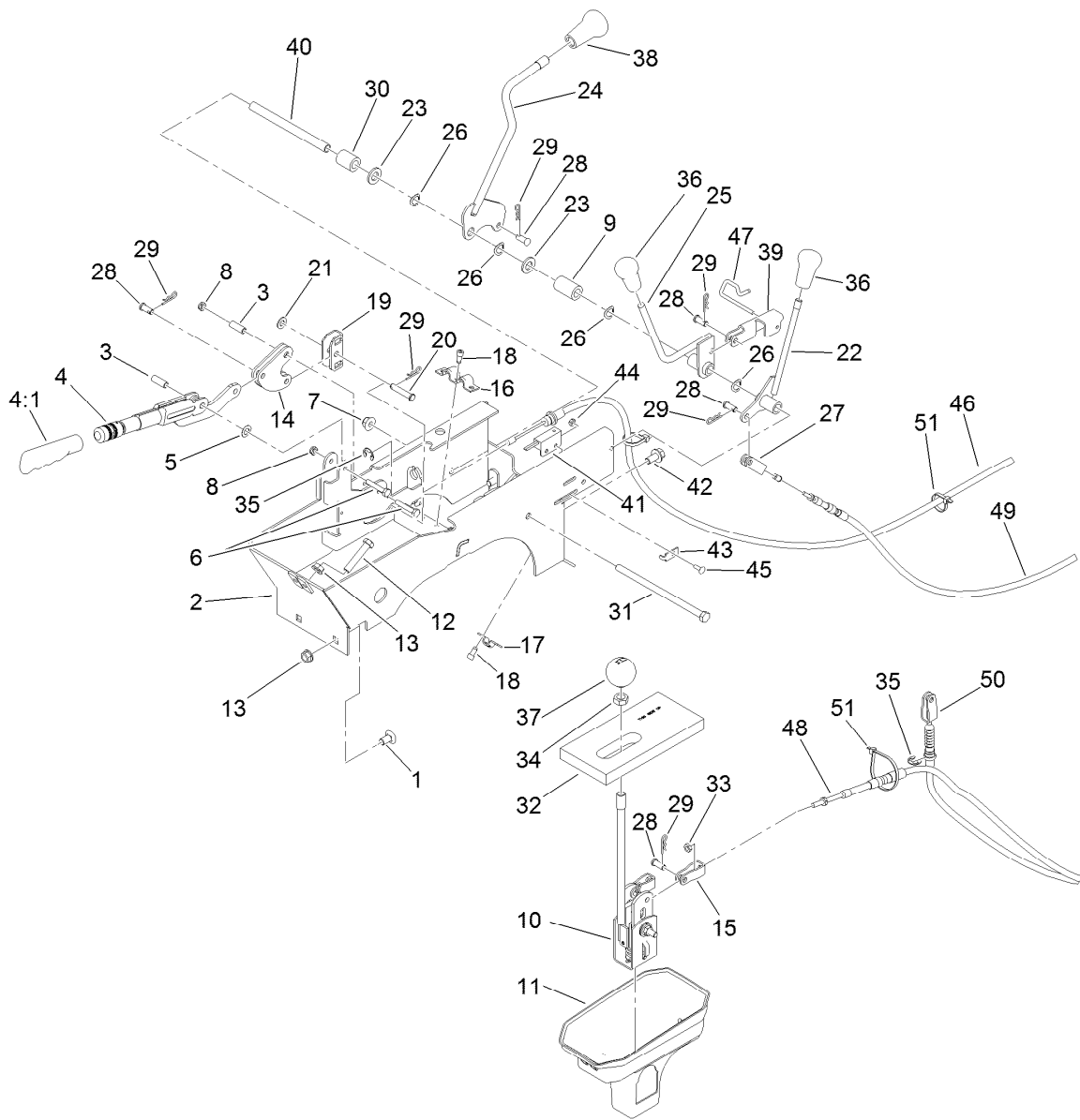
Accelerator Assembly

<i>Ref.</i>	<i>Part Number</i>	<i>Qty.</i>	<i>Description</i>
1	132-6711-03	1	Bracket-Mount, Pedal
2	121-9675	1	Pedal-Accelerator
3	3230-22	3	Screw-CARR
4	104-8300	3	Nut-HF, NI



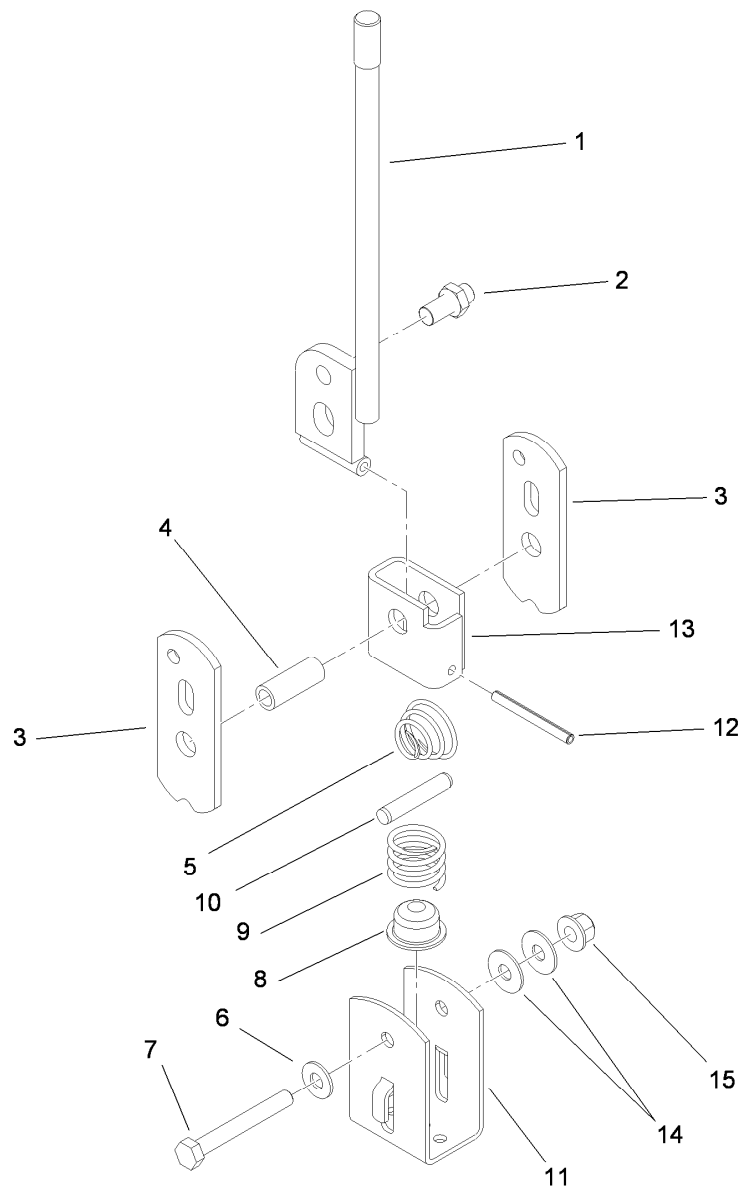
Console Assembly

Ref.	Part Number	Qty.	Description	Ref.	Part Number	Qty.	Description
1	3231-21	2	Screw-CARR	20	94-3829	1	Pin-Clevis
2	108-6914-03	1	Support-Lever	21	3256-23	1	Washer-Plain
3	114402	2	Spacer	22	106-7828	1	Lever
4	127-8863	1	Lever-Brake, Park	23	33096-00	2	Washer-Flat
4:1	127-8864	1	Grip-Handle	24	131-3479	1	Lever-Lock, Differential
5	3290-477	1	Washer-Curved	25	106-7960	1	Lever-HYD
6	321-9	2	Screw-HH	26	3290-221	4	Washer-Spring
7	104-8301	1	Nut-HF, NI	27	87-7160	1	Clevis-Cable
8	3296-56	2	Nut-Lock, NI	28	283-62	6	Pin-Clevis
9	120-5037	1	Spacer	29	3290-307	7	Pin-Cotter
10	106-7887	1	Shift ASM	30	66-6501	1	Spacer-Wheel
11	106-2376	1	Boot-Shift, Lower	31	323-36	1	Screw-HH
12	323-10	2	Screw-HH	32	87-6570	1	Seal-Boot, Lower
13	3290-357	4	Nut-HHF, Whiz	33	3220-1	2	Nut-Jam
14	106-7814	2	Bellcrank	34	3218-18	1	Nut-Jam
15	87-2310	2	Clevis-Cable	35	32120-47	3	Ring-Retaining, External
16	87-4960	1	Clamp-Cable	36	106-7903	2	Knob-Control
17	87-4340	1	Clamp-Cable	37	87-6720	1	Knob-Shift
18	65-5220	5	Screw-HSH, Thread Forming	38	106-7952	1	Knob
19	87-3480	1	Bracket-Equalizer, Cable	39	115-2250	1	Link
				40	106-7833	1	Spacer



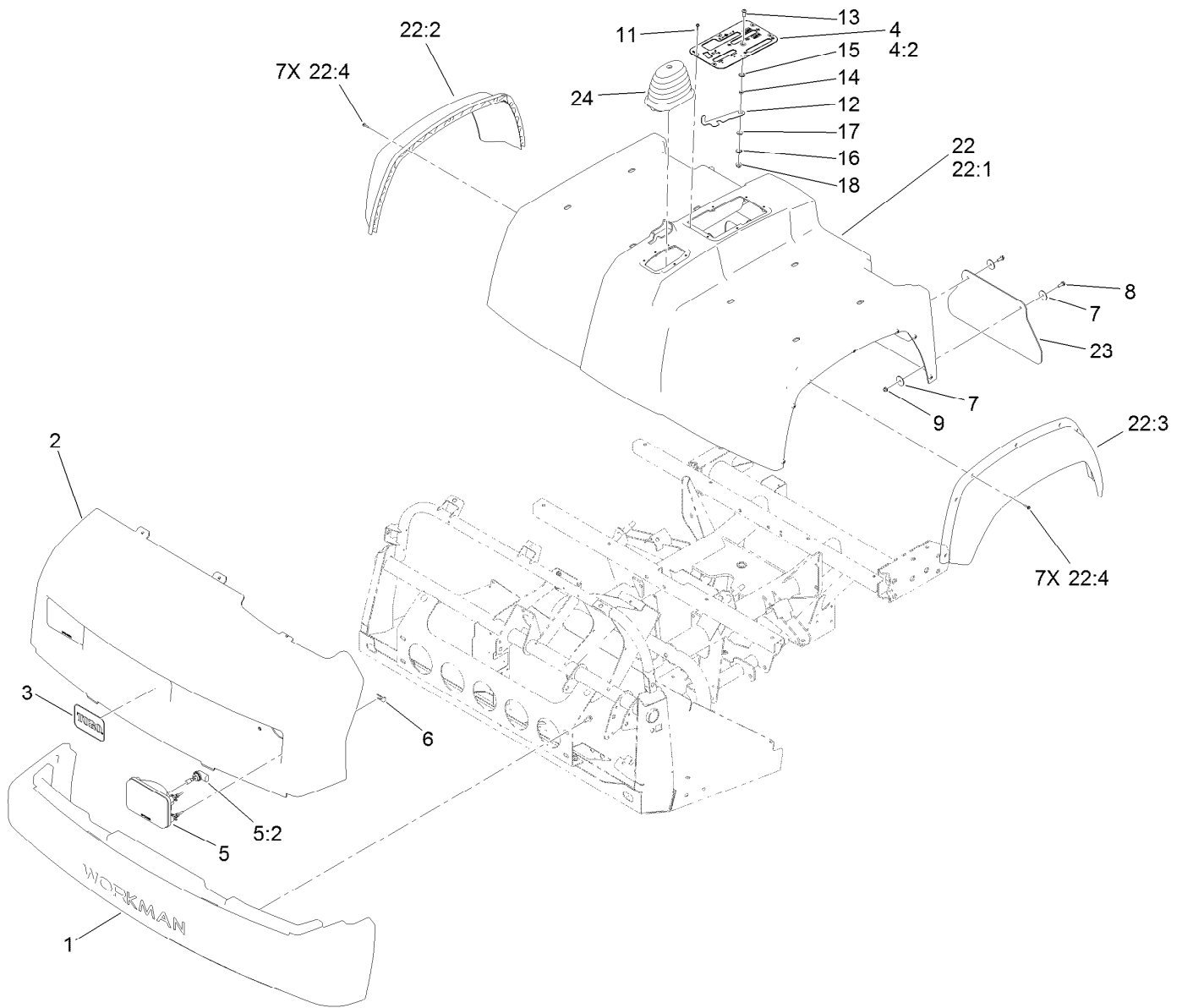
Console Assembly (continued)

<i>Ref.</i>	<i>Part Number</i>	<i>Qty.</i>	<i>Description</i>	<i>Ref.</i>	<i>Part Number</i>	<i>Qty.</i>	<i>Description</i>
41	100-1270	1	Switch-Proximity	47	115-2350	1	Pin-Retainer
42	3234-12	2	Screw-HHF	48	121-6327	2	Cable-Selector, Gear
43	100-4872	1	Plate-Switch, Neutral	49	115-7812	1	Cable-Hi Low
44	3296-12	1	Nut-Lock, NI	50	115-2287	1	Cable-Lock, Differential
45	3229-34	1	Screw-CARR	51	3290-379	5	Tie-Cable
46	115-2283	2	Cable-Brake, Park				



Shift Assembly No. 106-7887

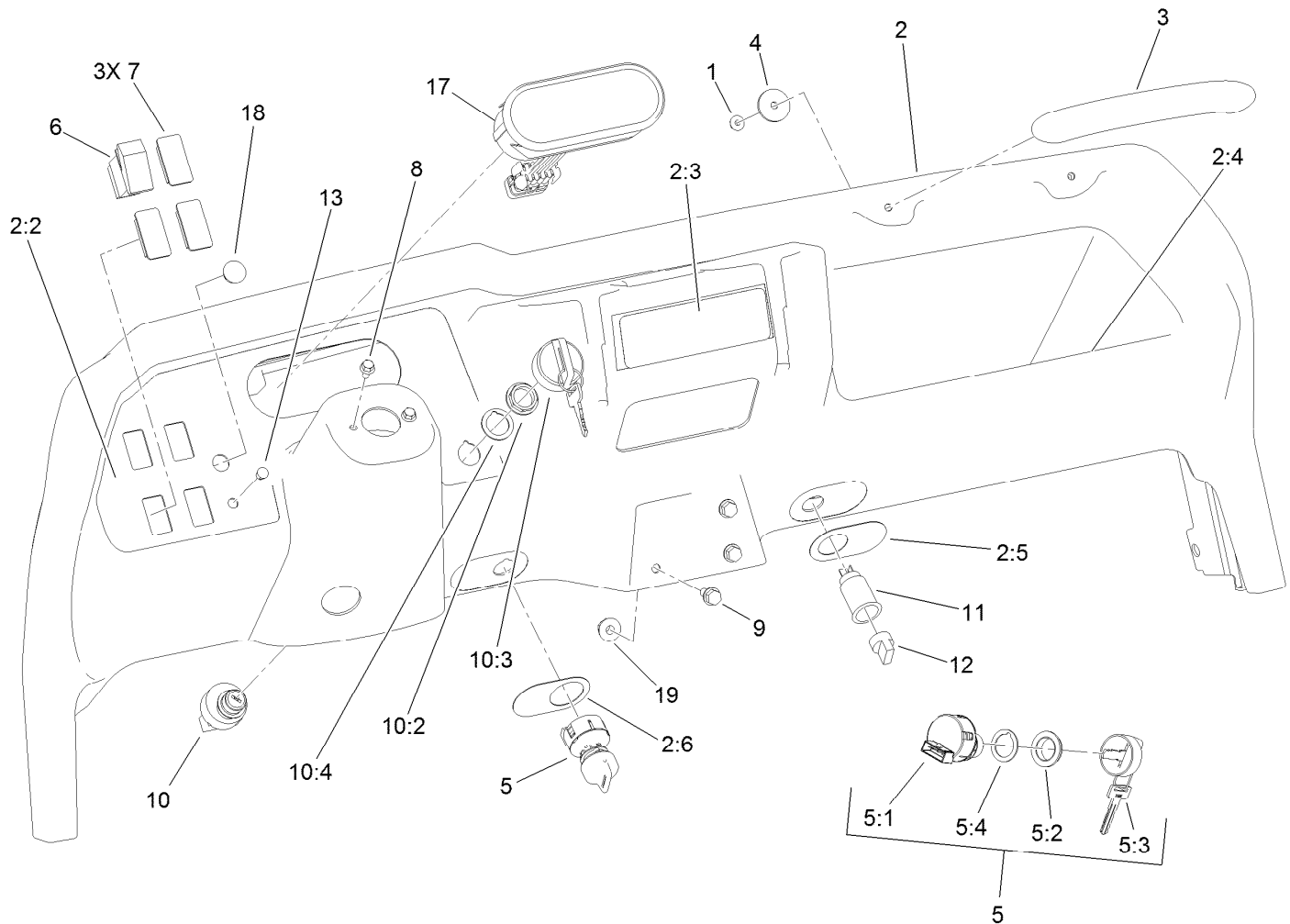
<i>Ref.</i>	<i>Part Number</i>	<i>Qty.</i>	<i>Description</i>
1	131-3469	1	Lever-Shift
2	87-3650	1	Pin-Shift
3	87-3540	2	Link-Shift
4	87-2520	1	Tube-Pivot
5	87-2900	1	Spring-Compression
6	87-8640	1	Washer-Flat
7	322-12	1	Screw-HH
8	87-3530	1	Button-Shifter
9	87-3660	1	Spring-Compression
10	3290-507	1	Pin-Dowel
11	87-3520	1	Clevis
12	32121-48	1	Pin-Spring
13	87-6040	1	Bracket-Shifter
14	3290-456	2	Washer-Belleville
15	104-8300	1	Nut-HF, NI



Bumper, Hood and Seat Base Assembly

Ref.	Part Number	Qty.	Description	Ref.	Part Number	Qty.	Description
1	112-3185	1	Bumper	13	3274-55	1	Screw-HSBH
2	112-3183	1	Hood	14	82-4240	1	Spacer-Bearing
3	117-4950	1	Decal	15	94-8196	1	Washer-Nylon
4	106-7886	1	Control Plate ASM	16	3290-221	1	Washer-Spring
4:2	106-2377	1	Decal-Console	17	3256-23	1	Washer-Plain
5	114-8322	2	Headlight ASM	18	104-8300	1	Nut-HF, NI
5:2	115-2395	1	Bulb-Light	22	115-7815	1	Seat Base ASM
6	114-8341	6	Clip-Speed	22:1		1	Base-Seat ●
7	3256-55	8	Washer-Flat	22:2	114-8407	1	Fender-Front, RH
8	3234-4	4	Screw-HHF	22:3	114-8408	1	Fender-Front, LH
9	104-7201	4	Nut-HF	22:4	117-5036	14	Screw-HWH
11	98-1375	6	Screw-HWH	23	106-2378	2	Mudflap
12	106-7984	1	Lever-Detent	24	117-8063	1	Boot-Shift

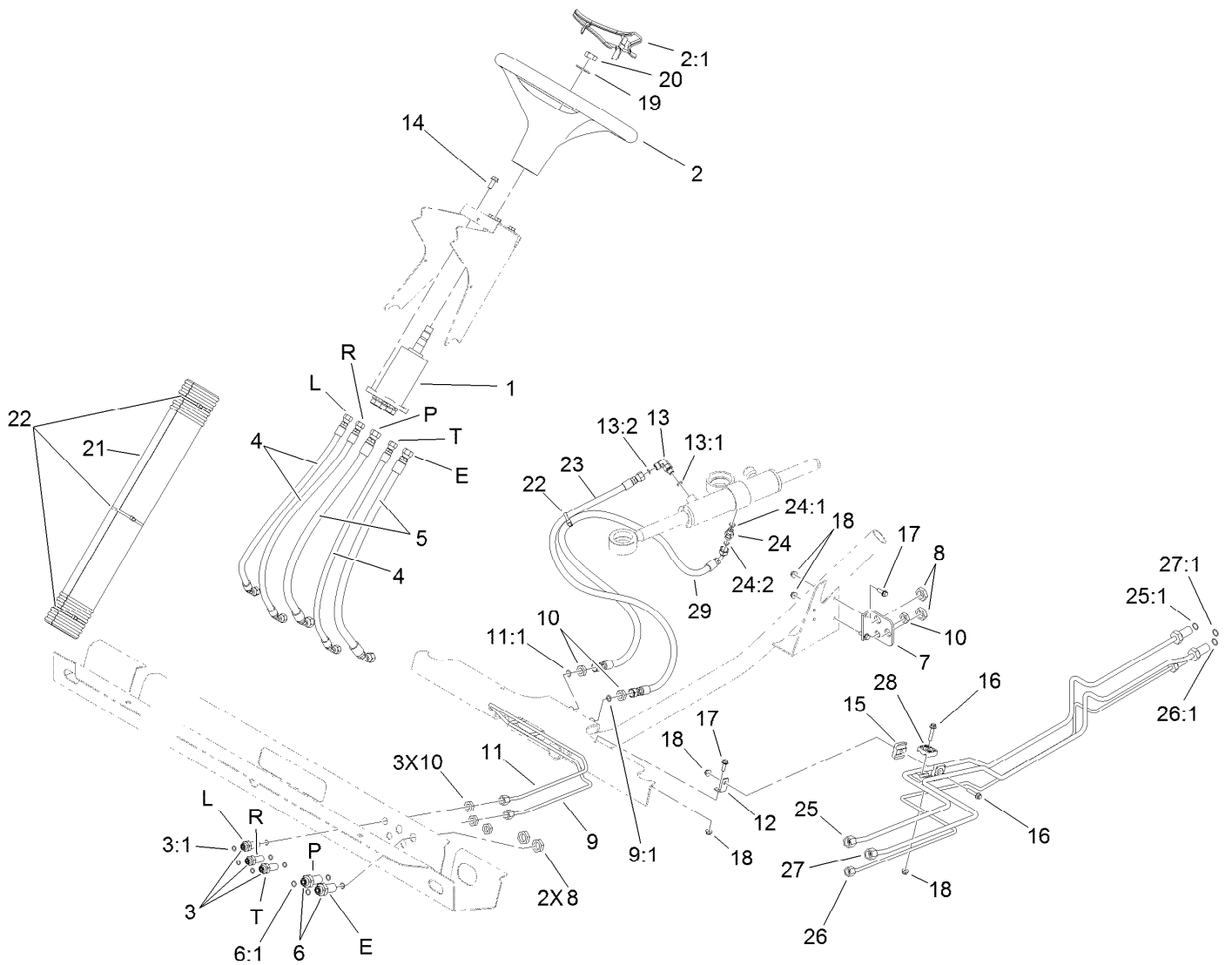
● Not serviced separately



Dash Assembly

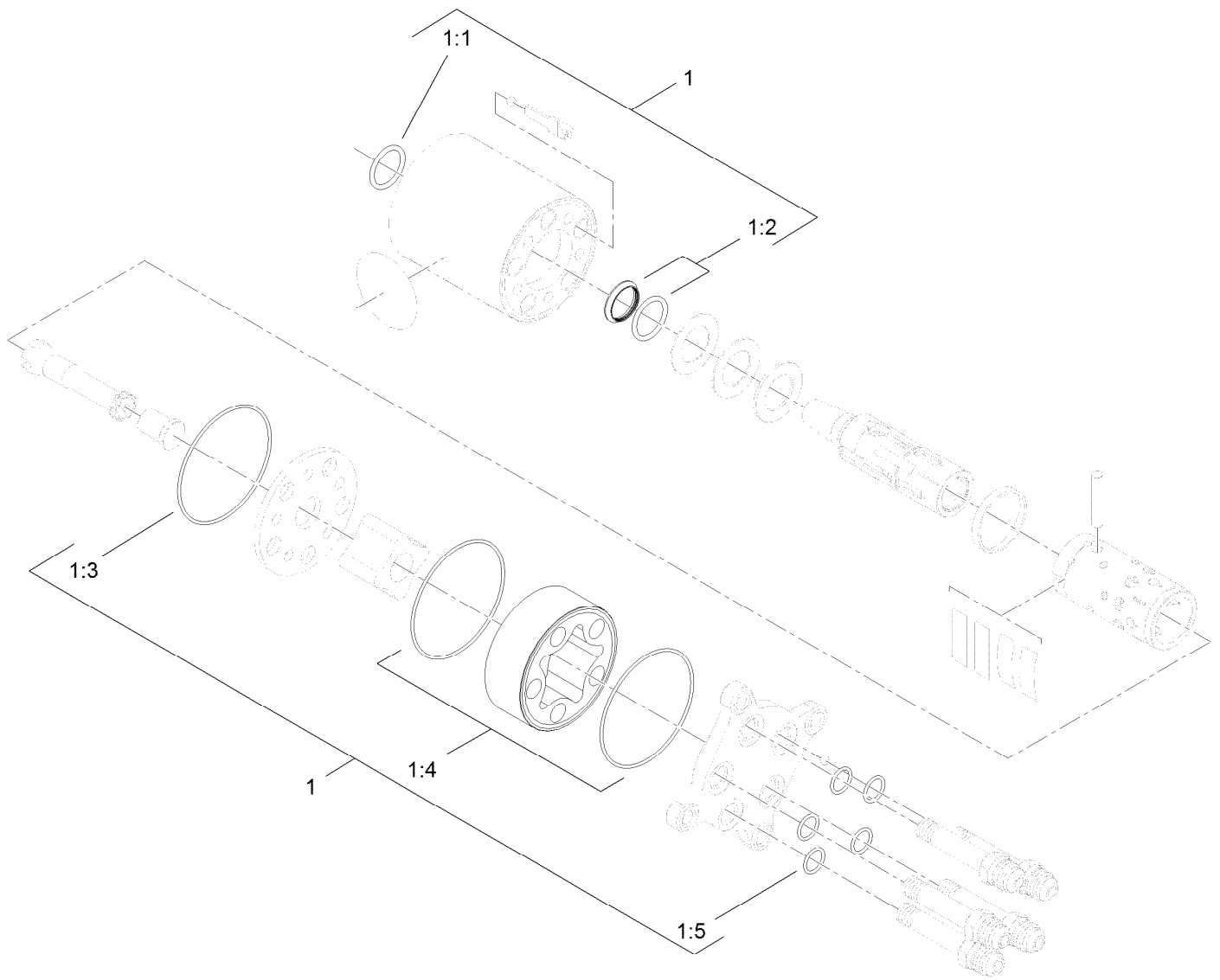
Ref.	Part Number	Qty.	Description	Ref.	Part Number	Qty.	Description
1	104-7201	2	Nut-HF	6	95-8999	1	Switch
2	115-7912	1	Dash ASM	7	99-7420	3	Plug-Hole
2:2	115-2281	1	Decal-Dash	8	33103-012	2	Screw-HHF
2:3	115-7746	1	Decal-Danger	9	3234-5	3	Screw-HHF
2:4	115-2282	1	Decal-Warning, Dash	10	106-5269	1	Ignition Switch ASM
2:5	106-2353	1	Decal-Powerpoint	10:2	108-8660	1	Nut-Mounting
2:6	106-2355	1	Decal-Switch, Supervisor	10:3	106-5270	1	Ignition Key Set
3	117-4948	1	Handle-Grab	10:4	108-8659	1	Washer-Backup
4	103995	2	Washer	11	99-7411	1	Point-Power
5	110-2580	1	Switch-Key, Supervisor	12	99-7416	1	Cap
5:1		1	Switch-Key ●	13	104-9368	1	Plug-Dome
5:2	108-8660	1	Nut-Mounting	17	120-4808	1	Cluster-Instrument
5:3	110-5221	1	Set-Key, Supervisor	18	94-5627	1	Plug
5:4	108-8659	1	Washer-Backup	19	104-8300	3	Nut-HF, NI

● Not serviced separately



Steering Hydraulic Assembly

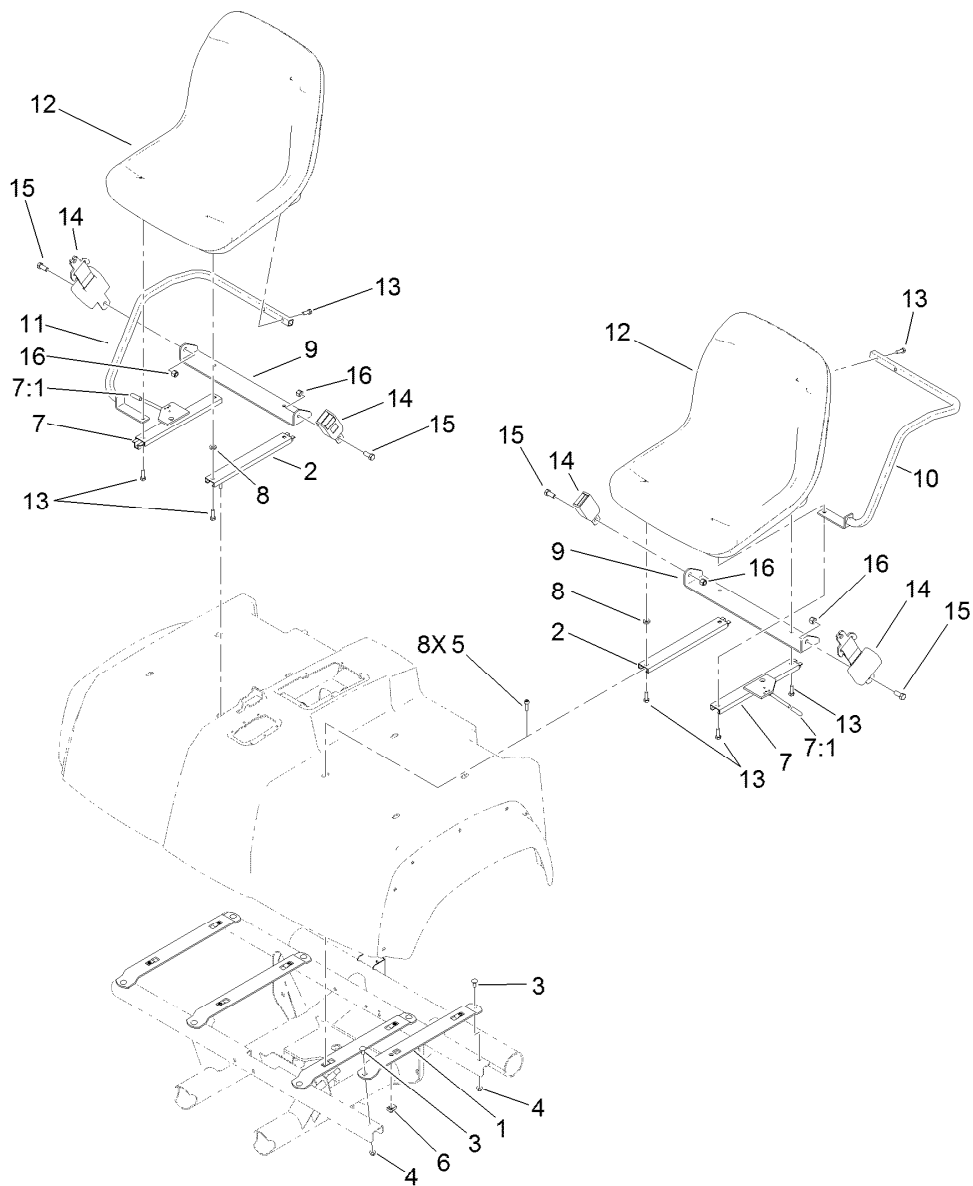
Ref.	Part Number	Qty.	Description	Ref.	Part Number	Qty.	Description
1	120-4813	1	Pump-Steering	15	106-7839	2	Clamp-Tube
2	98-1471	1	Wheel-Steering	16	3234-21	2	Screw-HHF
2:1	98-1468	1	Cover-Wheel, Steering	17	3234-4	3	Screw-HHF
3	94-1444	3	Union-Bulkhead	18	104-7201	5	Nut-HF
3:1	237-21	2	O-Ring	19	3256-27	1	Washer-Flat
4	106-7974	3	Hose-HYD	20	3296-33	1	Nut-Lock, NI
5	106-7975	2	Hose-HYD	21	106-6713	1	Cover-Lines, Steering
6	340-71	2	Fitting-Straight, Bulkhead	22	3290-379	4	Tie-Cable
6:1	237-22	2	O-Ring	23	108-6505	1	Hose-HYD
7	106-7801-03	1	Bracket-Line, Steering	24	340-92	1	Fitting-Straight
8	340-70	4	Nut-Lock	24:1	237-78	1	O-Ring
9	106-7804	1	Tube-HYD	24:2	237-21	1	O-Ring
9:1	237-21	1	O-Ring	25	115-7701	1	Tube-HYD
10	3219-10	6	Nut-Hex	25:1	237-22	1	O-Ring
11	106-7806	1	Tube-HYD	26	115-7702	1	Tube-HYD
11:1	237-21	1	O-Ring	26:1	237-22	1	O-Ring
12	106-7807	1	Bracket-Line, Steering	27	115-7703	1	Tube-HYD
13	340-132	1	Fitting-Elbow, 90 DEG	27:1	237-21	1	O-Ring
13:1	237-78	1	O-Ring	28	56-7973	2	Clamp-Tube
13:2	237-21	1	O-Ring	29	117-4861	1	Hose-HYD
14	98-7977	4	Screw-HHF				



Steering Valve Assembly No. 120-4813

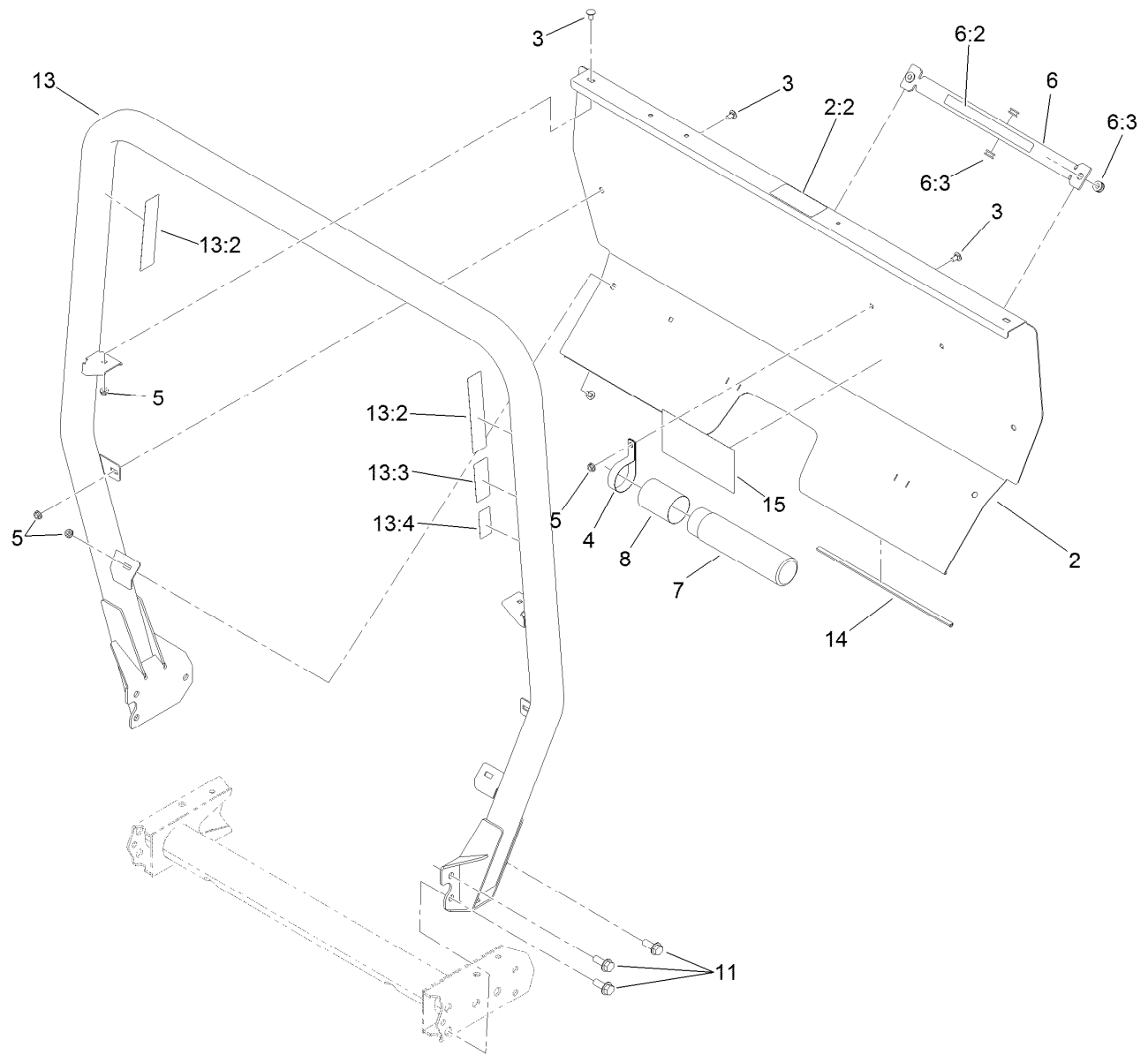
<i>Ref.</i>	<i>Part Number</i>	<i>Qty.</i>	<i>Description</i>
1	106-6716	1	Seal Kit
1:1		1	Ring-Seal, Dust ●
1:2		1	Seal-Shaft ●
1:3		1	O-Ring ●
1:4		2	O-Ring ●
1:5		5	O-Ring ●

● Not serviced separately



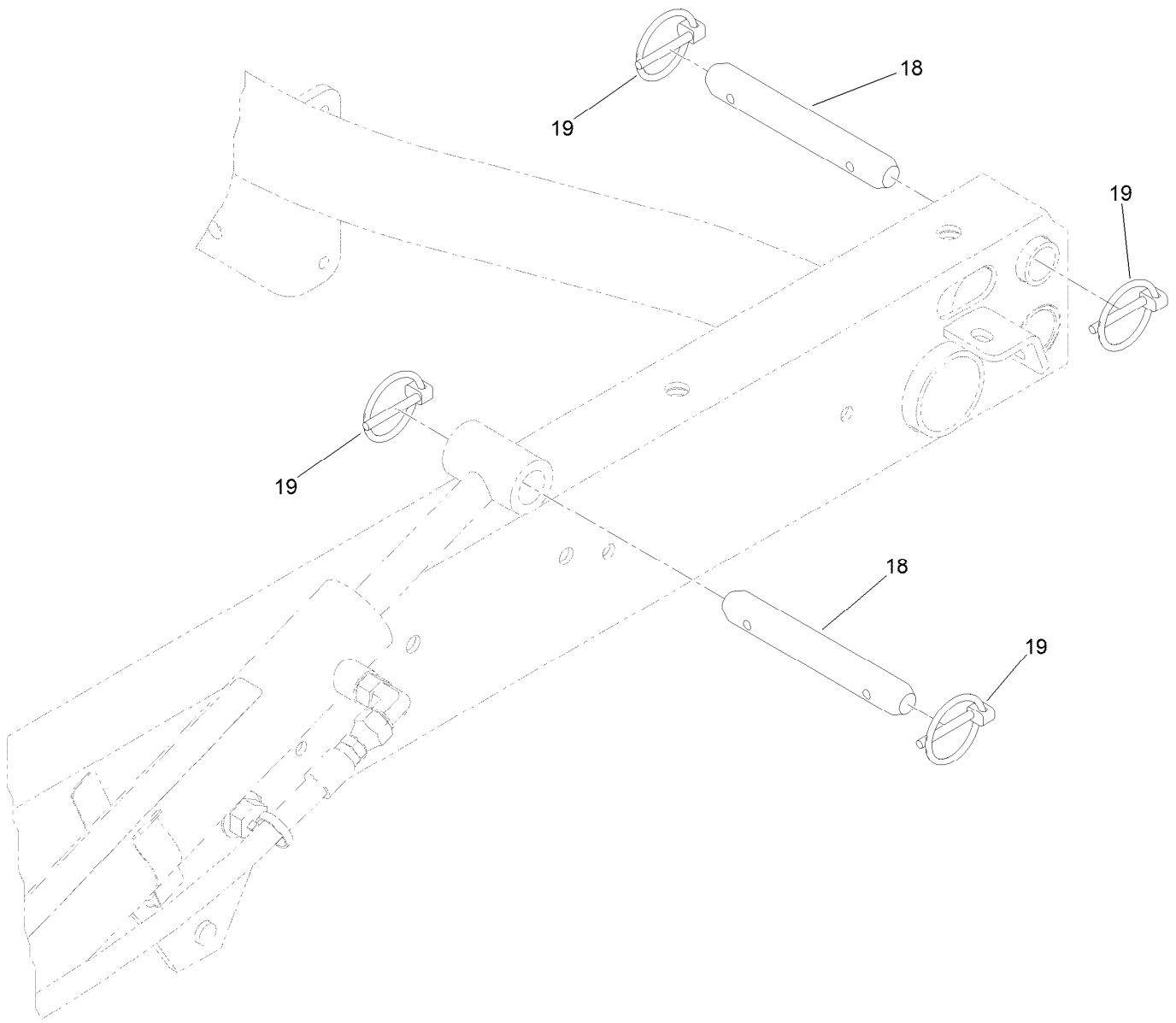
Seat Assembly

<i>Ref.</i>	<i>Part Number</i>	<i>Qty.</i>	<i>Description</i>	<i>Ref.</i>	<i>Part Number</i>	<i>Qty.</i>	<i>Description</i>
1	115-2435-03	4	Bracket-Seat	9	119-0727-03	2	Bracket-Belt, Seat
2	119-0655	2	Adjuster-Seat, Non Locking	10	119-0731-03	1	Armrest-LH
3	3230-1	8	Bolt-CARR	11	119-0732-03	1	Armrest-RH
4	104-8300	8	Nut-HF, NI	12	112-2923	2	Seat ASM
5	3274-22	8	Screw-HSH	13	33114-030	12	Screw-HH
6	115-7721	8	Nut-Clip, U	14	110-0413	2	Seatbelt-Retractable
7	121-9763	2	Adjuster-Seat, Locking	15	3212-4	4	Screw-HH
7:1	2410-49	1	Cap-Vinyl	16	3296-7	4	Nut-Lock
8	104-7658	2	Spacer				



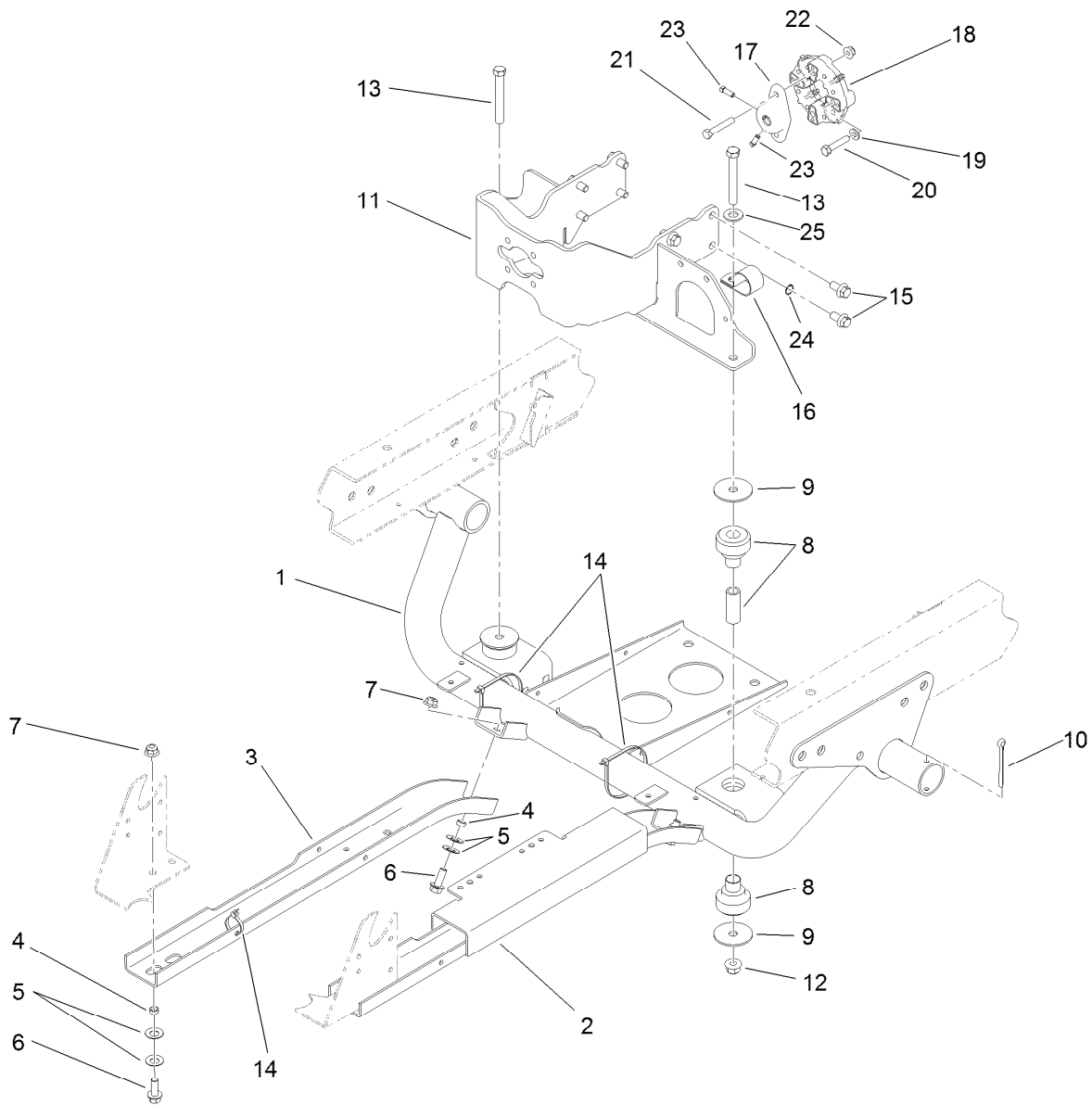
Roll-Over Protection System Assembly

<i>Ref.</i>	<i>Part Number</i>	<i>Qty.</i>	<i>Description</i>	<i>Ref.</i>	<i>Part Number</i>	<i>Qty.</i>	<i>Description</i>
2	115-2213	1	ROPS Cover ASM	8	104-7048	1	Cap-Housing
2:2	105-4215	1	Decal-Caution	11	3234-38	6	Screw-HHF
3	3230-18	8	Screw-CARR	13	115-7910	1	ROPS ASM
4	2412-133	2	Clamp-R	13:2	106-7767	2	Decal-ROPS
5	32128-20	8	Nut-HF	13:3	93-9850	1	Decal-ROPS, CE
6	105-7960	1	Bed Support ASM	13:4	117-4969	1	Decal-ROPS, ISO
6:2	93-9852	1	Decal-Warning	14	127-7382	2	Seal-ROPS
6:3	92-5972	4	Grommet-Rubber	15	115-7814	1	Decal-Reference, Quick
7	104-7050	1	Tube-Manual				



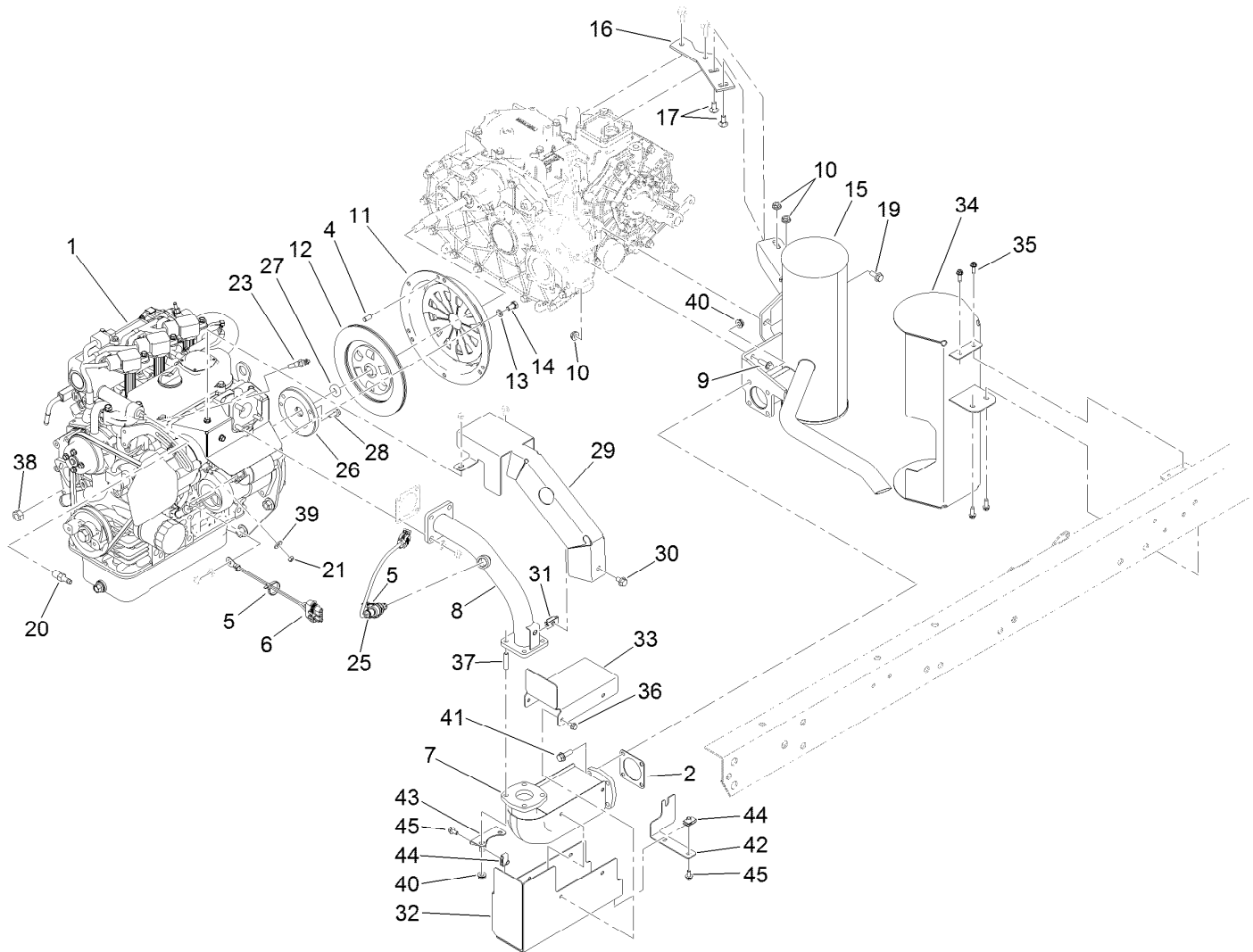
Pin and Clevis Assembly

<i>Ref.</i>	<i>Part Number</i>	<i>Qty.</i>	<i>Description</i>
18	92-1233	4	Pin-Clevis
19	92-1298	8	Pin-Lynch



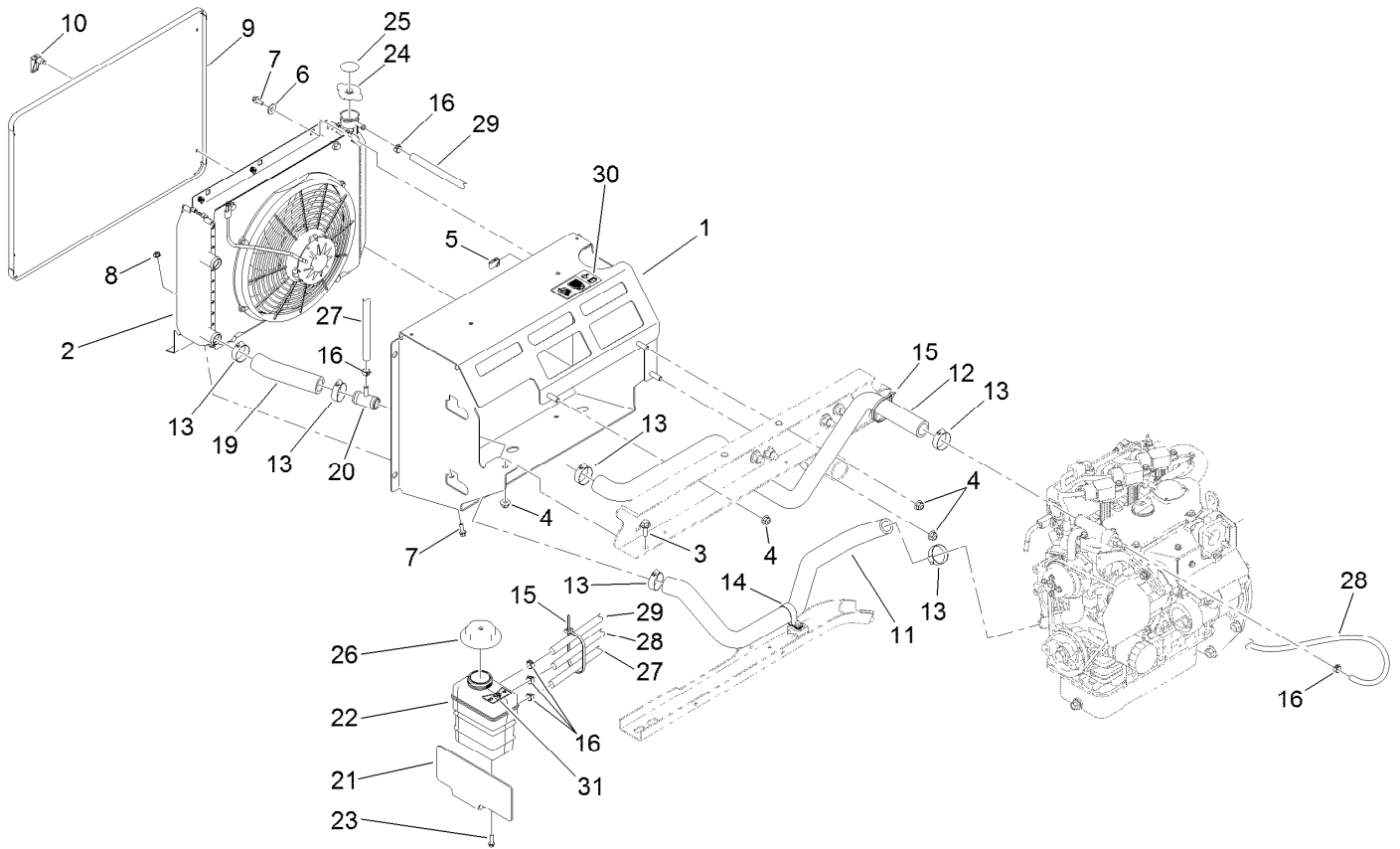
Engine Sub Frame Assembly

<i>Ref.</i>	<i>Part Number</i>	<i>Qty.</i>	<i>Description</i>	<i>Ref.</i>	<i>Part Number</i>	<i>Qty.</i>	<i>Description</i>
1	119-9679-03	1	Support-Engine	14	3290-379	4	Tie-Cable
2	115-2215-03	1	Guard-LH	15	120-4839	8	Screw-HHF
3	87-4730-03	1	Guard-Belly	16	2412-82	1	Clamp-R
4	76-9100	6	Spacer	17	115-2169	1	Hub-Pump
5	3290-413	12	Washer-Belleville	18	119-0652	1	Coupler-Rubber
6	3234-11	6	Screw-HHF	19	3256-23	2	Washer-Plain
7	104-8301	6	Nut-HF, NI	20	33114-040	2	Screw-HH
8	106-7865	2	Mount-Engine	21	322-21	2	Screw-HH
9	87-5100	4	Washer-Snubbing	22	104-8300	2	Nut-HF, NI
10	3272-37	2	Pin-Cotter	23	3241-6	2	Screw-SQH
11	121-6259-03	1	Mount-Pump, Engine	24	3254-20	1	Washer-Lock, Int
12	114-8417	2	Nut-HF, NI	25	3256-26	1	Washer-Flat
13	324-13	2	Screw-HH				



Engine and Exhaust Assembly

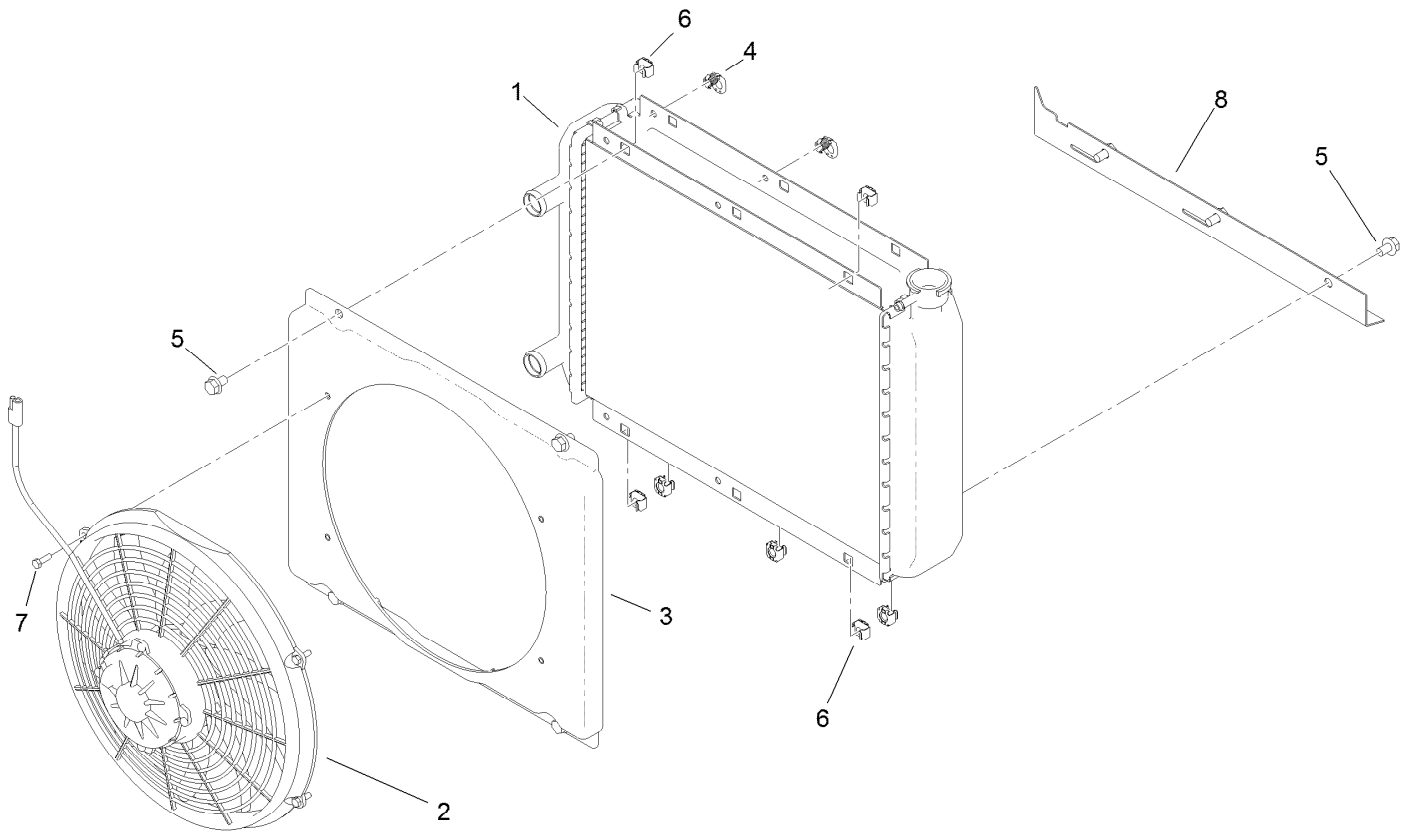
Ref.	Part Number	Qty.	Description	Ref.	Part Number	Qty.	Description
1	120-4880	1	Engine ASM	25	121-3511	1	Sensor-O2 F/W
2	105-4209	1	Gasket-Muffler	26	120-5006	1	Holder-Bearing, Pilot
4	42-7160	3	Pin	27	115-6870	1	Bearing-Ball, Sealed
5	3290-379	2	Tie-Cable	28	33103-020	3	Screw-HHF
6	99-3441	1	Harness-Wire, Fusible Link	29	121-6305	1	Shield-Exhaust
7	125-9118	1	Converter-Catalytic (F/W Engine)	30	3234-30	1	Screw-HHF
8	121-6291	1	Pipe-Exhaust	31	110-3510	1	Nut-Retainer
9	3234-17	2	Screw-HHF	32	121-6307	1	Shield-Heat, Lower
10	32128-20	4	Nut-HF	33	121-6308	1	Shield-Heat, Upper
11	87-4690	1	Cover-Clutch	34	121-6302	1	Shield-Heat, Muffler
12	87-4700	1	Disc-Clutch	35	49-2040	4	Screw-HWHTF
13	3253-4	6	Washer-Lock	36	33103-012	4	Screw-HHF
14	33114-016	6	Screw-HH	37	121-6289	4	Stud-Exhaust
15	127-7443	1	Muffler	38	110-8815	1	Nut-Hex
16	105-9472	1	Plate-Mount, Muffler	39	3256-2	1	Washer-Flat
17	3230-1	2	Bolt-CARR	40	121-6322	8	Nut-HF, Serrated
19	98-7977	1	Screw-HHF	41	121-6324	4	Screw-HHF
20	115-1448	1	Fitting-Straight	42	121-6328	1	Mount-Muffler, Heat Shield
21	33013-00	1	Nut-Hex	43	121-6329	1	Mount-Muffler, Heat Shield
23	120-5075	1	Sender-Temperature	44	107069	3	Clip
				45	3234-13	3	Screw-HHF



Cooling System Assembly

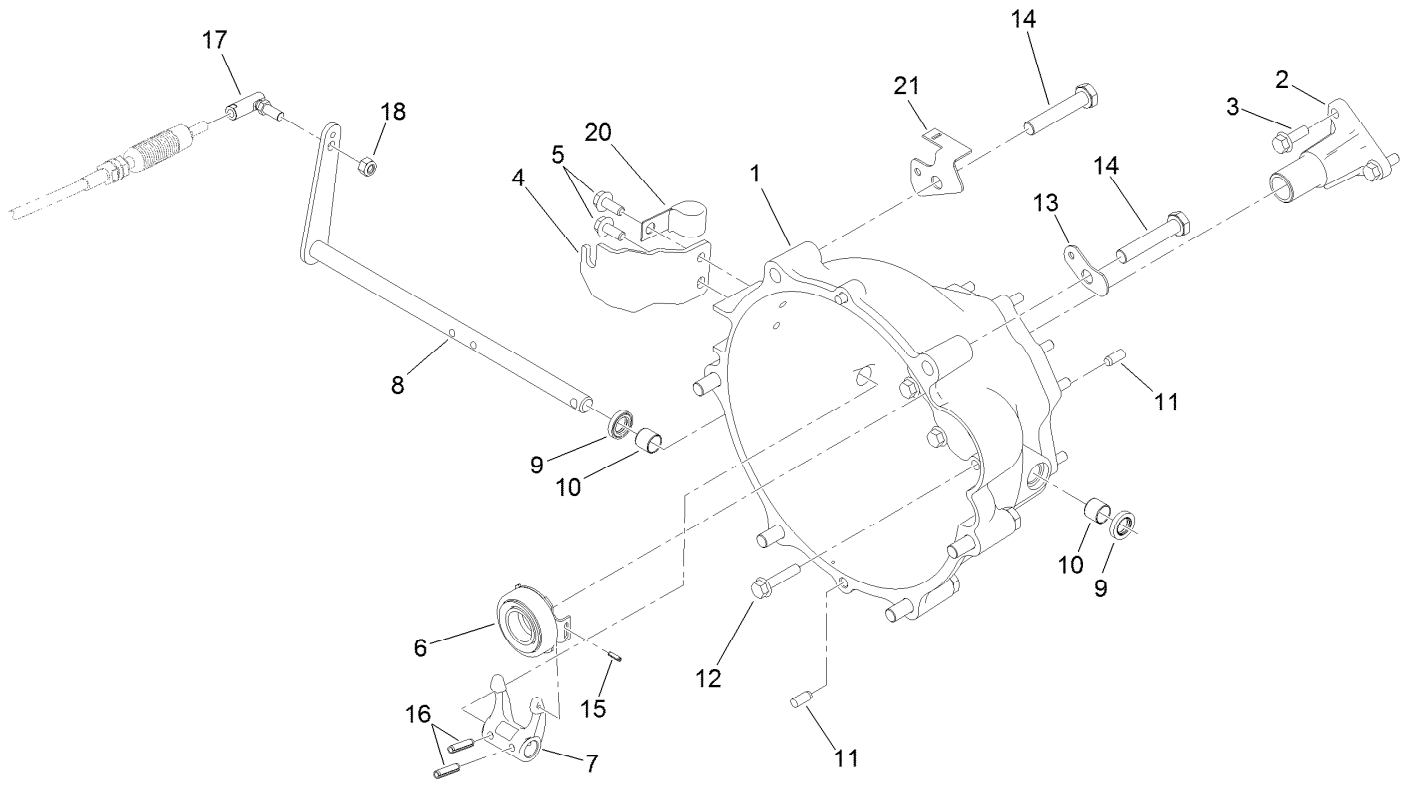
<i>Ref.</i>	<i>Part Number</i>	<i>Qty.</i>	<i>Description</i>	<i>Ref.</i>	<i>Part Number</i>	<i>Qty.</i>	<i>Description</i>
1	115-2434	1	Mount-Radiator	16	92-2379	6	Clamp-Hose
2		1	Radiator ASM ●	19	120-4905	1	Hose-Coolant, Lower
3	3234-11	1	Screw-HHF	20	120-4851	1	Tee
4	104-8301	4	Nut-HF, NI	21	120-4906-03	1	Plate-Mount, Tank
5	107069	2	Clip	22	120-4856	1	Tank-Surge
6	3256-3	2	Washer-Flat	23	46-8091	2	Screw-HWH
7	3234-4	4	Screw-HHF	24	120-4866	1	Cap-System, Cooling
8	32128-33	2	Nut-HF	25	106-6755	1	Decal-Cap, Radiator
9	115-2428-03	1	Screen-Radiator	26	120-4867	1	Cap-Coolant, Threaded (15 PSI)
10	74-5950	4	Latch-Swell	27	120-5019	1	Hose-Coolant
11	119-9487	1	Hose-Coolant, Lower	28	120-5020	1	Hose-Coolant
12	119-9486	1	Hose-Coolant, Upper	29	120-5021	1	Hose-Coolant
13	2412-34	6	Clamp-Hose	30	121-6286	1	Decal-Fill, Radiator
14	2412-74	1	R-Clamp	31	121-6287	1	Decal-Tank, Overflow
15	3290-379	4	Tie-Cable				

● Not serviced separately



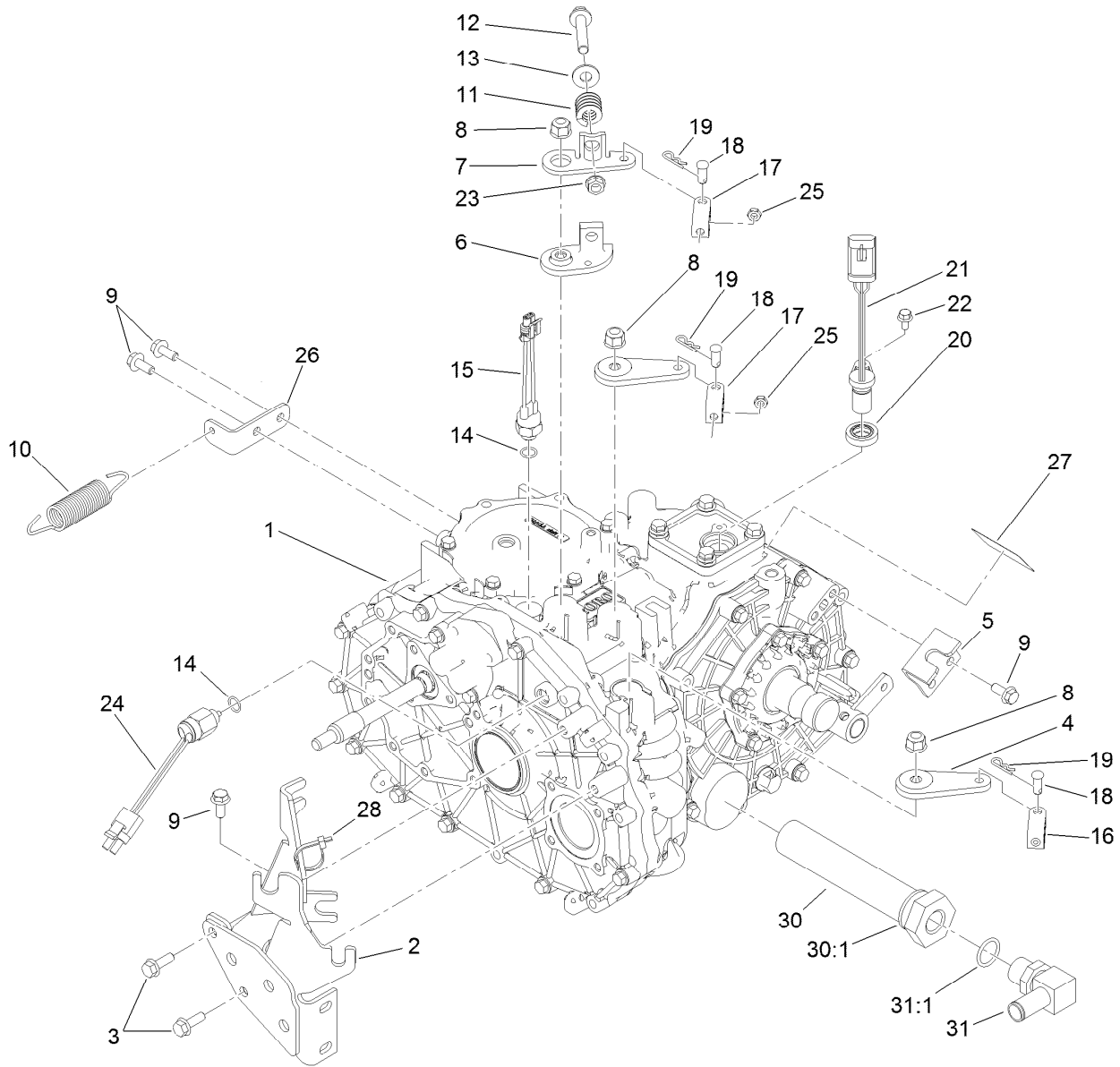
Radiator Assembly

<i>Ref.</i>	<i>Part Number</i>	<i>Qty.</i>	<i>Description</i>
1	114-8384	1	Radiator
2	114-8385	1	Fan-Electric
3	114-8386	1	Shroud
4	114-8387	2	Latch-Spring
5	3234-30	7	Screw-HHF
6	703856	7	Nut-Sq, Caged
7	60-6910	4	Screw-HH
8	115-7765	1	Plate-Mount, Lower



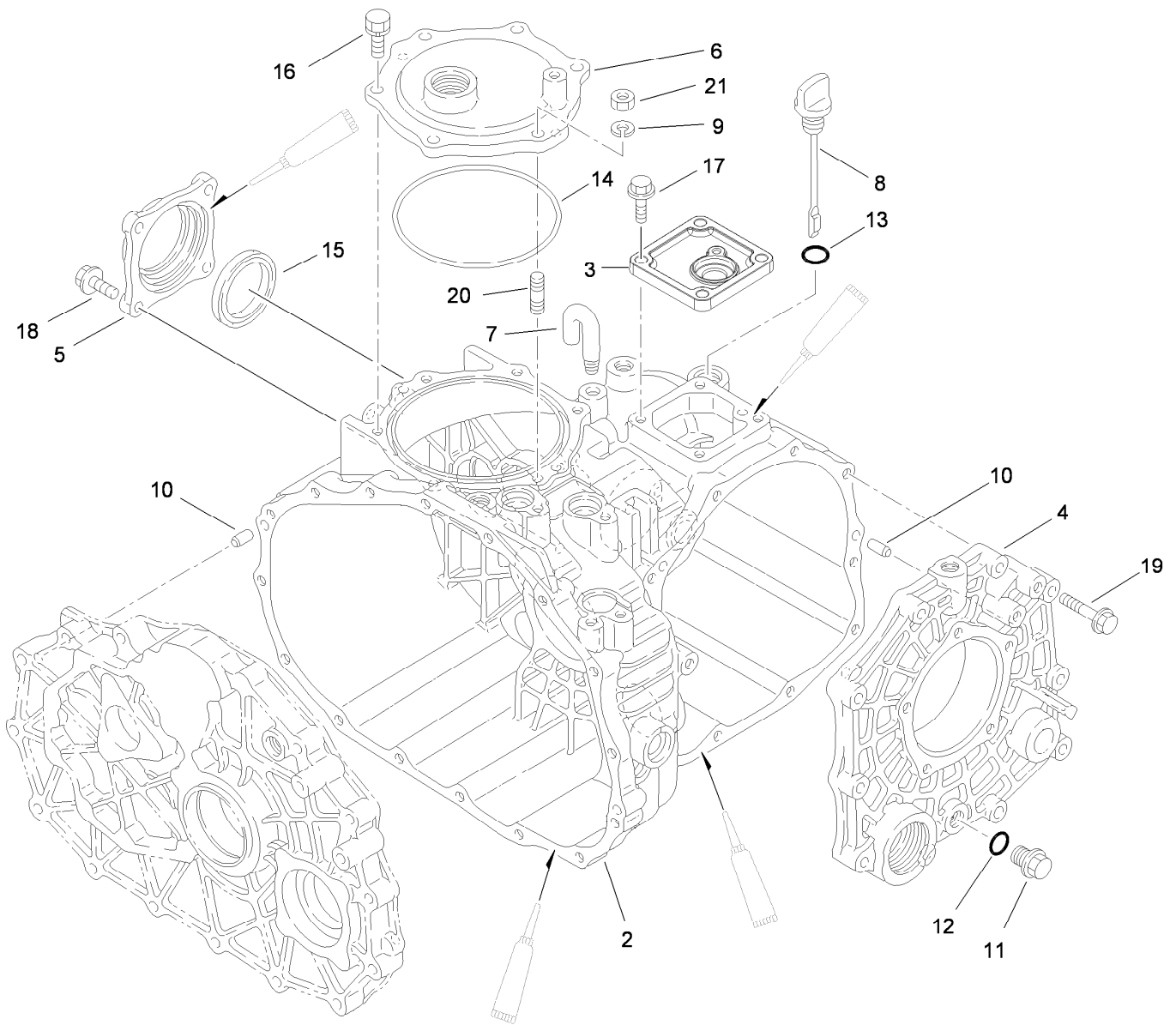
Clutch Linkage Assembly

<i>Ref.</i>	<i>Part Number</i>	<i>Qty.</i>	<i>Description</i>	<i>Ref.</i>	<i>Part Number</i>	<i>Qty.</i>	<i>Description</i>
1	119-9498	1	Bell Housing	11	87-1910	4	Pin-Dowel
2	120-4886	1	Guide-Release	12	33104-040	9	Screw-HHF
3	33104-025	3	Screw-HHF	13	87-6410	1	Bracket-Harness
4	115-2313	1	Bracket-Cable, Clutch	14	107-7983	6	Screw-HH
5	98-7977	2	Screw-HHF	15	32121-7	1	Pin-Roll, Slotted
6	110-2538	1	Bearing-Release, Clutch	16	32121-24	2	Pin-Spring
7	87-5300	1	Fork-Clutch	17	2411-33	1	Balljoint-RH (W/Grommet)
8	115-2311	1	Lever-Clutch	18	3296-4	1	Nut-Lock
9	87-1920	2	Seal-Oil	20	120-5018	1	Clip-Open J, Coated
10	87-3770	2	Bushing-Housing, Bell	21	120-5093	1	Bracket-Clip, Harness



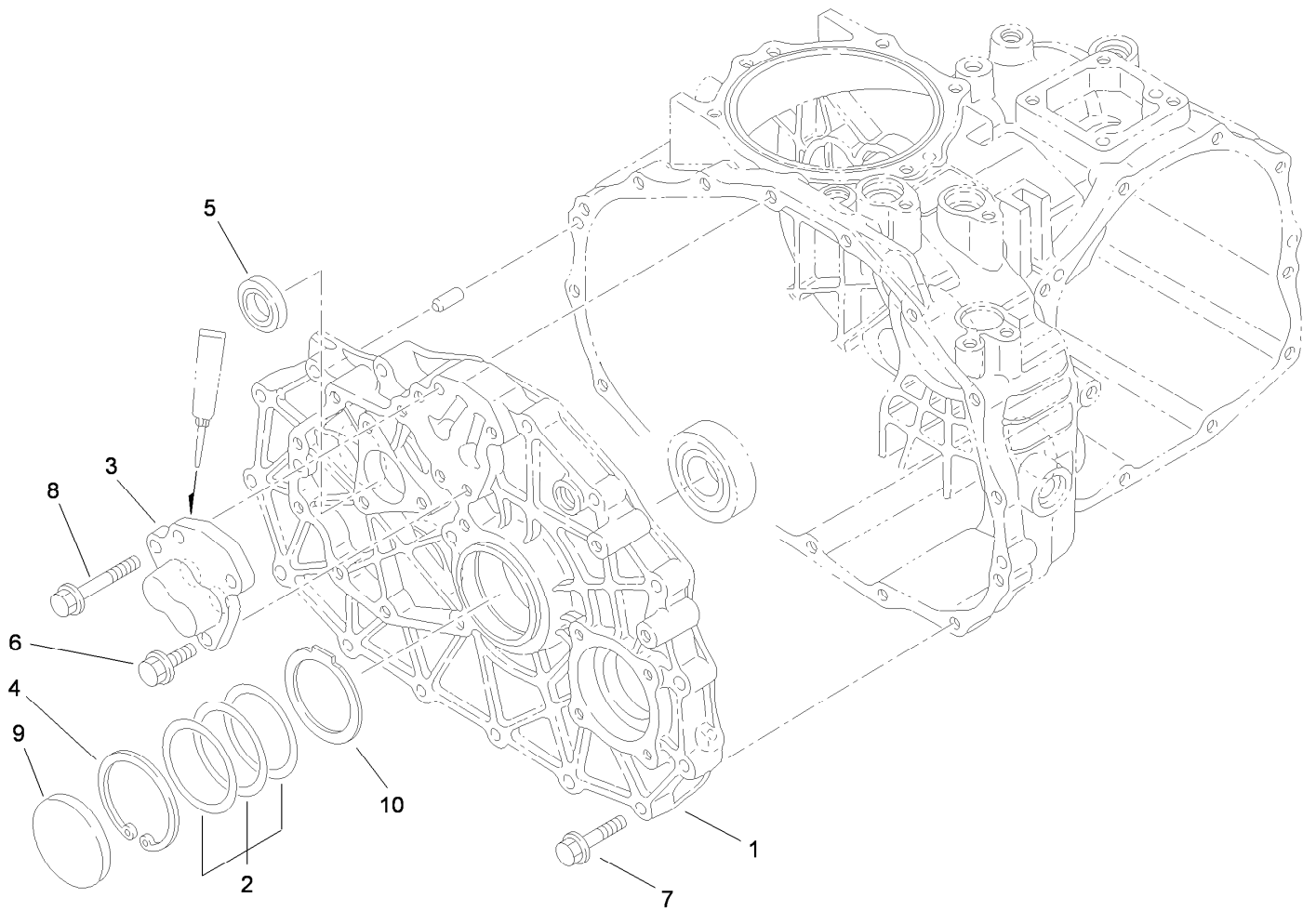
Transaxle Assembly

Ref.	Part Number	Qty.	Description	Ref.	Part Number	Qty.	Description
1	115-7783	1	2 Wheel Drive Transaxle ASM	17	87-2310	2	Clevis-Cable
2	105-4207-03	1	Mount-Cable	18	283-62	3	Pin-Clevis
3	33104-025	2	Screw-HHF	19	3290-307	3	Pin-Cotter
4	87-7960	2	Lever-Shift	20	92-3735	1	Seal-Sensor, Oil
5	87-4470	1	Bracket-Lock, Differential	21	120-4800	1	Sensor-Gear tooth
6	87-7970	1	Arm-Shift	22	33103-012	1	Screw-HHF
7	87-8250	1	Plate-Arm, Shift	23	3290-357	1	Nut-HHF, Whiz
8	103-9511	3	Nut-Lock, NI	24	87-6710	1	Switch-Transmission
9	98-7977	5	Screw-HHF	25	3220-1	2	Nut-Jam
10	68-9950	1	Spring-Traction	26	131-3488	1	Bracket-Spring, Clutch
11	87-6910	1	Spring-Compression	27	115-7741	1	Decal-Oil, Transmission
12	66-9302	1	Screw-HHF, Whiz	28	3290-379	1	Tie-Cable
13	3256-4	1	Washer-Flat	30	87-3990	1	Strainer-Transaxle
14	237-30	2	O-Ring	30:1	237-123	1	O-Ring
15	72-4310	1	Switch-Ball	31	353-987	1	Fitting-Elbow, 90
16	87-7160	1	Clevis-Cable	31:1	237-81	1	O-Ring



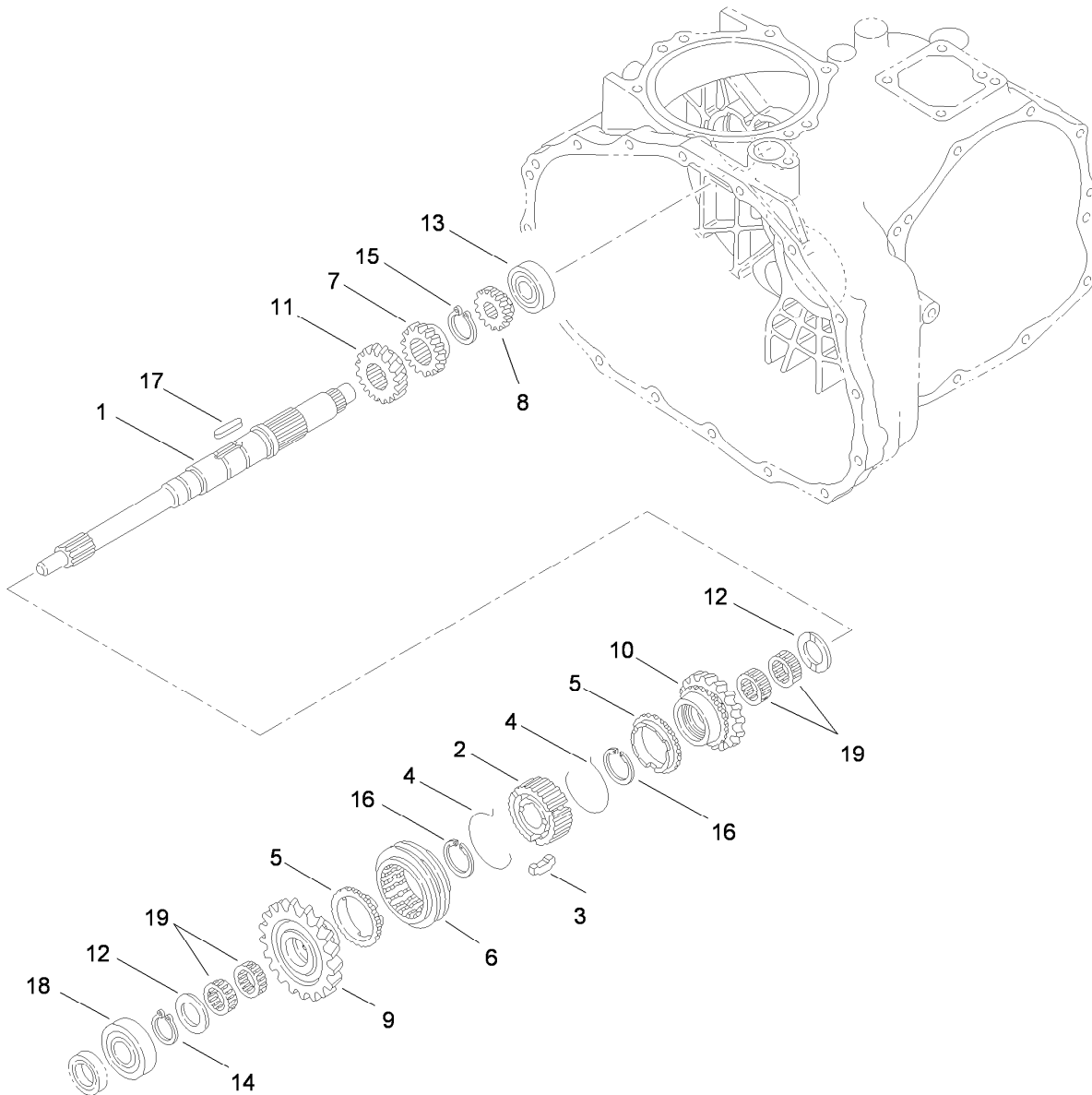
Case Assembly Transaxle Assembly No. 115-7783

<i>Ref.</i>	<i>Part Number</i>	<i>Qty.</i>	<i>Description</i>	<i>Ref.</i>	<i>Part Number</i>	<i>Qty.</i>	<i>Description</i>
2	92-0651	1	Case-Transmission	12	92-0787	1	O-Ring
3	92-0810	1	Cover-Upper, Sensor	13	92-0788	1	O-Ring
4	92-0653	1	Cover-Side	14	92-0790	1	O-Ring
5	92-0655	1	Cover-Seal, Axle	15	92-0793	1	Seal-Oil
6	92-0656	1	Cover-Upper, PTO	16	92-0796	5	Bolt
7	92-0743	1	Breather-Air	17	33104-025	4	Screw-HHF
8	92-0662	1	Cap-Oil	18	33104-025	4	Screw-HHF
9	92-0762	1	Washer-Spring	19	33104-040	10	Screw-HHF
10	92-0765	4	Pin-Parallel	20	92-0805	1	Bolt 8X20
11	92-0773	1	Plug-Drain	21	68-9400	1	Nut-Flange



Center Plate Assembly Transaxle Assembly No. 115-7783

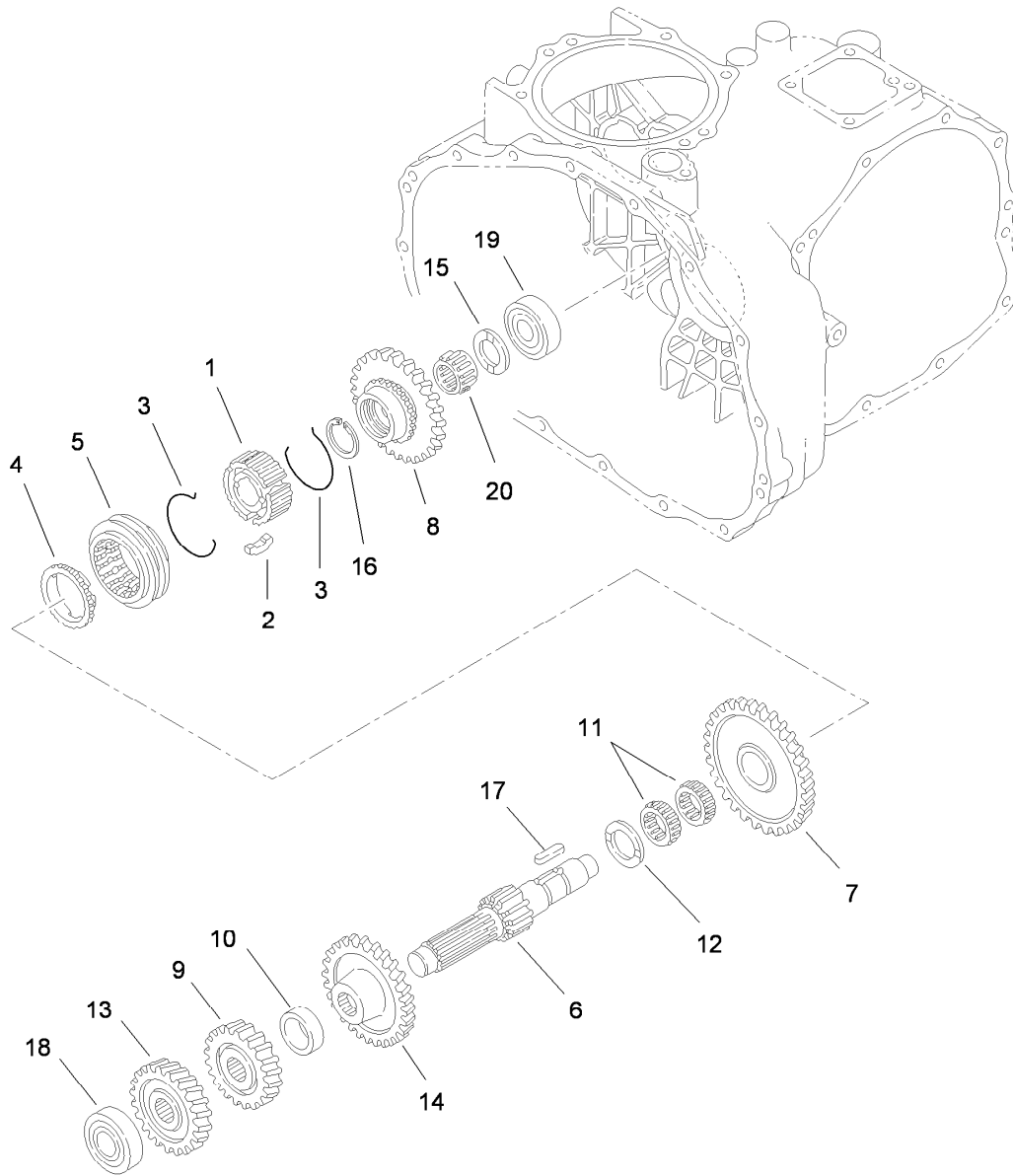
<i>Ref.</i>	<i>Part Number</i>	<i>Qty.</i>	<i>Description</i>
1	100-4461	1	Plate-Center
2	100-4460	1	Shim-Set
3	92-0706	1	Shaft-Fork
4	92-0759	1	Ring-Snap
5	92-0791	1	Seal-Oil
6	33104-025	3	Screw-HHF
7	33104-040	15	Screw-HHF
8	33104-050	1	Screw-HHF
9	92-0807	1	Cap-Sealing
10	100-4465	1	Shim (W/Tab)



Main Shaft Assembly Transaxle Assembly No. 115-7783

<i>Ref.</i>	<i>Part Number</i>	<i>Qty.</i>	<i>Description</i>
1	92-0663	1	Shaft-Main
2	92-0664	1	Hub-Synchro
3	92-0665	3	Key-Synchro
4	92-0666	2	Spring-Synchro
5	92-0667	2	Ring-Synchro
6	92-0668	1	Shifter-Synchro
7	92-0672	1	Gear-Main, 18 Tooth
8	92-0673	1	Gear-Main, 14 Tooth
9	110-2521	1	Gear-Main, 27 Tooth
10	110-2522	1	Gear- Main, 24 Tooth

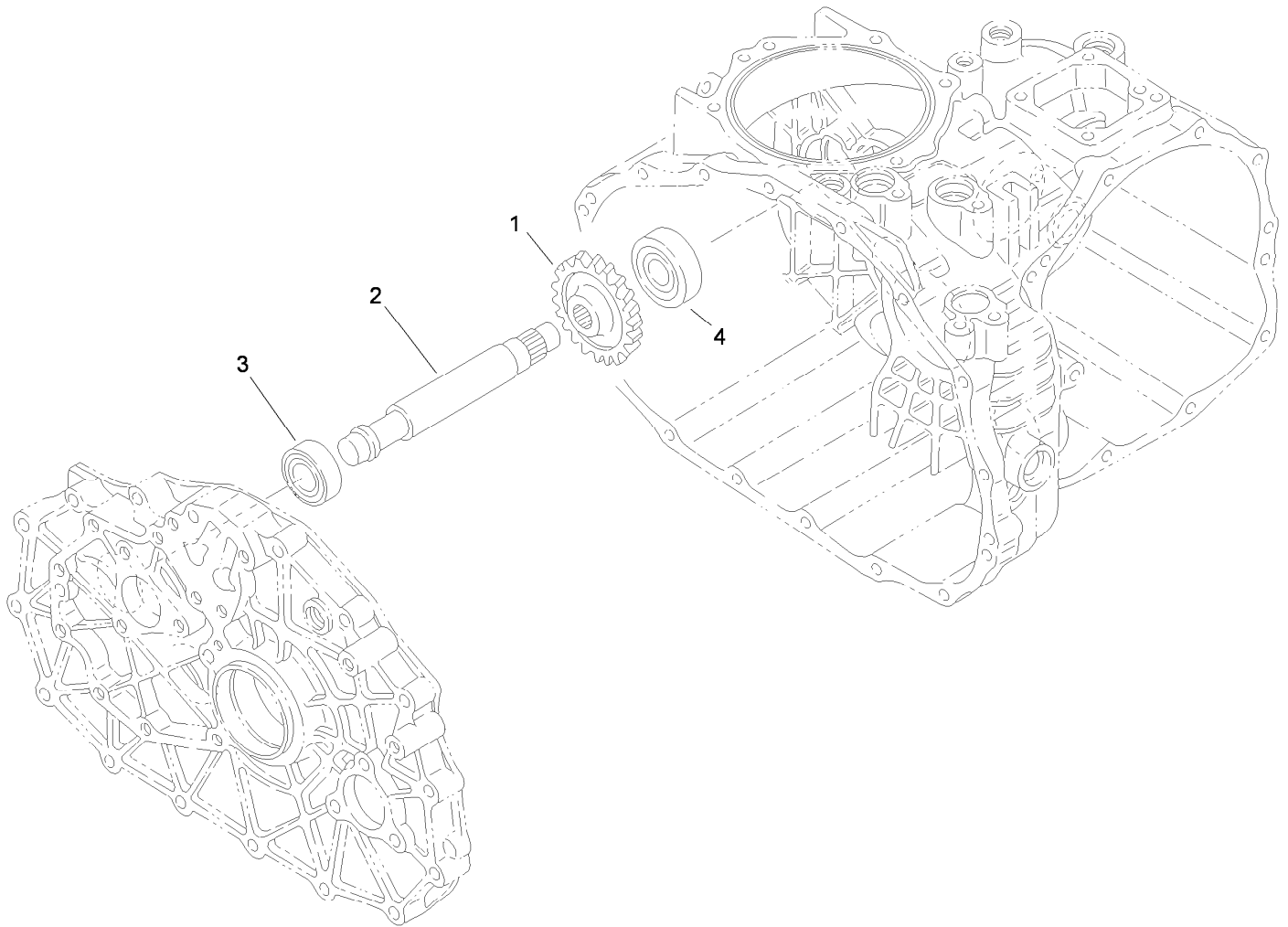
<i>Ref.</i>	<i>Part Number</i>	<i>Qty.</i>	<i>Description</i>
11	92-0687	1	Gear-Main, 16 Tooth
12	92-0740	2	Washer-Thrust
13	92-0650	1	Bearing
14	92-0753	1	Ring-Snap
15	92-0754	1	Ring-Snap
16	92-0763	2	Ring-Snap
17	92-0772	1	Key
18	251-8	1	Bearing-Ball
19	92-0781	4	Bearing-Needle



Reduction Shaft Assembly Transaxle Assembly No. 115-7783

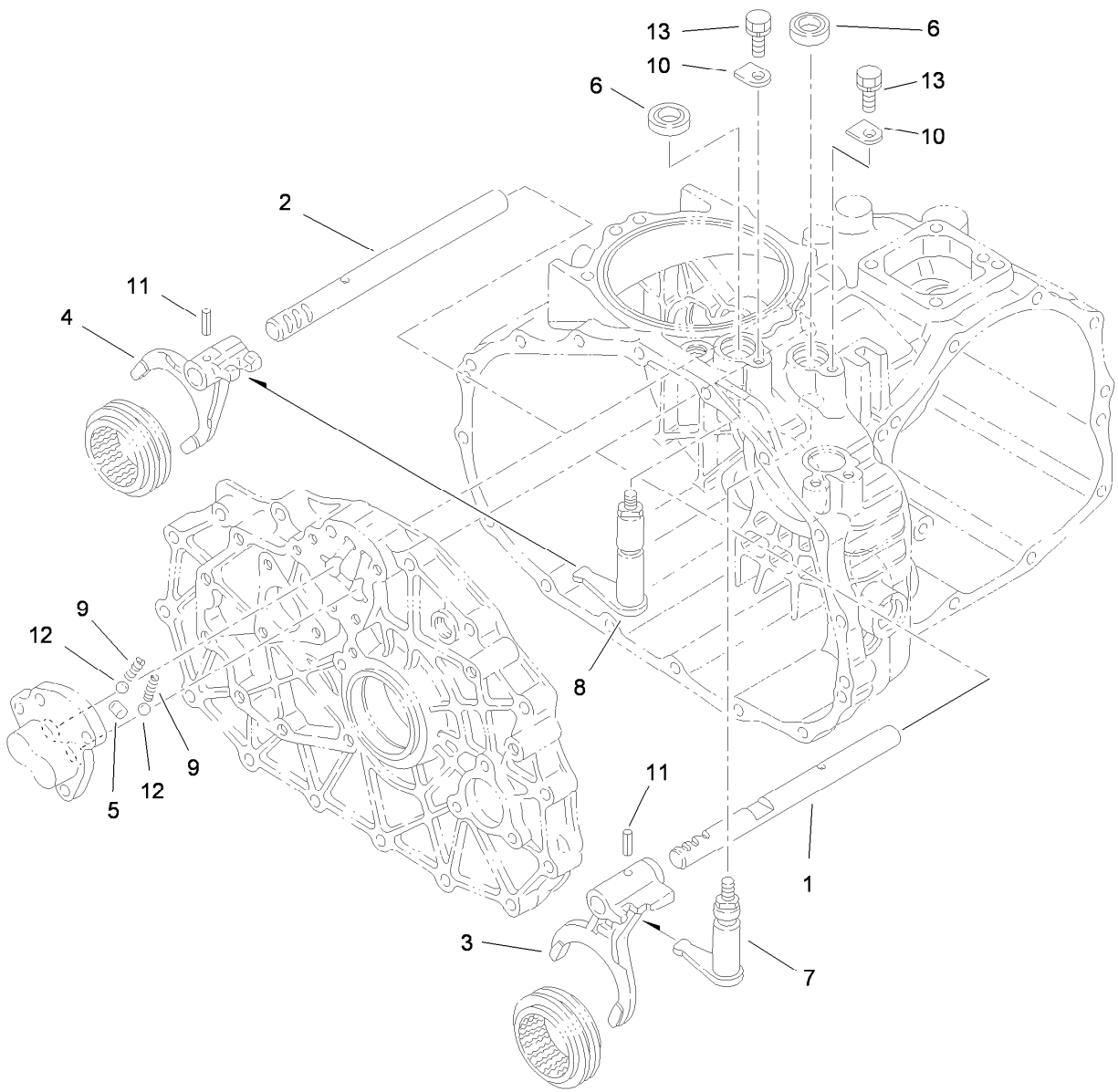
<i>Ref.</i>	<i>Part Number</i>	<i>Qty.</i>	<i>Description</i>
1	92-0664	1	Hub-Synchro
2	92-0665	3	Key-Synchro
3	92-0666	2	Spring-Synchro
4	92-0667	1	Ring-Synchro
5	92-0668	1	Shifter-Synchro
6	92-0674	1	Shaft-Reduction
7	110-2524	1	Gear- Reduction, 49 Tooth
8	92-0819	1	Gear-Reduction, 40 Tooth
9	92-0769	1	Pin-Roll
10	92-0680	1	Collar

<i>Ref.</i>	<i>Part Number</i>	<i>Qty.</i>	<i>Description</i>
11	92-0681	2	Bearing-Needle
12	92-0682	1	Washer-Thrust
13	92-0822	1	Gear-Reduction, 28 Tooth
14	92-0823	1	Gear-Reduction, 43 Tooth
15	92-0740	1	Washer-Thrust
16	92-0673	1	Gear-Main, 14 Tooth
17	92-0772	1	Key
18	105-7985	1	Bearing
19	92-0778	1	Bearing
20	92-0782	1	Bearing-Needle



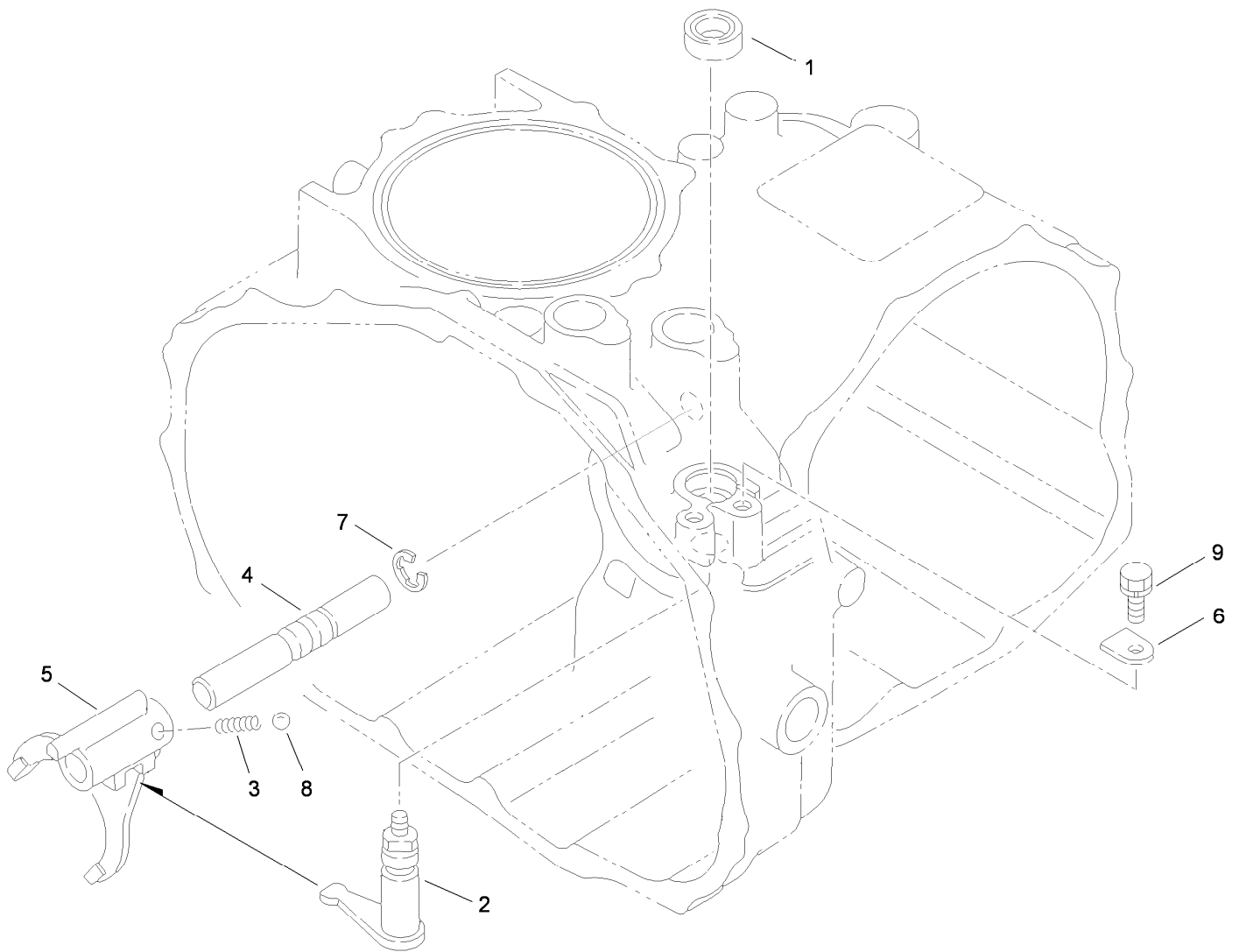
Reverse Shaft Assembly Transaxle Assembly No. 115-7783

<i>Ref.</i>	<i>Part Number</i>	<i>Qty.</i>	<i>Description</i>
1	92-0684	1	Gear-Reverse, 33 Tooth
2	92-0824	1	Shaft-Idler, Reverse
3	251-346	1	Bearing-Ball
4	92-0778	1	Bearing



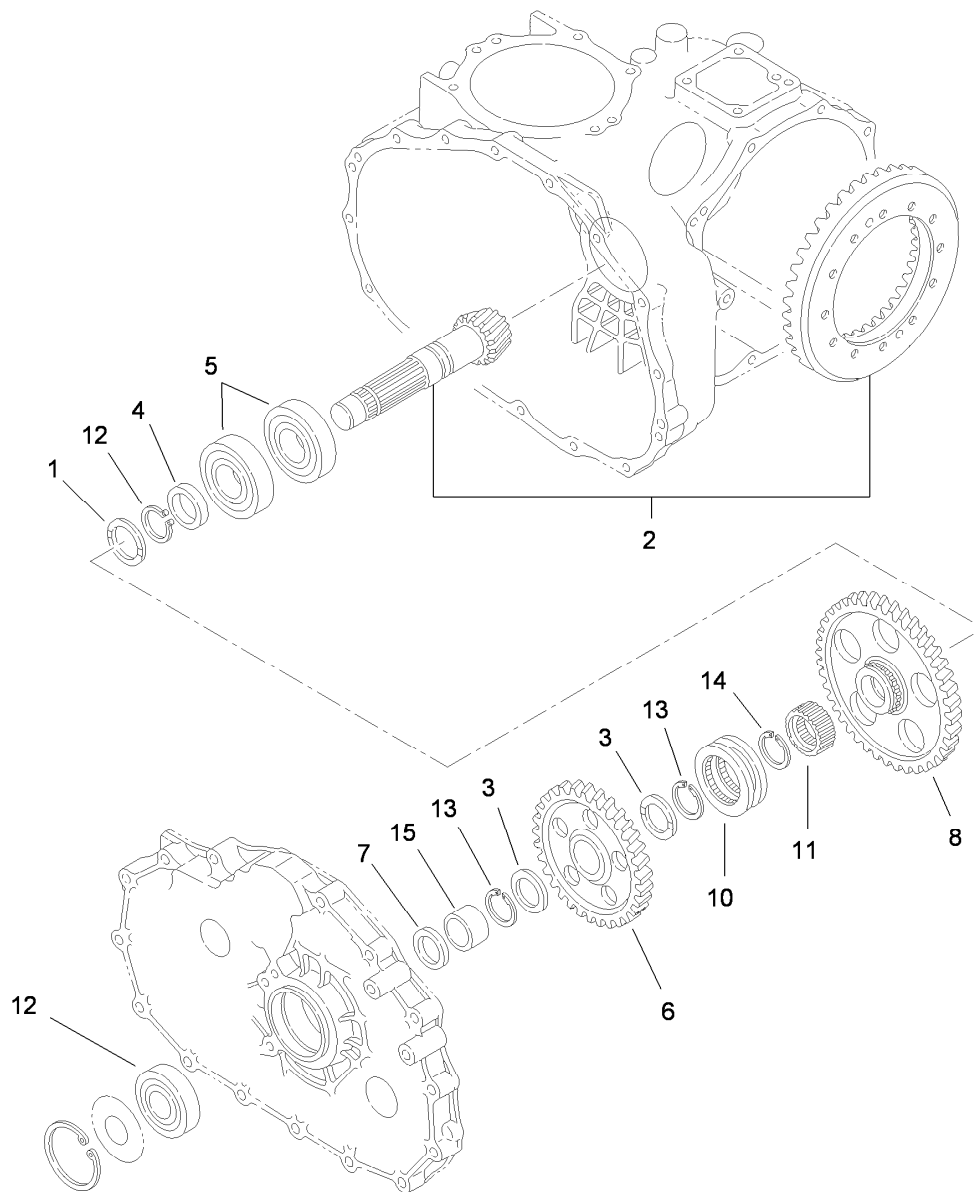
Main Shift Assembly Transaxle Assembly No. 115-7783

<i>Ref.</i>	<i>Part Number</i>	<i>Qty.</i>	<i>Description</i>
1	92-0698	1	Shaft-Fork
2	92-0699	1	Shaft-Fork
3	92-0700	1	Fork-Shift
4	92-0701	1	Fork-Shift
5	92-0705	1	Lock-Spindle
6	92-0729	2	Seal-Oil
7	92-0816	1	Arm-Shift
8	92-0817	1	Arm-Shift
9	92-0731	2	Spring
10	92-0732	2	Plate-Keeper
11	92-0769	2	Pin-Roll
12	92-0785	2	Ball-Steel
13	33104-016	2	Screw-HHF



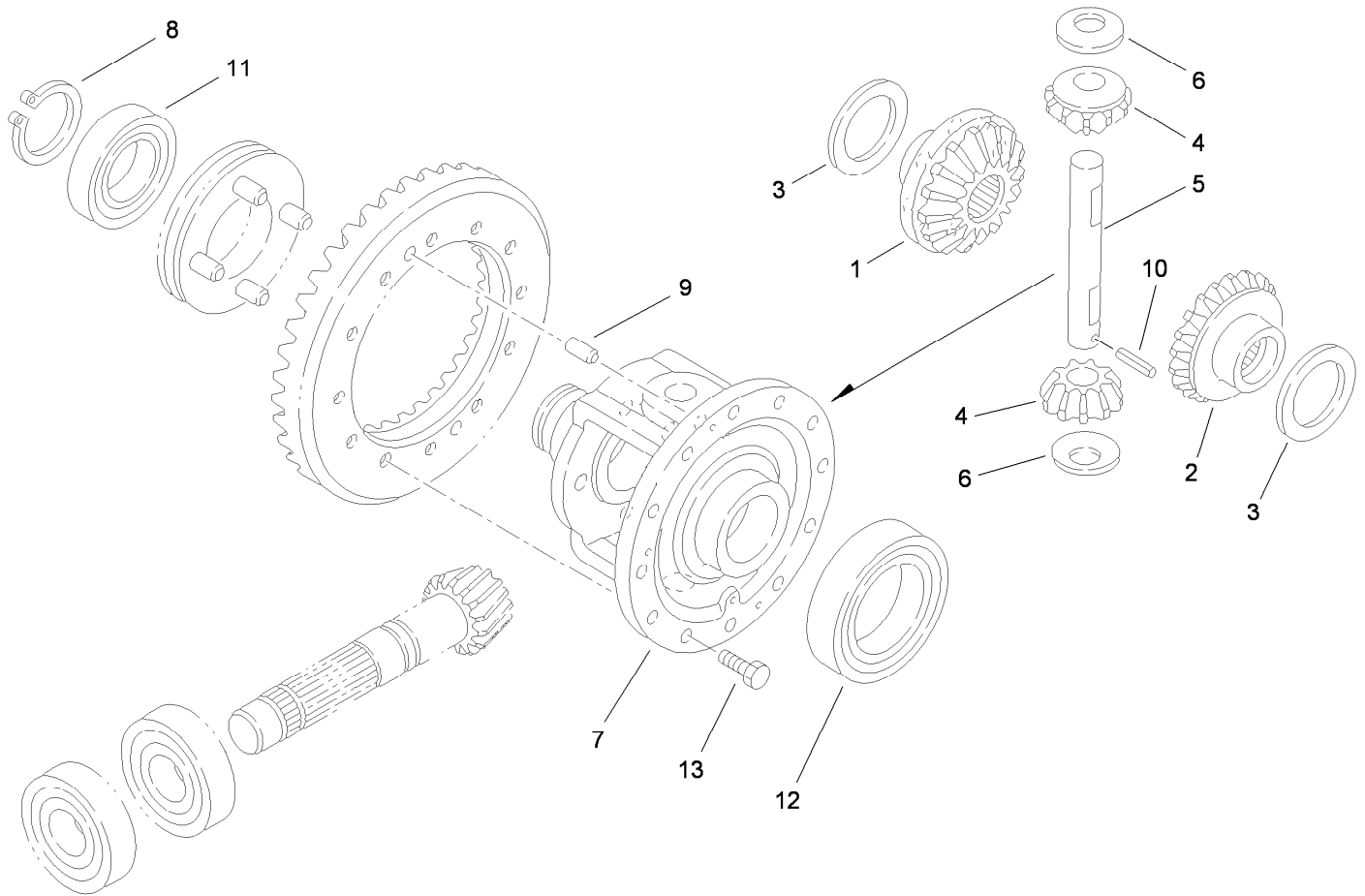
Hi-Lo Shift Assembly Transaxle Assembly No. 115-7783

<i>Ref.</i>	<i>Part Number</i>	<i>Qty.</i>	<i>Description</i>
1	92-0729	1	Seal-Oil
2	92-0818	1	Arm-Shift
3	92-0731	1	Spring
4	92-0708	1	Shaft-Fork
5	92-0709	1	Fork-Shift
6	92-0732	1	Plate-Keeper
7	92-0761	1	Ring-E
8	92-0785	1	Ball-Steel
9	33104-016	1	Screw-HHF



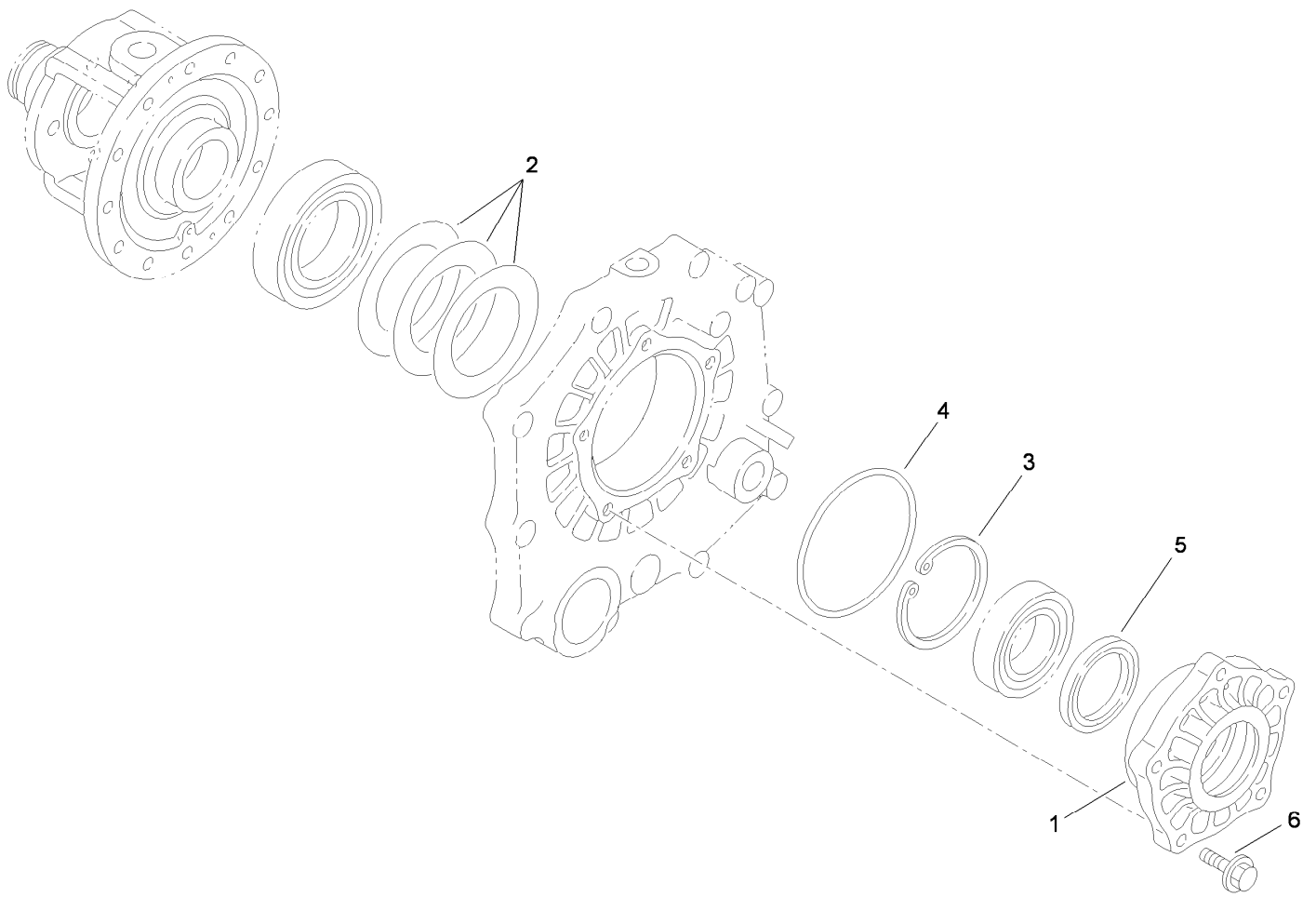
Countershaft Assembly Transaxle Assembly No. 115-7783

<i>Ref.</i>	<i>Part Number</i>	<i>Qty.</i>	<i>Description</i>
1	92-0741	1	Washer-Thrust
2	105-7983	1	Countershaft And Ring Gear ASM
3	92-0711	2	Washer-Thrust
4	92-0713	1	Collar
5	92-0714	2	Bearing
6	92-0715	1	Gear-Countershaft
7	92-0716	1	Collar
8	92-0717	1	Gear-Countershaft
10	92-0718	1	Shifter
11	105-7986	1	Collar-Spline
12	92-0712	1	Bearing-Ball
13	105-7987	2	Ring-Snap
14	92-0755	1	Ring-Snap
15	92-0783	1	Race-Inner



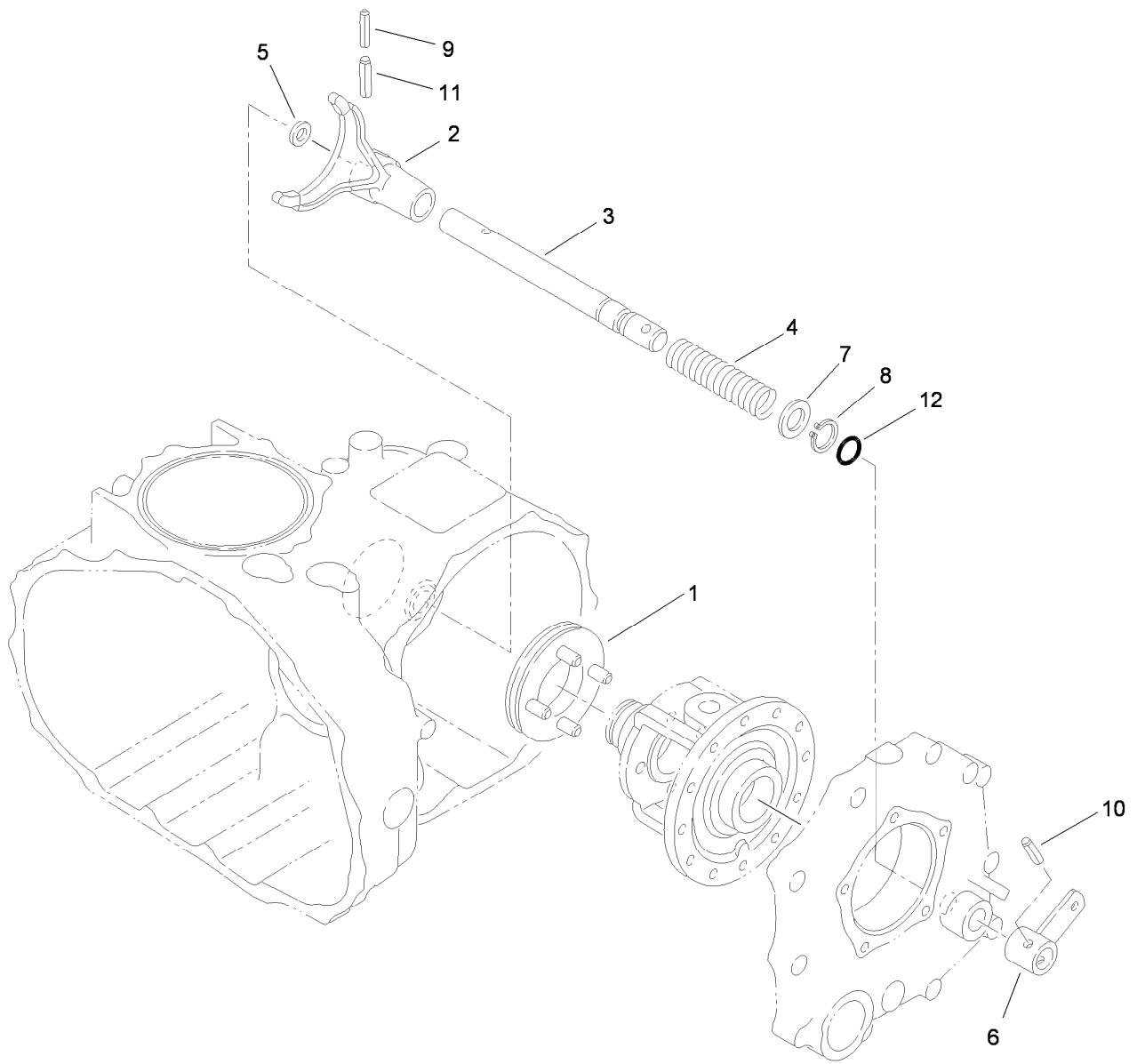
Differential Gear Assembly Transaxle Assembly No. 115-7783

<i>Ref.</i>	<i>Part Number</i>	<i>Qty.</i>	<i>Description</i>
1	92-0745	1	Gear-Side, LH
2	92-0746	1	Gear-Side, RH
3	92-0747	2	Side-Gear, Left Inner
4	92-0748	2	Pinion-Differential
5	92-0749	1	Shaft-Pinion
6	92-0750	2	Washer
7	92-0720	1	Case-Differential
8	92-0756	1	Ring-Snap
9	92-0765	2	Pin-Parallel
10	92-0768	1	Pin-Roll, Spring
11	92-0775	1	Bearing
12	92-0776	1	Bearing
13	92-0803	12	Bolt



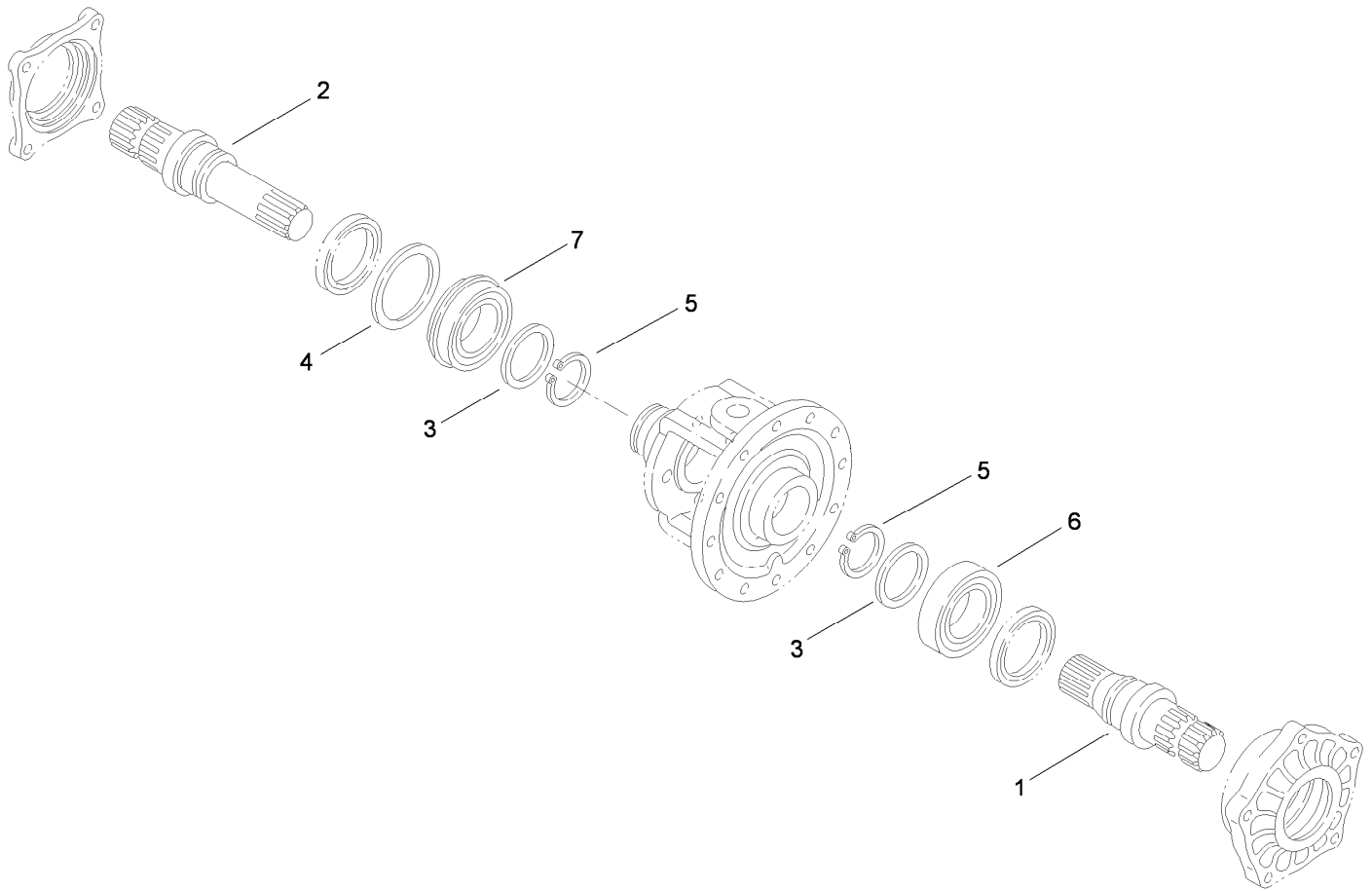
Differential Carrier Assembly Transaxle Assembly No. 115-7783

<i>Ref.</i>	<i>Part Number</i>	<i>Qty.</i>	<i>Description</i>
1	92-0654	1	Carrier-Differential
2	92-0809	1	Set-Shim
3	92-0760	1	Ring-Snap
4	92-0789	1	O-Ring
5	92-0793	1	Seal-Oil
6	33104-030	5	Screw-HHF



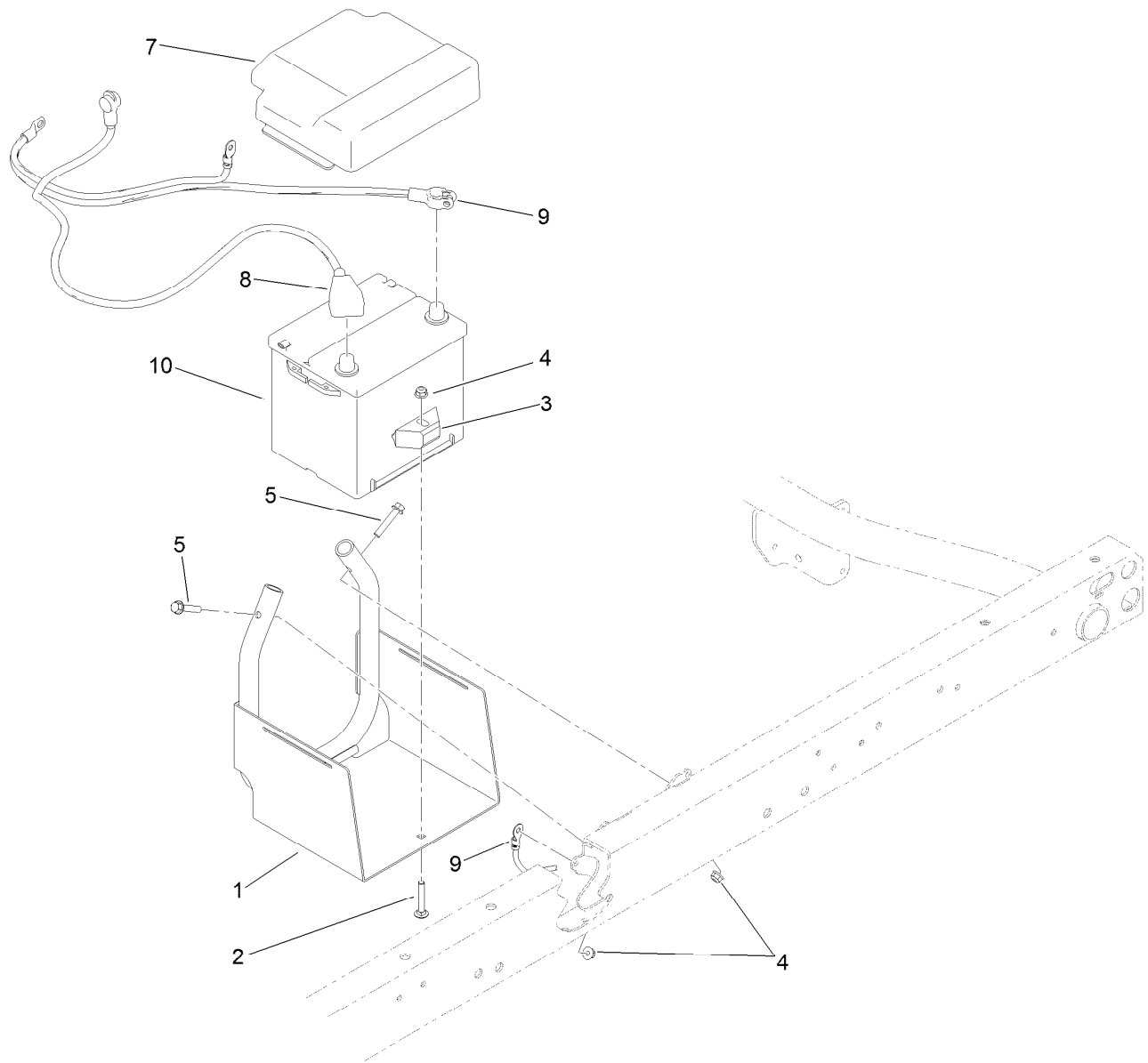
Differential Lock Assembly Transaxle Assembly No. 115-7783

<i>Ref.</i>	<i>Part Number</i>	<i>Qty.</i>	<i>Description</i>
1	92-0730	1	Slider-Differential, Lock
2	92-0721	1	Fork-Lock, Differential
3	92-0722	1	Shaft-Fork, Lock Differential
4	92-0723	1	Spring-Lock, Differential
5	92-0744	1	Washer
6	92-0724	1	Arm-Lock, Differential
7	92-0733	1	Washer
8	92-0753	1	Ring-Snap
9	92-0768	1	Pin-Roll, Spring
10	92-0770	1	Pin-Roll, Spring
11	92-0771	1	Pin-Roll, Spring
12	92-0787	1	O-Ring



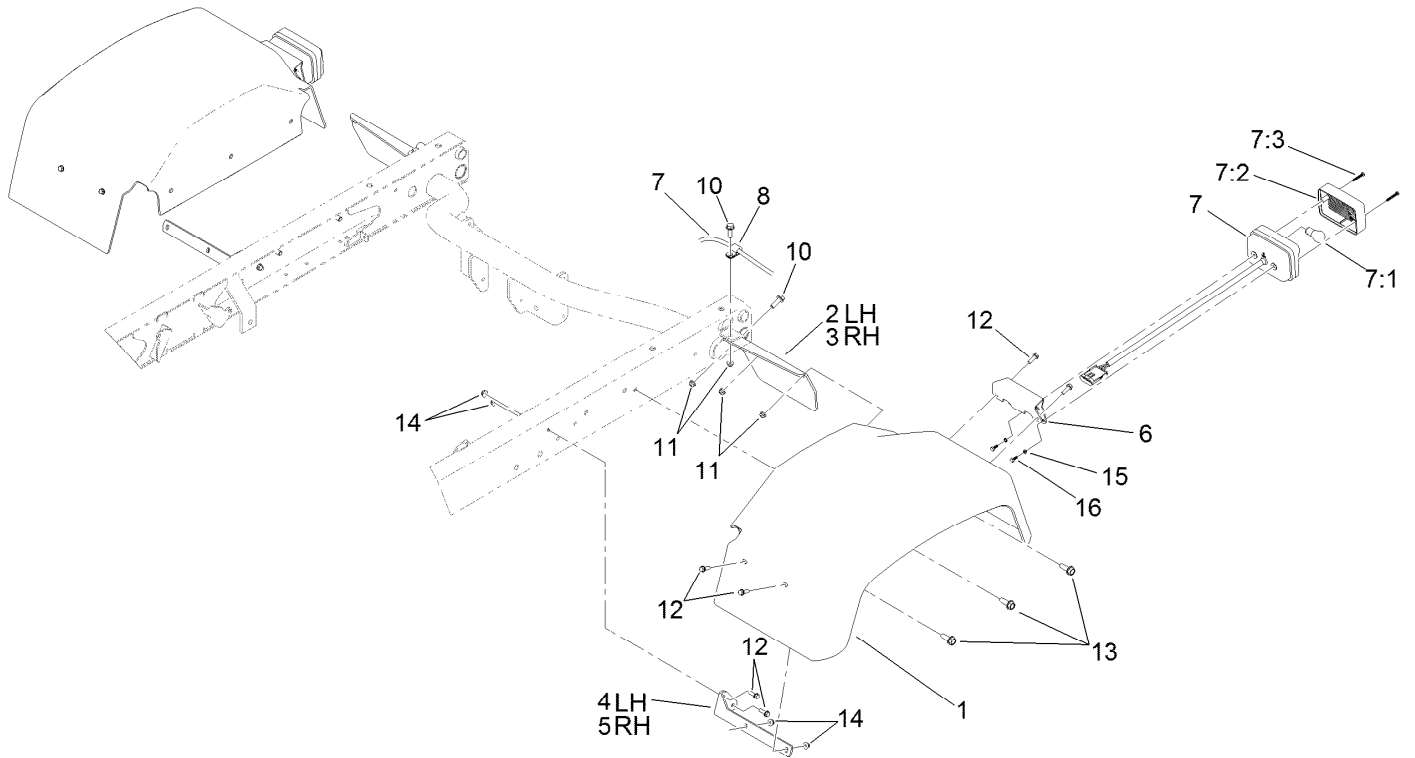
Axle Shaft Assembly Transaxle Assembly No. 115-7783

<i>Ref.</i>	<i>Part Number</i>	<i>Qty.</i>	<i>Description</i>
1	92-0725	1	Shaft-Axle, Left
2	92-0726	1	Shaft-Axle, Right
3	92-0727	2	Washer
4	92-0728	1	Washer
5	92-0756	2	Ring-Snap
6	92-0775	1	Bearing
7	92-0780	1	Bearing



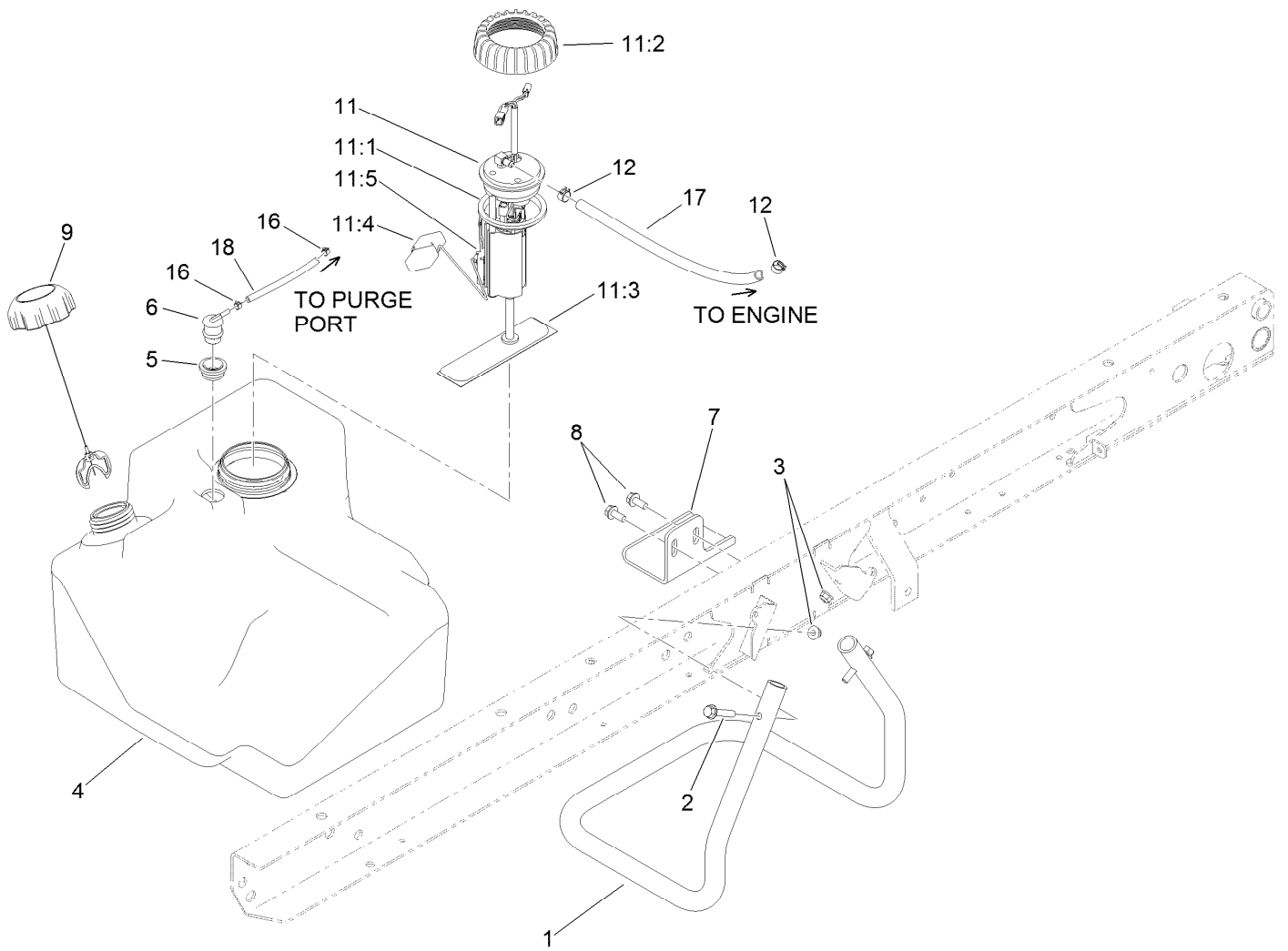
Battery Assembly

<i>Ref.</i>	<i>Part Number</i>	<i>Qty.</i>	<i>Description</i>
1	115-2237-03	1	Tray-Battery
2	3230-6	1	Bolt-CARR
3	66-2490	1	Retainer-Battery
4	104-8300	3	Nut-HF, NI
5	94-5780	2	Screw-HWH
7	119-9496	1	Cover-Battery
8	122-0281	1	Cable-Battery, Positive
9	122-0120	1	Cable-Battery, Negative
10	106-5187	1	Battery-Dry



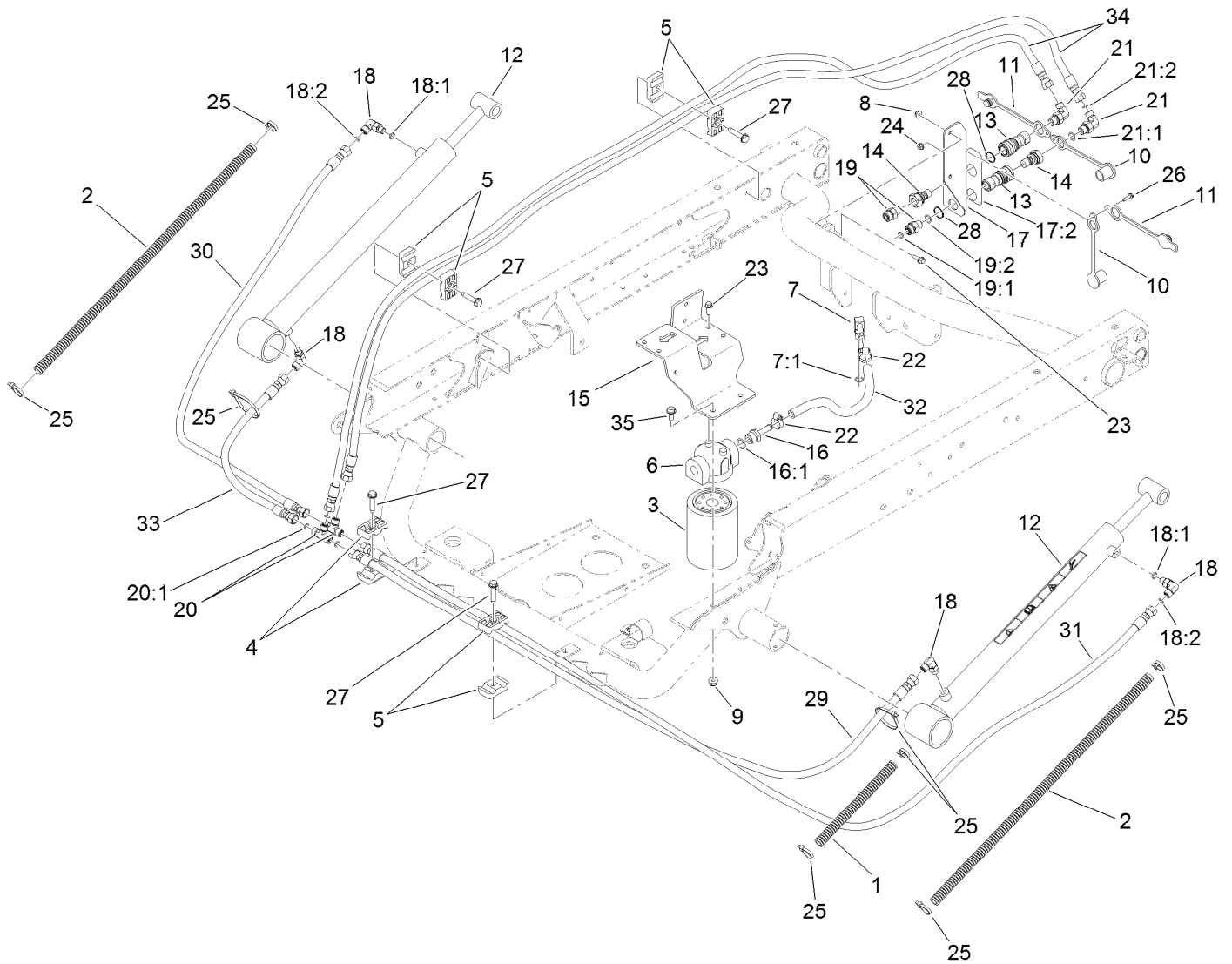
Tail Light and Fender Assembly

<i>Ref.</i>	<i>Part Number</i>	<i>Qty.</i>	<i>Description</i>	<i>Ref.</i>	<i>Part Number</i>	<i>Qty.</i>	<i>Description</i>
1	87-6660	2	Fender-Rear	7:3	121-6272	2	Screw-PPH
2	93-8943-03	1	Bracket-Fender, Rear (LH)	8	2412-93	2	Clamp-R
3	93-8944-03	1	Bracket-Fender, Rear (RH)	10	3234-17	4	Screw-HHF
4	93-8941-03	1	Bracket-Fender, Front (LH)	11	104-8300	4	Nut-HF, NI
5	93-8942-03	1	Bracket-Fender, Front (RH)	12	32105-15	12	Screw-HWH
6	121-6269-03	2	Bracket-Light, Tail	13	105-6245	6	Screw-Tapping
7	120-4820	2	Light-Tail, Brake	14	104-7201	12	Nut-HF
7:1	115-7858	1	Bulb-7528	15	43-5920	4	Washer-Lock, Spring
7:2	121-6271	1	Lens-Light, Tail	16	121-6320	4	Screw-HH



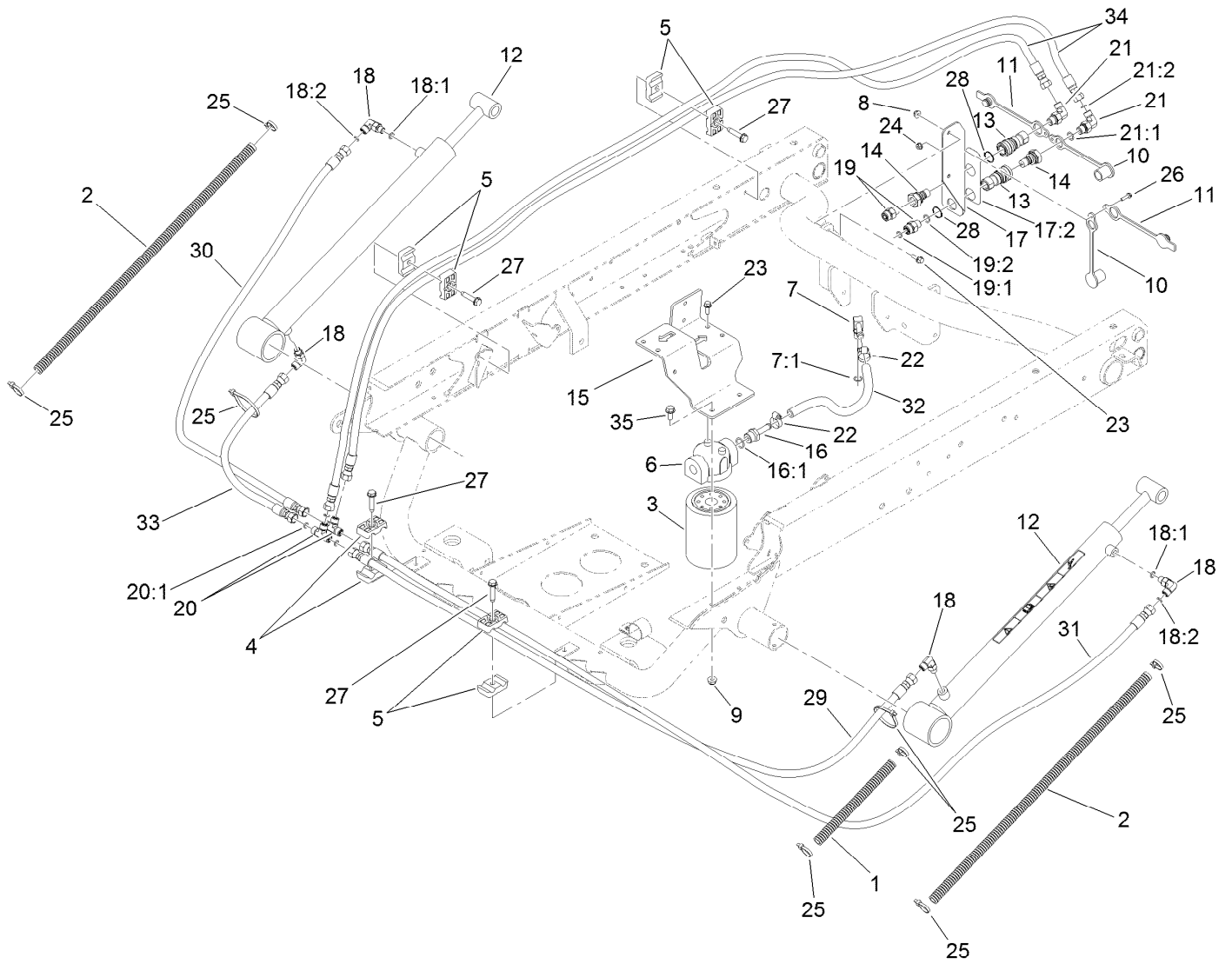
Fuel System Assembly

<i>Ref.</i>	<i>Part Number</i>	<i>Qty.</i>	<i>Description</i>	<i>Ref.</i>	<i>Part Number</i>	<i>Qty.</i>	<i>Description</i>
1	115-7767-03	1	Tube-Support	11:1	115-2163	1	Gasket-Pump, Fuel
2	94-5780	2	Screw-HWH	11:2	115-2162	1	Cap-Pump, Fuel
3	104-8300	2	Nut-HF, NI	11:3	115-7818	1	Fuel Filter ASM
4	115-7700	1	Tank-Fuel	11:4	120-4812	1	Float
5	114-0284	1	Grommet	11:5	127-8691	1	Sender-Fuel Level
6	114-0285	1	Valve-Rollover	12	92-2379	2	Clamp-Hose
7	114-8404	1	Plate-Retainer	16	2412-146	2	Clamp-Hose
8	32144-11	2	Screw-Thd Roll, HWH	17	109-0287	1	Hose-Fuel
9	115-7788	1	Cap-Fuel	18	110-3254	1	Hose-Fuel
11	115-2399	1	Pump-Fuel				



Hydraulic Lift Cylinder Assembly

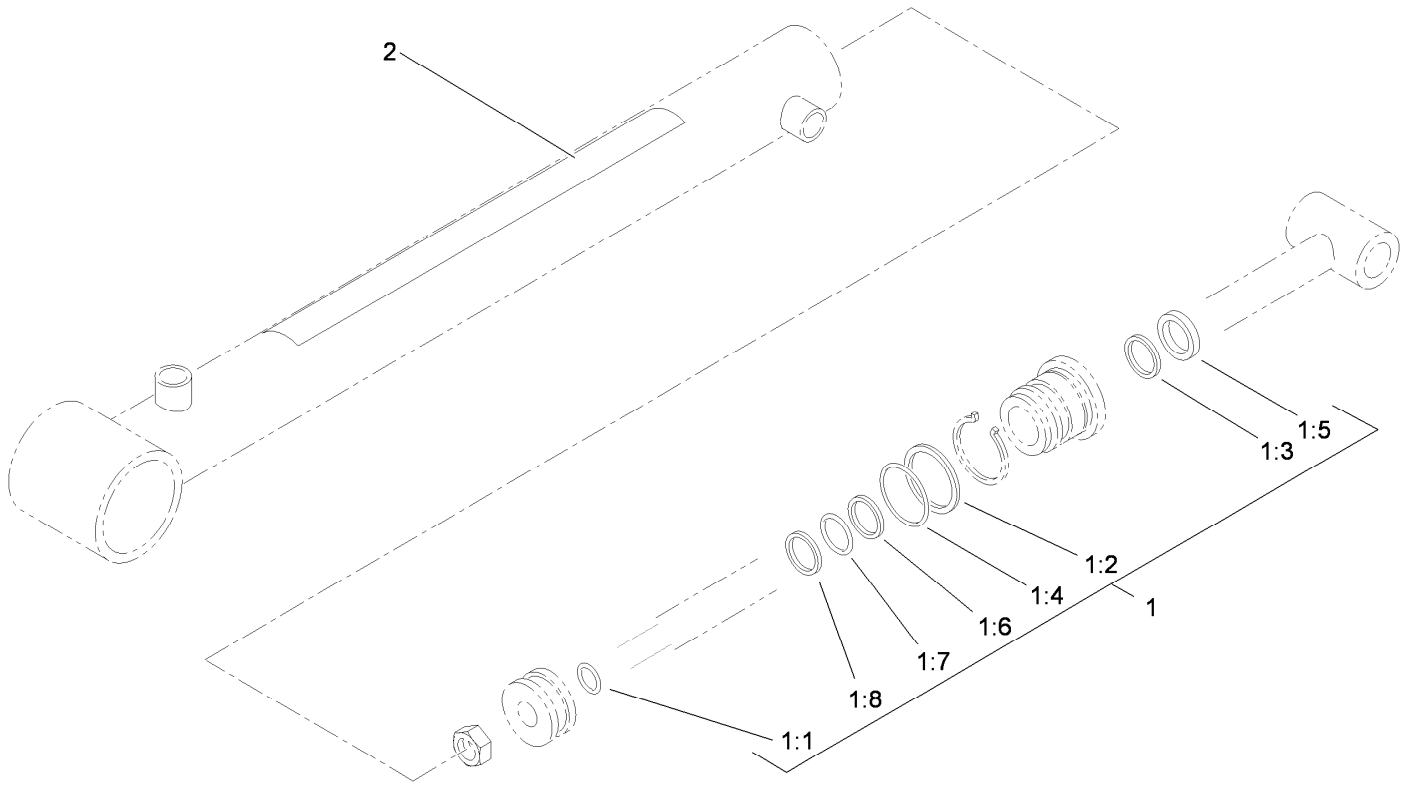
Ref.	Part Number	Qty.	Description	Ref.	Part Number	Qty.	Description
1	24-7922	1	Conduit-Convolved, Split	18:1	237-78	1	O-Ring
2	24-7923	2	Conduit-Convolved, Split	18:2	237-21	1	O-Ring
3	54-0110	1	Filter-Oil, Transmission	19	340-2	2	Fitting-Straight
4	56-7971	2	Clamp-Tube	19:1	237-22	1	O-Ring
5	56-7976	6	Clamp-Tube	19:2	237-42	1	O-Ring
6	87-8780	1	Head-Filter	20	340-21	2	Fitting
7	100-4887	1	Fitting-Elbow, 90	20:1	237-21	3	O-Ring
7:1	237-42	1	O-Ring	21	340-82	2	Fitting-Elbow, 90 DEG
8	104-7201	2	Nut-HF	21:1	237-42	1	O-Ring
9	104-8300	2	Nut-HF, NI	21:2	237-21	1	O-Ring
10	106-7881	2	Cap-Dust, HYD	22	2412-36	2	Clamp-Hose
11	106-7882	2	Plug-Dust, HYD	23	3234-4	4	Screw-HHF
12	106-7939	2	HYD Cylinder ASM	24	3290-148	1	Nut-HF
13	106-7968	2	Coupler-Quick, Female	25	3290-379	6	Tie-Cable
14	106-7969	2	Coupler-Quick, Male	26	32105-13	1	Screw-HWH
15	115-2168-03	1	Bracket-Filter	27	32144-57	4	Screw
16	115-2231	1	Fitting-STR	28	32151-83	2	Ring-Snap
16:1	237-79	1	O-Ring	29	115-7711	1	Hose-HYD
17	115-7715	1	Coupler Bracket ASM	30	108-6508	1	Hose-HYD
17:2	115-7723	1	Decal-Disconnect, Quick	31	104-3716	1	Hose-HYD
18	340-132	4	Fitting-Elbow, 90 DEG	32	115-2228	1	Hose-HYD



Hydraulic Lift Cylinder Assembly (continued)

Ref.	Part Number	Qty.	Description
33	110-0931	1	Hose-HYD

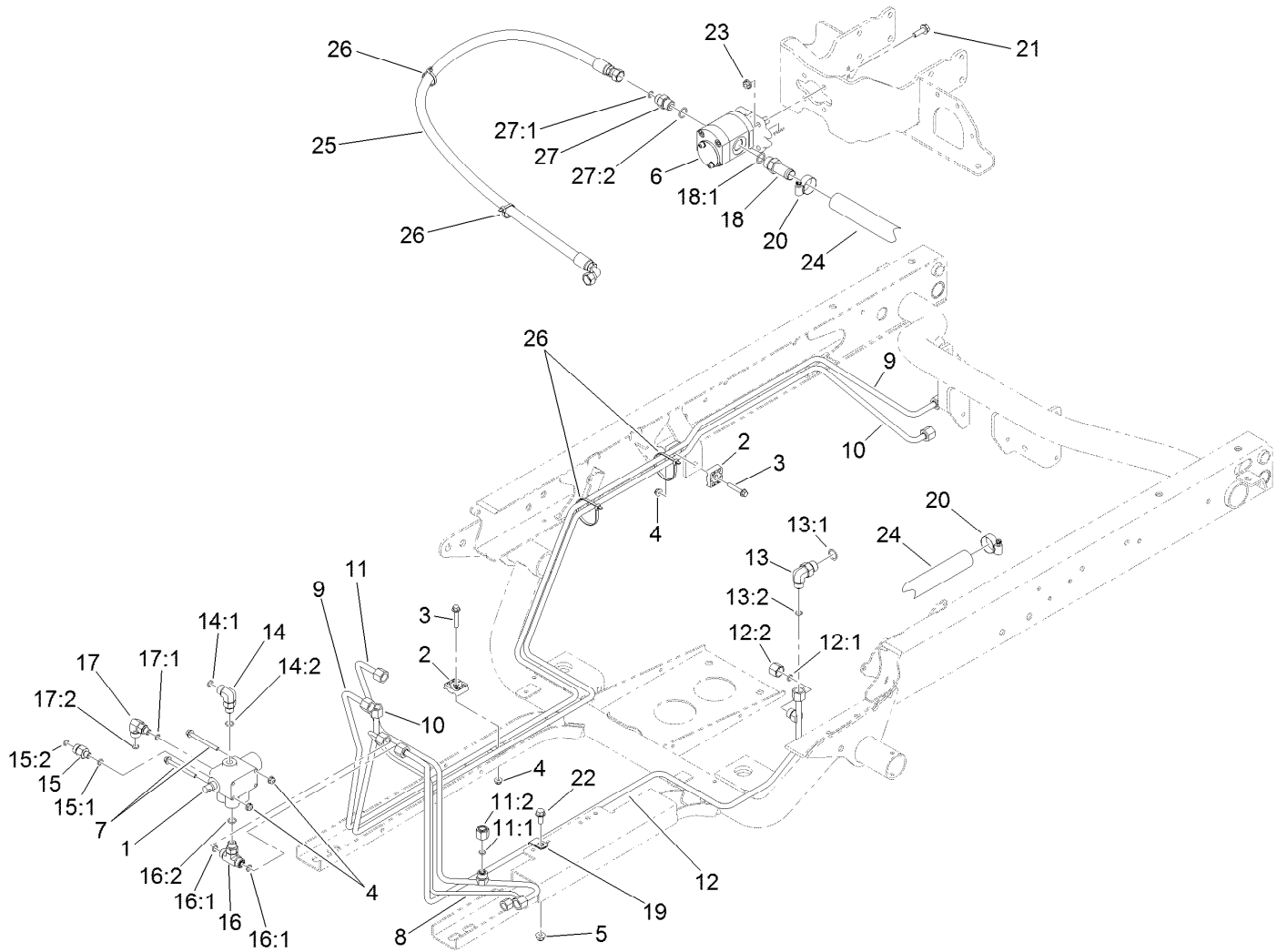
Ref.	Part Number	Qty.	Description
34	106-3680	2	Hose-HYD
35	3234-5	2	Screw-HHF



Hydraulic Cylinder Assembly No. 106-7939

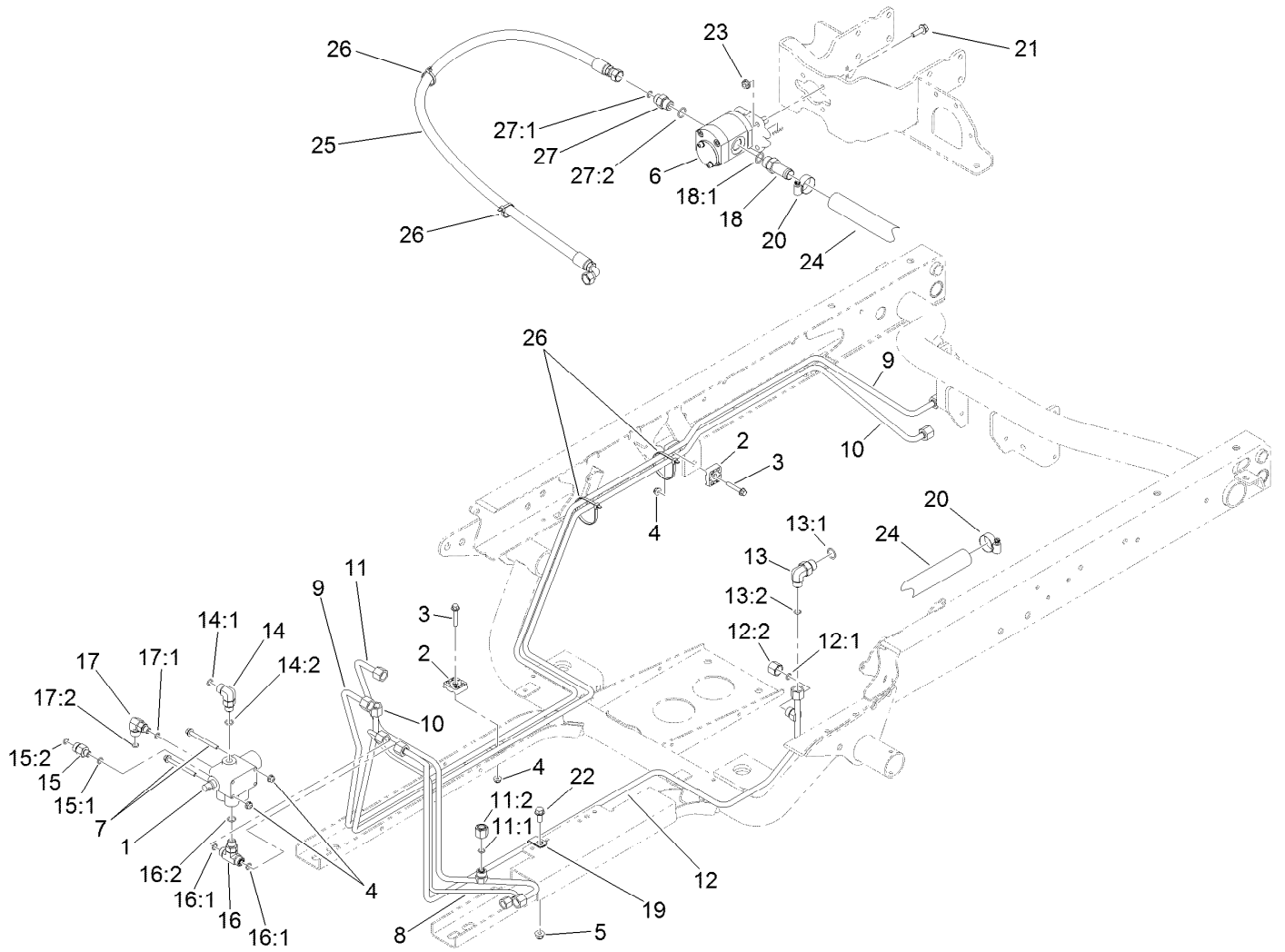
<i>Ref.</i>	<i>Part Number</i>	<i>Qty.</i>	<i>Description</i>
1	106-7941	1	Seal Kit
1:1		1	O-Ring ●
1:2		1	O-Ring ●
1:3		1	Seal ●
1:4		1	Back-Up ●
1:5		1	Wiper ●
1:6		1	Seal ●
1:7		1	O-Ring ●
1:8		1	Ring-Wear ●
2	93-9852	1	Decal-Warning

● Not serviced separately



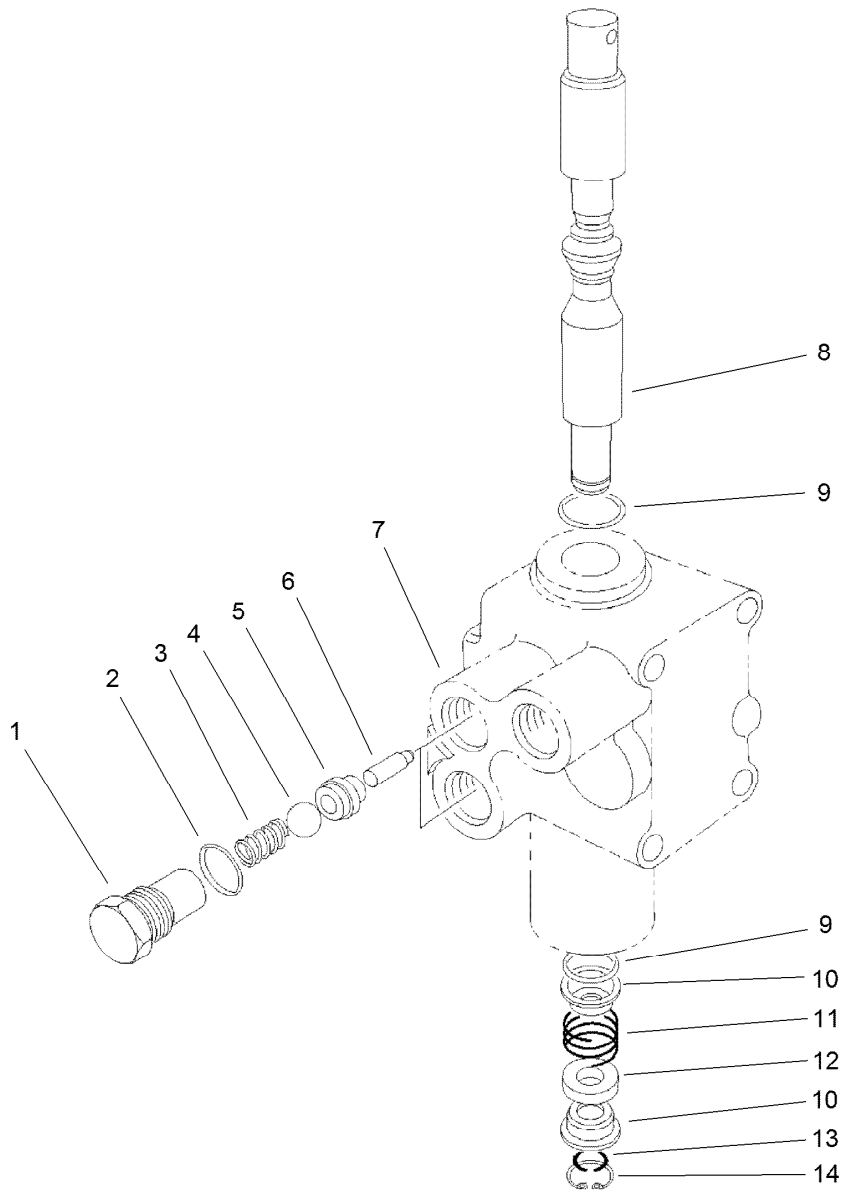
Main Hydraulic Pump and Lift Valve Assembly

Ref.	Part Number	Qty.	Description	Ref.	Part Number	Qty.	Description
1	43-1950	1	HYD Control Valve ASM	14:2	237-42	1	O-Ring
2	56-7973	4	Clamp-Tube	15	340-88	1	Fitting-Straight
3	94-5781	2	Screw-HHF	15:1	237-22	1	O-Ring
4	104-7201	4	Nut-HF	15:2	237-78	1	O-Ring
5	104-8300	1	Nut-HF, NI	16	340-94	1	Adapter
6	114-8302	1	HYD Pump ASM	16:1	237-22	2	O-Ring
7	114-8410	2	Screw-HHF	16:2	237-42	1	O-Ring
8	127-8605	1	Tube-HYD	17	340-97	1	Fitting-Elbow, 90 DEG
9	115-2217	1	Tube-HYD	17:1	237-22	1	O-Ring
10	115-2218	1	Tube-HYD	17:2	237-78	1	O-Ring
11	127-8604	1	Tube-HYD	18	354-136	1	Fitting-STR
11:1	237-22	1	O-Ring	18:1	237-80	1	O-Ring
11:2	340-117	1	Cap	19	2412-113	1	Clamp-R
12	127-8752	1	Tube-HYD	20	2412-129	2	Clamp-Hose
12:1	237-22	1	O-Ring	21	3234-17	4	Screw-HHF
12:2	340-117	1	Cap	22	3234-5	1	Screw-HHF
13	340-18	1	Fitting-HYD, 90 DEG	23	32128-20	4	Nut-HF
13:1	237-79	1	O-Ring	24	87-3670	1	Hose-Suction
13:2	237-22	1	O-Ring	25	121-6283	1	Hose-HYD
14	340-77	1	Fitting-Elbow, 90 DEG	26	3290-379	4	Tie-Cable
14:1	237-22	1	O-Ring	27	340-3	1	Fitting-Straight



Main Hydraulic Pump and Lift Valve Assembly (continued)

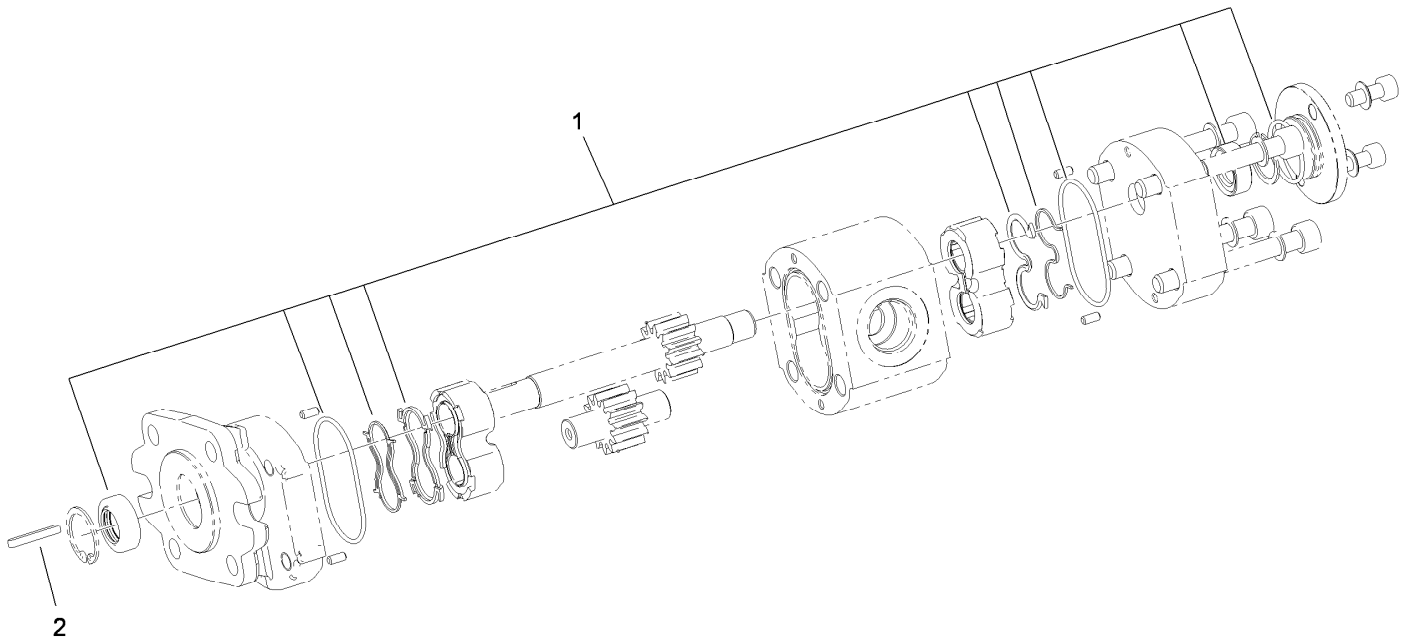
<i>Ref.</i>	<i>Part Number</i>	<i>Qty.</i>	<i>Description</i>
27:1	237-22	1	O-Ring
27:2	237-79	1	O-Ring



Control Valve Assembly No. 43-1950

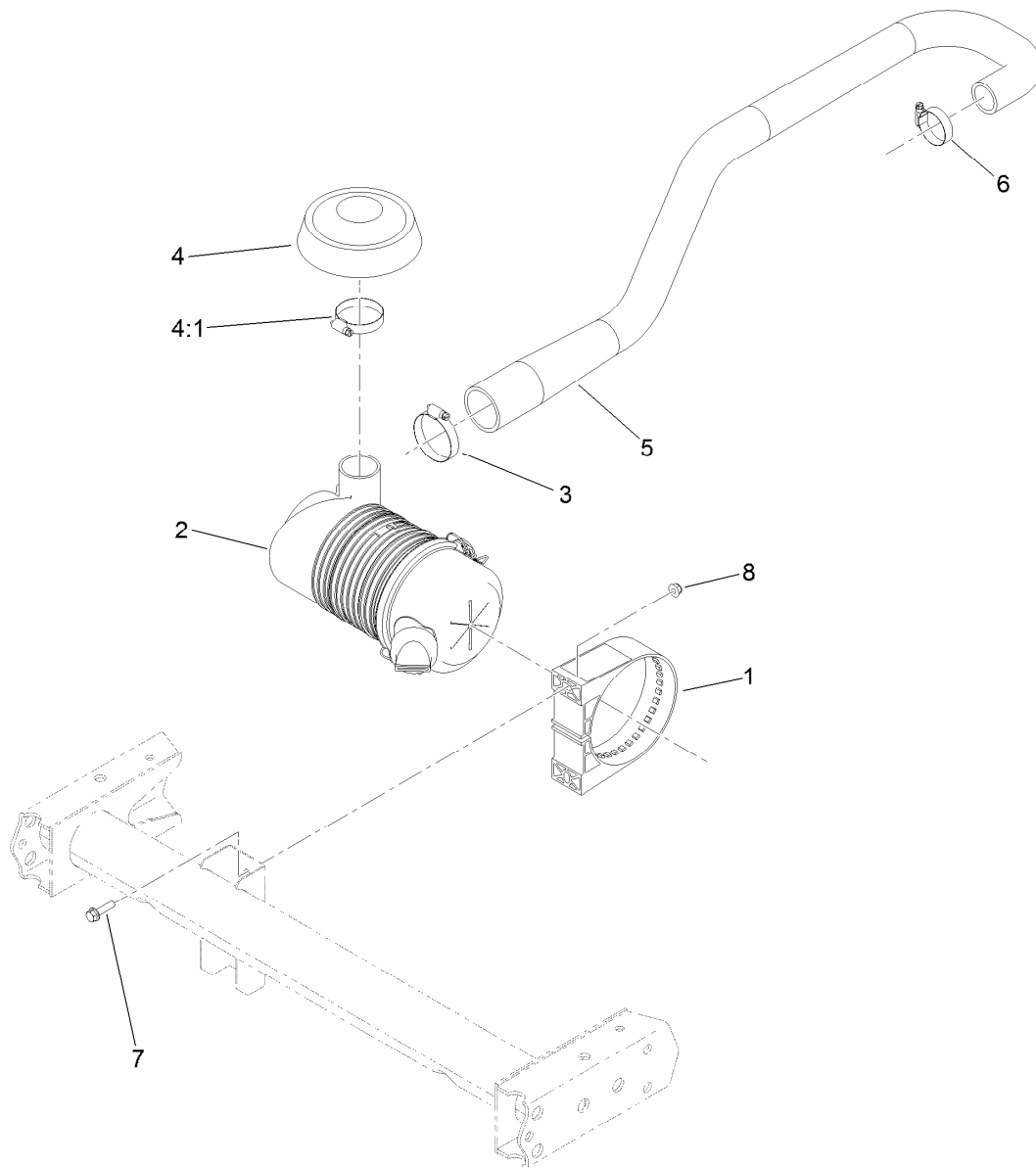
<i>Ref.</i>	<i>Part Number</i>	<i>Qty.</i>	<i>Description</i>
1	22-8330	2	Plug
2	237-42	2	O-Ring
3	22-8340	2	Spring
4	22-8350	2	Ball
5	22-8370	2	Seat-Valve
6	22-8360	2	Pin
7		1	Body ●
8	22-8420	1	Spool
9	22-8500	2	O-Ring
10	22-8380	2	Retainer
11	22-8410	1	Spring
12	23-3030	1	Spacer
13	22-8480	1	Ring-Snap
14	22-8490	1	Ring-Snap

● Not serviced separately



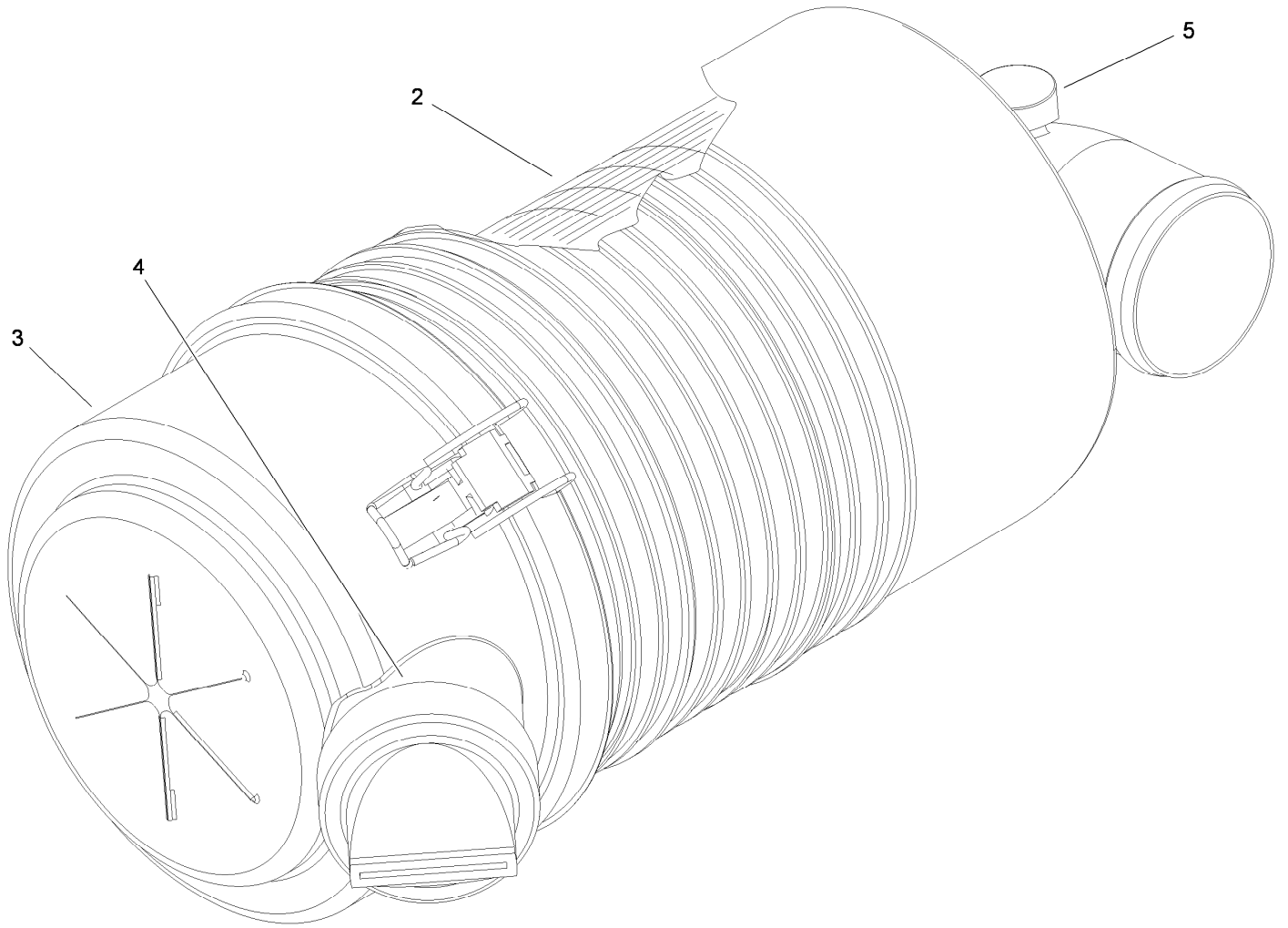
Hydraulic Gear Pump Assembly No. 114-8302

<i>Ref.</i>	<i>Part Number</i>	<i>Qty.</i>	<i>Description</i>
1	115-8696	1	Seal Kit
2	115-7855	1	Key-Square



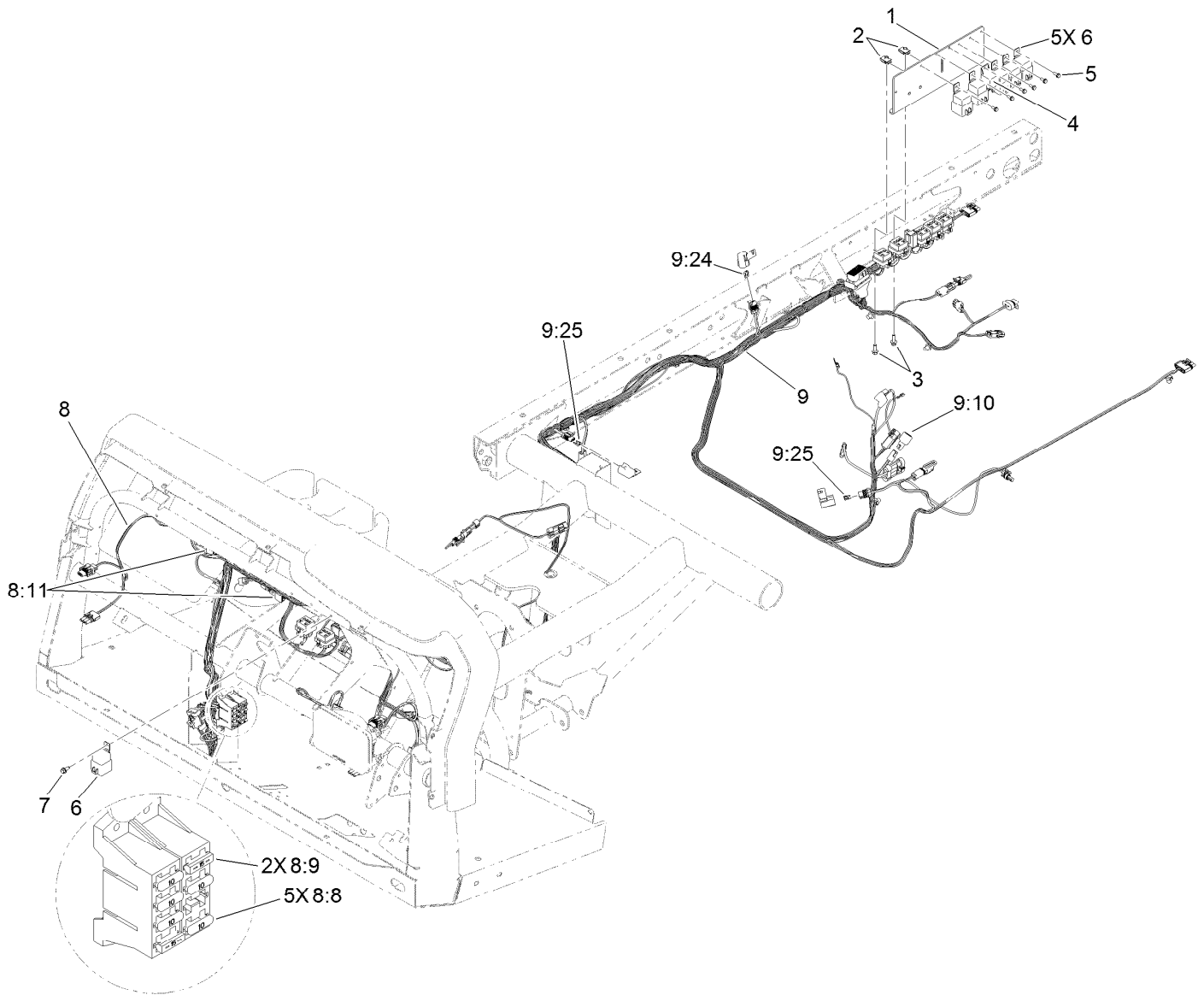
Air Cleaner Assembly

Ref.	Part Number	Qty.	Description
1	98-4525	1	Bracket-Cleaner, Air
2	106-5277	1	Air Cleaner ASM
3	2412-130	1	Clamp-Hose
4	105-2539	1	Cap
4:1	2412-130	1	Clamp-Hose
5	120-5098	1	Hose-Air Intake, EFI
6	2412-3	1	Clamp-Hose
7	3234-36	2	Screw-HHF
8	104-8300	2	Nut-HF, NI



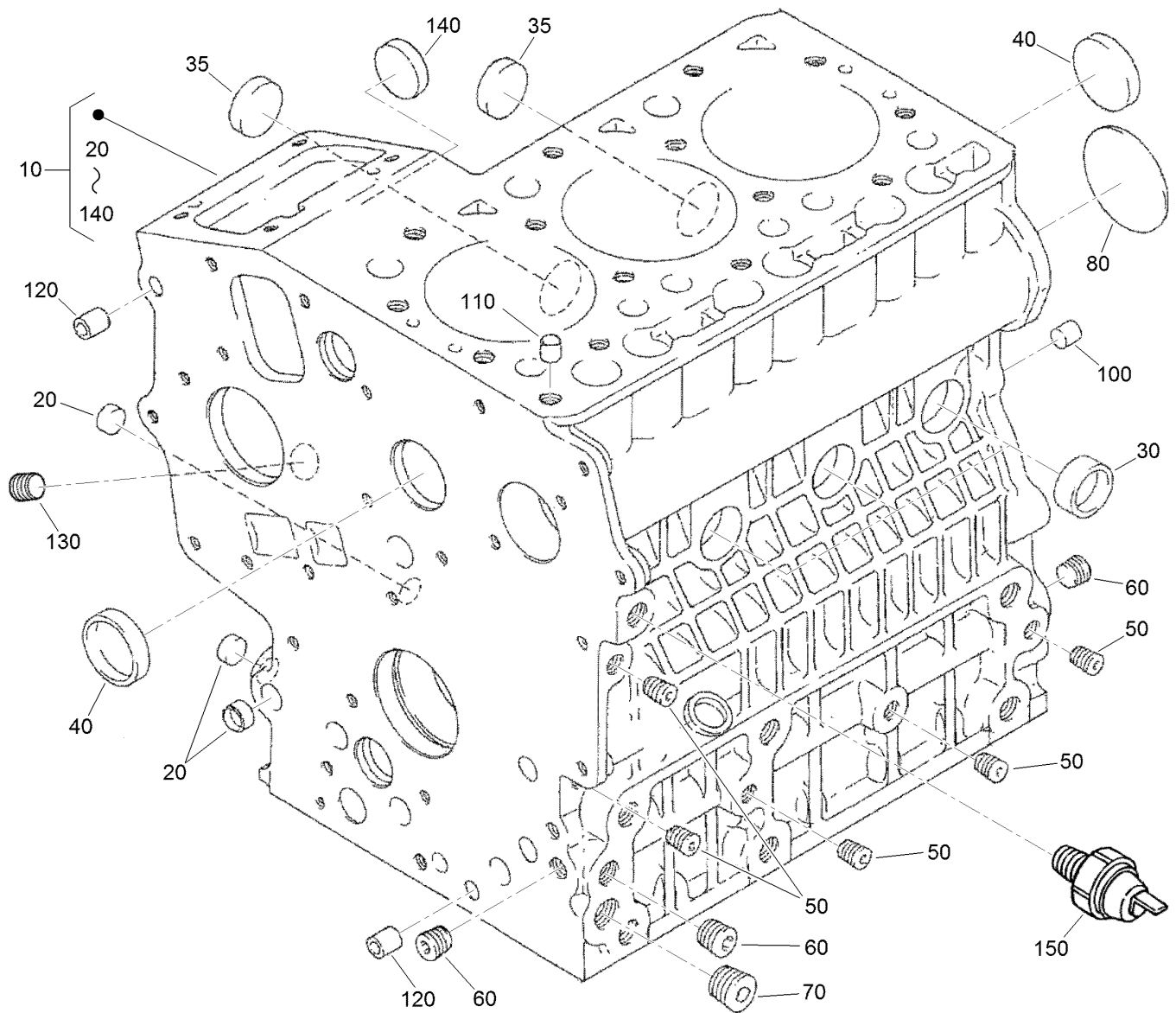
Air Cleaner Assembly No. 106-5277

<i>Ref.</i>	<i>Part Number</i>	<i>Qty.</i>	<i>Description</i>
2	108-3810	1	Filter-Air
3	98-9771	1	Cover ASM
4	87-9400	1	Valve-Vacuator
5	285-17	1	Plug-Pipe



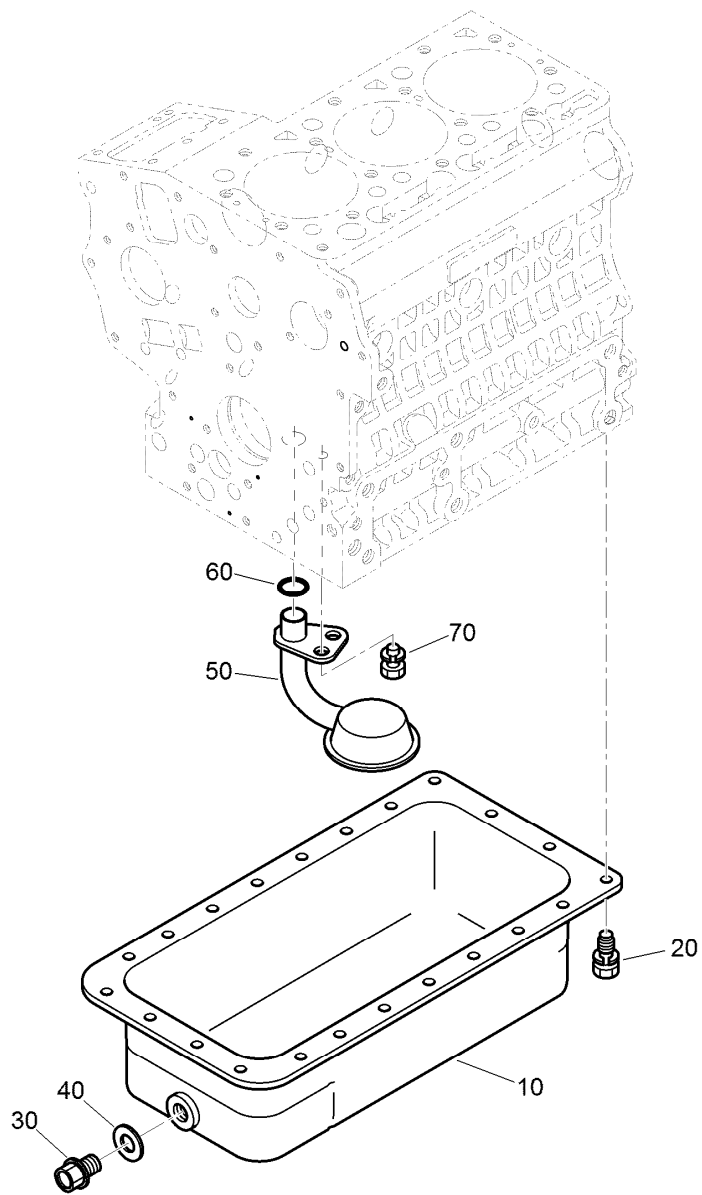
Front and Rear Wire Harness Assembly

Ref.	Part Number	Qty.	Description
1	115-2225	1	Bracket-Relay
2	107069	2	Clip
3	3234-4	2	Screw-HHF
4	99-7435	1	Relay
5	32144-112	6	Screw-HWH
6	99-7430	6	Relay-Mini
7	32144-10	1	Screw-HWH
8	122-0221	1	Harness-Wire, Front
8:8	218-578	5	Fuse-Blade, 10 Amp
8:9	109355	2	Fuse-Blade, 15 Amp
8:11	100-4918	2	Diode
9	122-0279	1	Harness-Wire, Rear
9:10	100-4918	1	Diode
9:24	121-8867	1	Fuse-Mini Blade, 15 Amp
9:25	121-8870	2	Fuse-Mini Blade, 30 Amp



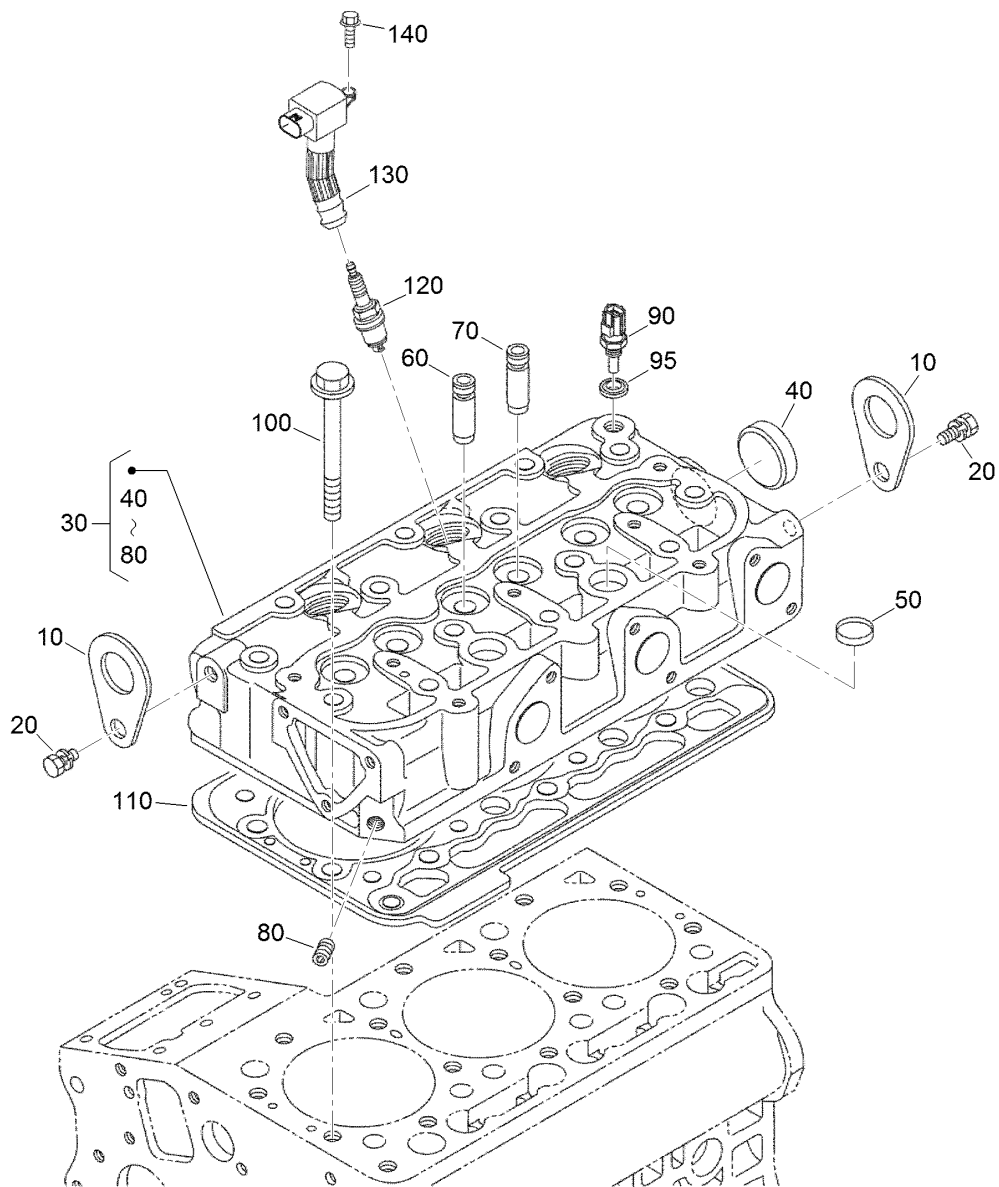
Crankcase Assembly

Ref.	Part Number	Qty.	Description
10	125-9060	1	Crankcase ASM
20	100-2019	3	Cap-Sealing
30	100-2020	3	Cap-Sealing
35	110-3702	2	Cap-Sealing
40	98-9398	2	Cap-Sealing
50	98-7540	5	Plug
60	98-7487	3	Plug
70	98-7488	1	Plug
80	100-1851	1	Plug-Expansion
100	98-9377	2	Pin-Straight
110	98-7506	1	Pin-Pipe
120	100-2051	2	Pin-Pipe
130	98-7488	1	Plug
140	100-1991	1	Cover-Fuel, Camshaft
150	98-9416	1	Switch-Oil



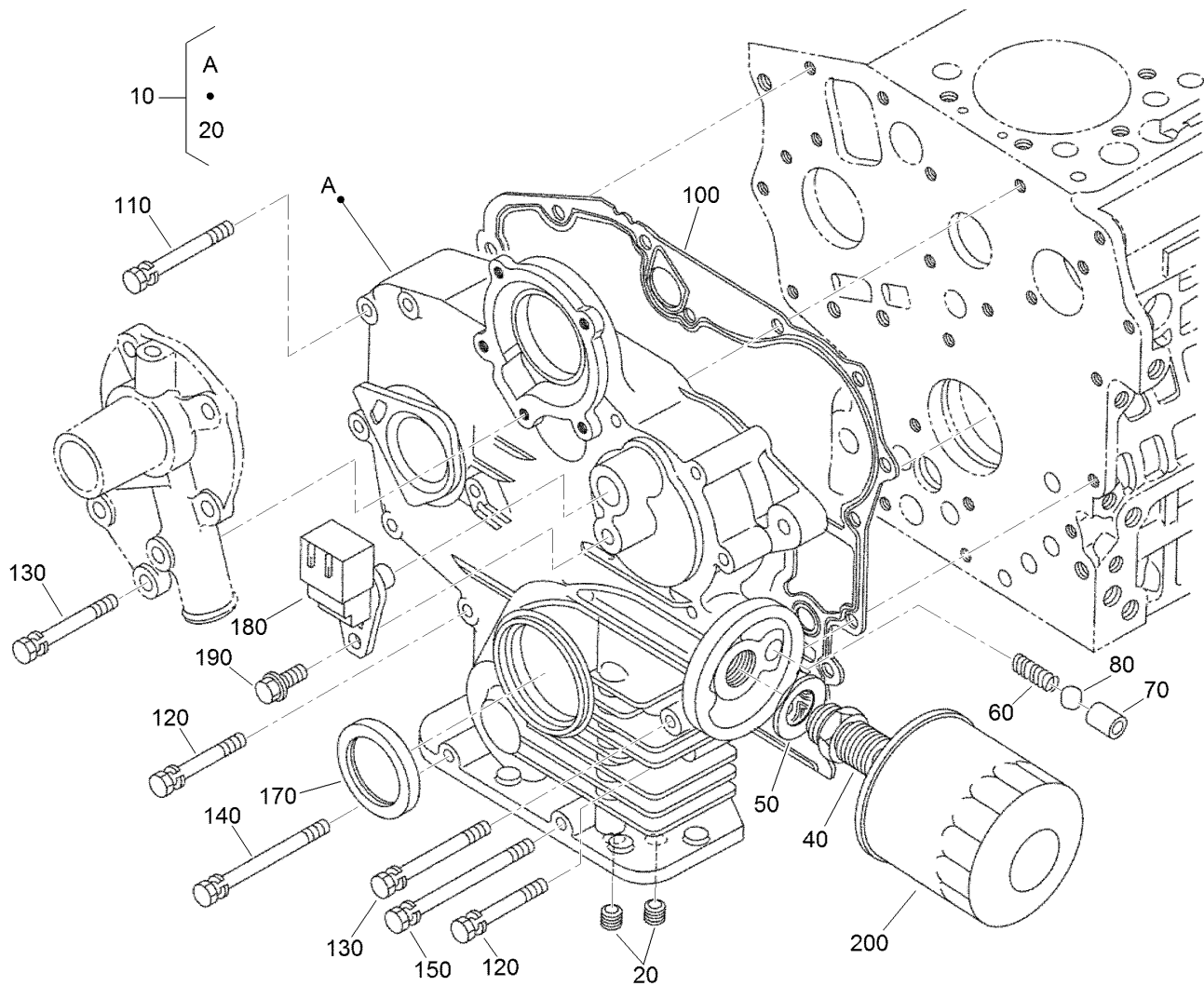
Oil Pan Assembly

<i>Ref.</i>	<i>Part Number</i>	<i>Qty.</i>	<i>Description</i>
10	125-9056	1	Oil Pan ASM
20	98-9350	22	Bolt
30	114-8151	1	Plug-Drain
40	98-7524	1	Gasket
50	125-9052	1	Tube-Pick Up, Oil
60	105-3776	1	O-Ring
70	100-9195	1	Bolt



Cylinder Head Assembly

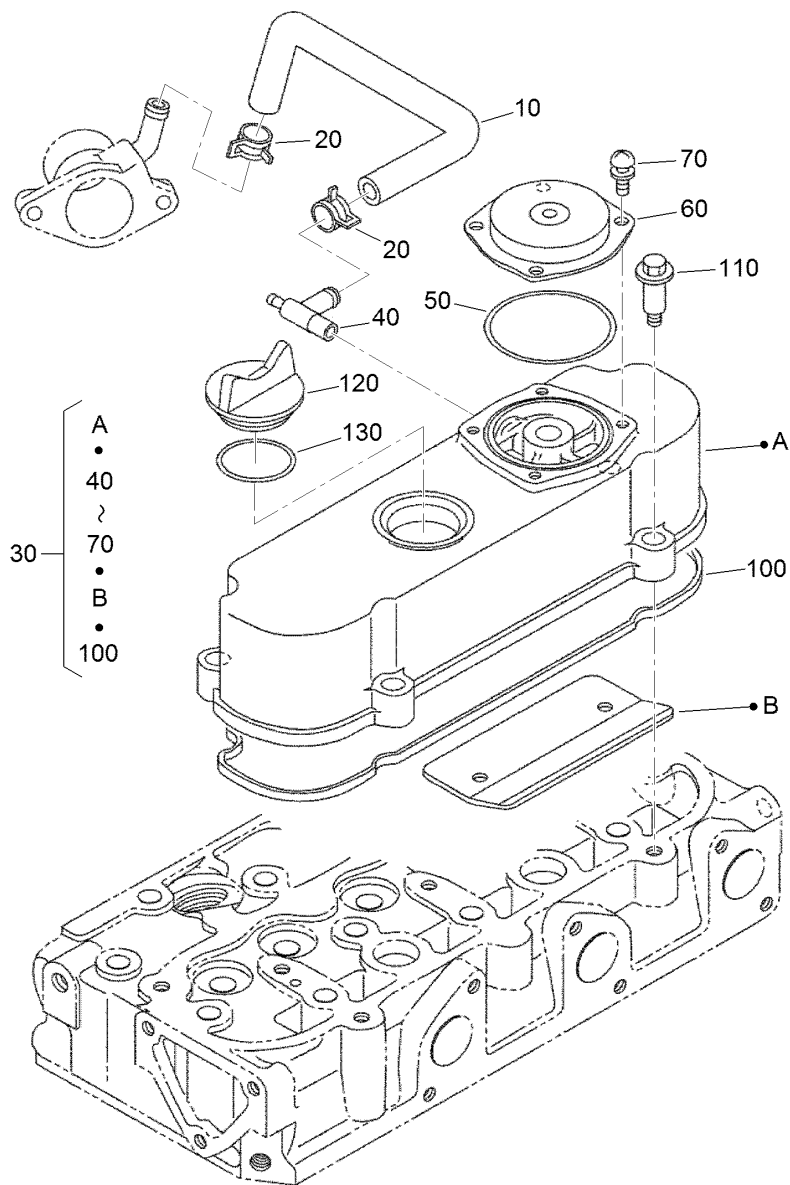
<i>Ref.</i>	<i>Part Number</i>	<i>Qty.</i>	<i>Description</i>
10	98-7531	2	Hook-Engine
20	98-7526	2	Bolt
30	125-9119	1	Cylinder Head ASM
40	105-3705	1	Cap-Sealing
50	98-9389	2	Cap-Sealing
60	100-1882	3	Guide-Valve, Inlet
70	100-1883	3	Guide-Valve, Exhaust
80	98-7540	1	Plug
90	125-9102	1	Sensor-Temperature, Water
95	125-9096	1	Gasket
100	100-1820	14	Bolt-Head, Cylinder
110	125-9113	1	Gasket-Head
120	125-9139	3	Spark Plug
130	125-9145	3	Coil-Ignition
140	99-8363	3	Bolt-Flange



Gear Case and Oil Filter Cartridge Assembly

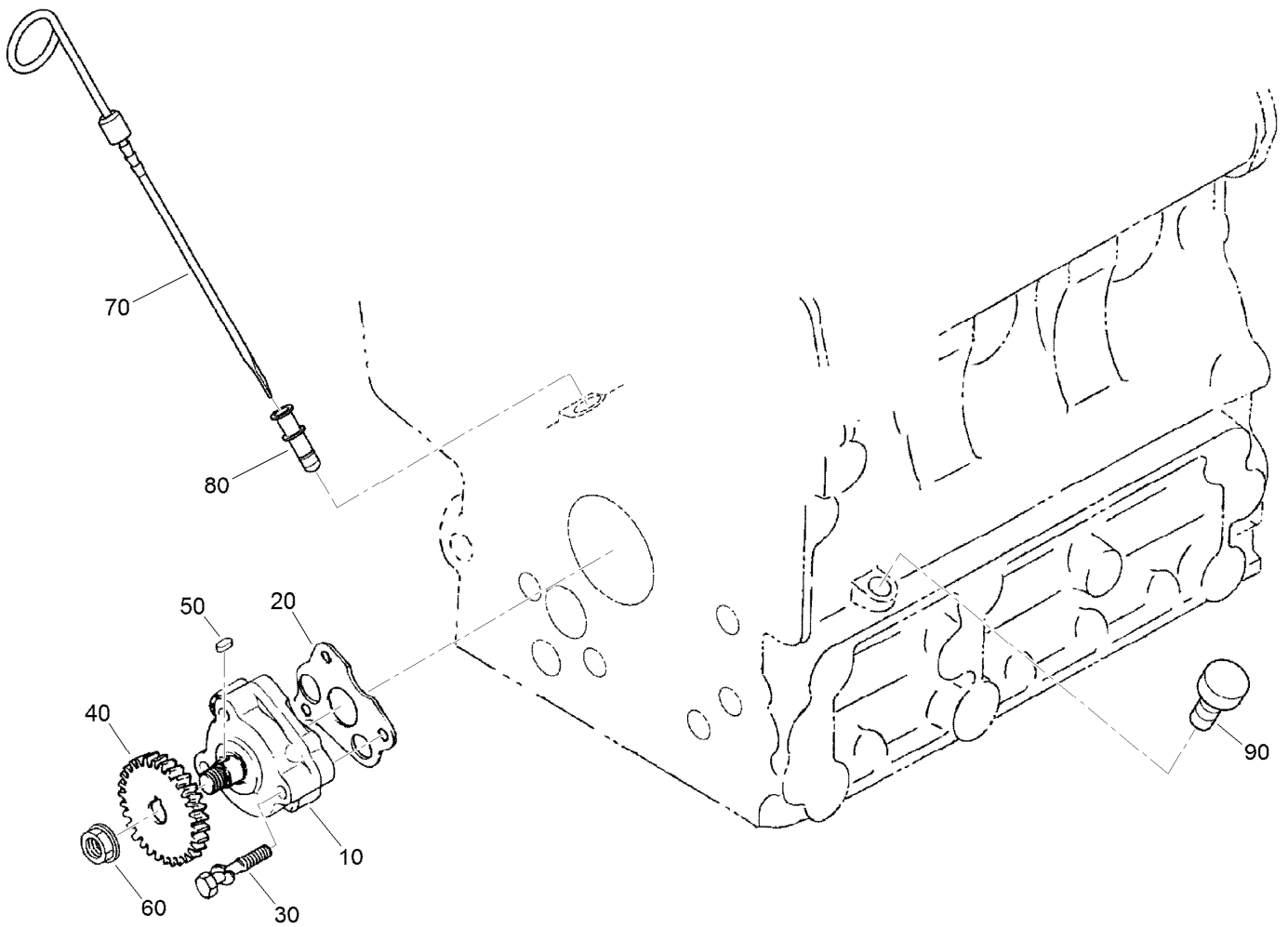
<i>Ref.</i>	<i>Part Number</i>	<i>Qty.</i>	<i>Description</i>
10	125-9151	1	Gear Case ASM
20	98-7488	2	Plug
40	98-9388	1	Joint-Pipe
50	100-1926	1	Washer-Plain
60	100-2004	1	Spring
70	100-1894	1	Seat-Valve
80	100-1792	1	Ball
100	117-0327	1	Gasket-Case, Gear
110	99-8320	1	Bolt

<i>Ref.</i>	<i>Part Number</i>	<i>Qty.</i>	<i>Description</i>
120	98-9356	10	Bolt
130	100-1922	2	Bolt
140	98-9357	1	Bolt
150	110-3710	1	Bolt
170	120-7852	1	Seal-Oil
180	125-9142	1	Sensor
190	99-8363	1	Bolt-Flange
200	115-8189	1	Filter-Oil, Engine



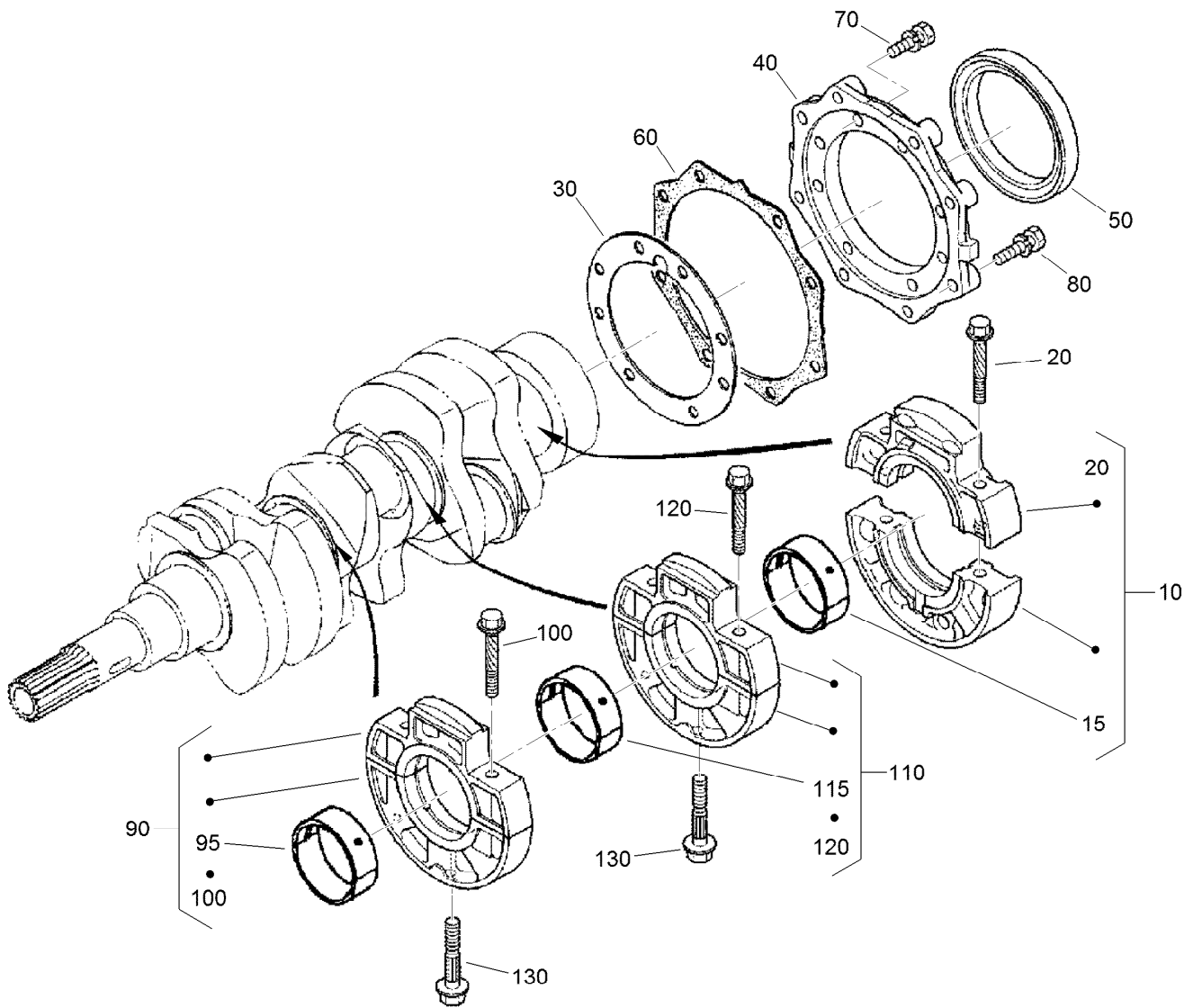
Cylinder Head Cover Assembly

<i>Ref.</i>	<i>Part Number</i>	<i>Qty.</i>	<i>Description</i>
10	125-9120	1	Tube-Breather
20	98-9579	2	Band-Pipe
30	125-9129	1	Cylinder Head Cover ASM
40	125-9117	1	Pipe-Breather
50	110-3846	1	O Ring-Breather
60	108-7060	1	Cover-Breather
70	98-9364	4	Screw (With Washer)
100	125-9130	1	Gasket-Cover, Head
110	108-7063	4	Bolt
120	107-9075	1	Plug-Filler, Oil
130	99-3446	1	O-Ring



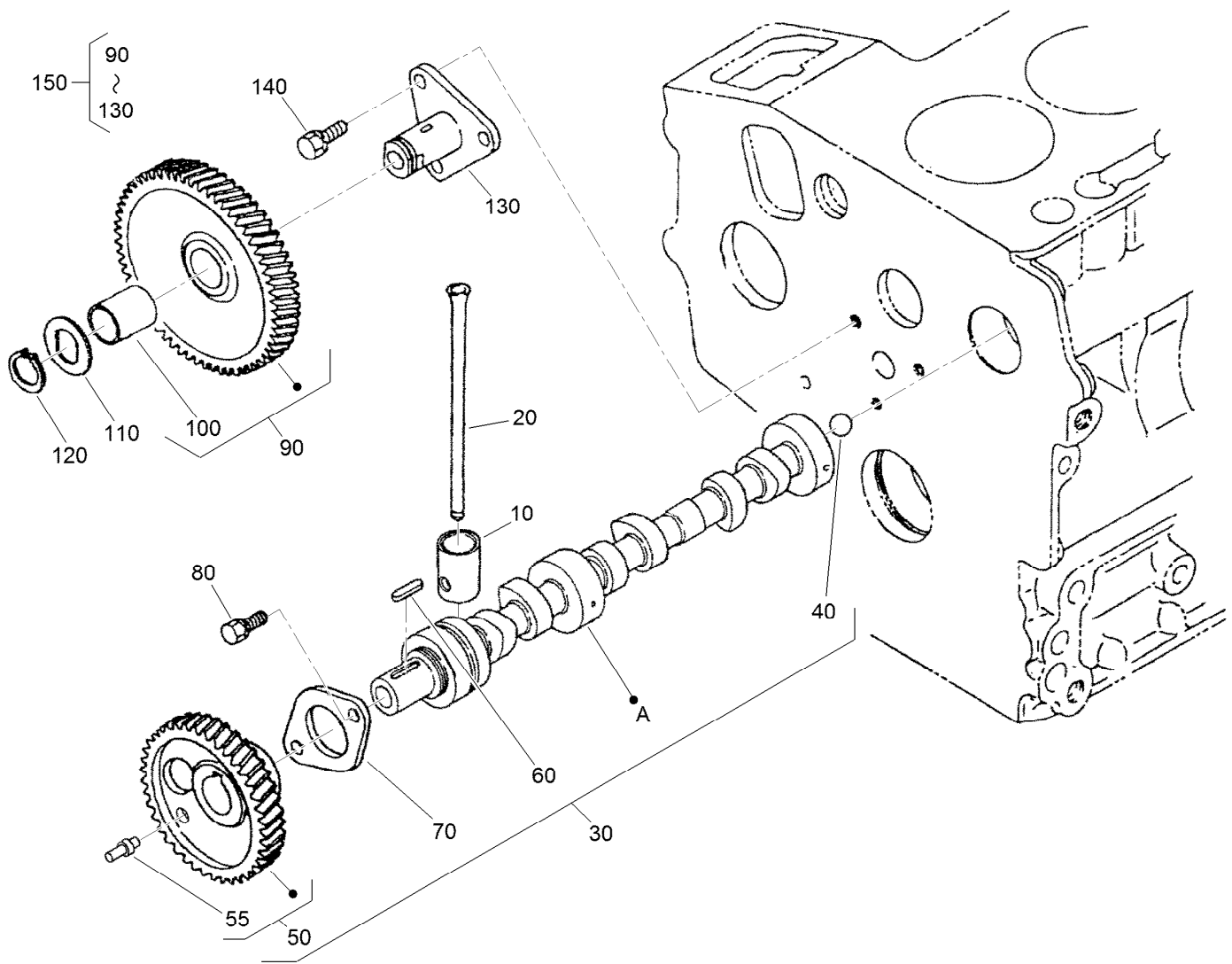
Dipstick, Guide and Oil Pump Assembly

Ref.	Part Number	Qty.	Description
10	100-2002	1	Oil Pump ASM
20	100-2003	1	Gasket-Pump, Oil
30	100-1923	3	Bolt
40	100-1893	1	Gear-Drive, Oil Pump
50	98-7658	1	Key-Feather
60	100-1779	1	Nut-Flange
70	110-3719	1	Gauge-Oil
80	105-4580	1	Guide-Gauge, Oil
90	110-3720	1	Plug-Gauge, Oil



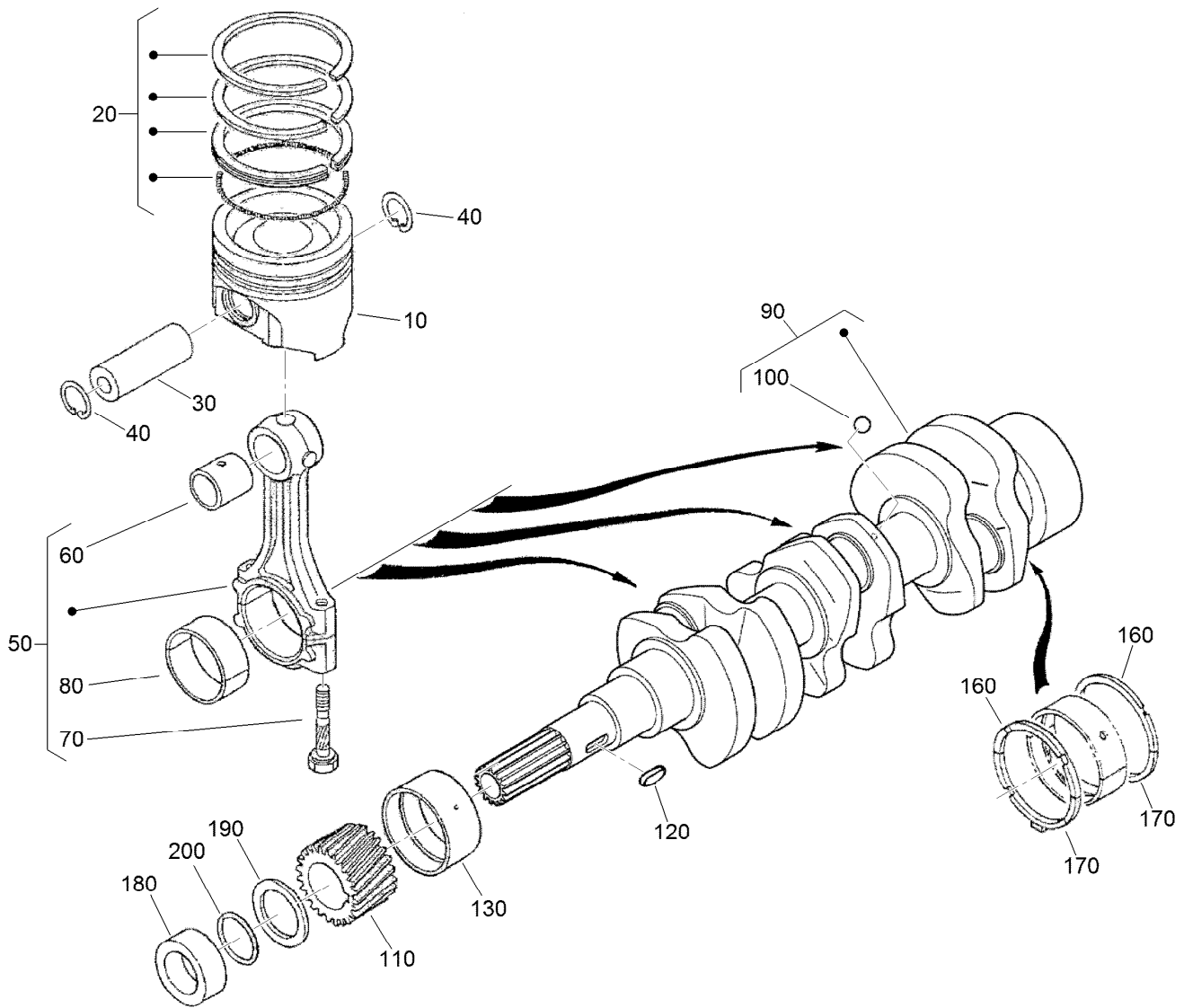
Main Bearing Case Assembly

Ref.	Part Number	Qty.	Description	Ref.	Part Number	Qty.	Description
10	121-2426	1	Bearing Case Wheel ASM	95	110-3742	1	Crankshaft Metal ASM (-0.20Mm)
15	110-3744	1	Crankshaft Metal ASM (STD)	95	110-3743	1	Crankshaft Metal ASM (-0.40Mm)
15	110-3745	1	Crankshaft Metal ASM (-0.20Mm)	100	110-3723	2	Bolt-Case, Bearing
15	110-3746	1	Crankshaft Metal ASM (-0.40Mm)	110	110-3725	1	Main Bearing Case ASM
20	110-3723	2	Bolt-Case, Bearing	115	110-3741	1	Crankshaft Metal ASM (STD)
30	100-1873	1	Gasket-Case, Bearing	115	110-3742	1	Crankshaft Metal ASM (-0.20Mm)
40	112-8334	1	Cover-Case, Bearing	115	110-3743	1	Crankshaft Metal ASM (-0.40Mm)
50	110-3724	1	Seal-Oil	120	110-3723	2	Bolt-Case, Bearing
60	100-1876	1	Gasket-Cover, Case	130	100-1874	2	Bolt-Case, Bearing
70	98-7568	8	Bolt				
80	100-1750	8	Bolt				
90	110-3725	1	Main Bearing Case ASM				
95	110-3741	1	Crankshaft Metal ASM (STD)				



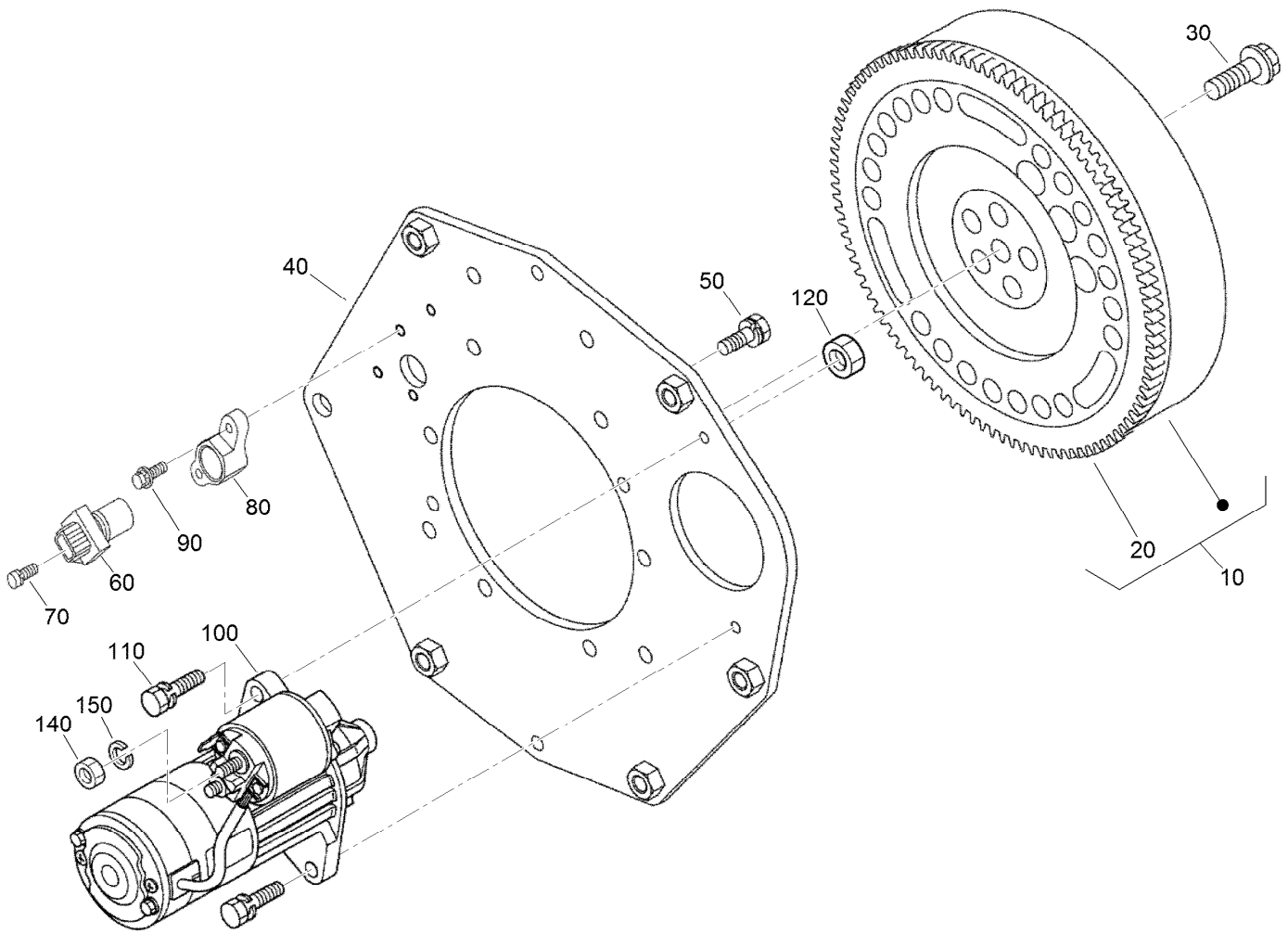
Cam Shaft and Idle Gear Shaft Assembly

<i>Ref.</i>	<i>Part Number</i>	<i>Qty.</i>	<i>Description</i>	<i>Ref.</i>	<i>Part Number</i>	<i>Qty.</i>	<i>Description</i>
10	110-3727	6	Tappet	80	98-9350	2	Bolt
20	100-1989	6	Rod-Push	90	100-1966	1	Gear-Idle
30	125-9131	1	Camshaft ASM	100	100-1968	1	Bushing
40	110-3729	1	Ball	110	100-1970	1	Collar-Gear, Idle
50	125-9132	1	Cam Gear ASM	120	100-1969	1	Ring-Snap
55	125-9133	2	Pin-Gear, Cam	130	100-1967	1	Shaft-Gear, Idle
60	98-9378	1	Key-Feather	140	100-1774	3	Bolt-Flange
70	100-1887	1	Stopper-Camshaft	150	100-2240	1	Idle Gear ASM



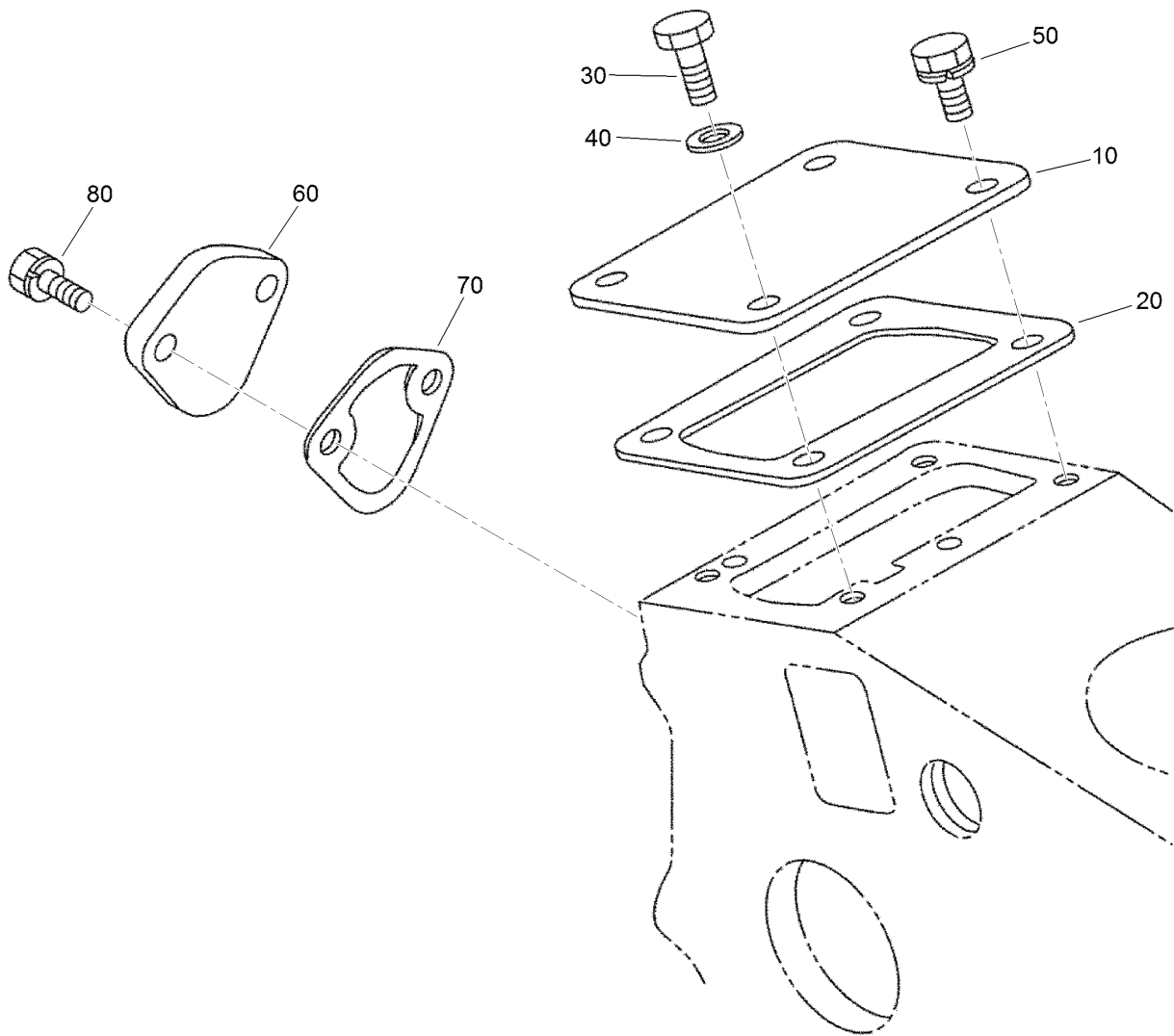
Piston and Crankshaft Assembly

<i>Ref.</i>	<i>Part Number</i>	<i>Qty.</i>	<i>Description</i>	<i>Ref.</i>	<i>Part Number</i>	<i>Qty.</i>	<i>Description</i>
10	125-9115	3	Piston (STD)	120	100-1752	1	Key-Feather
10	125-9116	3	Piston (+0.50Mm)	130	110-3738	1	Metal-Crankshaft (STD)
20	125-9134	3	Piston Ring ASM (STD)	130	110-3739	1	Metal-Crankshaft (-.0.20Mm)
20	125-9135	3	Piston Ring ASM (+0.50Mm)	130	110-3740	1	Metal-Crankshaft (-0.40Mm)
30	110-3734	3	Pin-Piston	160	100-1836	2	Metal-Side (STD)
40	100-1835	6	Circlip-Internal	160	100-1838	2	Metal-Side (+0.20Mm)
50	125-9070	3	Connecting Rod ASM	160	100-1839	2	Metal-Side (+0.40Mm)
60	110-3736	3	Bushing-Pin, Piston	170	117-0309	2	Metal-Side (STD)
70	100-1999	6	Bolt-Rod, Connecting	170	100-1840	2	Metal-Side (+0.2Mm)
80	100-2000	3	Metal-Crankpin (STD)	170	100-1841	2	Metal-Side (+0.4Mm)
80	100-1942	3	Metal-Crankpin (-0.20Mm)	180	100-1890	1	Collar-Crankshaft
80	100-1943	3	Metal-Crankpin (-0.40Mm)	190	100-1974	1	Slinger-Oil
90	117-0308	1	Crankshaft	200	100-2209	1	O-Ring
100	100-1791	3	Ball				
110	100-1891	1	Gear-Crankshaft				



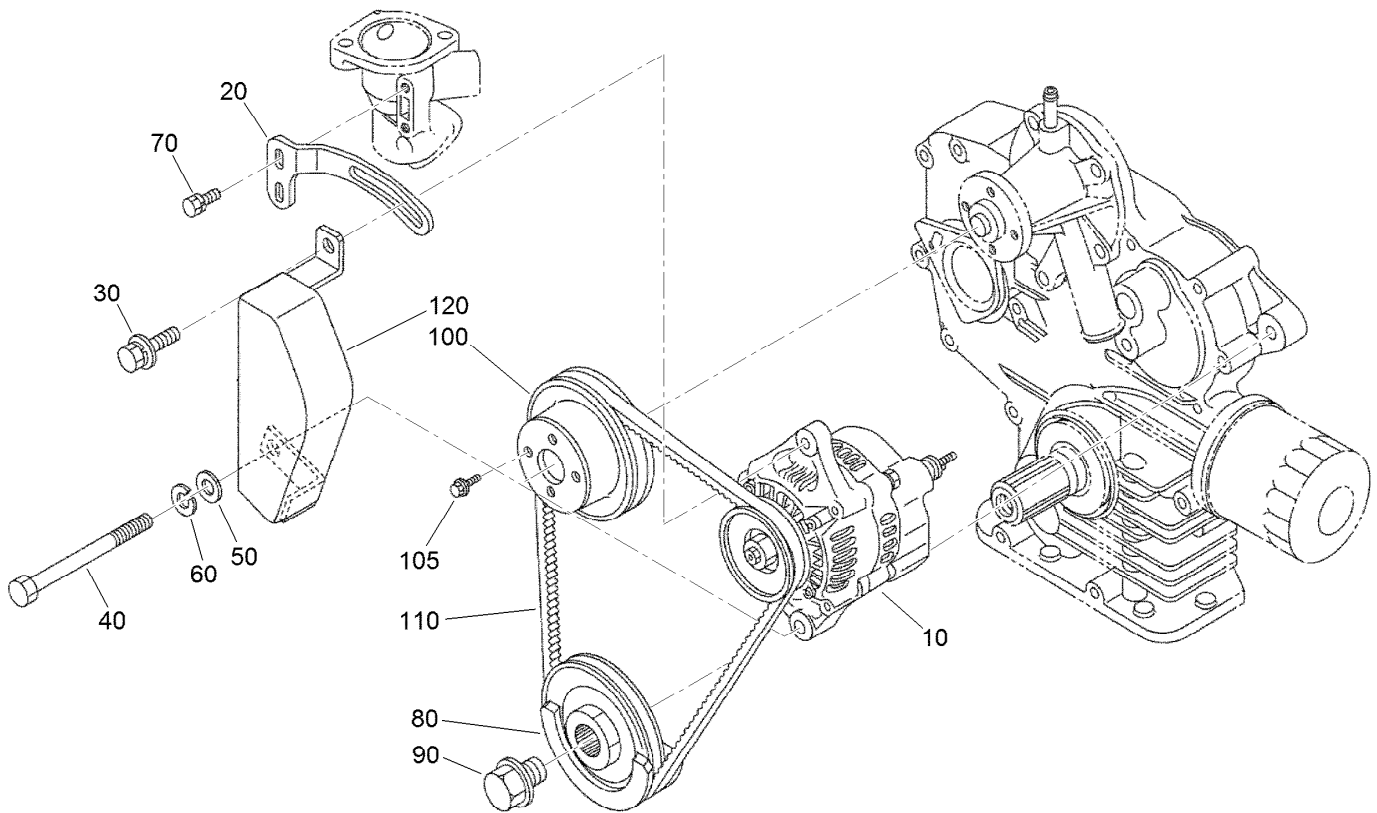
Flywheel, Starter and Sensor Switch Assembly

<i>Ref.</i>	<i>Part Number</i>	<i>Qty.</i>	<i>Description</i>
10	125-9153	1	Flywheel ASM
20	105-3722	1	Gear-Ring
30	125-9051	5	Bolt-Flywheel
40	125-9152	1	Plate-End, Rear
50	110-3754	10	Bolt
60	125-9103	1	Sensor Stick ASM
70	125-9094	1	Bolt-Flange
80	125-9144	1	Holder-Sensor
90	108-2873	1	Bolt-Flange
100	110-3800	1	Starter ASM
110	98-7697	2	Bolt
120	98-7534	2	Nut
140	98-7534	1	Nut
150	105-2893	1	Washer-Spring



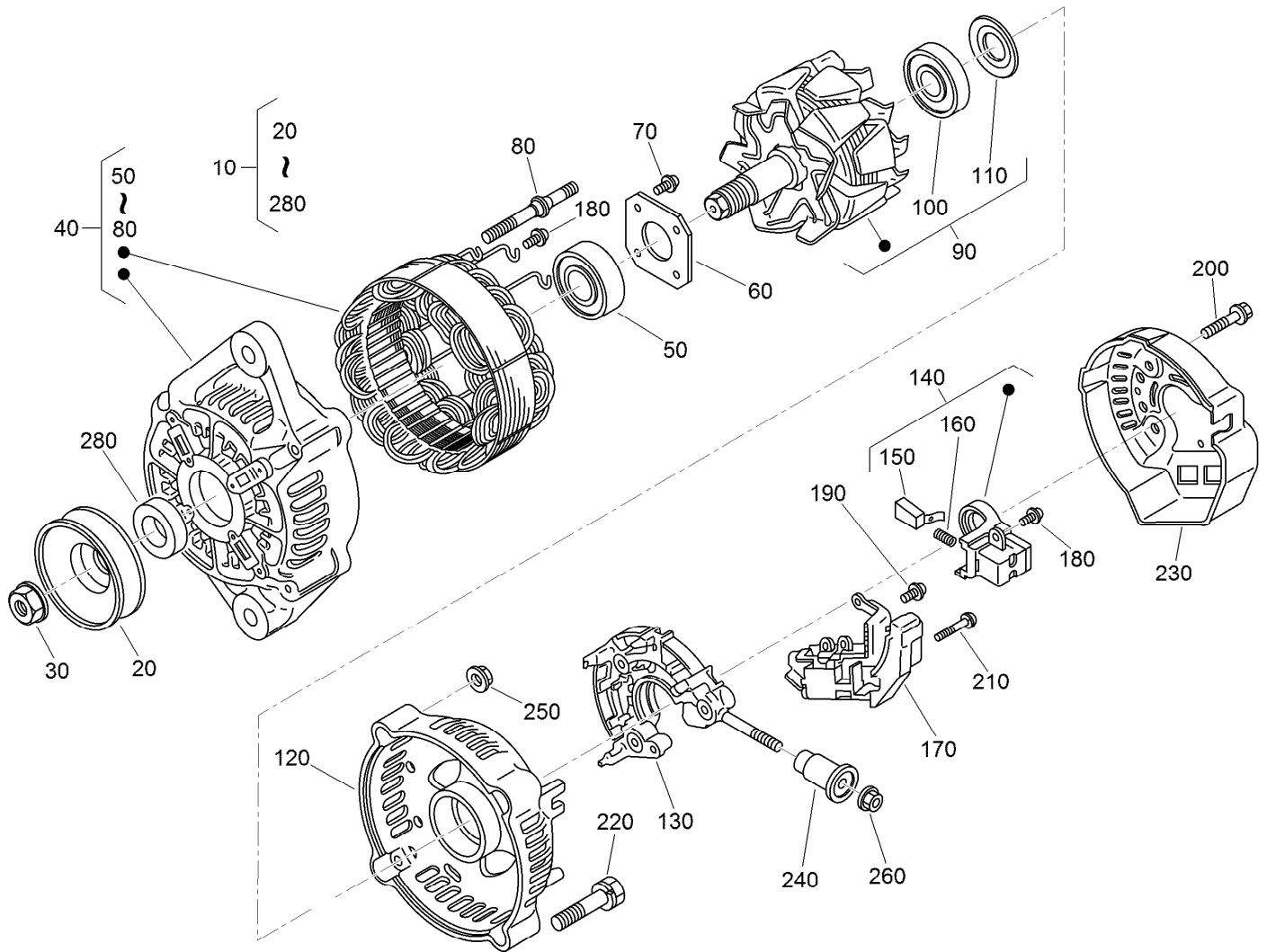
Injection and Fuel Pump Covers Assembly

<i>Ref.</i>	<i>Part Number</i>	<i>Qty.</i>	<i>Description</i>
10	125-9098	1	Cover
20	125-9105	1	Gasket
30	99-8348	1	Bolt
40	98-7654	1	Gasket
50	98-9350	3	Bolt
60	99-3514	1	Cover
70	98-9636	1	Gasket-Pump, Fuel
80	98-7692	2	Bolt



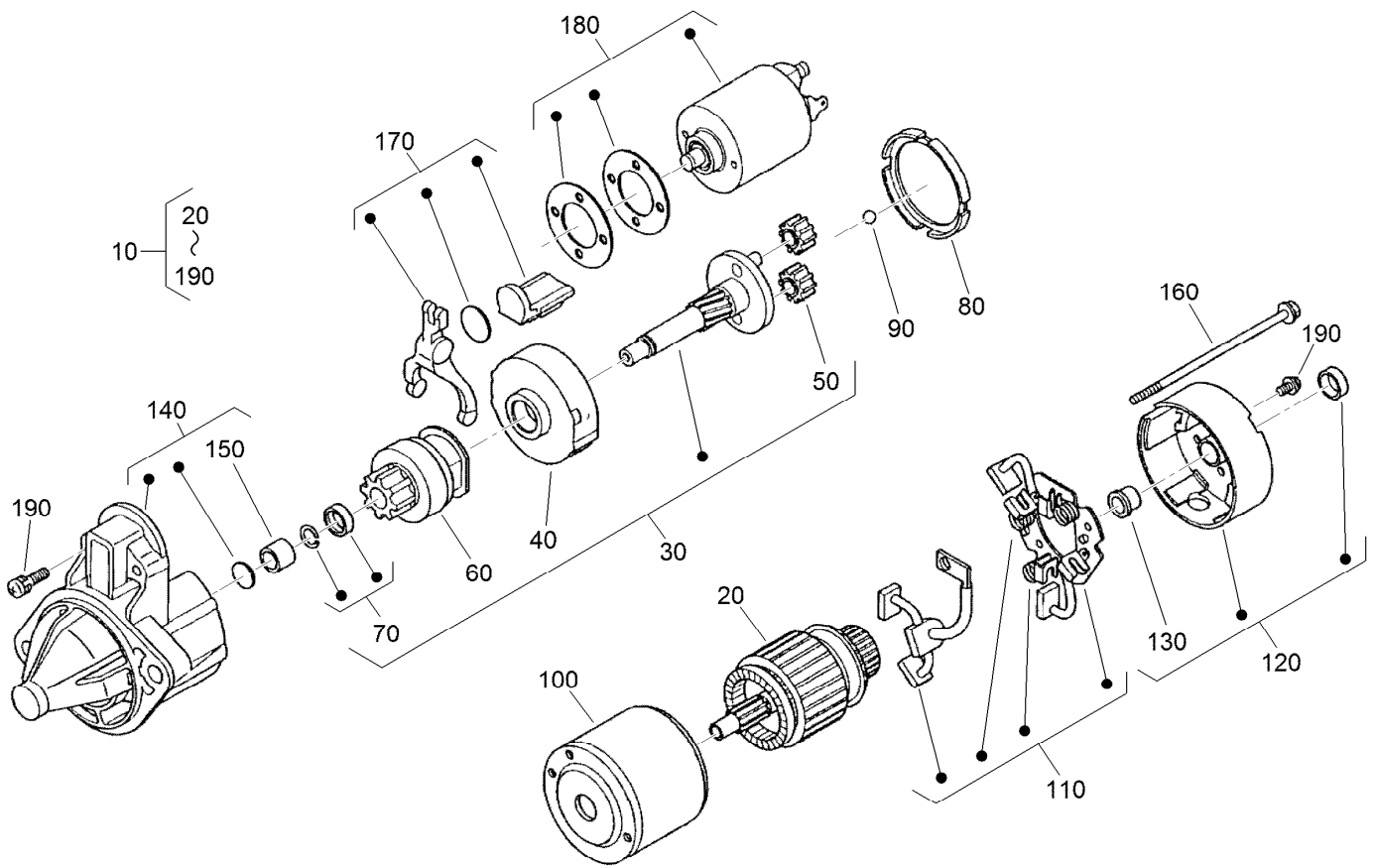
Alternator and Pulley Assembly

<i>Ref.</i>	<i>Part Number</i>	<i>Qty.</i>	<i>Description</i>
10	117-5541	1	60 Amp Alternator ASM
20	117-0314	1	Stay-Alternator
30	121-3800	1	Bolt-Sems
40	125-9091	1	Bolt-Hex
50	120-5832	1	Washer-Plain
60	105-2893	1	Washer-Spring
70	98-7692	2	Bolt
80	100-1921	1	Pulley-Fan
90	100-1978	1	Bolt
100	125-9154	1	Pulley-Drive, Fan
105	99-8363	4	Bolt-Flange
110	110-3796	1	Belt-V
120	117-0315	1	Cover-Alternator



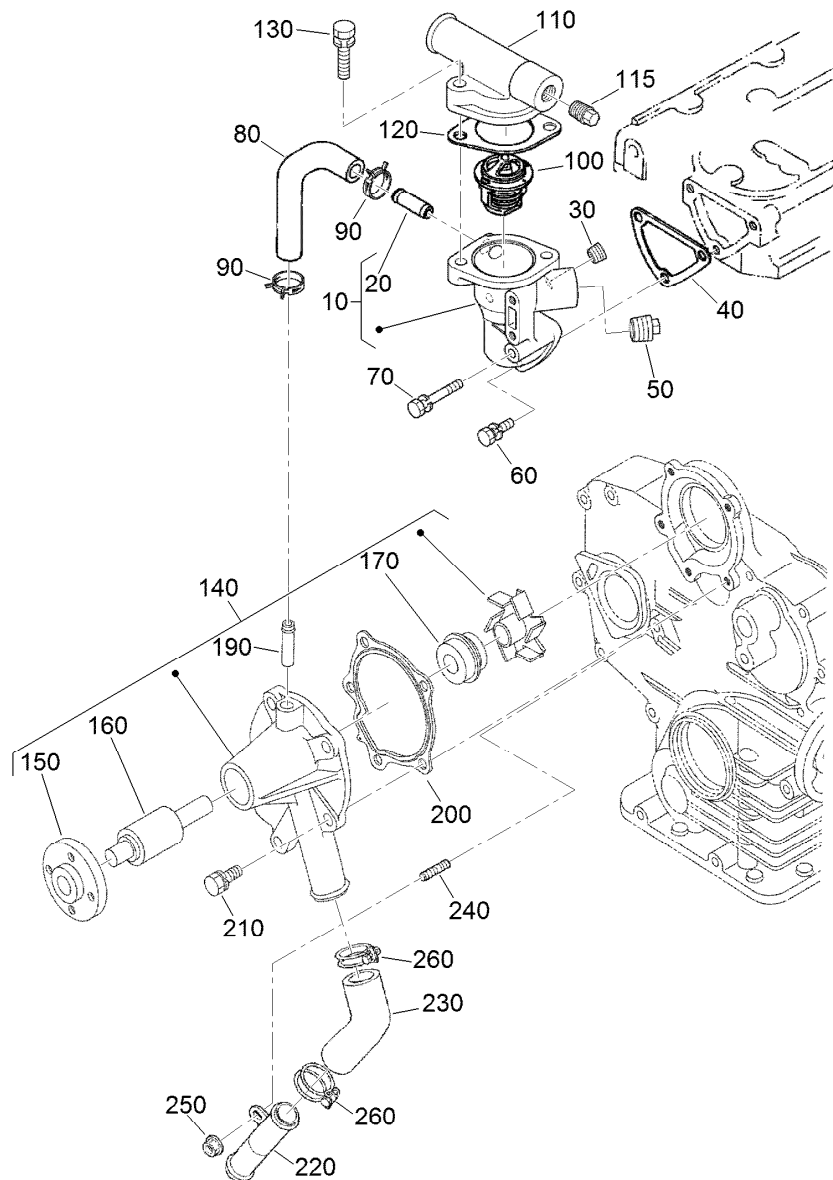
Alternator Components Assembly

<i>Ref.</i>	<i>Part Number</i>	<i>Qty.</i>	<i>Description</i>	<i>Ref.</i>	<i>Part Number</i>	<i>Qty.</i>	<i>Description</i>
10	117-5541	1	60 Amp Alternator ASM	150	98-7724	2	Brush
20	98-9453	1	Pulley-Dynamo	160	98-7725	2	Spring-Brush
30	98-7708	1	Nut	170	117-0319	1	Regulator ASM
40	117-0316	1	Drive End Frame ASM	180	98-7727	6	Screw-Head, Round
50	107-0137	1	Bearing-Ball	190	98-7728	1	Screw-Head, Round
60	98-7715	1	Plate-Retainer	200	98-7729	3	Bolt
70	98-7716	4	Screw-Head, Round	210	98-7726	2	Screw-Head, Round
80	98-7717	2	Bolt-Through	220	98-7731	2	Bolt
90	117-0317	1	Rotor ASM	230	117-0320	1	Cover-End
100	98-7711	1	Cover-Bearing	240	117-0321	1	Insulation-Brush
110	107-0138	1	Bearing-Ball	250	98-7730	2	Nut
120	117-0318	1	*obs* Frame-End	260	98-7732	1	Nut
130	117-0322	1	Holder	280	98-7709	1	Collar
140	107-0141	1	Brush Holder ASM				



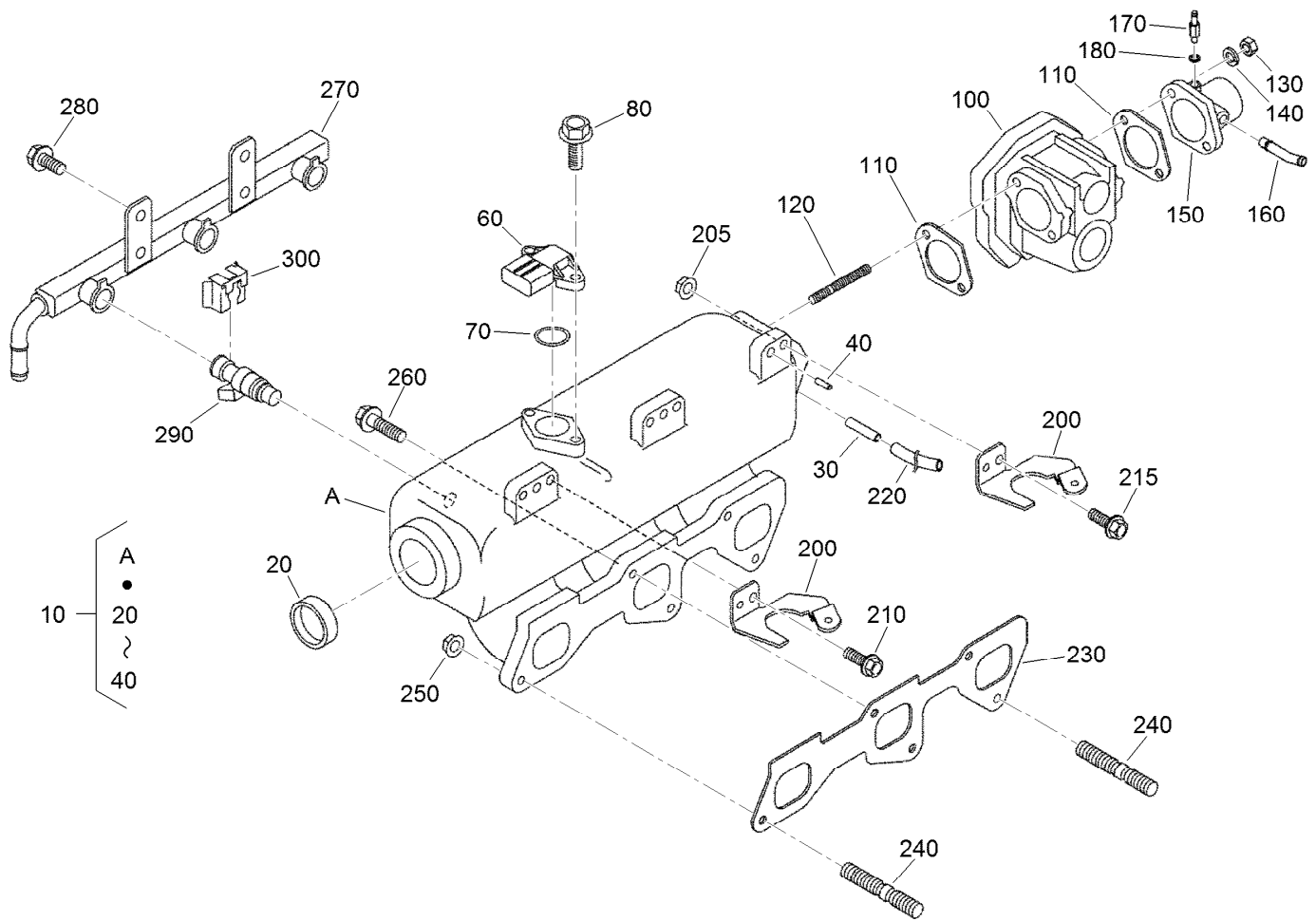
Starter Components Assembly

<i>Ref.</i>	<i>Part Number</i>	<i>Qty.</i>	<i>Description</i>	<i>Ref.</i>	<i>Part Number</i>	<i>Qty.</i>	<i>Description</i>
10	110-3800	1	Starter ASM	110	110-3810	1	Brush Holder ASM
20	110-3801	1	Armature	120	110-3811	1	Rear Bracket ASM
30	110-3802	1	Shaft ASM	130	110-3812	1	Bushing
40	120-3142	1	Gear-Internal	140	110-3813	1	Front Bracket ASM
50	110-3804	3	Gear-Planetary	150	110-3814	1	Bushing
60	110-3805	1	Clutch-Running, Over	160	110-3815	2	Bolt
70	110-3806	1	Stopper	170	110-3816	1	Fork Lever ASM
80	120-3143	1	Gasket	180	125-9099	1	Switch-Magnetic
90	110-3808	1	Ball	190	110-3818	1	Screws (Set Of 4)
100	110-3809	1	Yoke				



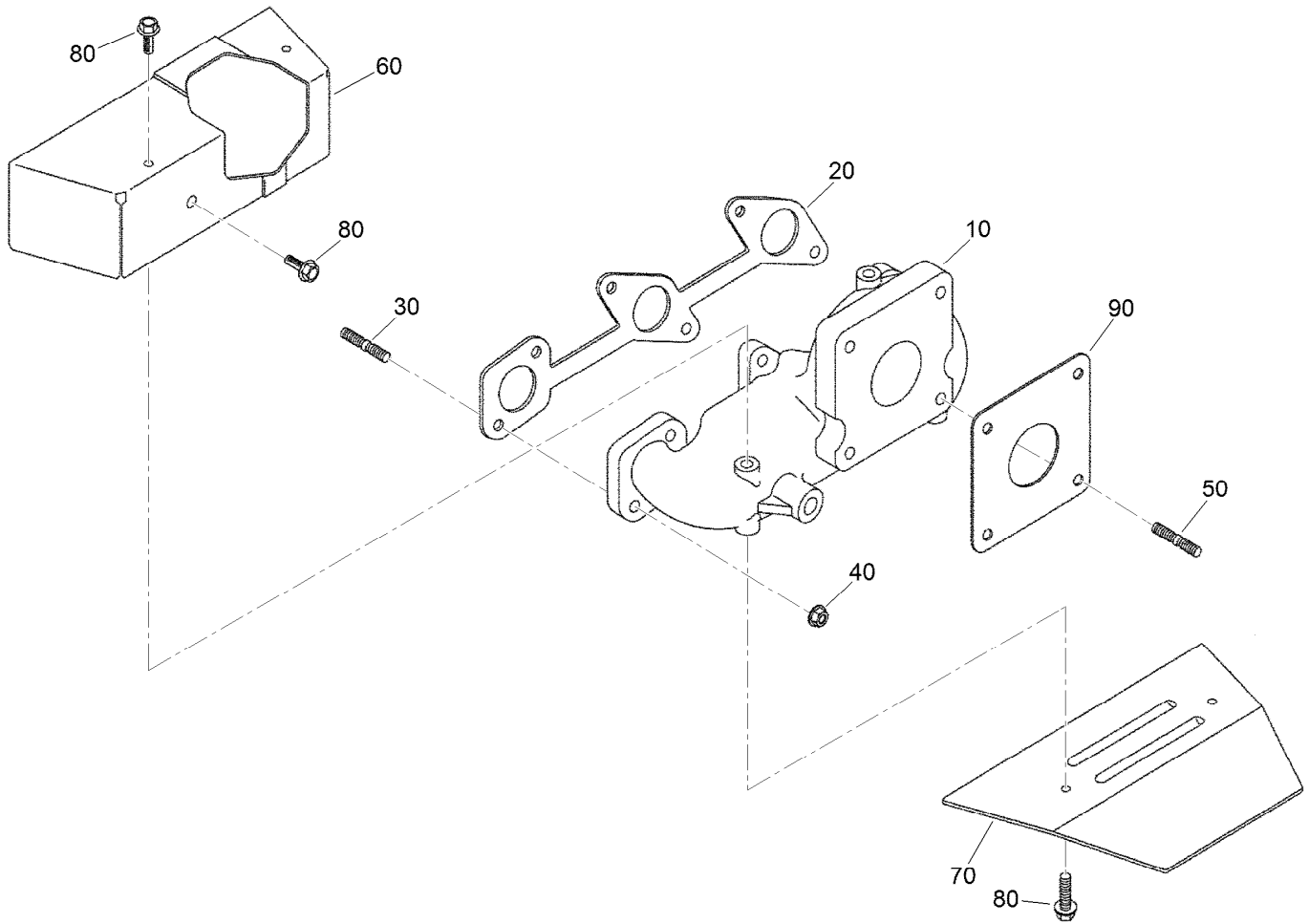
Thermostat and Water Pump Assembly

<i>Ref.</i>	<i>Part Number</i>	<i>Qty.</i>	<i>Description</i>	<i>Ref.</i>	<i>Part Number</i>	<i>Qty.</i>	<i>Description</i>
10	110-3819	1	Water Flange ASM	130	98-7777	2	Bolt
20	98-9580	1	Pipe-Return, Water	140	110-3824	1	Water Pump ASM
30	98-9444	1	Plug	150	100-1933	1	Flange-Pump, Water
40	110-3820	1	Gasket-Flange, Water	160	100-1934	1	Bearing-Ball
50	110-3821	1	Plug	170	99-3518	1	Water Pump Seal ASM
60	98-7692	2	Bolt	190	100-1932	1	Pipe-Return, Water
70	105-3797	1	Bolt	200	117-0330	1	Gasket-Pump, Water
80	110-3822	1	Pipe-Return, Water	210	100-1750	4	Bolt
90	121-3835	2	Clamp-Hose	220	100-1918	1	Pipe-Water
100	98-7778	1	Thermostat ASM	230	110-3827	1	Pipe-Water
110	120-7575	1	Cover-Thermostat	240	100-1924	1	Stud
115	125-9079	1	Plug	250	100-2203	1	Nut-Flange
120	105-3748	1	Gasket-Thermostat	260	110-3828	2	Band-Pipe



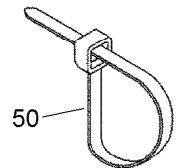
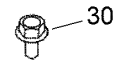
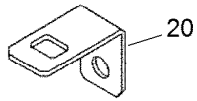
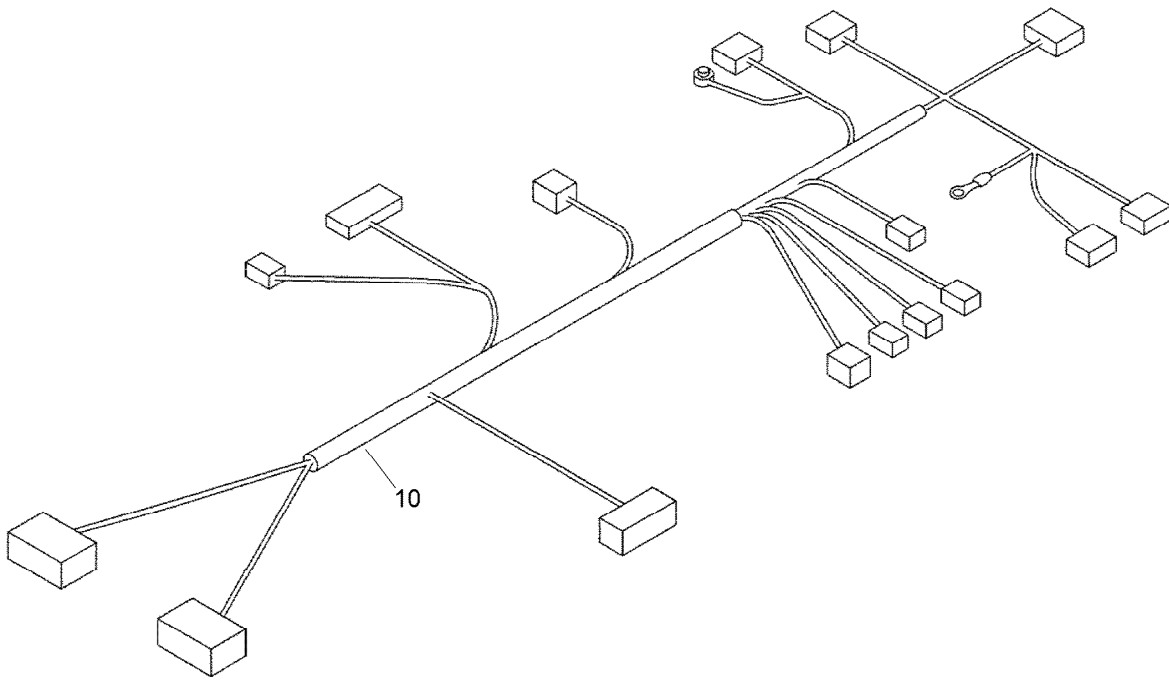
Inlet Manifold Assembly

<i>Ref.</i>	<i>Part Number</i>	<i>Qty.</i>	<i>Description</i>	<i>Ref.</i>	<i>Part Number</i>	<i>Qty.</i>	<i>Description</i>
10	125-9122	1	Intake Manifold ASM	180	98-7654	1	Gasket
20	98-7539	1	Cap-Sealing	200	125-9146	3	Stay-Coil, Ignition
30	125-9158	1	Pin-Pipe	205	100-2203	1	Nut-Flange
40	98-9375	3	Pin-Straight	210	99-8363	2	Bolt-Flange
60	125-9110	1	Sensor (Tmap)	215	105-3789	1	Bolt
70	125-9112	1	O Ring	220	125-9097	1	Tube-Fuel
80	125-9111	2	Bolt-Flange	230	125-9123	1	Gasket-Manifold, Intake
100	125-9136	1	Throttle Body ASM	240	125-9092	2	Stud
110	125-9104	2	Gasket-Cleaner, Air	250	100-2203	2	Nut-Flange
120	125-9093	2	Stud	260	98-9352	3	Bolt
130	98-7534	2	Nut	270	125-9137	1	Rail-Ignition, Fuel
140	105-2893	2	Washer-Spring	280	98-7692	2	Bolt
150	125-9121	1	Flange-Cleaner, Air	290	125-9107	3	Injector
160	110-3837	1	Pipe-Breather	300	125-9138	3	Stopper-Injector
170	98-9431	1	Screw-Bleeder, Air				



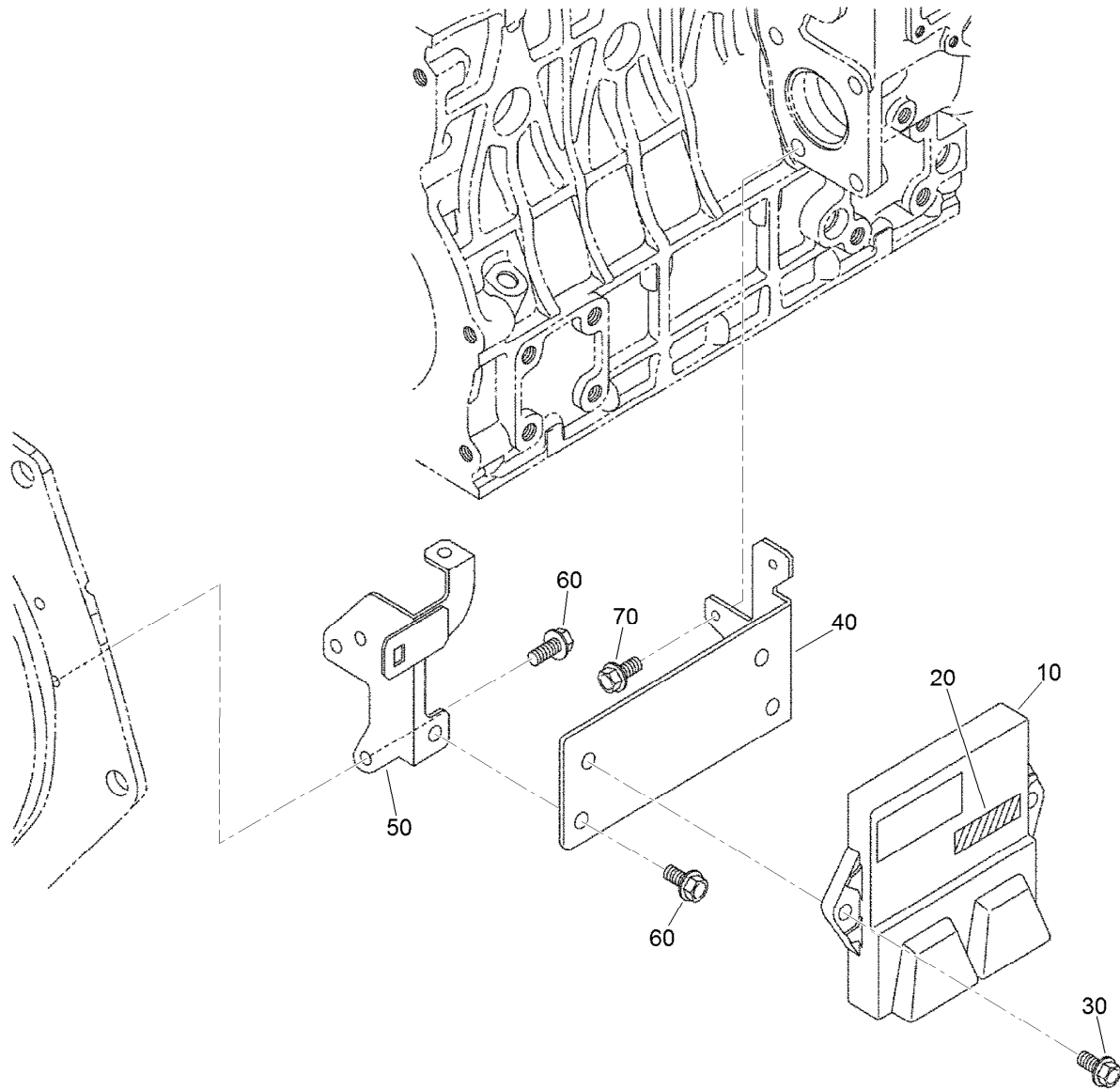
Exhaust Manifold Assembly

<i>Ref.</i>	<i>Part Number</i>	<i>Qty.</i>	<i>Description</i>
10	125-9125	1	Manifold-Exhaust
20	110-3840	1	Gasket-Manifold, Exhaust
30	125-9149	6	Bolt-Stud
40	100-1778	6	Nut
50	125-9100	4	Stud
60	125-9126	1	Cover-Upper
70	125-9127	1	Cover-Lower
80	125-9090	5	Bolt
90	125-9108	1	Gasket-Muffler



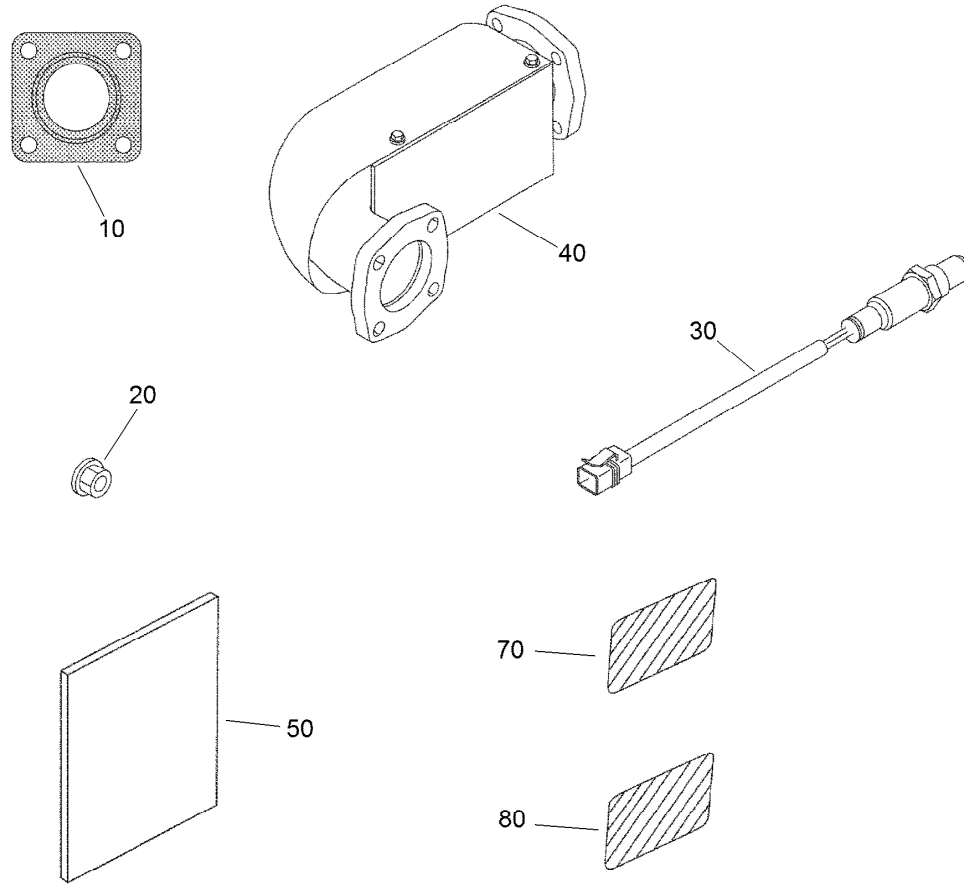
Wire Harness Assembly

<i>Ref.</i>	<i>Part Number</i>	<i>Qty.</i>	<i>Description</i>
10	125-9143	1	Harness-Wire, E C U
20	125-9157	1	Stay-Boom, Harness
30	115-8504	1	Bolt-Flange
50	125-9101	2	Band-Cord



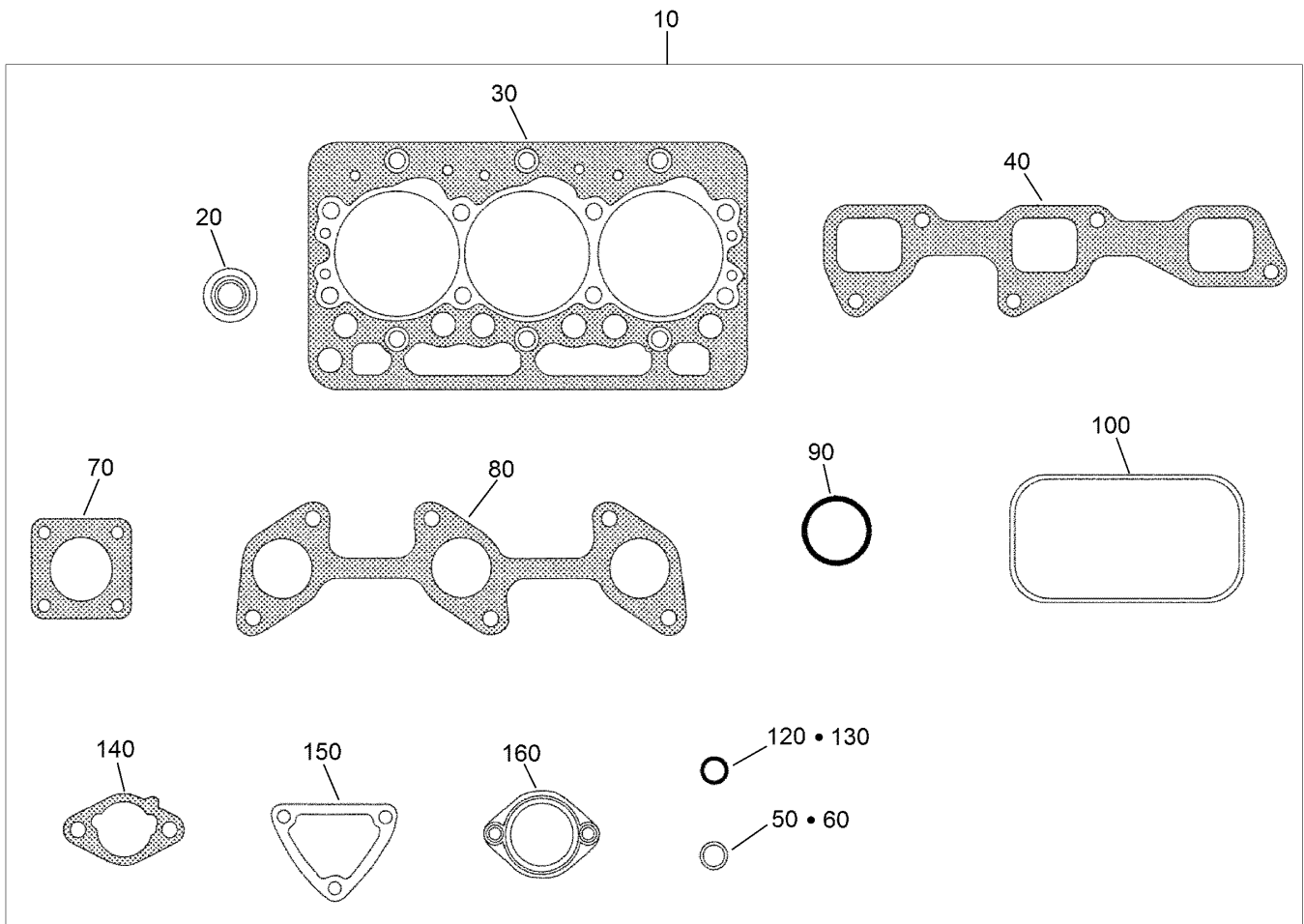
Electronic Control Unit Assembly

<i>Ref.</i>	<i>Part Number</i>	<i>Qty.</i>	<i>Description</i>
10	125-9156	1	E C U ASM
20	125-9147	1	Label
30	108-2873	2	Bolt-Flange
40	125-9140	1	Stay-E C U
50	125-9141	1	Stay-E C U
60	100-1774	3	Bolt-Flange
70	115-8504	2	Bolt-Flange



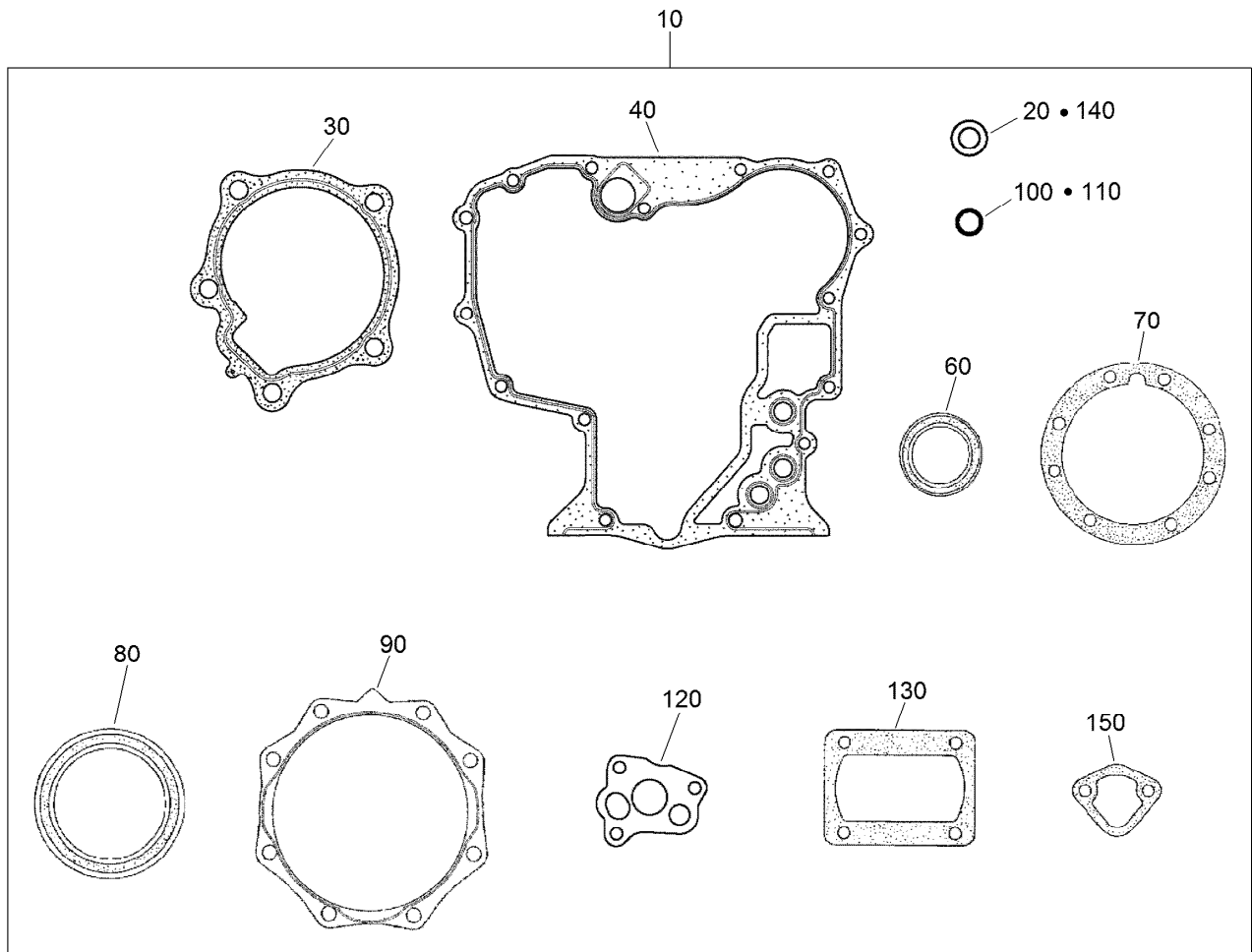
Operator Manual and Miscellaneous Engine Parts

<i>Ref.</i>	<i>Part Number</i>	<i>Qty.</i>	<i>Description</i>
10	125-9108	1	Gasket-Muffler
20	125-9095	4	Nut
30	125-9124	1	*obs* Sensor (O2)
40	125-9118	1	Converter-Catalytic (F/W Engine)
50	125-9148	1	Operator Manual
70	110-0806	1	Decal-Caution
80	110-3843	1	Label-Instruction



Upper Engine Gasket Kit

Ref.	Part Number	Qty.	Description
10	125-9150	1	Upper Gasket Kit
20	125-9128	6	Seal-Stem, Valve
30	125-9113	1	Gasket-Head
40	125-9123	1	Gasket-Manifold, Intake
50	125-9112	1	O Ring
60	99-3446	1	O-Ring
70	125-9108	1	Gasket-Muffler
80	110-3840	1	Gasket-Manifold, Exhaust
90	110-3846	1	O Ring-Breather
100	125-9130	1	Gasket-Cover, Head
120	125-9096	1	Gasket
130	98-7654	1	Gasket
140	125-9104	2	Gasket-Cleaner, Air
150	110-3820	1	Gasket-Flange, Water
160	105-3748	1	Gasket-Thermostat



Lower Engine Gasket Kit

<i>Ref.</i>	<i>Part Number</i>	<i>Qty.</i>	<i>Description</i>
10	125-9155	1	Lower Gasket Kit
20	98-7524	1	Gasket
30	117-0330	1	Gasket-Pump, Water
40	117-0327	1	Gasket-Case, Gear
60	120-7852	1	Seal-Oil
70	100-1873	1	Gasket-Case, Bearing
80	110-3724	1	Seal-Oil
90	100-1876	1	Gasket-Cover, Case
100	100-2209	1	O-Ring
110	105-3776	1	O-Ring
120	100-2003	1	Gasket-Pump, Oil
130	125-9105	1	Gasket
140	98-7654	1	Gasket
150	98-9636	1	Gasket-Pump, Fuel

Attachments and Accessories

For 07383 Workman HDX Utility Vehicle

Product Name	Model/Part
Pro Sweep 5200 Turf Sweeper	07066
Full Area Flatbed	07301
Full Area Flatbed Side Kit	07302
Fold Down Side Kit	07303
High-Flow Hydraulic Kit	07316
2/3 Area Flatbed	07321
2/3 Area Flatbed Side Kit	07322
Bed Liner	07331
Cab	07339
1/3 Area Flatbed	07341
1/3 Area Platform Lift	07347
Heater Kit.....	07349
Canopy	07372
Windshield	07373
Cab Door Kit	07375
Solid Window Cab Door Kit.....	07376
4 Post Roll-Over Protection System.....	07378
Hand Throttle Kit.....	07388
Rear PTO Kit	07419
Synthetic Turf Conditioner, Tow-Behind Accessory.....	08791
ProCore Processor	09749
Backup Alarm Kit	107-8037
Premium ATF (Drum).....	108-1185
Premium ATF (Pail)	108-1186
Premium All Purpose Grease (Tube)	108-1190
Remote Hydraulics Manifold Kit.....	110-2626
Tire-Rear, 24x13-12.....	110-5132
Spark Arrestor Kit	112-1688
Wheel-12in x 8.0in	114-8260
Horn Kit.....	115-7825
Side Mirror Kit.....	115-7849
Roll-Over Protection System Signal Kit.....	117-4825
Worklight Kit	117-4827
Remote Hydraulic Float Kit	117-4828
Cab Mirror Kit.....	117-4830
Receiver Hitch Kit	117-4831
Trailer Signal Kit	117-4836
24x13-12 Tire and Wheel ASM	117-4838
Canopy for Four-Post Roll-Over Protection System Kit.....	119-9457
Road Light and Homologation Kit	120-5030
Brake and Signal Light Kit.....	120-5045
High Air Intake Kit	121-6285
Trailer Brake Kit	125-0123
Tailpipe Extension Kit.....	127-7397
1/3 Area Cover Kit	127-8739
Hitch Asm	131-3462

Attachments and Accessories (continued)

Multi Pro WM Turf Sprayer.....	41240
Spreader Base Unit	41253
Vicon Spreader.....	41256
Topdresser 1800.....	44225
Core Harvester Adapter Kit.....	44242
Topdresser 2500.....	44507
Pro Force Debris Blower.....	44538
Road-Ready Pro Force Debris Blower.....	44539
ProPass 200 Top Dresser with Twin Spinner and Wireless Control	44700
ProPass 200 Top Dresser with Twin Spinner	44701
Automatic Tailgate Release Kit	92-1220
Fuse Block.....	92-2641
PTO Over Running Clutch Kit	92-2655
Topdresser 1800 Lift Kit	92-4452
Tire-Rear, 23x8.50-12.....	98-2993
Tire-Rear, Industrial	99-1091

Notes:

Notes:

Notes:



Count on it.