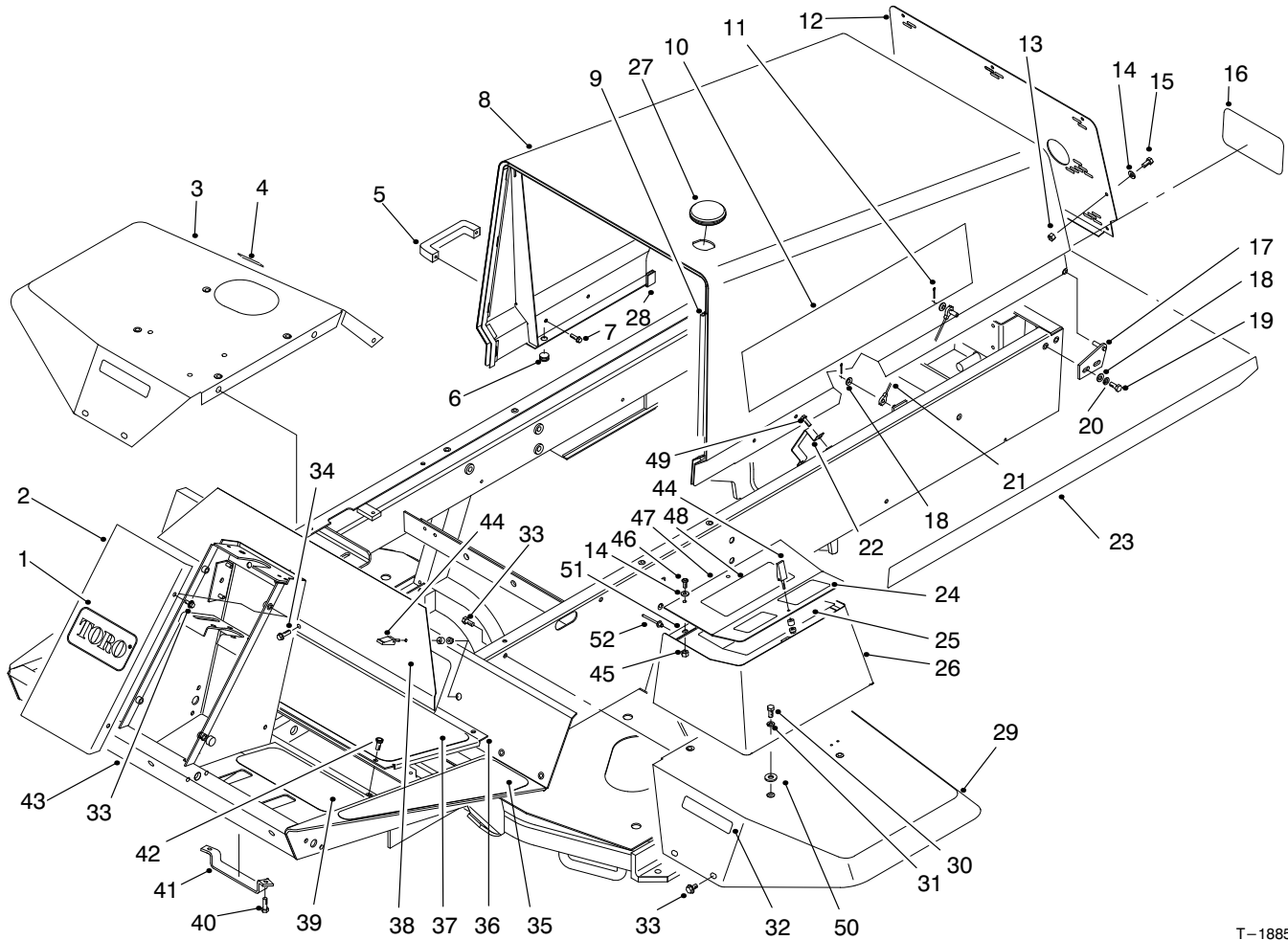


TORO[®]

MODEL NO. 03540-90400 & UP

**PARTS
CATALOG****REELMASTER[®] 5200D 2WD
TRACTION UNIT**

T-1885-8

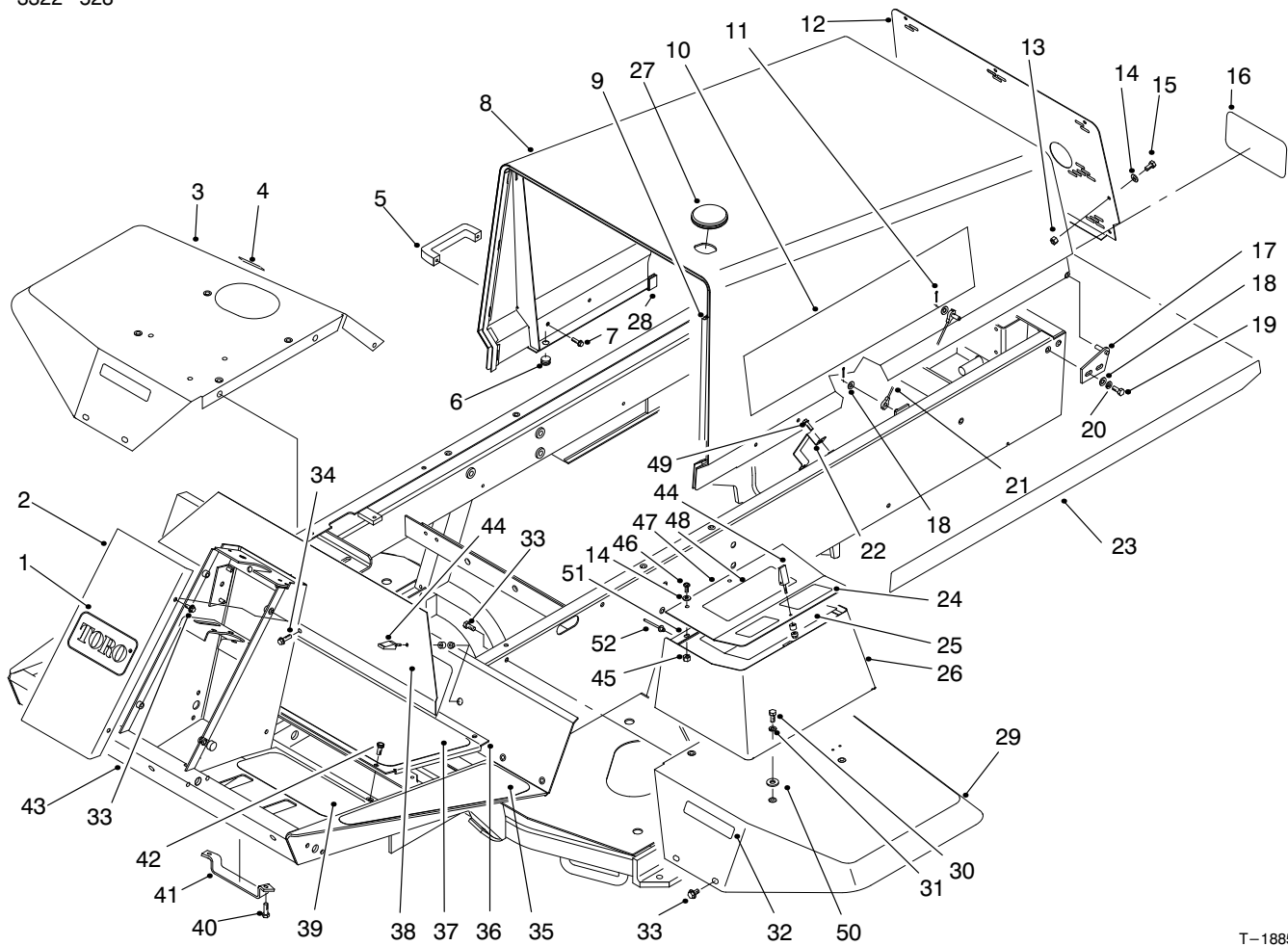
FRAME & BODY ASSEMBLY

Ref. No.	Part No.	Description	No. Used
1	62-5550	Decal-TORO	1
2	75-1420	Cover-Steering Tower	1
3	93-7579	Fender-RH	1
4	93-6686	Decal-Hyd. Oil	1
5	65-5100	Handle	2
6	237-141	Bumper	2
7	46-8091	Screw-HH	4
8	98-9319	Hood	1
9	93-0081	Strip-Seal	1
10	98-4521	Decal-Reelmaster [®] 5200D	2
11	3272-4	Pin-Cotter	2
12	98-4573	Screen-Hood	1
13	3296-42	Nut-Lock	7
14	3256-1	Washer-Flat	10
15	321-39	Screw-HH	7
16	62-7400	Decal-TORO	1
17	63-6900	Hinge-Hood LH	1

Ref. No.	Part No.	Description	No. Used
17	63-6890	Hinge-Hood RH	1
18	3256-23	Washer-Flat	6
19	322-5	Screw-HH	4
20	3253-4	Washer-Lock	4
21	75-0570	Cable-Hood	1
22	98-4572	Bracket-Hose	1
23	92-5751	Decal-Hood Trim LH	1
*	92-5752	Decal-Hood Trim RH	1
24	93-6698	Decal-Warning	1
25	98-9340	Decal-Service	1
25	95-0832	Decal-Service, Blank (Europe)	1
26	75-5810	Tool Box	1
27	98-9314	Plug-Hood	1
28	99-8975	Strip-Seal	1
29	75-3860	Fender-LH	1
30	322-3	Screw-HH	4

* Not Illustrated

©The TORO Company - 1999
All Rights Reserved



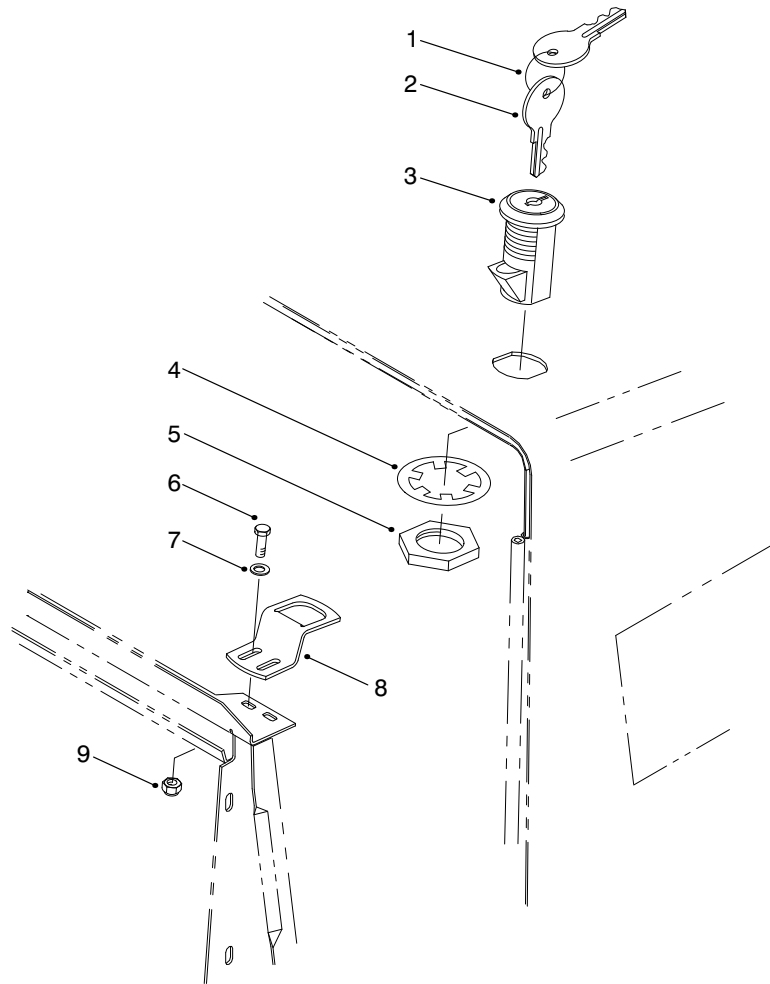
T-1885-8

FRAME & BODY ASSEMBLY (Continued)

Ref. No.	Part No.	Description	No. Used
31	3256-3	Washer-Flat	4
32	93-6689	Decal-No Riders	2
33	3234-14	Screw-HWH	14
34	3234-5	Screw-HHF	1
35	75-0650	Tread-Footrest LH	1
*	75-0640	Tread-Footrest RH	1
36	75-1410	Panel-Floor	1
37	75-0630	Tread-Foot Center	1
38	75-1390	Panel-Access	1
39	75-0620	Tread-Foot LH	1
*	75-0610	Tread-Foot RH	1
40	322-4	Screw-HH	2
41	93-3626	Bracket-Hose	1

Ref. No.	Part No.	Description	No. Used
42	75-6840	Knob-Knurled	3
42	3234-7	Screw-HHF (Europe)	1
43	98-4549	Asm-Frame	1
44	74-5950	Asm-Swell Latch	3
45	32128-33	Nut-Flange Head	3
46	3258-166	Screw-PPH	3
47	75-6260	Cover-Tool Box	1
48	93-8051	Decal-Warning	1
49	32144-14	Screw-HWH	2
50	66-2920	Washer-Nylon	4
51	75-5780	Hinge-Cover	1
52	93-8744	Rivet	3
53	98-9315	Switch-Lock, Hood	1

*Not Illustrated



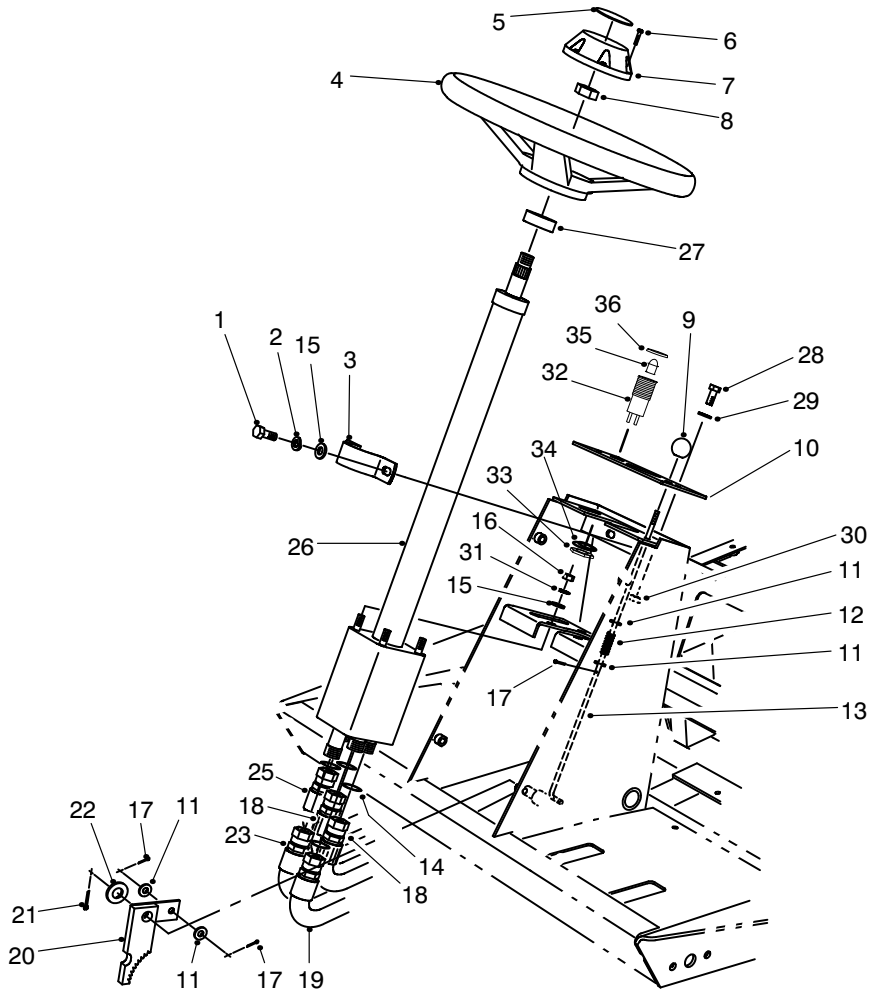
T-3095

HOOD SWITCH & LOCK ASSEMBLY

Ref. No.	Part No.	Description	No. Used
1	98-9321	Ring-key	1
2	99-8350	Key-Switch	1
3	98-9315	Switch-Lock, Hood (Incl. Ref. #4 & 5)	1
4		Washer-Switch	1

Ref. No.	Part No.	Description	No. Used
5		Nut-Switch	1
6	321-4	Screw-HH	2
7	3256-1	Washer-Flat	2
8	98-9316	Bracket-Latch, Hood	1
9	3296-16	Nut-Lock	2

*Not Illustrated



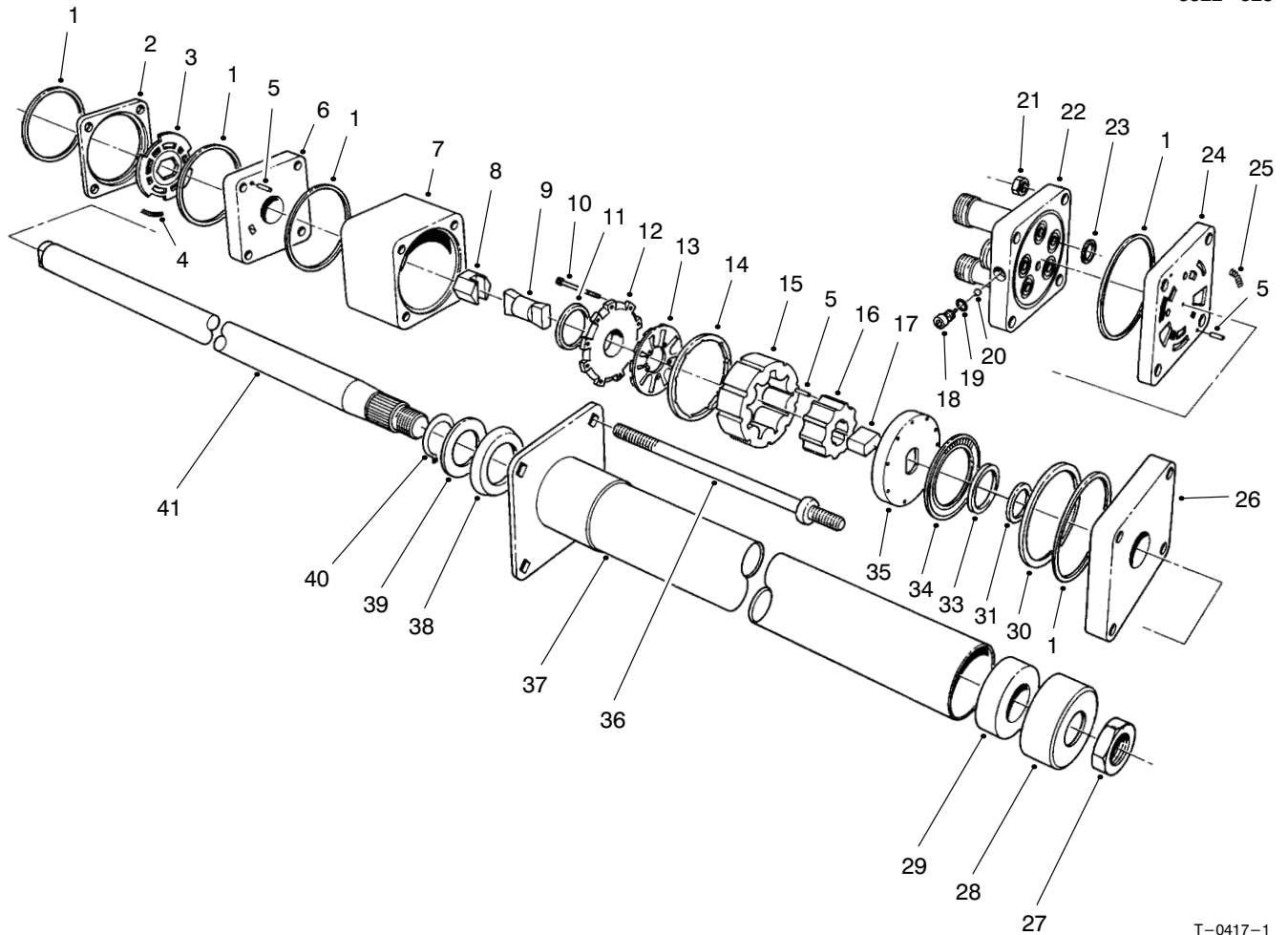
T-1044-2

STEERING TOWER ASSEMBLY

Ref. No.	Part No.	Description	No. Used
1	32144-26	Screw-TAP	2
2	3253-4	Washer-Lock	2
3	75-2810	Clamp-Steering Valve	1
4	75-0560	Asm-Steering Wheel (Incl. Ref. #6-8)	1
5	68-5370	Decal-TORO	1
6	32144-21	Screw	1
7	68-5140	Cap-Steering Wheel	1
8	3220-6	Nut-Steering Wheel	1
9	233-17	Knob-Parking Brake	1
10	93-6682	Panel-Tower	1
11	3256-22	Washer-Flat	4
12	95-1821	Spring-Compression	1
13	75-1490	Rod-Parking Brake	1
14	237-22	O-Ring	5
15	3255-8	Washer-Lock ETLW	1
16	3296-20	Nut-Lock	4
17	3272-5	Pin-Cotter	3
18	75-6230	Hose-Hydraulic RT	2
19	75-6240	Hose-Hydraulic IN	1

Ref. No.	Part No.	Description	No. Used
20	63-7900	Rack-Parking Brake	1
21	3272-10	Pin-Cotter	1
22	3256-26	Washer-Flat	1
23	75-5940	Hose-Hydraulic AUX	1
25	75-6250	Hose-Hydraulic OUT	1
26	75-0600	Asm-Steering Valve (Incl. Ref. #14)	1
27	21-9260	Seal-Shaft	1
28	3258-166	Screw-PPH	2
29	3256-1	Washer-Flat	2
30	3296-42	Nut-Lock	2
31	3256-23	Washer-Flat	6
32	44-2210	Asm-Lights, Warning (Incl. Ref. #33-36)	1
33	218-535	Nut-Lock	1
34	218-536	Washer-Lock	1
35	93-7480	Bulb-LED	1
36	218-533	Lens-Red	1
*	3290-378	Tie-Cable	3
*	3290-410	Tie-Cable, Push On	4

*Not Illustrated

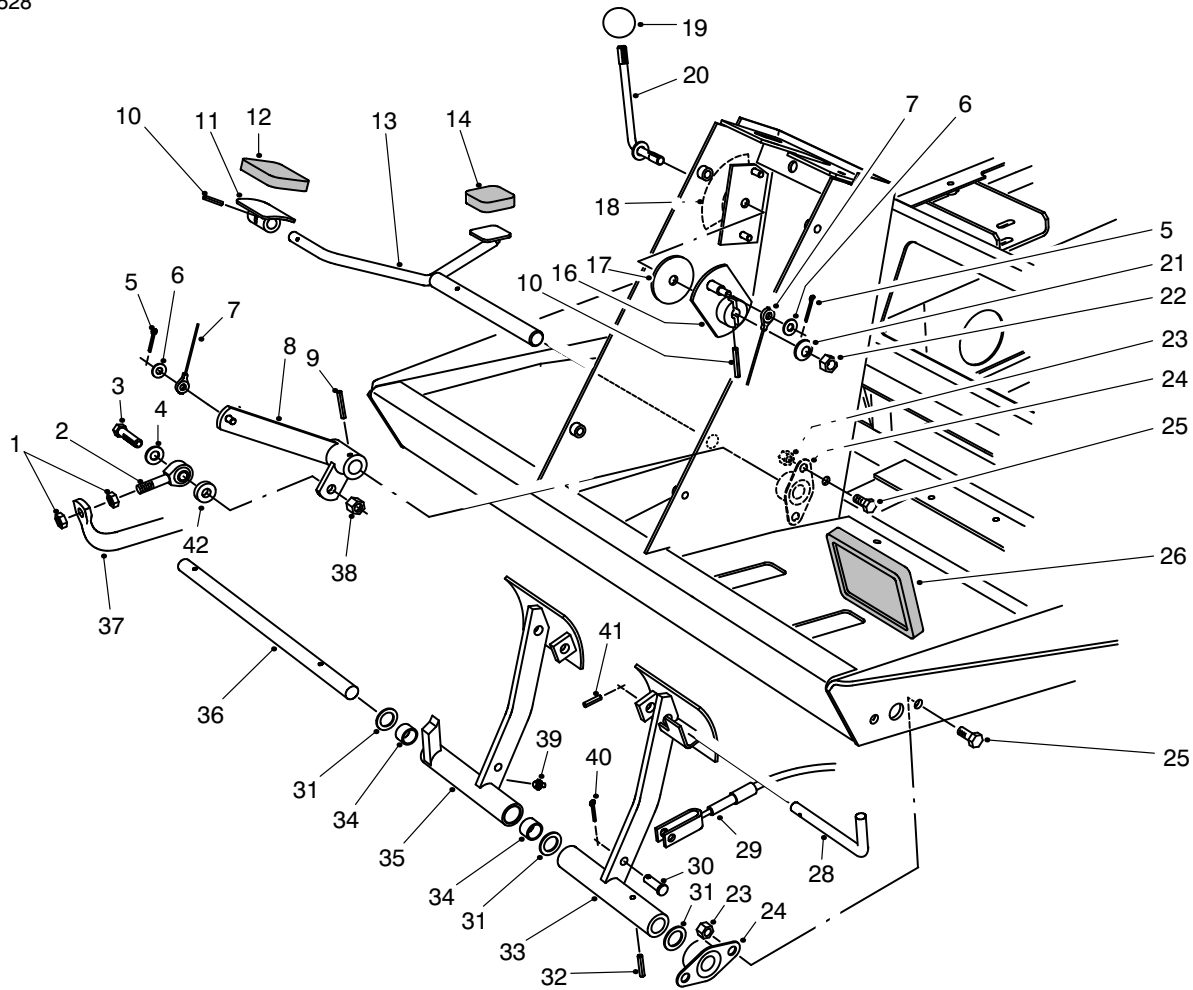


T-0417-1

STEERING VALVE ASSEMBLY No. 75-0600

Ref. No.	Part No.	Description	No. Used	Ref. No.	Part No.	Description	No. Used
1		Ring-Seal	5	26		Plate-Cover, Upper	1
2		Ring-Valve	1	27	3220-6	Nut	1
3		Plate-Valve	1	28	66-9770	Seal	1
4		Spring	3	29	66-9780	Bushing	1
5		Pin-Alignment	9	30		Spacer-Bearing, Thrust	1
6		Manifold-Isolation	1	31		Spacer-Seal	1
7		Ring-Metering	1	33		Seal-Face	1
8		Asm-Hex Drive	1	34		Bearing-Thrust	1
9		Link-Drive	1	35		Plate-Drive	1
10		Screw-HSH	11	36	93-3609	Bolt-Special	4
11		Seal-Commutator	1	37	66-9860	Upper Cover & Jacket	1
12		Cover-Commutator	1	38	66-9870	Plate-Retaining	1
13		Commutator	1	39	66-9880	Washer-Retaining Plate	1
14		Ring-Commutator	1	40	66-9890	Ring-Retaining	1
15		Stator	1	41	66-9900	Shaft-Input	1
16		Rotor	1	*	66-9970	Kit-Spring (Incl. Ref. #4 & 25)	1
17		Spacer-Drive Link	1	*	66-9980	Kit-Seal (Incl. Ref. #1, 11, 19, 23 & 33)	1
18		Plug	1	*	66-9990	Kit-Needle Roller (Incl. Ref. #5)	1
19		O-Ring	1	*	75-1340	Valve-Power Steering (Incl. Ref. #1-26 & 30-36)	1
20		Ball	1				
21		Nut-Hex	4				
22		Cover-Port	1				
23		O-Ring	5				
24		Manifold-Port	1				
25		Spring	3				

*Not Illustrated



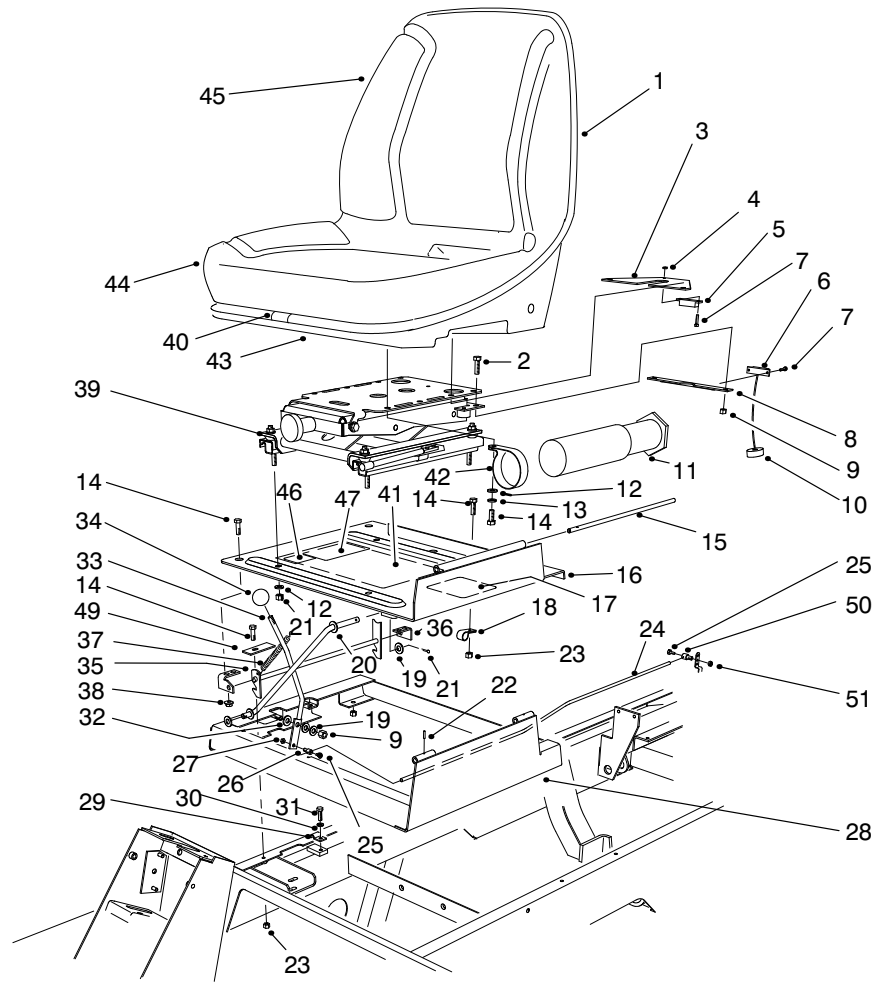
T-1045-1

TRACTION & BRAKE PEDALS ASSEMBLY

Ref. No.	Part No.	Description	No. Used
1	3220-3	Nut-Jam	2
2	2411-36	Bearing-Rod End	1
3	323-9	Screw-HH	1
4	3256-24	Washer-Flat	1
5	3272-2	Pin-Cotter	2
6	3256-22	Washer-Flat	2
7	75-6580	Cable-Pedal	1
8	75-3270	Lever-Traction Pivot	1
9	32121-6	Pin-Roll	1
10	32121-45	Pin-Roll	2
11	49-6440	Plate-Traction Pedal	1
12	74-9100	Pad-Forward	1
13	75-2970	Pedal-Traction	1
14	74-9110	Pad-Reverse	1
16	75-6510	Lever-Bracket	1
17	75-6550	Disc-Friction	1
18	93-6699	Decal-Fast/Slow	1
19	233-42	Knob	1
20	75-6490	Lever-Pedal Stop	1
21	3290-461	Washer-Belleville	1
22	3296-59	Nut-Lock	1

Ref. No.	Part No.	Description	No. Used
23	3296-29	Nut-Lock	8
24	256-236	Bearing-Flange	4
25	322-3	Screw-HH	8
26	93-8742	Pad-Brake	2
28	63-7880	Pin-Brake Latch	1
29	63-7733	Cable-Brake LH	1
*	63-7732	Cable-Brake RH	1
30	283-58	Pin-Clevis	4
31	3256-69	Washer-Thrust	3
32	32121-16	Pin-Roll	1
33	75-1440	Pedal-Brake LH	1
34	256-42	Bushing-Sleeve	2
35	75-1430	Asm-Brake Pedal RH (Incl. Ref. #34 & 39)	1
36	75-1470	Shaft-Brake Pedal	1
37	75-2170	Tube-Pump Control	1
38	3296-39	Nut-Lock	1
39	302-5	Fitting-Grease	1
40	3272-10	Pin-Cotter	4
41	32121-50	Pin-Roll	1
42	5-0652	Spacer	1

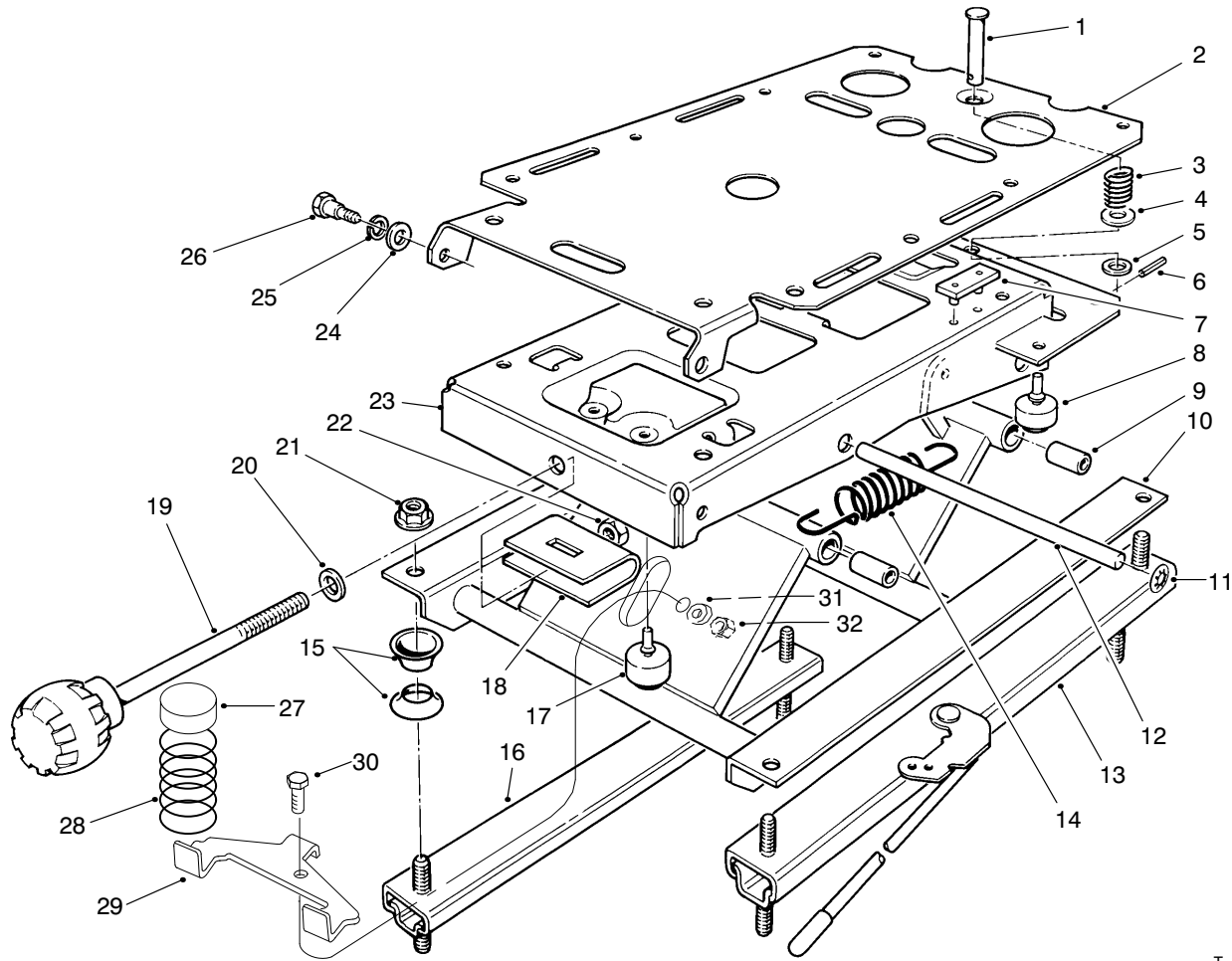
*Not Illustrated



T-1891-5

SEAT & THROTTLE ASSEMBLY

Ref. No.	Part No.	Description	No. Used	Ref. No.	Part No.	Description	No. Used
1	351-78	Edging	1	27	3296-3	Nut-Lock	1
2	323-4	Screw-HH	2	28	98-2352	Frame-Seat	1
3	75-4370	Bracket-Switch (Seat)	1	29	3-6657	Clamp-Cable	1
4	3296-54	Nut-Lock	4	30	3253-3	Washer-Lock	1
5	92-8753	Magnet-Reed Switch	1	31	321-4	Screw-HH	1
6	92-8001	Sensor-Reed Switch	1	32	66-2920	Washer-Friction	2
7	3250-29	Screw-HH	4	33	75-3430	Rod-Throttle	1
8	75-4360	Bracket-Switch	1	34	233-42	Knob-Throttle	1
9	3296-39	Nut-Lock	3	35	98-2354	Latch-Seat	1
10	93-0140	Grommet	1	36	98-2353	Bracket-Seat Latch	2
11	74-0720	Tube-Manual	1	37	66-4190	Spring	1
12	3256-23	Washer-Flat	8	38	32128-25	Nut-Flange	4
13	3253-4	Washer-Lock	4	39	75-3000	Asm-Seat Suspension	1
14	322-3	Screw-HH	13	40	351-80	Clip	1
15	75-3400	Shaft-Seat Pivot	1	41	98-9342	Decal-Clip (Metric)	1
16	98-2350	Asm-Seat Plate (Incl. Ref. #10)	1	42	2412-133	Clamp-R	2
17	93-8060	Decal-Danger	1	43	92-6534	Shell-Seat	1
18	2412-93	Clamp-R	1	44	92-6533	Kit-Cushion, Replacement	1
19	3256-24	Washer-Flat	3	45	92-1180	Asm-Seat (Incl. Ref. #1, 2 of #9, 43 & 44)	1
20	75-3680	Rod-Seat	1	46	63-9920	Decal-EEC 105	1
21	3272-10	Pin-Cotter	2	47	92-5524	Decal-Noise Rating, 90	1
22	32121-38	Pin-Roll	1	49	98-9302	Plate-Idler Stop	1
23	3296-29	Nut-Lock	10	50	98-9311	Swivel-Cable, Throttle	1
24	98-9303	Cable-Throttle	1	51	3296-20	Nut-Lock	1
25	25-8640	Screw-HH	2				
26	93-0021	Asm-Throttle Cable Swivel	1				

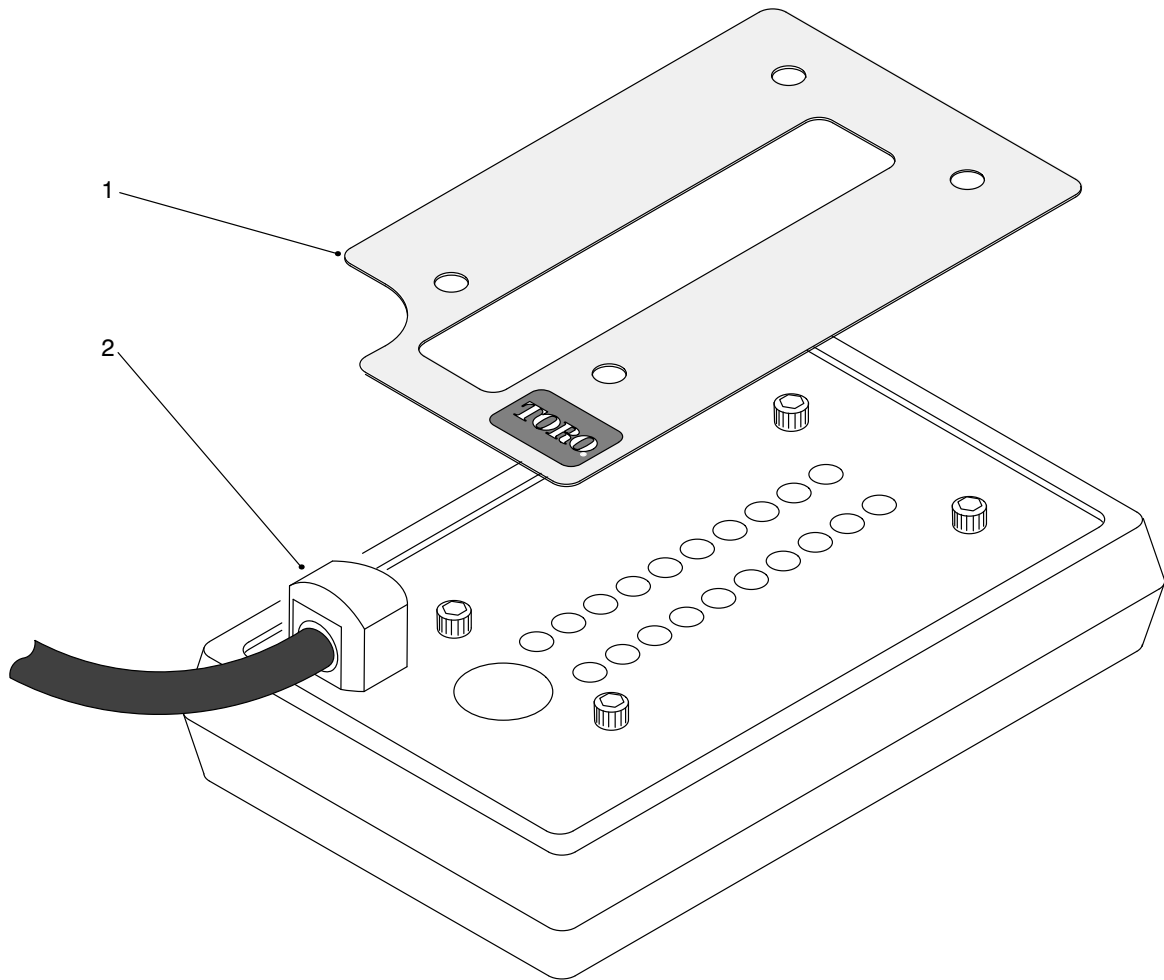


T-1031-1

SEAT SUSPENSION ASSEMBLY

Ref. No.	Part No.	Description	No. Used
1	80-4860	Pin-Clevis	1
2	75-3580	Plate-Mounting, Seat	1
3	75-3530	Spring-Compression	1
4	3256-5	Washer-Flat	1
5	3256-24	Washer-Flat	1
6	75-3540	Pin-Roll	1
7	75-3550	Bumper-Seat	2
8	76-2940	Bumper-Rubber	2
9	76-1920	Bushing-Sleeve	4
10	66-8610	Weldment-Lower	1
11	66-8560	Nut-Push	4
12	76-1910	Shaft-Pivot	2
13	82-9060	Adjuster W/Handle	1
14	76-1940	Spring-Extension	2
15	66-9290	Spacer	6
16	66-8530	Adjuster	1

Ref. No.	Part No.	Description	No. Used
17	66-8520	Bumper-Down-stop	2
18	77-2870	Weldment-Hanger	1
19	76-1930	Knob-Tension Adjustment	1
20	3256-46	Washer-Flat	1
21	32128-26	Nut-Flange	4
22	3296-44	Nut-Lock	1
23	75-3480	Weldment-Upper	1
24	3256-26	Washer-Flat	2
25	3253-6	Washer-Lock	2
26	75-3510	Bolt-Shoulder	2
27	93-3164	Cap	2
28	93-3163	Spring	2
29	93-3165	Bracket	1
30	322-6	Screw-HH	1
31	3253-33	Washer-Lock	1
32	3217-6	Nut-Hex	1



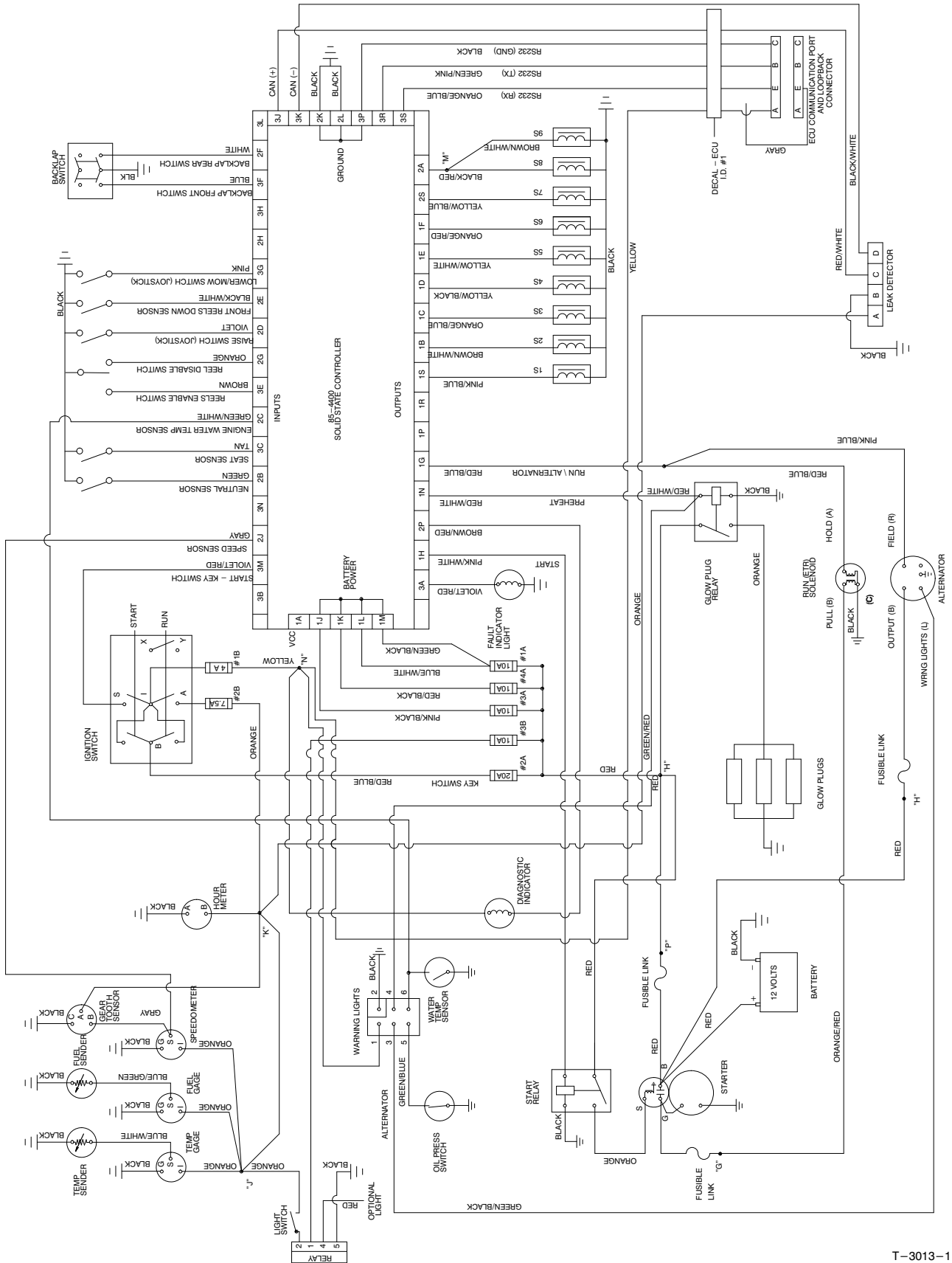
T-1458-1

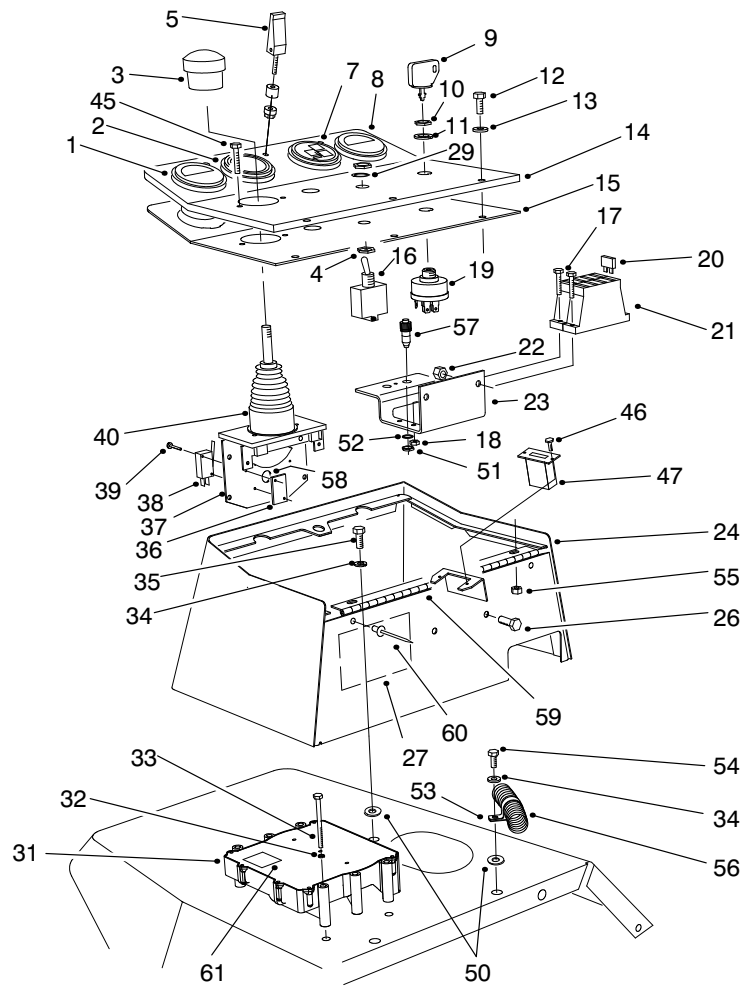
DIAGNOSTIC-ACE DISPLAY ASSEMBLY

Ref. No.	Part No.	Description	No. Used
1	100-3700	Decal-Diagnostic-ACE RM 5200D V 1.0	1
1	100-3710	Decal-Diag. (Spanish)	1
1	100-3704	Decal-Diag. (French)	1
1	100-3705	Decal-Diag. (German)	1
1	100-3711	Decal-Diag. (Swedish)	1
1	100-3706	Decal-Diag. (Italian)	1
1	100-3709	Decal-Diag. (Portuguese)	1
1	100-3708	Decal-Diag. (Norwegian)	1
1	100-3703	Decal-Diag. (Finnish)	1
1	100-3701	Decal-Diag. (Danish)	1
1	100-3702	Decal-Diag. (Dutch)	1
1	100-3707	Decal-Diag. (Japan)	1
1	94-5386	Decal-Turf Defender, Diag.	1
1	94-8060	Decal-Turf Defender, Diag. (Danish)	1
1	94-8061	Decal-Turf Defender, Diag. (Dutch)	1
1	94-8062	Decal-Turf Defender, Diag. (Finnish)	1

Ref. No.	Part No.	Description	No. Used
1	94-8063	Decal-Turf Defender, Diag. (French)	1
1	94-8064	Decal-Turf Defender, Diag. (German)	1
1	94-8065	Decal-Turf Defender, Diag. (Italian)	1
1	94-8066	Decal-Turf Defender, Diag. (Japanese)	1
1	94-8067	Decal-Turf Defender, Diag. (Norwegian)	1
1	94-8068	Decal-Turf Defender, Diag. (Portuguese)	1
1	94-8069	Decal-Turf Defender, Diag. (Spanish)	1
1	94-8070	Decal-Turf Defender, Diag. (Swedish)	1
2	85-4750	Display-Diagnostic-ACE	1

ELECTRICAL SCHEMATIC





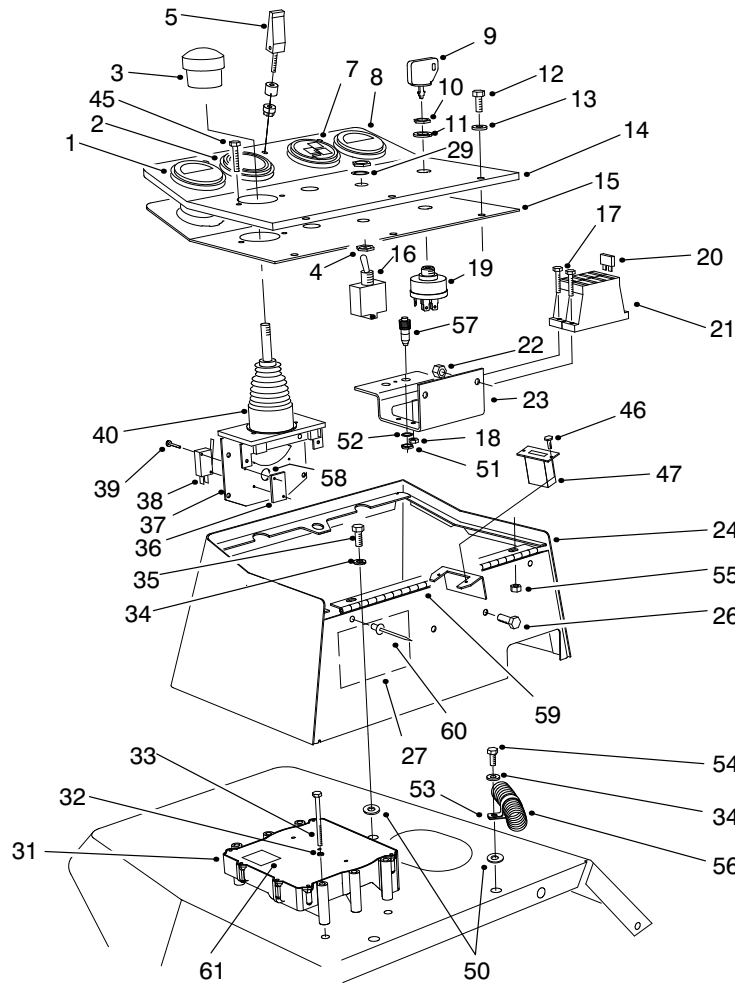
T-1501-8

CONTROL CONSOLE ASSEMBLY

Ref. No.	Part No.	Description	No. Used	Ref. No.	Part No.	Description	No. Used
1	98-9339	Gauge-Fuel	1	22	3296-42	Nut-Lock	4
2	85-4420	Gauge-Speedometer	1	23	93-7587	Bracket-Fuse Block	1
3	3290-489	Knob-Lift Control	1	24	75-5740	Box-Control	1
4	218-498	Nut-Hex.	2	26	321-39	Screw-HH	2
5	74-5950	Asm-Swell Latch	1	27	94-6767	Decal-Fuses	1
7	98-9306	Cluster-Warning	1	29	218-589	Washer-Lock	1
8	98-9308	Gauge-Temperature	1	31	92-5720	Controller-Electronic	1
9	63-8360	Key-Ignition	1			Note: This part must be programmed by distributor before installation.	
10	218-446	Nut-Locking	1	32	3253-3	Washer-Lock	2
11	218-447	Washer-E.T.L.W.	1	33	321-15	Screw-HH	2
12	3258-166	Screw-PPH	5	34	3256-3	Washer-Flat	3
13	3256-1	Washer-Flat	5	35	322-3	Screw-HH	2
14	99-8961	Panel-Control	1	36	3290-354	Plate-Nut	2
15	75-6270	Cover-Control Box	1	37	98-2195	Asm-Lift Control	1
16	99-8352	Asm-Switch, Toggle (Incl. Ref. #4, 29 & 71)	1			(Incl. Ref. #3, 36, 38-40 & 58)	1
17	32105-13	Screw-HH	4	38	94-8104	Switch-Micro	2
18	3296-2	Nut-Lock	4	39	94-8103	Screw-HH	4
19	27-2360	Asm-Ignition Switch (Incl. Ref. #9-11)	1	40	3290-488	Boot-Lift Control	1
†20	94-9157	Fuse-4A	1	45	3273-26	Screw-Hex. Socket Hd.	2
†20	218-578	Fuse-10A	3	46	32144-18	Screw-HH	2
†20	218-574	Fuse-7.5A	1	47	75-6820	Meter-Hour	1
†20	218-594	Fuse-20A	1				
†21	67-7160	Block-Fuse	2				

*Not Illustrated
 ■Obtain Locally.

†Included in main wire harness ASM.



T-1501-8

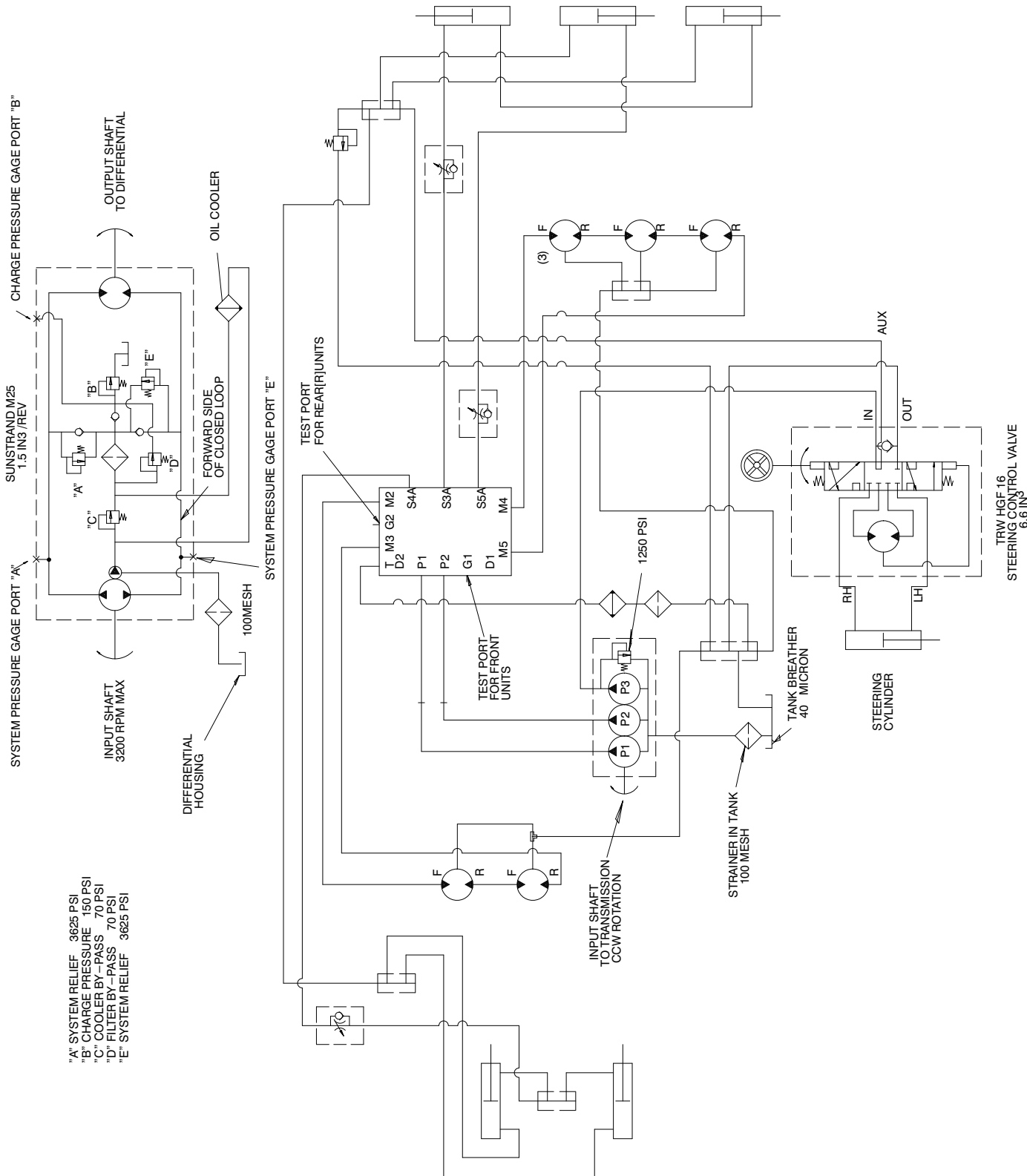
CONTROL CONSOLE ASSEMBLY (Continued)

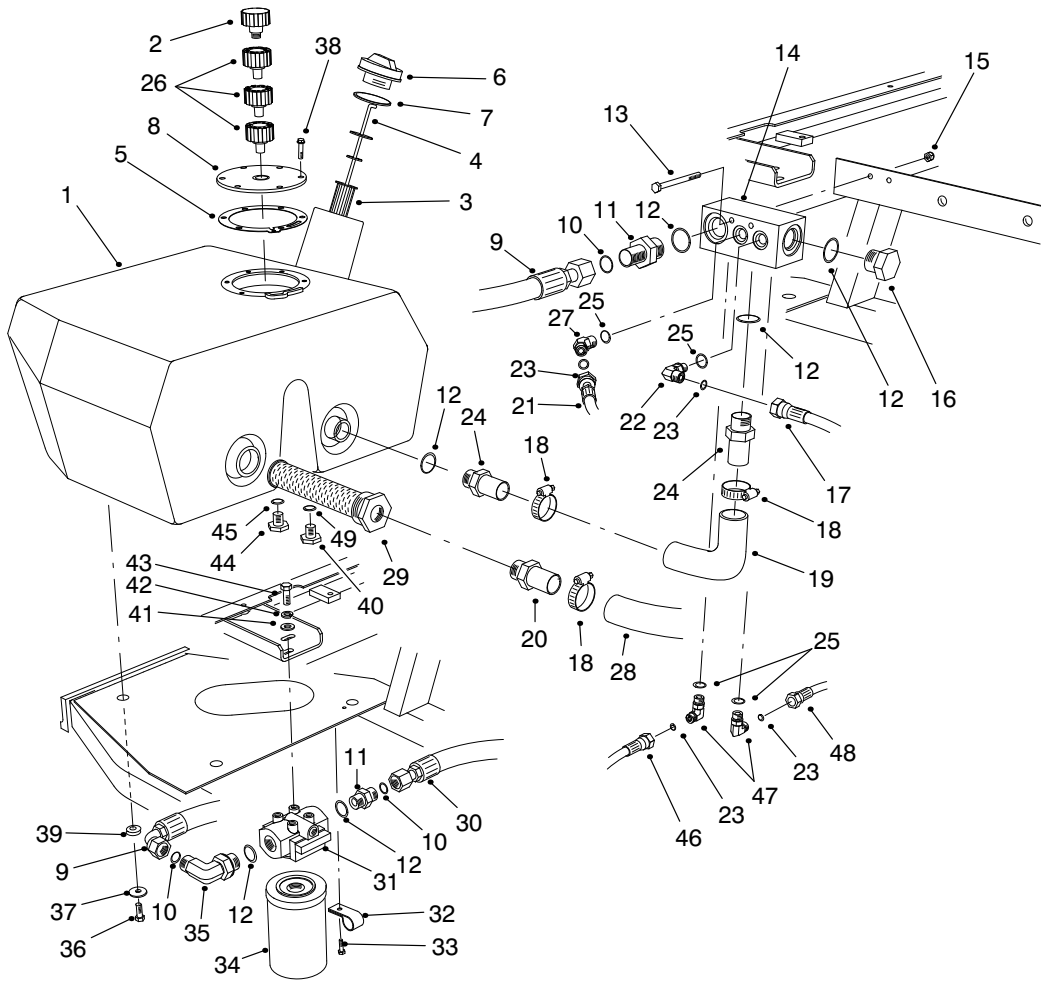
Ref. No.	Part No.	Description	No. Used	Ref. No.	Part No.	Description	No. Used
50	66-2920	Washer-Nylon	3	58	93-3625	Spring-Joystick Return	1
51		Nut-Lock	1	59	75-5780	Hinge-Cover	1
52		Washer-Lock	1	60	93-8744	Rivet	3
53	2412-126	Clamp-R	1	61	93-8053	Decal-ECU	1
54	322-5	Screw-HH	1	*70	94-6343	Decal-Wire I.D.	1
55	32128-33	Nut-Lock, Flange Hd.	3	*71	3253-19	Washer-Lock	2
56	99-8960	Asm-Main Wire Harness	1	*†	70-8570	Breaker-Circuit, 40 Amp	2
†57	85-4491	Lamp-Diagnostic (Incl. Ref. 219-19 Lamp)	1	*†	86-7560	Connector-Cover (3 Way)	3
*	219-19	Lamp-Green	1	*†	86-7550	Connector-Cover (2 Way)	2
				*†	85-4650	Connector-Loop Back	1

*Not Illustrated

†Included in main wire harness ASM.

HYDRAULIC SCHEMATIC



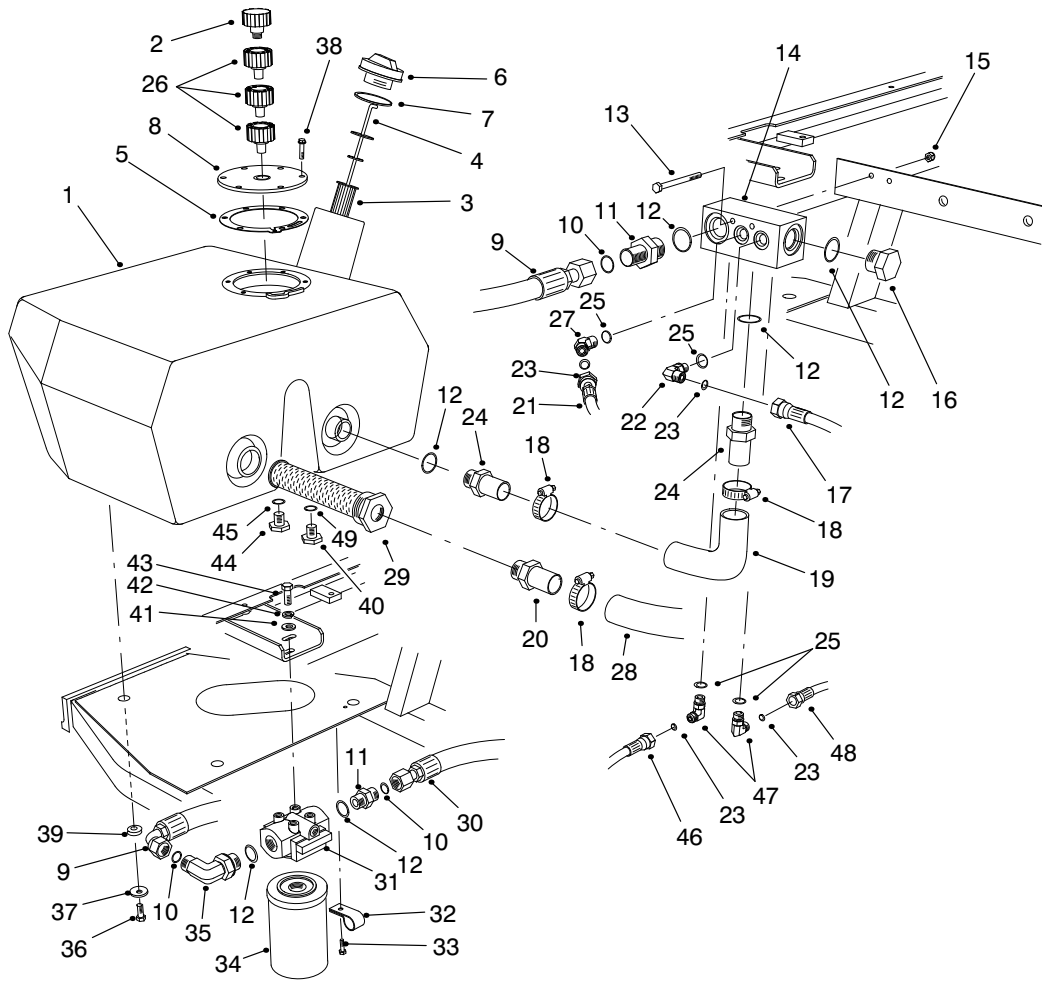


T-1048-4

HYDRAULIC RESERVOIR ASSEMBLY

Ref. No.	Part No.	Description	No. Used
1	93-7488	Reservoir-Hydraulic	1
2	68-6150	Breather-Hydraulic Tank	1
3	61-2790	Screen-Filler	1
4	94-9411	Dipstick	1
5	93-7499	Gasket-Flange	1
6	93-7498	Plug-Plastic	1
7	237-101	O-Ring	1
8	93-7588	Cover-Tank	1
9	75-6130	Hose-Hydraulic	1
10	237-65	O-Ring	5
11	340-8	Fitting-Hydraulic Straight (Incl. Ref. #10 & 12)	2
12	237-81	O-Ring	4
13	321-23	Screw-HH	2
14	92-9098	Manifold-Tank	1
15	3296-42	Nut-Lock	2
16	354-74	Fitting-Hydraulic Plug (Incl. Ref. #12)	1
17	75-6250	Hose-Hydraulic	1
18	2412-34	Clamp-Hose	3
19	75-5720	Hose-Hydraulic	1
20	353-682	Fitting-Hydraulic Straight	1
21	93-0119	Hose-Hydraulic	1
22	340-77	Fitting-Hydraulic 90° (Incl. Ref. #23 & 25)	1
23	237-22	O-Ring	6

Ref. No.	Part No.	Description	No. Used
24	354-73	Fitting-Hydraulic Straight (Incl. Ref. #12)	2
25	237-42	O-Ring	4
26	92-8020	Adapter-Breather	3
27	340-87	Fitting-Hydraulic 45° (Incl. Ref. #25 & 23)	1
28	75-6870	Hose-Hydraulic Suction	1
29	75-0550	Strainer-Suction	1
30	93-0077	Hose-Hydraulic	1
31	75-1300	Asm-Hydraulic Filter Head	1
32	2412-93	Clamp-R	2
33	32144-10	Screw-HWH	2
34	75-1310	Element-Hydraulic Filter	1
35	340-139	Fitting-Hydraulic 90° (Incl. Ref. #10 & 12)	1
36	33105-025	Screw-HH	3
37	63-8410	Washer-Flat	3
38	33104-020	Screw-HFH	6
39	240-11	Grommet	3
40	353-508	Plug-Hydraulic	1
41	3256-24	Washer-Flat	2
42	3253-21	Washer-Lock	2
43	323-4	Screw-HH	2
44	353-550	Plug-Drain (Incl. Ref. #45)	1
45	237-79	O-Ring	1

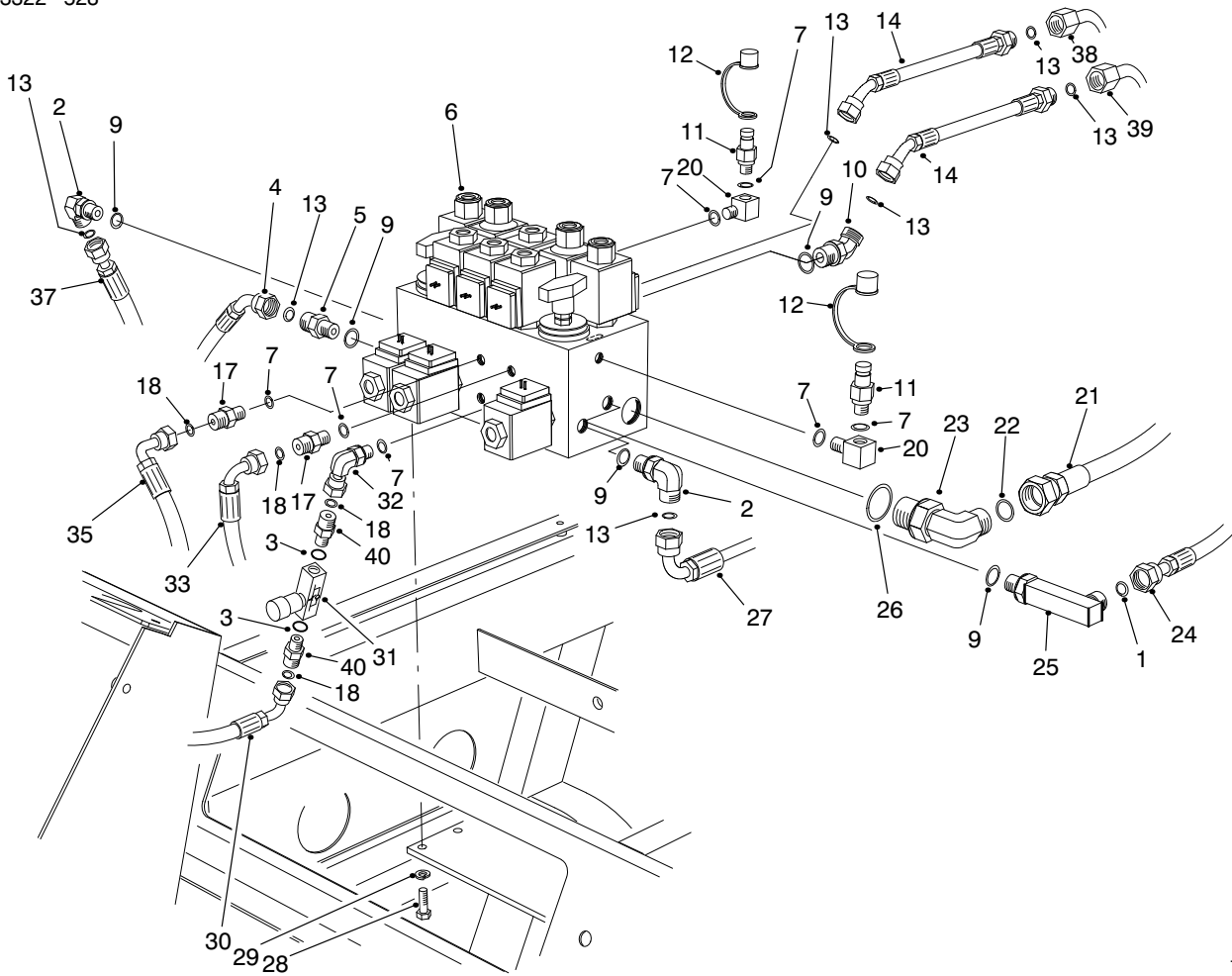


T-1048-4

HYDRAULIC RESERVOIR ASSEMBLY (Continued)

Ref. No.	Part No.	Description	No. Used
46	92-9096	Asm-Hose	1
47	340-82	Fitting-Hydraulic 90° (Incl. Ref. #23 & 25)	2

Ref. No.	Part No.	Description	No. Used
48	94-4916	Asm-Hose, Drain	1
49	237-42	O-Ring	1

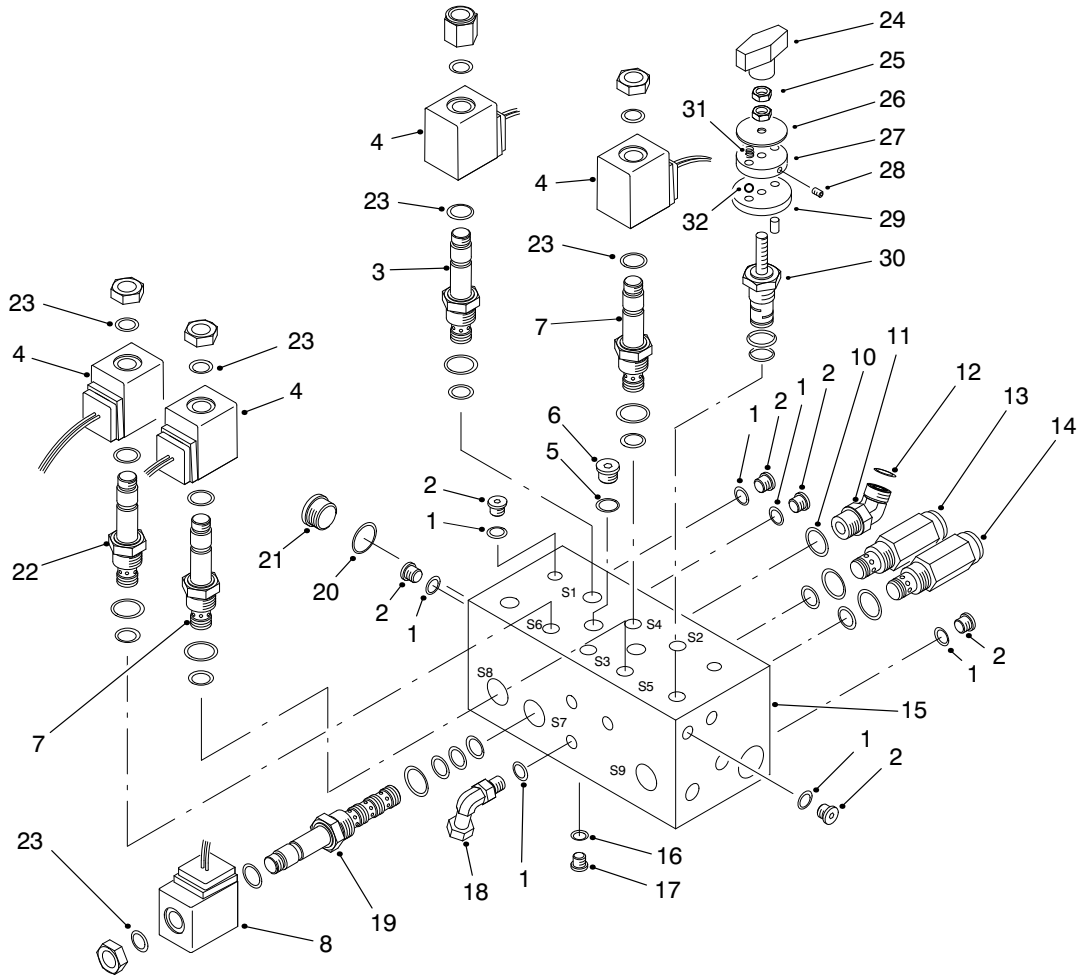


T-1094-5

HYDRAULIC CONTROL MANIFOLD ASSEMBLY

Ref. No.	Part No.	Description	No. Used
1	237-22	O-Ring	1
2	340-98	Fitting-Hydraulic 90° (Incl. Ref. #9 & 13)	2
3	237-42	O-Ring	2
4	98-4586	Asm-Hose, Pressure #5	1
5	340-4	Fitting-Hydraulic Straight (Incl. Ref. #9 & 13)	1
6	98-4579	Asm-Control Manifold (Incl. Ref. #32)	1
7	237-78	O-Ring	6
9	237-79	O-Ring	6
10	340-101	Fitting-Hydraulic 45° (Incl. Ref. #9 & 13)	2
11	354-77	Fitting-Test Port (Incl. Ref. #7)	2
12	354-79	Cap-Test Port	2
13	237-30	O-Ring	7
14	86-9190	Hose-Hydraulic	2
17	340-92	Fitting-Hydraulic Straight (Incl. Ref. #7 & 18)	2
18	237-21	O-Ring	4
20	75-6640	Fitting-Hydraulic 90° (Incl. Ref. #7)	2

Ref. No.	Part No.	Description	No. Used
21	93-0078	Hose-Hydraulic	1
22	237-65	O-Ring	1
23	340-139	Fitting-Hydraulic 90° (Incl. Ref. #22 & 26)	1
24	98-9348	Asm-Hose, Pressure #2	1
25	98-9781	Fitting-Hydraulic 90° (Incl. Ref. #1 & 9)	1
26	237-81	O-Ring	1
27	98-9347	Asm-Hose, Pressure #3	1
28	322-3	Screw-HH	4
29	3253-4	Washer-Lock	4
30	75-5900	Hose-Hydraulic	1
31	98-9742	Valve-Flow Control	1
32	340-143	Fitting-Hydraulic 90° (Incl. Ref. #7)	1
33	93-0118	Hose-Hydraulic	1
35	75-5890	Hose-Hydraulic	1
37	98-4589	Asm-Hose, Pressure #4	1
38	93-3642	Tube-Hydraulic	1
39	93-3643	Tube-Hydraulic	1
40	340-1	Fitting-Hydraulic Straight (Incl. Ref. #3 & 18)	2



T-1503-3

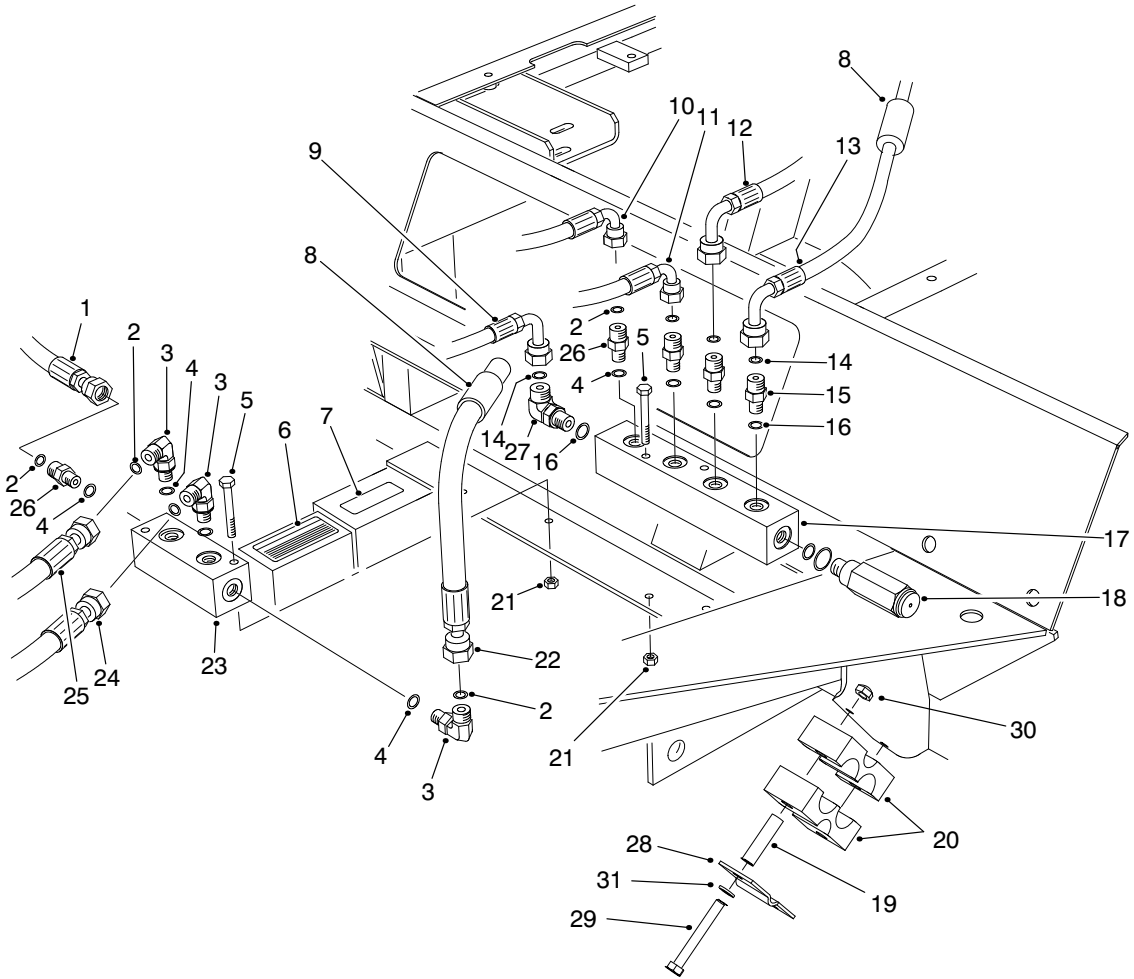
CONTROL MANIFOLD ASSEMBLY

Ref. No.	Part No.	Description	No. Used
1	237-78	O-Ring	12
2	353-990	Plug (Incl. Ref. #1)	11
3	88-7020	Cartridge-N.O. S1, S2 (Use Seal Kit #95-5645)	2
4	88-9190	Solenoid-20 Watt	6
5	237-42	O-Ring	2
6	353-989	Plug (Incl. Ref. #5)	2
7	94-2685	Cartridge-N.C. S3, S4, S5 (Use Seal Kit #95-5645)	3
8	88-9200	Solenoid-28 Watt	3
10	237-79	O-Ring	1
11	340-101	Fitting-Hydraulic 45° (Incl. Ref. #10 & 12)	1
12	237-30	O-Ring	1
13	75-0920	Cartridge-Relief 3000 psi (Use Seal Kit #95-5645)	1
14	75-2010	Cartridge-Relief 2000 psi (Use Seal Kit #95-5645)	1
†15		Body-Manifold	1
16	237-156	O-Ring	2
17	353-991	Plug (Incl. Ref. #16)	2

Ref. No.	Part No.	Description	No. Used
18	340-143	Fitting-Hydraulic 90° (Incl. Ref. #1)	1
19	88-6960	Cartridge-4W/2P S7, S8, S9 (Use Seal Kit #95-5642)	3
20	237-80	O-Ring	1
21	354-70	Plug (Incl. Ref. #20)	1
22	92-6315	Cartridge-N.C. S6 (Use Seal Kit #95-5645)	1
23	94-5438	Seal-Solenoid	10
24	94-5020	Knob	2
25	75-6770	Nut-Jam	4
26		Plate-Indicator	2
27	75-6730	Plate-Detent	2
28		Screw-Set	2
29	75-6720	Plate-Locating	2
30	98-9779	Rotary Cartridge Kit (Use Seal Kit #95-5645)	2
31	94-5027	Spring-Detent	2
32		Ball-Detent	2
*	82-8520	Detent ASM Kit (Incl. Ref. #24-29, 31 & 32)	2
*	95-5645	Kit-Seal	10
*	95-5642	Kit-Seal	3

*Not Illustrated

†Not Serviceable Separately

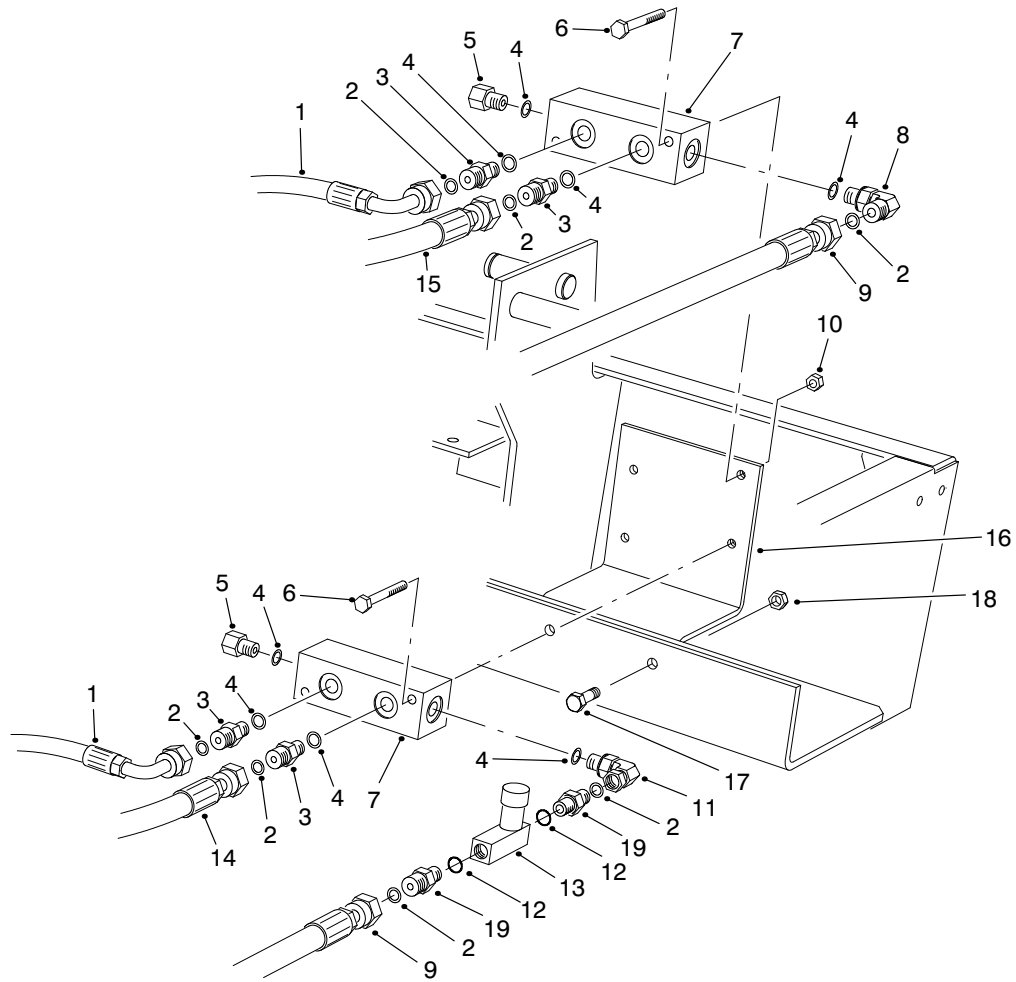


T-1058-5

FRONT HYDRAULIC MANIFOLDS

Ref. No.	Part No.	Description	No. Used
1	98-4584	Asm-Hose, Drain	1
2	237-21	O-Ring	7
3	340-132	Fitting-Hydraulic 90° (Incl. Ref. #2 & 4)	3
4	237-78	O-Ring	7
5	321-18	Screw-HH	4
6	93-6693	Decal-Floor Plate	1
7	93-6686	Decal-Oil	1
8	38-3400	Guard-Rubber	2
9	75-5940	Hose-Hydraulic	1
10	75-5890	Hose-Hydraulic	1
11	75-5910	Hose-Hydraulic	1
12	93-0118	Hose-Hydraulic	1
13	93-0119	Hose-Hydraulic	1
14	237-22	O-Ring	2
15	340-2	Fitting-Hydraulic Straight (Incl. Ref. #14 & 16)	2
16	237-42	O-Ring	2
17	93-0139	Manifold-Hydraulic	1

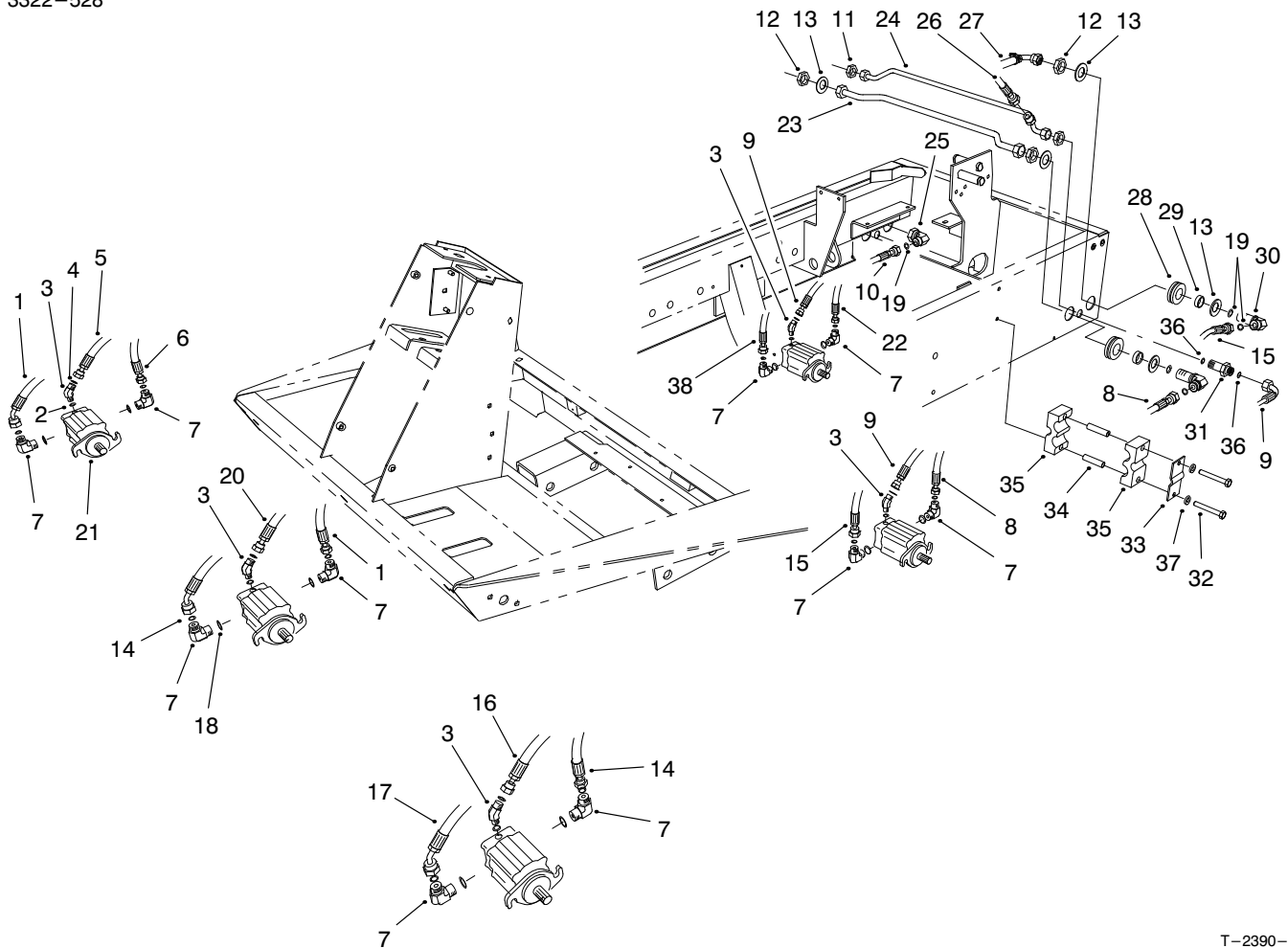
Ref. No.	Part No.	Description	No. Used
18	93-0143	Cartridge-Relief 250 psi (Use Seal Kit #75-2080)	1
19	93-7960	Spacer	4
20	82-8170	Clamp-Rubber	4
21	3296-42	Nut-Lock	4
22	92-9096	Hose-Hydraulic	1
23	75-1180	Manifold-Hydraulic	1
24	98-4587	Hose Asm-Drain #4	1
25	98-4590	Hose Asm-Drain #1	1
26	340-92	Fitting-Hydraulic Straight (Incl. Ref. #2 & 4)	4
27	340-77	Fitting-Hydraulic 90° (Incl. Ref. #14 & 16)	1
28	93-7961	Clamp	2
29	322-13	Screw-HH	4
30	3296-29	Nut-Lock	4
31	3256-70	Washer-Flat	4



T-1095-4

REAR HYDRAULIC MANIFOLDS

Ref. No.	Part No.	Description	No. Used	Ref. No.	Part No.	Description	No. Used
1	75-6180	Hose-Hydraulic	2	10	32128-33	Nut-Lock	4
2	237-21	O-Ring	7	11	340-143	Fitting-Hydraulic 90° (Incl. Ref. #4)	1
3	340-92	Fitting-Hydraulic Straight (Incl. Ref. #2 & 4)	4	12	237-42	O-Ring	2
4	237-78	O-Ring	8	13	98-9742	Valve-Flow Control	1
5	353-512	Fitting-Hydraulic Plug (Incl. Ref. #4)	2	14	75-6080	Hose-Hydraulic	1
6	321-11	Screw-HH	4	15	75-6070	Hose-Hydraulic	1
7	75-1180	Manifold	2	16	94-4920	Plate-Mounting Valve	1
8	340-132	Fitting-Hydraulic 90° (Incl. Ref. #2 & 4)	1	17	322-5	Screw-HH	2
9	93-0118	Hose-Hydraulic	2	18	32128-20	Nut-Flange Lock	2
				19	340-1	Fitting-Hydraulic Straight (Incl. Ref. #2 & 12)	2



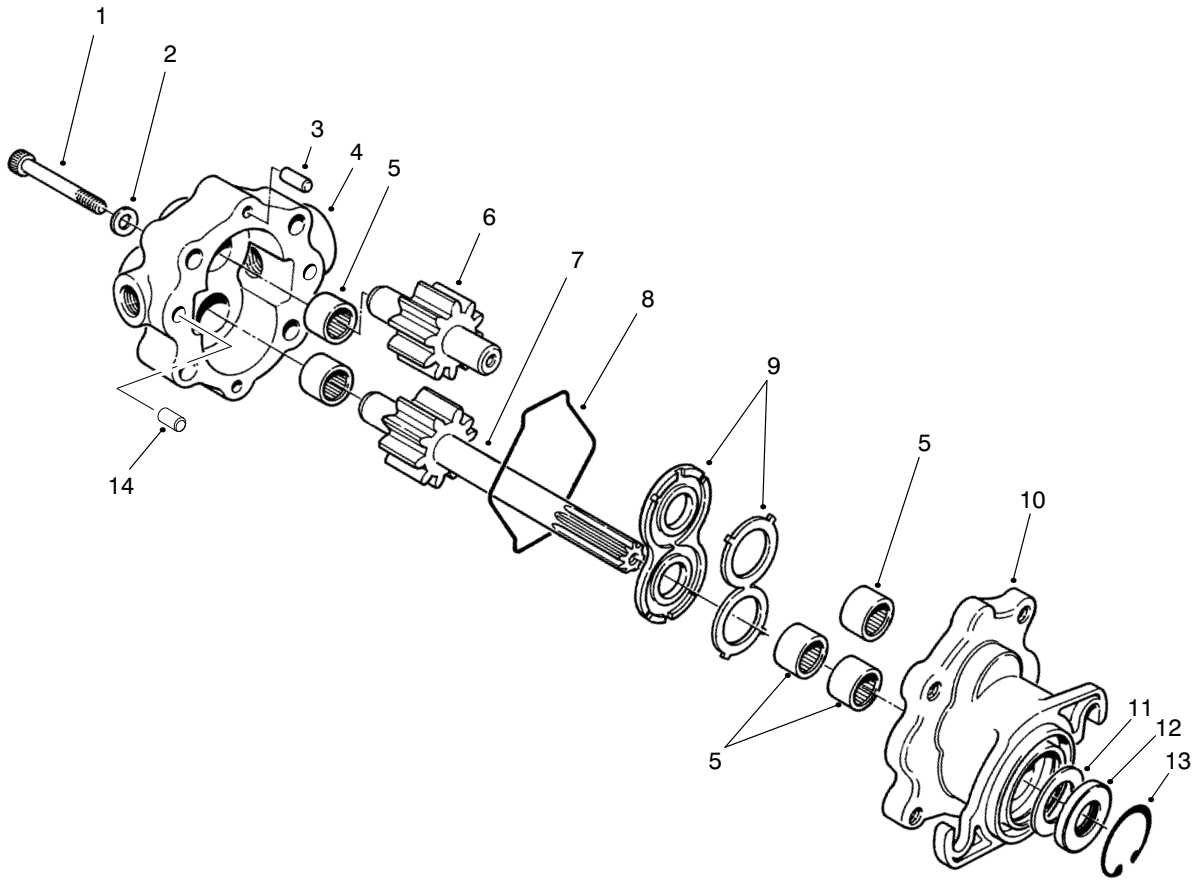
T-2390-3

CUTTING UNIT HYDRAULIC COMPONENTS

Ref. No.	Part No.	Description	No. Used
1	98-4585	Asm-Hose, Pressure #1, 5	1
2	237-78	O-Ring	5
3	340-103	Fitting-Hydraulic 45° (Incl. Ref. #2 & 4)	5
4	237-21	O-Ring	5
5	98-4584	Asm-Hose, Drain #5	1
6	98-4586	Asm-Hose, Pressure #5	1
7	340-98	Fitting-Hydraulic 90° (Incl. Ref. #18 & 19)	10
8	98-4581	Asm-Hose, Pressure #2	1
9	98-4583	Asm-Hose, Drain #2, 3	2
10	98-9347	Asm-Hose, Pressure #3	1
11	340-70	Nut-Bulkhead	2
12	340-127	Nut-Bulkhead	4
13	69-8930	Washer-Flat	8
14	98-4588	Asm-Hose, Pressure #1, 4	1
15	98-4582	Asm-Hose, Pressure #2	1
16	98-4587	Asm-Hose, Drain #4	1
17	98-4589	Asm-Hose, Pressure #4	1
18	237-79	O-Ring	10
19	237-30	O-Ring	19
20	98-4590	Asm-Hose, Drain #1	1
21	93-1375	Motor-Hydraulic	5
22	98-9344	Asm-Hose, Hydraulic	1

Ref. No.	Part No.	Description	No. Used
23	94-4918	Asm-Tube, Pressure #2, 3	1
24	94-4917	Asm-Tube, Drain #2, 3	1
25	94-6031	Fitting-Hydraulic (Incl. Ref. #19)	1
26	94-4916	Asm-Hose, Drain, Return	1
27	98-9348	Asm-Hose, Pressure #2	1
28	240-5	Grommet-Rubber	4
29	69-8960	Spacer	4
30	93-9151	Fitting-Hydraulic (Incl. Ref. #19)	4
31	340-71	Fitting-Hydraulic (Incl. Ref. #36)	2
32	32144-58	Screw-HSH	4
33	93-7961	Clamp-Case Drain	2
34	93-7960	Spacer	4
35	82-8170	Clamp	4
36	237-22	O-Ring	4
37	3256-70	Washer-Flat	4
38	98-9343	Asm-Hose, Hydraulic	1
*	3290-378	Tie-Cable	4
*	98-9761	Kit-Hydraulic Hose (Incl. Ref. #1, 6, 8, 14-15 & 17)	1

*Not Illustrated

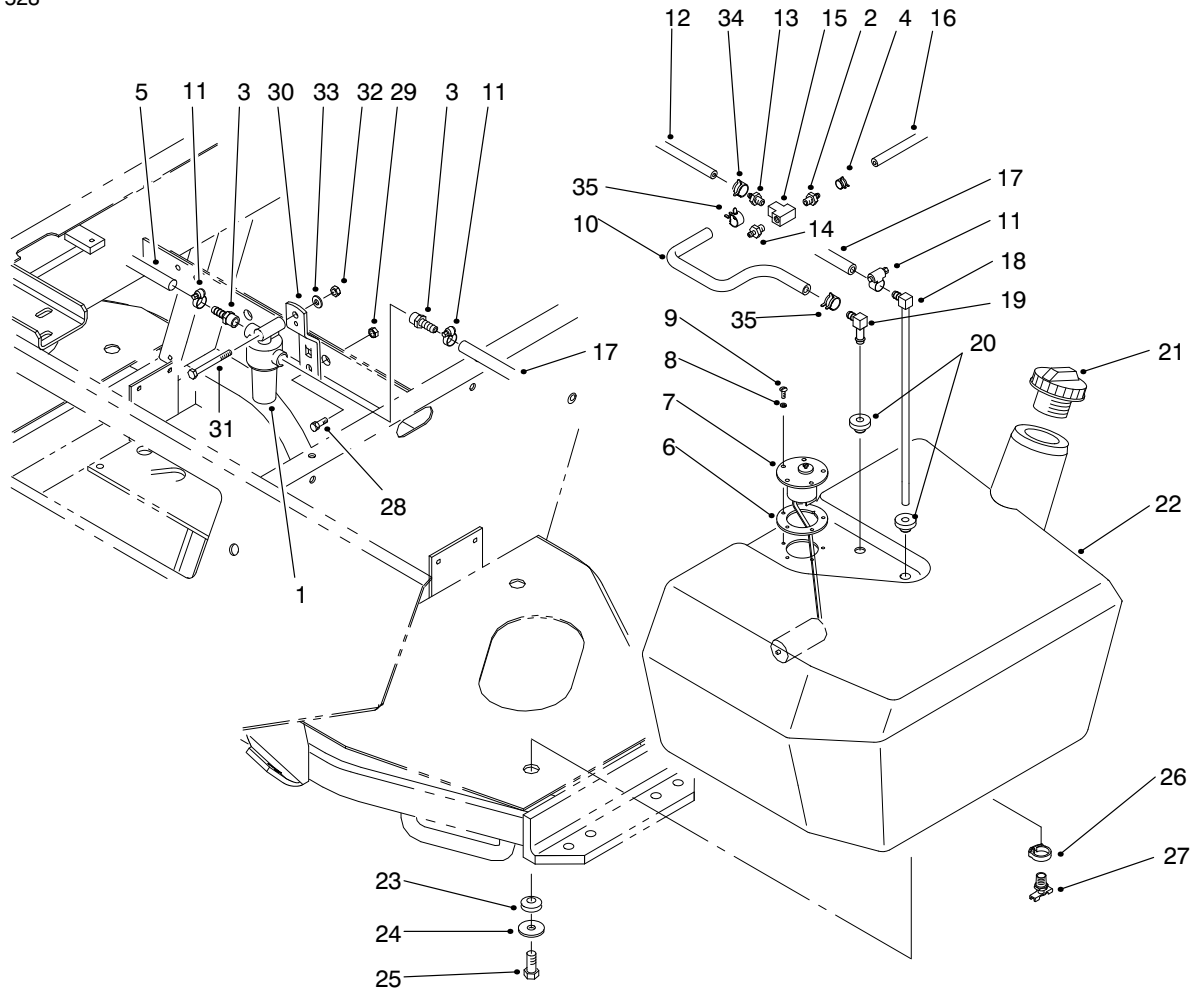


T-1872-1

REEL MOTOR ASSEMBLY NO. 93-1375

Ref. No.	Part No.	Description	No. Used	Ref. No.	Part No.	Description	No. Used
1	354-50	Screw-HSH	4	9	74-3810	Asm-Load Plate	1
2	354-51	Washer	4	10	92-8795	Asm-Body (Incl. Ref. #5)	1
3	353-599	Pin-Dowel	2	†11		Spacer	1
4	93-3614	Asm-Cover (Incl. Ref. #5)	1	†12		Seal-Shaft	1
†5		Bearing-Needle	5	13	32151-41	Ring-Retaining	1
6	93-3616	Asm-Idler Gear	1	14	92-8796	Pin-Dowel	2
7	93-3615	Asm-Drive Shaft	1	*	92-8863	Kit-Repair (Incl. Ref. #8, & 11-13)	1
8	354-46	Ring-Seal	1				

*Not Illustrated



T-2898-1

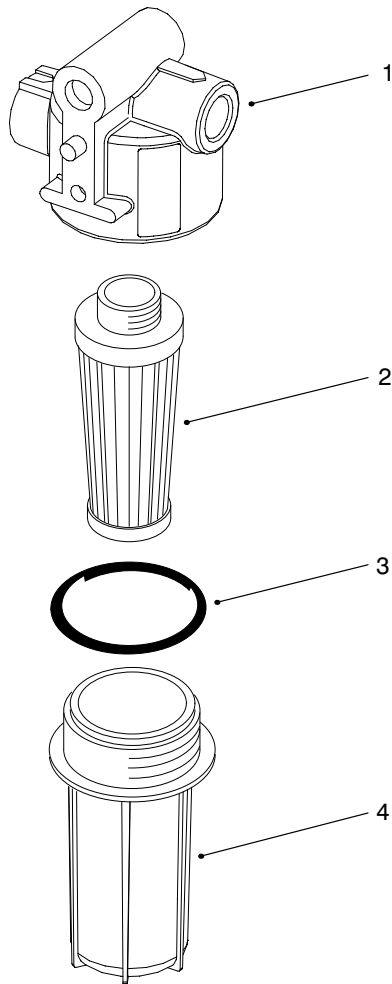
FUEL TANK ASSEMBLY

Ref. No.	Part No.	Description	No. Used
1	99-8351	Filter-Fuel	1
2	304-73	Fitting-Barbed	1
3	353-783	Fitting-Fuel	1
4	2412-98	Clamp-Hose	1
5	63-7610	Hose-Fuel	1
6	62-7650	Gasket-Sending Unit	1
7	63-7640	Unit-Sending	1
8	3253-15	Washer-Lock	5
9	32122-24	Screw-Round Hd.	5
10	93-2042	Hose-Fuel	1
11	2412-108	Clamp-Hose	4
12	75-4700	Hose-Fuel	1
13	354-22	Fitting-Fuel, Straight	1
14	354-21	Fitting-Fuel Straight	1
15	354-20	Fitting-Fuel Tee	1
16	98-9338	Hose-Fuel	1
17	95-4276	Hose-Fuel	1
18	66-8121	Standpipe-Elbow 90°	1

Ref. No.	Part No.	Description	No. Used
19	46-6550	Connector-Fuel, Elbow 90°	1
20	46-6560	Grommet	2
21	93-3102	Cap-Fuel Tank	1
22	94-3510	Asm-Fuel Tank (Incl. Ref. #26-27)	1
23	240-11	Grommet	3
24	63-8410	Washer-Flat	3
25	33103-025	Screw-HHF	3
26	2412-36	Clamp-Drain	1
27	304-46	Fitting-Drain	1
28	322-4	Screw-HH	1
29	3296-29	Nut-Lock	1
30	98-9748	Support-Bracket, Filter	1
31	321-8	Screw-HH	1
32	3296-42	Nut-Lock	1
33	3256-22	Washer-Flat	1
34	2412-146	Clamp-Spring	2
35	92-2379	Clamp	2

*Not Illustrated

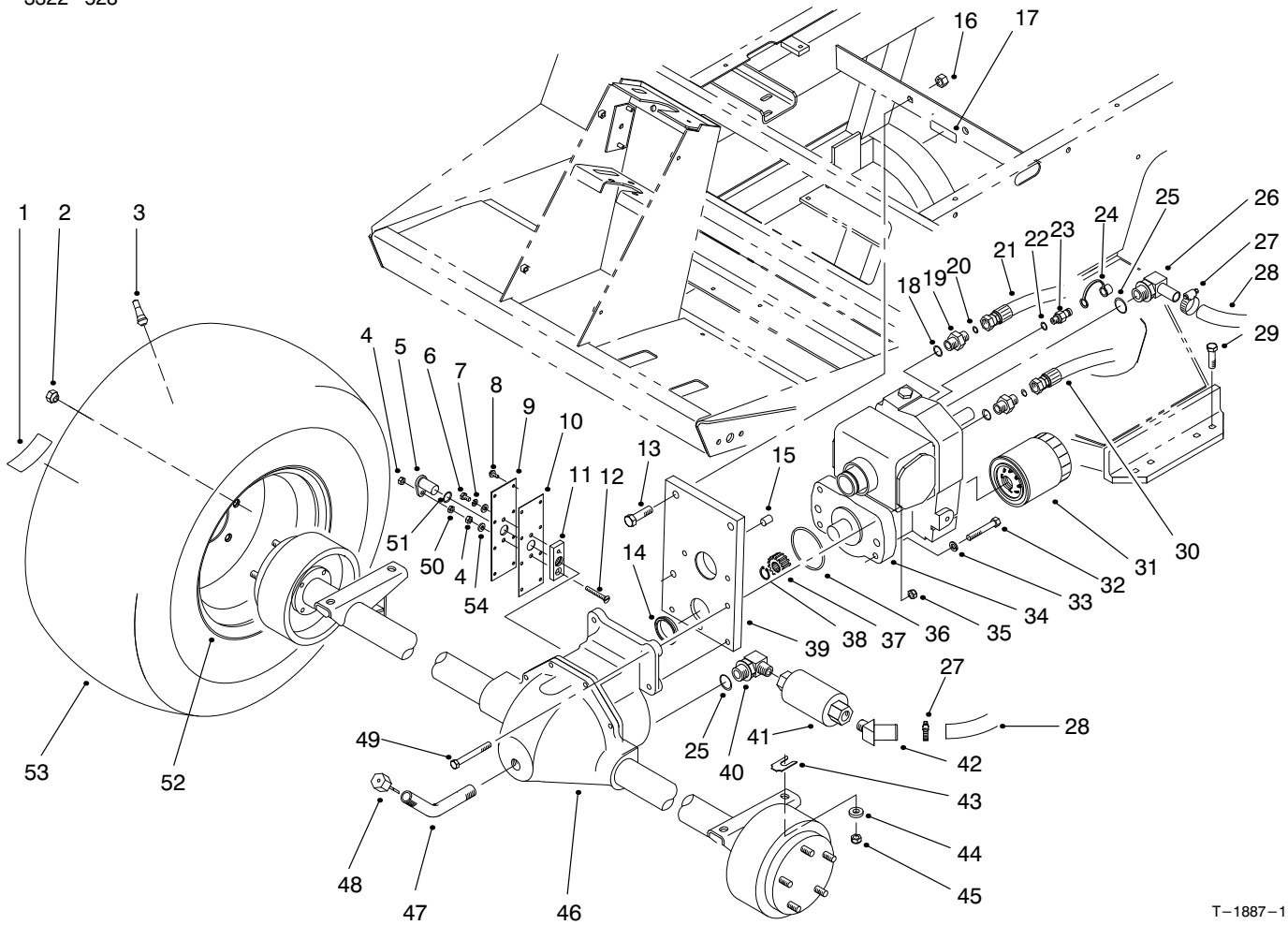
†Not Serviced Separately



T-3100

FUEL FILTER ASSEMBLY NO. 99-8351

Ref. No.	Part No.	Description	No. Used	Ref. No.	Part No.	Description	No. Used
1	99-8356	Kit-Head W/Label	1	3	99-8359	O-Ring	1
2	99-8358	Kit-Element (Incl. Ref. 33)	1	4	99-8357	Kit-Bowel (Incl. Ref. #3)	1

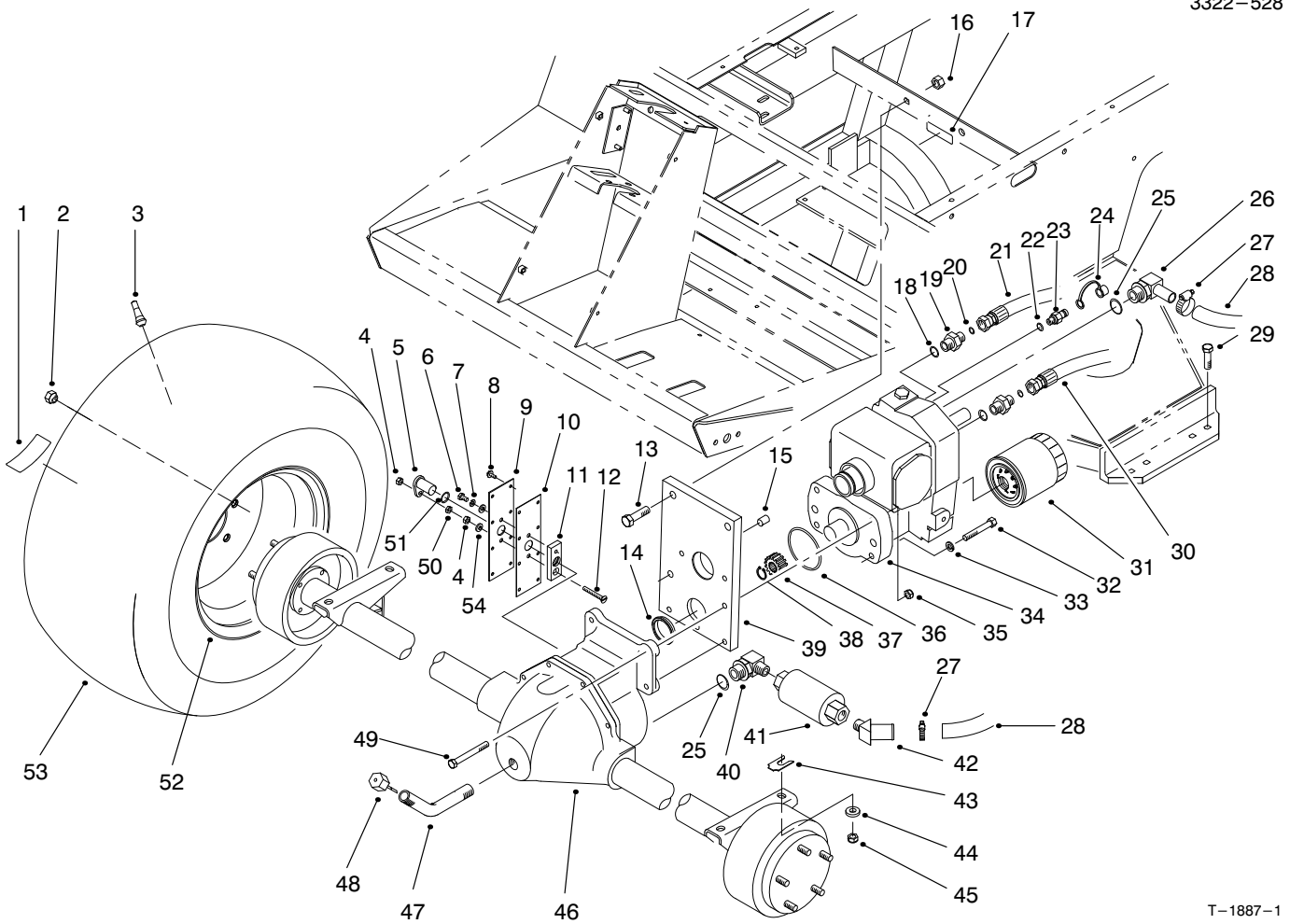


T-1887-1

FRONT AXLE & TRANSMISSION ASSEMBLY

Ref. No.	Part No.	Description	No. Used
1	76-8730	Decal-Bolt Torque	2
2	23-7270	Nut-Lug	10
3	232-27	Stem-Valve	2
4	3296-56	Nut-Lock	2
5	85-4350	Sensor-Gear Tooth	1
6	321-2	Screw-HH	1
7	3253-3	Washer-Lock	1
8	32144-112	Screw-HH	8
9	85-4330	Cover-Gear	1
10	92-5797	Gasket-Axle	1
11	85-4340	Plate-Sensor Mounting	1
12	32108-9	Screw-Machine	1
13	325-7	Screw-HH	2
14	75-3110	Collar-Transmission	1
15	92-4808	Sleeve-Trans. Pilot	1
16	3296-23	Nut-Lock	2
17	93-6691	Decal-Bolt	1
18	237-79	O-Ring	2
19	340-3	Fitting-Hydraulic, Straight (Incl. Ref. #18 & 20)	2
20	237-22	O-Ring	2
21	93-0076	Hose-Hydraulic	1
22	237-78	O-Ring	1
23	354-77	Fitting-Hydraulic Test Port (Incl. Ref. #22)	1
24	354-79	Cap-Test Port	1

Ref. No.	Part No.	Description	No. Used
25	237-81	O-Ring	2
26	75-4720	Fitting-Hydraulic 90° (Incl. Ref. #25)	1
27	2412-129	Clamp-Hose	2
28	75-6350	Hose	1
29	324-7	Screw-HH	4
30	93-0075	Hose-Hydraulic	1
31	75-1330	Filter-Oil	1
32	323-12	Screw-HH	2
33	3253-21	Washer-Lock	2
34	75-0012	Asm-Transmission	1
35	3296-39	Nut-Lock	2
36	237-161	O-Ring	1
37	86-7220	Gear-Pinion	1
38	32151-62	Ring-Retaining	1
39	92-4846	Asm-Trans. Support (Incl. Ref. #14 & 15)	1
40	354-75	Fitting-Hydraulic 90° (Incl. Ref. #25)	1
41	75-6340	Strainer-In-Line	1
42	354-72	Fitting-Hydraulic 45°	1
43	42-6080	Shim-Axle	A/R
44	66-6480	Washer-Flat	4
45	3296-48	Nut-Lock	4
46	94-6933	Asm-Front Axle	1
47	75-6850	Tube-Oil Fill	1

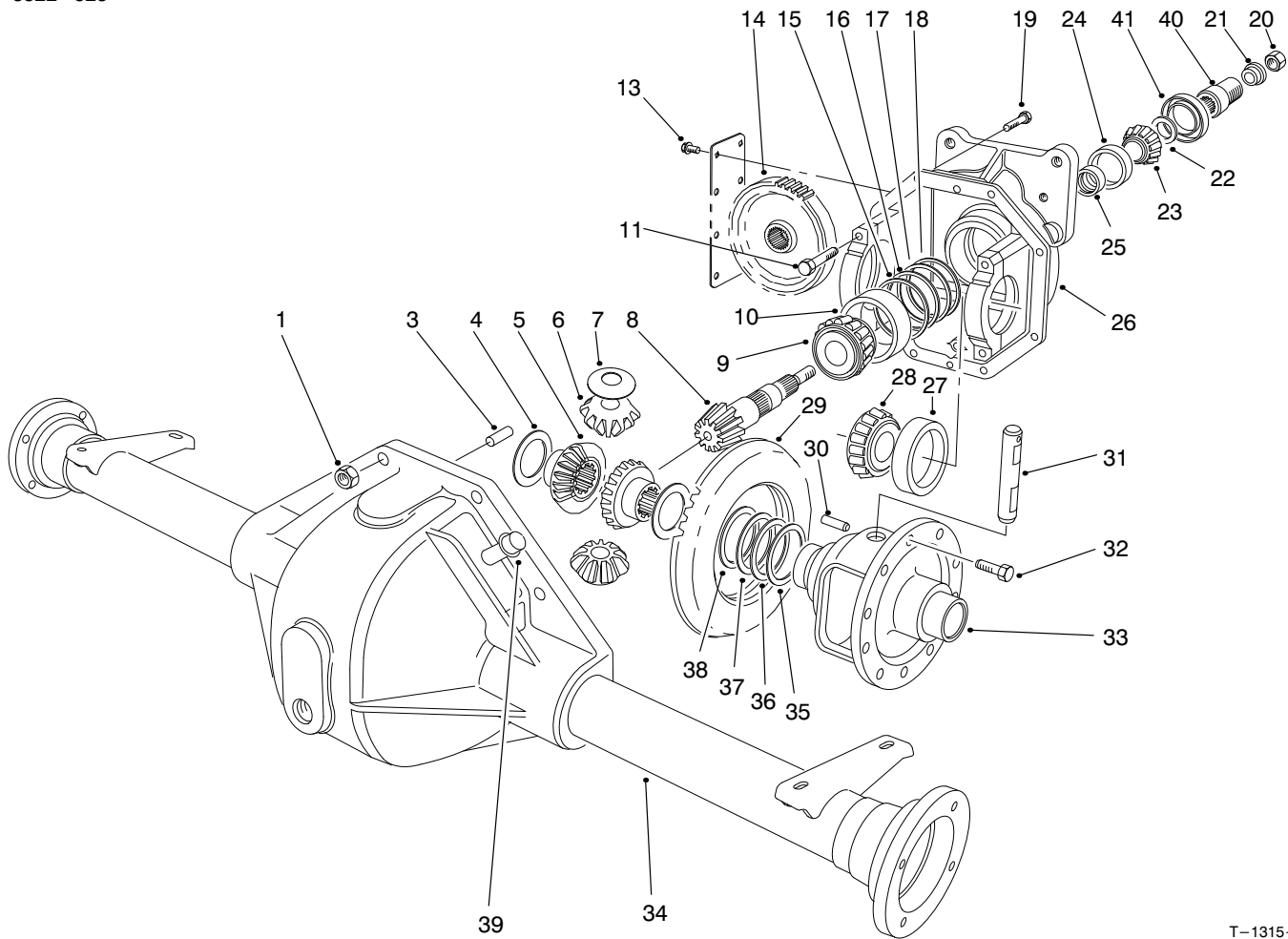


T-1887-1

FRONT AXLE & TRANSMISSION ASSEMBLY (Continued)

Ref. No.	Part No.	Description	No. Used
48	27-3710	Dipstick-Axle	1
49	323-20	Screw-HH	2
50	3218-1	Nut-Jam	1
51	237-181	O-Ring	1

Ref. No.	Part No.	Description	No. Used
52	217-120	Rim	2
53	231-134	Tire	2
54	3256-22	Washer-Flat	2



T-1315-1

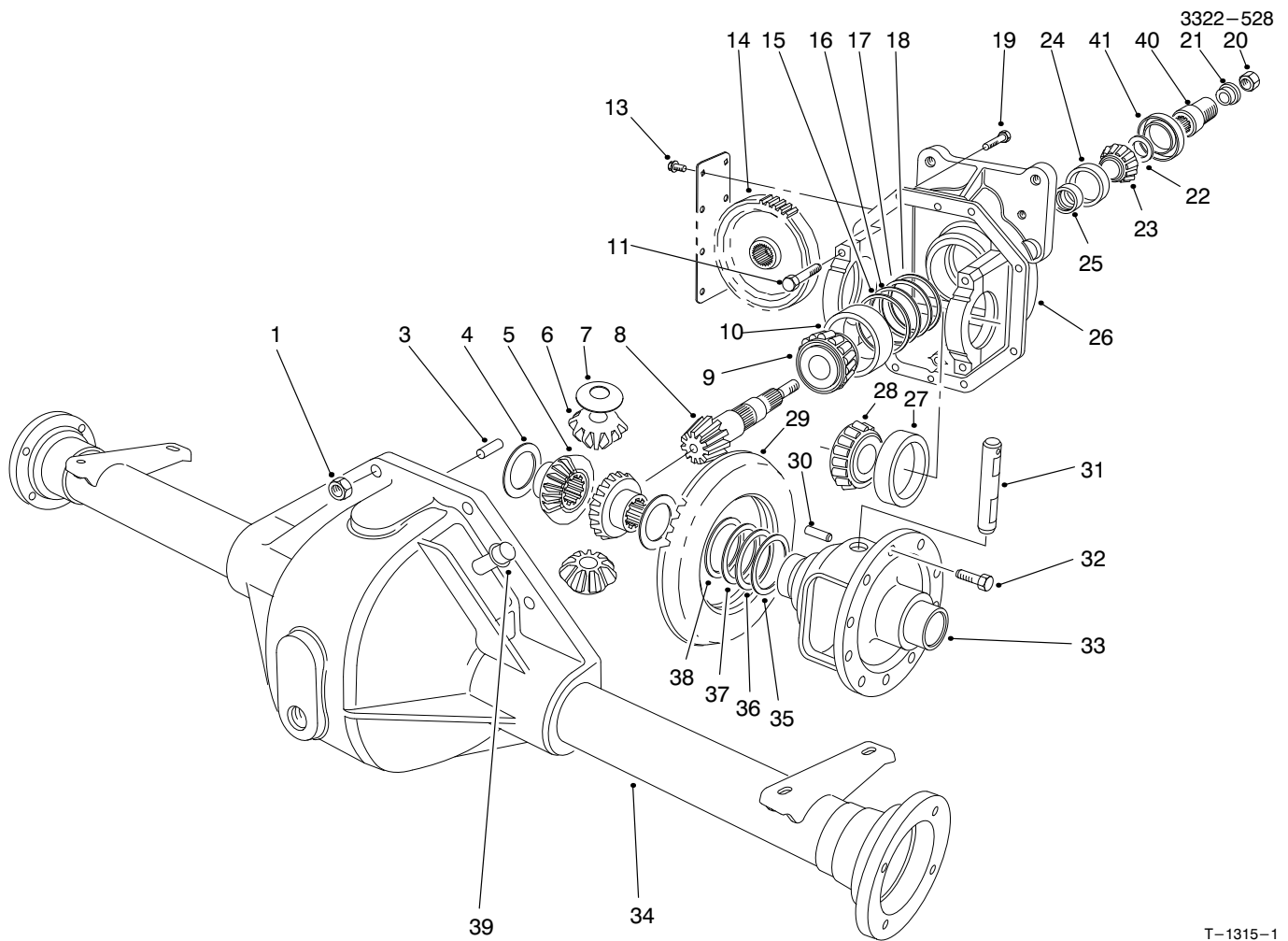
FRONT AXLE ASSEMBLY NO. 94-6933

Ref. No.	Part No.	Description	No. Used
1	32144-5	Nut	8
3	21-8270	Pin-Dowel	2
4	21-7720	Washer-Thrust	2
5	24-8790	Gear-Bevel, Differential	2
6	21-7690	Gear-Pinion	2
7	21-7730	Washer-Thrust	2
†8		Pinion-Drive	1
9	43-6760	Cone-Bearing, tapered	1
10	43-6750	Cup-Bearing, Tapered	1
11	92-1773	Screw-HH	4
13	32144-112	Screw-Thread Forming	8
14	86-7230	Gear-Spur	1
15	43-6710	Diff. Adjust. Shim .003	A/R
16	43-6711	Diff. Adjust. Shim .005	A/R
17	43-6712	Diff. Adjust. Shim .010	A/R
18	43-6713	Diff. Adjust. Shim .030	A/R
19	3210-8	Screw-HH	8
20	71-4350	Nut	1
21	83-5130	Spacer-Pinion	1
22	72-3570	Shim .094-Diff. Adjust.	A/R
*	72-3571	Shim .096-Diff. Adjust.	A/R
*	72-3572	Shim .098-Diff. Adjust.	A/R
22	72-3573	Shim .100-Diff. Adjust.	A/R

Ref. No.	Part No.	Description	No. Used
*	72-3574	Shim .102-Diff. Adjust.	A/R
*	72-3575	Shim .104-Diff. Adjust.	A/R
*	72-3576	Shim .106-Diff. Adjust.	A/R
*	72-3577	Shim .108-Diff. Adjust.	A/R
*	72-3578	Shim .110-Diff. Adjust.	A/R
*	72-3580	Shim .112-Diff. Adjust.	A/R
*	72-3581	Shim .114-Diff. Adjust.	A/R
*	72-3582	Shim .116-Diff. Adjust.	A/R
*	72-3583	Shim .118-Diff. Adjust.	A/R
*	72-3584	Shim .120-Diff. Adjust.	A/R
*	72-3585	Shim .125-Diff. Adjust.	A/R
*	72-3586	Shim .127-Diff. Adjust.	A/R
*	72-3587	Shim .129-Diff. Adjust.	A/R
*	72-3588	Shim .131-Diff. Adjust.	A/R
*	72-3590	Shim .133-Diff. Adjust.	A/R
*	72-3591	Shim .135-Diff. Adjust.	A/R
*	72-3592	Shim .137-Diff. Adjust.	A/R
*	72-3593	Shim .139-Diff. Adjust.	A/R
*	72-3594	Shim .141-Diff. Adjust.	A/R
*	72-3595	Shim .143-Diff. Adjust.	A/R
*	72-3596	Shim .145-Diff. Adjust.	A/R
*	72-3597	Shim .147-Diff. Adjust.	A/R
*	72-3598	Shim .149-Diff. Adjust.	A/R

*Not Illustrated

†Not Serviced Separately



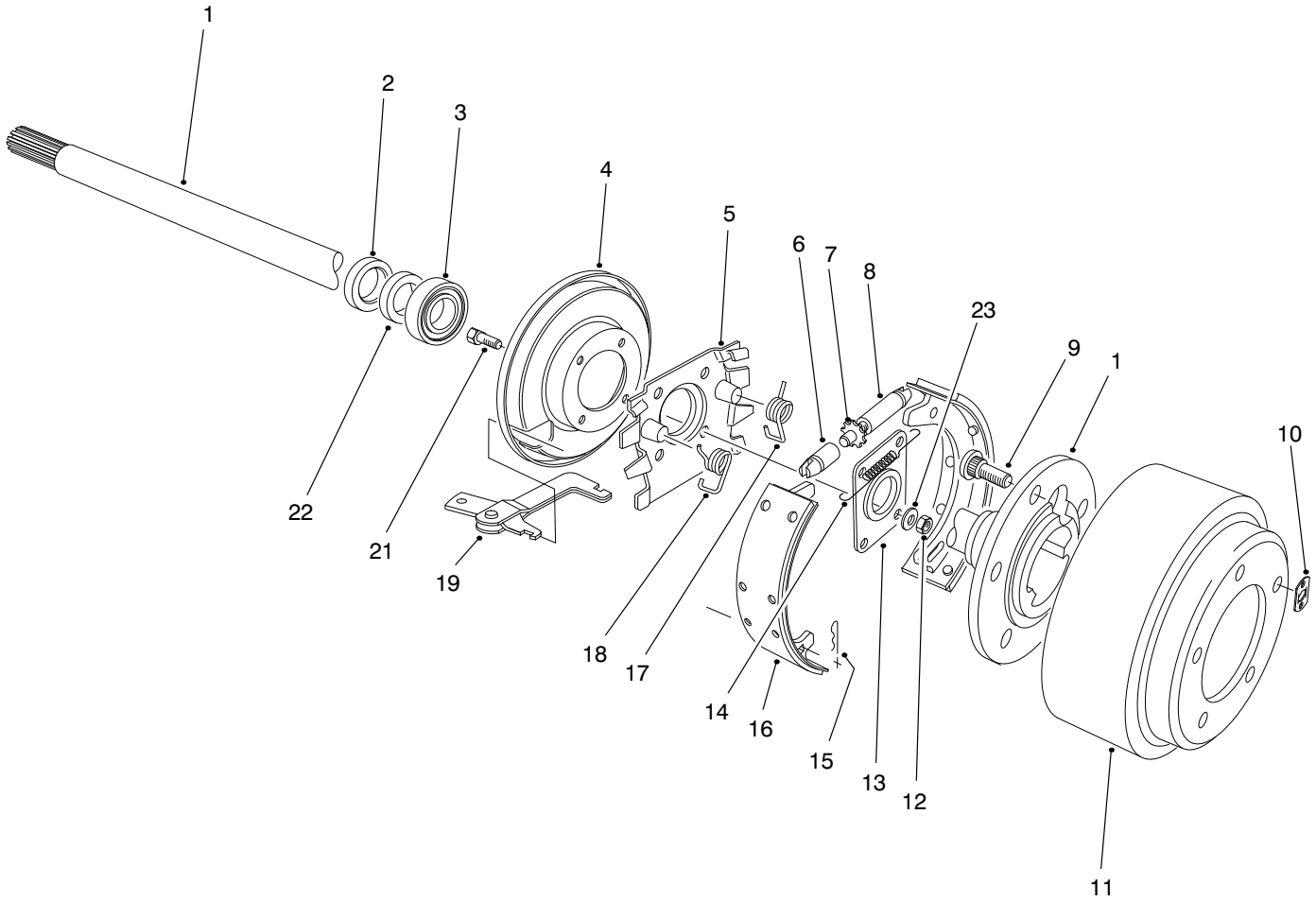
T-1315-1

FRONT AXLE ASSEMBLY NO. 94-6933 (Continued)

Ref. No.	Part No.	Description	No. Used	Ref. No.	Part No.	Description	No. Used
22	72-3600	Shim .151-Diff. Adjust.	A/R	34	75-0721	Housing-Lower	1
23	254-91	Cone-Bearing	1	35	21-8120	Diff. Adjust. Shim .030	A/R
24	21-8390	Cup-Bearing	1	36	21-8110	Diff. Adjust. Shim .010	A/R
25	21-8020	Spacer-Front Pinion	1	37	21-8100	Diff. Adjust. Shim .005	A/R
26	93-3619	Upper Housing (Incl. Ref. #11)	1	38	21-8090	Diff. Adjust. Shim .003	A/R
27	254-66	Cup-Tapered Bearing	2	39	72-9420	Asm-Vent Tube	1
28	254-65	Cone-Tapered Bearing	2	40	83-4910	Coupler-Pinion	1
†29		Gear-Ring	1	41	71-4330	Seal	1
30	21-7710	Pin-Roll	1	*	93-3618	Asm-Gear & Pinion (Incl. Ref. #8 & 29)	1
31	21-7700	Shaft-Pinion Mate	1	*	93-3617	Asm-Differential (Incl. Ref. #4-10, 14-33, 35-38, 40 & 41)	1
32	21-7770	Screw-Drive Gear	5				
33	21-7670	Case-Differential	1				

*Not Illustrated

†Not Serviced Separately



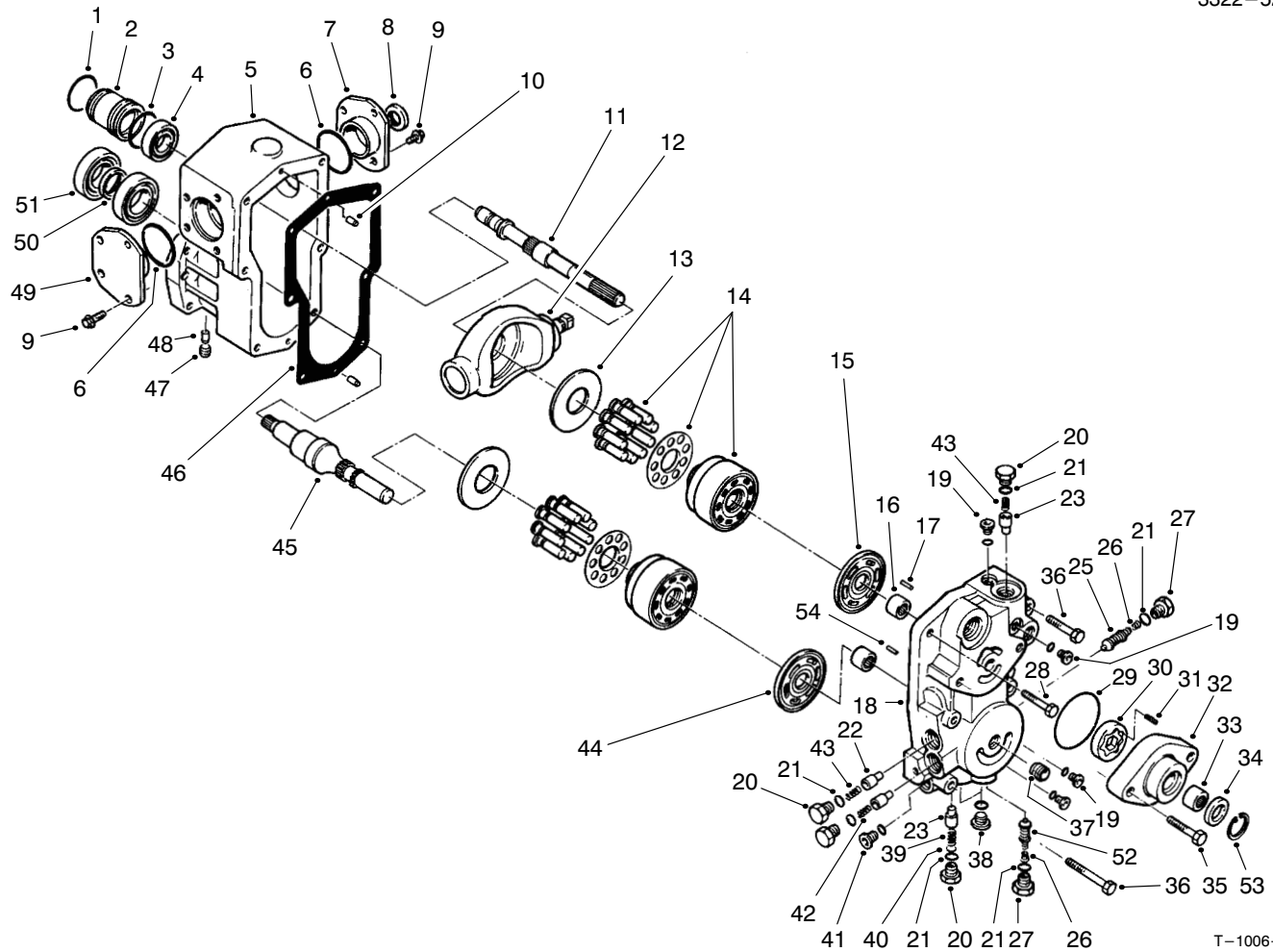
T-2664

BRAKE ASSEMBLY

Ref. No.	Part No.	Description	No. Used
1	27-6862	Shaft-Axle, Flanged LH	1
*	27-6852	Shaft-Axle, Flanged RH	1
2	99-6969	Seal-Oil	2
3	21-8180	Bearing	2
4	21-9450	Shield-Dust	2
5	43-6810	Spider-Torque	2
6	21-9390	Socket-Adjusting Screw	2
7	21-9370	Screw-Adjusting	2
8	21-9380	Nut-Pivot	2
9	242-34	Stud-Flange, Axle	10
10	21-8360	Clip-Retaining	2
11	28-0680	Drum-Brake	2
12	94-6935	Nut-Lock	8

Ref. No.	Part No.	Description	No. Used
13	28-0670	Seal-Oil	2
14	21-9440	Spring-Adjusting Screw	2
15	21-9460	Retainer-Brake, Parking	4
16	84-8590	Asm-Shoe & Lining	4
17	21-9420	Spring-Shoe Return, LH	2
18	21-9430	Spring-Shoe Return, RH	2
19	24-9180	Lever, Brake, Parking	2
21	94-6934	Screw-HSH	8
22	24-8840	Ring-Bearing, Wheel	2
23	94-6936	Washer-Flat	8
*	84-8600	Set of Lined Brake Shoes	1
*	92-8775	Kit-Gasket, Liquid	1

*Not Illustrated



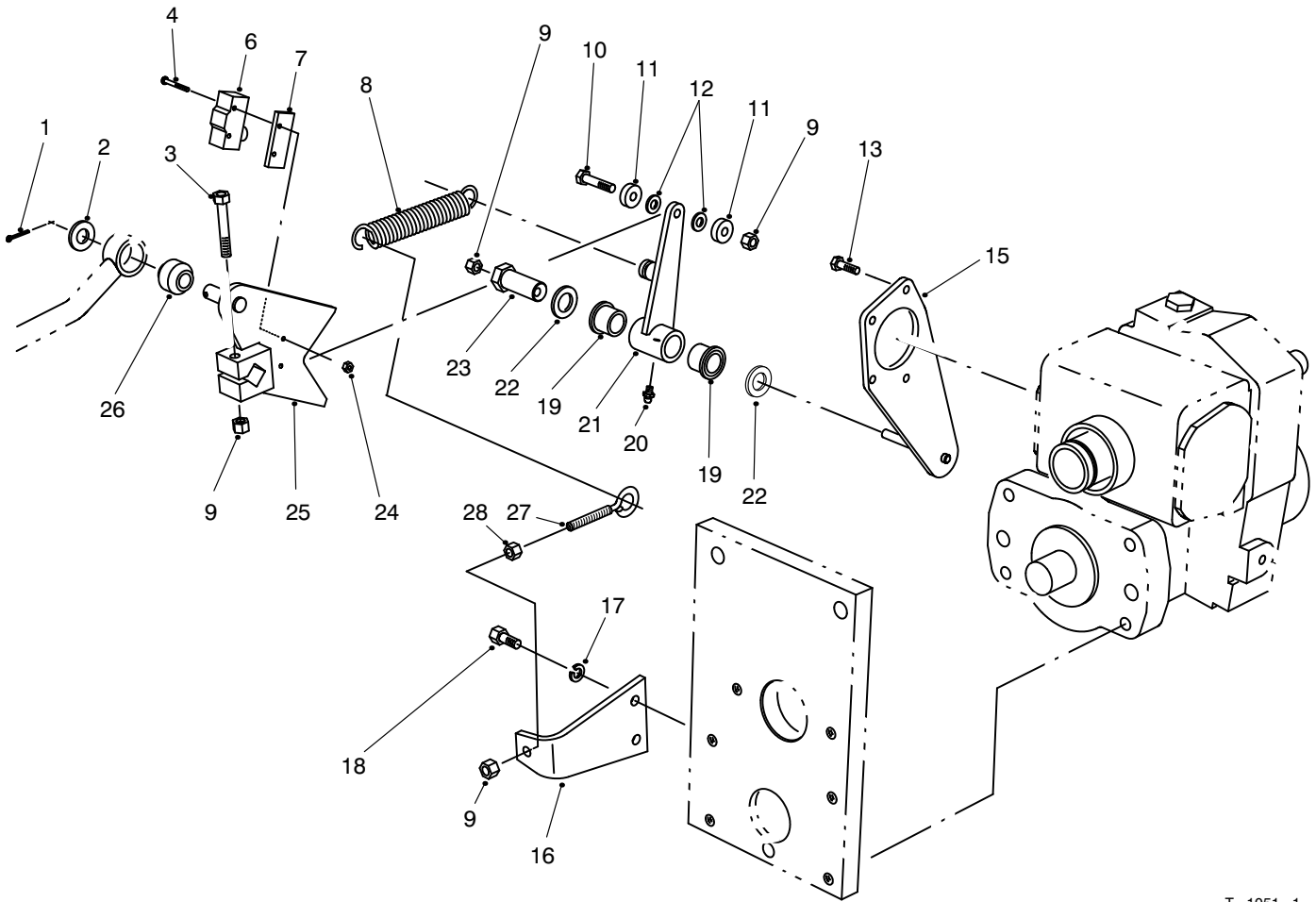
T-1006-1

TRANSMISSION ASSEMBLY NO. 75-0012

Ref. No.	Part No.	Description	No. Used
1	75-0430	Ring-Retaining	1
2	75-0150	Guide-Seal	1
3	75-0410	O-Ring	1
4	75-0520	Bearing-Ball	1
5	75-0020	Housing	1
6	75-0210	O-Ring	2
7	86-7520	Asm-Trunnion Cover RH	1
8	75-0230	Seal-Lip	1
9	75-0090	Screw-HH	8
10	75-0480	Pin	2
11	86-7540	Shaft-Pump	1
12	75-0390	Plate-Swash	1
13	75-0400	Plate-Thrust	2
14	75-0470	Kit-Cylinder Block	2
15	75-0380	Plate-Valve	1
16	75-0500	Bearing-Needle	2
17	75-0510	Pin	1
18	75-0040	Center Section	1
19	75-0170	Plug-Straight Thread	4
20	75-0060	Plug	4
21	75-0240	O-Ring	6
22	75-0290	Spring	2
23	75-0260	Valve-Relief	4
24	75-0130	Screw-HH	3
25	93-0097	Valve-SCR	1
26	75-0140	Spring-Conical	1
27	75-0190	Plug-Special	2

Ref. No.	Part No.	Description	No. Used
28	75-0120	Screw-HH	1
29	75-0370	O-Ring	1
30	75-0360	Gerotor	1
31	75-0350	Pin	1
32	83-4780	Housing-Charge Pump	1
33	75-0340	Bearing-Needle	1
34	75-0330	Seal-Lip	1
35	75-0110	Screw-HH	2
36	75-0180	Screw-HH	2
37	75-0320	Nipple	1
38	75-0200	Plug-Straight Thread	2
39	75-0270	Spring	1
40	75-0310	Shim	1
41	75-0070	Plug	1
42	75-0280	Spring	1
44	93-0083	Plate-Valve	1
45	75-0440	Shaft-Motor	1
46	75-0030	Gasket-Housing	1
47	75-0160	Plug-Pipe	1
48	75-0220	Pin	2
49	86-7530	Asm-Trunnion Cover LH	1
50	75-0450	Collar	1
51	75-0460	Bearing-Ball	2
52	75-6930	Valve-SCR	1
53	32120-74	Ring-Retaining	1
54	75-0250	Pin-Slotted	1

*Not Illustrated

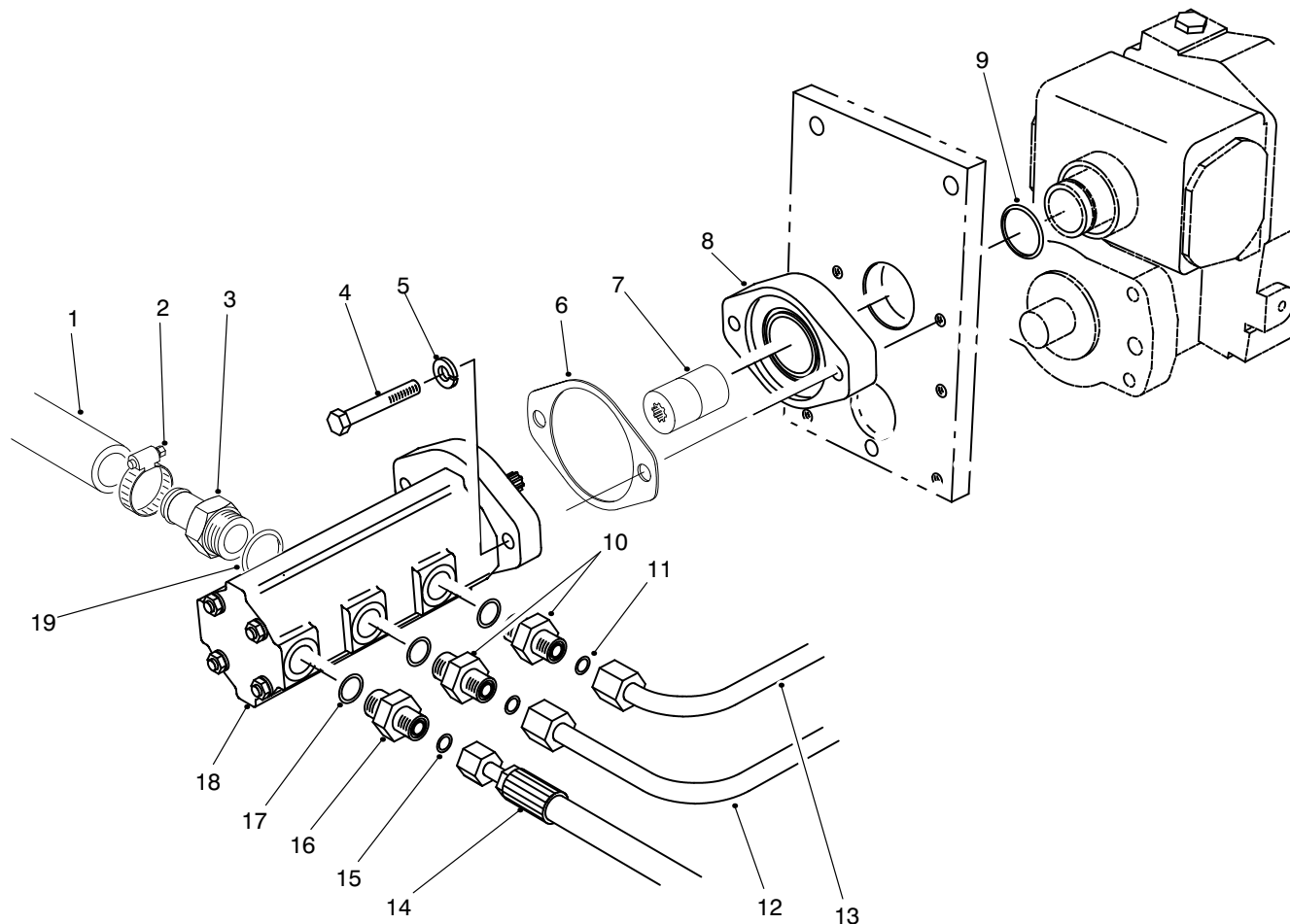


T-1051-1

TRACTION CONTROL ASSEMBLY

Ref. No.	Part No.	Description	No. Used
1	3272-10	Pin-Cotter	1
2	3256-26	Washer-Flat	1
3	322-10	Screw-HH	1
4	32105-21	Screw	2
6	29-6162	Switch-Neutral	1
7	75-4130	Plate-Switch	1
8	76-9430	Spring-Extension	1
9	3296-29	Nut-Lock	4
10	322-7	Screw-HH	1
11	251-259	Bearing-Ball	2
12	75-5470	Spacer	2
13	32144-22	Screw-HH	4
15	75-4080	Plate-Traction	1
16	85-9900	Plate-Spring Anchor	1

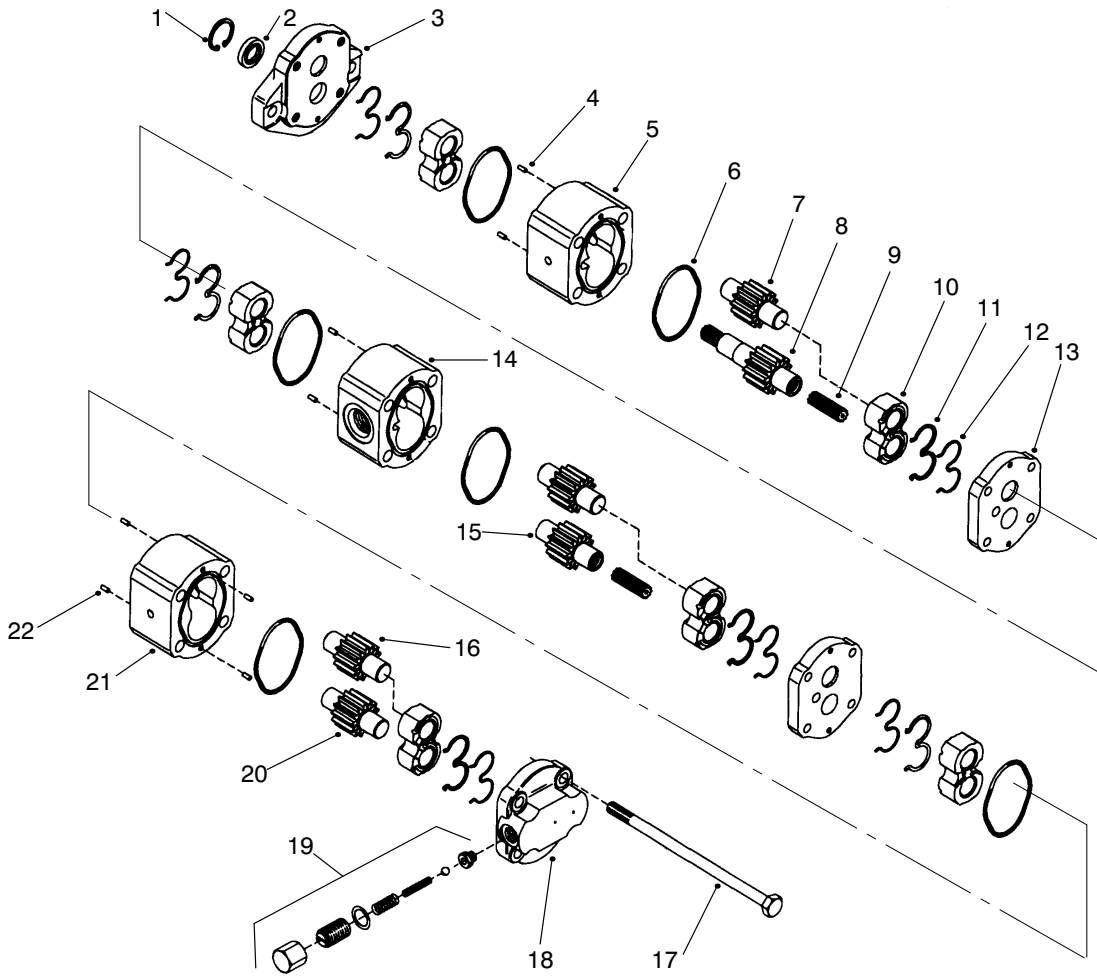
Ref. No.	Part No.	Description	No. Used
17	3253-4	Washer-Lock	2
18	322-3	Screw-HH	2
19	256-113	Bushing-Flange	2
20	302-5	Fitting-Grease	1
21	92-2581	Asm-Switch Arm (Incl. Ref. #19 & 20)	1
22	3-6498	Washer-Thrust	2
23	76-8640	Stud-Traction	1
24	3296-9	Nut-Hex.	2
25	75-4100	Control-Pump	1
26	23-2270	Bushing-Rubber	1
27	85-9910	Eyebolt	1
28	3217-6	Nut-Hex.	1



T-1928-1

GEAR PUMP INSTALLATION ASSEMBLY

Ref. No.	Part No.	Description	No. Used	Ref. No.	Part No.	Description	No. Used
1	75-6870	Hose-Suction	1	11	237-30	O-Ring	2
2	2412-34	Clamp-Hose	1	12	93-3643	Tube-Hydraulic	1
3	354-78	Fitting-Hydraulic (Incl. Ref. #19)	1	13	93-3642	Tube-Hydraulic	1
4	323-12	Screw-HH	2	14	75-6240	Hose-Hydraulic	1
5	3253-5	Washer-Lock	2	15	237-22	O-Ring	1
6	93-3604	Gasket	1	16	340-3	Fitting-Hydraulic Straight (Incl. Ref. #15 & 17)	1
7	93-1396	Coupler-Trans.	1	17	237-79	O-Ring	3
8	75-4400	Adaptor-Transmission	1	18	98-9796	Asm-Pump, Gear	1
9	237-163	O-Ring	1	19	237-146	O-Ring	1
10	340-4	Fitting-Hydraulic Straight (Incl. Ref. #11 & 17)	2				



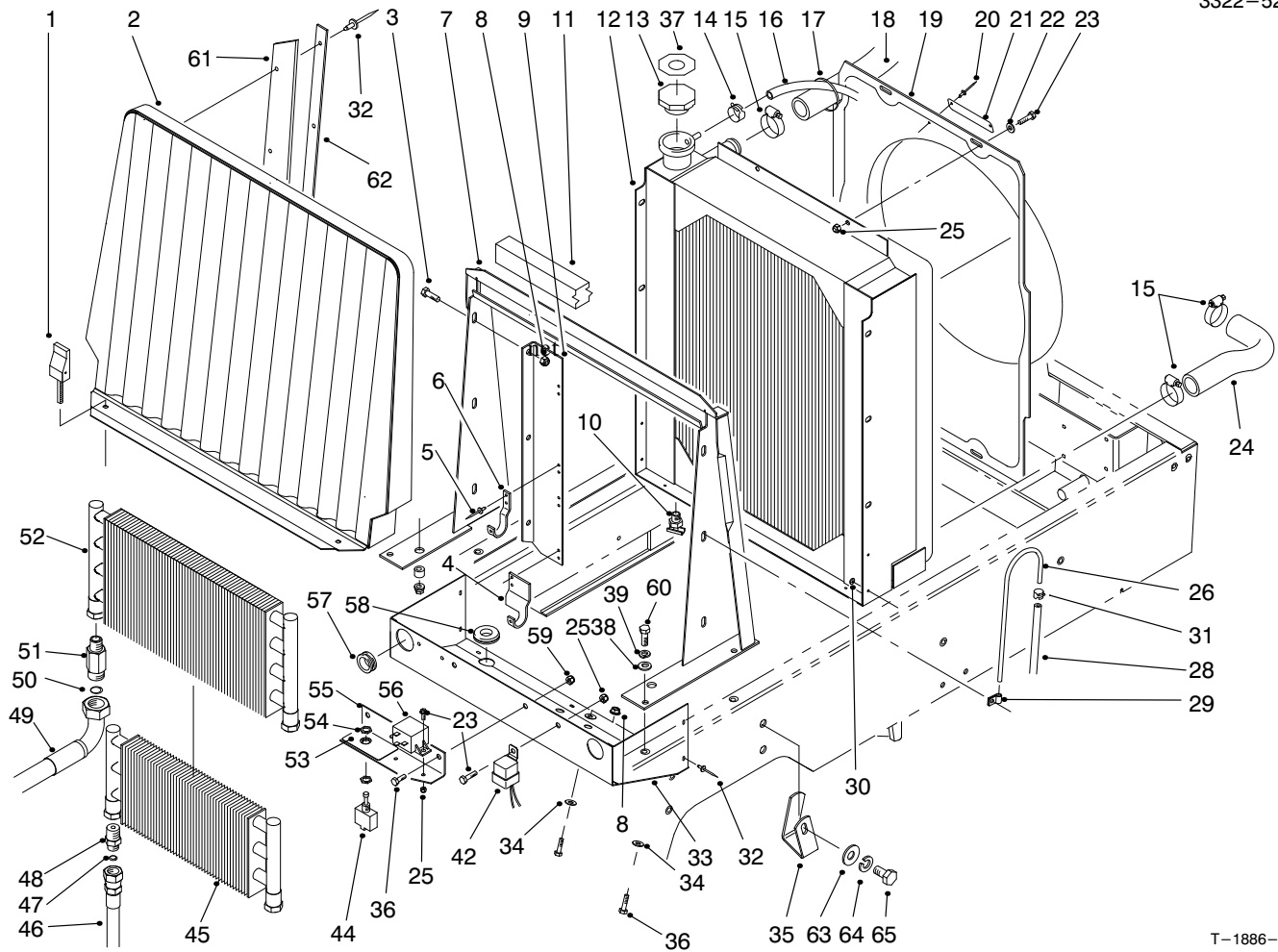
T-1935-1

HYDRAULIC PUMP NO. 98-9796

Ref. No.	Part No.	Description	No. Used
1		Ring-Retaining	1
2		Seal-Shaft	1
3		Flange	1
4	93-4278	Pin-Dowel	4
5		Housing	1
6		O-Ring	2
7		Gear-Idler	1
8		Gear-Drive	1
9	93-4280	Coupling	2
10		Bearing	2
11		E-Seal	2
12		Ring-Backup	2
13	93-4279	Plate-Distance	2
14		Housing	1
15		Gear-Idler	1
16		Gear-Idler	1
17	93-4283	Bolt	4

Ref. No.	Part No.	Description	No. Used
18	93-4282	Block-Valve	1
19	93-4277	Kit-Valve	1
20		Gear-Idler	1
21		Housing	1
22	93-4281	Pin-Dowel	4
*	93-4268	Kit-Flange (Incl. Ref. #1-3)	1
*	98-9798	Kit-Housing, Section 1 (Incl. Ref. #6, 7, 10-12, 14 & 15)	1
*	98-9797	Kit-Housing, Section 2 (Incl. Ref. #5-8, & 10-12)	1
*	98-9799	Kit-Housing, Section 3 (Incl. Ref. #6, 10-12, 16, & 20-21)	1
*	99-8353	Kit-Individual Pieces (Incl. Ref. #2, 6, 11, & 12)	1

*Not Illustrated

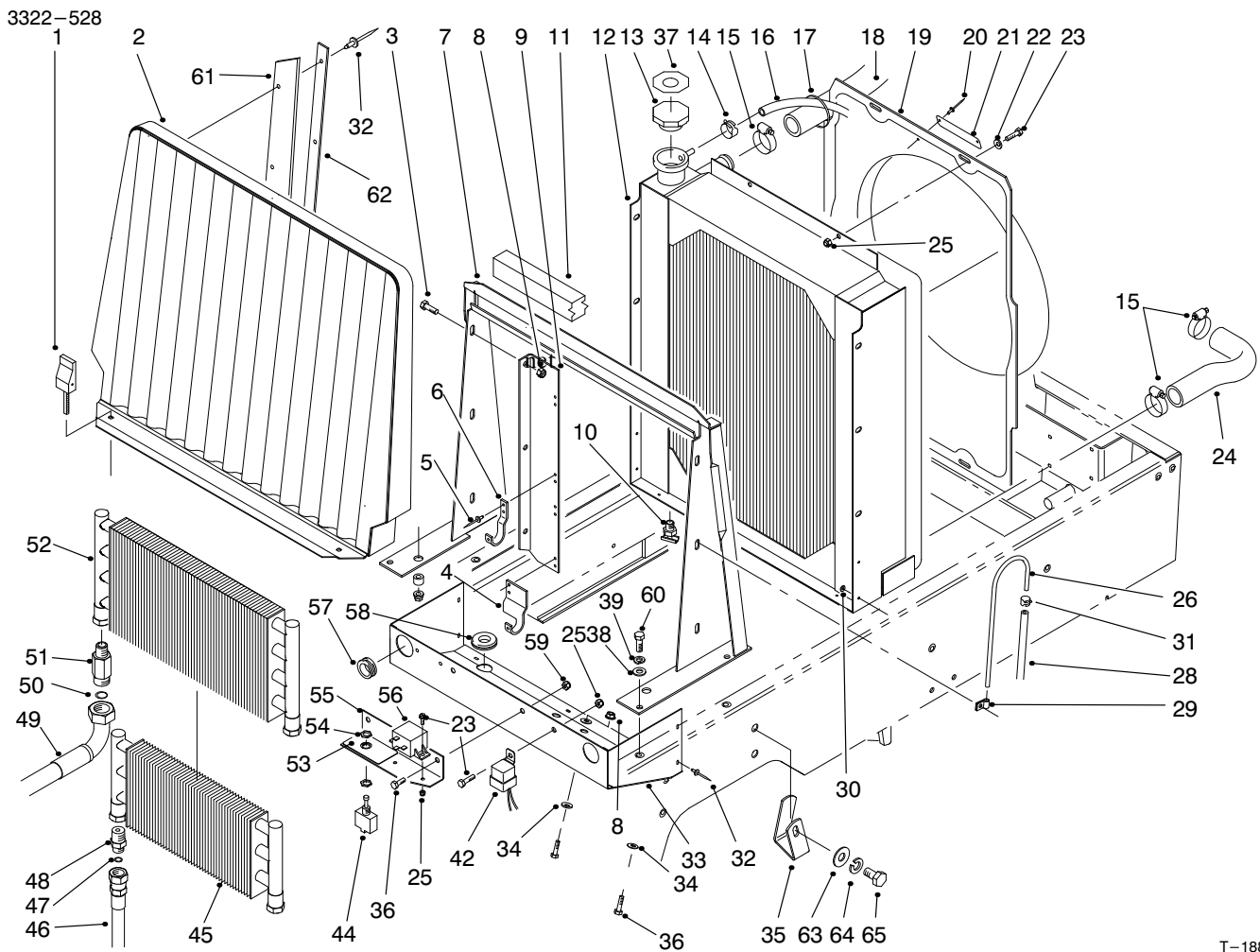


T-1886-2

RADIATOR ASSEMBLY

Ref. No.	Part No.	Description	No. Used	Ref. No.	Part No.	Description	No. Used
1	93-1374	Latch-Swell	2	21	98-9335	Plate-Caution	1
2	93-0032	Housing-Front Screen	1	22	3256-22	Washer-Flat	4
3	3234-5	Screw-Whiz Lock	6	23	321-4	Screw-HH	7
4	93-0090	Bracket-Mount RH, Cooler	1	24	98-4512	Hose-Radiator Lower	1
*4	93-0089	Bracket-Mount LH, Cooler	1	25	3296-42	Nut-Lock	7
5	3269-15	Rivet-Pop	8	26	66-3180	Tube-Vent	1
6	75-0930	Hook-Oil Cooler	4	28	75-4701	Hose-Fuel Vent	1
7	98-9317	Support-Radiator	1	29	2412-103	Clamp-R	2
8	32128-20	Nut-Whiz	8	30	3269-10	Washer-Back-up	5
9	93-0030	Asm-Cooler Mount RH (Incl. Ref. #4-6)	1	31	2412-98	Clamp-Hose	1
*	93-0071	Asm-Cooler Mount LH (Incl. Ref. #*4-6)	1	32	3269-13	Rivet-Pop	15
10	304-46	Drain-Radiator	1	33	93-0025	Shield-Radiator	1
11	93-0005	Strip-Foam, Top	1	34	3256-2	Washer-Flat	4
12	98-4507	Radiator	1	35	98-4591	Clamp-Hose LH	1
13	66-3240	Cap-Radiator	1	*	98-4592	Clamp-Hose RH	1
14	92-2379	Clamp-Hose	1	36	322-2	Screw-HH	4
15	2412-34	Clamp-Hose	4	37	93-7840	Decal-Radiator Cap	1
16	75-2851	Hose-Expansion Tank	1	38	3256-23	Washer-Flat	4
17	3290-378	Tie-Cable	1	39	3253-4	Washer-Lock	4
18	98-4511	Hose-Radiator Upper	1	42	63-7590	Relay-Starter	1
19	98-4571	Shroud-Fan	1	44	99-8352	Switch-Backlap (Incl. Ref. #54)	1
20	3290-271	Rivet-Pop	2	45	24-0760	Exchanger-Heat	1

*Not Illustrated

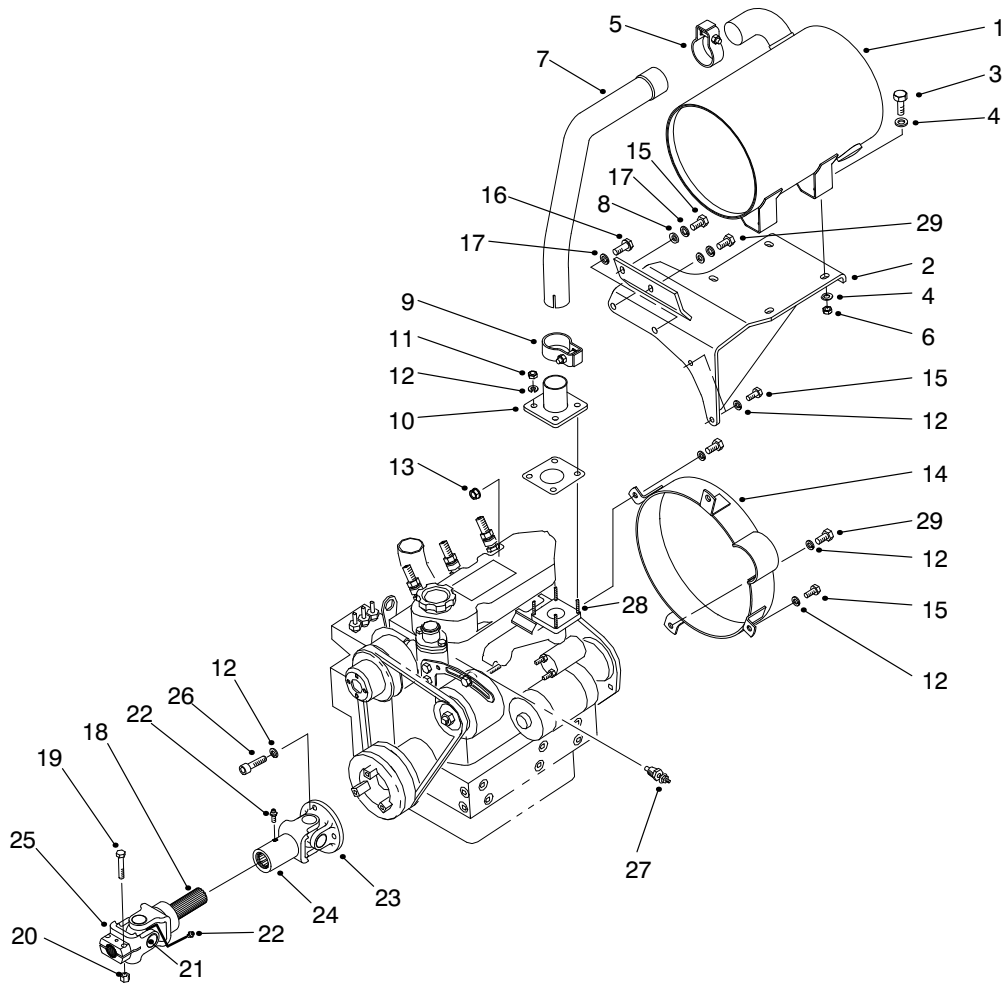


T-1886-2

RADIATOR ASSEMBLY (Continued)

Ref. No.	Part No.	Description	No. Used	Ref. No.	Part No.	Description	No. Used
46	93-0076	Hose-Trans. to Cooler	1	54	218-498	Nut-Lock	2
*	93-0075	Hose-Trans. to Cooler	1	55	75-3390	Bracket-Backlap	1
47	237-22	O-Ring	2	56	66-8800	Relay-Glow Plug	1
48	340-124	Fitting-Straight (Incl. Ref. #47)	2	57	240-3	Grommet	2
49	93-0077	Hose-Cooler, RH	1	58	93-0082	Grommet	2
*	93-0078	Hose-Cooler, LH	1	59	3296-29	Nut-Lock	2
50	237-65	O-Ring	2	60	322-5	Screw-HH	4
51	92-4999	Fitting-Hydraulic 90° (Incl. Ref. #50)	2	61	93-3623	Strip-Sealing, Radiator	2
52	75-1040	Cooler-Oil	1	62	93-3624	Plate-Retaining	2
53	93-6684	Decal-Backlap	1	63	3256-26	Washer-Flat	2
				64	3253-7	Washer-Lock	2
				65	325-2	Screw-HH	2

*Not Illustrated

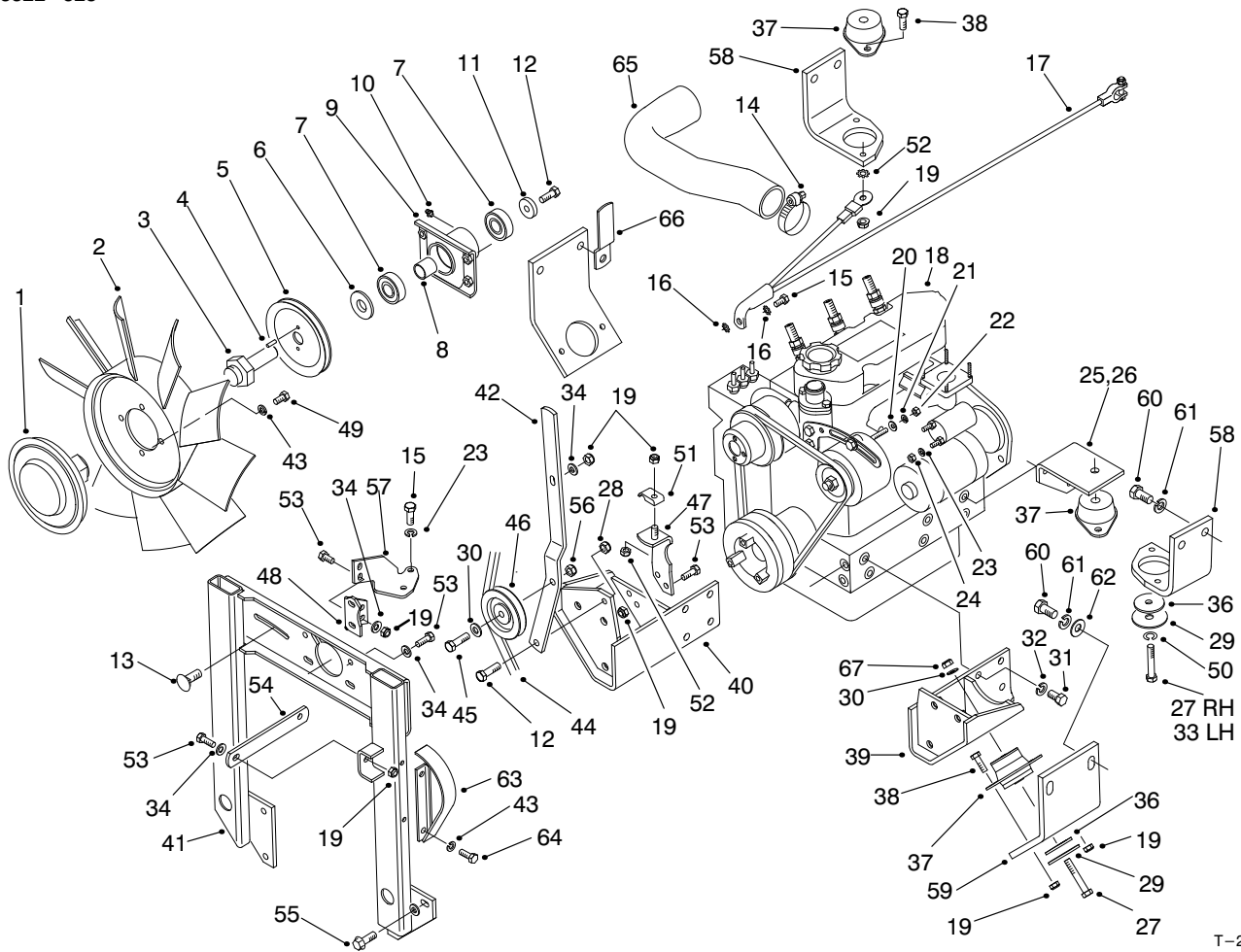


T-2900-2

MUFFLER & PUMP DRIVE ASSEMBLY

Ref. No.	Part No.	Description	No. Used	Ref. No.	Part No.	Description	No. Used
1	98-9794	Muffler	1	18	98-9765	Yoke-Shaft	1
2	98-4555	Bracket-Muffler	1	19	322-9	Screw-HH	2
3	323-6	Screw-HH	4	20	3296-29	Nut-Lock	2
4	3256-4	Washer-Flat	8	21	98-9766	Kit-U-Joint	2
5	98-9310	Clamp-Muffler	1	22	302-5	Fitting-Grease	2
6	3296-39	Nut-Lock	4	23	98-9769	Yoke-Flange	1
7	98-9745	Tube-Exhaust	1	24	98-9767	Yoke-Slip Tube	1
8	33094-00	Washer-Flat	2	25	98-9768	Yoke-End	1
9	98-9309	Clamp-Muffler	1	26	98-9322	Screw-HSH	3
10	98-4527	Pipe-Engine Exhaust	1	27	98-9346	Send-Temp	1
11	33014-00	Nut-Lock	4	28	42-9560	Stud	4
12	42-9850	Washer-Lock	9	29	33114-020	Screw-HH	2
13	33024-00	Nut-Lock	1	*	98-4593	Asm-Drive Shaft (Incl. Ref. #18, 21-25)	1
14	98-4564	Guard-Flywheel	1	*	75-6880	Screen-Spark Arrester (Optional)	1
15	33114-025	Screw-HH	5				
16	43-0090	Screw-HH	2				
17	42-9600	Washer-Lock	2				

*Not Illustrated

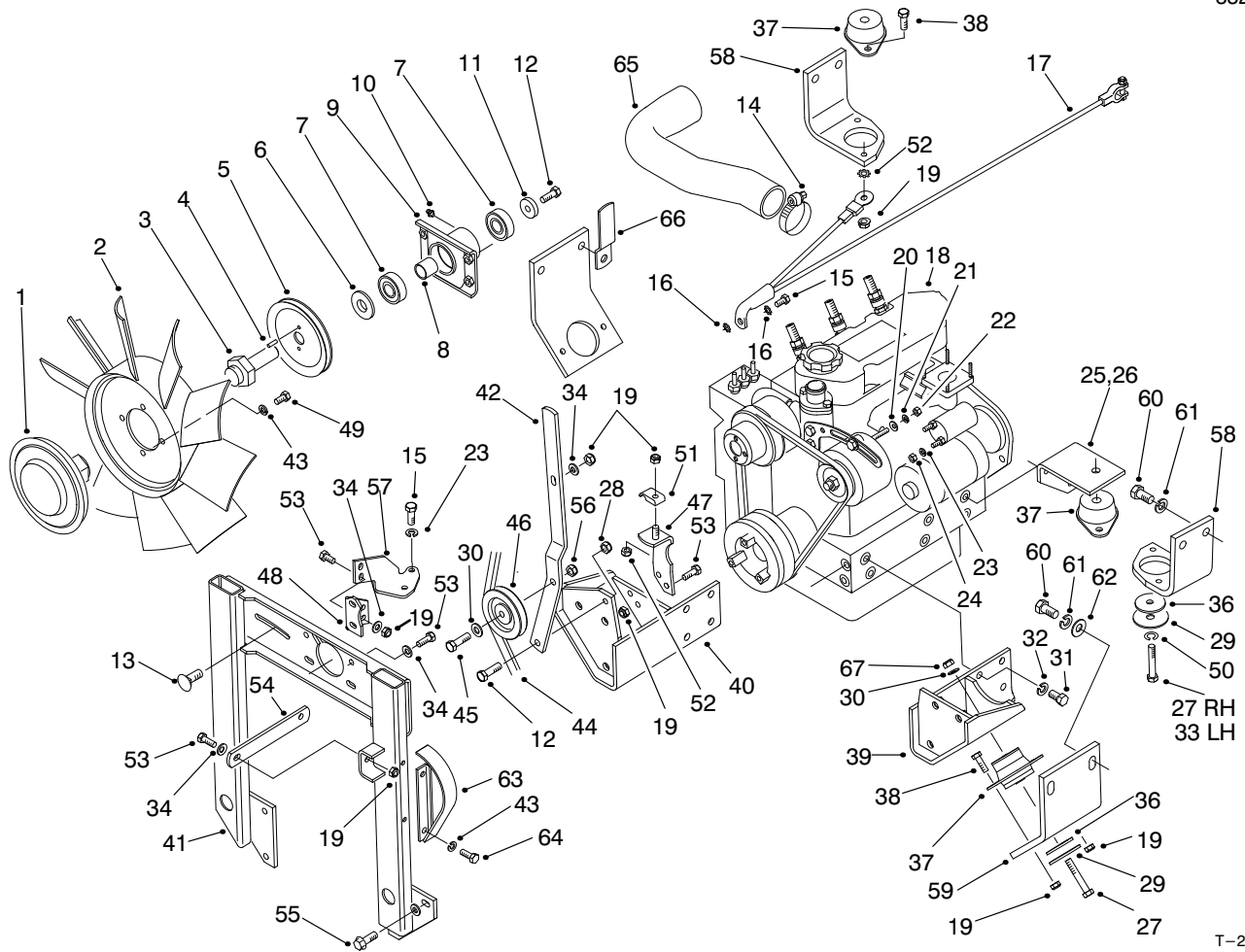


T-2901-1

ENGINE INSTALLATION ASSEMBLY

Ref. No.	Part No.	Description	No. Used
1	74-5520	Clutch-Fan	1
2	75-3780	Fan	1
3	75-6380	Shaft-Fan	1
4	32121-2	Pin-Roll	2
5	98-9313	Pulley-Fan	1
6	47-0110	Spacer-Spindle	1
7	251-318	Bearing-Ball	2
8	75-5310	Spacer-Bearing	1
9	75-4450	Hub-Fan Drive	1
10	302-10	Fitting-Grease 45°	1
11	67-1630	Spacer-Fan	1
12	323-6	Screw-HH	2
13	3230-2	Bolt-Carriage	1
14	2412-92	Clamp-Hose	1
15	98-9322	Screw-HH	1
16	3255-9	Washer-Lock	2
17	98-4598	Cable-Battery (Ground)	1
18	99-8980	Asm-Engine	1
19	3296-29	Nut-Lock	15
20	3256-78	Washer-Flat	1
21	43-5930	Washer-Lock	1
22	48-7890	Nut-Hex.	1
23	42-9850	Washer-Lock	2

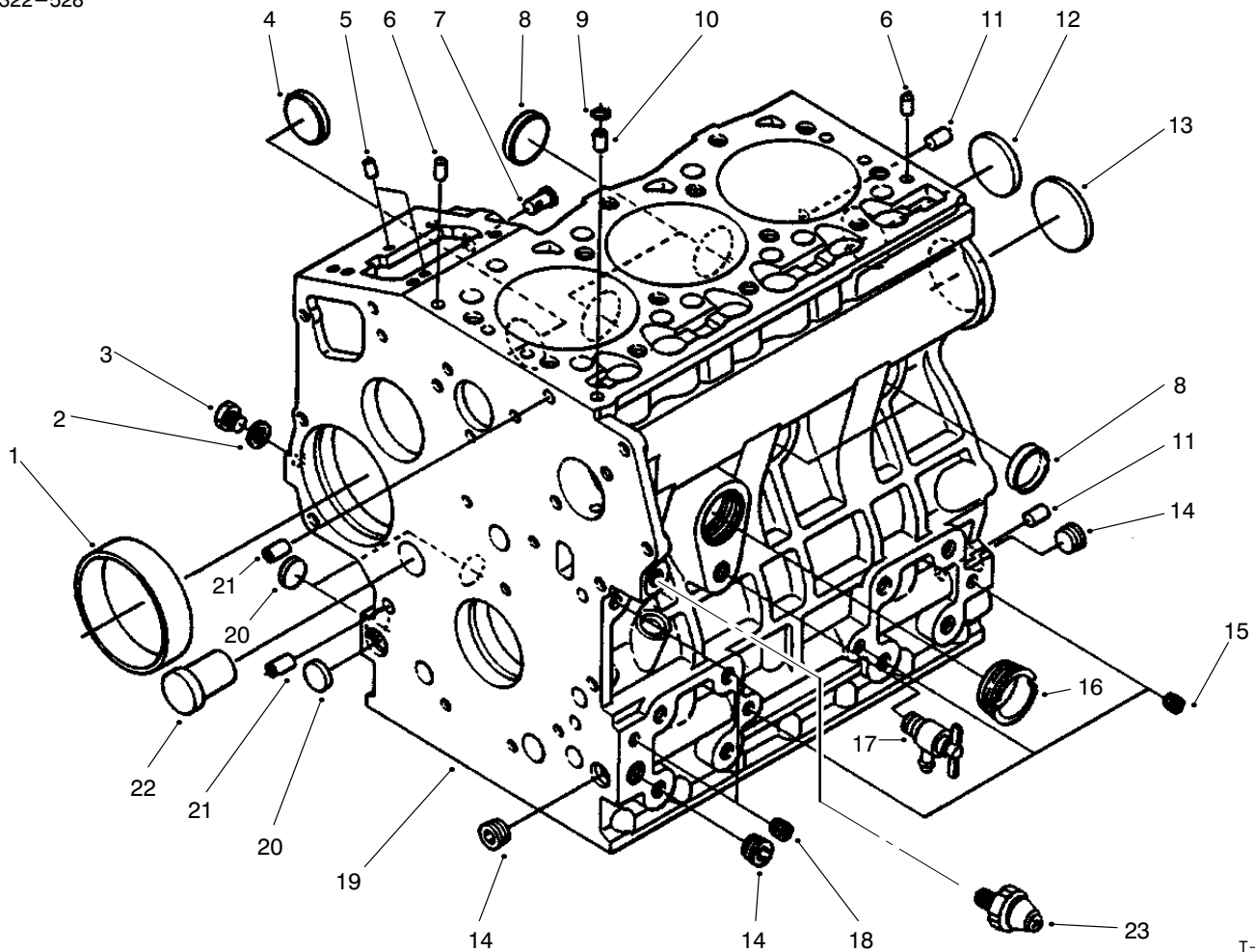
Ref. No.	Part No.	Description	No. Used
24	57-6390	Nut-Lock	1
25	98-4515	Bracket-Engine LH Rear	1
26	94-4514	Bracket-Engine RH Rear	1
27	323-12	Screw-HH RH	3
28	3296-39	Nut-Lock	1
29	87-5100	Washer-Snubbing	4
30	3256-24	Washer-Flat	5
31	43-0090	Screw-HH	14
32	42-9600	Washer-Lock	14
33	323-10	Screw-HH LH	1
34	3256-23	Washer-Flat	10
35	33114-016	Screw-HH	2
36	83-1050	Washer-Mount, Engine	4
37	83-1030	Mount-Engine	4
38	322-6	Screw-HH	8
39	98-4539	Bracket-Engine LH Front	1
40	98-4543	Bracket-Engine Mount RH	1
41	98-4530	Support-Fan, Engine	1
42	98-4575	Bracket-Fan Idler	1
43	3253-4	Washer-Lock	6
44	98-9312	Belt-V	1
45	323-8	Screw-HH	1
46	63-8140	Pulley-Idler	1



T-2901-1

ENGINE INSTALLATION ASSEMBLY (Continued)

Ref. No.	Part No.	Description	No. Used	Ref. No.	Part No.	Description	No. Used
47	98-9749	Bracket-Mount, Throttle	1	58	98-4513	Bracket-Eng. Left Rear	2
48	98-9740	Bracket-Support, Fan	1	59	93-0095	Bracket-Eng. Front	2
49	322-2	Screw-HH	4	60	3213-2	Screw-HH	8
50	3253-21	Washer-Lock	1	61	3253-7	Washer-Lock	8
51	3-6657	Clamp-Cable	1	62	3256-40	Washer-Flat	4
52	3255-8	Washer-Lock	1	63	98-4561	Shield-Alternator	1
53	322-4	Screw-HH	9	64	32144-14	Screw-HH	2
54	98-4547	Plate-Mount, Fan	1	65	98-4510	Hose-Air Cleaner	1
55	3234-29	Screw-HHF	6	66	98-4594	Clamp-Retainer	1
56	3296-59	Nut-Lock	1	67	32128-36	Nut-HFH	3
57	98-9741	Bracket-Mount, Fan	1				

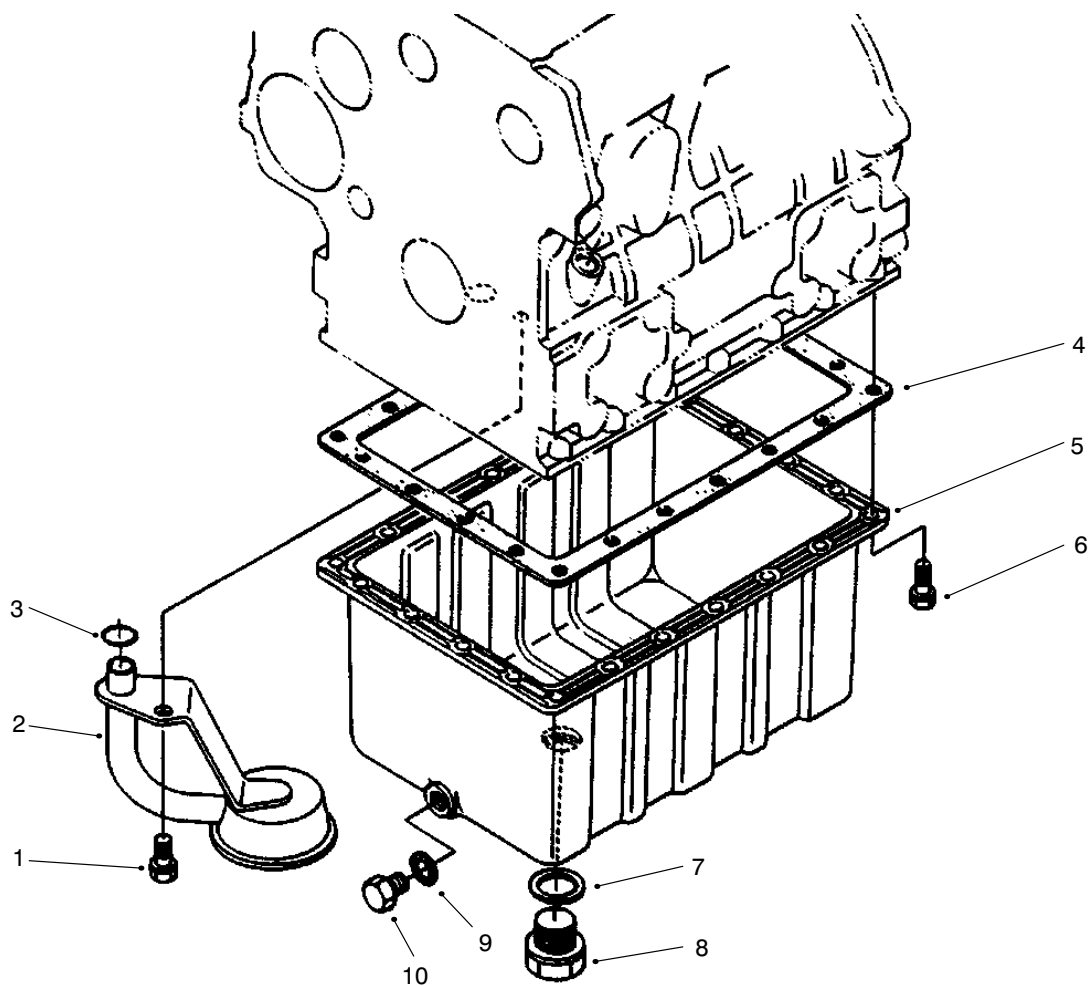


T-3114

CRANKCASE ASSEMBLY

Ref. No.	Part No.	Description	No. Used
1	98-9656	Bushing-Governor, Gear	1
2	98-7428	Gasket	1
3	98-7507	Plug	1
4	98-9599	Plug	1
5	98-9375	Pin-Straight	2
6	98-9376	Pin-Straight	2
7	98-9630	Pin-Start Spring	1
8	98-9398	Cap-Sealing	4
9	98-7509	O-Ring	1
10	98-9539	Pin-Pipe	1
11	98-9377	Pin-Straight	2
12	98-7539	Cap-Sealing	1
13	98-9668	Plug	1

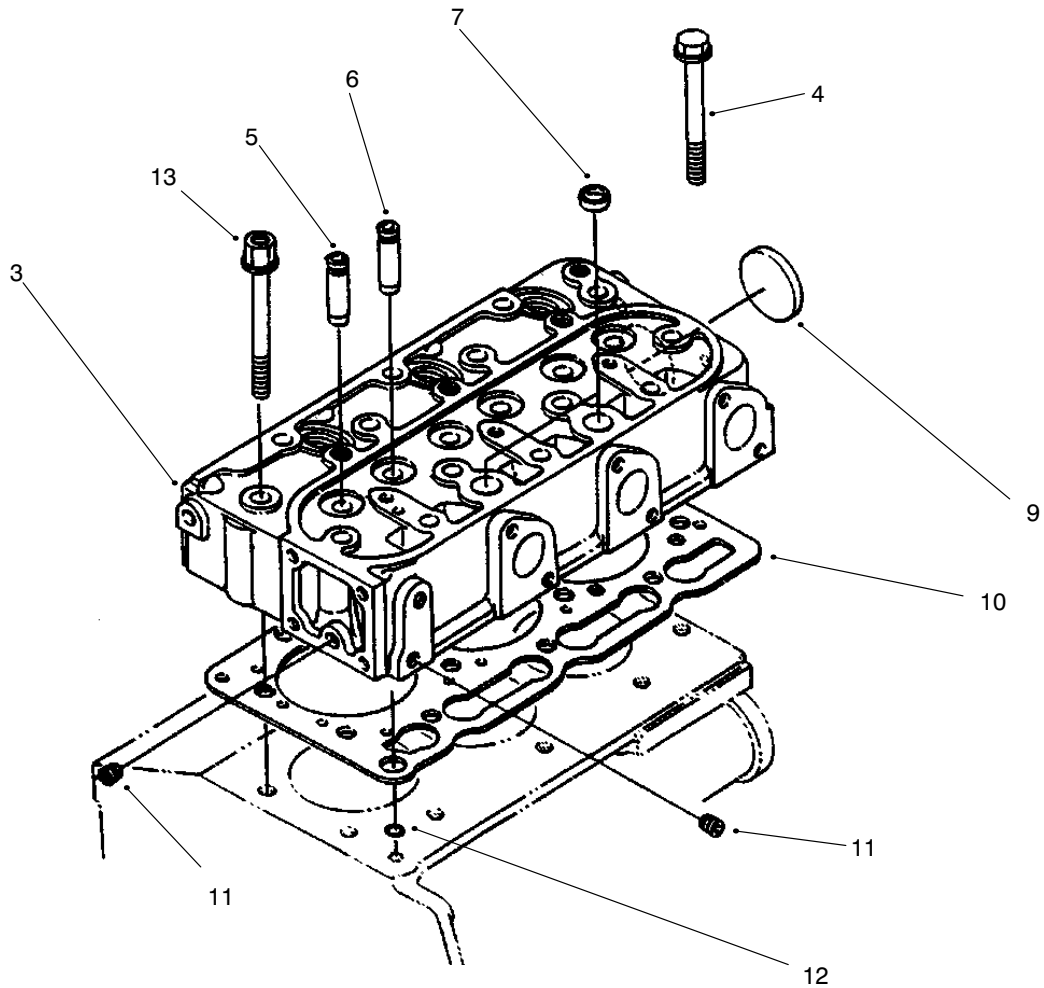
Ref. No.	Part No.	Description	No. Used
14	98-9597	Plug	3
15	98-7540	Plug	3
16	98-9667	Plug	1
17	98-9436	Asm-Cock, Drain	1
18	98-7487	Plug	2
19	98-9604	Asm-Crankcase (Incl. Ref. #1-8, 10-16, 18 & 20-22)	1
20	98-9379	Plug	3
21	98-9387	Pin-Pipe	2
22	98-9675	Plug	1
23	98-9416	Switch	1



T-2907

OIL PAN ASSEMBLY

Ref. No.	Part No.	Description	No. Used	Ref. No.	Part No.	Description	No. Used
1	98-9358	Bolt	1	6	98-9350	Bolt	22
2	98-9538	Filter-Oil	1	7	98-9399	Gasket	1
3	98-7527	O-Ring	1	8	98-7523	Plug-Drain	1
4	98-9646	Gasket-Oil Pan	1	9	98-7524	Gasket	1
5	98-9685	Oil Pan	1	10	98-9386	Plug	1

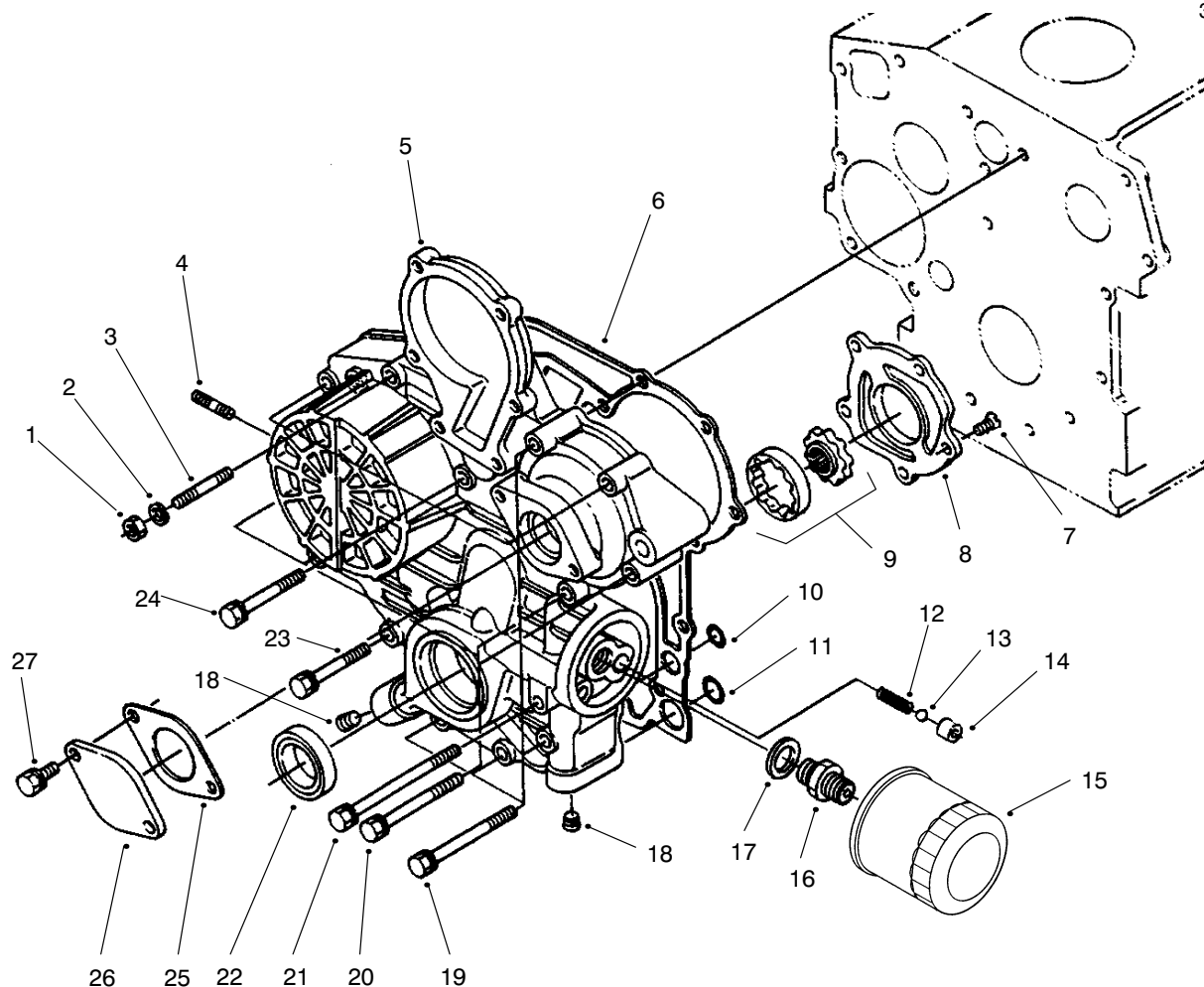


T-2908-1

CYLINDER HEAD ASSEMBLY

Ref. No.	Part No.	Description	No. Used
3	98-9460	Asm-Cylinder Head (Incl. Ref. #5-7, 9 & 11)	1
4	98-9479	Bolt-Cylinder Head	12
5	98-9499	Guide-Inlet Valve	3
6	98-9500	Guide-Exhaust Valve	3
7	98-9389	Cap-Sealing	2

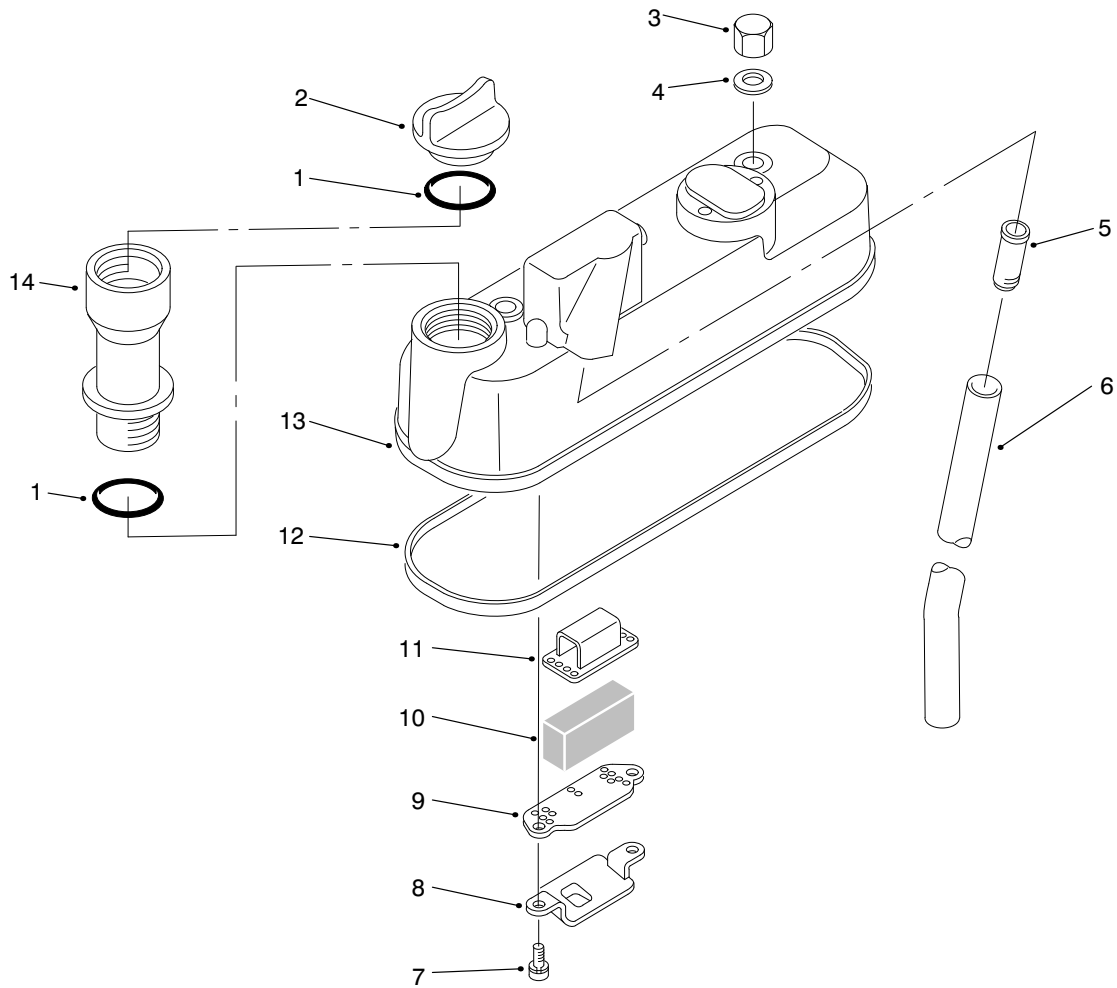
Ref. No.	Part No.	Description	No. Used
9	98-9395	Cap-Sealing	1
10	98-9613	Gasket-Cylinder Head	1
11	98-7540	Plug	2
12	98-7509	O-Ring	1
13	98-9647	Bolt-Cylinder Head	2



T-3115

GEAR CASE & OIL FILTER ASSEMBLY

Ref. No.	Part No.	Description	No. Used	Ref. No.	Part No.	Description	No. Used
1	98-7572	Nut	1	14	98-9543	Seal-Valve	1
2	98-9367	Washer-Lock	1	15	99-8384	Asm-Cartridge, Oil	1
3	98-9363	Stud	1	16	98-9388	Joint-Pipe	1
4	98-9362	Stud	2	17	98-7562	Washer-Flat	1
5	98-9481	Asm-Case, Gear (Incl. Ref. #7-9, 12-14 & 16-18)	1	18	98-9598	Plug	2
6	98-9633	Gasket-Gear Case	1	19	98-9356	Bolt	2
7	98-9592	Screw	5	20	98-9355	Bolt	6
8	98-9541	Cover-Oil Pump	1	21	98-9586	Bolt	1
9	98-9540	Asm-Rotor, Oil Pump	1	22	98-9482	Seal-Oil	1
10	98-9372	O-Ring	2	23	98-9437	Bolt	1
11	98-7547	O-Ring	2	24	98-7496	Bolt	3
12	98-9544	Spring	1	25	98-9684	Gasket-Gear Case	1
13	98-9380	Ball	1	26	98-9641	Cover	1
				27	98-7692	Bolt	2

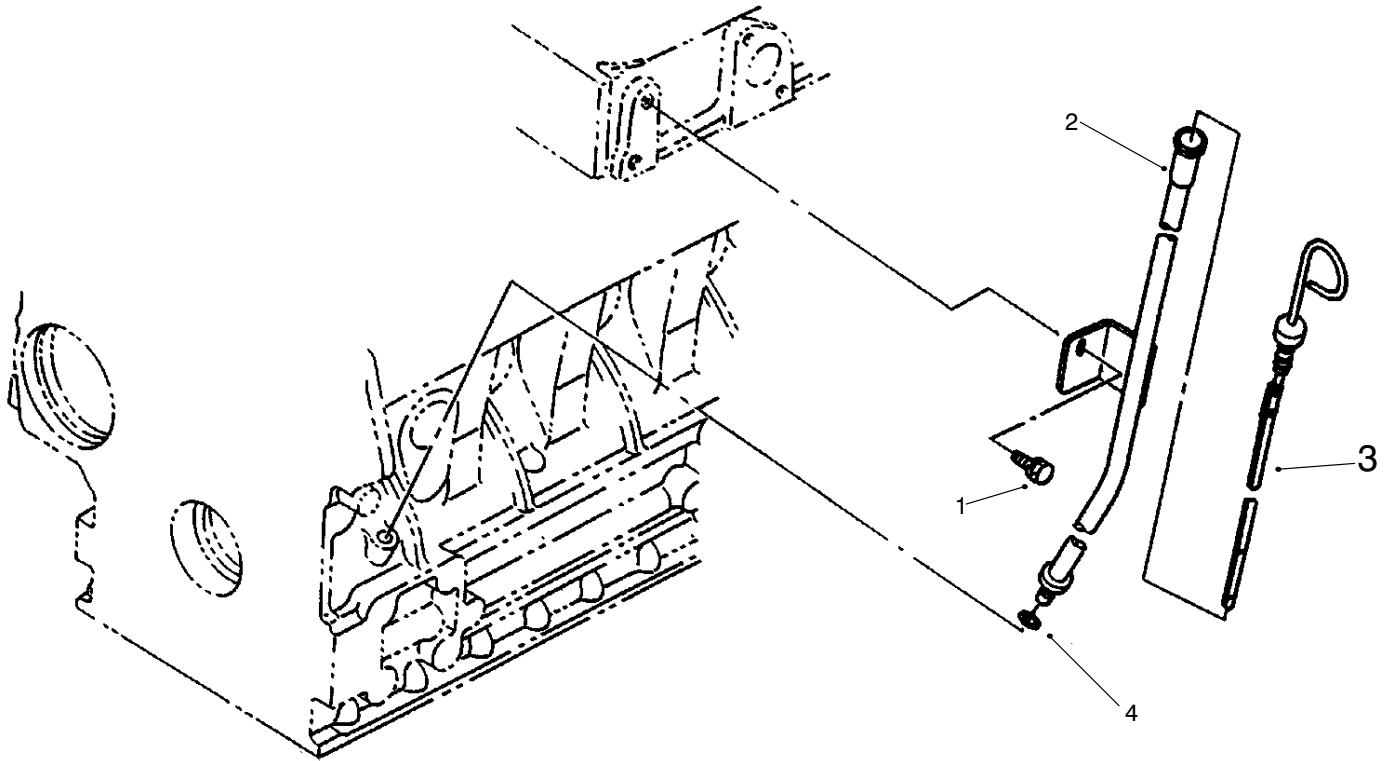


T-2910-1

HEAD COVER ASSEMBLY

Ref. No.	Part No.	Description	No. Used
1	98-7430	O-Ring	2
2	98-9449	Plug-Oil Filler	1
3	98-9455	Nut-Cap	3
4	98-9454	Gasket	3
5	98-9492	Joint-Breather Pipe	1
6	98-9491	Pipe-Breather	1
7	98-9364	Screw w/washer	2
8	98-9490	Oil Shield-Breather	1

Ref. No.	Part No.	Description	No. Used
9	98-9488	Plate-Breather Element	1
10	98-9493	Element-Breather	1
11	98-9489	Plate-Breather Element	1
12	98-9615	Gasket-Head Cover	1
13	98-9614	Asm-Cover, Cylinder Head (Incl. Ref. #5 & 7-12)	1
14	99-8349	Extension-Fill, Oil	1



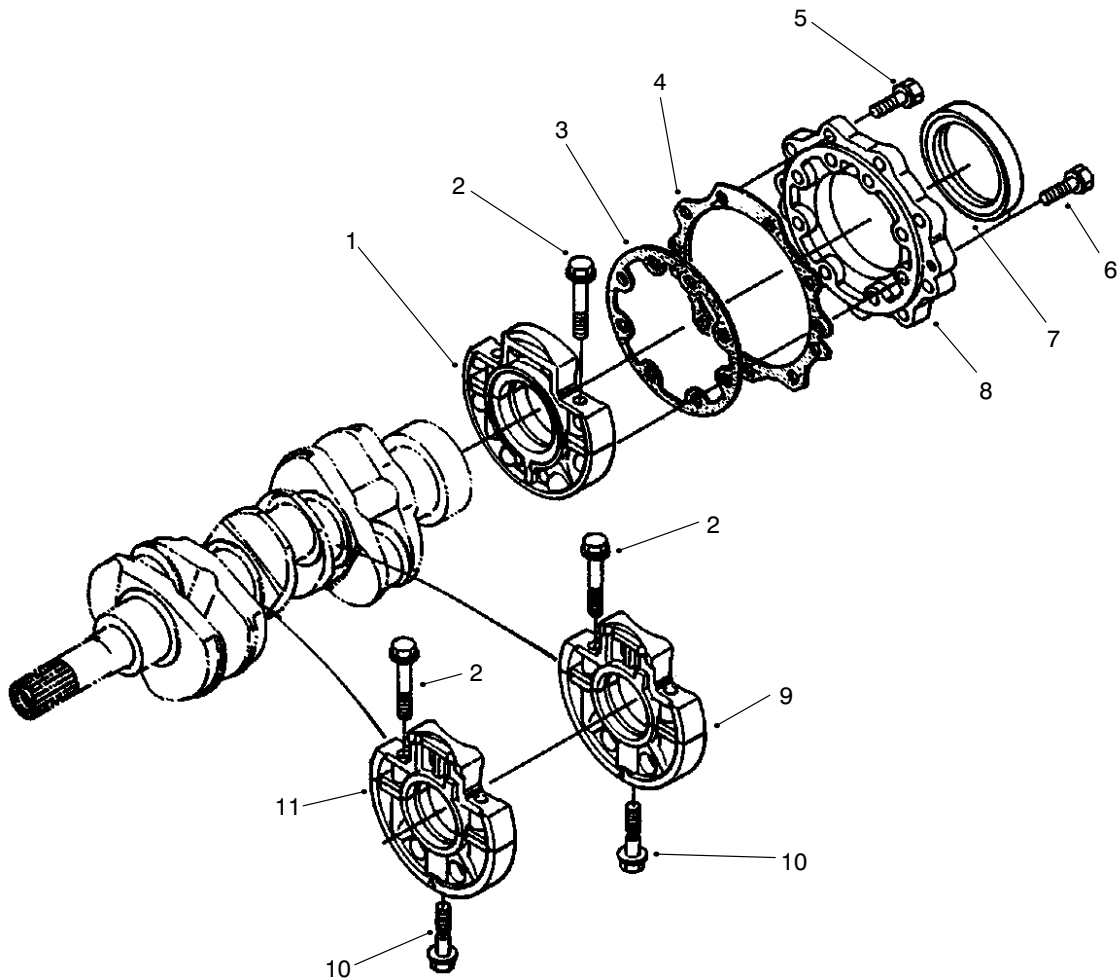
T-2911

DIPSTICK & GUIDE ASSEMBLY

Ref. No.	Part No.	Description	No. Used
1	98-7585	Bolt	1
2	98-9671	Guide-Oil Gauge	1
3	98-9670	Gauge-Oil	1

Ref. No.	Part No.	Description	No. Used
4	98-9374	O-Ring	1
*	98-9672	Asm-Guide, Oil Gauge (Incl. Ref. #1, 2 & 4)	1

*Not Illustrated

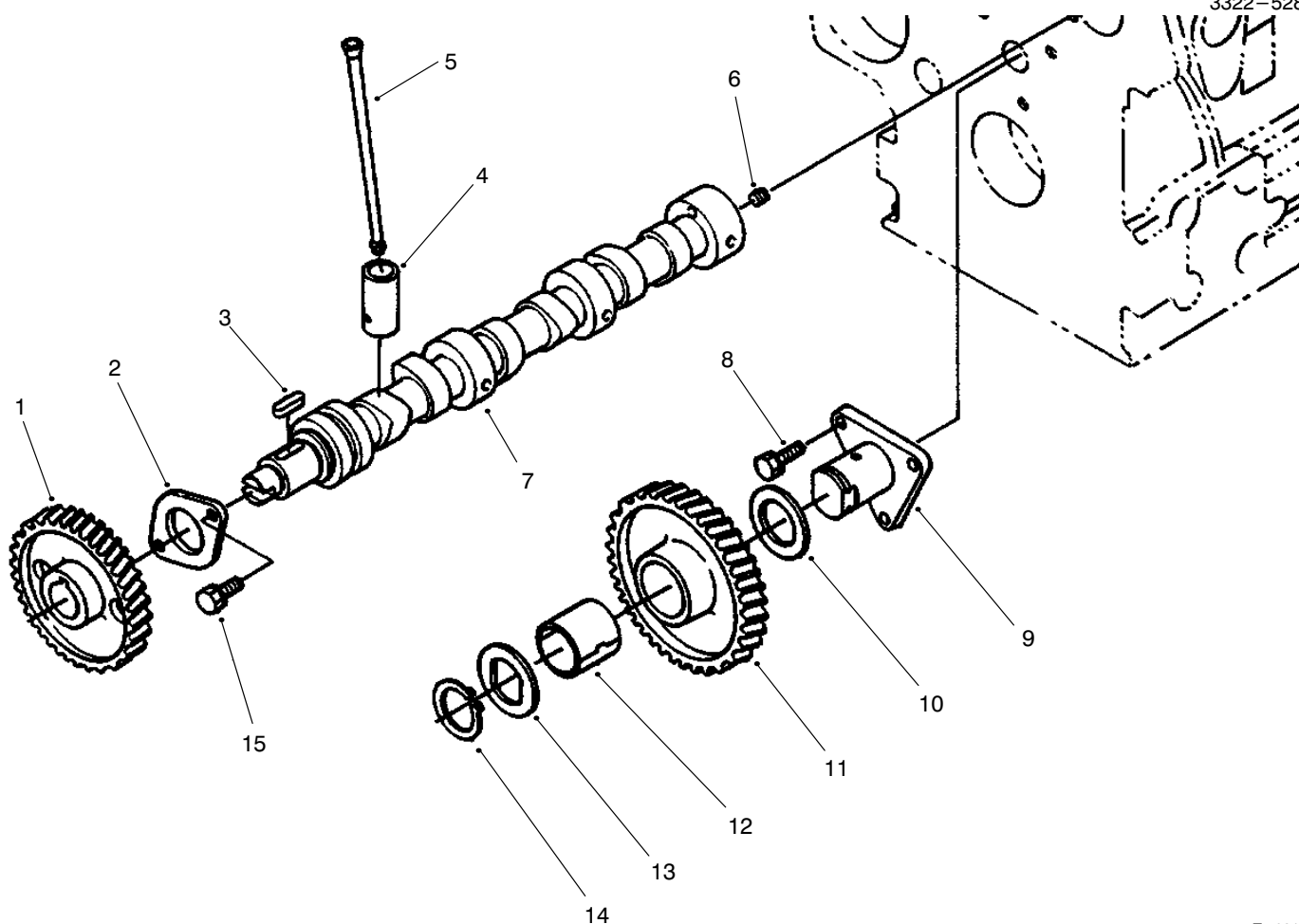


T-2912

MAIN BEARING CASE ASSEMBLY

Ref. No.	Part No.	Description	No. Used
1	99-8345	Asm-Case, Main Bearing	1
2	98-9484	Bolt-Bearing Case	6
3	98-9634	Gasket-Bearing Case	1
4	98-9635	Gasket-Bearing Case Cover	1
5	98-7568	Bolt	9
6	98-9352	Bolt	8

Ref. No.	Part No.	Description	No. Used
7	98-9483	Seal-Oil	1
8	98-9487	Cover-Bearing Case	1
9	98-9607	Asm-Case, Main Bearing1	
10	98-9485	Bolt-Bearing Case	2
11	98-9606	Asm-Case, Main Bearing	1

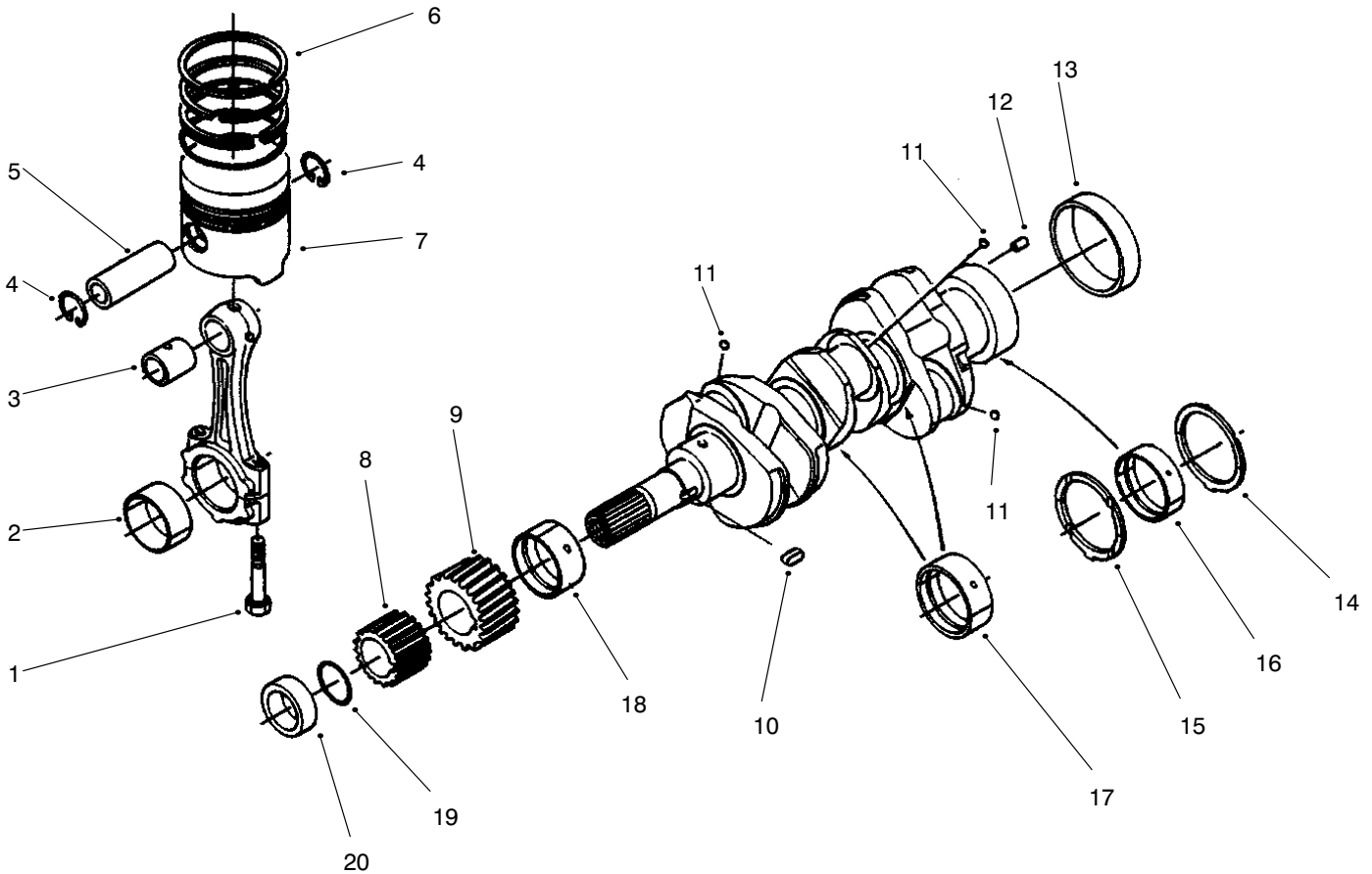


T-2913

CAMSHAFT ASSEMBLY

Ref. No.	Part No.	Description	No. Used
1	98-9512	Gear-Cam	1
2	98-9510	Stopper-Camshaft	1
3	98-9378	Key-Feather	1
4	98-9616	Tappet	6
5	98-9509	Push Rod	6
6	98-7449	Screw-Set	1
7	98-9617	Asm-Camshaft (Incl. Ref. #1-3, 6 & 15)	1
8	98-7692	Bolt	3

Ref. No.	Part No.	Description	No. Used
9	98-9533	Shaft-Gear, Idle	1
10	98-9535	Collar-Gear, Idle	1
11	98-9649	Asm-Gear, Idle (Incl. Ref. #12)	1
12	98-9650	Bushing-Gear, Idle	1
13	98-9536	Collar-Gear, Idle	1
14	98-9534	Clip-Circular, Idle Gear	1
15	98-9351	Bolt	2



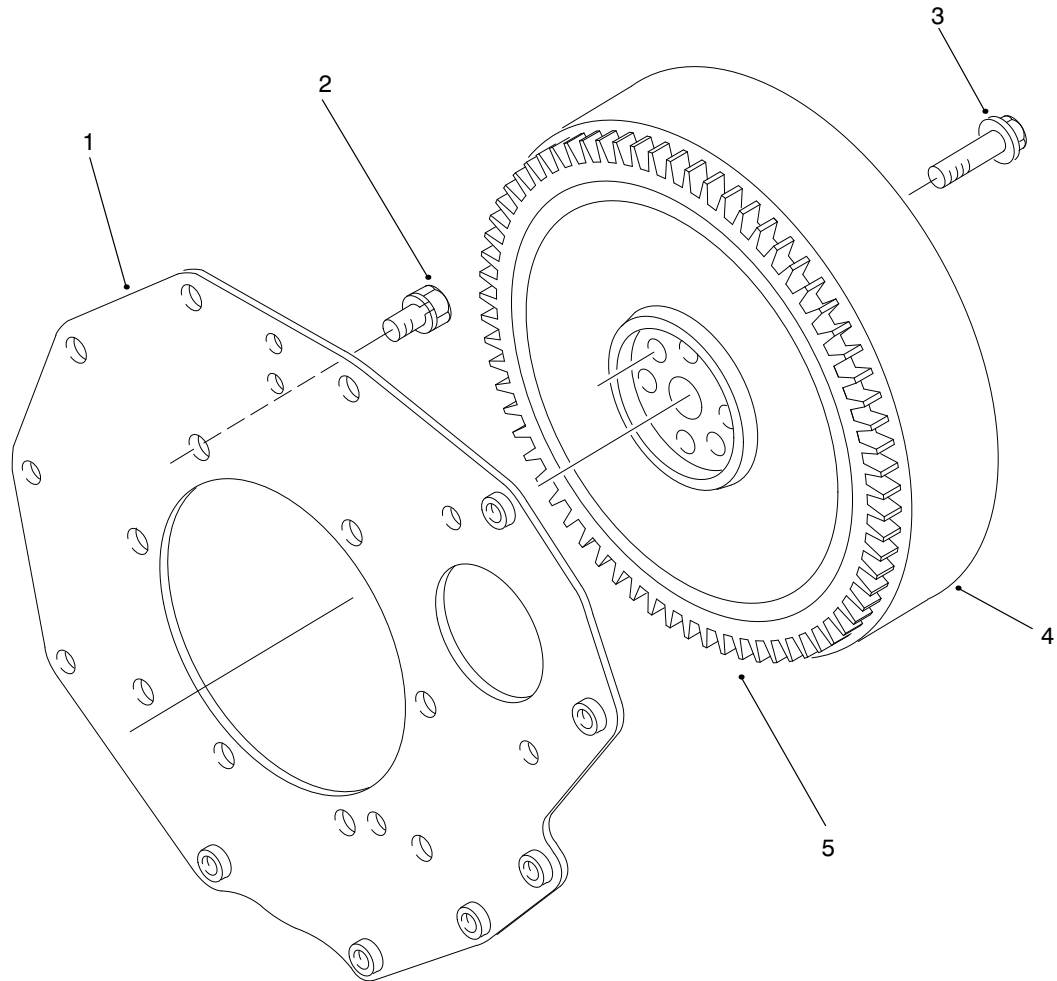
T-2914

PISTON & CRANKSHAFT ASSEMBLY

Ref. No.	Part No.	Description	No. Used
1	98-9517	Bolt-Connecting Rod	6
2	98-9553	Metal-Crankpin (Std.)	3
2	98-9519	Metal-Crankpin (0.2mm Undersize)	3
2	98-9520	Metal-Crankpin (0.4mm Undersize)	3
3	98-9515	Bushing-Piston Pin	3
4	98-9514	Clip-Circular, Piston Pin	6
5	98-9513	Pin-Piston	3
6	98-9618	Asm-Piston Ring (Std.)	3
6	98-9619	Asm-Piston Ring (0.5mm Oversize)	3
7	98-9469	Piston (Std.)	3
7	98-9470	Piston (0.5mm Oversize)	3
8	98-9542	Gear-Oil Pump Drive	1
9	98-9532	Gear-Crankshaft	1
10	98-9666	Key	1
11	98-7473	Ball	3
12	98-9375	Pin-Straight	1
13	98-9522	Sleeve-Crankshaft	1
14	98-9413	Metal-Side (Std.)	2
14	98-9414	Metal-Side (0.2mm Oversize)	2
14	98-9415	Metal-Side (0.4mm Oversize)	2
15	98-9688	Metal-Side (Std.)	2

Ref. No.	Part No.	Description	No. Used
15	98-9689	Metal-Side (0.2mm Oversize)	2
15	98-9690	Metal-Side (0.4mm Oversize)	2
16	98-9525	Metal-Crankshaft (Std)	1
16	98-9526	Metal-Crankshaft (0.2mm Undersize)	1
16	98-9527	Metal-Crankshaft (0.4mm Undersize)	1
17	98-9524	Metal-Crankshaft (Std Set)	2
17	98-9530	Metal-Crankshaft (0.2mm Undersize Set)	2
17	98-9531	Metal-Crankshaft (0.4mm Undersize Set)	2
18	98-9523	Metal-Crankshaft (Std)	1
18	98-9528	Metal-Crankshaft (0.2mm Undersize)	1
18	98-9529	Metal-Crankshaft (0.4mm Undersize)	1
19	98-9373	O-Ring	1
20	98-9521	Collar-Crankshaft	1
*	98-9516	Asm-Rod, Connecting (Incl. Ref. #1-3)	3
*	98-9642	Asm-Crankshaft (Incl. Ref. #8-13)	1

*Not Illustrated



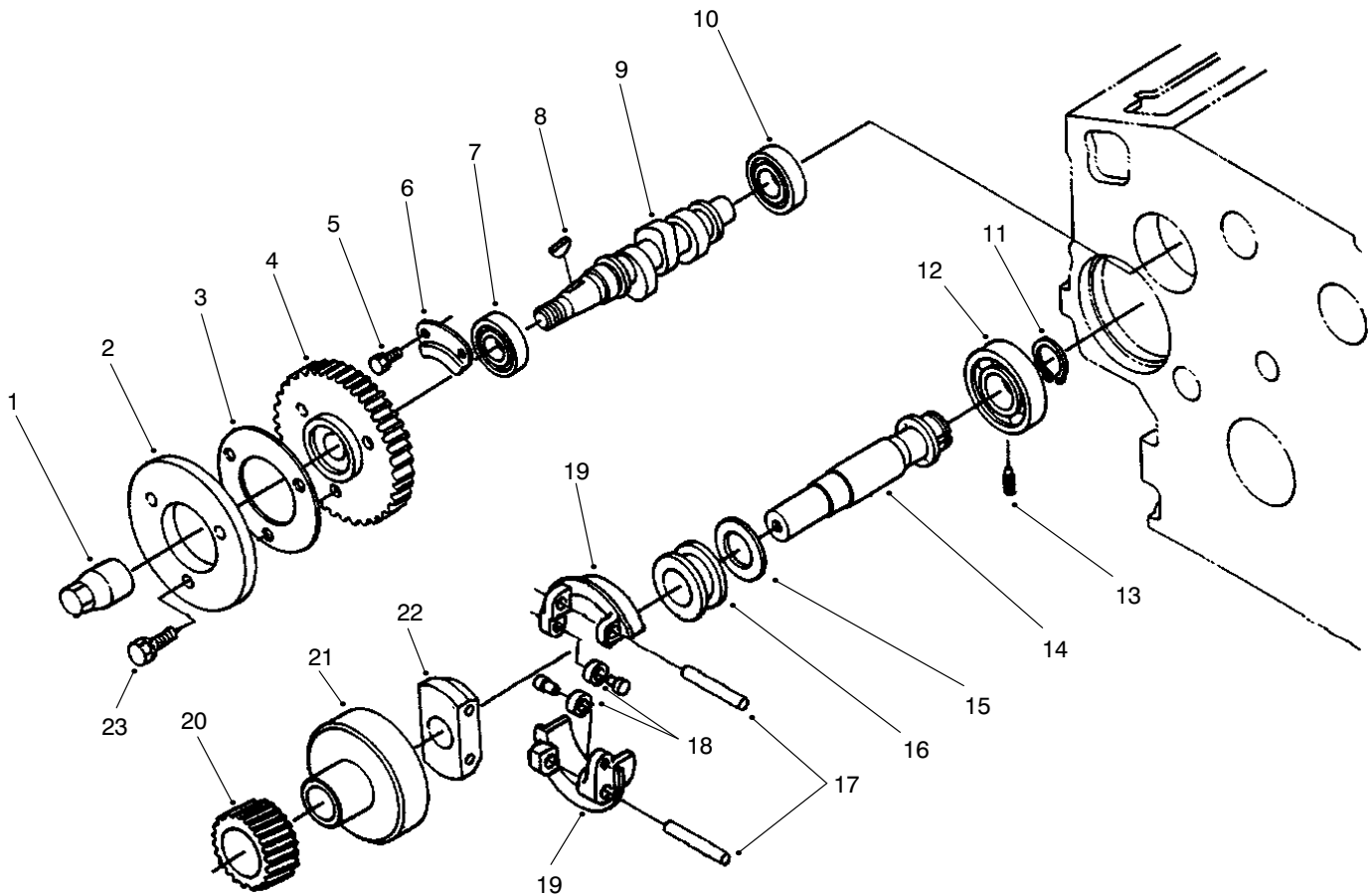
T-2915

FLYWHEEL ASSEMBLY

Ref. No.	Part No.	Description	No. Used
1	98-9486	Plate-End, Rear	1
2	98-9392	Bolt	8
3	98-9537	Bolt-Flywheel	6

Ref. No.	Part No.	Description	No. Used
4	98-9691	Asm-Flywheel (Incl. Ref. #5)	1
5	98-9394	Gear-Ring	1

*Not Illustrated

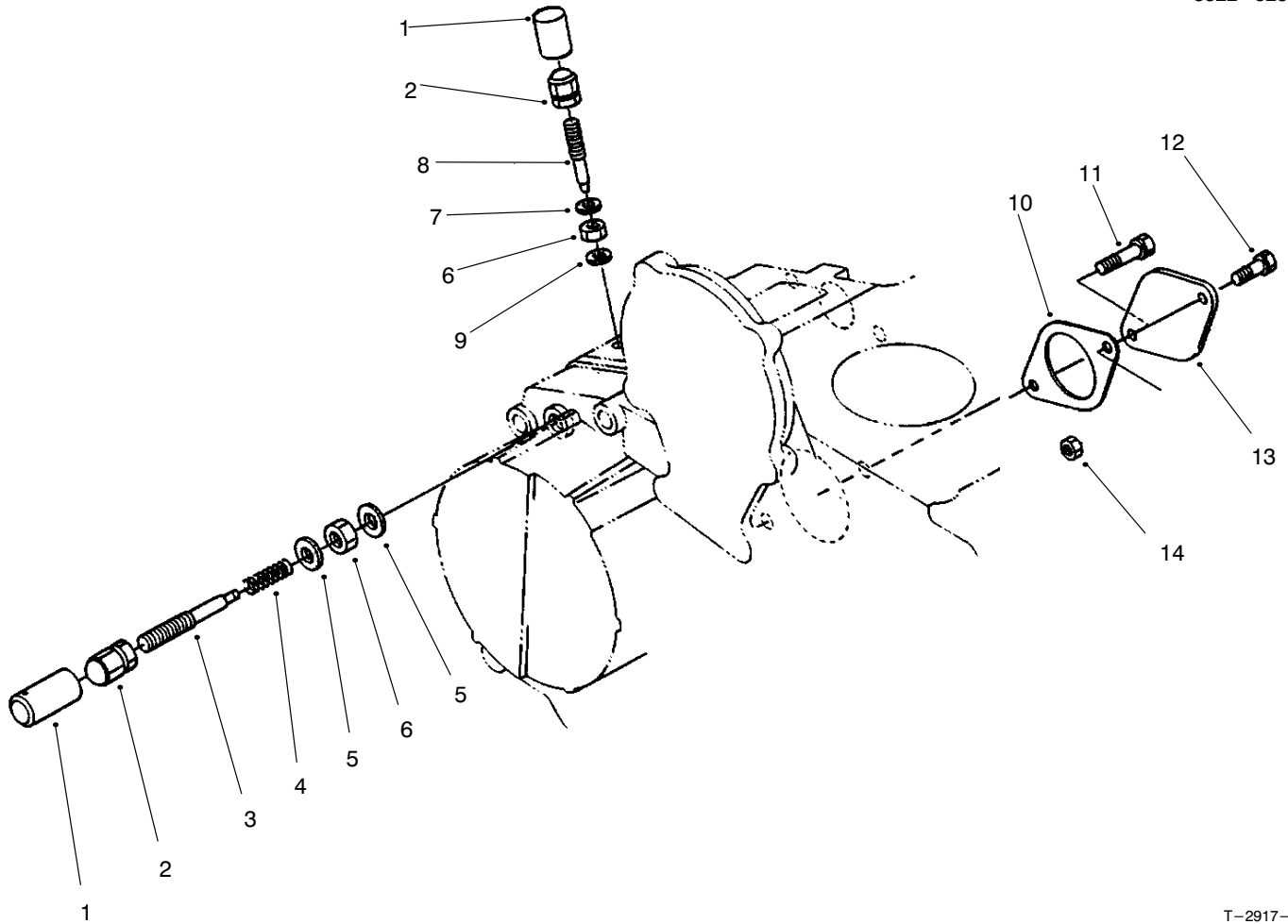


T-2916

FUEL CAMSHAFT ASSEMBLY

Ref. No.	Part No.	Description	No. Used
1	98-9590	Nut-Cap	1
2	98-9547	Cam-Fuel	1
3	98-9548	Washer	1
4	98-9669	Gear-Injection Pump	1
5	98-9350	Bolt	2
6	98-9511	Stopper-Fuel, Camshaft	1
7	98-9383	Bearing-Ball	1
8	98-9595	Key-Woodruff	1
9	98-9459	Camshaft-Fuel	1
10	98-9382	Bearing-Ball	1
11	98-9657	Clip-Circular, Gov. Shaft	1
12	98-9381	Bearing-Ball	1

Ref. No.	Part No.	Description	No. Used
13	98-9565	Screw-Set	1
14	98-9644	Asm-Shaft, Governor (Incl. Ref. #12 & 14-22)	1
15	98-9564	Washer-Thrust	1
16	98-9563	Sleeve-Governor	1
17	98-9560	Shaft-Governor Weight	2
18	98-9692	Roller	2
19	98-9559	Asm-Weight, Governor	2
20	98-9673	Gear-Governor	1
21	98-9562	Holder-Gear, Governor	1
22	98-9561	Holder-Gear, Governor	1
23	98-7605	Bolt	3



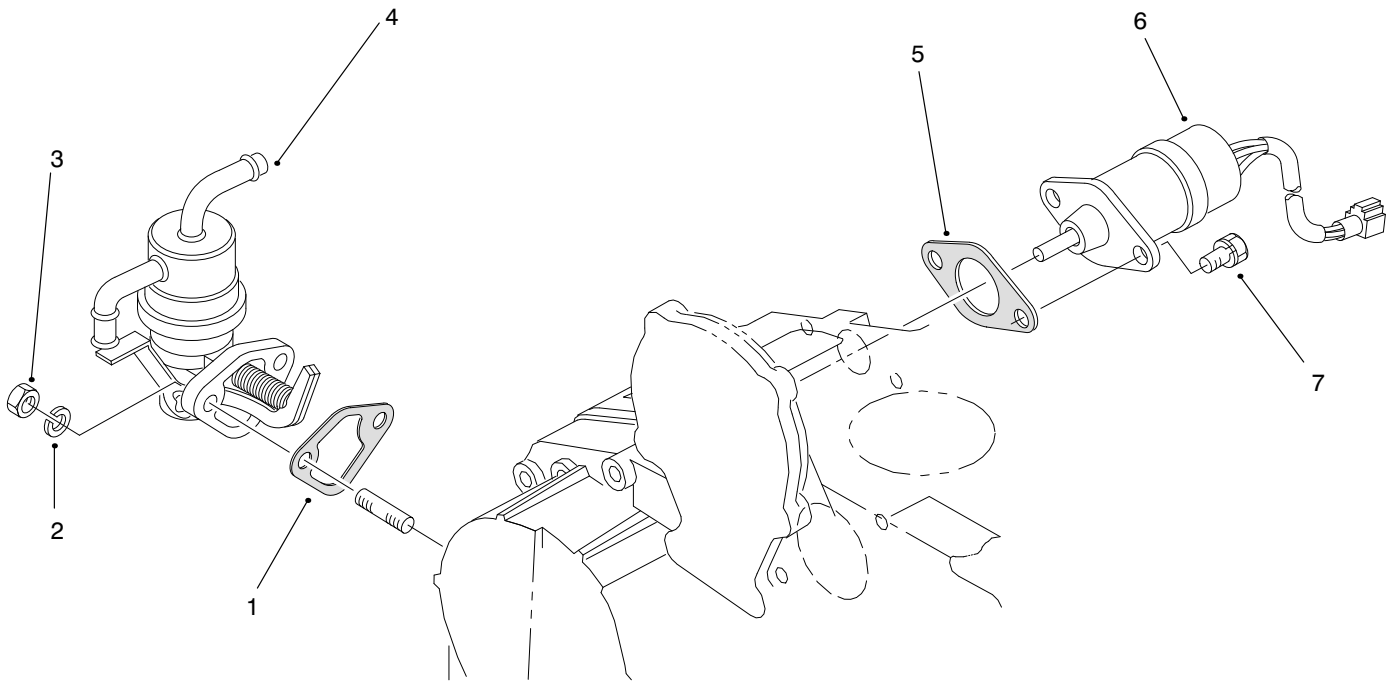
T-2917-1

ENGINE STOP LEVER ASSEMBLY

Ref. No.	Part No.	Description	No. Used
1	99-8390	Lock Pipe, Fuel Adjust.	2
2	99-8382	Nut-Cap	2
3	98-9679	Asm-Bolt, Adjusting (Incl. Ref. #4)	1
4		Spring	1
5	98-7654	Gasket	2
6	99-8386	Nut	2
7	99-8388	Gasket, 10mm Dia.	2
8	98-9557	Bolt-Adjusting	1

Ref. No.	Part No.	Description	No. Used
9	99-8389	Gasket, 14mm Dia.	1
10	98-9674	Packing	1
11	98-7645	Bolt	1
12	98-9359	Bolt	1
13	98-9640	Cover-Pump	1
14	98-7534	Nut	1
*	98-9678	Asm-Apparatus, Idle (Incl. Ref. #1-6)	1

*Not Illustrated



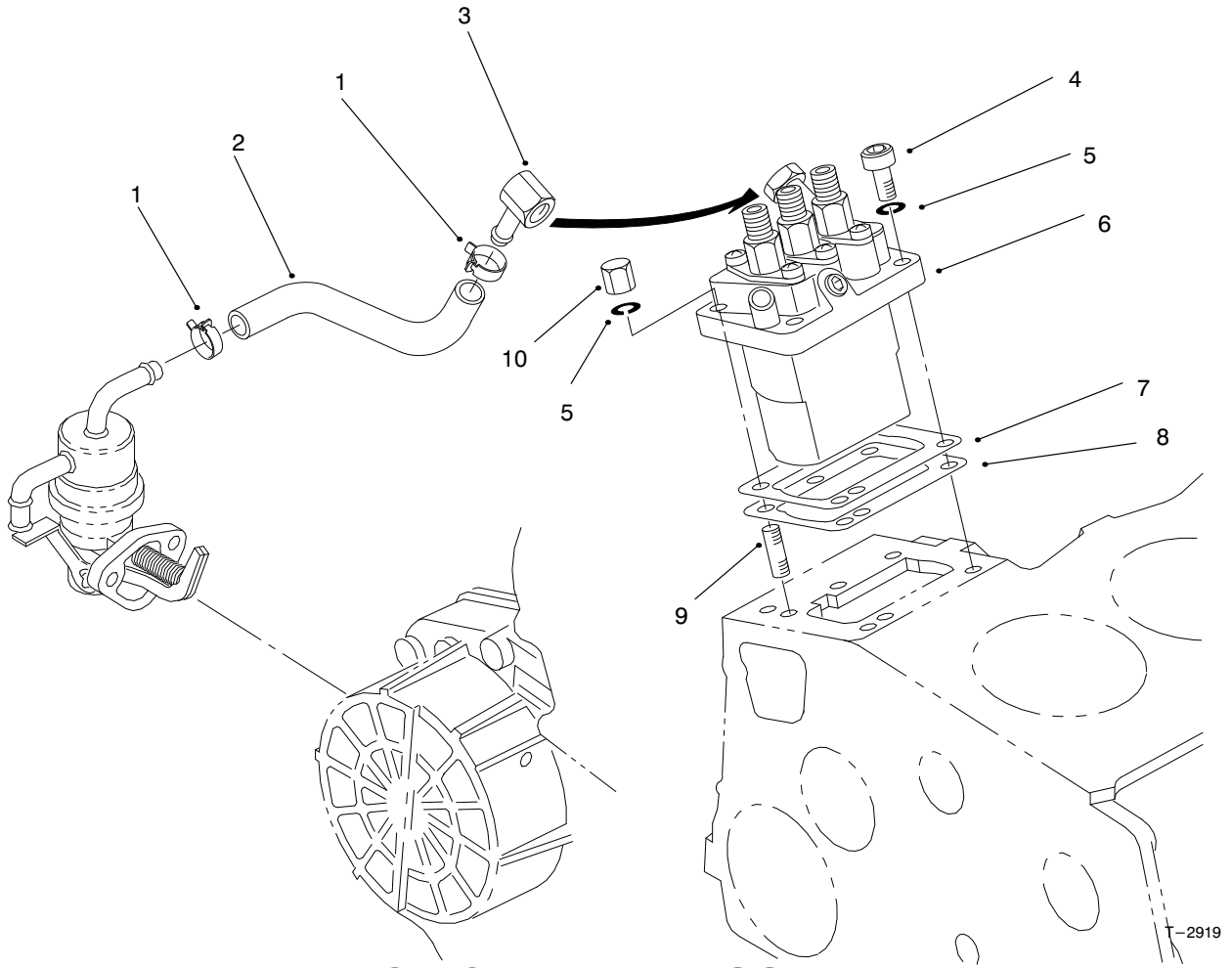
T-2918

STOP SOLENOID & FUEL PUMP ASSEMBLY

Ref. No.	Part No.	Description	No. Used
1	98-9436	Gasket-Fuel Pump	1
2	98-9367	Washer-Lock	2
3	98-7572	Nut	2
4	98-9677	Asm-Pump, Fuel	1

Ref. No.	Part No.	Description	No. Used
5	98-9683	Gasket-Solenoid Cover	1
6	98-9693	Solenoid-Stop	1
7	98-9351	Bolt	2

*Not Illustrated

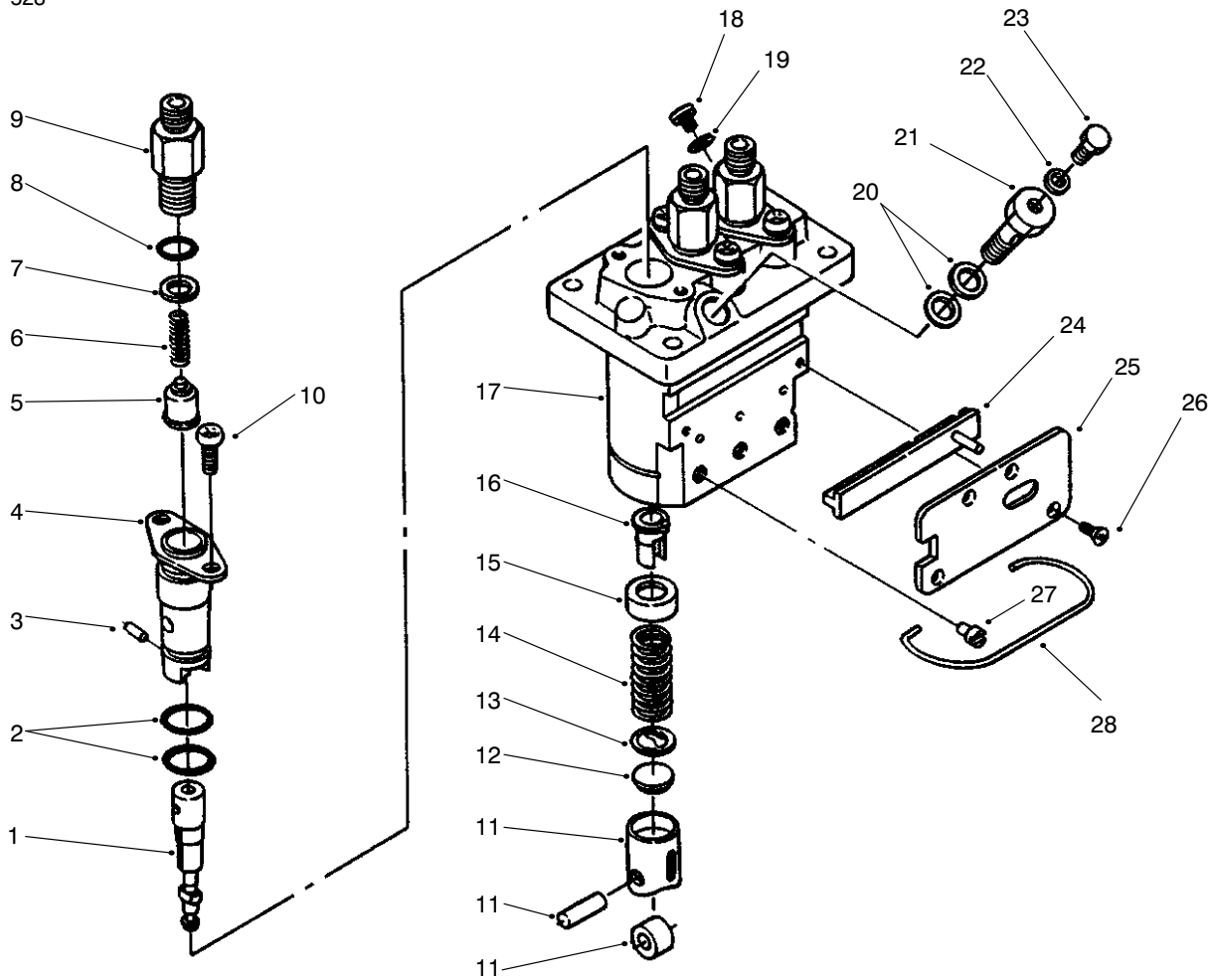


INJECTION PUMP ASSEMBLY

Ref. No.	Part No.	Description	No. Used
1	98-9545	Band-Pipe	2
2	98-9384	Tube-Fuel	1
3	98-9596	Joint-Eye	1
4	98-9361	Bolt	2
5	98-9367	Washer-Lock	4
6	98-9643	Asm-Pump, Injection	1
7	98-9456	Shim-Injection (0.2mm)	1

Ref. No.	Part No.	Description	No. Used
7	98-9457	Shim-Injection (0.25mm)	1
8	98-9458	Shim-Injection (0.30mm)	1
9	98-9438	Stud	2
10	98-9440	Nut-Cap	2
*	98-9467	Asm-Pipe, Fuel (Incl. Ref. #1 & 2)	1

*Not Illustrated

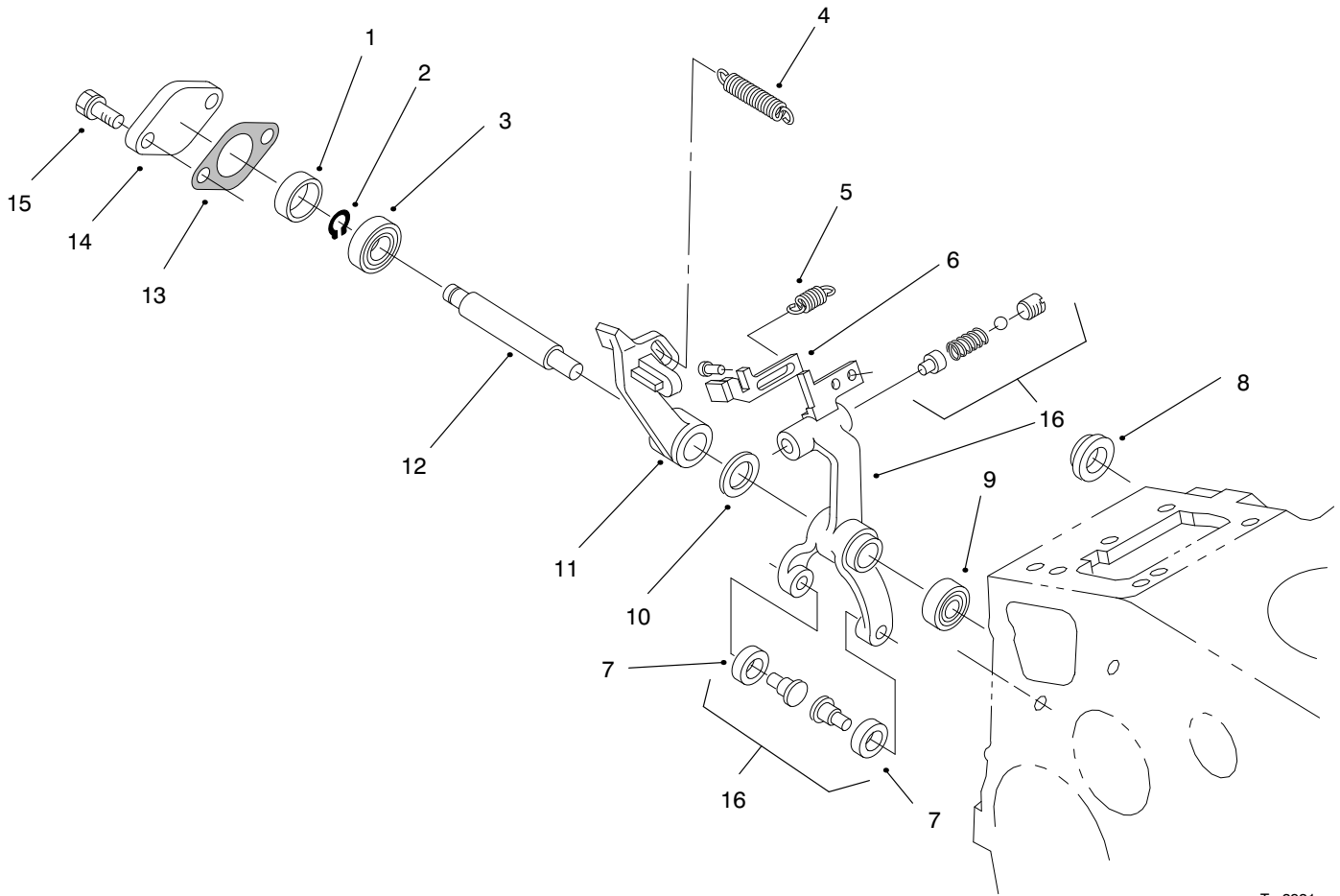


T-2920

INJECTION PUMP ASSEMBLY (Continued)

Ref. No.	Part No.	Description	No. Used
1	98-9462	Element-Pump	3
2	98-9423	O-Ring	6
3	98-9443	Pin-Joint	3
4	98-9434	Flange-Sleeve	3
5	98-9421	Valve-Delivery	3
6	98-9424	Spring-Valve, Delivery	3
7	98-9425	Gasket-Valve, Delivery	3
8	98-9447	O-Ring	3
9	98-9652	Holder-Valve, Delivery	3
10	98-9452	Screw	6
11	98-9422	Asm-Tappet	3
12	98-9433	Shim	3
13	98-9429	Seat-Spring, Lower	3
14	98-9428	Spring-Plunger	3
15	98-9427	Seat-Spring, Upper	3

Ref. No.	Part No.	Description	No. Used
16	98-9432	Sleeve-Control	3
17	98-9643	Asm-Pump, Injection (Incl. Ref. #1-16 & 18-28)	1
18	98-9466	Plug	1
19	98-9451	Gasket	1
20	98-9445	Gasket	2
21	98-9464	Bolt-Joint	1
22	98-9446	Gasket	1
23	98-9430	Screw	1
24	98-9463	Rack-Control	1
25	98-9465	Plate	1
26	98-9442	Screw-Countersunk Hd.	4
27	98-9426	Pin-Guide, Tappet	3
28	98-9450	Pin-Clamp	1



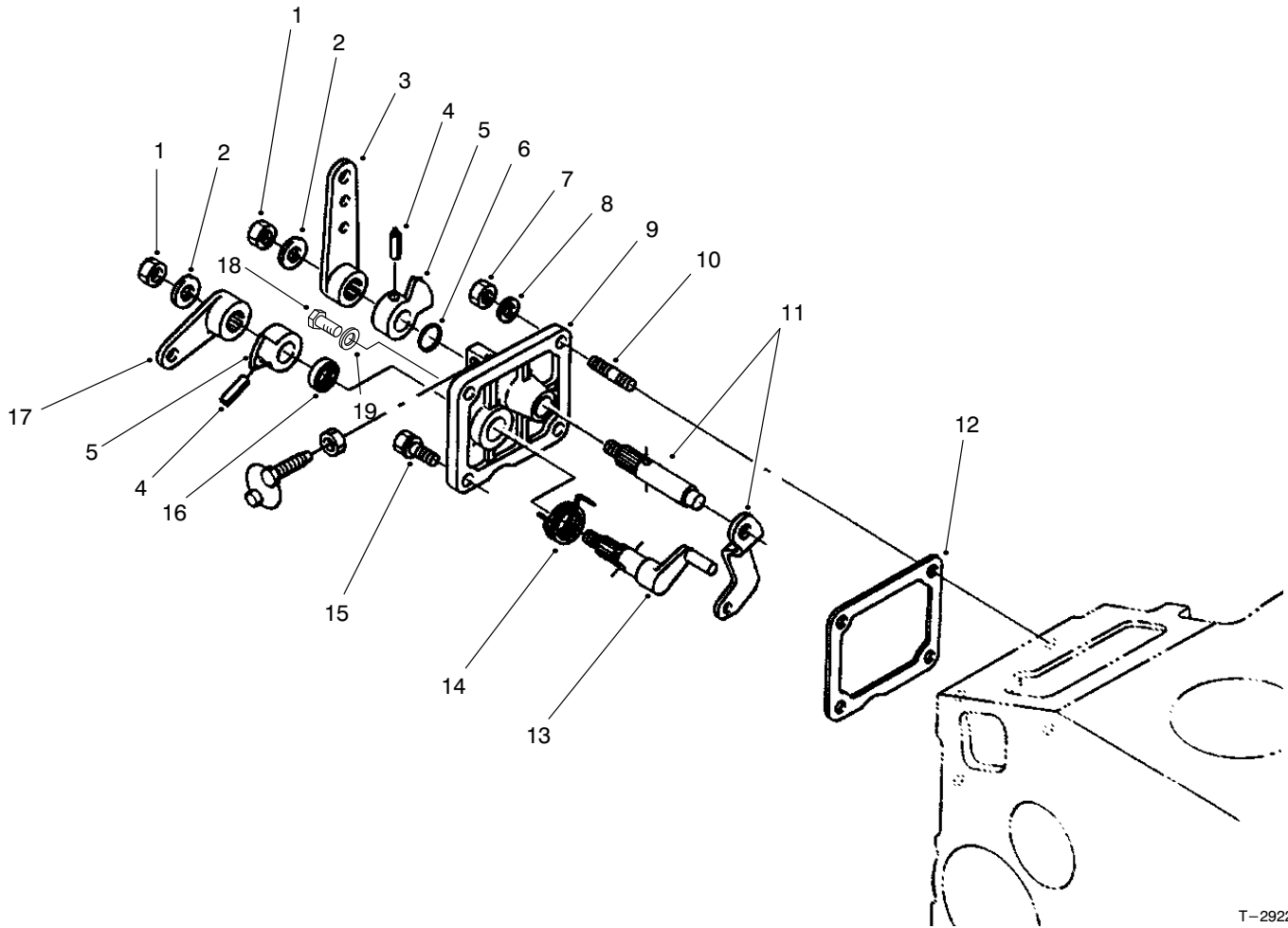
T-2921

GOVERNOR ASSEMBLY

Ref. No.	Part No.	Description	No. Used
1	98-9567	Collar	1
2	98-9369	Clip-Circular, External	1
3	98-9570	Bearing-Miniature	1
4	98-9681	Spring-Governor	1
5	98-9645	Spring-Start	1
6	98-9660	Lever-Thrust	1
7	98-8692	Roller	2
8	98-9568	Collar	1
9	98-9571	Bearing-Miniature	1
10	98-9593	Washer-Flat	1

Ref. No.	Part No.	Description	No. Used
11	98-9659	Lever-Fork	1
12	98-9566	Shaft-Lever, Fork	1
13	98-9682	Gasket	1
14	98-9569	Cover-Shaft, Fork Lever	1
15	98-9351	Bolt	2
16	99-8380	Complete Lever & Fork (Incl. Ref. #6 & 7)	1
*	98-9680	Asm-Lever, Fork (Incl. Ref. #2, 3 & 10-12 & 16)	1

*Not Illustrated

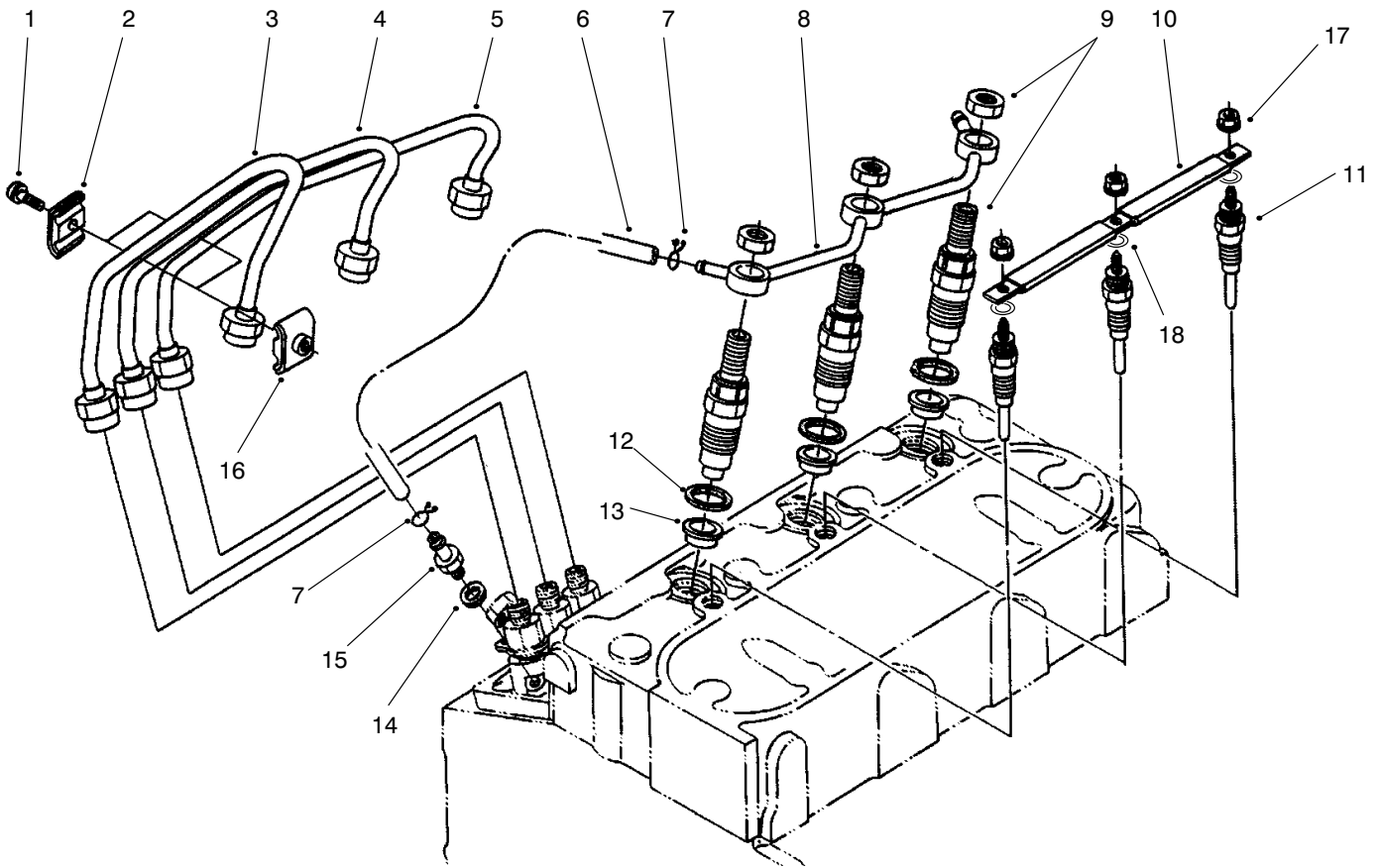


T-2922

SPEED CONTROL PLATE ASSEMBLY

Ref. No.	Part No.	Description	No. Used
1	98-9589	Nut	2
2	98-9594	Washer-Flat	2
3	98-9662	Lever-Speed Control	1
4	98-7602	Pin-Spring	2
5	98-9572	Lever-Speed Control	2
6	98-9371	O-Ring	1
7	98-7572	Nut	2
8	98-9367	Washer-Lock	2
9	98-9661	Asm-Plate, Control (Incl. Ref. #1-6, 11, 13, 14, 16, & 17)	1

Ref. No.	Part No.	Description	No. Used
10	98-9362	Stud	2
11	98-9658	Asm-Lever, Governor	1
12	98-9637	Gasket	1
13	98-9664	Shaft-Stop Lever	1
14	98-9472	Spring-Return	1
15	98-7692	Bolt	1
16	98-7601	Seal-Oil	1
17	98-9663	Lever-Engine Stop	1
18	99-8348	Bolt	1
19	98-7654	Gasket	1

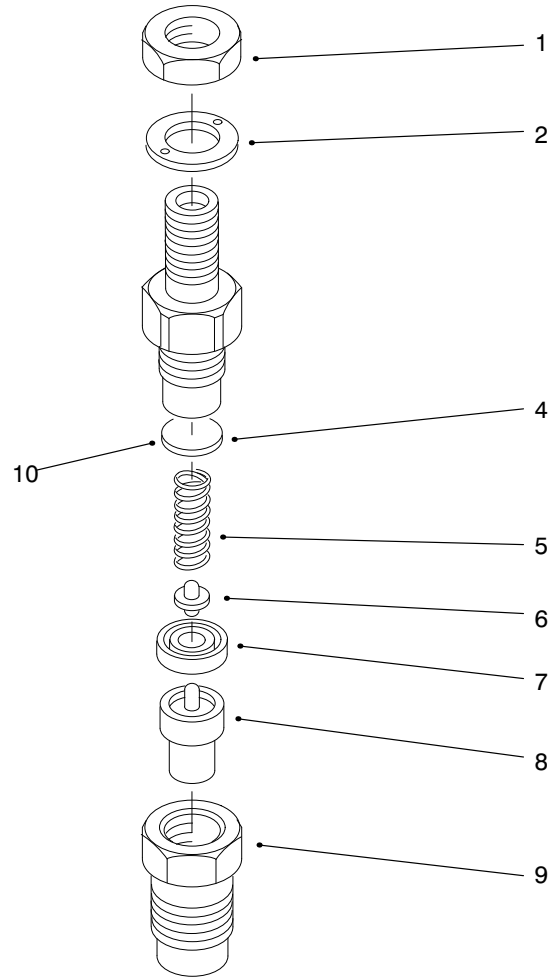


T-2923

NOZZLE HOLDER & GLOW PLUG ASSEMBLY

Ref. No.	Part No.	Description	No. Used	Ref. No.	Part No.	Description	No. Used
1	98-7684	Screw w/washer	2	10	98-9631	Cord-Glow Plug	1
2	98-7683	Clamp-Pipe	2	11	98-9695	Plug-Glow	3
3	98-9653	Pipe-Injection	1	12	98-7676	Gasket	3
4	98-9654	Pipe-Injection	1	13	98-7677	Seat-Heat	3
5	98-9655	Pipe-Injection	1	14	98-7654	Gasket	1
6	98-9420	Asm-Pipe, Overflow (Incl. Ref. #7)	1	15	98-9431	Screw-Air Bleed	1
7	98-7671	Clip-Pipe	2	16	98-7682	Clamp-Pipe	2
8	98-9620	Asm-Pipe, Overflow	1	17	99-8377	Nut-Flange	3
9	98-9468	Asm-Holder, Nozzle	3	18	99-8378	Washer-Plain	3

*Not Illustrated



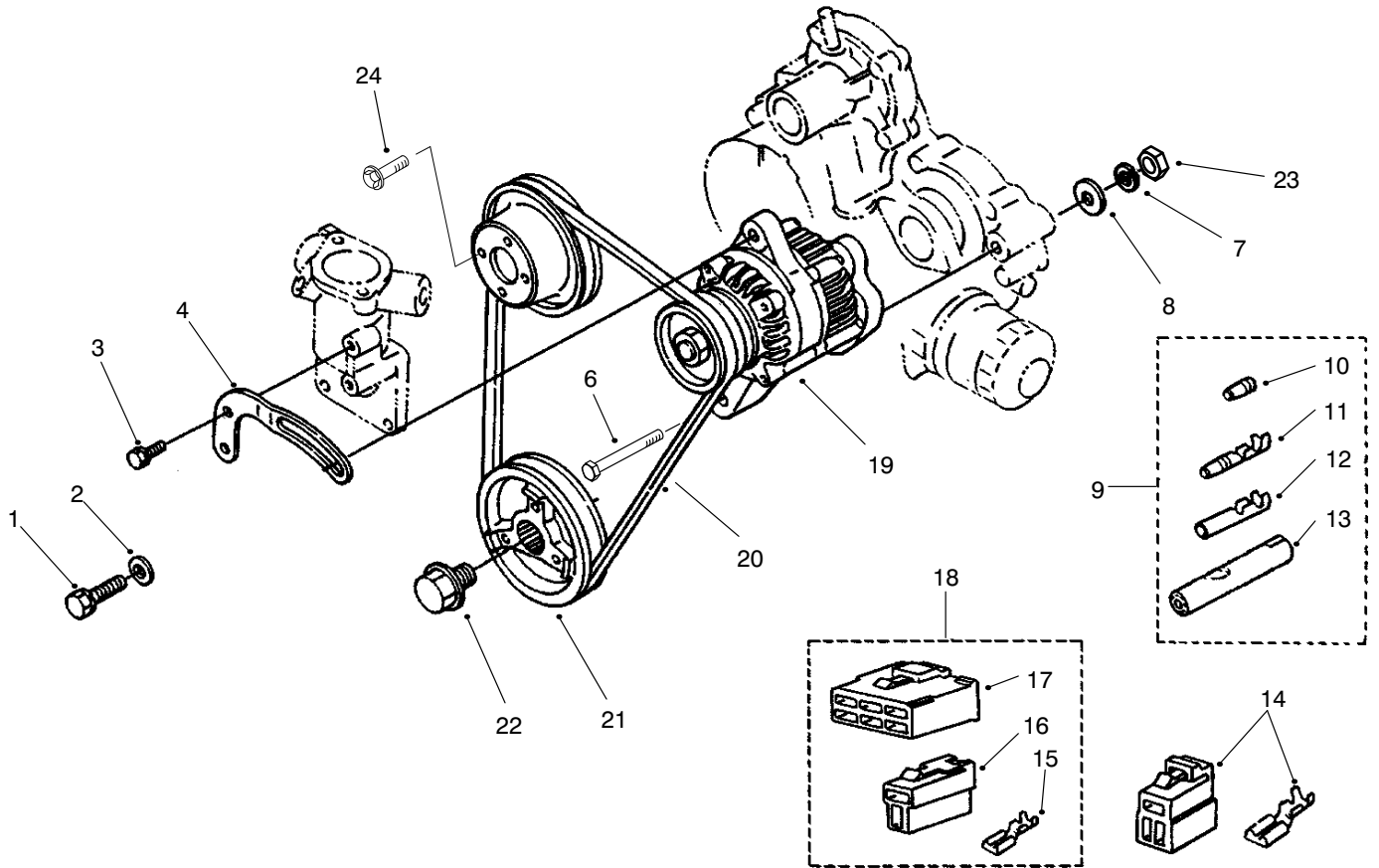
T-2924

NOZZLE HOLDER ASSEMBLY

Ref. No.	Part No.	Description	No. Used
1	99-8301	Nut	3
2	99-8307	Washer	3
4	99-8302	Washer-Adjusting	3
5	99-8303	Spring-Nozzle	3
6	99-8305	Push Rod	3
7	99-8304	Piece-Distance	3
8	99-8308	Piece-Nozzle	3
9	99-8306	Nut-Nozzle	3
10	99-8309	Asm-Washer, Adjusting	3
*	99-8310	Washer-Adj. (0.10mm)	3
*	99-8311	Washer-Adj. (0.20mm)	3

Ref. No.	Part No.	Description	No. Used
10	99-8312	Washer-Adj. (0.30mm)	3
*	99-8313	Washer-Adj. (0.40mm)	3
*	99-8314	Washer-Adj. (0.50mm)	3
*	99-8315	Washer-Adj. (0.52mm)	3
*	99-8316	Washer-Adj. (0.54mm)	3
*	99-8317	Washer-Adj. (0.56mm)	3
*	99-8318	Washer-Adj. (0.58mm)	3
*	99-8319	Washer-Adj. (0.80mm)	3
*	98-9468	Asm-Holder, Nozzle (Incl. Ref. #1-9)	3

*Not Illustrated

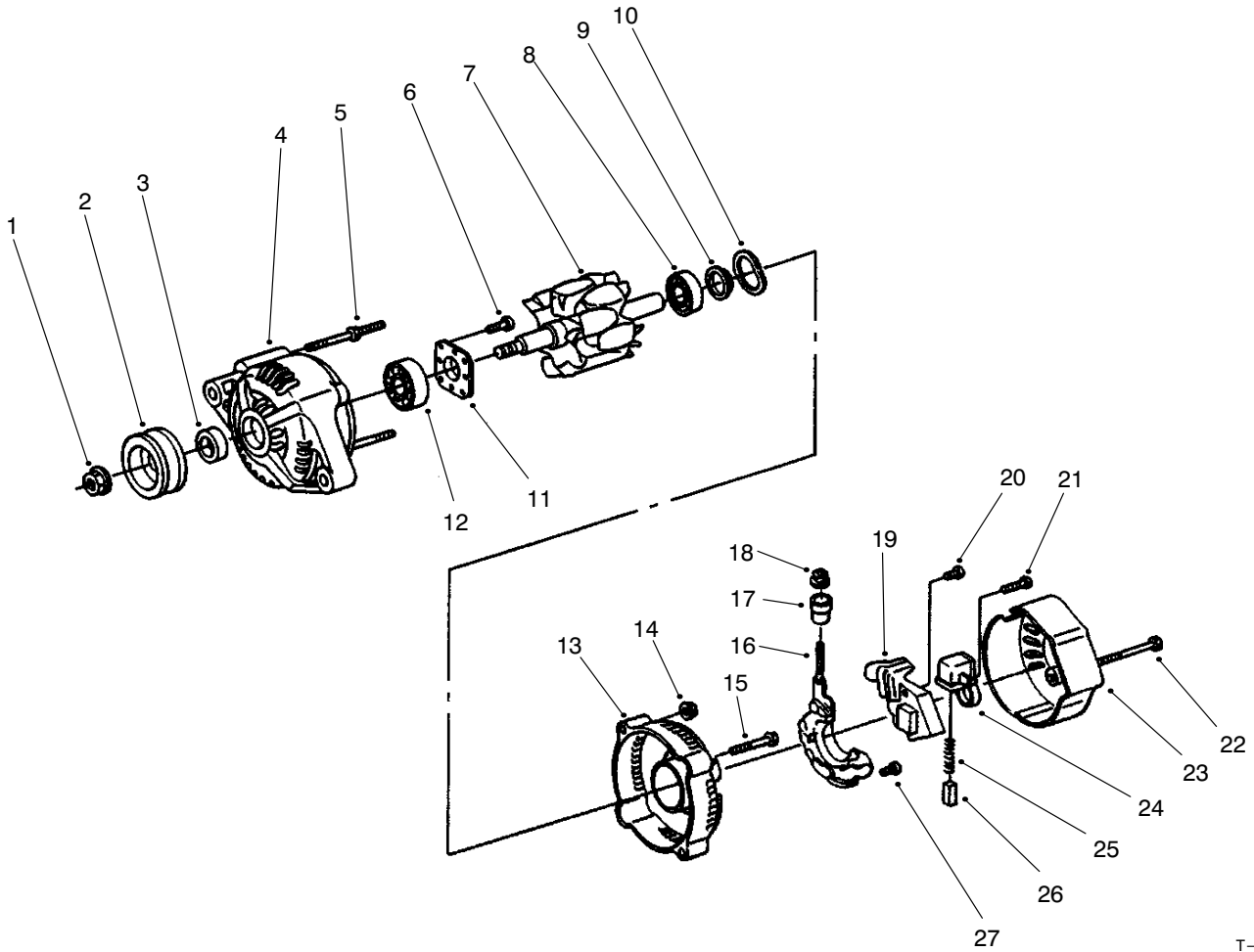


T-2926-1

ALTERNATOR & PULLEY ASSEMBLY

Ref. No.	Part No.	Description	No. Used
1	98-7697	Bolt	1
2	98-7698	Washer-Flat	1
3	98-7692	Bolt	1
4	98-9573	Stay-Dynamo	1
5	98-9584	Pulley-Fan	1
6	98-9360	Bolt	1
7	98-9368	Washer-Lock	1
8	98-9366	Washer-Flat	1
9	98-9700	Asm-Terminal (Incl. Ref. #10-13)	1
10	98-9701	Terminal	1
11	98-9702	Sleeve	1
12	98-9703	Terminal	1

Ref. No.	Part No.	Description	No. Used
13	98-9704	Sleeve	1
14	98-9602	Asm-Coupler, Lock	1
15	98-9699	Terminal	7
16	98-9698	Connector	1
17	98-9697	Connector	1
18	98-9696	Asm-Coupler (Incl. Ref. #15-17)	1
19	98-9474	Asm-Alternator	1
20	98-9676	V-Belt	1
21	98-9473	Pulley-Fan Drive	1
22	98-9585	Bolt	1
23	98-7737	Nut	1
24	99-8363	Bolt-Flange	4



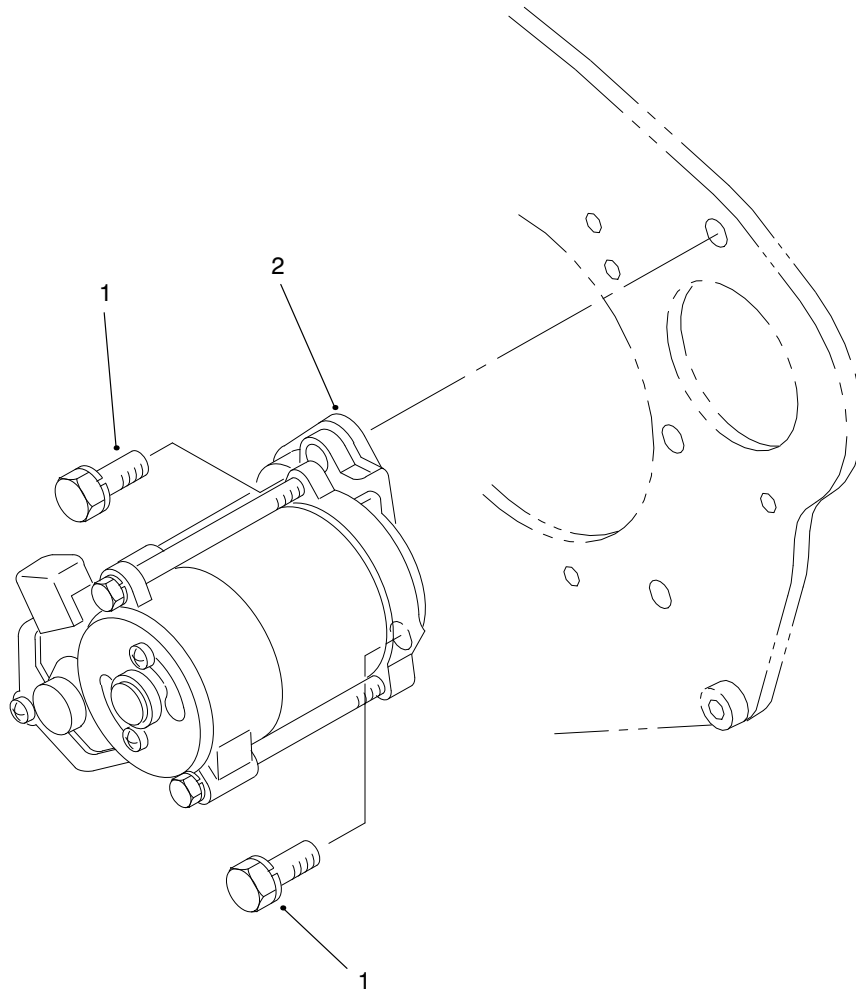
T-2927

ALTERNATOR ASSEMBLY

Ref. No.	Part No.	Description	No. Used
1	98-7708	Nut	1
2	98-9453	Pulley-Dynamo	1
3	98-7709	Collar	1
4	98-7714	Frame-Drive End	1
5	98-7717	Bolt-Through	2
6	98-7716	Screw-RH	4
7	98-7710	Rotor	1
8	98-7712	Bearing-Ball	1
9	98-7711	Cover-Bearing	1
10	98-7713	Washer-Thrust	1
11	98-7715	Plate-Retainer	1
12	98-7718	Bearing-Ball	1
13	98-7719	Frame-End	1
14	98-7730	Nut	2
15	98-7731	Bolt	2

Ref. No.	Part No.	Description	No. Used
16	98-7721	Asm-Rectifier	1
17	98-7722	Bushing-Insulation	1
18	98-7732	Nut	1
19	98-7733	Asm-Regulator	1
20	98-7726	Screw-RH	2
21	98-7728	Screw-RH	1
22	98-7729	Bolt	3
23	98-7720	Cover-End	1
24	98-7723	Holder-Brush	1
25	98-7725	Spring-Brush	2
26	98-7724	Brush	2
27	98-7727	Screw-RH	6
*	98-9474	Asm-Alternator (Incl. Ref. #1-27)	1

*Not Illustrated

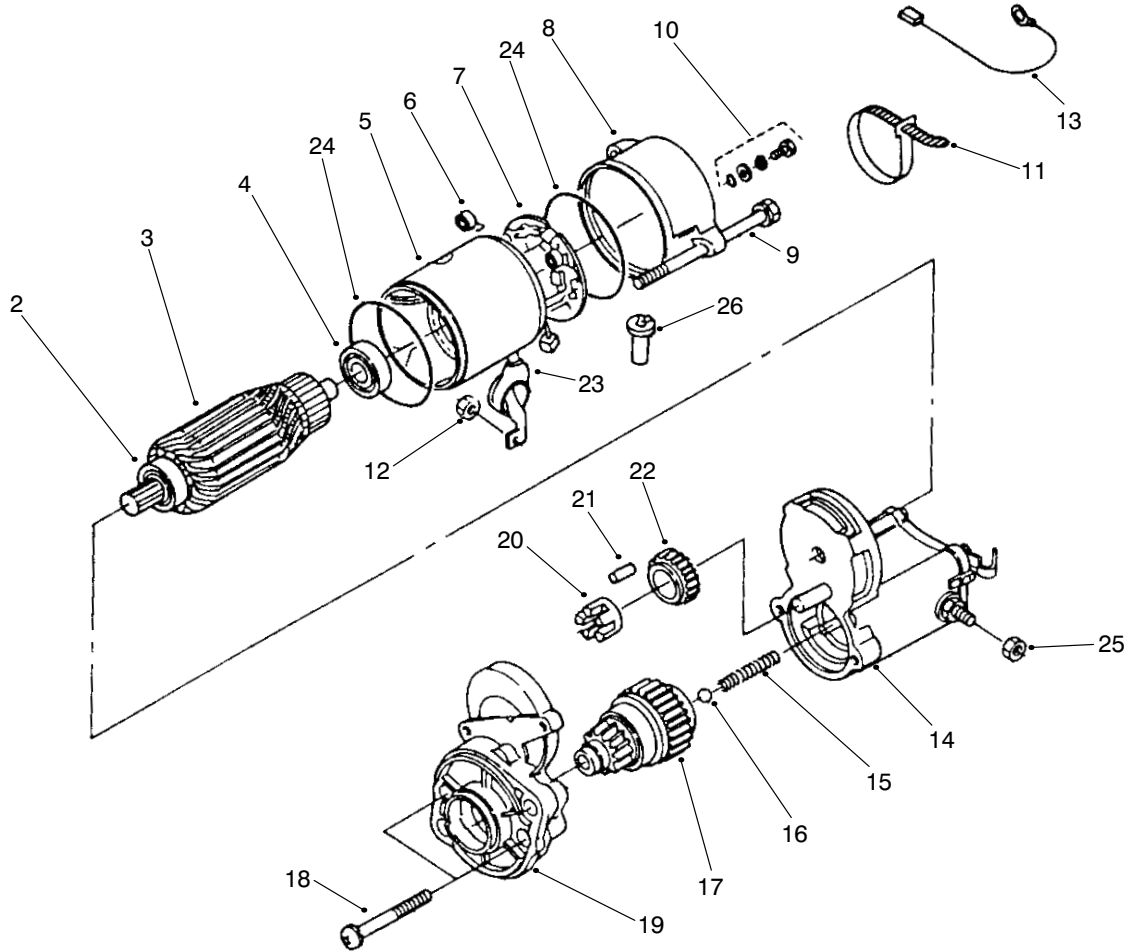


T-2928

STARTER MOUNT ASSEMBLY

Ref. No.	Part No.	Description	No. Used
1	98-7697	Bolt	2
2	98-9705	Asm-Starter	1

Ref. No.	Part No.	Description	No. Used



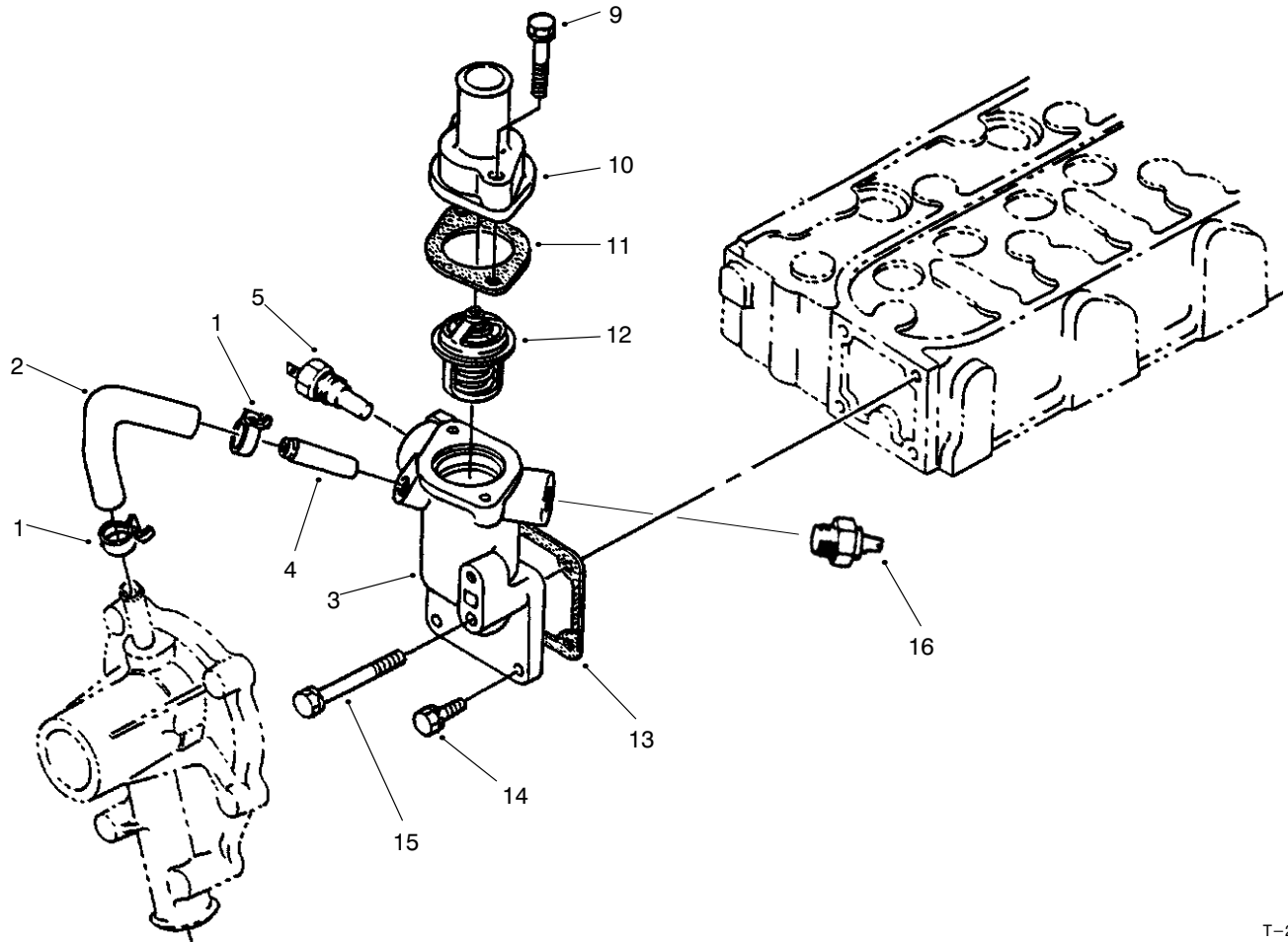
T-3081

STARTER ASSEMBLY

Ref. No.	Part No.	Description	No. Used
2	98-7743	Bearing-Ball	1
3	98-7742	Asm-Armature (Incl. Ref. #2 & 4)	1
4	98-7744	Bearing-Ball	1
5	98-7741	Asm-Yoke	1
6	98-7750	Spring-Brush	4
7	98-7749	Asm-Holder, Brush (Incl. Ref. #6)	1
8	99-8370	Frame-End	1
9	98-9549	Bolt	2
10	98-7758	Asm-Bolt	2
11	98-9712	Band-Cover	1
12	99-8371	Nut-Hex.	1
13	98-9711	Cord-Stop, Solenoid	1
14	99-8372	Asm-Switch, Magnetic	1

Ref. No.	Part No.	Description	No. Used
15	98-7754	Spring	1
16	98-7755	Ball	1
17	99-8373	Clutch	1
18	98-7756	Bolt	2
19	99-8374	Frame-Drive End	1
20	98-7752	Retainer	1
21	98-7753	Roller	5
22	98-7751	Gear	1
23	99-8375	Cover-Cord	1
24	98-7757	O-Ring	2
25	99-8376	Nut	1
26	98-7759	Pipe-Drain	1
*	98-9705	Asm-Starter (Incl. Ref. #2-26)	1

*Not Illustrated

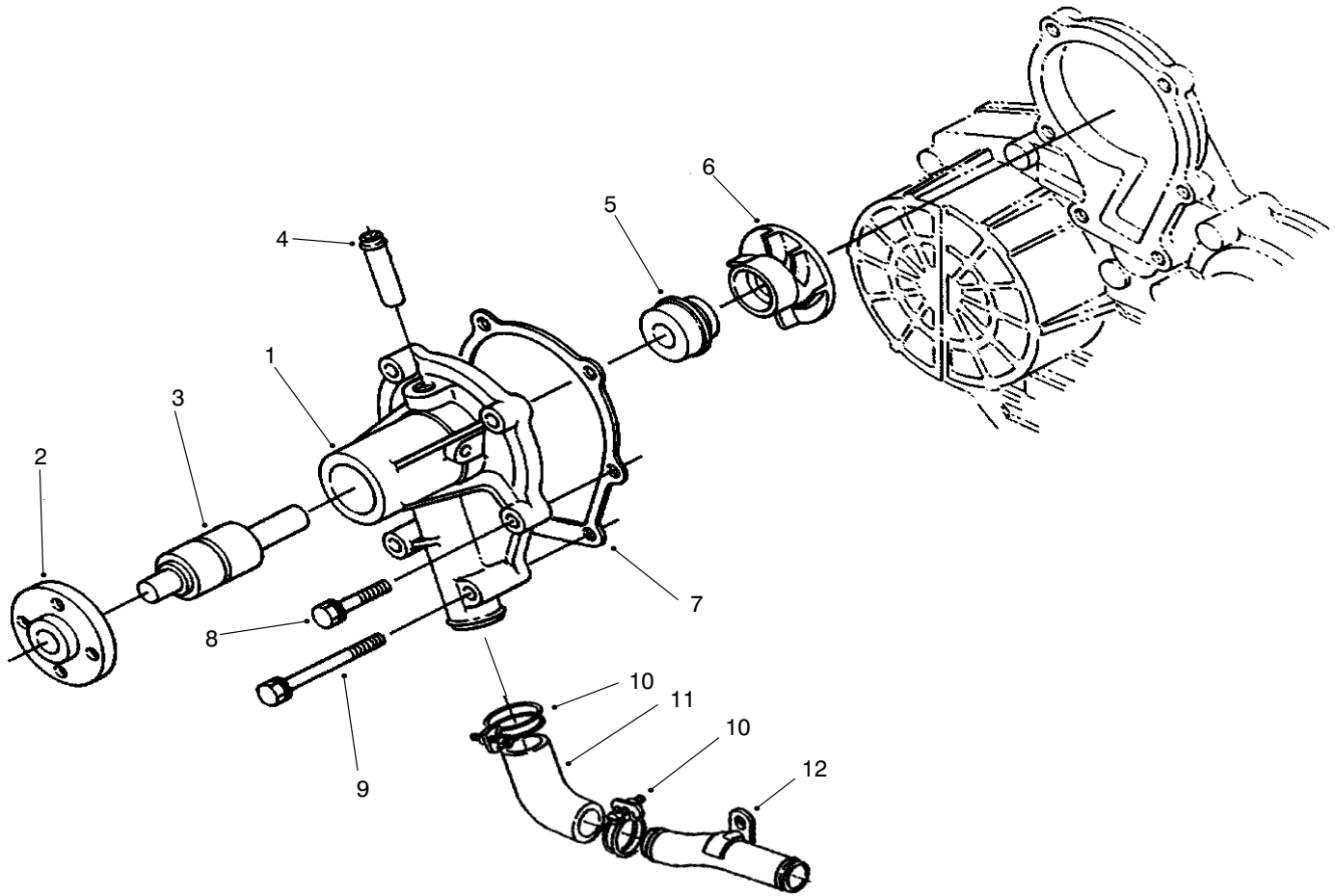


T-2930

WATER FLANGE & THERMOSTAT ASSEMBLY

Ref. No.	Part No.	Description	No. Used
1	98-9579	Band Pipe	2
2	98-9578	Pipe-Return, Water	1
3	98-9713	Asm-Flange, Water (Incl. Ref. #4)	1
4	98-9580	Pipe-Return, Water	1
5	98-9719	Thermostwitch	1
9	98-7777	Bolt	2

Ref. No.	Part No.	Description	No. Used
10	98-9471	Cover-Thermostat	1
11	98-7776	Gasket	1
12	98-7778	Asm-Thermostat	1
13	98-9638	Gasket-Flange, Water	1
14	98-7692	Bolt	3
15	98-9356	Bolt	1
16	98-9346	Switch	1

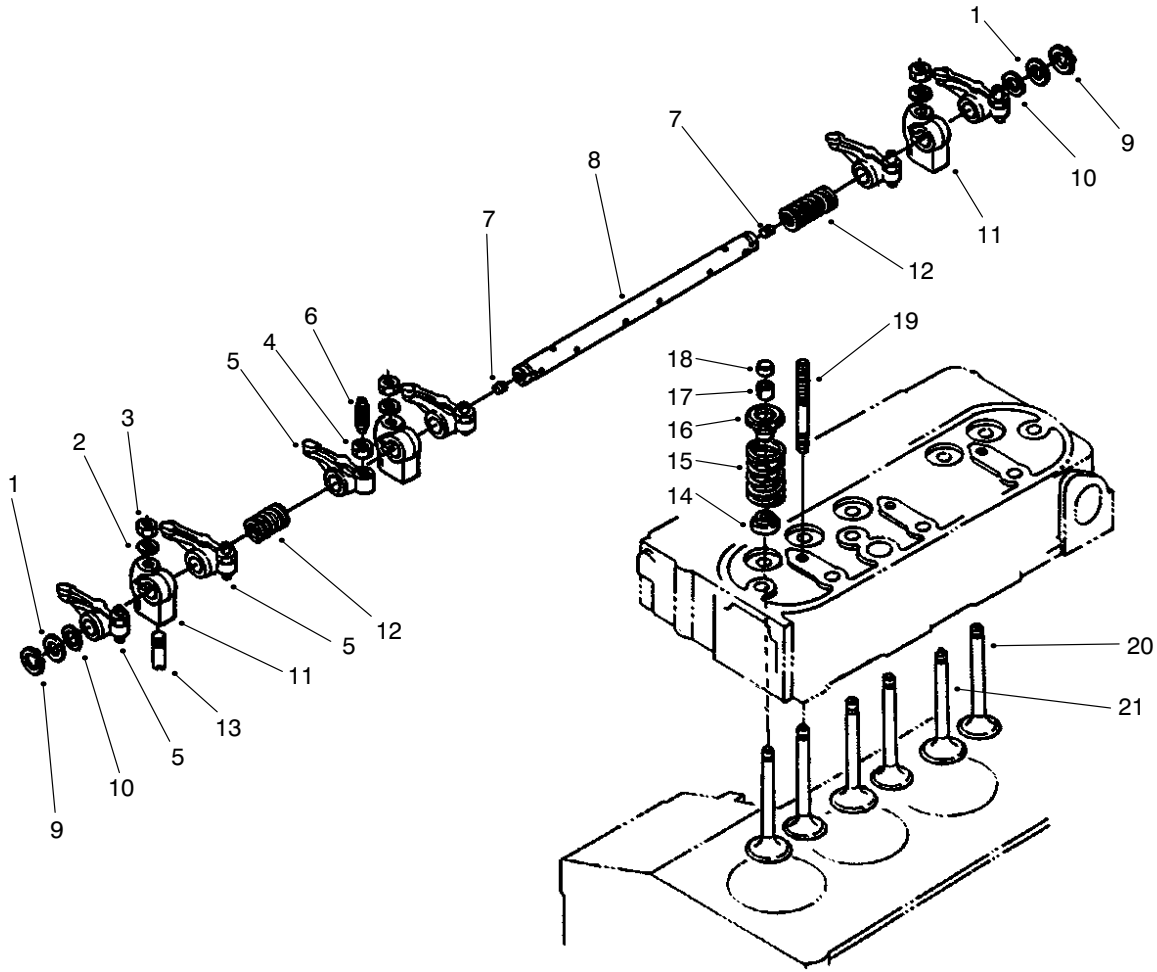


T-2931

WATER PUMP ASSEMBLY

Ref. No.	Part No.	Description	No. Used
1	98-9575	Asm-Pump, Water (Incl. Ref. #2-6)	1
2	98-9582	Flange-Pump, Water	1
3	98-9583	Bearing	1
4	98-9577	Pipe-Return, Water	1
5	98-9576	Asm-Seal	1
6	98-9581	Impeller-Water	1

Ref. No.	Part No.	Description	No. Used
7	98-9632	Gasket-Pump, Water	1
8	98-9353	Bolt	1
9	98-9357	Bolt	4
10	98-9717	Clamp	2
11	98-9574	Pipe-Water	1
12	98-9716	Pipe-Water	1

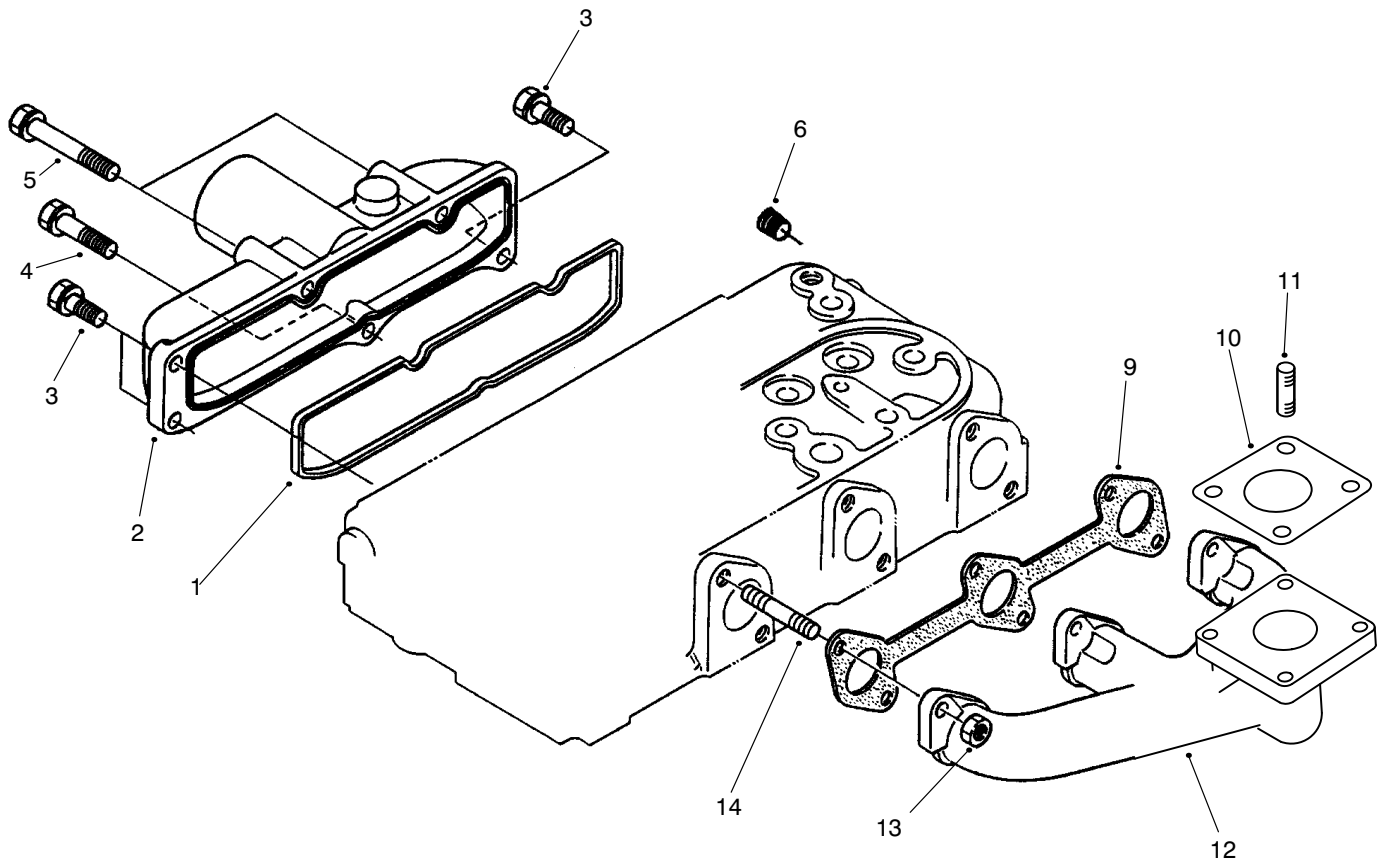


T-2932

VALVE & ROCKER ARM ASSEMBLY

Ref. No.	Part No.	Description	No. Used
1	98-9508	Washer-Shaft, Rocker Arm	2
2	98-9385	Washer-Flat	3
3	98-9393	Nut	3
4	98-9503	Nut	6
5	98-9501	Asm-Arm, Rocker (Incl. Ref. #4 & 6)	6
6	98-9502	Screw-Adjusting	6
7	98-9365	Screw-Set	2
8	98-9612	Asm-Shaft, Rocker Arm (Incl. Ref. #7)	1
9	98-9370	Clip-Circular, External	2
10	98-9507	Washer-Shaft, Rocker Arm	2

Ref. No.	Part No.	Description	No. Used
11	98-9505	Bracket-Rocker Arm	3
12	98-9504	Spring-Rocker Arm	2
13	98-9391	Screw-Set	1
14	99-8385	Seal-Valve Stem	6
15	98-9648	Spring-Valve	6
16	98-9498	Retainer-Valve Spring	6
17	98-9390	Collet-Valve Spring Set	6
18	98-9497	Cap-Valve	6
19	98-9506	Stud	3
20	98-9495	Valve-Exhaust	3
21	98-9494	Valve-Inlet	3

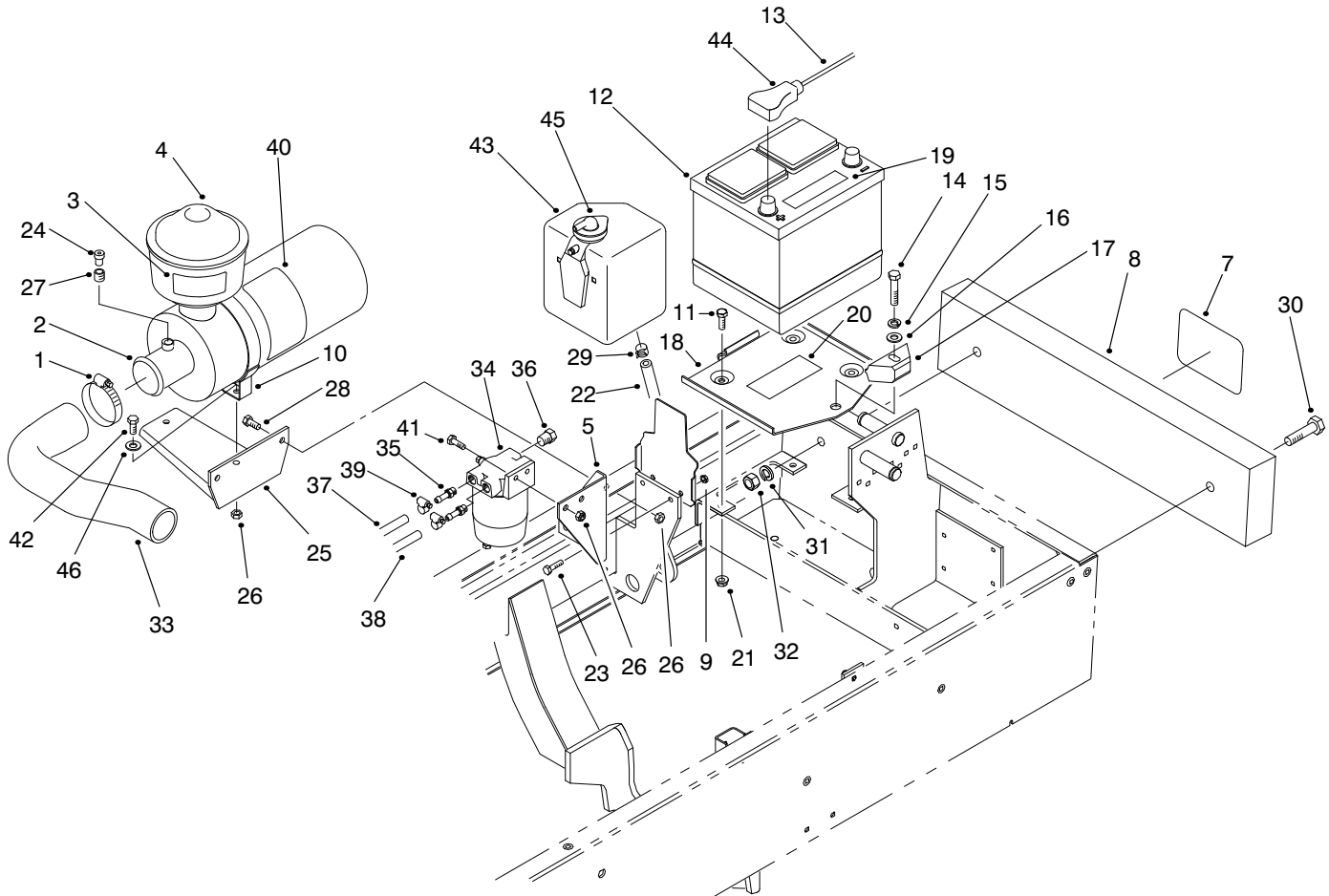


T-2925

EXHAUST MANIFOLD & GASKET ASSEMBLY

Ref. No.	Part No.	Description	No. Used
1	98-9609	Gasket-Manifold, Inlet	1
2	98-9608	Manifold-Inlet	1
3	98-7605	Bolt	3
4	98-9353	Bolt	1
5	98-9355	Bolt	2
6	98-9444	Plug	1

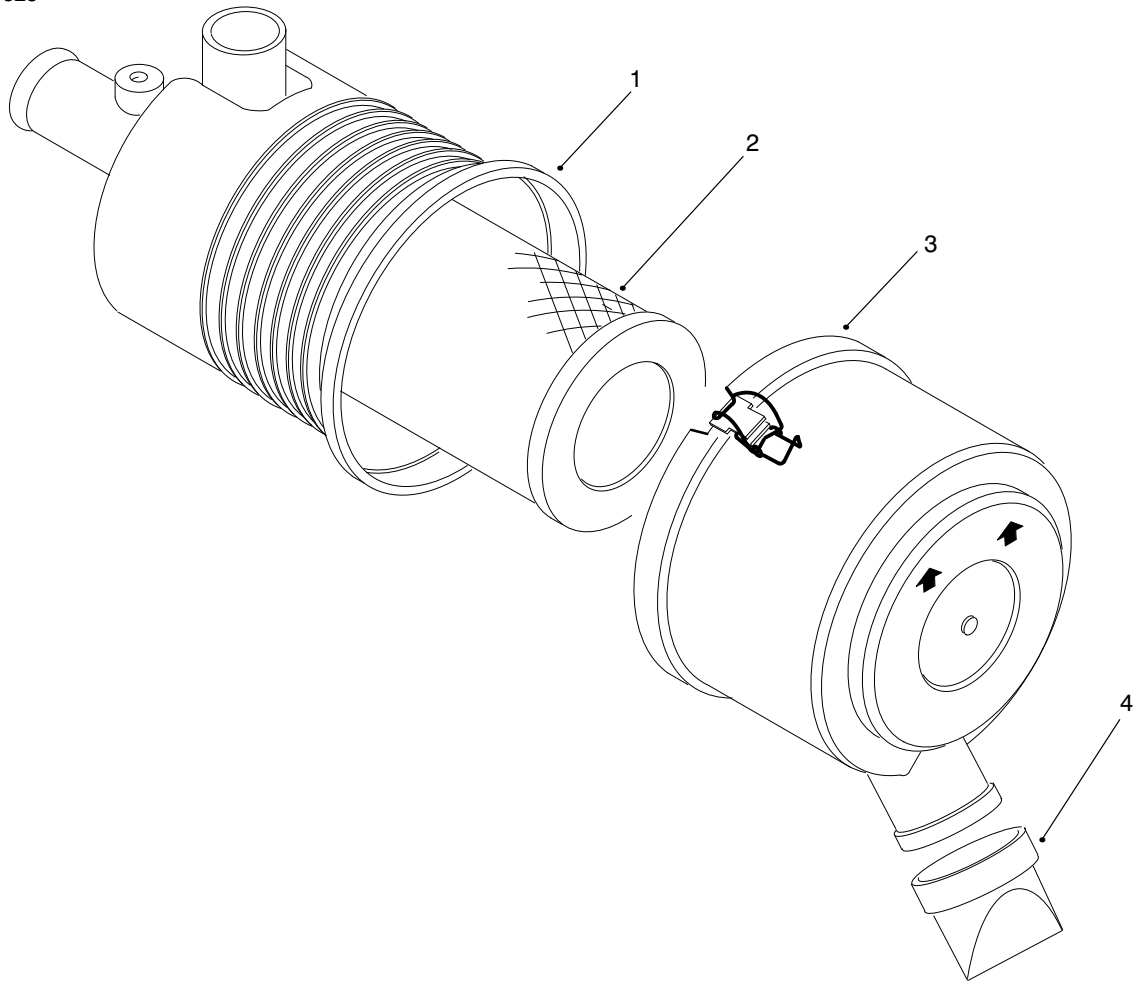
Ref. No.	Part No.	Description	No. Used
9	98-9610	Gasket-Manifold, Exhaust	1
10	99-8343	Gasket-Muffler	1
11	99-8342	Stud	4
12	98-9718	Manifold-Exhaust	1
13	98-9665	Nut	6
14	98-9588	Stud	6



T-2902

ENGINE COMPONENTS ASSEMBLY

Ref. No.	Part No.	Description	No. Used	Ref. No.	Part No.	Description	No. Used
1	2412-42	Clamp-Hose	1	25	98-4518	Bracket-Air Cleaner	1
2	98-4517	Asm-Air Cleaner (Incl. Ref. #40)	1	26	3296-29	Nut-Lock	8
3	93-6692	Decal-Starting Fluid	1	27	94-1416	Asm-Adapter, Indicator	1
4	48-7430	Pre-Cleaner	1	28	322-5	Screw-HH	2
5	98-4578	Bracket-Fuel Filter	1	29	92-2379	Clamp-Hose	1
7	62-5550	Decal-Toro	1	30	325-12	Screw-HH	2
8	75-6680	Bar-Weight	1	31	3253-27	Washer-Lock	2
9	32128-33	Nut-Lock	2	32	3217-9	Nut-Hex.	2
10	98-4525	Bracket-Mount, Air Cleaner	1	33	98-4510	Hose-Air Cleaner	1
11	322-4	Screw-HH	3	34	98-9305	Filter-Water/Fuel Separator	1
12		Battery (Type 26, 530 Amp.)	1	35	353-783	Fitting-Fuel	1
13	98-4599	Asm-Battery Cable (+) (Incl. Ref. #44)	1	36	281-13	Plug-Pipe	2
14	323-9	Screw-HH	1	37	71-3381	Hose-Fuel	1
15	3253-21	Washer-Lock	1	38	95-4275	Hose-Fuel	1
16	3256-24	Washer-Flat	1	39	2412-108	Clamp	4
17	66-2490	Clamp-Battery	1	40	98-9788	Decal-Instructions	1
18	94-7343	Base-Battery	1	40	93-8052	Decal-Instructions (Europe)	1
19	93-6668	Decal-Battery	1	41	3234-29	Screw	2
20	93-7276	Decal-Danger	1	42	322-6	Screw-HH	2
21	32128-20	Nut-Lock	3	43	98-9323	Asm-Expansion Tank (Incl. Ref. #45)	1
22	98-4576	Bracket-Reservoir, Water	1	44	28-1280	Boot-Cable	1
23	321-5	Screw-HH	2	45		Cap-Expansion Tank	1
24	93-9164	Indicator-Service	1	46	3256-24	Washer-Flat	2



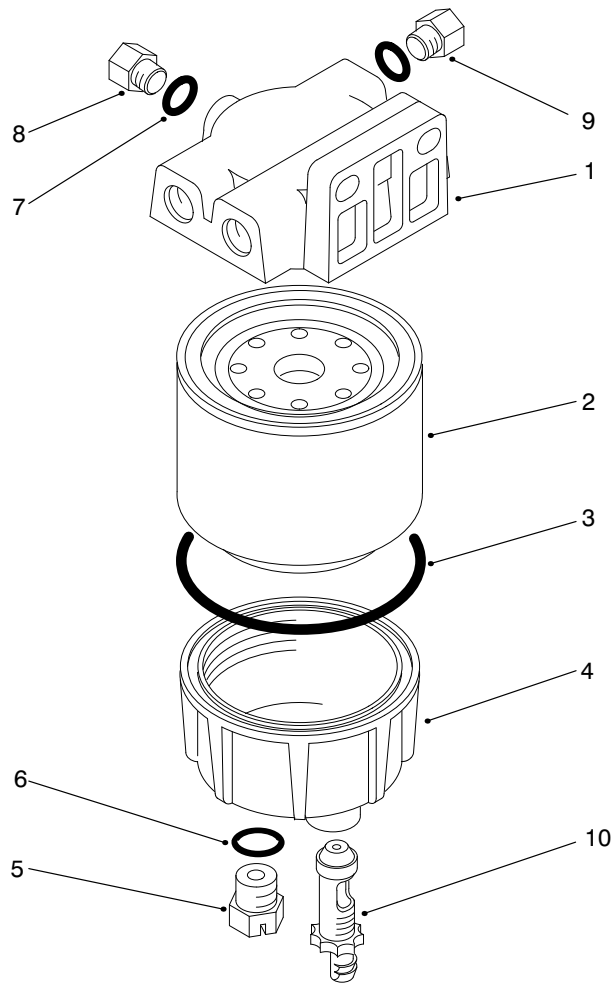
T-2903

AIR CLEANER ASSEMBLY

Ref. No.	Part No.	Description	No. Used
1		Asm - Body	1
2	98-9763	Asm - Element	1

Ref. No.	Part No.	Description	No. Used
3	98-9771	Asm - Cover	1
4	94-1414	Valve - Vacuumator	1

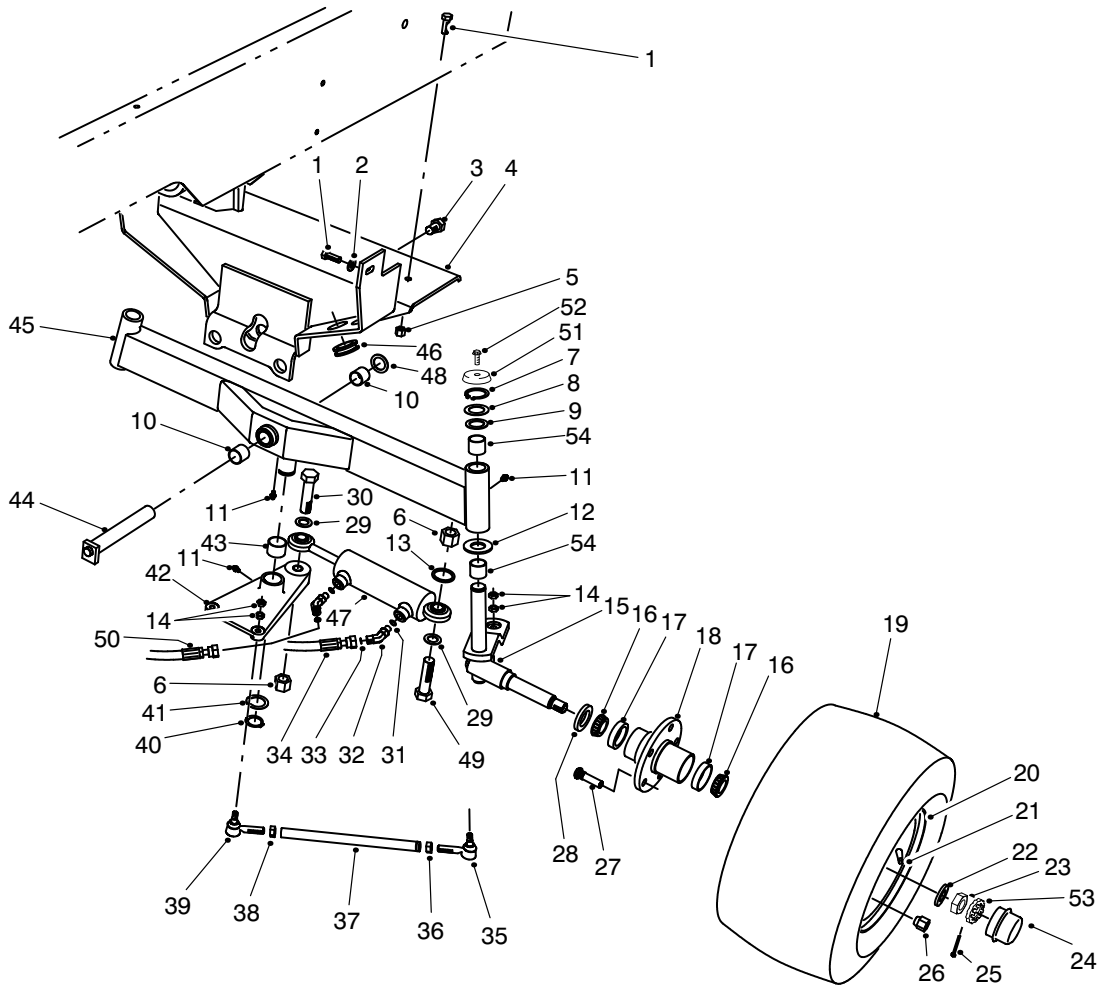
*Not Illustrated
 †Not Serviceable Separately



T-2904

FILTER, WATER/FUEL SEPARATOR ASSEMBLY

Ref. No.	Part No.	Description	No. Used	Ref. No.	Part No.	Description	No. Used
1	98-9772	Head-Filter	1	6	237-42	O-Ring	1
2	98-9764	Element-Spin On	1	7	237-78	O-Ring	1
3	98-9774	O-Ring, Filter Base	1	8	98-9776	Plug-Head, Filter (Incl. Ref. #7)	1
4	98-9775	Base-Filter	1	9	285-22	Plug-Pipe	1
5	98-9773	Plug-Base, Filter (Incl. Ref. #6)	1	10	98-9777	Asm-Valve, Drain	1



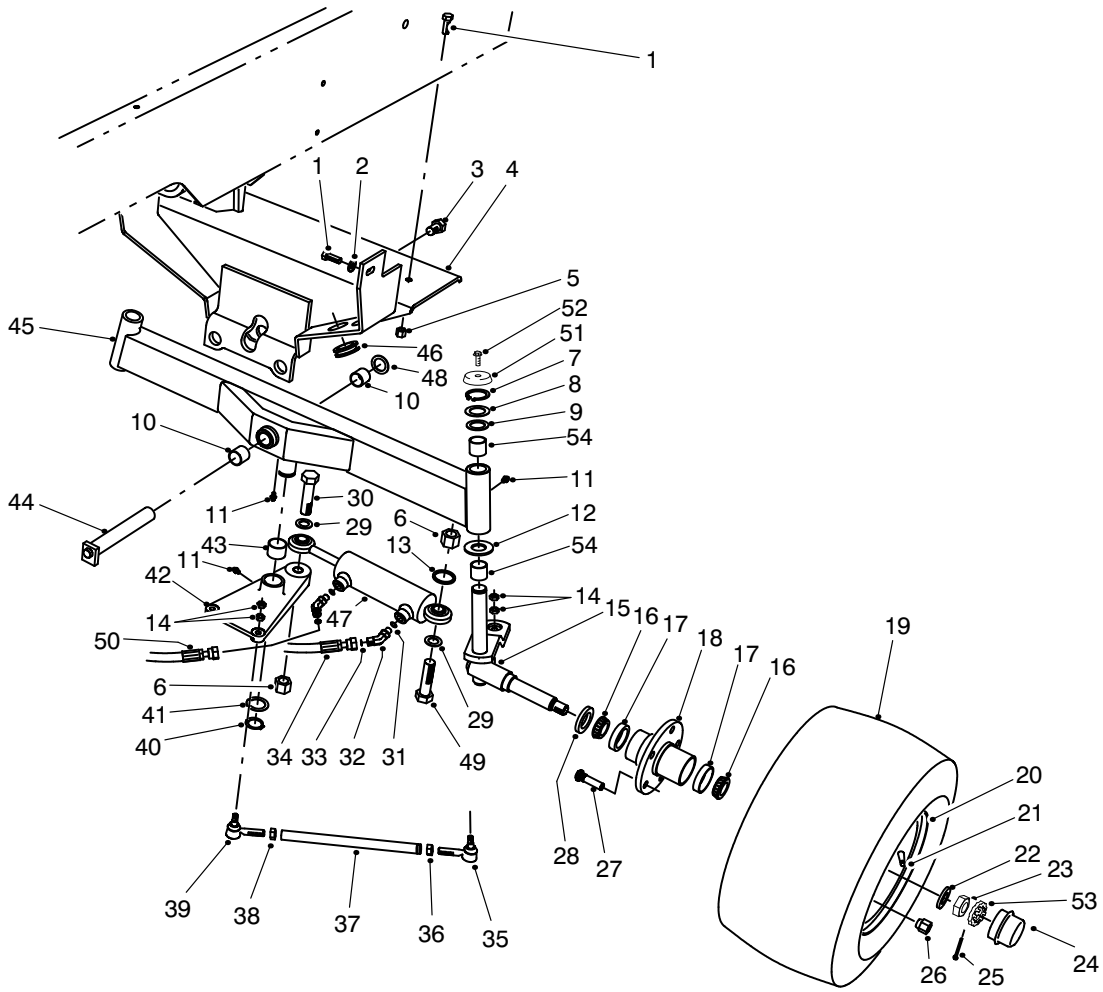
T-1915-2

REAR AXLE ASSEMBLY

Ref. No.	Part No.	Description	No. Used
1	323-7	Screw-HH	4
2	3256-24	Washer-Flat	2
3	327-2	Screw-HH	1
4	93-0064	Support-Rear Axle	1
5	3296-39	Nut-Lock	2
6	32153-6	Nut-Lock	2
7	32151-36	Ring-Retaining	2
8	5-1226	Washer-Shim	5
9	10-8110	Washer-Thrust	2
10	67-1751	Bushing-Sleeve	2
11	302-5	Fitting-Grease	4
12	256-121	Washer-Thrust	2
13	67-7250	Spacer-Cylinder	1
14	3220-3	Nut-Jam	8
15	93-7001	Spindle-Rear LH	1
*	93-7000	Spindle-Rear RH	1
16	254-94	Cone-Bearing	4
17	254-72	Cup-Bearing	4
18	21-2820	Hub-Rear Wheel	2
19	231-141	Tire	2
20	217-121	Rim	2
21	232-35	Stem-Valve	2
22	93-0309	Washer-Tab	2

Ref. No.	Part No.	Description	No. Used
23	3220-7	Nut-Jam	2
24	241-119	Cap-Dust	2
25	3272-13	Pin-Cotter	2
26	242-50	Nut-Lug	10
27	10-6830	Stud-Drive	10
28	253-129	Seal-Grease	2
29	67-9410	Washer-Thrust	2
30	328-25	Screw-HH	1
31	237-78	O-Ring	2
32	340-103	Fitting-Hydraulic 45° (Incl. Ref. #31 & 33)	2
33	237-21	O-Ring	2
34	75-6230	Hose-Hydraulic	1
35	21-0141	Joint-Ball	2
36	3220-5	Nut-Jam	2
37	75-3130	Rod-Tie	2
38	3220-12	Nut-Jam LH Thread	2
39	21-0151	Joint-Ball LH Thread	2
40	32151-77	Ring-Retaining	1
41	76-2980	Washer-Thrust	1
42	75-4410	Asm-Pivot Plate (Incl. Ref. #11 & 43)	1
43	76-2970	Bushing-Sleeve	2

*Not Illustrated

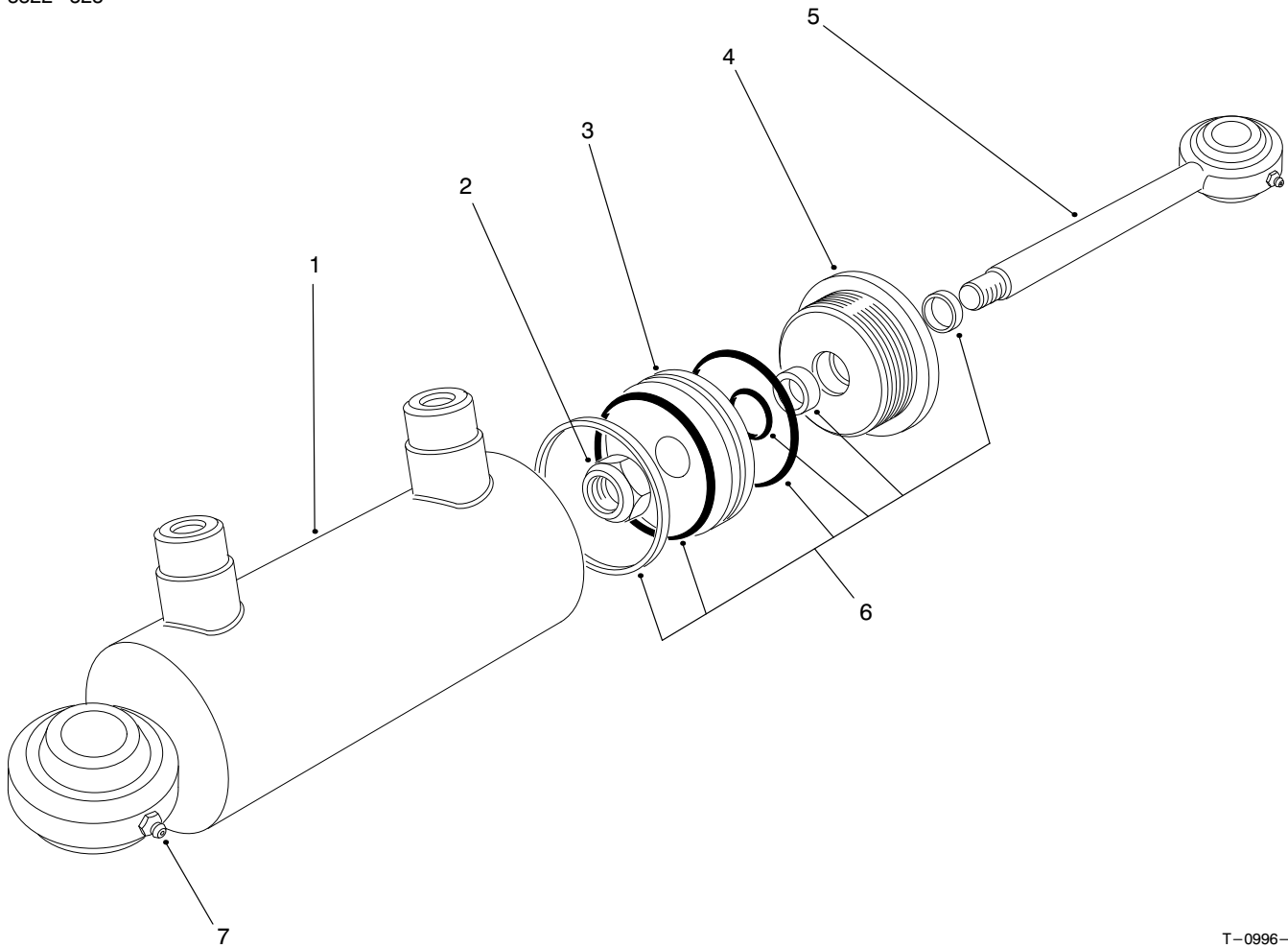


T-1915-2

REAR AXLE ASSEMBLY (Continued)

Ref. No.	Part No.	Description	No. Used
44	75-4180	Pin-Rear Axle Pivot	1
45	75-2900	Asm-Rear Axle (Incl. Ref. #10, 11 & 54)	1
46	237-165	Grommet	2
47	75-1200	Asm-Hydraulic Cylinder	1
49	328-27	Screw-HH	1

Ref. No.	Part No.	Description	No. Used
50	75-6230	Hose-Hydraulic	1
51	66-2990	Cap-Spindle	2
52	3234-13	Screw-Cap Flange Hd.	2
53	93-0307	Retainer	2
54	67-1750	Bushing-Sleeve	4



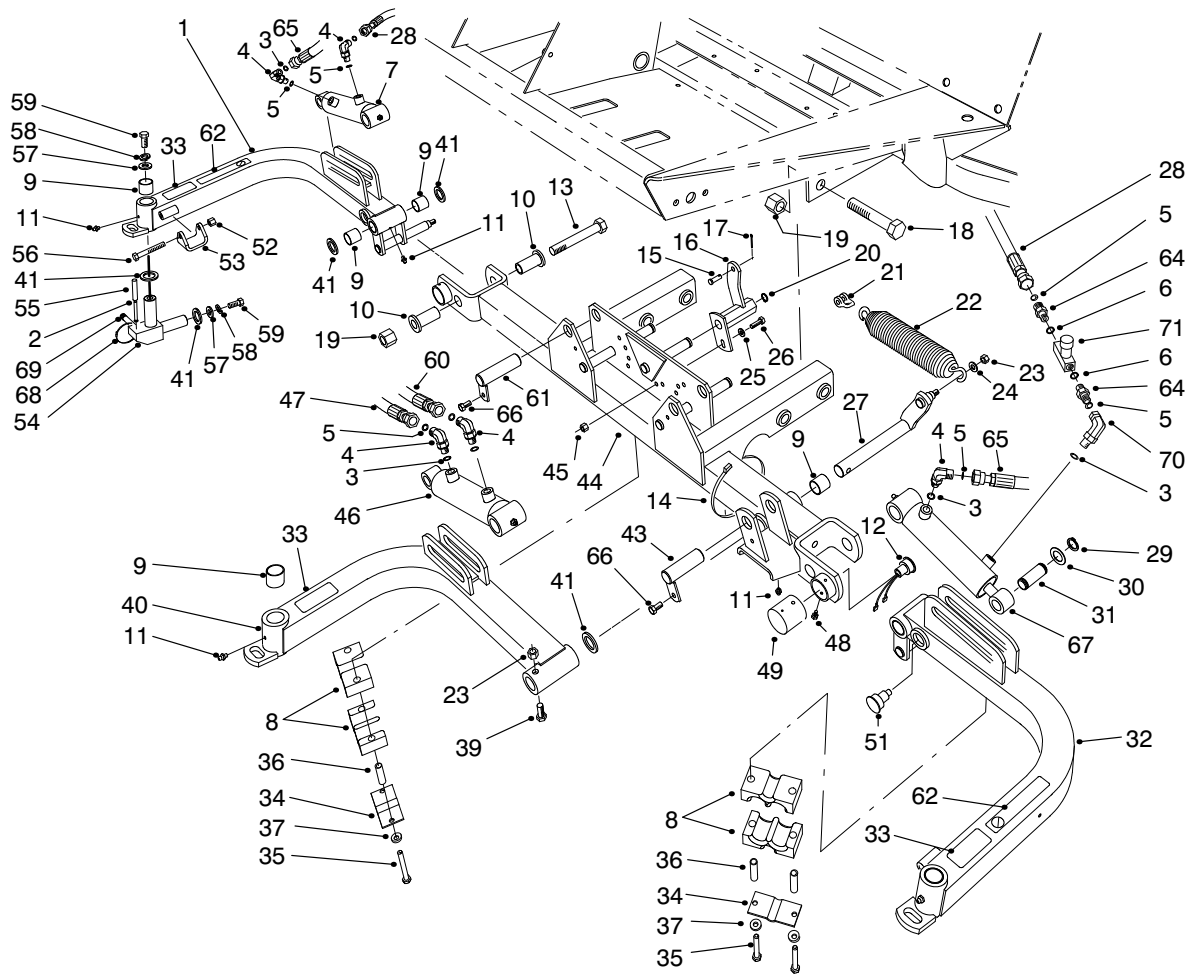
T-0996-1

HYDRAULIC CYLINDER NO. 75-1200

Ref. No.	Part No.	Description	No. Used
†1		Asm-Barrel	1
2	75-1210	Nut-Lock	1
3	75-1220	Piston	1
4	75-1260	Head-Internal	1

Ref. No.	Part No.	Description	No. Used
5	75-1230	Asm-Piston Rod	1
6	75-1250	Seal Kit	1
7	302-5	Fitting-Grease	2

†Not Serviced Separately

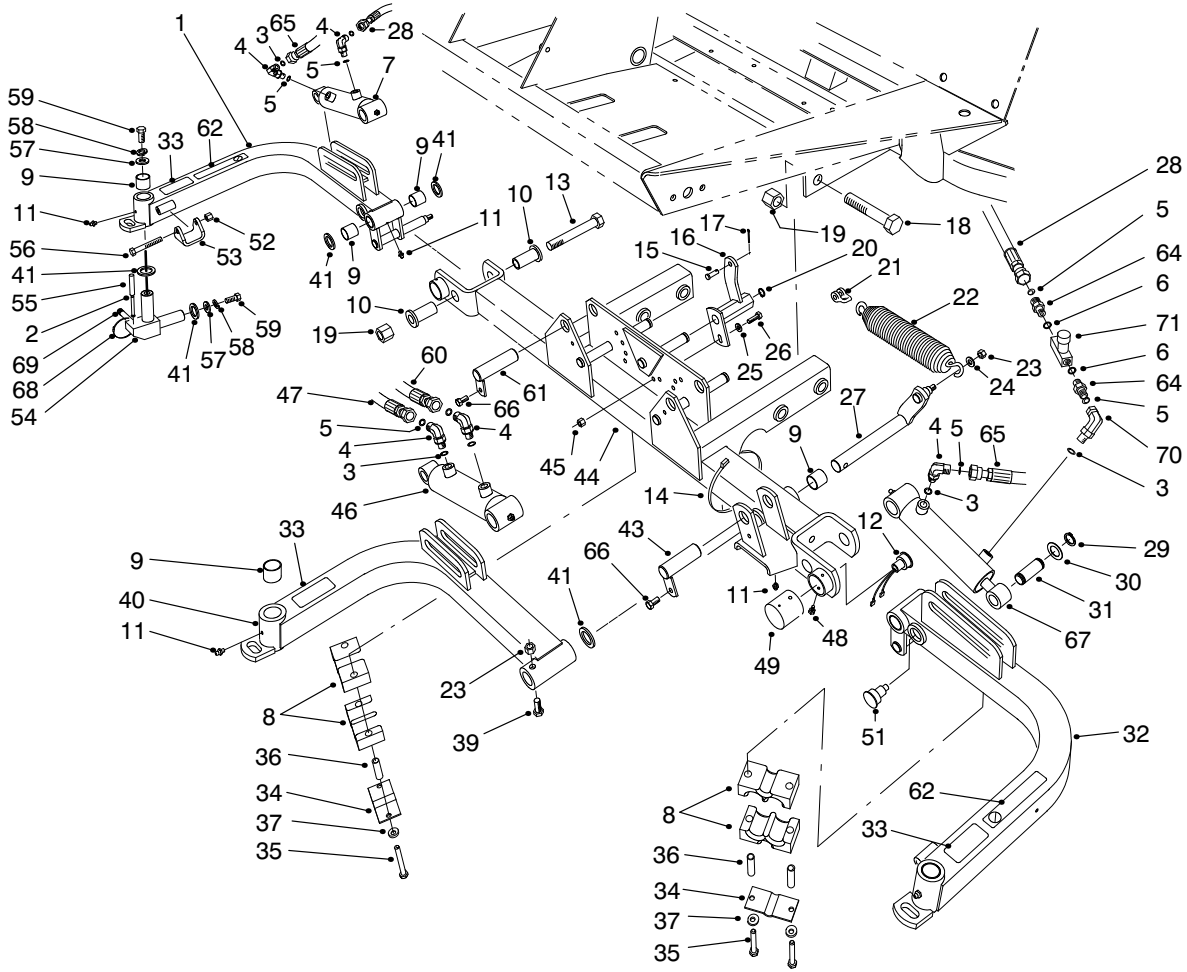


T-1059-6

FRONT LIFT ARMS ASSEMBLY

Ref. No.	Part No.	Description	No. Used	Ref. No.	Part No.	Description	No. Used
1	94-5598	Asm-Lift Arm RH (Incl. Ref. #9 & 11)	1	22	5-0743	Spring-Extension	3
2	32121-27	Pin-Roll	3	23	3296-44	Nut-Lock	4
3	237-78	O-Ring	6	24	3256-24	Washer-Flat	3
4	340-132	Fitting-Hydraulic 90° (Incl. Ref. #3 & 5)	5	25	3256-23	Washer-Flat	3
5	237-21	O-Ring	8	26	322-5	Screw-HH	3
6	237-42	O-Ring	2	27	75-4550	Shaft-Center Arm Pivot	1
7	98-8069	Asm-Hydraulic Cylinder	1	28	75-5890	Hose-Hydraulic	2
8	82-8170	Clamp-Hose	8	29	32120-93	Ring-Retaining	6
9	67-1750	Bushing-Sleeve	12	30	3-6498	Washer-Thrust	6
10	84-8320	Insert-Hinge	4	31	75-5350	Pin-Cylinder Rod End	3
11	302-5	Fitting-Grease	6	32	94-5800	Asm-Lift Arm LH (Incl. Ref. #9 & 11)	1
12	92-8002	Sensor-Reed Switch	1	33	93-6696	Decal-Warning	3
13	328-12	Screw-HH	2	34	93-7961	Clamp-Rubber	3
14	3290-379	Tie-Cable	3	35	322-13	Screw-HH	6
15	283-6	Pin-Clevis	3	36	93-7960	Spacer	6
16	75-5210	Bracket-Spring Center	1	37	3256-70	Washer-Flat	6
*	75-5200	Bracket-Spring RH	1	39	323-11	Screw-HH	1
*	75-5220	Bracket-Spring LH	1	40	94-5802	Asm-Lift Arm, Center (Incl. Ref. #9 & 11)	1
17	3272-10	Pin-Cotter	3	41	256-115	Washer-Thrust	11
18	328-7	Screw-HH	4	43	83-6790	Pin-Cylinder (Short)	1
19	3296-51	Nut-Lock	6	44	94-5808	Asm-Carrier Frame (Incl. Ref. #9 & 11)	1
20	32151-48	Ring-Retaining	3	45	3296-29	Nut-Lock	3
21	282-4	Clevis-Spring	3				

*Not Illustrated



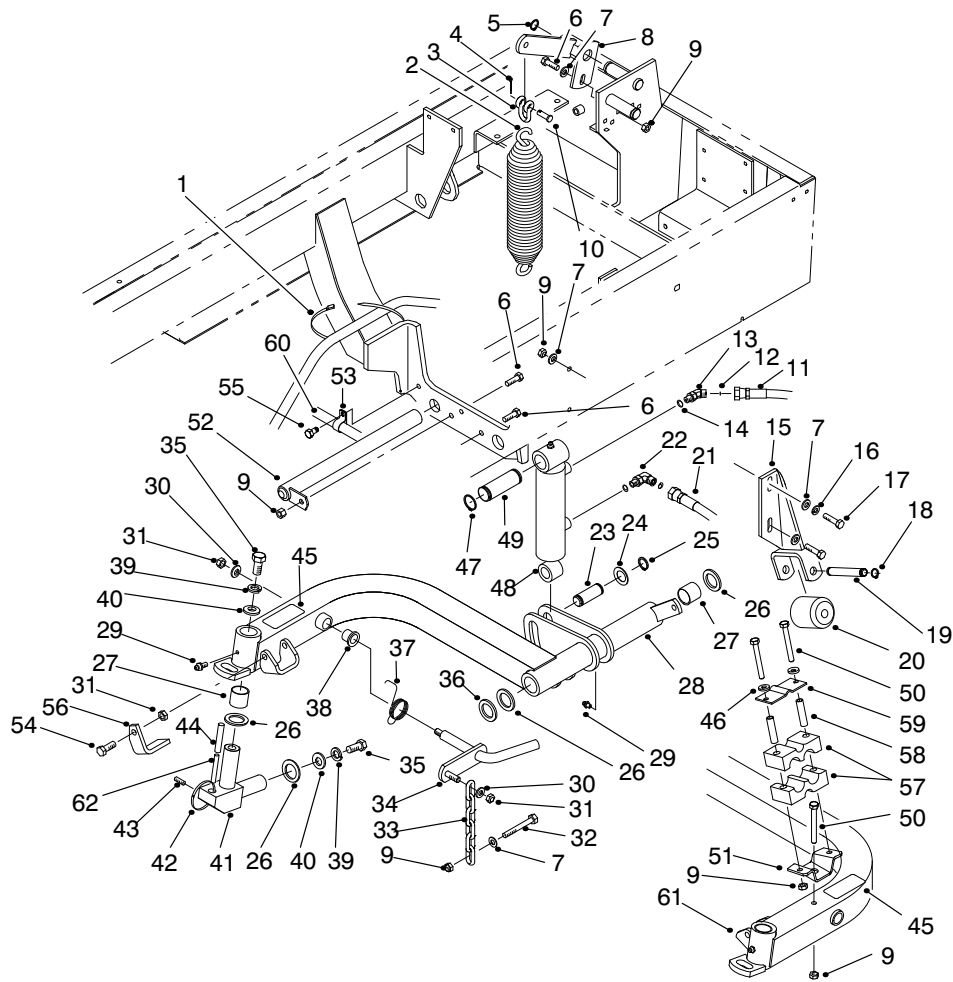
T-1059-6

FRONT LIFT ARMS ASSEMBLY (Continued)

Ref. No.	Part No.	Description	No. Used
46	93-9310	Asm-Hydraulic Cylinder	1
47	75-5900	Hose-Hydraulic	1
48	32104-76	Screw-Thread Forming	2
49	75-6370	Cover-Sensor	1
51	92-8754	Actuator-Reed Switch	1
52	3296-39	Nut-Lock	2
53	75-5410	Bracket-Arm	2
54	75-3010	Joint-Arm	3
55	32121-122	Pin-Roll	3
56	323-12	Screw-HH	2
57	3256-6	Washer-Flat	6
58	3253-7	Washer-Lock	6
59	325-4	Screw-HH	6
60	75-5910	Hose-Hydraulic	1
61	83-6780	Pin-Cylinder (Long)	2

Ref. No.	Part No.	Description	No. Used
62	93-6687	Decal-No Step	2
64	340-1	Fitting-Straight (Incl. Ref. #5 & 6)	2
65	82-6490	Hose-Hydraulic	1
66	32144-14	Screw-Self Tapping	3
67	98-8068	Hydraulic Cylinder Asm.	1
68	3290-378	Tie-Cable	5
69	92-9097	Set Screw	3
70	340-143	Fitting-Hydraulic 90° (Incl. Ref. #3)	1
71	98-9742	Valve-Flow Control	1
*	93-6688	Decal-Hands/Feet (Mounted on Cutting Unit Frames)	3

* Not Illustrated

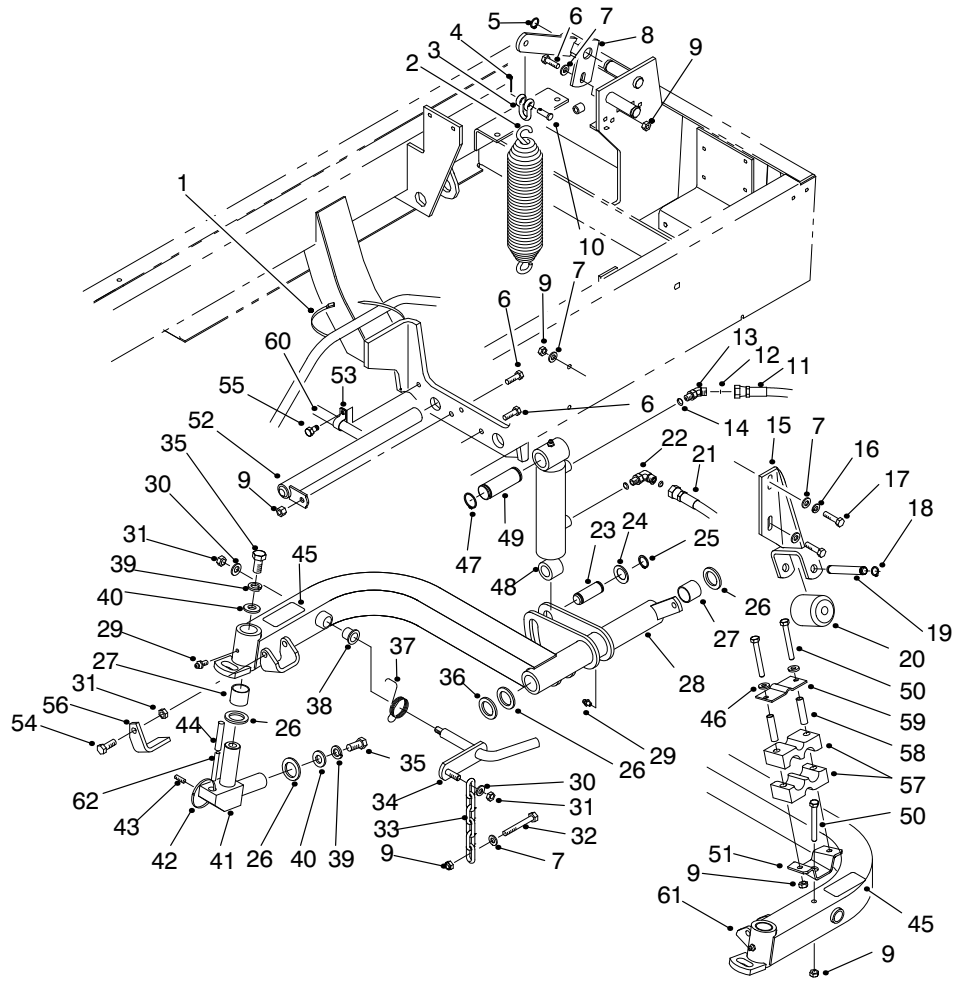


T-1880-4

REAR LIFT ARMS ASSEMBLY

Ref. No.	Part No.	Description	No. Used	Ref. No.	Part No.	Description	No. Used
1	3290-379	Tie-Cable	4	23	75-5350	Pin-Cylinder Rod End	2
2	5-0743	Spring-Counterbalance	2	24	3-6498	Washer-Thrust	4
3	282-4	Clevis-Spring	2	25	32120-93	Ring-Retaining	4
4	3272-10	Pin-Cotter	2	26	256-115	Washer-Thrust	8
5	32151-48	Ring-Retaining	2	27	67-1750	Bushing-Sleeve	8
6	322-5	Screw-HH	3	28	94-5596	Lift Arm Asm- Rear RH (Incl. Ref. #27, 29 & 38)	1
7	3256-23	Washer-Flat	10	29	302-5	Fitting-Grease	4
8	98-4548	Bracket-Spring Rear RH	1	30	3256-24	Washer-Flat	4
*	98-4536	Bracket-Spring Rear LH	1	31	3296-39	Nut-Lock	6
9	3296-29	Nut-Lock	11	32	322-12	Screw-HH	2
10	283-6	Pin-Clevis	2	33	5-1096	Chain-Cutting Unit	2
11	75-6070	Hose-Hydraulic (Cap)	1	34	75-4590	Rod-Pivot	2
12	237-78	O-Ring	4	35	325-4	Screw-HH	4
13	340-103	Fitting-Hydraulic 45° (Incl. Ref. #12 & 14)	1	36	93-0142	Bushing-Straight	2
14	237-21	O-Ring	4	37	75-4520	Spring-Torsion RH	1
15	75-3810	Bracket-Roller	2	*	75-4530	Spring-Torsion LH	1
16	3253-4	Washer-Lock	2	38	256-287	Bushing-Flange	4
17	322-6	Screw-HH	4	39	3253-7	Washer-Lock	4
18	32151-61	Ring-Retaining	4	40	3256-6	Washer-Flat	4
19	75-5400	Shaft-Roller	2	41	75-3010	Joint-Arm	2
20	75-5390	Roller	2	42	3290-378	Tie-Cable	2
21	75-6180	Hose-Hydraulic RH (Rod)	2	43	92-9097	Set Screw	2
*	75-6080	Hose-Hydraulic LH (Rod)	1	44	32121-122	Pin-Roll	2
22	340-132	Fitting-Hydraulic 90° (Incl. Ref. #12 & 14)	3				

*Not Illustrated



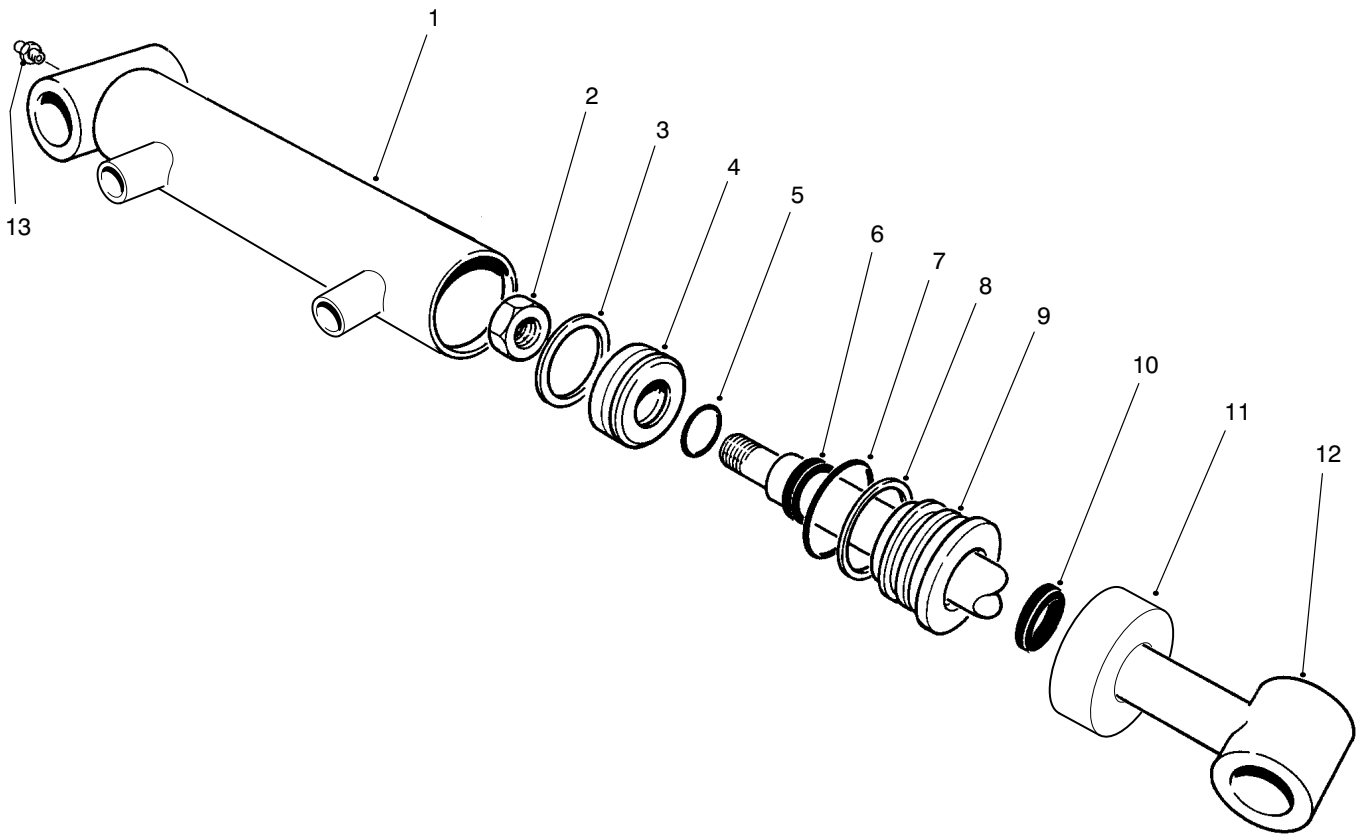
T-1880-4

REAR LIFT ARMS ASSEMBLY (Continued)

Ref. No.	Part No.	Description	No. Used
45	93-6696	Decal-Warning	2
46	3256-70	Washer-Plain	2
47	32151-36	Ring-Retaining	4
48	93-9311	Asm-Hydraulic Cylinder	2
49	75-5360	Pin-Cylinder Cap End	2
50	322-13	Screw-HH	3
51	94-4919	Bracket-Clamp, Hose	1
52	93-0069	Pin-Pivot	2
54	323-6	Screw-HH	2
56	93-3640	Stop-Reel RH	1

Ref. No.	Part No.	Description	No. Used
*	83-5170	Stop-Reel LH	1
57	82-8170	Clamp	2
58	93-7960	Spacer	2
59	93-7961	Clamp	1
61	94-5594	Lift Arm Asm- Rear LH (Incl. Ref. #27, 29 & 38)	1
62	32121-27	Pin-Roll	2
*	93-6688	Decal-Hands/Feet (Mounted on Cutting Unit Frames)	2

*Not Illustrated



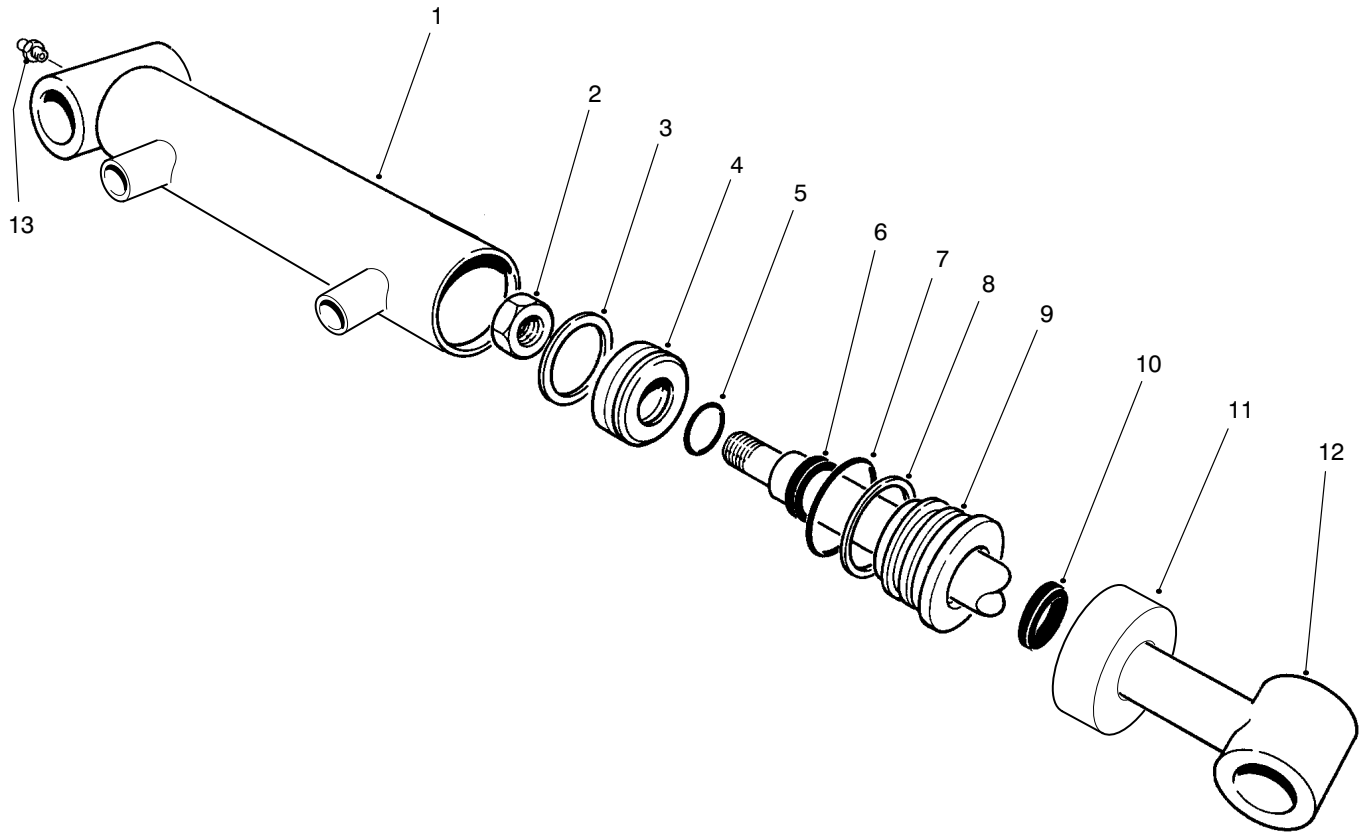
T-2114-2

HYDRAULIC CYLINDER NO. 93-9311

Ref. No.	Part No.	Description	No. Used
†1	93-9313	Asm-Barrel	1
2	32152-10	Nut	1
†3		Uni-ring	1
4	70-2780	Piston	1
†5		O-Ring	1
†6		Seal-Rod	1
†7		O-Ring	1
†8		Backup	1

Ref. No.	Part No.	Description	No. Used
9	93-7990	Head	1
†10		Seal-Dust	1
11	93-7991	Collar	1
12	75-3790	Shaft and Tube	1
13	302-5	Fitting-Grease	1
*	86-7330	Seal Repair Kit (Incl. Ref. #3, 5-8 & 10)	1

*Not Illustrated
†Not Serviced Separately



T-2114-2

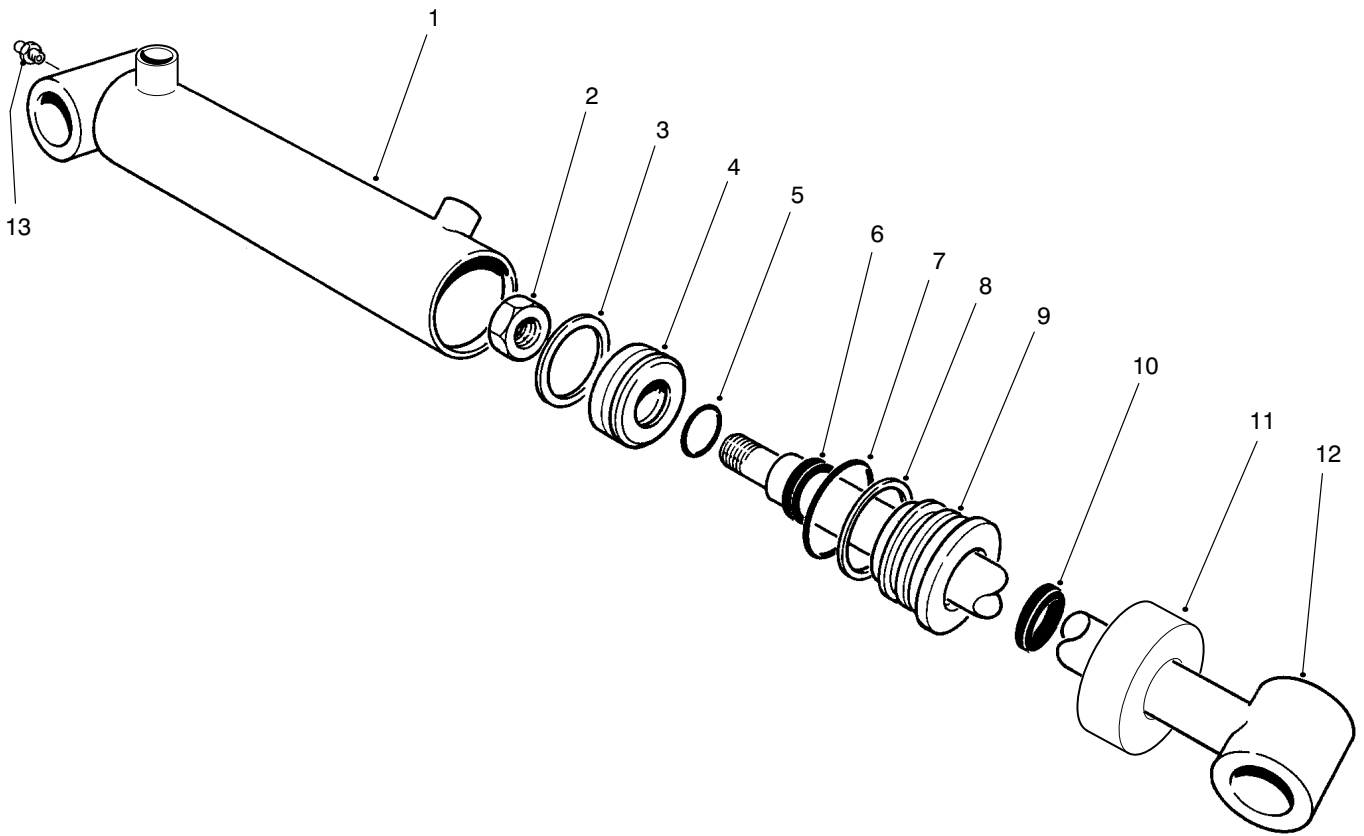
HYDRAULIC CYLINDER NO. 93-9310

Ref. No.	Part No.	Description	No. Used
1	93-9312	Asm-Barrel	1
2	32152-10	Nut	1
†3		Uni-ring	1
4	70-2780	Piston	1
†5		O-Ring	1
†6		Seal-Rod	1
†7		O-Ring	1
†8		Backup	1

Ref. No.	Part No.	Description	No. Used
9	93-7990	Head	1
†10		Seal-Dust	1
11	93-7991	Collar	1
12	75-3790	Shaft and Tube	1
13	302-5	Fitting-Grease	1
*	86-7330	Seal Repair Kit (Incl. Ref. #3, 5-8 & 10)	1

*Not Illustrated

†Not Serviced Separately



T-2115-1

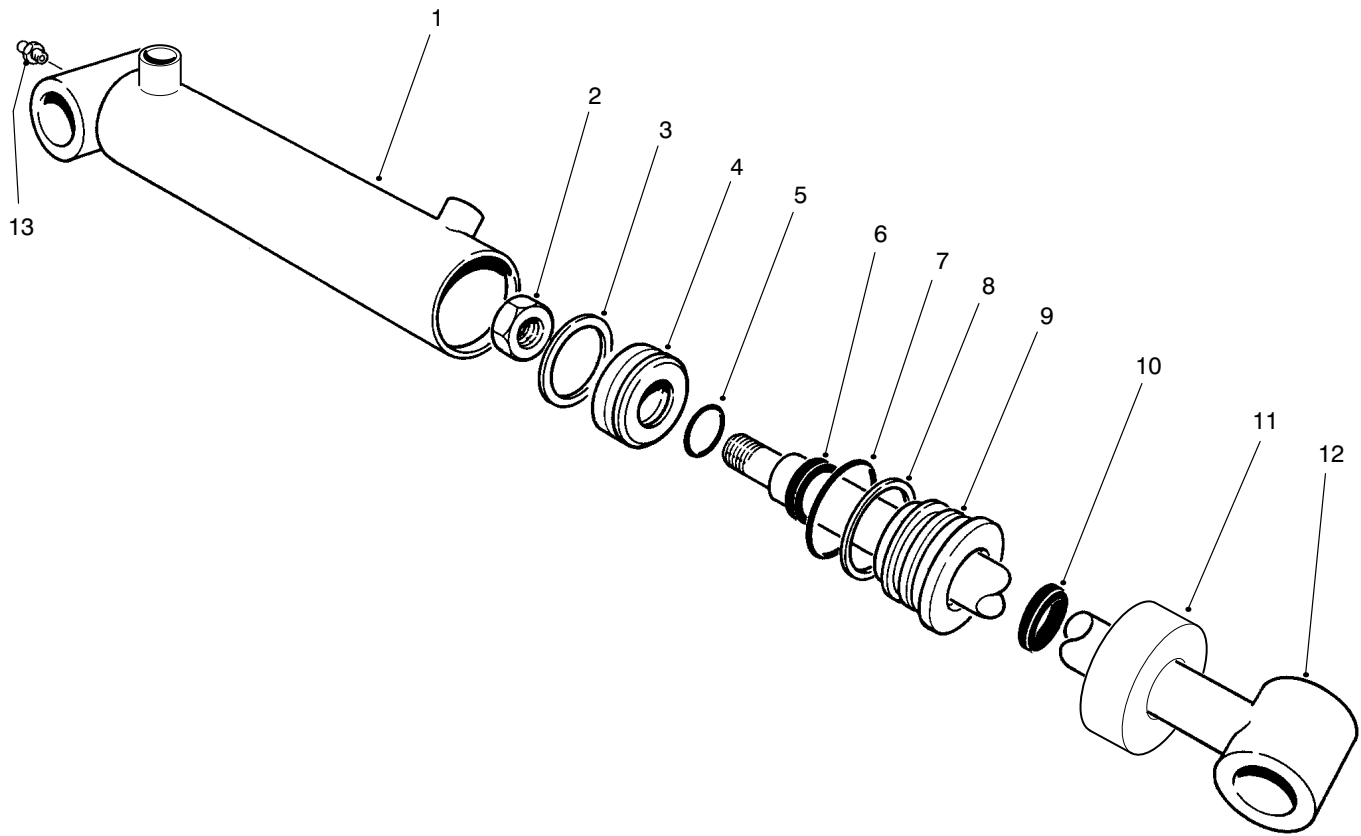
HYDRAULIC CYLINDER NO. 98-8069

Ref. No.	Part No.	Description	No. Used
1	93-7558	Asm-Barrel	1
2	32152-10	Nut	1
†3		Uni-ring	1
4	84-1710	Piston	1
†5		O-Ring	1
†6		Seal-Rod	1
†7		O-Ring	1
†8		Backup	1

Ref. No.	Part No.	Description	No. Used
9	98-7354	Head	1
†10		Seal-Dust	1
11	93-7994	Collar	1
12	84-1740	Shaft and Tube	1
13	302-5	Fitting-Grease	1
*	84-1760	Seal Repair Kit (Incl. Ref. #3, 5-8 & 10)	1

*Not Illustrated

†Not Serviced Separately



T-2115-1

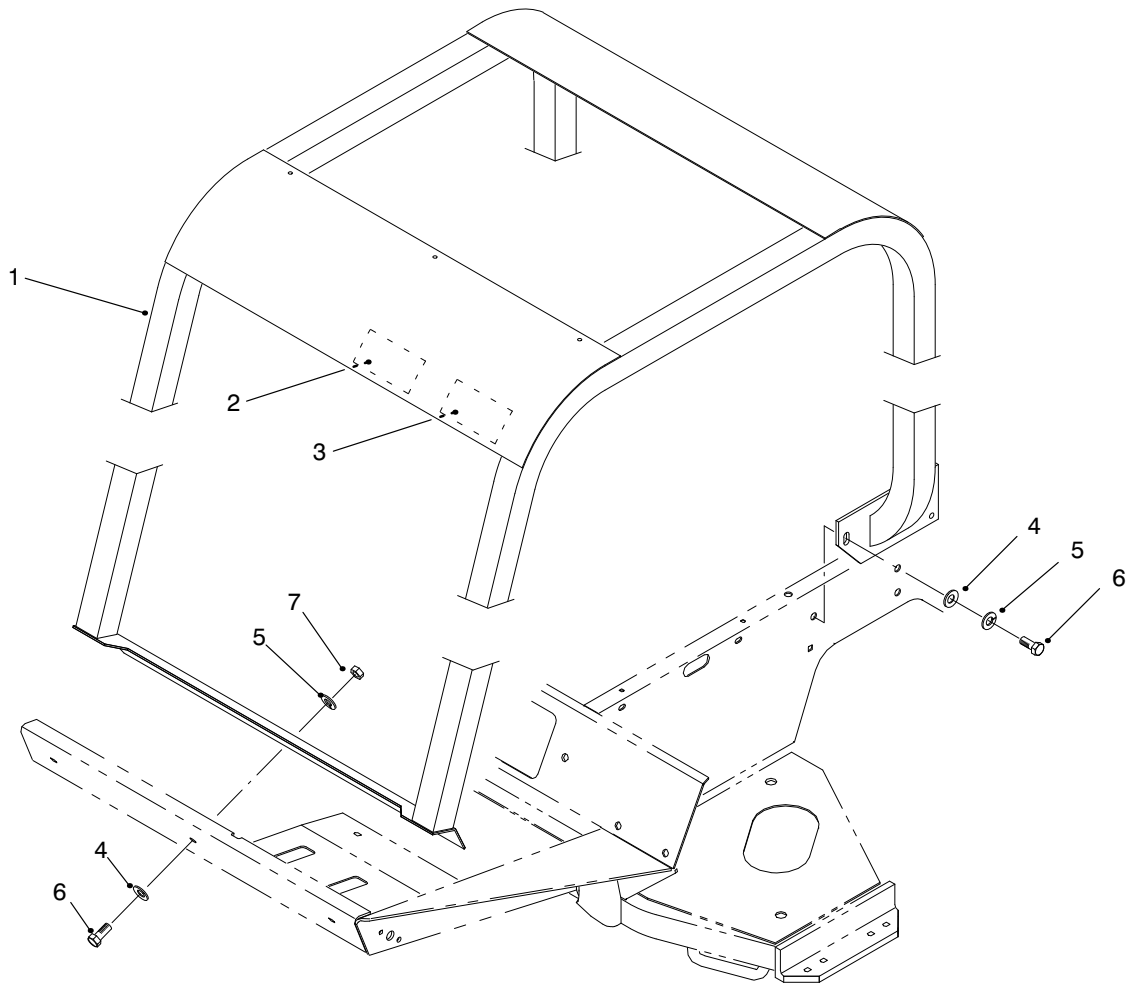
HYDRAULIC CYLINDER NO. 98-8068

Ref. No.	Part No.	Description	No. Used
1	93-7557	Asm-Barrel	1
2	32152-10	Nut	1
†3		Uni-ring	1
4	70-2780	Piston	1
†5		O-Ring	1
†6		Seal-Rod	1
†7		O-Ring	1
†8		Backup	1

Ref. No.	Part No.	Description	No. Used
9	98-7353	Head	1
†10		Seal-Dust	1
11	93-7991	Collar	1
12	75-2120	Shaft and Tube	1
13	302-5	Fitting-Grease	1
*	86-7330	Seal Repair Kit (Incl. Ref. #3, 5-8 & 10)	1

*Not Illustrated

†Not Serviced Separately



T-1959-1

ROLL OVER PROTECTION SYSTEM (R.O.P.S.) (Optional)

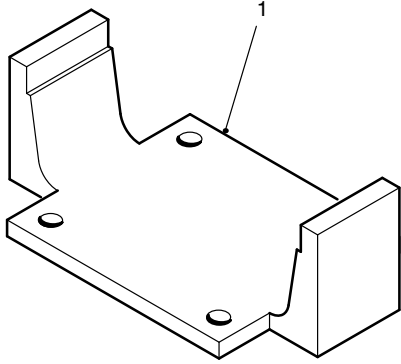
Ref. No.	Part No.	Description	No. Used
1	83-7410	Roll-Bar	1
2	85-9980	Decal-R.O.P.S.	1
2	93-8073	Decal-R.O.P.S. (Europe)	1
3	83-7430	Decal-Danger	1
3	93-8050	Decal-Danger (Europe)	1
3	84-4300	Decal-Danger (Japan)	1
4	3256-26	Washer-Flat	9

Ref. No.	Part No.	Description	No. Used
5	3253-7	Washer-Lock	9
6	325-5	Screw-HH	9
7	3217-9	Nut-Lock	3
*	21-4191	Asm-Seat Belt	1
*	3212-4	Screw-HH	2
*	3253-6	Washer-Lock	2

*Not Illustrated

SPECIAL TOOLS

AXLE TOOL NO. *TOR859920



T-1325-1

Ref. No.	Part No.	Description	No. Used
1		Tool-Axle	1

*Obtain these items directly from OTC 2013 4th St. Owatonna, MN. 55060 1-800-533-0492
(in Minnesota and Canada 1-507-455-7050) Fax. 507-455-7011.

TORO PART NUMBER INDEX

3322-528

Part No.	Description	Pg. No.	Ref. No.	Qty.	Part No.	Description	Pg. No.	Ref. No.	Qty.
3-6498	Washer-Thrust	30	22	2	43-6810	Spider-Torque	28	5	2
3-6498	Washer-Thrust	73	24	4	44-2210	Asm-Lights, Warning	4	32	1
3-6498	Washer-Thrust	71	30	6	46-6550	Connector-Fuel, Elbow 90°	22	19	1
3-6657	Clamp-Cable	7	29	1	46-6560	Grommet	22	20	2
3-6657	Clamp-Cable	37	51	1	46-8091	Screw-HH	1	7	4
5-0652	Spacer	6	42	1	47-0110	Spacer-Spindle	36	6	1
5-0743	Spring-Counterbalance	73	2	2	48-7430	Pre-Cleaner	65	4	1
5-0743	Spring-Extension	71	22	3	48-7890	Nut-Hex.	36	22	1
5-1096	Chain-Cutting Unit	73	33	2	49-6440	Plate-Traction Pedal	6	11	1
5-1226	Washer-Shim	68	8	5	57-6390	Nut-Lock	36	24	1
10-6830	Stud-Drive	68	27	10	61-2790	Screen-Filler	14	3	1
10-8110	Washer-Thrust	68	9	2	62-5550	Decal-TORO	1	1	1
21-0141	Joint-Ball	68	35	2	62-5550	Decal-Toro	65	7	1
21-0151	Joint-Ball LH Thread	68	39	2	62-7400	Decal-TORO	1	16	1
21-2820	Hub-Rear Wheel	68	18	2	62-7650	Gasket-Sending Unit	22	6	1
21-4191	Asm-Seat Belt	79	*	1	63-6890	Hinge-Hood RH	1	17	1
21-7670	Case-Differential	27	33	1	63-6900	Hinge-Hood LH	1	17	1
21-7690	Gear-Pinion	26	6	2	63-7590	Relay-Starter	33	42	1
21-7700	Shaft-Pinion Mate	27	31	1	63-7610	Hose-Fuel	22	5	1
21-7710	Pin-Roll	27	30	1	63-7640	Unit-Sending	22	7	1
21-7720	Washer-Thrust	26	4	2	63-7732	Cable-Brake RH	6	*	1
21-7730	Washer-Thrust	26	7	2	63-7733	Cable-Brake LH	6	29	1
21-7770	Screw-Drive Gear	27	32	5	63-7880	Pin-Brake Latch	6	28	1
21-8020	Spacer-Front Pinion	27	25	1	63-7900	Rack-Parking Brake	4	20	1
21-8090	Diff. Adjust. Shim .003	27	38	A/R	63-8140	Pulley-Idler	36	46	1
21-8100	Diff. Adjust. Shim .005	27	37	A/R	63-8360	Key-Ignition	11	9	1
21-8110	Diff. Adjust. Shim .010	27	36	A/R	63-8410	Washer-Flat	22	24	3
21-8120	Diff. Adjust. Shim .030	27	35	A/R	63-8410	Washer-Flat	14	37	3
21-8180	Bearing	28	3	2	63-9920	Decal-EEC 105	7	46	1
21-8270	Pin-Dowel	26	3	2	65-5100	Handle	1	5	2
21-8360	Clip-Retaining	28	10	2	66-2490	Clamp-Battery	65	17	1
21-8390	Cup-Bearing	27	24	1	66-2920	Washer-Friction	7	32	2
21-9260	Seal-Shaft	4	27	1	66-2920	Washer-Nylon	12	50	3
21-9370	Screw-Adjusting	28	7	2	66-2920	Washer-Nylon	2	50	4
21-9380	Nut-Pivot	28	8	2	66-2990	Cap-Spindle	69	51	2
21-9390	Socket-Adjusting Screw	28	6	2	66-3180	Tube-Vent	33	26	1
21-9420	Spring-Shoe Return, LH	28	17	2	66-3240	Cap-Radiator	33	13	1
21-9430	Spring-Shoe Return, RH	28	18	2	66-4190	Spring	7	37	1
21-9440	Spring-Adjusting Screw	28	14	2	66-6480	Washer-Flat	24	44	4
21-9450	Shield-Dust	28	4	2	66-8121	Standpipe-Elbow 90°	22	18	1
21-9460	Retainer-Brake, Parking	28	15	4	66-8520	Bumper-Down-stop	8	17	2
23-2270	Bushing-Rubber	30	26	1	66-8530	Adjuster	8	16	1
23-7270	Nut-Lug	24	2	10	66-8560	Nut-Push	8	11	4
24-0760	Exchanger-Heat	33	45	1	66-8610	Weldment-Lower	8	10	1
24-8790	Gear-Bevel, Differential	26	5	2	66-8800	Relay-Glow Plug	34	56	1
24-8840	Ring-Bearing, Wheel	28	22	2	66-9290	Spacer	8	15	6
24-9180	Lever, Brake, Parking	28	19	2	66-9770	Seal	5	28	1
25-8640	Screw-HH	7	25	2	66-9780	Bushing	5	29	1
27-2360	Asm-Ignition Switch	11	19	1	66-9860	Upper Cover & Jacket	5	37	1
27-3710	Dipstick-Axle	25	48	1	66-9870	Plate-Retaining	5	38	1
27-6852	Shaft-Axle, Flanged RH	28	*	1	66-9880	Washer-Retaining Plate	5	39	1
27-6862	Shaft-Axle, Flanged LH	28	1	1	66-9890	Ring-Retaining	5	40	1
28-0670	Seal-Oil	28	13	2	66-9900	Shaft-Input	5	41	1
28-0680	Drum-Brake	28	11	2	66-9970	Kit-Spring	5	*	1
28-1280	Boot-Cable	65	44	1	66-9980	Kit-Seal	5	*	1
29-6162	Switch-Neutral	30	6	1	66-9990	Kit-Needle Roller	5	*	1
38-3400	Guard-Rubber	18	8	2	67-1630	Spacer-Fan	36	11	1
42-6080	Shim-Axle	24	43	A/R	67-1750	Bushing-Sleeve	71	9	12
42-9560	Stud	35	28	4	67-1750	Bushing-Sleeve	73	27	8
42-9600	Washer-Lock	35	17	2	67-1750	Bushing-Sleeve	69	54	4
42-9600	Washer-Lock	36	32	14	67-1751	Bushing-Sleeve	68	10	2
42-9850	Washer-Lock	35	12	9	67-7160	Block-Fuse	11	21	2
43-0090	Screw-HH	36	23	2	67-7250	Spacer-Cylinder	68	13	1
43-0090	Screw-HH	35	16	2	67-9410	Washer-Thrust	68	29	2
43-0090	Screw-HH	36	31	14	68-5140	Cap-Steering Wheel	4	7	1
43-5930	Washer-Lock	36	21	1	68-5370	Decal-TORO	4	5	1
43-6710	Diff. Adjust. Shim .003	26	15	A/R	68-6150	Breather-Hydraulic Tank	14	2	1
43-6711	Diff. Adjust. Shim .005	26	16	A/R	69-8930	Washer-Flat	20	13	8
43-6712	Diff. Adjust. Shim .010	26	17	A/R	69-8960	Spacer	20	29	4
43-6713	Diff. Adjust. Shim .030	26	18	A/R	70-2780	Piston	75	4	1
43-6750	Cup-Bearing, Tapered	26	10	1	70-2780	Piston	76	4	1
43-6760	Cone-Bearing, tapered	26	9	1	70-2780	Piston	78	4	1

*Not Illustrated

TORO PART NUMBER INDEX (Cont.)

Part No.	Description	Pg. No.	Ref. No.	Qty.	Part No.	Description	Pg. No.	Ref. No.	Qty.
70-8570	Breaker-Circuit, 40 Amp	12	*	2	75-0370	O-Ring	29	29	1
71-3381	Hose-Fuel	65	37	1	75-0380	Plate-Valve	29	15	1
71-4330	Seal	27	41	1	75-0390	Plate-Swash	29	12	1
71-4350	Nut	26	20	1	75-0400	Plate-Thrust	29	13	2
72-3570	Shim .094-Diff. Adjust.	26	22	A/R	75-0410	O-Ring	29	3	1
72-3571	Shim .096-Diff. Adjust.	26	*	A/R	75-0430	Ring-Retaining	29	1	1
72-3572	Shim .098-Diff. Adjust.	26	*	A/R	75-0440	Shaft-Motor	29	45	1
72-3573	Shim .100-Diff. Adjust.	26	22	A/R	75-0450	Collar	29	50	1
72-3574	Shim .102-Diff. Adjust.	26	*	A/R	75-0460	Bearing-Ball	29	51	2
72-3575	Shim .104-Diff. Adjust.	26	*	A/R	75-0470	Kit-Cylinder Block	29	14	2
72-3576	Shim .106-Diff. Adjust.	26	*	A/R	75-0480	Pin	29	10	2
72-3577	Shim .108-Diff. Adjust.	26	*	A/R	75-0500	Bearing-Needle	29	16	2
72-3578	Shim .110-Diff. Adjust.	26	*	A/R	75-0510	Pin	29	17	1
72-3580	Shim .112-Diff. Adjust.	26	*	A/R	75-0520	Bearing-Ball	29	4	1
72-3581	Shim .114-Diff. Adjust.	26	*	A/R	75-0550	Strainer-Suction	14	29	1
72-3582	Shim .116-Diff. Adjust.	26	*	A/R	75-0560	Asm-Steering Wheel	4	4	1
72-3583	Shim .118-Diff. Adjust.	26	*	A/R	75-0570	Cable-Hood	1	21	1
72-3584	Shim .120-Diff. Adjust.	26	*	A/R	75-0600	Asm-Steering Valve	4	26	1
72-3585	Shim .125-Diff. Adjust.	26	*	A/R	75-0610	Tread-Foot RH	2	*	1
72-3586	Shim .127-Diff. Adjust.	26	*	A/R	75-0620	Tread-Foot LH	2	39	1
72-3587	Shim .129-Diff. Adjust.	26	*	A/R	75-0630	Tread-Foot Center	2	37	1
72-3588	Shim .131-Diff. Adjust.	26	*	A/R	75-0640	Tread-Footrest RH	2	*	1
72-3590	Shim .133-Diff. Adjust.	26	*	A/R	75-0650	Tread-Footrest LH	2	35	1
72-3591	Shim .135-Diff. Adjust.	26	*	A/R	75-0721	Housing-Lower	27	34	1
72-3592	Shim .137-Diff. Adjust.	26	*	A/R	75-0920	Cartridge-Relief 3000 psi	17	13	1
72-3593	Shim .139-Diff. Adjust.	26	*	A/R	75-0930	Hook-Oil Cooler	33	6	4
72-3594	Shim .141-Diff. Adjust.	26	*	A/R	75-1040	Cooler-Oil	34	52	1
72-3595	Shim .143-Diff. Adjust.	26	*	A/R	75-1180	Manifold	19	7	2
72-3596	Shim .145-Diff. Adjust.	26	*	A/R	75-1180	Manifold-Hydraulic	18	23	1
72-3597	Shim .147-Diff. Adjust.	26	*	A/R	75-1200	Asm-Hydraulic Cylinder	69	47	1
72-3598	Shim .149-Diff. Adjust.	26	*	A/R	75-1210	Nut-Lock	70	2	1
72-3600	Shim .151-Diff. Adjust.	27	22	A/R	75-1220	Piston	70	3	1
72-9420	Asm-Vent Tube	27	39	1	75-1230	Asm-Piston Rod	70	5	1
74-0720	Tube-Manual	7	11	1	75-1250	Seal Kit	70	6	1
74-3810	Asm-Load Plate	21	9	1	75-1260	Head-Internal	70	4	1
74-5520	Clutch-Fan	36	1	1	75-1300	Asm-Hydraulic Filter Head	14	31	1
74-5950	Asm-Swell Latch	11	5	1	75-1310	Element-Hydraulic Filter	14	34	1
74-5950	Asm-Swell Latch	2	44	3	75-1330	Filter-Oil	24	31	1
74-9100	Pad-Forward	6	12	1	75-1340	Valve-Power Steering	5	*	1
74-9110	Pad-Reverse	6	14	1	75-1390	Panel-Access	2	38	1
75-0012	Asm-Transmission	24	34	1	75-1410	Panel-Floor	2	36	1
75-0020	Housing	29	5	1	75-1420	Cover-Steering Tower	1	2	1
75-0030	Gasket-Housing	29	46	1	75-1430	Asm-Brake Pedal RH	6	35	1
75-0040	Center Section	29	18	1	75-1440	Pedal-Brake LH	6	33	1
75-0060	Plug	29	20	4	75-1470	Shaft-Brake Pedal	6	36	1
75-0070	Plug	29	41	1	75-1490	Rod-Parking Brake	4	13	1
75-0090	Screw-HH	29	9	8	75-2010	Cartridge-Relief 2000 psi	17	14	1
75-0110	Screw-HH	29	35	2	75-2120	Shaft and Tube	78	12	1
75-0120	Screw-HH	29	28	1	75-2170	Tube-Pump Control	6	37	1
75-0130	Screw-HH	29	24	3	75-2810	Clamp-Steering Valve	4	3	1
75-0140	Spring-Conical	29	26	1	75-2851	Hose-Expansion Tank	33	16	1
75-0150	Guide-Seal	29	2	1	75-2900	Asm-Rear Axle	69	45	1
75-0160	Plug-Pipe	29	47	1	75-2970	Pedal-Traction	6	13	1
75-0170	Plug-Straight Thread	29	19	4	75-3000	Asm-Seat Suspension	7	39	1
75-0180	Screw-HH	29	36	2	75-3010	Joint-Arm	73	41	2
75-0190	Plug-Special	29	27	2	75-3010	Joint-Arm	72	54	3
75-0200	Plug-Straight Thread	29	38	2	75-3110	Collar-Transmission	24	14	1
75-0210	O-Ring	29	6	2	75-3130	Rod-Tie	68	37	2
75-0220	Pin	29	48	2	75-3270	Lever-Traction Pivot	6	8	1
75-0230	Seal-Lip	29	8	1	75-3390	Bracket-Backlap	34	55	1
75-0240	O-Ring	29	21	6	75-3400	Shaft-Seat Pivot	7	15	1
75-0250	Pin-Slotted	29	54	1	75-3430	Rod-Throttle	7	33	1
75-0260	Valve-Relief	29	23	4	75-3480	Weldment-Upper	8	23	1
75-0270	Spring	29	39	1	75-3510	Bolt-Shoulder	8	26	2
75-0280	Spring	29	42	1	75-3530	Spring-Compression	8	3	1
75-0290	Spring	29	22	2	75-3540	Pin-Roll	8	6	1
75-0310	Shim	29	40	1	75-3550	Bumper-Seat	8	7	2
75-0320	Nipple	29	37	1	75-3580	Plate-Mounting, Seat	8	2	1
75-0330	Seal-Lip	29	34	1	75-3680	Rod-Seat	7	20	1
75-0340	Bearing-Needle	29	33	1	75-3780	Fan	36	2	1
75-0350	Pin	29	31	1	75-3790	Shaft and Tube	75	12	1
75-0360	Gerotor	29	30	1	75-3790	Shaft and Tube	76	12	1

*Not Illustrated

TORO PART NUMBER INDEX (Cont.)

3322-528

Part No.	Description	Pg. Ref. No. No. Qty.	Part No.	Description	Pg. Ref. No. No. Qty.
75-3810	Bracket-Roller	73 15 2	75-6640	Fitting-Hydraulic 90°	16 20 2
75-3860	Fender-LH	1 29 1	75-6680	Bar-Weight	65 8 1
75-4080	Plate-Traction	30 15 1	75-6720	Plate-Locating	17 29 2
75-4100	Control-Pump	30 25 1	75-6730	Plate-Detent	17 27 2
75-4130	Plate-Switch	30 7 1	75-6770	Nut-Jam	17 25 4
75-4180	Pin-Rear Axle Pivot	69 44 1	75-6820	Meter-Hour	11 47 1
75-4360	Bracket-Switch	7 8 1	75-6840	Knob-Knurled	2 42 3
75-4370	Bracket-Switch (Seat)	7 3 1	75-6850	Tube-Oil Fill	24 47 1
75-4400	Adaptor-Transmission	31 8 1	75-6870	Hose-Hydraulic Suction	14 28 1
75-4410	Asm-Pivot Plate	68 42 1	75-6870	Hose-Suction	31 1 1
75-4450	Hub-Fan Drive	36 9 1	75-6880	Screen-Spark Arrester	35 * 1
75-4520	Spring-Torsion RH	73 37 1	75-6930	Valve-SCR	29 52 1
75-4530	Spring-Torsion LH	73 * 1	76-1910	Shaft-Pivot	8 12 2
75-4550	Shaft-Center Arm Pivot	71 27 1	76-1920	Bushing-Sleeve	8 9 4
75-4590	Rod-Pivot	73 34 2	76-1930	Knob-Tension Adjustment	8 19 1
75-4700	Hose-Fuel	22 12 1	76-1940	Spring-Extension	8 14 2
75-4701	Hose-Fuel Vent	33 28 1	76-2940	Bumper-Rubber	8 8 2
75-4720	Fitting-Hydraulic 90°	24 26 1	76-2970	Bushing-Sleeve	68 43 2
75-5200	Bracket-Spring RH	71 * 1	76-2980	Washer-Thrust	68 41 1
75-5210	Bracket-Spring Center	71 16 1	76-8640	Stud-Traction	30 23 1
75-5220	Bracket-Spring LH	71 * 1	76-8730	Decal-Bolt Torque	24 1 2
75-5310	Spacer-Bearing	36 8 1	76-9430	Spring-Extension	30 8 1
75-5350	Pin-Cylinder Rod End	73 23 2	77-2870	Weldment-Hanger	8 18 1
75-5350	Pin-Cylinder Rod End	71 31 3	80-4860	Pin-Clevis	8 1 1
75-5360	Pin-Cylinder Cap End	74 49 2	82-6490	Hose-Hydraulic	72 65 1
75-5390	Roller	73 20 2	82-8170	Clamp	20 35 4
75-5400	Shaft-Roller	73 19 2	82-8170	Clamp	74 57 2
75-5410	Bracket-Arm	72 53 2	82-8170	Clamp-Hose	71 8 8
75-5470	Spacer	30 12 2	82-8170	Clamp-Rubber	18 20 4
75-5720	Hose-Hydraulic	14 19 1	82-8520	Detent ASM Kit	17 * 2
75-5740	Box-Control	11 24 1	82-9060	Adjuster W/Handle	8 13 1
75-5780	Hinge-Cover	2 51 1	83-1030	Mount-Engine	36 37 4
75-5780	Hinge-Cover	12 59 1	83-1050	Washer-Mount, Engine	36 36 4
75-5810	Tool Box	1 26 1	83-4780	Housing-Charge Pump	29 32 1
75-5890	Hose-Hydraulic	18 10 1	83-4910	Coupler-Pinion	27 40 1
75-5890	Hose-Hydraulic	71 28 2	83-5130	Spacer-Pinion	26 21 1
75-5890	Hose-Hydraulic	16 35 1	83-5170	Stop-Reel LH	74 * 1
75-5900	Hose-Hydraulic	16 30 1	83-6780	Pin-Cylinder (Long)	72 61 2
75-5900	Hose-Hydraulic	72 47 1	83-6790	Pin-Cylinder (Short)	71 43 1
75-5910	Hose-Hydraulic	18 11 1	83-7410	Roll-Bar	79 1 1
75-5910	Hose-Hydraulic	72 60 1	83-7430	Decal-Danger	79 3 1
75-5940	Hose-Hydraulic	18 9 1	84-1710	Piston	77 4 1
75-5940	Hose-Hydraulic AUX	4 23 1	84-1740	Shaft and Tube	77 12 1
75-6070	Hose-Hydraulic	19 15 1	84-1760	Seal Repair Kit	77 * 1
75-6070	Hose-Hydraulic (Cap)	73 11 1	84-4300	Decal-Danger (Japan)	79 3 1
75-6080	Hose-Hydraulic	19 14 1	84-8320	Insert-Hinge	71 10 4
75-6080	Hose-Hydraulic LH (Rod)	73 * 1	84-8590	Asm-Shoe & Lining	28 16 4
75-6130	Hose-Hydraulic	14 9 1	84-8600	Set of Lined Brake Shoes	28 * 1
75-6180	Hose-Hydraulic	19 1 2	85-4330	Cover-Gear	24 9 1
75-6180	Hose-Hydraulic RH (Rod)	73 21 2	85-4340	Plate-Sensor Mounting	24 11 1
75-6230	Hose-Hydraulic	68 34 1	85-4350	Sensor-Gear Tooth	24 5 1
75-6230	Hose-Hydraulic	69 50 1	85-4420	Gauge-Speedometer	11 2 1
75-6230	Hose-Hydraulic RT	4 18 2	85-4491	Lamp-Diagnostic	12 57 1
75-6240	Hose-Hydraulic	31 14 1	85-4650	Connector-Loop Back	12 * 1
75-6240	Hose-Hydraulic IN	4 19 1	85-4750	Display-Diagnostic-ACE	9 2 1
75-6250	Hose-Hydraulic	14 17 1	85-9900	Plate-Spring Anchor	30 16 1
75-6250	Hose-Hydraulic OUT	4 25 1	85-9910	Eyebolt	30 27 1
75-6260	Cover-Tool Box	2 47 1	85-9980	Decal-R.O.P.S.	79 2 1
75-6270	Cover-Control Box	11 15 1	86-7220	Gear-Pinion	24 37 1
75-6340	Strainer-In-Line	24 41 1	86-7230	Gear-Spur	26 14 1
75-6350	Hose	24 28 1	86-7330	Seal Repair Kit	75 * 1
75-6370	Cover-Sensor	72 49 1	86-7330	Seal Repair Kit	76 * 1
75-6380	Shaft-Fan	36 3 1	86-7330	Seal Repair Kit	78 * 1
75-6490	Lever-Pedal Stop	6 20 1	86-7520	Asm-Trunnion Cover RH	29 7 1
75-6510	Lever-Bracket	6 16 1	86-7530	Asm-Trunnion Cover LH	29 49 1
75-6550	Disc-Friction	6 17 1	86-7540	Shaft-Pump	29 11 1
75-6580	Cable-Pedal	6 7 1			

*Not Illustrated

TORO PART NUMBER INDEX (Cont.)

Part No.	Description	Pg. No.	Ref. No.	Qty.	Part No.	Description	Pg. No.	Ref. No.	Qty.
86-7550	Connector-Cover (2 Way)	12	*	2	93-0309	Washer-Tab	68	22	2
86-7560	Connector-Cover (3 Way)	12	*	3	93-1374	Latch-Swell	33	1	2
86-9190	Hose-Hydraulic	16	14	2	93-1375	Motor-Hydraulic	20	21	5
87-5100	Washer-Snubbing	36	29	4	93-1396	Coupler-Trans.	31	7	1
88-6960	Cartridge-4W/2P S7, S8, S9	17	19	3	93-2042	Hose-Fuel	22	10	1
88-7020	Cartridge-N.O. S1, S2	17	3	2	93-3102	Cap-Fuel Tank	22	21	1
88-9190	Solenoid-20 Watt	17	4	6	93-3163	Spring	8	28	2
88-9200	Solenoid-28 Watt	17	8	3	93-3164	Cap	8	27	2
92-1180	Asm-Seat	7	45	1	93-3165	Bracket	8	29	1
92-1773	Screw-HH	26	11	4	93-3604	Gasket	31	6	1
92-2379	Clamp	22	35	2	93-3609	Bolt-Special	5	36	4
92-2379	Clamp-Hose	33	14	1	93-3614	Asm-Cover	21	4	1
92-2379	Clamp-Hose	65	29	1	93-3615	Asm-Drive Shaft	21	7	1
92-2581	Asm-Switch Arm	30	21	1	93-3616	Asm-Idler Gear	21	6	1
92-4808	Sleeve-Trans. Pilot	24	15	1	93-3617	Asm-Differential	27	*	1
92-4846	Asm-Trans. Support	24	39	1	93-3618	Asm-Gear & Pinion	27	*	1
92-4999	Fitting-Hydraulic 90°	34	51	2	93-3619	Upper Housing	27	26	1
92-5524	Decal-Noise Rating, 90	7	47	1	93-3623	Strip-Sealing, Radiator	34	61	2
92-5720	Controller-Electronic	11	31	1	93-3624	Plate-Retaining	34	62	2
92-5751	Decal-Hood Trim LH	1	23	1	93-3625	Spring-Joystick Return	12	58	1
92-5752	Decal-Hood Trim RH	1	*	1	93-3626	Bracket-Hose	2	41	1
92-5797	Gasket-Axle	24	10	1	93-3640	Stop-Reel RH	74	56	1
92-6315	Cartridge-N.C. S6	17	22	1	93-3642	Tube-Hydraulic	31	13	1
92-6533	Kit-Cushion, Replacement	7	44	1	93-3642	Tube-Hydraulic	16	38	1
92-6534	Shell-Seat	7	43	1	93-3643	Tube-Hydraulic	31	12	1
92-8001	Sensor-Reed Switch	7	6	1	93-3643	Tube-Hydraulic	16	39	1
92-8002	Sensor-Reed Switch	71	12	1	93-4268	Kit-Flange	32	*	1
92-8020	Adapter-Breather	14	26	3	93-4277	Kit-Valve	32	19	1
92-8753	Magnet-Reed Switch	7	5	1	93-4278	Pin-Dowel	32	4	4
92-8754	Actuator-Reed Switch	72	51	1	93-4279	Plate-Distance	32	13	2
92-8775	Kit-Gasket, Liquid	28	*	1	93-4280	Coupling	32	9	2
92-8795	Asm-Body	21	10	1	93-4281	Pin-Dowel	32	22	4
92-8796	Pin-Dowel	21	14	2	93-4282	Block-Valve	32	18	1
92-8863	Kit-Repair	21	*	1	93-4283	Bolt	32	17	4
92-9096	Asm-Hose	15	46	1	93-6668	Decal-Battery	65	19	1
92-9096	Hose-Hydraulic	18	22	1	93-6682	Panel-Tower	4	10	1
92-9097	Set Screw	73	43	2	93-6684	Decal-Backlap	34	53	1
92-9097	Set Screw	72	69	3	93-6686	Decal-Hyd. Oil	1	4	1
92-9098	Manifold-Tank	14	14	1	93-6686	Decal-Oil	18	7	1
93-0005	Strip-Foam, Top	33	11	1	93-6687	Decal-No Step	72	62	2
93-0021	Asm-Throttle Cable Swivel	7	26	1	93-6688	Decal-Hands/Feet	72	*	3
93-0025	Shield-Radiator	33	33	1	93-6688	Decal-Hands/Feet	74	*	2
93-0030	Asm-Cooler Mount RH	33	9	1	93-6689	Decal-No Riders	2	32	2
93-0032	Housing-Front Screen	33	2	1	93-6691	Decal-Bolt	24	17	1
93-0064	Support-Rear Axle	68	4	1	93-6692	Decal-Starting Fluid	65	3	1
93-0069	Pin-Pivot	74	52	2	93-6693	Decal-Floor Plate	18	6	1
93-0071	Asm-Cooler Mount LH	33	*	1	93-6696	Decal-Warning	71	33	3
93-0075	Hose-Hydraulic	24	30	1	93-6696	Decal-Warning	74	45	2
93-0075	Hose-Trans. to Cooler	34	*	1	93-6698	Decal-Warning	1	24	1
93-0076	Hose-Hydraulic	24	21	1	93-6699	Decal-Fast/Slow	6	18	1
93-0076	Hose-Trans. to Cooler	34	46	1	93-7000	Spindle-Rear RH	68	*	1
93-0077	Hose-Cooler, RH	34	49	1	93-7001	Spindle-Rear LH	68	15	1
93-0077	Hose-Hydraulic	14	30	1	93-7276	Decal-Danger	65	20	1
93-0078	Hose-Cooler, LH	34	*	1	93-7480	Bulb-LED	4	35	1
93-0078	Hose-Hydraulic	16	21	1	93-7488	Reservoir-Hydraulic	14	1	1
93-0081	Strip-Seal	1	9	1	93-7498	Plug-Plastic	14	6	1
93-0082	Grommet	34	58	2	93-7499	Gasket-Flange	14	5	1
93-0083	Plate-Valve	29	44	1	93-7557	Asm-Barrel	78	1	1
93-0089	Bracket-Mount LH, Cooler	33	*4	1	93-7558	Asm-Barrel	77	1	1
93-0090	Bracket-Mount RH, Cooler	33	4	1	93-7579	Fender-RH	1	3	1
93-0095	Bracket-Eng. Front	37	59	2	93-7587	Bracket-Fuse Block	11	23	1
93-0097	Valve-SCR	29	25	1	93-7588	Cover-Tank	14	8	1
93-0118	Hose-Hydraulic	19	9	2	93-7840	Decal-Radiator Cap	33	37	1
93-0118	Hose-Hydraulic	18	12	1	93-7960	Spacer	18	19	4
93-0118	Hose-Hydraulic	16	33	1	93-7960	Spacer	20	34	4
93-0119	Hose-Hydraulic	18	13	1	93-7960	Spacer	71	36	6
93-0119	Hose-Hydraulic	14	21	1	93-7960	Spacer	74	58	2
93-0139	Manifold-Hydraulic	18	17	1	93-7961	Clamp	18	28	2
93-0140	Grommet	7	10	1	93-7961	Clamp	74	59	1
93-0142	Bushing-Straight	73	36	2	93-7961	Clamp-Case Drain	20	33	2
93-0143	Cartridge-Relief 250 psi	18	18	1	93-7961	Clamp-Rubber	71	34	3
93-0307	Retainer	69	53	2	93-7990	Head	75	9	1

*Not Illustrated

TORO PART NUMBER INDEX (Cont.)

3322-528

Part No.	Description	Pg. Ref. No. No. Qty.	Part No.	Description	Pg. Ref. No. No. Qty.
93-7990	Head	76 9 1	98-2352	Frame-Seat	7 28 1
93-7991	Collar	75 11 1	98-2353	Bracket-Seat Latch	7 36 2
93-7991	Collar	76 11 1	98-2354	Latch-Seat	7 35 1
93-7991	Collar	78 11 1	98-4507	Radiator	33 12 1
93-7994	Collar	77 11 1	98-4510	Hose-Air Cleaner	65 33 1
93-8050	Decal-Danger (Europe)	79 3 1	98-4510	Hose-Air Cleaner	37 65 1
93-8051	Decal-Warning	2 48 1	98-4511	Hose-Radiator Upper	33 18 1
93-8052	Decal-Instructions	65 40 1	98-4512	Hose-Radiator Lower	33 24 1
93-8053	Decal-ECU	12 61 1	98-4513	Bracket-Eng. Left Rear	37 58 2
93-8060	Decal-Danger	7 17 1	98-4515	Bracket-Engine LH Rear	36 25 1
93-8073	Decal-R.O.P.S. (Europe)	79 2 1	98-4517	Asm-Air Cleaner	65 2 1
93-8742	Pad-Brake	6 26 2	98-4518	Bracket-Air Cleaner	65 25 1
93-8744	Rivet	2 52 3	98-4521	Decal-Reelmasterr 5200D	1 10 2
93-8744	Rivet	12 60 3	98-4525	Bracket-Mount, Air Cleaner	65 10 1
93-9151	Fitting-Hydraulic	20 30 4	98-4527	Pipe-Engine Exhaust	35 10 1
93-9164	Indicator-Service	65 24 1	98-4530	Support-Fan, Engine	36 41 1
93-9310	Asm-Hydraulic Cylinder	72 46 1	98-4536	Bracket-Spring Rear LH	73 * 1
93-9311	Asm-Hydraulic Cylinder	74 48 2	98-4539	Bracket-Engine LH Front	36 39 1
93-9312	Asm-Barrel	76 1 1	98-4543	Bracket-Engine Mount RH	36 40 1
93-9313	Asm-Barrel	75 1 1	98-4547	Plate-Mount, Fan	37 54 1
94-1414	Valve-Vacuator	66 4 1	98-4548	Bracket-Spring Rear RH	73 8 1
94-1416	Asm-Adapter, Indicator	65 27 1	98-4549	Asm-Frame	2 43 1
94-2685	Cartridge-N.C. S3, S4, S5	17 7 3	98-4555	Bracket-Muffler	35 2 1
94-3510	Asm-Fuel Tank	22 22 1	98-4561	Shield-Alternator	37 63 1
94-4514	Bracket-Engine RH Rear	36 26 1	98-4564	Guard-Flywheel	35 14 1
94-4916	Asm-Hose, Drain	15 48 1	98-4571	Shroud-Fan	33 19 1
94-4916	Asm-Hose, Drain, Return	20 26 1	98-4572	Bracket-Hose	1 22 1
94-4917	Asm-Tube, Drain #2, 3	20 24 1	98-4573	Screen-Hood	1 12 1
94-4918	Asm-Tube, Pressure #2, 3	20 23 1	98-4575	Bracket-Fan Idler	36 42 1
94-4919	Bracket-Clamp, Hose	74 51 1	98-4576	Bracket-Reservoir, Water	65 22 1
94-4920	Plate-Mounting Valve	19 16 1	98-4578	Bracket-Fuel Filter	65 5 1
94-5020	Knob	17 24 2	98-4579	Asm-Control Manifold	16 6 1
94-5027	Spring-Detent	17 31 2	98-4581	Asm-Hose, Pressure #2	20 8 1
94-5386	Decal-Turf Defender, Diag.	9 1 1	98-4582	Asm-Hose, Pressure #2	20 15 1
94-5438	Seal-Solenoid	17 23 10	98-4583	Asm-Hose, Drain #2, 3	20 9 2
94-5594	Lift Arm Asm- Rear LH	74 61 1	98-4584	Asm-Hose, Drain	18 1 1
94-5596	Lift Arm Asm- Rear RH	73 28 1	98-4584	Asm-Hose, Drain #5	20 5 1
94-5598	Asm-Lift Arm Rear	71 1 1	98-4585	Asm-Hose, Pressure #1, 5	20 1 1
94-5800	Asm-Lift Arm LH	71 32 1	98-4586	Asm-Hose, Pressure #5	16 4 1
94-5802	Asm-Lift Arm, Center	71 40 1	98-4586	Asm-Hose, Pressure #5	20 6 1
94-5808	Asm-Carrier Frame	71 44 1	98-4587	Asm-Hose, Drain #4	20 16 1
94-6031	Fitting-Hydraulic	20 25 1	98-4587	Hose Asm-Drain #4	18 24 1
94-6343	Decal-Wire I.D.	12 *70 1	98-4588	Asm-Hose, Pressure #1, 4	20 14 1
94-6767	Decal-Fuses	11 27 1	98-4589	Asm-Hose, Pressure #4	20 17 1
94-6933	Asm-Front Axle	24 46 1	98-4589	Asm-Hose, Pressure #4	16 37 1
94-6934	Screw-HSH	28 21 8	98-4590	Asm-Hose, Drain #1	20 20 1
94-6935	Nut-Lock	28 12 8	98-4590	Hose Asm-Drain #1	18 25 1
94-6936	Washer-Flat	28 23 8	98-4591	Clamp-Hose LH	33 35 1
94-7343	Base-Battery	65 18 1	98-4592	Clamp-Hose RH	33 * 1
94-8060	Decal-Turf Defender, Diag.	9 1 1	98-4593	Asm-Drive Shaft	35 * 1
94-8061	Decal-Turf Defender, Diag.	9 1 1	98-4594	Clamp-Retainer	37 66 1
94-8062	Decal-Turf Defender, Diag.	9 1 1	98-4598	Cable-Battery (Ground)	36 17 1
94-8063	Decal-Turf Defender, Diag.	9 1 1	98-4599	Asm-Battery Cable (+)	65 13 1
94-8064	Decal-Turf Defender, Diag.	9 1 1	98-7353	Head	78 9 1
94-8065	Decal-Turf Defender, Diag.	9 1 1	98-7354	Head	77 9 1
94-8066	Decal-Turf Defender, Diag.	9 1 1	98-7428	Gasket	38 2 1
94-8067	Decal-Turf Defender, Diag.	9 1 1	98-7430	O-Ring	42 1 2
94-8068	Decal-Turf Defender, Diag.	9 1 1	98-7449	Screw-Set	45 6 1
94-8069	Decal-Turf Defender, Diag.	9 1 1	98-7473	Ball	46 11 3
94-8070	Decal-Turf Defender, Diag.	9 1 1	98-7487	Plug	38 18 2
94-8103	Screw-HH	11 39 4	98-7496	Bolt	41 24 3
94-8104	Switch-Micro	11 38 2	98-7507	Plug	38 3 1
94-9157	Fuse-4A	11 20 1	98-7509	O-Ring	38 9 1
94-9411	Dipstick	14 4 1	98-7509	O-Ring	40 12 1
95-0832	Decal-Service, Blank	1 25 1	98-7523	Plug-Drain	39 8 1
95-1821	Spring-Compression	4 12 1	98-7524	Gasket	39 9 1
95-4275	Hose-Fuel	65 38 1	98-7527	O-Ring	39 3 1
95-4276	Hose-Fuel	22 17 1	98-7534	Nut	49 14 1
95-5642	Kit-Seal	17 * 3	98-7539	Cap-Sealing	38 12 1
95-5645	Kit-Seal	17 * 10	98-7540	Plug	40 11 2
98-2195	Asm-Lift Control	11 37 1	98-7540	Plug	38 15 3
98-2350	Asm-Seat Plate	7 16 1			

*Not Illustrated

TORO PART NUMBER INDEX (Cont.)

Part No.	Description	Pg. No.	Ref. No.	Qty.	Part No.	Description	Pg. No.	Ref. No.	Qty.
98-7547	O-Ring	41	11	2	98-7777	Bolt	61	9	2
98-7562	Washer-Flat	41	17	1	98-7778	Asm-Thermostat	61	12	1
98-7568	Bolt	44	5	9	98-8068	Hydraulic Cylinder Asm.	72	67	1
98-7572	Nut	41	1	1	98-8069	Asm-Hydraulic Cylinder	71	7	1
98-7572	Nut	50	3	2	98-8692	Roller	53	7	2
98-7572	Nut	54	7	2	98-9302	Plate-Idler Stop	7	49	1
98-7585	Bolt	43	1	1	98-9303	Cable-Throttle	7	24	1
98-7601	Seal-Oil	54	16	1	98-9305	Filter-Water/Fuel Separator	65	34	1
98-7602	Pin-Spring	54	4	2	98-9306	Cluster-Warning	11	7	1
98-7605	Bolt	64	3	3	98-9308	Gauge-Temperature	11	8	1
98-7605	Bolt	48	23	3	98-9309	Clamp-Muffler	35	9	1
98-7645	Bolt	49	11	1	98-9310	Clamp-Muffler	35	5	1
98-7654	Gasket	49	5	2	98-9311	Swivel-Cable, Throttle	7	50	1
98-7654	Gasket	55	14	1	98-9312	Belt-V	36	44	1
98-7654	Gasket	54	19	1	98-9313	Pulley-Fan	36	5	1
98-7671	Clip-Pipe	55	7	2	98-9314	Plug-Hood	1	27	1
98-7676	Gasket	55	12	3	98-9315	Switch-Lock, Hood	3	3	1
98-7677	Seat-Heat	55	13	3	98-9315	Switch-Lock, Hood	2	53	1
98-7682	Clamp-Pipe	55	16	2	98-9316	Bracket-Latch, Hood	3	8	1
98-7683	Clamp-Pipe	55	2	2	98-9317	Support-Radiator	33	7	1
98-7684	Screw w/washer	55	1	2	98-9319	Hood	1	8	1
98-7692	Bolt	57	3	1	98-9321	Ring-key	3	1	1
98-7692	Bolt	45	8	3	98-9322	Screw-HH	36	15	1
98-7692	Bolt	61	14	3	98-9322	Screw-HSH	35	26	3
98-7692	Bolt	54	15	1	98-9323	Asm-Expansion Tank	65	43	1
98-7692	Bolt	41	27	2	98-9335	Plate-Caution	33	21	1
98-7697	Bolt	57	1	1	98-9338	Hose-Fuel	22	16	1
98-7697	Bolt	59	1	2	98-9339	Gauge-Fuel	11	1	1
98-7698	Washer-Flat	57	2	1	98-9340	Decal-Service	1	25	1
98-7708	Nut	58	1	1	98-9342	Decal-Clip (Metric)	7	41	1
98-7709	Collar	58	3	1	98-9343	Asm-Hose, Hydraulic	20	38	1
98-7710	Rotor	58	7	1	98-9344	Asm-Hose, Hydraulic	20	22	1
98-7711	Cover-Bearing	58	9	1	98-9346	Send-Temp	35	27	1
98-7712	Bearing-Ball	58	8	1	98-9346	Switch	61	16	1
98-7713	Washer-Thrust	58	10	1	98-9347	Asm-Hose, Pressure #3	20	10	1
98-7714	Frame-Drive End	58	4	1	98-9347	Asm-Hose, Pressure #3	16	27	1
98-7715	Plate-Retainer	58	11	1	98-9348	Asm-Hose, Pressure #2	16	24	1
98-7716	Screw-RH	58	6	4	98-9348	Asm-Hose, Pressure #2	20	27	1
98-7717	Bolt-Through	58	5	2	98-9350	Bolt	48	5	2
98-7718	Bearing-Ball	58	12	1	98-9350	Bolt	39	6	22
98-7719	Frame-End	58	13	1	98-9351	Bolt	50	7	2
98-7720	Cover-End	58	23	1	98-9351	Bolt	45	15	2
98-7721	Asm-Rectifier	58	16	1	98-9351	Bolt	53	15	2
98-7722	Bushing-Insulation	58	17	1	98-9352	Bolt	44	6	8
98-7723	Holder-Brush	58	24	1	98-9353	Bolt	64	4	1
98-7724	Brush	58	26	2	98-9353	Bolt	62	8	1
98-7725	Spring-Brush	58	25	2	98-9355	Bolt	64	5	2
98-7726	Screw-RH	58	20	2	98-9355	Bolt	41	20	6
98-7727	Screw-RH	58	27	6	98-9356	Bolt	61	15	1
98-7728	Screw-RH	58	21	1	98-9356	Bolt	41	19	2
98-7729	Bolt	58	22	3	98-9357	Bolt	62	9	4
98-7730	Nut	58	14	2	98-9358	Bolt	39	1	1
98-7731	Bolt	58	15	2	98-9359	Bolt	49	12	1
98-7732	Nut	58	18	1	98-9360	Bolt	57	6	1
98-7733	Asm-Regulator	58	19	1	98-9361	Bolt	51	4	2
98-7737	Nut	57	23	1	98-9362	Stud	41	4	2
98-7741	Asm-Yoke	60	5	1	98-9362	Stud	54	10	2
98-7742	Asm-Armature	60	3	1	98-9363	Stud	41	3	1
98-7743	Bearing-Ball	60	2	1	98-9364	Screw w/washer	42	7	2
98-7744	Bearing-Ball	60	4	1	98-9365	Screw-Set	63	7	2
98-7749	Asm-Holder, Brush	60	7	1	98-9366	Washer-Flat	57	8	1
98-7750	Spring-Brush	60	6	4	98-9367	Washer-Lock	41	2	1
98-7751	Gear	60	22	1	98-9367	Washer-Lock	50	2	2
98-7752	Retainer	60	20	1	98-9367	Washer-Lock	51	5	4
98-7753	Roller	60	21	5	98-9367	Washer-Lock	54	8	2
98-7754	Spring	60	15	1	98-9368	Washer-Lock	57	7	1
98-7755	Ball	60	16	1	98-9369	Clip-Circular, External	53	2	1
98-7756	Bolt	60	18	2	98-9370	Clip-Circular, External	63	9	2
98-7757	O-Ring	60	24	2	98-9371	O-Ring	54	6	1
98-7758	Asm-Bolt	60	10	2	98-9372	O-Ring	41	10	2
98-7759	Pipe-Drain	60	26	1	98-9373	O-Ring	46	19	1
98-7776	Gasket	61	11	1	98-9374	O-Ring	43	4	1

*Not Illustrated

TORO PART NUMBER INDEX (Cont.)

3322-528

Part No.	Description	Pg. Ref.		Part No.	Description	Pg. Ref.	
		No.	Qty.			No.	Qty.
98-9375	Pin-Straight	38	5 2	98-9468	Asm-Holder, Nozzle	56	* 3
98-9375	Pin-Straight	46	12 1	98-9468	Asm-Holder, Nozzle	55	9 3
98-9376	Pin-Straight	38	6 2	98-9469	Piston (Std.)	46	7 3
98-9377	Pin-Straight	38	11 2	98-9470	Piston (0.5mm Oversize)	46	7 3
98-9378	Key-Feather	45	3 1	98-9471	Cover-Thermostat	61	10 1
98-9379	Plug	38	20 3	98-9472	Spring-Return	54	14 1
98-9380	Ball	41	13 1	98-9473	Pulley-Fan Drive	57	21 1
98-9381	Bearing-Ball	48	12 1	98-9474	Asm-Alternator	58	* 1
98-9382	Bearing-Ball	48	10 1	98-9474	Asm-Alternator	57	19 1
98-9383	Bearing-Ball	48	7 1	98-9479	Bolt-Cylinder Head	40	4 12
98-9384	Tube-Fuel	51	2 1	98-9481	Asm-Case, Gear	41	5 1
98-9385	Washer-Flat	63	2 3	98-9482	Seal-Oil	41	22 1
98-9386	Plug	39	10 1	98-9483	Seal-Oil	44	7 1
98-9387	Pin-Pipe	38	21 2	98-9484	Bolt-Bearing Case	44	2 6
98-9388	Joint-Pipe	41	16 1	98-9485	Bolt-Bearing Case	44	10 2
98-9389	Cap-Sealing	40	7 2	98-9486	Plate-End, Rear	47	1 1
98-9390	Collet-Valve Spring Set	63	17 6	98-9487	Cover-Bearing Case	44	8 1
98-9391	Screw-Set	63	13 1	98-9488	Plate-Breather Element	42	9 1
98-9392	Bolt	47	2 8	98-9489	Plate-Breather Element	42	11 1
98-9393	Nut	63	3 3	98-9490	Oil Shield-Breather	42	8 1
98-9394	Gear-Ring	47	5 1	98-9491	Pipe-Breather	42	6 1
98-9395	Cap-Sealing	40	9 1	98-9492	Joint-Breather Pipe	42	5 1
98-9398	Cap-Sealing	38	8 4	98-9493	Element-Breather	42	10 1
98-9399	Gasket	39	7 1	98-9494	Valve-Inlet	63	21 3
98-9413	Metal-Side (Std.)	46	14 2	98-9495	Valve-Exhaust	63	20 3
98-9414	Metal-Side (0.2mm)	46	14 2	98-9497	Cap-Valve	63	18 6
98-9415	Metal-Side (0.4mm)	46	14 2	98-9498	Retainer-Valve Spring	63	16 6
98-9416	Switch	38	23 1	98-9499	Guide-Inlet Valve	40	5 3
98-9420	Asm-Pipe, Overflow	55	6 1	98-9500	Guide-Exhaust Valve	40	6 3
98-9421	Valve-Delivery	52	5 3	98-9501	Asm-Arm, Rocker	63	5 6
98-9422	Asm-Tappet	52	11 3	98-9502	Screw-Adjusting	63	6 6
98-9423	O-Ring	52	2 6	98-9503	Nut	63	4 6
98-9424	Spring-Valve, Delivery	52	6 3	98-9504	Spring-Rocker Arm	63	12 2
98-9425	Gasket-Valve, Delivery	52	7 3	98-9505	Bracket-Rocker Arm	63	11 3
98-9426	Pin-Guide, Tappet	52	27 3	98-9506	Stud	63	19 3
98-9427	Seat-Spring, Upper	52	15 3	98-9507	Washer-Shaft, Rocker Arm	63	10 2
98-9428	Spring-Plunger	52	14 3	98-9508	Washer-Shaft, Rocker Arm	63	1 2
98-9429	Seat-Spring, Lower	52	13 3	98-9509	Push Rod	45	5 6
98-9430	Screw	52	23 1	98-9510	Stopper-Camshaft	45	2 1
98-9431	Screw-Air Bleed	55	15 1	98-9511	Stopper-Fuel, Camshaft	48	6 1
98-9432	Sleeve-Control	52	16 3	98-9512	Gear-Cam	45	1 1
98-9433	Shim	52	12 3	98-9513	Pin-Piston	46	5 3
98-9434	Flange-Sleeve	52	4 3	98-9514	Clip-Circular, Piston Pin	46	4 6
98-9436	Asm-Cock, Drain	38	17 1	98-9515	Bushing-Piston Pin	46	3 3
98-9436	Gasket-Fuel Pump	50	1 1	98-9516	Asm-Rod, Connecting	46	* 3
98-9437	Bolt	41	23 1	98-9517	Bolt-Connecting Rod	46	1 6
98-9438	Stud	51	9 2	98-9519	Metal-Crankpin (0.2mm)	46	2 3
98-9440	Nut-Cap	51	10 2	98-9520	Metal-Crankpin (0.4mm)	46	2 3
98-9442	Screw-Countersunk Hd.	52	26 4	98-9521	Collar-Crankshaft	46	20 1
98-9443	Pin-Joint	52	3 3	98-9522	Sleeve-Crankshaft	46	13 1
98-9444	Plug	64	6 1	98-9523	Metal-Crankshaft (Std)	46	18 1
98-9445	Gasket	52	20 2	98-9524	Metal-Crankshaft (Std Set)	46	17 2
98-9446	Gasket	52	22 1	98-9525	Metal-Crankshaft (Std)	46	16 1
98-9447	O-Ring	52	8 3	98-9526	Metal-Crankshaft (0.2mm)	46	16 1
98-9449	Plug-Oil Filler	42	2 1	98-9527	Metal-Crankshaft (0.4mm)	46	16 1
98-9450	Pin-Clamp	52	28 1	98-9528	Metal-Crankshaft (0.2mm)	46	18 1
98-9451	Gasket	52	19 1	98-9529	Metal-Crankshaft (0.4mm)	46	18 1
98-9452	Screw	52	10 6	98-9530	Metal-Crankshaft	46	17 2
98-9453	Pulley-Dynamo	58	2 1	98-9531	Metal-Crankshaft	46	17 2
98-9454	Gasket	42	4 3	98-9532	Gear-Crankshaft	46	9 1
98-9455	Nut-Cap	42	3 3	98-9533	Shaft-Gear, Idle	45	9 1
98-9456	Shim-Injection (0.2mm)	51	7 1	98-9534	Clip-Circular, Idle Gear	45	14 1
98-9457	Shim-Injection (0.25mm)	51	7 1	98-9535	Collar-Gear, Idle	45	10 1
98-9458	Shim-Injection (0.30mm)	51	8 1	98-9536	Collar-Gear, Idle	45	13 1
98-9459	Camshaft-Fuel	48	9 1	98-9537	Bolt-Flywheel	47	3 6
98-9460	Asm-Cylinder Head	40	3 1	98-9538	Filter-Oil	39	2 1
98-9462	Element-Pump	52	1 3	98-9539	Pin-Pipe	38	10 1
98-9463	Rack-Control	52	24 1	98-9540	Asm-Rotor, Oil Pump	41	9 1
98-9464	Bolt-Joint	52	21 1	98-9541	Cover-Oil Pump	41	8 1
98-9465	Plate	52	25 1	98-9542	Gear-Oil Pump Drive	46	8 1
98-9466	Plug	52	18 1	98-9543	Seal-Valve	41	14 1
98-9467	Asm-Pipe, Fuel	51	* 1	98-9544	Spring	41	12 1

*Not Illustrated

TORO PART NUMBER INDEX (Cont.)

Part No.	Description	Pg. No.	Ref. No.	Qty.	Part No.	Description	Pg. No.	Ref. No.	Qty.
98-9545	Band-Pipe	51	1	2	98-9643	Asm-Pump, Injection	51	6	1
98-9547	Cam-Fuel	48	2	1	98-9643	Asm-Pump, Injection	52	17	1
98-9548	Washer	48	3	1	98-9644	Asm-Shaft, Governor	48	14	1
98-9549	Bolt	60	9	2	98-9645	Spring-Start	53	5	1
98-9553	Metal-Crankpin (Std.)	46	2	3	98-9646	Gasket-Oil Pan	39	4	1
98-9557	Bolt-Adjusting	49	8	1	98-9647	Bolt-Cylinder Head	40	13	2
98-9559	Asm-Weight, Governor	48	19	2	98-9648	Spring-Valve	63	15	6
98-9560	Shaft-Governor Weight	48	17	2	98-9649	Asm-Gear, Idle	45	11	1
98-9561	Holder-Gear, Governor	48	22	1	98-9650	Bushing-Gear, Idle	45	12	1
98-9562	Holder-Gear, Governor	48	21	1	98-9652	Holder-Valve, Delivery	52	9	3
98-9563	Sleeve-Governor	48	16	1	98-9653	Pipe-Injection	55	3	1
98-9564	Washer-Thrust	48	15	1	98-9654	Pipe-Injection	55	4	1
98-9565	Screw-Set	48	13	1	98-9655	Pipe-Injection	55	5	1
98-9566	Shaft-Lever, Fork	53	12	1	98-9656	Bushing-Governor, Gear	38	1	1
98-9567	Collar	53	1	1	98-9657	Clip-Circular, Gov. Shaft	48	11	1
98-9568	Collar	53	8	1	98-9658	Asm-Lever, Governor	54	11	1
98-9569	Cover-Shaft, Fork Lever	53	14	1	98-9659	Lever-Fork	53	11	1
98-9570	Bearing-Miniature	53	3	1	98-9660	Lever-Thrust	53	6	1
98-9571	Bearing-Miniature	53	9	1	98-9661	Asm-Plate, Control	54	9	1
98-9572	Lever-Speed Control	54	5	2	98-9662	Lever-Speed Control	54	3	1
98-9573	Stay-Dynamo	57	4	1	98-9663	Lever-Engine Stop	54	17	1
98-9574	Pipe-Water	62	11	1	98-9664	Shaft-Stop Lever	54	13	1
98-9575	Asm-Pump, Water	62	1	1	98-9665	Nut	64	13	6
98-9576	Asm-Seal	62	5	1	98-9666	Key	46	10	1
98-9577	Pipe-Return, Water	62	4	1	98-9667	Plug	38	16	1
98-9578	Pipe-Return, Water	61	2	1	98-9668	Plug	38	13	1
98-9579	Band Pipe	61	1	2	98-9669	Gear-Injection Pump	48	4	1
98-9580	Pipe-Return, Water	61	4	1	98-9670	Gauge-Oil	43	3	1
98-9581	Impeller-Water	62	6	1	98-9671	Guide-Oil Gauge	43	2	1
98-9582	Flange-Pump, Water	62	2	1	98-9672	Asm-Guide, Oil Gauge	43	*	1
98-9583	Bearing	62	3	1	98-9673	Gear-Governor	48	20	1
98-9584	Pulley-Fan	57	5	1	98-9674	Packing	49	10	1
98-9585	Bolt	57	22	1	98-9675	Plug	38	22	1
98-9586	Bolt	41	21	1	98-9676	V-Belt	57	20	1
98-9588	Stud	64	14	6	98-9677	Asm-Pump, Fuel	50	4	1
98-9589	Nut	54	1	2	98-9678	Asm-Apparatus, Idle	49	*	1
98-9590	Nut-Cap	48	1	1	98-9679	Asm-Bolt, Adjusting	49	3	1
98-9592	Screw	41	7	5	98-9680	Asm-Lever, Fork	53	*	1
98-9593	Washer-Flat	53	10	1	98-9681	Spring-Governor	53	4	1
98-9594	Washer-Flat	54	2	2	98-9682	Gasket	53	13	1
98-9595	Key-Woodruff	48	8	1	98-9683	Gasket-Solenoid Cover	50	5	1
98-9596	Joint-Eye	51	3	1	98-9684	Gasket-Gear Case	41	25	1
98-9597	Plug	38	14	3	98-9685	Oil Pan	39	5	1
98-9598	Plug	41	18	2	98-9688	Metal-Side (Std.)	46	15	2
98-9599	Plug	38	4	1	98-9689	Metal-Side (0.2mm)	46	15	2
98-9602	Asm-Coupler, Lock	57	14	1	98-9690	Metal-Side (0.4mm)	46	15	2
98-9604	Asm-Crankcase	38	19	1	98-9691	Asm-Flywheel	47	4	1
98-9606	Asm-Case, Main Bearing	44	11	1	98-9692	Roller	48	18	2
98-9607	Asm-Case, Main Bearing1	44	9		98-9693	Solenoid-Stop	50	6	1
98-9608	Manifold-Inlet	64	2	1	98-9695	Plug-Glow	55	11	3
98-9609	Gasket-Manifold, Inlet	64	1	1	98-9696	Asm-Coupler	57	18	1
98-9610	Gasket-Manifold, Exhaust	64	9	1	98-9697	Connector	57	17	1
98-9612	Asm-Shaft, Rocker Arm	63	8	1	98-9698	Connector	57	16	1
98-9613	Gasket-Cylinder Head	40	10	1	98-9699	Terminal	57	15	7
98-9614	Asm-Cover, Cylinder Head	42	13	1	98-9700	Asm-Terminal	57	9	1
98-9615	Gasket-Head Cover	42	12	1	98-9701	Terminal	57	10	1
98-9616	Tappet	45	4	6	98-9702	Sleeve	57	11	1
98-9617	Asm-Camshaft	45	7	1	98-9703	Terminal	57	12	1
98-9618	Asm-Piston Ring (Std.)	46	6	3	98-9704	Sleeve	57	13	1
98-9619	Asm-Piston Ring (0.5mm)	46	6	3	98-9705	Asm-Starter	60	*	1
98-9620	Asm-Pipe, Overflow	55	8	1	98-9705	Asm-Starter	59	2	1
98-9630	Pin-Start Spring	38	7	1	98-9711	Cord-Stop, Solenoid	60	13	1
98-9631	Cord-Glow Plug	55	10	1	98-9712	Band-Cover	60	11	1
98-9632	Gasket-Pump, Water	62	7	1	98-9713	Asm-Flange, Water	61	3	1
98-9633	Gasket-Gear Case	41	6	1	98-9716	Pipe-Water	62	12	1
98-9634	Gasket-Bearing Case	44	3	1	98-9717	Clamp	62	10	2
98-9635	Gasket-Bearing Case Cover	44	4	1	98-9718	Manifold-Exhaust	64	12	1
98-9637	Gasket	54	12	1	98-9719	Thermoswitch	61	5	1
98-9638	Gasket-Flange, Water	61	13	1	98-9740	Bracket-Support, Fan	37	48	1
98-9640	Cover-Pump	49	13	1	98-9741	Bracket-Mount, Fan	37	57	1
98-9641	Cover	41	26	1	98-9742	Valve-Flow Control	19	13	1
98-9642	Asm-Crankshaft	46	*	1	98-9742	Valve-Flow Control	16	31	1

*Not Illustrated

TORO PART NUMBER INDEX (Cont.)

3322-528

Part No.	Description	Pg. No.	Ref. No.	Qty.	Part No.	Description	Pg. No.	Ref. No.	Qty.
98-9742	Valve-Flow Control	72	71	1	99-8382	Nut-Cap	49	2	2
98-9745	Tube-Exhaust	35	7	1	99-8384	Asm-Cartridge, Oil	41	15	1
98-9748	Support-Bracket, Filter	22	30	1	99-8385	Seal-Valve Stem	63	14	6
98-9749	Bracket-Mount, Throttle	37	47	1	99-8386	Nut	49	6	2
98-9761	Kit-Hydraulic Hose	20	*	1	99-8388	Gasket, 10mm Dia.	49	7	2
98-9763	Asm-Element	66	2	1	99-8389	Gasket, 14mm Dia.	49	9	1
98-9764	Element-Spin On	67	2	1	99-8390	Lock Pipe, Fuel Adjust.	49	1	2
98-9765	Yoke-Shaft	35	18	1	99-8960	Asm-Main Wire Harness	12	56	1
98-9766	Kit-U-Joint	35	21	2	99-8961	Panel-Control	11	14	1
98-9767	Yoke-Slip Tube	35	24	1	99-8975	Strip-Seal	1	28	1
98-9768	Yoke-End	35	25	1	99-8980	Asm-Engine	36	18	1
98-9769	Yoke-Flange	35	23	1	100-3700	Decal-Diagnostic-ACE	9	1	1
98-9771	Asm-Cover	66	3	1	100-3701	Decal-Diag. (Danish)	9	1	1
98-9772	Head-Filter	67	1	1	100-3702	Decal-Diag. (Dutch)	9	1	1
98-9773	Plug-Base, Filter	67	5	1	100-3703	Decal-Diag. (Finnish)	9	1	1
98-9774	O-Ring, Filter Base	67	3	1	100-3704	Decal-Diag. (French)	9	1	1
98-9775	Base-Filter	67	4	1	100-3705	Decal-Diag. (German)	9	1	1
98-9776	Plug-Head, Filter	67	8	1	100-3706	Decal-Diag. (Italian)	9	1	1
98-9777	Asm-Valve, Drain	67	10	1	100-3707	Decal-Diag. (Japan)	9	1	1
98-9779	Rotary Cartridge Kit	17	30	2	100-3708	Decal-Diag. (Norwegian)	9	1	1
98-9781	Fitting-Hydraulic 90°	16	25	1	100-3709	Decal-Diag. (Portuguese)	9	1	1
98-9788	Decal-Instructions	65	40	1	100-3710	Decal-Diag. (Spanish)	9	1	1
98-9794	Muffler	35	1	1	100-3711	Decal-Diag. (Swedish)	9	1	1
98-9796	Asm-Pump, Gear	31	18	1	217-120	Rim	25	52	2
98-9797	Kit-Housing, Section 2	32	*	1	217-121	Rim	68	20	2
98-9798	Kit-Housing, Section 1	32	*	1	218-446	Nut-Locking	11	10	1
98-9799	Kit-Housing, Section 3	32	*	1	218-447	Washer-E.T.L.W.	11	11	1
99-6969	Seal-Oil	28	2	2	218-498	Nut-Hex.	11	4	2
99-8301	Nut	56	1	3	218-498	Nut-Lock	34	54	2
99-8302	Washer-Adjusting	56	4	3	218-533	Lens-Red	4	36	1
99-8303	Spring-Nozzle	56	5	3	218-535	Nut-Lock	4	33	1
99-8304	Piece-Distance	56	7	3	218-536	Washer-Lock	4	34	1
99-8305	Push Rod	56	6	3	218-574	Fuse-7.5A	11	20	1
99-8306	Nut-Nozzle	56	9	3	218-578	Fuse-10A	11	20	3
99-8307	Washer	56	2	3	218-589	Washer-Lock	11	29	1
99-8308	Piece-Nozzle	56	8	3	218-594	Fuse-20A	11	20	1
99-8309	Asm-Washer, Adjusting	56	10	3	219-19	Lamp-Green	12	*	1
99-8310	Washer-Adj. (0.10mm)	56	*	3	231-134	Tire	25	53	2
99-8311	Washer-Adj. (0.20mm)	56	*	3	231-141	Tire	68	19	2
99-8312	Washer-Adj. (0.30mm)	56	10	3	232-27	Stem-Valve	24	3	2
99-8313	Washer-Adj. (0.40mm)	56	*	3	232-35	Stem-Valve	68	21	2
99-8314	Washer-Adj. (0.50mm)	56	*	3	233-17	Knob-Parking Brake	4	9	1
99-8315	Washer-Adj. (0.52mm)	56	*	3	233-42	Knob	6	19	1
99-8316	Washer-Adj. (0.54mm)	56	*	3	233-42	Knob-Throttle	7	34	1
99-8317	Washer-Adj. (0.56mm)	56	*	3	237-21	O-Ring	18	2	7
99-8318	Washer-Adj. (0.58mm)	56	*	3	237-21	O-Ring	19	2	7
99-8319	Washer-Adj. (0.80mm)	56	*	3	237-21	O-Ring	20	4	5
99-8342	Stud	64	11	4	237-21	O-Ring	71	5	8
99-8343	Gasket-Muffler	64	10	1	237-21	O-Ring	73	14	4
99-8345	Asm-Case, Main Bearing	44	1	1	237-21	O-Ring	16	18	4
99-8348	Bolt	54	18	1	237-21	O-Ring	68	33	2
99-8349	Extension-Fill, Oil	42	14	1	237-22	O-Ring	16	1	1
99-8350	Key-Switch	3	2	1	237-22	O-Ring	18	14	2
99-8351	Filter-Fuel	22	1	1	237-22	O-Ring	4	14	5
99-8352	Asm-Switch, Toggle	11	16	1	237-22	O-Ring	31	15	1
99-8352	Switch-Backlap	33	44	1	237-22	O-Ring	24	20	2
99-8353	Kit-Individual Pieces	32	*	1	237-22	O-Ring	14	23	6
99-8356	Kit-Head W/Label	23	1	1	237-22	O-Ring	20	36	4
99-8357	Kit-Bowel	23	4	1	237-22	O-Ring	34	47	2
99-8358	Kit-Element	23	2	1	237-30	O-Ring	31	11	2
99-8359	O-Ring	23	3	1	237-30	O-Ring	17	12	1
99-8363	Bolt-Flange	57	24	4	237-30	O-Ring	16	13	7
99-8370	Frame-End	60	8	1	237-30	O-Ring	20	19	19
99-8371	Nut-Hex.	60	12	1	237-42	O-Ring	16	3	2
99-8372	Asm-Switch, Magnetic	60	14	1	237-42	O-Ring	17	5	2
99-8373	Clutch	60	17	1	237-42	O-Ring	67	6	1
99-8374	Frame-Drive End	60	19	1	237-42	O-Ring	71	6	2
99-8375	Cover-Cord	60	23	1	237-42	O-Ring	19	12	2
99-8376	Nut	60	25	1	237-42	O-Ring	18	16	2
99-8377	Nut-Flange	55	17	3	237-42	O-Ring	14	25	4
99-8378	Washer-Plain	55	18	3	237-42	O-Ring	15	49	1
99-8380	Complete Lever & Fork	53	16	1	237-65	O-Ring	14	10	5

*Not Illustrated

TORO PART NUMBER INDEX (Cont.)

Part No.	Description	Pg. No.	Ref. No.	Qty.	Part No.	Description	Pg. No.	Ref. No.	Qty.
237-65	O-Ring	16	22	1	282-4	Clevis-Spring	71	21	3
237-65	O-Ring	34	50	2	283-6	Pin-Clevis	73	10	2
237-78	O-Ring	17	1	12	283-6	Pin-Clevis	71	15	3
237-78	O-Ring	20	2	5	283-58	Pin-Clevis	6	30	4
237-78	O-Ring	71	3	6	285-22	Plug-Pipe	67	9	1
237-78	O-Ring	18	4	7	302-5	Fitting-Grease	70	7	2
237-78	O-Ring	19	4	8	302-5	Fitting-Grease	68	11	4
237-78	O-Ring	16	7	6	302-5	Fitting-Grease	71	11	6
237-78	O-Ring	67	7	1	302-5	Fitting-Grease	75	13	1
237-78	O-Ring	73	12	4	302-5	Fitting-Grease	76	13	1
237-78	O-Ring	24	22	1	302-5	Fitting-Grease	77	13	1
237-78	O-Ring	68	31	2	302-5	Fitting-Grease	78	13	1
237-79	O-Ring	16	9	6	302-5	Fitting-Grease	30	20	1
237-79	O-Ring	17	10	1	302-5	Fitting-Grease	35	22	2
237-79	O-Ring	31	17	3	302-5	Fitting-Grease	73	29	4
237-79	O-Ring	20	18	10	302-5	Fitting-Grease	6	39	1
237-79	O-Ring	24	18	2	302-10	Fitting-Grease 45°	36	10	1
237-79	O-Ring	14	45	1	304-46	Drain-Radiator	33	10	1
237-80	O-Ring	17	20	1	304-46	Fitting-Drain	22	27	1
237-81	O-Ring	14	12	4	304-73	Fitting-Barbed	22	2	1
237-81	O-Ring	24	25	2	321-2	Screw-HH	24	6	1
237-81	O-Ring	16	26	1	321-4	Screw-HH	3	6	2
237-101	O-Ring	14	7	1	321-4	Screw-HH	33	23	7
237-141	Bumper	1	6	2	321-4	Screw-HH	7	31	1
237-146	O-Ring	31	19	1	321-5	Screw-HH	65	23	2
237-156	O-Ring	17	16	2	321-8	Screw-HH	22	31	1
237-161	O-Ring	24	36	1	321-11	Screw-HH	19	6	4
237-163	O-Ring	31	9	1	321-15	Screw-HH	11	33	2
237-165	Grommet	69	46	2	321-18	Screw-HH	18	5	4
237-181	O-Ring	25	51	1	321-23	Screw-HH	14	13	2
240-3	Grommet	34	57	2	321-39	Screw-HH	1	15	7
240-5	Grommet-Rubber	20	28	4	321-39	Screw-HH	11	26	2
240-11	Grommet	22	23	3	322-2	Screw-HH	33	36	4
240-11	Grommet	14	39	3	322-2	Screw-HH	37	49	4
241-119	Cap-Dust	68	24	2	322-3	Screw-HH	7	14	13
242-34	Stud-Flange, Axle	28	9	10	322-3	Screw-HH	30	18	2
242-50	Nut-Lug	68	26	10	322-3	Screw-HH	6	25	8
2411-36	Bearing-Rod End	6	2	1	322-3	Screw-HH	16	28	4
2412-34	Clamp-Hose	31	2	1	322-3	Screw-HH	1	30	4
2412-34	Clamp-Hose	33	15	4	322-3	Screw-HH	11	35	2
2412-34	Clamp-Hose	14	18	3	322-4	Screw-HH	65	11	3
2412-36	Clamp-Drain	22	26	1	322-4	Screw-HH	22	28	1
2412-42	Clamp-Hose	65	1	1	322-4	Screw-HH	2	40	2
2412-92	Clamp-Hose	36	14	1	322-4	Screw-HH	37	53	9
2412-93	Clamp-R	7	18	1	322-5	Screw-HH	73	6	3
2412-93	Clamp-R	14	32	2	322-5	Screw-HH	19	17	2
2412-98	Clamp-Hose	22	4	1	322-5	Screw-HH	1	19	4
2412-98	Clamp-Hose	33	31	1	322-5	Screw-HH	71	26	3
2412-103	Clamp-R	33	29	2	322-5	Screw-HH	65	28	2
2412-108	Clamp	65	39	4	322-5	Screw-HH	12	54	1
2412-108	Clamp-Hose	22	11	4	322-5	Screw-HH	34	60	4
2412-126	Clamp-R	12	53	1	322-6	Screw-HH	73	17	4
2412-129	Clamp-Hose	24	27	2	322-6	Screw-HH	8	30	1
2412-133	Clamp-R	7	42	2	322-6	Screw-HH	36	38	8
2412-146	Clamp-Spring	22	34	2	322-6	Screw-HH	65	42	2
251-259	Bearing-Ball	30	11	2	322-7	Screw-HH	30	10	1
251-318	Bearing-Ball	36	7	2	322-9	Screw-HH	35	19	2
253-129	Seal-Grease	68	28	2	322-10	Screw-HH	30	3	1
254-65	Cone-Tapered Bearing	27	28	2	322-12	Screw-HH	73	32	2
254-66	Cup-Tapered Bearing	27	27	2	322-13	Screw-HH	18	29	4
254-72	Cup-Bearing	68	17	4	322-13	Screw-HH	71	35	6
254-91	Cone-Bearing	27	23	1	322-13	Screw-HH	74	50	3
254-94	Cone-Bearing	68	16	4	323-4	Screw-HH	7	2	2
256-42	Bushing-Sleeve	6	34	2	323-4	Screw-HH	14	43	2
256-113	Bushing-Flange	30	19	2	323-6	Screw-HH	35	3	4
256-115	Washer-Thrust	73	26	8	323-6	Screw-HH	36	12	2
256-115	Washer-Thrust	71	41	11	323-6	Screw-HH	74	54	2
256-121	Washer-Thrust	68	12	2	323-7	Screw-HH	68	1	4
256-236	Bearing-Flange	6	24	4	323-8	Screw-HH	36	45	1
256-287	Bushing-Flange	73	38	4	323-9	Screw-HH	6	3	1
281-13	Plug-Pipe	65	36	2	323-9	Screw-HH	65	14	1
282-4	Clevis-Spring	73	3	2	323-10	Screw-HH LH	36	33	1

*Not Illustrated

TORO PART NUMBER INDEX (Cont.)

3322-528

Part No.	Description	Pg. Ref. No. No. Qty.	Part No.	Description	Pg. Ref. No. No. Qty.
323-11	Screw-HH	71 39 1	3256-1	Washer-Flat	3 7 2
323-12	Screw-HH	31 4 2	3256-1	Washer-Flat	11 13 5
323-12	Screw-HH	24 32 2	3256-1	Washer-Flat	1 14 10
323-12	Screw-HH	72 56 2	3256-1	Washer-Flat	4 29 2
323-12	Screw-HH RH	36 27 3	3256-2	Washer-Flat	33 34 4
323-20	Screw-HH	25 49 2	3256-3	Washer-Flat	2 31 4
324-7	Screw-HH	24 29 4	3256-3	Washer-Flat	11 34 3
325-2	Screw-HH	34 65 2	3256-4	Washer-Flat	35 4 8
325-4	Screw-HH	73 35 4	3256-5	Washer-Flat	8 4 1
325-4	Screw-HH	72 59 6	3256-6	Washer-Flat	73 40 4
325-5	Screw-HH	79 6 9	3256-6	Washer-Flat	72 57 6
325-7	Screw-HH	24 13 2	3256-22	Washer-Flat	6 6 2
325-12	Screw-HH	65 30 2	3256-22	Washer-Flat	4 11 4
327-2	Screw-HH	68 3 1	3256-22	Washer-Flat	33 22 4
328-7	Screw-HH	71 18 4	3256-22	Washer-Flat	22 33 1
328-12	Screw-HH	71 13 2	3256-22	Washer-Flat	25 54 2
328-25	Screw-HH	68 30 1	3256-23	Washer-Flat	73 7 10
328-27	Screw-HH	69 49 1	3256-23	Washer-Flat	7 12 8
3210-8	Screw-HH	26 19 8	3256-23	Washer-Flat	1 18 6
3212-4	Screw-HH	79 * 2	3256-23	Washer-Flat	71 25 3
3213-2	Screw-HH	37 60 8	3256-23	Washer-Flat	4 31 6
3217-6	Nut-Hex	8 32 1	3256-23	Washer-Flat	36 34 10
3217-6	Nut-Hex.	30 28 1	3256-23	Washer-Flat	33 38 4
3217-9	Nut-Hex.	65 32 2	3256-24	Washer-Flat	68 2 2
3217-9	Nut-Lock	79 7 3	3256-24	Washer-Flat	6 4 1
3218-1	Nut-Jam	25 50 1	3256-24	Washer-Flat	8 5 1
3220-3	Nut-Jam	6 1 2	3256-24	Washer-Flat	65 16 1
3220-3	Nut-Jam	68 14 8	3256-24	Washer-Flat	7 19 3
3220-5	Nut-Jam	68 36 2	3256-24	Washer-Flat	71 24 3
3220-6	Nut	5 27 1	3256-24	Washer-Flat	36 30 5
3220-6	Nut-Steering Wheel	4 8 1	3256-24	Washer-Flat	73 30 4
3220-7	Nut-Jam	68 23 2	3256-24	Washer-Flat	14 41 2
3220-12	Nut-Jam LH Thread	68 38 2	3256-24	Washer-Flat	65 46 2
3230-2	Bolt-Carriage	36 13 1	3256-26	Washer-Flat	30 2 1
3234-5	Screw-HHF	2 34 1	3256-26	Washer-Flat	79 4 9
3234-5	Screw-Whiz Lock	33 3 6	3256-26	Washer-Flat	4 22 1
3234-7	Screw-HHF (Europe)	2 42 1	3256-26	Washer-Flat	8 24 2
3234-13	Screw-Cap Flange Hd.	69 52 2	3256-26	Washer-Flat	34 63 2
3234-14	Screw-HWH	2 33 14	3256-40	Washer-Flat	37 62 4
3234-29	Screw	65 41 2	3256-46	Washer-Flat	8 20 1
3234-29	Screw-HHF	37 55 6	3256-69	Washer-Thrust	6 31 3
3250-29	Screw-HH	7 7 4	3256-70	Washer-Flat	18 31 4
3253-3	Washer-Lock	24 7 1	3256-70	Washer-Flat	20 37 4
3253-3	Washer-Lock	7 30 1	3256-70	Washer-Flat	71 37 6
3253-3	Washer-Lock	11 32 2	3256-70	Washer-Plain	74 46 2
3253-4	Washer-Lock	4 2 2	3256-78	Washer-Flat	36 20 1
3253-4	Washer-Lock	7 13 4	3258-166	Screw-PPH	11 12 5
3253-4	Washer-Lock	73 16 2	3258-166	Screw-PPH	4 28 2
3253-4	Washer-Lock	30 17 2	3258-166	Screw-PPH	2 46 3
3253-4	Washer-Lock	1 20 4	3269-10	Washer-Back-up	33 30 5
3253-4	Washer-Lock	16 29 4	3269-13	Rivet-Pop	33 32 15
3253-4	Washer-Lock	33 39 4	3269-15	Rivet-Pop	33 5 8
3253-4	Washer-Lock	36 43 6	3272-2	Pin-Cotter	6 5 2
3253-5	Washer-Lock	31 5 2	3272-4	Pin-Cotter	1 11 2
3253-6	Washer-Lock	79 * 2	3272-5	Pin-Cotter	4 17 3
3253-6	Washer-Lock	8 25 2	3272-10	Pin-Cotter	30 1 1
3253-7	Washer-Lock	79 5 9	3272-10	Pin-Cotter	73 4 2
3253-7	Washer-Lock	73 39 4	3272-10	Pin-Cotter	71 17 3
3253-7	Washer-Lock	72 58 6	3272-10	Pin-Cotter	4 21 1
3253-7	Washer-Lock	37 61 8	3272-10	Pin-Cotter	7 21 2
3253-7	Washer-Lock	34 64 2	3272-10	Pin-Cotter	6 40 4
3253-15	Washer-Lock	22 8 5	3272-13	Pin-Cotter	68 25 2
3253-19	Washer-Lock	12 *71 2	3273-26	Screw-Hex. Socket Hd.	11 45 2
3253-21	Washer-Lock	65 15 1	3290-271	Rivet-Pop	33 20 2
3253-21	Washer-Lock	24 33 2	3290-354	Plate-Nut	11 36 2
3253-21	Washer-Lock	14 42 2	3290-378	Tie-Cable	20 * 4
3253-21	Washer-Lock	37 50 1	3290-378	Tie-Cable	4 * 3
3253-27	Washer-Lock	65 31 2	3290-378	Tie-Cable	33 17 1
3253-33	Washer-Lock	8 31 1	3290-378	Tie-Cable	73 42 2
3255-8	Washer-Lock	37 52 1	3290-378	Tie-Cable	72 68 5
3255-8	Washer-Lock ETLW	4 15 1	3290-379	Tie-Cable	73 1 4
3255-9	Washer-Lock	36 16 2	3290-379	Tie-Cable	71 14 3

*Not Illustrated

TORO PART NUMBER INDEX (Cont.)

Part No.	Description	Pg. No.	Ref. No.	Qty.	Part No.	Description	Pg. No.	Ref. No.	Qty.
3290-410	Tie-Cable, Push On	4	*	4	32128-36	Nut-HFH	37	67	3
3290-461	Washer-Belleville	6	21	1	32144-5	Nut	26	1	8
3290-488	Boot-Lift Control	11	40	1	32144-10	Screw-HWH	14	33	2
3290-489	Knob-Lift Control	11	3	1	32144-14	Screw-HH	37	64	2
3296-2	Nut-Lock	11	18	4	32144-14	Screw-HWH	2	49	2
3296-3	Nut-Lock	7	27	1	32144-14	Screw-Self Tapping	72	66	3
3296-9	Nut-Hex.	30	24	2	32144-18	Screw-HH	11	46	2
3296-16	Nut-Lock	3	9	2	32144-21	Screw	4	6	1
3296-20	Nut-Lock	4	16	4	32144-22	Screw-HH	30	13	4
3296-20	Nut-Lock	7	51	1	32144-26	Screw-TAP	4	1	2
3296-23	Nut-Lock	24	16	2	32144-58	Screw-HSH	20	32	4
3296-29	Nut-Lock	30	9	4	32144-112	Screw-HH	24	8	8
3296-29	Nut-Lock	73	9	11	32144-112	Screw-Thread Forming	26	13	8
3296-29	Nut-Lock	36	19	15	32151-36	Ring-Retaining	68	7	2
3296-29	Nut-Lock	35	20	2	32151-36	Ring-Retaining	74	47	4
3296-29	Nut-Lock	6	23	8	32151-41	Ring-Retaining	21	13	1
3296-29	Nut-Lock	7	23	10	32151-48	Ring-Retaining	73	5	2
3296-29	Nut-Lock	65	26	8	32151-48	Ring-Retaining	71	20	3
3296-29	Nut-Lock	22	29	1	32151-61	Ring-Retaining	73	18	4
3296-29	Nut-Lock	18	30	4	32151-62	Ring-Retaining	24	38	1
3296-29	Nut-Lock	71	45	3	32151-77	Ring-Retaining	68	40	1
3296-29	Nut-Lock	34	59	2	32152-10	Nut	75	2	1
3296-39	Nut-Lock	68	5	2	32152-10	Nut	76	2	1
3296-39	Nut-Lock	35	6	4	32152-10	Nut	77	2	1
3296-39	Nut-Lock	7	9	3	32152-10	Nut	78	2	1
3296-39	Nut-Lock	36	28	1	32153-6	Nut-Lock	68	6	2
3296-39	Nut-Lock	73	31	6	33014-00	Nut-Lock	35	11	4
3296-39	Nut-Lock	24	35	2	33024-00	Nut-Lock	35	13	1
3296-39	Nut-Lock	6	38	1	33094-00	Washer-Flat	35	8	2
3296-39	Nut-Lock	72	52	2	33103-025	Screw-HHF	22	25	3
3296-42	Nut-Lock	1	13	7	33104-020	Screw-HFH	14	38	6
3296-42	Nut-Lock	14	15	2	33105-025	Screw-HH	14	36	3
3296-42	Nut-Lock	18	21	4	33114-016	Screw-HH	36	35	2
3296-42	Nut-Lock	11	22	4	33114-020	Screw-HH	35	29	2
3296-42	Nut-Lock	33	25	7	33114-025	Screw-HH	35	15	5
3296-42	Nut-Lock	4	30	2	340-1	Fitting-Hydraulic Straight	19	19	2
3296-42	Nut-Lock	22	32	1	340-1	Fitting-Hydraulic Straight	16	40	2
3296-44	Nut-Lock	8	22	1	340-1	Fitting-Straight	72	64	2
3296-44	Nut-Lock	71	23	4	340-2	Fitting-Hydraulic Straight	18	15	2
3296-48	Nut-Lock	24	45	4	340-3	Fitting-Hydraulic Straight	31	16	1
3296-51	Nut-Lock	71	19	6	340-3	Fitting-Hydraulic, Straight	24	19	2
3296-54	Nut-Lock	7	4	4	340-4	Fitting-Hydraulic Straight	16	5	1
3296-56	Nut-Lock	24	4	2	340-4	Fitting-Hydraulic Straight	31	10	2
3296-59	Nut-Lock	6	22	1	340-8	Fitting-Hydraulic Straight	14	11	2
3296-59	Nut-Lock	37	56	1	340-70	Nut-Bulkhead	20	11	2
32104-76	Screw-Thread Forming	72	48	2	340-71	Fitting-Hydraulic	20	31	2
32105-13	Screw-HH	11	17	4	340-77	Fitting-Hydraulic 90°	14	22	1
32105-21	Screw	30	4	2	340-77	Fitting-Hydraulic 90°	18	27	1
32108-9	Screw-Machine	24	12	1	340-82	Fitting-Hydraulic 90°	15	47	2
32120-74	Ring-Retaining	29	53	1	340-87	Fitting-Hydraulic 45°	14	27	1
32120-93	Ring-Retaining	73	25	4	340-92	Fitting-Hydraulic Straight	19	3	4
32120-93	Ring-Retaining	71	29	6	340-92	Fitting-Hydraulic Straight	16	17	2
32121-2	Pin-Roll	36	4	2	340-92	Fitting-Hydraulic Straight	18	26	4
32121-6	Pin-Roll	6	9	1	340-98	Fitting-Hydraulic 90°	16	2	2
32121-16	Pin-Roll	6	32	1	340-98	Fitting-Hydraulic 90°	20	7	10
32121-27	Pin-Roll	71	2	3	340-101	Fitting-Hydraulic 45°	16	10	2
32121-27	Pin-Roll	74	62	2	340-101	Fitting-Hydraulic 45°	17	11	1
32121-38	Pin-Roll	7	22	1	340-103	Fitting-Hydraulic 45°	20	3	5
32121-45	Pin-Roll	6	10	2	340-103	Fitting-Hydraulic 45°	68	32	2
32121-50	Pin-Roll	6	41	1	340-103	Fitting-Hydraulic 45°	73	13	1
32121-122	Pin-Roll	73	44	2	340-124	Fitting-Straight	34	48	2
32121-122	Pin-Roll	72	55	3	340-127	Nut-Bulkhead	20	12	4
32122-24	Screw-Round Hd.	22	9	5	340-132	Fitting-Hydraulic 90°	18	3	3
32128-20	Nut-Flange Lock	19	18	2	340-132	Fitting-Hydraulic 90°	71	4	5
32128-20	Nut-Lock	65	21	3	340-132	Fitting-Hydraulic 90°	19	8	1
32128-20	Nut-Whiz	33	8	8	340-132	Fitting-Hydraulic 90°	73	22	3
32128-25	Nut-Flange	7	38	4	340-139	Fitting-Hydraulic 90°	16	23	1
32128-26	Nut-Flange	8	21	4	340-139	Fitting-Hydraulic 90°	14	35	1
32128-33	Nut-Flange Head	2	45	3	340-143	Fitting-Hydraulic 90°	19	11	1
32128-33	Nut-Lock	65	9	2	340-143	Fitting-Hydraulic 90°	17	18	1
32128-33	Nut-Lock	19	10	4	340-143	Fitting-Hydraulic 90°	16	32	1
32128-33	Nut-Lock, Flange Hd.	12	55	3					

*Not Illustrated

TORO PART NUMBER INDEX (Cont.)

3322-528

Part No.	Description	Pg. Ref. No. No. Qty.	Part No.	Description	Pg. Ref. No. No. Qty.
340-143	Fitting-Hydraulic 90°	72 70 1	354-22	Fitting-Fuel, Straight	22 13 1
351-78	Edging	7 1 1	354-46	Ring-Seal	21 8 1
351-80	Clip	7 40 1	354-50	Screw-HSH	21 1 4
353-508	Plug-Hydraulic	14 40 1	354-51	Washer	21 2 4
353-512	Fitting-Hydraulic Plug	19 5 2	354-70	Plug	17 21 1
353-550	Plug-Drain	14 44 1	354-72	Fitting-Hydraulic 45°	24 42 1
353-599	Pin-Dowel	21 3 2	354-73	Fitting-Hydraulic Straight	14 24 2
353-682	Fitting-Hydraulic Straight	14 20 1	354-74	Fitting-Hydraulic Plug	14 16 1
353-783	Fitting-Fuel	22 3 1	354-75	Fitting-Hydraulic 90°	24 40 1
353-783	Fitting-Fuel	65 35 1	354-77	Fitting-Hydraulic Test Port	24 23 1
353-989	Plug	17 6 2	354-77	Fitting-Test Port	16 11 2
353-990	Plug	17 2 11	354-78	Fitting-Hydraulic	31 3 1
353-991	Plug	17 17 2	354-79	Cap-Test Port	16 12 2
354-20	Fitting-Fuel Tee	22 15 1	354-79	Cap-Test Port	24 24 1
354-21	Fitting-Fuel Straight	22 14 1			

TABLE OF CONTENTS

Description	Page	Description	Page
Frame & Body Assembly	1-2	Main Bearing Case Assembly	44
Hood Switch & Lock Assembly	3	Cam Shaft Assembly	45
Steering Tower Assembly	4	Piston & Crankshaft Assembly	46
Steering Valve Assembly No. 75-0600	5	Flywheel Assembly	47
Traction & Brake Pedals Assembly	6	Fuel Camshaft Assembly	48
Seat & Throttle Assembly	7	Engine Stop Lever Assembly	49
Seat Suspension Assembly	8	Stop Solenoid & Fuel Pump Assembly	50
Diagnostic-ACE Display Assembly	9	Injection Pump Assembly	51
Electrical Schematic	10	Injection Pump Assembly (Continued)	52
Control Console Assembly	11-12	Governor Assembly	53
Hydraulic Schematic	13	Speed Control Plate Assembly	54
Hydraulic Reservoir Assembly	14-15	Nozzle Holder & Glow Plug Assembly	55
Hydraulic Control Manifold Assembly	16	Nozzle Holder Assembly	56
Control Manifold Assembly	17	Alternator & Pulley Assembly	57
Front Hydraulic Manifolds	18	Alternator Assembly	58
Rear Hydraulic Manifolds	19	Starter Mount Assembly	59
Cutting Unit Hydraulic Components	20	Starter Assembly	60
Reel Motor Assembly No. 93-1375	21	Water Flange & Thermostat Assembly	61
Fuel Tank Assembly	22	Water Pump Assembly	62
Fuel Filter Assembly	23	Valve & Rocker Arm Assembly	63
Front Axle & Transmission Assembly	24-25	Exhaust Manifold & Gasket Assembly	64
Front Axle Assembly No. 94-6933	26-27	Engine Components Assembly	65
Brake Assembly	28	Air Cleaner Assembly	66
Transmission Assembly No. 75-0012	29	Filter, Water/Fuel Separator	67
Traction Control Assembly	30	Rear Axle Assembly	68-69
Gear Pump Installation Assembly	31	Hydraulic Cylinder No. 75-1200	70
Hydraulic Pump Assembly No. 98-9796	32	Front Lift Arms Assembly	71-72
Radiator Assembly	33-34	Rear Lift Arms Assembly	73-74
Muffler & Pump Drive Assembly	35	Hydraulic Cylinder Assembly No. 93-9311	75
Engine Installation Assembly	36-37	Hydraulic Cylinder Assembly No. 93-9310	76
Crankcase Assembly	38	Hydraulic Cylinder Assembly No. 98-8069	77
Oil Pan Assembly	39	Hydraulic Cylinder Assembly No. 98-8068	78
Cylinder Head Assembly	40	Roll Over Protection System (R.O.P.S.) Assembly	79
Gear Case & Oil Filter Assembly	41	Special Tools	80
Head Cover Assembly	42	Part Number Index	81-93
Dipstick & Guide Assembly	43		

IDENTIFICATION AND ORDERING

MODEL AND SERIAL NUMBERS

The Reelmaster® 5200D has two identification numbers; a model number and a serial number. The two numbers are stamped on a decal which is located on the traction unit frame under the seat. In any correspondence concerning the Reelmaster 5200D, supply model and serial numbers to assure that correct information and replacement parts are obtained.

To order replacement parts from an Authorized TORO Service Dealer, supply the following information:

1. Model and serial number of the Reelmaster 5200D.
2. Part number, description, and the quantity of part(s) desired.

NOTE: Do not order by reference number if a parts catalog is being used; use the PART NUMBER.

COUNTRIES OTHER THAN THE UNITED STATES OR CANADA

Customers who have purchased TORO products exported from the United States or Canada should contact their Toro Distributor

(Dealer) to obtain guarantee policies for your country, province or state.

