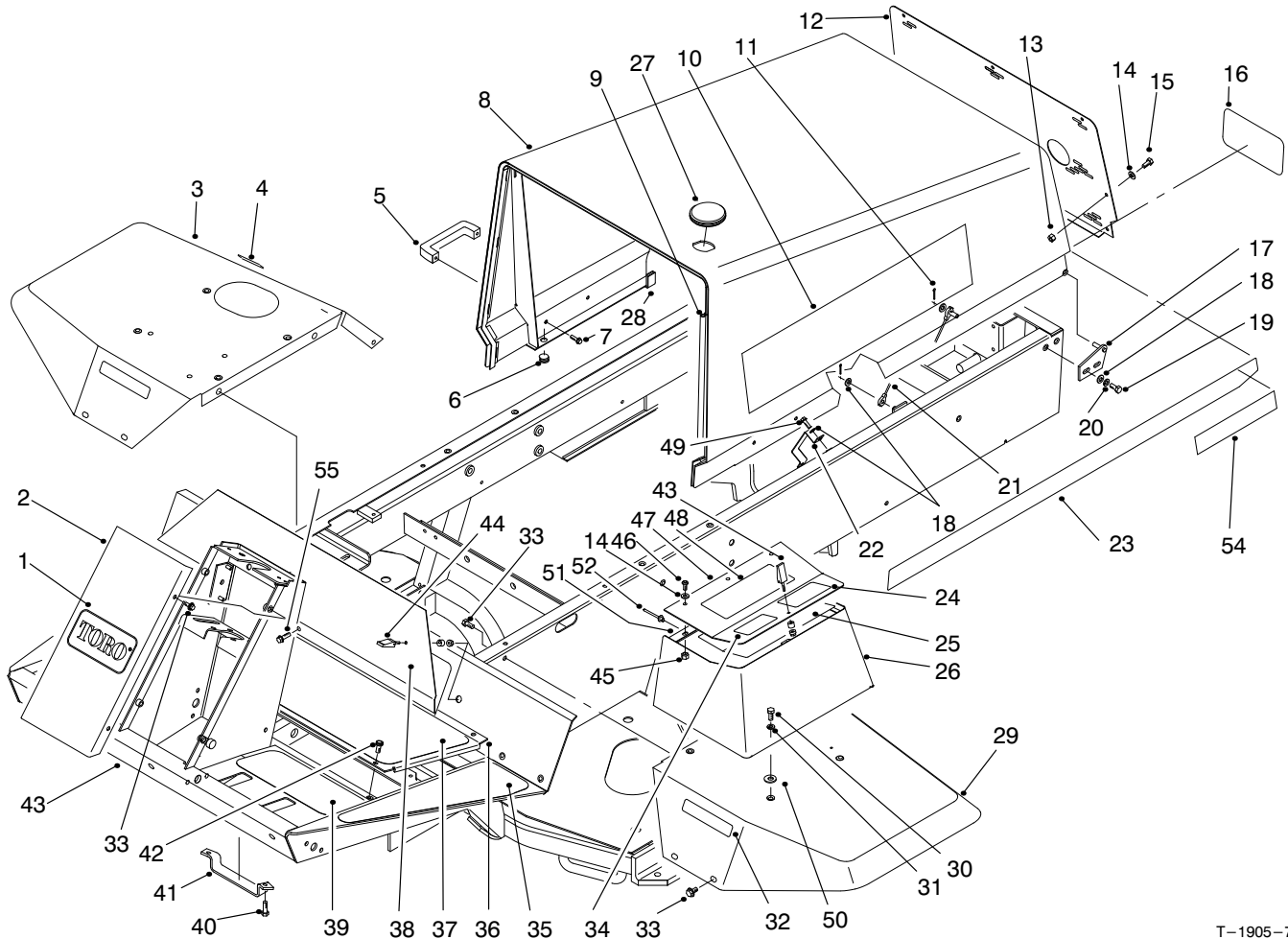


TORO[®]

MODEL NO. 03541-90400 & UP

**PARTS
CATALOG****REELMASTER[®] 5200D 4WD
TRACTION UNIT**

T-1905-7

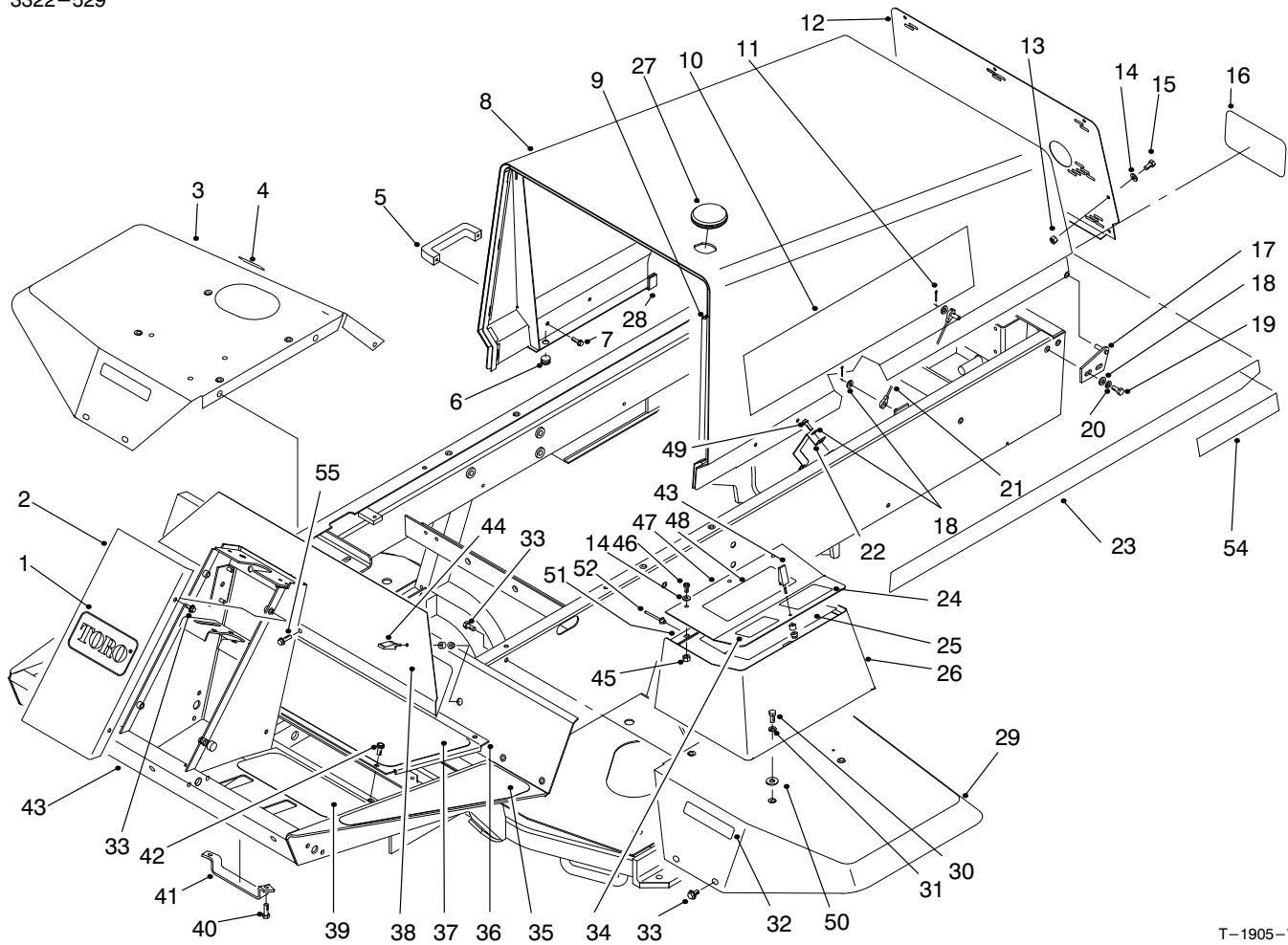
FRAME & BODY ASSEMBLY

Ref. No.	Part No.	Description	No. Used
1	62-5550	Decal-TORO	1
2	75-1420	Cover-Steering Tower	1
3	93-7579	Fender-RH	1
4	93-6686	Decal-Hyd. Oil	1
5	65-5100	Handle	2
6	237-141	Bumper	2
7	46-8091	Screw-HH	4
8	98-9319	Hood	1
9	93-0081	Strip-Seal	1
10	98-4521	Decal-Reelmaster [®] 5200D	2
11	3272-4	Pin-Cotter	2
12	98-4573	Screen-Hood	1
13	3296-42	Nut-Lock	7
14	3256-1	Washer-Flat	10
15	321-39	Screw-HH	7
16	62-7400	Decal-TORO	1
17	63-6900	Hinge-Hood LH	1

Ref. No.	Part No.	Description	No. Used
*	63-6890	Hinge-Hood RH	1
18	3256-23	Washer-Flat	6
19	322-5	Screw-HH	4
20	3253-4	Washer-Lock	4
21	75-0570	Cable-Hood	1
22	98-4572	Bracket-Hose	1
23	92-5751	Decal-Hood Trim LH	1
*	92-5752	Decal-Hood Trim RH	1
24	93-6698	Decal-Warning	1
25	98-9340	Decal-Service	1
26	75-5810	Tool Box	1
27	98-9314	Plug-Hood	1
28	99-8975	Strip-Seal	1
29	75-3860	Fender-LH	1
30	322-3	Screw-HH	4
31	3256-3	Washer-Flat	4
32	93-6689	Decal-No Riders	2

* Not Illustrated

©The TORO Company - 1999
All Rights Reserved



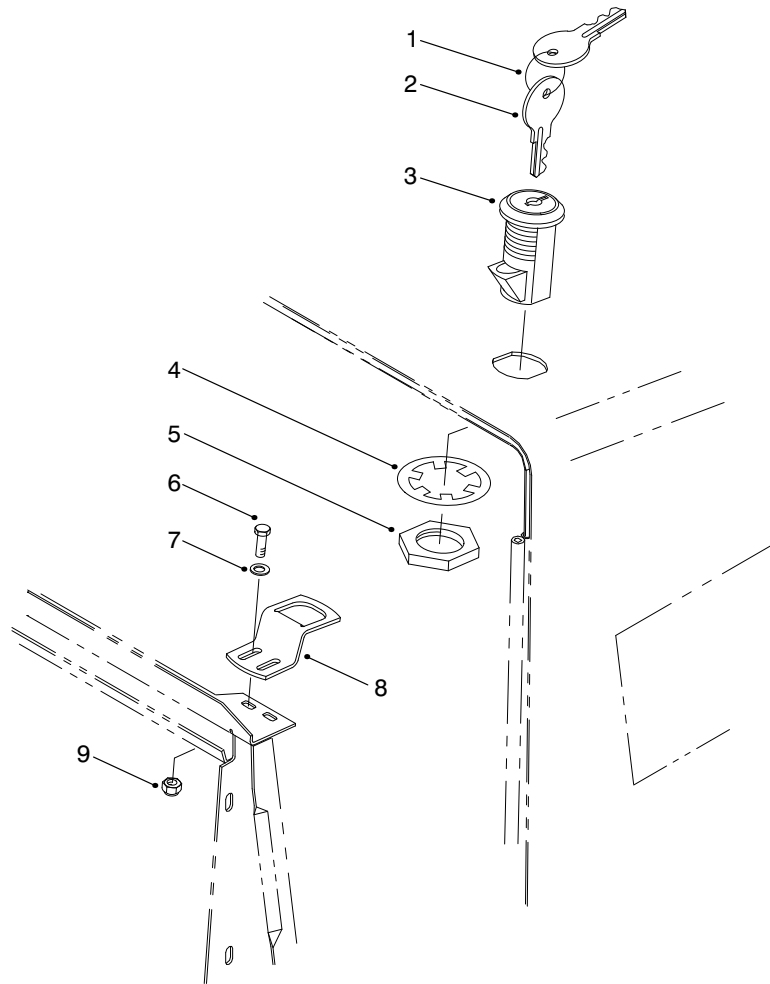
T-1905-7

FRAME & BODY ASSEMBLY (Continued)

Ref. No.	Part No.	Description	No. Used
33	3234-14	Screw-HWH	14
34	3234-5	Screw-HHF	1
35	75-0650	Tread-Footrest LH	1
*	75-0640	Tread-Footrest RH	1
36	75-1410	Panel-Floor	1
37	75-0630	Tread-Foot Center	1
38	75-1390	Panel-Access	1
39	75-0620	Tread-Foot LH	1
*	75-0610	Tread-Foot RH	1
40	322-4	Screw-HH	2
41	93-3626	Bracket-Hose	1
42	75-6840	Knob-Knurled	4
42	3234-7	Screw-HHF (Europe)	1

Ref. No.	Part No.	Description	No. Used
43	98-4549	Asm-Frame	1
44	74-5950	Asm-Swell Latch	3
45	32128-33	Nut-Flange Head	3
46	3258-166	Screw-PPH	3
47	75-6260	Cover-Tool Box	1
48	93-8051	Decal-Warning	1
50	66-2920	Washer-Nylon	4
49	32144-14	Screw-HWH	2
51	75-5780	Hinge-Cover	1
52	93-8744	Rivet	3
54	72-3560	Decal-4WD	2
55	3234-5	Screw-HFH	1

*Not Illustrated



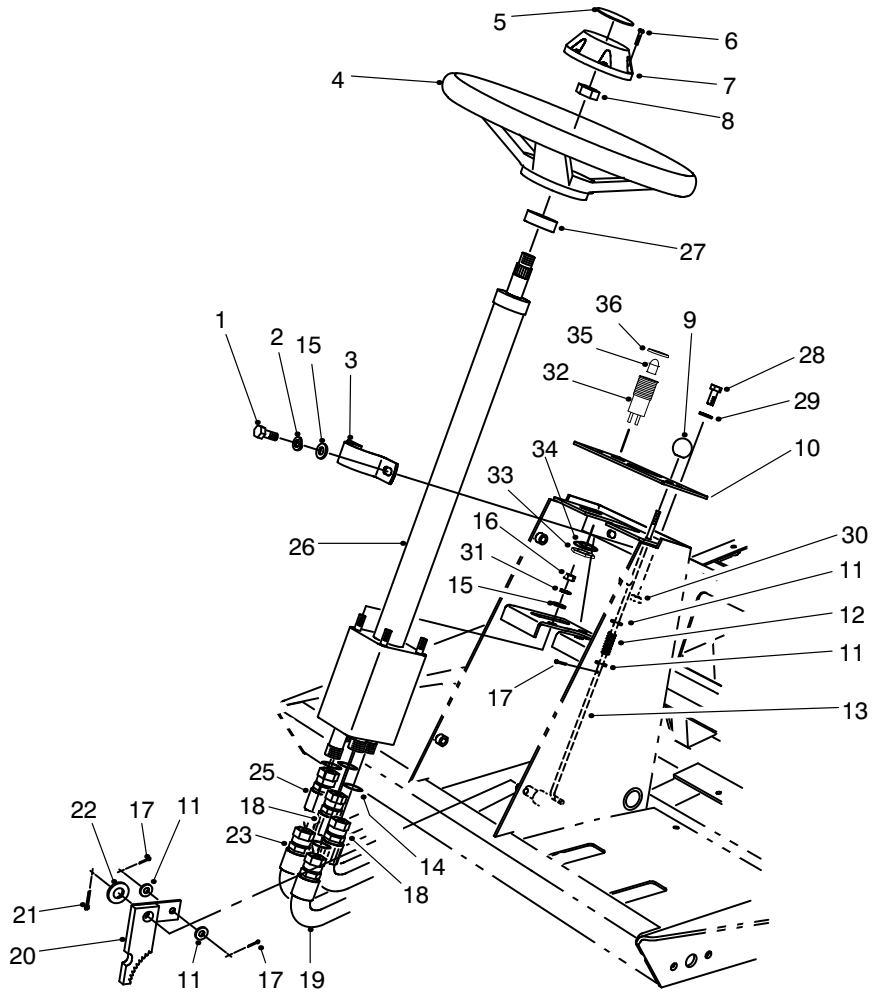
T-3095

HOOD SWITCH & LOCK ASSEMBLY

Ref. No.	Part No.	Description	No. Used
1	98-9321	Ring-key	1
2	99-8350	Key-Switch	1
3	98-9315	Switch-Lock, Hood (Incl. Ref. #4 & 5)	1
4		Washer-Switch	1

Ref. No.	Part No.	Description	No. Used
5		Nut-Switch	1
6	321-4	Screw-HH	2
7	3256-1	Washer-Flat	2
8	98-9316	Bracket-Latch, Hood	1
9	3296-16	Nut-Lock	2

*Not Illustrated



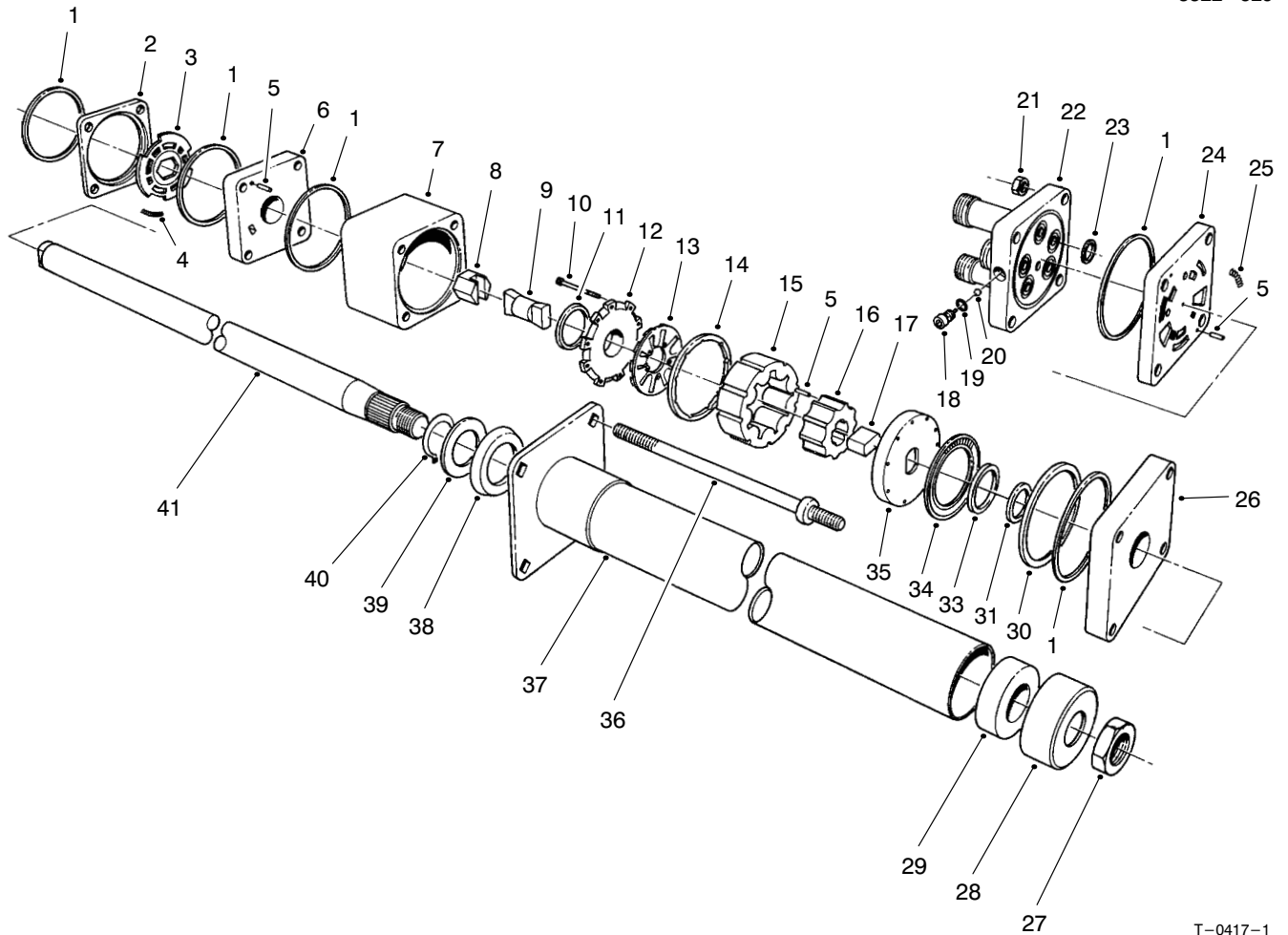
T-1044-2

STEERING TOWER ASSEMBLY

Ref. No.	Part No.	Description	No. Used
1	32144-26	Screw-TAP	2
2	3253-4	Washer-Lock	2
3	75-2810	Clamp-Steering Valve	1
4	75-0560	Asm-Steering Wheel (Incl. Ref. #6-8)	1
5	68-5370	Decal-TORO	1
6	32144-21	Screw	1
7	68-5140	Cap-Steering Wheel	1
8	3220-6	Nut-Steering Wheel	1
9	233-17	Knob-Parking Brake	1
10	93-6682	Panel-Tower	1
11	3256-22	Washer-Flat	4
12	95-1821	Spring-Compression	1
13	75-1490	Rod-Parking Brake	1
14	237-22	O-Ring	5
15	3255-8	Washer-Lock ETLW	1
16	3296-20	Nut-Lock	4
17	3272-5	Pin-Cotter	3
18	75-6230	Hose-Hydraulic RT	2
19	75-6240	Hose-Hydraulic IN	1

Ref. No.	Part No.	Description	No. Used
20	63-7900	Rack-Parking Brake	1
21	3272-10	Pin-Cotter	1
22	3256-26	Washer-Flat	1
23	75-5940	Hose-Hydraulic AUX	1
25	75-6250	Hose-Hydraulic OUT	1
26	75-0600	Asm-Steering Valve (Incl. Ref. #14)	1
27	21-9260	Seal-Shaft	1
28	3258-166	Screw-PPH	2
29	3256-1	Washer-Flat	2
30	3296-42	Nut-Lock	2
31	3256-23	Washer-Flat	6
32	44-2210	Asm-Lights, Warning (Incl. Ref. #33-36)	1
33	218-535	Nut-Lock	1
34	218-536	Washer-Lock	1
35	93-7480	Bulb-LED	1
36	218-533	Lens-Red	1
*	3290-378	Tie-Cable	3
*	3290-410	Tie-Cable, Push On	4

*Not Illustrated

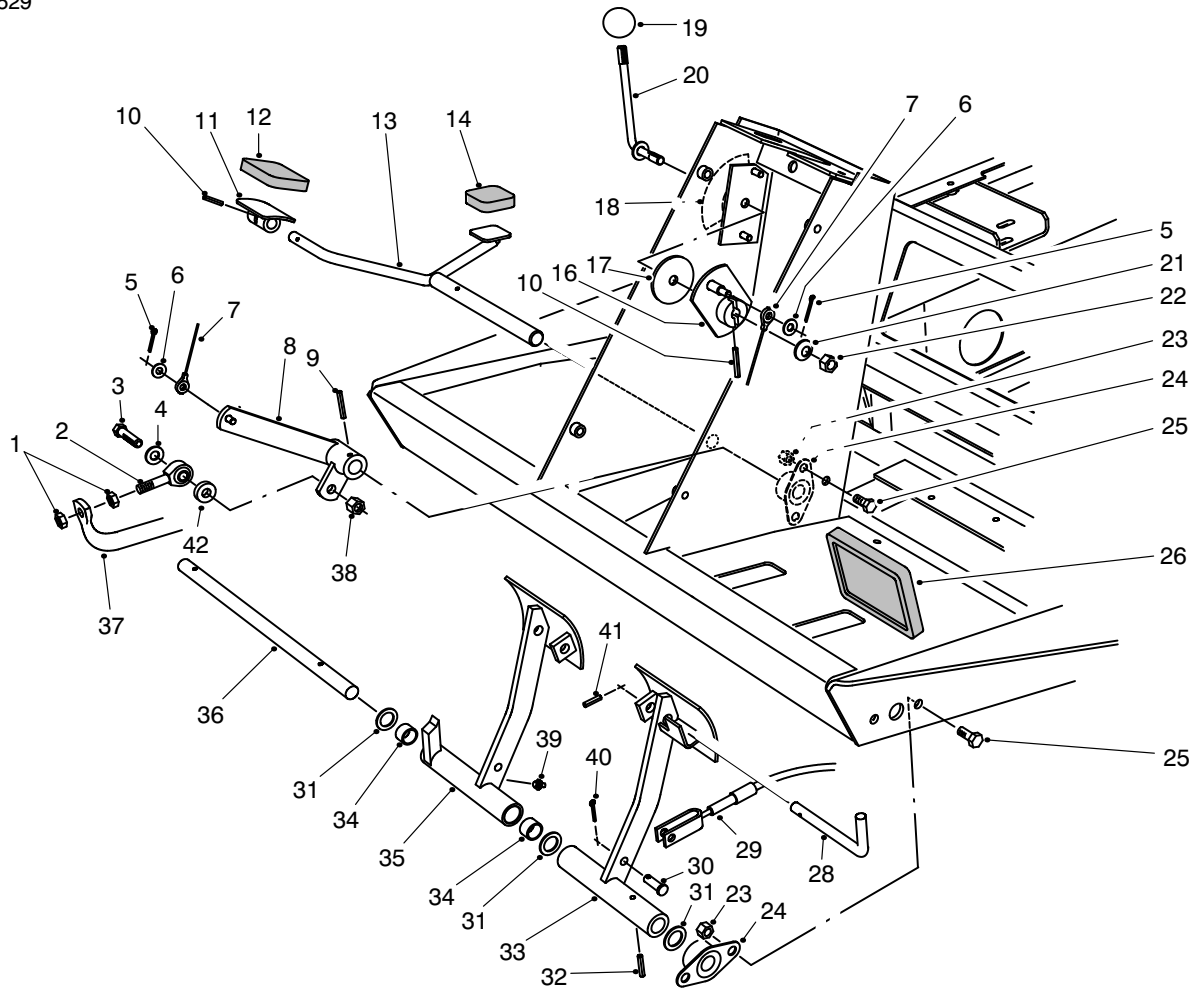


T-0417-1

STEERING VALVE ASSEMBLY No. 75-0600

Ref. No.	Part No.	Description	No. Used	Ref. No.	Part No.	Description	No. Used
1		Ring-Seal	5	26		Plate-Cover, Upper	1
2		Ring-Valve	1	27	3220-6	Nut	1
3		Plate-Valve	1	28	66-9770	Seal	1
4		Spring	3	29	66-9780	Bushing	1
5		Pin-Alignment	9	30		Spacer-Bearing, Thrust	1
6		Manifold-Isolation	1	31		Spacer-Seal	1
7		Ring-Metering	1	33		Seal-Face	1
8		Asm-Hex Drive	1	34		Bearing-Thrust	1
9		Link-Drive	1	35		Plate-Drive	1
10		Screw-HSH	11	36	93-3609	Bolt-Special	4
11		Seal-Commutator	1	37	66-9860	Upper Cover & Jacket	1
12		Cover-Commutator	1	38	66-9870	Plate-Retaining	1
13		Commutator	1	39	66-9880	Washer-Retaining Plate	1
14		Ring-Commutator	1	40	66-9890	Ring-Retaining	1
15		Stator	1	41	66-9900	Shaft-Input	1
16		Rotor	1	*	66-9970	Kit-Spring (Incl. Ref. #4 & 25)	1
17		Spacer-Drive Link	1	*	66-9980	Kit-Seal (Incl. Ref. #1, 11, 19, 23 & 33)	1
18		Plug	1	*	66-9990	Kit-Needle Roller (Incl. Ref. #5)	1
19		O-Ring	1	*	75-1340	Valve-Power Steering (Incl. Ref. #1-26 & 30-36)	1
20		Ball	1				
21		Nut-Hex	4				
22		Cover-Port	1				
23		O-Ring	5				
24		Manifold-Port	1				
25		Spring	3				

*Not Illustrated



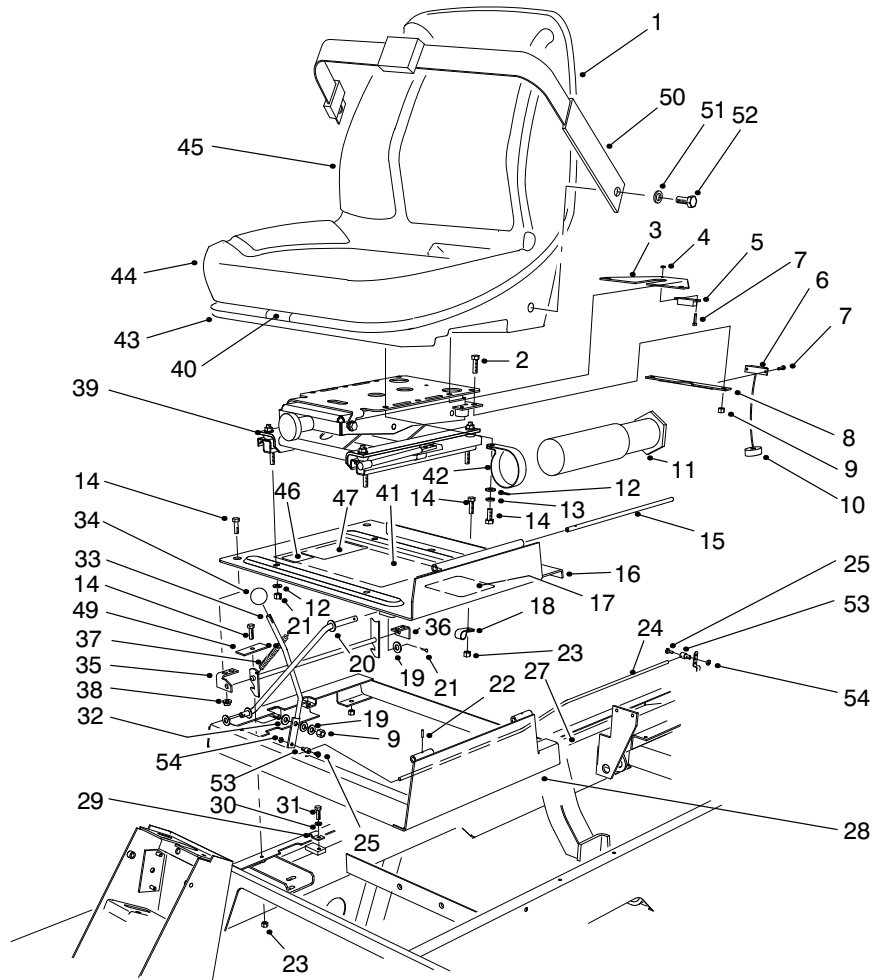
T-1045-1

TRACTION & BRAKE PEDALS ASSEMBLY

Ref. No.	Part No.	Description	No. Used
1	3220-3	Nut-Jam	2
2	2411-36	Bearing-Rod End	1
3	323-9	Screw-HH	1
4	3256-24	Washer-Flat	1
5	3272-2	Pin-Cotter	2
6	3256-22	Washer-Flat	2
7	75-6580	Cable-Pedal	1
8	75-3270	Lever-Traction Pivot	1
9	32121-6	Pin-Roll	1
10	32121-45	Pin-Roll	2
11	49-6440	Plate-Traction Pedal	1
12	74-9100	Pad-Forward	1
13	75-2970	Pedal-Traction	1
14	74-9110	Pad-Reverse	1
16	75-6510	Lever-Bracket	1
17	75-6550	Disc-Friction	1
18	93-6699	Decal-Fast/Slow	1
19	233-42	Knob	1
20	75-6490	Lever-Pedal Stop	1
21	3290-461	Washer-Belleville	1
22	3296-59	Nut-Lock	1

Ref. No.	Part No.	Description	No. Used
23	3296-29	Nut-Lock	8
24	256-236	Bearing-Flange	4
25	322-3	Screw-HH	8
26	93-8742	Pad-Brake	2
28	63-7880	Pin-Brake Latch	1
29	63-7733	Cable-Brake LH	1
*	63-7732	Cable-Brake RH	1
30	283-58	Pin-Clevis	4
31	3256-69	Washer-Thrust	3
32	32121-16	Pin-Roll	1
33	75-1440	Pedal-Brake LH	1
34	256-42	Bushing-Sleeve	2
35	75-1430	Asm-Brake Pedal RH (Incl. Ref. #34 & 39)	1
36	75-1470	Shaft-Brake Pedal	1
37	75-2170	Tube-Pump Control	1
38	3296-39	Nut-Lock	1
39	302-5	Fitting-Grease	1
40	3272-10	Pin-Cotter	4
41	32121-50	Pin-Roll	1
42	5-0652	Spacer	1

*Not Illustrated

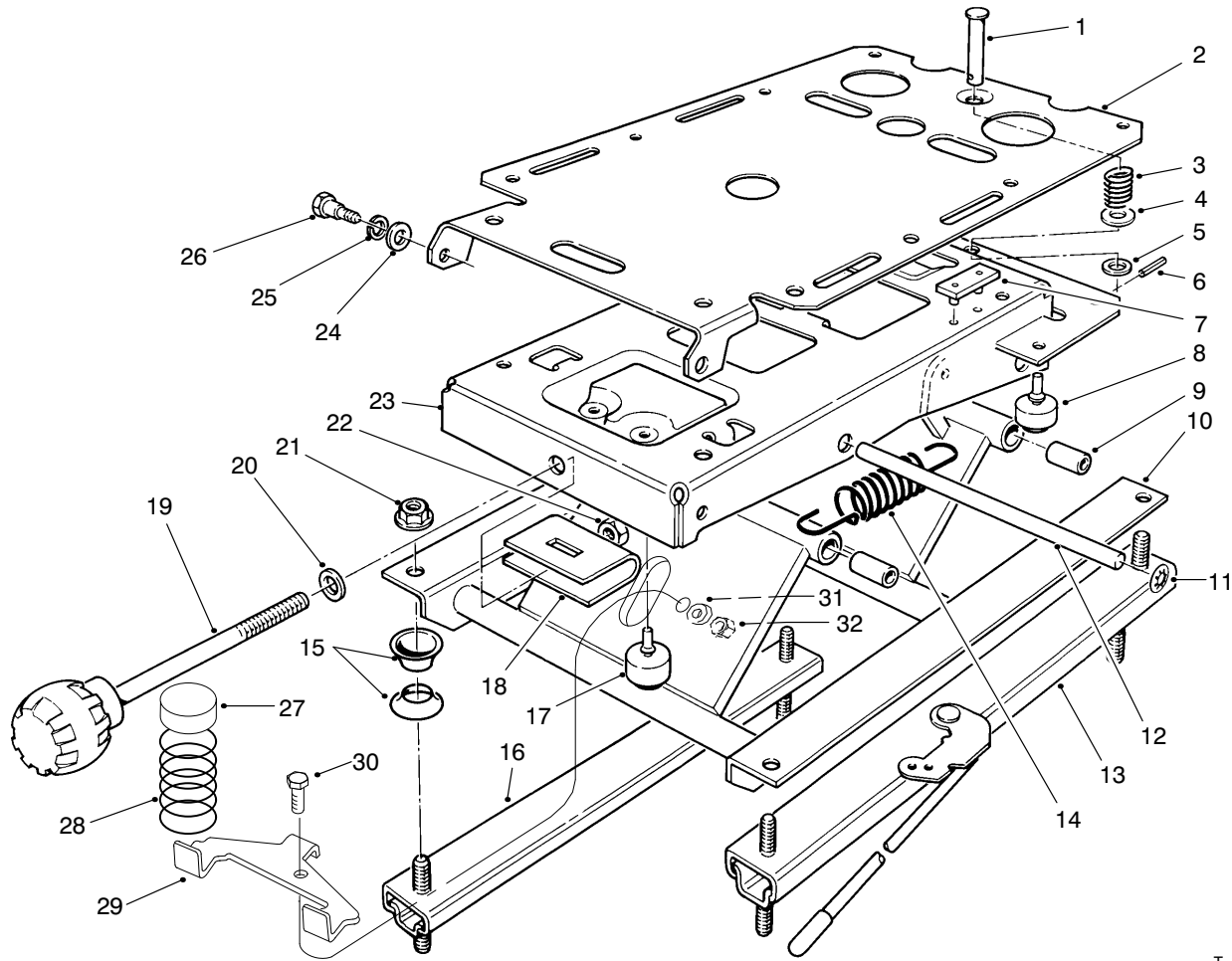


T-1906-4

SEAT & THROTTLE ASSEMBLY

Ref. No.	Part No.	Description	No. Used
1	351-78	Edging	1
2	323-4	Screw-HH	2
3	75-4370	Bracket-Switch (Seat)	1
4	3296-54	Nut-Lock	4
5	92-8753	Magnet-Reed Switch	1
6	92-8001	Sensor-Reed Switch	1
7	3250-29	Screw-HH	4
8	75-4360	Bracket-Switch	1
9	3296-39	Nut-Lock	3
10	93-0140	Grommet	1
11	74-0720	Tube-Manual	1
12	3256-23	Washer-Flat	8
13	3253-4	Washer-Lock	4
14	322-3	Screw-HH	13
15	75-3400	Shaft-Seat Pivot	1
16	98-2350	Asm-Seat Plate (Incl. Ref. #10)	1
17	93-8060	Decal-Danger	1
18	2412-93	Clamp-R	1
19	3256-24	Washer-Flat	3
20	75-3680	Rod-Seat	1
21	3272-10	Pin-Cotter	2
22	32121-38	Pin-Roll	1
23	3296-29	Nut-Lock	10
24	98-9303	Cable-Throttle	1
25	25-8640	Screw-HH	2
26	93-0021	Asm-Throttle Cable Swivel	1
27	3296-3	Nut-Lock	1

Ref. No.	Part No.	Description	No. Used
28	98-2352	Frame-Seat	1
29	3-6657	Clamp-Cable	1
30	3253-3	Washer-Lock	1
31	321-4	Screw-HH	1
32	66-2920	Washer-Friction	2
33	75-3430	Rod-Throttle	1
34	233-42	Knob-Throttle	1
35	98-2354	Latch-Seat	1
36	98-2353	Bracket-Seat Latch	2
37	66-4190	Spring	1
38	32128-25	Nut-Flange	4
39	75-3000	Asm-Seat Suspension	1
40	351-80	Clip	1
41	98-9342	Decal-Clip (Metric)	1
42	2412-133	Clamp-R	2
43	92-6534	Shell-Seat	1
44	92-6533	Kit-Cushion, Replacement	1
45	92-1180	Asm-Seat (Incl. Ref. #1, 2 of #9, 43 & 44)	1
46	63-9920	Decal-EEC 105	1
47	92-5524	Decal-Noise Rating, 90	1
49	98-9302	Plate-Idle Stop	1
50	21-4191	Asm-Belt, Seat	1
51	3253-6	Washer-Lock	2
52	3212-4	Bolt	2
53	98-9311	Swivel-Cable, Throttle	1
54	3296-20	Nut-Lock	1

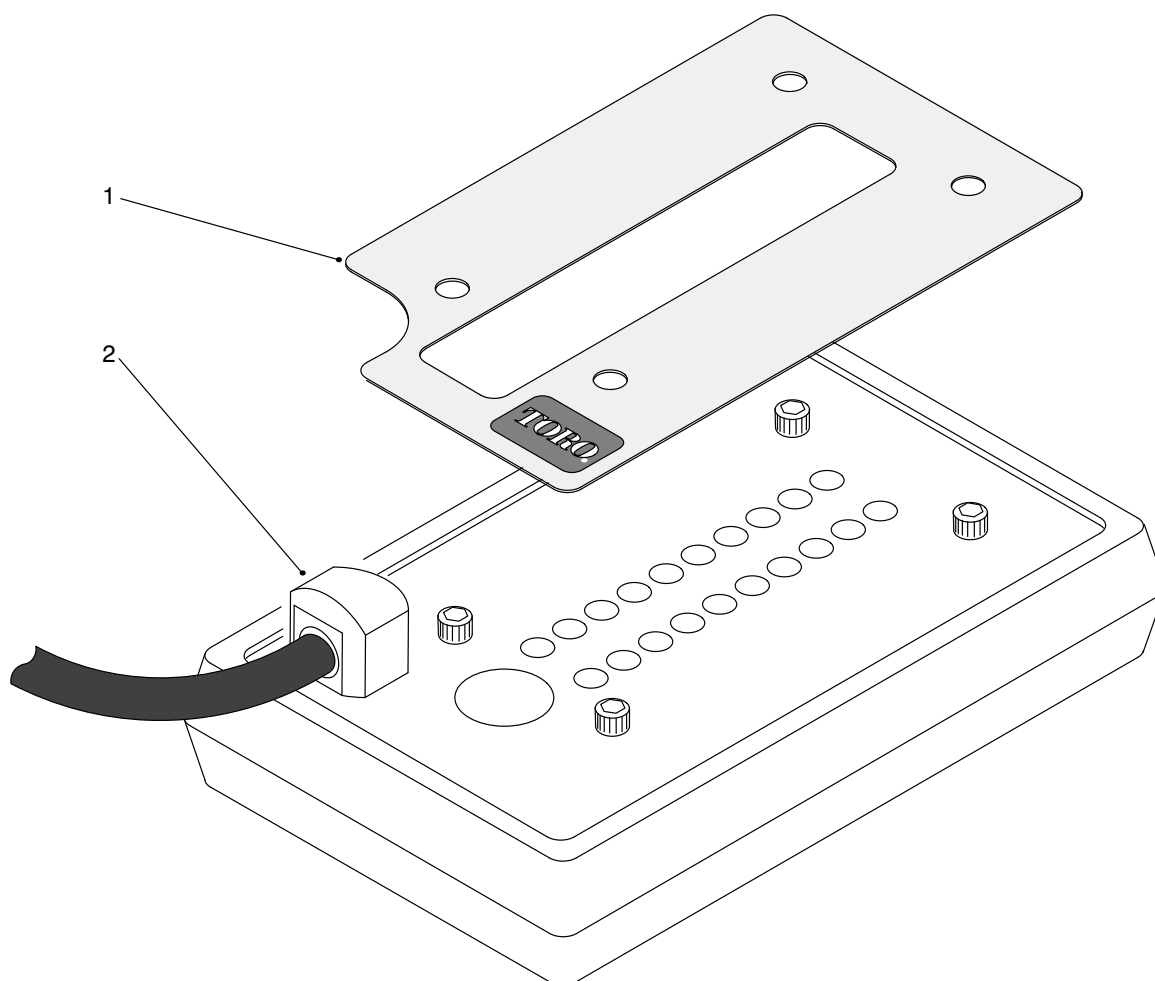


T-1031-1

SEAT SUSPENSION ASSEMBLY

Ref. No.	Part No.	Description	No. Used
1	80-4860	Pin-Clevis	1
2	75-3580	Plate-Mounting, Seat	1
3	75-3530	Spring-Compression	1
4	3256-5	Washer-Flat	1
5	3256-24	Washer-Flat	1
6	75-3540	Pin-Roll	1
7	75-3550	Bumper-Seat	2
8	76-2940	Bumper-Rubber	2
9	76-1920	Bushing-Sleeve	4
10	66-8610	Weldment-Lower	1
11	66-8560	Nut-Push	4
12	76-1910	Shaft-Pivot	2
13	82-9060	Adjuster W/Handle	1
14	76-1940	Spring-Extension	2
15	66-9290	Spacer	6
16	66-8530	Adjuster	1

Ref. No.	Part No.	Description	No. Used
17	66-8520	Bumper-Down-stop	2
18	77-2870	Weldment-Hanger	1
19	76-1930	Knob-Tension Adjustment	1
20	3256-46	Washer-Flat	1
21	32128-26	Nut-Flange	4
22	3296-44	Nut-Lock	1
23	75-3480	Weldment-Upper	1
24	3256-26	Washer-Flat	2
25	3253-6	Washer-Lock	2
26	75-3510	Bolt-Shoulder	2
27	93-3164	Cap	2
28	93-3163	Spring	2
29	93-3165	Bracket	1
30	322-6	Screw-HH	1
31	3253-33	Washer-Lock	1
32	3217-6	Nut-Hex	1



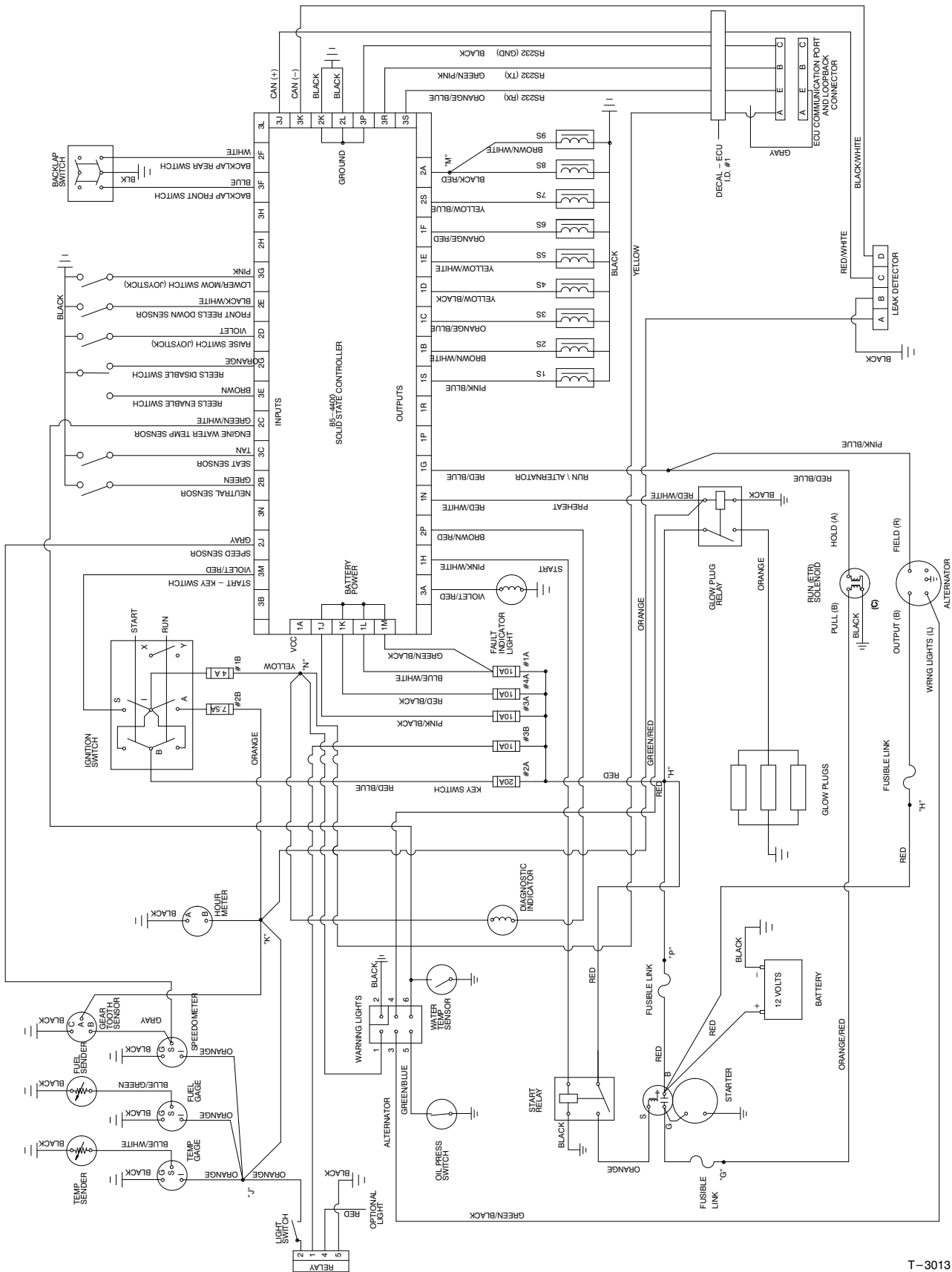
T-1458-1

DIAGNOSTIC-ACE DISPLAY ASSEMBLY

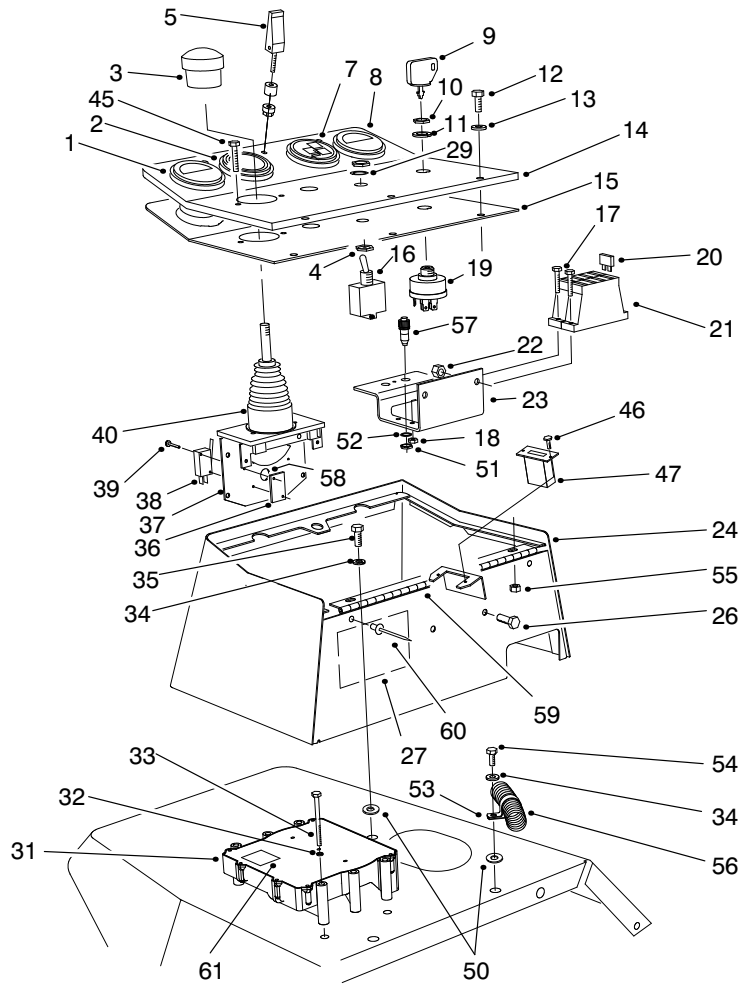
Ref. No.	Part No.	Description	No. Used
1	100-3700	Decal-Diagnostic-ACE RM 5200D V 1.0	1
1	100-3710	Decal-Diag. (Spanish)	1
1	100-3704	Decal-Diag. (French)	1
1	100-3705	Decal-Diag. (German)	1
1	100-3711	Decal-Diag. (Swedish)	1
1	100-3706	Decal-Diag. (Italian)	1
1	100-3709	Decal-Diag. (Portuguese)	1
1	100-3708	Decal-Diag. (Norwegian)	1
1	100-3703	Decal-Diag. (Finnish)	1
1	100-3701	Decal-Diag. (Danish)	1
1	100-3702	Decal-Diag. (Dutch)	1
1	100-3707	Decal-Diag. (Japan)	1
1	94-5386	Decal-Turf Defender, Diag.	1
1	94-8060	Decal-Turf Defender, Diag. (Danish)	1
1	94-8061	Decal-Turf Defender, Diag. (Dutch)	1
1	94-8062	Decal-Turf Defender, Diag. (Finnish)	1

Ref. No.	Part No.	Description	No. Used
1	94-8063	Decal-Turf Defender, Diag. (French)	1
1	94-8064	Decal-Turf Defender, Diag. (German)	1
1	94-8065	Decal-Turf Defender, Diag. (Italian)	1
1	94-8066	Decal-Turf Defender, Diag. (Japanese)	1
1	94-8067	Decal-Turf Defender, Diag. (Norwegian)	1
1	94-8068	Decal-Turf Defender, Diag. (Portuguese)	1
1	94-8069	Decal-Turf Defender, Diag. (Spanish)	1
1	94-8070	Decal-Turf Defender, Diag. (Swedish)	1
2	85-4750	Display-Diagnostic-ACE	1

ELECTRICAL SCHEMATIC



T-3013



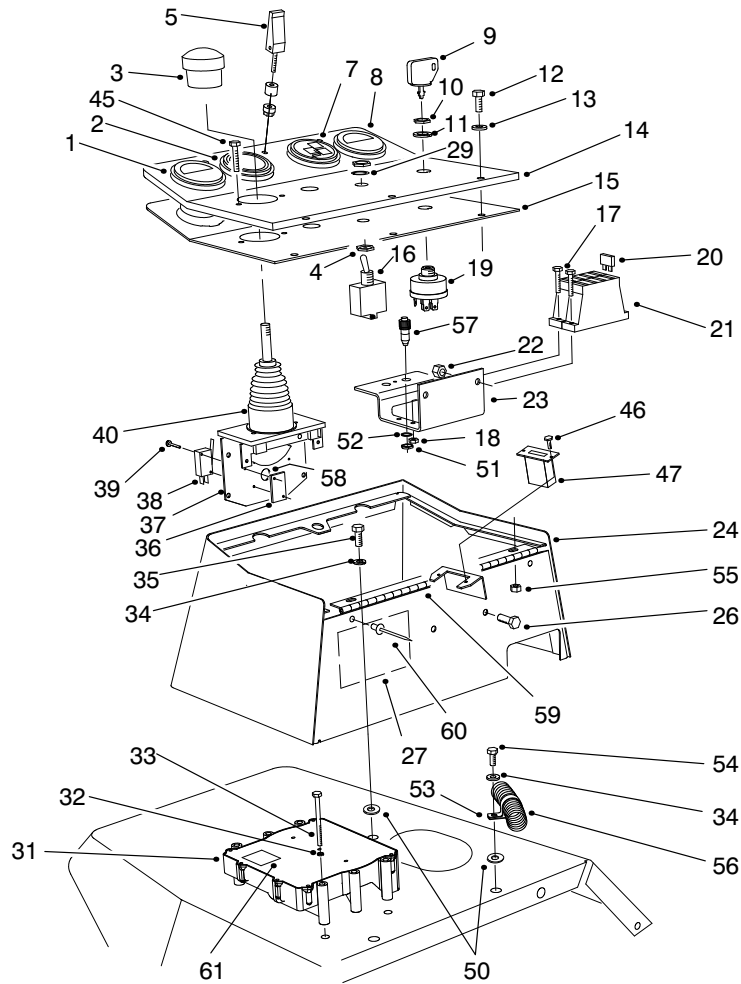
T-1501-8

CONTROL CONSOLE ASSEMBLY

Ref. No.	Part No.	Description	No. Used	Ref. No.	Part No.	Description	No. Used
1	98-9339	Gauge-Fuel	1	22	3296-42	Nut-Lock	4
2	85-4420	Gauge-Speedometer	1	23	93-7587	Bracket-Fuse Block	1
3	3290-489	Knob-Lift Control	1	24	75-5740	Box-Control	1
4	218-498	Nut-Hex.	2	26	321-39	Screw-HH	2
5	74-5950	Asm-Swell Latch	1	27	94-6767	Decal-Fuses	1
7	98-9306	Cluster-Warning	1	29	218-589	Washer-Lock	1
8	98-9308	Gauge-Temperature	1	31	92-5720	Controller-Electronic	1
9	63-8360	Key-Ignition	1			Note: This part must be programmed by distributor before installation.	
10	218-446	Nut-Locking	1	32	3253-3	Washer-Lock	2
11	218-447	Washer-E.T.L.W.	1	33	321-15	Screw-HH	2
12	3258-166	Screw-PPH	5	34	3256-3	Washer-Flat	3
13	3256-1	Washer-Flat	5	35	322-3	Screw-HH	2
14	99-8961	Panel-Control	1	36	3290-354	Plate-Nut	2
15	75-6270	Cover-Control Box	1	37	98-2195	Asm-Lift Control	1
16	99-8352	Asm-Switch, Toggle (Incl. Ref. #4, 29 & 71)	1			(Incl. Ref. #3, 36, 38-40, & 58)	1
17	32105-13	Screw-HH	4	38	94-8104	Switch-Micro	2
18	3296-2	Nut-Lock	4	39	94-8103	Screw-HH	4
19	27-2360	Asm-Ignition Switch (Incl. Ref. #9-11)	1	40	3290-488	Boot-Lift Control	1
†20	94-9157	Fuse-4A	1	45	3273-26	Screw-Hex. Socket Hd.	2
†20	218-578	Fuse-10A	3	46	32144-18	Screw-HH	2
†20	218-574	Fuse-7.5A	1	47	75-6820	Meter-Hour	1
†20	218-594	Fuse-20A	1				
†21	67-7160	Block-Fuse	2				

*Not Illustrated
 ■Obtain Locally.

†Included in main wire harness ASM.



T-1501-8

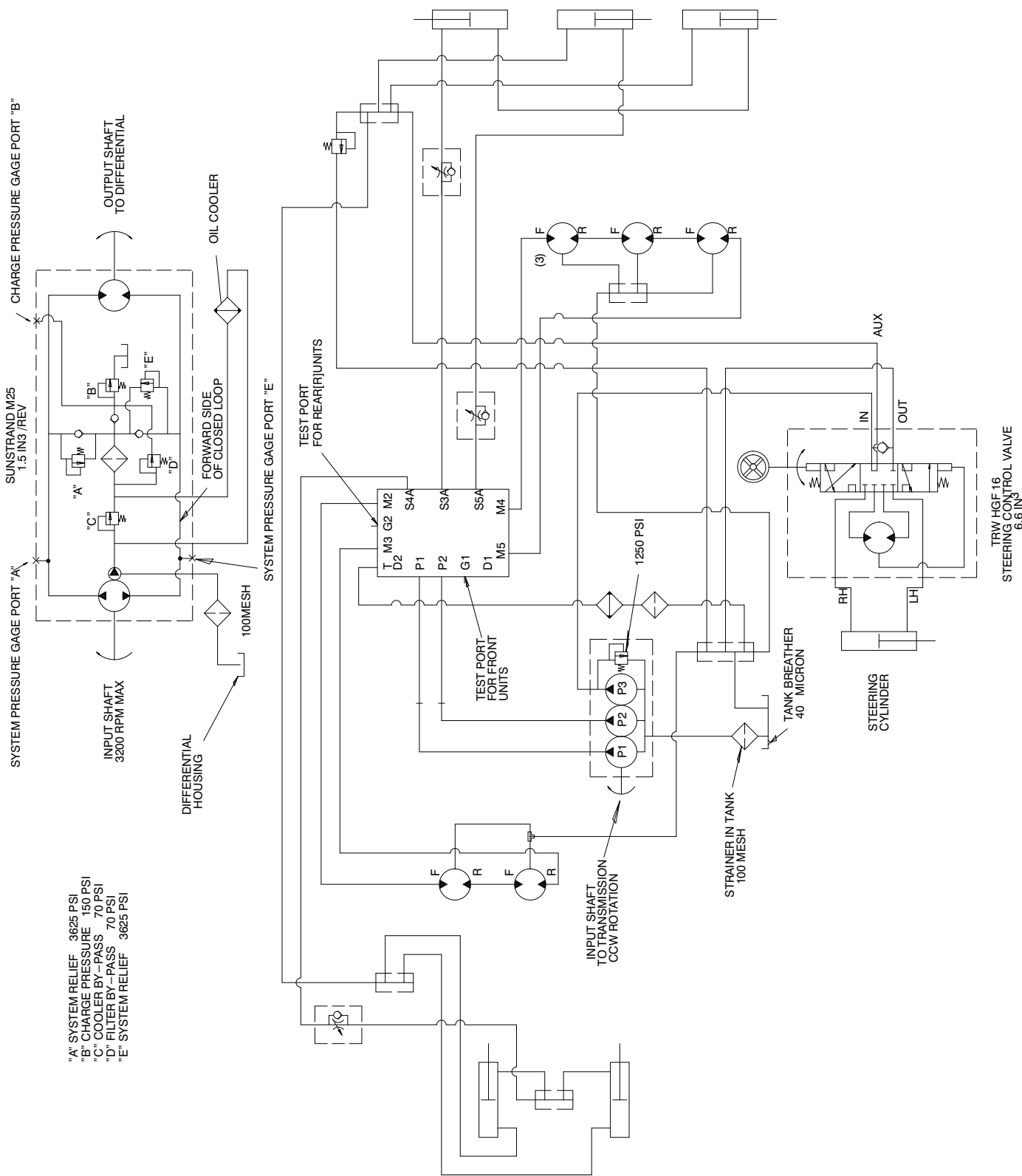
CONTROL CONSOLE ASSEMBLY (Continued)

Ref. No.	Part No.	Description	No. Used	Ref. No.	Part No.	Description	No. Used
50	66-2920	Washer-Nylon	3	58	93-3625	Spring-Joystick Return	1
51		Nut-Lock	1	59	75-5780	Hinge-Cover	1
52		Washer-Lock	1	60	93-8744	Rivet	3
53	2412-126	Clamp-R	1	61	93-8053	Decal-ECU	1
54	322-5	Screw-HH	1	*70	94-6343	Decal-Wire I.D.	1
55	32128-33	Nut-Lock, Flange Hd.	3	*71	3253-19	Washer-Lock	2
56	99-8960	Asm-Main Wire Harness	1	*†	70-8570	Breaker-Circuit, 40 Amp	2
†57	85-4491	Lamp-Diagnostic (Incl. 219-19 Lamp)	1	*†	86-7560	Connector-Cover (3 Way)	3
*	219-19	Lamp-Green		*†	86-7550	Connector-Cover (2 Way)	2
				*†	85-4650	Connector-Loop Back	1

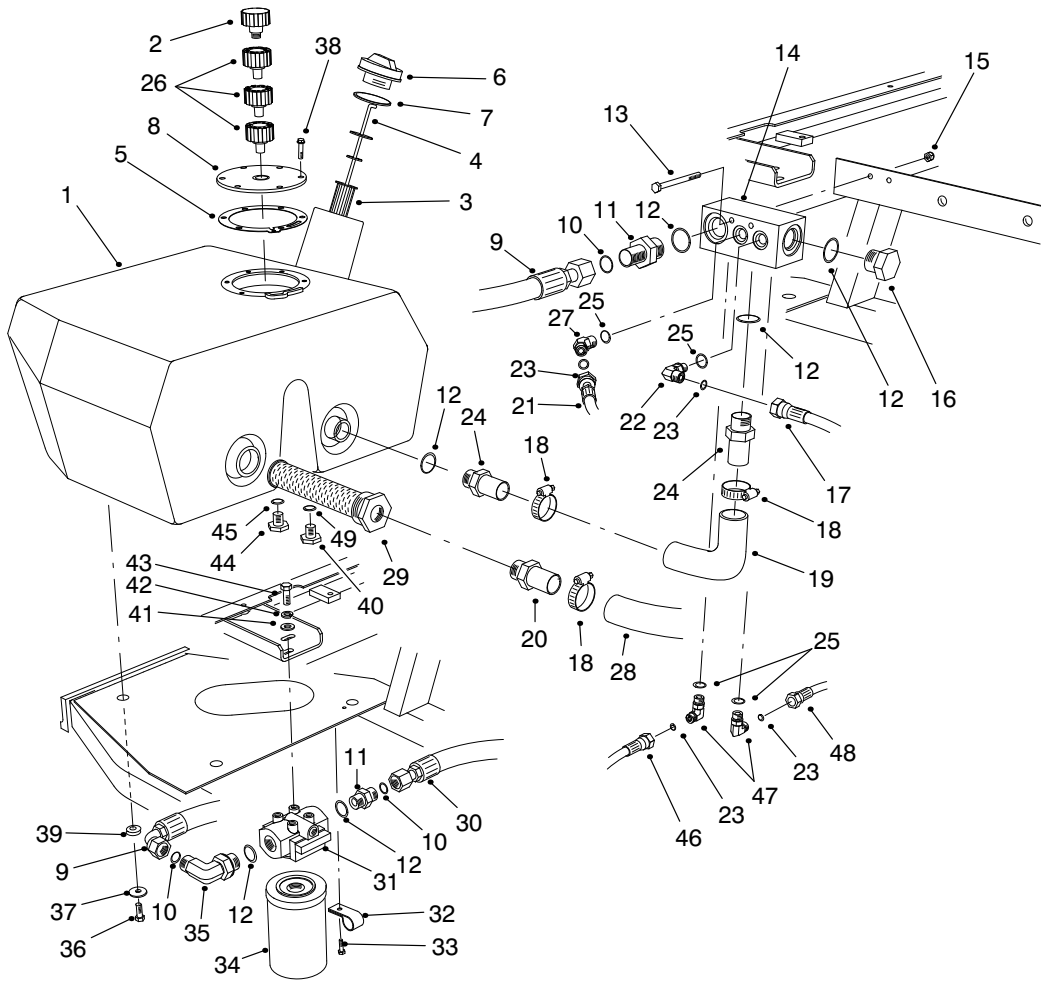
*Not Illustrated

†Included in main wire harness ASM.

HYDRAULIC SCHEMATIC



- "A" SYSTEM RELIEF 3625 PSI
- "B" CHARGE PRESSURE 150 PSI
- "C" COOLER BY-PASS 70 PSI
- "D" FILTER BY-PASS 70 PSI
- "E" SYSTEM RELIEF 3625 PSI

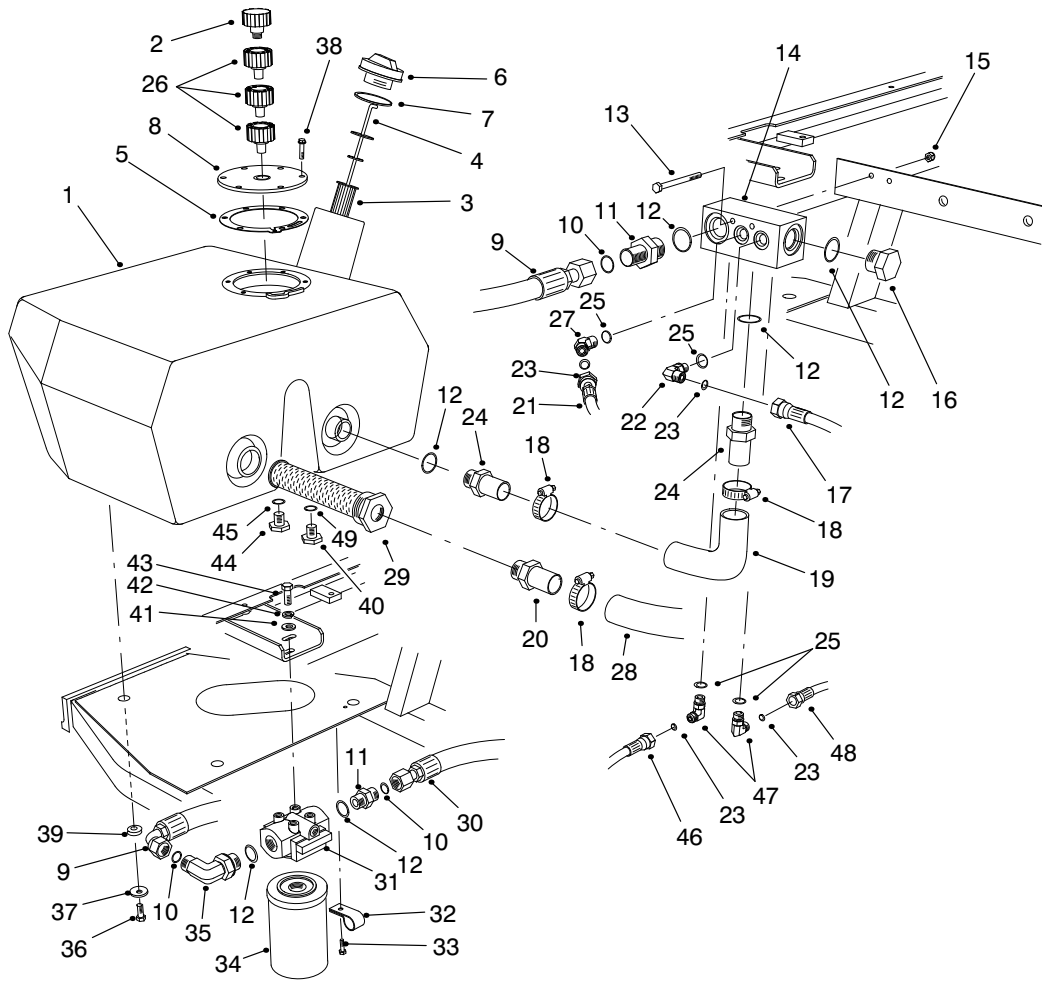


T-1048-4

HYDRAULIC RESERVOIR ASSEMBLY

Ref. No.	Part No.	Description	No. Used
1	93-7488	Reservoir-Hydraulic	1
2	68-6150	Breather-Hydraulic Tank	1
3	61-2790	Screen-Filler	1
4	94-9411	Dipstick	1
5	93-7499	Gasket-Flange	1
6	93-7498	Plug-Plastic	1
7	237-101	O-Ring	1
8	93-7588	Cover-Tank	1
9	75-6130	Hose-Hydraulic	1
10	237-65	O-Ring	5
11	340-8	Fitting-Hydraulic Straight (Incl. Ref. #10 & 12)	2
12	237-81	O-Ring	4
13	321-23	Screw-HH	2
14	92-9098	Manifold-Tank	1
15	3296-42	Nut-Lock	2
16	354-74	Fitting-Hydraulic Plug (Incl. Ref. #12)	1
17	75-6250	Hose-Hydraulic	1
18	2412-34	Clamp-Hose	3
19	75-5720	Hose-Hydraulic	1
20	353-682	Fitting-Hydraulic Straight	1
21	93-0119	Hose-Hydraulic	1
22	340-77	Fitting-Hydraulic 90° (Incl. Ref. #23 & 25)	1
23	237-22	O-Ring	6

Ref. No.	Part No.	Description	No. Used
24	354-73	Fitting-Hydraulic Straight (Incl. Ref. #12)	2
25	237-42	O-Ring	4
26	92-8020	Adapter-Breather	3
27	340-87	Fitting-Hydraulic 45° (Incl. Ref. #25 & 23)	1
28	75-6870	Hose-Hydraulic Suction	1
29	75-0550	Strainer-Suction	1
30	93-0077	Hose-Hydraulic	1
31	75-1300	Asm-Hydraulic Filter Head	1
32	2412-93	Clamp-R	2
33	32144-10	Screw-HWH	2
34	75-1310	Element-Hydraulic Filter	1
35	340-139	Fitting-Hydraulic 90° (Incl. Ref. #10 & 12)	1
36	33105-025	Screw-HH	3
37	63-8410	Washer-Flat	3
38	33104-020	Screw-HFH	6
39	240-11	Grommet	3
40	353-508	Plug-Hydraulic	1
41	3256-24	Washer-Flat	2
42	3253-21	Washer-Lock	2
43	323-4	Screw-HH	2
44	353-550	Plug-Drain (Incl. Ref. #45)	1
45	237-79	O-Ring	1

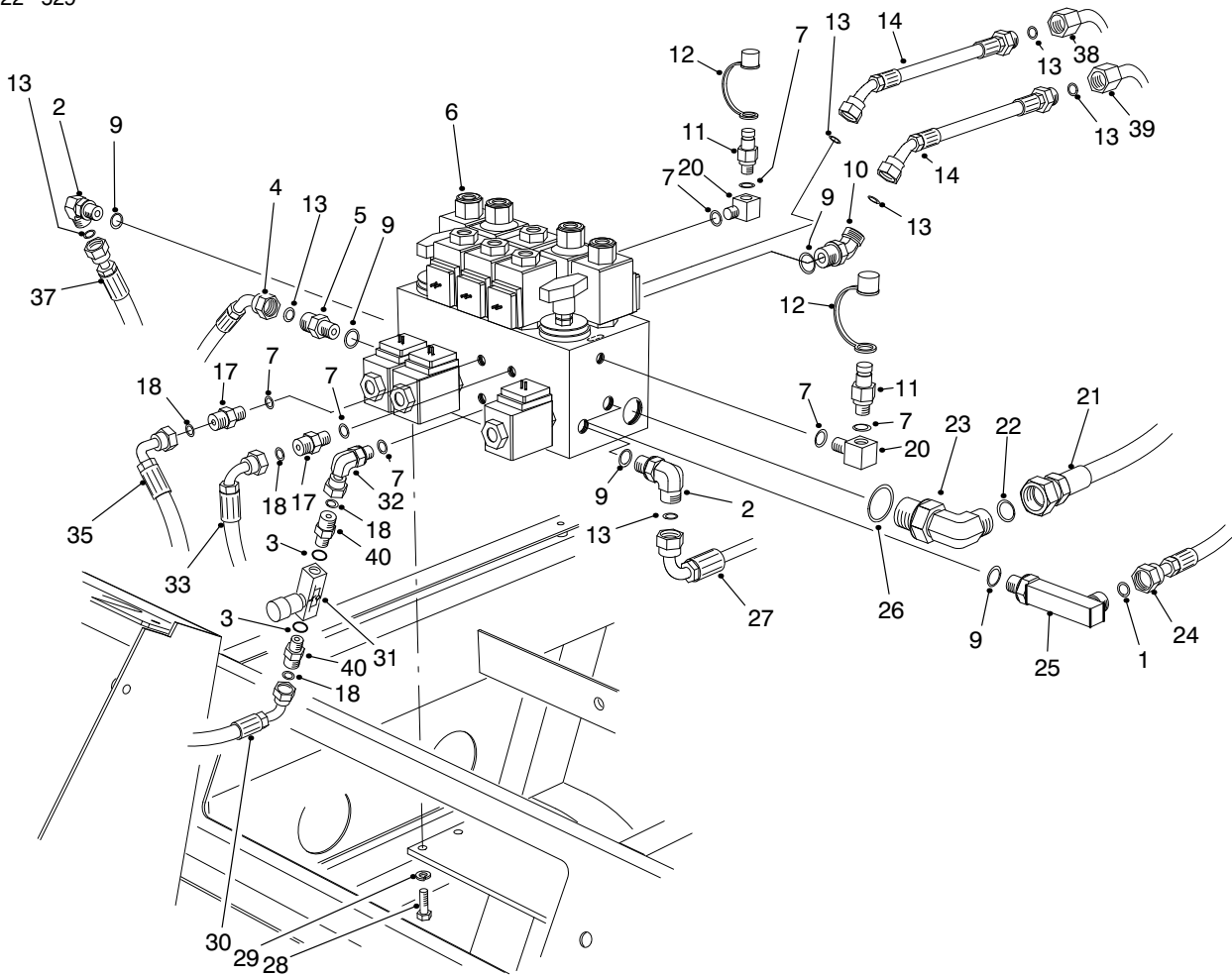


T-1048-4

HYDRAULIC RESERVOIR ASSEMBLY (Continued)

Ref. No.	Part No.	Description	No. Used
46	92-9096	Asm-Hose	1
47	340-82	Fitting-Hydraulic 90° (Incl. Ref. #23 & 25)	2

Ref. No.	Part No.	Description	No. Used
48	94-4916	Asm-Hose Drain	1
49	237-42	O-Ring	1

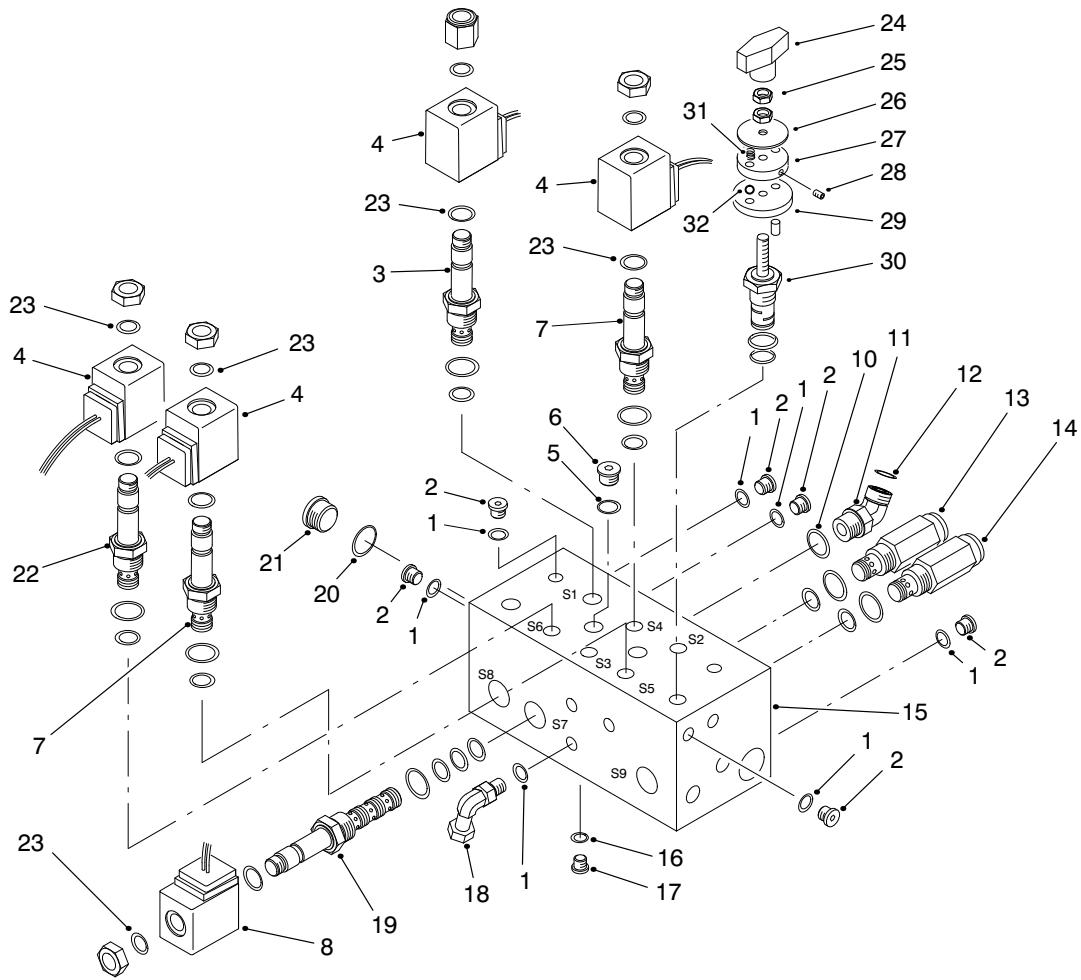


T-1094-5

HYDRAULIC CONTROL MANIFOLD ASSEMBLY

Ref. No.	Part No.	Description	No. Used
1	237-22	O-Ring	1
2	340-98	Fitting-Hydraulic 90° (Incl. Ref. #9 & 13)	2
3	237-42	O-Ring	2
4	98-4586	Asm-Hose, Pressure #5	1
5	340-4	Fitting-Hydraulic Straight (Incl. Ref. #9 & 13)	1
6	98-4579	Asm-Control Manifold (Incl. Ref. #32)	1
7	237-78	O-Ring	6
9	237-79	O-Ring	6
10	340-101	Fitting-Hydraulic 45° (Incl. Ref. #9 & 13)	2
11	354-77	Fitting-Test Port (Incl. Ref. #7)	2
12	354-79	Cap-Test Port	2
13	237-30	O-Ring	7
14	86-9190	Hose-Hydraulic	2
17	340-92	Fitting-Hydraulic Straight (Incl. Ref. #7 & 18)	2
18	237-21	O-Ring	4
20	75-6640	Fitting-Hydraulic 90° (Incl. Ref. #7)	2

Ref. No.	Part No.	Description	No. Used
21	93-0078	Hose-Hydraulic	1
22	237-65	O-Ring	1
23	340-139	Fitting-Hydraulic 90° (Incl. Ref. #22 & 26)	1
24	98-9348	Asm-Hose, Pressure #2	1
25	98-9781	Fitting-Hydraulic 90° (Incl. Ref. #1 & 9)	1
26	237-81	O-Ring	1
27	98-9347	Asm-Hose, Pressure #3	1
28	322-3	Screw-HH	4
29	3253-4	Washer-Lock	4
30	75-5900	Hose-Hydraulic	1
31	98-9742	Valve-Flow Control	1
32	340-143	Fitting-Hydraulic 90° (Incl. Ref. #7)	1
33	93-0118	Hose-Hydraulic	1
35	75-5890	Hose-Hydraulic	1
37	98-4589	Asm-Hose, Pressure #4	1
38	93-3642	Tube-Hydraulic	1
39	93-3643	Tube-Hydraulic	1
40	340-1	Fitting-Hydraulic Straight (Incl. Ref. #3 & 18)	2



T-1503-3

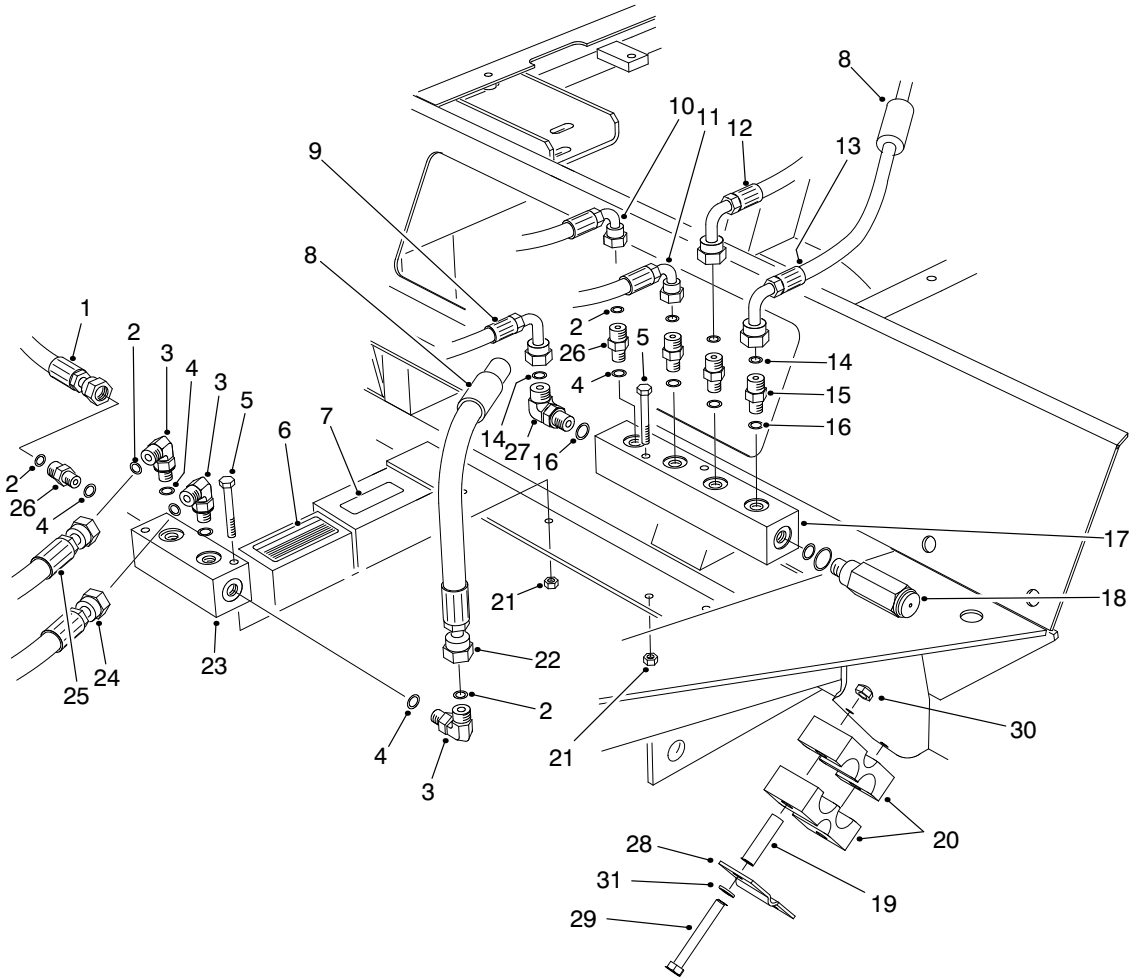
CONTROL MANIFOLD ASSEMBLY

Ref. No.	Part No.	Description	No. Used
1	237-78	O-Ring	12
2	353-990	Plug (Incl. Ref. #1)	11
3	88-7020	Cartridge-N.O. S1, S2 (Use Seal Kit #95-5645)	2
4	88-9190	Solenoid-20 Watt	6
5	237-42	O-Ring	2
6	353-989	Plug (Incl. Ref. #5)	2
7	94-2685	Cartridge-N.C. S3, S4, S5 (Use Seal Kit #95-5645)	3
8	88-9200	Solenoid-28 Watt	3
10	237-79	O-Ring	1
11	340-101	Fitting-Hydraulic 45° (Incl. Ref. #10 & 12)	1
12	237-30	O-Ring	1
13	75-0920	Cartridge-Relief 3000 psi (Use Seal Kit #95-5645)	1
14	75-2010	Cartridge-Relief 2000 psi (Use Seal Kit #95-5645)	1
†15		Body-Manifold	1
16	237-156	O-Ring	2
17	353-991	Plug (Incl. Ref. #16)	2

Ref. No.	Part No.	Description	No. Used
18	340-143	Fitting-Hydraulic 90° (Incl. Ref. #1)	1
19	88-6960	Cartridge-4W/2P S7, S8, S9 (Use Seal Kit #95-5642)	3
20	237-80	O-Ring	1
21	354-70	Plug (Incl. Ref. #20)	1
22	92-6315	Cartridge-N.C. S6 (Use Seal Kit #95-5645)	1
23	94-5438	Seal-Solenoid	10
24	94-5020	Knob	2
25	75-6770	Nut-Jam	4
26		Plate-Indicator	2
27	75-6730	Plate-Detent	2
28		Screw-Set	2
29	75-6720	Plate-Locating	2
30	98-9779	Rotary Cartridge Kit (Use Seal Kit #95-5645)	2
31	94-5027	Spring-Detent	2
32		Ball-Detent	2
*	82-8520	Detent ASM Kit (Incl. Ref. #24-29, 31 & 32)	2
*	95-5645	Kit-Seal	10
*	95-5642	Kit-Seal	3

*Not Illustrated

†Not Serviceable Separately

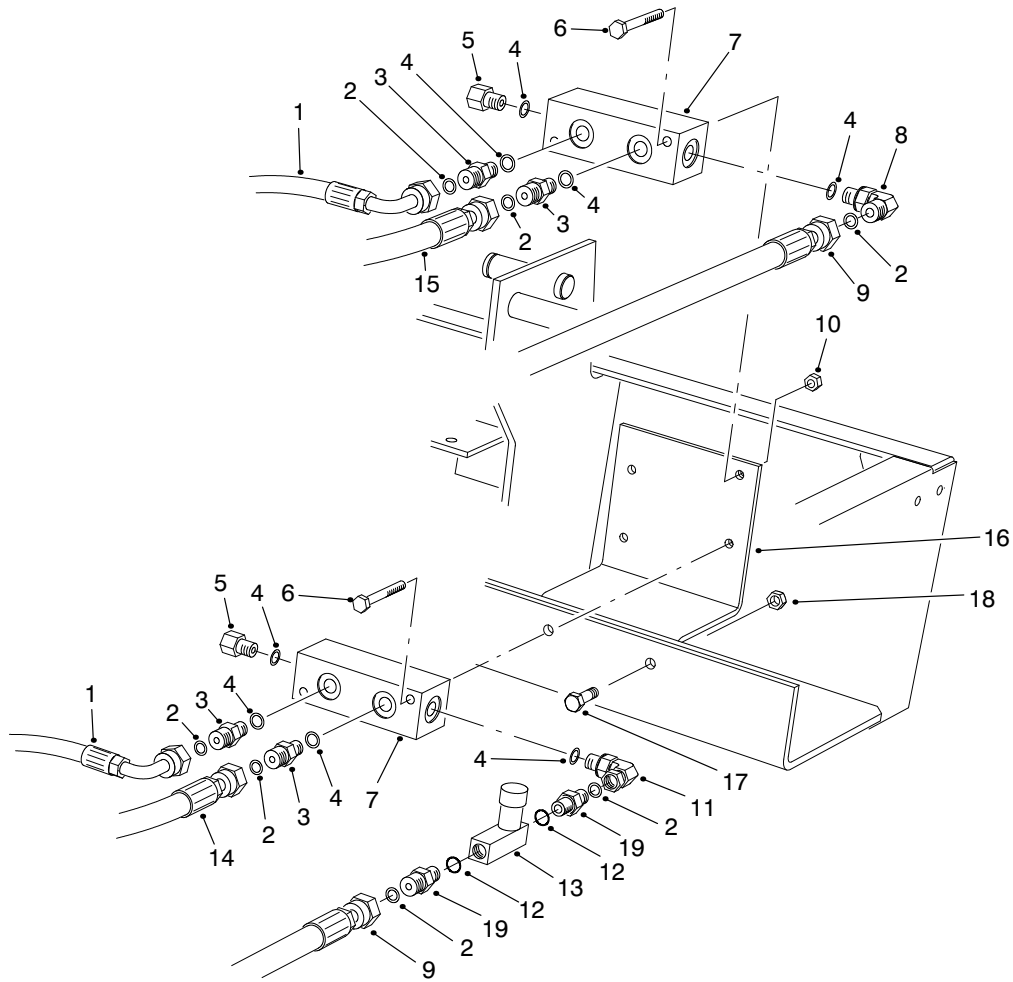


T-1058-5

FRONT HYDRAULIC MANIFOLDS

Ref. No.	Part No.	Description	No. Used
1	98-4584	Asm-Hose, Drain	1
2	237-21	O-Ring	7
3	340-132	Fitting-Hydraulic 90° (Incl. Ref. #2 & 4)	3
4	237-78	O-Ring	7
5	321-18	Screw-HH	4
6	93-6693	Decal-Floor Plate	1
7	93-6686	Decal-Oil	1
8	38-3400	Guard-Rubber	2
9	75-5940	Hose-Hydraulic	1
10	75-5890	Hose-Hydraulic	1
11	75-5910	Hose-Hydraulic	1
12	93-0118	Hose-Hydraulic	1
13	93-0119	Hose-Hydraulic	1
14	237-22	O-Ring	2
15	340-2	Fitting-Hydraulic Straight (Incl. Ref. #14 & 16)	2
16	237-42	O-Ring	2
17	93-0139	Manifold-Hydraulic	1

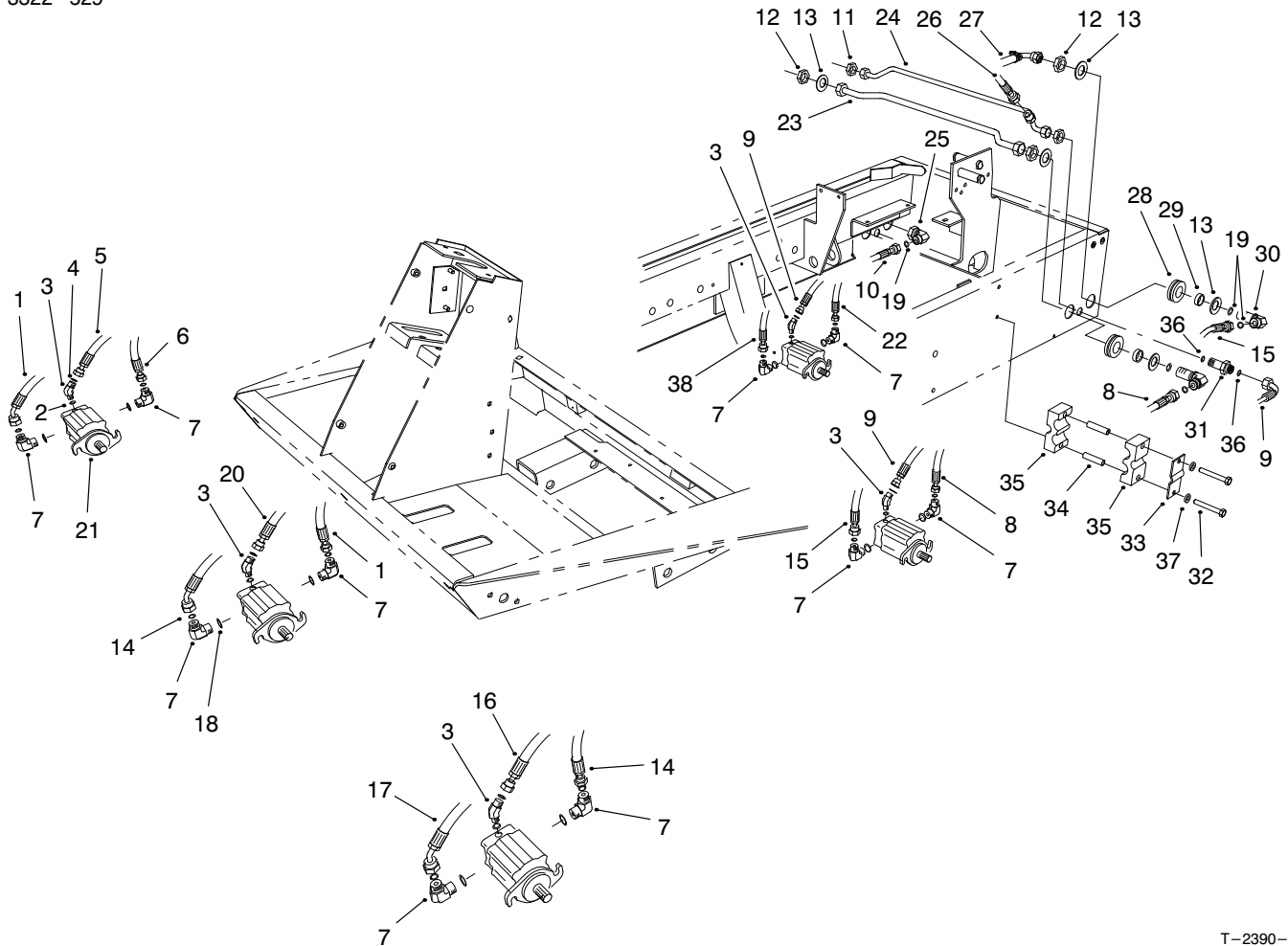
Ref. No.	Part No.	Description	No. Used
18	93-0143	Cartridge-Relief 250 psi (Use Seal Kit #75-2080)	1
19	93-7960	Spacer	4
20	82-8170	Clamp-Rubber	4
21	3296-42	Nut-Lock	4
22	92-9096	Hose-Hydraulic	1
23	75-1180	Manifold-Hydraulic	1
24	98-4587	Asm-Hose Drain #4	1
25	98-4590	Asm-Hose Drain #1	1
26	340-92	Fitting-Hydraulic Straight (Incl. Ref. #2 & 4)	4
27	340-77	Fitting-Hydraulic 90° (Incl. Ref. #14 & 16)	1
28	93-7961	Clamp	2
29	322-13	Screw-HH	4
30	3296-29	Nut-Lock	4
31	3256-70	Washer-Flat	4



T-1095-4

REAR HYDRAULIC MANIFOLDS

Ref. No.	Part No.	Description	No. Used	Ref. No.	Part No.	Description	No. Used
1	75-6180	Hose-Hydraulic	2	10	32128-33	Nut-Lock	4
2	237-21	O-Ring	7	11	340-143	Fitting-Hydraulic 90° (Incl. Ref. #4)	1
3	340-92	Fitting-Hydraulic Straight (Incl. Ref. #2 & 4)	4	12	237-42	O-Ring	2
4	237-78	O-Ring	8	13	98-9742	Valve-Flow Control	1
5	353-512	Fitting-Hydraulic Plug (Incl. Ref. #4)	2	14	75-6080	Hose-Hydraulic	1
6	321-11	Screw-HH	4	15	75-6070	Hose-Hydraulic	1
7	75-1180	Manifold	2	16	94-4920	Plate-Mounting Valve	1
8	340-132	Fitting-Hydraulic 90° (Incl. Ref. #2 & 4)	1	17	322-5	Screw-HH	2
9	93-0118	Hose-Hydraulic	2	18	32128-20	Nut-Flange Lock	2
				19	340-1	Fitting-Hydraulic Straight (Incl. Ref. #2 & 12)	2



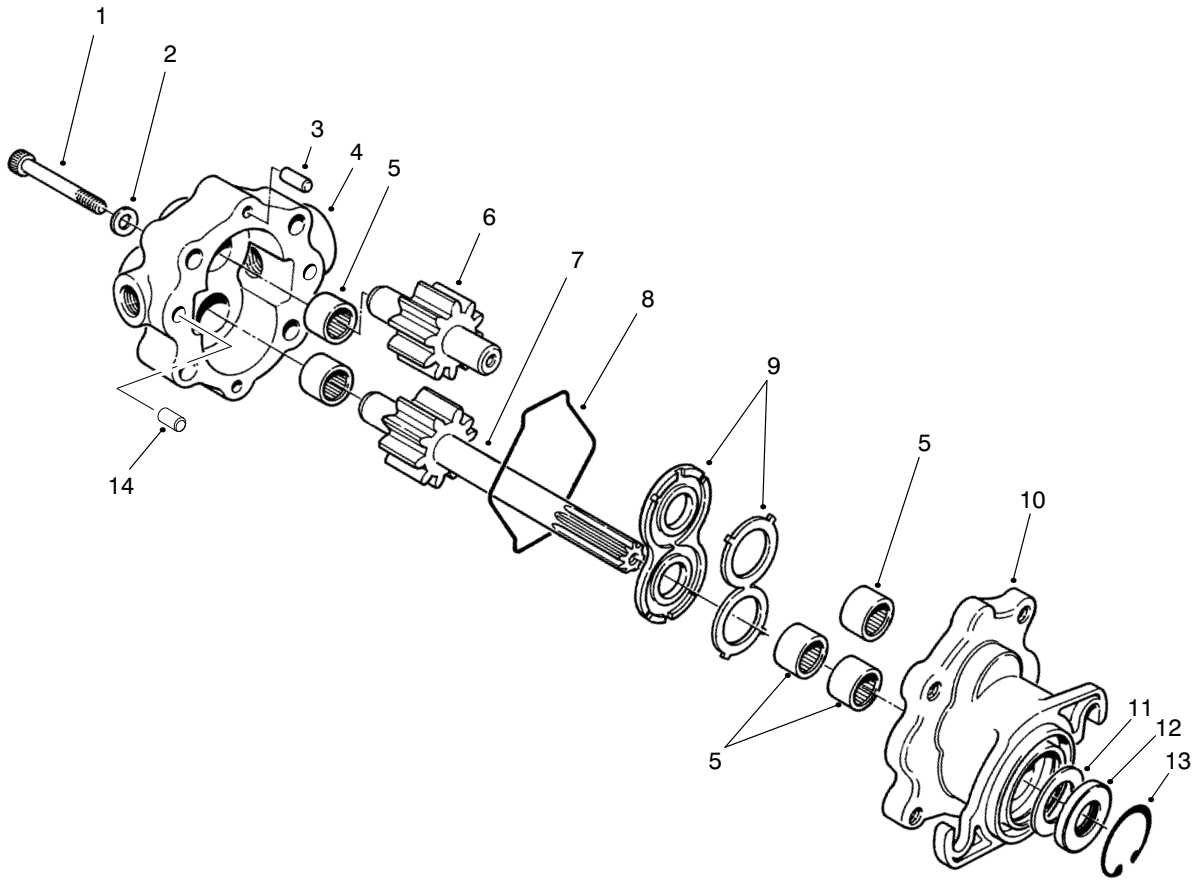
T-2390-2

CUTTING UNIT HYDRAULIC COMPONENTS

Ref. No.	Part No.	Description	No. Used
1	98-4585	Asm-Hose, Pressure #1, 5	1
2	237-78	O-Ring	5
3	340-103	Fitting-Hydraulic 45° (Incl. Ref. #2 & 4)	5
4	237-21	O-Ring	5
5	98-4584	Asm-Hose, Drain #5	1
6	98-4586	Asm-Hose, Pressure #5	1
7	340-98	Fitting-Hydraulic 90° (Incl. Ref. #18 & 19)	10
8	98-4581	Asm-Hose, Pressure #2	1
9	98-4583	Asm-Hose, Drain #2, 3	2
10	98-9347	Asm-Hose, Pressure #3	1
11	340-70	Nut-Bulkhead	2
12	340-127	Nut-Bulkhead	4
13	69-8930	Washer-Flat	8
14	98-4588	Asm-Hose, Pressure #1, 4	1
15	98-4582	Asm-Hose, Pressure #2	1
16	98-4587	Asm-Hose, Drain #4	1
17	98-4589	Asm-Hose, Pressure #4	1
18	237-79	O-Ring	10
19	237-30	O-Ring	19
20	98-4590	Asm-Hose, Drain #1	1
21	93-1375	Motor-Hydraulic	5
22	98-9344	Asm-Hose, Hydraulic	1

Ref. No.	Part No.	Description	No. Used
23	94-4918	Asm-Tube, Pressure #2, 3	1
24	94-4917	Asm-Tube, Drain #2, 3	1
25	94-6031	Fitting-Hydraulic (Incl. Ref. #19)	1
26	94-4916	Asm-Hose, Drain, Return	1
27	98-9348	Asm-Hose, Pressure #2	1
28	240-5	Grommet-Rubber	4
29	69-8960	Spacer	4
30	93-9151	Fitting-Hydraulic (Incl. Ref. #19)	4
31	340-71	Fitting-Hydraulic (Incl. Ref. #36)	2
32	32144-58	Screw-HSH	4
33	93-7961	Clamp-Case Drain	2
34	93-7960	Spacer	4
35	82-8170	Clamp	4
36	237-22	O-Ring	4
37	3256-70	Washer-Flat	4
38	98-9343	Asm-Hose, Hydraulic	1
*	3290-378	Tie-Cable	4
*	98-9761	Kit-Hydraulic Hose (Incl. Ref. #1, 6, 8, 14-15 & 17)	1

*Not Illustrated

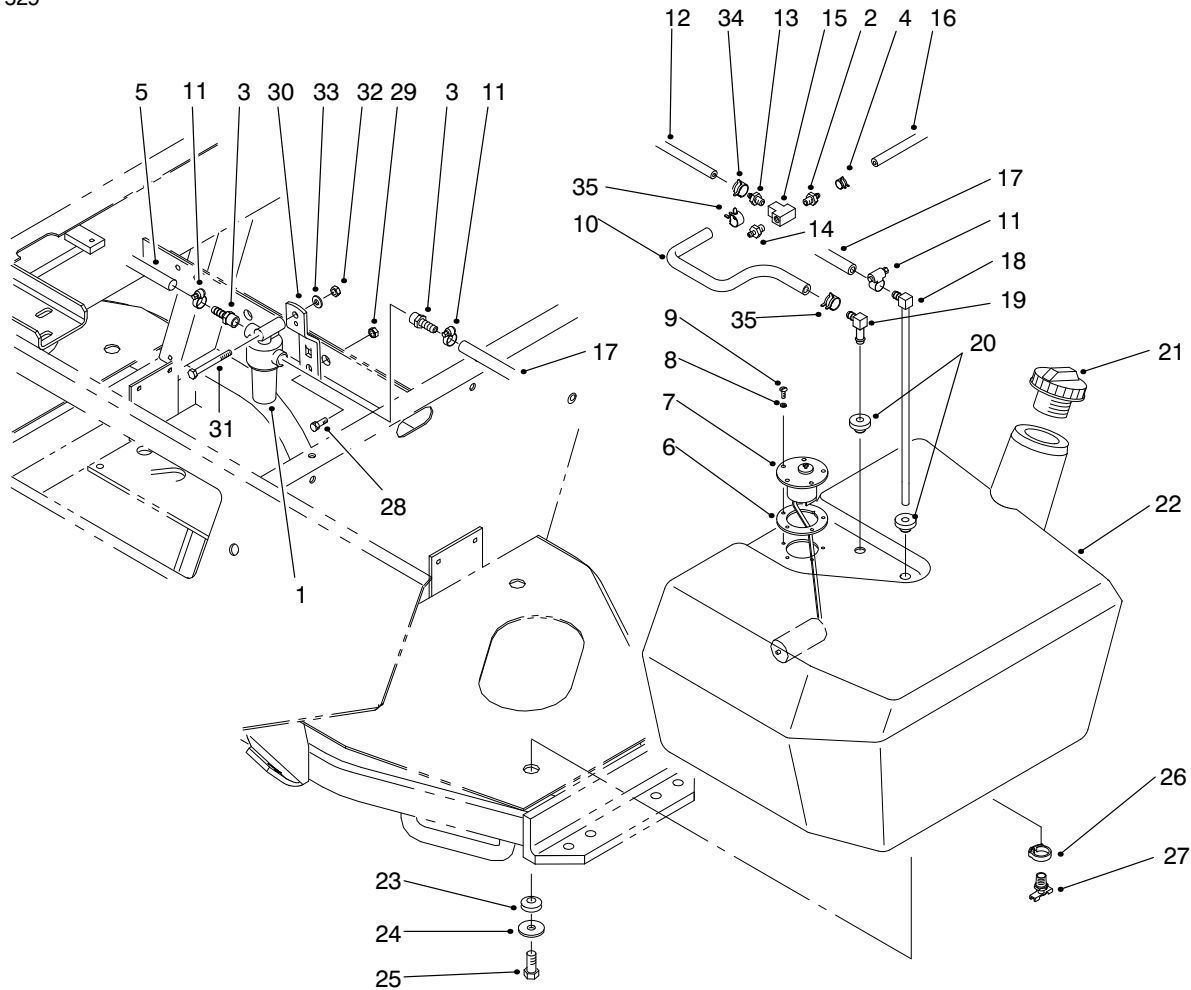


T-1872-1

REEL MOTOR ASSEMBLY NO. 93-1375

Ref. No.	Part No.	Description	No. Used	Ref. No.	Part No.	Description	No. Used
1	354-50	Screw-HSH	4	9	74-3810	Asm-Load Plate	1
2	354-51	Washer	4	10	92-8795	Asm-Body (Incl. Ref. #5)	1
3	353-599	Pin-Dowel	2	†11		Spacer	1
4	93-3614	Asm-Cover (Incl. Ref. #5)	1	†12		Seal-Shaft	1
†5		Bearing-Needle	5	13	32151-41	Ring-Retaining	1
6	93-3616	Asm-Idler Gear	1	14	92-8796	Pin-Dowel	2
7	93-3615	Asm-Drive Shaft	1	*	92-8863	Kit-Repair (Incl. Ref. #8, & 11-13)	1
8	354-46	Ring-Seal	1				

*Not Illustrated



T-2898-1

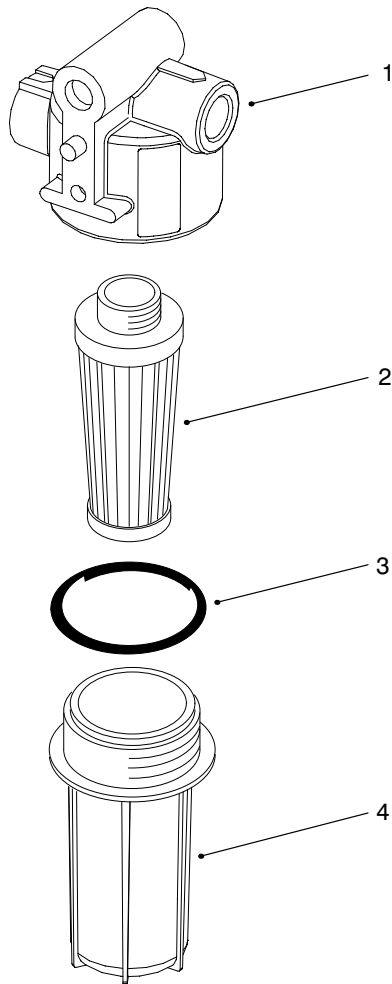
FUEL TANK ASSEMBLY

Ref. No.	Part No.	Description	No. Used
1	99-8351	Filter-Fuel	1
2	304-73	Fitting-Barbed	1
3	353-783	Fitting-Fuel	1
4	2412-98	Clamp-Hose	1
5	63-7610	Hose-Fuel	1
6	62-7650	Gasket-Sending Unit	1
7	63-7640	Unit-Sending	1
8	3253-15	Washer-Lock	5
9	32122-24	Screw-Round Hd.	5
10	93-2042	Hose-Fuel	1
11	2412-108	Clamp-Hose	4
12	75-4700	Hose-Fuel	1
13	354-22	Fitting-Fuel, Straight	1
14	354-21	Fitting-Fuel Straight	1
15	354-20	Fitting-Fuel Tee	1
16	98-9338	Hose-Fuel	1
17	95-4276	Hose-Fuel	1
18	66-8121	Standpipe-Elbow 90°	1

Ref. No.	Part No.	Description	No. Used
19	46-6550	Connector-Fuel, Elbow 90°	1
20	46-6560	Grommet	2
21	93-3102	Cap-Fuel Tank	1
22	94-3510	Asm-Fuel Tank (Incl. Ref. #26-27)	1
23	240-11	Grommet	3
24	63-8410	Washer-Flat	3
25	33103-025	Screw-HHF	3
26	2412-36	Clamp-Drain	1
27	304-46	Fitting-Drain	1
28	322-4	Screw-HH	1
29	3296-29	Nut-Lock	1
30	98-9748	Support-Bracket, Filter	1
31	321-8	Screw-HH	1
32	3296-42	Nut-Lock	1
33	3256-22	Washer-Flat	1
34	2412-146	Clamp-Spring	2
35	92-2379	Clamp	2

*Not Illustrated

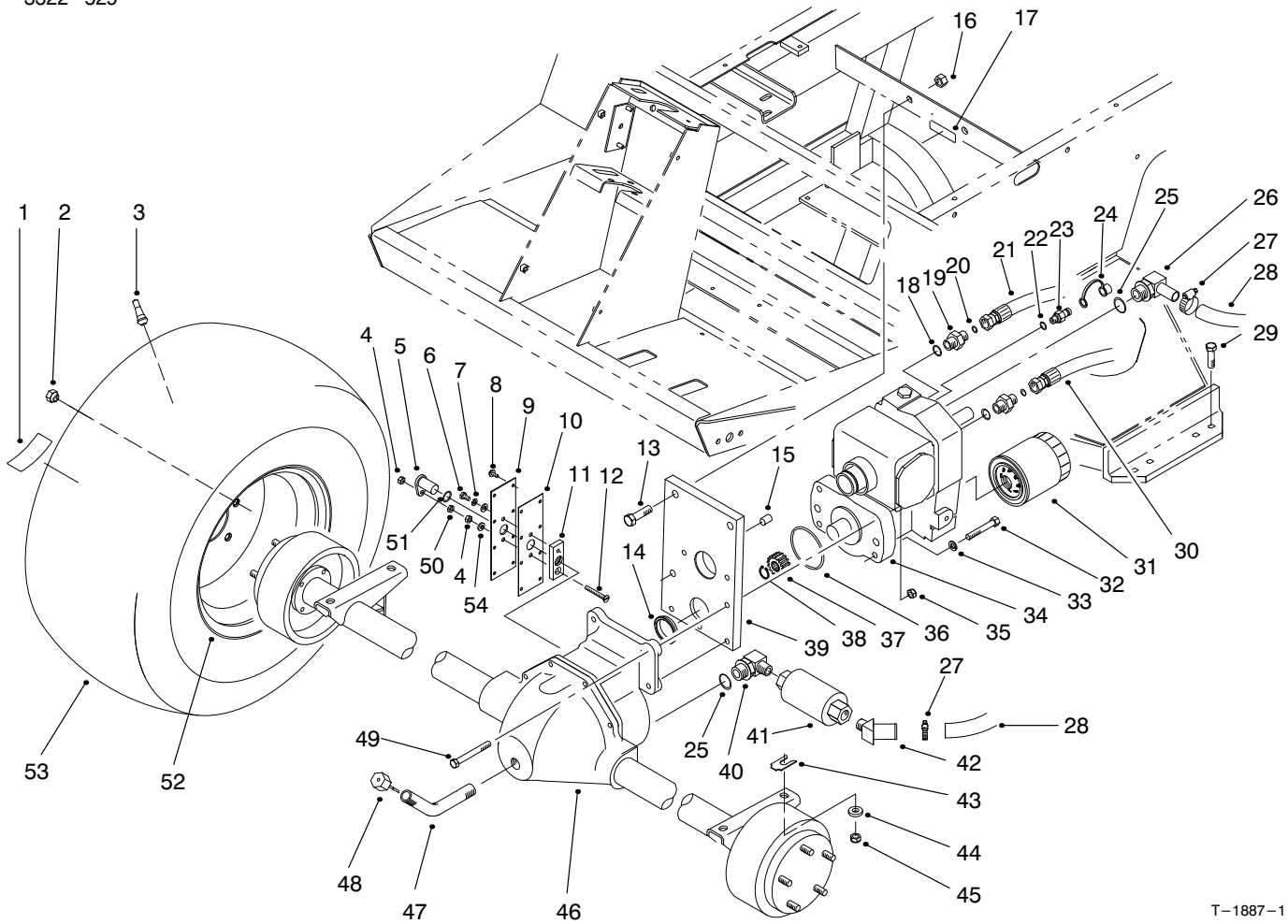
†Not Serviced Separately



T-3100

FUEL FILTER ASSEMBLY NO. 99-8351

Ref. No.	Part No.	Description	No. Used	Ref. No.	Part No.	Description	No. Used
1	99-8356	Kit-Head W/Label	1	3	99-8359	O-Ring	1
2	99-8358	Kit-Element (Incl. Ref. 33)	1	4	99-8357	Kit-Bowl (Incl. Ref. #3)	1

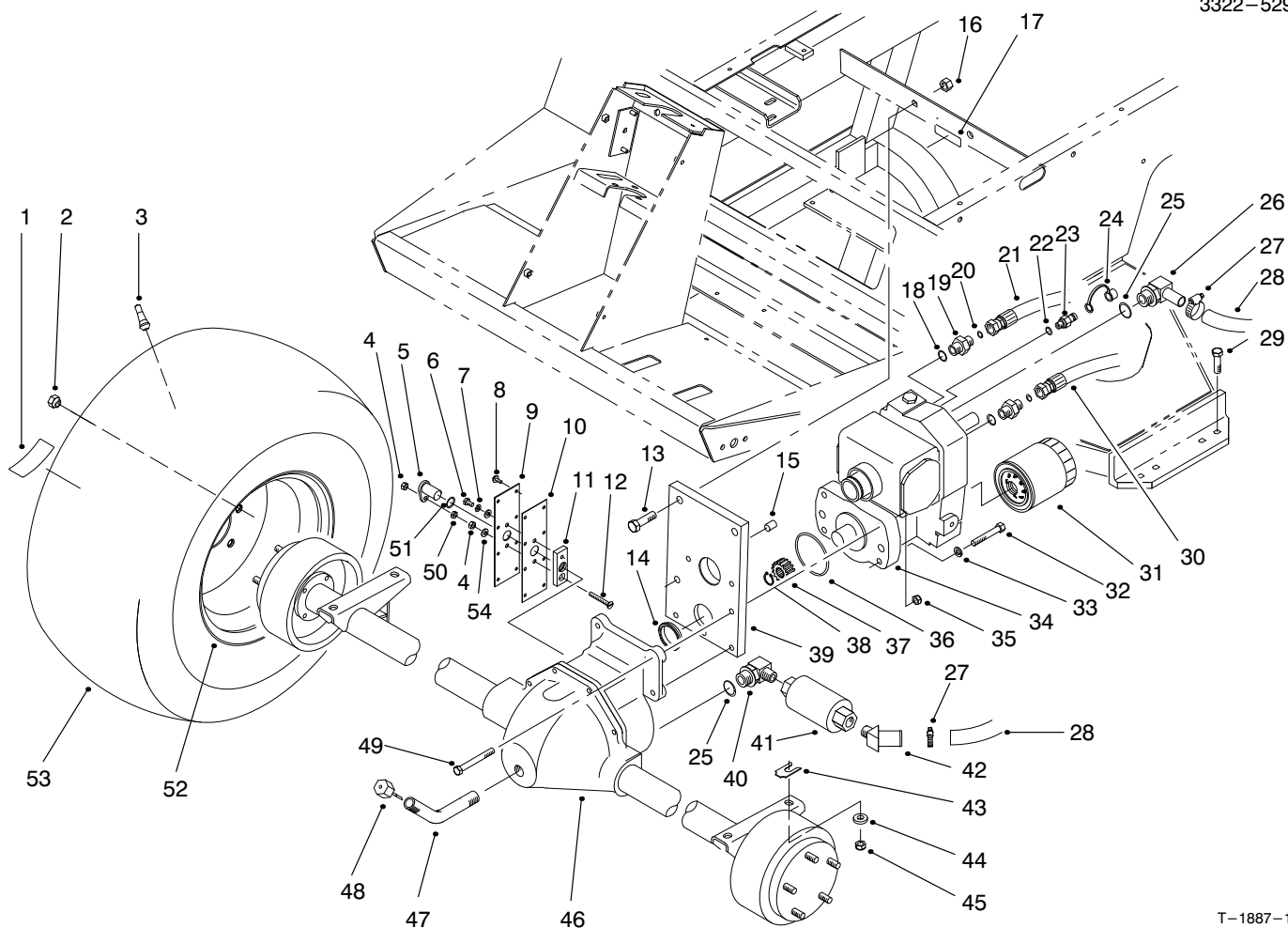


T-1887-1

FRONT AXLE & TRANSMISSION ASSEMBLY

Ref. No.	Part No.	Description	No. Used
1	76-8730	Decal-Bolt Torque	2
2	23-7270	Nut-Lug	10
3	232-27	Stem-Valve	2
4	3296-56	Nut-Lock	2
5	85-4350	Sensor-Gear Tooth	1
6	321-2	Screw-HH	1
7	3253-3	Washer-Lock	1
8	32144-112	Screw-HH	8
9	85-4330	Cover-Gear	1
10	92-5797	Gasket-Axle	1
11	85-4340	Plate-Sensor Mounting	1
12	32108-9	Screw-Machine	1
13	325-7	Screw-HH	2
14	75-3110	Collar-Transmission	1
15	92-4808	Sleeve-Trans. Pilot	1
16	3296-23	Nut-Lock	2
17	93-6691	Decal-Bolt	1
18	237-79	O-Ring	2
19	340-3	Fitting-Hydraulic, Straight (Incl. Ref. #18 & 20)	2
20	237-22	O-Ring	2
21	93-0076	Hose-Hydraulic	1
22	237-78	O-Ring	1
23	354-77	Fitting-Hydraulic Test Port (Incl. Ref. #22)	1
24	354-79	Cap-Test Port	1

Ref. No.	Part No.	Description	No. Used
25	237-81	O-Ring	2
26	75-4720	Fitting-Hydraulic 90° (Incl. Ref. #25)	1
27	2412-129	Clamp-Hose	2
28	75-6350	Hose	1
29	324-7	Screw-HH	4
30	93-0075	Hose-Hydraulic	1
31	75-1330	Filter-Oil	1
32	323-12	Screw-HH	2
33	3253-21	Washer-Lock	2
34	75-0012	Asm-Transmission	1
35	3296-39	Nut-Lock	2
36	237-161	O-Ring	1
37	86-7220	Gear-Pinion	1
38	32151-62	Ring-Retaining	1
39	92-4846	Asm-Trans. Support (Incl. Ref. #14 & 15)	1
40	354-75	Fitting-Hydraulic 90° (Incl. Ref. #25)	1
41	75-6340	Strainer-In-Line	1
42	354-72	Fitting-Hydraulic 45°	1
43	42-6080	Shim-Axle	A/R
44	66-6480	Washer-Flat	4
45	3296-48	Nut-Lock	4
46	94-6933	Asm-Front Axle	1
47	75-6850	Tube-Oil Fill	1

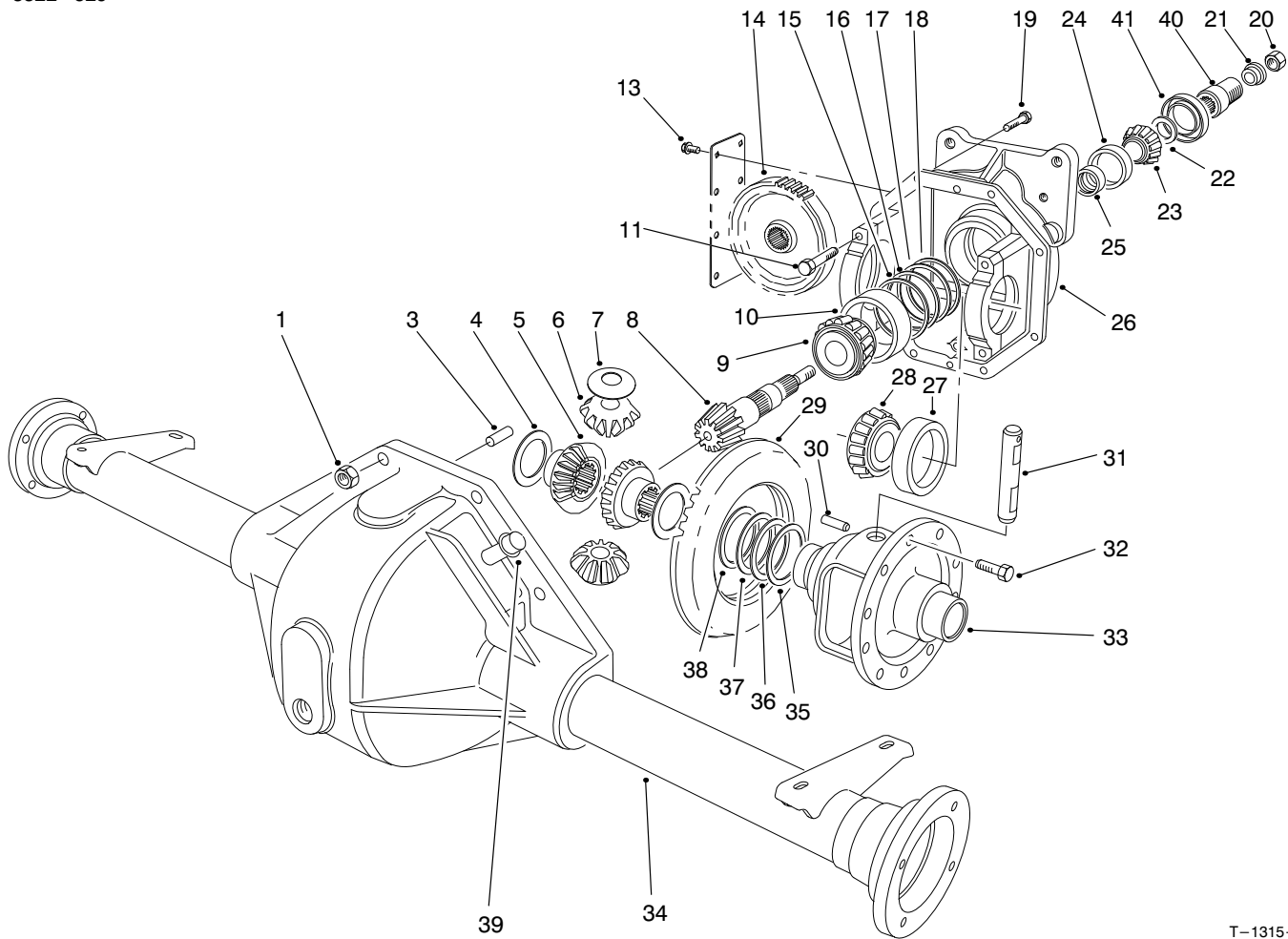


T-1887-1

FRONT AXLE & TRANSMISSION ASSEMBLY (Continued)

Ref. No.	Part No.	Description	No. Used
48	27-3710	Dipstick-Axle	1
49	323-20	Screw-HH	2
50	3218-1	Nut-Jam	1
51	237-181	O-Ring	1

Ref. No.	Part No.	Description	No. Used
52	217-120	Rim	2
53	231-134	Tire	2
54	3256-22	Washer-Flat	2



T-1315-1

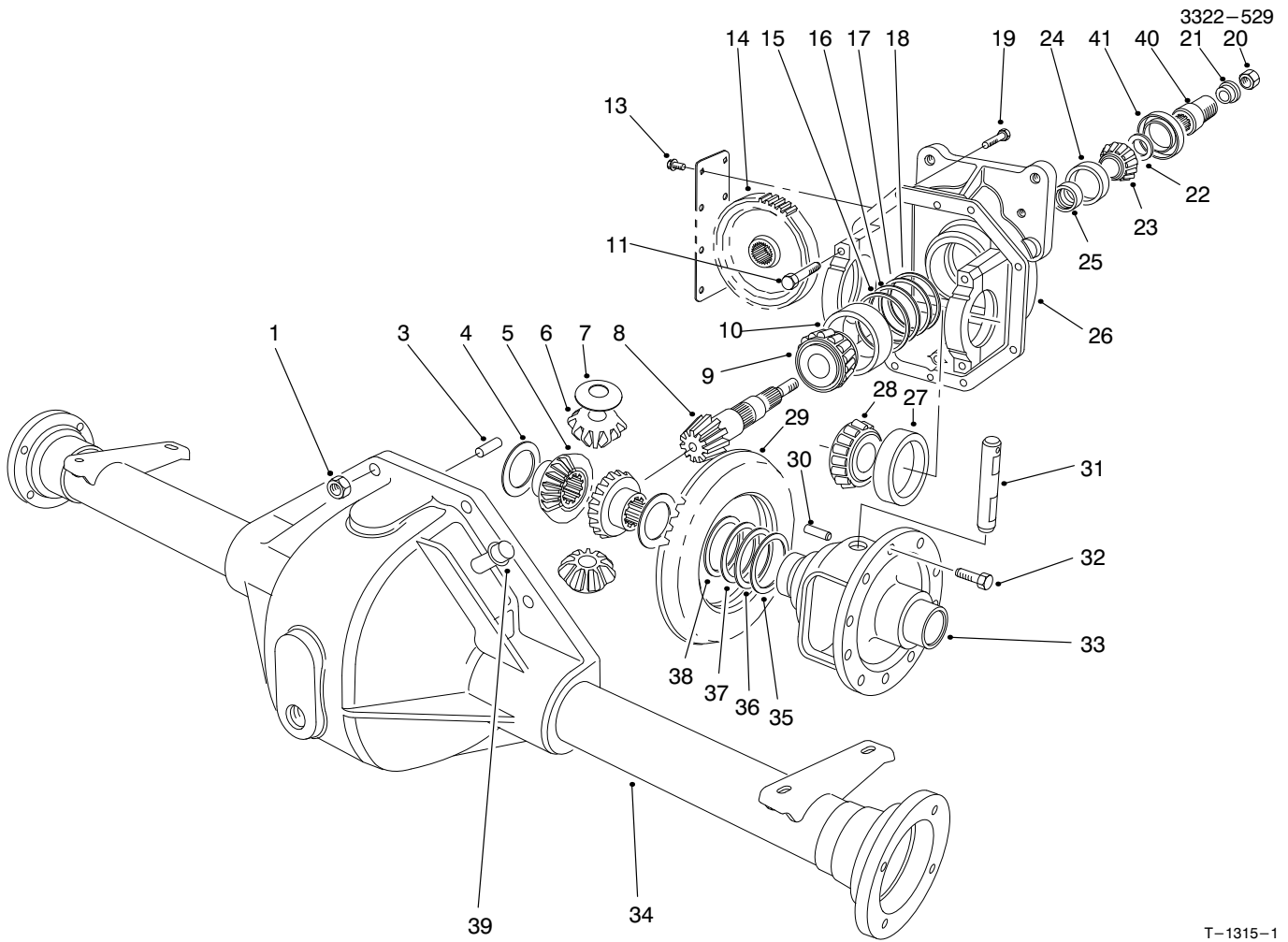
FRONT AXLE ASSEMBLY NO. 94-6933

Ref. No.	Part No.	Description	No. Used
1	32144-5	Nut	8
3	21-8270	Pin-Dowel	2
4	21-7720	Washer-Thrust	2
5	24-8790	Gear-Bevel, Differential	2
6	21-7690	Gear-Pinion	2
7	21-7730	Washer-Thrust	2
†8		Pinion-Drive	1
9	43-6760	Cone-Bearing, tapered	1
10	43-6750	Cup-Bearing, Tapered	1
11	92-1773	Screw-HH	4
13	32144-112	Screw-Thread Forming	8
14	86-7230	Gear-Spur	1
15	43-6710	Diff. Adjust. Shim .003	A/R
16	43-6711	Diff. Adjust. Shim .005	A/R
17	43-6712	Diff. Adjust. Shim .010	A/R
18	43-6713	Diff. Adjust. Shim .030	A/R
19	3210-8	Screw-HH	8
20	71-4350	Nut	1
21	83-5130	Spacer-Pinion	1
22	72-3570	Shim .094-Diff. Adjust.	A/R
*	72-3571	Shim .096-Diff. Adjust.	A/R
*	72-3572	Shim .098-Diff. Adjust.	A/R
22	72-3573	Shim .100-Diff. Adjust.	A/R

Ref. No.	Part No.	Description	No. Used
*	72-3574	Shim .102-Diff. Adjust.	A/R
*	72-3575	Shim .104-Diff. Adjust.	A/R
*	72-3576	Shim .106-Diff. Adjust.	A/R
*	72-3577	Shim .108-Diff. Adjust.	A/R
*	72-3578	Shim .110-Diff. Adjust.	A/R
*	72-3580	Shim .112-Diff. Adjust.	A/R
*	72-3581	Shim .114-Diff. Adjust.	A/R
*	72-3582	Shim .116-Diff. Adjust.	A/R
*	72-3583	Shim .118-Diff. Adjust.	A/R
*	72-3584	Shim .120-Diff. Adjust.	A/R
*	72-3585	Shim .125-Diff. Adjust.	A/R
*	72-3586	Shim .127-Diff. Adjust.	A/R
*	72-3587	Shim .129-Diff. Adjust.	A/R
*	72-3588	Shim .131-Diff. Adjust.	A/R
*	72-3590	Shim .133-Diff. Adjust.	A/R
*	72-3591	Shim .135-Diff. Adjust.	A/R
*	72-3592	Shim .137-Diff. Adjust.	A/R
*	72-3593	Shim .139-Diff. Adjust.	A/R
*	72-3594	Shim .141-Diff. Adjust.	A/R
*	72-3595	Shim .143-Diff. Adjust.	A/R
*	72-3596	Shim .145-Diff. Adjust.	A/R
*	72-3597	Shim .147-Diff. Adjust.	A/R
*	72-3598	Shim .149-Diff. Adjust.	A/R

*Not Illustrated

†Not Serviced Separately



T-1315-1

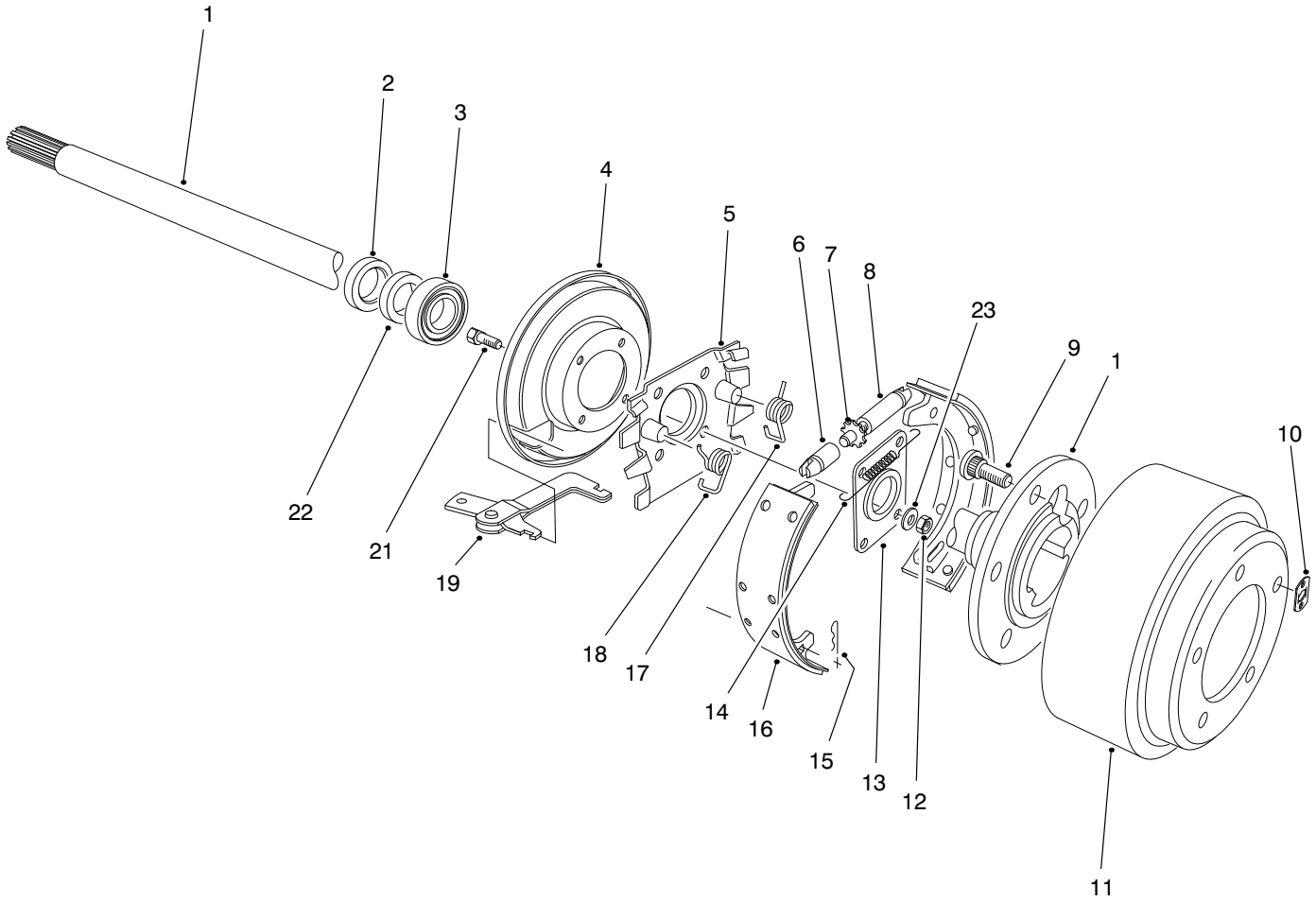
FRONT AXLE ASSEMBLY NO. 94-6933 (Continued)

Ref. No.	Part No.	Description	No. Used
22	72-3600	Shim .151-Diff. Adjust.	A/R
23	254-91	Cone-Bearing	1
24	21-8390	Cup-Bearing	1
25	21-8020	Spacer-Front Pinion	1
26	93-3619	Upper Housing (Incl. Ref. #11)	1
27	254-66	Cup-Tapered Bearing	2
28	254-65	Cone-Tapered Bearing	2
†29		Gear-Ring	1
30	21-7710	Pin-Roll	1
31	21-7700	Shaft-Pinion Mate	1
32	21-7770	Screw-Drive Gear	5
33	21-7670	Case-Differential	1

Ref. No.	Part No.	Description	No. Used
34	75-0721	Housing-Lower	1
35	21-8120	Diff. Adjust. Shim .030	A/R
36	21-8110	Diff. Adjust. Shim .010	A/R
37	21-8100	Diff. Adjust. Shim .005	A/R
38	21-8090	Diff. Adjust. Shim .003	A/R
39	72-9420	Asm-Vent Tube	1
40	83-4910	Coupler-Pinion	1
41	71-4330	Seal	1
*	93-3618	Asm-Gear & Pinion (Incl. Ref. #8 & 29)	1
*	93-3617	Asm-Differential (Incl. Ref. #4-10, 14-33, 35-38, 40 & 41)	1

*Not Illustrated

†Not Serviced Separately



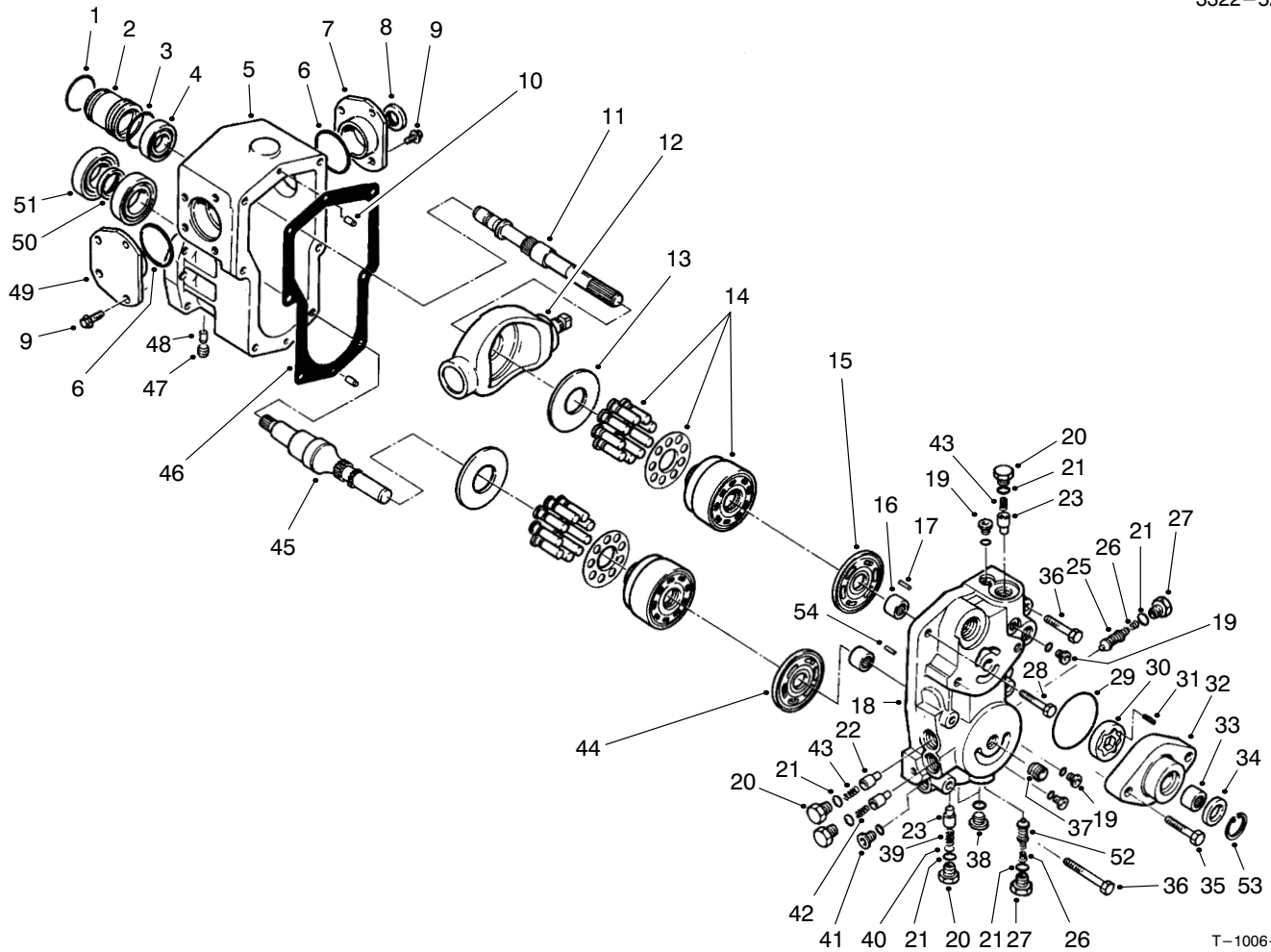
T-2664

BRAKE ASSEMBLY

Ref. No.	Part No.	Description	No. Used
1	27-6862	Shaft-Axle, Flanged LH	1
*	27-6852	Shaft-Axle, Flanged RH	1
2	99-6969	Seal-Oil	2
3	21-8180	Bearing	2
4	21-9450	Shield-Dust	2
5	43-6810	Spider-Torque	2
6	21-9390	Socket-Adjusting Screw	2
7	21-9370	Screw-Adjusting	2
8	21-9380	Nut-Pivot	2
9	242-34	Stud-Flange, Axle	10
10	21-8360	Clip-Retaining	2
11	28-0680	Drum-Brake	2
12	94-6935	Nut-Lock	8

Ref. No.	Part No.	Description	No. Used
13	28-0670	Seal-Oil	2
14	21-9440	Spring-Adjusting Screw	2
15	21-9460	Retainer-Brake, Parking	4
16	84-8590	Asm-Shoe & Lining	4
17	21-9420	Spring-Shoe Return, LH	2
18	21-9430	Spring-Shoe Return, RH	2
19	24-9180	Lever, Brake, Parking	2
21	94-6934	Screw-HSH	8
22	24-8840	Ring-Bearing, Wheel	2
23	94-6936	Washer-Flat	8
*	84-8600	Set of Lined Brake Shoes	1
*	92-8775	Kit-Gasket, Liquid	1

*Not Illustrated



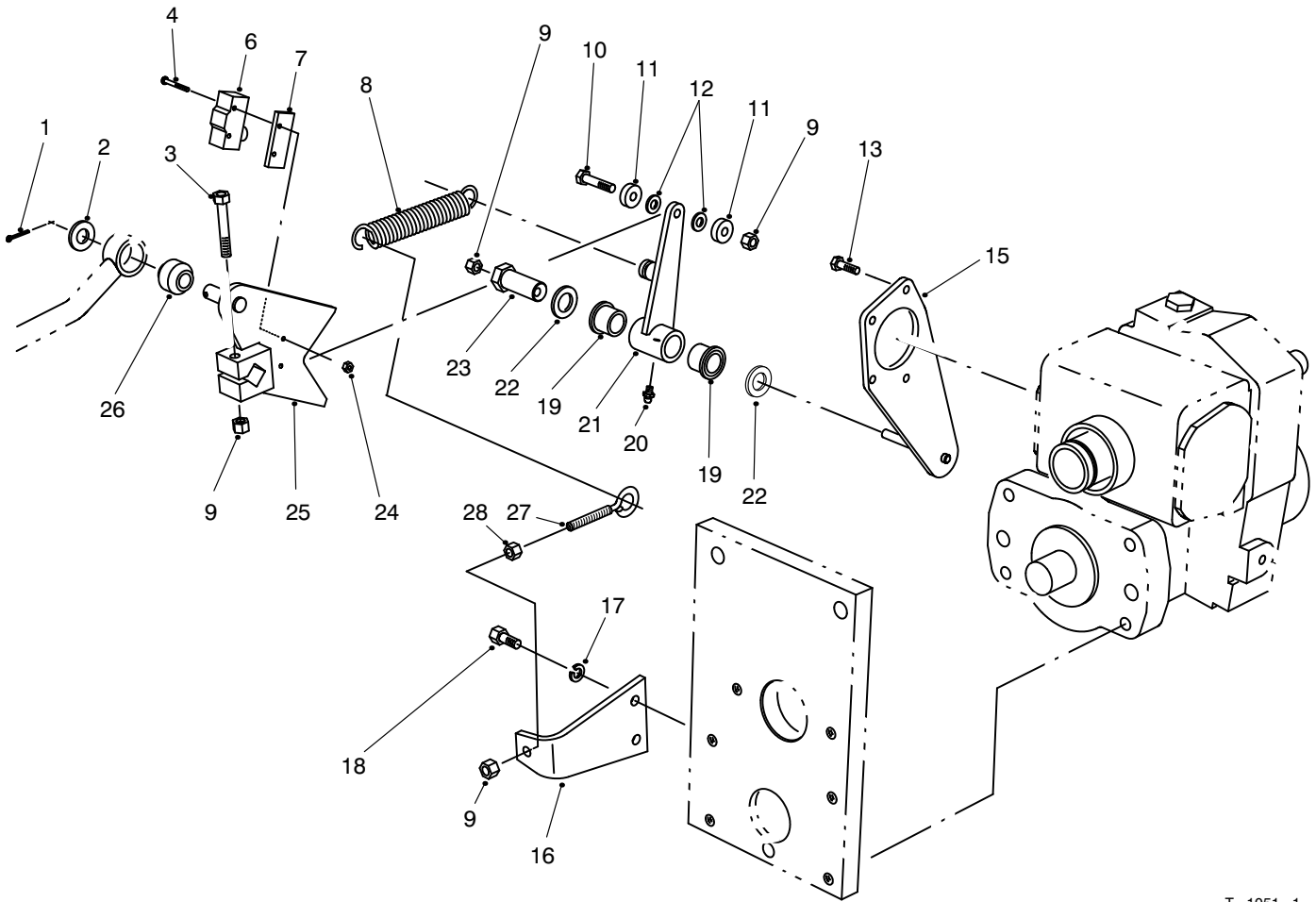
T-1006-1

TRANSMISSION ASSEMBLY NO. 75-0012

Ref. No.	Part No.	Description	No. Used
1	75-0430	Ring-Retaining	1
2	75-0150	Guide-Seal	1
3	75-0410	O-Ring	1
4	75-0520	Bearing-Ball	1
5	75-0020	Housing	1
6	75-0210	O-Ring	2
7	86-7520	Asm-Trunnion Cover RH	1
8	75-0230	Seal-Lip	1
9	75-0090	Screw-HH	8
10	75-0480	Pin	2
11	86-7540	Shaft-Pump	1
12	75-0390	Plate-Swash	1
13	75-0400	Plate-Thrust	2
14	75-0470	Kit-Cylinder Block	2
15	75-0380	Plate-Valve	1
16	75-0500	Bearing-Needle	2
17	75-0510	Pin	1
18	75-0040	Center Section	1
19	75-0170	Plug-Straight Thread	4
20	75-0060	Plug	4
21	75-0240	O-Ring	6
22	75-0290	Spring	2
23	75-0260	Valve-Relief	4
24	75-0130	Screw-HH	3
25	93-0097	Valve-SCR	1
26	75-0140	Spring-Conical	1
27	75-0190	Plug-Special	2

Ref. No.	Part No.	Description	No. Used
28	75-0120	Screw-HH	1
29	75-0370	O-Ring	1
30	75-0360	Gerotor	1
31	75-0350	Pin	1
32	83-4780	Housing-Charge Pump	1
33	75-0340	Bearing-Needle	1
34	75-0330	Seal-Lip	1
35	75-0110	Screw-HH	2
36	75-0180	Screw-HH	2
37	75-0320	Nipple	1
38	75-0200	Plug-Straight Thread	2
39	75-0270	Spring	1
40	75-0310	Shim	1
41	75-0070	Plug	1
42	75-0280	Spring	1
44	93-0083	Plate-Valve	1
45	75-0440	Shaft-Motor	1
46	75-0030	Gasket-Housing	1
47	75-0160	Plug-Pipe	1
48	75-0220	Pin	2
49	86-7530	Asm-Trunnion Cover LH	1
50	75-0450	Collar	1
51	75-0460	Bearing-Ball	2
52	75-6930	Valve-SCR	1
53	32120-74	Ring-Retaining	1
54	75-0250	Pin-Slotted	1

*Not Illustrated

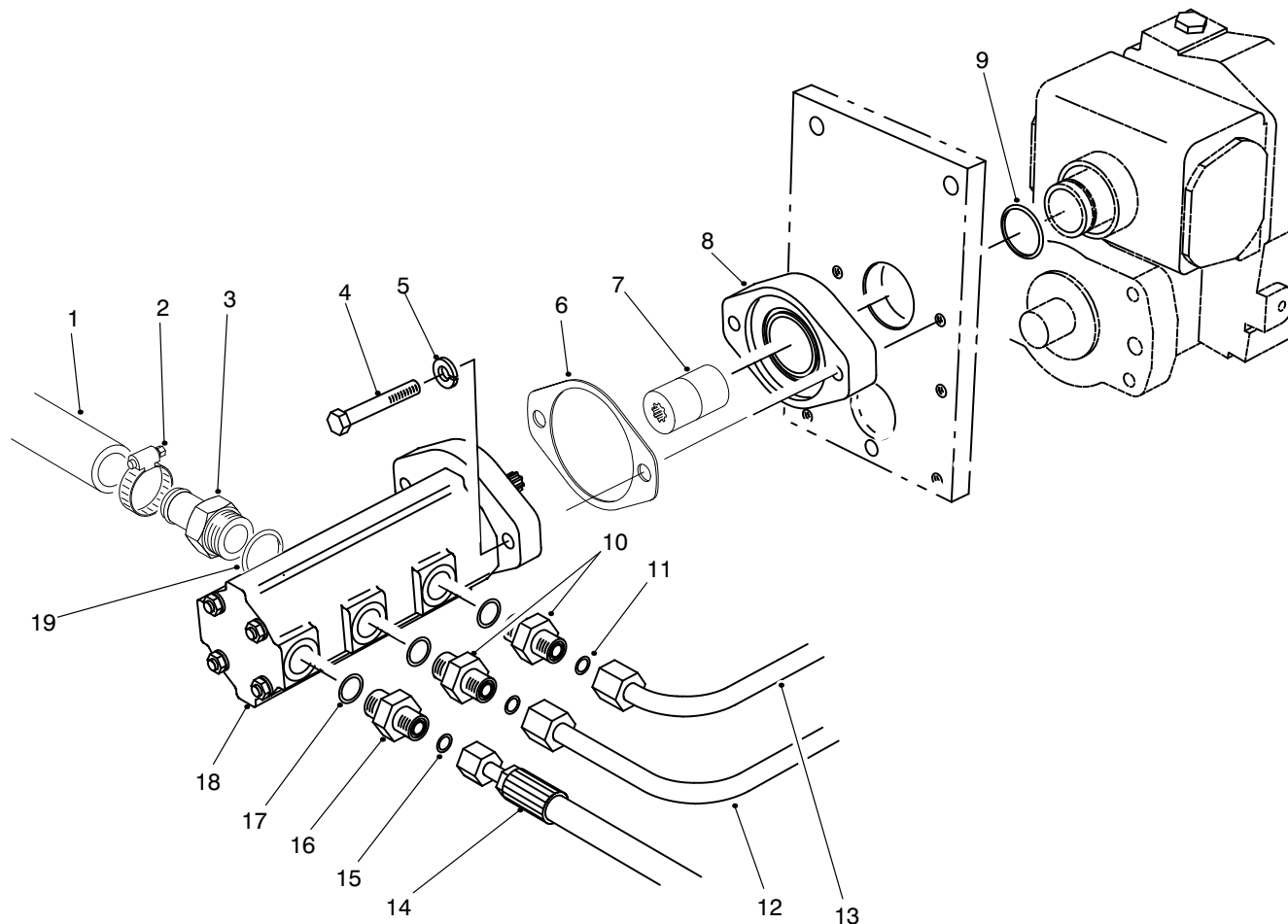


T-1051-1

TRACTION CONTROL ASSEMBLY

Ref. No.	Part No.	Description	No. Used
1	3272-10	Pin-Cotter	1
2	3256-26	Washer-Flat	1
3	322-10	Screw-HH	1
4	32105-21	Screw	2
6	29-6162	Switch-Neutral	1
7	75-4130	Plate-Switch	1
8	76-9430	Spring-Extension	1
9	3296-29	Nut-Lock	4
10	322-7	Screw-HH	1
11	251-259	Bearing-Ball	2
12	75-5470	Spacer	2
13	32144-22	Screw-HH	4
15	75-4080	Plate-Traction	1
16	85-9900	Plate-Spring Anchor	1

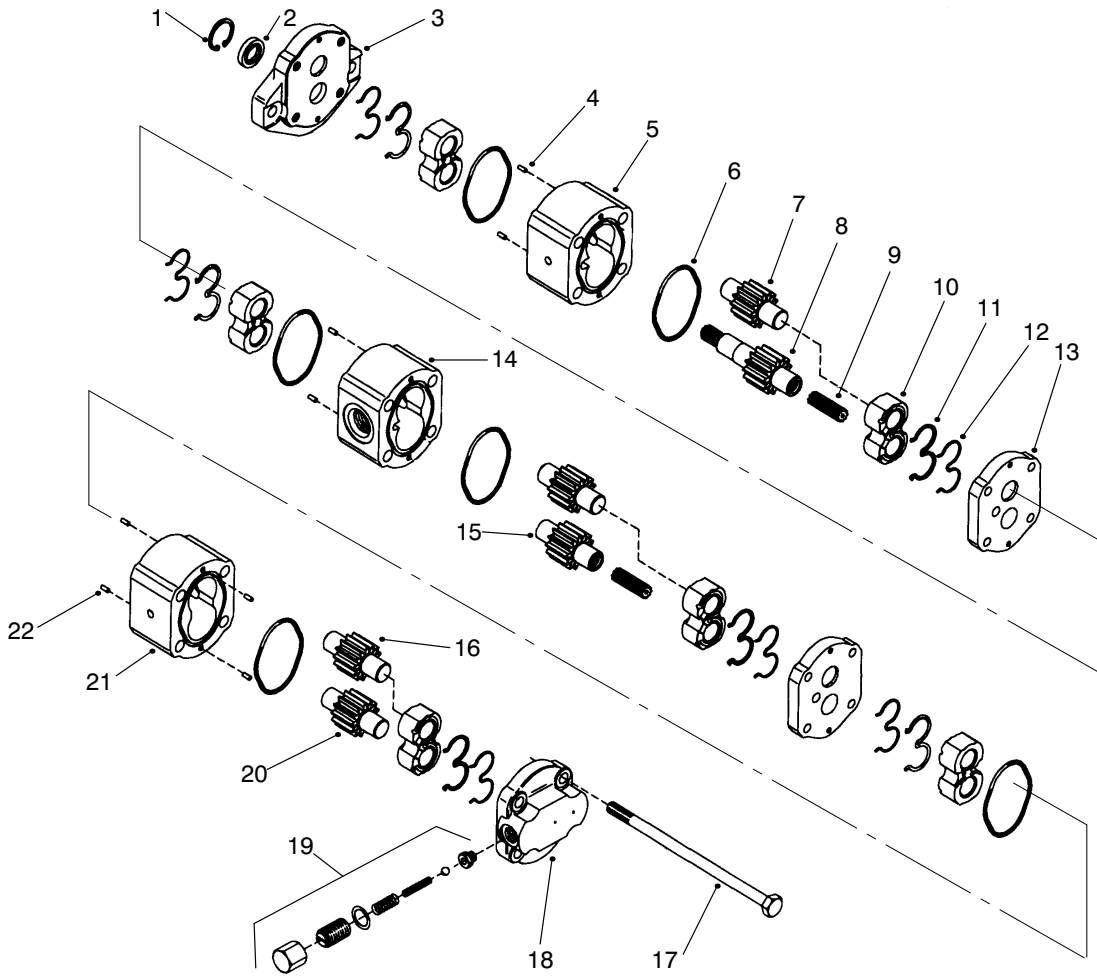
Ref. No.	Part No.	Description	No. Used
17	3253-4	Washer-Lock	2
18	322-3	Screw-HH	2
19	256-113	Bushing-Flange	2
20	302-5	Fitting-Grease	1
21	92-2581	Asm-Switch Arm (Incl. Ref. #19 & 20)	1
22	3-6498	Washer-Thrust	2
23	76-8640	Stud-Traction	1
24	3296-9	Nut-Hex.	2
25	75-4100	Control-Pump	1
26	23-2270	Bushing-Rubber	1
27	85-9910	Eyebolt	1
28	3217-6	Nut-Hex.	1



T-1928-1

GEAR PUMP INSTALLATION ASSEMBLY

Ref. No.	Part No.	Description	No. Used	Ref. No.	Part No.	Description	No. Used
1	75-6870	Hose-Suction	1	11	237-30	O-Ring	2
2	2412-34	Clamp-Hose	1	12	93-3643	Tube-Hydraulic	1
3	354-78	Fitting-Hydraulic (Incl. Ref. #19)	1	13	93-3642	Tube-Hydraulic	1
4	323-12	Screw-HH	2	14	75-6240	Hose-Hydraulic	1
5	3253-5	Washer-Lock	2	15	237-22	O-Ring	1
6	93-3604	Gasket	1	16	340-3	Fitting-Hydraulic Straight (Incl. Ref. #15 & 17)	1
7	93-1396	Coupler-Trans.	1	17	237-79	O-Ring	3
8	75-4400	Adaptor-Transmission	1	18	98-9796	Asm-Pump, Gear	1
9	237-163	O-Ring	1	19	237-146	O-Ring	1
10	340-4	Fitting-Hydraulic Straight (Incl. Ref. #11 & 17)	2				



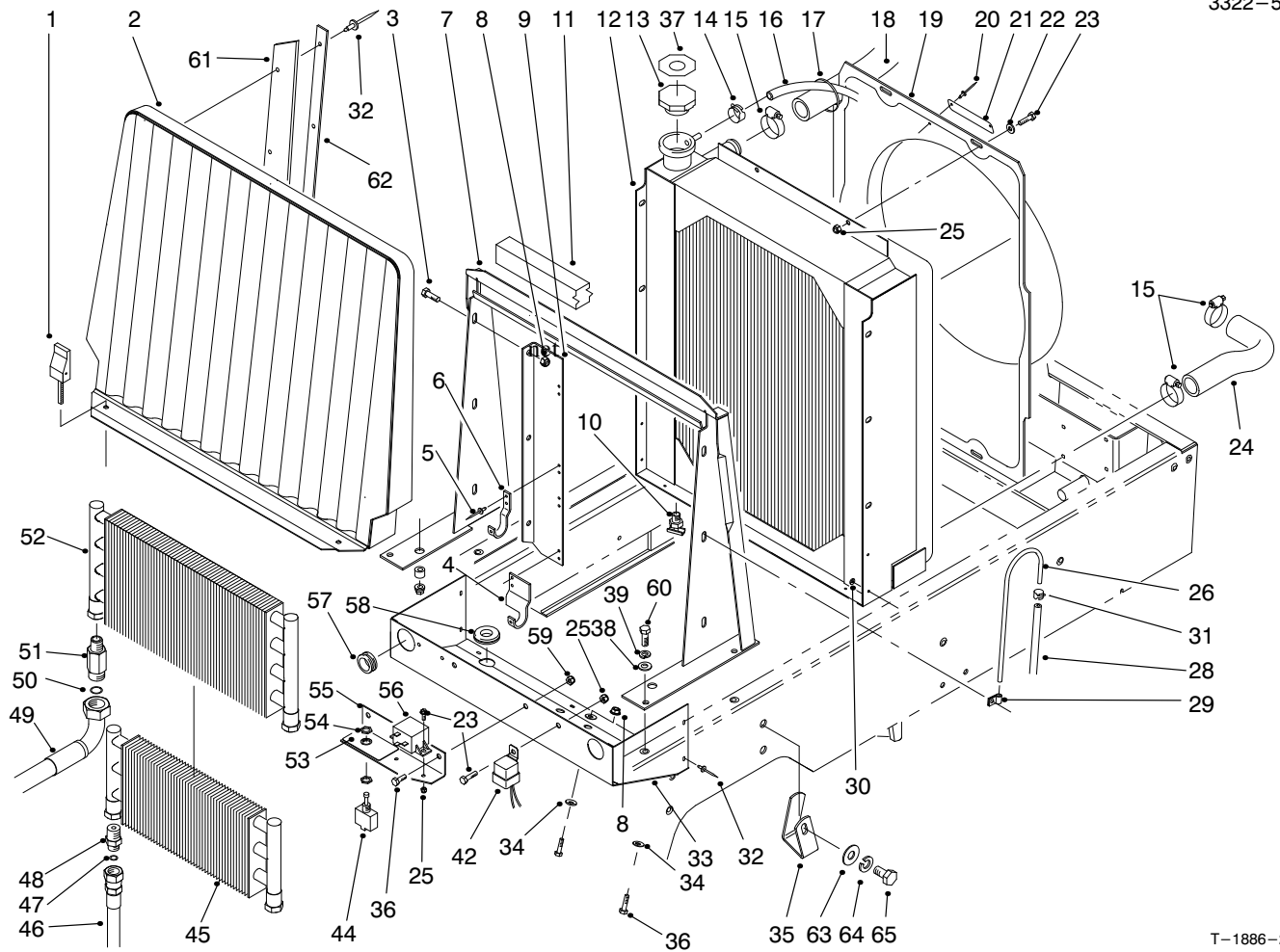
T-1935-1

HYDRAULIC PUMP NO. 98-9796

Ref. No.	Part No.	Description	No. Used
1		Ring-Retaining	1
2		Seal-Shaft	1
3		Flange	1
4	93-4278	Pin-Dowel	4
5		Housing	1
6		O-Ring	2
7		Gear-Idler	1
8		Gear-Drive	1
9	93-4280	Coupling	2
10		Bearing	2
11		E-Seal	2
12		Ring-Backup	2
13	93-4279	Plate-Distance	2
14		Housing	1
15		Gear-Idler	1
16		Gear-Idler	1
17	93-4283	Bolt	4

Ref. No.	Part No.	Description	No. Used
18	93-4282	Block-Valve	1
19	93-4277	Kit-Valve	1
20		Gear-Idler	1
21		Housing	1
22	93-4281	Pin-Dowel	4
*	93-4268	Kit-Flange (Incl. Ref. #1-3)	1
*	98-9798	Kit-Housing, Section 1 (Incl. Ref. #6, 7, 10-12, 14 & 15)	1
*	98-9797	Kit-Housing, Section 2 (Incl. Ref. #5-8, & 10-12)	1
*	98-9799	Kit-Housing, Section 3 (Incl. Ref. #6, 10-12, 16, & 20-21)	1
*	99-8353	Kit-Individual Pieces (Incl. Ref. #2, 6, 11, & 12)	1

*Not Illustrated



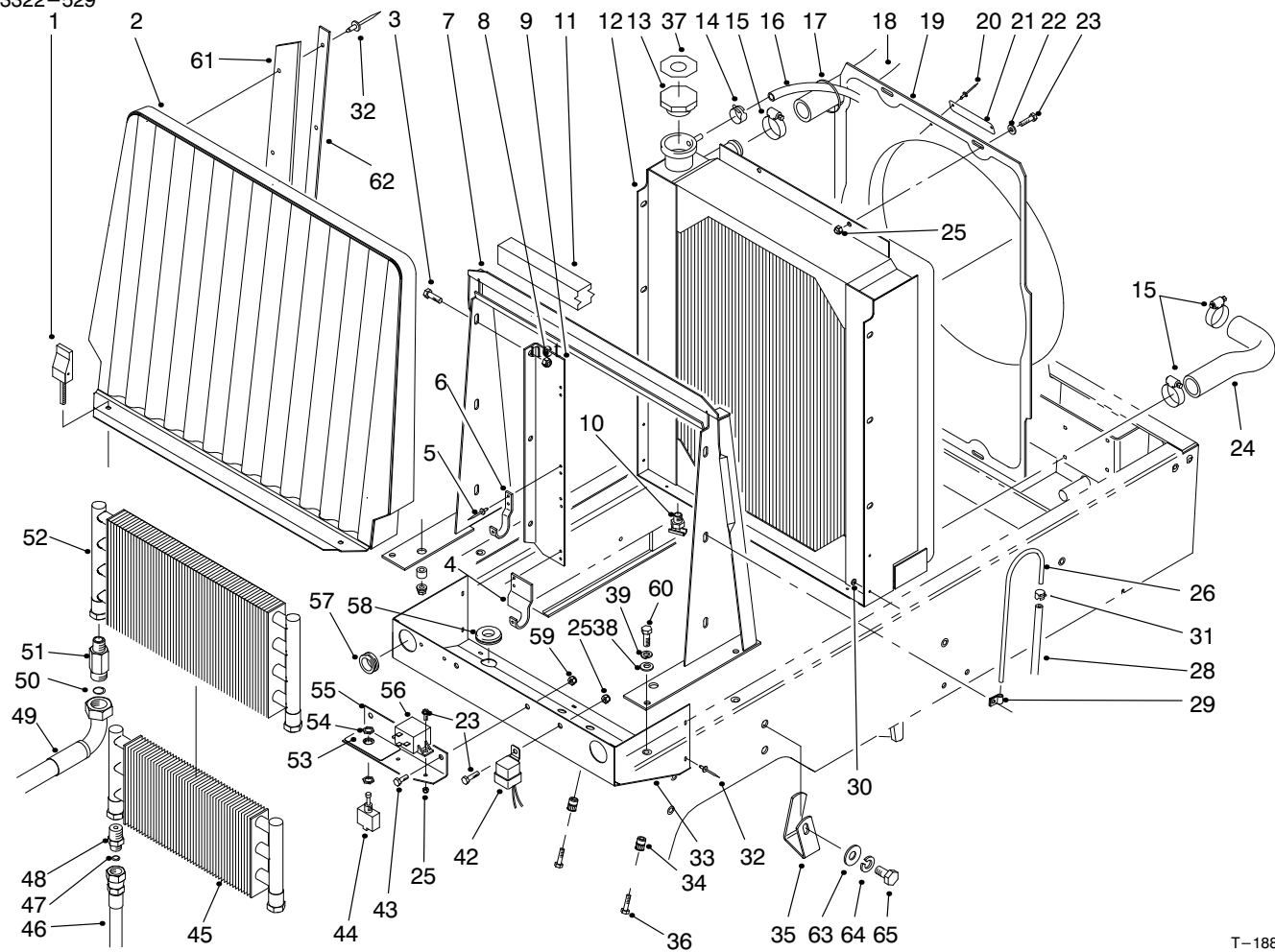
T-1886-2

RADIATOR ASSEMBLY

Ref. No.	Part No.	Description	No. Used	Ref. No.	Part No.	Description	No. Used
1	93-1374	Latch-Swell	2	21	98-9335	Plate-Caution	1
2	93-0032	Housing-Front Screen	1	22	3256-22	Washer-Flat	4
3	3234-5	Screw-Whiz Lock	6	23	321-4	Screw-HH	7
4	93-0090	Bracket-Mount RH, Cooler	1	24	98-4512	Hose-Radiator Lower	1
*4	93-0089	Bracket-Mount LH, Cooler	1	25	3296-42	Nut-Lock	7
5	3269-15	Rivet-Pop	8	26	66-3180	Tube-Vent	1
6	75-0930	Hook-Oil Cooler	4	28	75-4701	Hose-Fuel Vent	1
7	98-9317	Support-Radiator	1	29	2412-103	Clamp-R	2
8	32128-20	Nut-Whiz	8	30	3269-10	Washer-Back-up	5
9	93-0030	Asm-Cooler Mount RH (Incl. Ref. #4-6)	1	31	2412-98	Clamp-Hose	1
*	93-0071	Asm-Cooler Mount LH (Incl. Ref. #*4-6)	1	32	3269-13	Rivet-Pop	15
10	304-46	Drain-Radiator	1	33	93-0025	Shield-Radiator	1
11	93-0005	Strip-Foam, Top	1	34	3256-2	Washer-Flat	4
12	98-4507	Radiator	1	35	98-4591	Clamp-Hose LH	1
13	66-3240	Cap-Radiator	1	*	98-4592	Clamp-Hose RH	1
14	92-2379	Clamp-Hose	1	36	322-2	Screw-HH	4
15	2412-34	Clamp-Hose	4	37	93-7840	Decal-Radiator Cap	1
16	75-2851	Hose-Expansion Tank	1	38	3256-23	Washer-Flat	4
17	3290-378	Tie-Cable	1	39	3253-4	Washer-Lock	4
18	98-4511	Hose-Radiator Upper	1	42	63-7590	Relay-Starter	1
19	98-4571	Shroud-Fan	1	44	99-8352	Switch-Backlap (Incl. Ref. #54)	1
20	3290-271	Rivet-Pop	2	45	24-0760	Exchanger-Heat	1

*Not Illustrated

3322-529

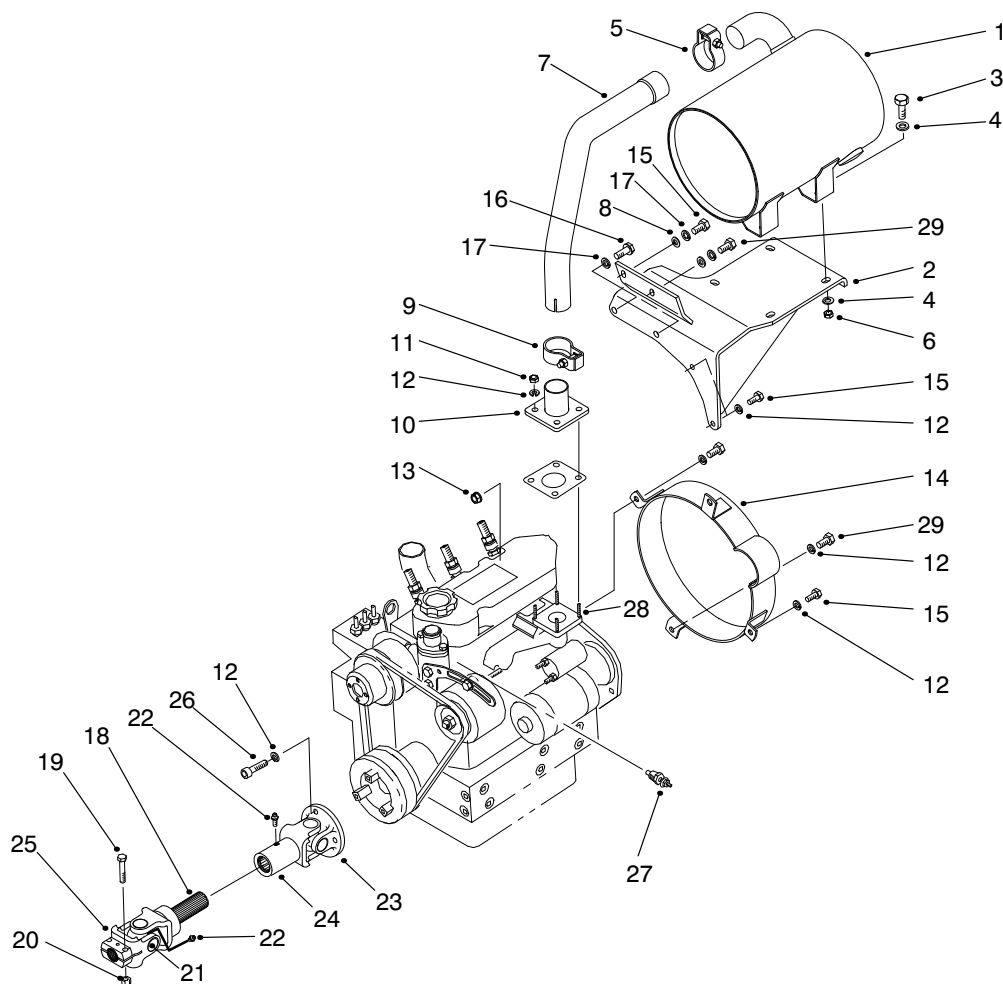


T-1886-2

RADIATOR ASSEMBLY (Continued)

Ref. No.	Part No.	Description	No. Used	Ref. No.	Part No.	Description	No. Used
46	93-0076	Hose-Trans. to Cooler	1	54	218-498	Nut-Lock	2
*	93-0075	Hose-Trans. to Cooler	1	55	75-3390	Bracket-Backlap	1
47	237-22	O-Ring	2	56	66-8800	Relay-Glow Plug	1
48	340-124	Fitting-Straight (Incl. Ref. #47)	2	57	240-3	Grommet	2
49	93-0077	Hose-Cooler, RH	1	58	93-0082	Grommet	2
*	93-0078	Hose-Cooler, LH	1	59	3296-29	Nut-Lock	2
50	237-65	O-Ring	2	60	322-5	Screw-HH	4
51	92-4999	Fitting-Hydraulic 90° (Incl. Ref. #50)	2	61	93-3623	Strip-Sealing, Radiator	2
52	75-1040	Cooler-Oil	1	62	93-3624	Plate-Retaining	2
53	93-6684	Decal-Backlap	1	63	3256-26	Washer-Flat	2
53	84-3260	Decal-Backlap (Japan)	1	64	3253-7	Washer-Lock	2
				65	325-2	Screw-HH	2

*Not Illustrated

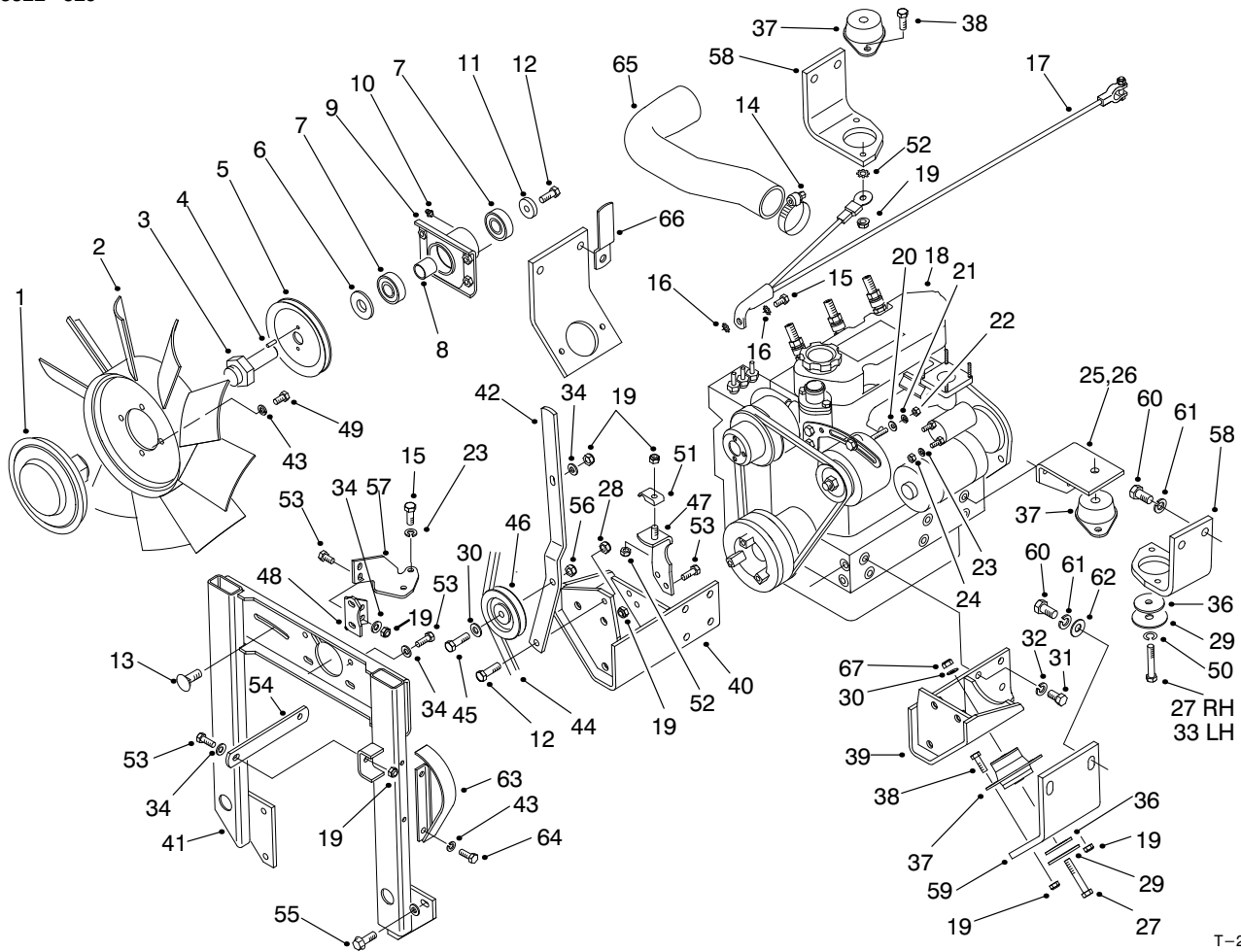


T-2900-2

MUFFLER & PUMP DRIVE ASSEMBLY

Ref. No.	Part No.	Description	No. Used	Ref. No.	Part No.	Description	No. Used
1	98-9794	Muffler	1	18	98-9765	Yoke-Shaft	1
2	98-4555	Bracket-Muffler	1	19	322-9	Screw-HH	2
3	323-6	Screw-HH	4	20	3296-29	Nut-Lock	2
4	3256-4	Washer-Flat	8	21	98-9766	Kit-U-Joint	2
5	98-9310	Clamp-Muffler	1	22	302-5	Fitting-Grease	2
6	3296-39	Nut-Lock	4	23	98-9769	Yoke-Flange	1
7	98-9745	Tube-Exhaust	1	24	98-9767	Yoke-Slip Tube	1
8	33094-00	Washer-Flat	2	25	98-9768	Yoke-End	1
9	98-9309	Clamp-Muffler	1	26	98-9322	Screw-HSH	3
10	98-4527	Pipe-Engine Exhaust	1	27	98-9346	Sender-Temp.	1
11	33014-00	Nut-Lock	4	28	42-9560	Stud	4
12	42-9850	Washer-Lock	9	29	33114-020	Screw-HH	2
13	33024-00	Nut-Lock	1	*	98-4593	Asm-Drive Shaft (Incl. Ref. #18, 21-25)	1
14	98-4564	Guard-Flywheel	1	*	75-6880	Screen-Spark Arrester (Optional)	1
15	33114-025	Screw-HH	5				
16	43-0090	Screw-HH	2				
17	42-9600	Washer-Lock	2				

*Not Illustrated

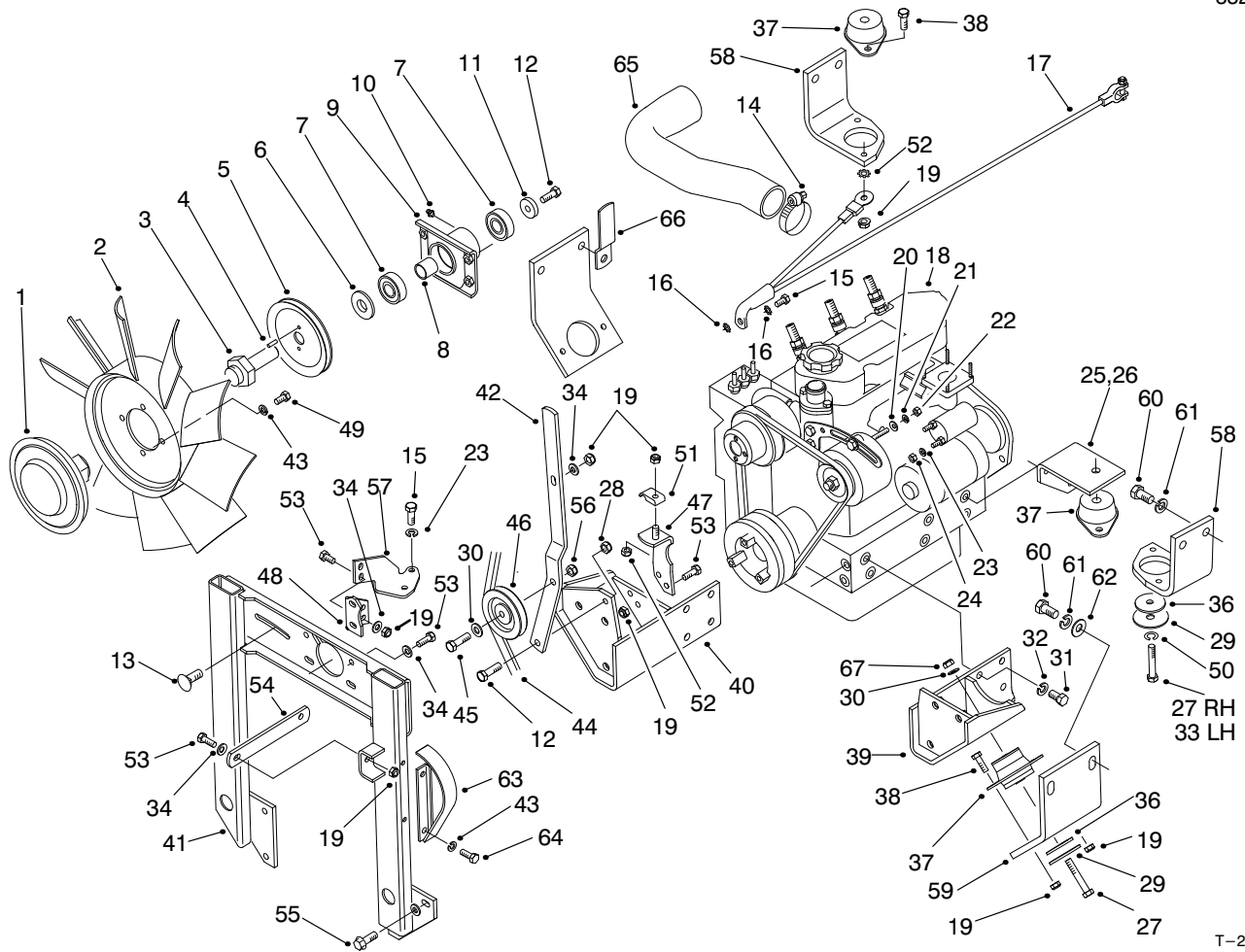


T-2901-1

ENGINE INSTALLATION ASSEMBLY

Ref. No.	Part No.	Description	No. Used
1	74-5520	Clutch-Fan	1
2	75-3780	Fan	1
3	75-6380	Shaft-Fan	1
4	32121-2	Pin-Roll	2
5	98-9313	Pulley-Fan	1
6	47-0110	Spacer-Spindle	1
7	251-318	Bearing-Ball	2
8	75-5310	Spacer-Bearing	1
9	75-4450	Hub-Fan Drive	1
10	302-10	Fitting-Grease 45°	1
11	67-1630	Spacer-Fan	1
12	323-6	Screw-HH	2
13	3230-2	Bolt-Carriage	1
14	2412-92	Clamp-Hose	1
15	98-9322	Screw-HH	1
16	3255-9	Washer-Lock	2
17	98-4598	Cable-Battery (Ground)	1
18	99-8980	Asm-Engine	1
19	3296-29	Nut-Lock	15
20	3256-78	Washer-Flat	1
21	43-5930	Washer-Lock	1
22	48-7890	Nut-Hex.	1
23	42-9850	Washer-Lock	2

Ref. No.	Part No.	Description	No. Used
24	57-6390	Nut-Lock	1
25	98-4515	Bracket-Engine LH Rear	1
26	94-4514	Bracket-Engine RH Rear	1
27	323-12	Screw-HH RH	3
28	3296-39	Nut-Lock	1
29	87-5100	Washer-Snubbing	4
30	3256-24	Washer-Flat	5
31	43-0090	Screw-HH	14
32	42-9600	Washer-Lock	14
33	323-10	Screw-HH LH	1
34	3256-23	Washer-Flat	10
35	33114-016	Screw-HH	2
36	83-1050	Washer-Mount, Engine	4
37	83-1030	Mount-Engine	4
38	322-6	Screw-HH	8
39	98-4539	Bracket-Engine LH Front	1
40	98-4543	Bracket-Engine Mount RH	1
41	98-4530	Support-Fan, Engine	1
42	98-4575	Bracket-Fan Idler	1
43	3253-4	Washer-Lock	6
44	98-9312	Belt-V	1
45	323-8	Screw-HH	1
46	63-8140	Pulley-Idler	1

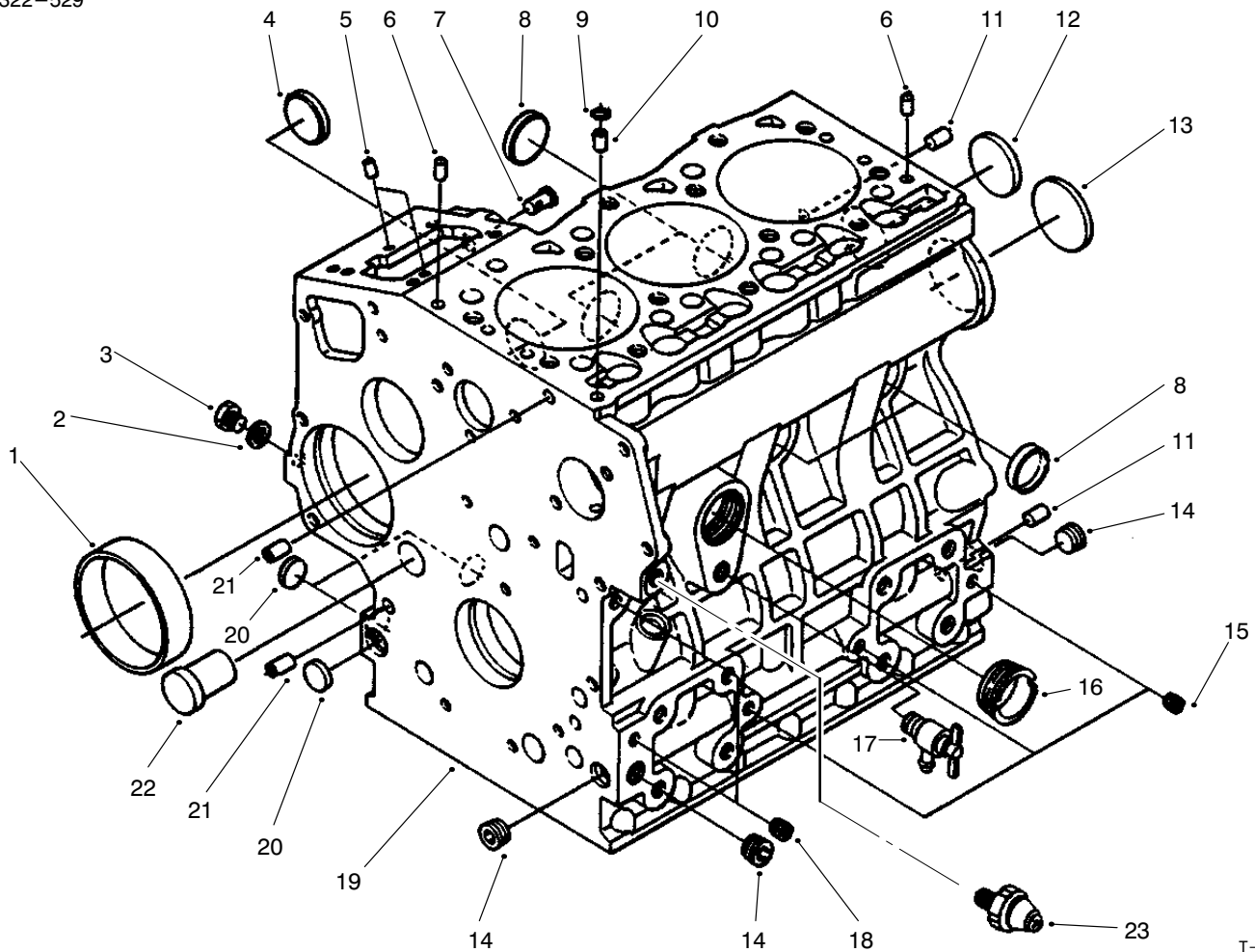


T-2901-1

ENGINE INSTALLATION ASSEMBLY (Continued)

Ref. No.	Part No.	Description	No. Used
47	98-9749	Bracket-Mount, Throttle	1
48	98-9740	Bracket-Support, Fan	1
49	322-2	Screw-HH	4
50	3253-21	Washer-Lock	1
51	3-6657	Clamp-Cable	1
52	3255-8	Washer-Lock	1
53	322-4	Screw-HH	9
54	98-4547	Plate-Mount, Fan	1
55	3234-29	Screw-HHF	6
56	3296-59	Nut-Lock	1
57	98-9741	Bracket-Mount, Fan	1

Ref. No.	Part No.	Description	No. Used
58	98-4513	Bracket-Eng. Left Rear	2
59	93-0095	Bracket-Eng. Front	2
60	3213-2	Screw-HH	8
61	3253-7	Washer-Lock	8
62	3256-40	Washer-Flat	4
63	98-4561	Shield-Alternator	1
64	32144-14	Screw-HH	2
65	98-4510	Hose-Air Cleaner	1
66	98-4594	Clamp-Retainer	1
67	32128-36	Nut-HFH	3

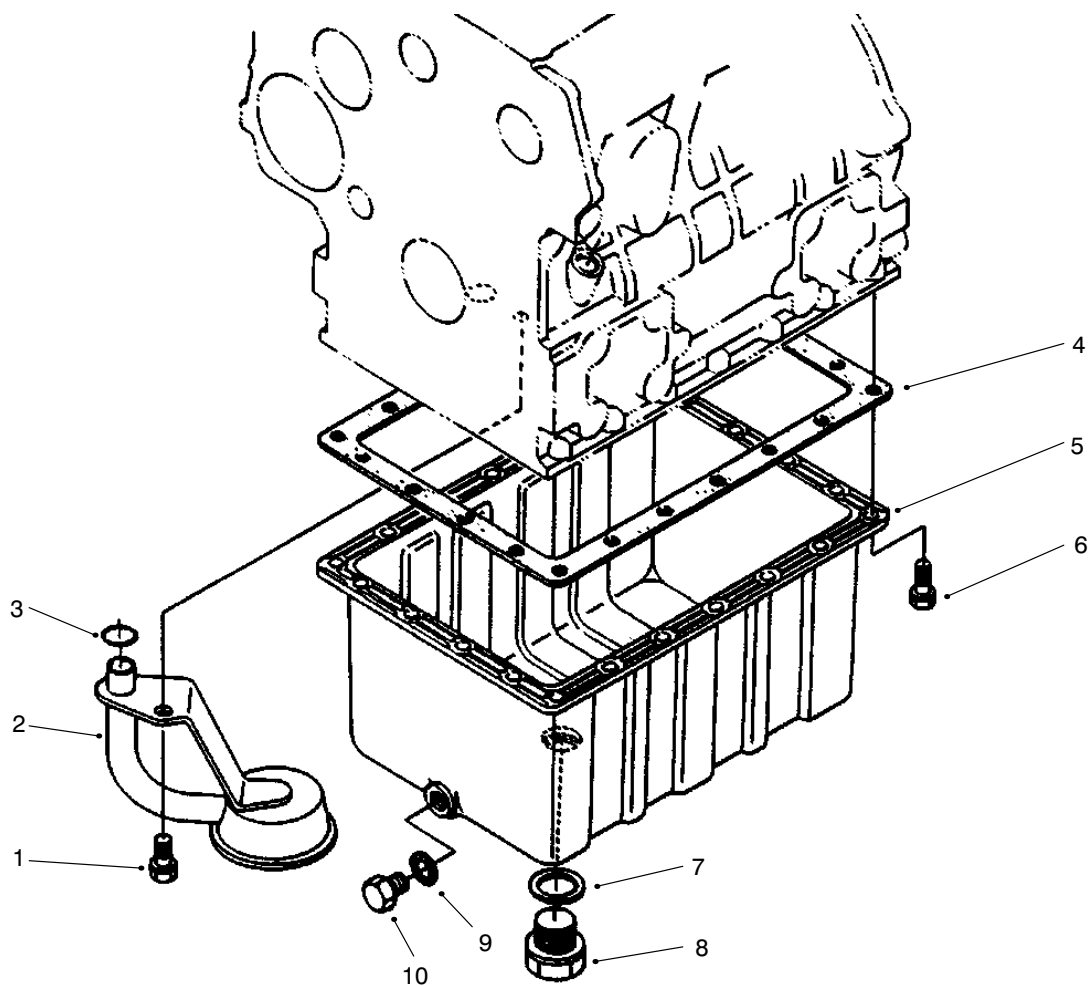


T-2906

CRANKCASE ASSEMBLY

Ref. No.	Part No.	Description	No. Used
1	98-9656	Bushing-Governor, Gear	1
2	98-7428	Gasket	1
3	98-7507	Plug	1
4	98-9599	Plug	1
5	98-9375	Pin-Straight	2
6	98-9376	Pin-Straight	2
7	98-9630	Pin-Start Spring	1
8	98-9398	Cap-Sealing	4
9	98-9539	Pin-Pipe	1
10	98-7509	O-Ring	1
11	98-9377	Pin-Straight	2
12	98-7539	Cap-Sealing	1
13	98-9668	Plug	1

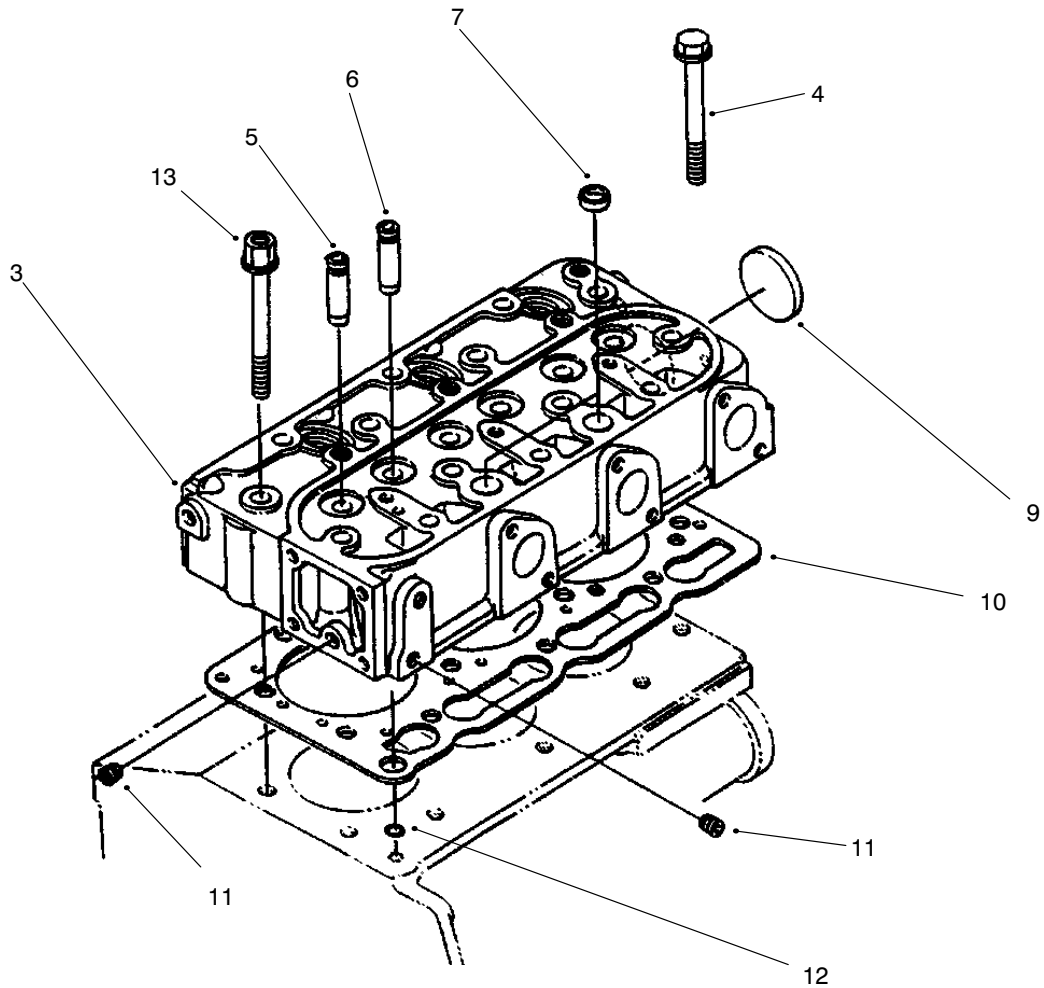
Ref. No.	Part No.	Description	No. Used
14	98-9597	Plug	3
15	98-7540	Plug	3
16	98-9667	Plug	1
17	98-9436	Asm-Cock, Drain	1
18	98-7487	Plug	2
19	98-9604	Asm-Crankcase (Incl. Ref. #1-8, 10-16. 18 & 20-22)	1
20	98-9379	Plug	3
21	98-9387	Pin-Pipe	2
22	98-9675	Plug	1
23	98-9416	Switch	1



T-2907

OIL PAN ASSEMBLY

Ref. No.	Part No.	Description	No. Used	Ref. No.	Part No.	Description	No. Used
1	98-9358	Bolt	1	6	98-9350	Bolt	22
2	98-9538	Filter-Oil	1	7	98-9399	Gasket	1
3	98-7527	O-Ring	1	8	98-7523	Plug-Drain	1
4	98-9646	Gasket-Oil Pan	1	9	98-7524	Gasket	1
5	98-9685	Oil Pan	1	10	98-9386	Plug	1

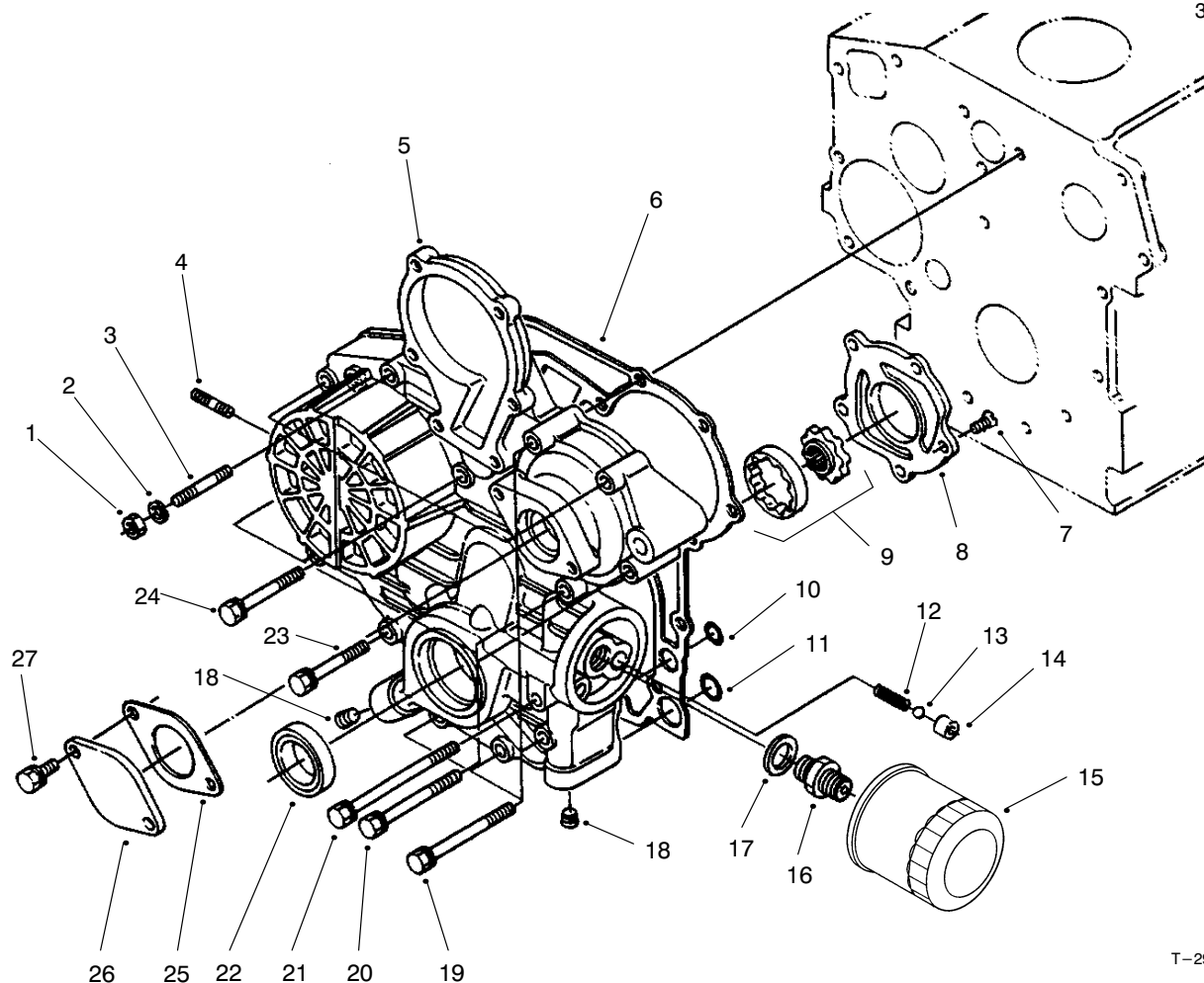


T-2908-1

CYLINDER HEAD ASSEMBLY

Ref. No.	Part No.	Description	No. Used
3	98-9460	Asm-Cylinder Head (Incl. Ref. #5-7, 9 & 11)	1
4	98-9479	Bolt-Cylinder Head	12
5	98-9499	Guide-Inlet Valve	3
6	98-9500	Guide-Exhaust Valve	3
7	98-9389	Cap-Sealing	2

Ref. No.	Part No.	Description	No. Used
9	98-9395	Cap-Sealing	1
10	98-9613	Gasket-Cylinder Head	1
11	98-7540	Plug	2
12	98-7509	O-Ring	1
13	98-9647	Bolt-Cylinder Head	2

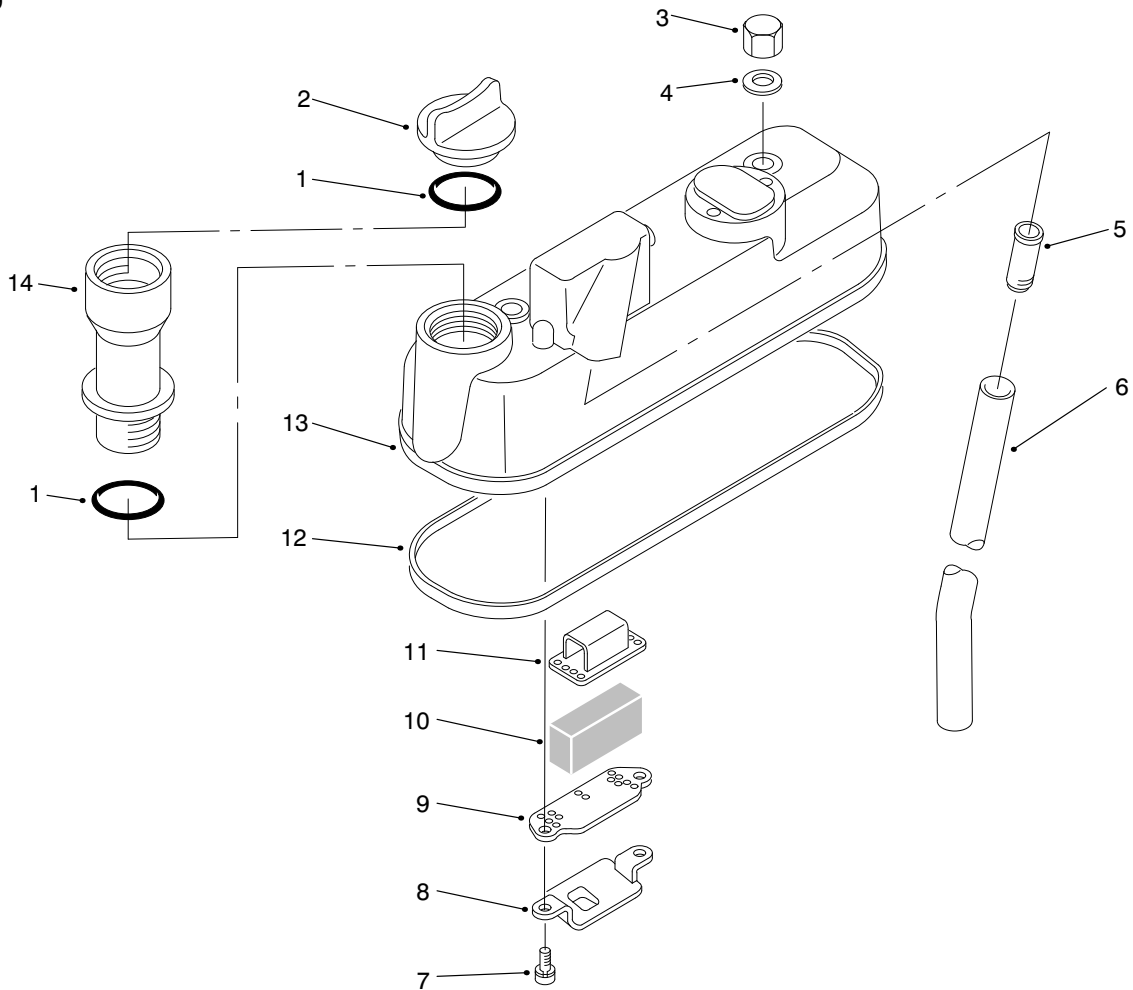


T-2909

GEAR CASE & OIL FILTER ASSEMBLY

Ref. No.	Part No.	Description	No. Used
1	98-7572	Nut	1
2	98-9367	Washer-Lock	1
3	98-9363	Stud	1
4	98-9362	Stud	2
5	98-9481	Asm-Case, Gear (Incl. Ref. #7-9, 12-14 & 16-18)	1
6	98-9633	Gasket-Gear Case	1
7	98-9592	Screw	5
8	98-9541	Cover-Oil Pump	1
9	98-9540	Asm-Rotor, Oil Pump	1
10	98-9372	O-Ring	2
11	98-7547	O-Ring	2
12	98-9544	Spring	1
13	98-9380	Ball	1

Ref. No.	Part No.	Description	No. Used
14	98-9543	Seal-Valve	1
15	99-8384	Asm-Cartridge, Oil	1
16	98-9388	Joint-Pipe	1
17	98-7562	Washer-Flat	1
18	98-9598	Plug	2
19	98-9356	Bolt	2
20	98-9355	Bolt	6
21	98-9586	Bolt	1
22	98-9482	Seal-Oil	1
23	98-9437	Bolt	1
24	98-7496	Bolt	3
25	98-9684	Gasket-Gear Case	1
26	98-9641	Cover	1
27	98-7692	Bolt	2

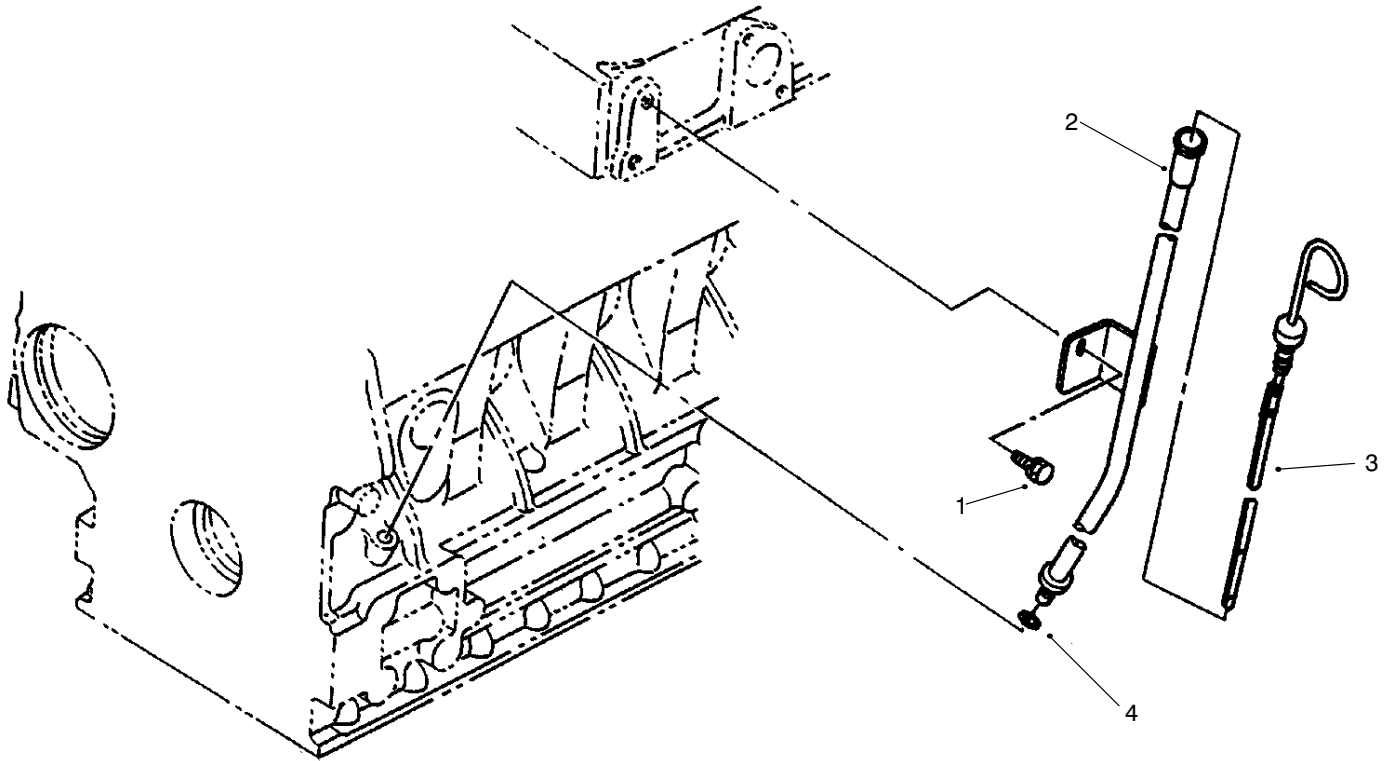


T-2910-1

HEAD COVER ASSEMBLY

Ref. No.	Part No.	Description	No. Used
1	98-7430	O-Ring	2
2	98-9449	Plug-Oil Filler	1
3	98-9455	Nut-Cap	3
4	98-9454	Gasket	3
5	98-9492	Joint-Breather Pipe	1
6	98-9491	Pipe-Breather	1
7	98-9364	Screw w/washer	2
8	98-9490	Oil Shield-Breather	1

Ref. No.	Part No.	Description	No. Used
9	98-9488	Plate-Breather Element	1
10	98-9493	Element-Breather	1
11	98-9489	Plate-Breather Element	1
12	98-9615	Gasket-Head Cover	1
13	98-9614	Asm-Cover, Cylinder Head (Incl. Ref. #5 & 7-12)	1
14	99-8349	Extension-Fill, Oil	1



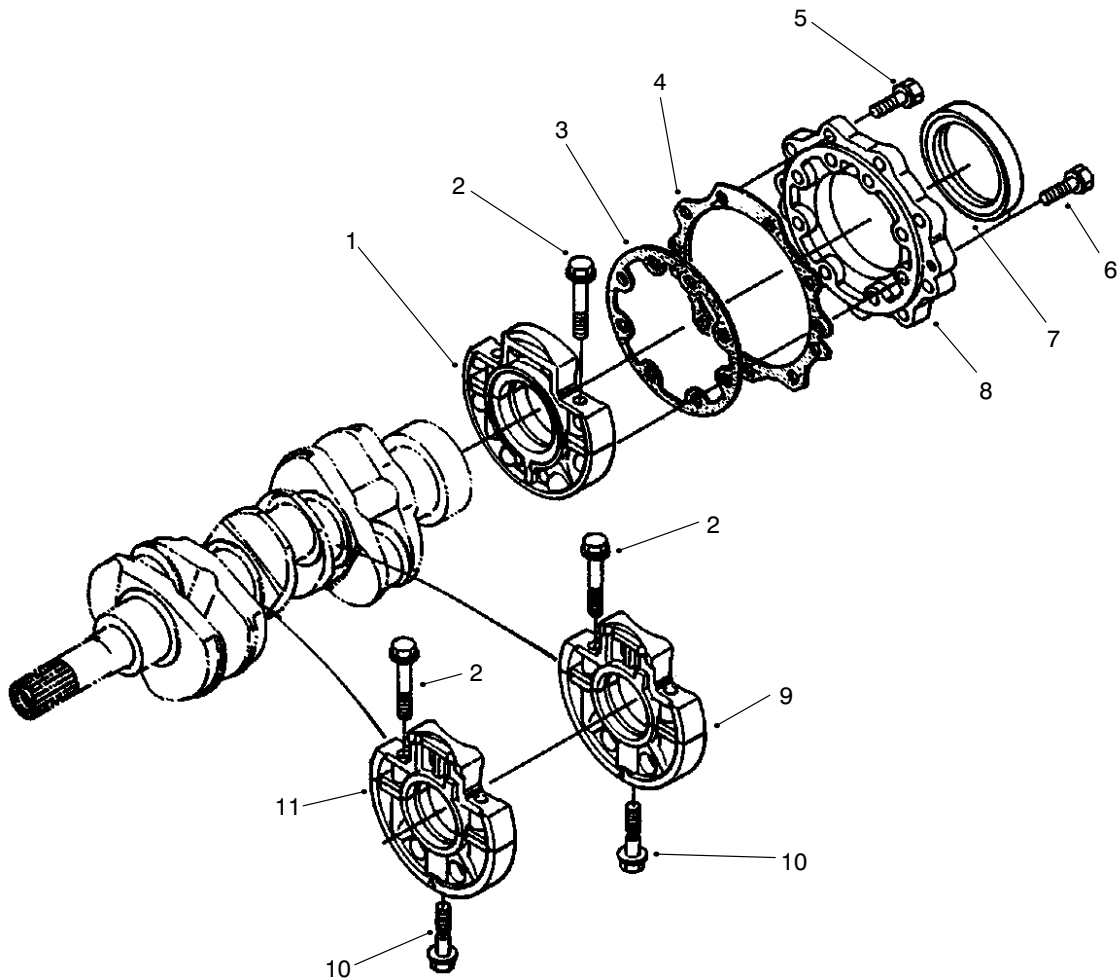
T-2911

DIPSTICK & GUIDE ASSEMBLY

Ref. No.	Part No.	Description	No. Used
1	98-7585	Bolt	1
2	98-9671	Guide-Oil Gauge	1
3	98-9670	Gauge-Oil	1

Ref. No.	Part No.	Description	No. Used
4	98-9374	O-Ring	1
*	98-9672	Asm-Guide, Oil Gauge (Incl. Ref. #1, 2 & 4)	1

*Not Illustrated

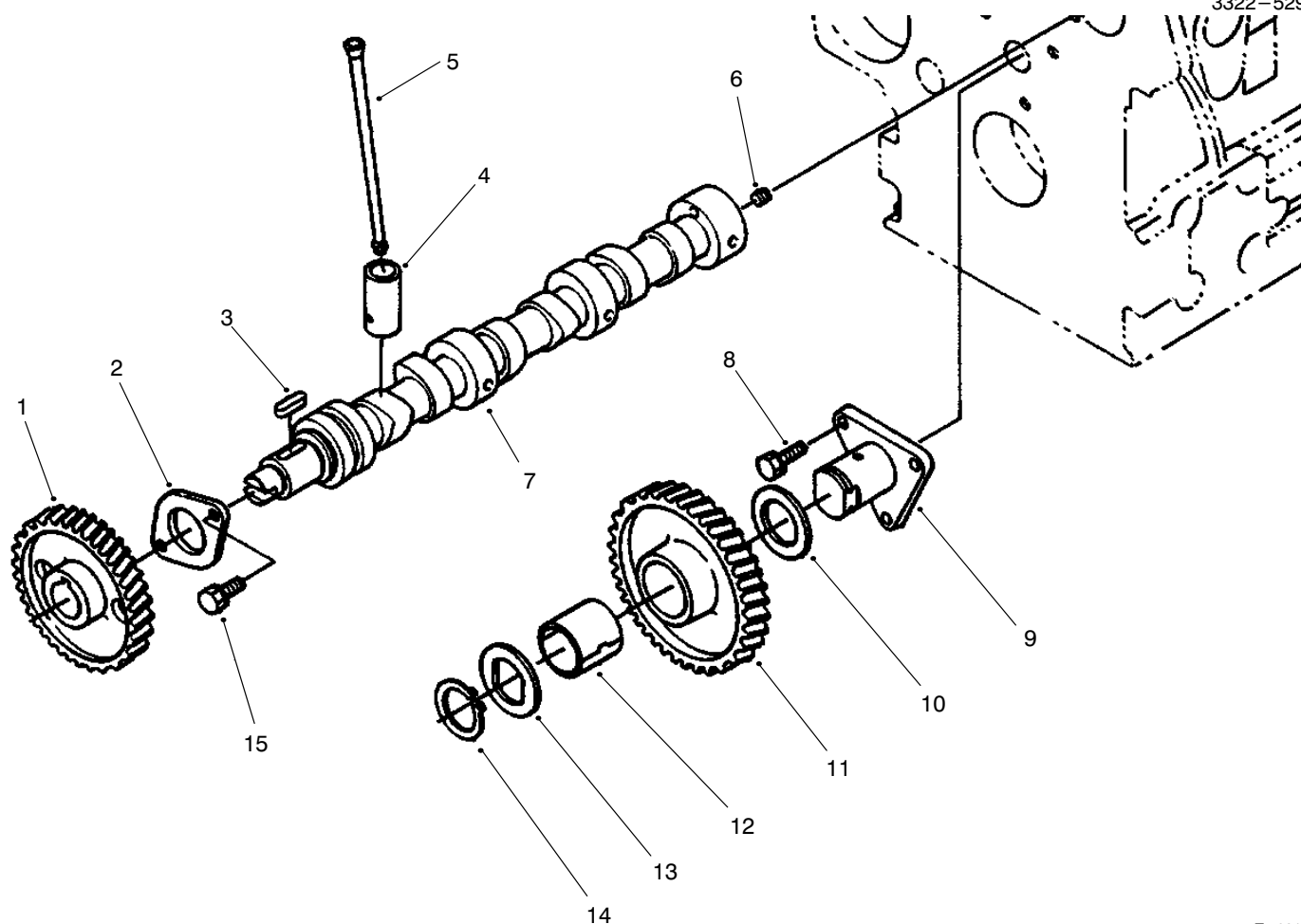


T-2912

MAIN BEARING CASE ASSEMBLY

Ref. No.	Part No.	Description	No. Used
1	99-8345	Asm-Case, Main Bearing	1
2	98-9484	Bolt-Bearing Case	6
3	98-9634	Gasket-Bearing Case	1
4	98-9635	Gasket-Bearing Case Cover	1
5	98-7568	Bolt	9
6	98-9352	Bolt	8

Ref. No.	Part No.	Description	No. Used
7	98-9483	Seal-Oil	1
8	98-9487	Cover-Bearing Case	1
9	98-9607	Asm-Case, Main Bearing	1
10	98-9485	Bolt-Bearing Case	2
11	98-9606	Asm-Case, Main Bearing	1

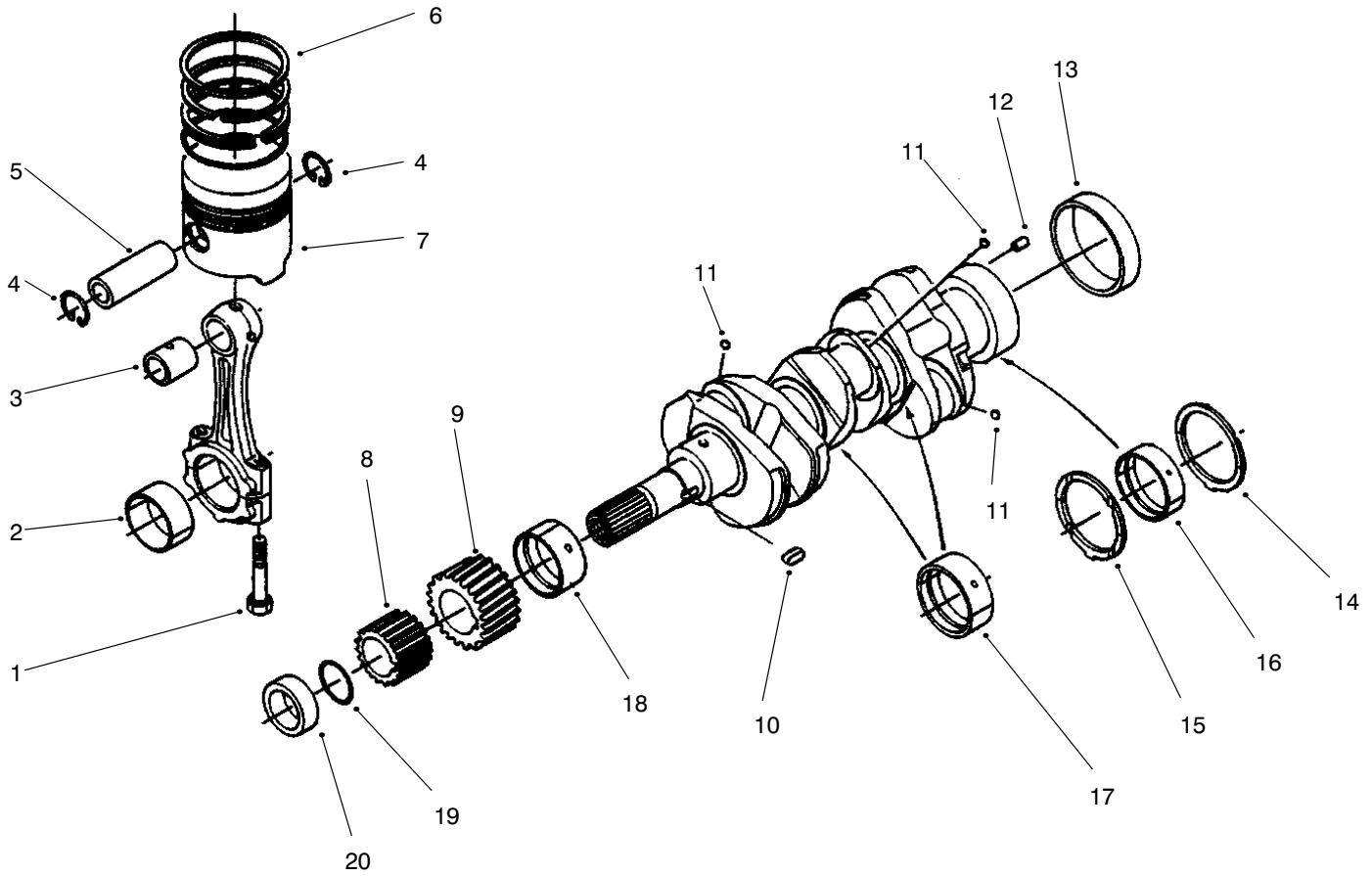


T-2913

CAMSHAFT ASSEMBLY

Ref. No.	Part No.	Description	No. Used
1	98-9512	Gear-Cam	1
2	98-9510	Stopper-Camshaft	1
3	98-9378	Key-Feather	1
4	98-9616	Tappet	6
5	98-9509	Push Rod	6
6	98-7449	Screw-Set	1
7	98-9617	Asm-Camshaft (Incl. Ref. #1-3, 6 & 15)	1
8	98-7692	Bolt	3

Ref. No.	Part No.	Description	No. Used
9	98-9533	Shaft-Gear, Idle	1
10	98-9535	Collar-Gear, Idle	1
11	98-9649	Asm-Gear, Idle (Incl. Ref. #12)	1
12	98-9650	Bushing-Gear, Idle	1
13	98-9536	Collar-Gear, Idle	1
14	98-9534	Clip-Circular, Idle Gear	1
15	98-9351	Bolt	2



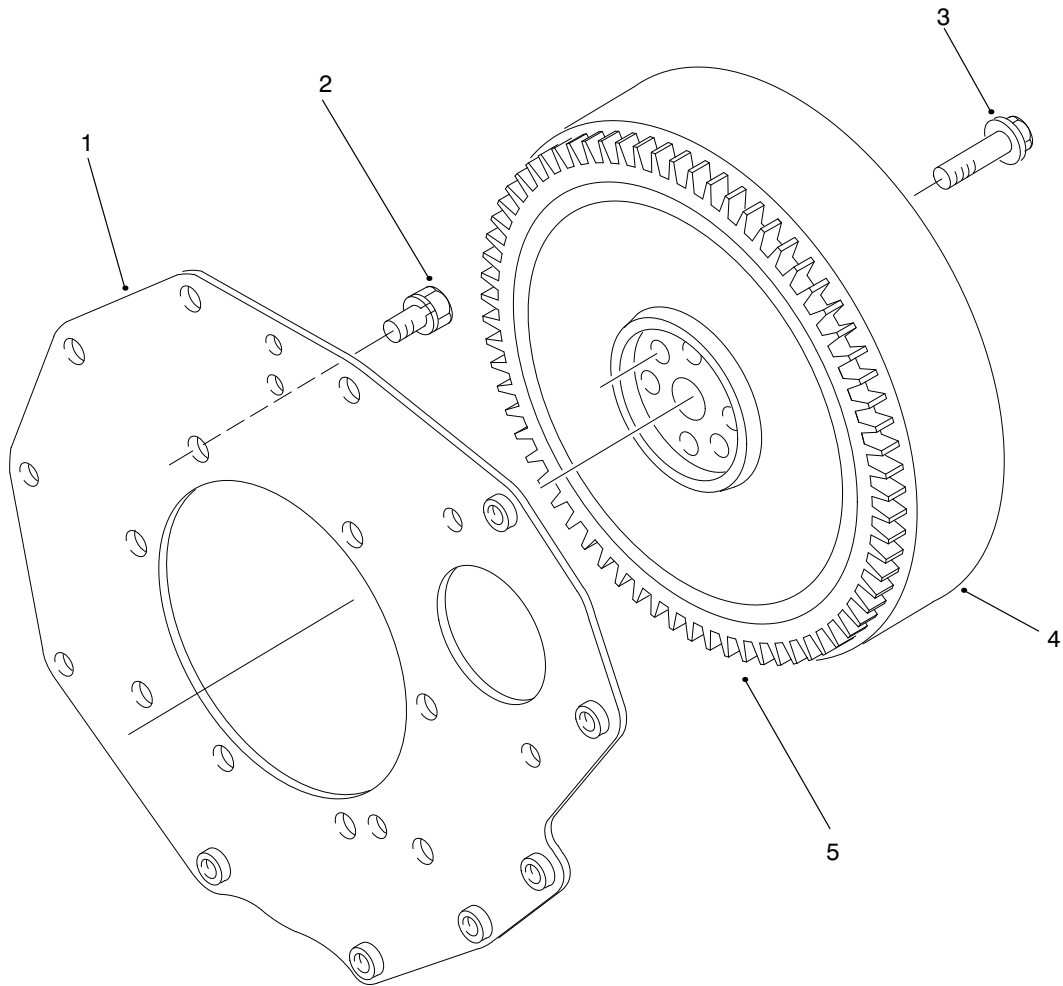
T-2914

PISTON & CRANKSHAFT ASSEMBLY

Ref. No.	Part No.	Description	No. Used
1	98-9517	Bolt-Connecting Rod	6
2	98-9518	Metal-Crankpin (Std.)	3
2	98-9519	Metal-Crankpin (0.2mm Undersize)	3
2	98-9520	Metal-Crankpin (0.4mm Undersize)	3
3	98-9515	Bushing-Piston Pin	3
4	98-9514	Clip-Circular, Piston Pin	6
5	98-9513	Pin-Piston	3
6	98-9618	Asm-Piston Ring (Std.)	3
6	98-9619	Asm-Piston Ring (0.5mm Oversize)	3
7	98-9469	Piston (Std.)	3
7	98-9470	Piston (0.5mm Oversize)	3
8	98-9542	Gear-Oil Pump Drive	1
9	98-9532	Gear-Crankshaft	1
10	98-9666	Key	1
11	98-7473	Ball	3
12	98-9375	Pin-Straight	1
13	98-9522	Sleeve-Crankshaft	1
14	98-9413	Metal-Side (Std.)	2
14	98-9414	Metal-Side (0.2mm Oversize)	2
14	98-9415	Metal-Side (0.4mm Oversize)	2
15	98-9688	Metal-Side (Std.)	2

Ref. No.	Part No.	Description	No. Used
15	98-9689	Metal-Side (0.2mm Oversize)	2
15	98-9690	Metal-Side (0.4mm Oversize)	2
16	98-9525	Metal-Crankshaft (Std.)	1
16	98-9526	Metal-Crankshaft (0.2mm Undersize)	1
16	98-9527	Metal-Crankshaft (0.4mm Undersize)	1
17	98-9524	Metal-Crankshaft (Std. Set)	2
17	98-9530	Metal-Crankshaft (0.2mm Undersize Set)	2
17	98-9531	Metal-Crankshaft (0.4mm Undersize Set)	2
18	98-9523	Metal-Crankshaft (Std.)	1
18	98-9528	Metal-Crankshaft (0.2mm Undersize)	1
18	98-9529	Metal-Crankshaft (0.4mm Undersize)	1
19	98-9373	O-Ring	1
20	98-9521	Collar-Crankshaft	1
*	98-9516	Asm-Rod, Connecting (Incl. Ref. #1-3)	3
*	98-9642	Asm-Crankshaft (Incl. Ref. #8-13)	1

*Not Illustrated



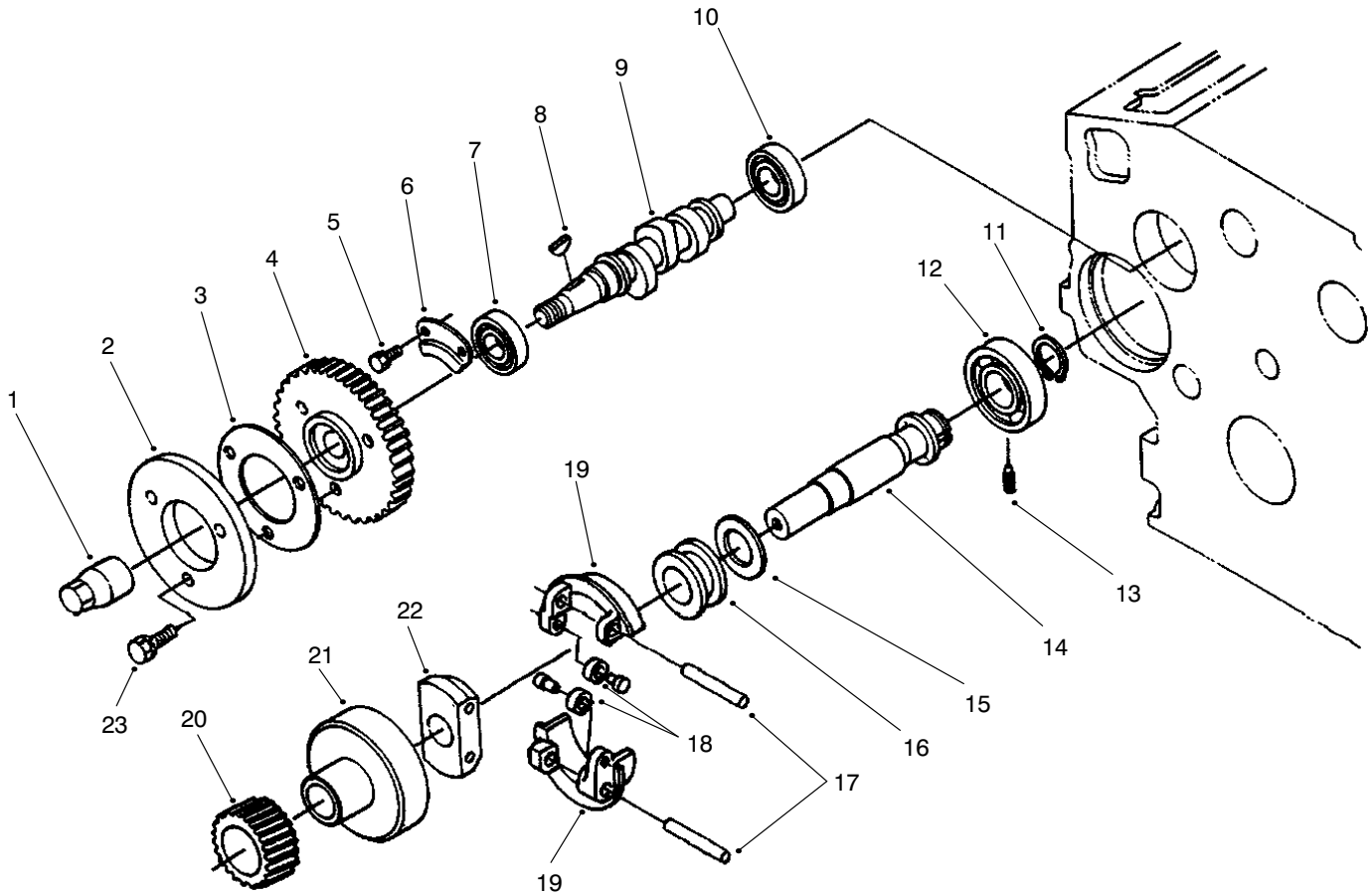
T-2915

FLYWHEEL ASSEMBLY

Ref. No.	Part No.	Description	No. Used
1	98-9486	Plate-End, Rear	1
2	98-9392	Bolt	8
3	98-9537	Bolt-Flywheel	6

Ref. No.	Part No.	Description	No. Used
4	98-9691	Asm-Flywheel (Incl. Ref. #5)	1
5	98-9394	Gear-Ring	1

*Not Illustrated

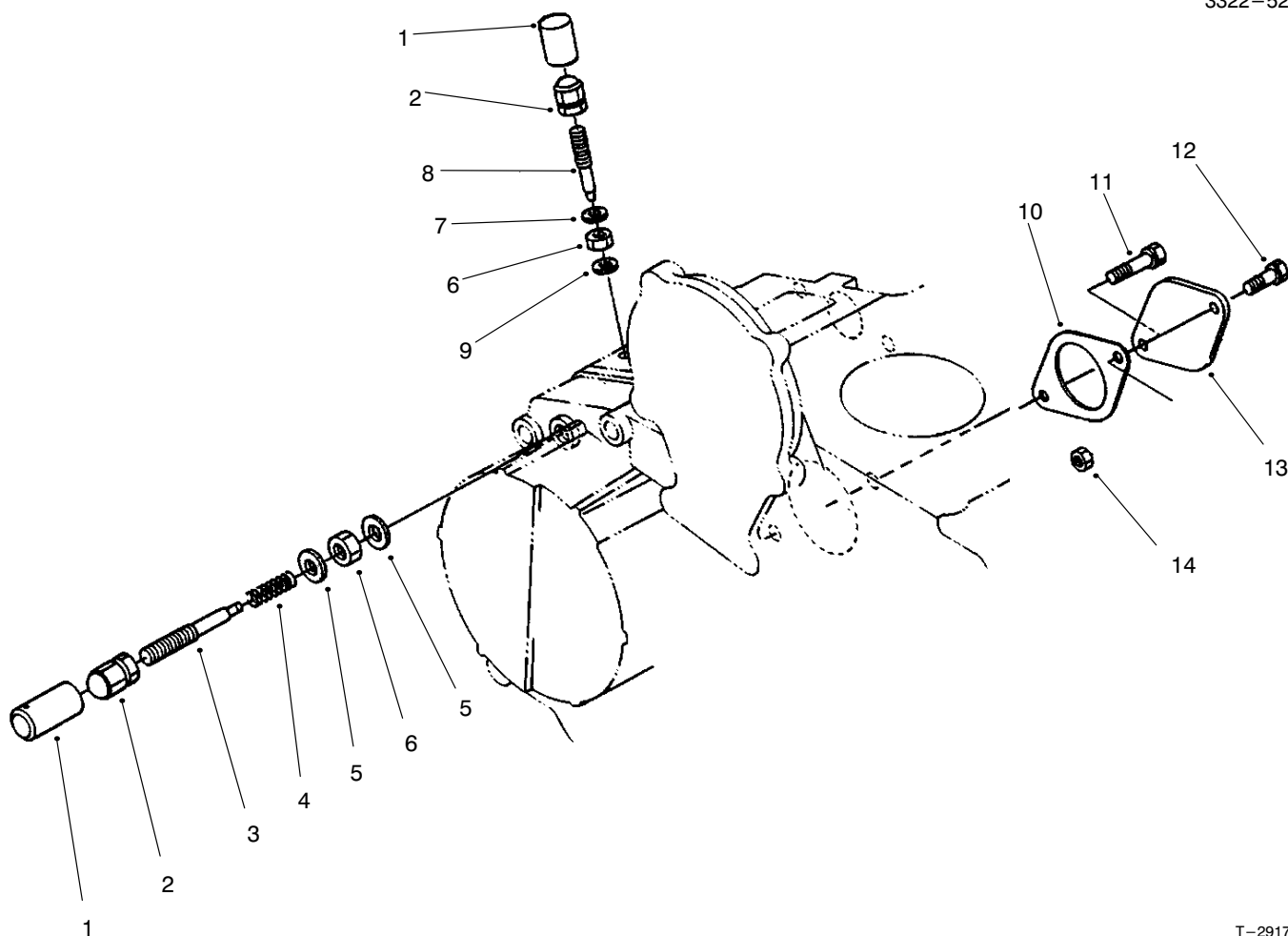


T-2916

FUEL CAMSHAFT ASSEMBLY

Ref. No.	Part No.	Description	No. Used
1	98-9590	Nut-Cap	1
2	98-9547	Cam-Fuel	1
3	98-9548	Washer	1
4	98-9669	Gear-Injection Pump	1
5	98-9350	Bolt	2
6	98-9511	Stopper-Fuel, Camshaft	1
7	98-9383	Bearing-Ball	1
8	98-9595	Key-Woodruff	1
9	98-9459	Camshaft-Fuel	1
10	98-9382	Bearing-Ball	1
11	98-9657	Clip-Circular, Gov. Shaft	1
12	98-9381	Bearing-Ball	1

Ref. No.	Part No.	Description	No. Used
13	98-9565	Screw-Set	1
14	98-9644	Asm-Shaft, Governor (Incl. Ref. #12 & 14-22)	1
15	98-9564	Washer-Thrust	1
16	98-9563	Sleeve-Governor	1
17	98-9560	Shaft-Governor Weight	2
18	98-9692	Roller	2
19	98-9559	Asm-Weight, Governor	2
20	98-9673	Gear-Governor	1
21	98-9562	Holder-Gear, Governor	1
22	98-9561	Holder-Gear, Governor	1
23	98-7605	Bolt	3

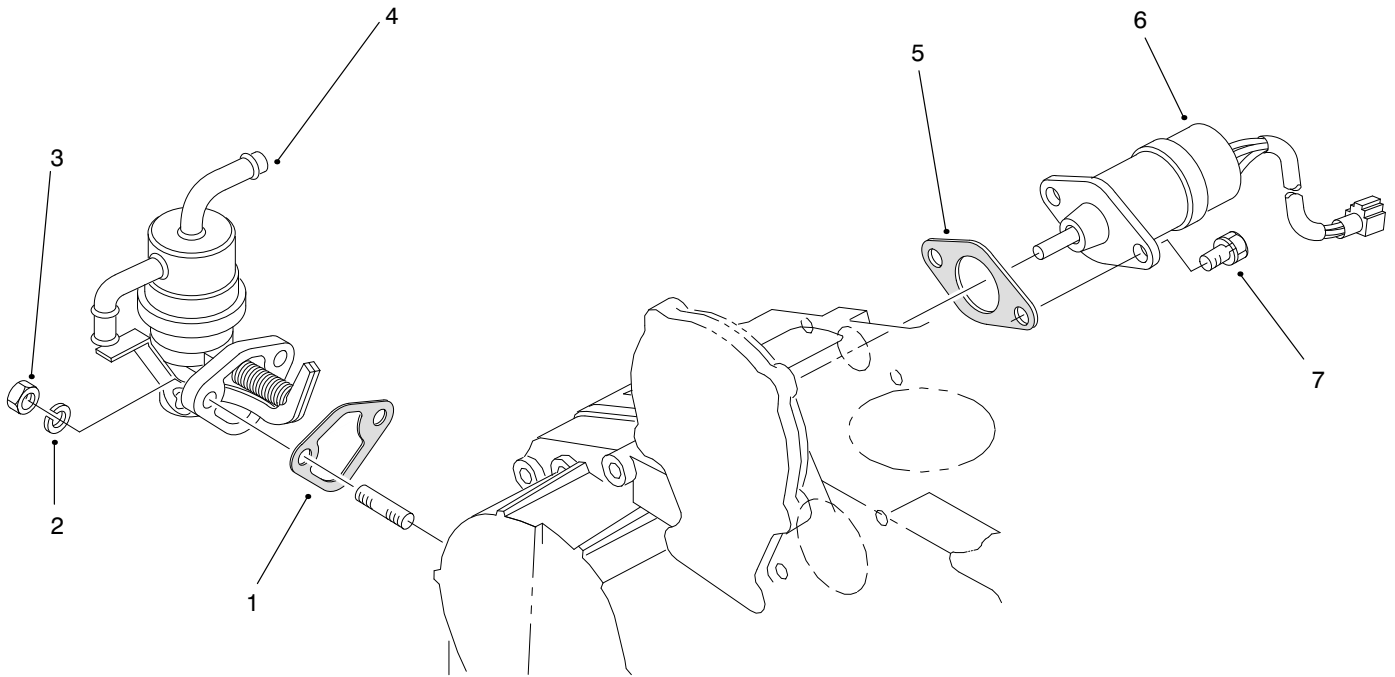


T-2917-1

ENGINE STOP LEVER ASSEMBLY

Ref. No.	Part No.	Description	No. Used	Ref. No.	Part No.	Description	No. Used
1	99-8390	Lock-Pipe, Fuel Adjust.	2	9	99-8389	Gasket, 14mm Dia.	1
2	99-8382	Nut-Cap	2	10	98-9674	Packing	1
3	98-9679	Asm-Bolt, Adjusting (Incl. Ref. #4)	1	11	98-7645	Bolt	1
4		Spring	1	12	98-9359	Bolt	1
5	98-7654	Gasket	2	13	98-9640	Cover-Pump	1
6	99-8386	Nut	2	14	98-7534	Nut	1
7	99-8388	Gasket, 10mm Dia	1	*	98-9678	Asm-Apparatus, Idle (Incl. Ref. #1-6)	1
8	98-9557	Bolt-Adjusting	1				

*Not Illustrated



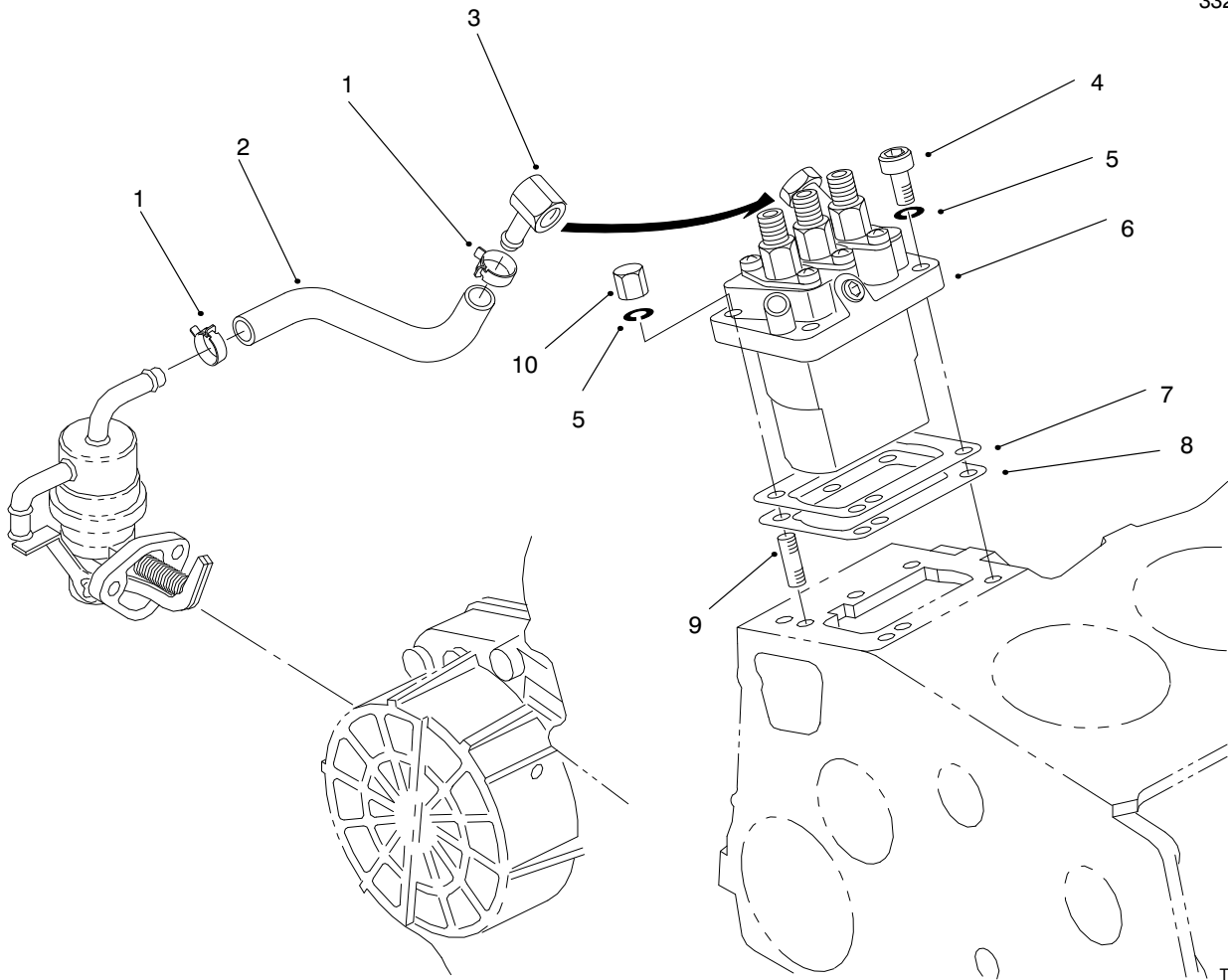
T-2918

STOP SOLENOID & FUEL PUMP ASSEMBLY

Ref. No.	Part No.	Description	No. Used
1	98-9436	Gasket-Fuel Pump	1
2	98-9367	Washer-Lock	2
3	98-7572	Nut	2
4	98-9677	Asm-Pump, Fuel	1

Ref. No.	Part No.	Description	No. Used
5	98-9683	Gasket-Solenoid Cover	1
6	98-9693	Solenoid-Stop	1
7	98-9351	Bolt	2

*Not Illustrated



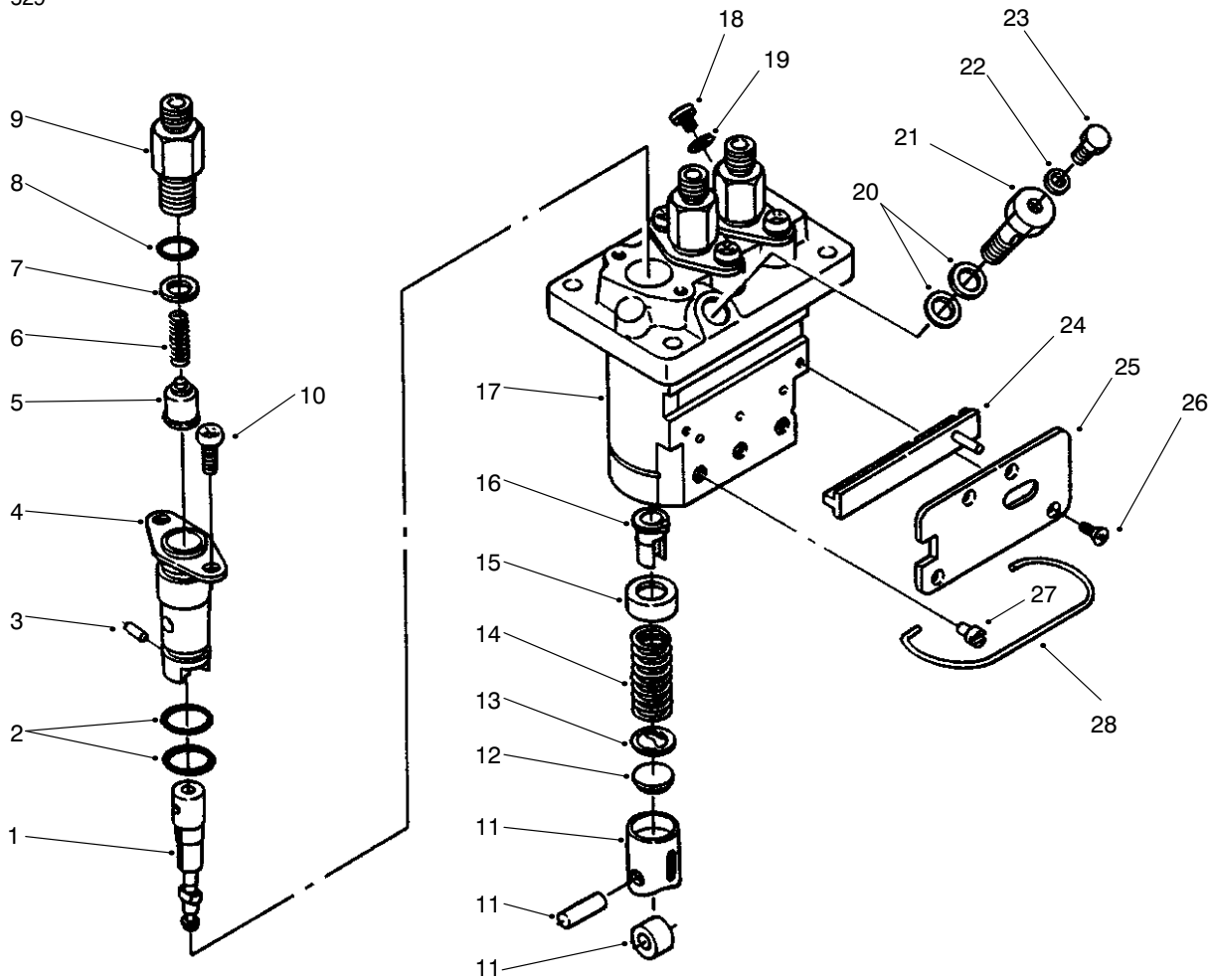
T-2919

INJECTION PUMP ASSEMBLY

Ref. No.	Part No.	Description	No. Used
1	98-9545	Band-Pipe	2
2	98-9384	Tube-Fuel	1
3	98-9596	Joint-Eye	1
4	98-9361	Bolt	2
5	98-9367	Washer-Lock	4
6	98-9643	Asm-Pump, Injection	1
7	98-9456	Shim-Injection (0.2mm)	1

Ref. No.	Part No.	Description	No. Used
7	98-9457	Shim-Injection (0.25mm)	1
8	98-9458	Shim-Injection (0.30mm)	1
9	98-9438	Stud	2
10	98-9440	Nut-Cap	2
*	98-9467	Asm-Pipe, Fuel (Incl. Ref. #1 & 2)	1

*Not Illustrated

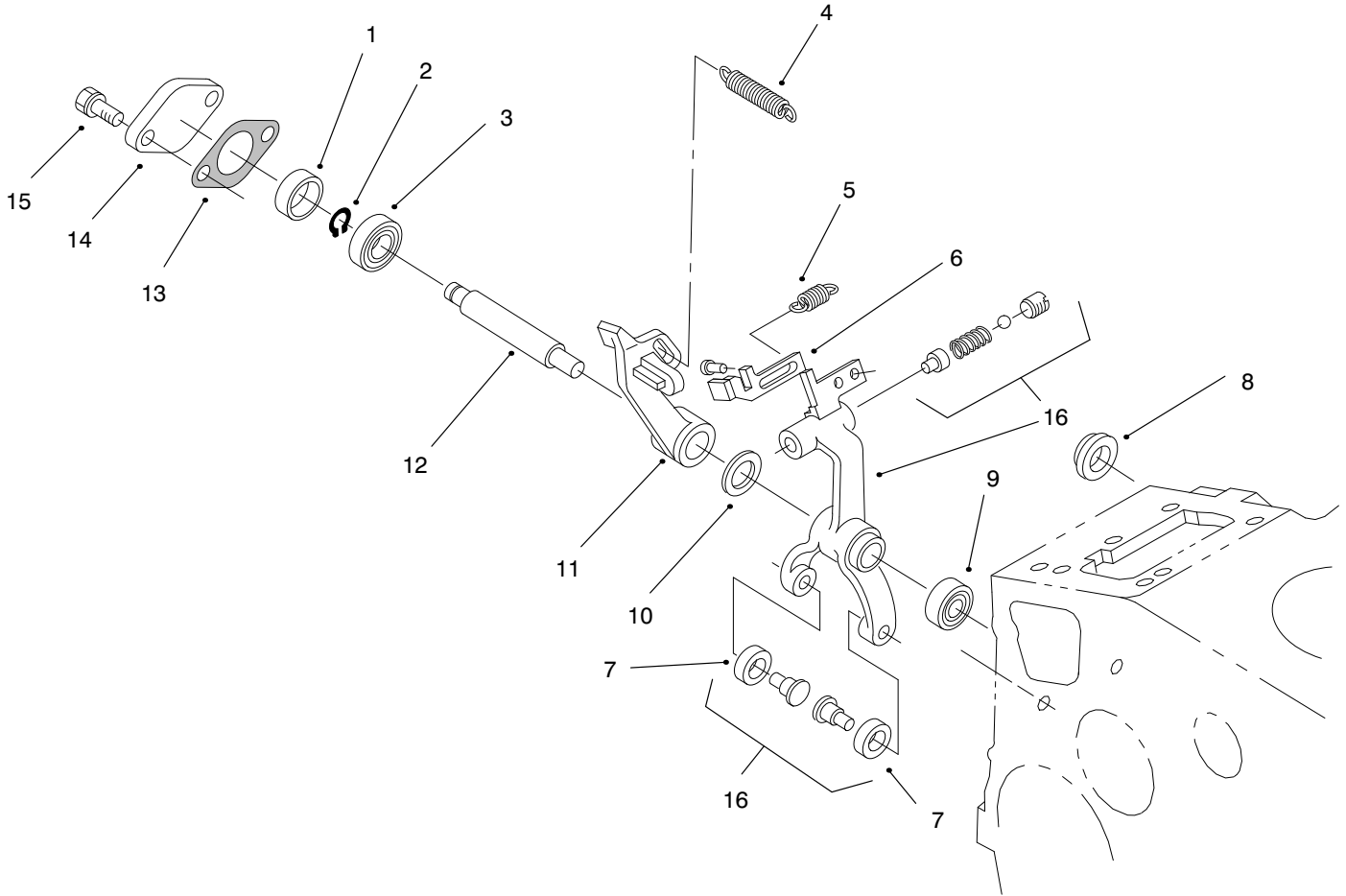


T-2920

INJECTION PUMP ASSEMBLY (Continued)

Ref. No.	Part No.	Description	No. Used
1	98-9462	Element-Pump	3
2	98-9423	O-Ring	6
3	98-9443	Pin-Joint	3
4	98-9434	Flange-Sleeve	3
5	98-9421	Valve-Delivery	3
6	98-9424	Spring-Valve, Delivery	3
7	98-9425	Gasket-Valve, Delivery	3
8	98-9447	O-Ring	3
9	98-9652	Holder-Valve, Delivery	3
10	98-9452	Screw	6
11	98-9422	Asm-Tappet	3
12	98-9433	Shim	3
13	98-9429	Seat-Spring, Lower	3
14	98-9428	Spring-Plunger	3
15	98-9427	Seat-Spring, Upper	3

Ref. No.	Part No.	Description	No. Used
16	98-9432	Sleeve-Control	3
17	98-9643	Asm-Pump, Injection (Incl. Ref. #1-16 & 18-28)	1
18	98-9466	Plug	1
19	98-9451	Gasket	1
20	98-9445	Gasket	2
21	98-9464	Bolt-Joint	1
22	98-9446	Gasket	1
23	98-9430	Screw	1
24	98-9463	Rack-Control	1
25	98-9465	Plate	1
26	98-9442	Screw-Countersunk Hd.	4
27	98-9426	Pin-Guide, Tappet	3
28	98-9450	Pin-Clamp	1



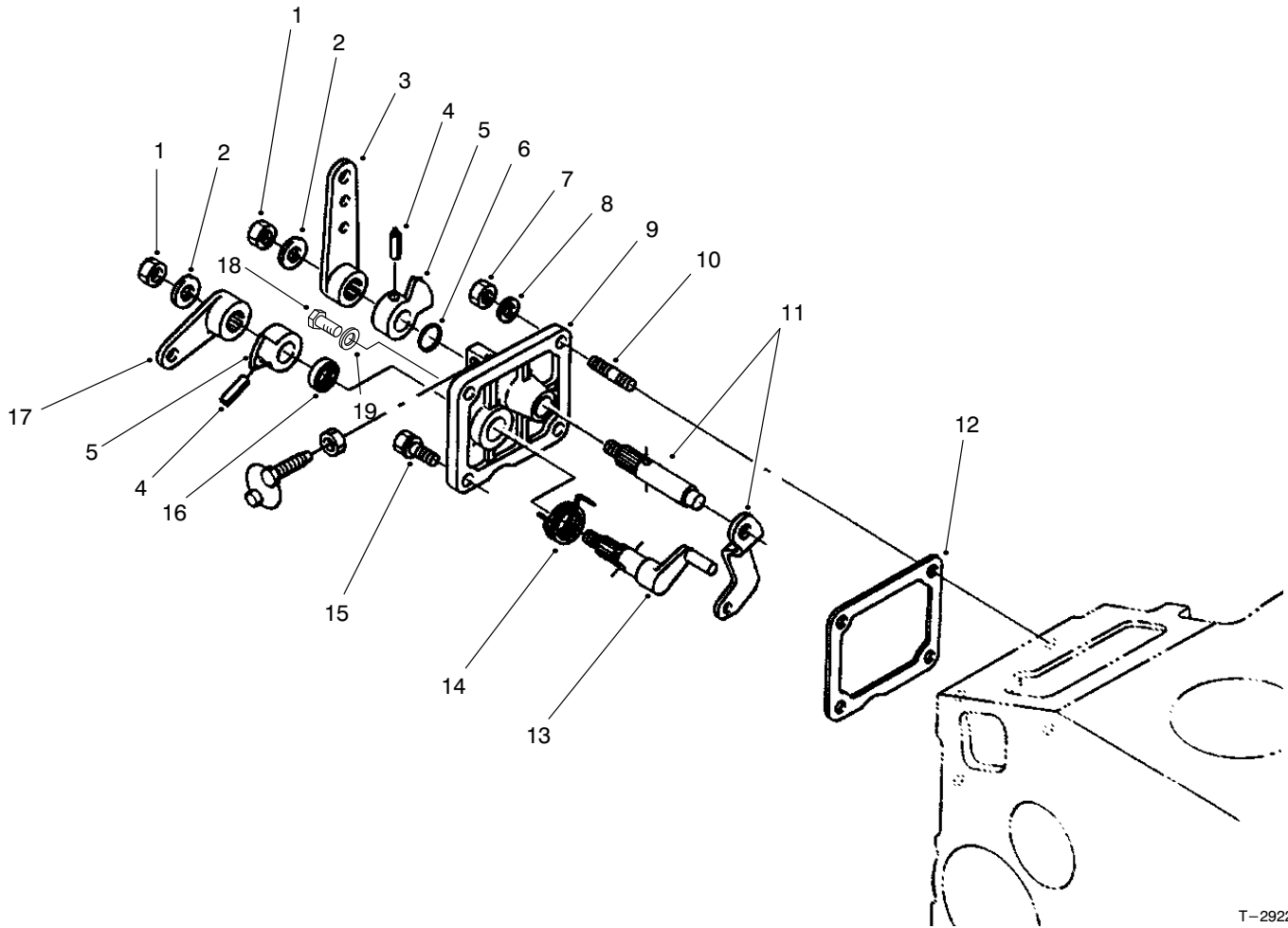
T-2921

GOVERNOR ASSEMBLY

Ref. No.	Part No.	Description	No. Used
1	98-9567	Collar	1
2	98-9369	Clip-Circular, External	1
3	98-9570	Bearing-Miniature	1
4	98-9681	Spring-Governor	1
5	98-9645	Spring-Start	1
6	98-9660	Lever-Thrust	1
7	98-9692	Roller	2
8	98-9568	Collar	1
9	98-9571	Bearing-Miniature	1
10	98-9593	Washer-Flat	1

Ref. No.	Part No.	Description	No. Used
11	98-9659	Lever-Fork	1
12	98-9566	Shaft-Lever, Fork	1
13	98-9682	Gasket	1
14	98-9569	Cover-Shaft, Fork Lever	1
15	98-9351	Bolt	2
16	99-8380	Complete Lever & Fork (Incl. Ref. #6 & 7)	1
*	98-9680	Asm-Lever, Fork (Incl. Ref. #2, 3, 10-12 & 16)	1

*Not Illustrated

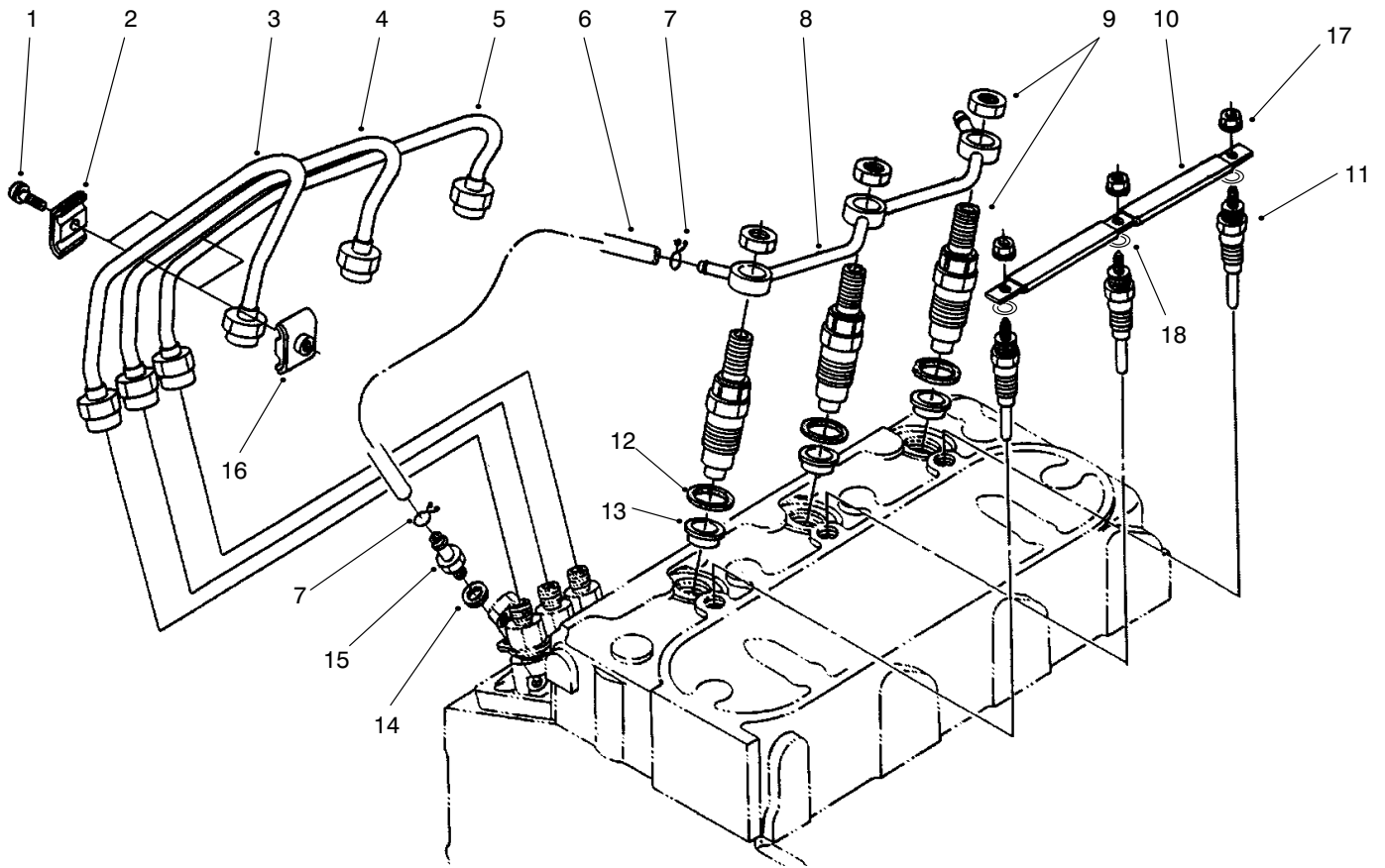


T-2922

SPEED CONTROL PLATE ASSEMBLY

Ref. No.	Part No.	Description	No. Used
1	98-9589	Nut	2
2	98-9594	Washer-Flat	2
3	98-9662	Lever-Speed Control	1
4	98-7602	Pin-Spring	2
5	98-9572	Lever-Speed Control	2
6	98-9371	O-Ring	1
7	98-7572	Nut	2
8	98-9367	Washer-Lock	2
9	98-9661	Asm-Plate, Control (Incl. Ref. #1-6, 11, 13, 14, 16, & 17)	1

Ref. No.	Part No.	Description	No. Used
10	98-9362	Stud	2
11	98-9658	Asm-Lever, Governor	1
12	98-9637	Gasket	1
13	98-9664	Shaft-Stop Lever	1
14	98-9472	Spring-Return	1
15	98-7692	Bolt	1
16	98-7601	Seal-Oil	1
17	98-9663	Lever-Engine Stop	1
18	99-8348	Bolt	1
19	98-7654	Gasket	1

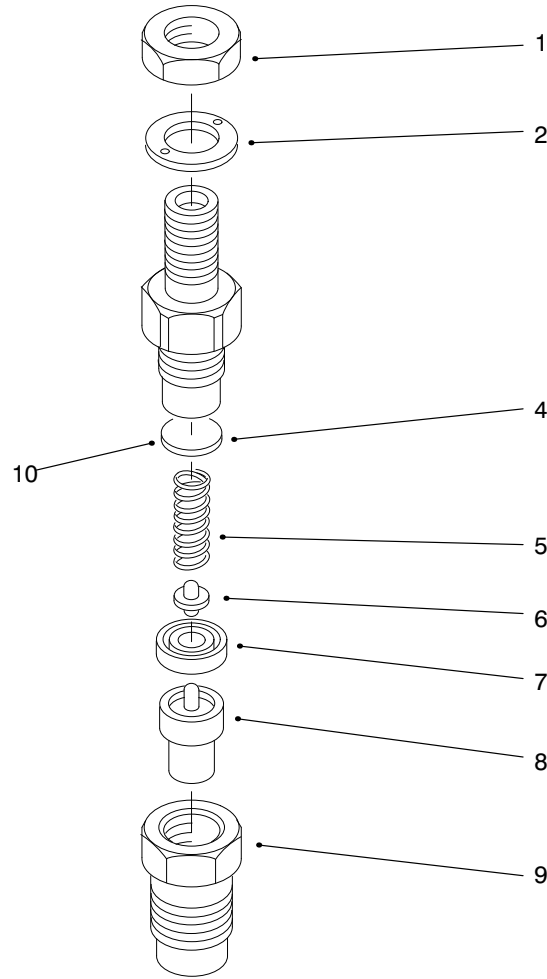


T-2923

NOZZLE HOLDER & GLOW PLUG ASSEMBLY

Ref. No.	Part No.	Description	No. Used	Ref. No.	Part No.	Description	No. Used
1	98-7684	Screw w/washer	2	10	98-9631	Cord-Glow Plug	1
2	98-7683	Clamp-Pipe	2	11	98-9695	Plug-Glow	3
3	98-9653	Pipe-Injection	1	12	98-7676	Gasket	3
4	98-9654	Pipe-Injection	1	13	98-7677	Seat-Heat	3
5	98-9655	Pipe-Injection	1	14	98-7654	Gasket	1
6	98-9420	Asm-Pipe, Overflow (Incl. Ref. #7)	1	15	98-9431	Screw-Air Bleed	1
7	98-7671	Clip-Pipe	2	16	98-7682	Clamp-Pipe	2
8	98-9620	Asm-Pipe, Overflow	1	17	99-8377	Nut-Flange	3
9	98-9468	Asm-Holder, Nozzle	3	18	99-8378	Washer-Plain	3

*Not Illustrated



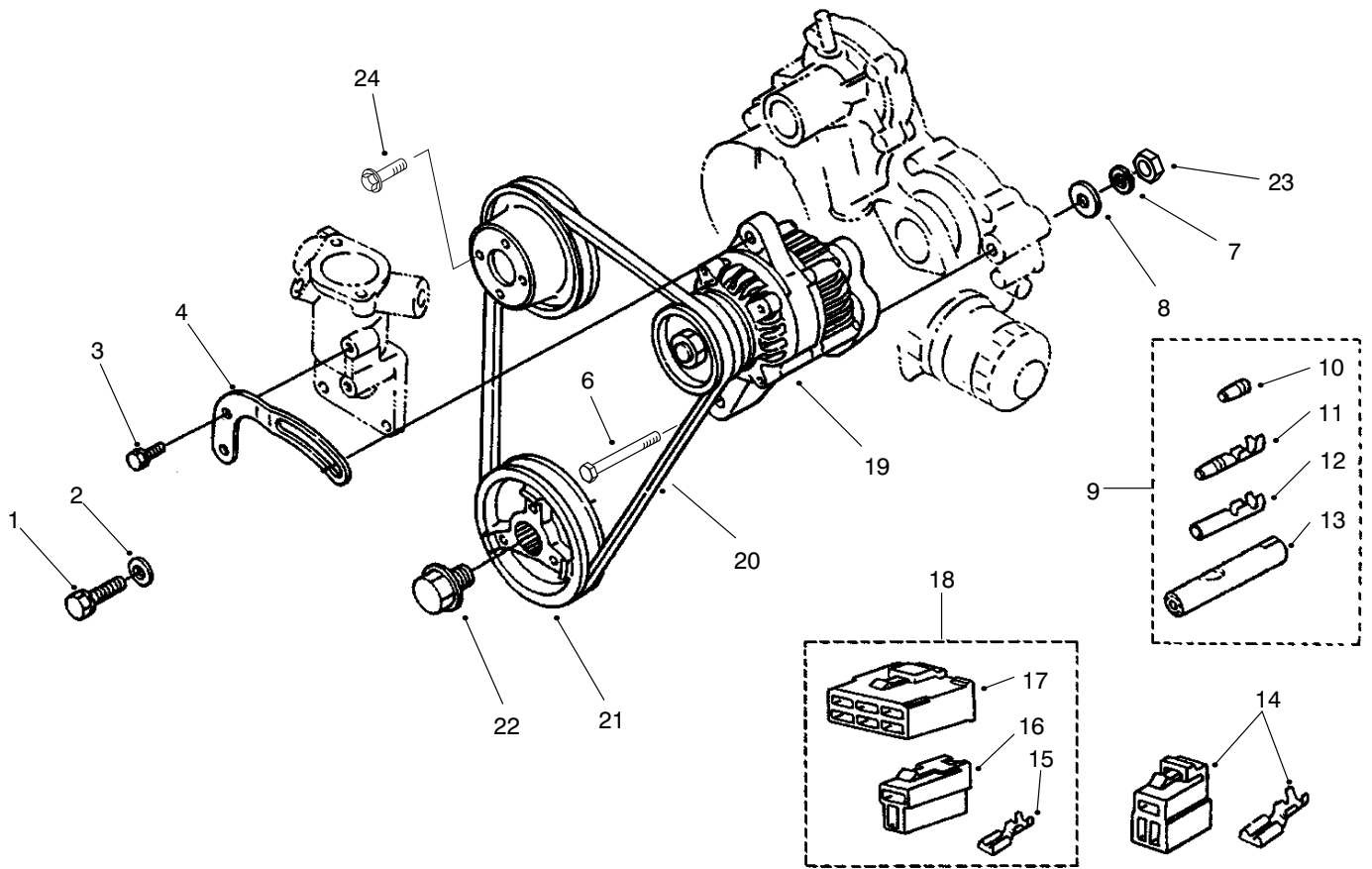
T-2924

NOZZLE HOLDER ASSEMBLY

Ref. No.	Part No.	Description	No. Used
1	99-8301	Nut	3
2	99-8307	Washer	3
4	99-8302	Washer-Adjusting	3
5	99-8303	Spring-Nozzle	3
6	99-8305	Push Rod	3
7	99-8304	Piece-Distance	3
8	99-8308	Piece-Nozzle	3
9	99-8306	Nut-Nozzle	3
10	99-8309	Asm-Washer, Adjusting	3
*	99-8310	Washer-Adj. (0.10mm)	3
*	99-8311	Washer-Adj. (0.20mm)	3

Ref. No.	Part No.	Description	No. Used
10	99-8312	Washer-Adj. (0.30mm)	3
*	99-8313	Washer-Adj. (0.40mm)	3
*	99-8314	Washer-Adj. (0.50mm)	3
*	99-8315	Washer-Adj. (0.52mm)	3
*	99-8316	Washer-Adj. (0.54mm)	3
*	99-8317	Washer-Adj. (0.56mm)	3
*	99-8318	Washer-Adj. (0.58mm)	3
*	99-8319	Washer-Adj. (0.80mm)	3
*	98-9468	Asm-Holder, Nozzle (Incl. Ref. #1-9)	3

*Not Illustrated

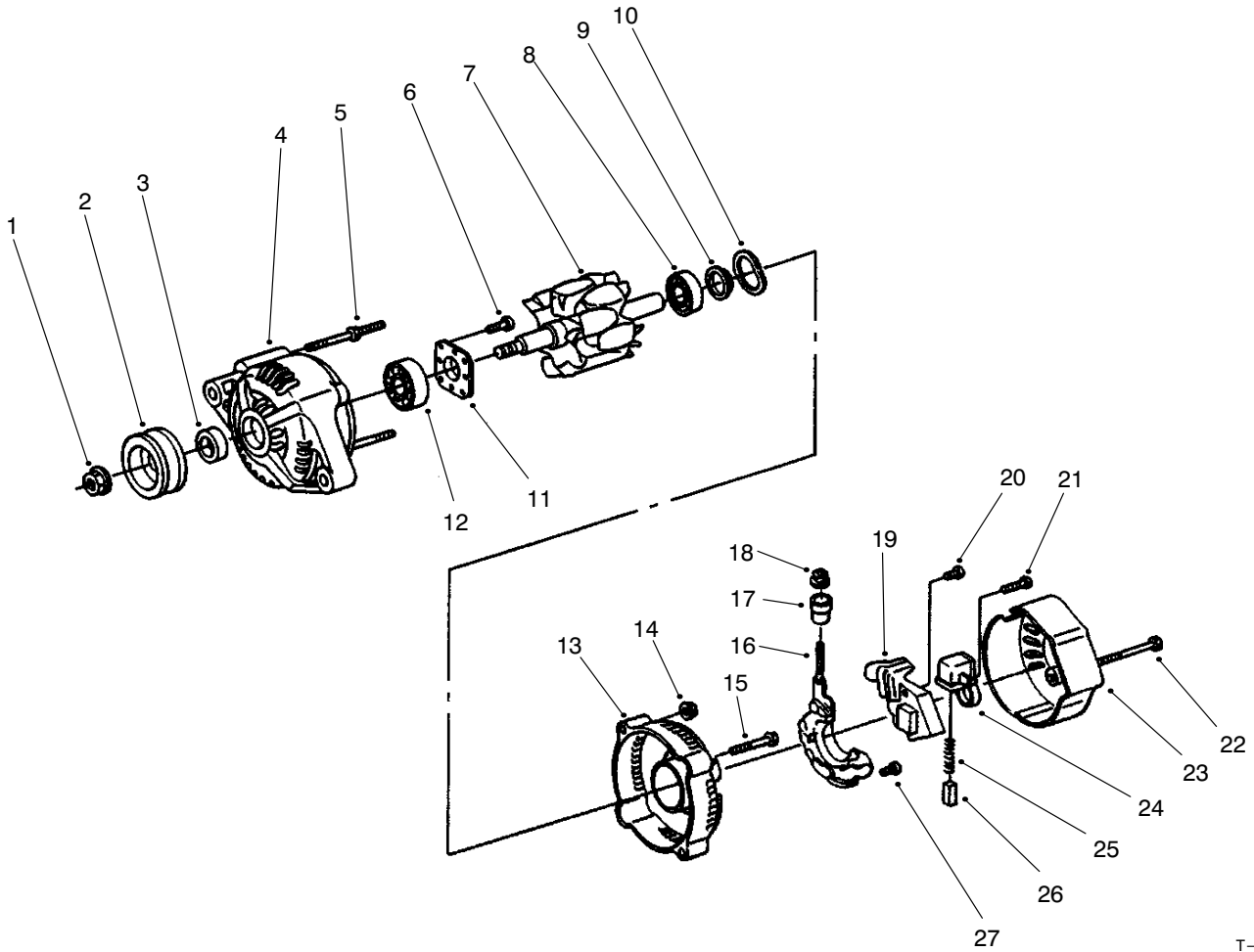


T-2926-1

ALTERNATOR & PULLEY ASSEMBLY

Ref. No.	Part No.	Description	No. Used
1	98-7697	Bolt	1
2	98-7698	Washer-Flat	1
3	98-7692	Bolt	1
4	98-9573	Stay-Dynamo	1
5	98-9584	Pulley-Fan	1
6	98-9360	Bolt	1
7	98-9368	Washer-Lock	1
8	98-9366	Washer-Flat	1
9	98-9700	Asm-Terminal (Incl. Ref. #10-13)	1
10	98-9701	Terminal	1
11	98-9702	Sleeve	1
12	98-9703	Terminal	1

Ref. No.	Part No.	Description	No. Used
13	98-9704	Sleeve	1
14	98-9602	Asm-Coupler, Lock	1
15	98-9699	Terminal	7
16	98-9698	Connector	1
17	98-9697	Connector	1
18	98-9696	Asm-Coupler (Incl. Ref. #15-17)	1
19	98-9474	Asm-Alternator	1
20	98-9676	V-Belt	1
21	98-9473	Pulley-Fan Drive	1
22	98-9585	Bolt	1
23	98-7737	Nut	1
24	99-8363	Bolt-HFH	4



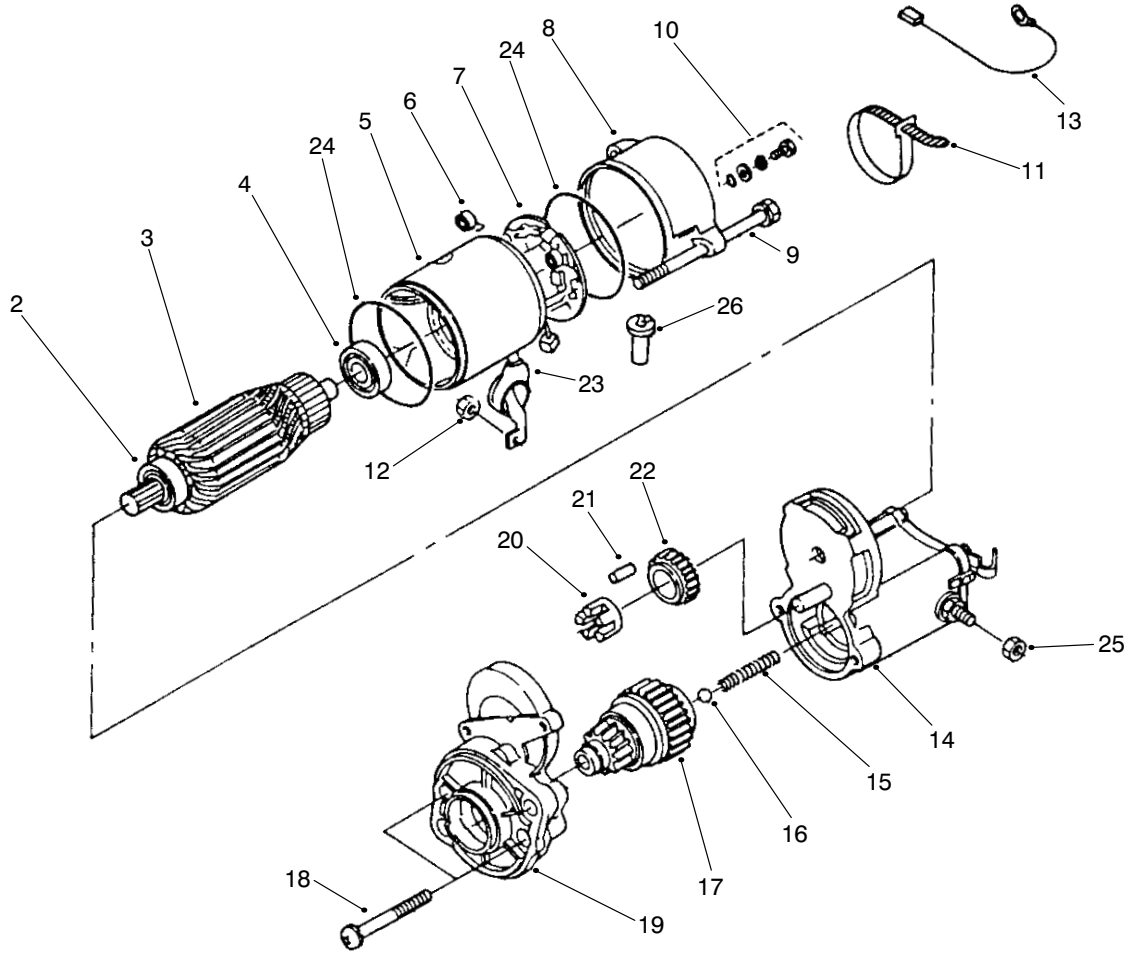
T-2927

ALTERNATOR ASSEMBLY

Ref. No.	Part No.	Description	No. Used
1	98-7708	Nut	1
2	98-9453	Pulley-Dynamo	1
3	98-7709	Collar	1
4	99-7714	Frame-Drive End	1
5	98-7717	Bolt-Through	2
6	98-7716	Screw-RH	4
7	98-7710	Rotor	1
8	98-7712	Bearing-Ball	1
9	98-7711	Cover-Bearing	1
10	98-7713	Washer-Thrust	1
11	98-7715	Plate-Retainer	1
12	98-7718	Bearing-Ball	1
13	98-7719	Frame-End	1
14	98-7730	Nut	2
15	98-7731	Bolt	2

Ref. No.	Part No.	Description	No. Used
16	98-7721	Asm-Rectifier	1
17	98-7722	Bushing-Insulation	1
18	98-7732	Nut	1
19	98-7733	Asm-Regulator	1
20	98-7726	Screw-RH	2
21	98-7728	Screw-RH	1
22	98-7729	Bolt	3
23	98-7720	Cover-End	1
24	98-7723	Holder-Brush	1
25	98-7725	Spring-Brush	2
26	98-7724	Brush	2
27	98-7727	Screw-RH	6
*	98-9474	Asm-Alternator (Incl. Ref. #1-27)	1

*Not Illustrated



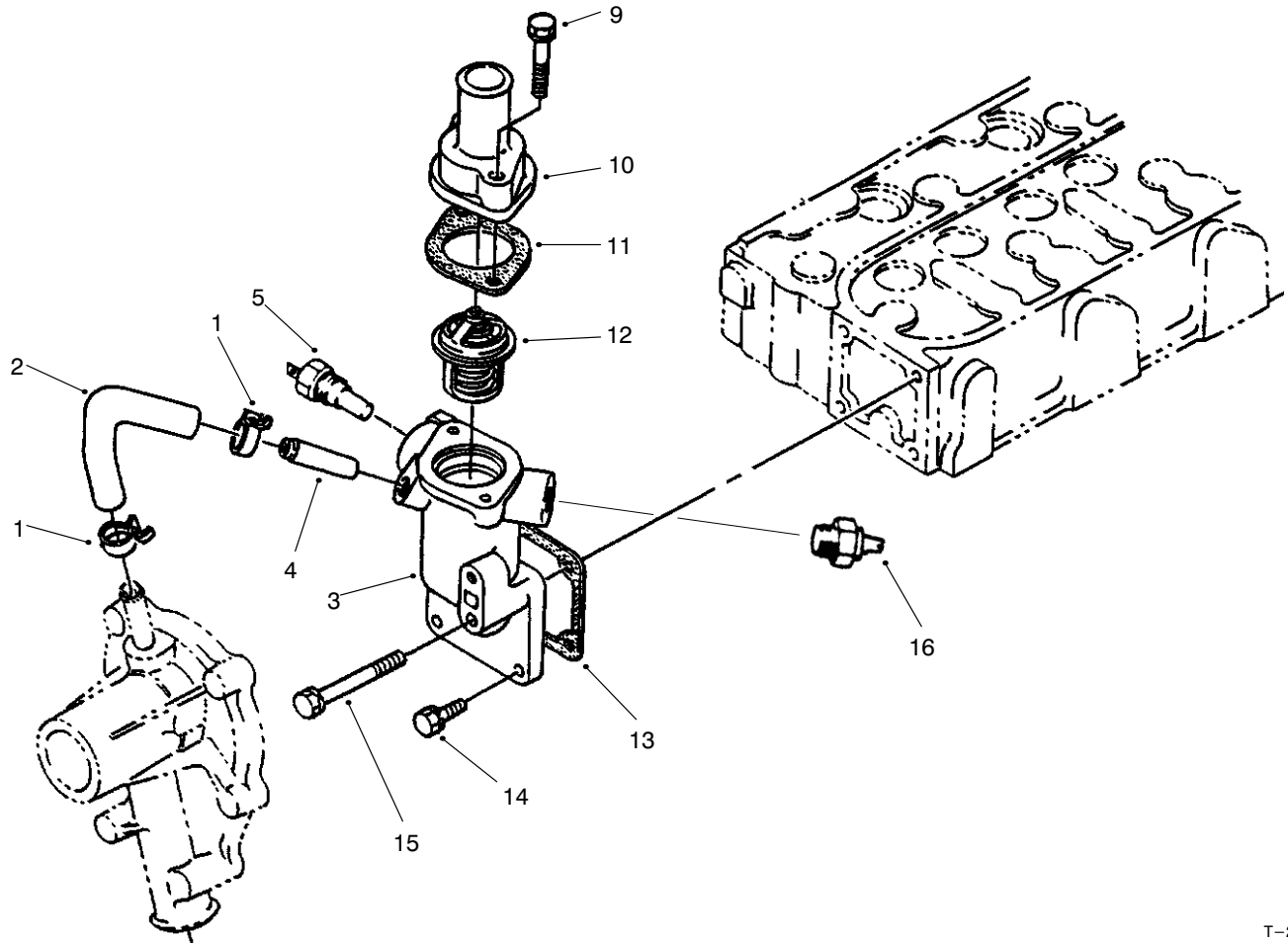
T-3081

STARTER ASSEMBLY

Ref. No.	Part No.	Description	No. Used
2	98-7743	Bearing-Ball	1
3	98-7742	Asm-Armature (Incl. Ref. #2 & 4)	1
4	98-7744	Bearing-Ball	1
5	98-7741	Asm-Yoke	1
6	98-7750	Spring-Brush	4
7	98-7749	Asm-Holder, Brush (Incl. Ref. #6)	1
8	99-8370	Frame-End	1
9	98-9549	Bolt	2
10	98-7758	Asm-Bolt	2
11	98-9712	Band-Cover	1
12	99-8371	Nut-Hex.	1
13	98-9711	Cord-Stop, Solenoid	1
14	99-8372	Asm-Switch, Magnetic	1

Ref. No.	Part No.	Description	No. Used
15	98-7754	Spring	1
16	98-7755	Ball	1
17	99-8373	Clutch	1
18	98-7756	Bolt	2
19	99-8374	Frame-Drive End	1
20	98-7752	Retainer	1
21	98-7753	Roller	5
22	98-7751	Gear	1
23	99-8375	Cover-Cord	1
24	98-7757	O-Ring	2
25	99-8376	Nut	1
26	98-7759	Pipe-Drain	1
*	98-9705	Asm-Starter (Incl. Ref. #2-26)	1

*Not Illustrated

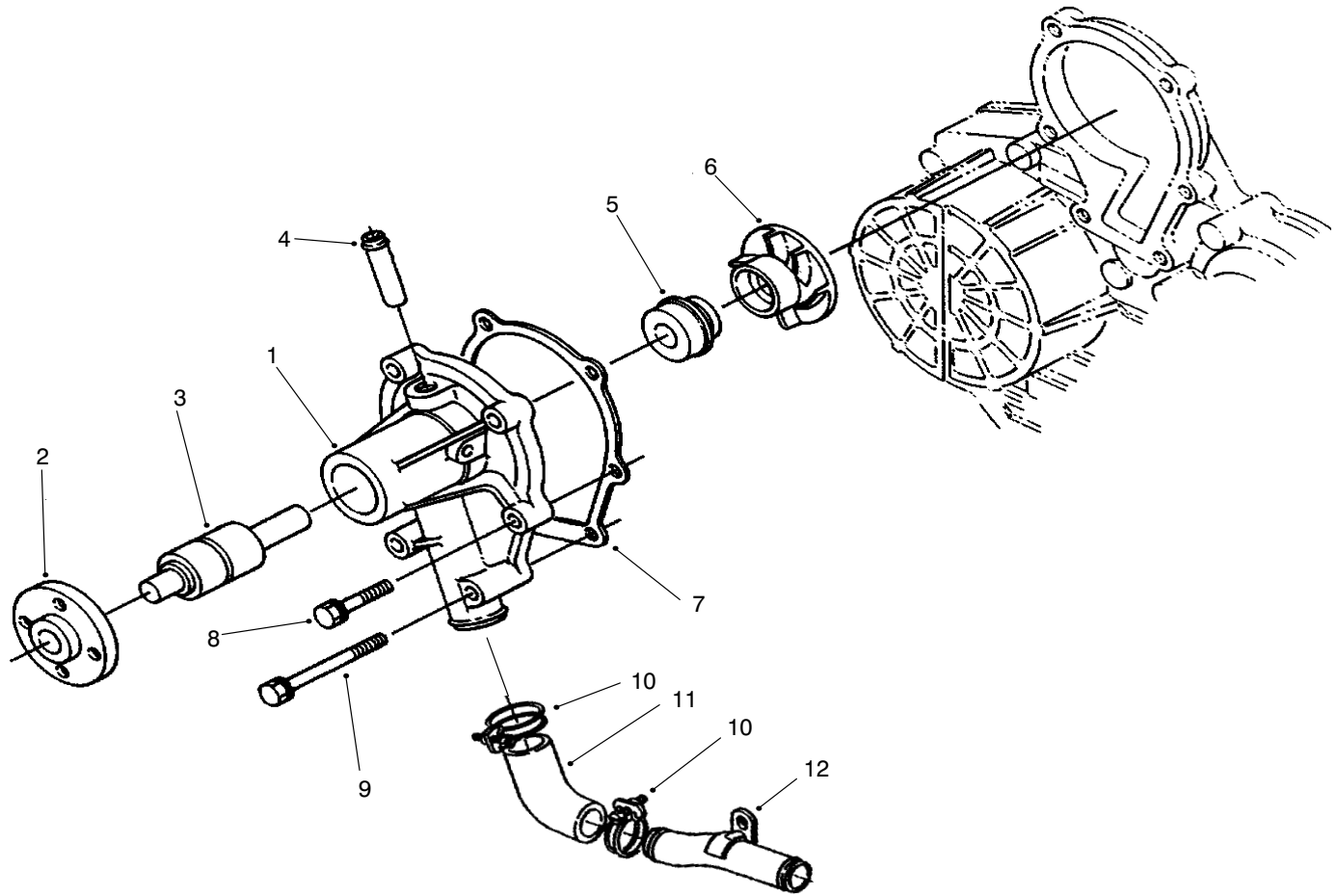


T-2930

WATER FLANGE & THERMOSTAT ASSEMBLY

Ref. No.	Part No.	Description	No. Used
1	98-9579	Band Pipe	2
2	98-9578	Pipe-Return, Water	1
3	98-9713	Asm-Flange, Water (Incl. Ref. #4)	1
4	98-9580	Pipe-Return, Water	1
5	98-9719	Thermoswitch	1
9	98-7777	Bolt	2

Ref. No.	Part No.	Description	No. Used
10	98-9471	Cover-Thermostat	1
11	98-7776	Gasket	1
12	98-7778	Asm-Thermostat	1
13	98-9638	Gasket-Flange, Water	1
14	98-7692	Bolt	3
15	98-9356	Bolt	1
16	98-9346	Switch	1

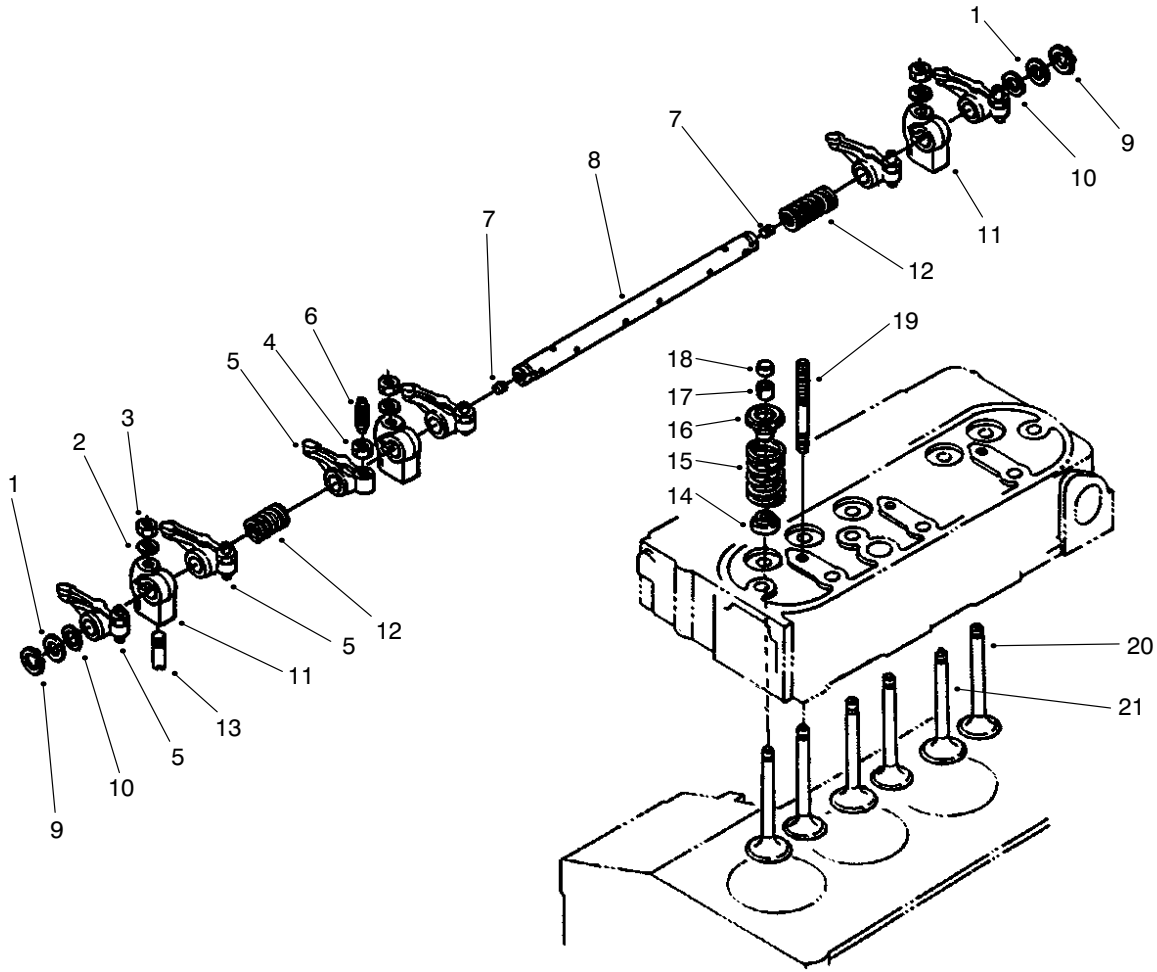


T-2931

WATER PUMP ASSEMBLY

Ref. No.	Part No.	Description	No. Used
1	98-9575	Asm-Pump, Water (Incl. Ref. #2-6)	1
2	98-9582	Flange-Pump, Water	1
3	98-9583	Bearing	1
4	98-9577	Pipe-Return, Water	1
5	98-9576	Asm-Seal	1
6	98-9581	Impeller-Water	1

Ref. No.	Part No.	Description	No. Used
7	98-9632	Gasket-Pump, Water	1
8	98-9353	Bolt	1
9	98-9357	Bolt	4
10	98-9717	Clamp	2
11	98-9574	Pipe-Water	1
12	98-9716	Pipe-Water	1

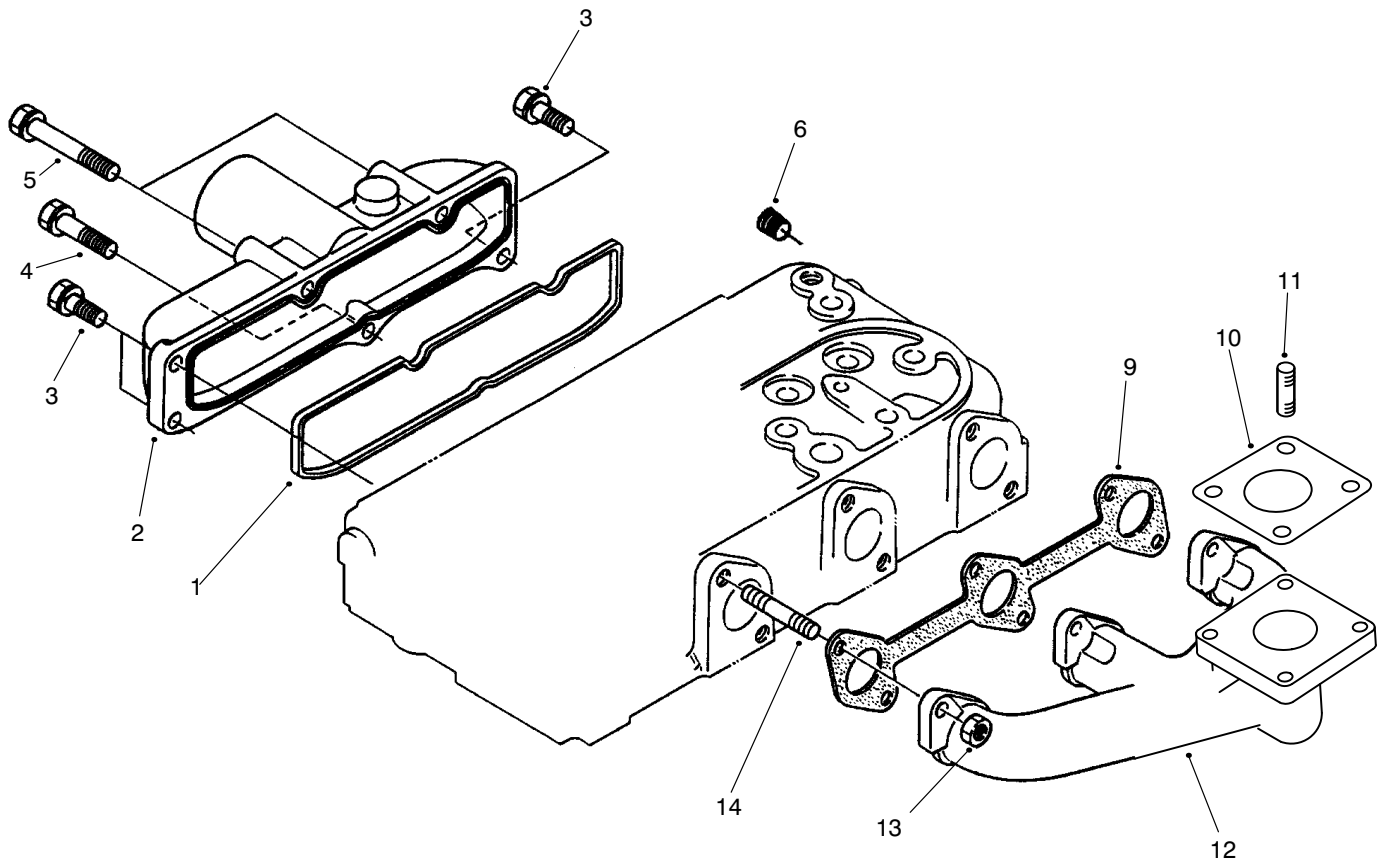


T-2932

VALVE & ROCKER ARM ASSEMBLY

Ref. No.	Part No.	Description	No. Used
1	98-9508	Washer-Shaft, Rocker Arm	2
2	98-9385	Washer-Flat	3
3	98-9393	Nut	3
4	98-9503	Nut	6
5	98-9501	Asm-Arm, Rocker (Incl. Ref. #4 & 6)	6
6	98-9502	Screw-Adjusting	6
7	98-9365	Screw-Set	2
8	98-9612	Asm-Shaft, Rocker Arm (Incl. Ref. #7)	1
9	98-9370	Clip-Circular, External	2
10	98-9507	Washer-Shaft, Rocker Arm	2

Ref. No.	Part No.	Description	No. Used
11	98-9505	Bracket-Rocker Arm	3
12	98-9504	Spring-Rocker Arm	2
13	98-9391	Screw-Set	1
14	99-8385	Seal-Valve Stem	6
15	98-9648	Spring-Valve	6
16	98-9498	Retainer-Valve Spring	6
17	98-9390	Collet-Valve Spring Set	6
18	98-9497	Cap-Valve	6
19	98-9506	Stud	3
20	98-9495	Valve-Exhaust	3
21	98-9494	Valve-Inlet	3

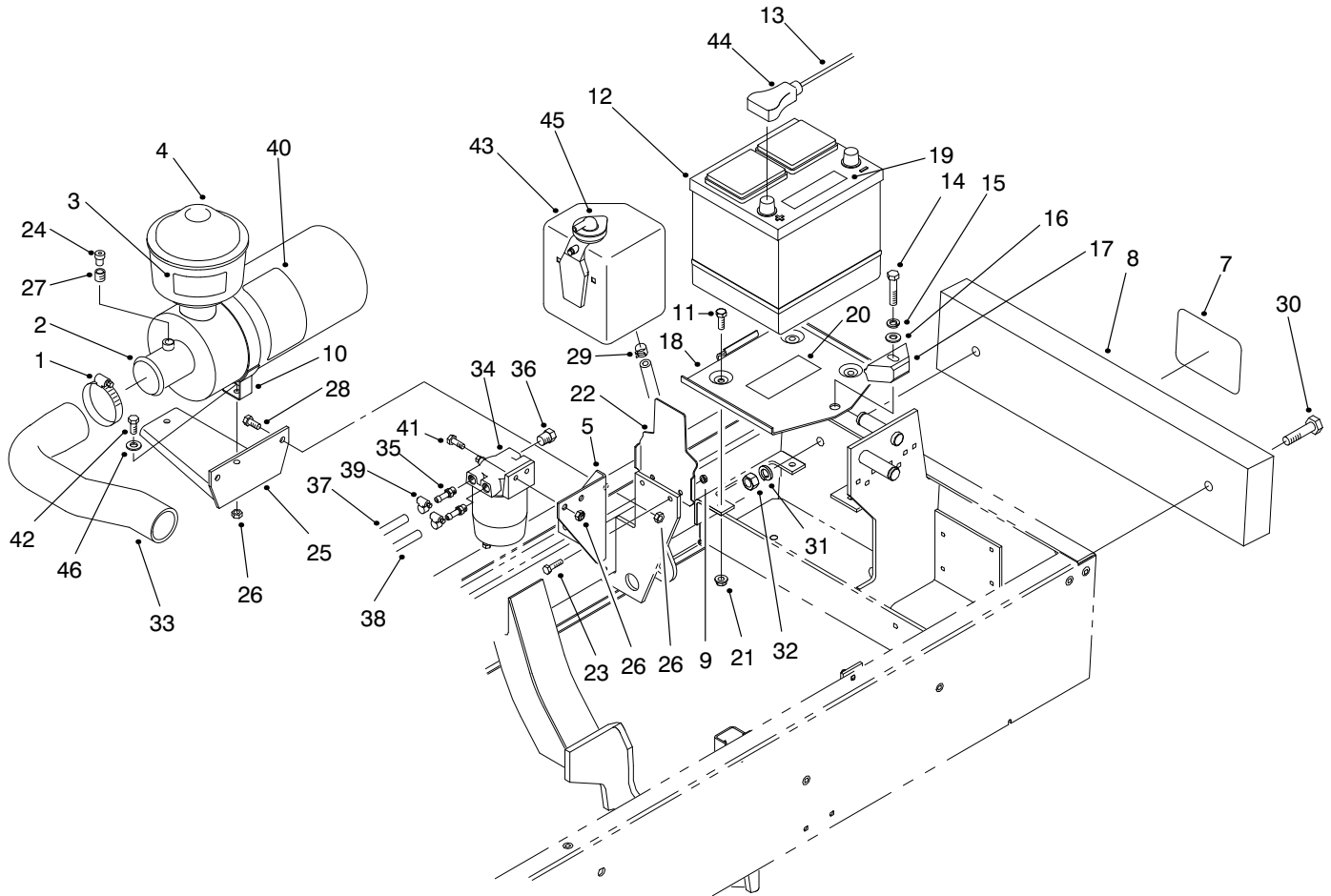


T-2925

EXHAUST MANIFOLD & GASKET ASSEMBLY

Ref. No.	Part No.	Description	No. Used
1	98-9609	Gasket-Manifold, Inlet	1
2	98-9608	Manifold-Inlet	1
3	98-7605	Bolt	3
4	98-9353	Bolt	1
5	98-9355	Bolt	2
6	98-9444	Plug	1

Ref. No.	Part No.	Description	No. Used
9	98-9610	Gasket-Manifold, Exhaust	1
10	99-8343	Gasket-Muffler	1
11	99-8342	Stud	4
12	98-9718	Manifold-Exhaust	1
13	98-9665	Nut	6
14	98-9588	Stud	6

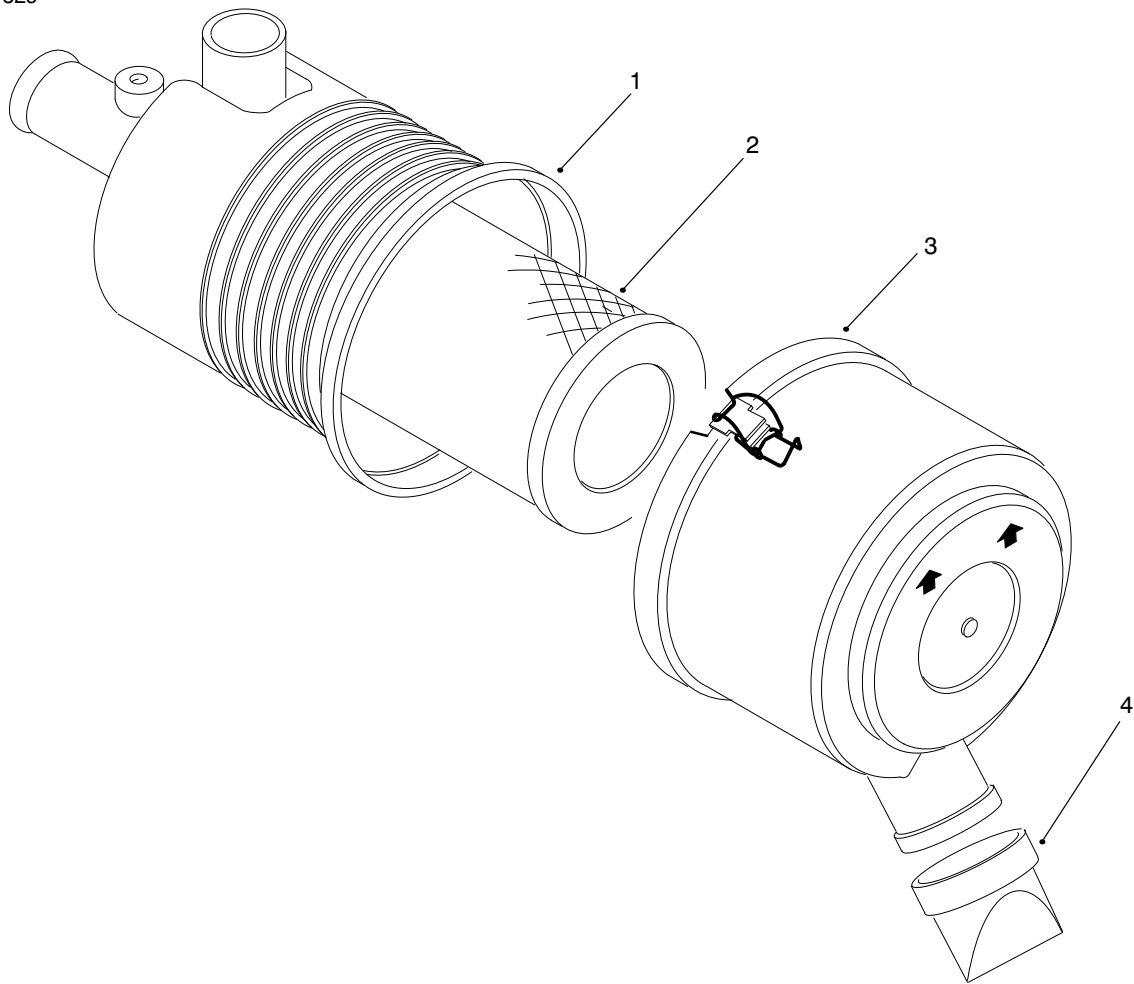


T-2902

ENGINE COMPONENTS ASSEMBLY

Ref. No.	Part No.	Description	No. Used
1	2412-42	Clamp-Hose	1
2	98-4517	Asm-Air Cleaner (Incl. Ref. #40)	1
3	93-6692	Decal-Starting Fluid	1
4	48-7430	Pre-Cleaner	1
5	98-4578	Bracket-Fuel Filter	1
7	62-5550	Decal-Toro	1
8	75-6680	Bar-Weight	1
9	32128-33	Nut-Lock	2
10	98-4525	Bracket-Mount, Air Cleaner	1
11	322-4	Screw-HH	3
12		Battery (Type 26, 530 Amp.)	1
13	98-4599	Asm-Battery Cable (+) (Incl. Ref. #44)	1
14	323-9	Screw-HH	1
15	3253-21	Washer-Lock	1
16	3256-24	Washer-Flat	1
17	94-7343	Clamp-Battery	1
18	66-2330	Base-Battery	1
19	93-6668	Decal-Battery	1
20	93-7276	Decal-Danger	1
21	32128-20	Nut-Lock	3
22	98-4576	Bracket-Reservoir, Water	1
23	321-5	Screw-HH	2

Ref. No.	Part No.	Description	No. Used
24	93-9164	Indicator-Service	1
25	98-4518	Bracket-Air Cleaner	1
26	3296-29	Nut-Lock	8
27	94-1416	Asm-Adapter, Indicator	1
28	322-5	Screw-HH	2
29	92-2379	Clamp-Hose	1
30	325-12	Screw-HH	2
31	3253-27	Washer-Lock	2
32	3217-9	Nut-Hex.	2
33	98-4510	Hose-Air Cleaner	1
34	98-9305	Filter-Water/Fuel Separator	1
35	353-783	Fitting-Fuel	1
36	281-13	Plug-Pipe	2
37	71-3381	Hose-Fuel	1
38	95-4275	Hose-Fuel	1
39	2412-108	Clamp	4
40	98-9788	Decal-Instructions	1
40	93-8052	Decal-Instructions (Europe)	1
41	3234-29	Screw	2
42	322-6	Screw-HH	2
43	98-9323	Asm-Expansion Tank (Incl. Ref. #45)	1
44	28-1280	Boot-Cable	1
45		Cap-Expansion Tank	1
46	3256-24	Washer-Flat	2



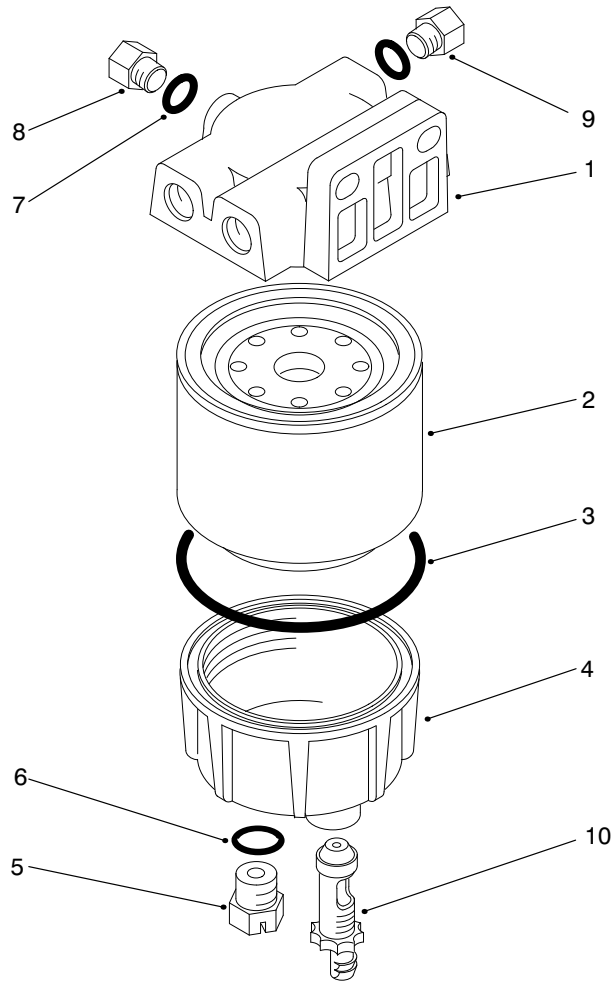
T-2903

AIR CLEANER ASSEMBLY

Ref. No.	Part No.	Description	No. Used
1		Asm - Body	1
2	98-9763	Asm - Element	1

Ref. No.	Part No.	Description	No. Used
3	98-9771	Asm - Cover	1
4	94-1414	Valve - Vacuator	1

*Not Illustrated
 †Not Serviceable Separately

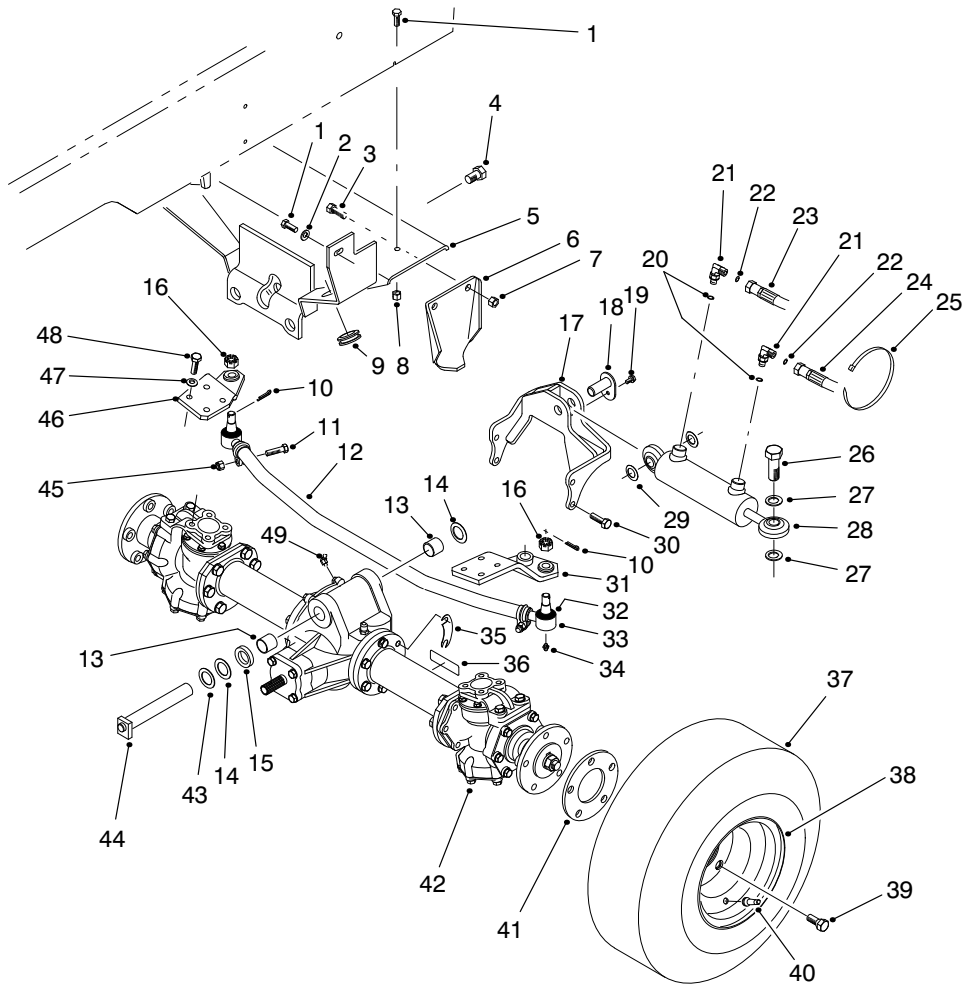


T-2904

FILTER, WATER/FUEL SEPARATOR ASSEMBLY

Ref. No.	Part No.	Description	No. Used
1	98-9772	Head-Filter	1
2	98-9764	Element-Spin On	1
3	98-9774	O-Ring, Filter Base	1
4	98-9775	Base-Filter	1
5	98-9773	Plug-Base, Filter (Incl. Ref. #6)	1

Ref. No.	Part No.	Description	No. Used
6	237-42	O-Ring	1
7	237-78	O-Ring	1
8	98-9776	Plug-Head, Filter (Incl. Ref. 37)	1
9	285-22	Plug-Pipe	1
10	98-9777	Asm-Valve, Drain	1



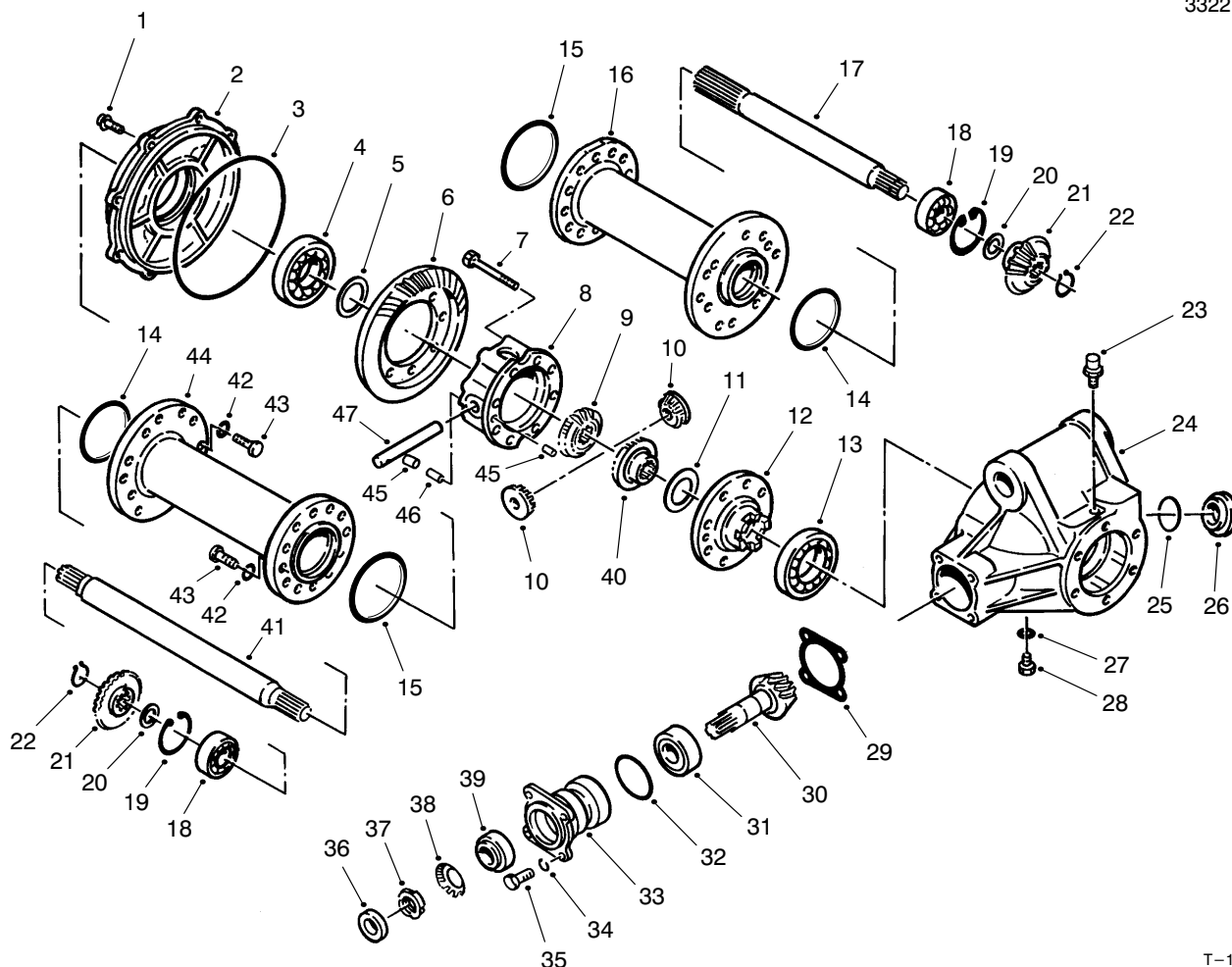
T-1325-1

REAR AXLE INSTALLATION ASSEMBLY

Ref. No.	Part No.	Description	No. Used
1	323-7	Screw-HH	4
2	3256-24	Washer-Flat	2
3	325-5	Screw-HH	4
4	327-2	Screw-HH	1
5	75-1100	Support-Axle	1
6	83-5110	Stop-Axle	2
7	3296-23	Nut-Lock	4
8	3296-39	Nut-Lock	2
9	237-165	Grommet	2
10	3272-11	Pin-Cotter	1
11	323-9	Screw-HH	2
12	83-5020	Asm-Tube & Clamp	1
13	67-1750	Bushing-Sleeve	2
14	56-2460	Washer-Flat	2
15	83-5040	Washer	1
16	32136-13	Nut-Slotted	2
17	83-5100	Support-Cylinder	1
18	83-5150	Pin-Cylinder	1
19	32144-4	Screw-TAP	1
20	237-78	O-Ring	2
21	340-132	Fitting-Hydraulic 90° (Incl. Ref. #20 & 22)	2
22	237-21	O-Ring	2
23	75-6220	Hose-Hydraulic	1
24	75-6230	Hose-Hydraulic	1
25	3290-378	Tie-Cable	1
26	82-6910	Screw-HH	4

Ref. No.	Part No.	Description	No. Used
27	67-9410	Washer-Thrust	2
28	83-5030	Asm-Hydraulic Cylinder	1
29	83-5160	Shim	2
30	48-9480	Screw-HH	4
31	83-4930	Arm-Steering LH	1
32	71-4760	Seal-Tie Rod End	2
33	71-4740	Asm-Tie Rod End (Incl. Ref. #16, 32 & 34)	2
34	302-55	Fitting-Grease	2
35	83-5180	Shim-Axle	2
36	93-6697	Decal-Lube	1
37	231-141	Tire	2
38	217-121	Rim	2
39	71-4450	Bolt-Wheel	10
40	232-35	Valve-Stem	2
41	83-7460	Spacer-Wheel	2
42	68-6823	Asm-Axle	1
43	5-1226	Washer	2
44	75-4180	Pin-Rear Axle	1
45	3296-39	Nut-Lock	2
46	83-4950	Arm-Steering RH	1
47	48-9220	Washer-Flat	8
48	48-7780	Screw-HH	8
49	302-11	Fitting-Grease	1
*	83-5010	Asm-Tie Rod (Incl. Ref. #11, 12, 16, 32-34 & 45)	1

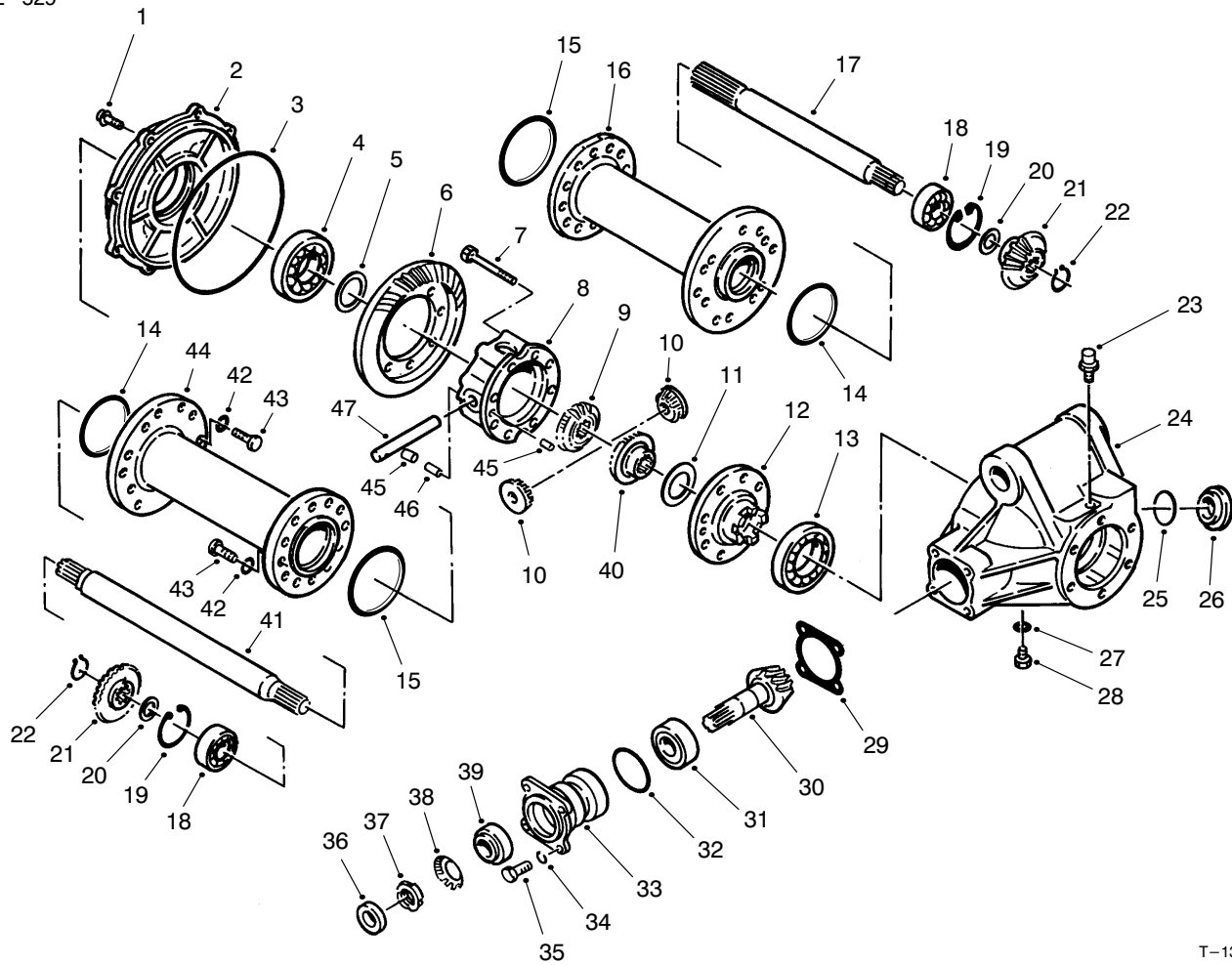
*Not Illustrated



T-1305-1

REAR AXLE ASSEMBLY NO. 68-6823

Ref. No.	Part No.	Description	No. Used	Ref. No.	Part No.	Description	No. Used
1	72-5800	Bolt	8	22	72-5370	Ring-Retaining	2
2	72-4880	Cover	1	23	72-5130	Vent	1
3	72-4890	O-Ring	1	24	72-4870	Case-Differential	1
4	251-344	Bearing-Ball	1	25	72-5140	O-Ring	1
5	72-4960	Shim .1 mm	1	26	72-5150	Plug	1
*	72-4970	Shim .15 mm	1	27	72-5840	Gasket	1
*	72-4980	Shim .5 mm	1	28	72-5820	Plug	1
*	72-4990	Shim .8 mm	1	29	72-5160	Shim .1 mm	1
*	72-5000	Shim 1.0 mm	1	*	72-5170	Shim .15 mm	1
*	72-5010	Shim 1.2 mm	1	*	72-5180	Shim .5 mm	1
6		Gear-Bevel	1	*	72-5190	Shim .8 mm	1
7	72-5810	Bolt	8	*	72-5200	Shim 1.0 mm	1
8	72-4900	Case-Differential	1	*	72-5210	Shim 1.2 mm	1
9	72-4930	Gear-Side, Differential	1	30		Gear-Pinion	1
10	72-4950	Gear-Pinion, Differential	2	31	254-108	Bearing-Roller, Tapered	1
11	72-5040	Washer-Gear, Diff.	1	32	72-5460	O-Ring	1
12	72-4910	Flange-Case, Diff.	1	33	83-5350	Case-Bearing	1
13	251-345	Bearing-Ball	1	34	42-9850	Washer-Lock	8
14	93-3664	O-Ring	2	35	48-9460	Bolt-HH	4
15	93-3665	O-Ring	2	36	83-5360	Seal-Oil	1
16	83-5270	Tube-Axle, RH	1	37	83-5340	Nut-Bearing	1
17	83-5280	Axle-RH	1	38	83-5330	Washer-Bearing	1
18	251-350	Bearing-Ball	2	39	254-109	Bearing-Roller, Tapered	1
19	72-5360	Ring-Retaining	2	40	72-4940	Gear-Side, Differential	1
20	72-5100	Spacer	2	41	83-5310	Axle-LH	1
21	72-5090	Gear-Bevel	2	42	42-9600	Washer-Lock	24

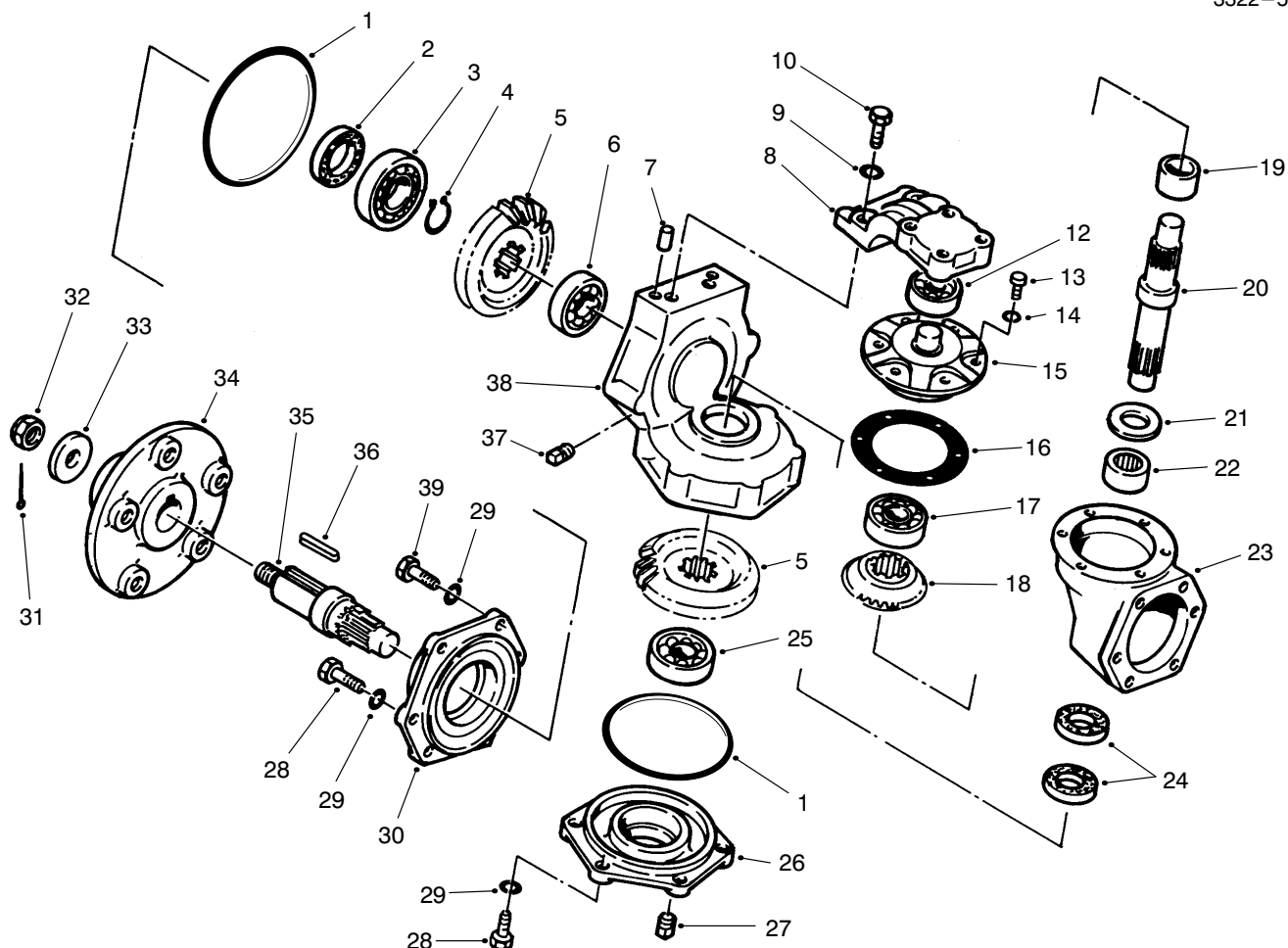


T-1305-1

REAR AXLE ASSEMBLY NO. 68-6823 (Continued)

Ref. No.	Part No.	Description	No. Used
43	48-9470	Bolt	24
44	83-5290	Tube-Axle, LH	1
45	72-5030	Pin-Dowel	2
46	72-5440	Pin-Spring	1

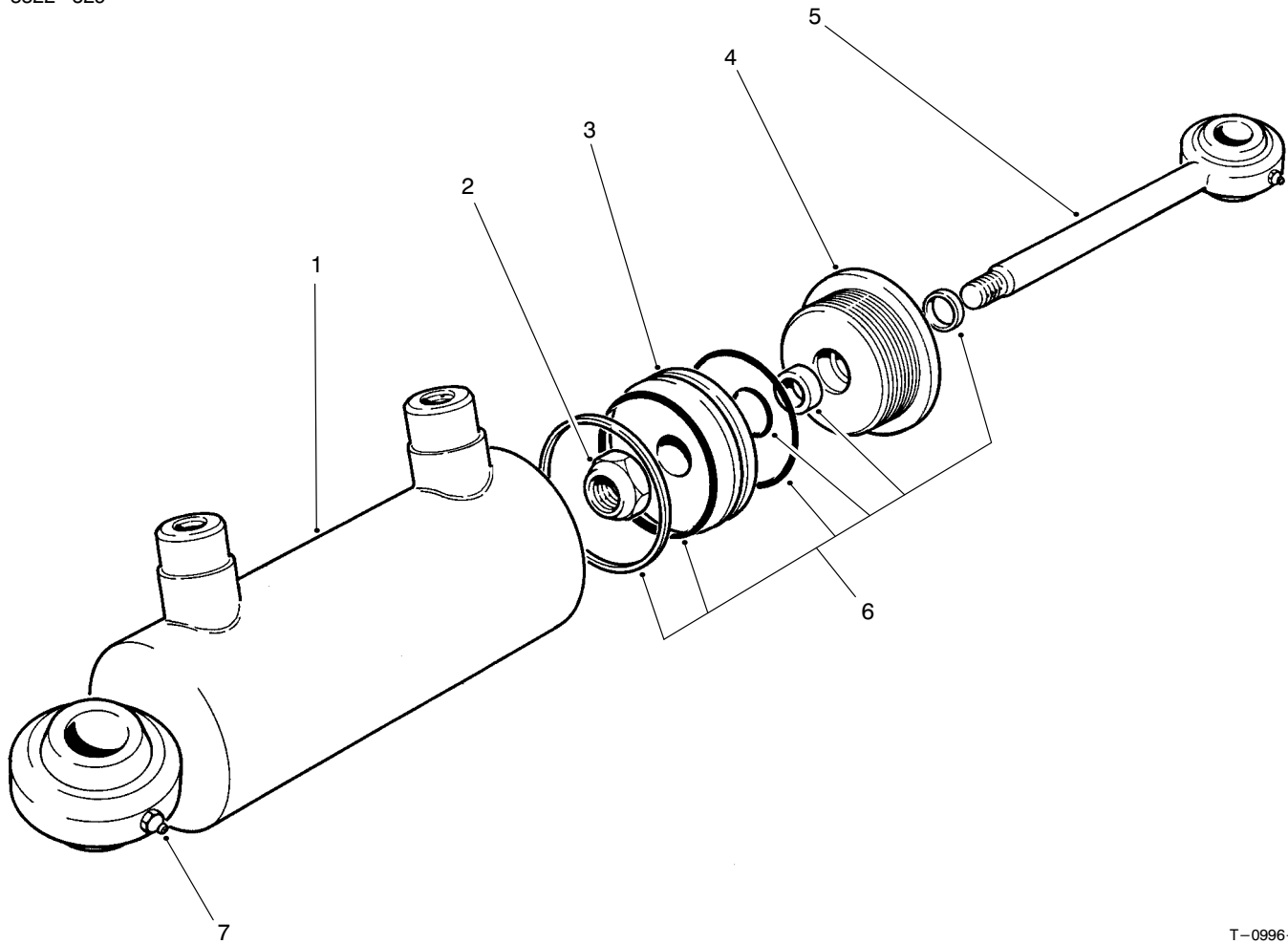
Ref. No.	Part No.	Description	No. Used
47	72-5020	Shaft-Pinion	1
*	83-5370	Asm-Ring & Pinion (Incl. Ref.#6 & 30)	1



T-0912-1

REAR AXLE ASSEMBLY NO. 68-6823 (Continued)

Ref. No.	Part No.	Description	No. Used	Ref. No.	Part No.	Description	No. Used
1	93-3670	O-Ring	4	21	93-3668	Washer-Thrust	2
2	72-5740	Seal-Oil	2	22	93-3669	Bearing-Needle	2
3	251-348	Bearing-Ball	2	23	93-3666	Gear Box-Axle	2
4	72-5720	Ring-Retaining	2	24	72-5730	Seal-Oil	4
5	72-5580	Gear-Bevel	4	25	251-263	Bearing-Ball	2
6	251-8	Bearing-Ball	2	26	72-5550	Cover	2
7	93-3671	Pin-Dowel	4	27	281-10	Plug-Socket, Hex.	2
8	93-3672	Arm-Knuckle	2	28	48-9460	Screw-HH	20
9	42-9600	Washer-Lock	28	29	42-9850	Washer-Lock	28
10	48-9470	Screw-HH	4	30	72-5540	Case-Knuckle	2
12	251-347	Bearing-Ball	2	31	3272-17	Pin-Cotter	2
13	72-5790	Screw-HH	12	32	72-5770	Nut-Castle	2
14	43-5930	Washer-Lock	12	33	72-5660	Washer-Shaft, Wheel	2
15	72-5590	Retainer-Bearing	2	34	72-5650	Hub-Wheel	2
16	72-5630	Gasket	2	35	72-5570	Shaft-Axle, Outer	2
17	251-349	Bearing-Ball	2	36	72-5780	Key	2
18	72-5090	Gear-Bevel	2	37	281-7	Plug-Pipe, Square Hd.	2
19	72-5680	Spacer	2	38	93-3667	Case-Knuckle	2
20	72-5560	Pin-King, Knuckle	2	39	48-7710	Screw-HH	4



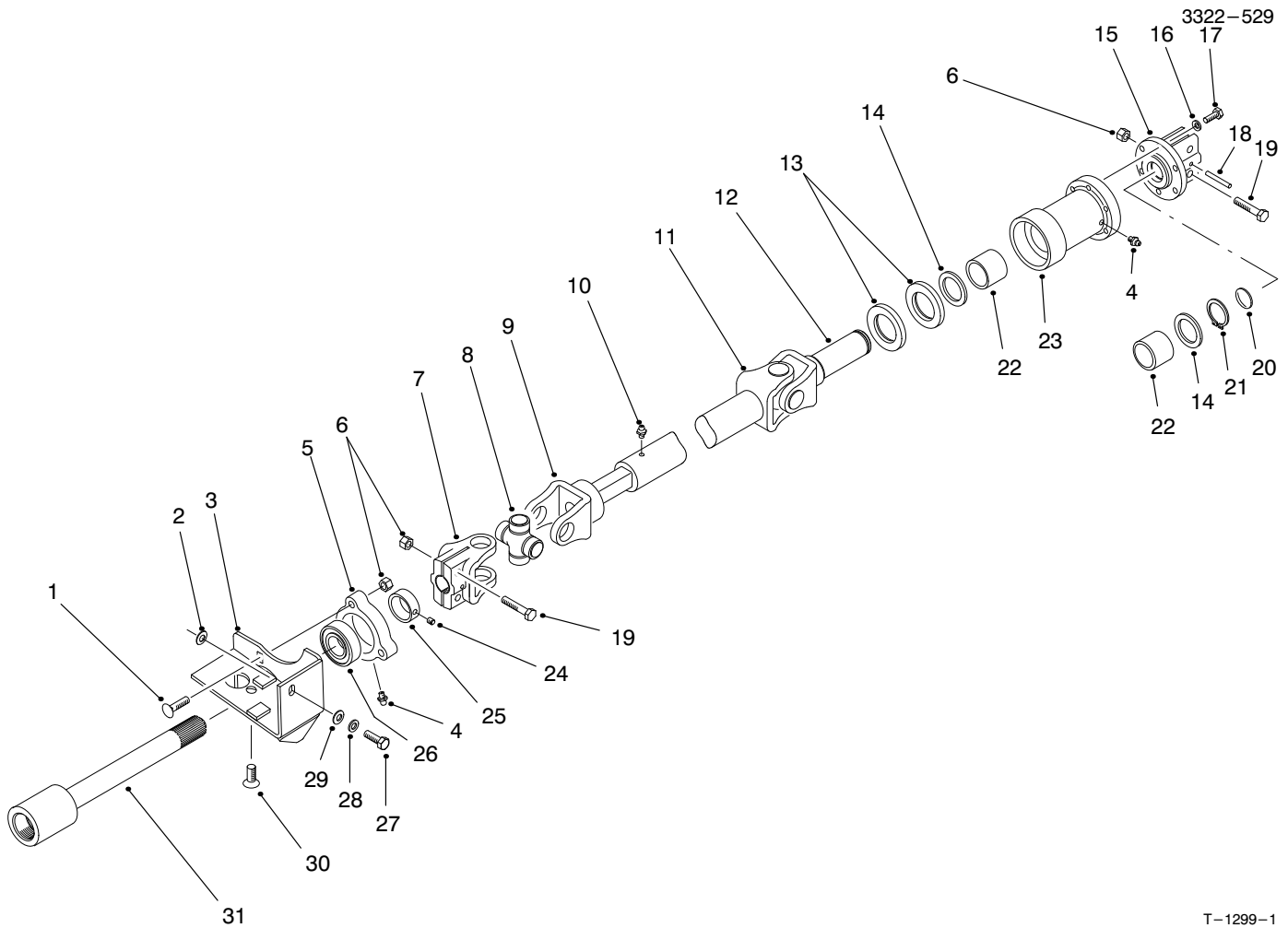
T-0996-1

HYDRAULIC CYLINDER NO. 83-5030

Ref. No.	Part No.	Description	No. Used
†1		Asm-Barrel	1
2	75-1210	Nut-Lock	1
3	75-1220	Piston	1
4	75-1260	Head-Internal	1

Ref. No.	Part No.	Description	No. Used
5	83-5380	Asm-Piston Rod	1
6	75-1250	Seal Kit	1
7	302-5	Fitting-Grease	2

†Not Serviced Separately



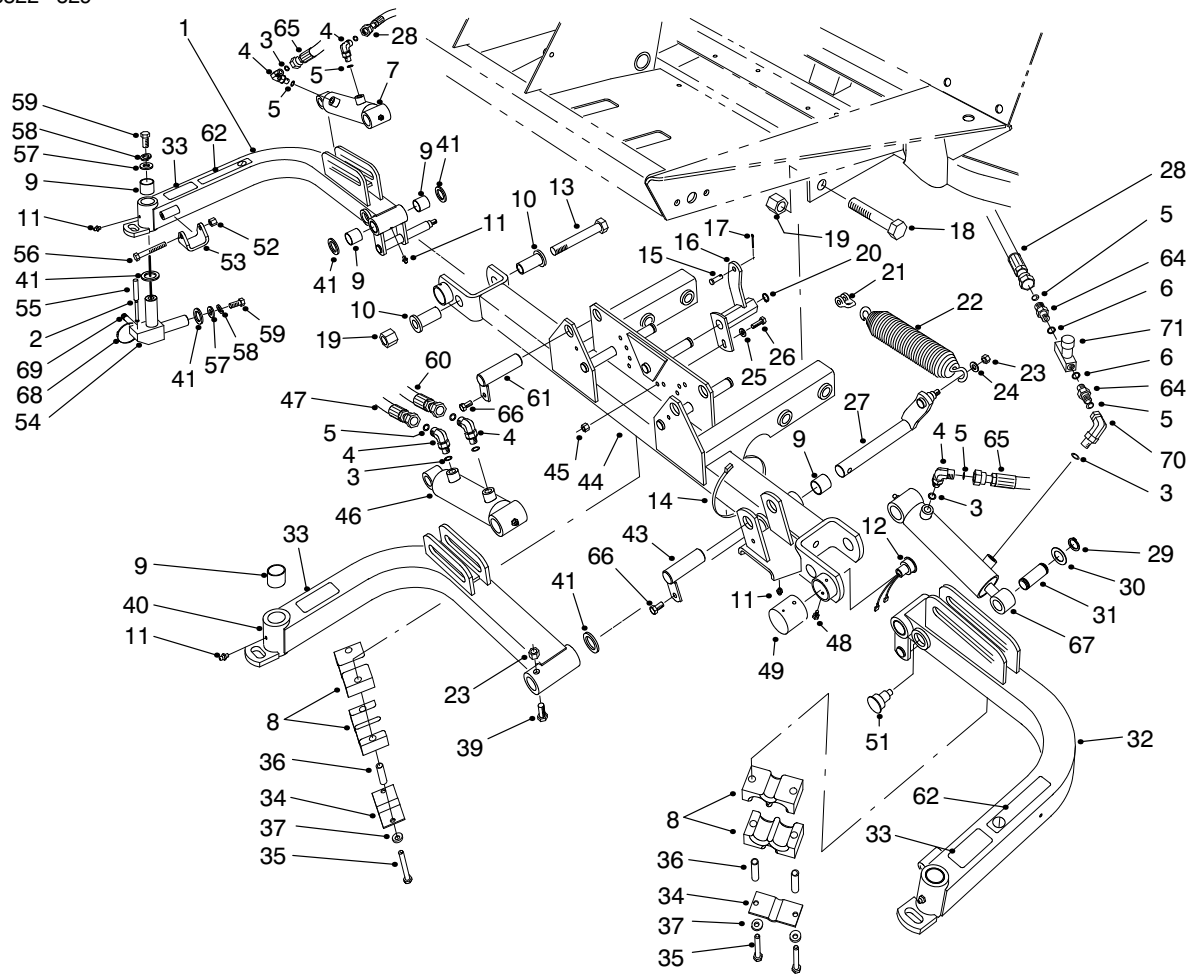
T-1299-1

DRIVE SHAFT ASSEMBLY

Ref. No.	Part No.	Description	No. Used
1	3230-3	Bolt-Carriage	3
2	83-7470	Shim	2
3	83-4970	Bracket-Bearing	1
4	302-5	Fitting-Grease	2
5	76-2460	Asm-Bearing (Incl. Ref. #4 & 24-26)	1
6	3296-29	Nut-Lock	7
7	54-9090	Yoke-End	1
8	54-9180	Kit-Universal Joint	2
9	72-3420	Shaft-Slip Yoke	1
10	302-58	Fitting-Grease	1
11	83-5260	Tube-Slip Yoke	1
12	72-3440	Yoke-Shaft	1
13	253-155	Seal	2
14	71-4590	Washer-Thrust	2
15	76-4690	Asm-Axle Coupling (Incl. Ref. #6 & 19)	1
16	3253-3	Washer-Lock	6

Ref. No.	Part No.	Description	No. Used
17	3274-8	Screw-HH	6
18	32121-34	Pin-Roll	1
19	322-8	Screw-HH	4
20	284-3	Plug-Welch	1
21	32151-87	Ring-Retaining	1
22	71-4580	Clutch-Roller	2
23	71-4570	Housing-Clutch	1
24	3245-35	Screw-Set	1
25	251-77	Collar-Locking	1
26	251-337	Bearing-Ball	1
27	48-9460	Screw-HH	1
28	42-9850	Washer-Lock	1
29	48-8030	Washer-Flat	1
30	3274-34	Screw-Socket Flat Hd.	1
31	83-4900	Shaft-Traction	1
*	83-5190	Asm-Drive Shaft (Incl. Ref. #7-12)	1

*Not Illustrated

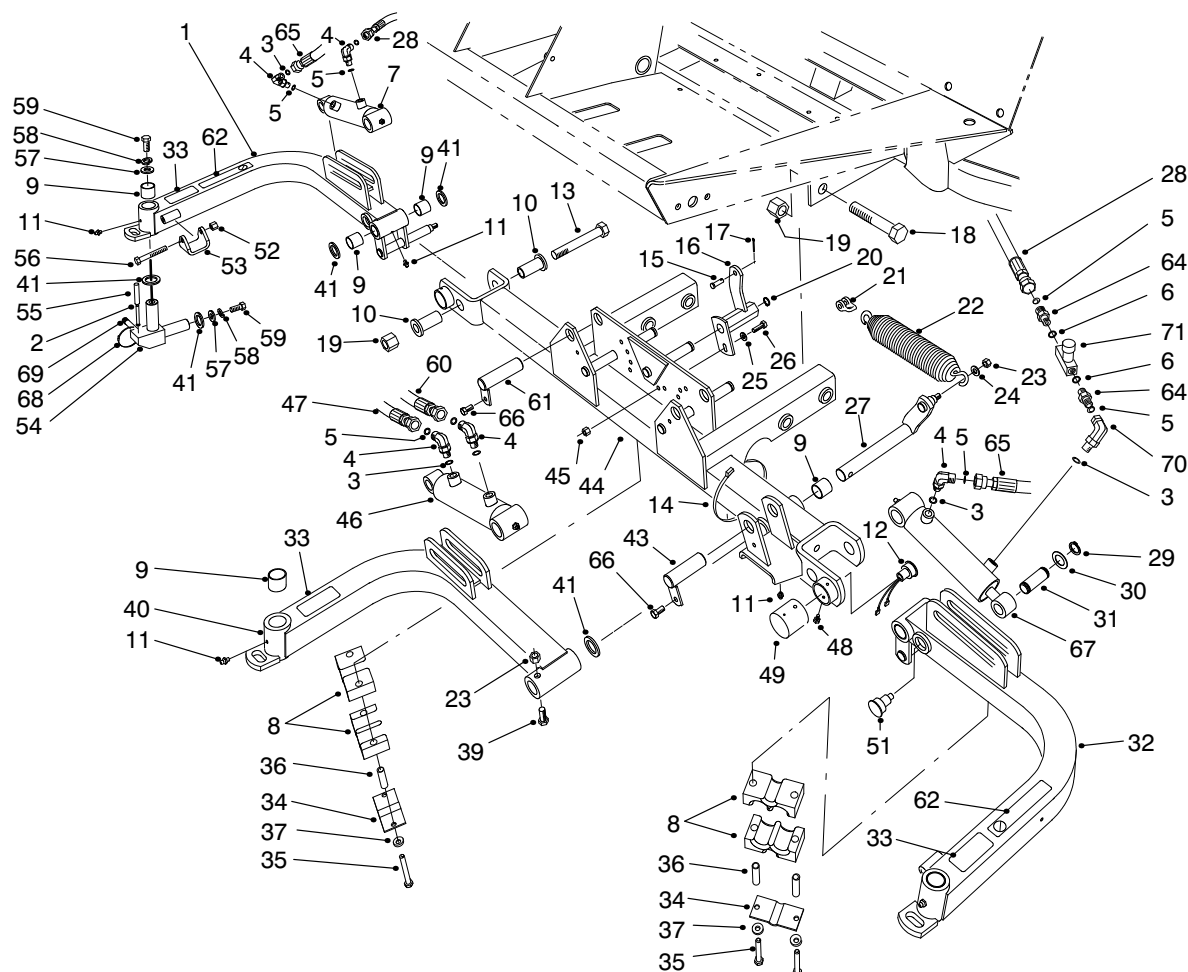


T-1059-6

FRONT LIFT ARMS ASSEMBLY

Ref. No.	Part No.	Description	No. Used	Ref. No.	Part No.	Description	No. Used
1	94-5598	Asm-Lift Arm RH (Incl. Ref. #9 & 11)	1	22	5-0743	Spring-Extension	3
2	32121-27	Pin-Roll	3	23	3296-44	Nut-Lock	4
3	237-78	O-Ring	6	24	3256-24	Washer-Flat	3
4	340-132	Fitting-Hydraulic 90° (Incl. Ref. #3 & 5)	5	25	3256-23	Washer-Flat	3
5	237-21	O-Ring	8	26	322-5	Screw-HH	3
6	237-42	O-Ring	2	27	75-4550	Shaft-Center Arm Pivot	1
7	98-8069	Asm-Hydraulic Cylinder	1	28	75-5890	Hose-Hydraulic	2
8	82-8170	Clamp-Hose	8	29	32120-93	Ring-Retaining	6
9	67-1750	Bushing-Sleeve	12	30	3-6498	Washer-Thrust	6
10	84-8320	Insert-Hinge	4	31	75-5350	Pin-Cylinder Rod End	3
11	302-5	Fitting-Grease	6	32	94-5800	Asm-Lift Arm LH (Incl. Ref. #9 & 11)	1
12	92-8002	Sensor-Reed Switch	1	33	93-6696	Decal-Warning	3
13	328-12	Screw-HH	2	34	93-7961	Clamp-Rubber	3
14	3290-379	Tie-Cable	3	35	322-13	Screw-HH	6
15	283-6	Pin-Clevis	3	36	93-7960	Spacer	6
16	75-5210	Bracket-Spring Center	1	37	3256-70	Washer-Flat	6
*	75-5200	Bracket-Spring RH	1	39	323-11	Screw-HH	1
*	75-5220	Bracket-Spring LH	1	40	94-5802	Asm-Lift Arm, Center (Incl. Ref. #9 & 11)	1
17	3272-10	Pin-Cotter	3	41	256-115	Washer-Thrust	11
18	328-7	Screw-HH	4	43	83-6790	Pin-Cylinder (Short)	1
19	3296-51	Nut-Lock	6	44	94-5808	Asm-Carrier Frame (Incl. Ref. #9 & 11)	1
20	32151-48	Ring-Retaining	3	45	3296-29	Nut-Lock	3
21	282-4	Clevis-Spring	3				

*Not Illustrated

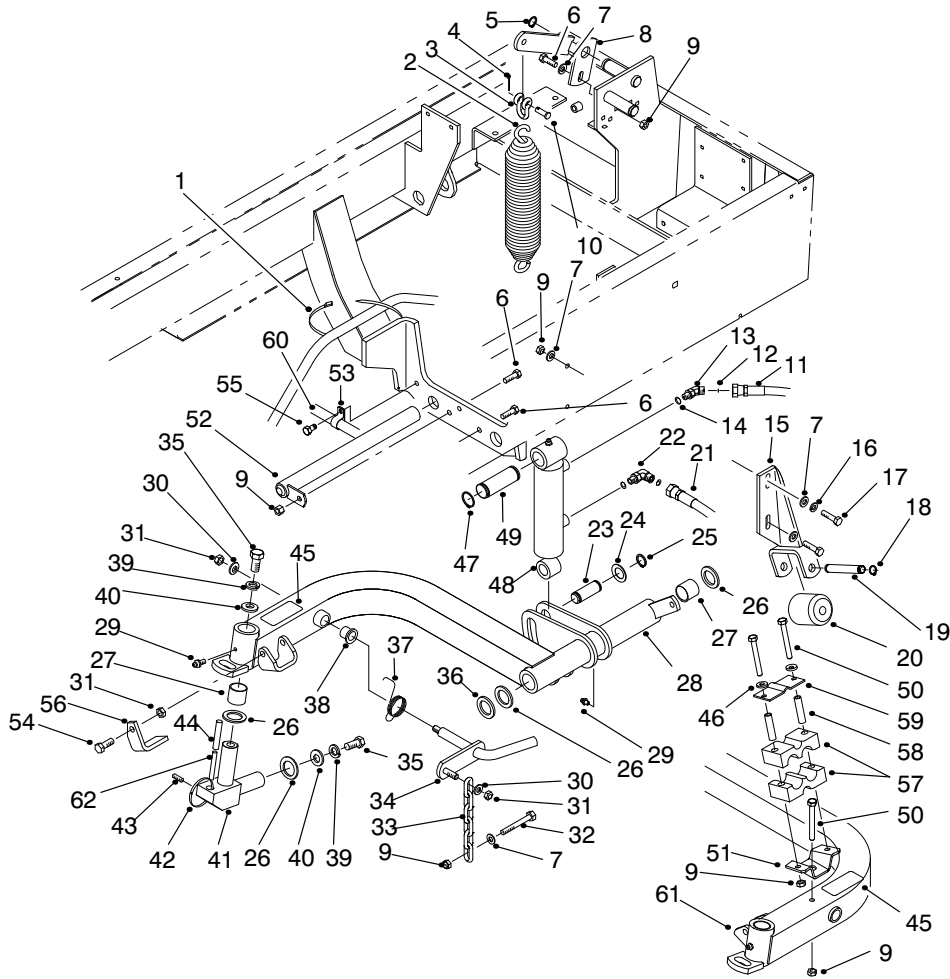


T-1059-6

FRONT LIFT ARMS ASSEMBLY (Continued)

Ref. No.	Part No.	Description	No. Used	Ref. No.	Part No.	Description	No. Used
46	93-9310	Asm-Hydraulic Cylinder	1	62	93-6687	Decal-No Step	2
47	75-5900	Hose-Hydraulic	1	64	340-1	Fitting-Straight (Incl. Ref. #5 & 6)	2
48	32104-76	Screw-Thread Forming	2	65	82-6490	Hose-Hydraulic	1
49	75-6370	Cover-Sensor	1	66	32144-14	Screw-Self Tapping	3
51	92-8754	Actuator-Reed Switch	1	67	98-8068	Asm-Hydraulic Cylinder	1
52	3296-39	Nut-Lock	2	68	3290-378	Tie-Cable	5
53	75-5410	Bracket-Arm	2	69	92-9097	Set Screw	3
54	75-3010	Joint-Arm	3	70	340-143	Fitting-Hydraulic 90° (Incl. Ref. #3)	1
55	32121-122	Pin-Roll	3	71	98-9742	Valve-Flow Control	1
56	323-12	Screw-HH	2	*	93-6688	Decal-Hands/Feet (Mounted on Cutting Unit Frames)	3
57	3256-6	Washer-Flat	6				
58	3253-7	Washer-Lock	6				
59	325-4	Screw-HH	6				
60	75-5910	Hose-Hydraulic	1				
61	83-6780	Pin-Cylinder (Long)	2				

* Not Illustrated



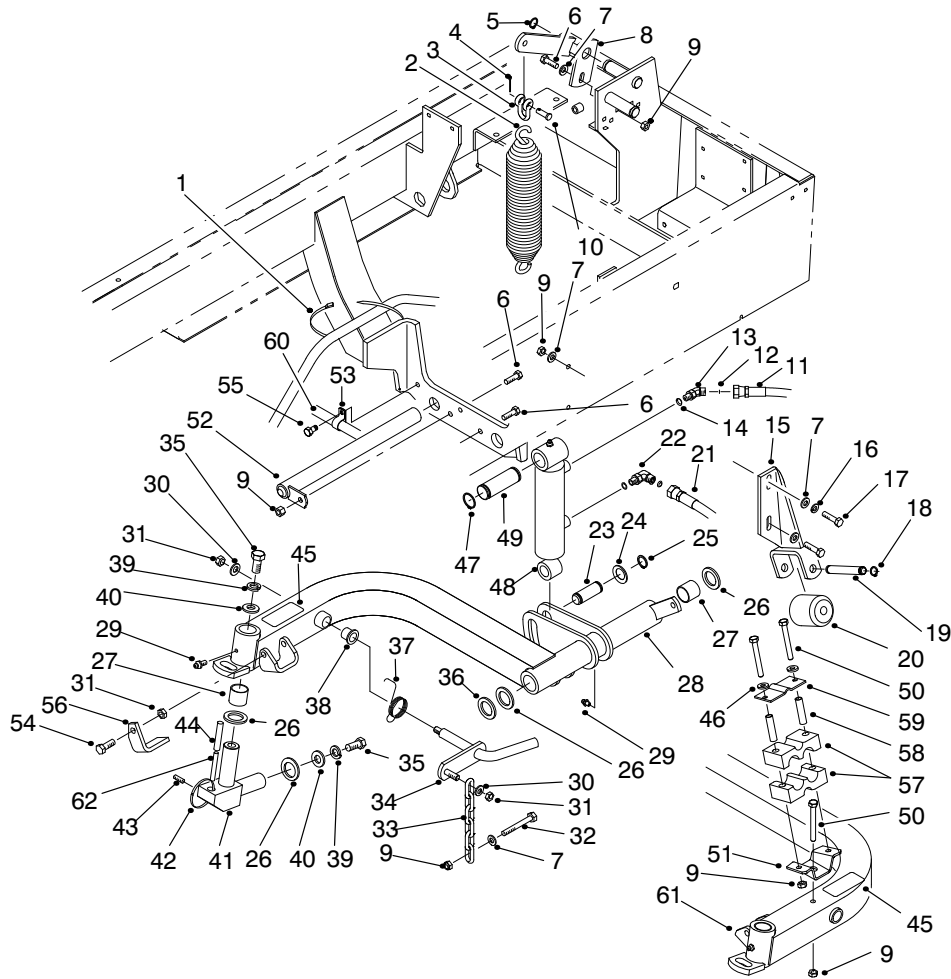
T-1880-4

REAR LIFT ARMS ASSEMBLY

Ref. No.	Part No.	Description	No. Used
1	3290-379	Tie-Cable	4
2	5-0743	Spring-Counterbalance	2
3	282-4	Clevis-Spring	2
4	3272-10	Pin-Cotter	2
5	32151-48	Ring-Retaining	2
6	322-5	Screw-HH	3
7	3256-23	Washer-Flat	10
8	98-4548	Bracket-Spring Rear RH	1
*	98-4536	Bracket-Spring Rear LH	1
9	3296-29	Nut-Lock	11
10	283-6	Pin-Clevis	2
11	75-6070	Hose-Hydraulic (Cap)	1
12	237-78	O-Ring	4
13	340-103	Fitting-Hydraulic 45° (Incl. Ref. #12 & 14)	1
14	237-21	O-Ring	4
15	75-3810	Bracket-Roller	2
16	3253-4	Washer-Lock	2
17	322-6	Screw-HH	4
18	32151-61	Ring-Retaining	4
19	75-5400	Shaft-Roller	2
20	75-5390	Roller	2
21	75-6180	Hose-Hydraulic RH (Rod)	2
*	75-6080	Hose-Hydraulic LH (Rod)	1
22	340-132	Fitting-Hydraulic 90° (Incl. Ref. #12 & 14)	3

Ref. No.	Part No.	Description	No. Used
23	75-5350	Pin-Cylinder Rod End	2
24	3-6498	Washer-Thrust	4
25	32120-93	Ring-Retaining	4
26	256-115	Washer-Thrust	8
27	67-1750	Bushing-Sleeve	8
28	94-5596	Asm-Lift Arm Rear RH (Incl. Ref. #27, 29 & 38)	1
29	302-5	Fitting-Grease	4
30	3256-24	Washer-Flat	4
31	3296-39	Nut-Lock	6
32	322-12	Screw-HH	2
33	5-1096	Chain-Cutting Unit	2
34	75-4590	Rod-Pivot	2
35	325-4	Screw-HH	4
36	93-0142	Bushing-Straight	2
37	75-4520	Spring-Torsion RH	1
*	75-4530	Spring-Torsion LH	1
38	256-287	Bushing-Flange	4
39	3253-7	Washer-Lock	4
40	3256-6	Washer-Flat	4
41	75-3010	Joint-Arm	2
42	3290-378	Tie-Cable	2
43	92-9097	Set Screw	2
44	32121-122	Pin-Roll	2

*Not Illustrated

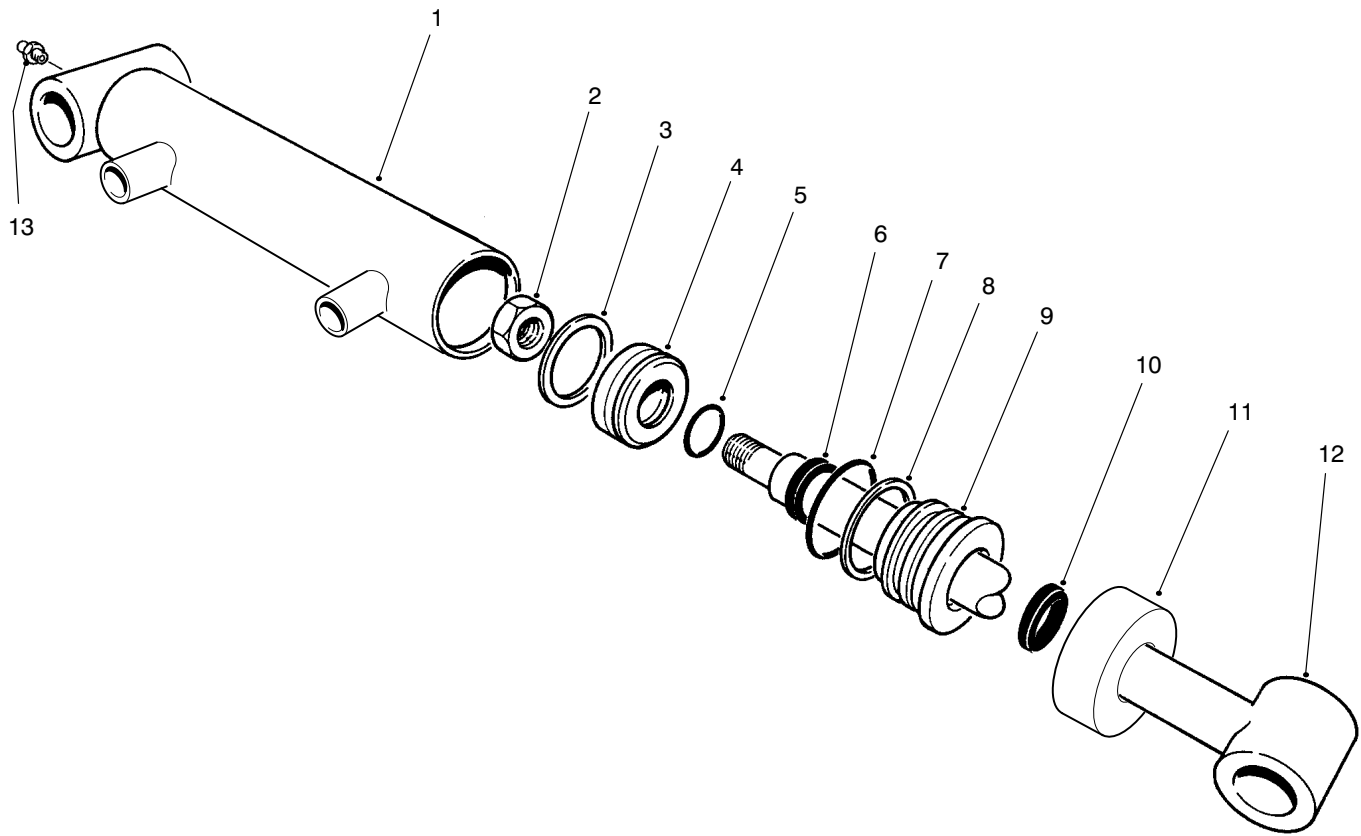


T-1880-4

REAR LIFT ARMS ASSEMBLY (Continued)

Ref. No.	Part No.	Description	No. Used	Ref. No.	Part No.	Description	No. Used
45	93-6696	Decal-Warning	2	*	83-5170	Stop-Reel LH	1
46	3256-70	Washer-Plain	2	57	82-8170	Clamp	2
47	32151-36	Ring-Retaining	4	58	93-7960	Spacer	2
48	93-9311	Asm-Hydraulic Cylinder	2	59	93-7961	Clamp	1
49	75-5360	Pin-Cylinder Cap End	2	61	94-5594	Asm-Lift Arm Rear LH (Incl. Ref. #27, 29 & 38)	1
50	322-13	Screw-HH	3	62	32121-27	Pin-Roll	2
51	94-4919	Bracket-Clamp, Hose	1	*	93-6688	Decal-Hands/Feet (Mounted on Cutting Unit Frames)	2
52	93-0069	Pin-Pivot	2				
54	323-6	Screw-HH	2				
56	93-3640	Stop-Reel RH	1				

*Not Illustrated



T-2114-2

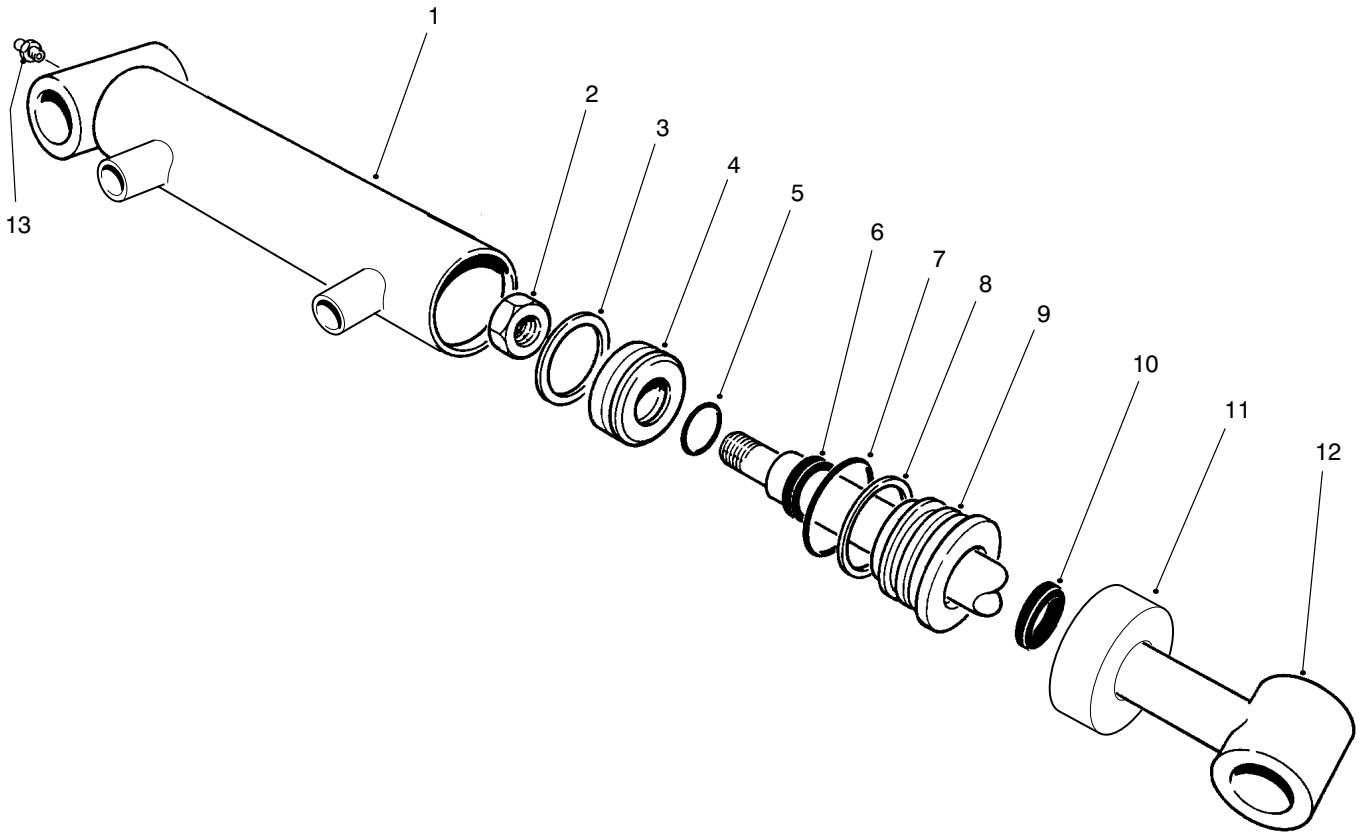
HYDRAULIC CYLINDER NO. 93-9311

Ref. No.	Part No.	Description	No. Used
†1	93-9313	Asm-Barrel	1
2	32152-10	Nut	1
†3		Uni-ring	1
4	70-2780	Piston	1
†5		O-Ring	1
†6		Seal-Rod	1
†7		O-Ring	1
†8		Backup	1

Ref. No.	Part No.	Description	No. Used
9	93-7990	Head	1
†10		Seal-Dust	1
11	93-7991	Collar	1
12	75-3790	Shaft and Tube	1
13	302-5	Fitting-Grease	1
*	86-7330	Seal Repair Kit (Incl. Ref. #3, 5-8 & 10)	1

*Not Illustrated

†Not Serviced Separately



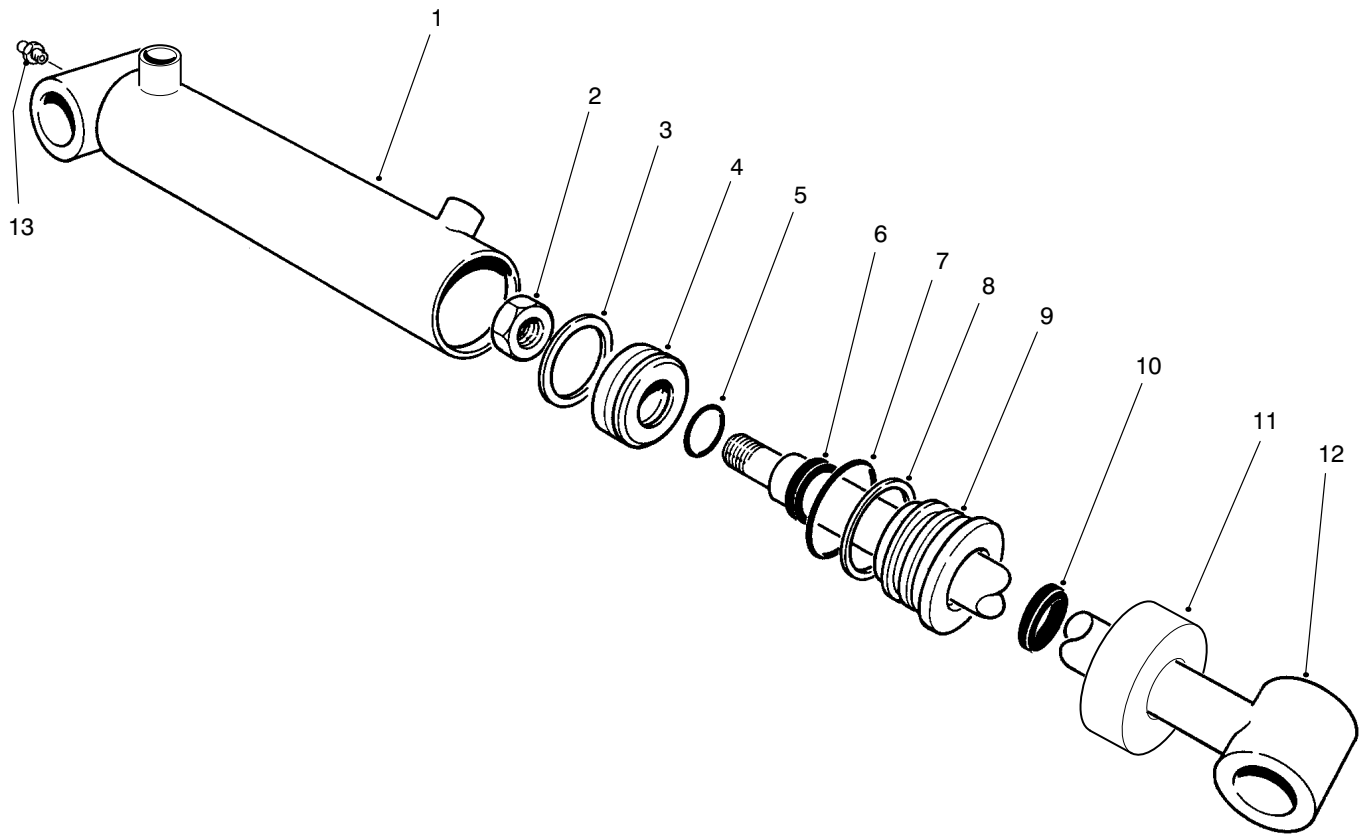
T-2114-2

HYDRAULIC CYLINDER NO. 93-9310

Ref. No.	Part No.	Description	No. Used
1	93-9312	Asm-Barrel	1
2	32152-10	Nut	1
†3		Uni-ring	1
4	70-2780	Piston	1
†5		O-Ring	1
†6		Seal-Rod	1
†7		O-Ring	1
†8		Backup	1

Ref. No.	Part No.	Description	No. Used
9	93-7990	Head	1
†10		Seal-Dust	1
11	93-7991	Collar	1
12	75-3790	Shaft and Tube	1
13	302-5	Fitting-Grease	1
*	86-7330	Seal Repair Kit (Incl. Ref. #3, 5-8 & 10)	1

*Not Illustrated
 †Not Serviced Separately



T-2115-1

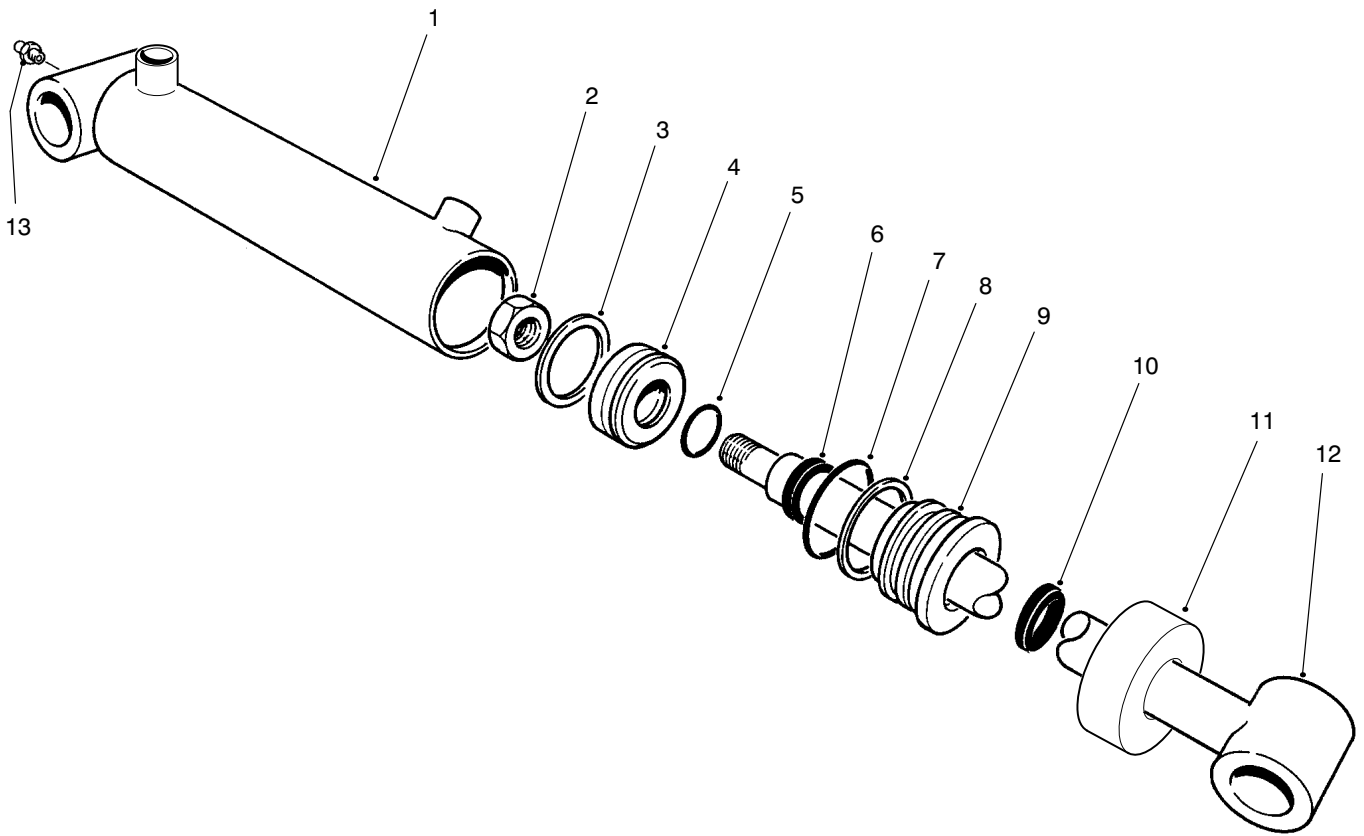
HYDRAULIC CYLINDER NO. 98-8069

Ref. No.	Part No.	Description	No. Used
1	93-7558	Asm-Barrel	1
2	32152-10	Nut	1
†3		Uni-ring	1
4	84-1710	Piston	1
†5		O-Ring	1
†6		Seal-Rod	1
†7		O-Ring	1
†8		Backup	1

Ref. No.	Part No.	Description	No. Used
9	98-7354	Head	1
†10		Seal-Dust	1
11	93-7994	Collar	1
12	84-1740	Shaft and Tube	1
13	302-5	Fitting-Grease	1
*	84-1760	Seal Repair Kit (Incl. Ref. #3, 5-8 & 10)	1

*Not Illustrated

†Not Serviced Separately



T-2115-1

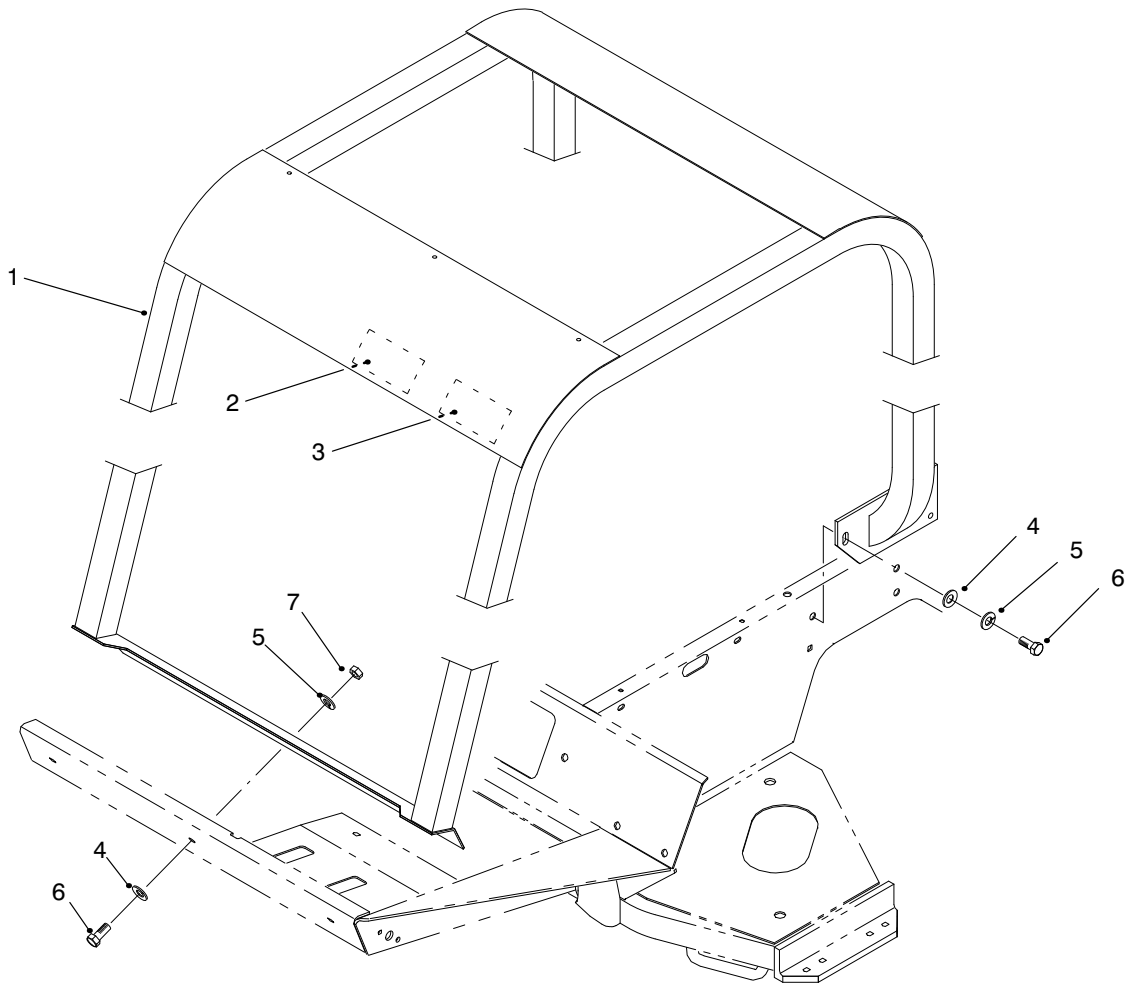
HYDRAULIC CYLINDER NO. 98-8068

Ref. No.	Part No.	Description	No. Used
1	93-7557	Asm-Barrel	1
2	32152-10	Nut	1
†3		Uni-ring	1
4	70-2780	Piston	1
†5		O-Ring	1
†6		Seal-Rod	1
†7		O-Ring	1
†8		Backup	1

Ref. No.	Part No.	Description	No. Used
9	98-7353	Head	1
†10		Seal-Dust	1
11	93-7991	Collar	1
12	75-2120	Shaft and Tube	1
13	302-5	Fitting-Grease	1
*	86-7330	Seal Repair Kit (Incl. Ref. #3, 5-8 & 10)	1

*Not Illustrated

†Not Serviced Separately



T-1959-1

ROLL OVER PROTECTION SYSTEM (R.O.P.S.) (Optional)

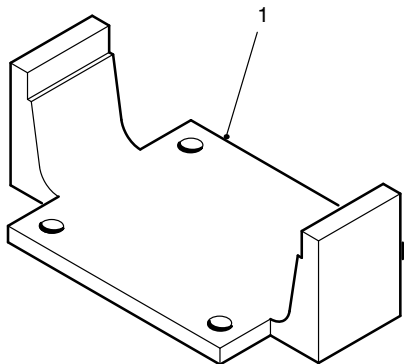
Ref. No.	Part No.	Description	No. Used
1	83-7410	Roll-Bar	1
2	85-9980	Decal-R.O.P.S.	1
2	93-8073	Decal-R.O.P.S. (Europe)	1
3	83-7430	Decal-Danger	1
3	93-8050	Decal-Danger (Europe)	1
3	84-4300	Decal-Danger (Japan)	1
4	3256-26	Washer-Flat	9

Ref. No.	Part No.	Description	No. Used
5	3253-7	Washer-Lock	9
6	325-5	Screw-HH	9
7	3217-9	Nut-Lock	3
*	21-4191	Asm-Seat Belt	1
*	3212-4	Screw-HH	2
*	3253-6	Washer-Lock	2

*Not Illustrated

SPECIAL TOOLS

AXLE TOOL NO. *TOR859920



T-1325-1

Ref. No.	Part No.	Description	No. Used
1		Tool-Axle	1

TORO PART NUMBER INDEX

Part No.	Description	Pg. No.	Ref. No.	Qty.	Part No.	Description	Pg. No.	Ref. No.	Qty.
3-6498	Washer-Thrust	30	22	2	43-6750	Cup-Bearing, Tapered	26	10	1
3-6498	Washer-Thrust	76	24	4	43-6760	Cone-Bearing, tapered	26	9	1
3-6498	Washer-Thrust	74	30	6	43-6810	Spider-Torque	28	5	2
3-6657	Clamp-Cable	7	29	1	44-2210	Asm-Lights, Warning	4	32	1
3-6657	Clamp-Cable	37	51	1	46-6550	Connector-Fuel, Elbow 90°	22	19	1
5-0652	Spacer	6	42	1	46-6560	Grommet	22	20	2
5-0743	Spring-Counterbalance	76	2	2	46-8091	Screw-HH	1	7	4
5-0743	Spring-Extension	74	22	3	47-0110	Spacer-Spindle	36	6	1
5-1096	Chain-Cutting Unit	76	33	2	48-7430	Pre-Cleaner	65	4	1
5-1226	Washer	68	43	2	48-7710	Screw-HH	71	39	4
21-4191	Asm-Belt, Seat	7	50	1	48-7780	Screw-HH	68	48	8
21-4191	Asm-Seat Belt	82	*	1	48-7890	Nut-Hex.	36	22	1
21-7670	Case-Differential	27	33	1	48-8030	Washer-Flat	73	29	1
21-7690	Gear-Pinion	26	6	2	48-9220	Washer-Flat	68	47	8
21-7700	Shaft-Pinion Mate	27	31	1	48-9460	Bolt-HH	69	35	4
21-7710	Pin-Roll	27	30	1	48-9460	Screw-HH	73	27	1
21-7720	Washer-Thrust	26	4	2	48-9460	Screw-HH	71	28	20
21-7730	Washer-Thrust	26	7	2	48-9470	Bolt	70	43	24
21-7770	Screw-Drive Gear	27	32	5	48-9470	Screw-HH	71	10	4
21-8020	Spacer-Front Pinion	27	25	1	48-9480	Screw-HH	68	30	4
21-8090	Diff. Adjust. Shim .003	27	38	A/R	49-6440	Plate-Traction Pedal	6	11	1
21-8100	Diff. Adjust. Shim .005	27	37	A/R	54-9090	Yoke-End	73	7	1
21-8110	Diff. Adjust. Shim .010	27	36	A/R	54-9180	Kit-Universal Joint	73	8	2
21-8120	Diff. Adjust. Shim .030	27	35	A/R	56-2460	Washer-Flat	68	14	2
21-8180	Bearing	28	3	2	57-6390	Nut-Lock	36	24	1
21-8270	Pin-Dowel	26	3	2	61-2790	Screen-Filler	14	3	1
21-8360	Clip-Retaining	28	10	2	62-5550	Decal-TORO	1	1	1
21-8390	Cup-Bearing	27	24	1	62-5550	Decal-Toro	65	7	1
21-9260	Seal-Shaft	4	27	1	62-7400	Decal-TORO	1	16	1
21-9370	Screw-Adjusting	28	7	2	62-7650	Gasket-Sending Unit	22	6	1
21-9380	Nut-Pivot	28	8	2	63-6890	Hinge-Hood RH	1	*	1
21-9390	Socket-Adjusting Screw	28	6	2	63-6900	Hinge-Hood LH	1	17	1
21-9420	Spring-Shoe Return, LH	28	17	2	63-7590	Relay-Starter	33	42	1
21-9430	Spring-Shoe Return, RH	28	18	2	63-7610	Hose-Fuel	22	5	1
21-9440	Spring-Adjusting Screw	28	14	2	63-7640	Unit-Sending	22	7	1
21-9450	Shield-Dust	28	4	2	63-7732	Cable-Brake RH	6	*	1
21-9460	Retainer-Brake, Parking	28	15	4	63-7733	Cable-Brake LH	6	29	1
23-2270	Bushing-Rubber	30	26	1	63-7880	Pin-Brake Latch	6	28	1
23-7270	Nut-Lug	24	2	10	63-7900	Rack-Parking Brake	4	20	1
24-0760	Exchanger-Heat	33	45	1	63-8140	Pulley-Idler	36	46	1
24-8790	Gear-Bevel, Differential	26	5	2	63-8360	Key-Ignition	11	9	1
24-8840	Ring-Bearing, Wheel	28	22	2	63-8410	Washer-Flat	22	24	3
24-9180	Lever, Brake, Parking	28	19	2	63-8410	Washer-Flat	14	37	3
25-8640	Screw-HH	7	25	2	63-9920	Decal-EEC 105	7	46	1
27-2360	Asm-Ignition Switch	11	19	1	65-5100	Handle	1	5	2
27-3710	Dipstick-Axle	25	48	1	66-2330	Base-Battery	65	18	1
27-6852	Shaft-Axle, Flanged RH	28	*	1	66-2920	Washer-Friction	7	32	2
27-6862	Shaft-Axle, Flanged LH	28	1	1	66-2920	Washer-Nylon	12	50	3
28-0670	Seal-Oil	28	13	2	66-2920	Washer-Nylon	2	50	4
28-0680	Drum-Brake	28	11	2	66-3180	Tube-Vent	33	26	1
28-1280	Boot-Cable	65	44	1	66-3240	Cap-Radiator	33	13	1
29-6162	Switch-Neutral	30	6	1	66-4190	Spring	7	37	1
38-3400	Guard-Rubber	18	8	2	66-6480	Washer-Flat	24	44	4
42-6080	Shim-Axle	24	43	A/R	66-8121	Standpipe-Elbow 90°	22	18	1
42-9560	Stud	35	28	4	66-8520	Bumper-Down-stop	8	17	2
42-9600	Washer-Lock	71	9	28	66-8530	Adjuster	8	16	1
42-9600	Washer-Lock	35	17	2	66-8560	Nut-Push	8	11	4
42-9600	Washer-Lock	36	32	14	66-8610	Weldment-Lower	8	10	1
42-9600	Washer-Lock	69	42	24	66-8800	Relay-Glow Plug	34	56	1
42-9850	Washer-Lock	35	12	9	66-9290	Spacer	8	15	6
42-9850	Washer-Lock	36	23	2	66-9770	Seal	5	28	1
42-9850	Washer-Lock	73	28	1	66-9780	Bushing	5	29	1
42-9850	Washer-Lock	71	29	28	66-9860	Upper Cover & Jacket	5	37	1
42-9850	Washer-Lock	69	34	8	66-9870	Plate-Retaining	5	38	1
43-0090	Screw-HH	35	16	2	66-9880	Washer-Retaining Plate	5	39	1
43-0090	Screw-HH	36	31	14	66-9890	Ring-Retaining	5	40	1
43-5930	Washer-Lock	71	14	12	66-9900	Shaft-Input	5	41	1
43-5930	Washer-Lock	36	21	1	66-9970	Kit-Spring	5	*	1
43-6710	Diff. Adjust. Shim .003	26	15	A/R	66-9980	Kit-Seal	5	*	1
43-6711	Diff. Adjust. Shim .005	26	16	A/R	66-9990	Kit-Needle Roller	5	*	1
43-6712	Diff. Adjust. Shim .010	26	17	A/R	67-1630	Spacer-Fan	36	11	1
43-6713	Diff. Adjust. Shim .030	26	18	A/R	67-1750	Bushing-Sleeve	74	9	12

*Not Illustrated

TORO PART NUMBER INDEX (Cont.)

3322-529

Part No.	Description	Pg. No.	Ref. No.	Qty.	Part No.	Description	Pg. No.	Ref. No.	Qty.
67-1750	Bushing-Sleeve	68	13	2	72-5090	Gear-Bevel	69	21	2
67-1750	Bushing-Sleeve	76	27	8	72-5100	Spacer	69	20	2
67-7160	Block-Fuse	11	21	2	72-5130	Vent	69	23	1
67-9410	Washer-Thrust	68	27	2	72-5140	O-Ring	69	25	1
68-5140	Cap-Steering Wheel	4	7	1	72-5150	Plug	69	26	1
68-5370	Decal-TORO	4	5	1	72-5160	Shim .1mm	69	29	1
68-6150	Breather-Hydraulic Tank	14	2	1	72-5170	Shim .15 mm	69	*	1
68-6823	Asm-Axle	68	42	1	72-5180	Shim .5 mm	69	*	1
69-8930	Washer-Flat	20	13	8	72-5190	Shim .8 mm	69	*	1
69-8960	Spacer	20	29	4	72-5200	Shim 1.0 mm	69	*	1
70-2780	Piston	78	4	1	72-5210	Shim 1.2 mm	69	*	1
70-2780	Piston	79	4	1	72-5360	Ring-Retaining	69	19	2
70-2780	Piston	81	4	1	72-5370	Ring-Retaining	69	22	2
70-8570	Breaker-Circuit, 40 Amp	12	*	2	72-5440	Pin-Spring	70	46	1
71-3381	Hose-Fuel	65	37	1	72-5460	O-Ring	69	32	1
71-4330	Seal	27	41	1	72-5540	Case-Knuckle	71	30	2
71-4350	Nut	26	20	1	72-5550	Cover	71	26	2
71-4450	Bolt-Wheel	68	39	10	72-5560	Pin-King, Knuckle	71	20	2
71-4570	Housing-Clutch	73	23	1	72-5570	Shaft-Axle, Outer	71	35	2
71-4580	Clutch-Roller	73	22	2	72-5580	Gear-Bevel	71	5	4
71-4590	Washer-Thrust	73	14	2	72-5590	Retainer-Bearing	71	15	2
71-4740	Asm-Tie Rod End	68	33	2	72-5630	Gasket	71	16	2
71-4760	Seal-Tie Rod End	68	32	2	72-5650	Hub-Wheel	71	34	2
72-3420	Shaft-Slip Yoke	73	9	1	72-5660	Washer-Shaft, Wheel	71	33	2
72-3440	Yoke-Shaft	73	12	1	72-5680	Spacer	71	19	2
72-3560	Decal-4WD	2	54	2	72-5720	Ring-Retaining	71	4	2
72-3570	Shim .094-Diff. Adjust.	26	22	A/R	72-5730	Seal-Oil	71	24	4
72-3571	Shim .096-Diff. Adjust.	26	*	A/R	72-5740	Seal-Oil	71	2	2
72-3572	Shim .098-Diff. Adjust.	26	*	A/R	72-5770	Nut-Castle	71	32	2
72-3573	Shim .100-Diff. Adjust.	26	22	A/R	72-5780	Key	71	36	2
72-3574	Shim .102-Diff. Adjust.	26	*	A/R	72-5790	Screw-HH	71	13	12
72-3575	Shim .104-Diff. Adjust.	26	*	A/R	72-5800	Bolt	69	1	8
72-3576	Shim .106-Diff. Adjust.	26	*	A/R	72-5810	Bolt	69	7	8
72-3577	Shim .108-Diff. Adjust.	26	*	A/R	72-5820	Plug	69	28	1
72-3578	Shim .110-Diff. Adjust.	26	*	A/R	72-5840	Gasket	69	27	1
72-3580	Shim .112-Diff. Adjust.	26	*	A/R	72-9420	Asm-Vent Tube	27	39	1
72-3581	Shim .114-Diff. Adjust.	26	*	A/R	74-0720	Tube-Manual	7	11	1
72-3582	Shim .116-Diff. Adjust.	26	*	A/R	74-3810	Asm-Load Plate	21	9	1
72-3583	Shim .118-Diff. Adjust.	26	*	A/R	74-5520	Clutch-Fan	36	1	1
72-3584	Shim .120-Diff. Adjust.	26	*	A/R	74-5950	Asm-Swell Latch	11	5	1
72-3585	Shim .125-Diff. Adjust.	26	*	A/R	74-5950	Asm-Swell Latch	2	44	3
72-3586	Shim .127-Diff. Adjust.	26	*	A/R	74-9100	Pad-Forward	6	12	1
72-3587	Shim .129-Diff. Adjust.	26	*	A/R	74-9110	Pad-Reverse	6	14	1
72-3588	Shim .131-Diff. Adjust.	26	*	A/R	75-0012	Asm-Transmission	24	34	1
72-3590	Shim .133-Diff. Adjust.	26	*	A/R	75-0020	Housing	29	5	1
72-3591	Shim .135-Diff. Adjust.	26	*	A/R	75-0030	Gasket-Housing	29	46	1
72-3592	Shim .137-Diff. Adjust.	26	*	A/R	75-0040	Center Section	29	18	1
72-3593	Shim .139-Diff. Adjust.	26	*	A/R	75-0060	Plug	29	20	4
72-3594	Shim .141-Diff. Adjust.	26	*	A/R	75-0070	Plug	29	41	1
72-3595	Shim .143-Diff. Adjust.	26	*	A/R	75-0090	Screw-HH	29	9	8
72-3596	Shim .145-Diff. Adjust.	26	*	A/R	75-0110	Screw-HH	29	35	2
72-3597	Shim .147-Diff. Adjust.	26	*	A/R	75-0120	Screw-HH	29	28	1
72-3598	Shim .149-Diff. Adjust.	26	*	A/R	75-0130	Screw-HH	29	24	3
72-3600	Shim .151-Diff. Adjust.	27	22	A/R	75-0140	Spring-Conical	29	26	1
72-4870	Case-Differential	69	24	1	75-0150	Guide-Seal	29	2	1
72-4880	Cover	69	2	1	75-0160	Plug-Pipe	29	47	1
72-4890	O-Ring	69	3	1	75-0170	Plug-Straight Thread	29	19	4
72-4900	Case-Differential	69	8	1	75-0180	Screw-HH	29	36	2
72-4910	Flange-Case, Diff.	69	12	1	75-0190	Plug-Special	29	27	2
72-4930	Gear-Side, Differential	69	9	1	75-0200	Plug-Straight Thread	29	38	2
72-4940	Gear-Side, Differential	69	40	1	75-0210	O-Ring	29	6	2
72-4950	Gear-Pinion, Differential	69	10	2	75-0220	Pin	29	48	2
72-4960	Shim .1 mm	69	5	1	75-0230	Seal-Lip	29	8	1
72-4970	Shim .15 mm	69	*	1	75-0240	O-Ring	29	21	6
72-4980	Shim .5 mm	69	*	1	75-0250	Pin-Slotted	29	54	1
72-4990	Shim .8 mm	69	*	1	75-0260	Valve-Relief	29	23	4
72-5000	Shim 1.0 mm	69	*	1	75-0270	Spring	29	39	1
72-5010	Shim 1.2 mm	69	*	1	75-0280	Spring	29	42	1
72-5020	Shaft-Pinion	70	47	1	75-0290	Spring	29	22	2
72-5030	Pin-Dowel	70	45	2	75-0310	Shim	29	40	1
72-5040	Washer-Gear, Diff.	69	11	1	75-0320	Nipple	29	37	1
72-5090	Gear-Bevel	71	18	2	75-0330	Seal-Lip	29	34	1

*Not Illustrated

TORO PART NUMBER INDEX (Cont.)

Part No.	Description	Pg. No.	Ref. No.	Qty.	Part No.	Description	Pg. No.	Ref. No.	Qty.
75-0340	Bearing-Needle	29	33	1	75-3810	Bracket-Roller	76	15	2
75-0350	Pin	29	31	1	75-3860	Fender-LH	1	29	1
75-0360	Gerotor	29	30	1	75-4080	Plate-Traction	30	15	1
75-0370	O-Ring	29	29	1	75-4100	Control-Pump	30	25	1
75-0380	Plate-Valve	29	15	1	75-4130	Plate-Switch	30	7	1
75-0390	Plate-Swash	29	12	1	75-4180	Pin-Rear Axle	68	44	1
75-0400	Plate-Thrust	29	13	2	75-4360	Bracket-Switch	7	8	1
75-0410	O-Ring	29	3	1	75-4370	Bracket-Switch (Seat)	7	3	1
75-0430	Ring-Retaining	29	1	1	75-4400	Adaptor-Transmission	31	8	1
75-0440	Shaft-Motor	29	45	1	75-4450	Hub-Fan Drive	36	9	1
75-0450	Collar	29	50	1	75-4520	Spring-Torsion RH	76	37	1
75-0460	Bearing-Ball	29	51	2	75-4530	Spring-Torsion LH	76	*	1
75-0470	Kit-Cylinder Block	29	14	2	75-4550	Shaft-Center Arm Pivot	74	27	1
75-0480	Pin	29	10	2	75-4590	Rod-Pivot	76	34	2
75-0500	Bearing-Needle	29	16	2	75-4700	Hose-Fuel	22	12	1
75-0510	Pin	29	17	1	75-4701	Hose-Fuel Vent	33	28	1
75-0520	Bearing-Ball	29	4	1	75-4720	Fitting-Hydraulic 90°	24	26	1
75-0550	Strainer-Suction	14	29	1	75-5200	Bracket-Spring RH	74	*	1
75-0560	Asm-Steering Wheel	4	4	1	75-5210	Bracket-Spring Center	74	16	1
75-0570	Cable-Hood	1	21	1	75-5220	Bracket-Spring LH	74	*	1
75-0600	Asm-Steering Valve	4	26	1	75-5310	Spacer-Bearing	36	8	1
75-0610	Tread-Foot RH	2	*	1	75-5350	Pin-Cylinder Rod End	76	23	2
75-0620	Tread-Foot LH	2	39	1	75-5350	Pin-Cylinder Rod End	74	31	3
75-0630	Tread-Foot Center	2	37	1	75-5360	Pin-Cylinder Cap End	77	49	2
75-0640	Tread-Footrest RH	2	*	1	75-5390	Roller	76	20	2
75-0650	Tread-Footrest LH	2	35	1	75-5400	Shaft-Roller	76	19	2
75-0721	Housing-Lower	27	34	1	75-5410	Bracket-Arm	75	53	2
75-0920	Cartridge-Relief 3000 psi	17	13	1	75-5470	Spacer	30	12	2
75-0930	Hook-Oil Cooler	33	6	4	75-5720	Hose-Hydraulic	14	19	1
75-1040	Cooler-Oil	34	52	1	75-5740	Box-Control	11	24	1
75-1100	Support-Axle	68	5	1	75-5780	Hinge-Cover	2	51	1
75-1180	Manifold	19	7	2	75-5780	Hinge-Cover	12	59	1
75-1180	Manifold-Hydraulic	18	23	1	75-5810	Tool Box	1	26	1
75-1210	Nut-Lock	72	2	1	75-5890	Hose-Hydraulic	18	10	1
75-1220	Piston	72	3	1	75-5890	Hose-Hydraulic	74	28	2
75-1250	Seal Kit	72	6	1	75-5890	Hose-Hydraulic	16	35	1
75-1260	Head-Internal	72	4	1	75-5900	Hose-Hydraulic	16	30	1
75-1300	Asm-Hydraulic Filter Head	14	31	1	75-5900	Hose-Hydraulic	75	47	1
75-1310	Element-Hydraulic Filter	14	34	1	75-5910	Hose-Hydraulic	18	11	1
75-1330	Filter-Oil	24	31	1	75-5910	Hose-Hydraulic	75	60	1
75-1340	Valve-Power Steering	5	*	1	75-5940	Hose-Hydraulic	18	9	1
75-1390	Panel-Access	2	38	1	75-5940	Hose-Hydraulic AUX	4	23	1
75-1410	Panel-Floor	2	36	1	75-6070	Hose-Hydraulic	19	15	1
75-1420	Cover-Steering Tower	1	2	1	75-6070	Hose-Hydraulic (Cap)	76	11	1
75-1430	Asm-Brake Pedal RH	6	35	1	75-6080	Hose-Hydraulic	19	14	1
75-1440	Pedal-Brake LH	6	33	1	75-6080	Hose-Hydraulic LH (Rod)	76	*	1
75-1470	Shaft-Brake Pedal	6	36	1	75-6130	Hose-Hydraulic	14	9	1
75-1490	Rod-Parking Brake	4	13	1	75-6180	Hose-Hydraulic	19	1	2
75-2010	Cartridge-Relief 2000 psi	17	14	1	75-6180	Hose-Hydraulic RH (Rod)	76	21	2
75-2120	Shaft and Tube	81	12	1	75-6220	Hose-Hydraulic	68	23	1
75-2170	Tube-Pump Control	6	37	1	75-6230	Hose-Hydraulic	68	24	1
75-2810	Clamp-Steering Valve	4	3	1	75-6230	Hose-Hydraulic RT	4	18	2
75-2851	Hose-Expansion Tank	33	16	1	75-6240	Hose-Hydraulic	31	14	1
75-2970	Pedal-Traction	6	13	1	75-6240	Hose-Hydraulic IN	4	19	1
75-3000	Asm-Seat Suspension	7	39	1	75-6250	Hose-Hydraulic	14	17	1
75-3010	Joint-Arm	76	41	2	75-6250	Hose-Hydraulic OUT	4	25	1
75-3010	Joint-Arm	75	54	3	75-6260	Cover-Tool Box	2	47	1
75-3110	Collar-Transmission	24	14	1	75-6270	Cover-Control Box	11	15	1
75-3270	Lever-Traction Pivot	6	8	1	75-6340	Strainer-In-Line	24	41	1
75-3390	Bracket-Backlap	34	55	1	75-6350	Hose	24	28	1
75-3400	Shaft-Seat Pivot	7	15	1	75-6370	Cover-Sensor	75	49	1
75-3430	Rod-Throttle	7	33	1	75-6380	Shaft-Fan	36	3	1
75-3480	Weldment-Upper	8	23	1	75-6490	Lever-Pedal Stop	6	20	1
75-3510	Bolt-Shoulder	8	26	2	75-6510	Lever-Bracket	6	16	1
75-3530	Spring-Compression	8	3	1	75-6550	Disc-Friction	6	17	1
75-3540	Pin-Roll	8	6	1	75-6580	Cable-Pedal	6	7	1
75-3550	Bumper-Seat	8	7	2	75-6640	Fitting-Hydraulic 90°	16	20	2
75-3580	Plate-Mounting, Seat	8	2	1	75-6680	Bar-Weight	65	8	1
75-3680	Rod-Seat	7	20	1	75-6720	Plate-Locating	17	29	2
75-3780	Fan	36	2	1	75-6730	Plate-Detent	17	27	2
75-3790	Shaft and Tube	78	12	1	75-6770	Nut-Jam	17	25	4
75-3790	Shaft and Tube	79	12	1	75-6820	Meter-Hour	11	47	1

*Not Illustrated

TORO PART NUMBER INDEX (Cont.)

3322-529

Part No.	Description	Pg. No.	Ref. No.	Qty.	Part No.	Description	Pg. No.	Ref. No.	Qty.
75-6840	Knob-Knurled	2	42	4	85-4340	Plate-Sensor Mounting	24	11	1
75-6850	Tube-Oil Fill	24	47	1	85-4350	Sensor-Gear Tooth	24	5	1
75-6870	Hose-Hydraulic Suction	14	28	1	85-4420	Gauge-Speedometer	11	2	1
75-6870	Hose-Suction	31	1	1	85-4491	Lamp-Diagnostic	12	57	1
75-6880	Screen-Spark Arrester	35	*	1	85-4650	Connector-Loop Back	12	*	1
75-6930	Valve-SCR	29	52	1	85-4750	Display-Diagnostic-ACE	9	2	1
76-1910	Shaft-Pivot	8	12	2	85-9900	Plate-Spring Anchor	30	16	1
76-1920	Bushing-Sleeve	8	9	4	85-9910	Eyebolt	30	27	1
76-1930	Knob-Tension Adjustment	8	19	1	85-9980	Decal-R.O.P.S.	82	2	1
76-1940	Spring-Extension	8	14	2	86-7220	Gear-Pinion	24	37	1
76-2460	Asm-Bearing	73	5	1	86-7230	Gear-Spur	26	14	1
76-2940	Bumper-Rubber	8	8	2	86-7330	Seal Repair Kit	78	*	1
76-4690	Asm-Axle Coupling	73	15	1	86-7330	Seal Repair Kit	79	*	1
76-8640	Stud-Traction	30	23	1	86-7330	Seal Repair Kit	81	*	1
76-8730	Decal-Bolt Torque	24	1	2	86-7520	Asm-Trunnion Cover RH	29	7	1
76-9430	Spring-Extension	30	8	1	86-7530	Asm-Trunnion Cover LH	29	49	1
77-2870	Weldment-Hanger	8	18	1	86-7540	Shaft-Pump	29	11	1
80-4860	Pin-Clevis	8	1	1	86-7550	Connector-Cover (2 Way)	12	*	2
82-6490	Hose-Hydraulic	75	65	1	86-7560	Connector-Cover (3 Way)	12	*	3
82-6910	Screw-HH	68	26	4	86-9190	Hose-Hydraulic	16	14	2
82-8170	Clamp	20	35	4	87-5100	Washer-Snubbing	36	29	4
82-8170	Clamp	77	57	2	88-6960	Cartridge-4W/2P S7, S8, S9	17	19	3
82-8170	Clamp-Hose	74	8	8	88-7020	Cartridge-N.O. S1, S2	17	3	2
82-8170	Clamp-Rubber	18	20	4	88-9190	Solenoid-20 Watt	17	4	6
82-8520	Detent ASM Kit	17	*	2	88-9200	Solenoid-28 Watt	17	8	3
82-9060	Adjuster W/Handle	8	13	1	92-1180	Asm-Seat	7	45	1
83-1030	Mount-Engine	36	37	4	92-1773	Screw-HH	26	11	4
83-1050	Washer-Mount, Engine	36	36	4	92-2379	Clamp	22	35	2
83-4780	Housing-Charge Pump	29	32	1	92-2379	Clamp-Hose	33	14	1
83-4900	Shaft-Traction	73	31	1	92-2379	Clamp-Hose	65	29	1
83-4910	Coupler-Pinion	27	40	1	92-2581	Asm-Switch Arm	30	21	1
83-4930	Arm-Steering LH	68	31	1	92-4808	Sleeve-Trans. Pilot	24	15	1
83-4950	Arm-Steering RH	68	46	1	92-4846	Asm-Trans. Support	24	39	1
83-4970	Bracket-Bearing	73	3	1	92-4999	Fitting-Hydraulic 90°	34	51	2
83-5010	Asm-Tie Rod	68	*	1	92-5524	Decal-Noise Rating, 90	7	47	1
83-5020	Asm-Tube & Clamp	68	12	1	92-5720	Controller-Electronic	11	31	1
83-5030	Asm-Hydraulic Cylinder	68	28	1	92-5751	Decal-Hood Trim LH	1	23	1
83-5040	Washer	68	15	1	92-5752	Decal-Hood Trim RH	1	*	1
83-5100	Support-Cylinder	68	17	1	92-5797	Gasket-Axle	24	10	1
83-5110	Stop-Axle	68	6	2	92-6315	Cartridge-N.C. S6	17	22	1
83-5130	Spacer-Pinion	26	21	1	92-6533	Kit-Cushion, Replacement	7	44	1
83-5150	Pin-Cylinder	68	18	1	92-6534	Shell-Seat	7	43	1
83-5160	Shim	68	29	2	92-8001	Sensor-Reed Switch	7	6	1
83-5170	Stop-Reel LH	77	*	1	92-8002	Sensor-Reed Switch	74	12	1
83-5180	Shim-Axle	68	35	2	92-8020	Adapter-Breather	14	26	3
83-5190	Asm-Drive Shaft	73	*	1	92-8753	Magnet-Reed Switch	7	5	1
83-5260	Tube-Slip Yoke	73	11	1	92-8754	Actuator-Reed Switch	75	51	1
83-5270	Tube-Axle, RH	69	16	1	92-8775	Kit-Gasket, Liquid	28	*	1
83-5280	Axle-RH	69	17	1	92-8795	Asm-Body	21	10	1
83-5290	Tube-Axle, LH	70	44	1	92-8796	Pin-Dowel	21	14	2
83-5310	Axle-LH	69	41	1	92-8863	Kit-Repair	21	*	1
83-5330	Washer-Bearing	69	38	1	92-9096	Asm-Hose	15	46	1
83-5340	Nut-Bearing	69	37	1	92-9096	Hose-Hydraulic	18	22	1
83-5350	Case-Bearing	69	33	1	92-9097	Set Screw	76	43	2
83-5360	Seal-Oil	69	36	1	92-9097	Set Screw	75	69	3
83-5370	Asm-Ring & Pinion	70	*	1	92-9098	Manifold-Tank	14	14	1
83-5380	Asm-Piston Rod	72	5	1	93-0005	Strip-Foam, Top	33	11	1
83-6780	Pin-Cylinder (Long)	75	61	2	93-0021	Asm-Throttle Cable Swivel	7	26	1
83-6790	Pin-Cylinder (Short)	74	43	1	93-0025	Shield-Radiator	33	33	1
83-7410	Roll-Bar	82	1	1	93-0030	Asm-Cooler Mount RH	33	9	1
83-7430	Decal-Danger	82	3	1	93-0032	Housing-Front Screen	33	2	1
83-7460	Spacer-Wheel	68	41	2	93-0069	Pin-Pivot	77	52	2
83-7470	Shim	73	2	2	93-0071	Asm-Cooler Mount LH	33	*	1
84-1710	Piston	80	4	1	93-0075	Hose-Hydraulic	24	30	1
84-1740	Shaft and Tube	80	12	1	93-0075	Hose-Trans. to Cooler	34	*	1
84-1760	Seal Repair Kit	80	*	1	93-0076	Hose-Hydraulic	24	21	1
84-3260	Decal-Backlap (Japan)	34	53	1	93-0076	Hose-Trans. to Cooler	34	46	1
84-4300	Decal-Danger (Japan)	82	3	1	93-0077	Hose-Cooler, RH	34	49	1
84-8320	Insert-Hinge	74	10	4	93-0077	Hose-Hydraulic	14	30	1
84-8590	Asm-Shoe & Lining	28	16	4	93-0078	Hose-Cooler, LH	34	*	1
84-8600	Set of Lined Brake Shoes	28	*	1	93-0078	Hose-Hydraulic	16	21	1
85-4330	Cover-Gear	24	9	1	93-0081	Strip-Seal	1	9	1

*Not Illustrated

TORO PART NUMBER INDEX (Cont.)

Part No.	Description	Pg. No.	Ref. No.	Qty.	Part No.	Description	Pg. No.	Ref. No.	Qty.
93-0082	Grommet	34	58	2	93-6698	Decal-Warning	1	24	1
93-0083	Plate-Valve	29	44	1	93-6699	Decal-Fast/Slow	6	18	1
93-0089	Bracket-Mount LH, Cooler	33	*4	1	93-7276	Decal-Danger	65	20	1
93-0090	Bracket-Mount RH, Cooler	33	4	1	93-7480	Bulb-LED	4	35	1
93-0095	Bracket-Eng. Front	37	59	2	93-7488	Reservoir-Hydraulic	14	1	1
93-0097	Valve-SCR	29	25	1	93-7498	Plug-Plastic	14	6	1
93-0118	Hose-Hydraulic	19	9	2	93-7499	Gasket-Flange	14	5	1
93-0118	Hose-Hydraulic	18	12	1	93-7557	Asm-Barrel	81	1	1
93-0118	Hose-Hydraulic	16	33	1	93-7558	Asm-Barrel	80	1	1
93-0119	Hose-Hydraulic	18	13	1	93-7579	Fender-RH	1	3	1
93-0119	Hose-Hydraulic	14	21	1	93-7587	Bracket-Fuse Block	11	23	1
93-0139	Manifold-Hydraulic	18	17	1	93-7588	Cover-Tank	14	8	1
93-0140	Grommet	7	10	1	93-7840	Decal-Radiator Cap	33	37	1
93-0142	Bushing-Straight	76	36	2	93-7960	Spacer	18	19	4
93-0143	Cartridge-Relief 250 psi	18	18	1	93-7960	Spacer	20	34	4
93-1374	Latch-Swell	33	1	2	93-7960	Spacer	74	36	6
93-1375	Motor-Hydraulic	20	21	5	93-7960	Spacer	77	58	2
93-1396	Coupler-Trans.	31	7	1	93-7961	Clamp	18	28	2
93-2042	Hose-Fuel	22	10	1	93-7961	Clamp	77	59	1
93-3102	Cap-Fuel Tank	22	21	1	93-7961	Clamp-Case Drain	20	33	2
93-3163	Spring	8	28	2	93-7961	Clamp-Rubber	74	34	3
93-3164	Cap	8	27	2	93-7990	Head	78	9	1
93-3165	Bracket	8	29	1	93-7990	Head	79	9	1
93-3604	Gasket	31	6	1	93-7991	Collar	78	11	1
93-3609	Bolt-Special	5	36	4	93-7991	Collar	79	11	1
93-3614	Asm-Cover	21	4	1	93-7991	Collar	81	11	1
93-3615	Asm-Drive Shaft	21	7	1	93-7994	Collar	80	11	1
93-3616	Asm-Idler Gear	21	6	1	93-8050	Decal-Danger (Europe)	82	3	1
93-3617	Asm-Differential	27	*	1	93-8051	Decal-Warning	2	48	1
93-3618	Asm-Gear & Pinion	27	*	1	93-8052	Decal-Instructions (Europe)	65	40	1
93-3619	Upper Housing	27	26	1	93-8053	Decal-ECU	12	61	1
93-3623	Strip-Sealing, Radiator	34	61	2	93-8060	Decal-Danger	7	17	1
93-3624	Plate-Retaining	34	62	2	93-8073	Decal-R.O.P.S. (Europe)	82	2	1
93-3625	Spring-Joystick Return	12	58	1	93-8742	Pad-Brake	6	26	2
93-3626	Bracket-Hose	2	41	1	93-8744	Rivet	2	52	3
93-3640	Stop-Reel RH	77	56	1	93-8744	Rivet	12	60	3
93-3642	Tube-Hydraulic	31	13	1	93-9151	Fitting-Hydraulic	20	30	4
93-3642	Tube-Hydraulic	16	38	1	93-9164	Indicator-Service	65	24	1
93-3643	Tube-Hydraulic	31	12	1	93-9310	Asm-Hydraulic Cylinder	75	46	1
93-3643	Tube-Hydraulic	16	39	1	93-9311	Asm-Hydraulic Cylinder	77	48	2
93-3664	O-Ring	69	14	2	93-9312	Asm-Barrel	79	1	1
93-3665	O-Ring	69	15	2	93-9313	Asm-Barrel	78	1	1
93-3666	Gear Box-Axle	71	23	2	94-1414	Valve-Vacuator	66	4	1
93-3667	Case-Knuckle	71	38	2	94-1416	Asm-Adapter, Indicator	65	27	1
93-3668	Washer-Thrust	71	21	2	94-2685	Cartridge-N.C. S3, S4, S5	17	7	3
93-3669	Bearing-Needle	71	22	2	94-3510	Asm-Fuel Tank	22	22	1
93-3670	O-Ring	71	1	4	94-4514	Bracket-Engine RH Rear	36	26	1
93-3671	Pin-Dowel	71	7	4	94-4916	Asm-Hose Drain	15	48	1
93-3672	Arm-Knuckle	71	8	2	94-4916	Asm-Hose, Drain, Return	20	26	1
93-4268	Kit-Flange	32	*	1	94-4917	Asm-Tube, Drain #2, 3	20	24	1
93-4277	Kit-Valve	32	19	1	94-4918	Asm-Tube, Pressure #2, 3	20	23	1
93-4278	Pin-Dowel	32	4	4	94-4919	Bracket-Clamp, Hose	77	51	1
93-4279	Plate-Distance	32	13	2	94-4920	Plate-Mounting Valve	19	16	1
93-4280	Coupling	32	9	2	94-5020	Knob	17	24	2
93-4281	Pin-Dowel	32	22	4	94-5027	Spring-Detent	17	31	2
93-4282	Block-Valve	32	18	1	94-5386	Decal-Turf Defender, Diag.	9	1	1
93-4283	Bolt	32	17	4	94-5438	Seal-Solenoid	17	23	10
93-6668	Decal-Battery	65	19	1	94-5594	Asm-Lift Arm Rear LH	77	61	1
93-6682	Panel-Tower	4	10	1	94-5596	Asm-Lift Arm Rear RH	76	28	1
93-6684	Decal-Backlap	34	53	1	94-5598	Asm-Lift Arm RH	74	1	1
93-6686	Decal-Hyd. Oil	1	4	1	94-5800	Asm-Lift Arm LH	74	32	1
93-6686	Decal-Oil	18	7	1	94-5802	Asm-Lift Arm, Center	74	40	1
93-6687	Decal-No Step	75	62	2	94-5808	Asm-Carrier Frame	74	44	1
93-6688	Decal-Hands/Feet	75	*	3	94-6031	Fitting-Hydraulic	20	25	1
93-6688	Decal-Hands/Feet	77	*	2	94-6343	Decal-Wire I.D.	12	*70	1
93-6689	Decal-No Riders	1	32	2	94-6767	Decal-Fuses	11	27	1
93-6691	Decal-Bolt	24	17	1	94-6933	Asm-Front Axle	24	46	1
93-6692	Decal-Starting Fluid	65	3	1	94-6934	Screw-HSH	28	21	8
93-6693	Decal-Floor Plate	18	6	1	94-6935	Nut-Lock	28	12	8
93-6696	Decal-Warning	74	33	3	94-6936	Washer-Flat	28	23	8
93-6696	Decal-Warning	77	45	2	94-7343	Clamp-Battery	65	17	1
93-6697	Decal-Lube	68	36	1	94-8060	Decal-Turf Defender, Diag.	9	1	1

*Not Illustrated

TORO PART NUMBER INDEX (Cont.)

3322-529

Part No.	Description	Pg. Ref. No. No. Qty.	Part No.	Description	Pg. Ref. No. No. Qty.
94-8061	Decal-Turf Defender, Diag.	9 1 1	98-4598	Cable-Battery (Ground)	36 17 1
94-8062	Decal-Turf Defender, Diag.	9 1 1	98-4599	Asm-Battery Cable (+)	65 13 1
94-8063	Decal-Turf Defender, Diag.	9 1 1	98-7353	Head	81 9 1
94-8064	Decal-Turf Defender, Diag.	9 1 1	98-7354	Head	80 9 1
94-8065	Decal-Turf Defender, Diag.	9 1 1	98-7428	Gasket	38 2 1
94-8066	Decal-Turf Defender, Diag.	9 1 1	98-7430	O-Ring	42 1 2
94-8067	Decal-Turf Defender, Diag.	9 1 1	98-7449	Screw-Set	45 6 1
94-8068	Decal-Turf Defender, Diag.	9 1 1	98-7473	Ball	46 11 3
94-8069	Decal-Turf Defender, Diag.	9 1 1	98-7487	Plug	38 18 2
94-8070	Decal-Turf Defender, Diag.	9 1 1	98-7496	Bolt	41 24 3
94-8103	Screw-HH	11 39 4	98-7507	Plug	38 3 1
94-8104	Switch-Micro	11 38 2	98-7509	O-Ring	38 10 1
94-9157	Fuse-4A	11 20 1	98-7509	O-Ring	40 12 1
94-9411	Dipstick	14 4 1	98-7523	Plug-Drain	39 8 1
95-1821	Spring-Compression	4 12 1	98-7524	Gasket	39 9 1
95-4275	Hose-Fuel	65 38 1	98-7527	O-Ring	39 3 1
95-4276	Hose-Fuel	22 17 1	98-7534	Nut	49 14 1
95-5642	Kit-Seal	17 * 3	98-7539	Cap-Sealing	38 12 1
95-5645	Kit-Seal	17 * 10	98-7540	Plug	40 11 2
98-2195	Asm-Lift Control	11 37 1	98-7540	Plug	38 15 3
98-2350	Asm-Seat Plate	7 16 1	98-7547	O-Ring	41 11 2
98-2352	Frame-Seat	7 28 1	98-7562	Washer-Flat	41 17 1
98-2353	Bracket-Seat Latch	7 36 2	98-7568	Bolt	44 5 9
98-2354	Latch-Seat	7 35 1	98-7572	Nut	41 1 1
98-4507	Radiator	33 12 1	98-7572	Nut	50 3 2
98-4510	Hose-Air Cleaner	65 33 1	98-7572	Nut	54 7 2
98-4510	Hose-Air Cleaner	37 65 1	98-7585	Bolt	43 1 1
98-4511	Hose-Radiator Upper	33 18 1	98-7601	Seal-Oil	54 16 1
98-4512	Hose-Radiator Lower	33 24 1	98-7602	Pin-Spring	54 4 2
98-4513	Bracket-Eng. Left Rear	37 58 2	98-7605	Bolt	64 3 3
98-4515	Bracket-Engine LH Rear	36 25 1	98-7605	Bolt	48 23 3
98-4517	Asm-Air Cleaner	65 2 1	98-7645	Bolt	49 11 1
98-4518	Bracket-Air Cleaner	65 25 1	98-7654	Gasket	49 5 2
98-4521	Decal-Reelmasterr 5200D	1 10 2	98-7654	Gasket	55 14 1
98-4525	Bracket-Mount, Air Cleaner	65 10 1	98-7654	Gasket	54 19 1
98-4527	Pipe-Engine Exhaust	35 10 1	98-7671	Clip-Pipe	55 7 2
98-4530	Support-Fan, Engine	36 41 1	98-7676	Gasket	55 12 3
98-4536	Bracket-Spring Rear LH	76 * 1	98-7677	Seat-Heat	55 13 3
98-4539	Bracket-Engine LH Front	36 39 1	98-7682	Clamp-Pipe	55 16 2
98-4543	Bracket-Engine Mount RH	36 40 1	98-7683	Clamp-Pipe	55 2 2
98-4547	Plate-Mount, Fan	37 54 1	98-7684	Screw w/washer	55 1 2
98-4548	Bracket-Spring Rear RH	76 8 1	98-7692	Bolt	57 3 1
98-4549	Asm-Frame	2 43 1	98-7692	Bolt	45 8 3
98-4555	Bracket-Muffler	35 2 1	98-7692	Bolt	61 14 3
98-4561	Shield-Alternator	37 63 1	98-7692	Bolt	54 15 1
98-4564	Guard-Flywheel	35 14 1	98-7692	Bolt	41 27 2
98-4571	Shroud-Fan	33 19 1	98-7697	Bolt	57 1 1
98-4572	Bracket-Hose	1 22 1	98-7697	Bolt	59 1 2
98-4573	Screen-Hood	1 12 1	98-7698	Washer-Flat	57 2 1
98-4575	Bracket-Fan Idler	36 42 1	98-7708	Nut	58 1 1
98-4576	Bracket-Reservoir, Water	65 22 1	98-7709	Collar	58 3 1
98-4578	Bracket-Fuel Filter	65 5 1	98-7710	Rotor	58 7 1
98-4579	Asm-Control Manifold	16 6 1	98-7711	Cover-Bearing	58 9 1
98-4581	Asm-Hose, Pressure #2	20 8 1	98-7712	Bearing-Ball	58 8 1
98-4582	Asm-Hose, Pressure #2	20 15 1	98-7713	Washer-Thrust	58 10 1
98-4583	Asm-Hose, Drain #2, 3	20 9 2	98-7715	Plate-Retainer	58 11 1
98-4584	Asm-Hose, Drain	18 1 1	98-7716	Screw-RH	58 6 4
98-4584	Asm-Hose, Drain #5	20 5 1	98-7717	Bolt-Through	58 5 2
98-4585	Asm-Hose, Pressure #1, 5	20 1 1	98-7718	Bearing-Ball	58 12 1
98-4586	Asm-Hose, Pressure #5	16 4 1	98-7719	Frame-End	58 13 1
98-4586	Asm-Hose, Pressure #5	20 6 1	98-7720	Cover-End	58 23 1
98-4587	Asm-Hose Drain #4	18 24 1	98-7721	Asm-Rectifier	58 16 1
98-4587	Asm-Hose, Drain #4	20 16 1	98-7722	Bushing-Insulation	58 17 1
98-4588	Asm-Hose, Pressure #1, 4	20 14 1	98-7723	Holder-Brush	58 24 1
98-4589	Asm-Hose, Pressure #4	20 17 1	98-7724	Brush	58 26 2
98-4589	Asm-Hose, Pressure #4	16 37 1	98-7725	Spring-Brush	58 25 2
98-4590	Asm-Hose Drain #1	18 25 1	98-7726	Screw-RH	58 20 2
98-4590	Asm-Hose, Drain #1	20 20 1	98-7727	Screw-RH	58 27 6
98-4591	Clamp-Hose LH	33 35 1	98-7728	Screw-RH	58 21 1
98-4592	Clamp-Hose RH	33 * 1	98-7729	Bolt	58 22 3
98-4593	Asm-Drive Shaft	35 * 1	98-7730	Nut	58 14 2
98-4594	Clamp-Retainer	37 66 1	98-7731	Bolt	58 15 2

*Not Illustrated

TORO PART NUMBER INDEX (Cont.)

Part No.	Description	Pg. No.	Ref. No.	Qty.	Part No.	Description	Pg. No.	Ref. No.	Qty.
98-7732	Nut	58	18	1	98-9362	Stud	41	4	2
98-7733	Asm-Regulator	58	19	1	98-9362	Stud	54	10	2
98-7737	Nut	57	23	1	98-9363	Stud	41	3	1
98-7741	Asm-Yoke	60	5	1	98-9364	Screw w/washer	42	7	2
98-7742	Asm-Armature	60	3	1	98-9365	Screw-Set	63	7	2
98-7743	Bearing-Ball	60	2	1	98-9366	Washer-Flat	57	8	1
98-7744	Bearing-Ball	60	4	1	98-9367	Washer-Lock	41	2	1
98-7749	Asm-Holder, Brush	60	7	1	98-9367	Washer-Lock	50	2	2
98-7750	Spring-Brush	60	6	4	98-9367	Washer-Lock	51	5	4
98-7751	Gear	60	22	1	98-9367	Washer-Lock	54	8	2
98-7752	Retainer	60	20	1	98-9368	Washer-Lock	57	7	1
98-7753	Roller	60	21	5	98-9369	Clip-Circular, External	53	2	1
98-7754	Spring	60	15	1	98-9370	Clip-Circular, External	63	9	2
98-7755	Ball	60	16	1	98-9371	O-Ring	54	6	1
98-7756	Bolt	60	18	2	98-9372	O-Ring	41	10	2
98-7757	O-Ring	60	24	2	98-9373	O-Ring	46	19	1
98-7758	Asm-Bolt	60	10	2	98-9374	O-Ring	43	4	1
98-7759	Pipe-Drain	60	26	1	98-9375	Pin-Straight	38	5	2
98-7776	Gasket	61	11	1	98-9375	Pin-Straight	46	12	1
98-7777	Bolt	61	9	2	98-9376	Pin-Straight	38	6	2
98-7778	Asm-Thermostat	61	12	1	98-9377	Pin-Straight	38	11	2
98-8068	Asm-Hydraulic Cylinder	75	67	1	98-9378	Key-Feather	45	3	1
98-8069	Asm-Hydraulic Cylinder	74	7	1	98-9379	Plug	38	20	3
98-9302	Plate-Idle Stop	7	49	1	98-9380	Ball	41	13	1
98-9303	Cable-Throttle	7	24	1	98-9381	Bearing-Ball	48	12	1
98-9305	Filter-Water/Fuel Separator	65	34	1	98-9382	Bearing-Ball	48	10	1
98-9306	Cluster-Warning	11	7	1	98-9383	Bearing-Ball	48	7	1
98-9308	Gauge-Temperature	11	8	1	98-9384	Tube-Fuel	51	2	1
98-9309	Clamp-Muffler	35	9	1	98-9385	Washer-Flat	63	2	3
98-9310	Clamp-Muffler	35	5	1	98-9386	Plug	39	10	1
98-9311	Swivel-Cable, Throttle	7	53	1	98-9387	Pin-Pipe	38	21	2
98-9312	Belt-V	36	44	1	98-9388	Joint-Pipe	41	16	1
98-9313	Pulley-Fan	36	5	1	98-9389	Cap-Sealing	40	7	2
98-9314	Plug-Hood	1	27	1	98-9390	Collet-Valve Spring Set	63	17	6
98-9315	Switch-Lock, Hood	3	3	1	98-9391	Screw-Set	63	13	1
98-9316	Bracket-Latch, Hood	3	8	1	98-9392	Bolt	47	2	8
98-9317	Support-Radiator	33	7	1	98-9393	Nut	63	3	3
98-9319	Hood	1	8	1	98-9394	Gear-Ring	47	5	1
98-9321	Ring-key	3	1	1	98-9395	Cap-Sealing	40	9	1
98-9322	Screw-HH	36	15	1	98-9398	Cap-Sealing	38	8	4
98-9322	Screw-HSH	35	26	3	98-9399	Gasket	39	7	1
98-9323	Asm-Expansion Tank	65	43	1	98-9413	Metal-Side (Std.)	46	14	2
98-9335	Plate-Caution	33	21	1	98-9414	Metal-Side (0.2mm)	46	14	2
98-9338	Hose-Fuel	22	16	1	98-9415	Metal-Side (0.4mm)	46	14	2
98-9339	Gauge-Fuel	11	1	1	98-9416	Switch	38	23	1
98-9340	Decal-Service	1	25	1	98-9420	Asm-Pipe, Overflow	55	6	1
98-9342	Decal-Clip (Metric)	7	41	1	98-9421	Valve-Delivery	52	5	3
98-9343	Asm-Hose, Hydraulic	20	38	1	98-9422	Asm-Tappet	52	11	3
98-9344	Asm-Hose, Hydraulic	20	22	1	98-9423	O-Ring	52	2	6
98-9346	Sender-Temp.	35	27	1	98-9424	Spring-Valve, Delivery	52	6	3
98-9346	Switch	61	16	1	98-9425	Gasket-Valve, Delivery	52	7	3
98-9347	Asm-Hose, Pressure #3	16	27	1	98-9426	Pin-Guide, Tappet	52	27	3
98-9347	Asm-Hose, Pressure #3	20	10	1	98-9427	Seat-Spring, Upper	52	15	3
98-9348	Asm-Hose, Pressure #2	16	24	1	98-9428	Spring-Plunger	52	14	3
98-9348	Asm-Hose, Pressure #2	20	27	1	98-9429	Seat-Spring, Lower	52	13	3
98-9350	Bolt	48	5	2	98-9430	Screw	52	23	1
98-9350	Bolt	39	6	22	98-9431	Screw-Air Bleed	55	15	1
98-9351	Bolt	50	7	2	98-9432	Sleeve-Control	52	16	3
98-9351	Bolt	45	15	2	98-9433	Shim	52	12	3
98-9351	Bolt	53	15	2	98-9434	Flange-Sleeve	52	4	3
98-9352	Bolt	44	6	8	98-9436	Asm-Cock, Drain	38	17	1
98-9353	Bolt	64	4	1	98-9436	Gasket-Fuel Pump	50	1	1
98-9353	Bolt	62	8	1	98-9437	Bolt	41	23	1
98-9355	Bolt	64	5	2	98-9438	Stud	51	9	2
98-9355	Bolt	41	20	6	98-9440	Nut-Cap	51	10	2
98-9356	Bolt	61	15	1	98-9442	Screw-Countersunk Hd.	52	26	4
98-9356	Bolt	41	19	2	98-9443	Pin-Joint	52	3	3
98-9357	Bolt	62	9	4	98-9444	Plug	64	6	1
98-9358	Bolt	39	1	1	98-9445	Gasket	52	20	2
98-9359	Bolt	49	12	1	98-9446	Gasket	52	22	1
98-9360	Bolt	57	6	1	98-9447	O-Ring	52	8	3
98-9361	Bolt	51	4	2	98-9449	Plug-Oil Filler	42	2	1

*Not Illustrated

TORO PART NUMBER INDEX (Cont.)

3322-529

Part No.	Description	Pg. No.	Ref. No.	Qty.	Part No.	Description	Pg. No.	Ref. No.	Qty.
98-9450	Pin-Clamp	52	28	1	98-9527	Metal-Crankshaft (0.4mm	46	16	1
98-9451	Gasket	52	19	1	98-9528	Metal-Crankshaft (0.2mm	46	18	1
98-9452	Screw	52	10	6	98-9529	Metal-Crankshaft (0.4mm	46	18	1
98-9453	Pulley-Dynamo	58	2	1	98-9530	Metal-Crankshaft	46	17	2
98-9454	Gasket	42	4	3	98-9531	Metal-Crankshaft	46	17	2
98-9455	Nut-Cap	42	3	3	98-9532	Gear-Crankshaft	46	9	1
98-9456	Shim-Injection (0.2mm)	51	7	1	98-9533	Shaft-Gear, Idle	45	9	1
98-9457	Shim-Injection (0.25mm)	51	7	1	98-9534	Clip-Circular, Idle Gear	45	14	1
98-9458	Shim-Injection (0.30mm)	51	8	1	98-9535	Collar-Gear, Idle	45	10	1
98-9459	Camshaft-Fuel	48	9	1	98-9536	Collar-Gear, Idle	45	13	1
98-9460	Asm-Cylinder Head	40	3	1	98-9537	Bolt-Flywheel	47	3	6
98-9462	Element-Pump	52	1	3	98-9538	Filter-Oil	39	2	1
98-9463	Rack-Control	52	24	1	98-9539	Pin-Pipe	38	9	1
98-9464	Bolt-Joint	52	21	1	98-9540	Asm-Rotor, Oil Pump	41	9	1
98-9465	Plate	52	25	1	98-9541	Cover-Oil Pump	41	8	1
98-9466	Plug	52	18	1	98-9542	Gear-Oil Pump Drive	46	8	1
98-9467	Asm-Pipe, Fuel	51	*	1	98-9543	Seal-Valve	41	14	1
98-9468	Asm-Holder, Nozzle	56	*	3	98-9544	Spring	41	12	1
98-9468	Asm-Holder, Nozzle	55	9	3	98-9545	Band-Pipe	51	1	2
98-9469	Piston (Std.)	46	7	3	98-9547	Cam-Fuel	48	2	1
98-9470	Piston (0.5mm Oversize)	46	7	3	98-9548	Washer	48	3	1
98-9471	Cover-Thermostat	61	10	1	98-9549	Bolt	60	9	2
98-9472	Spring-Return	54	14	1	98-9557	Bolt-Adjusting	49	8	1
98-9473	Pulley-Fan Drive	57	21	1	98-9559	Asm-Weight, Governor	48	19	2
98-9474	Asm-Alternator	58	*	1	98-9560	Shaft-Governor Weight	48	17	2
98-9474	Asm-Alternator	57	19	1	98-9561	Holder-Gear, Governor	48	22	1
98-9479	Bolt-Cylinder Head	40	4	12	98-9562	Holder-Gear, Governor	48	21	1
98-9481	Asm-Case, Gear	41	5	1	98-9563	Sleeve-Governor	48	16	1
98-9482	Seal-Oil	41	22	1	98-9564	Washer-Thrust	48	15	1
98-9483	Seal-Oil	44	7	1	98-9565	Screw-Set	48	13	1
98-9484	Bolt-Bearing Case	44	2	6	98-9566	Shaft-Lever, Fork	53	12	1
98-9485	Bolt-Bearing Case	44	10	2	98-9567	Collar	53	1	1
98-9486	Plate-End, Rear	47	1	1	98-9568	Collar	53	8	1
98-9487	Cover-Bearing Case	44	8	1	98-9569	Cover-Shaft, Fork Lever	53	14	1
98-9488	Plate-Breather Element	42	9	1	98-9570	Bearing-Miniature	53	3	1
98-9489	Plate-Breather Element	42	11	1	98-9571	Bearing-Miniature	53	9	1
98-9490	Oil Shield-Breather	42	8	1	98-9572	Lever-Speed Control	54	5	2
98-9491	Pipe-Breather	42	6	1	98-9573	Stay-Dynamo	57	4	1
98-9492	Joint-Breather Pipe	42	5	1	98-9574	Pipe-Water	62	11	1
98-9493	Element-Breather	42	10	1	98-9575	Asm-Pump, Water	62	1	1
98-9494	Valve-Inlet	63	21	3	98-9576	Asm-Seal	62	5	1
98-9495	Valve-Exhaust	63	20	3	98-9577	Pipe-Return, Water	62	4	1
98-9497	Cap-Valve	63	18	6	98-9578	Pipe-Return, Water	61	2	1
98-9498	Retainer-Valve Spring	63	16	6	98-9579	Band Pipe	61	1	2
98-9499	Guide-Inlet Valve	40	5	3	98-9580	Pipe-Return, Water	61	4	1
98-9500	Guide-Exhaust Valve	40	6	3	98-9581	Impeller-Water	62	6	1
98-9501	Asm-Arm, Rocker	63	5	6	98-9582	Flange-Pump, Water	62	2	1
98-9502	Screw-Adjusting	63	6	6	98-9583	Bearing	62	3	1
98-9503	Nut	63	4	6	98-9584	Pulley-Fan	57	5	1
98-9504	Spring-Rocker Arm	63	12	2	98-9585	Bolt	57	22	1
98-9505	Bracket-Rocker Arm	63	11	3	98-9586	Bolt	41	21	1
98-9506	Stud	63	19	3	98-9588	Stud	64	14	6
98-9507	Washer-Shaft, Rocker Arm	63	10	2	98-9589	Nut	54	1	2
98-9508	Washer-Shaft, Rocker Arm	63	1	2	98-9590	Nut-Cap	48	1	1
98-9509	Push Rod	45	5	6	98-9592	Screw	41	7	5
98-9510	Stopper-Camshaft	45	2	1	98-9593	Washer-Flat	53	10	1
98-9511	Stopper-Fuel, Camshaft	48	6	1	98-9594	Washer-Flat	54	2	2
98-9512	Gear-Cam	45	1	1	98-9595	Key-Woodruff	48	8	1
98-9513	Pin-Piston	46	5	3	98-9596	Joint-Eye	51	3	1
98-9514	Clip-Circular, Piston Pin	46	4	6	98-9597	Plug	38	14	3
98-9515	Bushing-Piston Pin	46	3	3	98-9598	Plug	41	18	2
98-9516	Asm-Rod, Connecting	46	*	3	98-9599	Plug	38	4	1
98-9517	Bolt-Connecting Rod	46	1	6	98-9602	Asm-Coupler, Lock	57	14	1
98-9518	Metal-Crankpin (Std.)	46	2	3	98-9604	Asm-Crankcase	38	19	1
98-9519	Metal-Crankpin (0.2mm	46	2	3	98-9606	Asm-Case, Main Bearing	44	11	1
98-9520	Metal-Crankpin (0.4mm	46	2	3	98-9607	Asm-Case, Main Bearing	44	9	1
98-9521	Collar-Crankshaft	46	20	1	98-9608	Manifold-Inlet	64	2	1
98-9522	Sleeve-Crankshaft	46	13	1	98-9609	Gasket-Manifold, Inlet	64	1	1
98-9523	Metal-Crankshaft (Std.)	46	18	1	98-9610	Gasket-Manifold, Exhaust	64	9	1
98-9524	Metal-Crankshaft (Std. Set)	46	17	2	98-9612	Asm-Shaft, Rocker Arm	63	8	1
98-9525	Metal-Crankshaft (Std.)	46	16	1	98-9613	Gasket-Cylinder Head	40	10	1
98-9526	Metal-Crankshaft (0.2mm	46	16	1	98-9614	Asm-Cover, Cylinder Head	42	13	1

*Not Illustrated

TORO PART NUMBER INDEX (Cont.)

Part No.	Description	Pg. No.	Ref. No.	Qty.	Part No.	Description	Pg. No.	Ref. No.	Qty.
98-9615	Gasket-Head Cover	42	12	1	98-9700	Asm-Terminal	57	9	1
98-9616	Tappet	45	4	6	98-9701	Terminal	57	10	1
98-9617	Asm-Camshaft	45	7	1	98-9702	Sleeve	57	11	1
98-9618	Asm-Piston Ring (Std.)	46	6	3	98-9703	Terminal	57	12	1
98-9619	Asm-Piston Ring (0.5mm)	46	6	3	98-9704	Sleeve	57	13	1
98-9620	Asm-Pipe, Overflow	55	8	1	98-9705	Asm-Starter	60	*	1
98-9630	Pin-Start Spring	38	7	1	98-9705	Asm-Starter	59	2	1
98-9631	Cord-Glow Plug	55	10	1	98-9711	Cord-Stop, Solenoid	60	13	1
98-9632	Gasket-Pump, Water	62	7	1	98-9712	Band-Cover	60	11	1
98-9633	Gasket-Gear Case	41	6	1	98-9713	Asm-Flange, Water	61	3	1
98-9634	Gasket-Bearing Case	44	3	1	98-9716	Pipe-Water	62	12	1
98-9635	Gasket-Bearing Case Cover	44	4	1	98-9717	Clamp	62	10	2
98-9637	Gasket	54	12	1	98-9718	Manifold-Exhaust	64	12	1
98-9638	Gasket-Flange, Water	61	13	1	98-9719	Thermoswitch	61	5	1
98-9640	Cover-Pump	49	13	1	98-9740	Bracket-Support, Fan	37	48	1
98-9641	Cover	41	26	1	98-9741	Bracket-Mount, Fan	37	57	1
98-9642	Asm-Crankshaft	46	*	1	98-9742	Valve-Flow Control	19	13	1
98-9643	Asm-Pump, Injection	51	6	1	98-9742	Valve-Flow Control	16	31	1
98-9643	Asm-Pump, Injection	52	17	1	98-9742	Valve-Flow Control	75	71	1
98-9644	Asm-Shaft, Governor	48	14	1	98-9745	Tube-Exhaust	35	7	1
98-9645	Spring-Start	53	5	1	98-9748	Support-Bracket, Filter	22	30	1
98-9646	Gasket-Oil Pan	39	4	1	98-9749	Bracket-Mount, Throttle	37	47	1
98-9647	Bolt-Cylinder Head	40	13	2	98-9761	Kit-Hydraulic Hose	20	*	1
98-9648	Spring-Valve	63	15	6	98-9763	Asm-Element	66	2	1
98-9649	Asm-Gear, Idle	45	11	1	98-9764	Element-Spin On	67	2	1
98-9650	Bushing-Gear, Idle	45	12	1	98-9765	Yoke-Shaft	35	18	1
98-9652	Holder-Valve, Delivery	52	9	3	98-9766	Kit-U-Joint	35	21	2
98-9653	Pipe-Injection	55	3	1	98-9767	Yoke-Slip Tube	35	24	1
98-9654	Pipe-Injection	55	4	1	98-9768	Yoke-End	35	25	1
98-9655	Pipe-Injection	55	5	1	98-9769	Yoke-Flange	35	23	1
98-9656	Bushing-Governor, Gear	38	1	1	98-9771	Asm-Cover	66	3	1
98-9657	Clip-Circular, Gov. Shaft	48	11	1	98-9772	Head-Filter	67	1	1
98-9658	Asm-Lever, Governor	54	11	1	98-9773	Plug-Base, Filter	67	5	1
98-9659	Lever-Fork	53	11	1	98-9774	O-Ring, Filter Base	67	3	1
98-9660	Lever-Thrust	53	6	1	98-9775	Base-Filter	67	4	1
98-9661	Asm-Plate, Control	54	9	1	98-9776	Plug-Head, Filter	67	8	1
98-9662	Lever-Speed Control	54	3	1	98-9777	Asm-Valve, Drain	67	10	1
98-9663	Lever-Engine Stop	54	17	1	98-9779	Rotary Cartridge Kit	17	30	2
98-9664	Shaft-Stop Lever	54	13	1	98-9781	Fitting-Hydraulic 90°	16	25	1
98-9665	Nut	64	13	6	98-9788	Decal-Instructions	65	40	1
98-9666	Key	46	10	1	98-9794	Muffler	35	1	1
98-9667	Plug	38	16	1	98-9796	Asm-Pump, Gear	31	18	1
98-9668	Plug	38	13	1	98-9797	Kit-Housing, Section 2	32	*	1
98-9669	Gear-Injection Pump	48	4	1	98-9798	Kit-Housing, Section 1	32	*	1
98-9670	Gauge-Oil	43	3	1	98-9799	Kit-Housing, Section 3	32	*	1
98-9671	Guide-Oil Gauge	43	2	1	99-6969	Seal-Oil	28	2	2
98-9672	Asm-Guide, Oil Gauge	43	*	1	99-7714	Frame-Drive End	58	4	1
98-9673	Gear-Governor	48	20	1	99-8301	Nut	56	1	3
98-9674	Packing	49	10	1	99-8302	Washer-Adjusting	56	4	3
98-9675	Plug	38	22	1	99-8303	Spring-Nozzle	56	5	3
98-9676	V-Belt	57	20	1	99-8304	Piece-Distance	56	7	3
98-9677	Asm-Pump, Fuel	50	4	1	99-8305	Push Rod	56	6	3
98-9678	Asm-Apparatus, Idle	49	*	1	99-8306	Nut-Nozzle	56	9	3
98-9679	Asm-Bolt, Adjusting	49	3	1	99-8307	Washer	56	2	3
98-9680	Asm-Lever, Fork	53	*	1	99-8308	Piece-Nozzle	56	8	3
98-9681	Spring-Governor	53	4	1	99-8309	Asm-Washer, Adjusting	56	10	3
98-9682	Gasket	53	13	1	99-8310	Washer-Adj. (0.10mm)	56	*	3
98-9683	Gasket-Solenoid Cover	50	5	1	99-8311	Washer-Adj. (0.20mm)	56	*	3
98-9684	Gasket-Gear Case	41	25	1	99-8312	Washer-Adj. (0.30mm)	56	10	3
98-9685	Oil Pan	39	5	1	99-8313	Washer-Adj. (0.40mm)	56	*	3
98-9688	Metal-Side (Std.)	46	15	2	99-8314	Washer-Adj. (0.50mm)	56	*	3
98-9689	Metal-Side (0.2mm)	46	15	2	99-8315	Washer-Adj. (0.52mm)	56	*	3
98-9690	Metal-Side (0.4mm)	46	15	2	99-8316	Washer-Adj. (0.54mm)	56	*	3
98-9691	Asm-Flywheel	47	4	1	99-8317	Washer-Adj. (0.56mm)	56	*	3
98-9692	Roller	53	7	2	99-8318	Washer-Adj. (0.58mm)	56	*	3
98-9692	Roller	48	18	2	99-8319	Washer-Adj. (0.80mm)	56	*	3
98-9693	Solenoid-Stop	50	6	1	99-8342	Stud	64	11	4
98-9695	Plug-Glow	55	11	3	99-8343	Gasket-Muffler	64	10	1
98-9696	Asm-Coupler	57	18	1	99-8345	Asm-Case, Main Bearing	44	1	1
98-9697	Connector	57	17	1	99-8348	Bolt	54	18	1
98-9698	Connector	57	16	1	99-8349	Extension-Fill, Oil	42	14	1
98-9699	Terminal	57	15	7	99-8350	Key-Switch	3	2	1

*Not Illustrated

TORO PART NUMBER INDEX (Cont.)

3322-529

Part No.	Description	Pg. Ref. No. No. Qty.	Part No.	Description	Pg. Ref. No. No. Qty.
99-8351	Filter-Fuel	22 1 1	237-22	O-Ring	4 14 5
99-8352	Asm-Switch, Toggle	11 16 1	237-22	O-Ring	31 15 1
99-8352	Switch-Backlap	33 44 1	237-22	O-Ring	24 20 2
99-8353	Kit-Individual Pieces	32 * 1	237-22	O-Ring	14 23 6
99-8356	Kit-Head W/Label	23 1 1	237-22	O-Ring	20 36 4
99-8357	Kit-Bowel	23 4 1	237-22	O-Ring	34 47 2
99-8358	Kit-Element	23 2 1	237-30	O-Ring	31 11 2
99-8359	O-Ring	23 3 1	237-30	O-Ring	17 12 1
99-8363	Bolt-HFH	57 24 4	237-30	O-Ring	16 13 7
99-8370	Frame-End	60 8 1	237-30	O-Ring	20 19 19
99-8371	Nut-Hex.	60 12 1	237-42	O-Ring	16 3 2
99-8372	Asm-Switch, Magnetic	60 14 1	237-42	O-Ring	17 5 2
99-8373	Clutch	60 17 1	237-42	O-Ring	67 6 1
99-8374	Frame-Drive End	60 19 1	237-42	O-Ring	74 6 2
99-8375	Cover-Cord	60 23 1	237-42	O-Ring	19 12 2
99-8376	Nut	60 25 1	237-42	O-Ring	18 16 2
99-8377	Nut-Flange	55 17 3	237-42	O-Ring	14 25 4
99-8378	Washer-Plain	55 18 3	237-42	O-Ring	15 49 1
99-8380	Complete Lever & Fork	53 16 1	237-65	O-Ring	14 10 5
99-8382	Nut-Cap	49 2 2	237-65	O-Ring	16 22 1
99-8384	Asm-Cartridge, Oil	41 15 1	237-65	O-Ring	34 50 2
99-8385	Seal-Valve Stem	63 14 6	237-78	O-Ring	17 1 12
99-8386	Nut	49 6 2	237-78	O-Ring	20 2 5
99-8388	Gasket, 10mm Dia	49 7 1	237-78	O-Ring	74 3 6
99-8389	Gasket, 14mm Dia.	49 9 1	237-78	O-Ring	18 4 7
99-8390	Lock-Pipe, Fuel Adjust.	49 1 2	237-78	O-Ring	19 4 8
99-8960	Asm-Main Wire Harness	12 56 1	237-78	O-Ring	16 7 6
99-8961	Panel-Control	11 14 1	237-78	O-Ring	67 7 1
99-8975	Strip-Seal	1 28 1	237-78	O-Ring	76 12 4
99-8980	Asm-Engine	36 18 1	237-78	O-Ring	68 20 2
100-3700	Decal-Diagnostic-ACE	9 1 1	237-78	O-Ring	24 22 1
100-3701	Decal-Diag. (Danish)	9 1 1	237-79	O-Ring	16 9 6
100-3702	Decal-Diag. (Dutch)	9 1 1	237-79	O-Ring	17 10 1
100-3703	Decal-Diag. (Finnish)	9 1 1	237-79	O-Ring	31 17 3
100-3704	Decal-Diag. (French)	9 1 1	237-79	O-Ring	20 18 10
100-3705	Decal-Diag. (German)	9 1 1	237-79	O-Ring	24 18 2
100-3706	Decal-Diag. (Italian)	9 1 1	237-79	O-Ring	14 45 1
100-3707	Decal-Diag. (Japan)	9 1 1	237-80	O-Ring	17 20 1
100-3708	Decal-Diag. (Norwegian)	9 1 1	237-81	O-Ring	14 12 4
100-3709	Decal-Diag. (Portuguese)	9 1 1	237-81	O-Ring	24 25 2
100-3710	Decal-Diag. (Spanish)	9 1 1	237-81	O-Ring	16 26 1
100-3711	Decal-Diag. (Swedish)	9 1 1	237-101	O-Ring	14 7 1
217-120	Rim	25 52 2	237-141	Bumper	1 6 2
217-121	Rim	68 38 2	237-146	O-Ring	31 19 1
218-446	Nut-Locking	11 10 1	237-156	O-Ring	17 16 2
218-447	Washer-E.T.L.W.	11 11 1	237-161	O-Ring	24 36 1
218-498	Nut-Hex.	11 4 2	237-163	O-Ring	31 9 1
218-498	Nut-Lock	34 54 2	237-165	Grommet	68 9 2
218-533	Lens-Red	4 36 1	237-181	O-Ring	25 51 1
218-535	Nut-Lock	4 33 1	240-3	Grommet	34 57 2
218-536	Washer-Lock	4 34 1	240-5	Grommet-Rubber	20 28 4
218-574	Fuse-7.5A	11 20 1	240-11	Grommet	22 23 3
218-578	Fuse-10A	11 20 3	240-11	Grommet	14 39 3
218-589	Washer-Lock	11 29 1	242-34	Stud-Flange, Axle	28 9 10
218-594	Fuse-20A	11 20 1	2411-36	Bearing-Rod End	6 2 1
219-19	Lamp-Green	12 *	2412-34	Clamp-Hose	31 2 1
231-134	Tire	25 53 2	2412-34	Clamp-Hose	33 15 4
231-141	Tire	68 37 2	2412-34	Clamp-Hose	14 18 3
232-27	Stem-Valve	24 3 2	2412-36	Clamp-Drain	22 26 1
232-35	Valve-Stem	68 40 2	2412-42	Clamp-Hose	65 1 1
233-17	Knob-Parking Brake	4 9 1	2412-92	Clamp-Hose	36 14 1
233-42	Knob	6 19 1	2412-93	Clamp-R	7 18 1
233-42	Knob-Throttle	7 34 1	2412-93	Clamp-R	14 32 2
237-21	O-Ring	18 2 7	2412-98	Clamp-Hose	22 4 1
237-21	O-Ring	19 2 7	2412-98	Clamp-Hose	33 31 1
237-21	O-Ring	20 4 5	2412-103	Clamp-R	33 29 2
237-21	O-Ring	74 5 8	2412-108	Clamp	65 39 4
237-21	O-Ring	76 14 4	2412-108	Clamp-Hose	22 11 4
237-21	O-Ring	16 18 4	2412-126	Clamp-R	12 53 1
237-21	O-Ring	68 22 2	2412-129	Clamp-Hose	24 27 2
237-22	O-Ring	16 1 1	2412-133	Clamp-R	7 42 2
237-22	O-Ring	18 14 2	2412-146	Clamp-Spring	22 34 2

*Not Illustrated

TORO PART NUMBER INDEX (Cont.)

Part No.	Description	Pg. No.	Ref. No.	Qty.	Part No.	Description	Pg. No.	Ref. No.	Qty.
251-8	Bearing-Ball	71	6	2	322-4	Screw-HH	65	11	3
251-77	Collar-Locking	73	25	1	322-4	Screw-HH	22	28	1
251-259	Bearing-Ball	30	11	2	322-4	Screw-HH	2	40	2
251-263	Bearing-Ball	71	25	2	322-4	Screw-HH	37	53	9
251-318	Bearing-Ball	36	7	2	322-5	Screw-HH	76	6	3
251-337	Bearing-Ball	73	26	1	322-5	Screw-HH	19	17	2
251-344	Bearing-Ball	69	4	1	322-5	Screw-HH	1	19	4
251-345	Bearing-Ball	69	13	1	322-5	Screw-HH	74	26	3
251-347	Bearing-Ball	71	12	2	322-5	Screw-HH	65	28	2
251-348	Bearing-Ball	71	3	2	322-5	Screw-HH	12	54	1
251-349	Bearing-Ball	71	17	2	322-5	Screw-HH	34	60	4
251-350	Bearing-Ball	69	18	2	322-6	Screw-HH	76	17	4
253-155	Seal	73	13	2	322-6	Screw-HH	8	30	1
254-65	Cone-Tapered Bearing	27	28	2	322-6	Screw-HH	36	38	8
254-66	Cup-Tapered Bearing	27	27	2	322-6	Screw-HH	65	42	2
254-91	Cone-Bearing	27	23	1	322-7	Screw-HH	30	10	1
254-108	Bearing-Roller, Tapered	69	31	1	322-8	Screw-HH	73	19	4
254-109	Bearing-Roller, Tapered	69	39	1	322-9	Screw-HH	35	19	2
256-42	Bushing-Sleeve	6	34	2	322-10	Screw-HH	30	3	1
256-113	Bushing-Flange	30	19	2	322-12	Screw-HH	76	32	2
256-115	Washer-Thrust	76	26	8	322-13	Screw-HH	18	29	4
256-115	Washer-Thrust	74	41	11	322-13	Screw-HH	74	35	6
256-236	Bearing-Flange	6	24	4	322-13	Screw-HH	77	50	3
256-287	Bushing-Flange	76	38	4	323-4	Screw-HH	7	2	2
281-7	Plug-Pipe, Square Hd.	71	37	2	323-4	Screw-HH	14	43	2
281-10	Plug-Socket, Hex.	71	27	2	323-6	Screw-HH	35	3	4
281-13	Plug-Pipe	65	36	2	323-6	Screw-HH	36	12	2
282-4	Clevis-Spring	76	3	2	323-6	Screw-HH	77	54	2
282-4	Clevis-Spring	74	21	3	323-7	Screw-HH	68	1	4
283-6	Pin-Clevis	76	10	2	323-8	Screw-HH	36	45	1
283-6	Pin-Clevis	74	15	3	323-9	Screw-HH	6	3	1
283-58	Pin-Clevis	6	30	4	323-9	Screw-HH	68	11	2
284-3	Plug-Welch	73	20	1	323-9	Screw-HH	65	14	1
285-22	Plug-Pipe	67	9	1	323-10	Screw-HH LH	36	33	1
302-5	Fitting-Grease	73	4	2	323-11	Screw-HH	74	39	1
302-5	Fitting-Grease	72	7	2	323-12	Screw-HH	31	4	2
302-5	Fitting-Grease	74	11	6	323-12	Screw-HH	24	32	2
302-5	Fitting-Grease	78	13	1	323-12	Screw-HH	75	56	2
302-5	Fitting-Grease	79	13	1	323-12	Screw-HH RH	36	27	3
302-5	Fitting-Grease	80	13	1	323-20	Screw-HH	25	49	2
302-5	Fitting-Grease	81	13	1	324-7	Screw-HH	24	29	4
302-5	Fitting-Grease	30	20	1	325-2	Screw-HH	34	65	2
302-5	Fitting-Grease	35	22	2	325-4	Screw-HH	76	35	4
302-5	Fitting-Grease	76	29	4	325-4	Screw-HH	75	59	6
302-5	Fitting-Grease	6	39	1	325-5	Screw-HH	68	3	4
302-10	Fitting-Grease 45°	36	10	1	325-5	Screw-HH	82	6	9
302-11	Fitting-Grease	68	49	1	325-7	Screw-HH	24	13	2
302-55	Fitting-Grease	68	34	2	325-12	Screw-HH	65	30	2
302-58	Fitting-Grease	73	10	1	327-2	Screw-HH	68	4	1
304-46	Drain-Radiator	33	10	1	328-7	Screw-HH	74	18	4
304-46	Fitting-Drain	22	27	1	328-12	Screw-HH	74	13	2
304-73	Fitting-Barbed	22	2	1	3210-8	Screw-HH	26	19	8
321-2	Screw-HH	24	6	1	3212-4	Bolt	7	52	2
321-4	Screw-HH	3	6	2	3212-4	Screw-HH	82	*	2
321-4	Screw-HH	33	23	7	3213-2	Screw-HH	37	60	8
321-4	Screw-HH	7	31	1	3217-6	Nut-Hex	8	32	1
321-5	Screw-HH	65	23	2	3217-6	Nut-Hex.	30	28	1
321-8	Screw-HH	22	31	1	3217-9	Nut-Hex.	65	32	2
321-11	Screw-HH	19	6	4	3217-9	Nut-Lock	82	7	3
321-15	Screw-HH	11	33	2	3218-1	Nut-Jam	25	50	1
321-18	Screw-HH	18	5	4	3220-3	Nut-Jam	6	1	2
321-23	Screw-HH	14	13	2	3220-6	Nut	5	27	1
321-39	Screw-HH	1	15	7	3220-6	Nut-Steering Wheel	4	8	1
321-39	Screw-HH	11	26	2	3230-2	Bolt-Carriage	36	13	1
322-2	Screw-HH	33	36	4	3230-3	Bolt-Carriage	73	1	3
322-2	Screw-HH	37	49	4	3234-5	Screw-HFH	2	55	1
322-3	Screw-HH	7	14	13	3234-5	Screw-HHF	2	34	1
322-3	Screw-HH	30	18	2	3234-5	Screw-Whiz Lock	33	3	6
322-3	Screw-HH	6	25	8	3234-7	Screw-HHF (Europe)	2	42	1
322-3	Screw-HH	16	28	4	3234-14	Screw-HWH	2	33	14
322-3	Screw-HH	1	30	4	3234-29	Screw	65	41	2
322-3	Screw-HH	11	35	2	3234-29	Screw-HHF	37	55	6

*Not Illustrated

TORO PART NUMBER INDEX (Cont.)

3322-529

Part No.	Description	Pg. No.	Ref. No.	Qty.	Part No.	Description	Pg. No.	Ref. No.	Qty.
3245-35	Screw-Set	73	24	1	3256-40	Washer-Flat	37	62	4
3250-29	Screw-HH	7	7	4	3256-46	Washer-Flat	8	20	1
3253-3	Washer-Lock	24	7	1	3256-69	Washer-Thrust	6	31	3
3253-3	Washer-Lock	73	16	6	3256-70	Washer-Flat	18	31	4
3253-3	Washer-Lock	7	30	1	3256-70	Washer-Flat	20	37	4
3253-3	Washer-Lock	11	32	2	3256-70	Washer-Flat	74	37	6
3253-4	Washer-Lock	4	2	2	3256-70	Washer-Plain	77	46	2
3253-4	Washer-Lock	7	13	4	3256-78	Washer-Flat	36	20	1
3253-4	Washer-Lock	76	16	2	3258-166	Screw-PPH	11	12	5
3253-4	Washer-Lock	30	17	2	3258-166	Screw-PPH	4	28	2
3253-4	Washer-Lock	1	20	4	3258-166	Screw-PPH	2	46	3
3253-4	Washer-Lock	16	29	4	3269-10	Washer-Back-up	33	30	5
3253-4	Washer-Lock	33	39	4	3269-13	Rivet-Pop	33	32	15
3253-4	Washer-Lock	36	43	6	3269-15	Rivet-Pop	33	5	8
3253-5	Washer-Lock	31	5	2	3272-2	Pin-Cotter	6	5	2
3253-6	Washer-Lock	82	*	2	3272-4	Pin-Cotter	1	11	2
3253-6	Washer-Lock	8	25	2	3272-5	Pin-Cotter	4	17	3
3253-6	Washer-Lock	7	51	2	3272-10	Pin-Cotter	30	1	1
3253-7	Washer-Lock	82	5	9	3272-10	Pin-Cotter	76	4	2
3253-7	Washer-Lock	76	39	4	3272-10	Pin-Cotter	74	17	3
3253-7	Washer-Lock	75	58	6	3272-10	Pin-Cotter	4	21	1
3253-7	Washer-Lock	37	61	8	3272-10	Pin-Cotter	7	21	2
3253-7	Washer-Lock	34	64	2	3272-10	Pin-Cotter	6	40	4
3253-15	Washer-Lock	22	8	5	3272-11	Pin-Cotter	68	10	1
3253-19	Washer-Lock	12	*71	2	3272-17	Pin-Cotter	71	31	2
3253-21	Washer-Lock	65	15	1	3273-26	Screw-Hex. Socket Hd.	11	45	2
3253-21	Washer-Lock	24	33	2	3274-8	Screw-HH	73	17	6
3253-21	Washer-Lock	14	42	2	3274-34	Screw-Socket Flat Hd.	73	30	1
3253-21	Washer-Lock	37	50	1	3290-271	Rivet-Pop	33	20	2
3253-27	Washer-Lock	65	31	2	3290-354	Plate-Nut	11	36	2
3253-33	Washer-Lock	8	31	1	3290-378	Tie-Cable	20	*	4
3255-8	Washer-Lock	37	52	1	3290-378	Tie-Cable	4	*	3
3255-8	Washer-Lock ETLW	4	15	1	3290-378	Tie-Cable	33	17	1
3255-9	Washer-Lock	36	16	2	3290-378	Tie-Cable	68	25	1
3256-1	Washer-Flat	3	7	2	3290-378	Tie-Cable	76	42	2
3256-1	Washer-Flat	11	13	5	3290-378	Tie-Cable	75	68	5
3256-1	Washer-Flat	1	14	10	3290-379	Tie-Cable	76	1	4
3256-1	Washer-Flat	4	29	2	3290-379	Tie-Cable	74	14	3
3256-2	Washer-Flat	33	34	4	3290-410	Tie-Cable, Push On	4	*	4
3256-3	Washer-Flat	1	31	4	3290-461	Washer-Belleville	6	21	1
3256-3	Washer-Flat	11	34	3	3290-488	Boot-Lift Control	11	40	1
3256-4	Washer-Flat	35	4	8	3290-489	Knob-Lift Control	11	3	1
3256-5	Washer-Flat	8	4	1	3296-2	Nut-Lock	11	18	4
3256-6	Washer-Flat	76	40	4	3296-3	Nut-Lock	7	27	1
3256-6	Washer-Flat	75	57	6	3296-9	Nut-Hex.	30	24	2
3256-22	Washer-Flat	6	6	2	3296-16	Nut-Lock	3	9	2
3256-22	Washer-Flat	4	11	4	3296-20	Nut-Lock	4	16	4
3256-22	Washer-Flat	33	22	4	3296-20	Nut-Lock	7	54	1
3256-22	Washer-Flat	22	33	1	3296-23	Nut-Lock	68	7	4
3256-22	Washer-Flat	25	54	2	3296-23	Nut-Lock	24	16	2
3256-23	Washer-Flat	76	7	10	3296-29	Nut-Lock	73	6	7
3256-23	Washer-Flat	7	12	8	3296-29	Nut-Lock	30	9	4
3256-23	Washer-Flat	1	18	6	3296-29	Nut-Lock	76	9	11
3256-23	Washer-Flat	74	25	3	3296-29	Nut-Lock	36	19	15
3256-23	Washer-Flat	4	31	6	3296-29	Nut-Lock	35	20	2
3256-23	Washer-Flat	36	34	10	3296-29	Nut-Lock	6	23	8
3256-23	Washer-Flat	33	38	4	3296-29	Nut-Lock	7	23	10
3256-24	Washer-Flat	68	2	2	3296-29	Nut-Lock	65	26	8
3256-24	Washer-Flat	6	4	1	3296-29	Nut-Lock	22	29	1
3256-24	Washer-Flat	8	5	1	3296-29	Nut-Lock	18	30	4
3256-24	Washer-Flat	65	16	1	3296-29	Nut-Lock	74	45	3
3256-24	Washer-Flat	7	19	3	3296-29	Nut-Lock	34	59	2
3256-24	Washer-Flat	74	24	3	3296-39	Nut-Lock	35	6	4
3256-24	Washer-Flat	36	30	5	3296-39	Nut-Lock	68	8	2
3256-24	Washer-Flat	76	30	4	3296-39	Nut-Lock	7	9	3
3256-24	Washer-Flat	14	41	2	3296-39	Nut-Lock	36	28	1
3256-24	Washer-Flat	65	46	2	3296-39	Nut-Lock	76	31	6
3256-26	Washer-Flat	30	2	1	3296-39	Nut-Lock	24	35	2
3256-26	Washer-Flat	82	4	9	3296-39	Nut-Lock	6	38	1
3256-26	Washer-Flat	4	22	1	3296-39	Nut-Lock	68	45	2
3256-26	Washer-Flat	8	24	2	3296-39	Nut-Lock	75	52	2
3256-26	Washer-Flat	34	63	2	3296-42	Nut-Lock	1	13	7

*Not Illustrated

TORO PART NUMBER INDEX (Cont.)

Part No.	Description	Pg. No.	Ref. No.	Qty.	Part No.	Description	Pg. No.	Ref. No.	Qty.
3296-42	Nut-Lock	14	15	2	33103-025	Screw-HHF	22	25	3
3296-42	Nut-Lock	18	21	4	33104-020	Screw-HFH	14	38	6
3296-42	Nut-Lock	11	22	4	33105-025	Screw-HH	14	36	3
3296-42	Nut-Lock	33	25	7	33114-016	Screw-HH	36	35	2
3296-42	Nut-Lock	4	30	2	33114-020	Screw-HH	35	29	2
3296-42	Nut-Lock	22	32	1	33114-025	Screw-HH	35	15	5
3296-44	Nut-Lock	8	22	1	340-1	Fitting-Hydraulic Straight	19	19	2
3296-44	Nut-Lock	74	23	4	340-1	Fitting-Hydraulic Straight	16	40	2
3296-48	Nut-Lock	24	45	4	340-1	Fitting-Straight	75	64	2
3296-51	Nut-Lock	74	19	6	340-2	Fitting-Hydraulic Straight	18	15	2
3296-54	Nut-Lock	7	4	4	340-3	Fitting-Hydraulic Straight	31	16	1
3296-56	Nut-Lock	24	4	2	340-3	Fitting-Hydraulic, Straight	24	19	2
3296-59	Nut-Lock	6	22	1	340-4	Fitting-Hydraulic Straight	16	5	1
3296-59	Nut-Lock	37	56	1	340-4	Fitting-Hydraulic Straight	31	10	2
32104-76	Screw-Thread Forming	75	48	2	340-8	Fitting-Hydraulic Straight	14	11	2
32105-13	Screw-HH	11	17	4	340-70	Nut-Bulkhead	20	11	2
32105-21	Screw	30	4	2	340-71	Fitting-Hydraulic	20	31	2
32108-9	Screw-Machine	24	12	1	340-77	Fitting-Hydraulic 90°	14	22	1
32120-74	Ring-Retaining	29	53	1	340-77	Fitting-Hydraulic 90°	18	27	1
32120-93	Ring-Retaining	76	25	4	340-82	Fitting-Hydraulic 90°	15	47	2
32120-93	Ring-Retaining	74	29	6	340-87	Fitting-Hydraulic 45°	14	27	1
32121-2	Pin-Roll	36	4	2	340-92	Fitting-Hydraulic Straight	19	3	4
32121-6	Pin-Roll	6	9	1	340-92	Fitting-Hydraulic Straight	16	17	2
32121-16	Pin-Roll	6	32	1	340-92	Fitting-Hydraulic Straight	18	26	4
32121-27	Pin-Roll	74	2	3	340-98	Fitting-Hydraulic 90°	16	2	2
32121-27	Pin-Roll	77	62	2	340-98	Fitting-Hydraulic 90°	20	7	10
32121-34	Pin-Roll	73	18	1	340-101	Fitting-Hydraulic 45°	16	10	2
32121-38	Pin-Roll	7	22	1	340-101	Fitting-Hydraulic 45°	17	11	1
32121-45	Pin-Roll	6	10	2	340-103	Fitting-Hydraulic 45°	20	3	5
32121-50	Pin-Roll	6	41	1	340-103	Fitting-Hydraulic 45°	76	13	1
32121-122	Pin-Roll	76	44	2	340-124	Fitting-Straight	34	48	2
32121-122	Pin-Roll	75	55	3	340-127	Nut-Bulkhead	20	12	4
32122-24	Screw-Round Hd.	22	9	5	340-132	Fitting-Hydraulic 90°	18	3	3
32128-20	Nut-Flange Lock	19	18	2	340-132	Fitting-Hydraulic 90°	74	4	5
32128-20	Nut-Lock	65	21	3	340-132	Fitting-Hydraulic 90°	19	8	1
32128-20	Nut-Whiz	33	8	8	340-132	Fitting-Hydraulic 90°	68	21	2
32128-25	Nut-Flange	7	38	4	340-132	Fitting-Hydraulic 90°	76	22	3
32128-26	Nut-Flange	8	21	4	340-139	Fitting-Hydraulic 90°	16	23	1
32128-33	Nut-Flange Head	2	45	3	340-139	Fitting-Hydraulic 90°	14	35	1
32128-33	Nut-Lock	65	9	2	340-143	Fitting-Hydraulic 90°	19	11	1
32128-33	Nut-Lock	19	10	4	340-143	Fitting-Hydraulic 90°	17	18	1
32128-33	Nut-Lock, Flange Hd.	12	55	3	340-143	Fitting-Hydraulic 90°	16	32	1
32128-36	Nut-HFH	37	67	3	340-143	Fitting-Hydraulic 90°	75	70	1
32136-13	Nut-Slotted	68	16	2	351-78	Edging	7	1	1
32144-4	Screw-TAP	68	19	1	351-80	Clip	7	40	1
32144-5	Nut	26	1	8	353-508	Plug-Hydraulic	14	40	1
32144-10	Screw-HWH	14	33	2	353-512	Fitting-Hydraulic Plug	19	5	2
32144-14	Screw-HH	37	64	2	353-550	Plug-Drain	14	44	1
32144-14	Screw-HWH	2	49	2	353-599	Pin-Dowel	21	3	2
32144-14	Screw-Self Tapping	75	66	3	353-682	Fitting-Hydraulic Straight	14	20	1
32144-18	Screw-HH	11	46	2	353-783	Fitting-Fuel	22	3	1
32144-21	Screw	4	6	1	353-783	Fitting-Fuel	65	35	1
32144-22	Screw-HH	30	13	4	353-989	Plug	17	6	2
32144-26	Screw-TAP	4	1	2	353-990	Plug	17	2	11
32144-58	Screw-HSH	20	32	4	353-991	Plug	17	17	2
32144-112	Screw-HH	24	8	8	354-20	Fitting-Fuel Tee	22	15	1
32144-112	Screw-Thread Forming	26	13	8	354-21	Fitting-Fuel Straight	22	14	1
32151-36	Ring-Retaining	77	47	4	354-22	Fitting-Fuel, Straight	22	13	1
32151-41	Ring-Retaining	21	13	1	354-46	Ring-Seal	21	8	1
32151-48	Ring-Retaining	76	5	2	354-50	Screw-HSH	21	1	4
32151-48	Ring-Retaining	74	20	3	354-51	Washer	21	2	4
32151-61	Ring-Retaining	76	18	4	354-70	Plug	17	21	1
32151-62	Ring-Retaining	24	38	1	354-72	Fitting-Hydraulic 45°	24	42	1
32151-87	Ring-Retaining	73	21	1	354-73	Fitting-Hydraulic Straight	14	24	2
32152-10	Nut	78	2	1	354-74	Fitting-Hydraulic Plug	14	16	1
32152-10	Nut	79	2	1	354-75	Fitting-Hydraulic 90°	24	40	1
32152-10	Nut	80	2	1	354-77	Fitting-Hydraulic Test Port	24	23	1
32152-10	Nut	81	2	1	354-77	Fitting-Test Port	16	11	2
33014-00	Nut-Lock	35	11	4	354-78	Fitting-Hydraulic	31	3	1
33024-00	Nut-Lock	35	13	1	354-79	Cap-Test Port	16	12	2
33094-00	Washer-Flat	35	8	2	354-79	Cap-Test Port	24	24	1

*Not Illustrated

TABLE OF CONTENTS

Description	Page	Description	Page
Frame & Body Assembly	1-2	Cam Shaft Assembly	45
Hood Switch & Lock Assembly	3	Piston & Crankshaft Assembly	46
Steering Tower Assembly	4	Flywheel Assembly	47
Steering Valve Assembly No. 75-0600	5	Fuel Camshaft Assembly	48
Traction & Brake Pedals Assembly	6	Engine Stop Lever Assembly	49
Seat & Throttle Assembly	7	Stop Solenoid & Fuel Pump Assembly	50
Seat Suspension Assembly	8	Injection Pump Assembly	51
Diagnostic-ACE Display Assembly	9	Injection Pump Assembly (Continued)	52
Electrical Schematic	10	Governor Assembly	53
Control Console Assembly	11-12	Speed Control Plate Assembly	54
Hydraulic Schematic	13	Nozzle Holder & Glow Plug Assembly	55
Hydraulic Reservoir Assembly	14-15	Nozzle Holder Assembly	56
Hydraulic Control Manifold Assembly	16	Alternator & Pulley Assembly	57
Control Manifold Assembly	17	Alternator Assembly	58
Front Hydraulic Manifolds	18	Starter Mount Assembly	59
Rear Hydraulic Manifolds	19	Starter Assembly	60
Cutting Unit Hydraulic Components	20	Water Flange & Thermostat Assembly	61
Reel Motor Assembly No. 93-1375	21	Water Pump Assembly	62
Fuel Tank Assembly	22	Valve & Rocker Arm Assembly	63
Fuel Filter Assembly No. 99-8351	23	Exhaust Manifold & Gasket Assembly	64
Front Axle & Transmission Assembly	24-25	Engine Components Assembly	65
Front Axle Assembly No. 94-6933	26-27	Air Cleaner Assembly	66
Brake Assembly	28	Filter, Water/Fuel Separator	67
Transmission Assembly No. 75-0012	29	Rear Axle Installation Assembly	68
Traction Control Assembly	30	Rear Axle Assembly No. 68-6823	69-71
Gear Pump Installation Assembly	31	Hydraulic Cylinder No. 83-5030	72
Hydraulic Pump Assembly No. 98-9796	32	Drive Shaft Assembly	73
Radiator Assembly	33-34	Front Lift Arms Assembly	74-75
Muffler & Pump Drive Assembly	35	Rear Lift Arms Assembly	76-77
Engine Installation Assembly	36-37	Hydraulic Cylinder Assembly No. 93-9311	78
Crankcase Assembly	38	Hydraulic Cylinder Assembly No. 93-9310	79
Oil Pan Assembly	39	Hydraulic Cylinder Assembly No. 98-8069	80
Cylinder Head Assembly	40	Hydraulic Cylinder Assembly No. 98-8068	81
Gear Case & Oil Filter Assembly	41	Roll Over Protection System (R.O.P.S.)	82
Head Cover Assembly	42	Special Tools	83
Dipstick & Guide Assembly	43	Part Number Index	84-96
Main Bearing Case Assembly	44		

IDENTIFICATION AND ORDERING

MODEL AND SERIAL NUMBERS

The Reelmaster® 5200D has two identification numbers; a model number and a serial number. The two numbers are stamped on a decal which is located on the traction unit frame under the seat. In any correspondence concerning the Reelmaster 5200D, supply model and serial numbers to assure that correct information and replacement parts are obtained.

To order replacement parts from an Authorized TORO Service Dealer, supply the following information:

1. Model and serial number of the Reelmaster 5200D.
2. Part number, description, and the quantity of part(s) desired.

NOTE: Do not order by reference number if a parts catalog is being used; use the PART NUMBER.

COUNTRIES OTHER THAN THE UNITED STATES OR CANADA

Customers who have purchased TORO products exported from the United States or Canada should contact their Toro Distributor

(Dealer) to obtain guarantee policies for your country, province or state.

