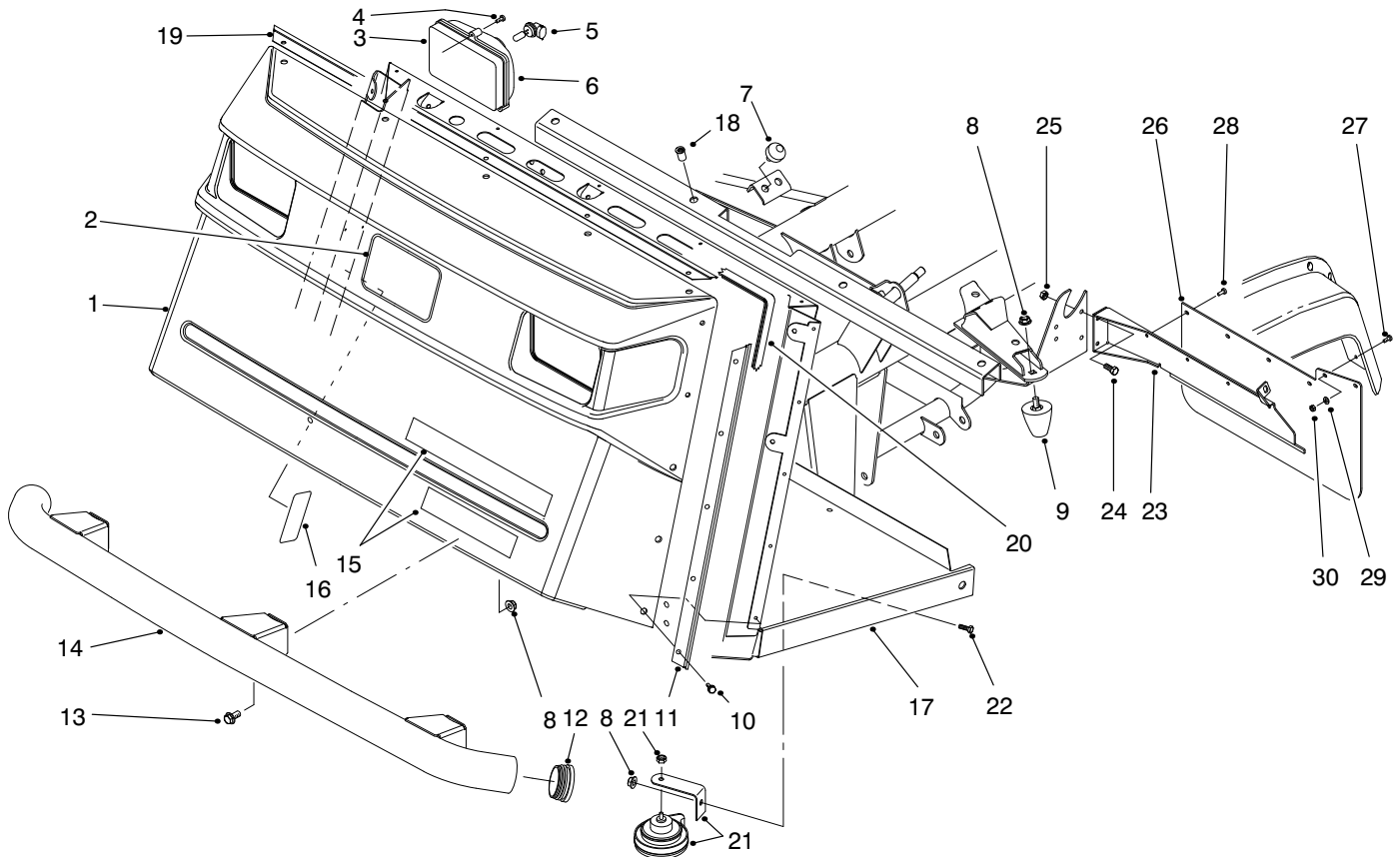




MODEL NO. 07216-90116 & UP

PARTS
CATALOG

WORKMAN® 4200



T-1581

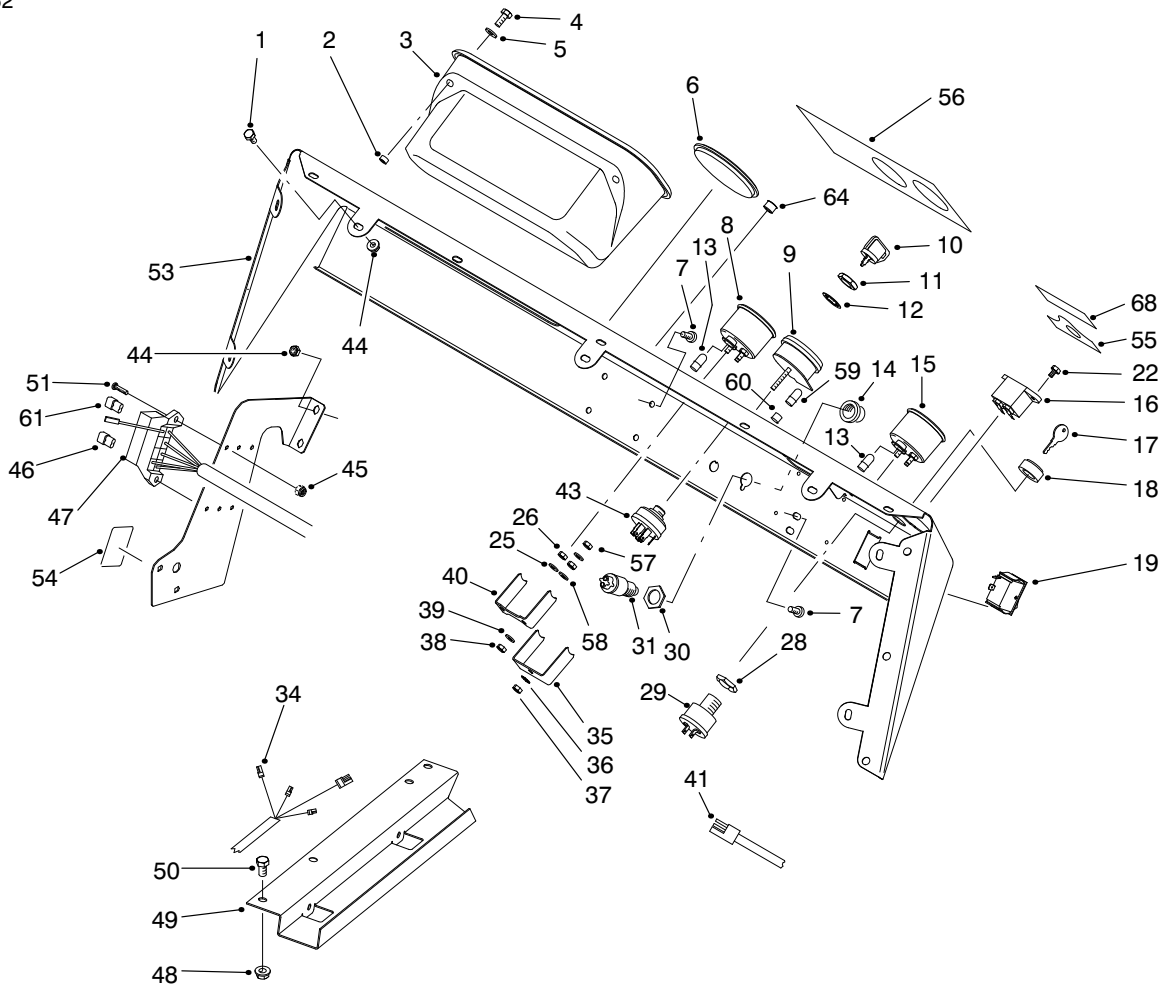
FRONT BUMPER & HOOD ASSEMBLY

Ref. No.	Part No.	Description	No. Used	Ref. No.	Part No.	Description	No. Used
1	87-0710	Hood	1	17	94-5250	ASM-Operators Platform (Incl. Ref. #18, #39, 42, 43 page 8, #43-45 page 12, #35 page 30 & #1 page 32)	1
2	62-5550	Decal-TORO	1	18	32148-7	Nut-Clinch	8
3	87-2120	ASM-Headlight (Incl. Ref. #5-6)	2	19	87-8130	Bracket-Trim Top	1
4	32104-88	Screw	6	20	87-8160	Trim	1
5	87-6320	Bulb-Headlight	2	21	116749	ASM-Horn	1
6	87-6330	Lens-Headlight	2	22	323-4	Screw-HH	1
7	87-2440	Bumper	2	23	87-9330	Bracket-Mudflap LH	1
8	3290-357	Nut-HFH	9	*	87-9340	Bracket-Mudflap RH	1
9	26-0071	Bumper	2	24	321-4	Screw-HH	4
10	87-6620	Screw	15	25	32128-33	Nut-HFH	4
11	87-8120	Bracket-Trim Side	2	26	94-3841	Mudflap	2
12	2410-42	Cap-Front Bumper	2	27	3250-13	Screw-PH	4
13	3234-1	Screw-HFH	6	28	146489	Rivet-Pop	8
14	87-4070	Bumper-Front	1	29	3256-61	Washer-Flat	4
15	87-9120	Decal-Workman 4200	1	30	3296-2	Nut-Lock	4
16	87-9990	Decal-Load Rating	1				
16	94-1228	Decal-Load Rating (Japan)	1				

*Not Illustrated

© The TORO Company - 1999
All Rights Reserved

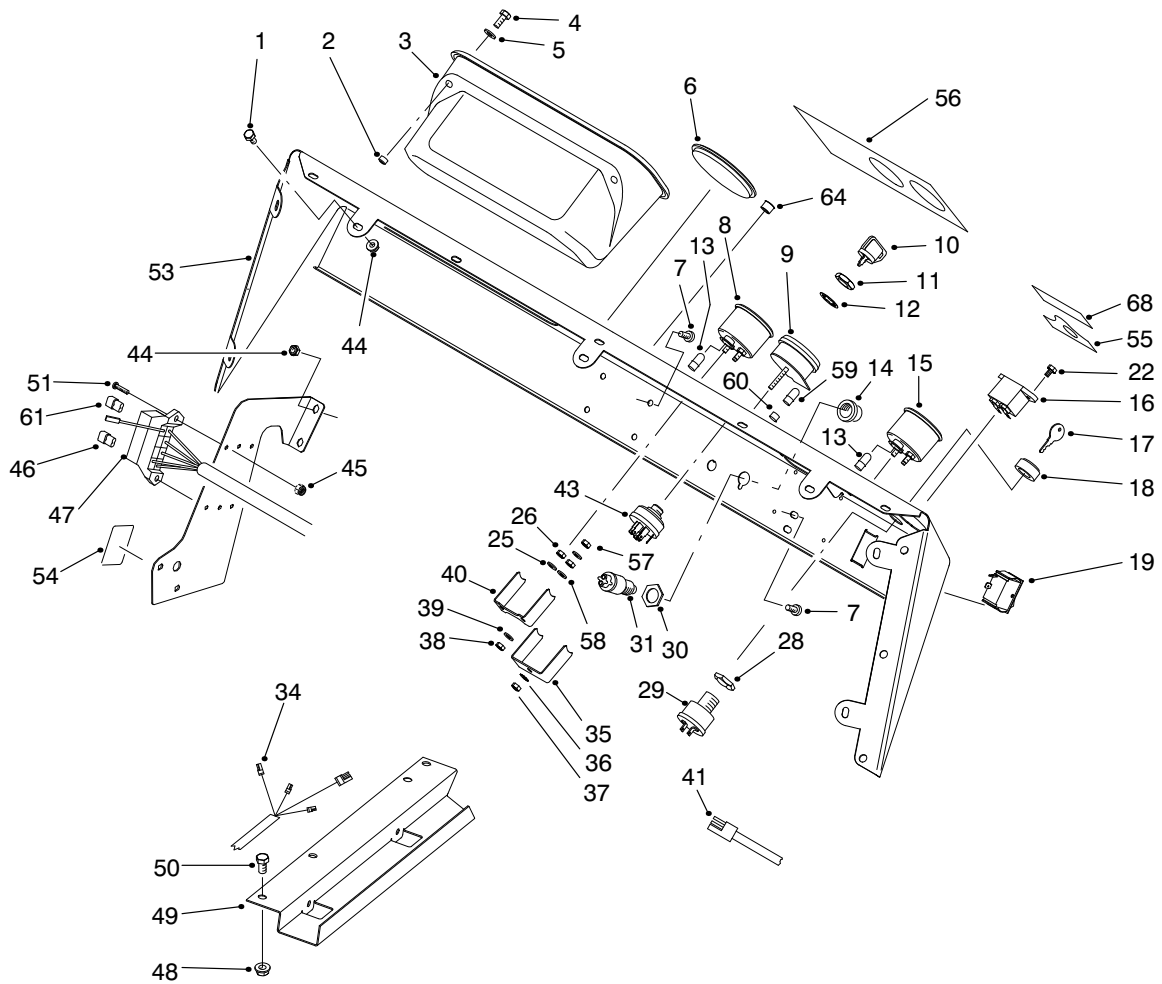
TPS



T-3190

CONTROL PANEL ASSEMBLY

Ref. No.	Part No.	Description	No. Used	Ref. No.	Part No.	Description	No. Used
1	321-2	Screw-HH	7	31	18-2830	ASM-Switch, Horn (Incl. Ref. #14 & 30)	1
2	32148-6	Insert-Threaded	2	34	99-1111	Harness-Wire Rear	1
3	87-3780	Box-Glove	1	35		Clamp-Light	1
4	321-3	Screw-HH	2	36	3254-1	Washer-Lock	1
5	3256-22	Washer-Flat	2	37	3217-26	Nut-Hex.	1
6	2410-35	Plug-Hole	1	38	3217-25	Nut-Hex.	2
7	3274-31	Screw-HSBH	4	39	3253-15	Washer-Lock	2
8	87-5590	ASM-Temperature Gauge (Incl. Ref. #38-40, 57 & 58)	1	40		Clamp-Temp. Gauge	1
9	93-7053	ASM-Warning Light (Incl. Ref. #35-37, 59 & 60)	1	41	87-4230	Harness-Wire Front LH	1
10	63-8360	Key-Ignition	1	43	27-2360	ASM-Ignition Switch (Incl. Ref. #11 & 12)	1
11	218-446	Nut-Hex.	1	44	32128-33	Nut-HFH	11
12	218-447	Washer-Lock	1	45	3296-2	Nut-Lock	2
13	218-600	Bulb	2	46	218-574	Fuse-7.5 Amp	2
14		Button-Horn	1	47	87-8500	ASM-Front Wire Harness (Incl. Ref. #13)	1
15	87-5580	ASM-Fuel Gauge (Incl. Ref. #38-40, 57 & 58)	1	48	32128-20	Nut-HFH	2
16	75-6820	Hourmeter	1	49	93-7094	Cover-Wire Harness	1
17	87-0740	Key-Supervisor Switch	1	50	322-2	Screw-HH	2
18	87-1720	Nut-Supervisor Switch	1	51	3250-13	Screw	2
19	87-3790	Switch-Light	1	53	87-8540	ASM-Control Panel (Incl. Ref. #55-56 & 68)	1
22	32144-18	Screw-HH	2	54	87-6670	Decal-Fuse Block	1
28		Nut-Hex.	1	54	92-5374	Decal-Fuse Block (Japan)	1
29	94-5245	ASM-Supervisor Switch (Incl. Ref. #17, 18 & 28)	1	55	87-5910	Decal-Supervisor	1
30		Nut-Hex.	1	55	92-5332	Decal-Supervisor (Japan)	1



T-3190

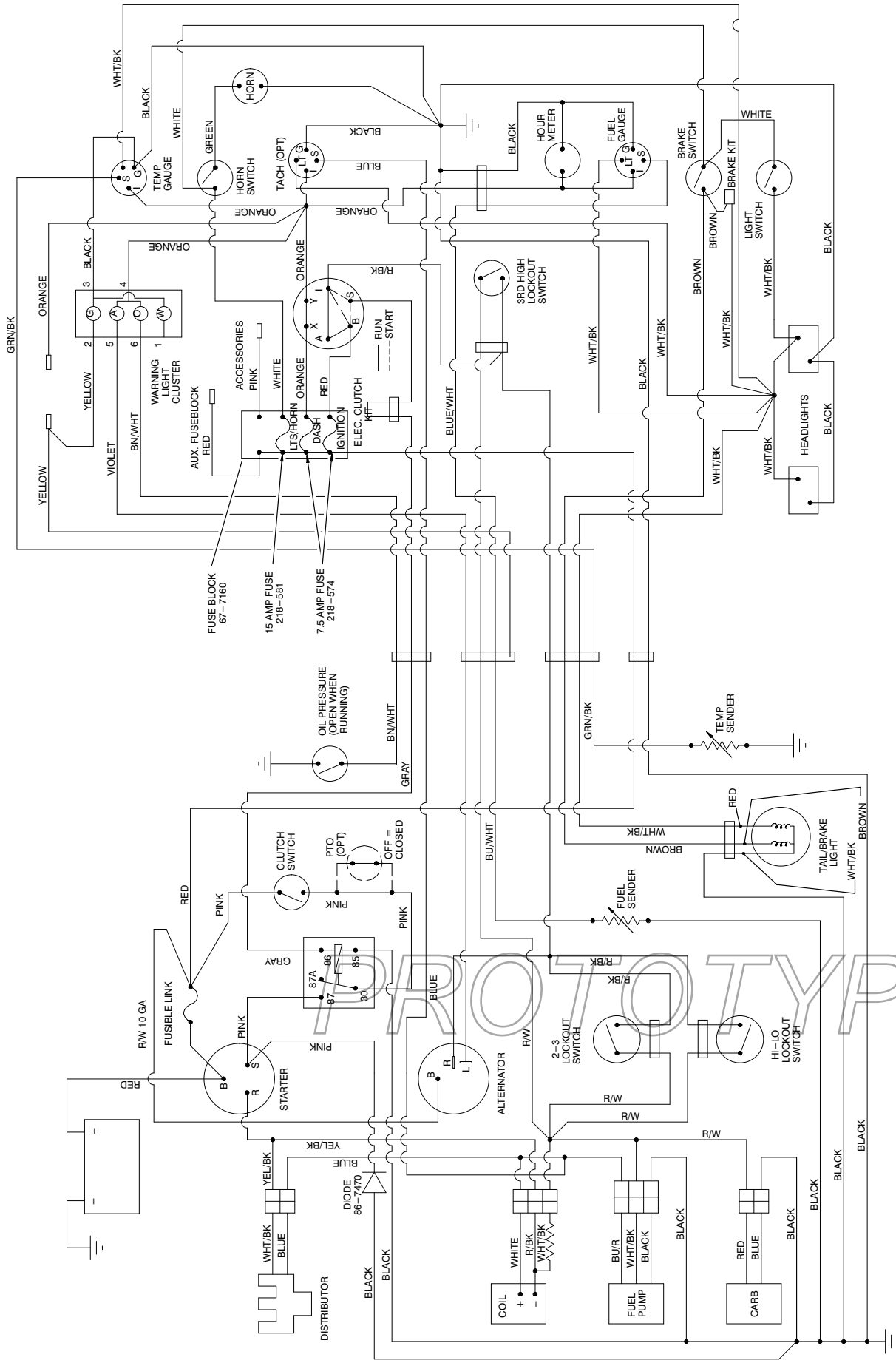
CONTROL PANEL ASSEMBLY (Continued)

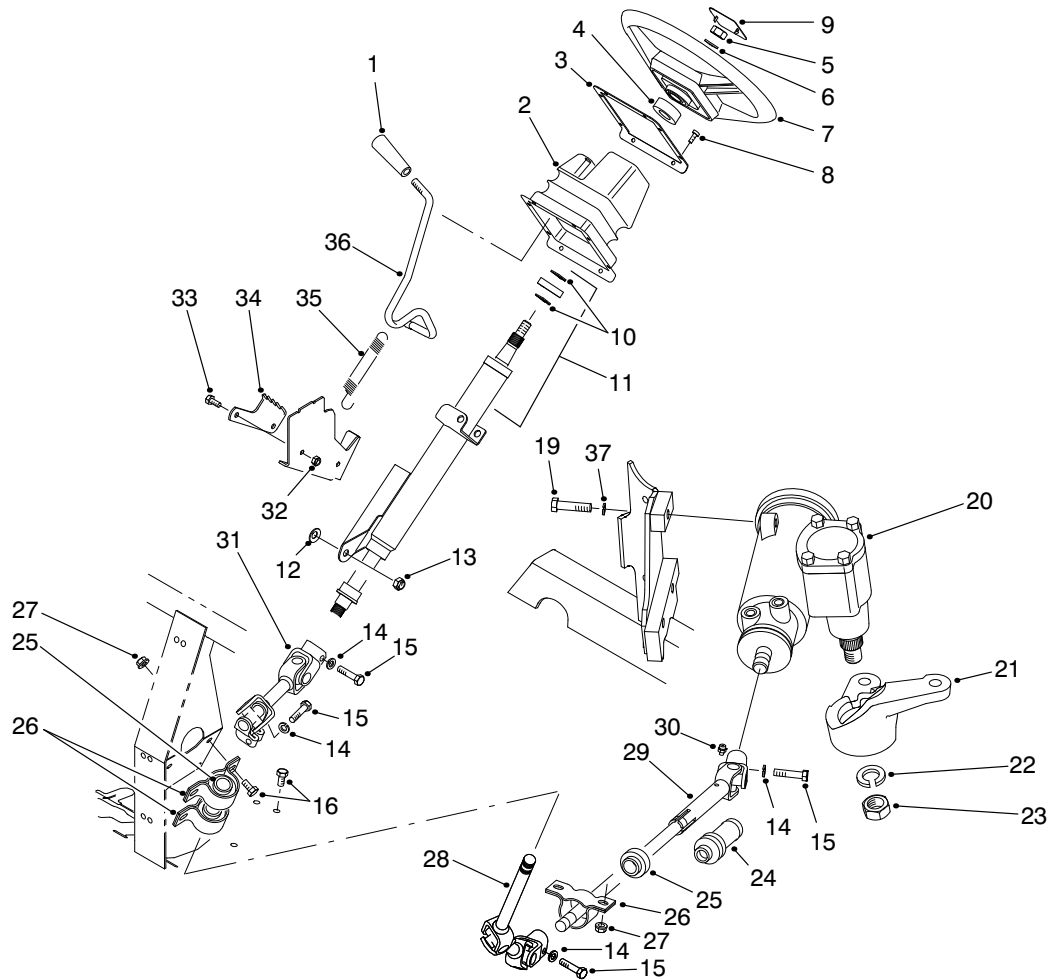
Ref. No.	Part No.	Description	No. Used	Ref. No.	Part No.	Description	No. Used
56	87-9880	Decal-Dash	1	60	87-6270	ASM-Socket & Bulb (Incl. Ref. #59)	4
56	94-1226	Decal-Dash (Japan)	1	61	218-581	Fuse-15 Amp	1
57	3217-29	Nut-Jam	3	64	2410-64	Plug-Hole	1
58	3253-19	Washer-Lock	3	68	94-5272	Decal-Warning	1
59	219-17	Bulb-Warning Light	4				

PROTOTYPE

*Not Illustrated

ELECTRICAL SCHEMATIC



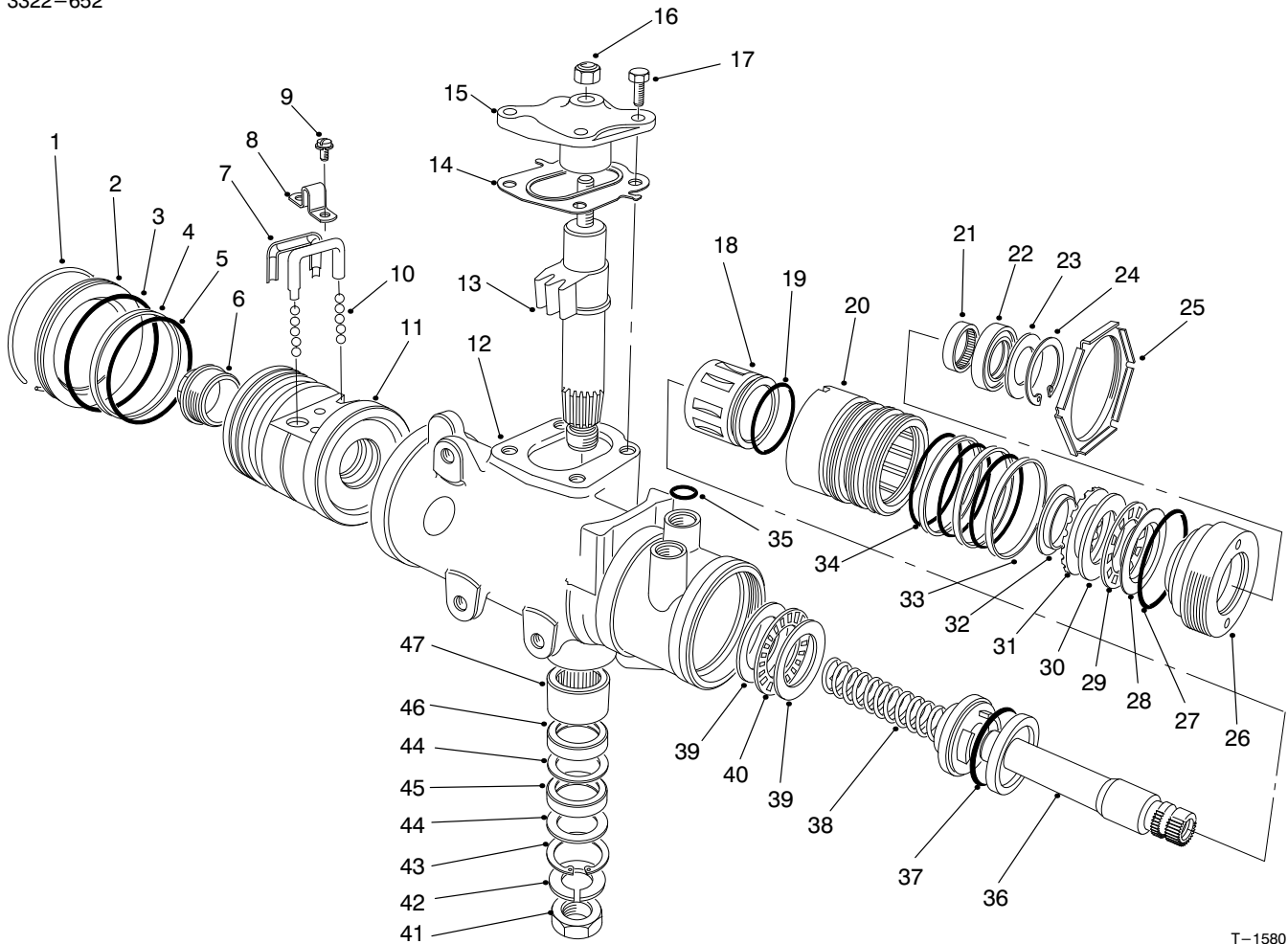


T-2007

STEERING LINKAGE ASSEMBLY

Ref. No.	Part No.	Description	No. Used	Ref. No.	Part No.	Description	No. Used
1	233-39	Knob	1	22	39-7420	Washer-Lock	1
2	87-3460	Boot-Tilt Steering	1	23	39-7440	Nut-Lock	1
3	87-4720	Plate-Steering Boot	1	24	93-8988	Boot-Steering Shaft	1
4	21-9260	Spacer	1	25	87-2280	Bearing	3
5	3277-1	Nut-Hex.	1	26	87-3250	Mount-Bearing	3
6	48-8070	Washer-Flat	1	27	32128-20	Nut-HFH	6
7	87-3820	Wheel-Steering	1	28	92-4155	ASM-Slip Joint, Upper	1
8	32144-116	Screw-PH	8	29	93-8987	ASM-Slip Joint, Lower (Incl. Ref. #24 & 30)	1
9	87-3750	Cover-Steering Wheel	1	30	302-5	Fitting-Grease	1
10	43-6550	Ring-Retaining	2	31	92-4154	ASM-Universal Joint	1
11	92-4153	ASM-Steering Column (Incl. Ref. #10)	1	32	3296-42	Nut-Lock	2
12	3290-455	Washer	1	33	321-3	Screw-HH	2
13	3296-59	Nut-Lock	1	34	87-3610	Bracket-Detent	1
14	3253-4	Washer-Lock	4	35	65-5360	Spring-Extension	1
15	48-7740	Screw-HH	4	36	87-3130	Lever-Tilt Steering	1
16	322-2	Screw-HH	6	37	87-7480	Washer-Lock	3
19	93-7145	Screw-HH	3	*	87-9160	ASM-Lower Shaft (Incl. Ref. #24 & 28-30)	1
20	87-1500	ASM-Steering Gear (Incl. Ref. #22 & 23)	1	*	87-3120	Steering Column & Shaft (Incl. Ref. #10, 11 & 31)	1
21	87-9640	Arm-Pitman	1				

*Not Illustrated



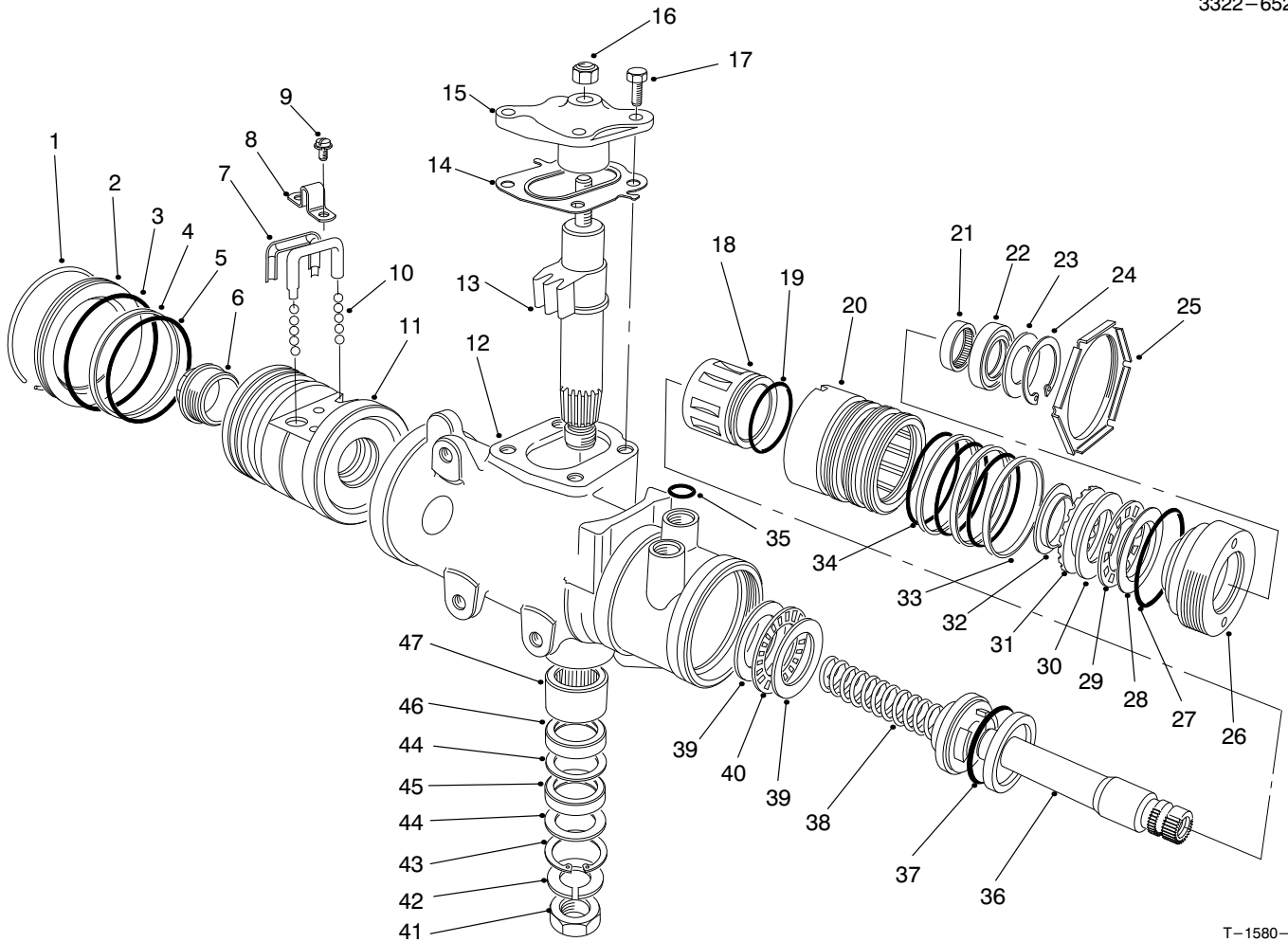
T-1580-2

STEERING GEAR ASSEMBLY NO. 87-1500

Ref. No.	Part No.	Description	No. Used
1		Ring-Retaining	1
2	92-4165	Plug-Housing End	1
3		Seal-Housing End Plug	1
4		Ring-Rack Piston	1
5		O-Ring, Rack Piston	1
6	18-4340	Plug-Rack Piston End	1
7	92-4168	Return-Guide Ball	2
8	18-4270	Clamp-Ball Return Guide	1
9	18-4260	ASM-Screw/Lockwasher	2
10	18-5190	Kit-Ball, Recirculating (Consists of 12 each of .2806 Dia. & .2812 Dia. Chrome Balls)	1
11		Nut-Rack Piston	1
12		Housing-Steering Gear	1
13		Gear-Pitman Shaft	1
14	28-8280	Kit-Seal Side, Cover (Incl. Ref. #17)	1
15		Cover-Housing Side	1
16	28-8220	Nut-Lash Adjuster	1
17	28-8210	Bolt-HFH	4
18		Spool Valve	1
19		O-Ring, Spool Valve	1
20		Valve Body	1
21	92-4169	Bearing-Needle	1
22		Seal-Stub Shaft	1
23		Seal-Stub Shaft Dust	1

Ref. No.	Part No.	Description	No. Used
24		Ring-Retaining	1
25	92-4159	Nut-Adjuster Plug Lock	1
26		Plug-Adjuster	1
27	28-8200	O-Ring	1
28		Race-Upper Bearing	1
29		Bearing-Roller, Thrust	1
30		Race-Thrust Bearing	1
31		Spacer-Thrust Bearing	1
32		Retainer-Bearing	1
33		Ring-Valve Body	3
34		O-Ring	3
35	39-7310	O-Ring	3
36		Shaft-Stub	1
37		O-Ring	1
38		Worm-Steering	1
39		Race-Thrust Bearing	2
40		Bearing-Roller, Thrust	1
41	39-7440	Nut-Pitman Arm	1
42	39-7420	Washer-Lock	1
43		Ring-Retaining	1
44		Washer-Seal, Backup	2
45		Seal-Pitman Shaft	1
46		Seal-Pitman Shaft	1
47	92-4170	Bearing-Pitman Shaft	1
*	92-4161	ASM-Cover Service Housing Side (Incl. Ref. #14-17)	1

*Not Illustrated



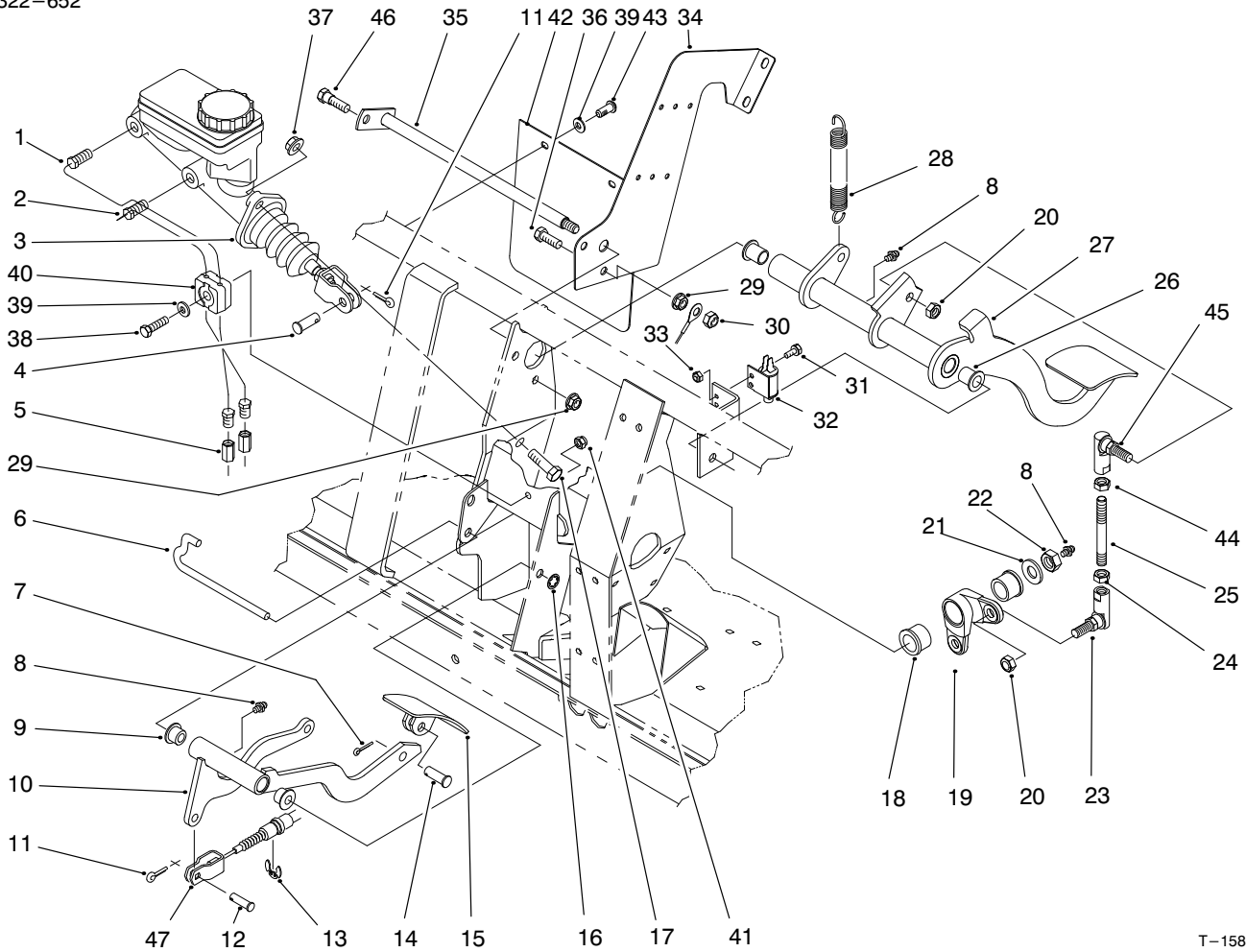
T-1580-2

STEERING GEAR ASSEMBLY NO. 87-1500 (Continued)

Ref. No.	Part No.	Description	No. Used
*	28-8270	Kit-Seal Service, End Plug (Incl. Ref. #1 & 3)	1
*	28-8290	Kit-Seal Service Rack/Piston (Incl. Ref. #4 & 5)	1
*	18-5180	Kit-Bearing, Lower Thrust (Incl. Ref. #39-40)	1
*	98-2962	Kit-Seal, Pitman Shaft (Incl. Ref. #43-46)	1
*	18-5170	Kit-Seal, Valve Ring (Incl. Ref. #19, 33, 34 & 37)	1
*	92-4163	ASM-Steering, Housing (Incl. Ref. #12 & 43-47)	1
*	92-4167	ASM-Plug, Service (Incl. Ref. #22-24 & 27)	1

Ref. No.	Part No.	Description	No. Used
*	92-4162	Pitman Shaft-Gear Service (Incl. Ref. #13-14 & 17)	1
*	92-4158	ASM-Valve, Hyd. Gear (Incl. Ref. #18-20, 33, 34, 36 & 37)	1
*	92-4160	Kit-Bearing, Service Upper (Incl. Ref. #28-32)	1
*	92-4166	ASM-Rack/Piston/Nut (Incl. Ref. #1-11 & 38)	1
*	92-4164	ASM-Plug, Service Adjust. (Incl. Ref. #21-24 & 26-32)	1
*	87-1500	Steering Gear (Complete)	1

*Not Illustrated

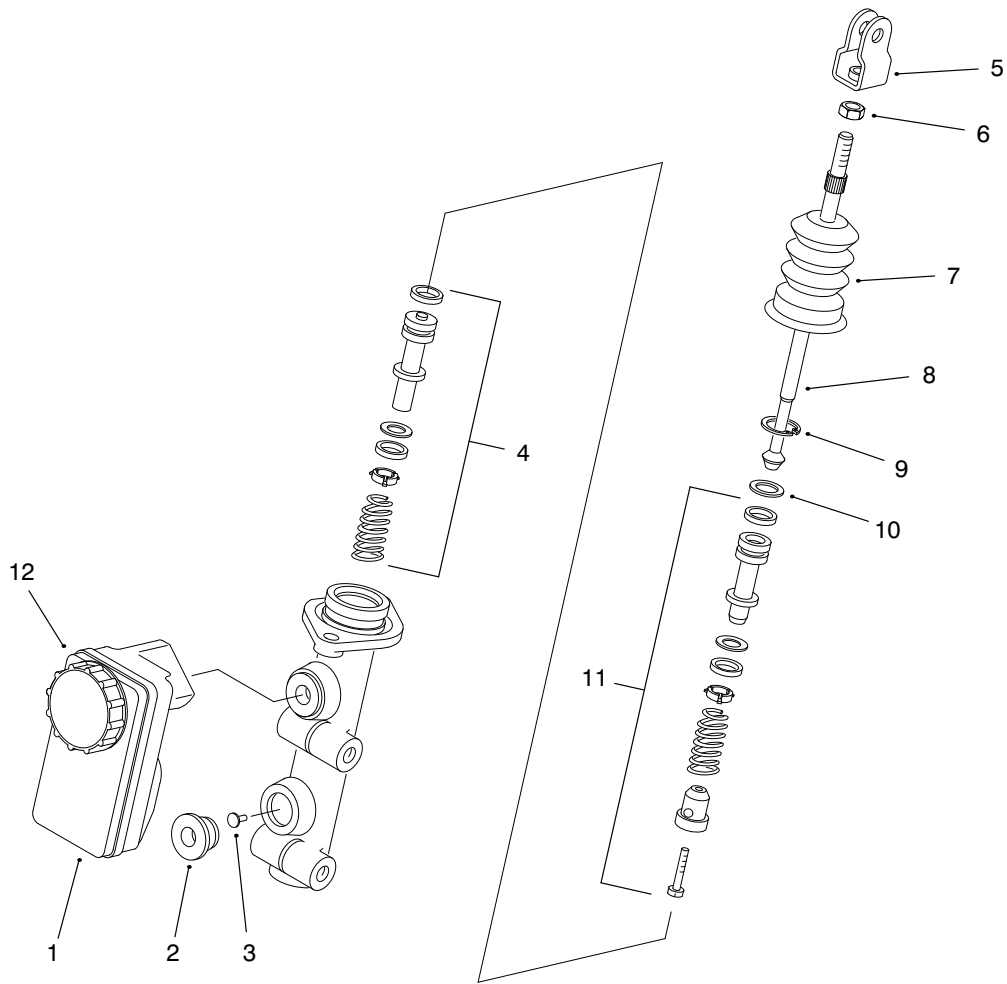


T-1585-2

BRAKE & ACCELERATOR PEDAL ASSEMBLY

Ref. No.	Part No.	Description	No. Used
1	94-3814	Tube-Hydraulic	1
2	94-3815	Tube-Hydraulic	1
3	94-3800	ASM-Master Cylinder	1
4	283-2	Pin-Clevis	1
5	87-3570	Union-Brake Line	2
6	87-2880	Shaft-Accelerator Pedal	1
7	3272-6	Pin-Cotter	1
8	302-5	Fitting-Grease	3
9	256-259	Bushing-Flange	2
10	93-8961	Arm-Accelerator Pedal	1
11	3272-10	Pin-Cotter	2
12	283-30	Pin-Clevis	1
13	32120-47	Ring-E	1
14	283-85	Pin-Clevis	1
15	93-8969	Pedal-Accelerator	1
16	32151-56	Ring-Retaining	1
17	323-7	Screw-HH	2
18	256-113	Bushing-Flange	2
19	94-5223	Bell Crank	1
20	3296-6	Nut-Lock	2
21	3256-26	Washer-Flat	1
22	3296-23	Nut-Lock	1
23	68-3840	Ball Joint	1
24	3220-3	Nut-Jam	1

Ref. No.	Part No.	Description	No. Used
25	94-5299	Rod-Link	1
26	256-155	Bushing-Flange	2
27	93-8965	Pedal-Brake	1
28	76-9430	Spring-Extension	1
29	32128-20	Nut-HFH	2
30	3296-29	Nut-Lock	1
31	3290-321	Screw-HFH	2
32	55-7120	Switch-Brake Light	1
33	3296-2	Nut-Lock	2
34	94-3821	Plate-Center, Frame	1
35	95-7394	Shaft-Brake	1
36	322-5	Screw-HH	1
37	3290-357	Nut-HFH	2
38	321-9	Screw-HH	1
39	3256-22	Washer-Flat	3
40	87-7660	Clamp-Tube	2
41	3296-42	Nut-Lock	1
42	94-5221	Flap-Master Cylinder	1
43	87-6620	Screw-Torx Pan Hd.	2
44	3220-16	Nut-Jam	1
45	68-3841	ASM-Ball Joint	1
46	28-0540	Bolt-Shoulder	1
47	93-7098	Cable-Accelerator	1



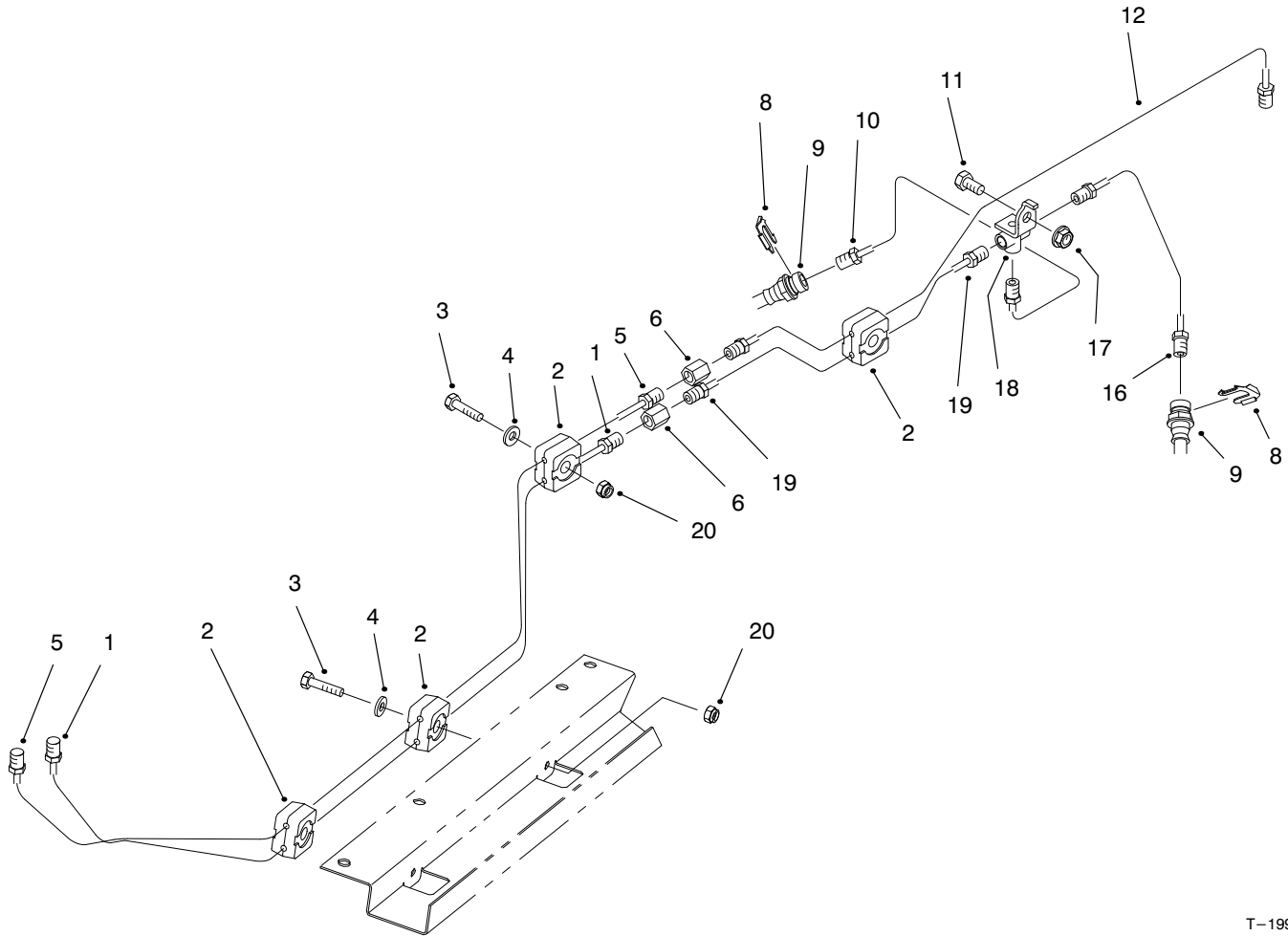
T-2339-1

MASTER BRAKE CYLINDER NO. 94-3800

Ref. No.	Part No.	Description	No. Used
1	87-3040	Reservoir - Master Cylinder (Incl. Ref. #12)	1
2	93-8971	Seal - Port, Flange	2
3	92-4103	Pin - Stop	1
4	92-4102	ASM - Secondary Piston	1
5	92-4110	Clevis	1
6	21-0360	Nut - Hex.	1

Ref. No.	Part No.	Description	No. Used
7	94-5209	Cover - Dust	1
8	94-5210	Rod - Push	1
9	92-4109	Circlip	1
10	92-4108	Washer - Retainer	1
11	92-4101	ASM - Primary Piston	1
12	92-4112	ASM - Cap	1

PROTOTYPE



T-1990

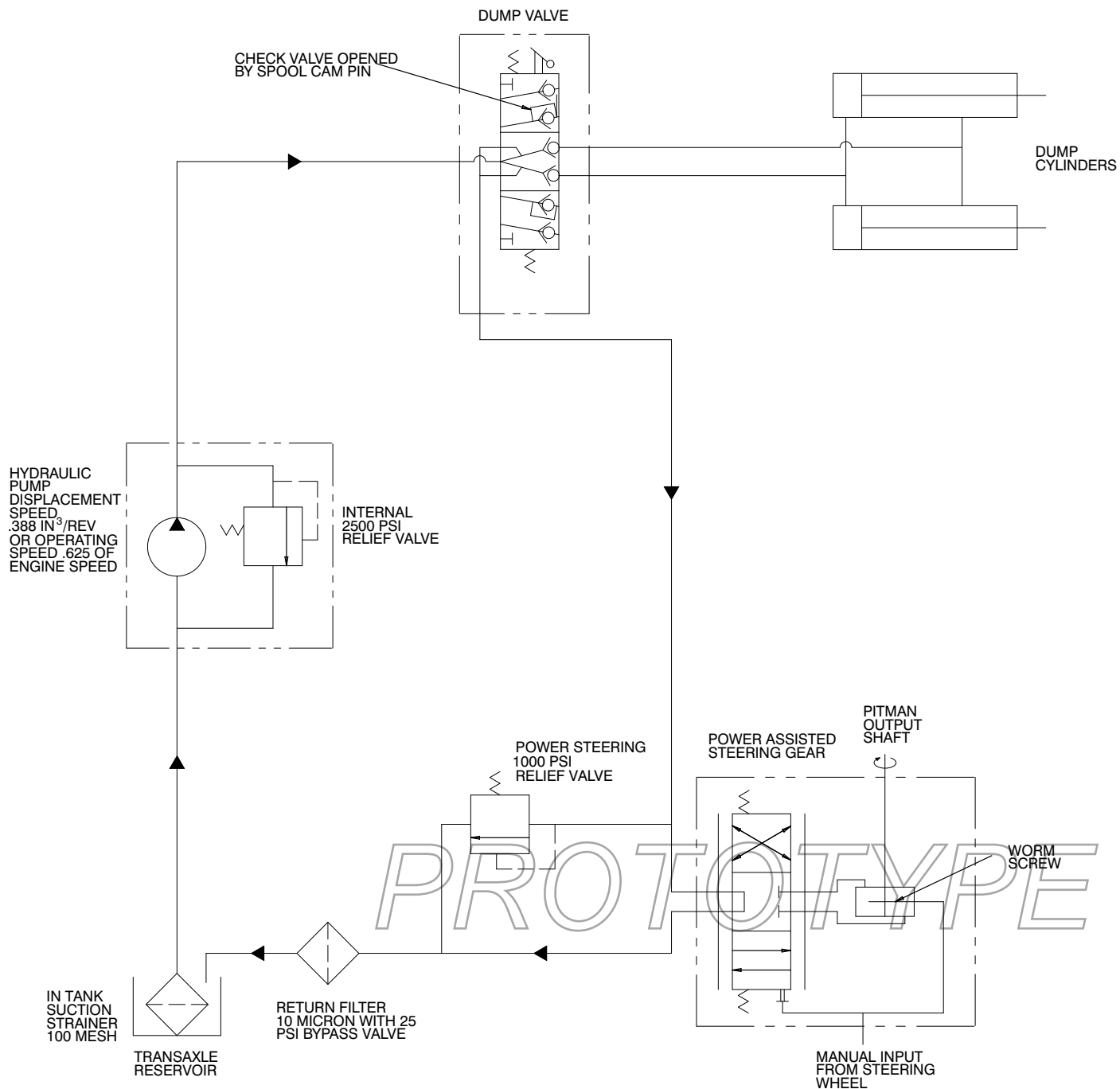
HYDRAULIC BRAKE LINE ROUTING ASSEMBLY

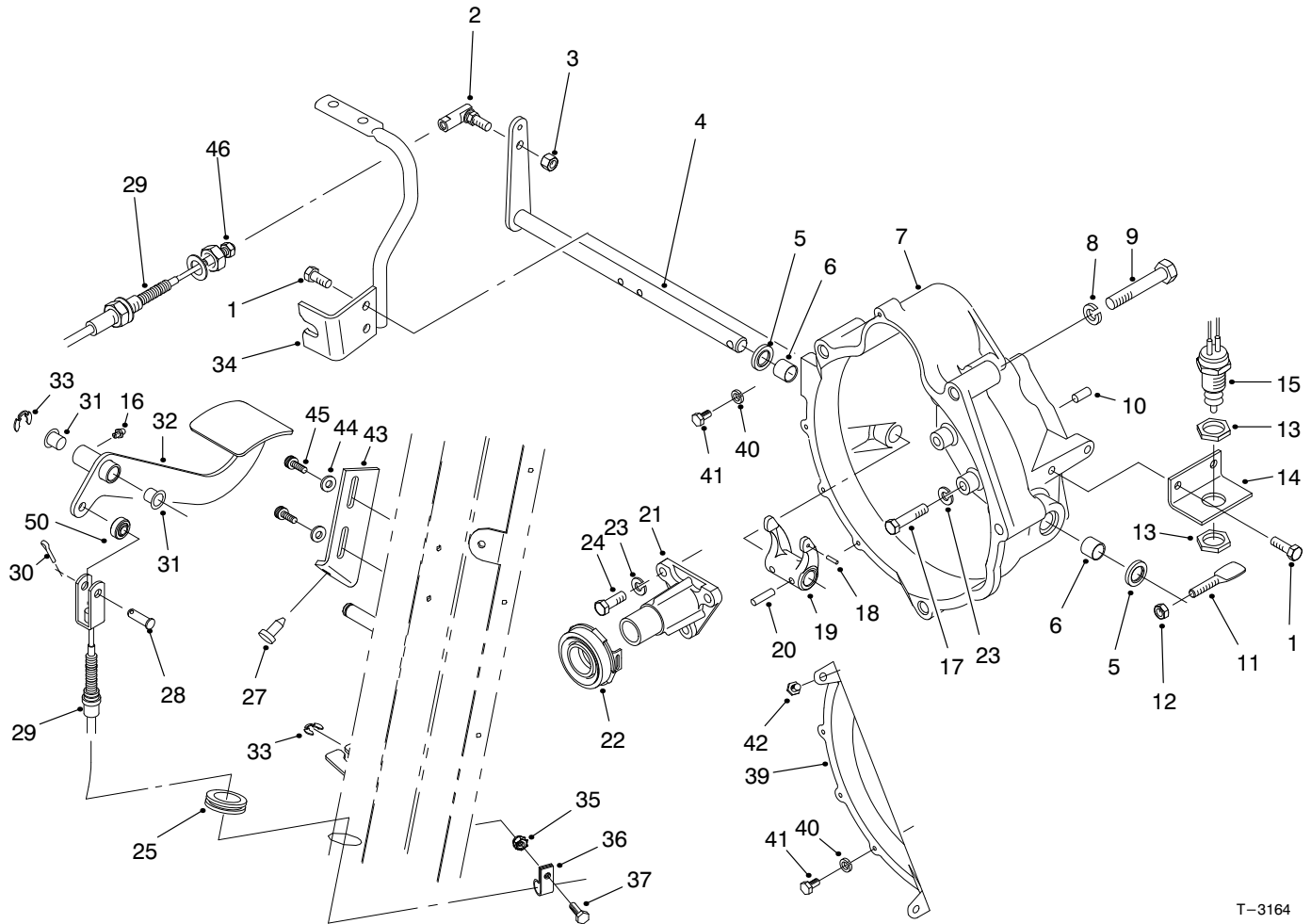
Ref. No.	Part No.	Description	No. Used
1	94-3820	Tube-Brake Front	1
2	87-7660	Clamp-Brake Line	8
3	321-9	Screw-HH	4
4	3256-22	Washer-Flat	5
5	94-3819	Tube-Brake Rear	1
6	87-3570	Fitting-Union	2
8	87-3580	Retainer-Brake Hose	2
9	93-7059	Hose-Brake Front	2

Ref. No.	Part No.	Description	No. Used
10	93-7081	Tube-Brake Front RH	1
11	322-2	Screw-HH	1
12	94-3842	Tube-Brake Rear	1
16	93-7082	Tube-Brake Front LH	1
17	32128-20	Nut-HFH	1
18	87-3560	Tee-Brake Line	1
19	93-7085	Tube-Brake Front	1
20	3296-42	Nut-Lock	4

PROTOTYPE

HYDRAULIC SCHEMATIC



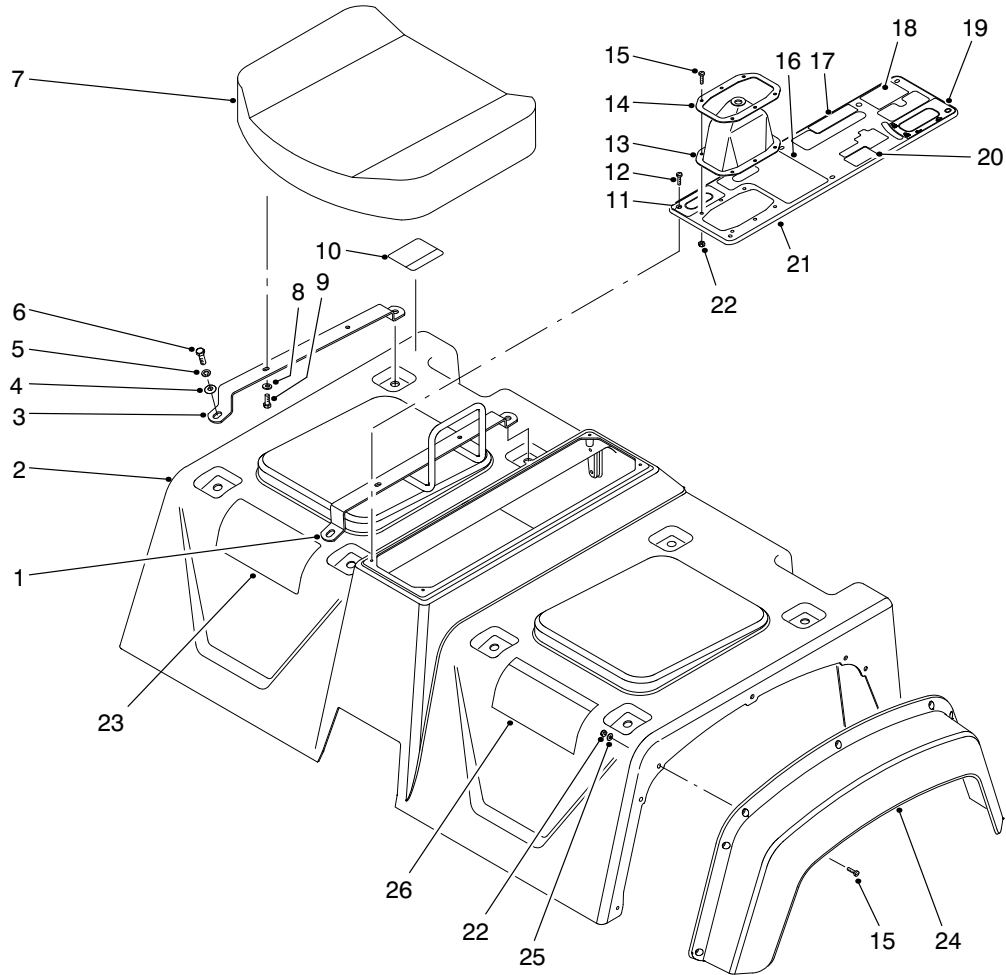


T-3164

CLUTCH LINKAGE ASSEMBLY

Ref. No.	Part No.	Description	No. Used
1	33114-020	Screw-HH	4
2	2411-33	Joint-Ball	1
3	3296-4	Nut-Lock	1
4	87-5290	Shaft-Release	1
5	87-1920	Seal-Shaft	2
6	87-3770	Bushing-Sleeve	2
7	93-7121	Housing-Bell	1
8	3253-22	Washer-Lock	4
9	56-2150	Screw-HH	4
10	87-1910	Pin-Alignment	2
11	87-5360	Paddle-Clutch, Switch	1
12	3296-29	Nut-Lock	1
13	3218-20	Nut-Jam	2
14	87-5350	Bracket-Switch	1
15	87-5490	Switch-Neutral	1
16	302-5	Fitting-Grease	1
17	33114-040	Screw-HH	9
18	32121-7	Pin-Roll	1
19	87-5300	Fork-Clutch	1
20	32121-24	Pin-Roll	2
21	87-5320	Guide-Release	1
22	87-2100	Bearing-Release	1
23	42-9850	Washer-Lock	12

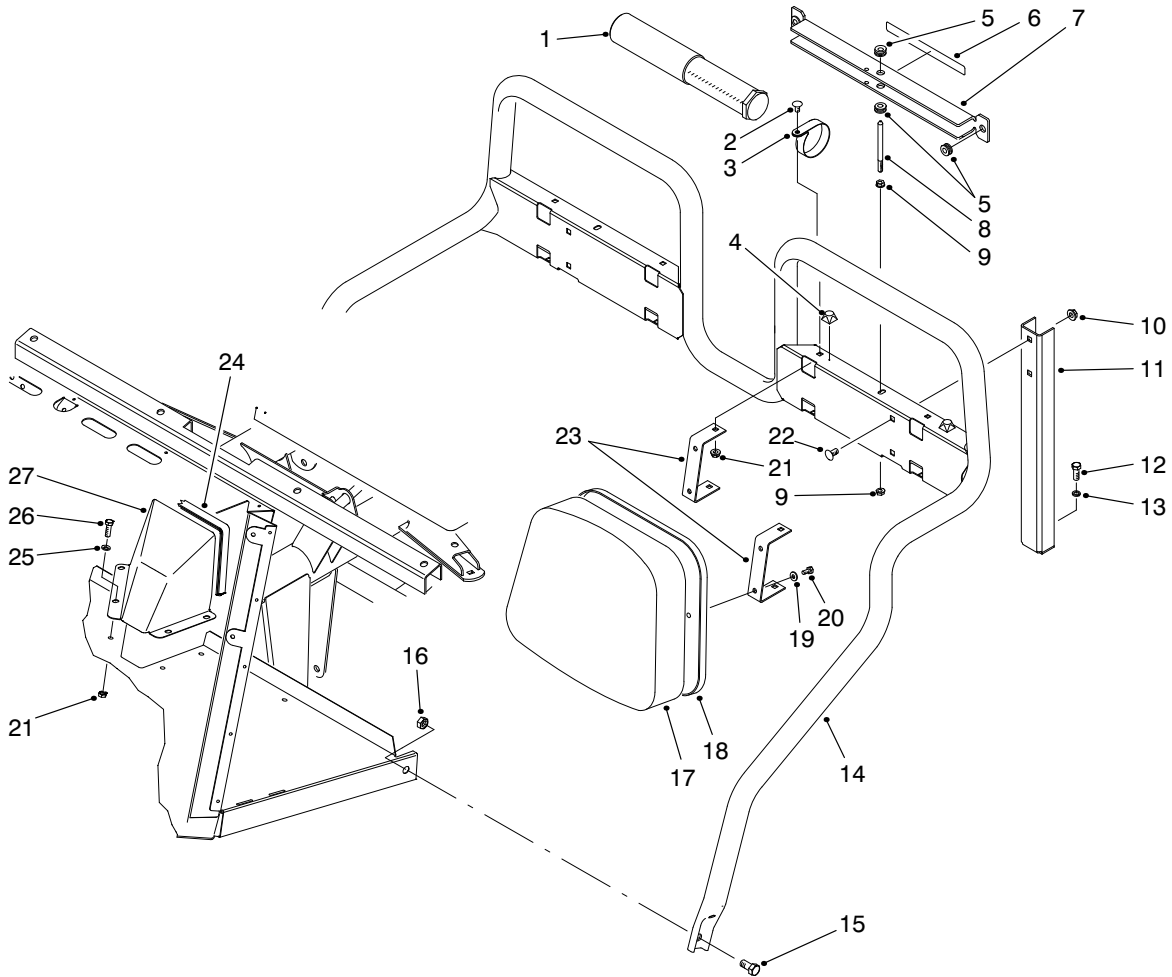
Ref. No.	Part No.	Description	No. Used
24	33114-025	Screw-HH	3
25	240-5	Grommet	1
27	87-8460	Bumper	1
28	283-75	Pin-Clevis	1
29	99-1204	ASM-Clutch Cable (Incl. Ref. #46)	1
30	3272-10	Pin-Cotter	1
31	256-156	Bushing-Flange	2
32	99-1199	Pedal-Clutch	1
33	32120-47	Ring-E	2
34	87-8480	ASM-Rod, Air Chamber	1
35	32128-33	Nut-HFH	1
36	2412-89	Clamp-R	1
37	321-4	Screw-HH	1
39	92-1938	Cover-Bell Housing	1
40	3253-3	Washer-Lock	4
41	33113-012	Screw-HH	4
42	92-2129	Screw-HH	2
43	87-8710	Tab-Clutch	1
44	3256-22	Washer-Flat	2
45	87-6620	Screw-Torx Pan Hd.	2
46	3220-2	Nut-Jam	1
50	99-1202	Rod End	1



T-2622

SEAT BASE ASSEMBLY

Ref. No.	Part No.	Description	No. Used	Ref. No.	Part No.	Description	No. Used
1	87-6890	Hold-Hand	1	17	87-6000	Decal-Differential Lock	1
2	92-4199	ASM-Skirt (Incl. Ref. #10 & 26)	1	17	92-5311	Decal-Differential Lock (Japan)	1
3	87-3800	Bracket-Seat Bottom	3	18	92-2609	Decal-Remote Hydraulics	1
4	3256-23	Washer-Flat	4	18	92-5346	Decal-Remote Hydraulics (Japan)	1
5	3253-4	Washer-Lock	4	19	87-6010	Decal-Dump Hydraulics	1
6	322-5	Screw-HH	8	19	92-5353	Decal-Dump Hydraulics (Japan)	1
7	87-5060	Cushion-Seat Bottom	2	20	87-6020	Decal-Parking Brake	1
8	3256-22	Washer-Flat	8	20	92-5304	Decal-Parking Brake (Japan)	1
9	321-4	Screw-HH	8	21	87-8080	ASM-Console Plate (Incl. Ref. #11 & 16-20)	1
10	87-5930	Decal-Caution	1	22	3296-2	Nut-Lock	20
10	92-5325	Decal-Caution (Japan)	1	23	99-1217	Decal-Quick Ref. 4200	1
11	87-5960	Decal-Axle Range	1	24	87-9480	Fender-Front	2
11	92-5318	Decal-Axle Range (Japan)	1	25	3256-61	Washer-Flat	14
12	32144-52	Screw-TAP	6	26	87-5920	Decal-Danger	1
13	87-8620	Boot-Shift	1	26	92-6408	Decal-Danger (Japan)	1
14	87-3760	Plate-Shift Boot	1				
15	3250-13	Screw-PPH	20				
16	87-5970	Decal-PTO	1				
16	92-5360	Decal-PTO (Japan)	1				

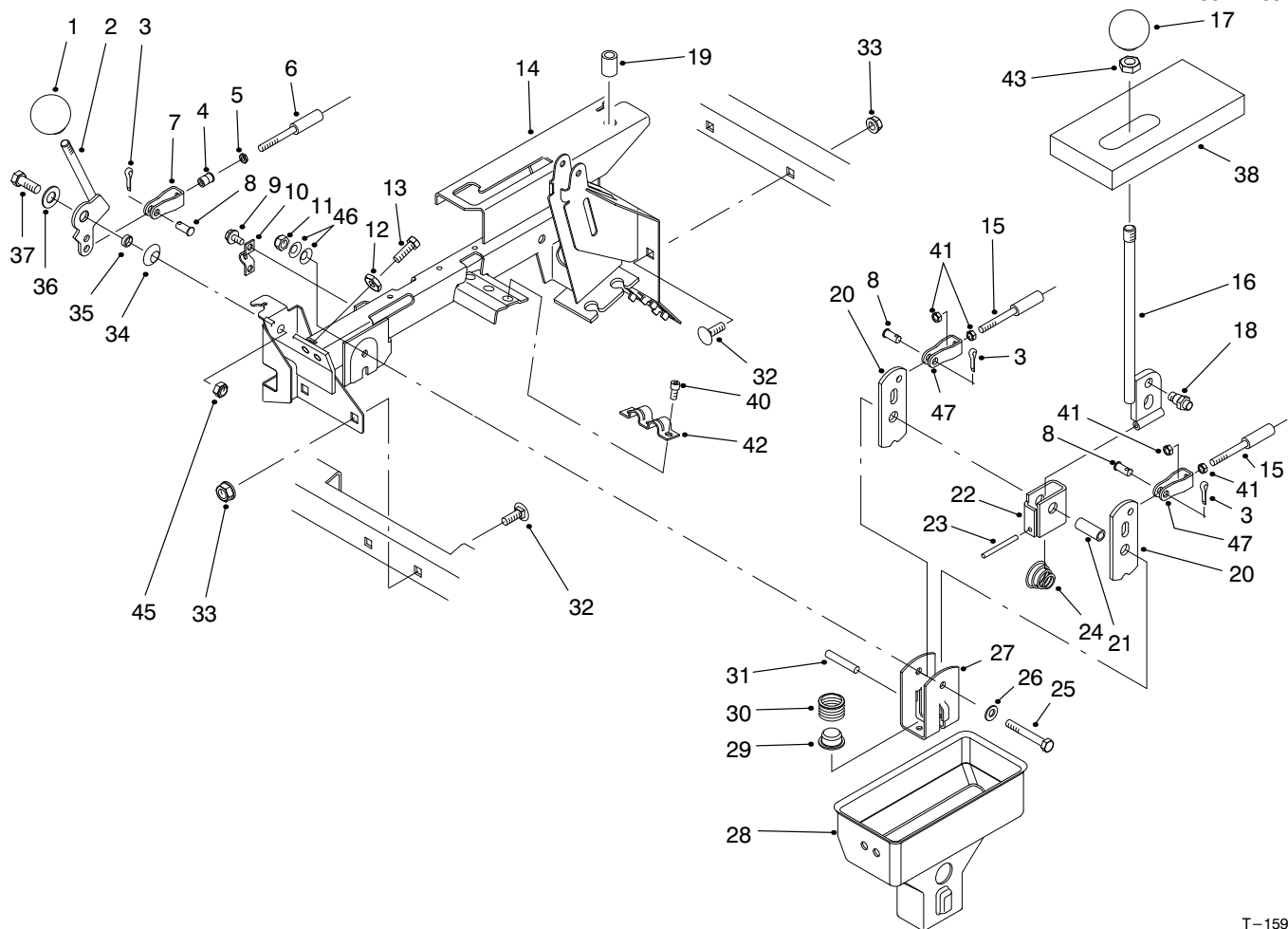


T-2009

SEAT BACK ASSEMBLY

Ref. No.	Part No.	Description	No. Used
1	74-0720	Tube-Manual	1
2	3230-18	Bolt-CARR	8
3	2412-133	Clamp-R	2
4	111071	Bumper	2
5	92-5972	Grommet	4
6	87-7930	Decal-Danger	1
6	92-6415	Decal-Danger (Japan)	1
7	87-7950	ASM-Bed Support (Incl. Ref. #5 & 6)	1
8	87-7940	Stud	1
9	32128-44	Nut-HFH	2
10	3290-357	Nut-HFH	4
11	87-2510	Bracket-Seat Frame	2
12	323-6	Screw-HH	2
13	3253-21	Washer-Lock	2

Ref. No.	Part No.	Description	No. Used
14	87-6170	Frame-Seat	1
15	325-4	Screw-HH	2
16	3296-23	Nut-Lock	2
17	87-6290	Cushion-Seat Back	2
18	87-6280	Plate-Seat Back	2
19	3256-22	Washer-Flat	8
20	321-4	Screw-HH	8
21	32128-20	Nut-HFH	12
22	3231-21	Bolt-CARR	4
23	87-6240	Bracket-Seat Back	4
24	87-9660	Trim	1
25	3256-23	Washer-Flat	4
26	322-3	Screw-HH	4
27	87-9650	Cover-Steering Gear	1

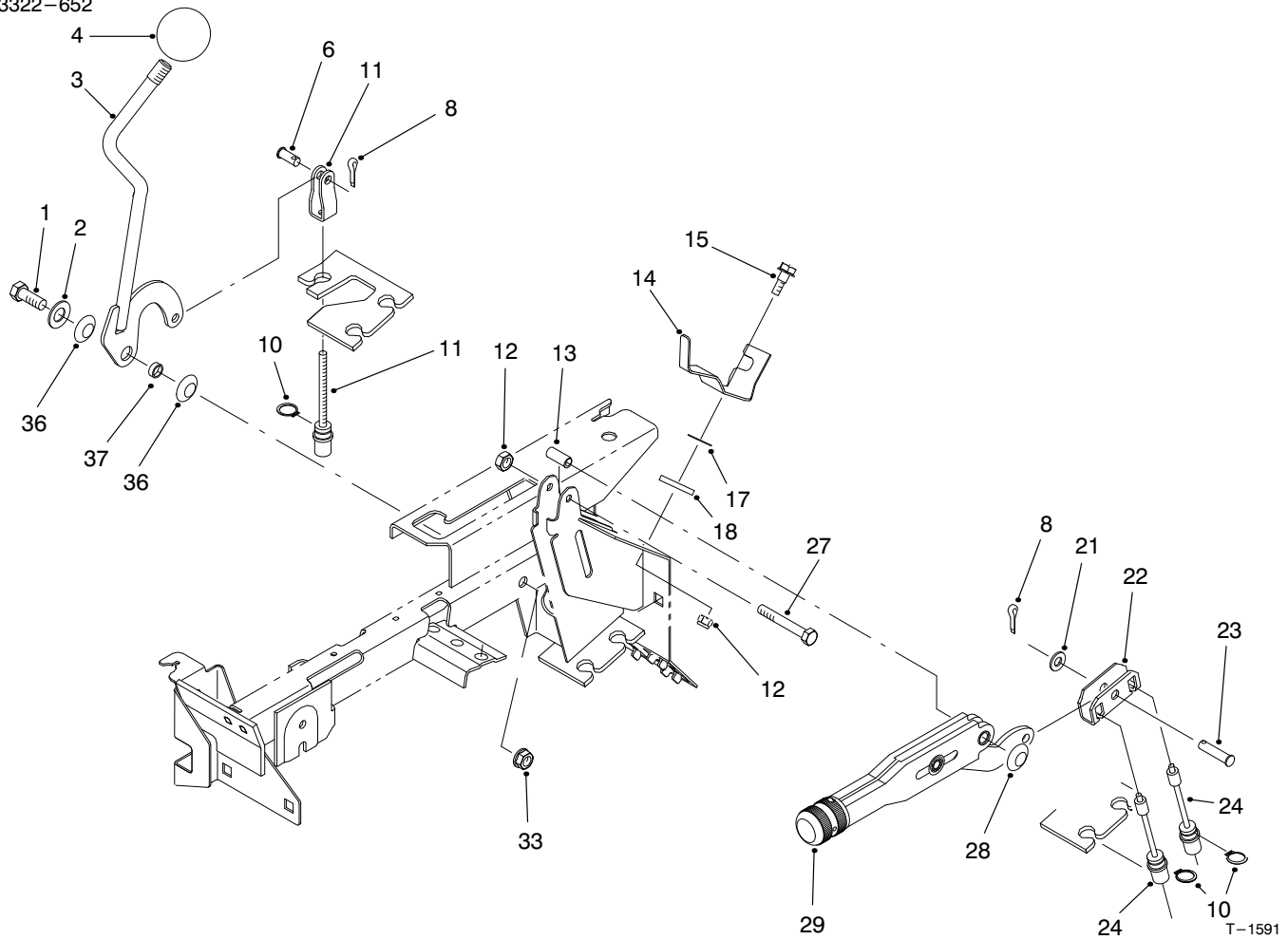


T-1590

HI-LO & SHIFT LEVER ASSEMBLY

Ref. No.	Part No.	Description	No. Used	Ref. No.	Part No.	Description	No. Used
1	233-37	Knob	1	22	87-6040	Bracket-Shifter	1
2	87-4350	Lever-Hi-Lo	1	23	32121-48	Pin-Roll	1
3	3272-6	Pin-Cotter	3	24	87-2900	Spring-Compression	1
4	32148-15	Insert-Threaded	1	25	322-12	Screw-HH	1
5	3219-14	Nut-Jam	1	26	87-8640	Washer-Flat	1
6	93-7106	ASM-Hi-Lo Cable (Incl. Ref. #5)	1	27	87-3520	Clevis	1
7	87-7160	ASM-Clevis, Cable (Incl. Ref. #4)	1	28	87-2260	Boot-Shift Lower	1
8	283-62	Pin-Clevis	3	29	87-3530	Button-Shifter	1
9	32144-4	Screw-HFH	2	30	87-3660	Spring-Compression	1
10	87-4340	Clamp-Cable	1	31	3290-507	Pin-Dowel	1
11	3296-58	Nut-Lock	1	32	3231-21	Bolt-CARR	4
12	3220-3	Nut-Jam	2	33	3290-357	Nut-HFH	4
13	3211-8	Screw-HH	2	34	3290-221	Washer-Spring	1
14	94-5202	ASM-Lever Support (Incl. Ref. #19)	1	35	76-9100	Spacer-Hi-Lo Lever	1
15	93-7105	ASM-Cable (Incl. Ref. #41)	2	36	49-9150	Washer-Flat	1
16	87-2040	Lever-Shift	1	37	323-6	Screw-HH	1
17	87-6720	Knob	1	38	87-6570	Foam-Seal	1
18	87-3650	Pin-Shift	1	40	65-5220	Screw-HSH	3
19	32148-7	Nut-Clinch	2	41	3220-1	Nut-Jam	4
20	87-3540	Link-Shift	2	42	87-4960	Clamp-Cable	1
21	87-2520	Tube-Pivot	1	43	3218-18	Nut-Jam	1
				45	3296-39	Nut-Lock	1
				46	3290-456	Washer-Belleville	2
				47	87-2310	Clevis-Cable	2

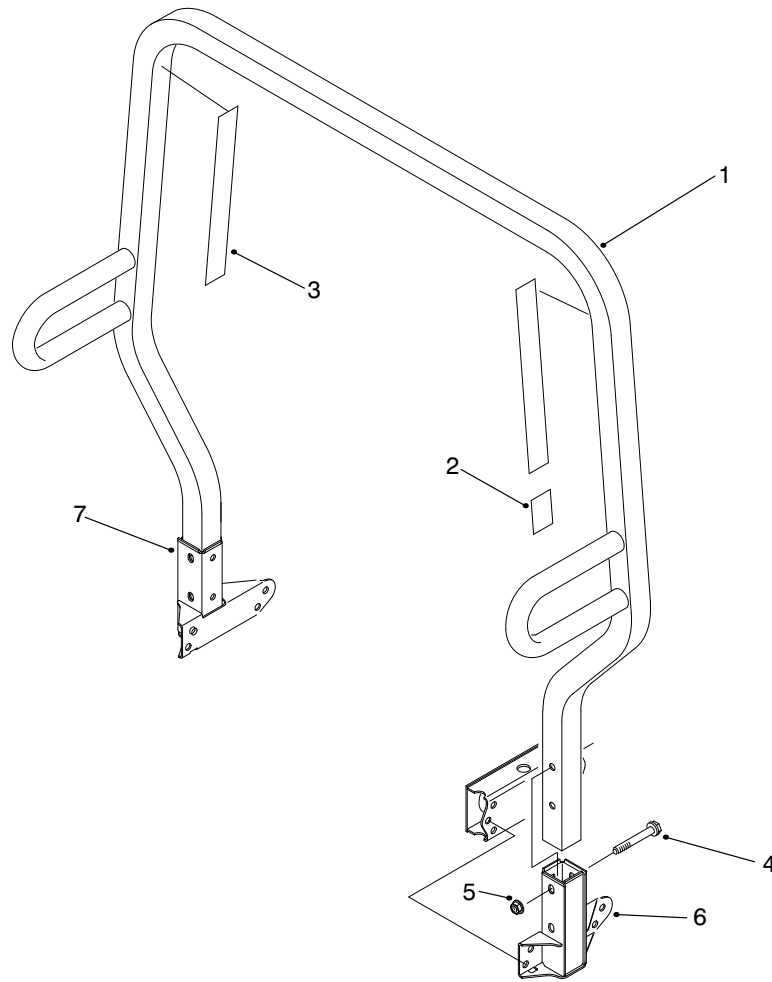
3322-652



DIFFERENTIAL LOCK & PARKING BRAKE ASSEMBLY

Ref. No.	Part No.	Description	No. Used
1	323-6	Screw-HH	1
2	49-9150	Washer-Flat	1
3	87-5030	Lever-Differential Lock	1
4	233-48	Knob	1
6	283-62	Pin-Clevis	1
8	3272-6	Pin-Cotter	1
10	32120-47	Ring-Retaining	3
11	87-4460	ASM-Differential Lock Cable	1
12	3296-42	Nut-Lock	1
13	87-4710	Spacer-Barking Brake	1
14	87-6640	Lever-Dump Stop	1
15	42-3560	Screw-Shoulder	1

Ref. No.	Part No.	Description	No. Used
17	3290-478	Washer-Belleville	1
18	71-5320	Washer-Flat	1
21	3256-23	Washer-Flat	1
22	87-3480	Plate-Brake Equalizer	1
23	94-3829	Pin-Clevis	1
24	87-8240	Cable-Parking Brake	2
27	321-9	Screw-HH	1
28	3290-477	Washer-Curved	1
29	87-2710	Lever-Parking Brake	1
33	3296-39	Nut-Lock	1
36	3290-221	Washer-Spring	2
37	76-2290	Spacer	1



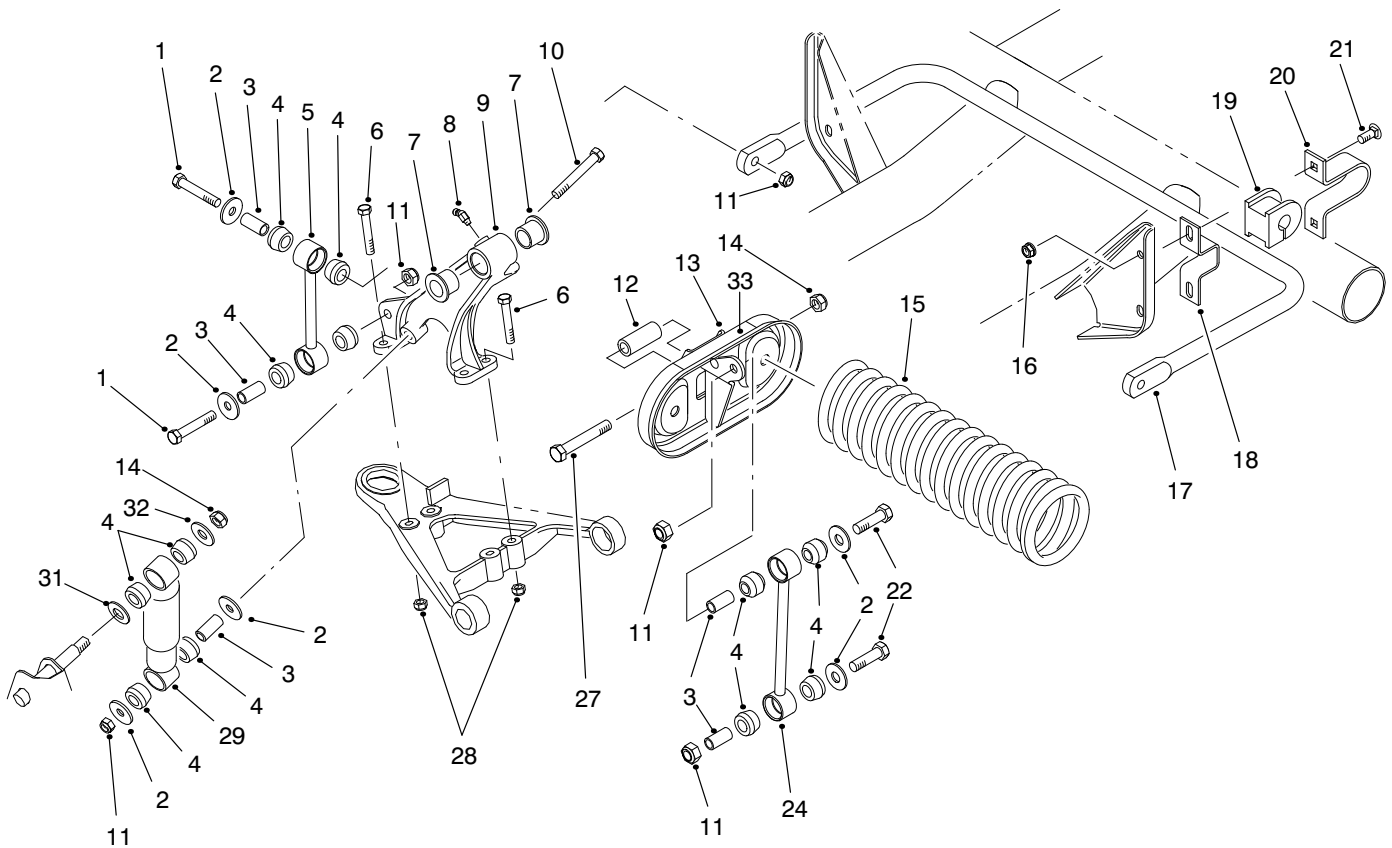
T-1592

ROLL OVER PROTECTION ASSEMBLY (R.O.P.S.)

Ref. No.	Part No.	Description	No. Used
1	87-7090	ASM-Frame, R.O.P.S. (Incl. Ref. #2 & 3)	1
2	87-5940	Decal-Rollover	1
2	92-5388	Decal-Rollover (Japan)	1
3	87-5980	Decal-ROPS	2

Ref. No.	Part No.	Description	No. Used
3	92-5381	Decal-R.O.P.S. (Japan)	2
4	3234-40	Screw-HFH	4
5	32128-23	Nut-HFH	4
6	87-6950	Receiver-LH	1
7	87-6960	Receiver-RH	1

PROTOTYPE



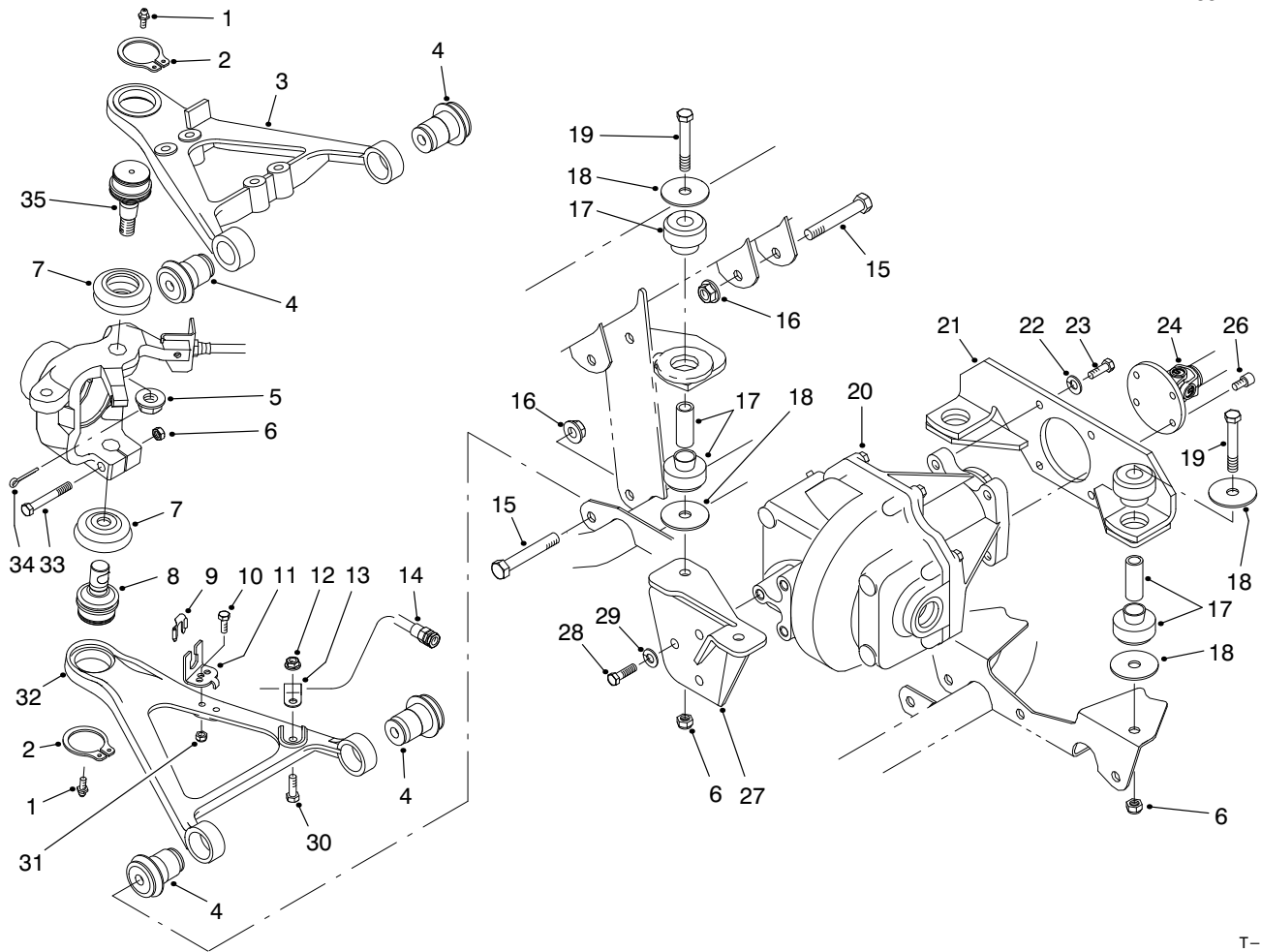
T-1593

FRONT SUSPENSION ASSEMBLY

Ref. No.	Part No.	Description	No. Used
1	324-10	Screw-HH	4
2	87-5330	Washer	8
3	87-3600	Spacer	10
4	87-3920	Bushing-Rubber	16
5	87-3860	Link-Anti-Sway Bar	2
6	323-12	Screw-HH	8
7	33-3090	Bushing-Flange	4
8	302-11	Fitting-Grease	1
9	87-0150	Tower-Control Arm RH	1
*	87-0160	Tower-Control Arm LH	1
10	324-13	Screw-HH	2
11	3296-48	Nut-Lock	10
12	87-2500	Sleeve-Spring Pivot	2
13	87-7150	ASM-Cradle, Spring (Incl. Ref. #33)	2
14	3296-23	Nut-Lock	4

Ref. No.	Part No.	Description	No. Used
15	87-0690	Spring-Compression	2
16	3290-357	Nut-HFH	4
17	87-3850	Bar-Anti-Sway	1
18	87-3890	Bracket-Anti-Sway Bar	2
19	87-3910	Bushing-Anti-Sway Bar	2
20	87-4010	Clamp-Anti-Sway Bar	2
21	3231-25	Bolt-CARR	4
22	324-9	Screw-HH	4
24	87-2480	Link-Stabilizer	2
27	325-13	Screw-HH	2
28	3296-39	Nut-Lock	8
29	87-3110	Absorber-Shock	2
31	3256-27	Washer-Flat	2
32	3256-6	Washer-Flat	2
33	44-0760	Decal-Warning	2
33	92-6493	Decal-Warning (Japan)	2

*Not Illustrated

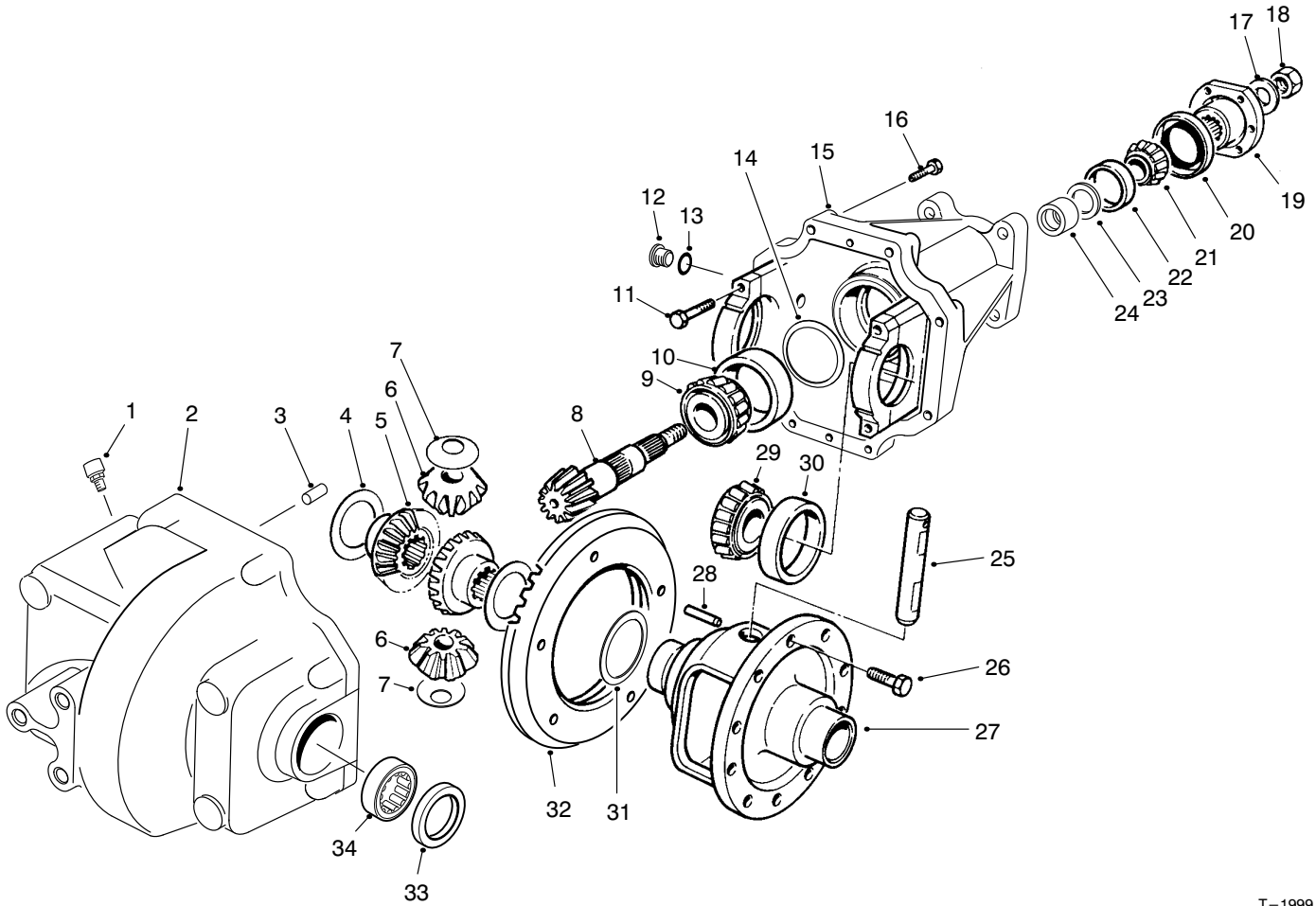


T-1991

FRONT SUSPENSION CONTROL ARM ASSEMBLY

Ref. No.	Part No.	Description	No. Used	Ref. No.	Part No.	Description	No. Used
1	302-5	Fitting-Grease	4	18	87-5100	Washer-Snubbing	8
2	32151-104	Ring-Retaining	4	19	324-12	Screw-HH	4
3	93-7135	Arm-Control Upper RH	1	20	93-7054	ASM-Front Differential	1
*	93-7133	Arm-Control Upper LH	1	21	93-7074	Mount-Differential Rear	1
4	87-1450	Bushing-Flange	8	22	3253-21	Washer-Lock	4
5	32136-2	Nut-Hex. Slotted	2	23	323-7	Screw-HH	4
6	3296-48	Nut-Lock	6	24	93-7116	ASM-Differential Driveshaft	1
7	87-2420	Seal-Lower Ball	4	26	3274-97	Screw-HSH	6
8	93-7052	Joint-Ball	2	27	93-7118	Bracket-Differential Front	1
9	87-3580	Retainer	2	28	324-5	Screw-HH	3
10	321-6	Screw-HH	2	29	3253-6	Washer-Lock	3
11	93-7070	Bracket-Brake Hose	2	30	322-5	Screw-HH	2
12	32128-20	Nut-HFH	2	31	3296-42	Nut-Lock	2
13	2412-10	Clamp-R	2	32	87-0210	Arm-Control Lower RH	1
14	93-7059	Hose-Brake Front	2	*	87-0220	Arm-Control Lower LH	1
15	325-13	Screw-HH	8	33	324-11	Screw-HH	2
16	3296-23	Nut-Lock	8	34	3272-11	Pin-Cotter	2
17	87-4970	ASM-Engine Mount	4	35	87-1430	Joint-Upper Ball	2

*Not Illustrated



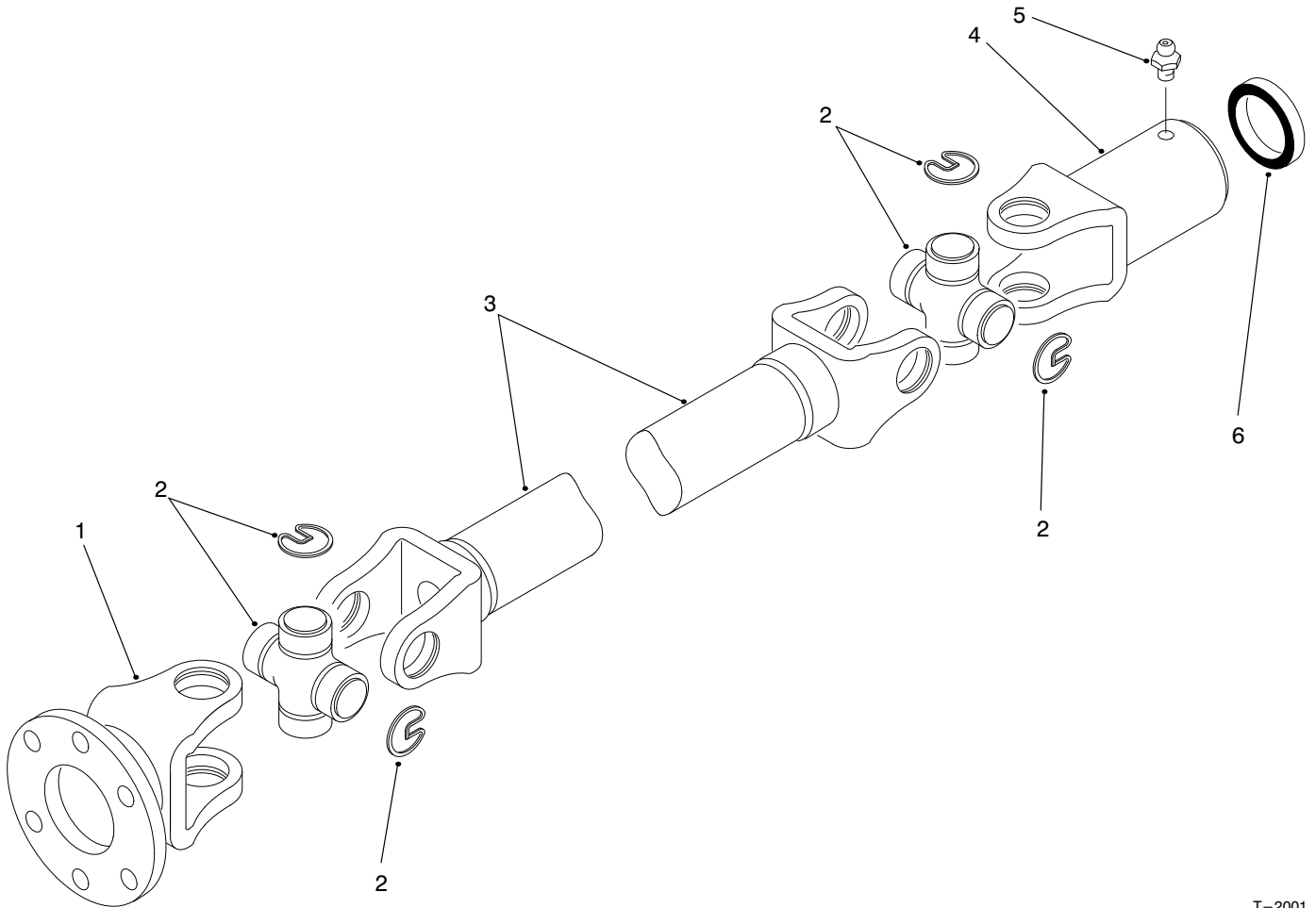
T-1999

FRONT DIFFERENTIAL ASSEMBLY NO. 93-7054

Ref. No.	Part No.	Description	No. Used
1	93-8910	Vent	1
2	93-8908	Housing-Front	1
3	21-8270	Pin-Alignment	2
4	21-7720	Washer-Thrust	2
5	93-8911	Gear-Bevel Side	2
6	21-7690	Gear-Pinion	2
7	21-7730	Washer-Thrust	2
8	93-3618	ASM-Pinion & Ring Gear (Incl. Ref. #32)	1
9	43-6760	Cone-Bearing	1
10	43-6750	Cup-Bearing	1
11	92-1773	Screw-HH	4
12	93-8916	ASM-Plug (Incl. Ref. #13)	2
13	237-79	O-Ring	2
14	43-6710	Shim-.003"	A/R
*	43-6711	Shim-.005"	A/R
*	43-6712	Shim-.010"	A/R
*	43-6713	Shim-.030"	A/R
15	93-8900	ASM-Carrier (Incl. Ref. #11)	1
16	93-8909	Screw-HH	8
17	71-4340	Washer	1
18	71-4350	Nut-Lock	1
19	93-8903	Flange	1

Ref. No.	Part No.	Description	No. Used
20	71-4330	Seal-Oil	1
21	93-8904	Shim-.003"	A/R
*	93-8905	Shim-.005"	A/R
*	93-8906	Shim-.010"	A/R
*	93-8907	Shim-.030"	A/R
22	264-91	Cone-Bearing	1
23	254-90	Cup-Bearing	1
24	93-8902	Spacer-Bearing	1
25	21-7700	Shaft-Pinion	1
26	21-7770	Screw-HH	5
27	21-7670	Case-Differential	1
28	32121-15	Pin-Roll	1
29	254-65	Cone-Bearing	2
30	254-66	Cup-Bearing	2
31	21-8090	Shim-.003"	A/R
*	21-8100	Shim-.005"	A/R
*	21-8110	Shim-.010"	A/R
*	21-8120	Shim-.030"	A/R
32		Gear-Ring	1
33	93-8918	Seal-Oil	2
34	93-8917	Bearing-Needle	2
*	93-8901	ASM-Differential Case (Incl. Ref. #4-7, 25, 27 & 28)	1

*Not Illustrated



T-2001

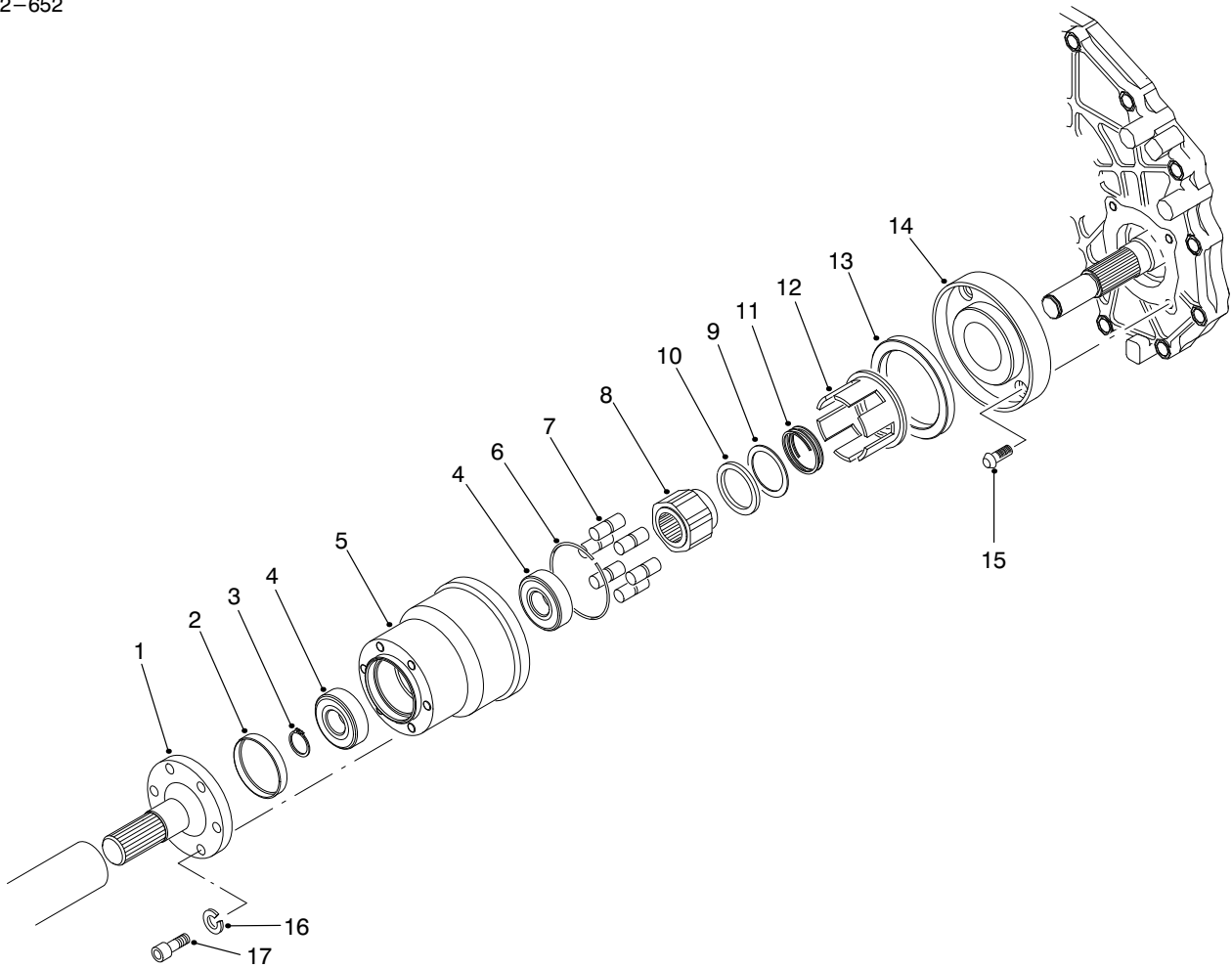
DIFFERENTIAL DRIVESHAFT ASSEMBLY NO. 93-7116

Ref. No.	Part No.	Description	No. Used
1	92-4193	Yoke-Flange	1
2	54-9180	Kit-Cross & Bearing	2
3	92-4194	Yoke-Tube	1
4	92-4195	ASM-Slip Yoke (Incl. Ref. #5)	1

Ref. No.	Part No.	Description	No. Used
5	302-11	Fitting-Grease	1
6	92-4196	Seal	1
*	93-7116	ASM-Driveshaft (Incl. Ref. #1-6)	1

PROTOTYPE

*Not Illustrated



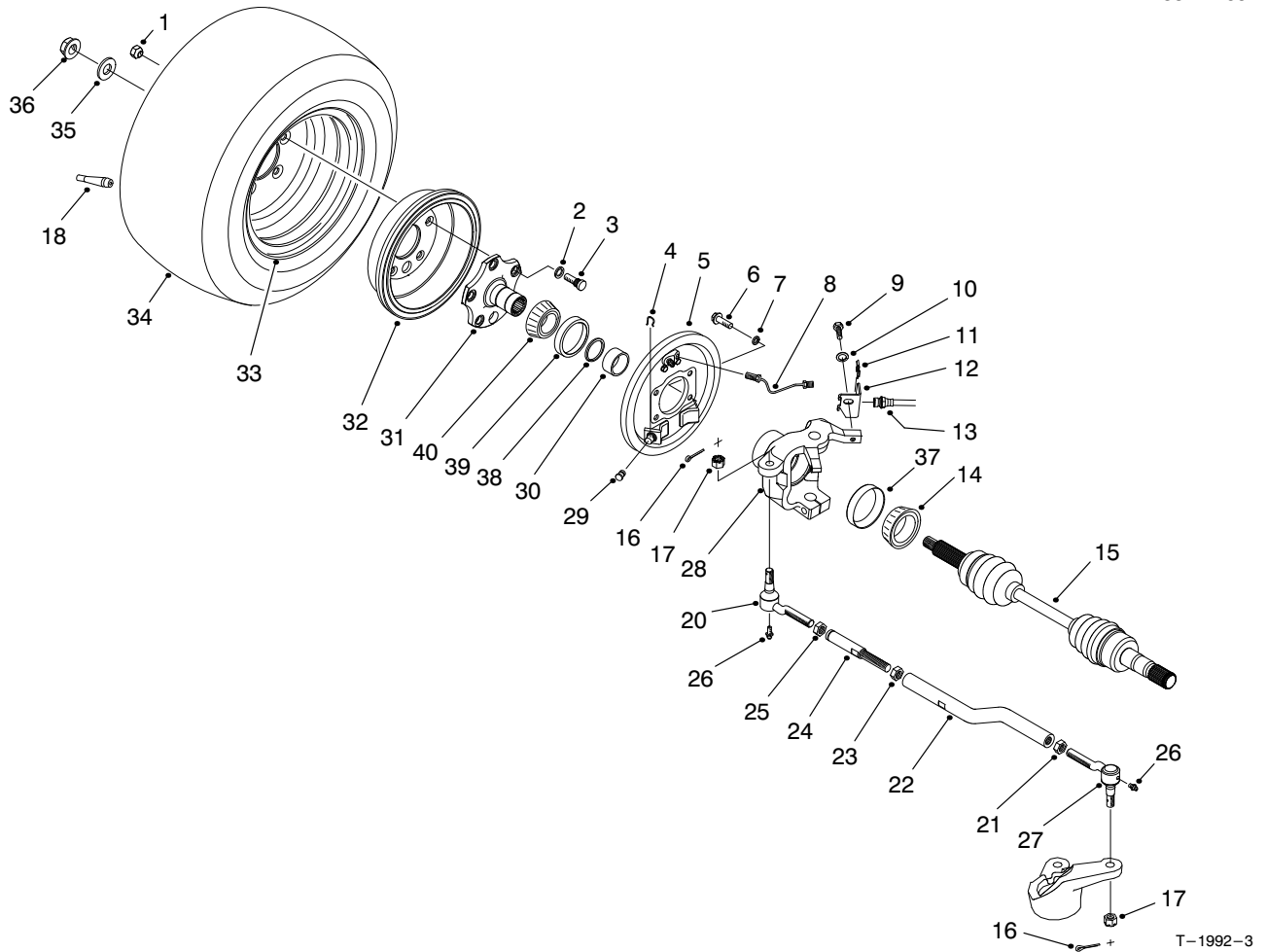
T-1993

BIDIRECTIONAL CLUTCH ASSEMBLY

Ref. No.	Part No.	Description	No. Used
1	87-9840	Shaft-Clutch	1
2	87-9220	Plug-Seal	1
3	87-9370	Ring-Retaining	1
4	251-8	Bearing-Ball	2
5	93-8920	Housing & Race	1
6	93-8922	Spring-Garter	1
7	93-8925	Roller	6
8	93-8924	Cam	1
9	93-8929	Washer-Thrust	1
10	93-8919	Bearing-Thrust	1

Ref. No.	Part No.	Description	No. Used
11	93-8923	Spring	1
12	93-8921	Cage	1
13	87-9360	Seal-Oil	1
14	93-7117	Plate-Adaptor	1
15	3274-96	Screw	4
16	3253-4	Washer-Lock	6
17	3274-97	Screw-HSH	6
	* 93-7115	ASM-Bidirectional Clutch (Incl. Ref. #5-12)	1

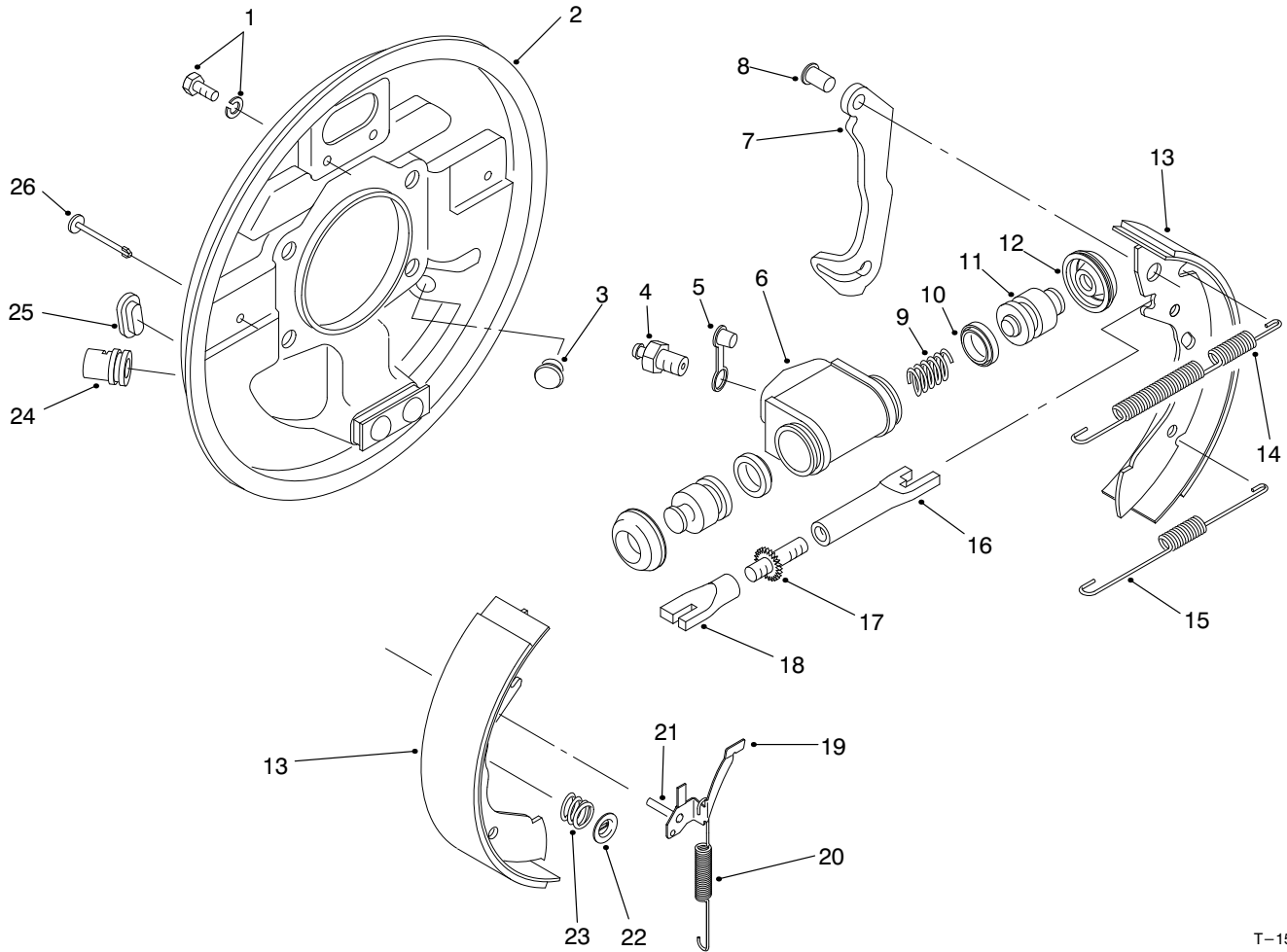
*Not Illustrated



FRONT WHEEL ASSEMBLY

Ref. No.	Part No.	Description	No. Used	Ref. No.	Part No.	Description	No. Used
1	23-7270	Nut-Lug	10	21	3218-21	Nut-Jam (Left Hand Threaded)	2
2	3253-6	Washer-Lock	10	22	93-7056	Rod-Tie RH	1
3	87-2080	Screw-HH	10	*	93-7057	Rod-Tie LH	1
4	87-3310	Clip-Brake Cable	2	23	3220-7	Nut-Jam	1
5	87-9170	ASM-Brake, RH	1	24	93-7055	Turnbuckle	1
*	87-9180	ASM-Brake, LH	1	25	3220-11	Nut-Jam	2
6	323-6	Screw-HH	8	26	302-5	Fitting-Grease	4
7	3253-21	Washer-Lock	8	27	94-3807	ASM-Tie Rod End (Incl. Ref. #16-17 & 26)	2
8	93-7080	Tube-Brake RH	1	28	87-9600	Housing-Axle RH	1
*	93-7079	Tube-Brake LH	1	*	87-9620	Housing-Axle LH	1
9	323-4	Screw-HH	2	29	87-3450	Plug	2
10	3256-24	Washer-Flat	2	30	87-9210	Spacer	2
11	87-3580	Retainer	2	31	87-9190	Stub-Axle	2
12	93-7071	Bracket-Brake Hose RH	1	32	93-7128	Drum-Brake	2
*	93-7058	Bracket-Brake Hose LH	1	33	87-7520	Rim	2
13	93-7059	Hose-Brake Front	2	34	94-5261	Tire	2
14	87-9200	Bearing-Matched Set	2	*	Optional	Tire-Hard Surface Options (See Dealer/Distributor for Tire Selection Guide)	2
15	93-7078	ASM-Constant Velocity Joint	2	35	87-3060	Washer-Flat	2
16	3272-12	Pin-Cotter	4	36	32128-53	Nut-HFH	2
17	32136-3	Nut-Hex. Slotted	4				
18	237-27	Stem-Valve	2				
20	94-3804	ASM-Tie Rod End (Left Hand Threaded) (Incl. Ref. #16-17 & 26)	2				

*Not Illustrated

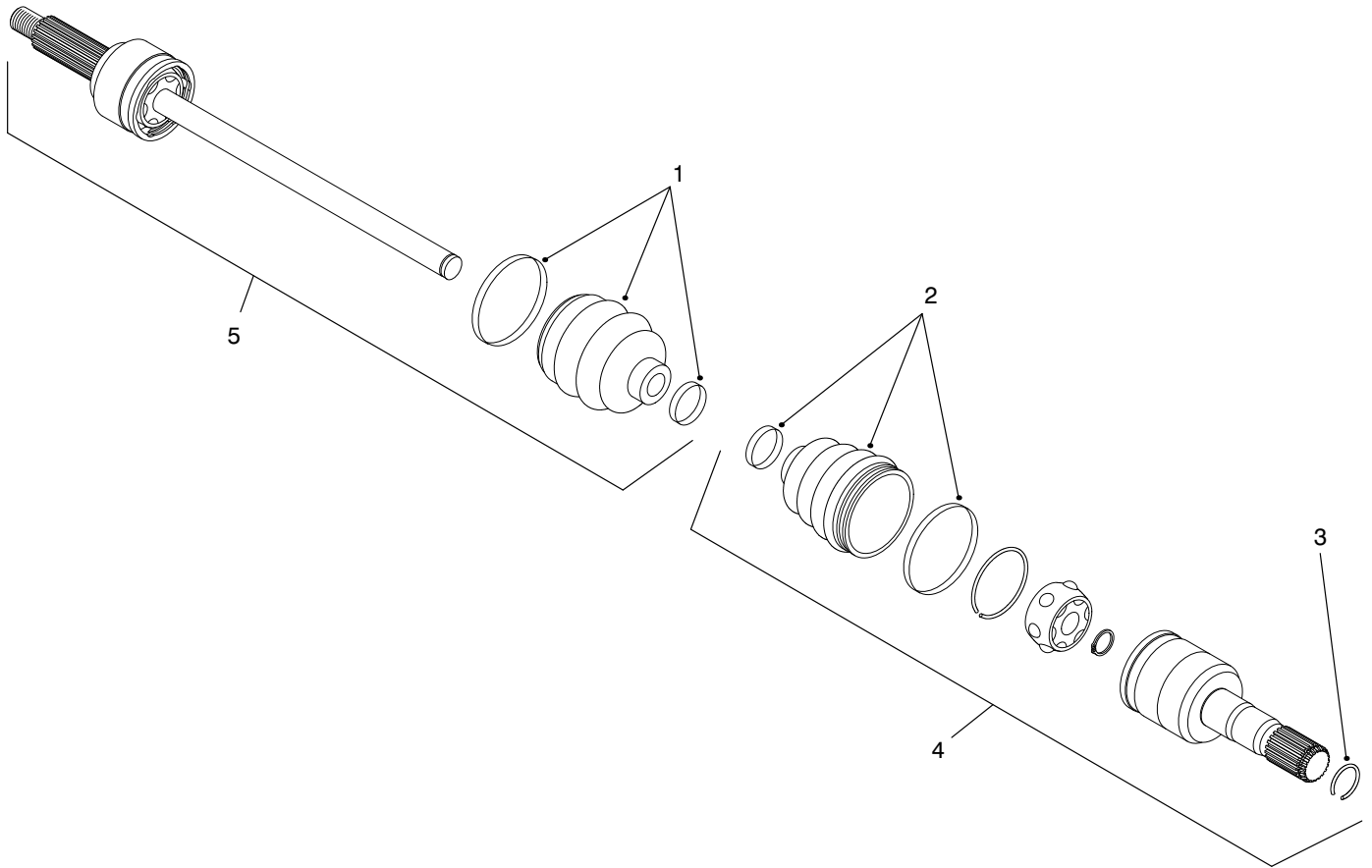


T-1596

FRONT BRAKE ASSEMBLY

Ref. No.	Part No.	Description	No. Used	Ref. No.	Part No.	Description	No. Used
1	92-4135	Set Bolt	2	19	92-4123	ASM-Pawl LH (Incl. Ref. #21)	1
2	92-4136	ASM-Backplate LH (Incl. Ref. #24)	1	*	92-4124	ASM-Pawl RH (Incl. Ref. #21)	1
*	92-4100	ASM-Backplate RH (Incl. Ref. #24)	1	20	92-4150	Spring-Adjuster, LH	1
3	92-4146	Plug	1	*	92-4151	Spring-Adjuster, RH	1
4	92-4113	Screw-Bleed	1	21		Pin-Pawl	1
5	92-4114	Cap-Bleed Screw	1	22	92-4131	Washer-Hold Down	2
6		Body	1	23	92-4152	Spring-Hold Down	2
7		Lever-Operating LH/RH	1	24		Guide-Pipe	1
8		Pin	1	25	92-4134	Plug-Inspection	1
9		Spring	1	26	92-4133	Pin-Hold Down	2
10		Seal-'L' Type	2	*	92-4144	ASM-Adjuster LH (Incl. Ref. #16-18)	1
11		Piston	2	*	92-4145	ASM-Adjuster RH (Incl. Ref. #16-18)	1
12		Cover-Dust	2	*	92-4117	ASM-Wheel Cylinder LH (Incl. Ref. #4-6 & 9-12)	1
13	92-4143	Shoe & Lining Set (Incl. Ref. #7 & 8)	1	*	92-4118	ASM-Wheel Cylinder RH (Incl. Ref. #4-6 & 9-12)	1
14	92-4147	Spring-Shoe, Upper LH	1	*	92-4119	Kit-Seal (Incl. Ref. #10 & 12)	1
*	92-4148	Spring-Shoe, Upper RH	1	*	87-9170	ASM-Front Brake RH (Complete)	1
15	92-4149	Spring-Shoe, Lower	1	*	87-9180	ASM-Front Brake LH (Complete)	1
16		Pushrod-Female LH	1				
*		Pushrod-Female RH	1				
17		Bolt-Adjuster	1				
18		Sleeve-Adjuster	1				

*Not Illustrated



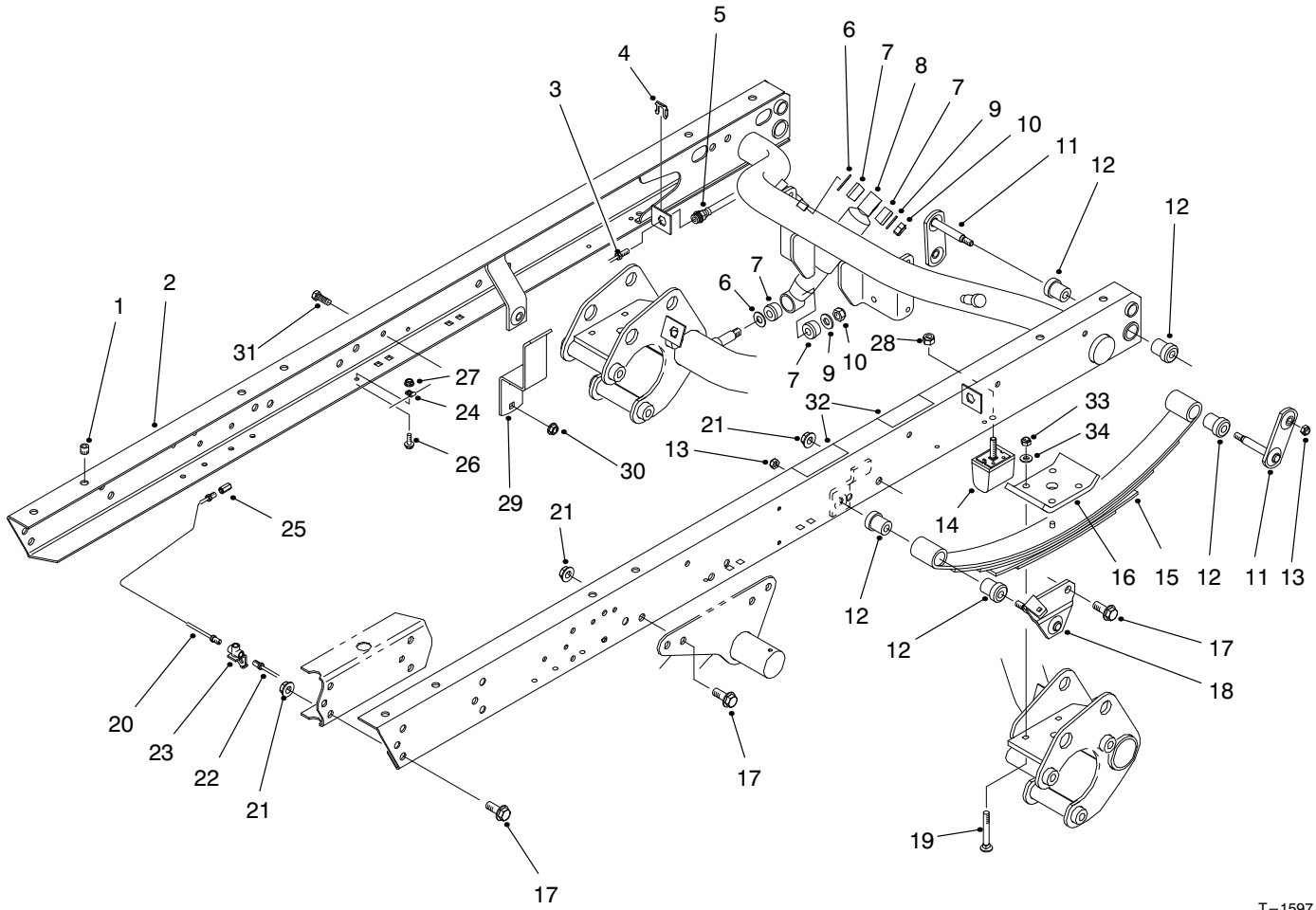
T-2111

CONSTANT VELOCITY (CV) JOINT ASSEMBLY NO. 93-7078

Ref. No.	Part No.	Description	No. Used
1	93-8982	Kit-Boot, Outboard	1
2	93-8983	Kit-Boot, Kit-Inboard	1
3	93-8985	Clip-Circular	1

Ref. No.	Part No.	Description	No. Used
4	93-8984	ASM-Joint, Inboard	1
5	93-8981	Joint & Shaft-Outboard	1

PROTOTYPE



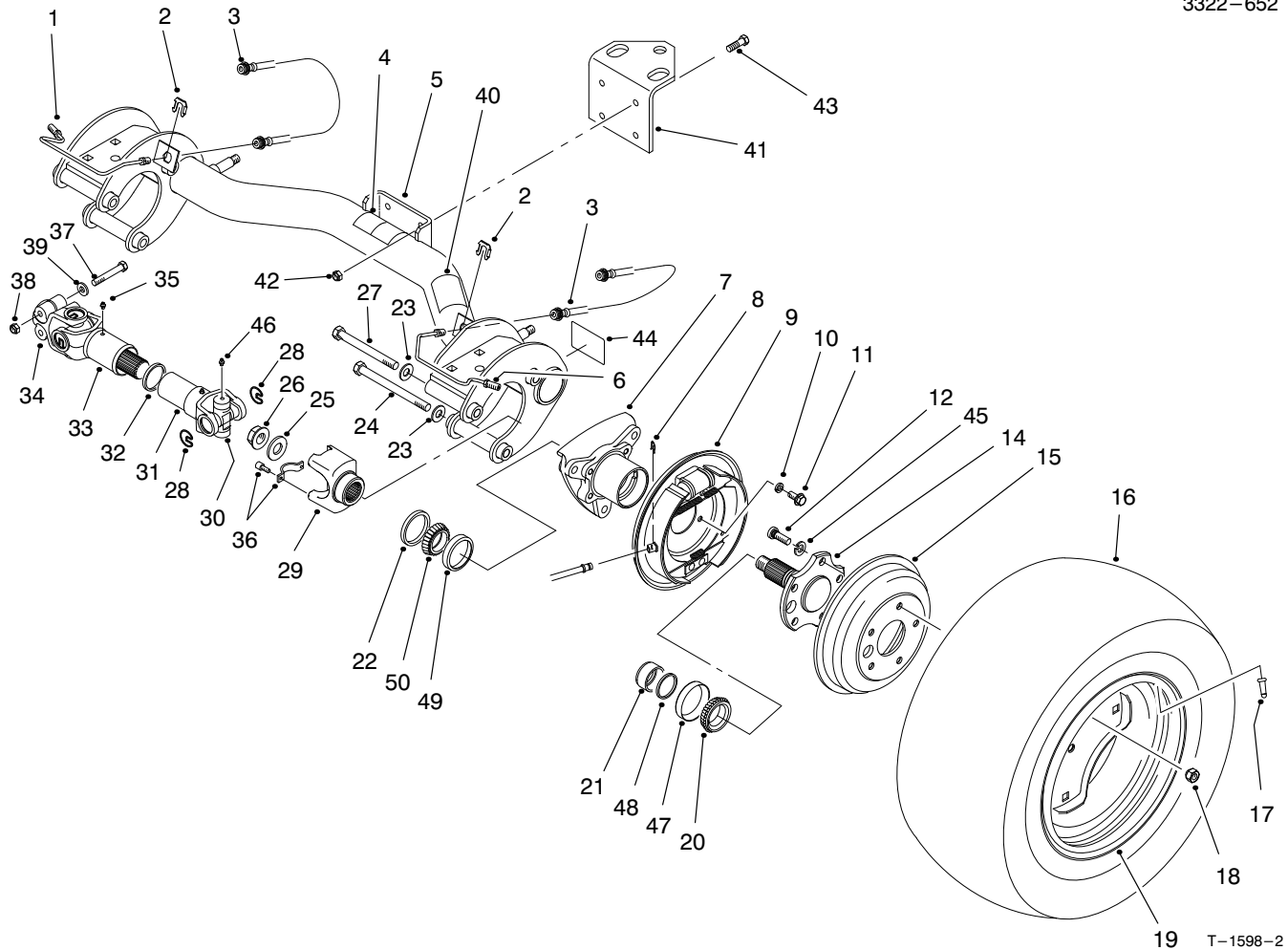
T-1597

REAR FRAME ASSEMBLY

Ref. No.	Part No.	Description	No. Used
1	32148-9	Insert-Threaded	8
2	87-8440	ASM-Rear Frame (Incl. Ref. #32)	1
3	94-3846	Tube-Brake RH, Rear	1
4	87-3580	Retainer	2
5	87-4100	Hose-Brake	2
6	3256-27	Washer-Flat	4
7	87-3920	Bushing-Rubber	8
8	87-3110	Shock Absorber	2
9	3256-6	Washer-Flat	4
10	3296-23	Nut-Lock	4
11	87-3980	Shackle-Spring	4
12	87-4760	Bushing	12
13	3296-39	Nut-Lock	6
14	87-3470	Bumper-Spring	2
15	87-1490	Spring-Leaf	2
16	87-7470	Plate-Clamp	2
17	3234-38	Screw-HFH	24
18	87-3960	Mount-Spring LH	1

Ref. No.	Part No.	Description	No. Used
*	87-3940	Mount-Spring RH	1
19	3232-17	Bolt-CARR	8
20	94-3845	ASM-Tube, RH, Rear	1
21	32128-23	Nut-HFH	24
22	94-3843	Tube-Brake LH, Rear	1
23	87-3560	Tee-Brake Tube	1
24	2412-149	Clamp-Tube	5
25	87-3570	Union-Brake-Line	2
26	3234-4	Screw-HFH	4
27	32128-33	Nut-HFH	4
28	48-9520	Nut-Lock	2
29	87-6690	Guard-Induction Chamber	1
30	3290-357	Nut-HFH	2
31	323-6	Screw-HH	2
32	66-6840	Decal-Caution	2
32	92-6479	Decal-Caution (Japan)	2
33	3296-76	Nut-Lock	8
34	87-7480	Washer-Flat	8

*Not Illustrated



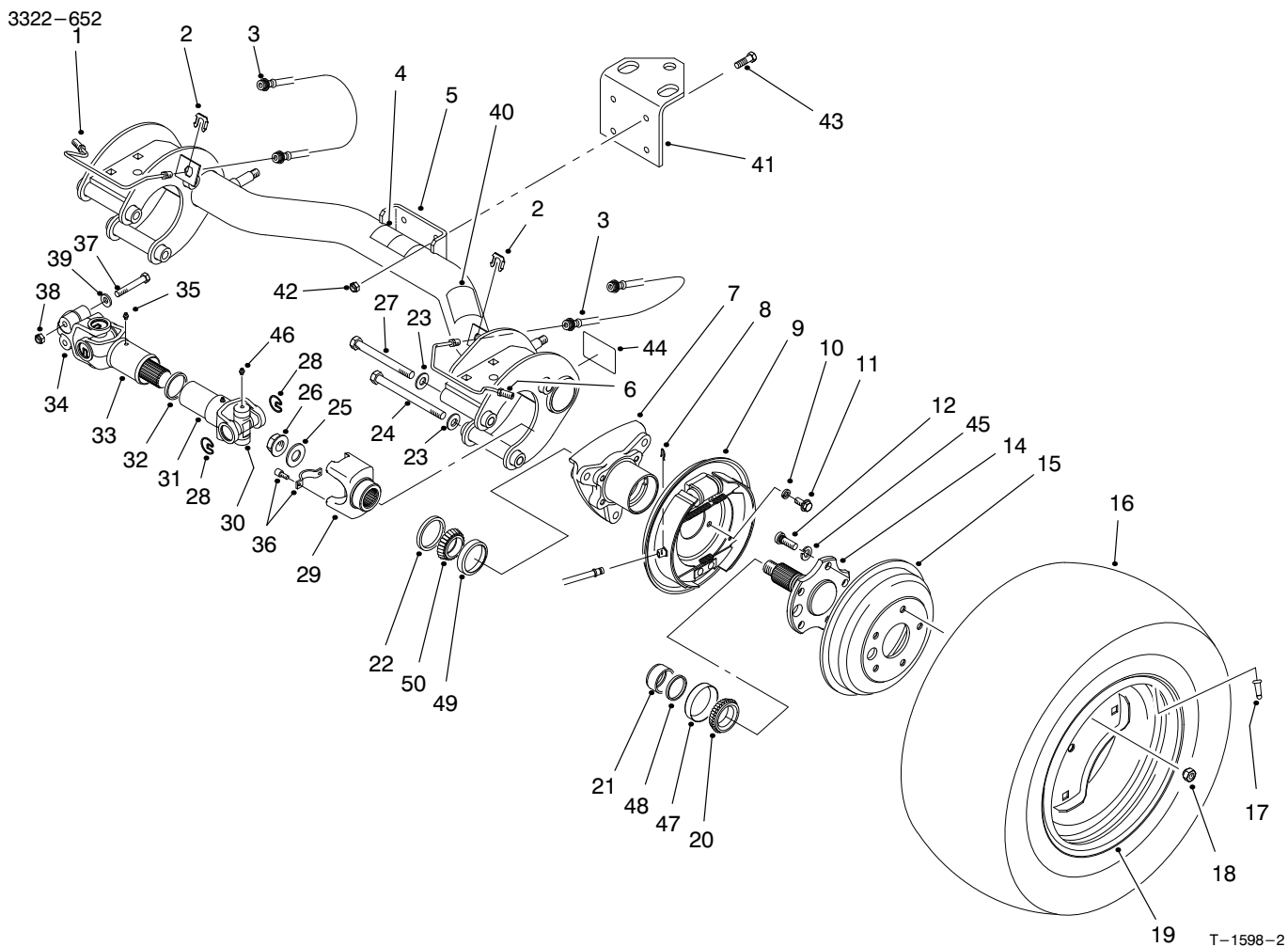
19 T-1598-2

REAR AXLE ASSEMBLY

Ref. No.	Part No.	Description	No. Used	Ref. No.	Part No.	Description	No. Used
1	87-4090	Tube-Brake RH	1	25	87-3060	Washer-Flat	2
2	87-3580	Retainer-Brake Hose	2	26	32128-53	Nut-HFH	2
3	87-4100	Hose-Brake	2	27	325-19	Screw-HH	1
4	87-6060	Decal-ATF	1	28	92-4188	Ring-Snap	12
4	92-5473	Decal-ATF (Japan)	1	29	92-4190	Yoke-End	2
5	87-7110	ASM-Axle, Rear (Incl. Ref. #4, 40 & 44)	1	30	92-4187	Kit-Cross & Bearing (Incl. Ref. #46)	4
6	87-4080	Tube-Brake LH	1	31	92-4182	Yoke & Hub	2
7	87-2240	Housing-Axle	2	32	92-4180	Seal	2
8	87-3310	Clip-Brake Cable	2	33	92-4179	Yoke, Shaft & Seal Tube	2
9	93-7126	ASM-Brake LH	1	34	98-2940	Yoke-Double Clamp	2
*	93-7125	ASM-Brake RH	1	35	302-5	Fitting-Grease	4
10	3253-21	Washer-Lock	8	36	92-4189	Kit-Strap & Bolt	2
11	323-6	Screw-HH	8	37	98-2939	Screw-HH	4
12	87-2080	Stud-Drive	10	38	32128-36	Nut-HFH	4
14	93-7090	Stub-Axle	2	39	80-6990	Washer	4
15	93-7128	Drum-Brake	2	40	87-5990	Decal-PTO	1
16	87-6740	Tire-Rear 24"	2	40	92-5367	Decal-PTO (Japan)	1
*	Optional	Tire-Hard Surface Options (See Dealer/Distributor for Tire Selection Guide)	1	41	92-5951	Angle-Hitch	1
17	232-27	Valve-Stem	2	42	3296-39	Nut-Lock	4
18	23-7270	Nut-Lug	10	43	323-7	Screw-HH	4
19	87-6750	Rim-Rear 24"	2	44	87-9080	Decal-Grease	2
†20		Cone-Bearing	1	44	92-6444	Decal-Grease (Japan)	2
21	87-4060	Spacer-Bearing	2	45	3253-6	Washer-Lock	10
22	87-3590	Seal-Bearing	2	46	302-58	Fitting-Grease	16
23	87-7270	Washer-Flat	6	†47		Cup-Bearing	1
24	325-20	Screw-HH	5	†48		Spacer	1
				†49		Cup-Bearing	1

*Not Illustrated

†Not Serviced Separately

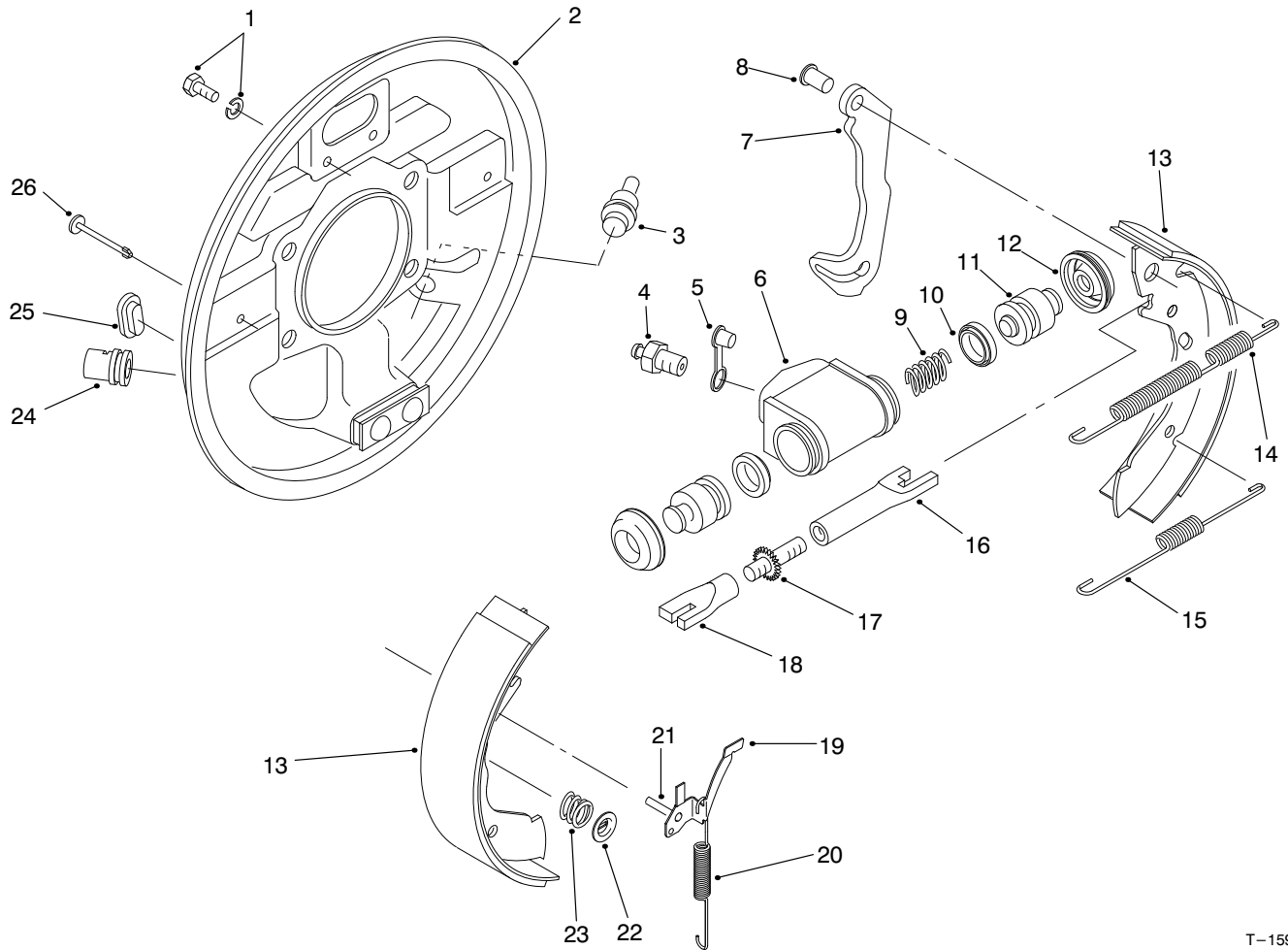


REAR AXLE ASSEMBLY (Continued)

Ref. No.	Part No.	Description	No. Used	Ref. No.	Part No.	Description	No. Used
†50		Cone-Bearing	1	*	98-2969	Kit-1/2 Yoke (Incl. Ref. #29 & 36)	2
*51	98-2918	ASM-Driveshaft (Incl. Ref. #30-35 & 46)	2	*	98-2967	Kit-ASM, Driveshaft (Incl. Ref. #37 & *51)	2
*	87-5370	ASM-Rear Tire & Wheel 24" (Incl. Ref. #16, 17 & 19)	2	*	98-2968	Kit-Yoke (Incl. Ref. #34 & 37)	2
*	87-1970	Bearing-Matched Set Use 1 set per wheel (Incl. Ref. #20 & 47-50)	2				

*Not Illustrated

†Not Serviced Separately

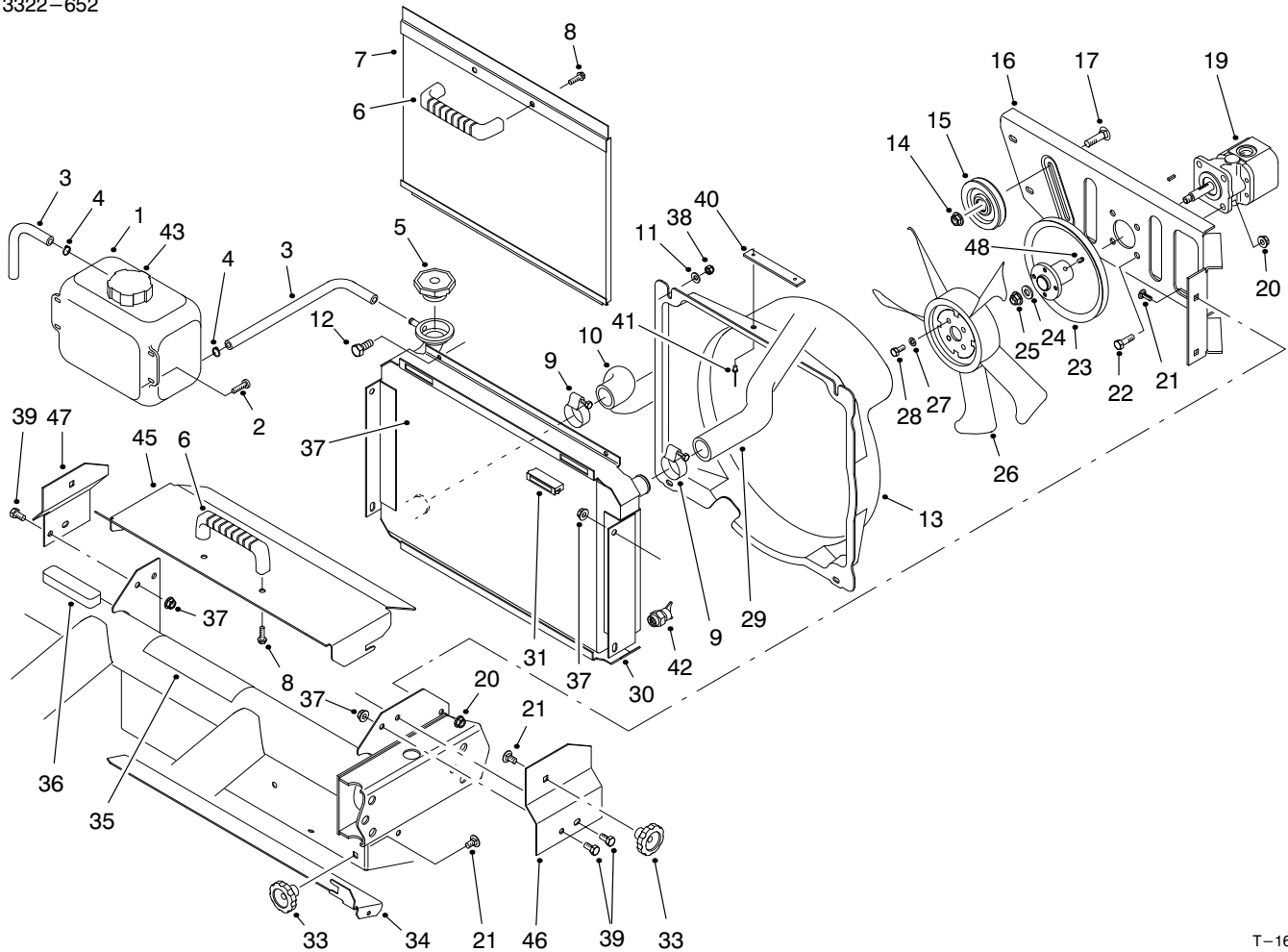


T-1599

REAR BRAKE ASSEMBLY

Ref. No.	Part No.	Description	No. Used	Ref. No.	Part No.	Description	No. Used
1	92-4135	Set Bolt	2	19	92-4123	ASM-Pawl LH (Incl. Ref. #21)	1
2	92-4138	ASM-Backplate LH (Incl. Ref. #24)	1	*	92-4124	ASM-Pawl RH (Incl. Ref. #21)	1
*	92-4139	ASM-Backplate RH (Incl. Ref. #24)	1	20	92-4150	Spring-Adjuster, LH	1
3	92-4146	Plug	1	*	92-4151	Spring-Adjuster, RH	1
4	92-4137	Screw-Bleed	1	21		Pin-Pawl	1
5	92-4114	Cap-Bleed Screw	1	22	92-4131	Washer-Hold Down	2
6		Body	1	23	92-4152	Spring-Hold Down	2
7		Lever-Operating LH/RH	1	24		Guide-Pipe	1
8		Pin	1	25	92-4134	Plug-Inspection	1
9		Spring	1	26	92-4133	Pin-Hold Down	2
10		Seal-'L' Type	2	*	92-4144	ASM-Adjuster LH (Incl. Ref. #16-18)	1
11		Piston	2	*	92-4145	ASM-Adjuster RH (Incl. Ref. #16-18)	1
12		Cover-Dust	2	*	92-4140	ASM-Wheel Cylinder LH (Incl. Ref. #4-6 & 9-12)	1
13	92-4143	Shoe & Lining Set (Incl. Ref. #7 & 8)	1	*	92-4141	ASM-Wheel Cylinder RH (Incl. Ref. #4-6 & 9-12)	1
14	92-4147	Spring-Shoe, Upper LH	1	*	92-4142	Kit-Seal (Incl. Ref. #10 & 12)	1
*	92-4148	Spring-Shoe, Upper RH	1	*	93-7125	ASM-Rear Brake RH (Complete)	1
15	92-4149	Spring-Shoe, Lower	1	*	93-7126	ASM-Rear Brake LH (Complete)	1
16		Pushrod-Female LH	1				
*		Pushrod-Female RH	1				
17		Bolt-Adjuster	1				
18		Sleeve-Adjuster	1				

*Not Illustrated

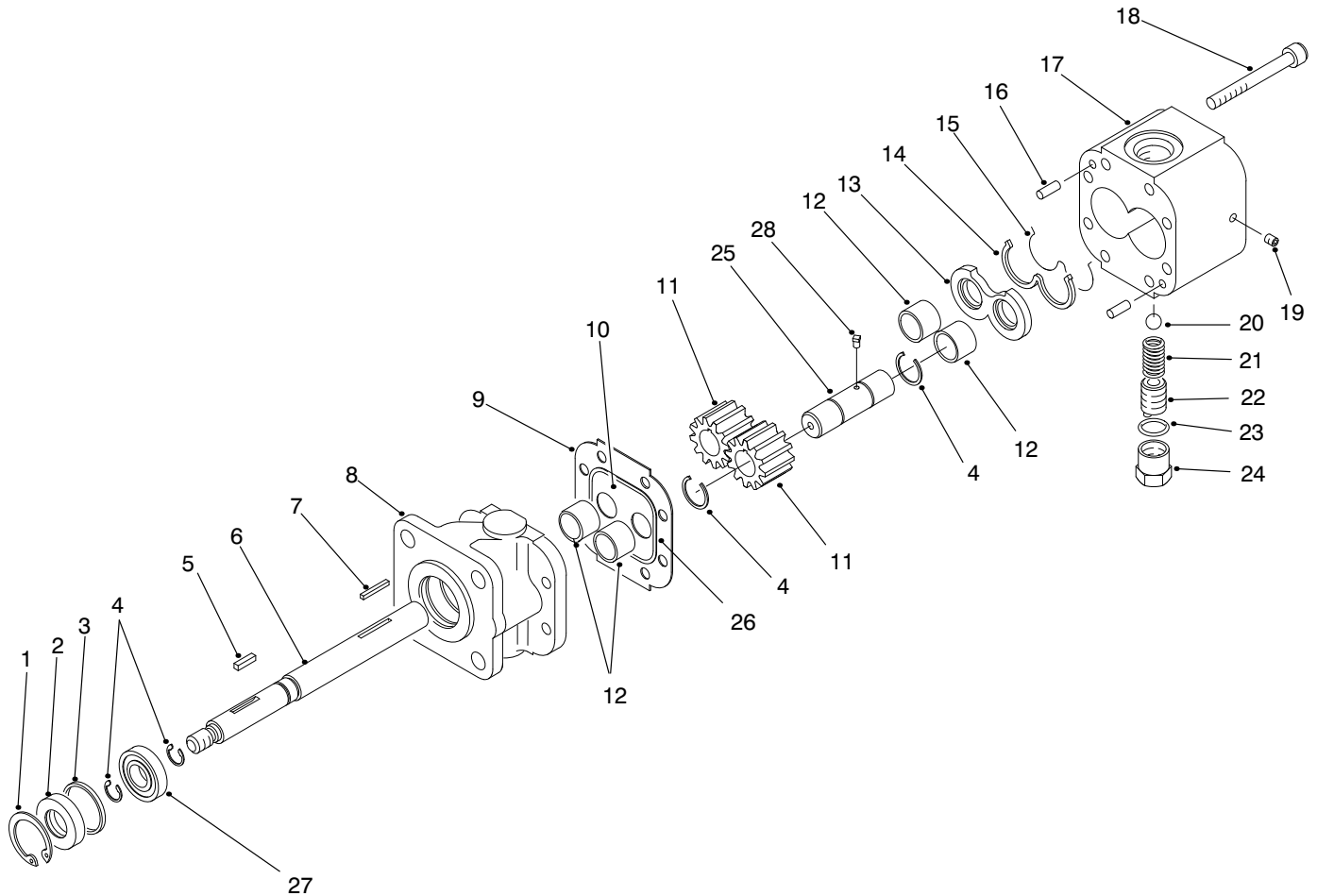


T-1600

RADIATOR & HYDRAULIC PUMP ASSEMBLY

Ref. No.	Part No.	Description	No. Used
1	87-3710	ASM-Overflow Reservoir (Incl. Ref. #43)	1
2	3250-20	Screw-RH	4
3	71-3381	Tube-Overflow	2
4	92-2379	Clamp-Hose	2
5	66-3240	Cap-Radiator	1
6	65-5100	Handle	2
7	93-7103	Screen-Radiator	1
8	46-8091	Screw-HFH	4
9	2412-34	Clamp-Hose	2
10	87-5050	Hose-Radiator Lower	1
11	3256-22	Washer-Flat	4
12	321-4	Screw-HH	4
13	92-4198	ASM-Fan Shroud (Incl. Ref. #40 & 41)	1
14	3290-357	Nut-HFH	1
15	63-8140	Pulley	1
16	93-7088	Support-Fan	1
17	3231-28	Bolt-CARR	1
19	87-5700	ASM-Hydraulic Pump	1
20	3296-29	Nut-Lock	8
21	3230-23	Bolt-CARR	7
22	322-5	Screw-HH	4
23	94-5228	Pulley	1
24	3256-45	Washer-Flat	1

Ref. No.	Part No.	Description	No. Used
25	3296-5	Nut-Lock	1
26	43-1911	Fan	1
27	3253-3	Washer-Lock	4
28	321-3	Screw-HH	4
29	87-3430	Hose-Radiator Upper	1
30	93-7050	ASM-Radiator (Incl. Ref. #42)	1
31	58-4250	Magnet	2
33	19-4050	Knob	3
34	87-9300	Door-Clean Out	1
35	87-9420	Decal-Caution	1
35	93-3766	Decal-Caution (Japan)	1
36	87-9810	Foam-Overflow Tank	1
37	32128-20	Nut-HFH	6
38	3296-42	Nut-Lock	4
39	322-2	Screw-HH	6
40	76-8750	Plate-Warning	1
40	92-7240	Plate-Warning (Japan)	1
41	3290-271	Rivet-Pop	2
42	92-4111	Petcock-Radiator	1
43	87-7050	Cap-Reservoir	1
45	93-8940	Cover-Radiator	1
46	93-8938	Bracket-Cover LH	1
47	93-8939	Bracket-Cover RH	1
48	3245-31	Screw-Set	1

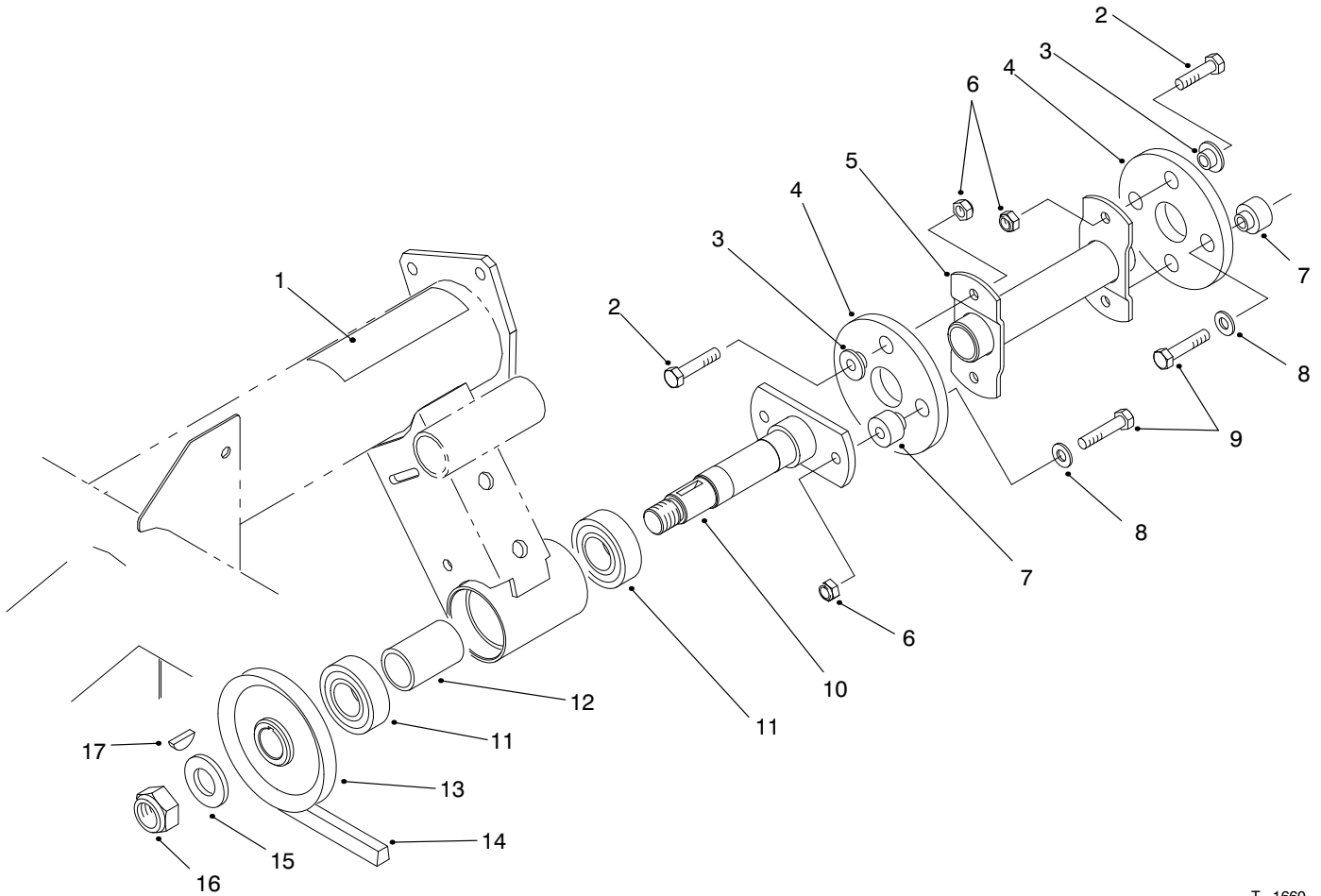


T-1601

HYDRAULIC PUMP ASSEMBLY NO. 87-5700

Ref. No.	Part No.	Description	No. Used	Ref. No.	Part No.	Description	No. Used
1	32151-41	Ring-Retaining	1	15	92-2196	Seal-Pressure Plate	1
2	92-2195	Seal-Oil	1	16	92-2176	Pin-Dowel	2
3	92-2186	Spacer	1	17	92-2187	Housing-Gear, End	1
4	92-2178	Ring-Crescent	4	18	92-2173	Screw-HSH	8
5	92-2179	Key-Square	1	19	92-2185	Plug	1
6	92-2189	Shaft-Drive	1	20	92-2193	Ball	1
7	92-2177	Pin-Shear	1	21	92-2194	Spring	1
†8		Stator	1	22	92-2174	Screw-Adjusting	1
9	92-2182	Plate-Seal	1	23	92-2180	Gasket-Copper	1
10	92-2183	Plate-Wear	1	24	92-2184	Cap-Relief Valve	1
11	92-2175	Gear	2	25	92-2190	Shaft-Idler	1
12	92-2192	Bearing	4	26	92-2198	Seal	1
13	92-2181	Plate-Pressure	1	27	92-2191	Bearing	1
14	92-2197	Seal-Back Up	1	28	92-2199	Key-Ball	1

†Not Serviced Separately



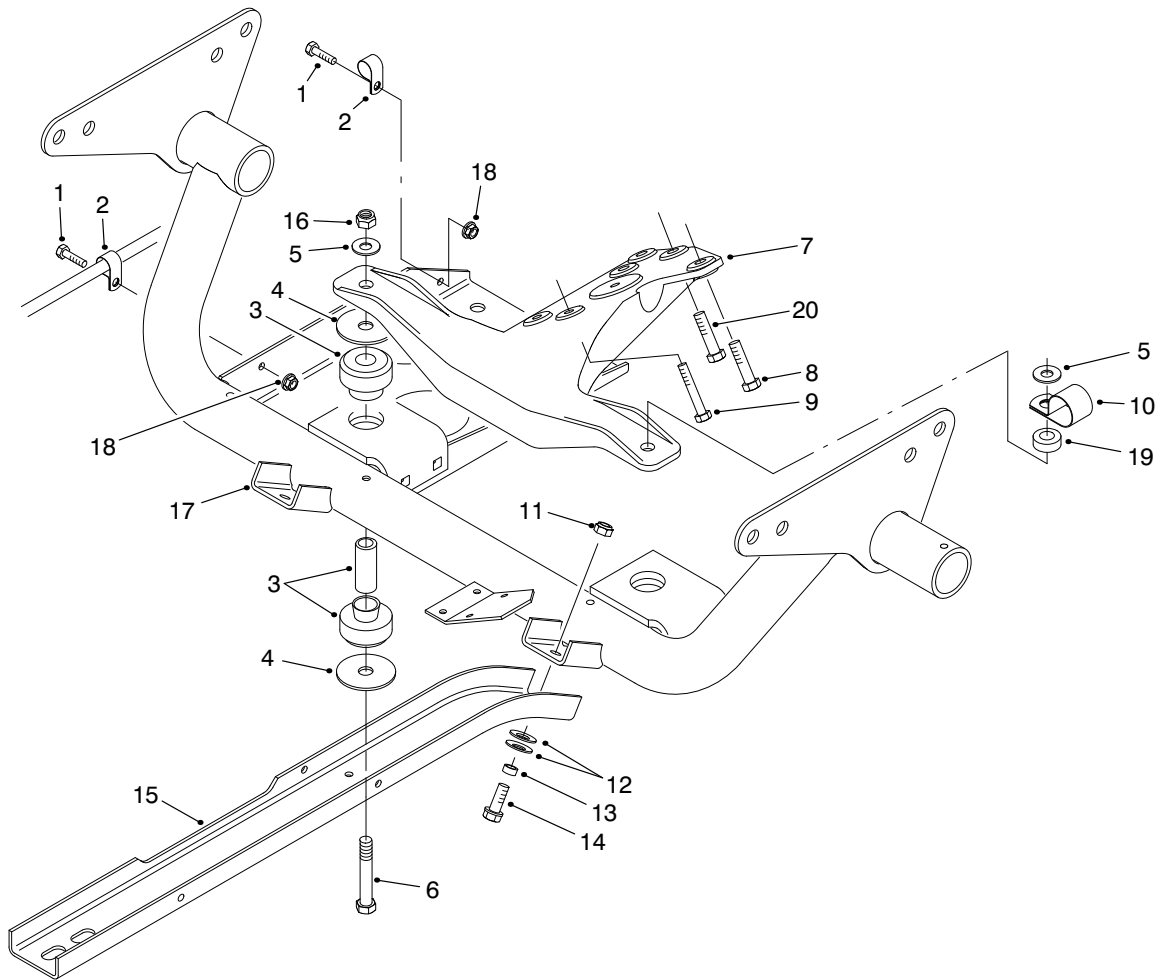
T-1660

HYDRAULIC PUMP DRIVE ASSEMBLY

Ref. No.	Part No.	Description	No. Used
1	80-8040	Decal-Caution	1
1	83-6030	Decal-Caution (Japan)	1
2	322-5	Screw-HH	4
3	27-6600	Spacer-Thin	4
4	44-2230	Disc-Rubber	2
5	87-4440	Driveshaft	1
6	3296-29	Nut-Lock	6
7	27-6590	Spacer-Thick	4
8	3256-3	Washer-Flat	4

Ref. No.	Part No.	Description	No. Used
9	322-7	Screw-HH	4
10	87-2720	Driveshaft	1
11	251-82	Bearing-Ball	2
12	87-2750	Spacer-Bearing	1
13	87-3370	Pulley	1
14	87-3210	Belt-V	1
15	3256-28	Washer-Flat	1
16	3296-15	Nut-Lock	1
17	3257-7	Key-Woodruff	1

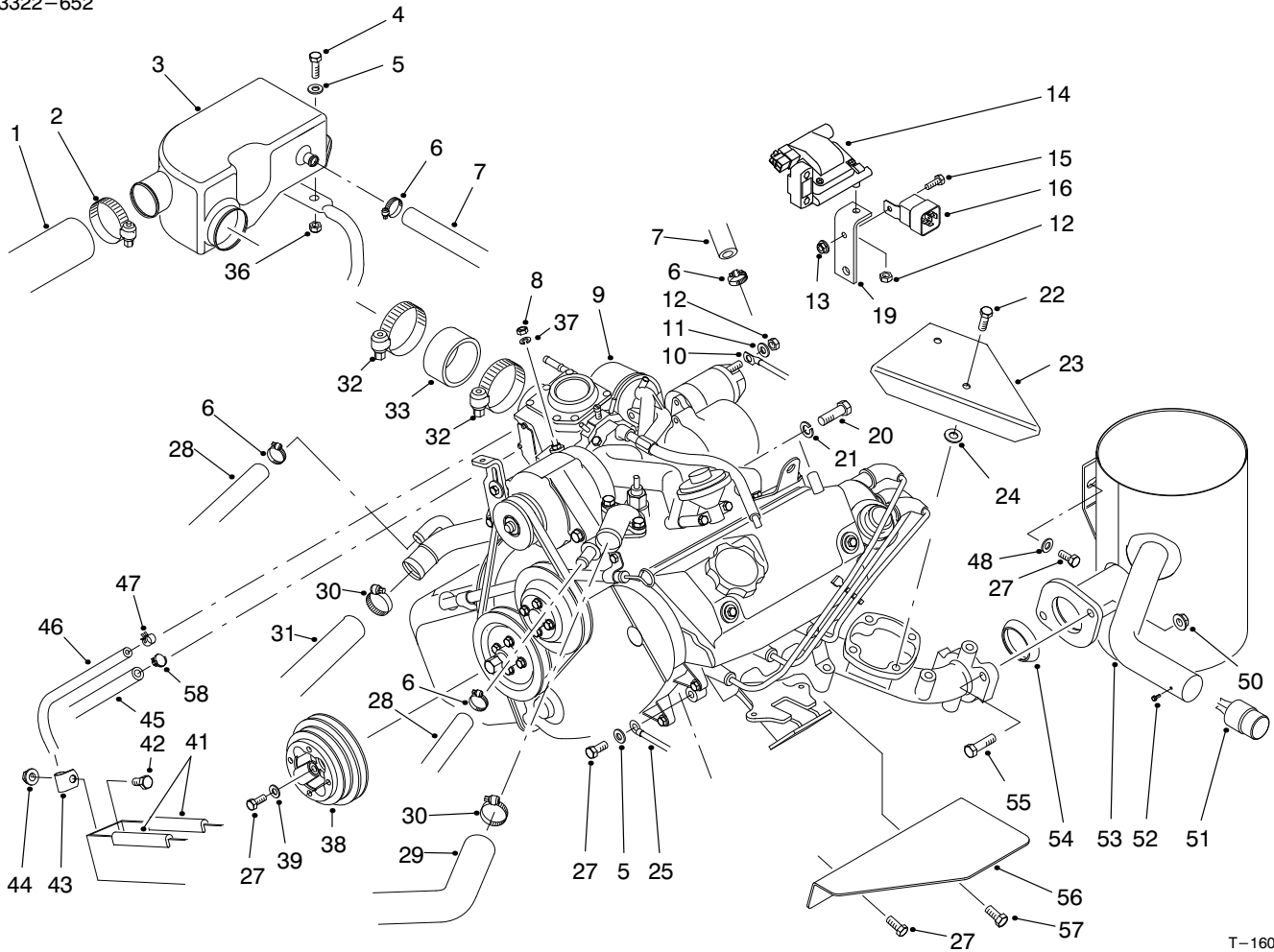
PROTOTYPE



T-1603

ENGINE FRAME ASSEMBLY

Ref. No.	Part No.	Description	No. Used	Ref. No.	Part No.	Description	No. Used
1	321-4	Screw-HH	2	11	3296-39	Nut-Lock	2
2	2412-89	Clamp-R	2	12	3290-413	Washer-Belleville	12
3	87-4970	ASM-Engine Mount	2	13	76-9100	Spacer	2
4	87-5100	Washer-Flat	4	14	3234-11	Screw-HH	6
5	3256-25	Washer-Flat	2	15	87-4730	Guard-Belly	2
6	324-19	Screw-HH	2	16	3296-48	Nut-Lock	2
7	87-9830	Mount-Engine	1	17	93-7095	Frame-Engine	1
8	43-0090	Screw-HH	1	18	32128-33	Nut-HFH	2
9	33114-050	Screw-HH	3	19	59-2290	Spacer	1
10	2412-82	Clamp-R	1	20	87-3700	Screw-HH	3

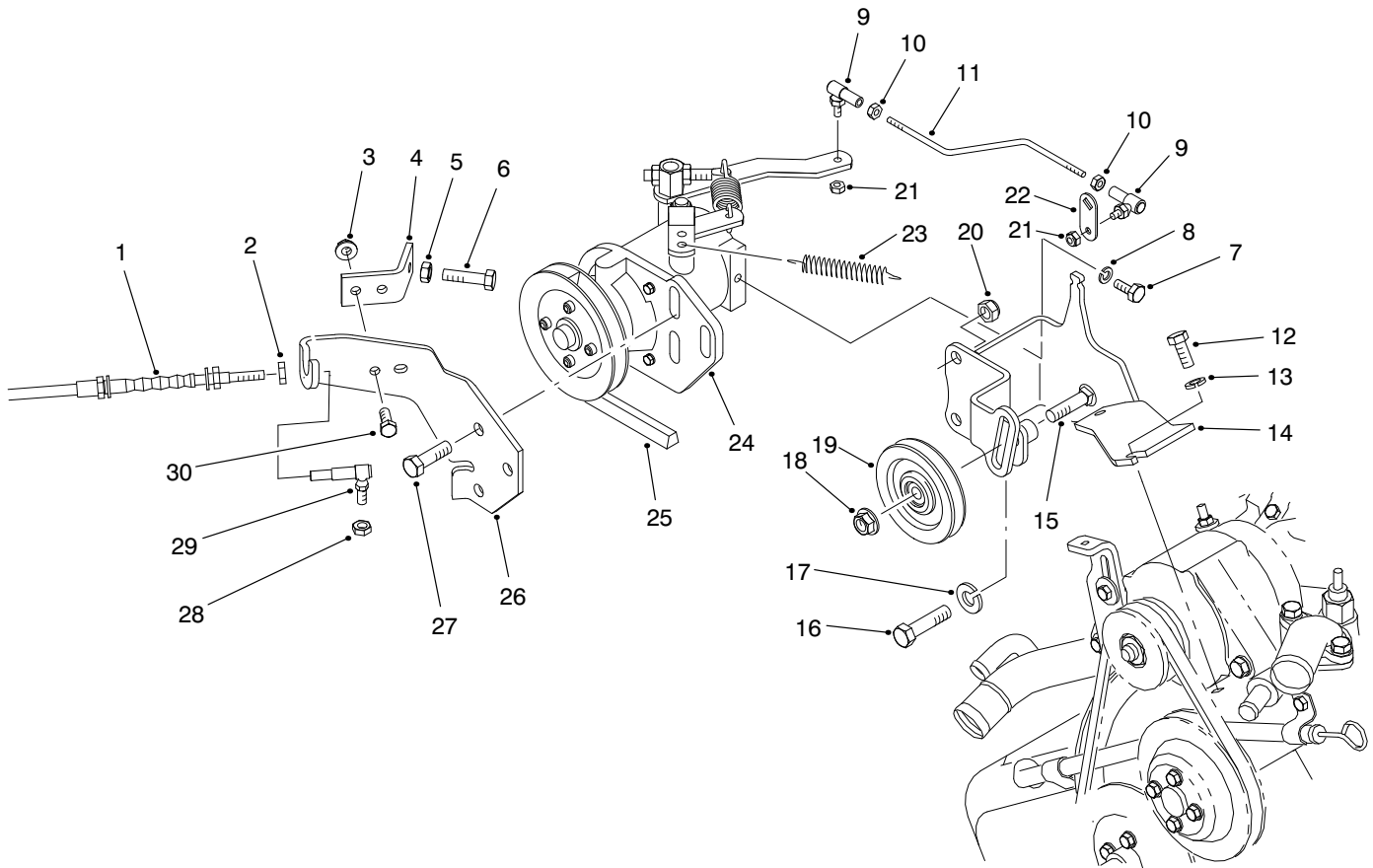


T-1604-3

ENGINE INSTALLATION ASSEMBLY

Ref. No.	Part No.	Description	No. Used
1	87-3420	Hose-Air Cleaner	1
2	2412-92	Clamp-Hose	1
3	87-1680	Chamber-Air	1
4	322-6	Screw-HH	2
5	3256-23	Washer-Flat	2
6	2412-119	Clamp-Hose	3
7	87-3740	Hose-Breather	1
8	48-7890	Nut-Hex.	1
9	94-5249	ASM-Engine (Incl. Ref. #11, 12 & 14)	1
10	87-3070	Cable-Positive	1
11	3254-2	Washer-Lock	1
12	42-9580	Nut-Hex.	3
13	33014-00	Nut	2
14	92-2027	Coil-Ignition	1
15	321-4	Screw-HH	1
16	70-1480	Relay	1
19	87-2760	Bracket-Ignition Coil	1
20	33115-035	Screw-HH	2
21	3253-6	Washer-Lock	2
22	33114-025	Screw-HH	2
23	87-3620	Shield-Heat	1
24	52-2480	Spacer	2
25	87-3080	Wire-Ground	1
27	33114-020	Screw-HH	7
28	87-3730	Hose-Coolant	2
29	87-3430	Hose-Radiator Upper	1

Ref. No.	Part No.	Description	No. Used
30	2412-34	Clamp-Hose	2
31	87-5050	Hose-Radiator Lower	1
32	2412-130	Clamp-Hose	2
33	87-3500	Hose-Air Cleaner	1
36	3296-29	Nut-Lock	2
37	3253-3	Washer-Lock	1
38	87-5070	Pulley-Crankshaft	1
39	65-5390	Washer-Flat	4
41	43-4300	Trim	2
42	322-2	Screw-HH	1
43	2412-10	Clamp-R	1
44	32128-20	Nut-HFH	1
45	63-9640	Hose-Fuel	1
46	93-2298	Hose-Fuel	1
47	2412-108	Clamp-Hose	1
48	87-8640	Washer-Flat	1
50	3290-357	Nut-HFH	2
51	75-6880	Spark Arrestor (Optional) (Incl. Ref. #52)	1
52	32144-42	Screw-Spark Arrestor	1
53	87-1510	Muffler & Tailpipe	1
54	92-2044	Gasket-Exhaust	1
55	323-29	Screw-HH	2
56	93-7149	Shield-Heat	1
57	63-7790	Screw-HH	1
58	2412-98	Clamp-Hose	1

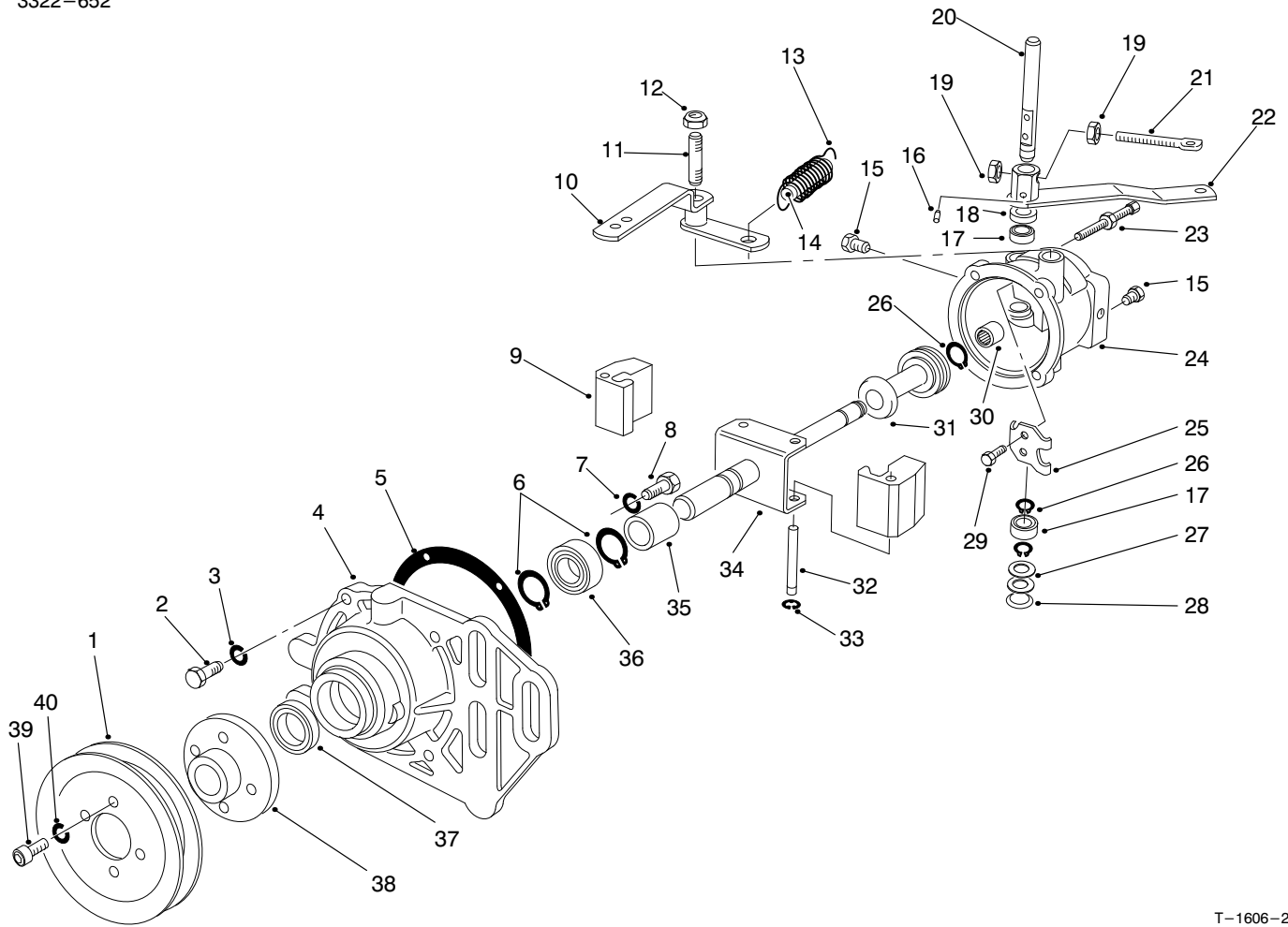


T-1605

GOVERNOR ASSEMBLY

Ref. No.	Part No.	Description	No. Used
1	93-7098	ASM-Accelerator Cable (Incl. Ref. #2)	1
2	3220-1	Nut-Jam	1
3	32128-33	Nut-HFH	2
4	87-4770	Bracket-High Idle Stop	1
5	3220-2	Nut-Jam	1
6	3210-9	Screw-HH	1
7	321-3	Screw-HH	1
8	3253-3	Washer-Lock	1
9	21-5640	Joint-Ball	2
10	3219-14	Nut-Jam	2
11	87-4210	Rod-Linkage	1
12	33114-020	Screw-HH	2
13	3253-4	Washer-Lock	2
14	87-4750	Bracket-Governor	1
15	3231-26	Bolt-CARR	1

Ref. No.	Part No.	Description	No. Used
16	87-3700	Screw-HH	1
17	3253-22	Washer-Lock	1
18	3290-357	Nut-HFH	1
19	63-8140	Pulley	1
20	3296-39	Nut-Lock	3
21	3296-27	Nut-Lock	2
22	87-2400	Lever-Throttle	1
23	87-4020	Spring-Extension	1
24	87-8720	ASM-Governor	1
25	87-3200	Belt-V	1
26	87-3900	Bracket-Cable	1
27	323-7	Screw-HH	3
28	3296-3	Nut-Lock	1
29	18-1720	Joint-Ball	1
30	321-4	Screw-HH	2

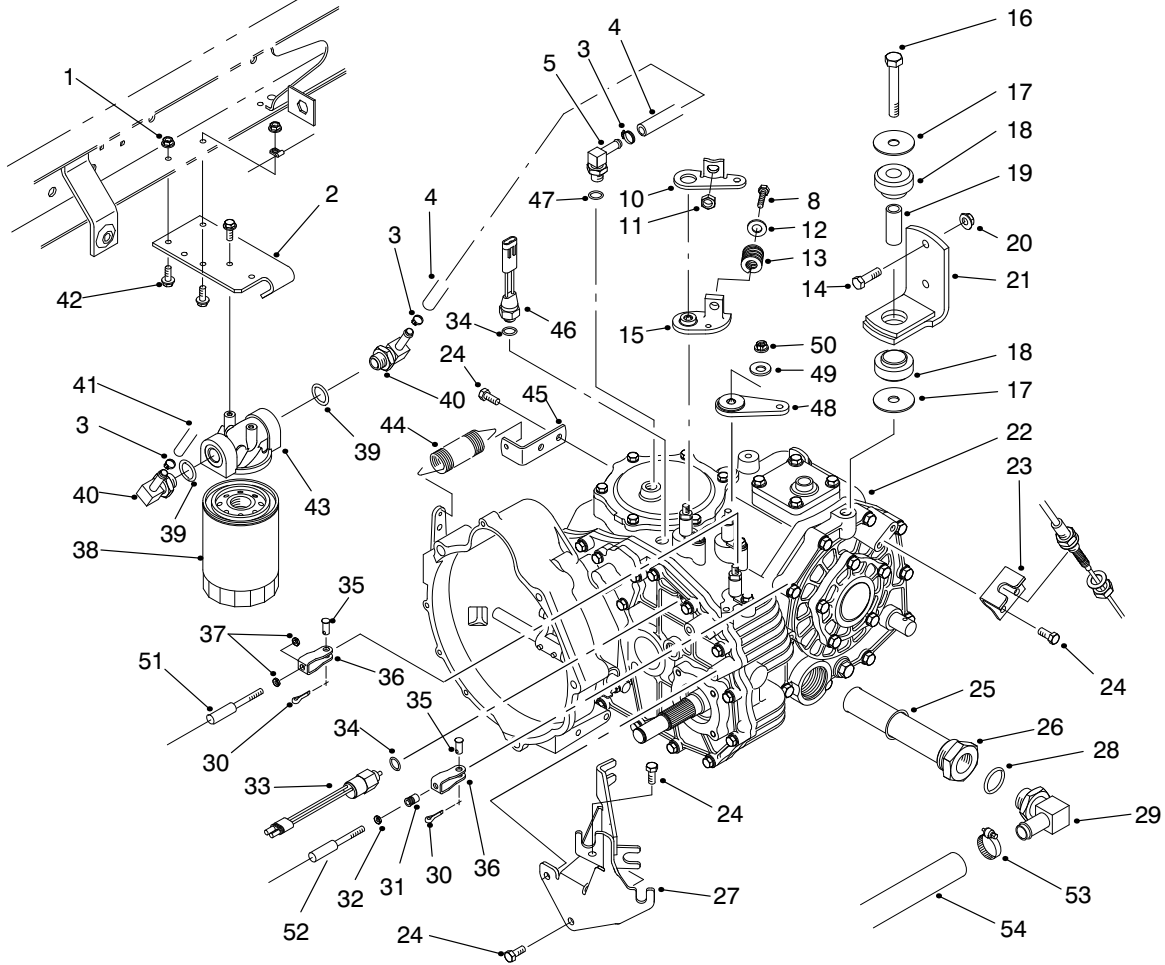


T-1606-2

GOVERNOR

Ref. No.	Part No.	Description	No. Used
1	87-8830	Pulley	1
2	18-5620	Screw	4
3	18-5630	Washer-Lock	4
4	87-6560	Cover	1
5	18-5790	Gasket	1
6	18-5640	Ring-Retaining	2
7	18-5770	Washer-Lock	2
8	32113-14	Screw	2
9	70-2150	Flyweight	2
10	87-6590	ASM-Lever & Fitting	1
11	87-6580	Stud-Lever Pivot	1
12	3296-5	Nut-Lock	1
13	87-6490	Spring	1
14	87-6550	Pin-Forced Idle	1
15	285-17	Plug-Pipe	2
16	18-5750	Pin	1
17	18-5450	Bearing	2
18	71-4780	Seal-Oil, Rocker Shaft	1
19	3219-2	Nut-Jam	2
20	72-5890	Shaft-Rocker	1
21	87-6540	Bolt-Eye	1

Ref. No.	Part No.	Description	No. Used
22	87-6530	ASM-Throttle Lever	1
23	72-5910	ASM-Bumper Screw	1
24	87-6520	Body	1
25	18-5520	Lever-Rocker	1
26	18-5540	Retainer-Sleeve Stop	3
27	18-5440	Spacer	2
28	18-5430	Plug-Expansion	1
29	18-5530	Screw & Lockwasher	2
30	72-5940	Bearing-Needle	1
31	70-2100	ASM-Thrust Sleeve & Bearing	1
32	18-5660	Pin-Pivot, Flyweight	2
33	18-5670	Retainer-Pivot Pin	2
34	87-6510	ASM-Shaft & Yoke	1
35	70-2120	Spacer	1
36	70-2140	Bearing-Front	1
37	18-5580	Seal-Oil, Front	1
38	87-8820	Hub-Pulley	1
39	3274-52	Screw-HSH	4
40	3253-18	Washer-Lock	4



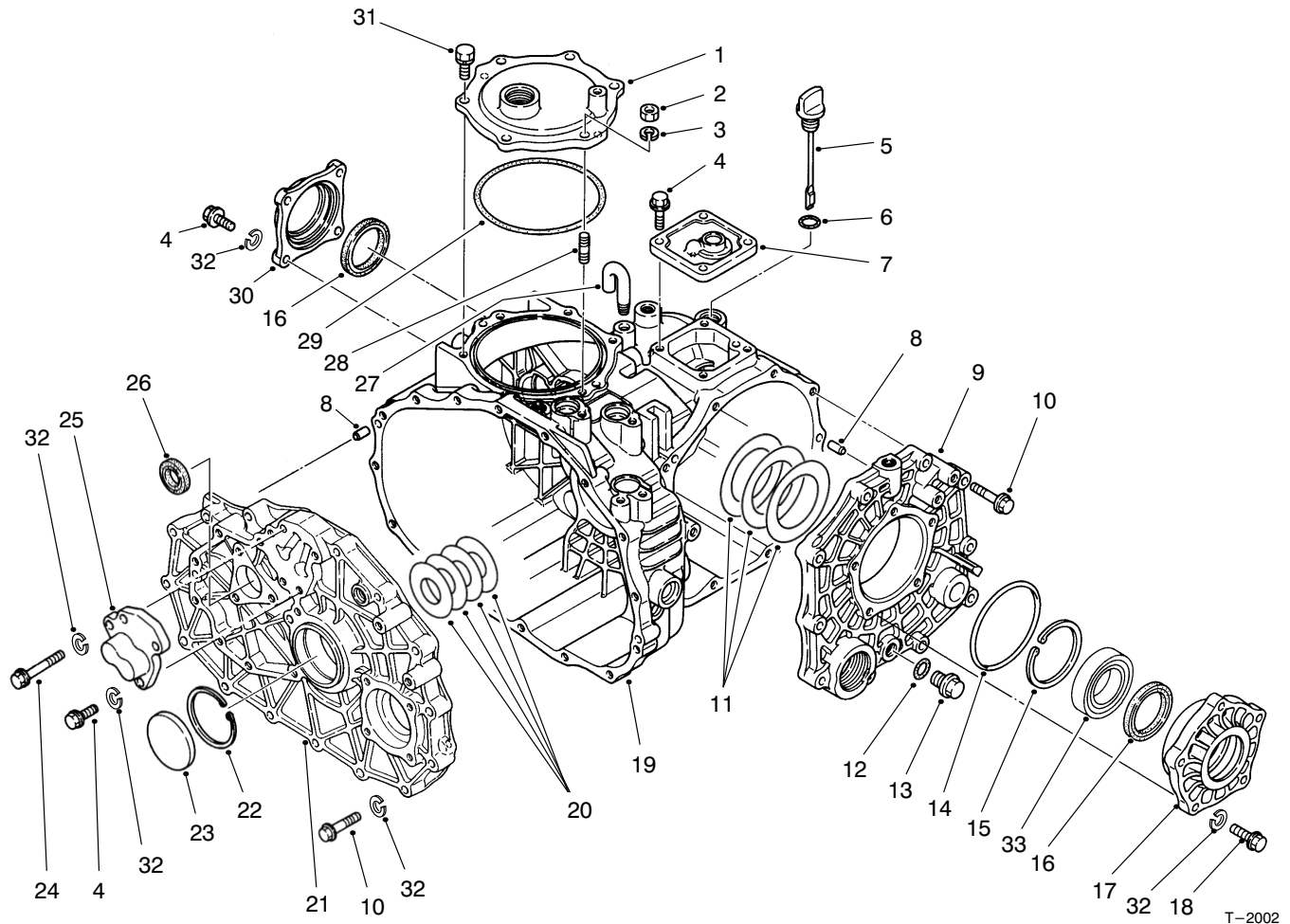
T-1994

TRANSAXLE INSTALLATION ASSEMBLY (Continued)

Ref. No.	Part No.	Description	No. Used
51	93-7105	ASM-Shift Cable (Incl. Ref. #37)	2
52	93-7106	ASM-Hi-Lo Cable (Incl. Ref. #32)	1

Ref. No.	Part No.	Description	No. Used
53	2412-34	Clamp-Hose	1
54	87-3670	Hose-Hydraulic	1

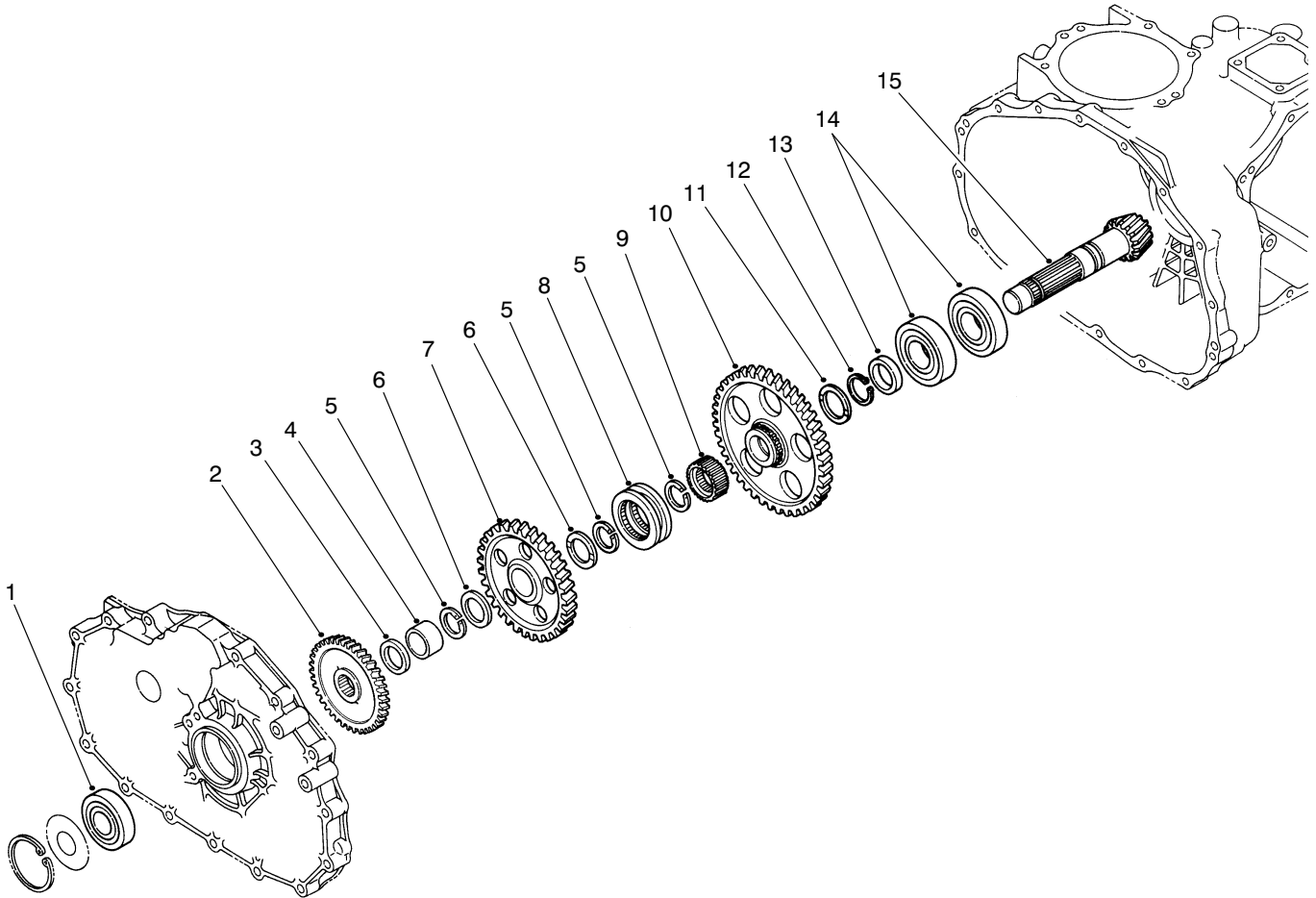
PROTOTYPE



T-2002

TRANSAXLE CASE ASSEMBLY

Ref. No.	Part No.	Description	No. Used	Ref. No.	Part No.	Description	No. Used
1	92-0656	Cover—Power Take Off	1	17	92-0654	Carrier—Differential	1
2	48-7930	Nut—Hex.	1	18	48-7730	Screw—HH	5
3	92-0762	Washer—Lock	1	19	92-0651	Case—Transaxle	1
4	60-6750	Screw—HH	11	20	92-0808	Shim Set	1
5	92-0662	Cap—Oil	1	21	92-5180	Plate—Center	1
6	92-0788	O—Ring	1	22	92-0759	Ring—Retaining	1
7	92-0652	Cover—Upper	1	23	92-0807	Cap—Sealing	1
8	92-0765	Pin—Alignment	4	24	48-7560	Screw—HH	1
9	92-0653	Cover—Side	1	25	92-0706	Cap—Fork Shaft	1
10	42-9530	Screw—HH	25	26	92-0791	Seal—Oil	1
11	92-0809	Shim Set	1	27	92-0743	Breather—Air	1
12	92-0787	O—Ring	1	28	92-0804	Stud	1
13	92-0773	ASM—Drain Plug (Incl. Ref. #12)	1	29	92-0790	O—Ring	1
14	92-0789	O—Ring	1	30	92-0655	Cover—Seal	1
15	92-0760	Ring—Retaining	1	31	92-0796	Screw—HH	5
16	92-0793	Seal—Oil	2	32	42-9850	Washer—Lock	42
				33	92-0775	Bearing—Ball	2



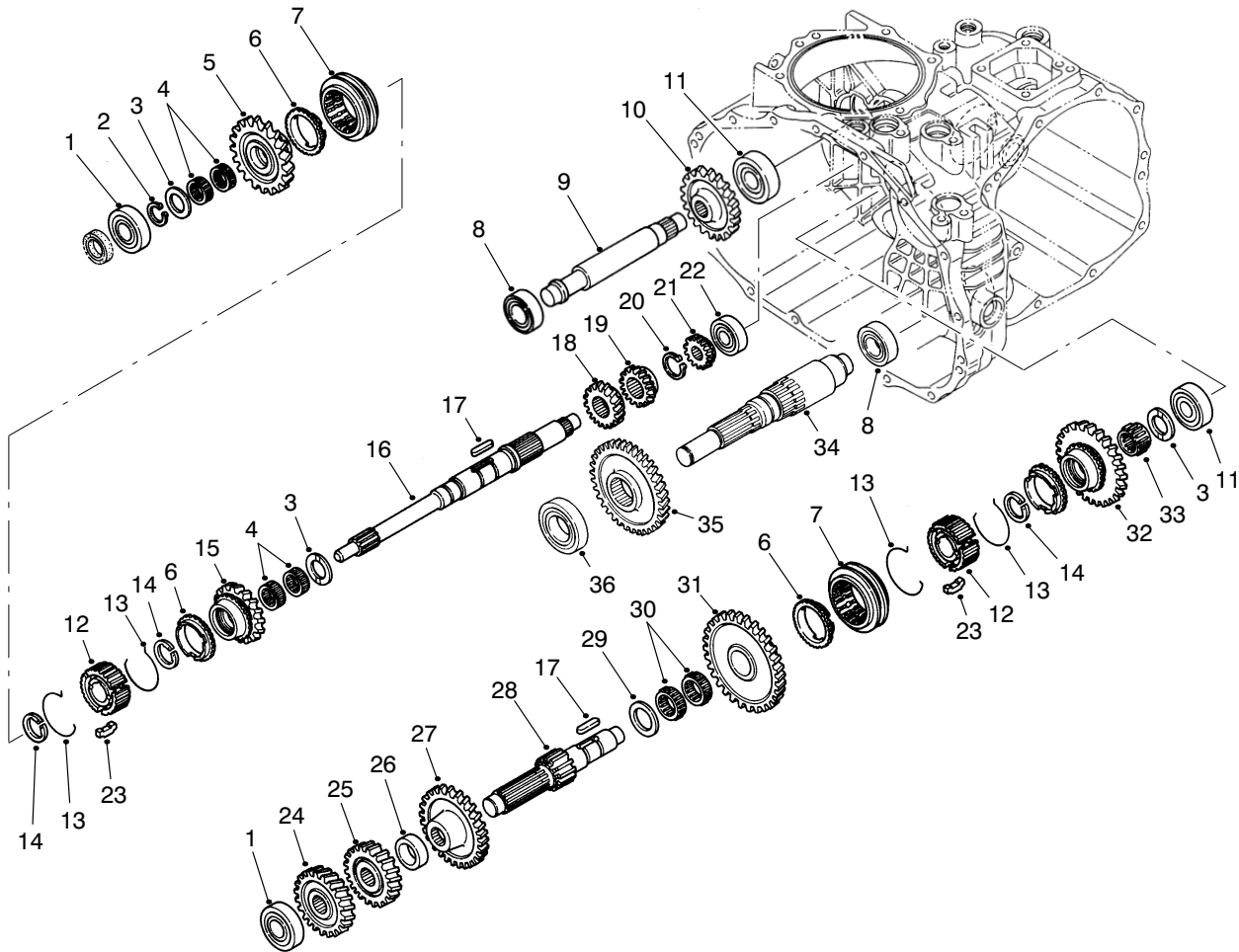
T-2003

COUNTERSHAFT ASSEMBLY

Ref. No.	Part No.	Description	No. Used
1	92-0712	Bearing-Ball	1
2	92-5186	Gear-43T	1
3	92-0716	Collar	1
4	92-0783	Sleeve-Inner	1
5	92-0764	Ring-Retaining	3
6	92-0711	Washer-Thrust	2
7	92-0715	Gear-49T	1
8	92-0718	Shifter-Hi-Lo	1

Ref. No.	Part No.	Description	No. Used
9	92-0719	Collar-Spline	1
10	92-0717	Gear-71T	1
11	92-0741	Washer-Thrust	1
12	92-0755	Ring-Retaining	1
13	92-0713	Collar	1
14	92-0714	Bearing-Ball	2
15	92-0710	ASM-Counter Shaft (Incl. Ring Gear)	1

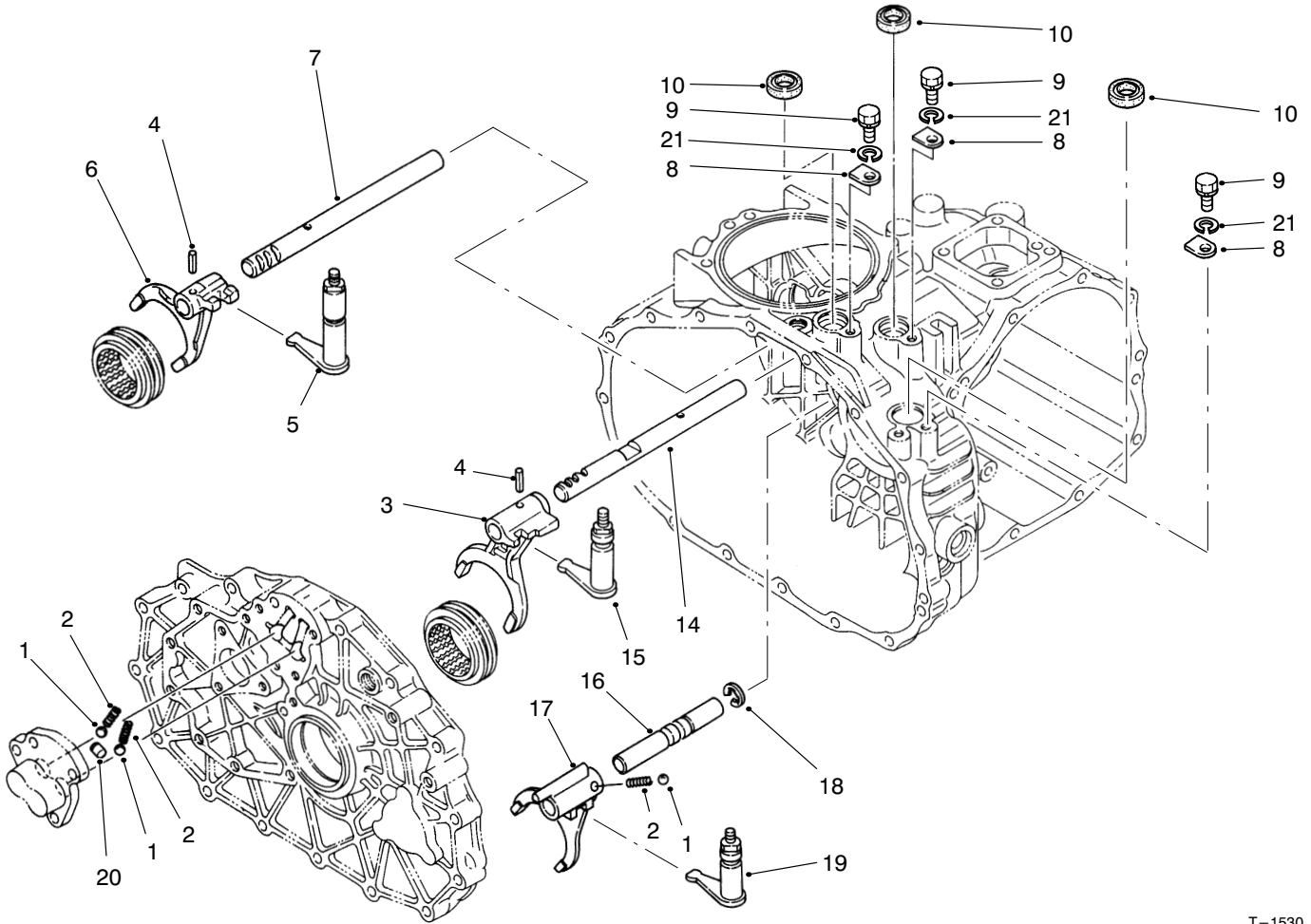
PROTOTYPE



T-2004

TRANSAXLE GEAR SHAFTS ASSEMBLY

Ref. No.	Part No.	Description	No. Used	Ref. No.	Part No.	Description	No. Used
1	251-8	Bearing-Ball	2	19	92-0672	Gear-18T	1
2	92-0753	Ring-Retaining	1	20	92-0754	Ring-Retaining	1
3	92-0740	Washer-Thrust	3	21	92-0673	Gear-14T	1
4	92-0781	Bearing-Needle	4	22	92-0650	Bearing-Ball	1
5	92-0820	Gear-27T	1	23	92-0665	Key-Synchro	6
6	92-0667	Ring-Synchro	3	24	92-0822	Gear-28T	1
7	92-0668	Shifter-Synchro	2	25	92-0679	Gear-23T	1
8	251-346	Bearing-Ball	2	26	92-0680	Collar	1
9	92-0824	Shaft-Reverse Idler	1	27	92-0823	Gear-43T	1
10	92-0684	Gear-33T	1	28	92-0674	Shaft-Reduction	1
11	92-0778	Bearing-Ball	2	29	92-0682	Washer-Thrust	1
12	92-0664	Hub-Synchro	2	30	92-0681	Bearing-Needle	2
13	92-0666	Spring-Synchro	4	31	92-0677	Gear-49T	1
14	92-0763	Ring-Retaining	3	32	92-0819	Gear-40T	1
15	92-0821	Gear-24T	1	33	92-0782	Bearing-Needle	1
16	92-0663	Shaft-Main	1	34	92-5183	Shaft-Front Drive	1
17	92-0772	Key	2	35	92-5184	Gear-41T	1
18	92-0687	Gear-16T	1	36	92-5185	Bearing-Ball	1

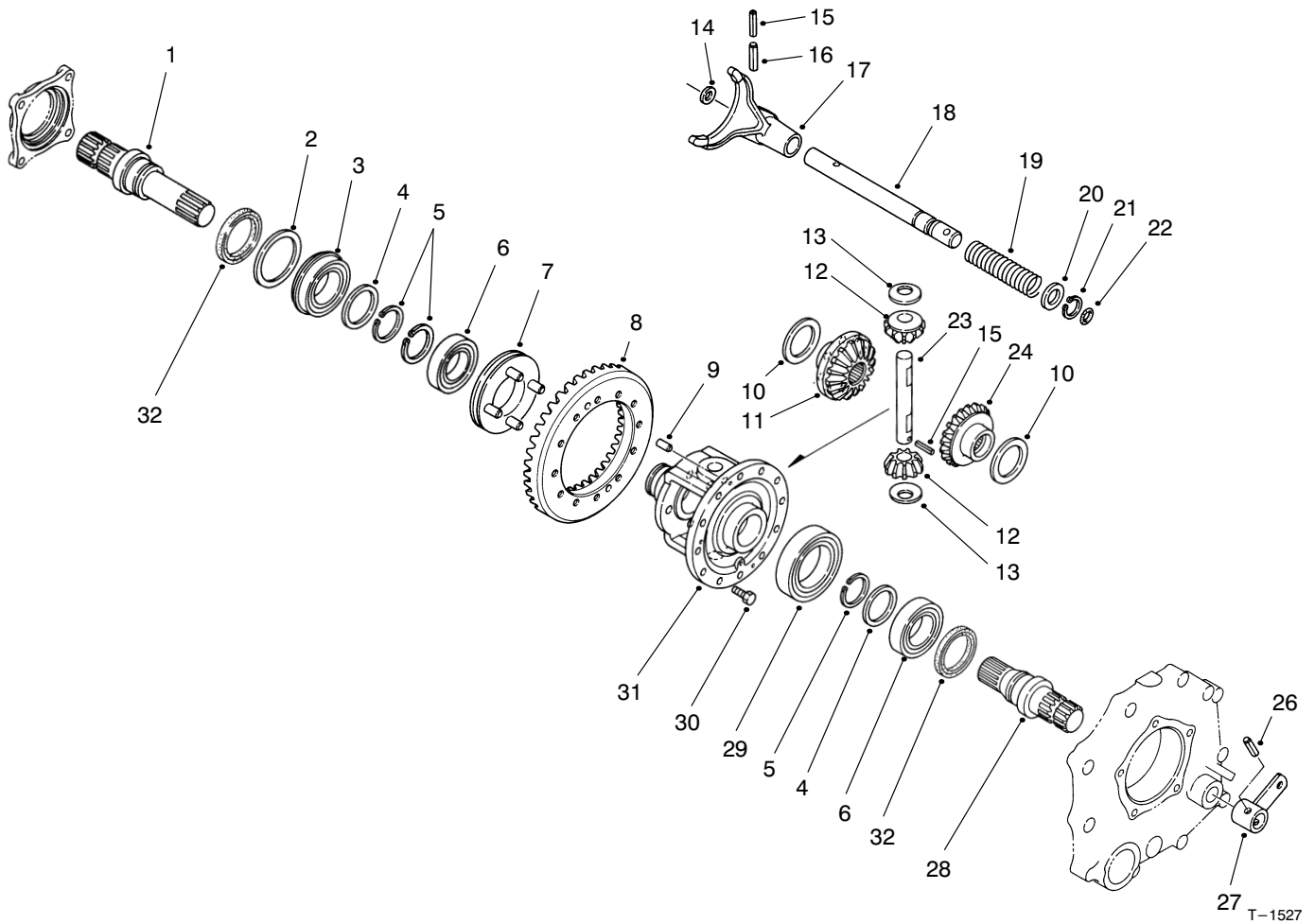


T-1530

SHIFT FORK ASSEMBLY

Ref. No.	Part No.	Description	No. Used
1	92-0785	Ball	3
2	92-0731	Spring-Compression	3
3	92-0700	Fork-Shift R-1	1
4	92-0769	Pin-Spring	2
5	92-0817	Arm-Shift Fork 2-3	1
6	92-0701	Fork-Shift 2-3	1
7	92-0699	Shaft-Fork 2-3	1
8	92-0732	Plate-Keeper	3
9	48-7700	Screw-HH	3

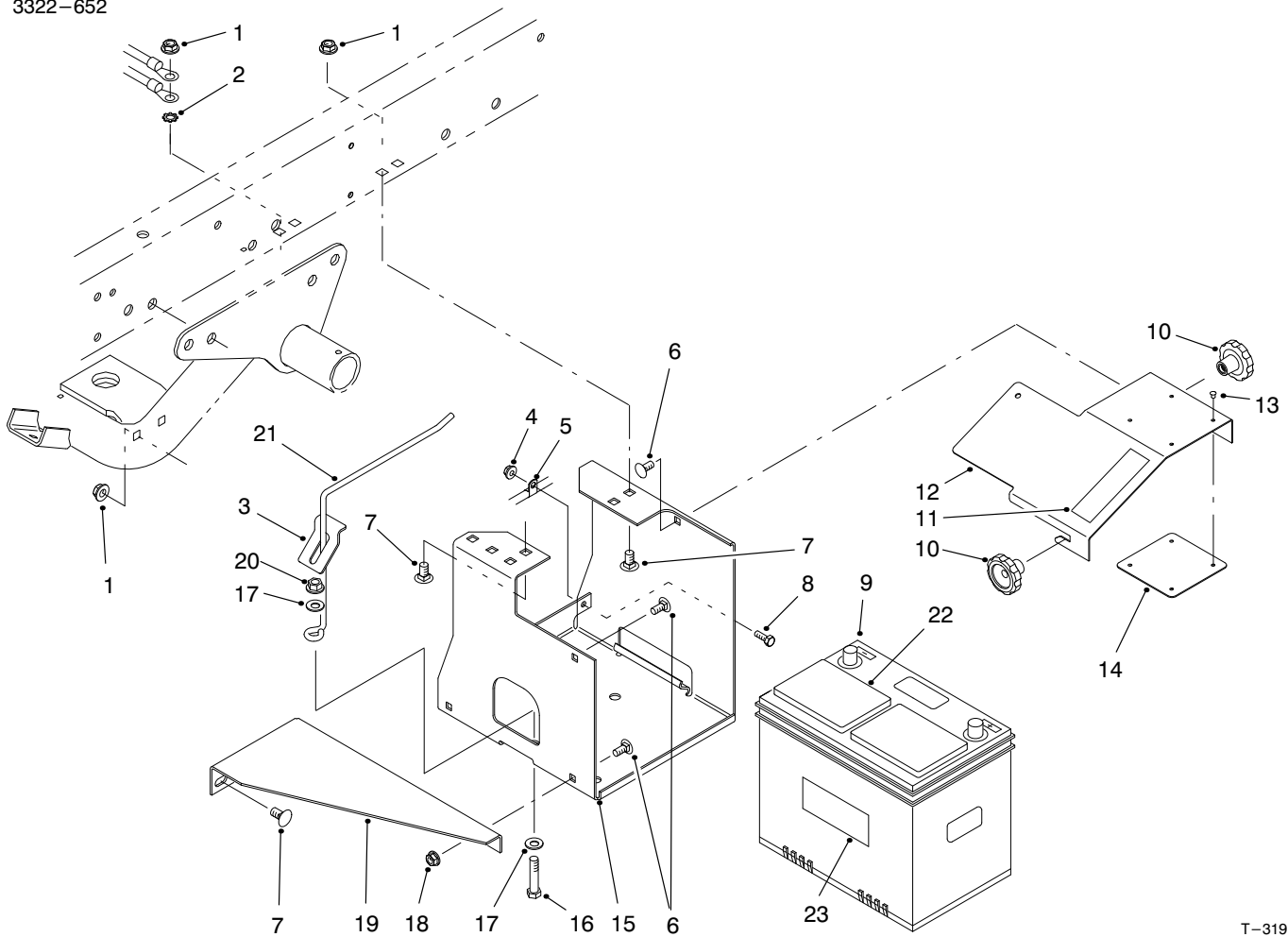
Ref. No.	Part No.	Description	No. Used
10	92-0729	Seal-Oil	3
14	92-0698	Shaft-Fork R-1	1
15	92-0816	Arm-Shift Fork R-1	1
16	92-0708	Shaft-Fork Hi-Lo	1
17	92-0709	Fork-Shift Hi-Lo	1
18	92-0761	Ring-Retaining	1
19	92-0818	Arm-Shift Fork Hi-Lo	1
20	92-0705	Lock-Spindle	1
21	42-9850	Washer-Lock	3



DIFFERENTIAL GEAR ASSEMBLY

Ref. No.	Part No.	Description	No. Used
1	92-0726	Shaft-Axle RH	1
2	92-0728	Washer	1
3	92-0780	Bearing-Ball	1
4	92-0727	Washer	2
5	92-0756	Ring-Retaining	3
6	92-0775	Bearing-Ball	2
7	92-0730	Slider-Differential Lock	1
8	92-0710	Ring Gear ASM (Incl. Counter Shaft)	1
9	92-0765	Pin-Alignment	2
10	92-0747	Washer-Thrust	2
11	92-0746	Gear-Side RH	1
12	92-0748	Gear-Pinion	2
13	92-0750	Washer	2
14	92-0744	Washer	1
15	92-0768	Pin-Spring	2

Ref. No.	Part No.	Description	No. Used
16	92-0771	Pin-Spring	1
17	92-0721	Fork-Differential Lock	1
18	92-0722	Shaft-Lock Fork	1
19	92-0723	Spring-Compression	1
20	92-0733	Washer	1
21	92-0753	Ring-Retaining	1
22	92-0787	O-Ring	1
23	92-0749	Shaft-Pinion	1
24	92-0745	Gear-Side LH	1
26	92-0770	Pin-Spring	1
27	92-0724	Arm-Differential Lock	1
28	92-0725	Shaft-Axle LH	1
29	92-0776	Bearing-Ball	1
30	92-0803	Screw-HFH	12
31	92-0720	Case-Differential	1
32	92-0793	Seal-Oil	2

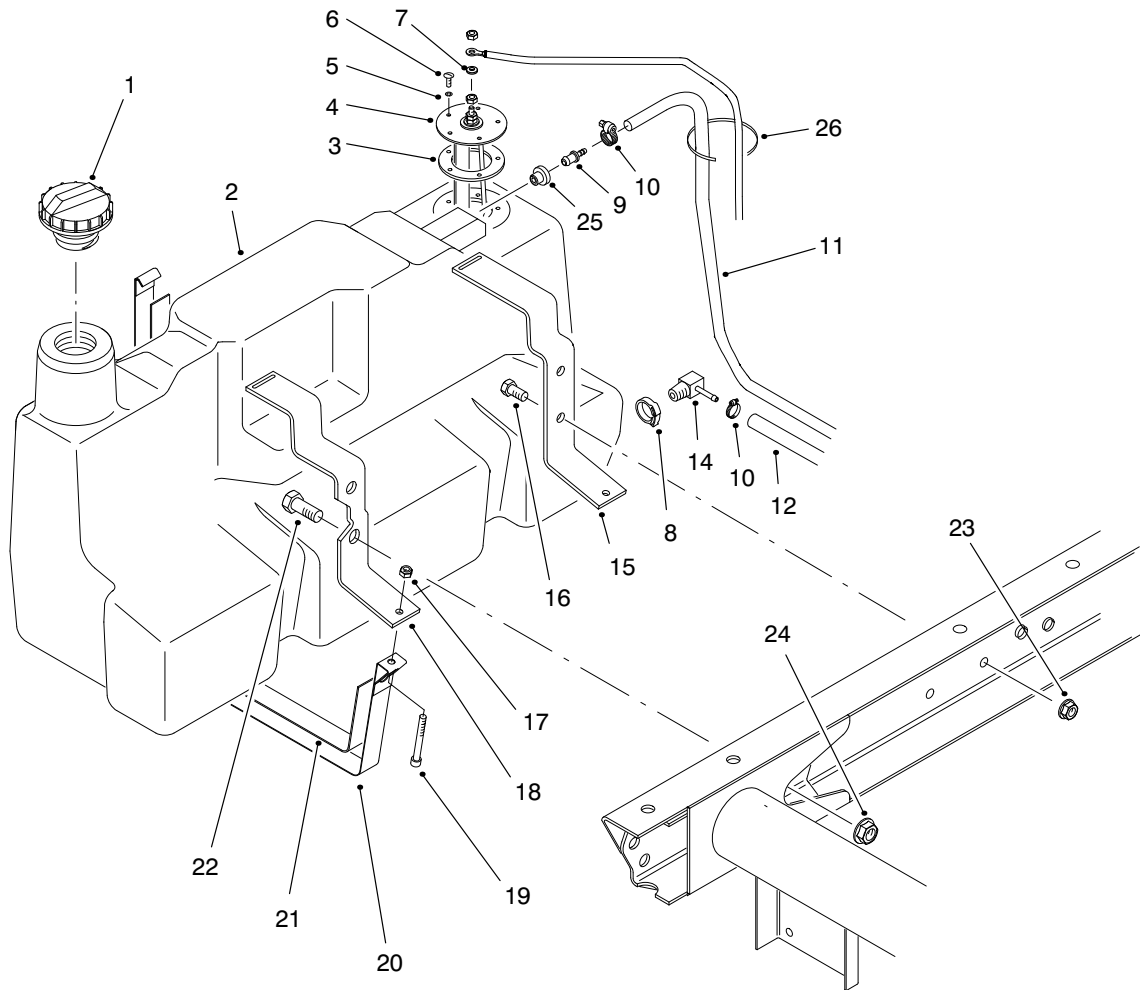


T-3191

BATTERY MOUNT ASSEMBLY

Ref. No.	Part No.	Description	No. Used
1	3290-357	Nut-HFH	6
2	3255-9	Washer-Lock	1
3	87-7610	Tab-Battery Support	1
4	32128-33	Nut-HFH	1
5	2412-89	Clamp-R	1
6	3230-23	Bolt-CARR	4
7	3231-21	Bolt-CARR	6
8	321-4	Screw-HH	1
9	55-7291	Battery (Incl. Ref. #22 & 23)	1
10	19-4050	Knob	2
11	36-3400	Decal-No Step	1
11	84-2780	Decal-No Step (Japan)	1

Ref. No.	Part No.	Description	No. Used
12	87-5130	Cover-Battery Base	1
13	3269-27	Rivet-Plastic	4
14	87-7620	Shield-Plastic	1
15	87-5120	Bracket-Battery Base	1
16	323-9	Screw-HH	1
17	3256-24	Washer-Flat	2
18	32128-20	Nut-HFH	2
19	87-5110	Support-Lower	1
20	3296-39	Nut-Lock	1
21	87-7600	Rod-Battery Support	1
22	55-7160	Cap-Vent	2
23	26-7170	Decal-Toro	1

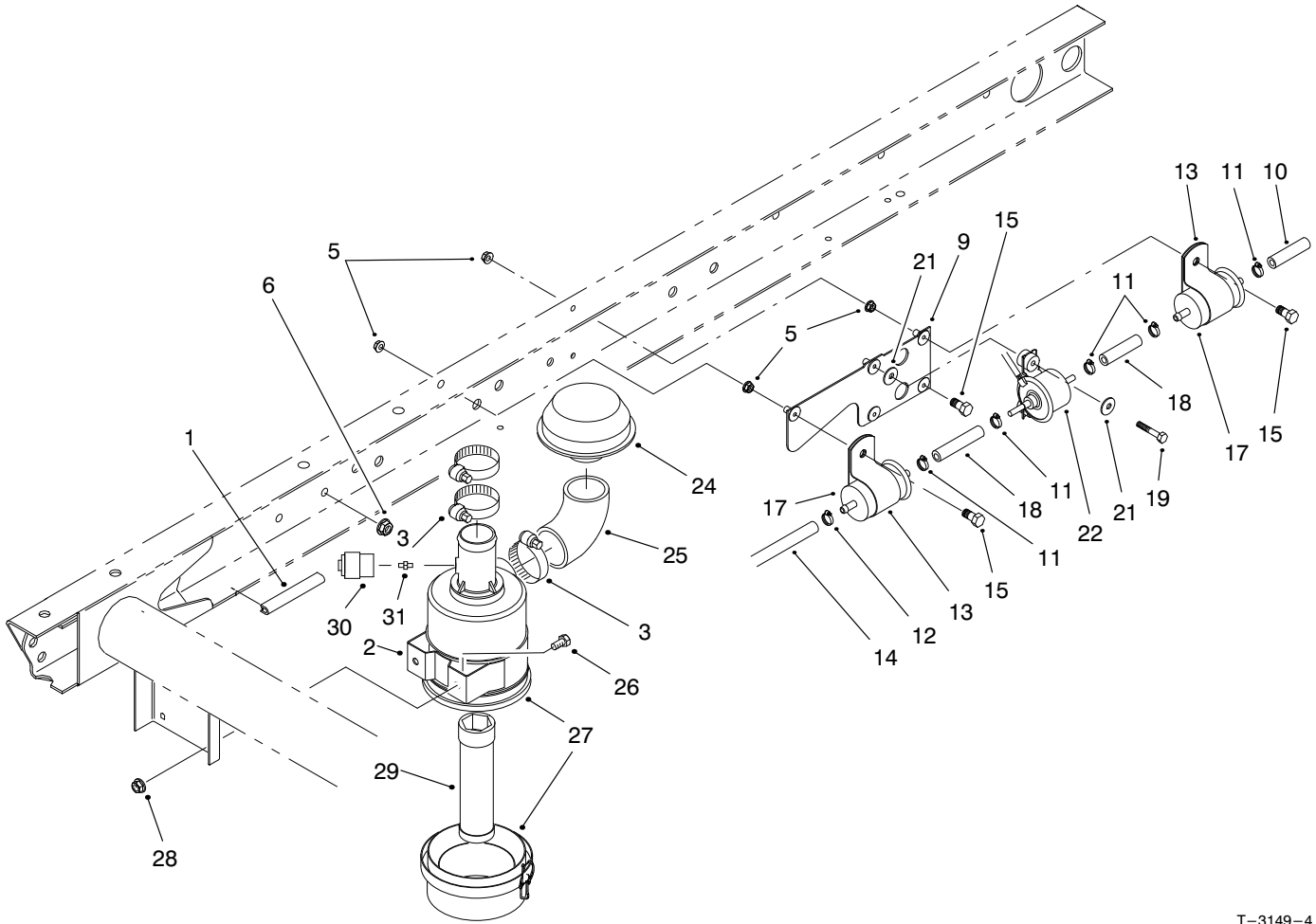


T-1609-3

FUEL TANK ASSEMBLY

Ref. No.	Part No.	Description	No. Used	Ref. No.	Part No.	Description	No. Used
1	93-3101	Cap-Fuel	1	14	353-781	Fitting-Fuel 90°	1
2	98-2915	ASM-Fuel Tank (Incl. Ref. #8, 9, 14 & 25)	1	15	87-3140	Support-Rear	1
3	62-7650	Gasket-Sending Unit	1	16	323-4	Screw-HH	2
4	63-7640	Unit-Sending	1	17	3296-42	Nut-Lock	2
5	3253-15	Washer-Lock	5	18	87-3150	Support-Front	1
6	32122-24	Screw-RH	5	19	3274-54	Screw-HSH	2
7	5-3637	Washer-Flat	1	20	87-3160	Strap-Tank Support	2
8	2412-36	Clamp	1	21	87-3170	Pad-Tank Support Strap	2
9	98-2952	Fitting-Fuel Straight	1	22	3234-38	Screw-HH	2
10	2412-108	Clamp-Hose	2	23	3290-357	Nut-HFH	2
11	93-2298	Hose-Fuel	1	24	32128-23	Nut-HFH	2
12	63-9640	Hose-Fuel	1	25	46-6560	Bushing	1
				26	3290-378	Tie-Cable	1

*Not Illustrated

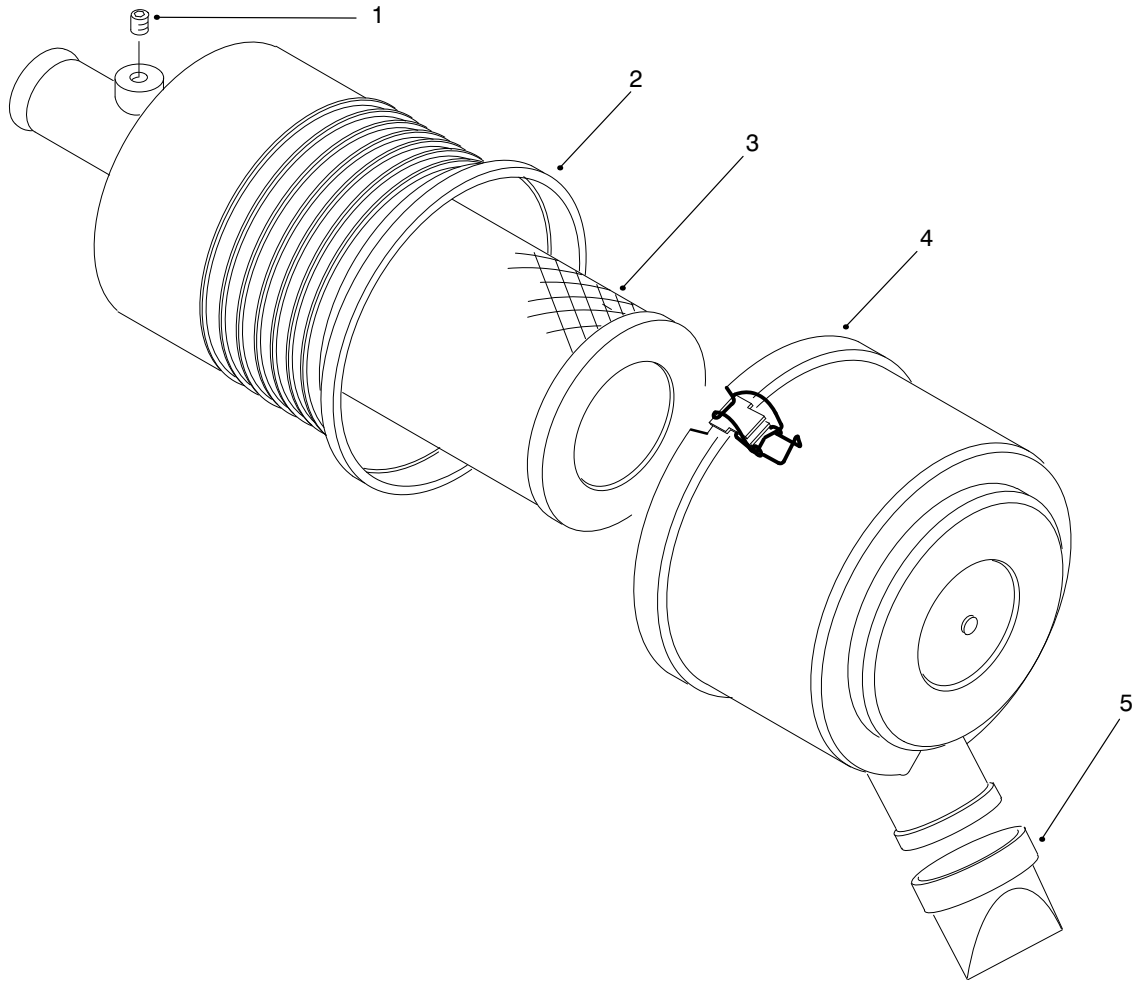


T-3149-4

AIR CLEANER & FUEL SUPPLY ASSEMBLY

Ref. No.	Part No.	Description	No. Used
1	43-4300	Trim	3
2	93-2191	ASM-Band, Mounting	1
3	2412-92	Clamp-Hose	2
5	32128-33	Nut-Hex. Flange	6
6	3290-357	Nut-HFH	2
9	99-9402	Plate	1
10	94-9502	Hose-Fuel	1
11	2412-98	Clamp-Hose	2
12	2412-108	Clamp-Hose	1
13	2412-148	Clamp-R	2
14	63-9640	Hose-Fuel	1
15	3234-10	Screw-HFH	3
17	99-9404	Filter-Fuel	2
18	99-9415	Hose-Fuel	2

Ref. No.	Part No.	Description	No. Used
19	3234-21	Screw-HFH	2
21	3256-67	Washer-Flat	4
22	92-2007	Pump-Fuel	1
24	46-7510	Hood-Air Inlet	1
25	94-5248	Elbow-Intake, Air	1
26	322-2	Screw-HH	2
27	95-5805	ASM-Air Cleaner	1
28	32128-20	Nut-HFH	2
29	98-2982	Filter-Element, Safety (Optional)	1
30	93-9164	Indicator-Service (Optional)	1
31	94-1416	Asm-Adapter, Indicator (Optional)	1



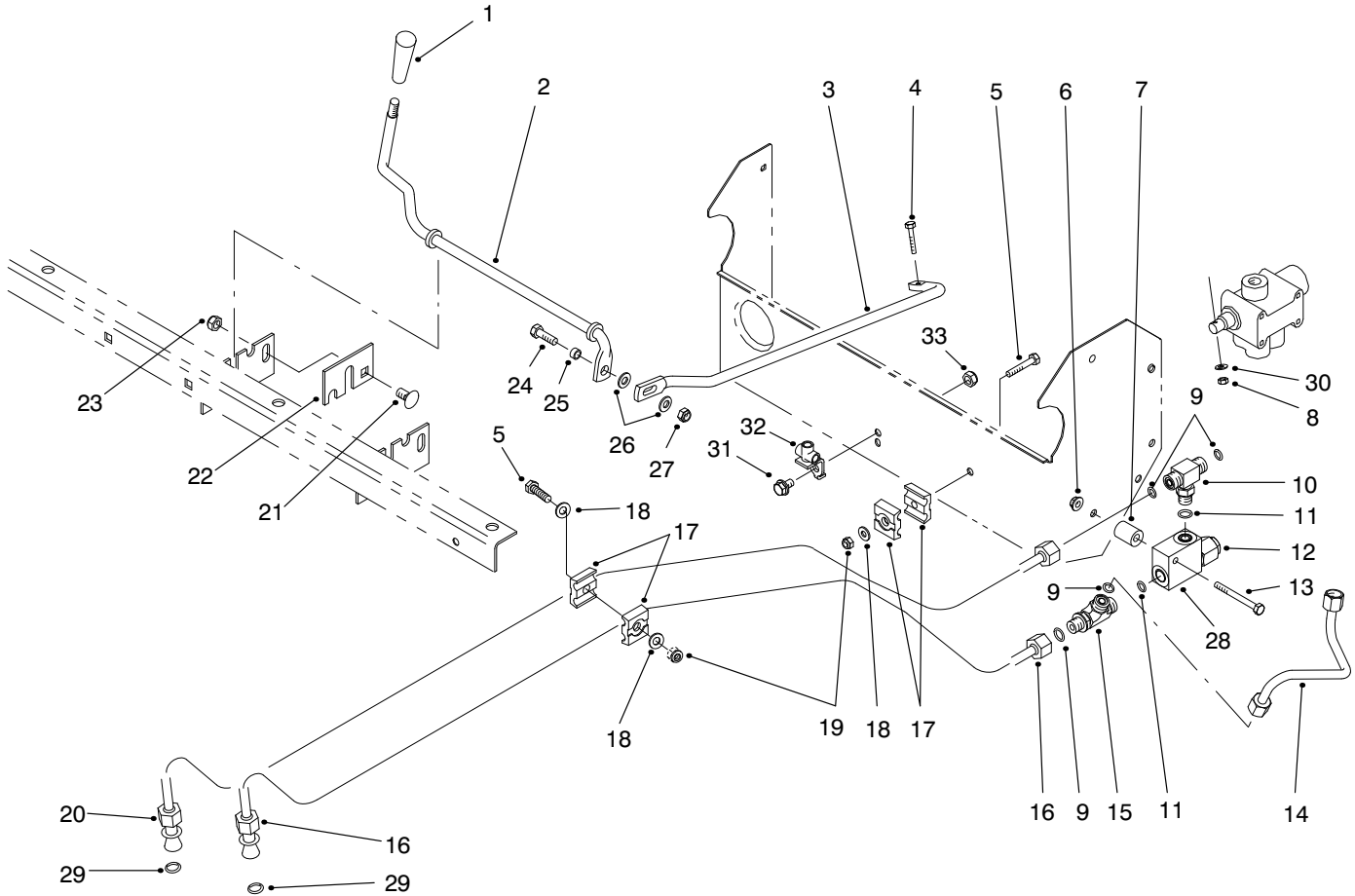
T-2607

AIR CLEANER ASSEMBLY NO. 95-5805

Ref. No.	Part No.	Description	No. Used	Ref. No.	Part No.	Description	No. Used
1	285-17	Plug	1	4	94-3652	ASM-Cover	1
2		ASM-Body	1	5	94-1414	Vacuator	1
3	93-2195	Element-Air Cleaner	1				
*	98-2981	Element-Filter, Safety (Optional)	1				

PROTOTYPE

*Not Illustrated



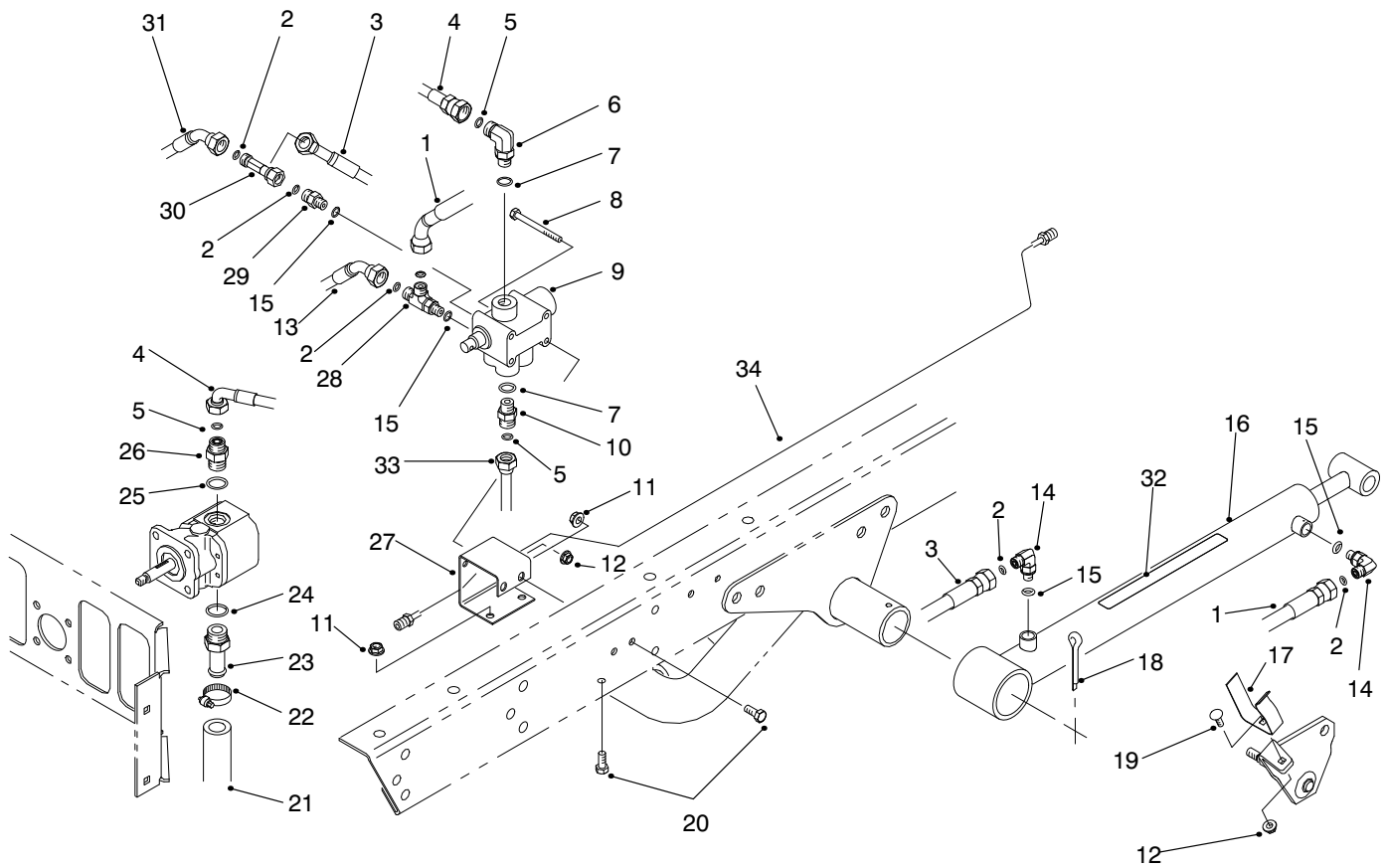
T-1610

LIFT VALVE LINKAGE ASSEMBLY

Ref. No.	Part No.	Description	No. Used
1	233-39	Knob	1
2	87-4500	Rod-Pivot	1
3	87-4510	Rod-Connecting	1
4	87-5150	Screw-HH	1
5	321-9	Screw-HH	2
6	32128-33	Nut-HFH	1
7	75-9610	Spacer	1
8	87-5140	Nut-Lock	1
9	237-22	O-Ring	4
10	340-94	Fitting-Hydraulic Tee (Incl. Ref. #9 & 11)	1
11	237-42	O-Ring	2
12	92-2160	Cartridge-Relief Valve	1
13	321-15	Screw-HH	1
14	87-4560	Tube-Hydraulic	1
15	340-86	Fitting-Hydraulic Tee (Incl. Ref. #9 & 11)	1
16	93-7092	ASM-Hydraulic Tube (Incl. Ref. #29)	1
17	56-7973	Clamp-Hydraulic Tube	4

Ref. No.	Part No.	Description	No. Used
18	3256-22	Washer-Flat	3
19	3296-42	Nut-Lock	2
20	93-7093	ASM-Hydraulic Tube (Incl. Ref. #29)	1
21	3231-21	Bolt-CARR	1
22	87-4490	Bracket-Hold-Down	1
23	3296-39	Nut-Lock	1
24	322-5	Screw-HH	1
25	87-5080	Spacer-Connecting	1
26	3256-23	Washer-Flat	2
27	3296-29	Nut-Lock	1
28	92-2161	Body-Relief Valve	1
29	39-7310	O-Ring	2
30	3256-14	Washer-Flat	1
31	322-2	Screw-HH	1
32	87-3560	Tee-Brake Line	1
33	32128-20	Nut-HFH	1
*	87-3680	ASM-Relief Valve (Incl. Ref. #12 & 28)	1

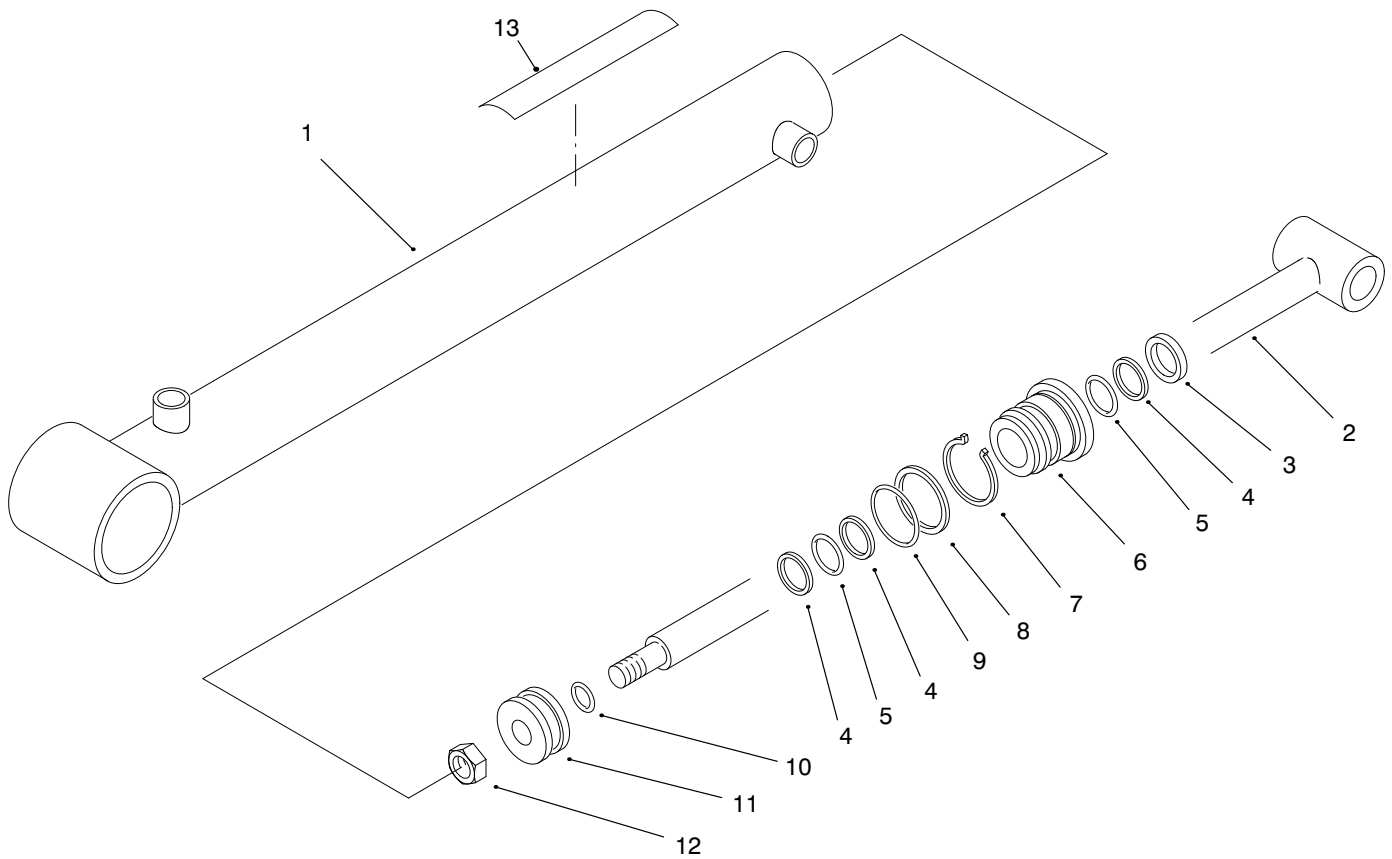
*Not Illustrated



T-1611-1

LIFT VALVE & CYLINDER ASSEMBLY

Ref. No.	Part No.	Description	No. Used	Ref. No.	Part No.	Description	No. Used
1	92-2697	Hose-Hydraulic	1	20	322-3	Screw-HH	4
2	237-21	O-Ring	6	21	87-3670	Hose-Hydraulic	1
3	87-4880	Hose-Hydraulic	1	22	2412-34	Clamp	1
4	87-4870	Hose-Hydraulic	1	23	354-136	Fitting-Hydraulic Straight (Incl. Ref. #24)	1
5	237-22	O-Ring	3	24	237-80	O-Ring	1
6	340-77	Fitting-Hydraulic 90° (Incl. Ref. #5 & 7)	1	25	237-79	O-Ring	1
7	237-42	O-Ring	2	26	340-3	Fitting-Hydraulic Straight (Incl. Ref. #5 & 25)	1
8	321-14	Screw-HH	2	27	87-4520	Bracket-Dump Valve	1
9	43-1950	Valve	1	28	340-140	Fitting-Hydraulic Tee (Incl. Ref. #2 & 15)	1
10	340-2	Fitting-Straight	1	29	340-92	Fitting-Hydraulic Straight (Incl. Ref. #2 & 15)	1
11	32128-20	Nut-HFH	4	30	340-151	Fitting-Hydraulic Tee (Incl. Ref. #2)	1
12	32128-33	Nut-HFH	2	31	87-4900	Hose-Hydraulic	1
13	87-4910	Hose-Hydraulic	1	32	87-7930	Decal-Warning	2
14	340-132	Fitting-Hydraulic 90° (Incl. Ref. #2 & 15)	4	32	92-6415	Decal-Warning (Japan)	2
15	237-78	O-Ring	4	33	87-4560	Tube-Hydraulic	1
16	94-5203	ASM-Hydraulic Cylinder (Incl. Ref. #32)	2	34	94-3844	ASM-Tube, Brake LH Rear	1
17	87-3720	Retainer-Cylinder	2				
18	3272-37	Pln-Cotter	2				
19	3229-1	Bolt-CARR	2				



T-2342-1

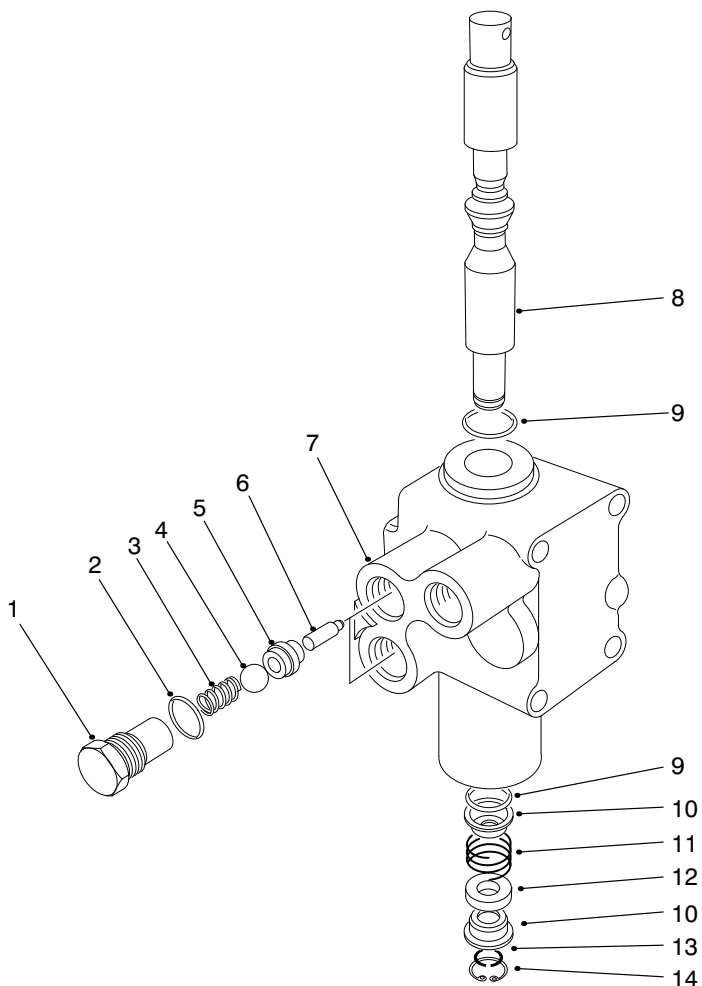
LIFT CYLINDER NO. 94-5203

Ref. No.	Part No.	Description	No. Used
1	94-5206	ASM-Barrel	1
2	94-5207	Shaft	1
3		Seal-Dust	1
4		Backup	3
5		O-Ring	2
6	92-2162	Head	1
7	84-1680	Ring-Retaining	1
8		Backup	1

Ref. No.	Part No.	Description	No. Used
9		O-Ring	1
10		O-Ring	1
11	43-5150	Piston	1
12	32152-10	Nut	1
13	87-7930	Decal-Warning	1
13	92-6415	Decal-Warning (Japan)	1
*	92-2165	Kit-Repair (Incl. Ref. #3-5 & 8-10)	1

PROTOTYPE

*Not Illustrated



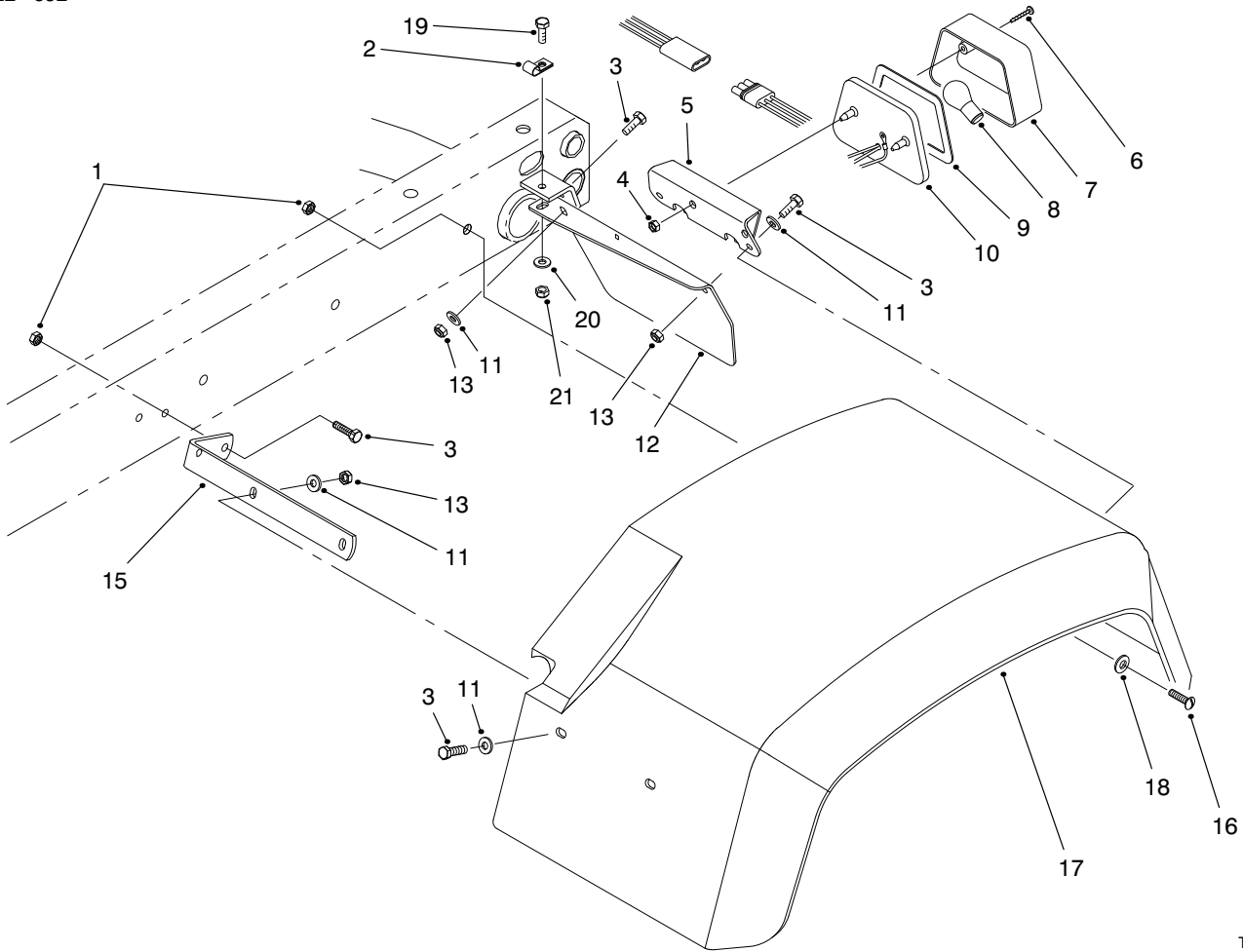
T-0280-3

CONTROL VALVE ASSEMBLY NO. 43-1950

Ref. No.	Part No.	Description	No. Used
1	22-8330	Plug	2
2	237-42	O-Ring	2
3	22-8340	Spring	2
4	22-8350	Ball	2
5	22-8370	Seat-Check Valve	2
6	22-8360	Pin-Cam	2
7		Body	1

Ref. No.	Part No.	Description	No. Used
8	22-8420	Spool	1
9	22-8500	O-Ring	2
10	22-8380	Retainer-Spring	2
11	22-8410	Spring	1
12	23-3030	Spacer	1
13	22-8480	Ring-Retaining, Spool	1
14	22-8490	Ring-Retaining	1

PROTOTYPE



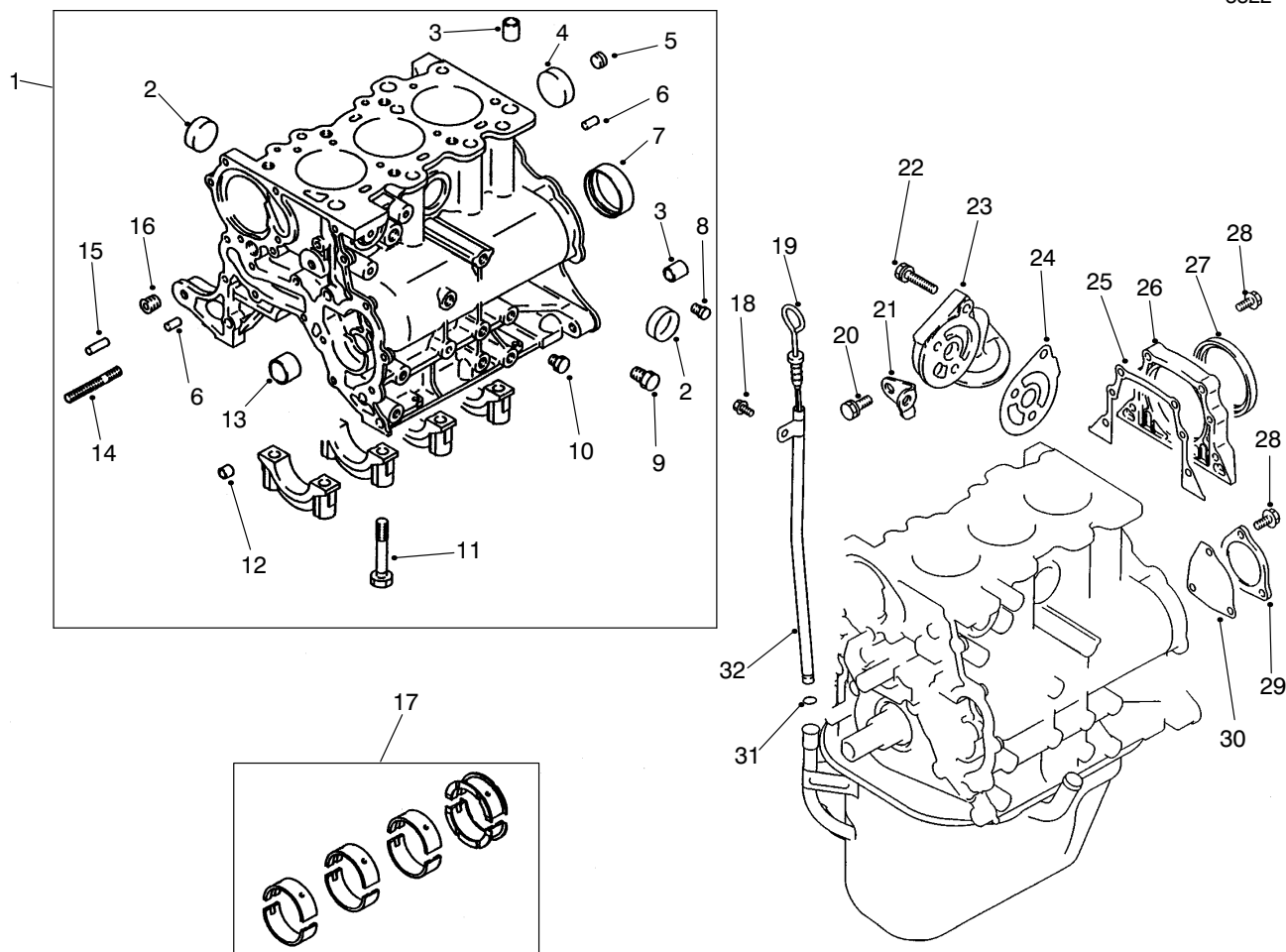
T-1613

REAR FENDER & TAIL LIGHT ASSEMBLY

Ref. No.	Part No.	Description	No. Used
1	3296-39	Nut-Lock	6
2	2412-93	Clamp-R	1
3	321-6	Screw-HH	12
4	3290-506	Palnut	2
5	87-5770	U-Bracket-Tail Light	1
6	32144-93	Screw-TAP	2
7	87-6300	Lens	1
8		Bulb (#1157 Std. 12 Volt)	1
9	87-6310	Gasket	1
10	87-2110	ASM-Tail Light (Incl. Ref. #6-9)	1

Ref. No.	Part No.	Description	No. Used
11	3256-22	Washer-Flat	12
12	93-8943	Plate-Tail Light LH	1
*	93-8944	Plate-Tail Light RH	1
13	3296-42	Nut-Lock	12
15	93-8941	Bracket-Front LH	1
*	93-8942	Bracket-Front RH	1
16	3274-94	Screw-HSBH	6
17	87-6660	Fender-Rear 24"	2
18	3256-24	Washer-Flat	6
19	322-5	Screw-HH	4
20	3256-23	Washer-Flat	4
21	3296-29	Nut-Lock	4

*Not Illustrated

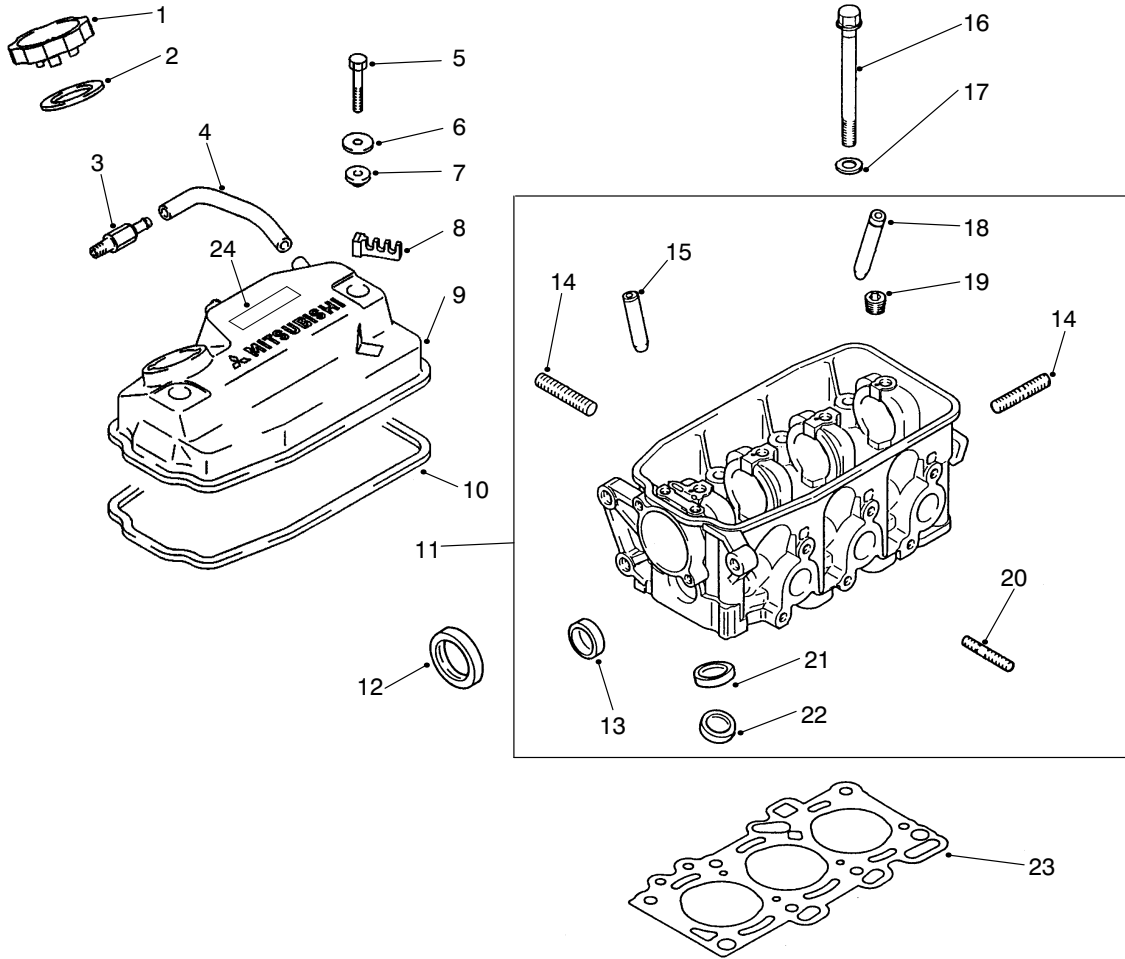


T-1631-1

CYLINDER BLOCK ASSEMBLY

Ref. No.	Part No.	Description	No. Used
1	92-2006	ASM-Crankcase (Incl. Ref. #2-16)	1
2	92-2151	Cap-Sealing	3
3	92-2152	Bushing	4
4	92-1994	Cap-Sealing	1
5	92-1935	Plug-Taper	1
6	92-2148	Pin-Dowel	2
7	92-1982	Bearing-Ring	1
8	92-1902	Plug-Taper	1
9	56-0100	Plug-Taper	1
10	92-1910	Plug-Taper	1
11	67-2250	Bolt	8
12	67-2360	Bushing	4
13	92-1981	Bearing-Front	1
14	92-5107	Stud	1
15	92-1958	Pin-Dowel	1
16	67-2390	Plug-Taper	1

Ref. No.	Part No.	Description	No. Used
17	92-1956	Bearing-Set, Main	1
18	92-5112	Bolt-Flange Head	1
19	92-5110	Gauge-Oil Level	1
20	92-2144	Bolt	2
21	92-5109	Stay-Oil Filter	1
22	92-2143	Bolt	3
23	92-2012	Bracket-Oil Filter	1
24	92-5108	Gasket-Bracket	1
25	92-1987	Gasket	1
26	92-2045	Housing-Seal, Oil	1
27	92-1952	Seal-Oil	1
28	92-2131	Bolt-HFH	7
29	92-1945	Cover-Rear	1
30	92-1991	Gasket	1
31	92-1925	O-Ring	1
32	92-5111	Guide-Oil Level Gauge	1



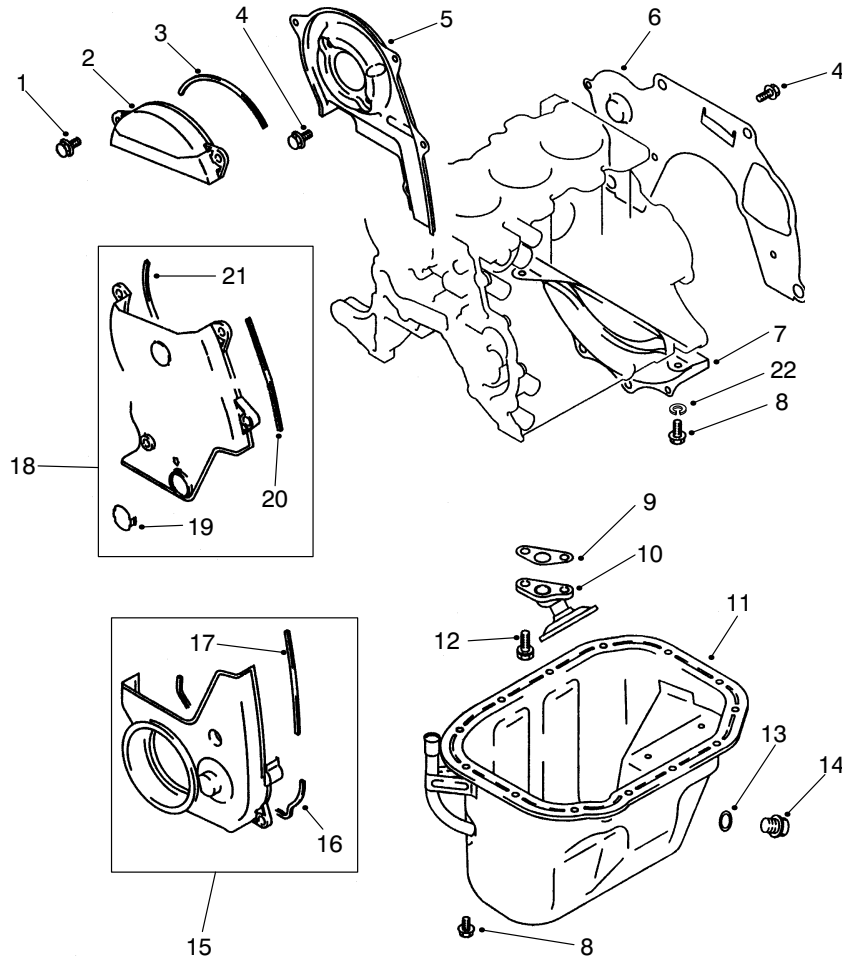
T-1630-2

ROCKER COVER & CYLINDER HEAD ASSEMBLY

Ref. No.	Part No.	Description	No. Used
1	92-1975	Cap-Oil (Incl. Ref. #2)	1
2	92-1943	Packing	1
3	92-2050	PCV Valve	1
4	92-2026	Hose-PCV Valve	1
5	92-2128	Bolt-Cover	2
6	92-2063	Washer	2
7	92-1929	Seal-Oil	2
8	92-1915	Clamp-Cable	1
9	94-5295	ASM-Cover (Incl. Ref. #8, 10 & 24)	1
10	92-1944	Gasket-Cover, Rocker	1
11	92-2034	Head-Cylinder (Incl. Ref. #13-15 & 18-22)	1
12	92-2021	Seal-Oil	1
13	92-2151	Cap-Sealing	1
14	42-9560	Stud	3
15	92-1926	Guide-Intake Valve (.05 mm OS)	3
*	92-5103	Guide-Intake Valve (.25 mm OS)	3
*	92-5104	Guide-Intake Valve (.50 mm OS)	3

Ref. No.	Part No.	Description	No. Used
16	92-1971	Bolt	8
17	92-1903	Washer	8
18	92-1911	Guide-Exhaust Valve (.05 mm OS)	1
*	92-5105	Guide-Exhaust Valve (.25 mm OS)	1
*	92-5106	Guide-Exhaust Valve (.50 mm OS)	1
19	92-1916	Plug-Taper	1
20	92-1905	Stud	6
21	92-1959	Seat-Intake Valve (.30 mm OS)	3
*	92-5102	Seat-Intake Valve (.60 mm OS)	3
22	92-1976	Seat-Exhaust Valve (.30 mm OS)	3
*	92-5101	Seat-Exhaust Valve (.60 mm OS)	3
23	92-1997	Gasket-Cylinder	1
24	94-5296	Label-Emission	1

*Not Illustrated

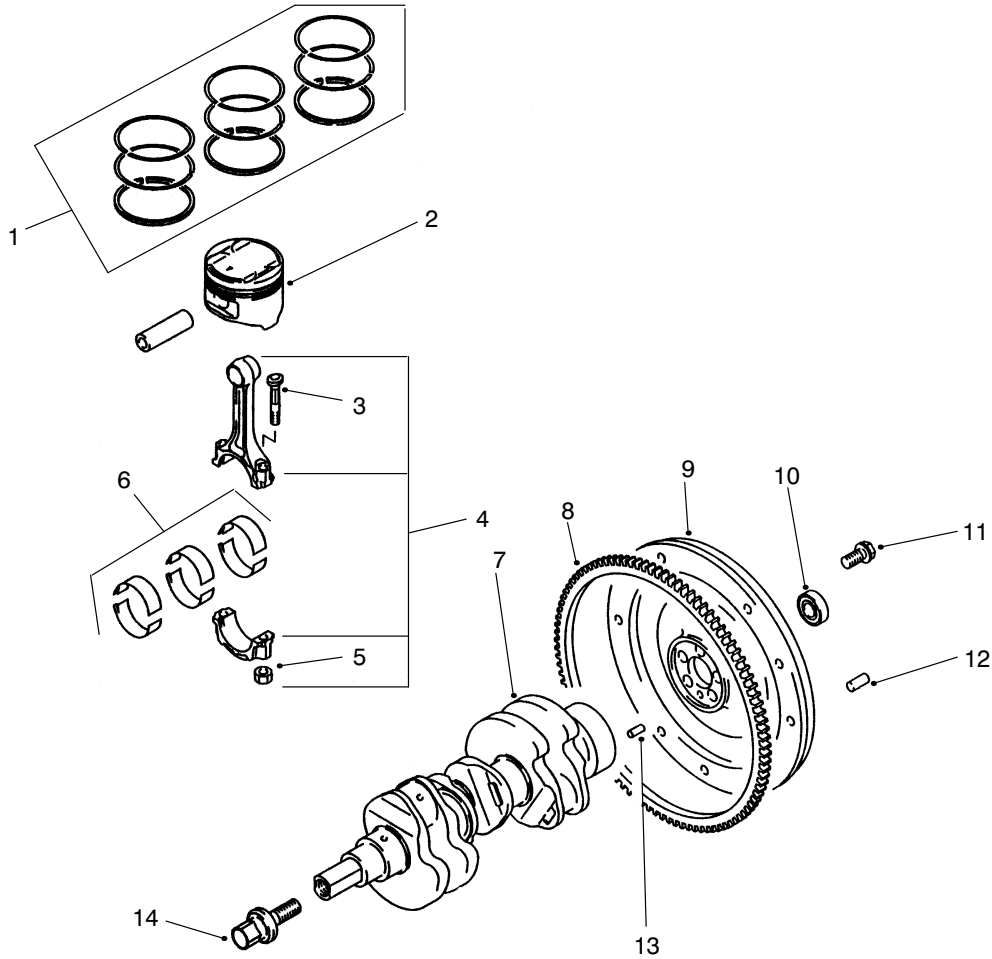


T-1632-1

COVERS & OIL PAN ASSEMBLY

Ref. No.	Part No.	Description	No. Used
1	92-5113	Bolt-HFH	3
2	92-1965	ASM-Cover (Incl. Ref.#3)	1
3	92-1962	Gasket	1
4	92-2131	Bolt-HFH	2
5	92-2035	Cover-Front	1
6	92-1937	Plate-Rear	1
7	92-1938	Cover-Bell Housing	1
8	48-7610	Bolt-Hex. Head	2
9	92-1988	Gasket-Oil	1
10	92-2019	Strainer-Oil	1
11	92-2053	ASM-Oil Pan (Incl. Ref.#13-14)	1

Ref. No.	Part No.	Description	No. Used
12	92-2137	Bolt/washer	2
13	92-1921	Gasket-Oil	1
14	92-1920	Plug-Oil	1
15	92-1967	ASM-Cover (Incl. Ref. #16-17)	1
16	92-1939	Gasket	1
17	92-1940	Gasket	1
18	92-1996	ASM-Cover, Front (Incl. Ref.#19-21)	1
19	92-1907	Cover-Access	1
20	92-1962	Gasket	1
21	92-1966	Gasket	1
22	3253-3	Washer-Lock	2



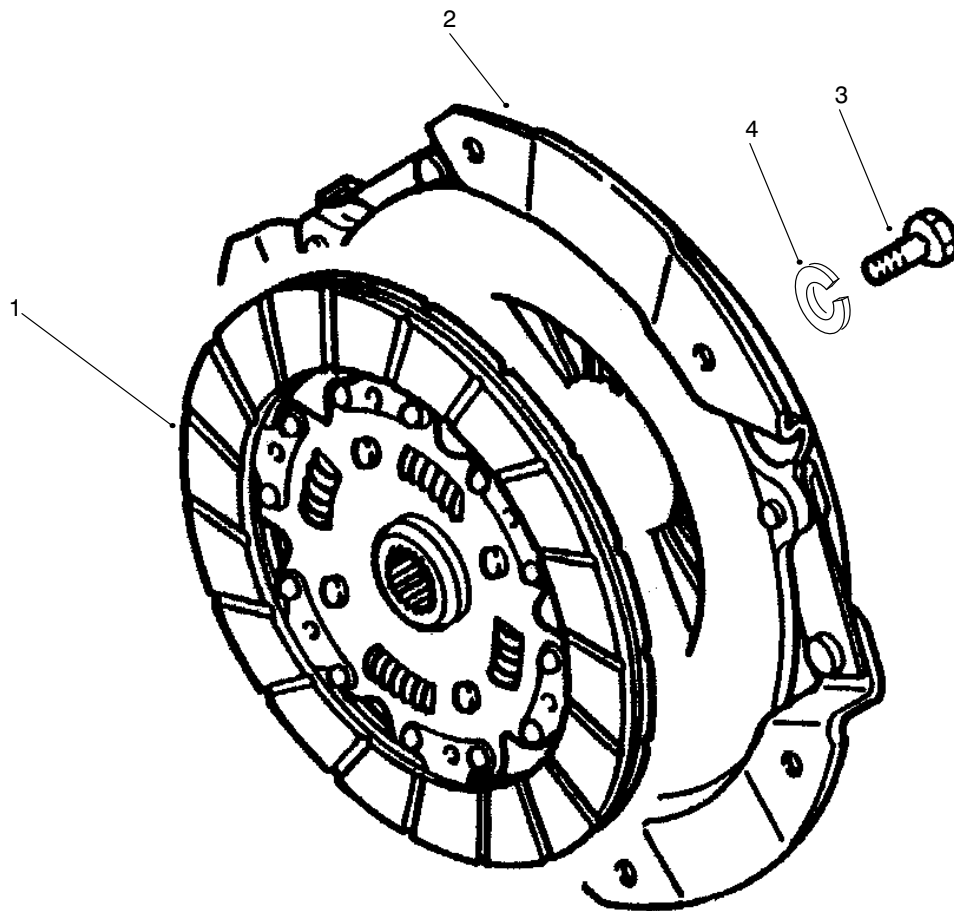
T-1633-1

PISTON & CRANKSHAFT ASSEMBLY

Ref. No.	Part No.	Description	No. Used
1	92-2014	Piston Ring Set (Std.)	1
*	92-5118	Piston Ring Set (.25 mm OS)	1
*	92-2015	Piston Ring Set (.50 mm OS)	1
*	92-5120	Piston Ring Set (.75 mm OS)	1
*	92-5121	Piston Ring Set (1.00 mm OS)	1
2	92-2005	Piston & Pin (Std.)	3
*	92-2013	Piston & Pin (.50 mm OS)	3
*	92-5116	Piston & Pin (.75 mm OS)	3
*	92-5117	Piston & Pin (1.00 mm OS)	3

Ref. No.	Part No.	Description	No. Used
3	92-2003	Bolt-Connecting Rod	6
4	92-1999	Rod-Connecting (Incl. Ref. #3 & 5)	3
5	92-1923	Nut	6
6	92-1957	Rod Bearing Set	1
7	92-1995	ASM-Crankshaft	1
8	92-1942	Gear-Ring	1
9	92-1980	Flywheel	1
10	92-1914	Bearing-Ball	1
11	92-1934	Bolt-Flywheel	5
12	42-7160	Pin-Dowel	3
13	92-2148	Pin-Dowel	1
14	92-2057	Bolt-Crankshaft PTO	1

*Not Illustrated



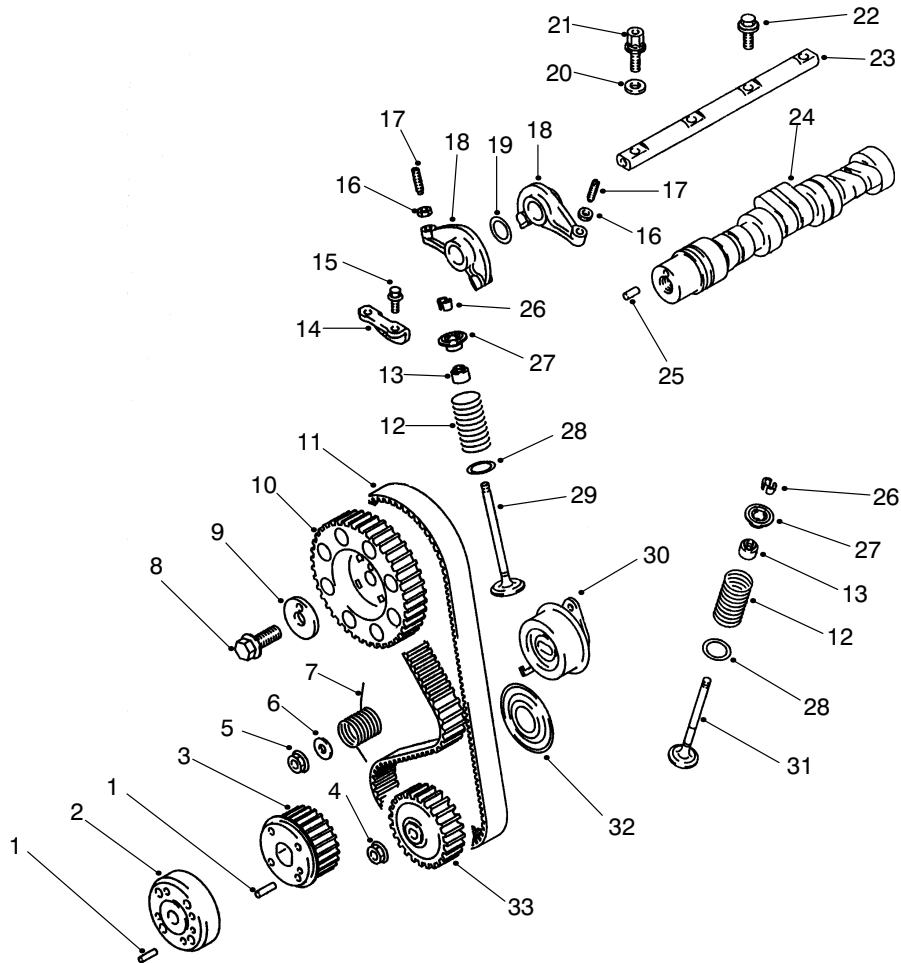
T-1644-1

CLUTCH & CLUTCH RELEASE ASSEMBLY

Ref. No.	Part No.	Description	No. Used
1	98-2959	Disc-Clutch	1
2	98-2958	Cover-Clutch	1

Ref. No.	Part No.	Description	No. Used
3	48-7700	Bolt	6
4	3253-4	Washer-Lock	6

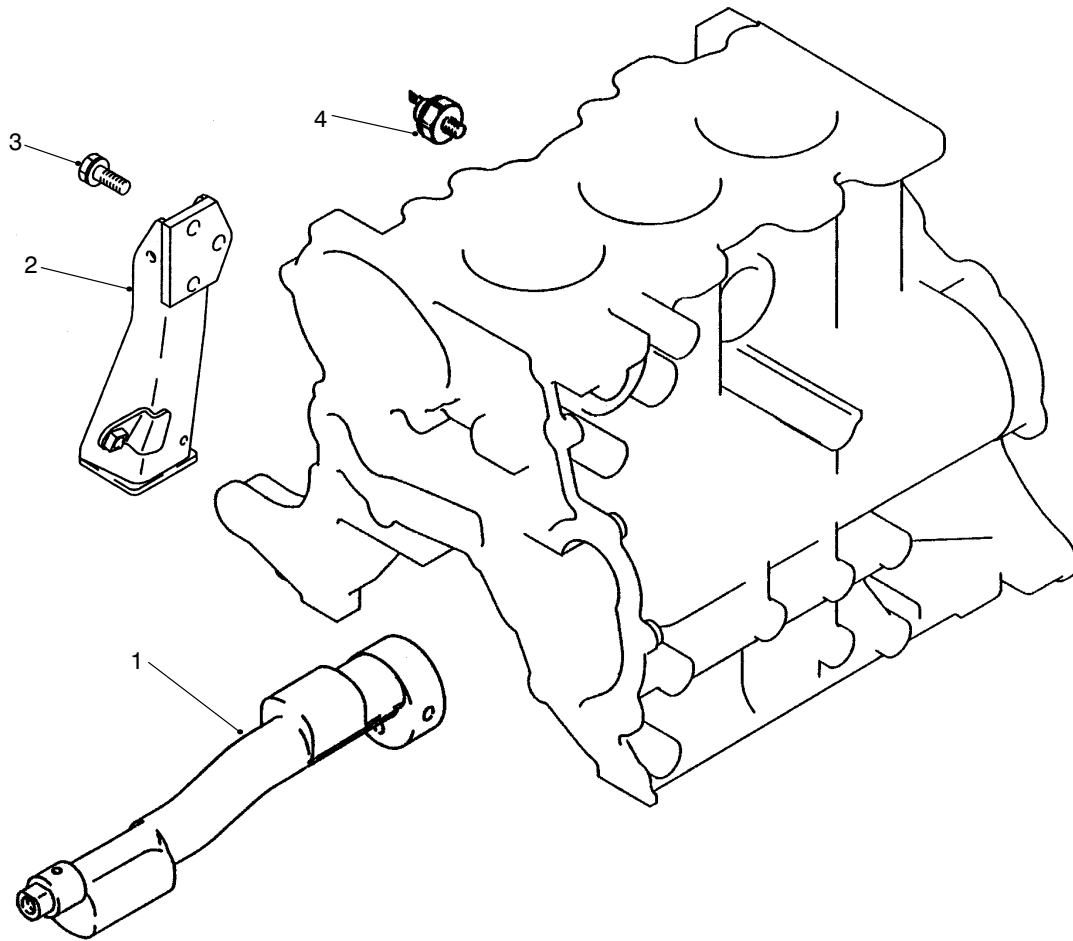
PROTOTYPE



T-1634-1

CAMSHAFT & VALVES ASSEMBLY

Ref. No.	Part No.	Description	No. Used	Ref. No.	Part No.	Description	No. Used
1	92-2149	Pin	2	17	92-1953	Screw-Adjusting	6
2	92-2062	ASM-PTO Adapter (Incl. Ref.#1)	1	18	92-1947	Arm-Rocker	6
3	92-2061	ASM-PTO Sprocket (Incl. Ref.#1)	1	19	92-1930	Washer-Wave	2
4	92-5122	Nut-Timing Belt	1	20	92-1972	Washer	2
5	92-2145	Nut-HFH	1	21	92-2017	Bolt-Rocker Shaft	2
6	92-2147	Washer	1	22	92-2018	Bolt-Rocker Shaft	2
7	92-2001	Spring	1	23	92-1973	Shaft-Rocker Arm	1
8	92-2135	Bolt-HFH	1	24	92-2049	ASM-Camshaft (Incl. Ref.#25)	1
9	92-1922	Washer	1	25	92-2010	Pin-Dowel	1
10	92-2000	Sprocket	1	26	42-7860	Lock-Valve	12
11	92-2059	Belt-Timing	1	27	92-1931	Retainer	6
12	92-1977	Spring-Valve	6	28	92-1936	Seal-Valve	6
13	92-1961	Seal-Valve	6	29	92-1954	Valve-Inlet	3
14	92-1964	Plate-Cam	1	30	92-1968	Tensioner-Belt	1
15	92-2130	Bolt-HFH	2	31	92-1955	Valve-Exhaust	3
16	92-1909	Nut	6	32	92-2056	Flange-PTO	1
				33	92-2042	Sprocket-Oil	1



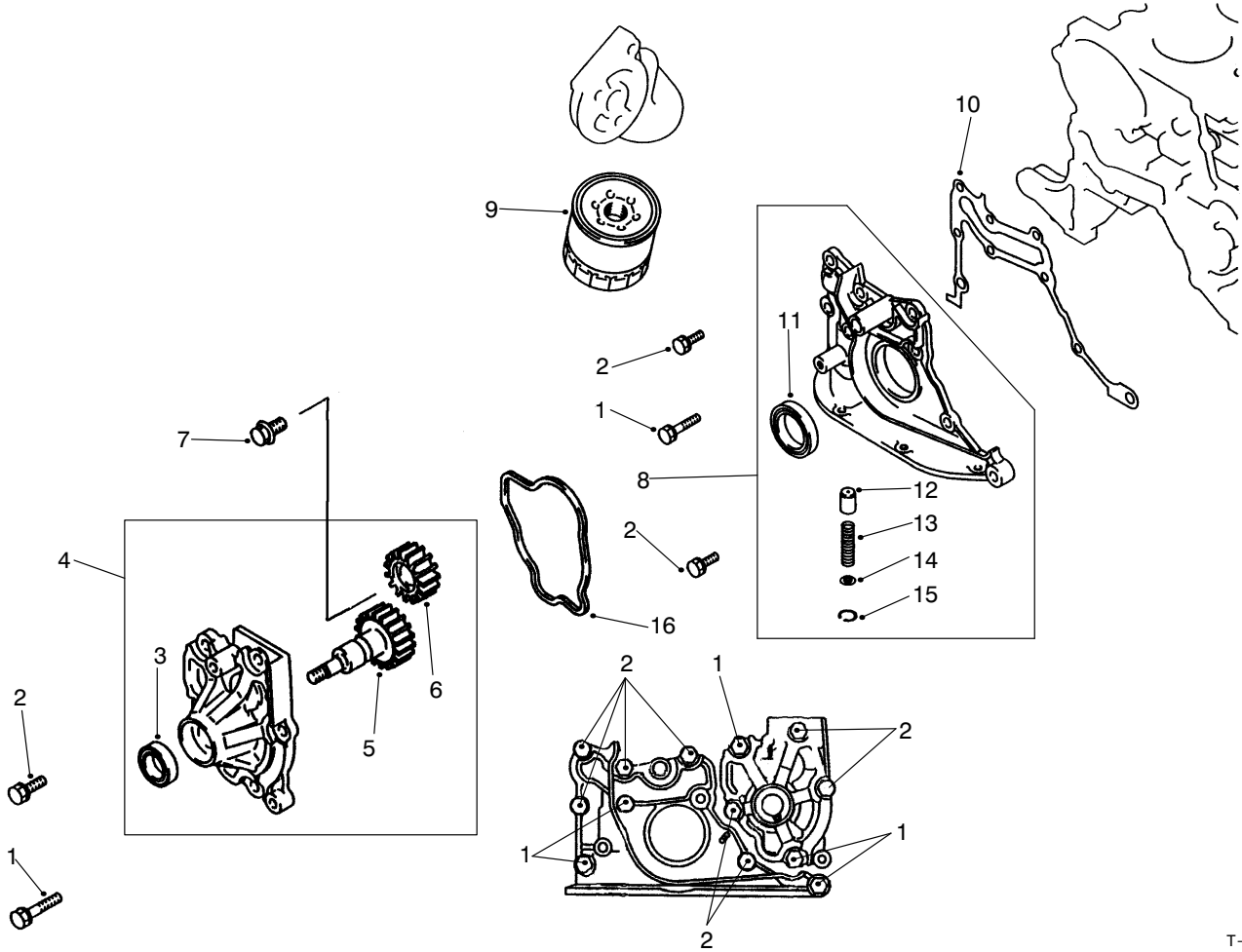
T-1635-1

BALANCER & OIL PRESSURE SWITCH & ENGINE MOUNT

Ref. No.	Part No.	Description	No. Used
1	92-1998	Shaft-Balancer	1
2	92-2022	Mount-Engine	1

Ref. No.	Part No.	Description	No. Used
3	92-5123	Bolt-Engine Mount	3
4	92-1978	Switch-Oil Pressure	1

PROTOTYPE

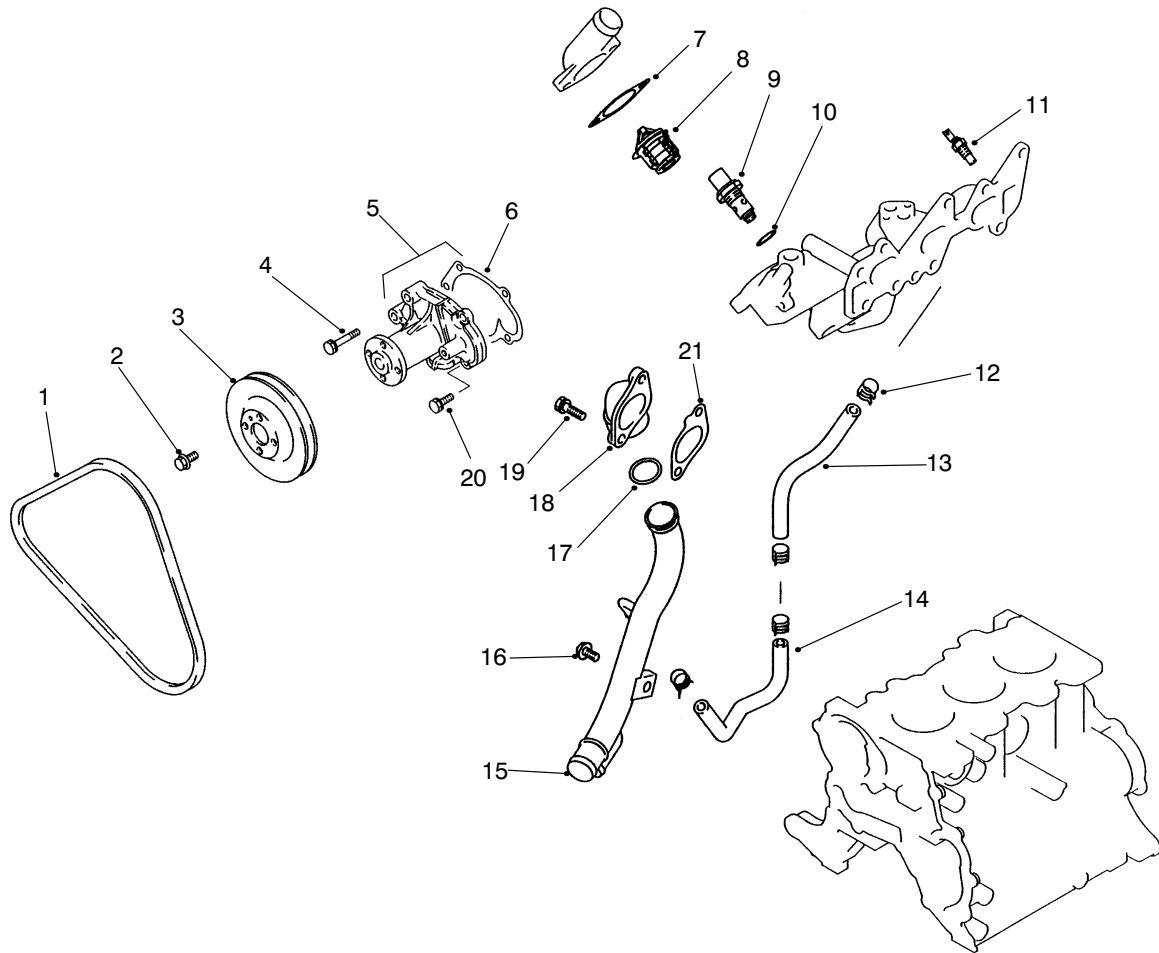


T-1636-1

OIL PUMP & FILTER ASSEMBLY

Ref. No.	Part No.	Description	No. Used	Ref. No.	Part No.	Description	No. Used
1	67-2560	Bolt/washer	5	9	67-4330	Filter-Oil	1
2	42-9400	Bolt/washer	8	10	92-1946	Gasket-Front	1
3	92-2032	Seal-Oil	1	11	92-1960	Seal-Oil	1
4	92-2046	ASM-Oil Pump (Incl. Ref.#3, 5 & 6)	1	12	92-1927	Plunger-Relief	1
5	92-1948	Gear-Oil Pump	1	13	92-1928	Spring-Relief	1
6	92-1949	Gear-Oil Pump	1	14	92-1983	Retainer	1
7	92-1918	Bolt-HFH	1	15	92-2150	Ring-Snap	1
8	92-1974	ASM-Case (Incl. Ref.#11-15)	1	16	92-1941	Gasket-Oil	1

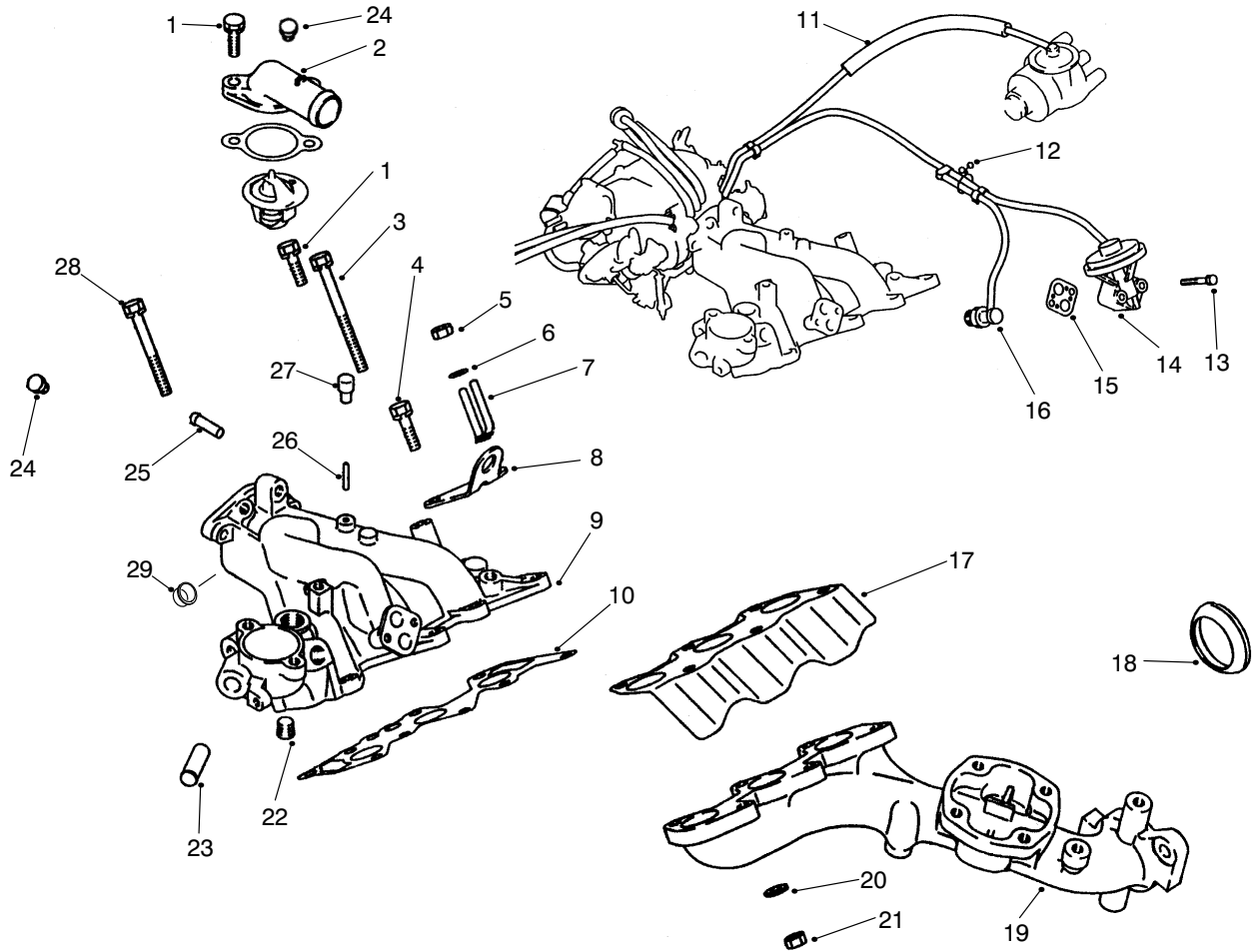
PROTOTYPE



T-1639-1

WATER PUMP & THERMOSTAT ASSEMBLY

Ref. No.	Part No.	Description	No. Used	Ref. No.	Part No.	Description	No. Used
1	92-2041	V-Belt	1	11	92-1933	Gauge-Water Temperature	1
2	92-5112	Bolt-HFH	4	12	54-1400	Clip	4
3	92-2040	Pulley	1	13	92-1924	Hose-Water By-Pass	1
4	92-2142	Bolt/washer	3	14	92-2009	Hose-By-Pass	1
5	92-2060	ASM-Water Pump (Incl. Ref.#6)	1	15	92-2024	Pipe-Water	1
6	92-1989	Gasket	1	16	92-2132	Bolt	1
7	92-1950	Gasket	1	17	92-1908	O-Ring	1
8	92-2039	Kit-Thermostat (Incl. Ref.#7)	1	18	92-2008	Cover	1
9	92-5160	Valve-Thermostat	1	19	92-2138	Bolt	2
10	92-5161	Gasket	1	20	42-9400	Bolt	2
				21	92-2155	Gasket-Water Inlet	1

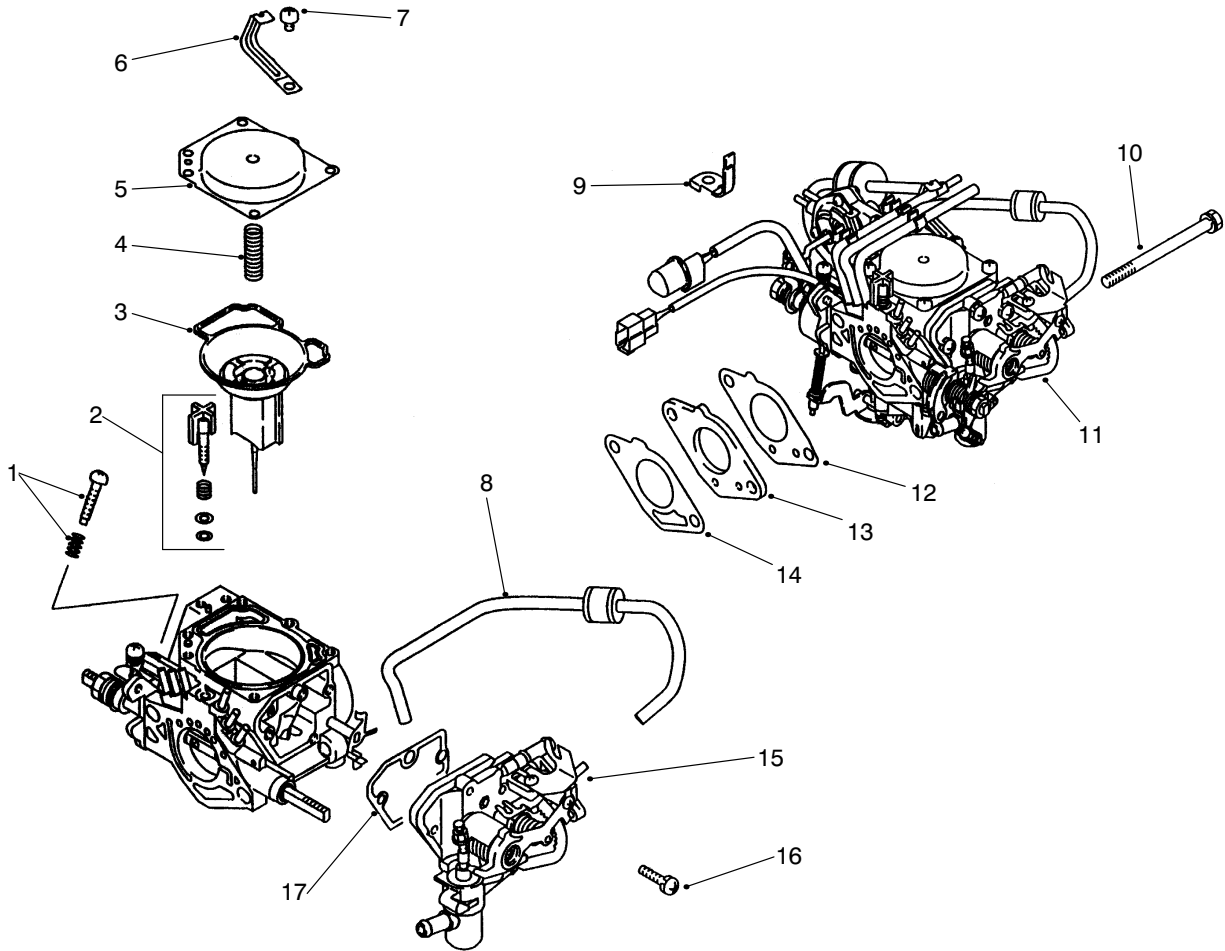


T-1640-1

EXHAUST & INTAKE MANIFOLD ASSEMBLY

Ref. No.	Part No.	Description	No. Used
1	92-2138	Bolt	3
2	92-2157	Outlet-Water	1
3	92-2141	Bolt	2
4	92-2139	Bolt	1
5	67-4670	Nut	2
6	67-3260	Washer	2
7	92-1901	Clip	1
8	92-1963	Mount-Engine	1
9	92-2054	Manifold-Intake (Incl. Ref.#22, 23, 25 & 26)	1
10	92-1993	Gasket-Intake	1
11	92-5164	ASM-Hose	1
12	92-5165	Clip	1
13	92-5166	Bolt	2
14	94-5294	Valve-EGR	1

Ref. No.	Part No.	Description	No. Used
15	92-5163	Gasket-EGR Valve	1
16	92-1906	ASM-Valve	1
17	92-2036	Cover-Exhaust Manifold	1
18	92-2044	Gasket-Exhaust Ring	1
19	92-2023	Manifold-Exhaust	1
20	48-8030	Washer	6
21	48-7930	Nut	6
22	67-2390	Plug-Taper	1
23	92-1912	Pipe-Manifold	1
24	92-5162	Plug-Inlet	2
25	92-1917	Nipple	1
26	92-1951	Nipple	1
27	92-2002	Cap Inlet	1
28	92-2140	Bolt	1
29	92-2151	Cap-Plug	1

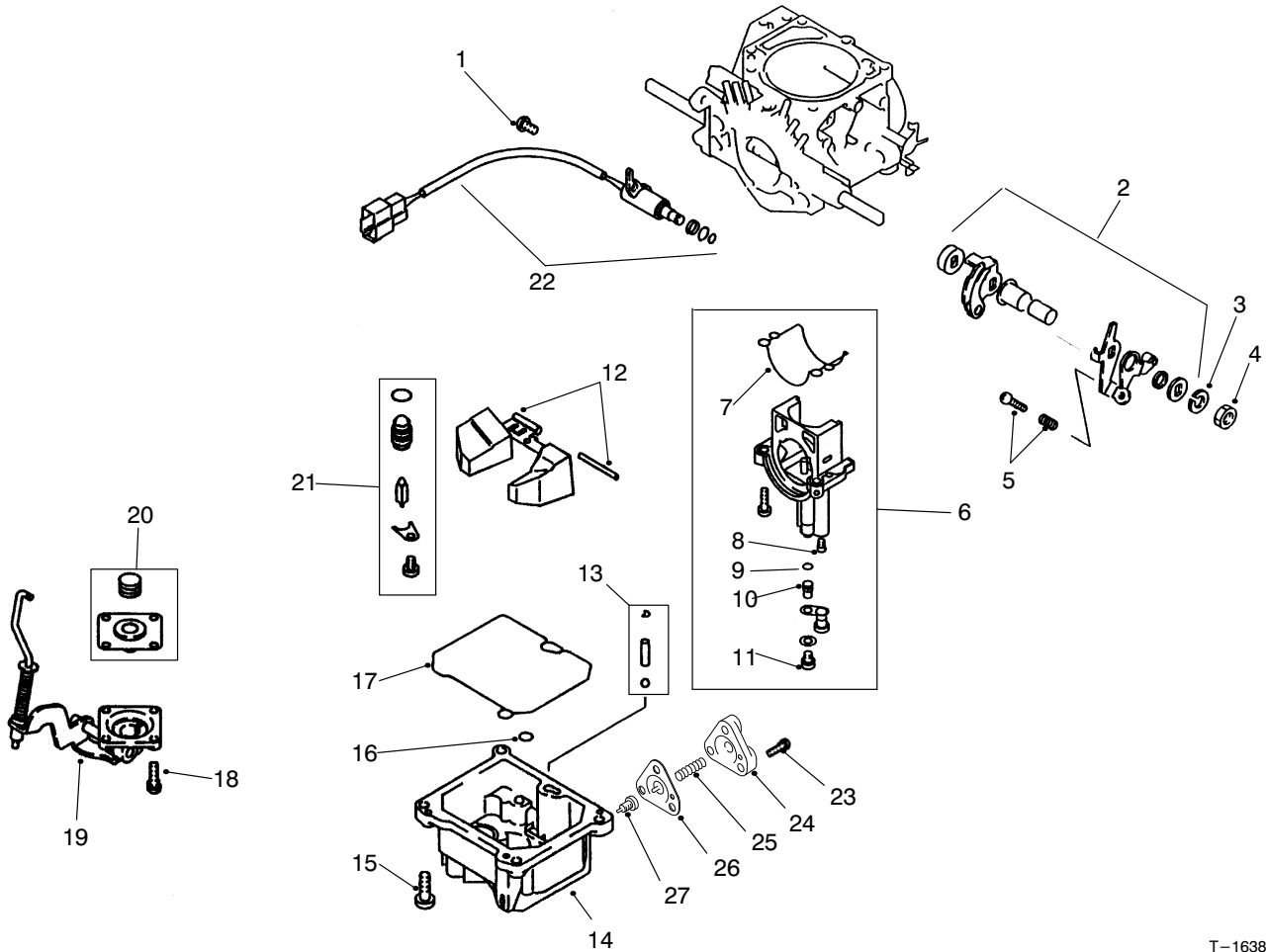


T-1637-1

CARBURETOR INSTALLATION ASSEMBLY

Ref. No.	Part No.	Description	No. Used	Ref. No.	Part No.	Description	No. Used
1	92-5136	Kit-Adjusting Screw	1	10	92-5157	Bolt	2
†2		Kit-Mixing Screw	1	11	94-5288	Carburetor	1
3	92-5142	Valve-Carburetor Piston	1	12	92-2038	Kit-Gasket	1
4	92-5137	Spring	1	13	92-5128	Insulator-Carburetor	1
5	92-5126	Cover-Carburetor Top	1	14	92-2037	Kit-Gasket	1
6	92-5156	Clamp-Carburetor INR	1	15	92-5124	Body-Choke, Auto	1
7	92-5145	Screw	6	16	92-5149	Screw	1
8	92-5134	Orifice-Choke	1	17	92-5143	Gasket-Choke, Auto	1
9	92-5155	Clamp-Carburetor	1				

†Items must be serviced by Mitsubishi authorized Toro Dealer/Distributor.



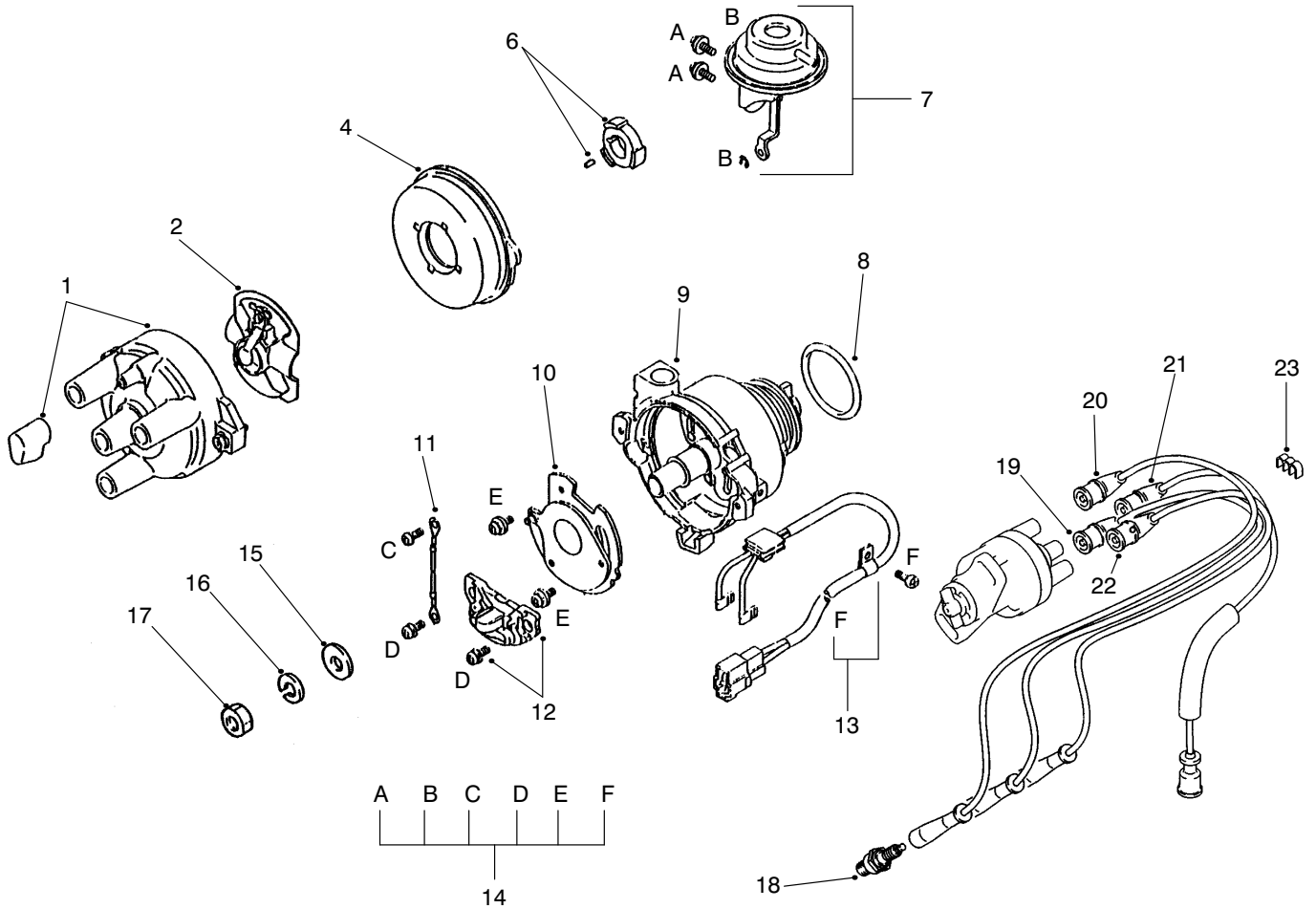
T-1638-1

CARBURETOR ASSEMBLY

Ref. No.	Part No.	Description	No. Used
1	92-5148	Screw	1
2	92-5133	Kit-Lever, Throttle	1
3	67-3260	Washer	1
4	92-5154	Nut-Carburetor, INR	1
5	92-5135	Kit-Screw Adjusting, Idle	1
†6		Kit-Holder, Main Jet (Incl. Ref.#7-11)	1
†7		O-Ring	1
†8		Jet-Pilot	1
†9		O-Ring	1
†10		Jet-Main	1
†11		Jet-Power	1
12	92-5127	Kit-Float & Pin	1
13	92-5125	Kit-Check Valve	1

Ref. No.	Part No.	Description	No. Used
14	94-5293	ASM-Float Chamber Cover (Incl. Ref. #23-27)	1
15	92-5147	Screw	4
16	92-5151	O-Ring	1
17	92-5153	O-Ring	1
18	92-5146	Screw	4
19	92-2110	Cover-Acc. Pump	1
20	92-2154	Kit-Diaphragm	1
21	92-5140	Kit-Needle Valve	1
22	92-5141	Valve-Fuel Cut-Off	1
23		Screw	1
24		Cover-Diaphragm	1
25		Spring-Diaphragm	1
26		Diaphragm-Power Beyond	1
27		Jet-Power Beyond	1

†Items must be serviced by Mitsubishi authorized Toro Dealer/Distributor.



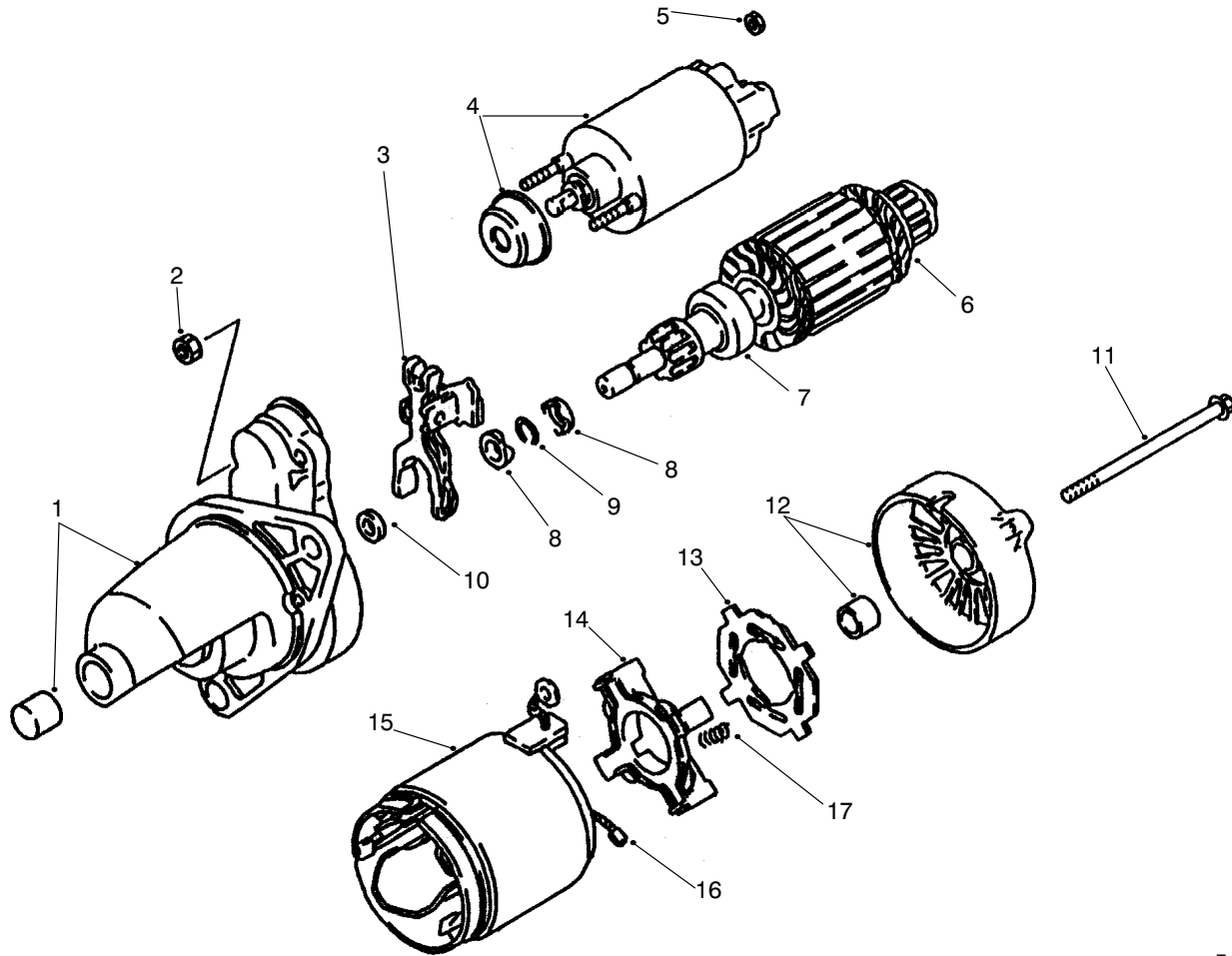
T-1643-1

DISTRIBUTOR ASSEMBLY

Ref. No.	Part No.	Description	No. Used
1	92-2114	ASM-Cap	1
2	92-2113	Rotor	1
4	98-2953	Cover-Breaker	1
6	92-2116	ASM-Signal Rotor	1
7	92-2117	Chamber-Vacuum	1
8	92-2109	O-Ring	1
9	92-2122	Housing	1
10	92-2118	Plate	1
11	92-2119	Wire-Lead	1
12	92-2108	Igniter Set	1
13	92-2121	ASM-Wire, Lead	1
14	92-2115	Screw Set	1
15	92-2146	Washer	1

Ref. No.	Part No.	Description	No. Used
16	67-3260	Washer	1
17	67-4670	Nut	1
18	92-2153	Plug-Spark (NGK BPR4ES)	3
19	94-5233	Wire-Spark Plug, #2	1
20	94-5232	Wire-Spark Plug, #1	1
21	92-2028	Wire-High Tension	1
22	94-5234	Wire-Spark Plug, #3	1
23	92-5172	Clamp	1
*	92-2043	ASM-Distributor (Incl. Ref.#1-14)	1
*	92-2125	ASM-Spark Plug Wire Set (Incl. Ref.#19-22)	1

*Not Illustrated

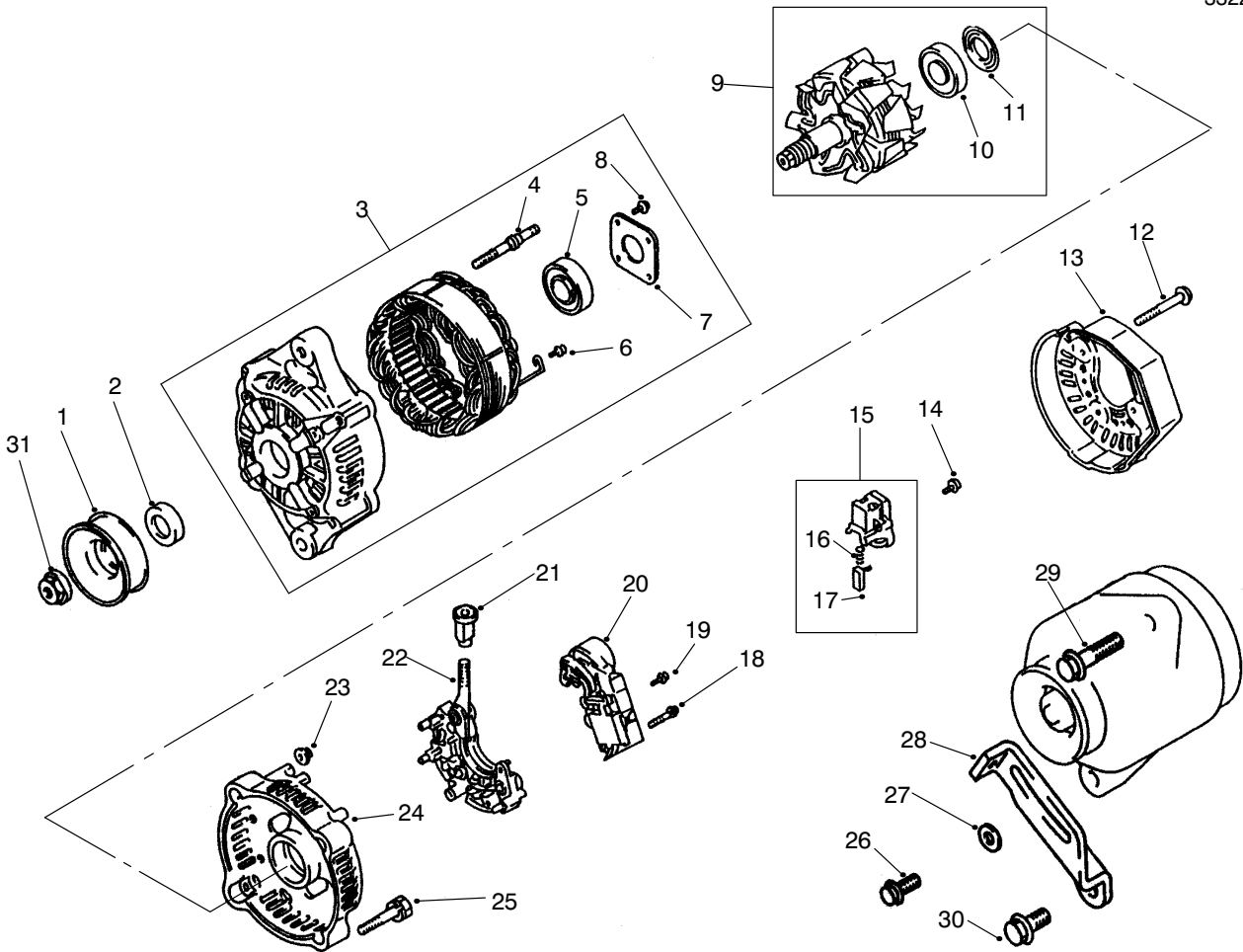


T-1641-1

STARTER ASSEMBLY

Ref. No.	Part No.	Description	No. Used	Ref. No.	Part No.	Description	No. Used
1	92-5167	Bracket-Front	1	11	92-2099	Bolt	2
2	92-2106	Nut	2	12	92-5168	Bracket-Rear	1
3	92-2102	Lever-Clutch	1	13	92-2092	Insulator	1
4	92-2095	Kit-Switch	1	14	92-2091	ASM-Holder	1
5	92-2107	Nut	1	15	92-2088	Yoke (Incl. Ref.#16)	1
6	92-2093	Armature	1	16	92-2089	Brush	4
7	92-2094	Clutch	1	17	92-2090	Spring	4
8	92-2097	Nut	2	*	92-2055	ASM-Starter (Incl. Ref.#1-17)	1
9	92-2096	Ring-Snap	1				
10	92-2098	Washer	1				

*Not Illustrated

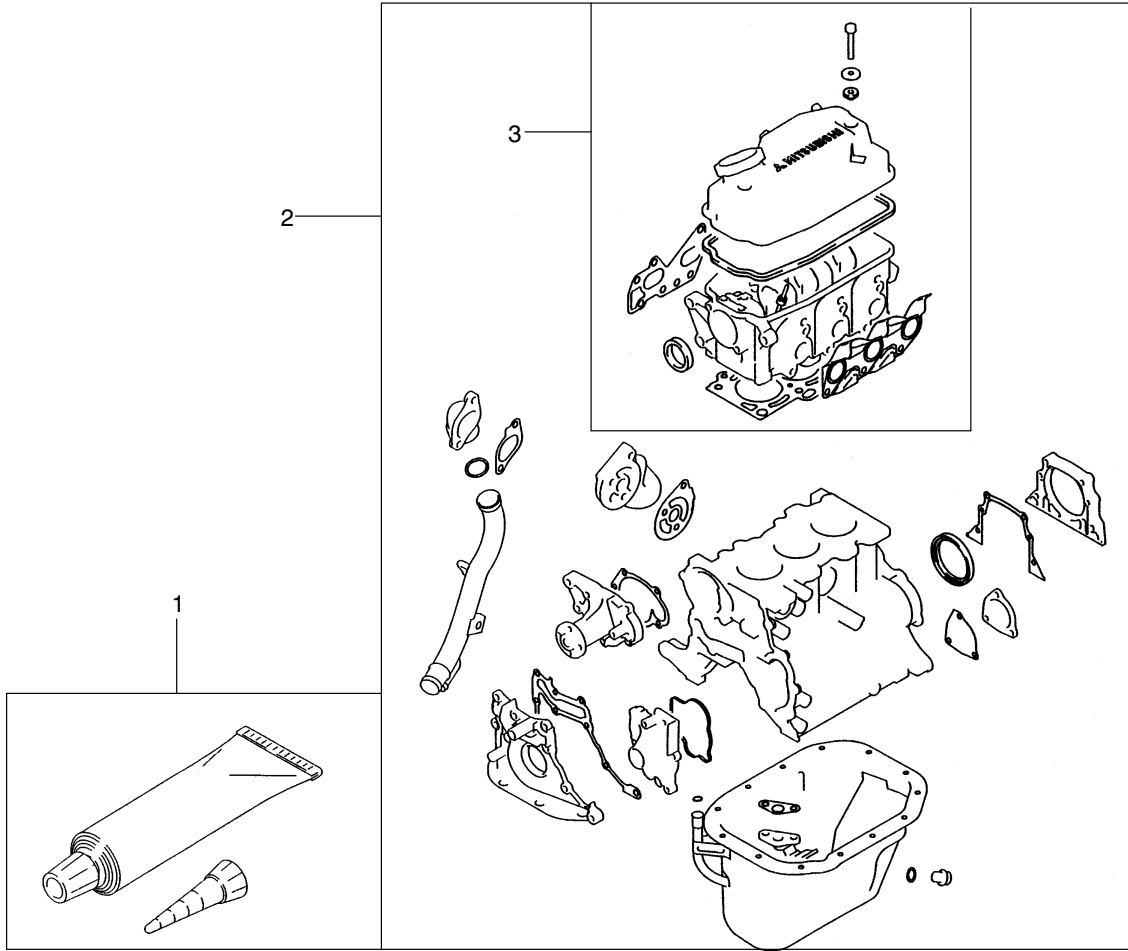


T-1642-1

ALTERNATOR ASSEMBLY

Ref. No.	Part No.	Description	No. Used	Ref. No.	Part No.	Description	No. Used
1	92-5169	Pulley	1	16	92-2067	Spring-Brush	2
2	92-2079	Collar	1	17	92-2068	Brush	2
3	92-2103	ASM-Bracket, Front (Incl. Ref.#4-8)	1	18	92-2071	Screw	2
4	92-2078	Bolt	2	19	92-2086	Screw W/washer	1
5	92-2065	Bearing	1	20	92-2084	Regulator	1
6	92-2085	Screw W/washer	6	21	92-2083	Bushing	1
7	92-2076	Plate	1	22	92-2082	Rectifier	1
8	92-2077	Screw	4	23	92-2066	Nut	2
9	92-2075	ASM-Rotor (Incl. Ref.#10-11)	1	24	92-2080	Frame-End	1
10	92-2070	Bearing	1	25	92-2100	Bolt	2
11	92-2069	Cover-Bearing	1	26	92-2133	Bolt-HFH	1
12	92-2087	Bolt W/washer	3	27	92-1984	Washer	1
13	92-2081	Cover-End	1	28	92-2011	Brace	1
14	92-2085	Screw W/washer	6	29	92-1932	Bolt	1
15	92-2073	ASM-Holder (Incl. Ref.#16-17)	1	30	92-2134	Bolt-Flange Head	1
				31	92-2156	Nut-Alternator	1
				*	92-2025	ASM-Alternator (Incl. Ref.#1-25 & 31)	1

*Not Illustrated



T-1629-1

GASKET KIT

Ref. No.	Part No.	Description	No. Used
1	92-5100	Gasket-Liquid	1
2	92-2127	Kit-Overhaul Gasket	1

Ref. No.	Part No.	Description	No. Used
3	92-2126	Kit-Gasket, Upper	1

PROTOTYPE

TORO PART NUMBER INDEX

3322-652

Part No.	Description	Pg. No.	Ref. No.	Qty.	Part No.	Description	Pg. No.	Ref. No.	Qty.
111071	Bumper	14	4	2	36-3400	Decal-No Step	44	11	1
116749	ASM-Horn	1	21	1	39-7310	O-Ring	48	29	2
146489	Rivet-Pop	1	28	8	39-7310	O-Ring	6	35	3
5-3637	Washer-Flat	45	7	1	39-7420	Washer-Lock	5	22	1
18-1720	Joint-Ball	35	29	1	39-7420	Washer-Lock	6	42	1
18-2830	ASM-Switch, Horn	2	31	1	39-7440	Nut-Lock	5	23	1
18-4260	ASM-Screw/Lockwasher	6	9	2	39-7440	Nut-Pitman Arm	6	41	1
18-4270	Clamp-Ball Return Guide	6	8	1	42-3560	Screw-Shoulder	16	15	1
18-4340	Plug-Rack Piston End	6	6	1	42-7160	Pin-Dowel	56	12	3
18-5170	Kit-Seal, Valve Ring	7	*	1	42-7860	Lock-Valve	58	26	12
18-5180	Kit-Bearing, Lower Thrust	7	*	1	42-9400	Bolt	61	20	2
18-5190	Kit-Ball, Recirculating	6	10	1	42-9400	Bolt/washer	60	2	8
18-5430	Plug-Expansion	36	28	1	42-9530	Screw-HH	39	10	25
18-5440	Spacer	36	27	2	42-9560	Stud	54	14	3
18-5450	Bearing	36	17	2	42-9580	Nut-Hex.	34	12	3
18-5520	Lever-Rocker	36	25	1	42-9850	Washer-Lock	42	21	3
18-5530	Screw & Lockwasher	36	29	2	42-9850	Washer-Lock	12	23	12
18-5540	Retainer-Sleeve Stop	36	26	3	42-9850	Washer-Lock	39	32	42
18-5580	Seal-Oil, Front	36	37	1	43-0090	Screw-HH	33	8	1
18-5620	Screw	36	2	4	43-1911	Fan	30	26	1
18-5630	Washer-Lock	36	3	4	43-1950	Valve	49	9	1
18-5640	Ring-Retaining	36	6	2	43-4300	Trim	46	1	3
18-5660	Pin-Pivot, Flyweight	36	32	2	43-4300	Trim	34	41	2
18-5670	Retainer-Pivot Pin	36	33	2	43-5150	Piston	50	11	1
18-5750	Pin	36	16	1	43-6550	Ring-Retaining	5	10	2
18-5770	Washer-Lock	36	7	2	43-6710	Shim-.003	20	14	A/R
18-5790	Gasket	36	5	1	43-6711	Shim-.005	20	*	A/R
19-4050	Knob	44	10	2	43-6712	Shim-.010	20	*	A/R
19-4050	Knob	30	33	3	43-6713	Shim-.030	20	*	A/R
21-0360	Nut-Hex.	9	6	1	43-6750	Cup-Bearing	20	10	1
21-5640	Joint-Ball	35	9	2	43-6760	Cone-Bearing	20	9	1
21-7670	Case-Differential	20	27	1	44-0760	Decal-Warning	18	33	2
21-7690	Gear-Pinion	20	6	2	44-2230	Disc-Rubber	32	4	2
21-7700	Shaft-Pinion	20	25	1	46-6560	Bushing	45	25	1
21-7720	Washer-Thrust	20	4	2	46-7510	Hood-Air Inlet	46	24	1
21-7730	Washer-Thrust	20	7	2	46-8091	Screw-HFH	30	8	4
21-7770	Screw-HH	20	26	5	48-7560	Screw-HH	39	24	1
21-8090	Shim-.003	20	31	A/R	48-7610	Bolt-Hex. Head	55	8	2
21-8100	Shim-.005	20	*	A/R	48-7700	Bolt	57	3	6
21-8110	Shim-.010	20	*	A/R	48-7700	Screw-HH	42	9	3
21-8120	Shim-.030	20	*	A/R	48-7730	Screw-HH	39	18	5
21-8270	Pin-Alignment	20	3	2	48-7740	Screw-HH	5	15	4
21-9260	Spacer	5	4	1	48-7890	Nut-Hex.	34	8	1
22-8330	Plug	51	1	2	48-7930	Nut	62	21	6
22-8340	Spring	51	3	2	48-7930	Nut-Hex.	39	2	1
22-8350	Ball	51	4	2	48-8030	Washer	62	20	6
22-8360	Pin-Cam	51	6	2	48-8070	Washer-Flat	5	6	1
22-8370	Seat-Check Valve	51	5	2	48-9520	Nut-Lock	26	28	2
22-8380	Retainer-Spring	51	10	2	48-9520	Nut-Lock	37	50	3
22-8410	Spring	51	11	1	49-9150	Washer-Flat	16	2	1
22-8420	Spool	51	8	1	49-9150	Washer-Flat	15	36	1
22-8480	Ring-Retaining, Spool	51	13	1	52-2480	Spacer	34	24	2
22-8490	Ring-Retaining	51	14	1	54-0110	Element-Oil Filter	37	38	1
22-8500	O-Ring	51	9	2	54-1400	Clip	61	12	4
23-3030	Spacer	51	12	1	54-9180	Kit-Cross & Bearing	21	2	2
23-7270	Nut-Lug	23	1	10	55-7120	Switch-Brake Light	8	32	1
23-7270	Nut-Lug	27	18	10	55-7160	Cap-Vent	44	22	2
26-0071	Bumper	1	9	2	55-7291	Battery	44	9	1
26-7170	Decal-Toro	44	23	1	56-0100	Plug-Taper	53	9	1
27-2360	ASM-Ignition Switch	2	43	1	56-2150	Screw-HH	12	9	4
27-6590	Spacer-Thick	32	7	4	56-7973	Clamp-Hydraulic Tube	48	17	4
27-6600	Spacer-Thin	32	3	4	58-4250	Magnet	30	31	2
28-0540	Bolt-Shoulder	8	46	1	59-2290	Spacer	33	19	1
28-8200	O-Ring	6	27	1	60-6750	Screw-HH	39	4	11
28-8210	Bolt-HFH	6	17	4	62-5550	Decal-TORO	1	2	1
28-8220	Nut-Lash Adjuster	6	16	1	62-7650	Gasket-Sending Unit	45	3	1
28-8270	Kit-Seal Service, End Plug	7	*	1	63-7640	Unit-Sending	45	4	1
28-8280	Kit-Seal Side, Cover	6	14	1	63-7790	Screw-HH	34	57	1
28-8290	Kit-Seal Service	7	*	1	63-8140	Pulley	30	15	1
33-3090	Bushing-Flange	18	7	4	63-8140	Pulley	35	19	1

*Not Illustrated

TORO PART NUMBER INDEX (Cont.)

Part No.	Description	Pg. No.	Ref. No.	Qty.	Part No.	Description	Pg. No.	Ref. No.	Qty.
63-8360	Key-Ignition	2	10	1	87-1920	Seal-Shaft	12	5	2
63-9640	Hose-Fuel	45	12	1	87-1970	Bearing-Matched Set	28	*	2
63-9640	Hose-Fuel	46	14	1	87-2040	Lever-Shift	15	16	1
63-9640	Hose-Fuel	34	45	1	87-2080	Screw-HH	23	3	10
65-5100	Handle	30	6	2	87-2080	Stud-Drive	27	12	10
65-5220	Screw-HSH	15	40	3	87-2100	Bearing-Release	12	22	1
65-5360	Spring-Extension	5	35	1	87-2110	ASM-Tail Light	52	10	1
65-5390	Washer-Flat	34	39	4	87-2120	ASM-Headlight	1	3	2
66-3240	Cap-Radiator	30	5	1	87-2240	Housing-Axle	27	7	2
66-6840	Decal-Caution	26	32	2	87-2260	Boot-Shift Lower	15	28	1
67-2250	Bolt	53	11	8	87-2280	Bearing	5	25	3
67-2360	Bushing	53	12	4	87-2310	Clevis-Cable	37	36	3
67-2390	Plug-Taper	53	16	1	87-2310	Clevis-Cable	15	47	2
67-2390	Plug-Taper	62	22	1	87-2400	Lever-Throttle	35	22	1
67-2560	Bolt/washer	60	1	5	87-2420	Seal-Lower Ball	19	7	4
67-3260	Washer	64	3	1	87-2440	Bumper	1	7	2
67-3260	Washer	62	6	2	87-2480	Link-Stabilizer	18	24	2
67-3260	Washer	65	16	1	87-2500	Sleeve-Spring Pivot	18	12	2
67-4330	Filter-Oil	60	9	1	87-2510	Bracket-Seat Frame	14	11	2
67-4670	Nut	62	5	2	87-2520	Tube-Pivot	15	21	1
67-4670	Nut	65	17	1	87-2710	Lever-Parking Brake	16	29	1
68-3840	Ball Joint	8	23	1	87-2720	Driveshaft	32	10	1
68-3841	ASM-Ball Joint	8	45	1	87-2750	Spacer-Bearing	32	12	1
68-9950	Spring-Extension	37	44	1	87-2760	Bracket-Ignition Coil	34	19	1
70-1480	Relay	34	16	1	87-2880	Shaft-Accelerator Pedal	8	6	1
70-2100	ASM-Thrust Sleeve &	36	31	1	87-2900	Spring-Compression	15	24	1
70-2120	Spacer	36	35	1	87-3040	Reservoir-Master Cylinder	9	1	1
70-2140	Bearing-Front	36	36	1	87-3060	Washer-Flat	27	25	2
70-2150	Flyweight	36	9	2	87-3060	Washer-Flat	23	35	2
71-3381	Tube-Overflow	30	3	2	87-3070	Cable-Positive	34	10	1
71-4330	Seal-Oil	20	20	1	87-3080	Wire-Ground	34	25	1
71-4340	Washer	20	17	1	87-3110	Absorber-Shock	18	29	2
71-4350	Nut-Lock	20	18	1	87-3110	Shock Absorber	26	8	2
71-4780	Seal-Oil, Rocker Shaft	36	18	1	87-3120	Steering Column & Shaft	5	*	1
71-5320	Washer-Flat	16	18	1	87-3130	Lever-Tilt Steering	5	36	1
72-4310	Switch-Ball N.C.	37	46	1	87-3140	Support-Rear	45	15	1
72-5890	Shaft-Rocker	36	20	1	87-3150	Support-Front	45	18	1
72-5910	ASM-Bumper Screw	36	23	1	87-3160	Strap-Tank Support	45	20	2
72-5940	Bearing-Needle	36	30	1	87-3170	Pad-Tank Support Strap	45	21	2
74-0720	Tube-Manual	14	1	1	87-3200	Belt-V	35	25	1
75-6820	Hourmeter	2	16	1	87-3210	Belt-V	32	14	1
75-6880	Spark Arrestor (Optional)	34	51	1	87-3250	Mount-Bearing	5	26	3
75-9610	Spacer	48	7	1	87-3310	Clip-Brake Cable	23	4	2
76-2290	Spacer	16	37	1	87-3310	Clip-Brake Cable	27	8	2
76-8750	Plate-Warning	30	40	1	87-3370	Pulley	32	13	1
76-9100	Spacer	33	13	2	87-3420	Hose-Air Cleaner	34	1	1
76-9100	Spacer-Hi-Lo Lever	15	35	1	87-3430	Hose-Radiator Upper	30	29	1
76-9430	Spring-Extension	8	28	1	87-3430	Hose-Radiator Upper	34	29	1
80-6990	Washer	27	39	4	87-3450	Plug	23	29	2
80-6990	Washer-Flat	37	49	3	87-3460	Boot-Tilt Steering	5	2	1
80-8040	Decal-Caution	32	1	1	87-3470	Bumper-Spring	26	14	2
83-6030	Decal-Caution (Japan)	32	1	1	87-3480	Plate-Brake Equalizer	16	22	1
84-1680	Ring-Retaining	50	7	1	87-3500	Hose-Air Cleaner	34	33	1
84-2780	Decal-No Step (Japan)	44	11	1	87-3520	Clevis	15	27	1
87-0150	Tower-Control Arm RH	18	9	1	87-3530	Button-Shifter	15	29	1
87-0160	Tower-Control Arm LH	18	*	1	87-3540	Link-Shift	15	20	2
87-0210	Arm-Control Lower RH	19	32	1	87-3560	Tee-Brake Line	10	18	1
87-0220	Arm-Control Lower LH	19	*	1	87-3560	Tee-Brake Line	48	32	1
87-0690	Spring-Compression	18	15	2	87-3560	Tee-Brake Tube	26	23	1
87-0710	Hood	1	1	1	87-3570	Fitting-Union	10	6	2
87-0740	Key-Supervisor Switch	2	17	1	87-3570	Union-Brake Line	8	5	2
87-1430	Joint-Upper Ball	19	35	2	87-3570	Union-Brake Line	26	25	2
87-1450	Bushing-Flange	19	4	8	87-3580	Retainer	26	4	2
87-1490	Spring-Leaf	26	15	2	87-3580	Retainer	19	9	2
87-1500	ASM-Steering Gear	5	20	1	87-3580	Retainer	23	11	2
87-1500	Steering Gear (Complete)	7	*	1	87-3580	Retainer-Brake Hose	27	2	2
87-1510	Muffler & Tailpipe	34	53	1	87-3580	Retainer-Brake Hose	10	8	2
87-1680	Chamber-Air	34	3	1	87-3590	Seal-Bearing	27	22	2
87-1720	Nut-Supervisor Switch	2	18	1	87-3600	Spacer	18	3	10
87-1910	Pin-Alignment	12	10	2	87-3610	Bracket-Detent	5	34	1

*Not Illustrated

TORO PART NUMBER INDEX (Cont.)

3322-652

Part No.	Description	Pg. No.	Ref. No.	Qty.	Part No.	Description	Pg. No.	Ref. No.	Qty.
87-3620	Shield-Heat	34	23	1	87-5060	Cushion-Seat Bottom	13	7	2
87-3650	Pin-Shift	15	18	1	87-5070	Pulley-Crankshaft	34	38	1
87-3660	Spring-Compression	15	30	1	87-5080	Spacer-Connecting	48	25	1
87-3670	Hose-Hydraulic	49	21	1	87-5100	Washer	37	17	4
87-3670	Hose-Hydraulic	38	54	1	87-5100	Washer-Flat	33	4	4
87-3680	ASM-Relief Valve	48	*	1	87-5100	Washer-Snubbing	19	18	8
87-3700	Screw-HH	35	16	1	87-5110	Support-Lower	44	19	1
87-3700	Screw-HH	33	20	3	87-5120	Bracket-Battery Base	44	15	1
87-3710	ASM-Overflow Reservoir	30	1	1	87-5130	Cover-Battery Base	44	12	1
87-3720	Retainer-Cylinder	49	17	2	87-5140	Nut-Lock	48	8	1
87-3730	Hose-Coolant	34	28	2	87-5150	Screw-HH	48	4	1
87-3740	Hose-Breather	34	7	1	87-5290	Shaft-Release	12	4	1
87-3750	Cover-Steering Wheel	5	9	1	87-5300	Fork-Clutch	12	19	1
87-3760	Plate-Shift Boot	13	14	1	87-5320	Guide-Release	12	21	1
87-3770	Bushing-Sleeve	12	6	2	87-5330	Washer	18	2	8
87-3780	Box-Glove	2	3	1	87-5350	Bracket-Switch	12	14	1
87-3790	Switch-Light	2	19	1	87-5360	Paddle-Clutch, Switch	12	11	1
87-3800	Bracket-Seat Bottom	13	3	3	87-5370	ASM-Rear Tire & Wheel 24	28	*	2
87-3820	Wheel-Steering	5	7	1	87-5490	Switch-Neutral	12	15	1
87-3850	Bar-Anti-Sway	18	17	1	87-5580	ASM-Fuel Gauge	2	15	1
87-3860	Link-Anti-Sway Bar	18	5	2	87-5590	ASM-Temperature Gauge	2	8	1
87-3890	Bracket-Anti-Sway Bar	18	18	2	87-5700	ASM-Hydraulic Pump	30	19	1
87-3900	Bracket-Cable	35	26	1	87-5730	Hose-Hydraulic	37	4	1
87-3910	Bushing-Anti-Sway Bar	18	19	2	87-5770	U-Bracket-Tail Light	52	5	1
87-3920	Bushing-Rubber	18	4	16	87-5800	Bracket-Mount	37	21	2
87-3920	Bushing-Rubber	26	7	8	87-5910	Decal-Supervisor	2	55	1
87-3940	Mount-Spring RH	26	*	1	87-5920	Decal-Danger	13	26	1
87-3960	Mount-Spring LH	26	18	1	87-5930	Decal-Caution	13	10	1
87-3980	Shackle-Spring	26	11	4	87-5940	Decal-Rollover	17	2	1
87-3990	ASM-Oil Strainer	37	26	1	87-5960	Decal-Axle Range	13	11	1
87-4010	Clamp-Anti-Sway Bar	18	20	2	87-5970	Decal-PTO	13	16	1
87-4020	Spring-Extension	35	23	1	87-5980	Decal-ROPS	17	3	2
87-4060	Spacer-Bearing	27	21	2	87-5990	Decal-PTO	27	40	1
87-4070	Bumper-Front	1	14	1	87-6000	Decal-Differential Lock	13	17	1
87-4080	Tube-Brake LH	27	6	1	87-6010	Decal-Dump Hydraulics	13	19	1
87-4090	Tube-Brake RH	27	1	1	87-6020	Decal-Parking Brake	13	20	1
87-4100	Hose-Brake	27	3	2	87-6040	Bracket-Shifter	15	22	1
87-4100	Hose-Brake	26	5	2	87-6060	Decal-ATF	17	4	1
87-4210	Rod-Linkage	35	11	1	87-6170	Frame-Seat	14	14	1
87-4230	Harness-Wire Front LH	2	41	1	87-6240	Bracket-Seat Back	14	23	4
87-4340	Clamp-Cable	15	10	1	87-6270	ASM-Socket & Bulb	3	60	4
87-4350	Lever-Hi-Lo	15	2	1	87-6280	Plate-Seat Back	14	18	2
87-4440	Driveshaft	32	5	1	87-6290	Cushion-Seat Back	14	17	2
87-4460	ASM-Differential Lock Cable	16	11	1	87-6300	Lens	52	7	1
87-4470	Bracket	37	23	1	87-6310	Gasket	52	9	1
87-4490	Bracket-Hold-Down	48	22	1	87-6320	Bulb-Headlight	1	5	2
87-4500	Rod-Pivot	48	2	1	87-6330	Lens-Headlight	1	6	2
87-4510	Rod-Connecting	48	3	1	87-6490	Spring	36	13	1
87-4520	Bracket-Dump Valve	49	27	1	87-6510	ASM-Shaft & Yoke	36	34	1
87-4560	Tube-Hydraulic	48	14	1	87-6520	Body	36	24	1
87-4560	Tube-Hydraulic	49	33	1	87-6530	ASM-Throttle Lever	36	22	1
87-4710	Spacer-Barking Brake	16	13	1	87-6540	Bolt-Eye	36	21	1
87-4720	Plate-Steering Boot	5	3	1	87-6550	Pin-Forced Idle	36	14	1
87-4730	Guard-Belly	33	15	2	87-6560	Cover	36	4	1
87-4750	Bracket-Governor	35	14	1	87-6570	Foam-Seal	15	38	1
87-4760	Bushing	26	12	12	87-6580	Stud-Lever Pivot	36	11	1
87-4770	Bracket-High Idle Stop	35	4	1	87-6590	ASM-Lever & Fitting	36	10	1
87-4820	Bracket-Cable	37	27	1	87-6620	Screw	1	10	15
87-4870	Hose-Hydraulic	49	4	1	87-6620	Screw-Torx Pan Hd.	8	43	2
87-4880	Hose-Hydraulic	49	3	1	87-6620	Screw-Torx Pan Hd.	12	45	2
87-4900	Hose-Hydraulic	49	31	1	87-6640	Lever-Dump Stop	16	14	1
87-4910	Hose-Hydraulic	49	13	1	87-6660	Fender-Rear 24	52	17	2
87-4920	Hose-Hydraulic	37	41	1	87-6670	Decal-Fuse Block	2	54	1
87-4960	Clamp-Cable	15	42	1	87-6690	Guard-Induction Chamber	26	29	1
87-4970	ASM-Engine Mount	33	3	2	87-6710	Switch-Supervisor	37	33	1
87-4970	ASM-Engine Mount	19	17	4	87-6720	Knob	15	17	1
87-4970	ASM-Transaxle Mount	37	18	2	87-6740	Tire-Rear 24	27	16	2
87-5030	Lever-Differential Lock	16	3	1	87-6750	Rim-Rear 24	27	19	2
87-5050	Hose-Radiator Lower	30	10	1	87-6890	Hold-Hand	13	1	1
87-5050	Hose-Radiator Lower	34	31	1	87-6910	Spring-Compression	37	13	1

*Not Illustrated

TORO PART NUMBER INDEX (Cont.)

Part No.	Description	Pg. No.	Ref. No.	Qty.	Part No.	Description	Pg. No.	Ref. No.	Qty.
87-6950	Receiver-LH	17	6	1	87-9830	Mount-Engine	33	7	1
87-6960	Receiver-RH	17	7	1	87-9840	Shaft-Clutch	22	1	1
87-7040	Bracket-Oil Filter	37	2	1	87-9880	Decal-Dash	3	56	1
87-7050	Cap-Reservoir	30	43	1	87-9990	Decal-Load Rating	1	16	1
87-7090	ASM-Frame, R.O.P.S.	17	1	1	92-0650	Bearing-Ball	41	22	1
87-7110	ASM-Axle, Rear	27	5	1	92-0651	Case-Transaxle	39	19	1
87-7150	ASM-Cradle, Spring	18	13	2	92-0652	Cover-Upper	39	7	1
87-7160	ASM-Clevis, Cable	15	7	1	92-0653	Cover-Side	39	9	1
87-7170	Bracket-Clutch Spring	37	45	1	92-0654	Carrier-Differential	39	17	1
87-7270	Washer-Flat	27	23	6	92-0655	Cover-Seal	39	30	1
87-7470	Plate-Clamp	26	16	2	92-0656	Cover-Power Take Off	39	1	1
87-7480	Washer-Flat	26	34	8	92-0662	Cap-Oil	39	5	1
87-7480	Washer-Lock	5	37	3	92-0663	Shaft-Main	41	16	1
87-7520	Rim	23	33	2	92-0664	Hub-Synchro	41	12	2
87-7600	Rod-Battery Support	44	21	1	92-0665	Key-Synchro	41	23	6
87-7610	Tab-Battery Support	44	3	1	92-0666	Spring-Synchro	41	13	4
87-7620	Shield-Plastic	44	14	1	92-0667	Ring-Synchro	41	6	3
87-7660	Clamp-Brake Line	10	2	8	92-0668	Shifter-Synchro	41	7	2
87-7660	Clamp-Tube	8	40	2	92-0672	Gear-18T	41	19	1
87-7930	Decal-Danger	14	6	1	92-0673	Gear-14T	41	21	1
87-7930	Decal-Warning	50	13	1	92-0674	Shaft-Reduction	41	28	1
87-7930	Decal-Warning	49	32	2	92-0677	Gear-49T	41	31	1
87-7940	Stud	14	8	1	92-0679	Gear-23T	41	25	1
87-7950	ASM-Bed Support	14	7	1	92-0680	Collar	41	26	1
87-7960	Lever-Shift Arm	37	48	2	92-0681	Bearing-Needle	41	30	2
87-7970	Arm-Shift	37	15	1	92-0682	Washer-Thrust	41	29	1
87-8080	ASM-Console Plate	13	21	1	92-0684	Gear-33T	41	10	1
87-8120	Bracket-Trim Side	1	11	2	92-0687	Gear-16T	41	18	1
87-8130	Bracket-Trim Top	1	19	1	92-0698	Shaft-Fork R-1	42	14	1
87-8160	Trim	1	20	1	92-0699	Shaft-Fork 2-3	42	7	1
87-8240	Cable-Parking Brake	16	24	2	92-0700	Fork-Shift R-1	42	3	1
87-8250	Plate-Shift Arm	37	10	1	92-0701	Fork-Shift 2-3	42	6	1
87-8440	ASM-Rear Frame	26	2	1	92-0705	Lock-Spindle	42	20	1
87-8460	Bumper	12	27	1	92-0706	Cap-Fork Shaft	39	25	1
87-8480	ASM-Rod, Air Chamber	12	34	1	92-0708	Shaft-Fork Hi-Lo	42	16	1
87-8500	ASM-Front Wire Harness	2	47	1	92-0709	Fork-Shift Hi-Lo	42	17	1
87-8540	ASM-Control Panel	2	53	1	92-0710	ASM-Counter Shaft	40	15	1
87-8620	Boot-Shift	13	13	1	92-0710	Ring Gear ASM	43	8	1
87-8640	Washer-Flat	15	26	1	92-0711	Washer-Thrust	40	6	2
87-8640	Washer-Flat	34	48	1	92-0712	Bearing-Ball	40	1	1
87-8710	Tab-Clutch	12	43	1	92-0713	Collar	40	13	1
87-8720	ASM-Governor	35	24	1	92-0714	Bearing-Ball	40	14	2
87-8780	Head-Oil Filter	37	43	1	92-0715	Gear-49T	40	7	1
87-8820	Hub-Pulley	36	38	1	92-0716	Collar	40	3	1
87-8830	Pulley	36	1	1	92-0717	Gear-71T	40	10	1
87-9080	Decal-Grease	27	44	2	92-0718	Shifter-Hi-Lo	40	8	1
87-9120	Decal-Workman 4200	1	15	1	92-0719	Collar-Spline	40	9	1
87-9160	ASM-Lower Shaft	5	*	1	92-0720	Case-Differential	43	31	1
87-9170	ASM-Brake, RH	23	5	1	92-0721	Fork-Differential Lock	43	17	1
87-9170	ASM-Front Brake RH	24	*	1	92-0722	Shaft-Lock Fork	43	18	1
87-9180	ASM-Brake, LH	23	*	1	92-0723	Spring-Compression	43	19	1
87-9180	ASM-Front Brake LH	24	*	1	92-0724	Arm-Differential Lock	43	27	1
87-9190	Stub-Axle	23	31	2	92-0725	Shaft-Axle LH	43	28	1
87-9200	Bearing-Matched Set	23	14	2	92-0726	Shaft-Axle RH	43	1	1
87-9210	Spacer	23	30	2	92-0727	Washer	43	4	2
87-9220	Plug-Seal	22	2	1	92-0728	Washer	43	2	1
87-9300	Door-Clean Out	30	34	1	92-0729	Seal-Oil	42	10	3
87-9330	Bracket-Mudflap LH	1	23	1	92-0730	Slider-Differential Lock	43	7	1
87-9340	Bracket-Mudflap RH	1	*	1	92-0731	Spring-Compression	42	2	3
87-9360	Seal-Oil	22	13	1	92-0732	Plate-Keeper	42	8	3
87-9370	Ring-Retaining	22	3	1	92-0733	Washer	43	20	1
87-9420	Decal- Caution	30	35	1	92-0740	Washer-Thrust	41	3	3
87-9480	Fender-Front	13	24	2	92-0741	Washer-Thrust	40	11	1
87-9530	ASM-Transaxle	37	22	1	92-0743	Breather-Air	39	27	1
87-9600	Housing-Axle RH	23	28	1	92-0744	Washer	43	14	1
87-9620	Housing-Axle LH	23	*	1	92-0745	Gear-Side LH	43	24	1
87-9640	Arm-Pitman	5	21	1	92-0746	Gear-Side RH	43	11	1
87-9650	Cover-Steering Gear	14	27	1	92-0747	Washer-Thrust	43	10	2
87-9660	Trim	14	24	1	92-0748	Gear-Pinion	43	12	2
87-9810	Foam-Overflow Tank	30	36	1	92-0749	Shaft-Pinion	43	23	1

*Not Illustrated

TORO PART NUMBER INDEX (Cont.)

3322-652

Part No.	Description	Pg. Ref. No. No. Qty.	Part No.	Description	Pg. Ref. No. No. Qty.
92-0750	Washer	43 13 2	92-1921	Gasket-Oil	55 13 1
92-0753	Ring-Retaining	41 2 1	92-1922	Washer	58 9 1
92-0753	Ring-Retaining	43 21 1	92-1923	Nut	56 5 6
92-0754	Ring-Retaining	41 20 1	92-1924	Hose-Water By-Pass	61 13 1
92-0755	Ring-Retaining	40 12 1	92-1925	O-Ring	53 31 1
92-0756	Ring-Retaining	43 5 3	92-1926	Guide-Intake Valve	54 15 3
92-0759	Ring-Retaining	39 22 1	92-1927	Plunger-Relief	60 12 1
92-0760	Ring-Retaining	39 15 1	92-1928	Spring-Relief	60 13 1
92-0761	Ring-Retaining	42 18 1	92-1929	Seal-Oil	54 7 2
92-0762	Washer-Lock	39 3 1	92-1930	Washer-Wave	58 19 2
92-0763	Ring-Retaining	41 14 3	92-1931	Retainer	58 27 6
92-0764	Ring-Retaining	40 5 3	92-1932	Bolt	67 29 1
92-0765	Pin-Alignment	39 8 4	92-1933	Gauge-Water Temperature	61 11 1
92-0765	Pin-Alignment	43 9 2	92-1934	Bolt-Flywheel	56 11 5
92-0768	Pin-Spring	43 15 2	92-1935	Plug-Taper	53 5 1
92-0769	Pin-Spring	42 4 2	92-1936	Seal-Valve	58 28 6
92-0770	Pin-Spring	43 26 1	92-1937	Plate-Rear	55 6 1
92-0771	Pin-Spring	43 16 1	92-1938	Cover-Bell Housing	55 7 1
92-0772	Key	41 17 2	92-1938	Cover-Bell Housing	12 39 1
92-0773	ASM-Drain Plug	39 13 1	92-1939	Gasket	55 16 1
92-0775	Bearing-Ball	43 6 2	92-1940	Gasket	55 17 1
92-0775	Bearing-Ball	39 33 2	92-1941	Gasket-Oil	60 16 1
92-0776	Bearing-Ball	43 29 1	92-1942	Gear-Ring	56 8 1
92-0778	Bearing-Ball	41 11 2	92-1943	Packing	54 2 1
92-0780	Bearing-Ball	43 3 1	92-1944	Gasket-Cover, Rocker	54 10 1
92-0781	Bearing-Needle	41 4 4	92-1945	Cover-Rear	53 29 1
92-0782	Bearing-Needle	41 33 1	92-1946	Gasket-Front	60 10 1
92-0783	Sleeve-Inner	40 4 1	92-1947	Arm-Rocker	58 18 6
92-0785	Ball	42 1 3	92-1948	Gear-Oil Pump	60 5 1
92-0787	O-Ring	39 12 1	92-1949	Gear-Oil Pump	60 6 1
92-0787	O-Ring	43 22 1	92-1950	Gasket	61 7 1
92-0788	O-Ring	39 6 1	92-1951	Nipple	62 26 1
92-0789	O-Ring	39 14 1	92-1952	Seal-Oil	53 27 1
92-0790	O-Ring	39 29 1	92-1953	Screw-Adjusting	58 17 6
92-0791	Seal-Oil	39 26 1	92-1954	Valve-Inlet	58 29 3
92-0793	Seal-Oil	39 16 2	92-1955	Valve-Exhaust	58 31 3
92-0793	Seal-Oil	43 32 2	92-1956	Bearing-Set, Main	53 17 1
92-0796	Screw-HH	39 31 5	92-1957	Rod Bearing Set	56 6 1
92-0803	Screw-HFH	43 30 12	92-1958	Pin-Dowel	53 15 1
92-0804	Stud	39 28 1	92-1959	Seat-Intake Valve	54 21 3
92-0807	Cap-Sealing	39 23 1	92-1960	Seal-Oil	60 11 1
92-0808	Shim Set	39 20 1	92-1961	Seal-Valve	58 13 6
92-0809	Shim Set	39 11 1	92-1962	Gasket	55 3 1
92-0816	Arm-Shift Fork R-1	42 15 1	92-1962	Gasket	55 20 1
92-0817	Arm-Shift Fork 2-3	42 5 1	92-1963	Mount-Engine	62 8 1
92-0818	Arm-Shift Fork Hi-Lo	42 19 1	92-1964	Plate-Cam	58 14 1
92-0819	Gear-40T	41 32 1	92-1965	ASM-Cover	55 2 1
92-0820	Gear-27T	41 5 1	92-1966	Gasket	55 21 1
92-0821	Gear-24T	41 15 1	92-1967	ASM-Cover	55 15 1
92-0822	Gear-28T	41 24 1	92-1968	Tensioner-Belt	58 30 1
92-0823	Gear-43T	41 27 1	92-1971	Bolt	54 16 8
92-0824	Shaft-Reverse Idler	41 9 1	92-1972	Washer	58 20 2
92-1773	Screw-HH	20 11 4	92-1973	Shaft-Rocker Arm	58 23 1
92-1901	Clip	62 7 1	92-1974	ASM-Case	60 8 1
92-1902	Plug-Taper	53 8 1	92-1975	Cap-Oil	54 1 1
92-1903	Washer	54 17 8	92-1976	Seat-Exhaust Valve	54 22 3
92-1905	Stud	54 20 6	92-1977	Spring-Valve	58 12 6
92-1906	ASM-Valve	62 16 1	92-1978	Switch-Oil Pressure	59 4 1
92-1907	Cover-Access	55 19 1	92-1980	Flywheel	56 9 1
92-1908	O-Ring	61 17 1	92-1981	Bearing-Front	53 13 1
92-1909	Nut	58 16 6	92-1982	Bearing-Ring	53 7 1
92-1910	Plug-Taper	53 10 1	92-1983	Retainer	60 14 1
92-1911	Guide-Exhaust Valve	54 18 1	92-1984	Washer	67 27 1
92-1912	Pipe-Manifold	62 23 1	92-1987	Gasket	53 25 1
92-1914	Bearing-Ball	56 10 1	92-1988	Gasket-Oil	55 9 1
92-1915	Clamp-Cable	54 8 1	92-1989	Gasket	61 6 1
92-1916	Plug-Taper	54 19 1	92-1991	Gasket	53 30 1
92-1917	Nipple	62 25 1	92-1993	Gasket-Intake	62 10 1
92-1918	Bolt-HFH	60 7 1	92-1994	Cap-Sealing	53 4 1
92-1920	Plug-Oil	55 14 1	92-1995	ASM-Crankshaft	56 7 1

*Not Illustrated

TORO PART NUMBER INDEX (Cont.)

Part No.	Description	Pg. No.	Ref. No.	Qty.	Part No.	Description	Pg. No.	Ref. No.	Qty.
92-1996	ASM-Cover, Front	55	18	1	92-2080	Frame-End	67	24	1
92-1997	Gasket-Cylinder	54	23	1	92-2081	Cover-End	67	13	1
92-1998	Shaft-Balancer	59	1	1	92-2082	Rectifier	67	22	1
92-1999	Rod-Connecting	56	4	3	92-2083	Bushing	67	21	1
92-2000	Sprocket	58	10	1	92-2084	Regulator	67	20	1
92-2001	Spring	58	7	1	92-2085	Screw W/washer	67	6	6
92-2002	Cap Inlet	62	27	1	92-2085	Screw W/washer	67	14	6
92-2003	Bolt-Connecting Rod	56	3	6	92-2086	Screw W/washer	67	19	1
92-2005	Piston & Pin (Std.)	56	2	3	92-2087	Bolt W/washer	67	12	3
92-2006	ASM-Crankcase	53	1	1	92-2088	Yoke	66	15	1
92-2007	Pump-Fuel	46	22	1	92-2089	Brush	66	16	4
92-2008	Cover	61	18	1	92-2090	Spring	66	17	4
92-2009	Hose-By-Pass	61	14	1	92-2091	ASM-Holder	66	14	1
92-2010	Pin-Dowel	58	25	1	92-2092	Insulator	66	13	1
92-2011	Brace	67	28	1	92-2093	Armature	66	6	1
92-2012	Bracket-Oil Filter	53	23	1	92-2094	Clutch	66	7	1
92-2013	Piston & Pin	56	*	3	92-2095	Kit-Switch	66	4	1
92-2014	Piston Ring Set (Std.)	56	1	1	92-2096	Ring-Snap	66	9	1
92-2015	Piston Ring Set	56	*	1	92-2097	Nut	66	8	2
92-2017	Bolt-Rocker Shaft	58	21	2	92-2098	Washer	66	10	1
92-2018	Bolt-Rocker Shaft	58	22	2	92-2099	Bolt	66	11	2
92-2019	Strainer-Oil	55	10	1	92-2100	Bolt	67	25	2
92-2021	Seal-Oil	54	12	1	92-2102	Lever-Clutch	66	3	1
92-2022	Mount-Engine	59	2	1	92-2103	ASM-Bracket, Front	67	3	1
92-2023	Manifold-Exhaust	62	19	1	92-2106	Nut	66	2	2
92-2024	Pipe-Water	61	15	1	92-2107	Nut	66	5	1
92-2025	ASM-Alternator	67	*	1	92-2108	Igniter Set	65	12	1
92-2026	Hose-PCV Valve	54	4	1	92-2109	O-Ring	65	8	1
92-2027	Coil-Ignition	34	14	1	92-2110	Cover-Acc. Pump	64	19	1
92-2028	Wire-High Tension	65	21	1	92-2113	Rotor	65	2	1
92-2032	Seal-Oil	60	3	1	92-2114	ASM-Cap	65	1	1
92-2034	Head-Cylinder	54	11	1	92-2115	Screw Set	65	14	1
92-2035	Cover-Front	55	5	1	92-2116	ASM-Signal Rotor	65	6	1
92-2036	Cover-Exhaust Manifold	62	17	1	92-2117	Chamber-Vacuum	65	7	1
92-2037	Kit-Gasket	63	14	1	92-2118	Plate	65	10	1
92-2038	Kit-Gasket	63	12	1	92-2119	Wire-Lead	65	11	1
92-2039	Kit-Thermostat	61	8	1	92-2121	ASM-Wire, Lead	65	13	1
92-2040	Pulley	61	3	1	92-2122	Housing	65	9	1
92-2041	V-Belt	61	1	1	92-2125	ASM-Spark Plug Wire Set	65	*	1
92-2042	Sprocket-Oil	58	33	1	92-2126	Kit-Gasket, Upper	68	3	1
92-2043	ASM-Distributor	65	*	1	92-2127	Kit-Overhaul Gasket	68	2	1
92-2044	Gasket-Exhaust	34	54	1	92-2128	Bolt-Cover	54	5	2
92-2044	Gasket-Exhaust Ring	62	18	1	92-2129	Screw-HH	12	42	2
92-2045	Housing-Seal, Oil	53	26	1	92-2130	Bolt-HFH	58	15	2
92-2046	ASM-Oil Pump	60	4	1	92-2131	Bolt-HFH	55	4	2
92-2049	ASM-Camshaft	58	24	1	92-2131	Bolt-HFH	53	28	7
92-2050	PCV Valve	54	3	1	92-2132	Bolt	61	16	1
92-2053	ASM-Oil Pan	55	11	1	92-2133	Bolt-HFH	67	26	1
92-2054	Manifold-Intake	62	9	1	92-2134	Bolt-Flange Head	67	30	1
92-2055	ASM-Starter	66	*	1	92-2135	Bolt-HFH	58	8	1
92-2056	Flange-PTO	58	32	1	92-2137	Bolt/washer	55	12	2
92-2057	Bolt-Crankshaft PTO	56	14	1	92-2138	Bolt	62	1	3
92-2059	Belt-Timing	58	11	1	92-2138	Bolt	61	19	2
92-2060	ASM-Water Pump	61	5	1	92-2139	Bolt	62	4	1
92-2061	ASM-PTO Sprocket	58	3	1	92-2140	Bolt	62	28	1
92-2062	ASM-PTO Adapter	58	2	1	92-2141	Bolt	62	3	2
92-2063	Washer	54	6	2	92-2142	Bolt/washer	61	4	3
92-2065	Bearing	67	5	1	92-2143	Bolt	53	22	3
92-2066	Nut	67	23	2	92-2144	Bolt	53	20	2
92-2067	Spring-Brush	67	16	2	92-2145	Nut-HFH	58	5	1
92-2068	Brush	67	17	2	92-2146	Washer	65	15	1
92-2069	Cover-Bearing	67	11	1	92-2147	Washer	58	6	1
92-2070	Bearing	67	10	1	92-2148	Pin-Dowel	53	6	2
92-2071	Screw	67	18	2	92-2148	Pin-Dowel	56	13	1
92-2073	ASM-Holder	67	15	1	92-2149	Pin	58	1	2
92-2075	ASM-Rotor	67	9	1	92-2150	Ring-Snap	60	15	1
92-2076	Plate	67	7	1	92-2151	Cap-Plug	62	29	1
92-2077	Screw	67	8	4	92-2151	Cap-Sealing	53	2	3
92-2078	Bolt	67	4	2	92-2151	Cap-Sealing	54	13	1
92-2079	Collar	67	2	1	92-2152	Bushing	53	3	4

*Not Illustrated

TORO PART NUMBER INDEX (Cont.)

3322-652

Part No.	Description	Pg. No.	Ref. No.	Qty.	Part No.	Description	Pg. No.	Ref. No.	Qty.
92-2153	Plug-Spark	65	18	3	92-4141	ASM-Wheel Cylinder RH	29	*	1
92-2154	Kit-Diaphragm	64	20	1	92-4142	Kit-Seal	29	*	1
92-2155	Gasket-Water Inlet	61	21	1	92-4143	Shoe & Lining Set	24	13	1
92-2156	Nut-Alternator	67	31	1	92-4143	Shoe & Lining Set	29	13	1
92-2157	Outlet-Water	62	2	1	92-4144	ASM-Adjuster LH	24	*	1
92-2160	Cartridge-Relief Valve	48	12	1	92-4144	ASM-Adjuster LH	29	*	1
92-2161	Body-Relief Valve	48	28	1	92-4145	ASM-Adjuster RH	24	*	1
92-2162	Head	50	6	1	92-4145	ASM-Adjuster RH	29	*	1
92-2165	Kit-Repair	50	*	1	92-4146	Plug	24	3	1
92-2173	Screw-HSH	31	18	8	92-4146	Plug	29	3	1
92-2174	Screw-Adjusting	31	22	1	92-4147	Spring-Shoe, Upper LH	24	14	1
92-2175	Gear	31	11	2	92-4147	Spring-Shoe, Upper LH	29	14	1
92-2176	Pin-Dowel	31	16	2	92-4148	Spring-Shoe, Upper RH	24	*	1
92-2177	Pin-Shear	31	7	1	92-4148	Spring-Shoe, Upper RH	29	*	1
92-2178	Ring-Crescent	31	4	4	92-4149	Spring-Shoe, Lower	24	15	1
92-2179	Key-Square	31	5	1	92-4149	Spring-Shoe, Lower	29	15	1
92-2180	Gasket-Copper	31	23	1	92-4150	Spring-Adjuster, LH	24	20	1
92-2181	Plate-Pressure	31	13	1	92-4150	Spring-Adjuster, LH	29	20	1
92-2182	Plate-Seal	31	9	1	92-4151	Spring-Adjuster, RH	24	*	1
92-2183	Plate-Wear	31	10	1	92-4151	Spring-Adjuster, RH	29	*	1
92-2184	Cap-Relief Valve	31	24	1	92-4152	Spring-Hold Down	24	23	2
92-2185	Plug	31	19	1	92-4152	Spring-Hold Down	29	23	2
92-2186	Spacer	31	3	1	92-4153	ASM-Steering Column	5	11	1
92-2187	Housing-Gear, End	31	17	1	92-4154	ASM-Universal Joint	5	31	1
92-2189	Shaft-Drive	31	6	1	92-4155	ASM-Slip Joint, Upper	5	28	1
92-2190	Shaft-Idler	31	25	1	92-4158	ASM-Valve, Hyd. Gear	7	*	1
92-2191	Bearing	31	27	1	92-4159	Nut-Adjuster Plug Lock	6	25	1
92-2192	Bearing	31	12	4	92-4160	Kit-Bearing, Service Upper	7	*	1
92-2193	Ball	31	20	1	92-4161	ASM-Cover Service	6	*	1
92-2194	Spring	31	21	1	92-4162	Pitman Shaft-Gear Service	7	*	1
92-2195	Seal-Oil	31	2	1	92-4163	ASM-Steering, Housing	7	*	1
92-2196	Seal-Pressure Plate	31	15	1	92-4164	ASM-Plug, Service Adjust.	7	*	1
92-2197	Seal-Back Up	31	14	1	92-4165	Plug-Housing End	6	2	1
92-2198	Seal	31	26	1	92-4166	ASM-Rack/Piston/Nut	7	*	1
92-2199	Key-Ball	31	28	1	92-4167	ASM-Plug, Service	7	*	1
92-2379	Clamp-Hose	30	4	2	92-4168	Return-Guide Ball	6	7	2
92-2609	Decal-Remote Hydraulics	13	18	1	92-4169	Bearing-Needle	6	21	1
92-2697	Hose-Hydraulic	49	1	1	92-4170	Bearing-Pitman Shaft	6	47	1
92-4100	ASM-Backplate RH	24	*	1	92-4179	Yoke, Shaft & Seal Tube	27	33	2
92-4101	ASM-Primary Piston	9	11	1	92-4180	Seal	27	32	2
92-4102	ASM-Secondary Piston	9	4	1	92-4182	Yoke & Hub	27	31	2
92-4103	Pin-Stop	9	3	1	92-4187	Kit-Cross & Bearing	27	30	4
92-4108	Washer-Retainer	9	10	1	92-4188	Ring-Snap	27	28	12
92-4109	Circlip	9	9	1	92-4189	Kit-Strap & Bolt	27	36	2
92-4110	Clevis	9	5	1	92-4190	Yoke-End	27	29	2
92-4111	Petcock-Radiator	30	42	1	92-4193	Yoke-Flange	21	1	1
92-4112	ASM-Cap	9	12	1	92-4194	Yoke-Tube	21	3	1
92-4113	Screw-Bleed	24	4	1	92-4195	ASM-Slip Yoke	21	4	1
92-4114	Cap-Bleed Screw	24	5	1	92-4196	Seal	21	6	1
92-4114	Cap-Bleed Screw	29	5	1	92-4198	ASM-Fan Shroud	30	13	1
92-4117	ASM-Wheel Cylinder LH	24	*	1	92-4199	ASM-Skirt	13	2	1
92-4118	ASM-Wheel Cylinder RH	24	*	1	92-5100	Gasket-Liquid	68	1	1
92-4119	Kit-Seal	24	*	1	92-5101	Seat-Exhaust Valve	54	*	3
92-4123	ASM-Pawl LH	24	19	1	92-5102	Seat-Intake Valve	54	*	3
92-4123	ASM-Pawl LH	29	19	1	92-5103	Guide-Intake Valve	54	*	3
92-4124	ASM-Pawl RH	24	*	1	92-5104	Guide-Intake Valve	54	*	3
92-4124	ASM-Pawl RH	29	*	1	92-5105	Guide-Exhaust Valve	54	*	1
92-4131	Washer-Hold Down	24	22	2	92-5106	Guide-Exhaust Valve	54	*	1
92-4131	Washer-Hold Down	29	22	2	92-5107	Stud	53	14	1
92-4133	Pin-Hold Down	24	26	2	92-5108	Gasket-Bracket	53	24	1
92-4133	Pin-Hold Down	29	26	2	92-5109	Stay-Oil Filter	53	21	1
92-4134	Plug-Inspection	24	25	1	92-5110	Gauge-Oil Level	53	19	1
92-4134	Plug-Inspection	29	25	1	92-5111	Guide-Oil Level Gauge	53	32	1
92-4135	Set Bolt	24	1	2	92-5112	Bolt-Flange Head	53	18	1
92-4135	Set Bolt	29	1	2	92-5112	Bolt-HFH	61	2	4
92-4136	ASM-Backplate LH	24	2	1	92-5113	Bolt-HFH	55	1	3
92-4137	Screw-Bleed	29	4	1	92-5116	Piston & Pin	56	*	3
92-4138	ASM-Backplate LH	29	2	1	92-5117	Piston & Pin	56	*	3
92-4139	ASM-Backplate RH	29	*	1	92-5118	Piston Ring Set	56	*	1
92-4140	ASM-Wheel Cylinder LH	29	*		92-5120	Piston Ring Set	56	*	1

*Not Illustrated

TORO PART NUMBER INDEX (Cont.)

Part No.	Description	Pg. No.	Ref. No.	Qty.	Part No.	Description	Pg. No.	Ref. No.	Qty.
92-5121	Piston Ring Set	56	*	1	93-2298	Hose-Fuel	34	46	1
92-5122	Nut-Timing Belt	58	4	1	93-3101	Cap-Fuel	45	1	1
92-5123	Bolt-Engine Mount	59	3	3	93-3618	ASM-Pinion & Ring Gear	20	8	1
92-5124	Body-Choke, Auto	63	15	1	93-3766	Decal-Caution (Japan)	30	35	1
92-5125	Kit-Check Valve	64	13	1	93-7050	ASM-Radiator	30	30	1
92-5126	Cover-Carburetor Top	63	5	1	93-7052	Joint-Ball	19	8	2
92-5127	Kit-Float & Pin	64	12	1	93-7053	ASM-Warning Light	2	9	1
92-5128	Insulator-Carburetor	63	13	1	93-7054	ASM-Front Differential	19	20	1
92-5133	Kit-Lever, Throttle	64	2	1	93-7055	Turnbuckle	23	24	1
92-5134	Orifice-Choke	63	8	1	93-7056	Rod-Tie RH	23	22	1
92-5135	Kit-Screw Adjusting, Idle	64	5	1	93-7057	Rod-Tie LH	23	*	1
92-5136	Kit-Adjusting Screw	63	1	1	93-7058	Bracket-Brake Hose LH	23	*	1
92-5137	Spring	63	4	1	93-7059	Hose-Brake Front	10	9	2
92-5140	Kit-Needle Valve	64	21	1	93-7059	Hose-Brake Front	23	13	2
92-5141	Valve-Fuel Cut-Off	64	22	1	93-7059	Hose-Brake Front	19	14	2
92-5142	Valve-Carburetor Piston	63	3	1	93-7070	Bracket-Brake Hose	19	11	2
92-5143	Gasket-Choke, Auto	63	17	1	93-7071	Bracket-Brake Hose RH	23	12	1
92-5145	Screw	63	7	6	93-7074	Mount-Differential Rear	19	21	1
92-5146	Screw	64	18	4	93-7078	ASM-Constant Velocity Joint	23	15	2
92-5147	Screw	64	15	4	93-7079	Tube-Brake LH	23	*	1
92-5148	Screw	64	1	1	93-7080	Tube-Brake RH	23	8	1
92-5149	Screw	63	16	1	93-7081	Tube-Brake Front RH	10	10	1
92-5151	O-Ring	64	16	1	93-7082	Tube-Brake Front LH	10	16	1
92-5153	O-Ring	64	17	1	93-7085	Tube-Brake Front	10	19	1
92-5154	Nut-Carburetor, INR	64	4	1	93-7088	Support-Fan	30	16	1
92-5155	Clamp-Carburetor	63	9	1	93-7090	Stub-Axle	27	14	2
92-5156	Clamp-Carburetor INR	63	6	1	93-7092	ASM-Hydraulic Tube	48	16	1
92-5157	Bolt	63	10	2	93-7093	ASM-Hydraulic Tube	48	20	1
92-5160	Valve-Thermostat	61	9	1	93-7094	Cover-Wire Harness	2	49	1
92-5161	Gasket	61	10	1	93-7095	Frame-Engine	33	17	1
92-5162	Plug-Inlet	62	24	2	93-7098	ASM-Accelerator Cable	35	1	1
92-5163	Gasket-EGR Valve	62	15	1	93-7098	Cable-Accelerator	8	47	1
92-5164	ASM-Hose	62	11	1	93-7103	Screen-Radiator	30	7	1
92-5165	Clip	62	12	1	93-7105	ASM-Cable	15	15	2
92-5166	Bolt	62	13	2	93-7105	ASM-Shift Cable	38	51	2
92-5167	Bracket-Front	66	1	1	93-7106	ASM-Hi-Lo Cable	15	6	1
92-5168	Bracket-Rear	66	12	1	93-7106	ASM-Hi-Lo Cable	38	52	1
92-5169	Pulley	67	1	1	93-7115	ASM-Bidirectional Clutch	22	*	1
92-5172	Clamp	65	23	1	93-7116	ASM-Differential Driveshaft	19	24	1
92-5180	Plate-Center	39	21	1	93-7116	ASM-Driveshaft	21	*	1
92-5183	Shaft-Front Drive	41	34	1	93-7117	Plate-Adaptor	22	14	1
92-5184	Gear-41T	41	35	1	93-7118	Bracket-Differential Front	19	27	1
92-5185	Bearing-Ball	41	36	1	93-7121	Housing-Bell	12	7	1
92-5186	Gear-43T	40	2	1	93-7125	ASM-Brake RH	27	*	1
92-5304	Decal-Parking Brake	13	20	1	93-7125	ASM-Rear Brake RH	29	*	1
92-5311	Decal-Differential Lock	13	17	1	93-7126	ASM-Brake LH	27	9	1
92-5318	Decal-Axle Range (Japan)	13	11	1	93-7126	ASM-Rear Brake LH	29	*	1
92-5325	Decal-Caution (Japan)	13	10	1	93-7128	Drum-Brake	27	15	2
92-5332	Decal-Supervisor (Japan)	2	55	1	93-7128	Drum-Brake	23	32	2
92-5346	Decal-Remote Hydraulics	13	18	1	93-7133	Arm-Control Upper LH	19	*	1
92-5353	Decal-Dump Hydraulics	13	19	1	93-7135	Arm-Control Upper RH	19	3	1
92-5360	Decal-PTO (Japan)	13	16	1	93-7145	Screw-HH	5	19	3
92-5367	Decal-PTO (Japan)	27	40	1	93-7149	Shield-Heat	34	56	1
92-5374	Decal-Fuse Block (Japan)	2	54	1	93-8900	ASM-Carrier	20	15	1
92-5381	Decal-R.O.P.S. (Japan)	17	3	2	93-8901	ASM-Differential Case	20	*	1
92-5388	Decal-Rollover (Japan)	17	2	1	93-8902	Spacer-Bearing	20	24	1
92-5473	Decal-ATF (Japan)	27	4	1	93-8903	Flange	20	19	1
92-5951	Angle-Hitch	27	41	1	93-8904	Shim-.003	20	21	A/R
92-5972	Grommet	14	5	4	93-8905	Shim-.005	20	*	A/R
92-6408	Decal-Danger (Japan)	13	26	1	93-8906	Shim-.010	20	*	A/R
92-6415	Decal-Danger (Japan)	14	6	1	93-8907	Shim-.030	20	*	A/R
92-6415	Decal-Warning (Japan)	50	13	1	93-8908	Housing-Front	20	2	1
92-6415	Decal-Warning (Japan)	49	32	2	93-8909	Screw-HH	20	16	8
92-6444	Decal-Grease (Japan)	27	44	2	93-8910	Vent	20	1	1
92-6479	Decal-Caution (Japan)	26	32	2	93-8911	Gear-Bevel Side	20	5	2
92-6493	Decal-Warning (Japan)	18	33	2	93-8916	ASM-Plug	20	12	2
92-7240	Plate-Warning (Japan)	30	40	1	93-8917	Bearing-Needle	20	34	2
93-2191	ASM-Band, Mounting	46	2	1	93-8918	Seal-Oil	20	33	2
93-2195	Element-Air Cleaner	47	3	1	93-8919	Bearing-Thrust	22	10	1
93-2298	Hose-Fuel	45	11	1	93-8920	Housing & Race	22	5	1

*Not Illustrated

TORO PART NUMBER INDEX (Cont.)

3322-652

Part No.	Description	Pg. Ref. No. No. Qty.	Part No.	Description	Pg. Ref. No. No. Qty.
93-8921	Cage	22 12 1	95-5805	ASM-Air Cleaner	46 27 1
93-8922	Spring-Garter	22 6 1	95-7394	Shaft-Brake	8 35 1
93-8923	Spring	22 11 1	98-2915	ASM-Fuel Tank	45 2 1
93-8924	Cam	22 8 1	98-2918	ASM-Driveshaft	28 *51 2
93-8925	Roller	22 7 6	98-2939	Screw-HH	27 37 4
93-8929	Washer-Thrust	22 9 1	98-2940	Yoke-Double Clamp	27 34 2
93-8938	Bracket-Cover LH	30 46 1	98-2952	Fitting-Fuel Straight	45 9 1
93-8939	Bracket-Cover RH	30 47 1	98-2953	Cover-Breaker	65 4 1
93-8940	Cover-Radiator	30 45 1	98-2958	Cover-Clutch	57 2 1
93-8941	Bracket-Front LH	52 15 1	98-2959	Disc-Clutch	57 1 1
93-8942	Bracket-Front RH	52 * 1	98-2962	Kit-Seal, Pitman Shaft	7 * 1
93-8943	Plate-Tail Light LH	52 12 1	98-2967	Kit-ASM, Driveshaft	28 * 2
93-8944	Plate-Tail Light RH	52 * 1	98-2968	Kit-Yoke	28 * 2
93-8961	Arm-Accelerator Pedal	8 10 1	98-2969	Kit-1/2 Yoke	28 * 2
93-8965	Pedal-Brake	8 27 1	98-2981	Element-Filter, Safety	47 * 1
93-8969	Pedal-Accelerator	8 15 1	98-2982	Filter-Element, Safety	46 29 1
93-8971	Seal-Port, Flange	9 2 2	99-1111	Harness-Wire Rear	2 34 1
93-8981	Joint & Shaft-Outboard	25 5 1	99-1199	Pedal-Clutch	12 32 1
93-8982	Kit-Boot, Outboard	25 1 1	99-1202	Rod End	12 50 1
93-8983	Kit-Boot, Kit-Inboard	25 2 1	99-1204	ASM-Clutch Cable	12 29 1
93-8984	ASM-Joint, Inboard	25 4 1	99-1217	Decal-Quick Ref. 4200	13 23 1
93-8985	Clip-Circular	25 3 1	99-9402	Plate	46 9 1
93-8987	ASM-Slip Joint, Lower	5 29 1	99-9404	Filter-Fuel	46 17 2
93-8988	Boot-Steering Shaft	5 24 1	99-9415	Hose-Fuel	46 18 2
93-9164	Indicator-Service	46 30 1	218-446	Nut-Hex.	2 11 1
94-1226	Decal-Dash (Japan)	3 56 1	218-447	Washer-Lock	2 12 1
94-1228	Decal-Load Rating (Japan)	1 16 1	218-574	Fuse-7.5 Amp	2 46 2
94-1414	Vacuator	47 5 1	218-581	Fuse-15 Amp	3 61 1
94-1416	Asm-Adapter, Indicator	46 31 1	218-600	Bulb	2 13 2
94-3652	ASM-Cover	47 4 1	219-17	Bulb-Warning Light	3 59 4
94-3800	ASM-Master Cylinder	8 3 1	232-27	Valve-Stem	27 17 2
94-3807	ASM-Tie Rod End	23 27 2	233-37	Knob	15 1 1
94-3804	ASM-Tie Rod End	23 20 2	233-39	Knob	48 1 1
94-3814	Tube-Hydraulic	8 1 1	233-39	Knob	5 1 1
94-3815	Tube-Hydraulic	8 2 1	233-48	Knob	16 4 1
94-3819	Tube-Brake Rear	10 5 1	237-21	O-Ring	49 2 6
94-3820	Tube-Brake Front	10 1 1	237-22	O-Ring	49 5 3
94-3821	Plate-Center, Frame	8 34 1	237-22	O-Ring	48 9 4
94-3829	Pin-Clevis	16 23 1	237-27	Stem-Valve	23 18 2
94-3841	Mudflap	1 26 2	237-30	O-Ring	37 34 2
94-3842	Tube-Brake Rear	10 12 1	237-42	O-Ring	51 2 2
94-3843	Tube-Brake LH, Rear	26 22 1	237-42	O-Ring	49 7 2
94-3844	ASM-Tube, Brake LH Rear	49 34 1	237-42	O-Ring	48 11 2
94-3845	ASM-Tube, RH, Rear	26 20 1	237-42	O-Ring	37 47 1
94-3846	Tube-Brake RH, Rear	26 3 1	237-78	O-Ring	49 15 4
94-5202	ASM-Lever Support	15 14 1	237-79	O-Ring	20 13 2
94-5203	ASM-Hydraulic Cylinder	49 16 2	237-79	O-Ring	49 25 1
94-5206	ASM-Barrel	50 1 1	237-79	O-Ring	37 39 2
94-5207	Shaft	50 2 1	237-80	O-Ring	49 24 1
94-5209	Cover-Dust	9 7 1	237-81	O-Ring	37 28 1
94-5210	Rod-Push	9 8 1	237-123	O-Ring	37 25 1
94-5221	Flap-Master Cylinder	8 42 1	240-5	Grommet	12 25 1
94-5223	Bell Crank	8 19 1	2410-35	Plug-Hole	2 6 1
94-5228	Pulley	30 23 1	2410-42	Cap-Front Bumper	1 12 2
94-5232	Wire-Spark Plug, #1	65 20 1	2410-64	Plug-Hole	3 64 1
94-5233	Wire-Spark Plug, #2	65 19 1	2411-33	Joint-Ball	12 2 1
94-5234	Wire-Spark Plug, #3	65 22 1	2412-10	Clamp-R	19 13 2
94-5245	ASM-Supervisor Switch	2 29 1	2412-10	Clamp-R	34 43 1
94-5248	Elbow-Intake, Air	46 25 1	2412-34	Clamp	49 22 1
94-5249	ASM-Engine	34 9 1	2412-34	Clamp-Hose	30 9 2
94-5250	ASM-Operators Platform	1 17 1	2412-34	Clamp-Hose	34 30 2
94-5261	Tire	23 34 2	2412-34	Clamp-Hose	38 53 1
94-5272	Decal-Warning	3 68 1	2412-36	Clamp	45 8 1
94-5288	Carburetor	63 11 1	2412-36	Clamp-Hose	37 3 3
94-5293	ASM-Float Chamber Cover	64 14 1	2412-82	Clamp-R	33 10 1
94-5294	Valve-EGR	62 14 1	2412-89	Clamp-R	33 2 2
94-5295	ASM-Cover	54 9 1	2412-89	Clamp-R	44 5 1
94-5296	Label-Emission	54 24 1	2412-89	Clamp-R	12 36 1
94-5299	Rod-Link	8 25 1	2412-92	Clamp-Hose	34 2 1
94-9502	Hose-Fuel	46 10 1	2412-92	Clamp-Hose	46 3 2

*Not Illustrated

TORO PART NUMBER INDEX (Cont.)

Part No.	Description	Pg. No.	Ref. No.	Qty.	Part No.	Description	Pg. No.	Ref. No.	Qty.
2412-93	Clamp-R	52	2	1	322-2	Screw-HH	2	50	2
2412-98	Clamp-Hose	46	11	2	322-3	Screw-HH	49	20	4
2412-98	Clamp-Hose	34	58	1	322-3	Screw-HH	14	26	4
2412-108	Clamp-Hose	45	10	2	322-5	Screw-HH	32	2	4
2412-108	Clamp-Hose	46	12	1	322-5	Screw-HH	13	6	8
2412-108	Clamp-Hose	34	47	1	322-5	Screw-HH	52	19	4
2412-119	Clamp-Hose	34	6	3	322-5	Screw-HH	30	22	4
2412-130	Clamp-Hose	34	32	2	322-5	Screw-HH	48	24	1
2412-133	Clamp-R	14	3	2	322-5	Screw-HH	19	30	2
2412-148	Clamp-R	46	13	2	322-5	Screw-HH	8	36	1
2412-149	Clamp-Tube	26	24	5	322-6	Screw-HH	34	4	2
251-8	Bearing-Ball	41	1	2	322-7	Screw-HH	32	9	4
251-8	Bearing-Ball	22	4	2	322-12	Screw-HH	15	25	1
251-82	Bearing-Ball	32	11	2	323-4	Screw-HH	23	9	2
251-346	Bearing-Ball	41	8	2	323-4	Screw-HH	45	16	2
253-987	Fitting-Hydraulic 90°	37	29	1	323-4	Screw-HH	1	22	1
254-65	Cone-Bearing	20	29	2	323-6	Screw-HH	16	1	1
254-66	Cup-Bearing	20	30	2	323-6	Screw-HH	23	6	8
254-90	Cup-Bearing	20	23	1	323-6	Screw-HH	27	11	8
256-113	Bushing-Flange	8	18	2	323-6	Screw-HH	14	12	2
256-155	Bushing-Flange	8	26	2	323-6	Screw-HH	26	31	2
256-156	Bushing-Flange	12	31	2	323-6	Screw-HH	15	37	1
256-259	Bushing-Flange	8	9	2	323-7	Screw-HH	37	14	4
264-91	Cone-Bearing	20	22	1	323-7	Screw-HH	8	17	2
283-2	Pin-Clevis	8	4	1	323-7	Screw-HH	19	23	4
283-30	Pin-Clevis	8	12	1	323-7	Screw-HH	35	27	3
283-62	Pin-Clevis	16	6	1	323-7	Screw-HH	27	43	4
283-62	Pin-Clevis	15	8	3	323-9	Screw-HH	44	16	1
283-62	Pin-Clevis	37	35	3	323-10	Screw-HH	37	8	1
283-75	Pin-Clevis	12	28	1	323-12	Screw-HH	18	6	8
283-85	Pin-Clevis	8	14	1	323-29	Screw-HH	34	55	2
285-17	Plug	47	1	1	324-5	Screw-HH	19	28	3
285-17	Plug-Pipe	36	15	2	324-9	Screw-HH	18	22	4
302-5	Fitting-Grease	19	1	4	324-10	Screw-HH	18	1	4
302-5	Fitting-Grease	8	8	3	324-11	Screw-HH	19	33	2
302-5	Fitting-Grease	12	16	1	324-12	Screw-HH	19	19	4
302-5	Fitting-Grease	23	26	4	324-13	Screw-HH	18	10	2
302-5	Fitting-Grease	5	30	1	324-19	Screw-HH	33	6	2
302-5	Fitting-Grease	27	35	4	325-4	Screw-HH	14	15	2
302-11	Fitting-Grease	21	5	1	325-13	Screw-HH	19	15	8
302-11	Fitting-Grease	18	8	1	325-13	Screw-HH	18	27	2
302-58	Fitting-Grease	27	46	16	325-19	Screw-HH	27	27	1
321-2	Screw-HH	2	1	7	325-20	Screw-HH	27	24	5
321-3	Screw-HH	2	4	2	3210-9	Screw-HH	35	6	1
321-3	Screw-HH	35	7	1	3211-8	Screw-HH	15	13	2
321-3	Screw-HH	30	28	4	3215-1	Screw-HH	37	16	1
321-3	Screw-HH	5	33	2	3217-25	Nut-Hex.	2	38	2
321-4	Screw-HH	33	1	2	3217-26	Nut-Hex.	2	37	1
321-4	Screw-HH	44	8	1	3217-29	Nut-Jam	3	57	3
321-4	Screw-HH	13	9	8	3218-18	Nut-Jam	15	43	1
321-4	Screw-HH	30	12	4	3218-20	Nut-Jam	12	13	2
321-4	Screw-HH	34	15	1	3218-21	Nut-Jam	23	21	2
321-4	Screw-HH	14	20	8	3219-2	Nut-Jam	36	19	2
321-4	Screw-HH	1	24	4	3219-14	Nut-Hex.	37	32	1
321-4	Screw-HH	35	30	2	3219-14	Nut-Jam	15	5	1
321-4	Screw-HH	12	37	1	3219-14	Nut-Jam	35	10	2
321-6	Screw-HH	52	3	12	3220-1	Nut-Jam	35	2	1
321-6	Screw-HH	19	10	2	3220-1	Nut-Jam	37	37	4
321-9	Screw-HH	10	3	4	3220-1	Nut-Jam	15	41	4
321-9	Screw-HH	48	5	2	3220-2	Nut-Jam	35	5	1
321-9	Screw-HH	16	27	1	3220-2	Nut-Jam	12	46	1
321-9	Screw-HH	8	38	1	3220-3	Nut-Jam	15	12	2
321-14	Screw-HH	49	8	2	3220-3	Nut-Jam	8	24	1
321-15	Screw-HH	48	13	1	3220-7	Nut-Jam	23	23	1
322-2	Screw-HH	10	11	1	3220-11	Nut-Jam	23	25	2
322-2	Screw-HH	5	16	6	3220-16	Nut-Jam	8	44	1
322-2	Screw-HH	46	26	2	3229-1	Bolt-CARR	49	19	2
322-2	Screw-HH	48	31	1	3230-18	Bolt-CARR	14	2	8
322-2	Screw-HH	30	39	6	3230-23	Bolt-CARR	44	6	4
322-2	Screw-HH	34	42	1	3230-23	Bolt-CARR	30	21	7

*Not Illustrated

TORO PART NUMBER INDEX (Cont.)

3322-652

Part No.	Description	Pg. Ref. No. No. Qty.	Part No.	Description	Pg. Ref. No. No. Qty.
3231-21	Bolt-CARR	44 7 6	3256-24	Washer-Flat	44 17 2
3231-21	Bolt-CARR	48 21 1	3256-24	Washer-Flat	52 18 6
3231-21	Bolt-CARR	14 22 4	3256-25	Washer-Flat	33 5 2
3231-21	Bolt-CARR	15 32 4	3256-26	Washer-Flat	8 21 1
3231-25	Bolt-CARR	18 21 4	3256-27	Washer-Flat	26 6 4
3231-26	Bolt-CARR	35 15 1	3256-27	Washer-Flat	18 31 2
3231-28	Bolt-CARR	30 17 1	3256-28	Washer-Flat	32 15 1
3232-17	Bolt-CARR	26 19 8	3256-45	Washer-Flat	30 24 1
3234-1	Screw-HFH	1 13 6	3256-61	Washer-Flat	13 25 14
3234-4	Screw-HFH	26 26 4	3256-61	Washer-Flat	1 29 4
3234-4	Screw-HFH	37 42 4	3256-67	Washer-Flat	46 21 4
3234-10	Screw-HFH	46 15 3	3257-7	Key-Woodruff	32 17 1
3234-11	Screw-HH	33 14 6	3269-27	Rivet-Plastic	44 13 4
3234-21	Screw-HFH	46 19 2	3272-6	Pin-Cotter	15 3 3
3234-38	Screw-HFH	26 17 24	3272-6	Pin-Cotter	8 7 1
3234-38	Screw-HH	45 22 2	3272-6	Pin-Cotter	16 8 1
3234-40	Screw-HFH	17 4 4	3272-6	Pin-Cotter	37 30 3
3245-31	Screw-Set	30 48 1	3272-10	Pin-Cotter	8 11 2
3250-13	Screw	2 51 2	3272-10	Pin-Cotter	12 30 1
3250-13	Screw-PH	1 27 4	3272-11	Pin-Cotter	19 34 2
3250-13	Screw-PPH	13 15 20	3272-12	Pin-Cotter	23 16 4
3250-20	Screw-RH	30 2 4	3272-37	Pin-Cotter	49 18 2
3253-3	Washer-Lock	35 8 1	3274-31	Screw-HSBH	2 7 4
3253-3	Washer-Lock	55 22 2	3274-52	Screw-HSH	36 39 4
3253-3	Washer-Lock	30 27 4	3274-54	Screw-HSH	45 19 2
3253-3	Washer-Lock	34 37 1	3274-94	Screw-HSBH	52 16 6
3253-3	Washer-Lock	12 40 4	3274-96	Screw	22 15 4
3253-4	Washer-Lock	57 4 6	3274-97	Screw-HSH	22 17 6
3253-4	Washer-Lock	13 5 4	3274-97	Screw-HSH	19 26 6
3253-4	Washer-Lock	35 13 2	3277-1	Nut-Hex.	5 5 1
3253-4	Washer-Lock	5 14 4	3290-221	Washer-Spring	15 34 1
3253-4	Washer-Lock	22 16 6	3290-221	Washer-Spring	16 36 2
3253-6	Washer-Lock	23 2 10	3290-271	Rivet-Pop	30 41 2
3253-6	Washer-Lock	34 21 2	3290-321	Screw-HFH	8 31 2
3253-6	Washer-Lock	19 29 3	3290-357	Nut-HFH	44 1 6
3253-6	Washer-Lock	27 45 10	3290-357	Nut-HFH	46 6 2
3253-15	Washer-Lock	45 5 5	3290-357	Nut-HFH	1 8 9
3253-15	Washer-Lock	2 39 2	3290-357	Nut-HFH	14 10 4
3253-18	Washer-Lock	36 40 4	3290-357	Nut-HFH	30 14 1
3253-19	Washer-Lock	3 58 3	3290-357	Nut-HFH	18 16 4
3253-21	Washer-Lock	23 7 8	3290-357	Nut-HFH	35 18 1
3253-21	Washer-Lock	27 10 8	3290-357	Nut-HFH	45 23 2
3253-21	Washer-Lock	14 13 2	3290-357	Nut-HFH	26 30 2
3253-21	Washer-Lock	19 22 4	3290-357	Nut-HFH	15 33 4
3253-22	Washer-Lock	12 8 4	3290-357	Nut-HFH	8 37 2
3253-22	Washer-Lock	35 17 1	3290-357	Nut-HFH	34 50 2
3254-1	Washer-Lock	2 36 1	3290-378	Tie-Cable	45 26 1
3254-2	Washer-Lock	34 11 1	3290-413	Washer-Belleville	33 12 12
3255-9	Washer-Lock	44 2 1	3290-455	Washer	5 12 1
3256-3	Washer-Flat	32 8 4	3290-456	Washer-Belleville	15 46 2
3256-4	Washer-Flat	37 12 1	3290-477	Washer-Curved	16 28 1
3256-6	Washer-Flat	26 9 4	3290-478	Washer-Belleville	16 17 1
3256-6	Washer-Flat	18 32 2	3290-506	Palnut	52 4 2
3256-14	Washer-Flat	48 30 1	3290-507	Pin-Dowel	15 31 1
3256-22	Washer-Flat	10 4 5	3296-2	Nut-Lock	13 22 20
3256-22	Washer-Flat	2 5 2	3296-2	Nut-Lock	1 30 4
3256-22	Washer-Flat	13 8 8	3296-2	Nut-Lock	8 33 2
3256-22	Washer-Flat	30 11 4	3296-2	Nut-Lock	2 45 2
3256-22	Washer-Flat	52 11 12	3296-3	Nut-Lock	35 28 1
3256-22	Washer-Flat	48 18 3	3296-4	Nut-Lock	12 3 1
3256-22	Washer-Flat	14 19 8	3296-5	Nut-Lock	36 12 1
3256-22	Washer-Flat	8 39 3	3296-5	Nut-Lock	30 25 1
3256-22	Washer-Flat	12 44 2	3296-6	Nut-Lock	8 20 2
3256-23	Washer-Flat	13 4 4	3296-15	Nut-Lock	32 16 1
3256-23	Washer-Flat	34 5 2	3296-23	Nut-Lock	26 10 4
3256-23	Washer-Flat	52 20 4	3296-23	Nut-Lock	18 14 4
3256-23	Washer-Flat	16 21 1	3296-23	Nut-Lock	14 16 2
3256-23	Washer-Flat	14 25 4	3296-23	Nut-Lock	19 16 8
3256-23	Washer-Flat	48 26 2	3296-23	Nut-Lock	8 22 1
3256-24	Washer-Flat	23 10 2	3296-27	Nut-Lock	35 21 2

*Not Illustrated

TORO PART NUMBER INDEX (Cont.)

Part No.	Description	Pg. No.	Ref. No.	Qty.	Part No.	Description	Pg. No.	Ref. No.	Qty.
3296-29	Nut-Lock	32	6	6	32128-23	Nut-HFH	45	24	2
3296-29	Nut-Lock	12	12	1	32128-33	Nut-HFH	37	1	1
3296-29	Nut-Lock	30	20	8	32128-33	Nut-HFH	35	3	2
3296-29	Nut-Lock	52	21	4	32128-33	Nut-HFH	44	4	1
3296-29	Nut-Lock	48	27	1	32128-33	Nut-HFH	48	6	1
3296-29	Nut-Lock	8	30	1	32128-33	Nut-HFH	49	12	2
3296-29	Nut-Lock	34	36	2	32128-33	Nut-HFH	33	18	2
3296-39	Nut-Lock	52	1	6	32128-33	Nut-HFH	1	25	4
3296-39	Nut-Lock	33	11	2	32128-33	Nut-HFH	26	27	4
3296-39	Nut-Lock	26	13	6	32128-33	Nut-HFH	12	35	1
3296-39	Nut-Lock	35	20	3	32128-33	Nut-HFH	2	44	11
3296-39	Nut-Lock	37	20	4	32128-33	Nut-Hex. Flange	46	5	6
3296-39	Nut-Lock	44	20	1	32128-36	Nut-HFH	27	38	4
3296-39	Nut-Lock	48	23	1	32128-44	Nut-HFH	14	9	2
3296-39	Nut-Lock	18	28	8	32128-53	Nut-HFH	27	26	2
3296-39	Nut-Lock	16	33	1	32128-53	Nut-HFH	23	36	2
3296-39	Nut-Lock	27	42	4	32136-2	Nut-Hex. Slotted	19	5	2
3296-39	Nut-Lock	15	45	1	32136-3	Nut-Hex. Slotted	23	17	4
3296-42	Nut-Lock	16	12	1	32144-4	Screw-HFH	15	9	2
3296-42	Nut-Lock	52	13	12	32144-18	Screw-HH	2	22	2
3296-42	Nut-Lock	45	17	2	32144-42	Screw-Spark Arrestor	34	52	1
3296-42	Nut-Lock	48	19	2	32144-52	Screw-TAP	13	12	6
3296-42	Nut-Lock	10	20	4	32144-93	Screw-TAP	52	6	2
3296-42	Nut-Lock	19	31	2	32144-116	Screw-PH	5	8	8
3296-42	Nut-Lock	5	32	2	32148-6	Insert-Threaded	2	2	2
3296-42	Nut-Lock	30	38	4	32148-7	Nut-Clinch	1	18	8
3296-42	Nut-Lock	8	41	1	32148-7	Nut-Clinch	15	19	2
3296-48	Nut-Lock	19	6	6	32148-9	Insert-Threaded	26	1	8
3296-48	Nut-Lock	18	11	10	32148-15	Insert-Threaded	15	4	1
3296-48	Nut-Lock	33	16	2	32148-15	Insert-Threaded	37	31	1
3296-58	Nut-Lock	15	11	1	32151-41	Ring-Retaining	31	1	1
3296-59	Nut-Lock	5	13	1	32151-56	Ring-Retaining	8	16	1
3296-76	Nut-Lock	26	33	8	32151-104	Ring-Retaining	19	2	4
32104-88	Screw	1	4	6	32152-10	Nut	50	12	1
32113-14	Screw	36	8	2	33014-00	Nut	34	13	2
32120-47	Ring-E	8	13	1	33113-012	Screw-HH	12	41	4
32120-47	Ring-E	12	33	2	33114-020	Screw-HH	12	1	4
32120-47	Ring-Retaining	16	10	3	33114-020	Screw-HH	35	12	2
32121-7	Pin-Roll	12	18	1	33114-020	Screw-HH	37	24	7
32121-15	Pin-Roll	20	28	1	33114-020	Screw-HH	34	27	7
32121-24	Pin-Roll	12	20	2	33114-025	Screw-HH	34	22	2
32121-48	Pin-Roll	15	23	1	33114-025	Screw-HH	12	24	3
32122-24	Screw-RH	45	6	5	33114-040	Screw-HH	12	17	9
32128-20	Nut-HFH	49	11	4	33114-050	Screw-HH	33	9	3
32128-20	Nut-HFH	19	12	2	33115-035	Screw-HH	34	20	2
32128-20	Nut-HFH	10	17	1	340-2	Fitting-Straight	49	10	1
32128-20	Nut-HFH	44	18	2	340-3	Fitting-Hydraulic Straight	49	26	1
32128-20	Nut-HFH	14	21	12	340-77	Fitting-Hydraulic 90°	49	6	1
32128-20	Nut-HFH	5	27	6	340-86	Fitting-Hydraulic Tee	48	15	1
32128-20	Nut-HFH	46	28	2	340-92	Fitting-Hydraulic Straight	49	29	1
32128-20	Nut-HFH	8	29	2	340-94	Fitting-Hydraulic Tee	48	10	1
32128-20	Nut-HFH	48	33	1	340-132	Fitting-Hydraulic 90°	49	14	4
32128-20	Nut-HFH	30	37	6	340-140	Fitting-Hydraulic Tee	49	28	1
32128-20	Nut-HFH	34	44	1	340-151	Fitting-Hydraulic Tee	49	30	1
32128-20	Nut-HFH	2	48	2	353-781	Fitting-Fuel 90°	45	14	1
32128-21	Nut-HFH	37	11	1	354-134	Fitting-Hydraulic 90°	37	40	2
32128-23	Nut-HFH	17	5	4	354-135	Fitting-Hydraulic 90°	37	5	1
32128-23	Nut-HFH	26	21	24	354-136	Fitting-Hydraulic Straight	49	23	1

*Not Illustrated

PRODUCT CHANGES

In an effort to make improvements available to TORO owners as quickly as possible, minor changes are incorporated into Toro's products from time to time that do not become immediately shown in the Parts Catalog. If such a change has been made in your unit, which is not reflected in your manual, see your TORO Distributor or his Authorized TORO Service Dealer for information and part numbers.

IDENTIFICATION AND ORDERING

MODEL AND SERIAL NUMBERS

The Workman 4200 has two identification numbers; a model number and a serial number. The two numbers are stamped on a plate which is located on the main frame. In any correspondence concerning the Workman 4200, supply model and serial numbers to assure that correct information and replacement parts are obtained.

To order replacement parts from an Authorized TORO Service Dealer, supply the following information:

1. Model and serial number of the Workman 4200.
2. Part number, description, and the quantity of part(s) desired.

NOTE: Do not order by reference number if a parts catalog is being used; use the PART NUMBER.

TABLE OF CONTENTS

Description	Page	Description	Page
Front Bumper & Hood Assembly	1	Transaxle Installation Assembly	37-38
Control Panel Assembly	2-3	Transaxle Case Assembly	39
Electrical Schematic	4	Countershaft Assembly	40
Steering Linkage Assembly	5	Transaxle Gear Shafts Assembly	41
Steering Gear Assembly No. 87-1500	6-7	Shift Fork Assembly	42
Brake & Accelerator Pedal Assembly	8	Differential Gear Assembly	43
Master Brake Cylinder No. 94-3800	9	Battery Mount Assembly	44
Hydraulic Brake Line Routing Assembly	10	Fuel Tank Assembly	45
Hydraulic Schematic	11	Air Cleaner & Fuel Supply Assembly	46
Clutch Linkage Assembly	12	Air Cleaner Assembly NO. 95-5805	47
Seat Base Assembly	13	Lift Valve Linkage Assembly	48
Seat Back Assembly	14	Lift Valve & Cylinder Assembly	49
Hi-Lo Shift Levers Assembly	15	Lift Cylinder No. 94-5203	50
Differential Lock & Parking Brake Assembly	16	Control Valve Assembly No. 43-1950	51
R.O.P.S. Assembly	17	Rear Fender & Tail Light Assembly	52
Front Suspension Assembly	18	Cylinder Block Assembly	53
Front Suspension Control Arm Assembly	19	Rocker Cover & Cylinder Head Assembly	54
Front Differential Assembly No. 93-4054	20	Covers & Oil Pan Assembly	55
Differential Driveshaft Assembly No. 93-7116	21	Piston & Crankshaft Assembly	56
Bidirectional Overrunning Clutch Assembly	22	Clutch & Clutch Release Assembly	57
Front Wheel Assembly	23	Camshaft & Valves Assembly	58
Front Brake Assembly	24	Balancer & Oil Pressure Switch &	59
Constant Velocity (CV) Joint Assembly	25	Engine Mount	59
No. 93-7078	25	Oil Pump & Filter Assembly	60
Rear Frame Assembly	26	Water Pump & Thermostat Assembly	61
Rear Axle Assembly	27-28	Exhaust & Intake Manifold Assembly	62
Rear Brake Assembly	29	Carburetor Installation Assembly	63
Radiator & Hydraulic Pump Assembly	30	Carburetor Assembly	64
Hydraulic Pump Assembly No. 87-5700	31	Distributor Assembly	65
Hydraulic Pump Drive Assembly	32	Starter Assembly	66
Engine Frame Assembly	33	Alternator Assembly	67
Engine Installation Assembly	34	Gasket Kit	68
Governor Assembly	35	TORO Part Number Index	69-80
Governor	36		

Japanese parts kit number 93-8951 contains all of the individual parts on the preceding pages designated as (Japan).

