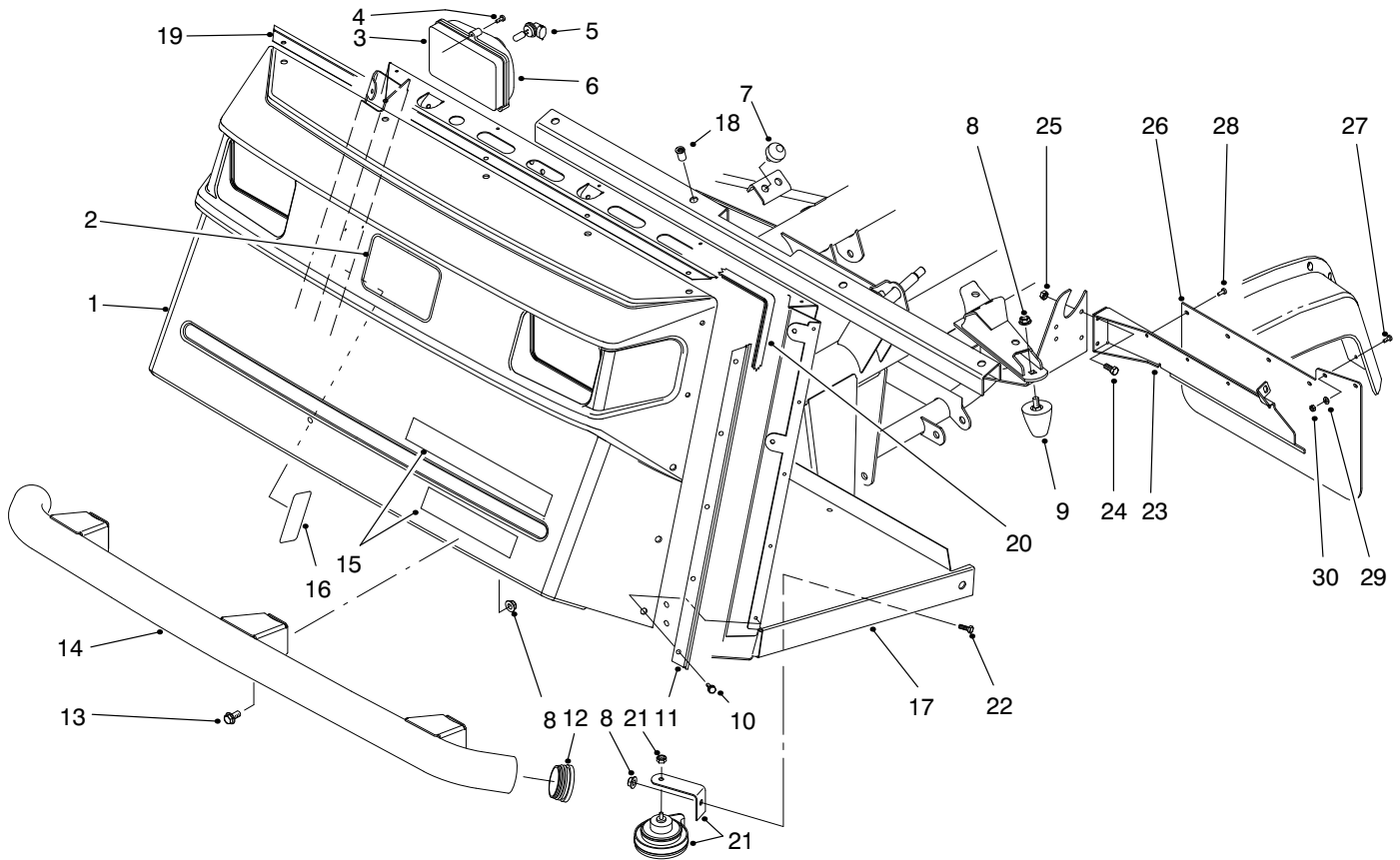




MODEL NO. 07216-90169 & UP	PARTS CATALOG
WORKMAN® 4200	



T-1581

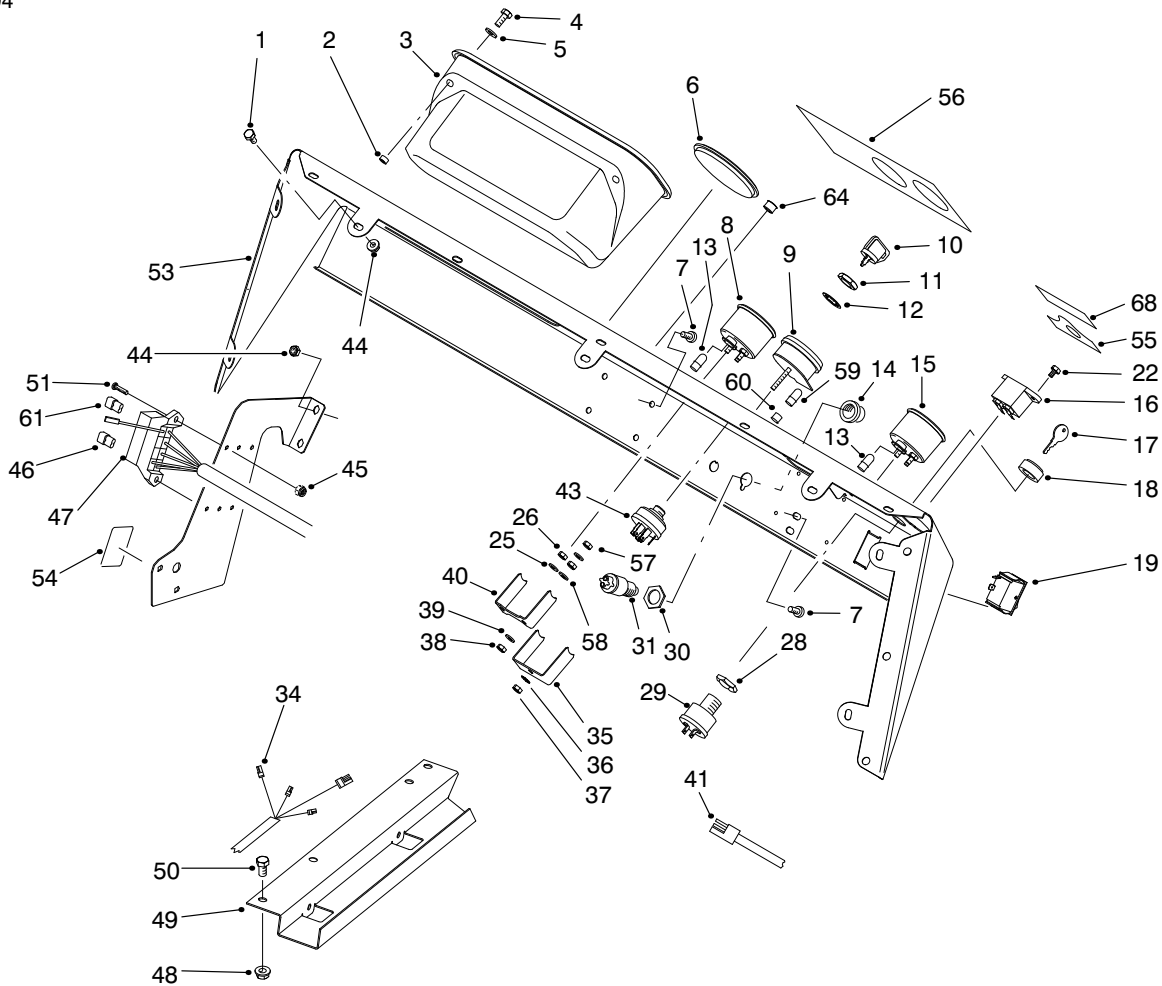
FRONT BUMPER & HOOD ASSEMBLY

Ref. No.	Part No.	Description	No. Used	Ref. No.	Part No.	Description	No. Used
1	87-0710	Hood	1	17	94-5250	ASM-Operators Platform (Incl. Ref. #18, #39, 42, 43 page 8, #43-45 page 12, #35 page 30 & #1 page 32)	1
2	62-5550	Decal-TORO	1	18	32148-7	Nut-Clinch	8
3	87-2120	ASM-Headlight (Incl. Ref. #5-6)	2	19	87-8130-03	Bracket-Trim Top	1
4	32104-88	Screw	6	20	87-8160	Trim	1
5	87-6320	Bulb-Headlight	2	21	116749	ASM-Horn	1
6	87-6330	Lens-Headlight	2	22	323-4	Screw-HH	1
7	87-2440	Bumper	2	23	94-3838-03	Bracket-Mudflap LH	1
8	3290-357	Nut-HFH	9	*	94-3839-03	Bracket-Mudflap RH	1
9	26-0071	Bumper	2	24	321-4	Screw-HH	4
10	87-6620	Screw	15	25	32128-33	Nut-HFH	4
11	87-8120-03	Bracket-Trim Side	2	26	94-3841	Mudflap	2
12	2410-42	Cap-Front Bumper	2	27	3250-13	Screw-PH	4
13	3234-1	Screw-HFH	6	28	146489	Rivet-Pop	8
14	87-4070-03	Bumper-Front	1	29	3256-61	Washer-Flat	4
15	87-9120	Decal-Workman 4200	1	30	3296-2	Nut-Lock	4
16	87-9990	Decal-Load Rating	1				
16	94-1228	Decal-Load Rating (Japan)	1				

*Not Illustrated

© The TORO Company - 1999
All Rights Reserved

TPS

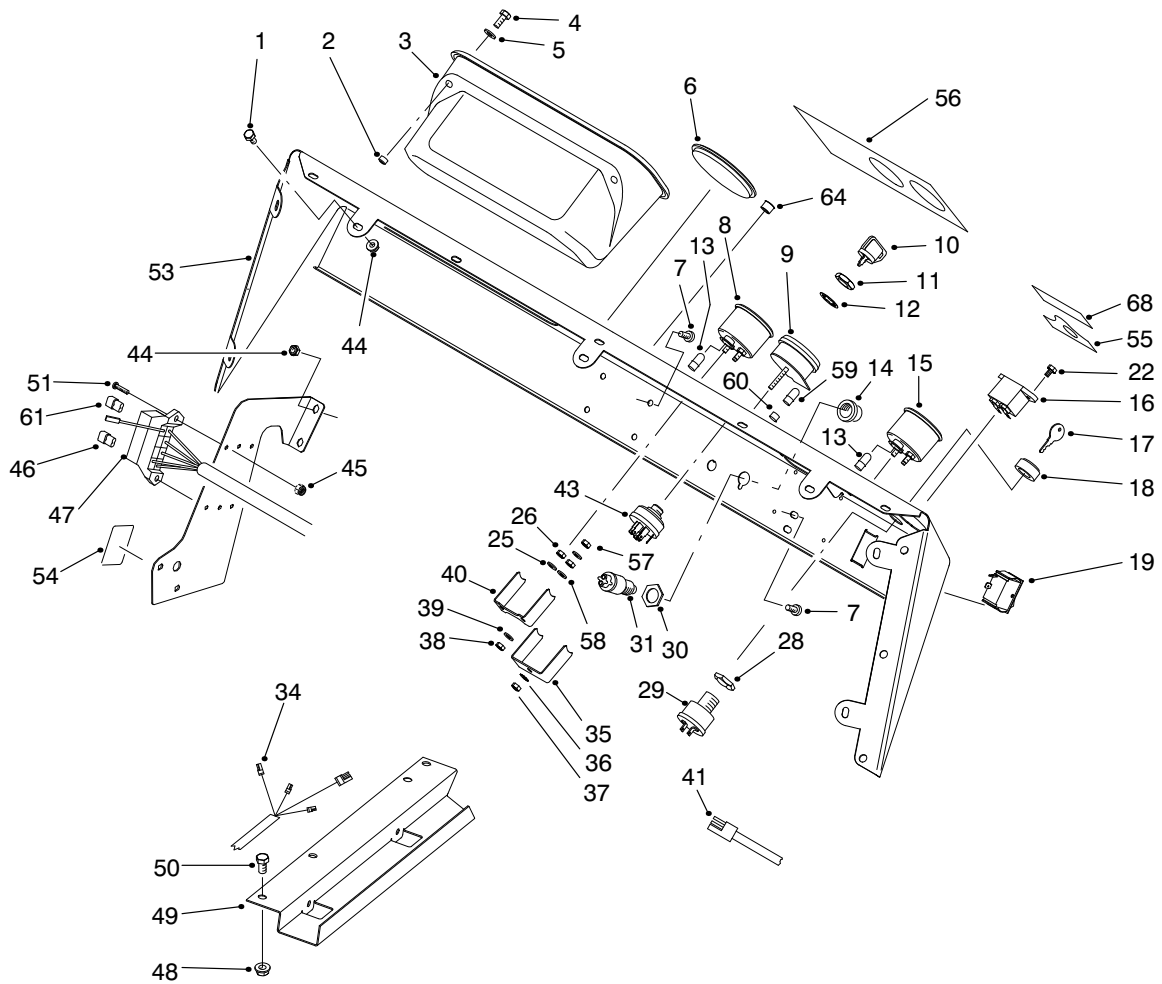


T-3190

CONTROL PANEL ASSEMBLY

Ref. No.	Part No.	Description	No. Used
1	321-2	Screw-HH	7
2	32148-6	Insert-Threaded	2
3	87-3780	Box-Glove	1
4	321-3	Screw-HH	2
5	3256-22	Washer-Flat	2
6	2410-35	Plug-Hole	1
7	3274-31	Screw-HSBH	4
8	87-5590	ASM-Temperature Gauge (Incl. Ref. #38-40, 57 & 58)	1
9	93-7053	ASM-Warning Light (Incl. Ref. #35-37, 59 & 60)	1
10	63-8360	Key-Ignition	1
11	218-446	Nut-Hex.	1
12	218-447	Washer-Lock	1
13	218-600	Bulb	2
14		Button-Horn	1
15	87-5580	ASM-Fuel Gauge (Incl. Ref. #38-40, 57 & 58)	1
16	75-6820	Hourmeter	1
17	87-0740	Key-Supervisor Switch	1
18	87-1720	Nut-Supervisor Switch	1
19	87-3790	Switch-Light	1
22	32144-18	Screw-HH	2
28		Nut-Hex.	1
29	94-5245	ASM-Supervisor Switch (Incl. Ref. #17, 18 & 28)	1
30		Nut-Hex.	1

Ref. No.	Part No.	Description	No. Used
31	18-2830	ASM-Switch, Horn (Incl. Ref. #14 & 30)	1
34	99-1111	Harness-Wire Rear	1
35		Clamp-Light	1
36	3254-1	Washer-Lock	1
37	3217-26	Hut-Hex.	1
38	3217-25	Nut-Hex.	2
39	3253-15	Washer-Lock	2
40		Clamp-Temp. Gauge	1
41	87-4230	Harness-Wire Front LH	1
43	27-2360	ASM-Ignition Switch (Incl. Ref. #11 & 12)	1
44	32128-33	Nut-HFH	11
45	3296-2	Nut-Lock	2
46	218-574	Fuse-7.5 Amp	2
47	87-8500	ASM-Front Wire Harness (Incl. Ref. #13)	1
48	32128-20	Nut-HFH	2
49	93-7094-03	Cover-Wire Harness	1
50	322-2	Screw-HH	3
51	3250-13	Screw	2
53	87-8540	ASM-Control Panel (Incl. Ref. #55-56 & 68)	1
54	87-6670	Decal-Fuse Block	1
54	92-5374	Decal-Fuse Block (Japan)	1
55	87-5910	Decal-Supervisor	1
55	92-5332	Decal-Supervisor (Japan)	1



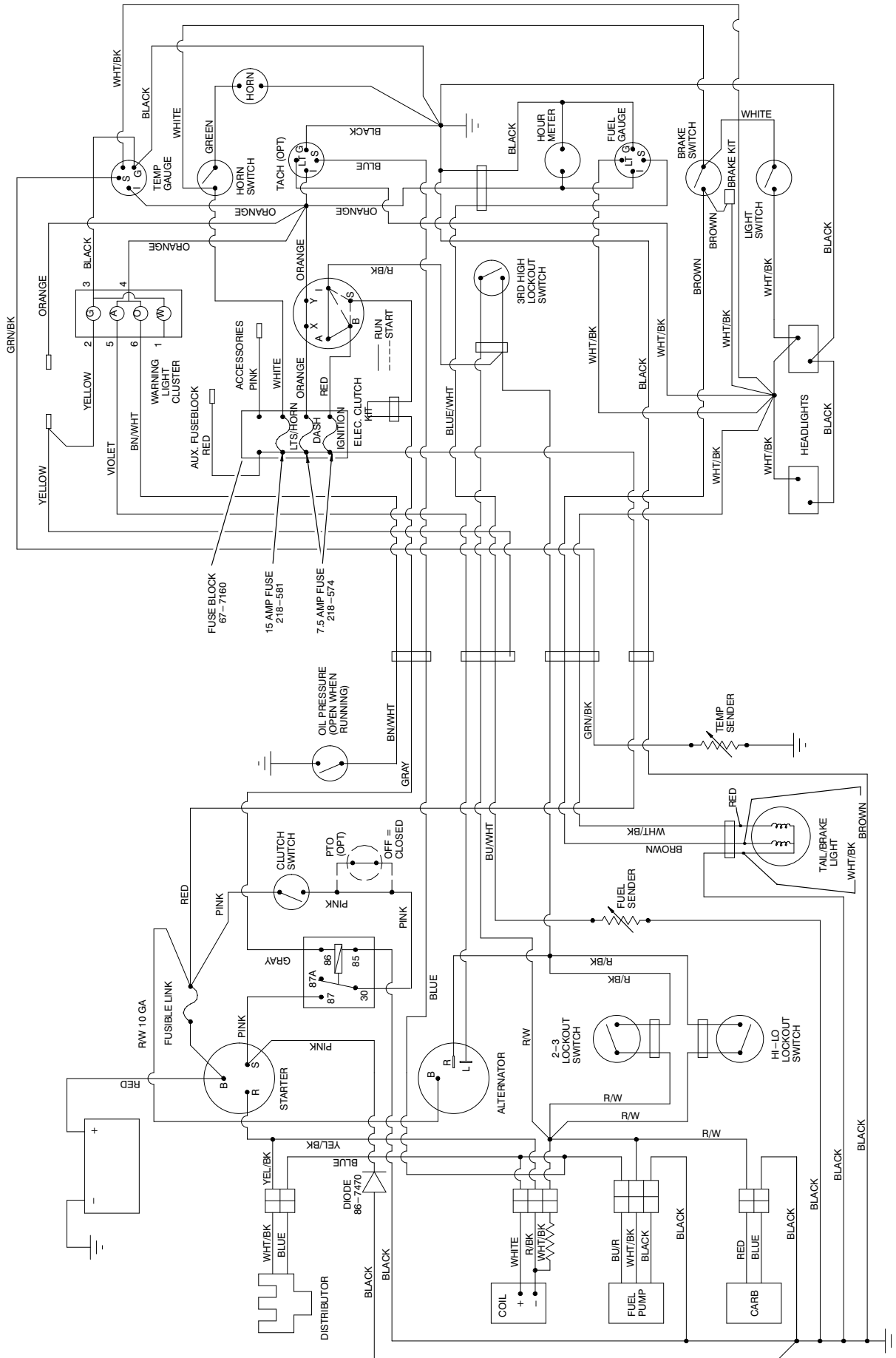
T-3190

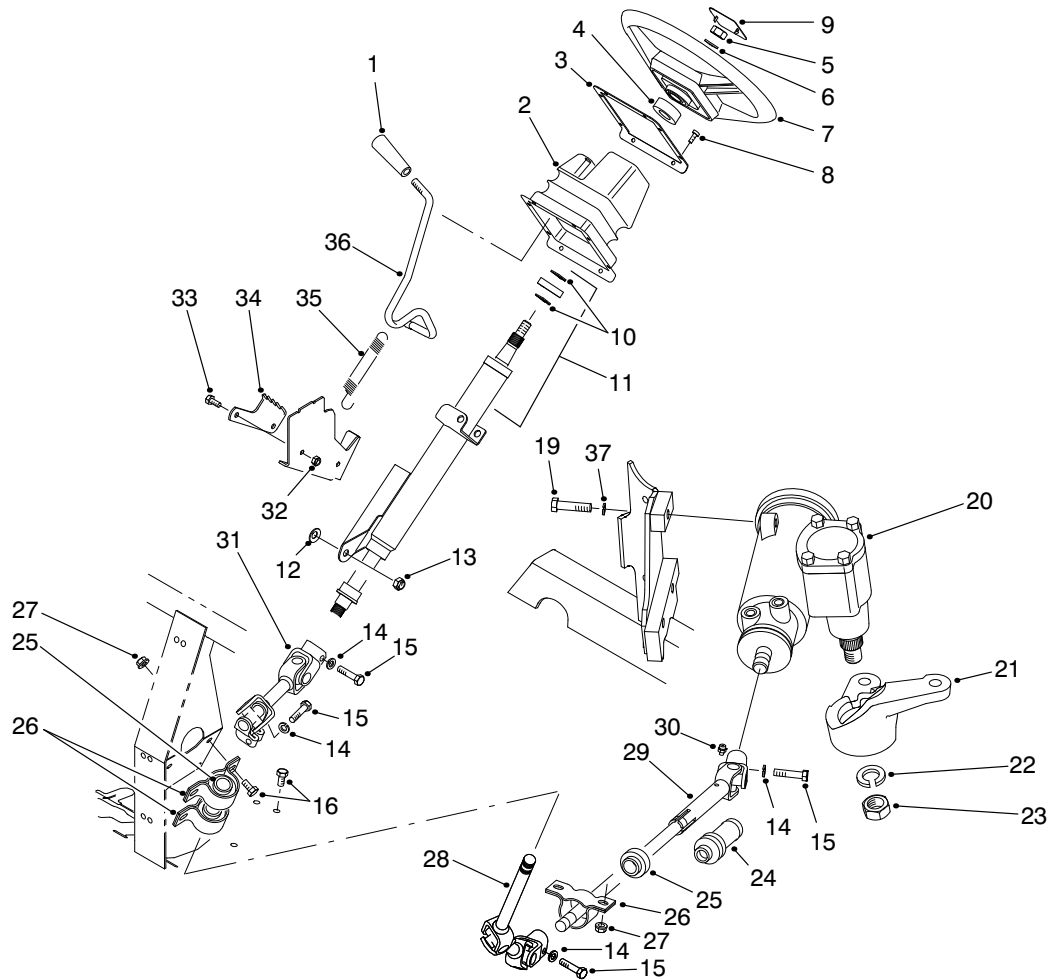
CONTROL PANEL ASSEMBLY (Continued)

Ref. No.	Part No.	Description	No. Used	Ref. No.	Part No.	Description	No. Used
56	87-9880	Decal-Dash	1	60	87-6270	ASM-Socket & Bulb (Incl. Ref. #59)	4
56	94-1226	Decal-Dash (Japan)	1	61	218-581	Fuse-15 Amp	1
57	3217-29	Nut-Jam	3	64	2410-64	Plug-Hole	1
58	3253-19	Washer-Lock	3	68	94-5272	Decal-Warning	1
59	219-17	Bulb-Warning Light	4				

*Not Illustrated

ELECTRICAL SCHEMATIC



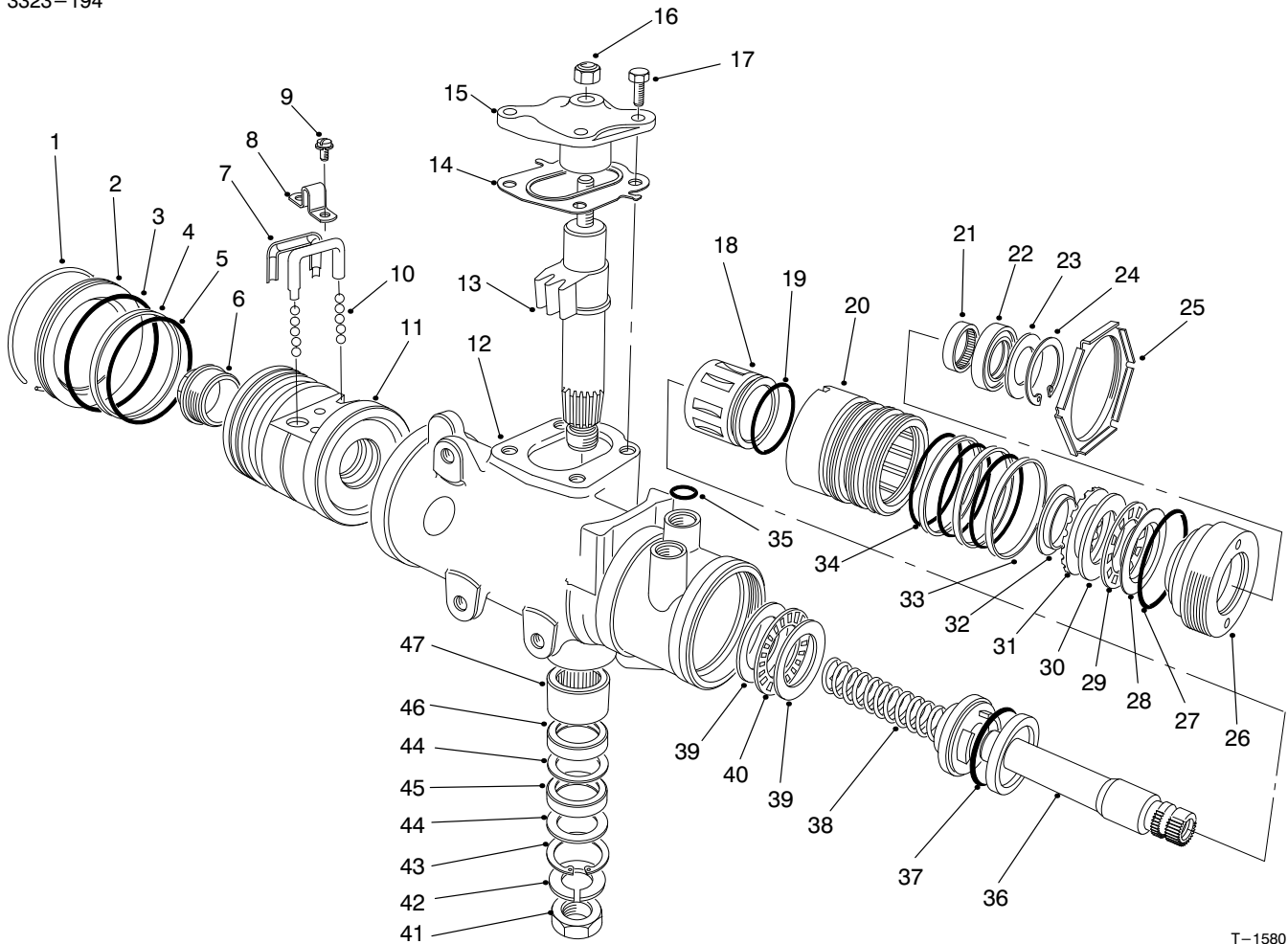


T-2007

STEERING LINKAGE ASSEMBLY

Ref. No.	Part No.	Description	No. Used	Ref. No.	Part No.	Description	No. Used
1	233-39	Knob	1	22	39-7420	Washer-Lock	1
2	87-3460	Boot-Tilt Steering	1	23	39-7440	Nut-Lock	1
3	87-4720-03	Plate-Steering Boot	1	24	93-8988	Boot-Steering Shaft	1
4	21-9260	Spacer	1	25	87-2280	Bearing	3
5	3277-1	Nut-Hex.	1	26	87-3250	Mount-Bearing	3
6	48-8070	Washer-Flat	1	27	32128-20	Nut-HFH	6
7	87-3820	Wheel-Steering	1	28	92-4155	ASM-Slip Joint, Upper	1
8	32144-116	Screw-PH	8	29	93-8987	ASM-Slip Joint, Lower (Incl. Ref. #24 & 30)	1
9	87-3750	Cover-Steering Wheel	1	30	302-5	Fitting-Grease	1
10	43-6550	Ring-Retaining	2	31	92-4154	ASM-Universal Joint	1
11	92-4153	ASM-Steering Column (Incl. Ref. #10)	1	32	3296-42	Nut-Lock	2
12	3290-455	Washer	1	33	321-3	Screw-HH	2
13	3296-59	Nut-Lock	1	34	87-3610	Bracket-Detent	1
14	3253-4	Washer-Lock	4	35	65-5360	Spring-Extension	1
15	48-7740	Screw-HH	4	36	87-3130	Lever-Tilt Steering	1
16	322-2	Screw-HH	6	37	87-7480	Washer-Lock	3
19	93-7145	Screw-HH	3	*	87-9160	ASM-Lower Shaft (Incl. Ref. #24 & 28-30)	1
20	87-1500	ASM-Steering Gear (Incl. Ref. #22 & 23)	1	*	87-3120	Steering Column & Shaft (Incl. Ref. #10, 11 & 31)	1
21	87-9640	Arm-Pitman	1				

*Not Illustrated



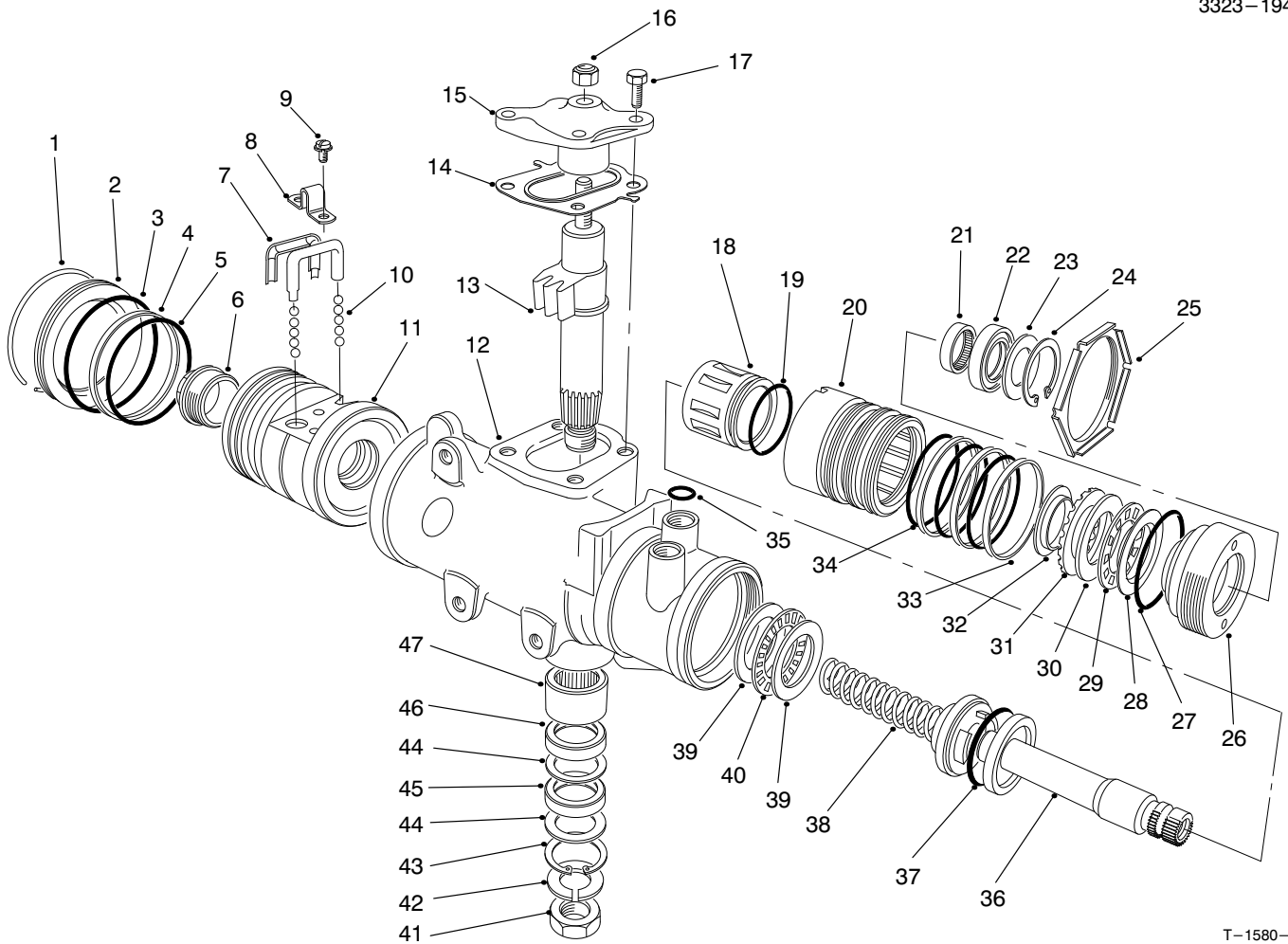
T-1580-2

STEERING GEAR ASSEMBLY NO. 87-1500

Ref. No.	Part No.	Description	No. Used
1		Ring-Retaining	1
2	92-4165	Plug-Housing End	1
3		Seal-Housing End Plug	1
4		Ring-Rack Piston	1
5		O-Ring, Rack Piston	1
6	18-4340	Plug-Rack Piston End	1
7	92-4168	Return-Guide Ball	2
8	18-4270	Clamp-Ball Return Guide	1
9	18-4260	ASM-Screw/Lockwasher	2
10	18-5190	Kit-Ball, Recirculating (Consists of 12 each of .2806 Dia. & .2812 Dia. Chrome Balls)	1
11		Nut-Rack Piston	1
12		Housing-Steering Gear	1
13		Gear-Pitman Shaft	1
14	28-8280	Kit-Seal Side, Cover (Incl. Ref. #17)	1
15		Cover-Housing Side	1
16	28-8220	Nut-Lash Adjuster	1
17	28-8210	Bolt-HFH	4
18		Spool Valve	1
19		O-Ring, Spool Valve	1
20		Valve Body	1
21	92-4169	Bearing-Needle	1
22		Seal-Stub Shaft	1
23		Seal-Stub Shaft Dust	1

Ref. No.	Part No.	Description	No. Used
24		Ring-Retaining	1
25	92-4159	Nut-Adjuster Plug Lock	1
26		Plug-Adjuster	1
27	28-8200	O-Ring	1
28		Race-Upper Bearing	1
29		Bearing-Roller, Thrust	1
30		Race-Thrust Bearing	1
31		Spacer-Thrust Bearing	1
32		Retainer-Bearing	1
33		Ring-Valve Body	3
34		O-Ring	3
35	39-7310	O-Ring	3
36		Shaft-Stub	1
37		O-Ring	1
38		Worm-Steering	1
39		Race-Thrust Bearing	2
40		Bearing-Roller, Thrust	1
41	39-7440	Nut-Pitman Arm	1
42	39-7420	Washer-Lock	1
43		Ring-Retaining	1
44		Washer-Seal, Backup	2
45		Seal-Pitman Shaft	1
46		Seal-Pitman Shaft	1
47	92-4170	Bearing-Pitman Shaft	1
*	92-4161	ASM-Cover Service Housing Side (Incl. Ref. #14-17)	1

*Not Illustrated



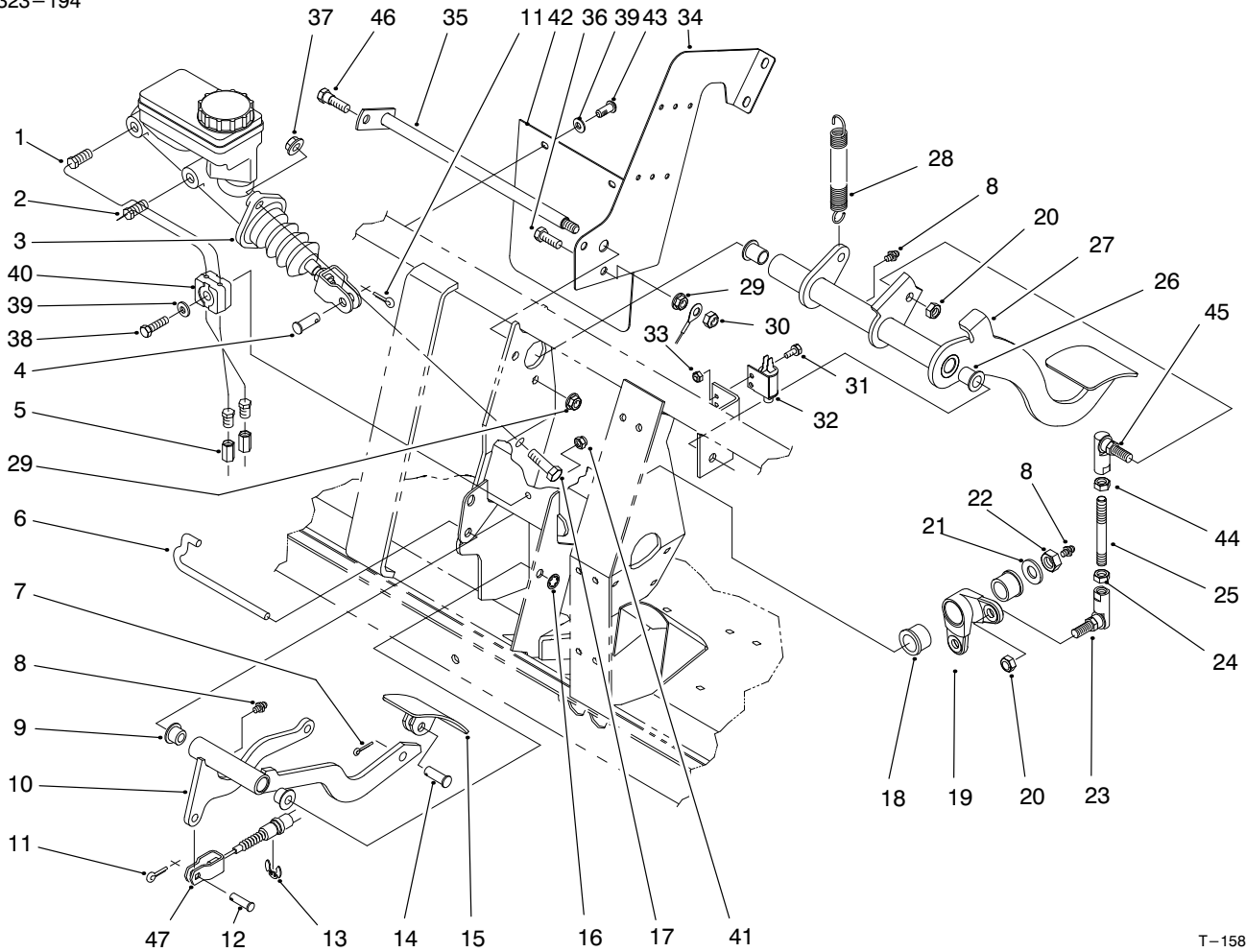
T-1580-2

STEERING GEAR ASSEMBLY NO. 87-1500 (Continued)

Ref. No.	Part No.	Description	No. Used
*	28-8270	Kit-Seal Service, End Plug (Incl. Ref. #1 & 3)	1
*	28-8290	Kit-Seal Service Rack/Piston (Incl. Ref. #4 & 5)	1
*	18-5180	Kit-Bearing, Lower Thrust (Incl. Ref. #39-40)	1
*	98-2962	Kit-Seal, Pitman Shaft (Incl. Ref. #43-46)	1
*	18-5170	Kit-Seal, Valve Ring (Incl. Ref. #19, 33, 34 & 37)	1
*	92-4163	ASM-Steering, Housing (Incl. Ref. #12 & 43-47)	1
*	92-4167	ASM-Plug, Service (Incl. Ref. #22-24 & 27)	1

Ref. No.	Part No.	Description	No. Used
*	92-4162	Pitman Shaft-Gear Service (Incl. Ref. #13-14 & 17)	1
*	92-4158	ASM-Valve, Hyd. Gear (Incl. Ref. #18-20, 33, 34, 36 & 37)	1
*	92-4160	Kit-Bearing, Service Upper (Incl. Ref. #28-32)	1
*	92-4166	ASM-Rack/Piston/Nut (Incl. Ref. #1-11 & 38)	1
*	92-4164	ASM-Plug, Service Adjust. (Incl. Ref. #21-24 & 26-32)	1
*	87-1500	Steering Gear (Complete)	1

*Not Illustrated

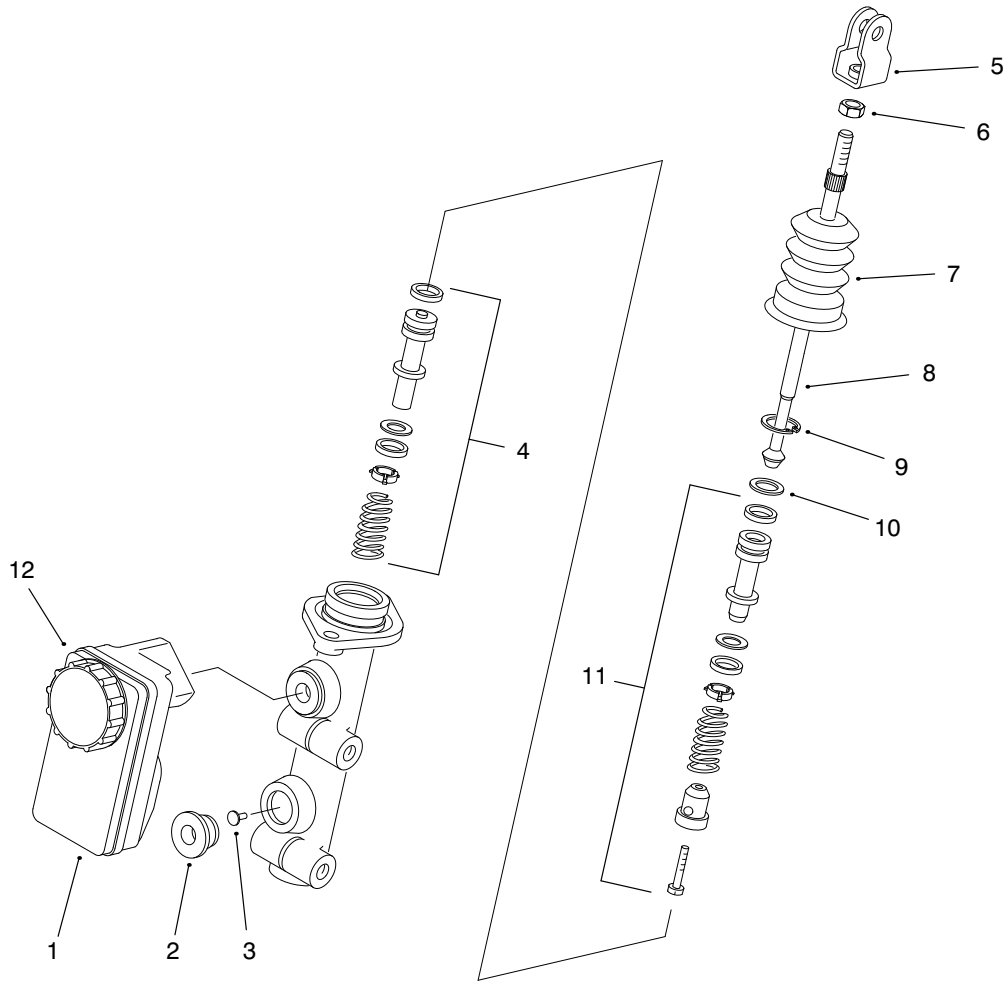


T-1585-2

BRAKE & ACCELERATOR PEDAL ASSEMBLY

Ref. No.	Part No.	Description	No. Used
1	94-3814	Tube-Hydraulic	1
2	94-3815	Tube-Hydraulic	1
3	94-3800	ASM-Master Cylinder	1
4	283-2	Pin-Clevis	1
5	87-3570	Union-Brake Line	2
6	87-2880	Shaft-Accelerator Pedal	1
7	3272-6	Pin-Cotter	1
8	302-5	Fitting-Grease	3
9	256-259	Bushing-Flange	2
10	93-8961-03	Arm-Accelerator Pedal	1
11	3272-10	Pin-Cotter	2
12	283-30	Pin-Clevis	1
13	32120-47	Ring-E	1
14	283-85	Pin-Clevis	1
15	93-8969-03	Pedal-Accelerator	1
16	32151-56	Ring-Retaining	1
17	323-7	Screw-HH	2
18	256-247	Bushing-Flange	2
19	94-5223	Bell Crank	1
20	3296-6	Nut-Lock	2
21	3256-26	Washer-Flat	1
22	3296-23	Nut-Lock	1
23	68-3840	Ball Joint	1
24	3220-3	Nut-Jam	1

Ref. No.	Part No.	Description	No. Used
25	94-5299	Rod-Link	1
26	256-155	Bushing-Flange	2
27	93-8965-03	Pedal-Brake	1
28	76-9430-03	Spring-Extension	1
29	32128-20	Nut-HFH	2
30	3296-29	Nut-Lock	1
31	3290-321	Screw-HFH	2
32	55-7120	Switch-Brake Light	1
33	3296-2	Nut-Lock	2
34	94-3821-03	Plate-Center, Frame	1
35	95-7394	Shaft-Brake	1
36	322-5	Screw-HH	1
37	3290-357	Nut-HFH	2
38	321-9	Screw-HH	1
39	3256-22	Washer-Flat	3
40	87-7660	Clamp-Tube	2
41	3296-42	Nut-Lock	1
42	94-5221	Flap-Master Cylinder	1
43	87-6620	Screw-Torx Pan Hd.	2
44	3220-16	Nut-Jam	1
45	68-3841	ASM-Ball Joint	1
46	28-0540	Bolt-Shoulder	1
47	93-7098	Cable-Accelerator	1

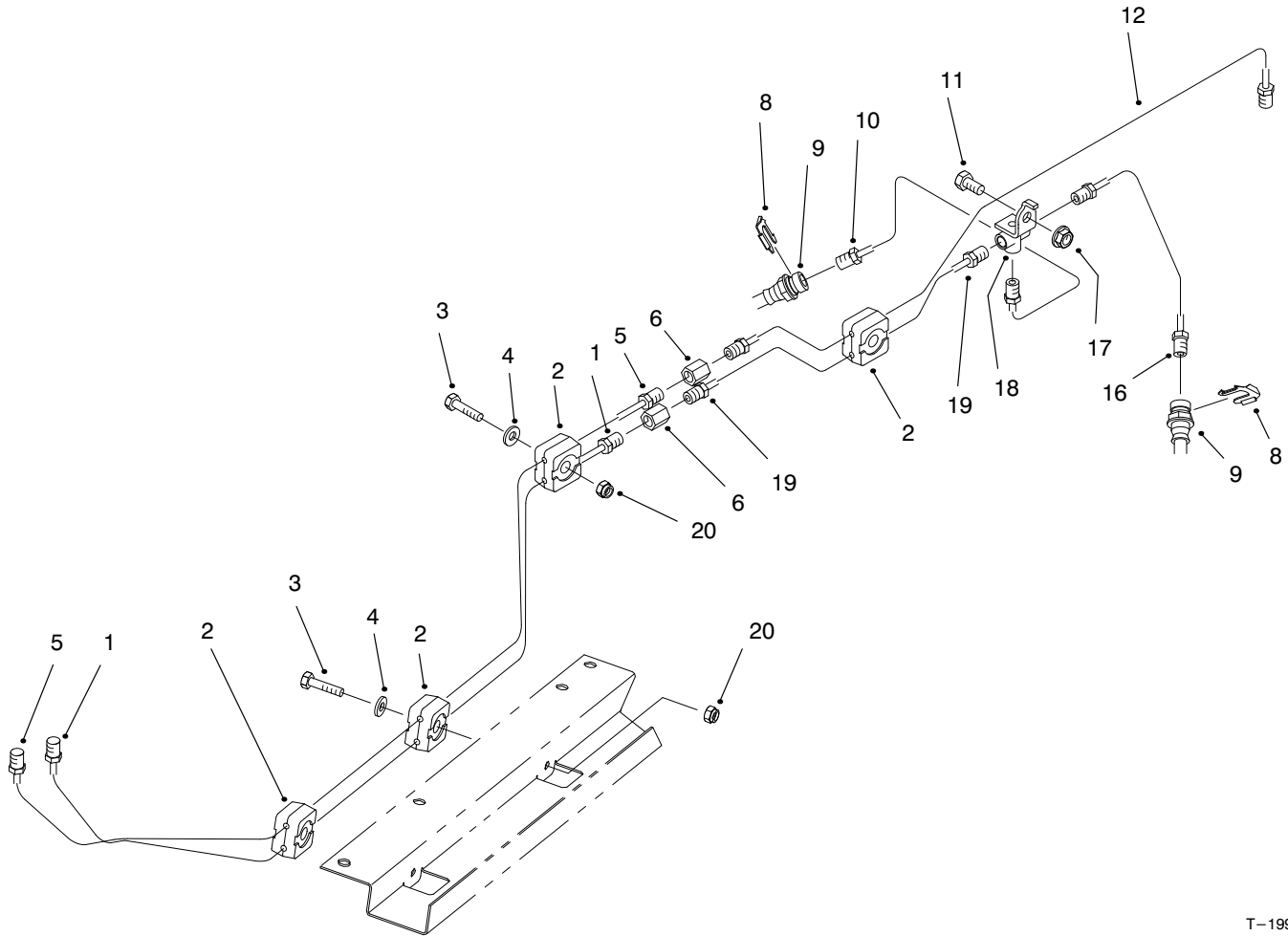


T-2339-1

MASTER BRAKE CYLINDER NO. 94-3800

Ref. No.	Part No.	Description	No. Used
1	87-3040	Reservoir - Master Cylinder (Incl. Ref. #12)	1
2	93-8971	Seal - Port, Flange	2
3	92-4103	Pin - Stop	1
4	92-4102	ASM - Secondary Piston	1
5	92-4110	Clevis	1
6	21-0360	Nut - Hex.	1

Ref. No.	Part No.	Description	No. Used
7	94-5209	Cover - Dust	1
8	94-5210	Rod - Push	1
9	92-4109	Circlip	1
10	92-4108	Washer - Retainer	1
11	92-4101	ASM - Primary Piston	1
12	92-4112	ASM - Cap	1



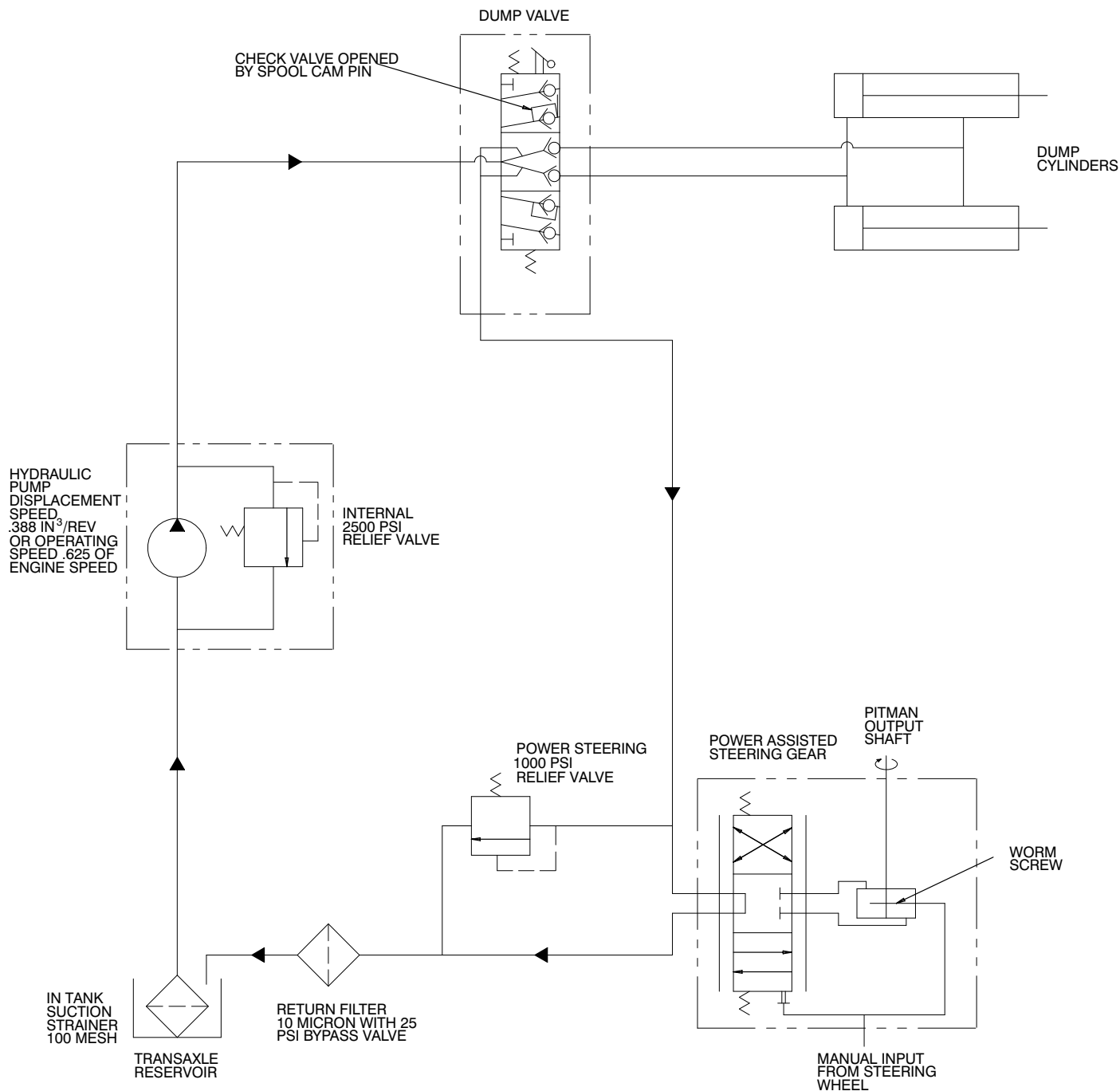
T-1990

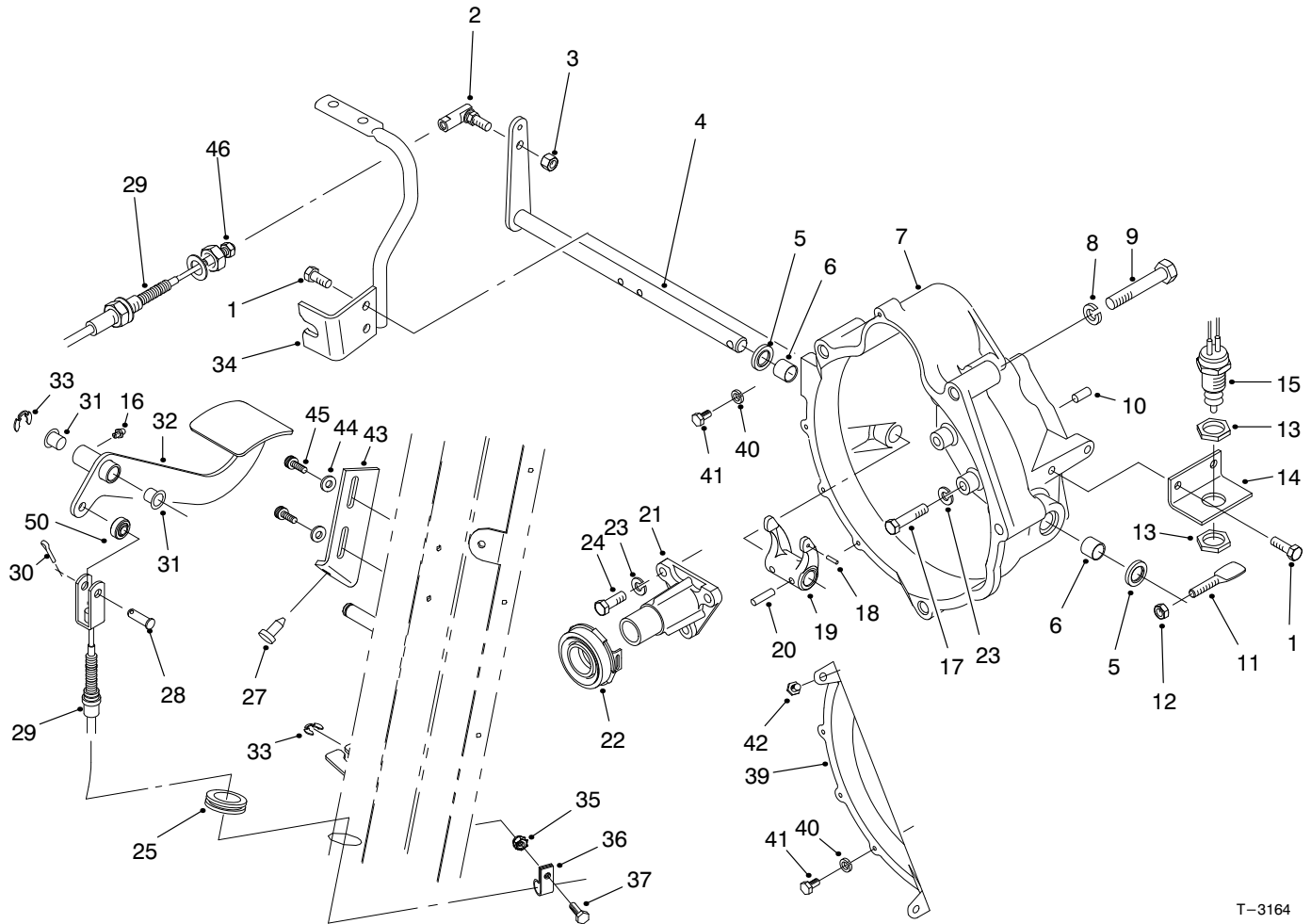
HYDRAULIC BRAKE LINE ROUTING ASSEMBLY

Ref. No.	Part No.	Description	No. Used
1	94-3820	Tube-Brake Front	1
2	87-7660	Clamp-Brake Line	8
3	321-9	Screw-HH	4
4	3256-22	Washer-Flat	5
5	94-3819	Tube-Brake Rear	1
6	87-3570	Fitting-Union	2
8	87-3580	Retainer-Brake Hose	2
9	93-7059	Hose-Brake Front	2

Ref. No.	Part No.	Description	No. Used
10	93-7081	Tube-Brake Front RH	1
11	322-2	Screw-HH	1
12	94-3842	Tube-Brake Rear	1
16	93-7082	Tube-Brake Front LH	1
17	32128-20	Nut-HFH	1
18	87-3560	Tee-Brake Line	1
19	93-7085	Tube-Brake Front	1
20	3296-42	Nut-Lock	4

HYDRAULIC SCHEMATIC



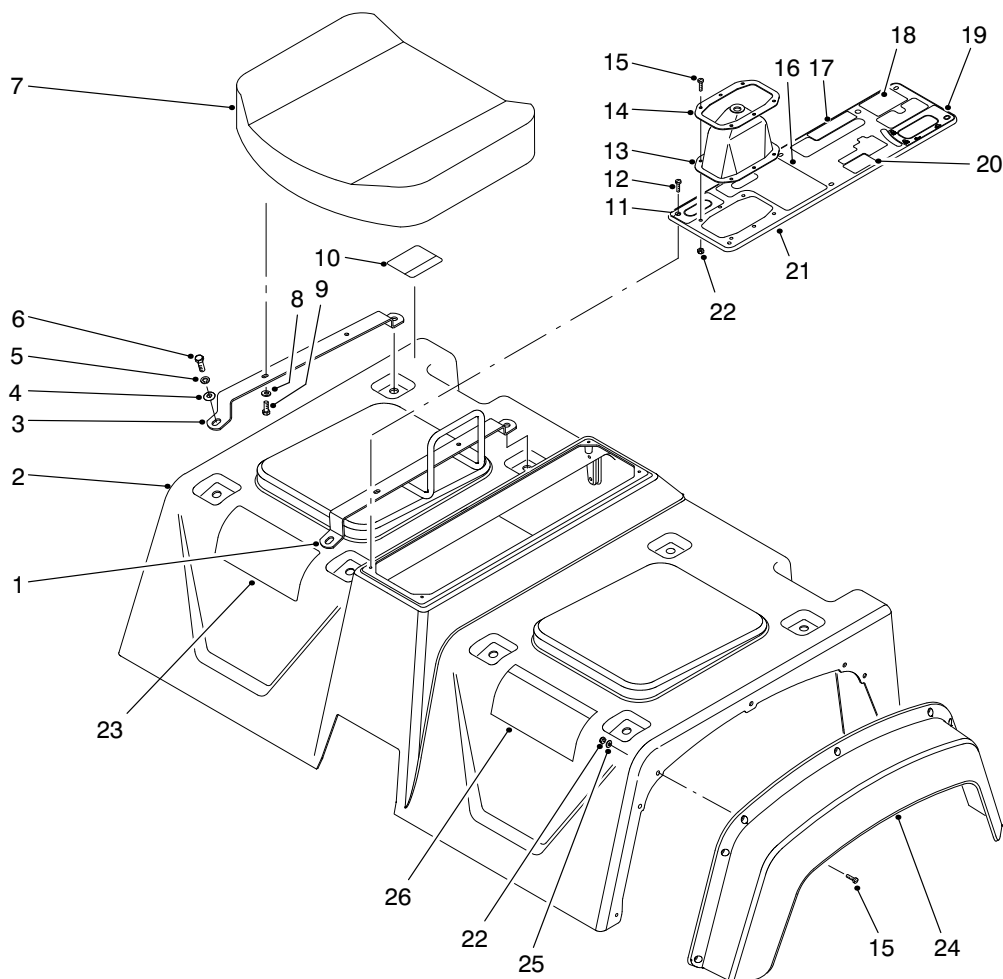


T-3164

CLUTCH LINKAGE ASSEMBLY

Ref. No.	Part No.	Description	No. Used
1	33114-020	Screw-HH	4
2	2411-33	Joint-Ball	1
3	3296-4	Nut-Lock	1
4	87-5290	Shaft-Release	1
5	87-1920	Seal-Shaft	2
6	87-3770	Bushing-Sleeve	2
7	93-7121	Housing-Bell	1
8	3253-22	Washer-Lock	4
9	56-2150	Screw-HH	4
10	87-1910	Pin-Alignment	2
11	87-5360	Paddle-Clutch, Switch	1
12	3296-29	Nut-Lock	1
13	3218-20	Nut-Jam	2
14	87-5350	Bracket-Switch	1
15	87-5490	Switch-Neutral	1
16	302-5	Fitting-Grease	1
17	33114-040	Screw-HH	9
18	32121-7	Pin-Roll	1
19	87-5300	Fork-Clutch	1
20	32121-24	Pin-Roll	2
21	87-5320	Guide-Release	1
22	87-2100	Bearing-Release	1
23	42-9850	Washer-Lock	12

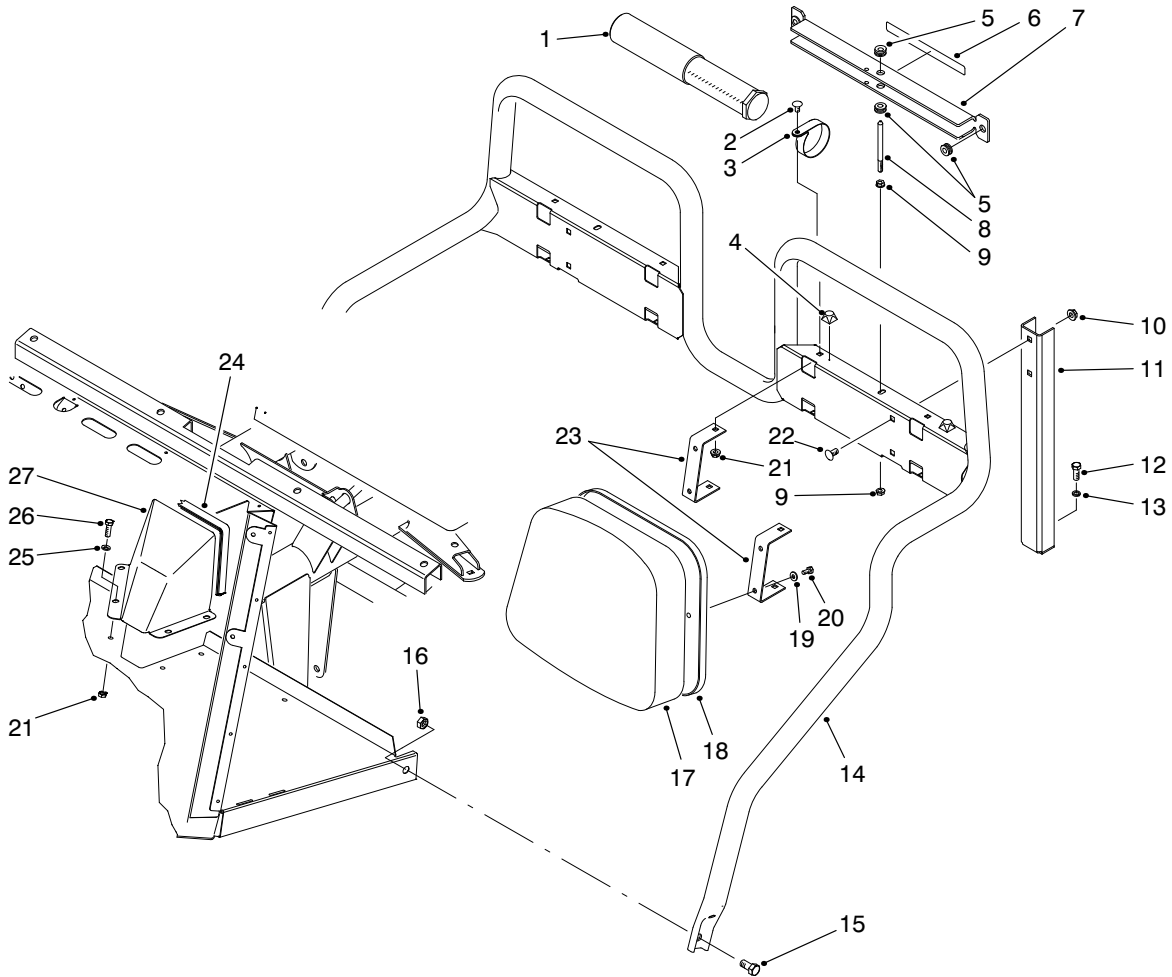
Ref. No.	Part No.	Description	No. Used
24	33114-025	Screw-HH	3
25	240-5	Grommet	1
27	87-8460	Bumper	1
28	283-75	Pin-Clevis	1
29	99-1204	ASM-Clutch Cable (Incl. Ref. #46)	1
30	3272-10	Pin-Cotter	1
31	256-156	Bushing-Flange	2
32	99-1199-03	Pedal-Clutch	1
33	32120-47	Ring-E	2
34	87-8480	ASM-Rod, Air Chamber	1
35	32128-33	Nut-HFH	1
36	2412-89	Clamp-R	1
37	321-4	Screw-HH	1
39	92-1938	Cover-Bell Housing	1
40	3253-3	Washer-Lock	4
41	33113-012	Screw-HH	4
42	92-2129	Screw-HH	2
43	87-8710	Tab-Clutch	1
44	3256-22	Washer-Flat	2
45	87-6620	Screw-Torx Pan Hd.	2
46	3220-2	Nut-Jam	1
50	99-1202	Rod End	1



T-2622

SEAT BASE ASSEMBLY

Ref. No.	Part No.	Description	No. Used	Ref. No.	Part No.	Description	No. Used
1	87-6890-03	Hold-Hand	1	17	87-6000	Decal-Differential Lock	1
2	92-4199	ASM-Skirt (Incl. Ref. #10 & 26)	1	17	92-5311	Decal-Differential Lock (Japan)	1
3	87-3800-03	Bracket-Seat Bottom	3	18	92-2609	Decal-Remote Hydraulics	1
4	3256-23	Washer-Flat	4	18	92-5346	Decal-Remote Hydraulics (Japan)	1
5	3253-4	Washer-Lock	4	19	87-6010	Decal-Dump Hydraulics	1
6	322-5	Screw-HH	8	19	92-5353	Decal-Dump Hydraulics (Japan)	1
7	87-5060	Cushion-Seat Bottom	2	20	87-6020	Decal-Parking Brake	1
8	3256-22	Washer-Flat	8	20	92-5304	Decal-Parking Brake (Japan)	1
9	321-4	Screw-HH	8	21	87-8080	ASM-Console Plate (Incl. Ref. #11 & 16-20)	1
10	87-5930	Decal-Caution	1	22	3296-2	Nut-Lock	20
10	92-5325	Decal-Caution (Japan)	1	23	99-1217	Decal-Quick Ref. 4200	1
11	87-5960	Decal-Axle Range	1	24	87-9480	Fender-Front	2
11	92-5318	Decal-Axle Range (Japan)	1	25	3256-61	Washer-Flat	14
12	32144-52	Screw-TAP	6	26	87-5920	Decal-Danger	1
13	87-8620	Boot-Shift	1	26	92-6408	Decal-Danger (Japan)	1
14	87-3760-03	Plate-Shift Boot	1				
15	3250-13	Screw-PPH	20				
16	87-5970	Decal-PTO	1				
16	92-5360	Decal-PTO (Japan)	1				

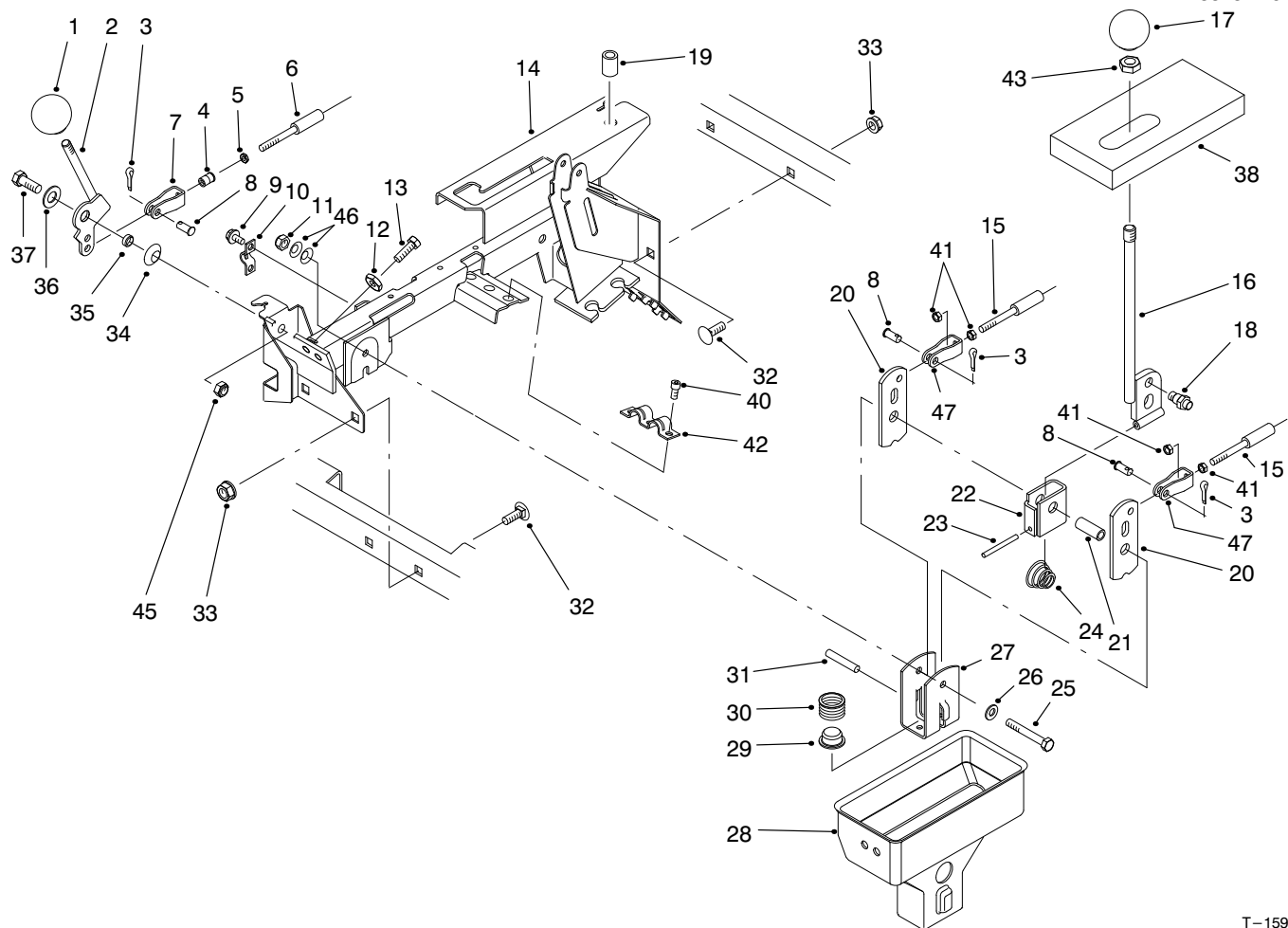


T-2009

SEAT BACK ASSEMBLY

Ref. No.	Part No.	Description	No. Used
1	74-0720	Tube-Manual	1
2	3230-18	Bolt-CARR	8
3	2412-133	Clamp-R	2
4	111071	Bumper	2
5	92-5972	Grommet	4
6	87-7930	Decal-Danger	1
6	92-6415	Decal-Danger (Japan)	1
7	87-7950	ASM-Bed Support (Incl. Ref. #5 & 6)	1
8	87-7940	Stud	1
9	32128-44	Nut-HFH	2
10	3290-357	Nut-HFH	4
11	87-2510-03	Bracket-Seat Frame	2
12	323-6	Screw-HH	2
13	3253-21	Washer-Lock	2

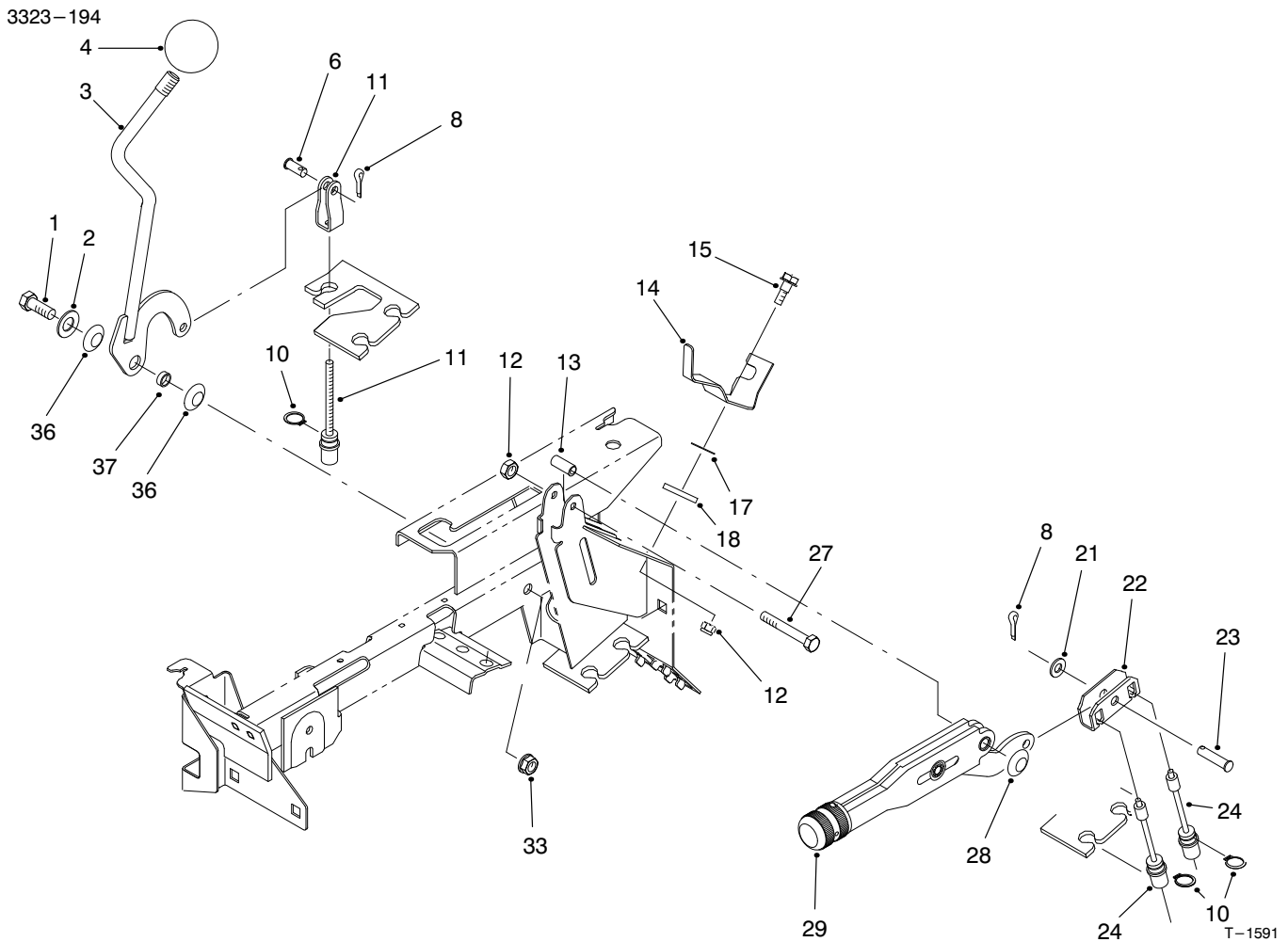
Ref. No.	Part No.	Description	No. Used
14	87-6170-03	Frame-Seat	1
15	325-4	Screw-HH	2
16	3296-23	Nut-Lock	2
17	87-6290	Cushion-Seat Back	2
18	87-6280	Plate-Seat Back	2
19	3256-22	Washer-Flat	8
20	321-4	Screw-HH	8
21	32128-20	Nut-HFH	12
22	3231-21	Bolt-CARR	4
23	87-6240-03	Bracket-Seat Back	4
24	87-9660	Trim	1
25	3256-23	Washer-Flat	4
26	322-3	Screw-HH	4
27	87-9650-03	Cover-Steering Gear	1



T-1590

HI-LO & SHIFT LEVER ASSEMBLY

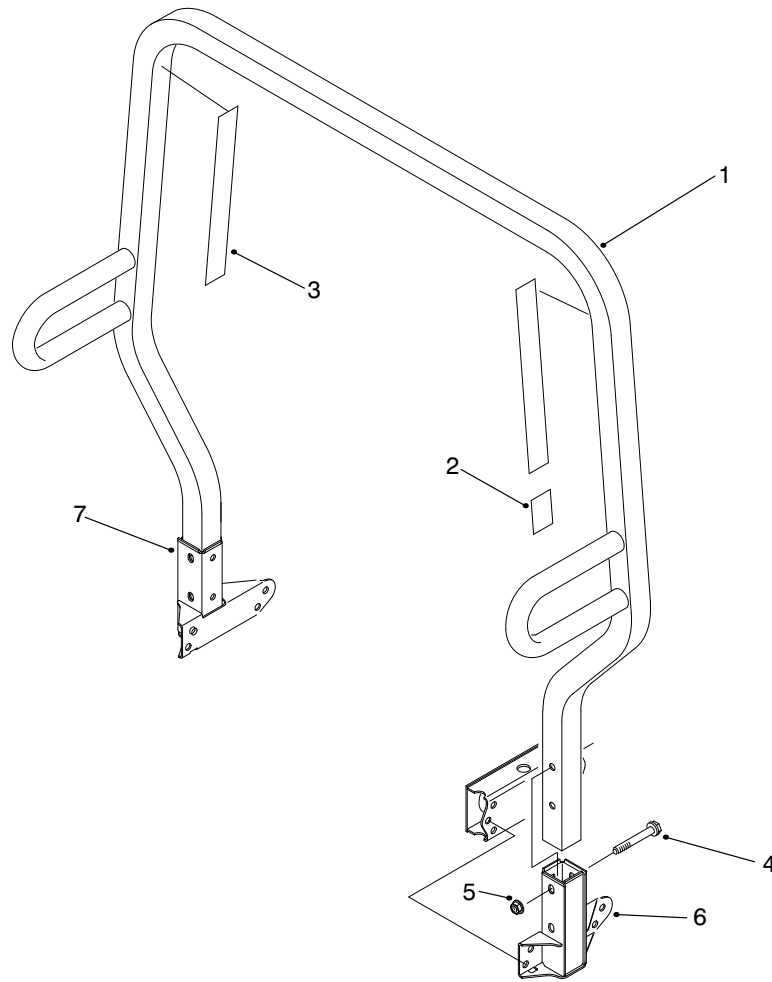
Ref. No.	Part No.	Description	No. Used	Ref. No.	Part No.	Description	No. Used
1	233-37	Knob	1	22	87-6040	Bracket-Shifter	1
2	87-4350	Lever-Hi-Lo	1	23	32121-48	Pin-Roll	1
3	3272-6	Pin-Cotter	3	24	87-2900	Spring-Compression	1
4	32148-15	Insert-Threaded	1	25	322-12	Screw-HH	1
5	3219-14	Nut-Jam	1	26	87-8640	Washer-Flat	1
6	93-7106	ASM-Hi-Lo Cable (Incl. Ref. #5)	1	27	87-3520	Clevis	1
7	87-7160	ASM-Clevis, Cable (Incl. Ref. #4)	1	28	87-2260	Boot-Shift Lower	1
8	283-62	Pin-Clevis	3	29	87-3530	Button-Shifter	1
9	32144-4	Screw-HFH	2	30	87-3660	Spring-Compression	1
10	87-4340	Clamp-Cable	1	31	3290-507	Pin-Dowel	1
11	3296-58	Nut-Lock	1	32	3231-21	Bolt-CARR	4
12	3220-3	Nut-Jam	2	33	3290-357	Nut-HFH	4
13	3211-8	Screw-HH	2	34	3290-221	Washer-Spring	1
14	94-5202	ASM-Lever Support (Incl. Ref. #19)	1	35	76-9100	Spacer-Hi-Lo Lever	1
15	93-7105	ASM-Cable (Incl. Ref. #41)	2	36	49-9150	Washer-Flat	1
16	87-2040	Lever-Shift	1	37	323-6	Screw-HH	1
17	87-6720	Knob	1	38	87-6570	Foam-Seal	1
18	87-3650	Pin-Shift	1	40	65-5220	Screw-HSH	3
19	32148-7	Nut-Clinch	2	41	3220-1	Nut-Jam	4
20	87-3540	Link-Shift	2	42	87-4960	Clamp-Cable	1
21	87-2520	Tube-Pivot	1	43	3218-18	Nut-Jam	1
				45	3296-39	Nut-Lock	1
				46	3290-456	Washer-Belleville	2
				47	87-2310	Clevis-Cable	2



DIFFERENTIAL LOCK & PARKING BRAKE ASSEMBLY

Ref. No.	Part No.	Description	No. Used
1	323-6	Screw-HH	1
2	49-9150	Washer-Flat	1
3	87-5030	Lever-Differential Lock	1
4	233-48	Knob	1
6	283-62	Pin-Clevis	1
8	3272-6	Pin-Cotter	1
10	32120-47	Ring-Retaining	3
11	87-4460	ASM-Differential Lock Cable	1
12	3296-42	Nut-Lock	1
13	87-4710	Spacer-Barking Brake	1
14	87-6640-03	Lever-Dump Stop	1
15	42-3560	Screw-Shoulder	1

Ref. No.	Part No.	Description	No. Used
17	3290-478	Washer-Belleville	1
18	71-5320	Washer-Flat	1
21	3256-23	Washer-Flat	1
22	87-3480	Plate-Brake Equalizer	1
23	94-3829	Pin-Clevis	1
24	87-8240	Cable-Parking Brake	2
27	321-9	Screw-HH	1
28	3290-477	Washer-Curved	1
29	87-2710-03	Lever-Parking Brake	1
33	3296-39	Nut-Lock	1
36	3290-221	Washer-Spring	2
37	76-2290	Spacer	1

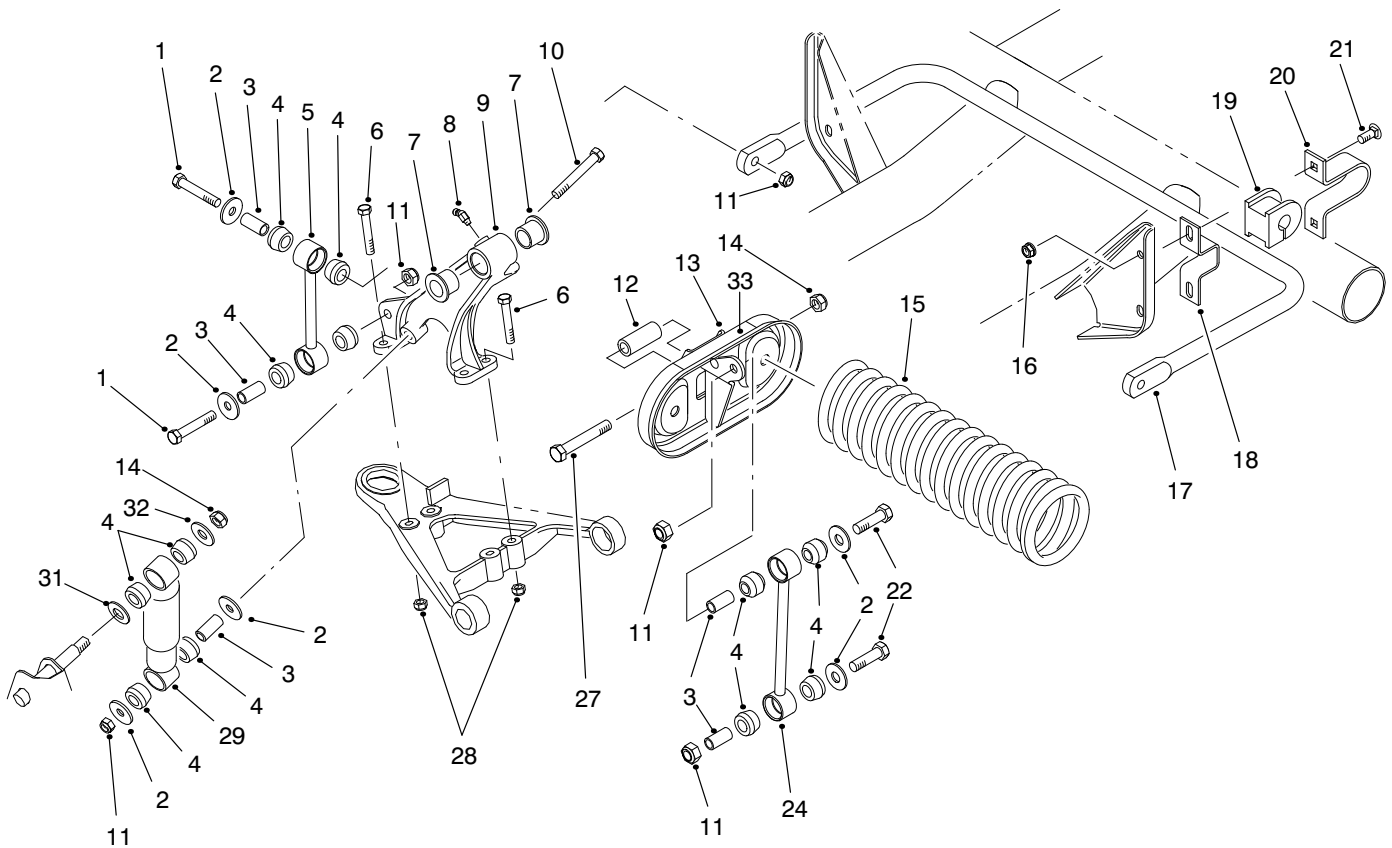


T-1592

ROLL OVER PROTECTION ASSEMBLY (R.O.P.S.)

Ref. No.	Part No.	Description	No. Used
1	87-7090	ASM-Frame, R.O.P.S. (Incl. Ref. #2 & 3)	1
2	87-5940	Decal-Rollover	1
2	92-5388	Decal-Rollover (Japan)	1
3	87-5980	Decal-ROPS	2

Ref. No.	Part No.	Description	No. Used
3	92-5381	Decal-R.O.P.S. (Japan)	2
4	3234-40	Screw-HFH	4
5	32128-23	Nut-HFH	4
6	87-6950-03	Receiver-LH	1
7	87-6960-03	Receiver-RH	1



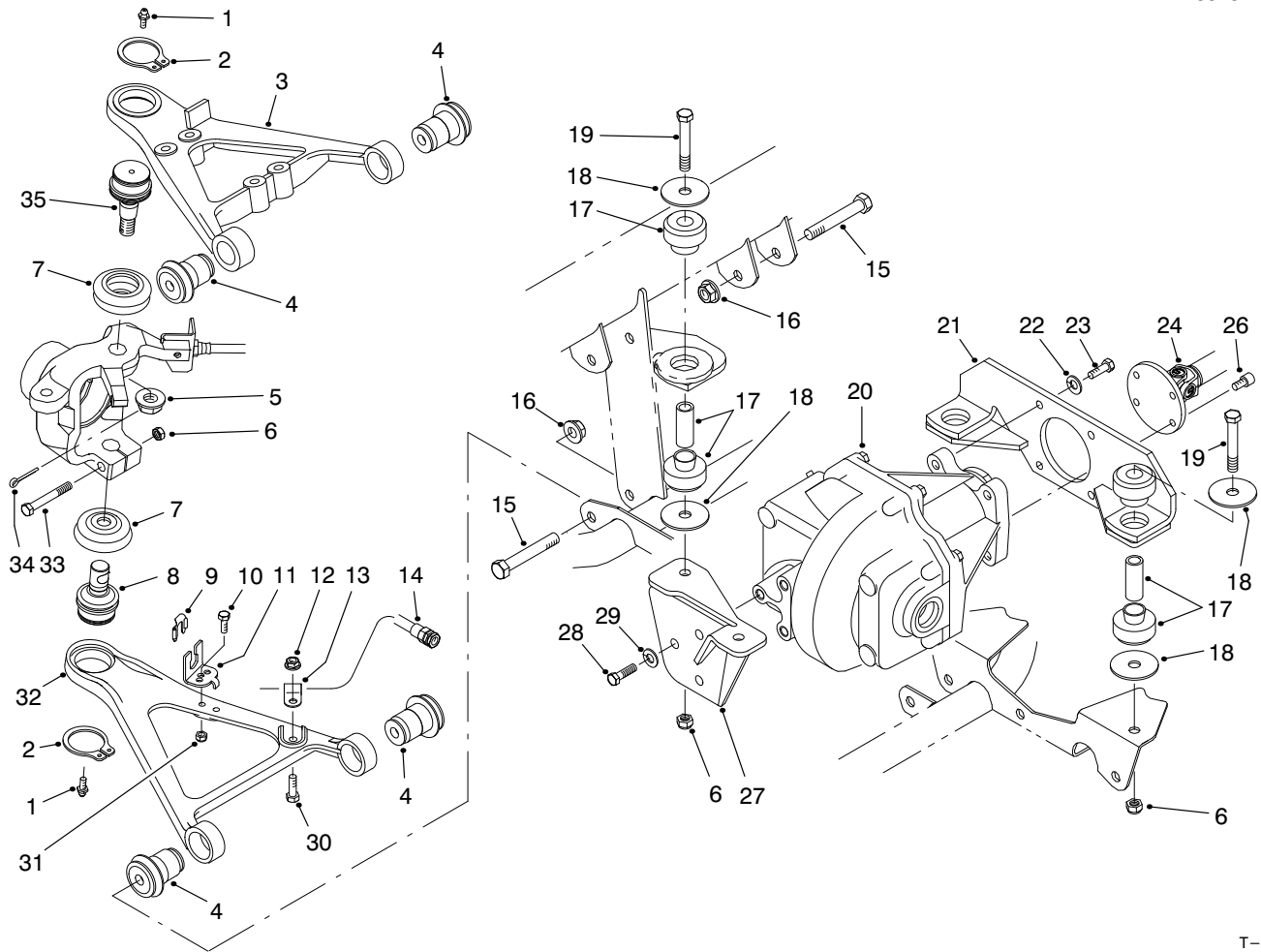
T-1593

FRONT SUSPENSION ASSEMBLY

Ref. No.	Part No.	Description	No. Used
1	324-10	Screw-HH	4
2	87-5330	Washer	8
3	87-3600	Spacer	10
4	87-3920	Bushing-Rubber	16
5	87-3860-03	Link-Anti-Sway Bar	2
6	323-12	Screw-HH	8
7	33-3090	Bushing-Flange	4
8	302-11	Fitting-Grease	1
9	87-0150-03	Tower-Control Arm RH	1
*	87-0160-03	Tower-Control Arm LH	1
10	324-13	Screw-HH	2
11	3296-48	Nut-Lock	10
12	87-2500	Sleeve-Spring Pivot	2
13	87-7150	ASM-Cradle, Spring (Incl. Ref. #33)	2
14	3296-23	Nut-Lock	4

Ref. No.	Part No.	Description	No. Used
15	87-0690-03	Spring-Compression	2
16	3290-357	Nut-HFH	4
17	87-3850-03	Bar-Anti-Sway	1
18	87-3890-03	Bracket-Anti-Sway Bar	2
19	87-3910	Bushing-Anti-Sway Bar	2
20	87-4010-03	Clamp-Anti-Sway Bar	2
21	3231-25	Bolt-CARR	4
22	324-9	Screw-HH	4
24	87-2480-03	Link-Stabilizer	2
27	325-13	Screw-HH	2
28	3296-39	Nut-Lock	8
29	87-3110	Absorber-Shock	2
31	3256-27	Washer-Flat	2
32	3256-6	Washer-Flat	2
33	44-0760	Decal-Warning	2
33	92-6493	Decal-Warning (Japan)	2

*Not Illustrated

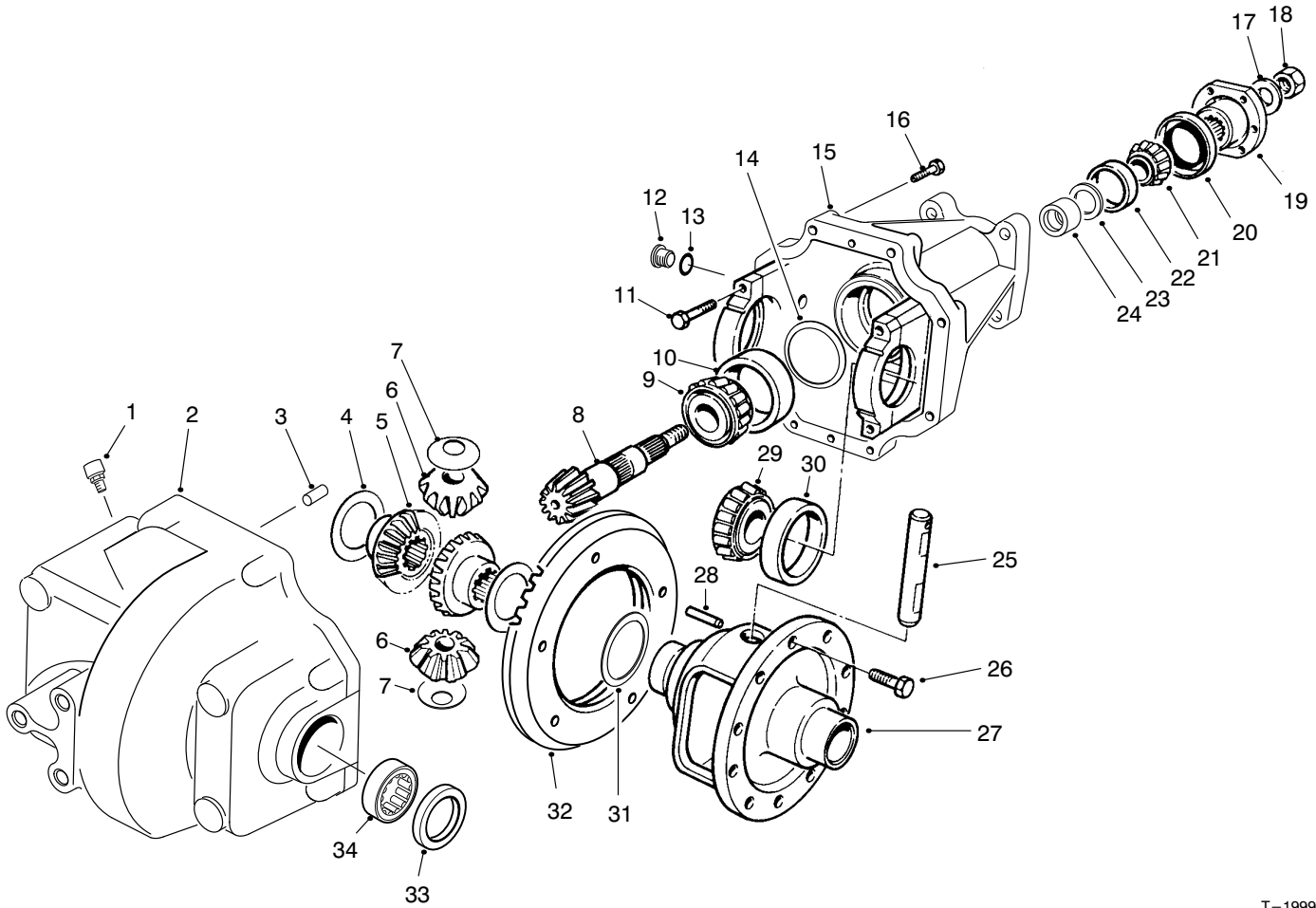


T-1991

FRONT SUSPENSION CONTROL ARM ASSEMBLY

Ref. No.	Part No.	Description	No. Used	Ref. No.	Part No.	Description	No. Used
1	302-5	Fitting-Grease	4	18	87-5100	Washer-Snubbing	8
2	32151-104	Ring-Retaining	4	19	324-12	Screw-HH	4
3	93-7135-03	Arm-Control Upper RH	1	20	93-7054	ASM-Front Differential	1
*	93-7133-03	Arm-Control Upper LH	1	21	93-7074-03	Mount-Differential Rear	1
4	87-1450	Bushing-Flange	8	22	3253-21	Washer-Lock	4
5	32136-2	Nut-Hex. Slotted	2	23	323-7	Screw-HH	4
6	3296-48	Nut-Lock	6	24	93-7116	ASM-Differential Driveshaft	1
7	87-2420	Seal-Lower Ball	4	26	3274-97	Screw-HSH	6
8	93-7052	Joint-Ball	2	27	93-7118-03	Bracket-Differential Front	1
9	87-3580	Retainer	2	28	324-5	Screw-HH	3
10	321-6	Screw-HH	2	29	3253-6	Washer-Lock	3
11	93-7070	Bracket-Brake Hose	2	30	322-5	Screw-HH	2
12	32128-20	Nut-HFH	2	31	3296-42	Nut-Lock	2
13	2412-10	Clamp-R	2	32	87-0210-03	Arm-Control Lower RH	1
14	93-7059	Hose-Brake Front	2	*	87-0220-03	Arm-Control Lower LH	1
15	325-13	Screw-HH	8	33	324-11	Screw-HH	2
16	3296-23	Nut-Lock	8	34	3272-11	Pin-Cotter	2
17	87-4970	ASM-Engine Mount	4	35	87-1430	Joint-Upper Ball	2

*Not Illustrated



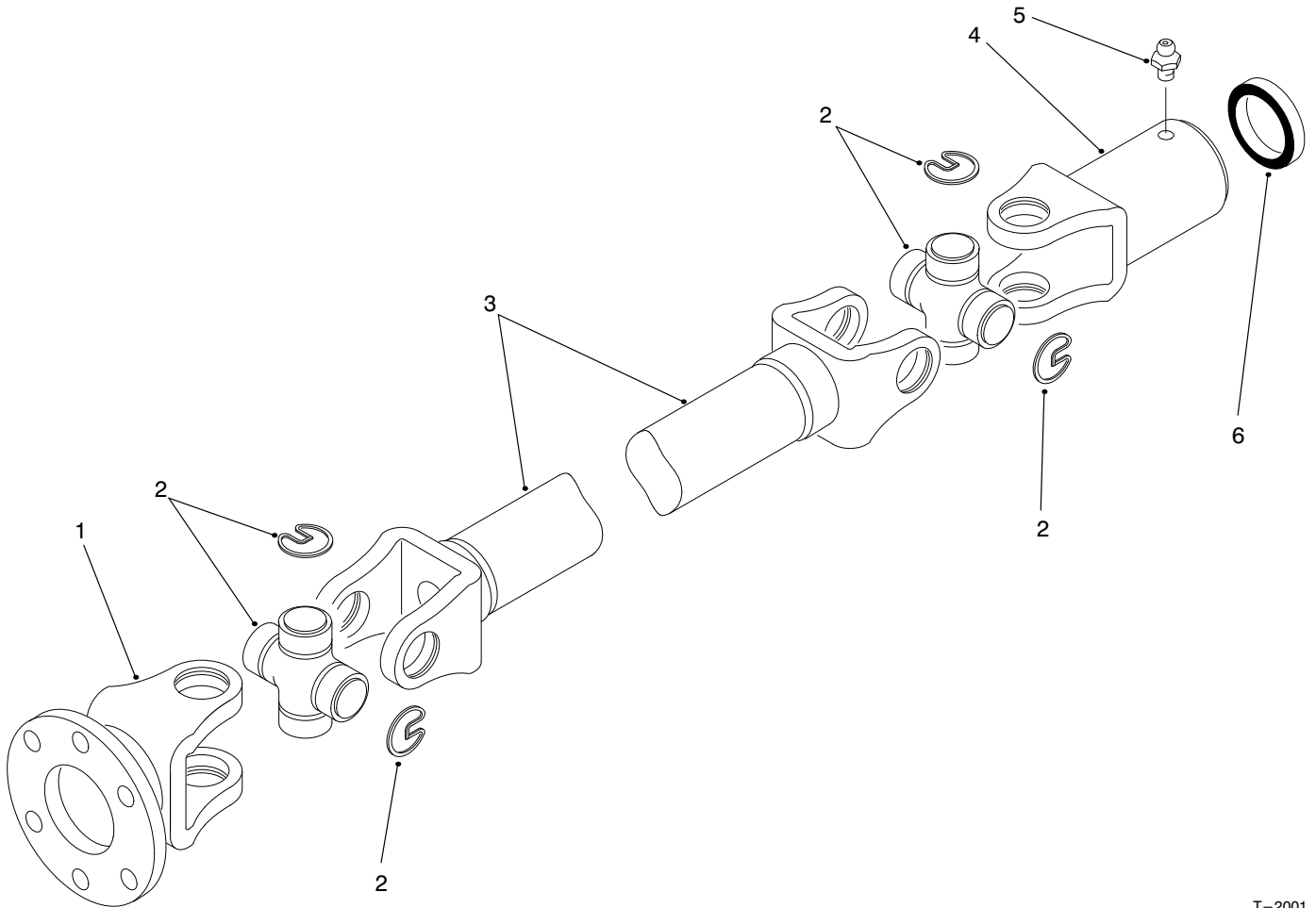
T-1999

FRONT DIFFERENTIAL ASSEMBLY NO. 93-7054

Ref. No.	Part No.	Description	No. Used
1	93-8910	Vent	1
2	93-8908	Housing-Front	1
3	21-8270	Pin-Alignment	2
4	21-7720	Washer-Thrust	2
5	93-8911	Gear-Bevel Side	2
6	21-7690	Gear-Pinion	2
7	21-7730	Washer-Thrust	2
8	93-3618	ASM-Pinion & Ring Gear (Incl. Ref. #32)	1
9	43-6760	Cone-Bearing	1
10	43-6750	Cup-Bearing	1
11	92-1773	Screw-HH	4
12	93-8916	ASM-Plug (Incl. Ref. #13)	2
13	237-79	O-Ring	2
14	43-6710	Shim-.003"	A/R
*	43-6711	Shim-.005"	A/R
*	43-6712	Shim-.010"	A/R
*	43-6713	Shim-.030"	A/R
15	93-8900	ASM-Carrier (Incl. Ref. #11)	1
16	93-8909	Screw-HH	8
17	71-4340	Washer	1
18	71-4350	Nut-Lock	1
19	93-8903	Flange	1

Ref. No.	Part No.	Description	No. Used
20	71-4330	Seal-Oil	1
21	93-8904	Shim-.003"	A/R
*	93-8905	Shim-.005"	A/R
*	93-8906	Shim-.010"	A/R
*	93-8907	Shim-.030"	A/R
22	264-91	Cone-Bearing	1
23	254-90	Cup-Bearing	1
24	93-8902	Spacer-Bearing	1
25	21-7700	Shaft-Pinion	1
26	21-7770	Screw-HH	5
27	21-7670	Case-Differential	1
28	32121-15	Pin-Roll	1
29	254-65	Cone-Bearing	2
30	254-66	Cup-Bearing	2
31	21-8090	Shim-.003"	A/R
*	21-8100	Shim-.005"	A/R
*	21-8110	Shim-.010"	A/R
*	21-8120	Shim-.030"	A/R
32		Gear-Ring	1
33	93-8918	Seal-Oil	2
34	93-8917	Bearing-Needle	2
*	93-8901	ASM-Differential Case (Incl. Ref. #4-7, 25, 27 & 28)	1

*Not Illustrated



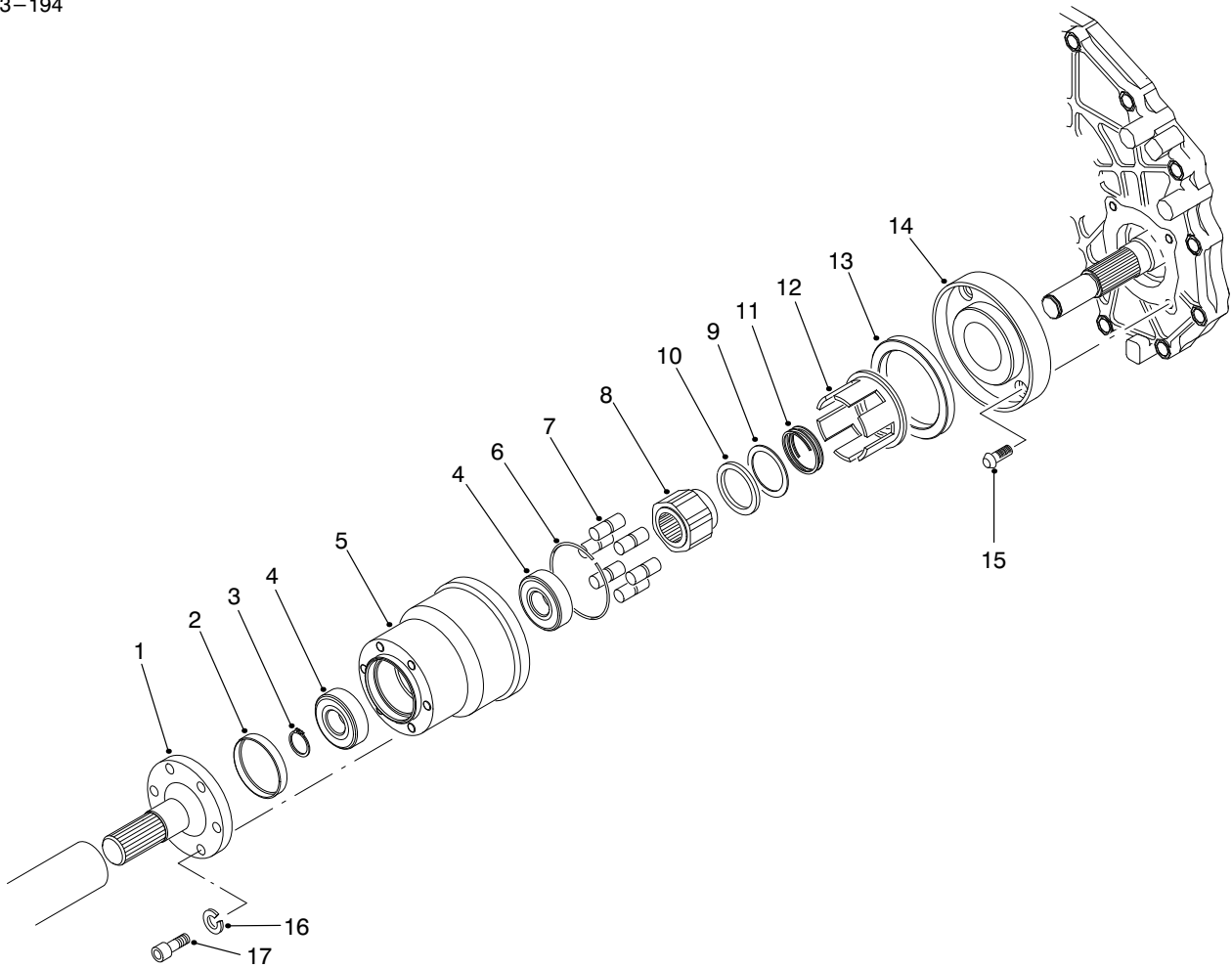
T-2001

DIFFERENTIAL DRIVESHAFT ASSEMBLY NO. 93-7116

Ref. No.	Part No.	Description	No. Used
1	92-4193	Yoke-Flange	1
2	54-9180	Kit-Cross & Bearing	2
3	92-4194	Yoke-Tube	1
4	92-4195	ASM-Slip Yoke (Incl. Ref. #5)	1

Ref. No.	Part No.	Description	No. Used
5	302-11	Fitting-Grease	1
6	92-4196	Seal	1
*	93-7116	ASM-Driveshaft (Incl. Ref. #1-6)	1

*Not Illustrated



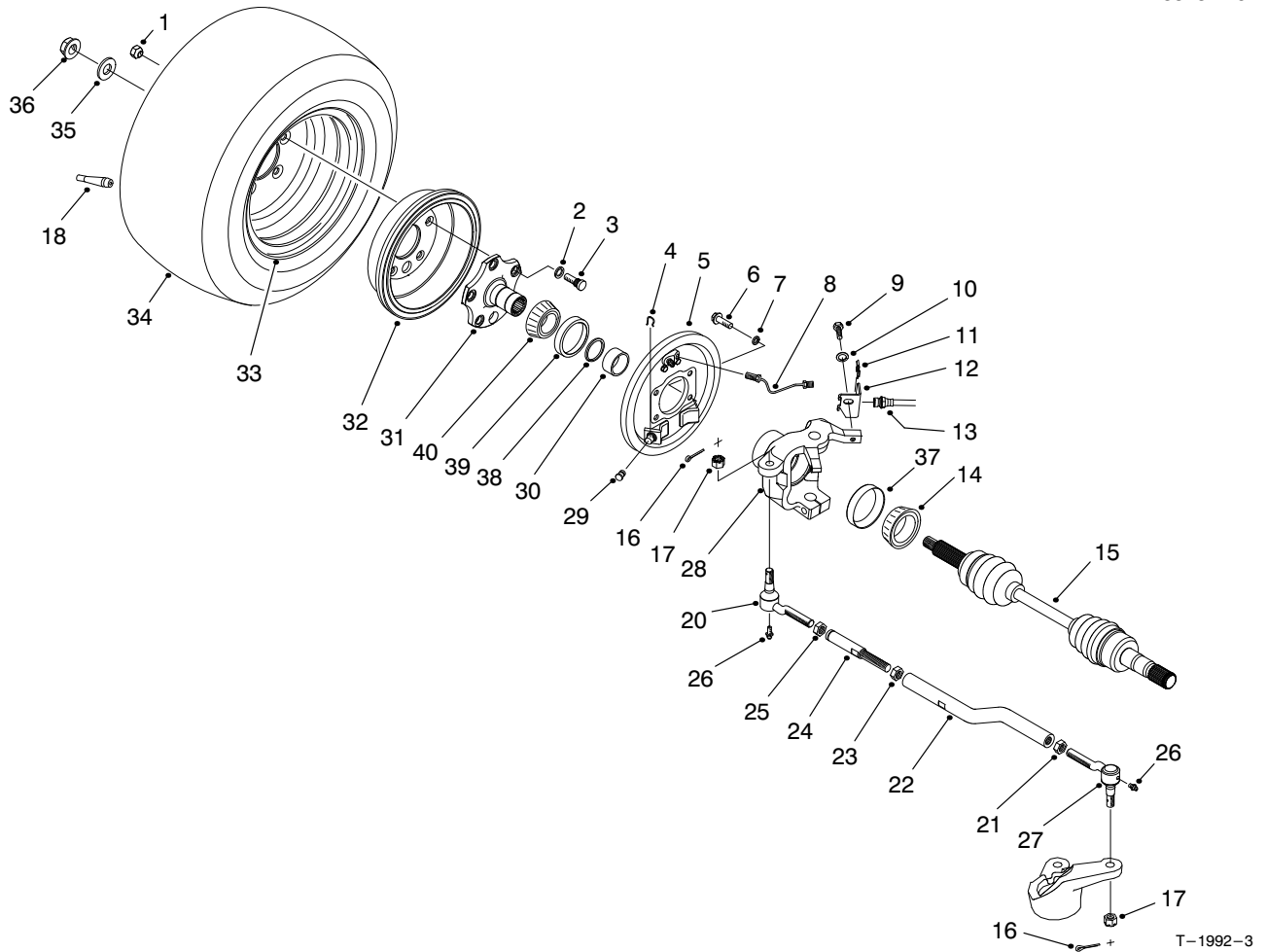
T-1993

BIDIRECTIONAL CLUTCH ASSEMBLY

Ref. No.	Part No.	Description	No. Used
1	87-9840	Shaft-Clutch	1
2	87-9220	Plug-Seal	1
3	87-9370	Ring-Retaining	1
4	251-8	Bearing-Ball	2
5	93-8920	Housing & Race	1
6	93-8922	Spring-Garter	1
7	93-8925	Roller	6
8	93-8924	Cam	1
9	93-8929	Washer-Thrust	1
10	93-8919	Bearing-Thrust	1

Ref. No.	Part No.	Description	No. Used
11	93-8923	Spring	1
12	93-8921	Cage	1
13	87-9360	Seal-Oil	1
14	93-7117	Plate-Adaptor	1
15	3274-96	Screw	4
16	3253-4	Washer-Lock	6
17	3274-97	Screw-HSH	6
*	93-7115	ASM-Bidirectional Clutch (Incl. Ref. #5-12)	1

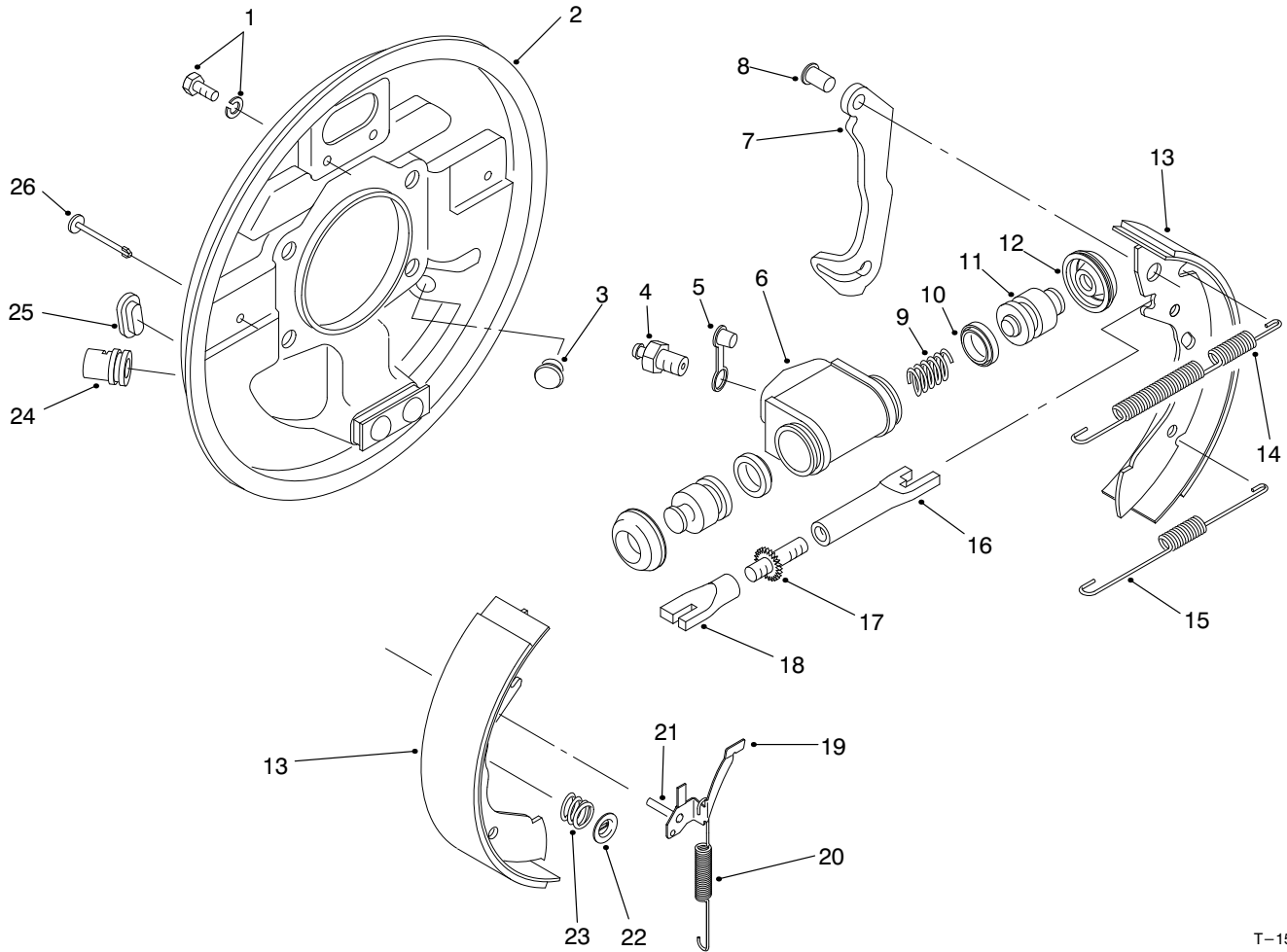
*Not Illustrated



FRONT WHEEL ASSEMBLY

Ref. No.	Part No.	Description	No. Used	Ref. No.	Part No.	Description	No. Used
1	23-7270	Nut-Lug	10	21	3218-21	Nut-Jam (Left Hand Threaded)	2
2	3253-6	Washer-Lock	10	22	93-7056	Rod-Tie RH	1
3	87-2080	Screw-HH	10	*	93-7057	Rod-Tie LH	1
4	87-3310	Clip-Brake Cable	2	23	3220-7	Nut-Jam	1
5	87-9170	ASM-Brake, RH	1	24	93-7055	Turnbuckle	1
*	87-9180	ASM-Brake, LH	1	25	3220-11	Nut-Jam	2
6	323-6	Screw-HH	8	26	302-5	Fitting-Grease	4
7	3253-21	Washer-Lock	8	27	94-3807	ASM-Tie Rod End (Incl. Ref. #16-17 & 26)	2
8	93-7080	Tube-Brake RH	1	28	87-9600-03	Housing-Axle RH	1
*	93-7079	Tube-Brake LH	1	*	87-9620-03	Housing-Axle LH	1
9	323-4	Screw-HH	2	29	87-3450	Plug	2
10	3256-24	Washer-Flat	2	30	87-9210	Spacer	2
11	87-3580	Retainer	2	31	87-9190-03	Stub-Axle	2
12	93-7071	Bracket-Brake Hose RH	1	32	93-7128	Drum-Brake	2
*	93-7058	Bracket-Brake Hose LH	1	33	87-7520	Rim	2
13	93-7059	Hose-Brake Front	2	34	94-5261	Tire	2
14	87-9200	Bearing-Matched Set	2	*	Optional	Tire-Hard Surface Options (See Dealer/Distributor for Tire Selection Guide)	2
15	93-7078	ASM-Constant Velocity Joint	2	35	87-3060	Washer-Flat	2
16	3272-12	Pin-Cotter	4	36	32128-53	Nut-HFH	2
17	32136-3	Nut-Hex. Slotted	4				
18	237-27	Stem-Valve	2				
20	94-3804	ASM-Tie Rod End (Left Hand Threaded) (Incl. Ref. #16-17 & 26)	2				

*Not Illustrated



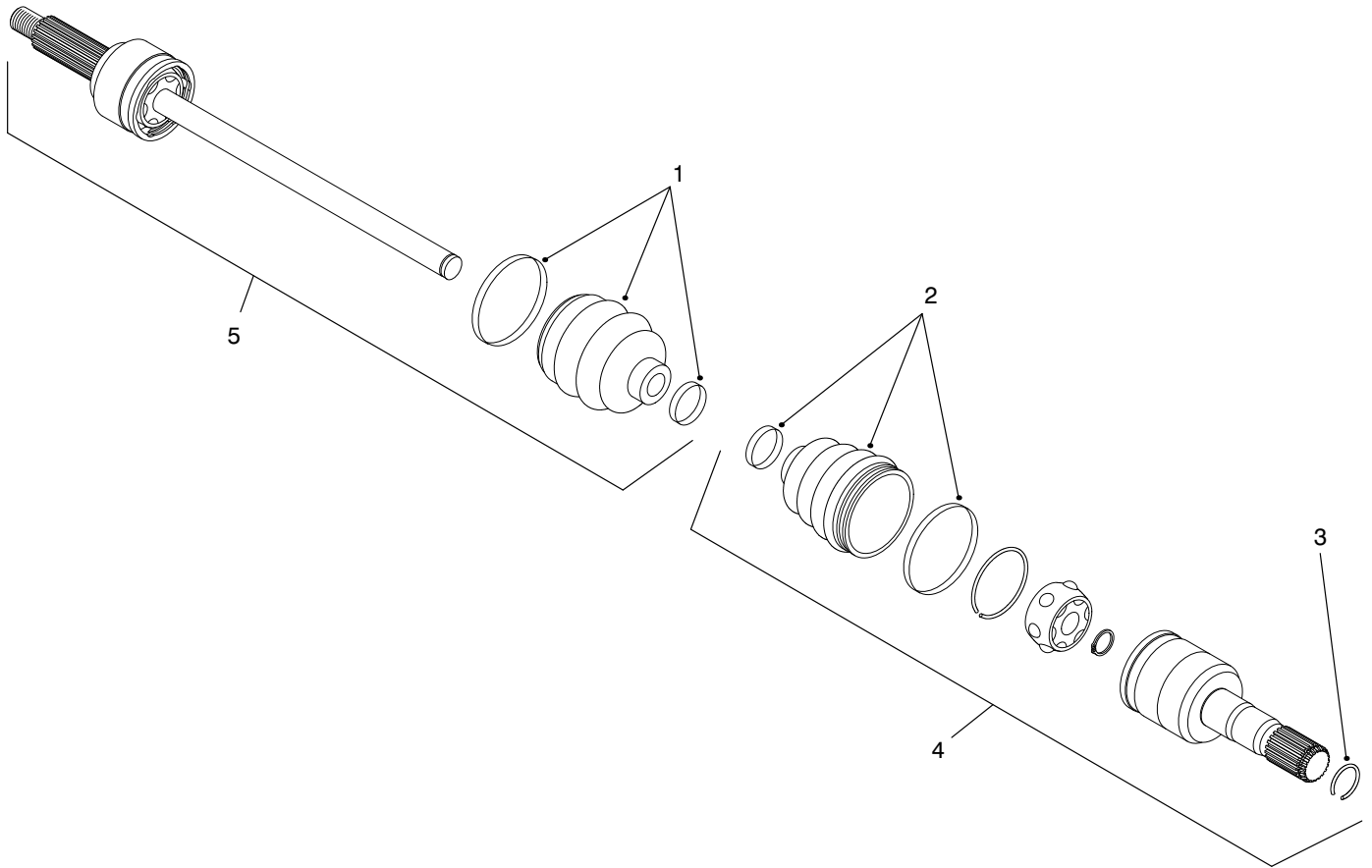
T-1596

FRONT BRAKE ASSEMBLY

Ref. No.	Part No.	Description	No. Used
1	92-4135	Set Bolt	2
2	92-4136	ASM-Backplate LH (Incl. Ref. #24)	1
*	92-4100	ASM-Backplate RH (Incl. Ref. #24)	1
3	92-4146	Plug	1
4	92-4113	Screw-Bleed	1
5	92-4114	Cap-Bleed Screw	1
6		Body	1
7		Lever-Operating LH/RH	1
8		Pin	1
9		Spring	1
10		Seal-'L' Type	2
11		Piston	2
12		Cover-Dust	2
13	92-4143	Shoe & Lining Set (Incl. Ref. #7 & 8)	1
14	92-4147	Spring-Shoe, Upper LH	1
*	92-4148	Spring-Shoe, Upper RH	1
15	92-4149	Spring-Shoe, Lower	1
16		Pushrod-Female LH	1
*		Pushrod-Female RH	1
17		Bolt-Adjuster	1
18		Sleeve-Adjuster	1

Ref. No.	Part No.	Description	No. Used
19	92-4123	ASM-Pawl LH (Incl. Ref. #21)	1
*	92-4124	ASM-Pawl RH (Incl. Ref. #21)	1
20	92-4150	Spring-Adjuster, LH	1
*	92-4151	Spring-Adjuster, RH	1
21		Pin-Pawl	1
22	92-4131	Washer-Hold Down	2
23	92-4152	Spring-Hold Down	2
24		Guide-Pipe	1
25	92-4134	Plug-Inspection	1
26	92-4133	Pin-Hold Down	2
*	92-4144	ASM-Adjuster LH (Incl. Ref. #16-18)	1
*	92-4145	ASM-Adjuster RH (Incl. Ref. #16-18)	1
*	92-4117	ASM-Wheel Cylinder LH (Incl. Ref. #4-6 & 9-12)	1
*	92-4118	ASM-Wheel Cylinder RH (Incl. Ref. #4-6 & 9-12)	1
*	92-4119	Kit-Seal (Incl. Ref. #10 & 12)	1
*	87-9170	ASM-Front Brake RH (Complete)	1
*	87-9180	ASM-Front Brake LH (Complete)	1

*Not Illustrated

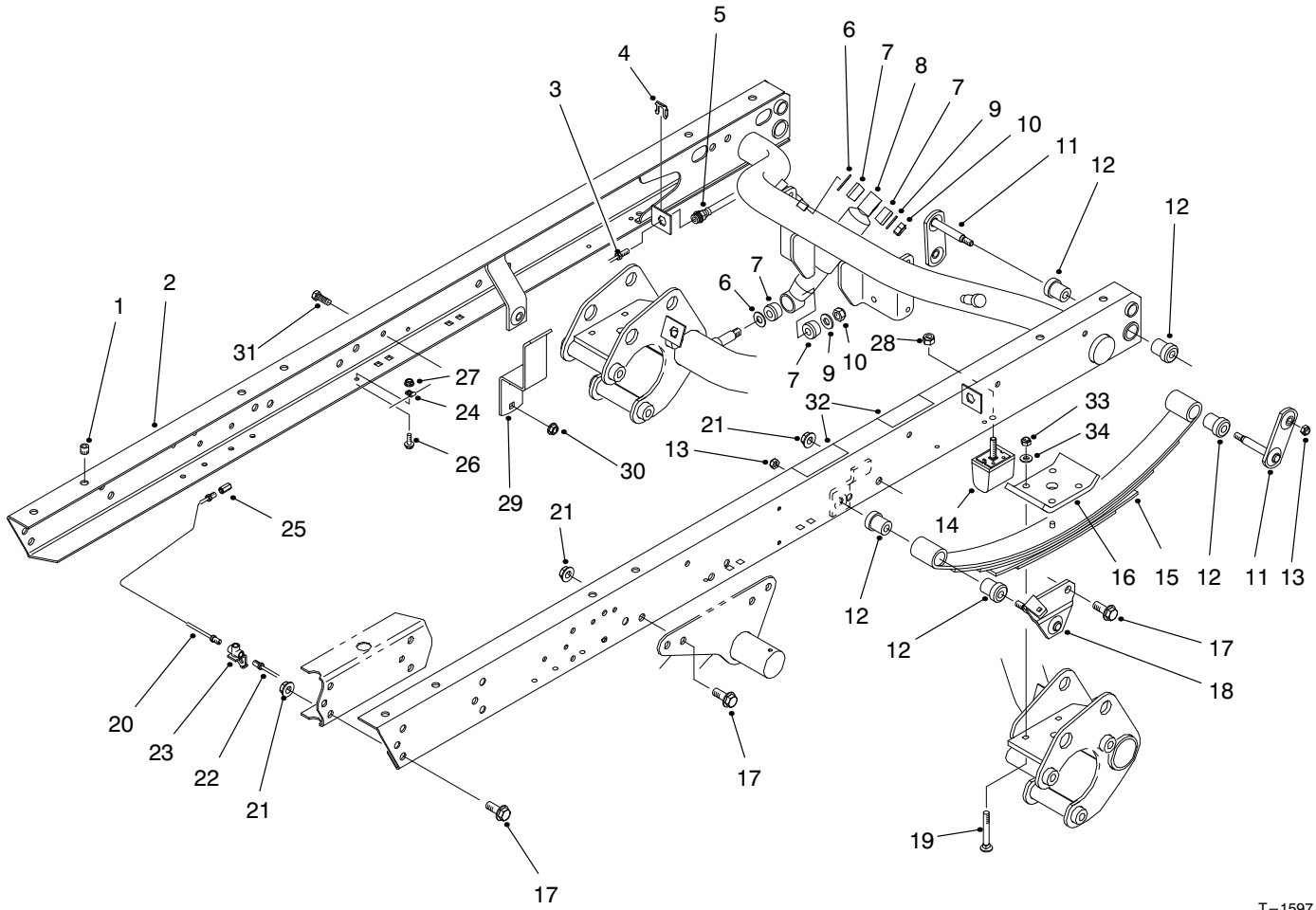


T-2111

CONSTANT VELOCITY (CV) JOINT ASSEMBLY NO. 93-7078

Ref. No.	Part No.	Description	No. Used
1	93-8982	Kit-Boot, Outboard	1
2	93-8983	Kit-Boot, Kit-Inboard	1
3	93-8985	Clip-Circular	1

Ref. No.	Part No.	Description	No. Used
4	93-8984	ASM-Joint, Inboard	1
5	93-8981	Joint & Shaft-Outboard	1



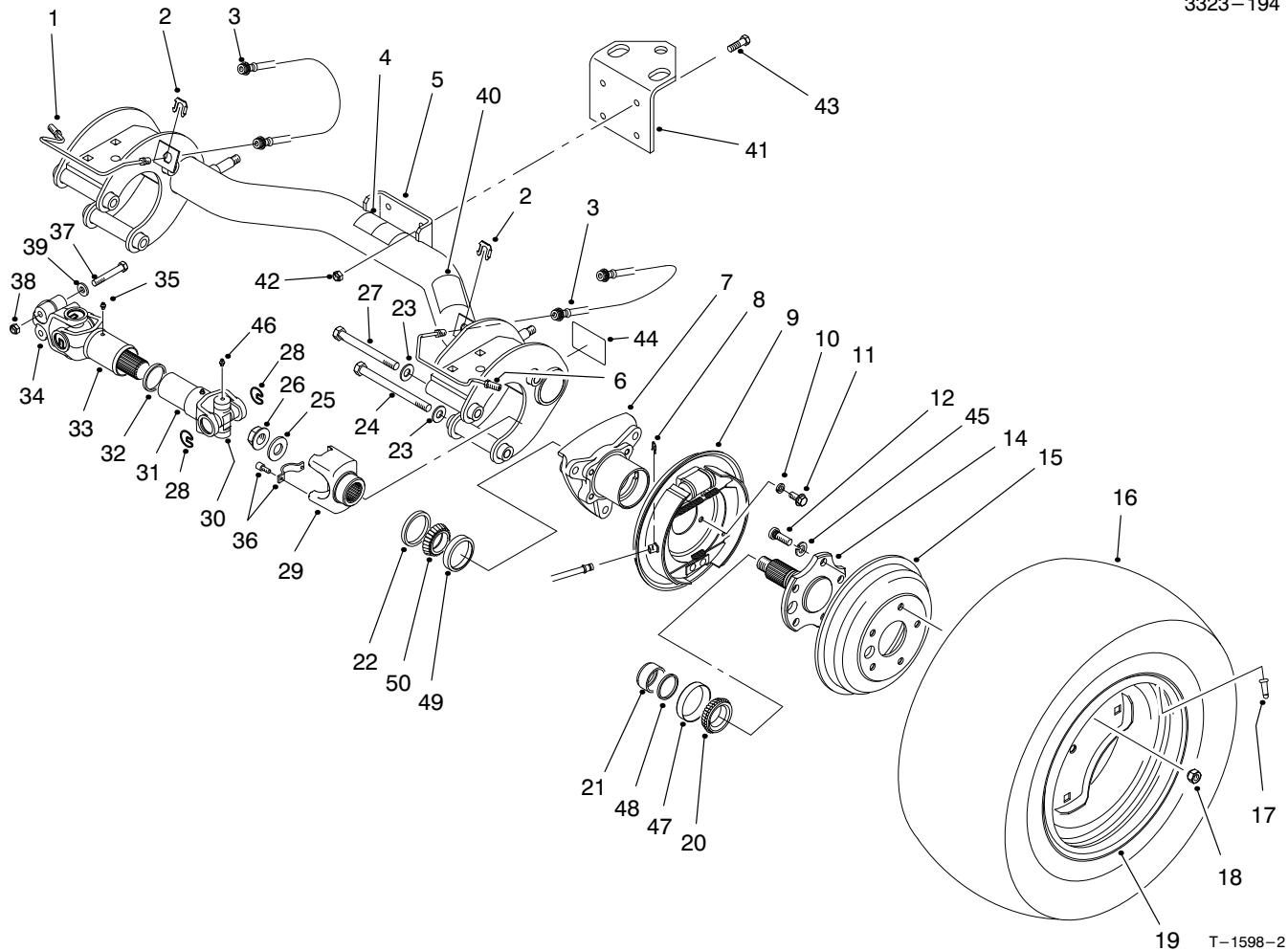
T-1597

REAR FRAME ASSEMBLY

Ref. No.	Part No.	Description	No. Used
1	32148-9	Insert-Threaded	8
2	87-8440	ASM-Rear Frame (Incl. Ref. #32)	1
3	94-3846	Tube-Brake RH, Rear	1
4	87-3580	Retainer	2
5	87-4100	Hose-Brake	2
6	3256-27	Washer-Flat	4
7	87-3920	Bushing-Rubber	8
8	87-3110	Shock Absorber	2
9	3256-6	Washer-Flat	4
10	3296-23	Nut-Lock	4
11	87-3980	Shackle-Spring	4
12	87-4760	Bushing	12
13	3296-39	Nut-Lock	6
14	87-3470	Bumper-Spring	2
15	87-1490	Spring-Leaf	2
16	87-7470-03	Plate-Clamp	2
17	3234-38	Screw-HFH	24
18	87-3960	Mount-Spring LH	1

Ref. No.	Part No.	Description	No. Used
*	87-3940	Mount-Spring RH	1
19	3232-17	Bolt-CARR	8
20	94-3845	ASM-Tube, RH, Rear	1
21	32128-23	Nut-HFH	24
22	94-3843	Tube-Brake LH, Rear	1
23	87-3560	Tee-Brake Tube	1
24	2412-149	Clamp-Tube	5
25	87-3570	Union-Brake Line	2
26	3234-4	Screw-HFH	4
27	32128-33	Nut-HFH	4
28	48-9520	Nut-Lock	2
29	87-6690-03	Guard-Induction Chamber	1
30	3290-357	Nut-HFH	2
31	323-6	Screw-HH	2
32	66-6840	Decal-Caution	2
32	92-6479	Decal-Caution (Japan)	2
33	3296-76	Nut-Lock	8
34	87-7480	Washer-Flat	8

*Not Illustrated



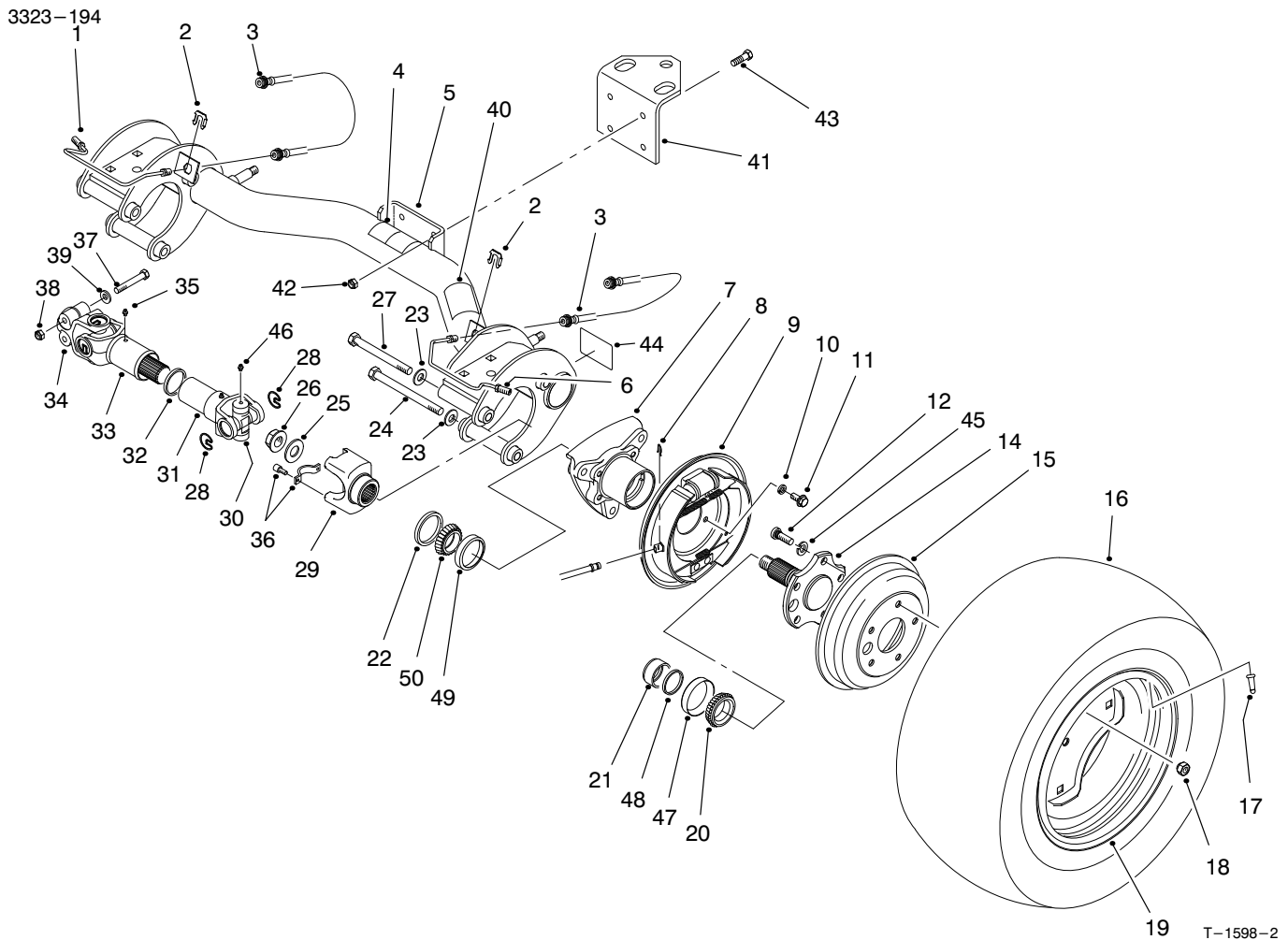
19 T-1598-2

REAR AXLE ASSEMBLY

Ref. No.	Part No.	Description	No. Used	Ref. No.	Part No.	Description	No. Used
1	87-4090	Tube-Brake RH	1	25	87-3060	Washer-Flat	2
2	87-3580	Retainer-Brake Hose	2	26	32128-53	Nut-HFH	2
3	87-4100	Hose-Brake	2	27	325-19	Screw-HH	1
4	87-6060	Decal-ATF	1	28	92-4188	Ring-Snap	12
4	92-5473	Decal-ATF (Japan)	1	29	92-4190	Yoke-End	2
5	87-7110	ASM-Axle, Rear (Incl. Ref. #4, 40 & 44)	1	30	92-4187	Kit-Cross & Bearing (Incl. Ref. #46)	4
6	87-4080	Tube-Brake LH	1	31	92-4182	Yoke & Hub	2
7	87-2240-03	Housing-Axle	2	32	92-4180	Seal	2
8	87-3310	Clip-Brake Cable	2	33	92-4179	Yoke, Shaft & Seal Tube	2
9	93-7126	ASM-Brake LH	1	34	98-2940	Yoke-Double Clamp	2
*	93-7125	ASM-Brake RH	1	35	302-5	Fitting-Grease	4
10	3253-21	Washer-Lock	8	36	92-4189	Kit-Strap & Bolt	2
11	323-6	Screw-HH	8	37	98-2939	Screw-HH	4
12	87-2080	Stud-Drive	10	38	32128-36	Nut-HFH	4
14	93-7090-03	Stub-Axle	2	39	80-6990	Washer	4
15	93-7128	Drum-Brake	2	40	87-5990	Decal-PTO	1
16	87-6740	Tire-Rear 24"	2	40	92-5367	Decal-PTO (Japan)	1
*	Optional	Tire-Hard Surface Options (See Dealer/Distributor for Tire Selection Guide)	1	41	92-5951-03	Angle-Hitch	1
17	232-27	Valve-Stem	2	42	3296-39	Nut-Lock	4
18	23-7270	Nut-Lug	10	43	323-7	Screw-HH	4
19	87-6750	Rim-Rear 24"	2	44	87-9080	Decal-Grease	2
†20		Cone-Bearing	1	44	92-6444	Decal-Grease (Japan)	2
21	87-4060	Spacer-Bearing	2	45	3253-6	Washer-Lock	10
22	87-3590	Seal-Bearing	2	46	302-58	Fitting-Grease	16
23	87-7270	Washer-Flat	6	†47		Cup-Bearing	1
24	325-20	Screw-HH	5	†48		Spacer	1
				†49		Cup-Bearing	1

*Not Illustrated

†Not Serviced Separately



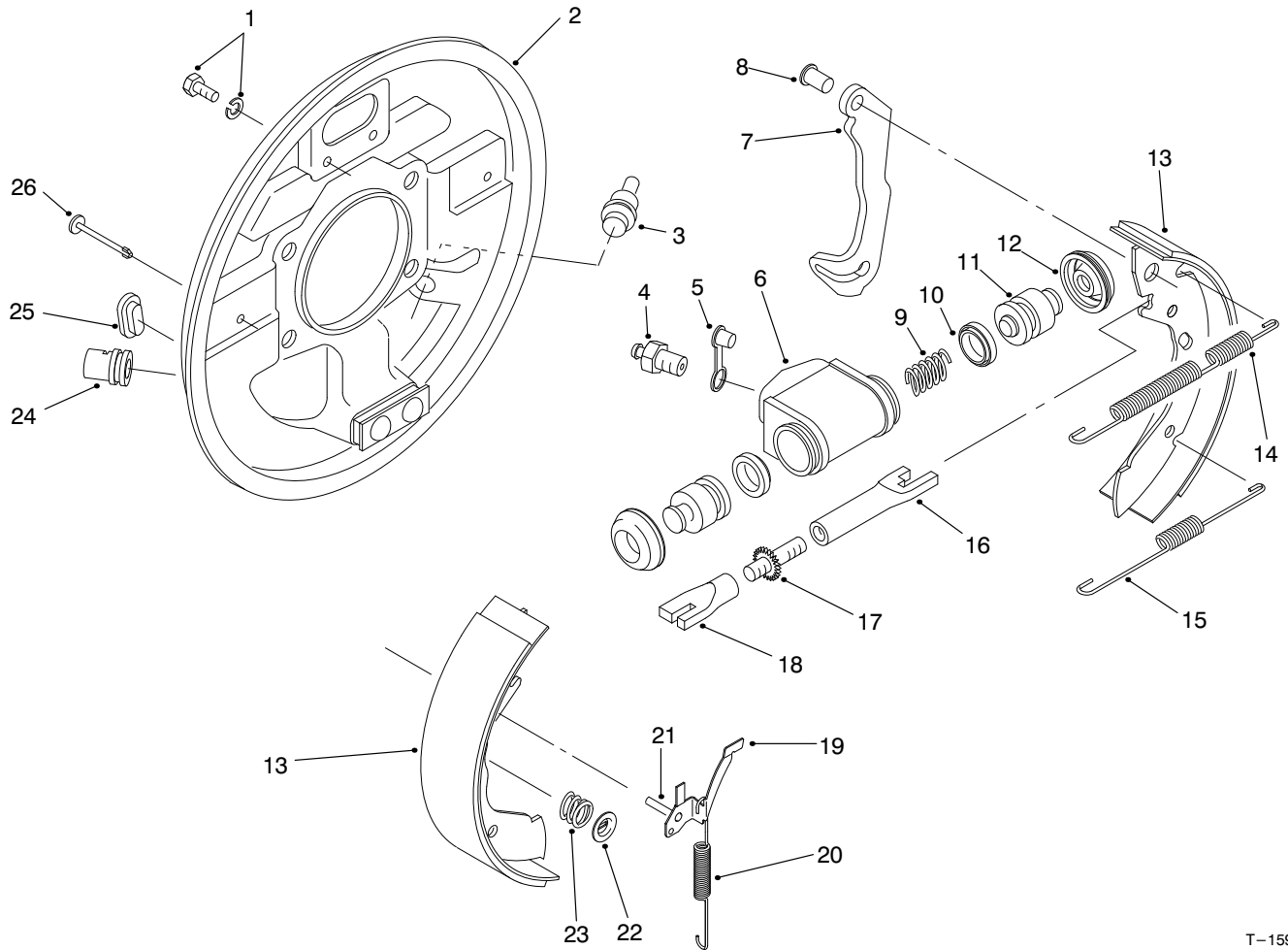
REAR AXLE ASSEMBLY (Continued)

Ref. No.	Part No.	Description	No. Used
†50		Cone-Bearing	1
*51	98-2918	ASM-Driveshaft (Incl. Ref. #30-35 & 46)	2
*	87-5370	ASM-Rear Tire & Wheel 24" (Incl. Ref. #16, 17 & 19)	2
*	87-1970	Bearing-Matched Set Use 1 set per wheel (Incl. Ref. #20 & 47-50)	2

Ref. No.	Part No.	Description	No. Used
*	98-2969	Kit-1/2 Yoke (Incl. Ref. #29 & 36)	2
*	98-2967	Kit-ASM, Driveshaft (Incl. Ref. #37 & *51)	2
*	98-2968	Kit-Yoke (Incl. Ref. #34 & 37)	2

*Not Illustrated

†Not Serviced Separately

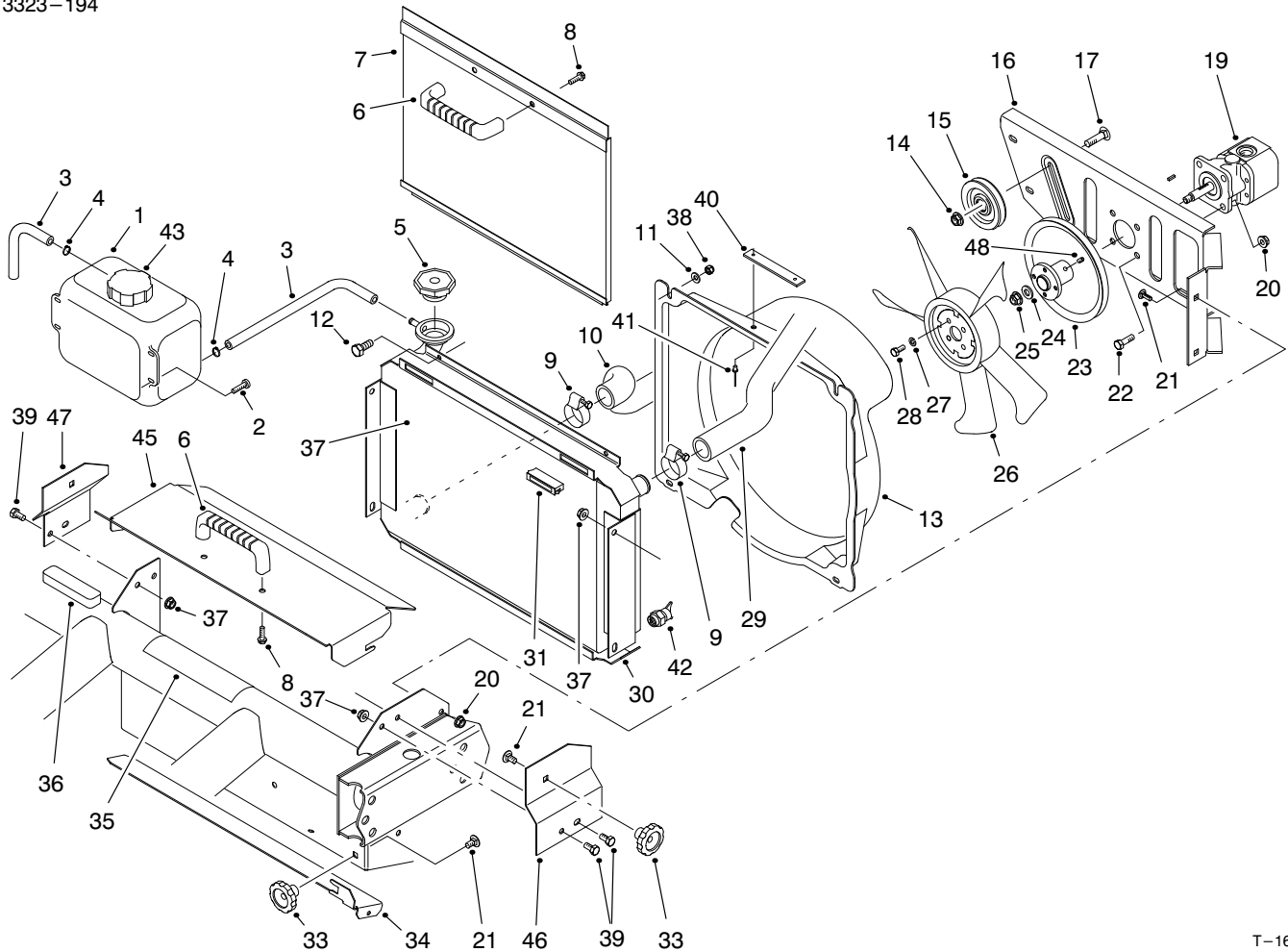


T-1599

REAR BRAKE ASSEMBLY

Ref. No.	Part No.	Description	No. Used	Ref. No.	Part No.	Description	No. Used
1	92-4135	Set Bolt	2	19	92-4123	ASM-Pawl LH (Incl. Ref. #21)	1
2	92-4138	ASM-Backplate LH (Incl. Ref. #24)	1	*	92-4124	ASM-Pawl RH (Incl. Ref. #21)	1
*	92-4139	ASM-Backplate RH (Incl. Ref. #24)	1	20	92-4150	Spring-Adjuster, LH	1
3	92-4146	Plug	1	*	92-4151	Spring-Adjuster, RH	1
4	92-4137	Screw-Bleed	1	21		Pin-Pawl	1
5	92-4114	Cap-Bleed Screw	1	22	92-4131	Washer-Hold Down	2
6		Body	1	23	92-4152	Spring-Hold Down	2
7		Lever-Operating LH/RH	1	24		Guide-Pipe	1
8		Pin	1	25	92-4134	Plug-Inspection	1
9		Spring	1	26	92-4133	Pin-Hold Down	2
10		Seal-'L' Type	2	*	92-4144	ASM-Adjuster LH (Incl. Ref. #16-18)	1
11		Piston	2	*	92-4145	ASM-Adjuster RH (Incl. Ref. #16-18)	1
12		Cover-Dust	2	*	92-4140	ASM-Wheel Cylinder LH (Incl. Ref. #4-6 & 9-12)	1
13	92-4143	Shoe & Lining Set (Incl. Ref. #7 & 8)	1	*	92-4141	ASM-Wheel Cylinder RH (Incl. Ref. #4-6 & 9-12)	1
14	92-4147	Spring-Shoe, Upper LH	1	*	92-4142	Kit-Seal (Incl. Ref. #10 & 12)	1
*	92-4148	Spring-Shoe, Upper RH	1	*	93-7125	ASM-Rear Brake RH (Complete)	1
15	92-4149	Spring-Shoe, Lower	1	*	93-7126	ASM-Rear Brake LH (Complete)	1
16		Pushrod-Female LH	1				
*		Pushrod-Female RH	1				
17		Bolt-Adjuster	1				
18		Sleeve-Adjuster	1				

*Not Illustrated

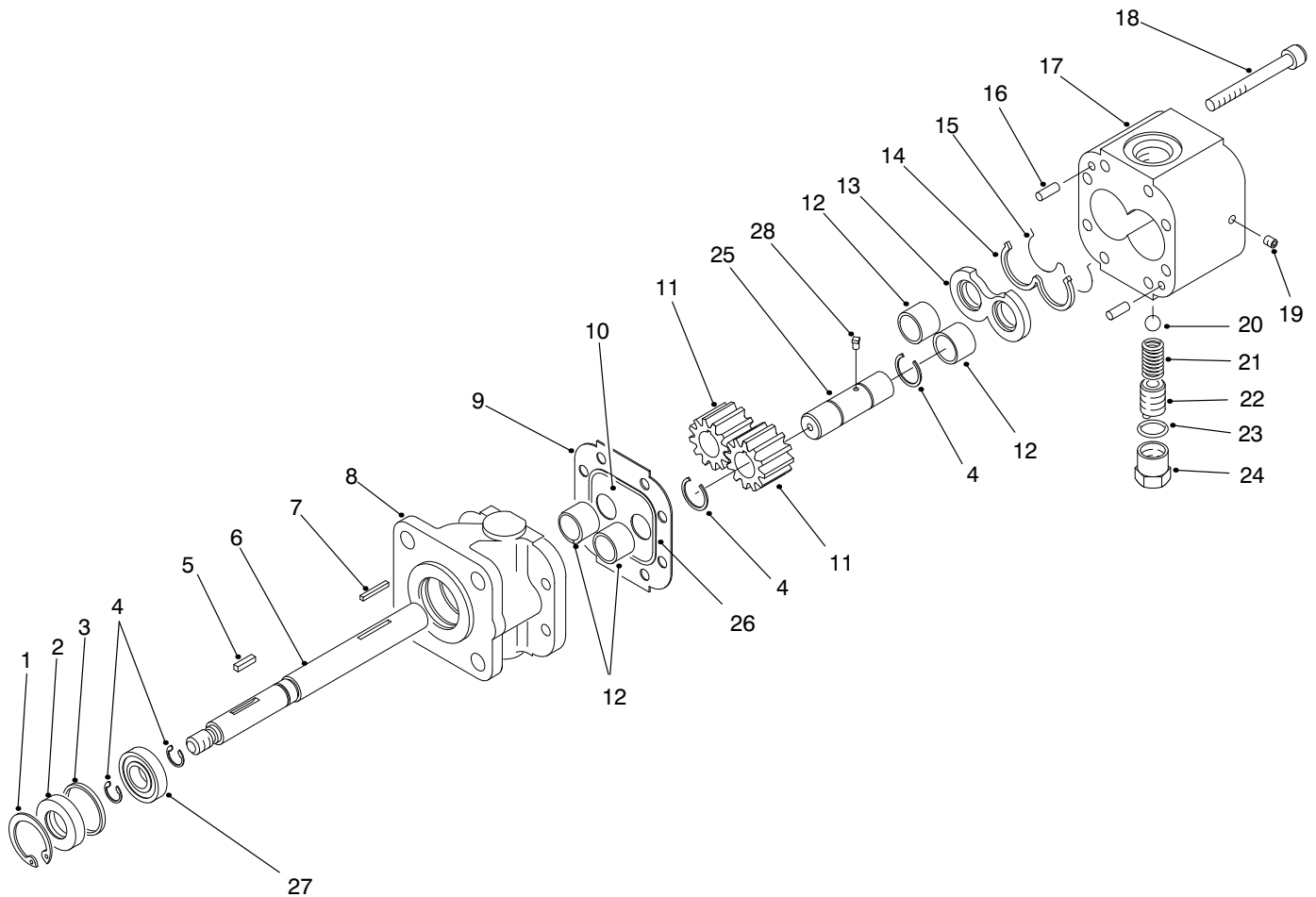


T-1600

RADIATOR & HYDRAULIC PUMP ASSEMBLY

Ref. No.	Part No.	Description	No. Used
1	87-3710	ASM-Overflow Reservoir (Incl. Ref. #43)	1
2	3250-20	Screw-RH	4
3	71-3381	Tube-Overflow	2
4	92-2379	Clamp-Hose	2
5	66-3240	Cap-Radiator	1
6	65-5100	Handle	2
7	93-7103-03	Screen-Radiator	1
8	46-8091	Screw-HFH	4
9	2412-34	Clamp-Hose	2
10	87-5050	Hose-Radiator Lower	1
11	3256-22	Washer-Flat	4
12	321-4	Screw-HH	4
13	92-4198	ASM-Fan Shroud (Incl. Ref. #40 & 41)	1
14	3290-357	Nut-HFH	1
15	63-8140	Pulley	1
16	93-7088-03	Support-Fan	1
17	3231-28	Bolt-CARR	1
19	87-5700	ASM-Hydraulic Pump	1
20	3296-29	Nut-Lock	8
21	3230-23	Bolt-CARR	7
22	322-5	Screw-HH	4
23	94-5228-03	Pulley	1
24	3256-45	Washer-Flat	1

Ref. No.	Part No.	Description	No. Used
25	3296-5	Nut-Lock	1
26	43-1911	Fan	1
27	3253-3	Washer-Lock	4
28	321-3	Screw-HH	4
29	87-3430	Hose-Radiator Upper	1
30	93-7050	ASM-Radiator (Incl. Ref. #42)	1
31	58-4250	Magnet	2
33	19-4050	Knob	3
34	87-9300-03	Door-Clean Out	1
35	87-9420	Decal-Caution	1
35	93-3766	Decal-Caution (Japan)	1
36	87-9810	Foam-Overflow Tank	1
37	32128-20	Nut-HFH	6
38	3296-42	Nut-Lock	4
39	322-2	Screw-HH	6
40	76-8750	Plate-Warning	1
40	92-7240	Plate-Warning (Japan)	1
41	3290-271	Rivet-Pop	2
42	92-4111	Petcock-Radiator	1
43	87-7050	Cap-Reservoir	1
45	93-8940-03	Cover-Radiator	1
46	93-8938-03	Bracket-Cover LH	1
47	93-8939-03	Bracket-Cover RH	1
48	3245-31	Screw-Set	1

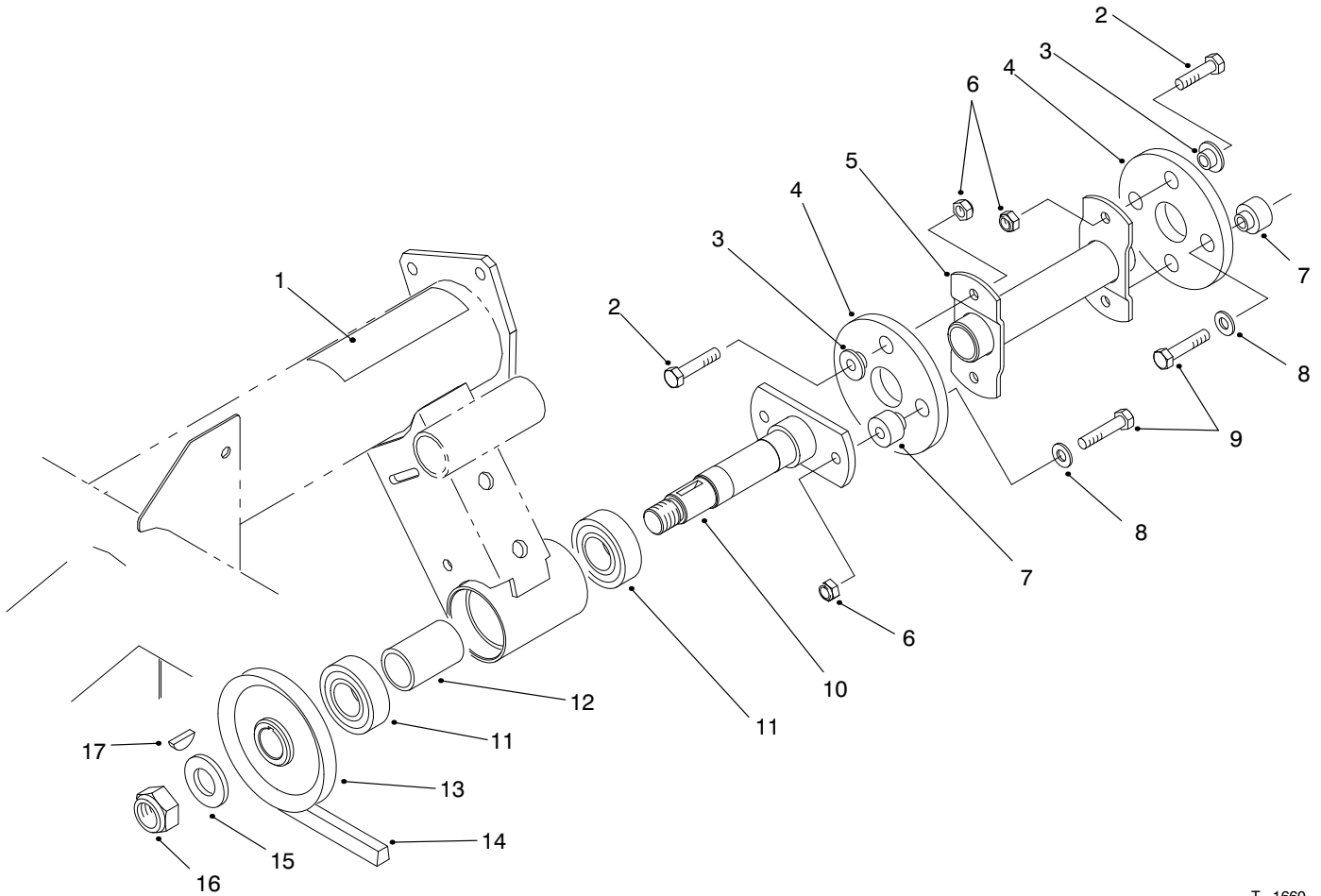


T-1601

HYDRAULIC PUMP ASSEMBLY NO. 87-5700

Ref. No.	Part No.	Description	No. Used	Ref. No.	Part No.	Description	No. Used
1	32151-41	Ring-Retaining	1	15	92-2196	Seal-Pressure Plate	1
2	92-2195	Seal-Oil	1	16	92-2176	Pin-Dowel	2
3	92-2186	Spacer	1	17	92-2187	Housing-Gear, End	1
4	92-2178	Ring-Crescent	4	18	92-2173	Screw-HSH	8
5	92-2179	Key-Square	1	19	92-2185	Plug	1
6	92-2189	Shaft-Drive	1	20	92-2193	Ball	1
7	92-2177	Pin-Shear	1	21	92-2194	Spring	1
†8		Stator	1	22	92-2174	Screw-Adjusting	1
9	92-2182	Plate-Seal	1	23	92-2180	Gasket-Copper	1
10	92-2183	Plate-Wear	1	24	92-2184	Cap-Relief Valve	1
11	92-2175	Gear	2	25	92-2190	Shaft-Idler	1
12	92-2192	Bearing	4	26	92-2198	Seal	1
13	92-2181	Plate-Pressure	1	27	92-2191	Bearing	1
14	92-2197	Seal-Back Up	1	28	92-2199	Key-Ball	1

†Not Serviced Separately

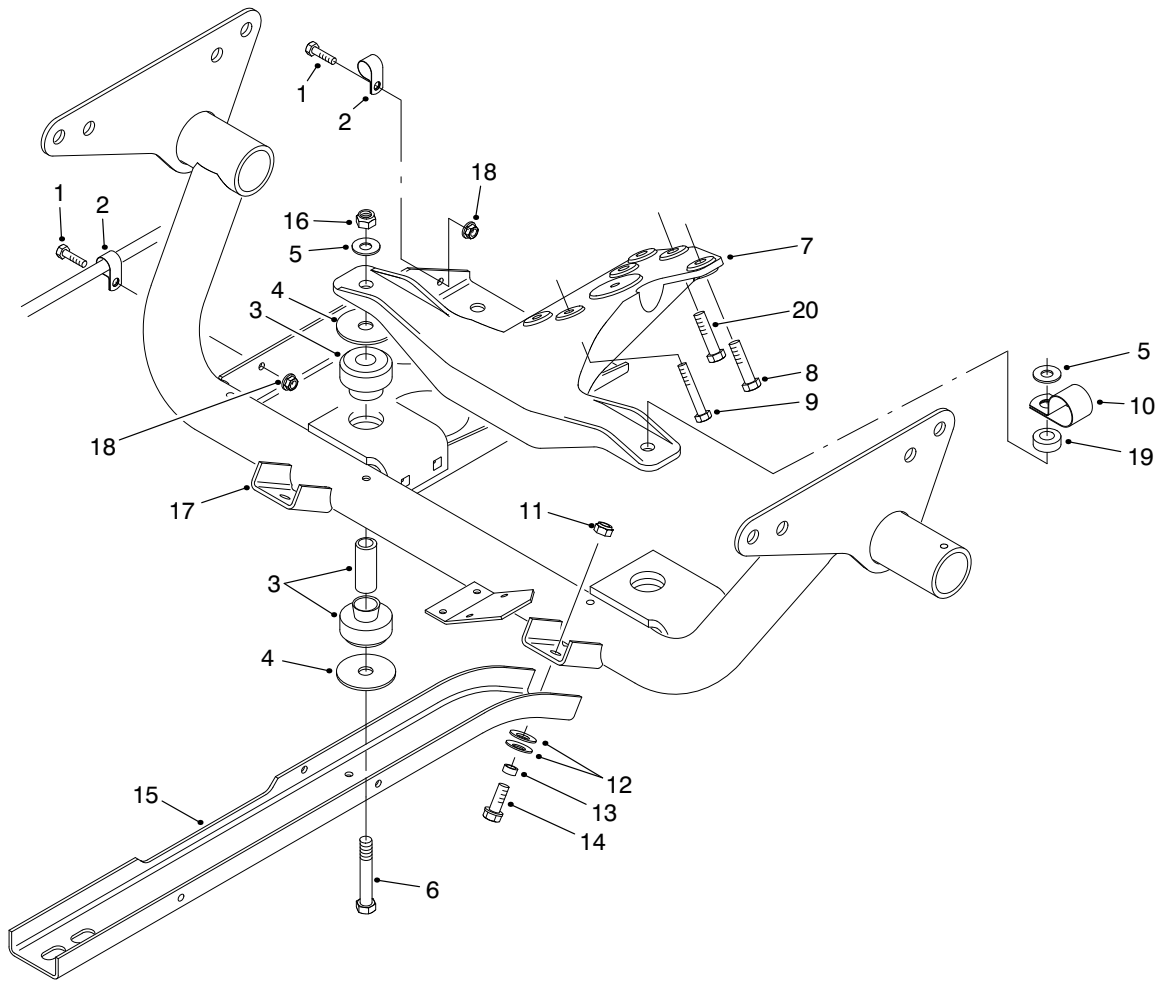


T-1660

HYDRAULIC PUMP DRIVE ASSEMBLY

Ref. No.	Part No.	Description	No. Used
1	80-8040	Decal-Caution	1
1	83-6030	Decal-Caution (Japan)	1
2	322-5	Screw-HH	4
3	27-6600	Spacer-Thin	4
4	44-2230	Disc-Rubber	2
5	87-4440-03	Driveshaft	1
6	3296-29	Nut-Lock	6
7	27-6590	Spacer-Thick	4
8	3256-3	Washer-Flat	4

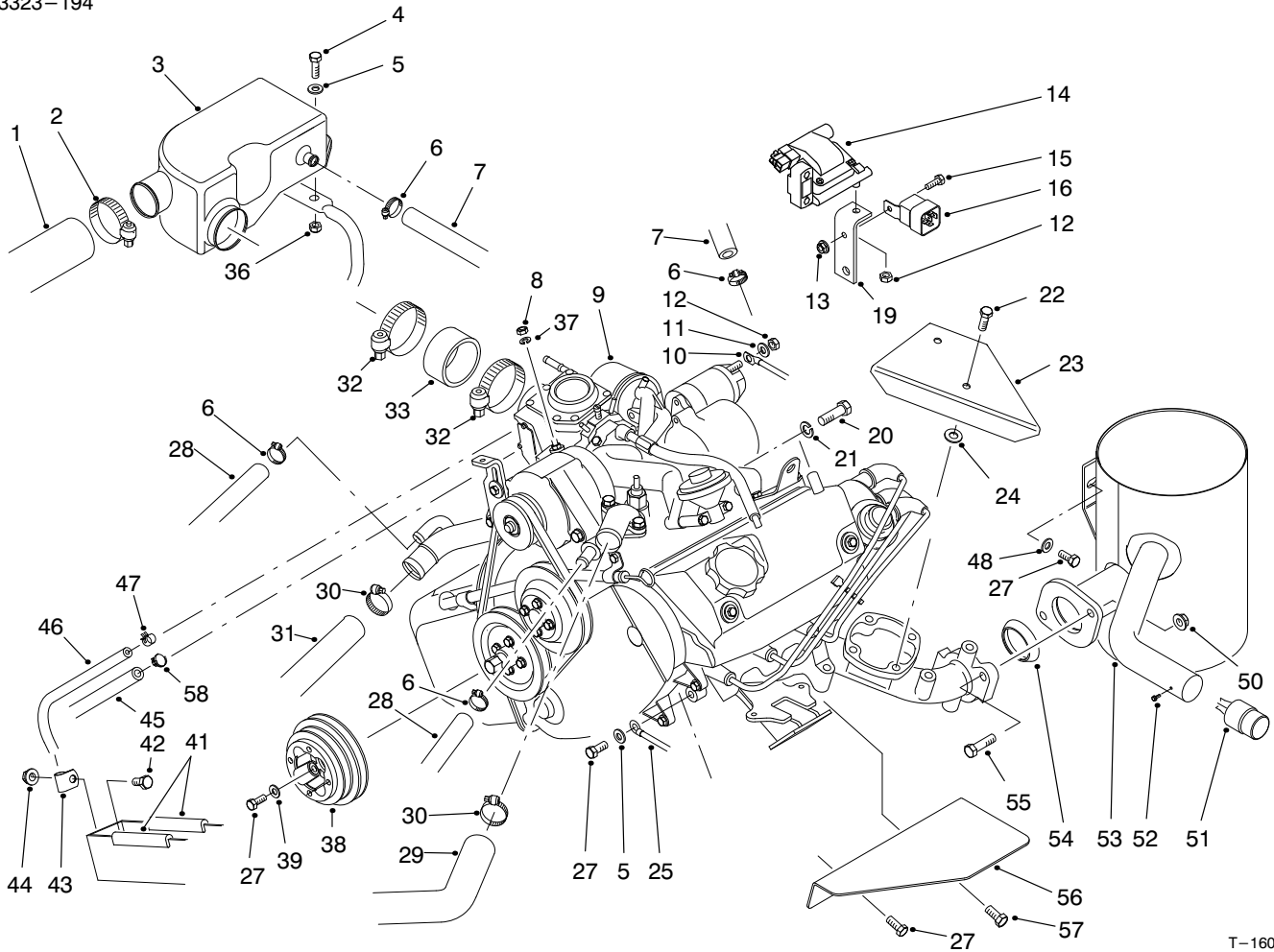
Ref. No.	Part No.	Description	No. Used
9	322-7	Screw-HH	4
10	87-2720-03	Driveshaft	1
11	251-82	Bearing-Ball	2
12	87-2750	Spacer-Bearing	1
13	87-3370-03	Pulley	1
14	87-3210	Belt-V	1
15	3256-28	Washer-Flat	1
16	3296-15	Nut-Lock	1
17	3257-7	Key-Woodruff	1



T-1603

ENGINE FRAME ASSEMBLY

Ref. No.	Part No.	Description	No. Used	Ref. No.	Part No.	Description	No. Used
1	321-4	Screw-HH	2	11	3296-39	Nut-Lock	2
2	2412-89	Clamp-R	2	12	3290-413	Washer-Belleville	12
3	87-4970	ASM-Engine Mount	2	13	76-9100	Spacer	2
4	87-5100	Washer-Flat	4	14	3234-11	Screw-HH	6
5	3256-25	Washer-Flat	2	15	87-4730-03	Guard-Belly	2
6	324-19	Screw-HH	2	16	3296-48	Nut-Lock	2
7	87-9830-03	Mount-Engine	1	17	93-7095-03	Frame-Engine	1
8	43-0090	Screw-HH	1	18	32128-33	Nut-HFH	2
9	33114-050	Screw-HH	3	19	59-2290	Spacer	1
10	2412-82	Clamp-R	1	20	87-3700	Screw-HH	3

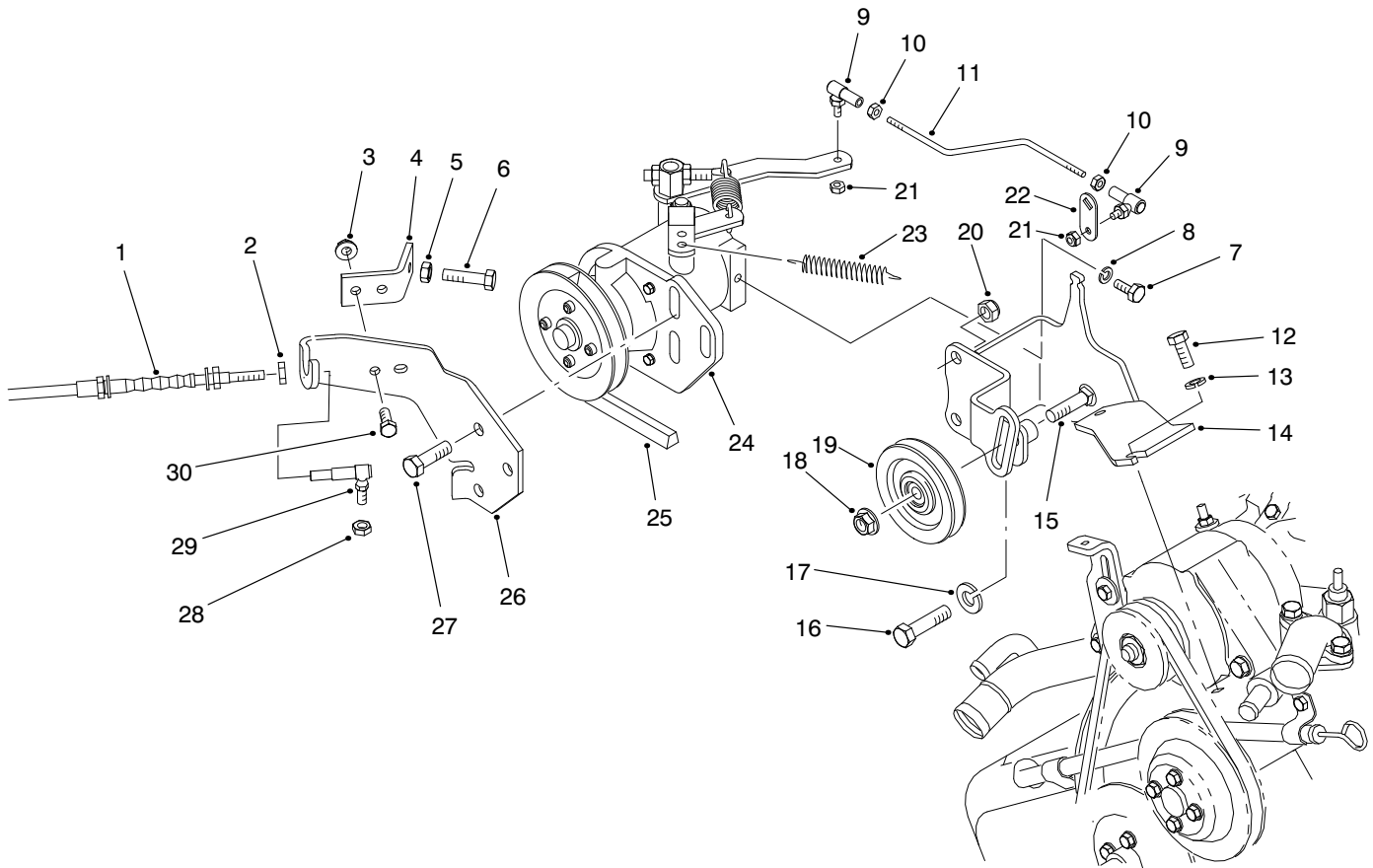


T-1604-3

ENGINE INSTALLATION ASSEMBLY

Ref. No.	Part No.	Description	No. Used
1	87-3420	Hose-Air Cleaner	1
2	2412-92	Clamp-Hose	1
3	87-1680	Chamber-Air	1
4	322-6	Screw-HH	2
5	3256-23	Washer-Flat	2
6	2412-119	Clamp-Hose	3
7	87-3740	Hose-Breather	1
8	48-7890	Nut-Hex.	1
9	94-5249	ASM-Engine (Incl. Ref. #11, 12 & 14)	1
10	87-3070	Cable-Positive	1
11	3254-2	Washer-Lock	1
12	42-9580	Nut-Hex.	3
13	33014-00	Nut	2
14	92-2027	Coil-Ignition	1
15	321-4	Screw-HH	1
16	70-1480	Relay	1
19	87-2760	Bracket-Ignition Coil	1
20	33115-035	Screw-HH	2
21	3253-6	Washer-Lock	2
22	33114-025	Screw-HH	2
23	87-3620	Shield-Heat	1
24	52-2480	Spacer	2
25	87-3080	Wire-Ground	1
27	33114-020	Screw-HH	7
28	87-3730	Hose-Coolant	2
29	87-3430	Hose-Radiator Upper	1

Ref. No.	Part No.	Description	No. Used
30	2412-34	Clamp-Hose	2
31	87-5050	Hose-Radiator Lower	1
32	2412-130	Clamp-Hose	2
33	87-3500	Hose-Air Cleaner	1
36	3296-29	Nut-Lock	2
37	3253-3	Washer-Lock	1
38	87-5070-03	Pulley-Crankshaft	1
39	65-5390	Washer-Flat	4
41	43-4300	Trim	2
42	322-2	Screw-HH	1
43	2412-10	Clamp-R	1
44	32128-20	Nut-HFH	1
45	63-9640	Hose-Fuel	1
46	93-2298	Hose-Fuel	1
47	2412-108	Clamp-Hose	1
48	87-8640	Washer-Flat	1
50	3290-357	Nut-HFH	2
51	75-6880	Spark Arrestor (Optional) (Incl. Ref. #52)	1
52	32144-42	Screw-Spark Arrestor	1
53	87-1510	Muffler & Tailpipe	1
54	92-2044	Gasket-Exhaust	1
55	323-29	Screw-HH	2
56	93-7149	Shield-Heat	1
57	63-7790	Screw-HH	1
58	2412-98	Clamp-Hose	1

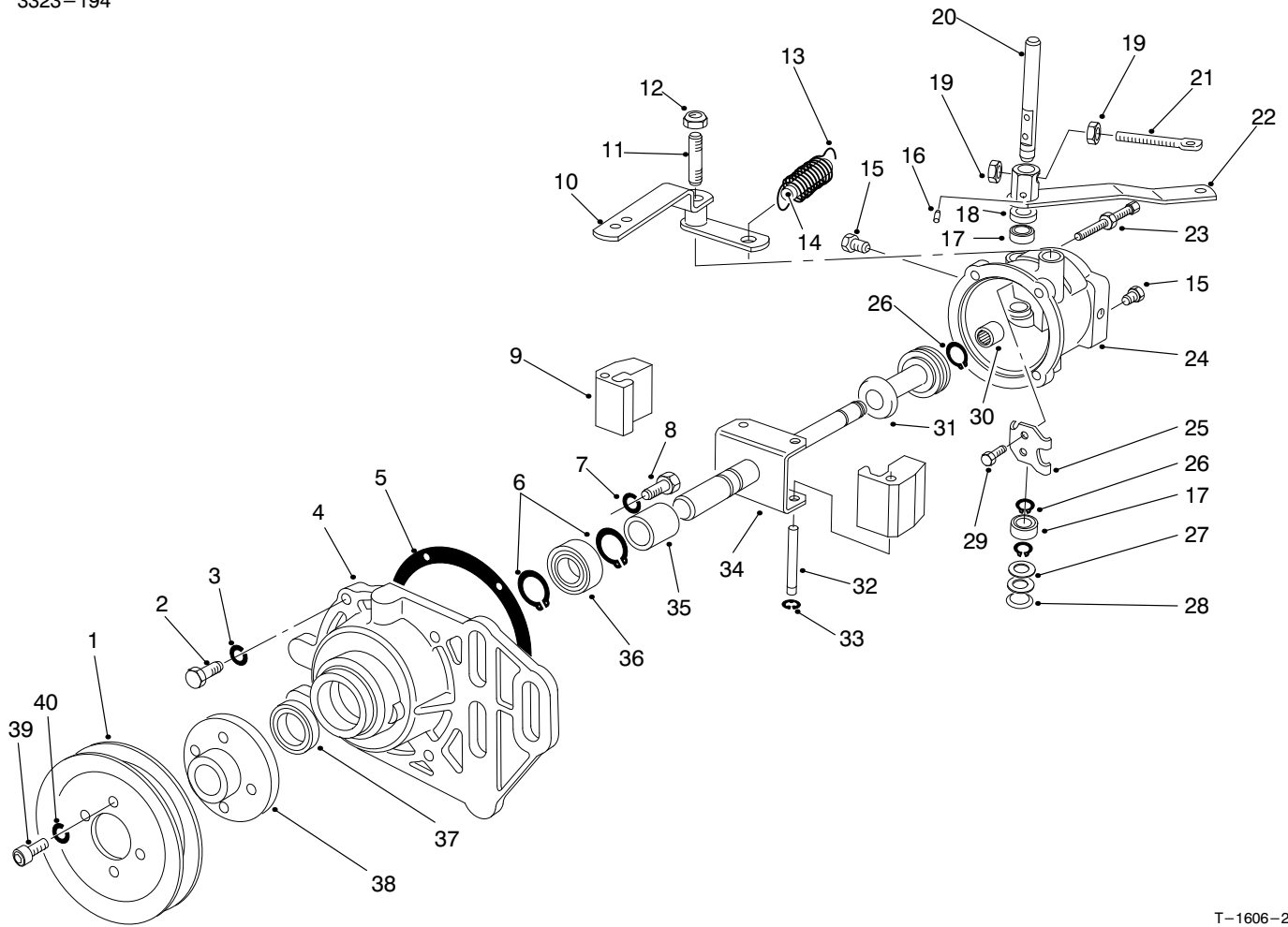


T-1605

GOVERNOR ASSEMBLY

Ref. No.	Part No.	Description	No. Used
1	93-7098	ASM-Accelerator Cable (Incl. Ref. #2)	1
2	3220-1	Nut-Jam	1
3	32128-33	Nut-HFH	2
4	87-4770	Bracket-High Idle Stop	1
5	3220-2	Nut-Jam	1
6	3210-9	Screw-HH	1
7	321-3	Screw-HH	1
8	3253-3	Washer-Lock	1
9	21-5640	Joint-Ball	2
10	3219-14	Nut-Jam	2
11	87-4210	Rod-Linkage	1
12	33114-020	Screw-HH	2
13	3253-4	Washer-Lock	2
14	87-4750-03	Bracket-Governor	1
15	3231-26	Bolt-CARR	1

Ref. No.	Part No.	Description	No. Used
16	87-3700	Screw-HH	1
17	3253-22	Washer-Lock	1
18	3290-357	Nut-HFH	1
19	63-8140	Pulley	1
20	3296-39	Nut-Lock	3
21	3296-27	Nut-Lock	2
22	87-2400	Lever-Throttle	1
23	87-4020	Spring-Extension	1
24	87-8720	ASM-Governor	1
25	87-3200	Belt-V	1
26	87-3900-03	Bracket-Cable	1
27	323-7	Screw-HH	3
28	3296-3	Nut-Lock	1
29	18-1720	Joint-Ball	1
30	321-4	Screw-HH	2

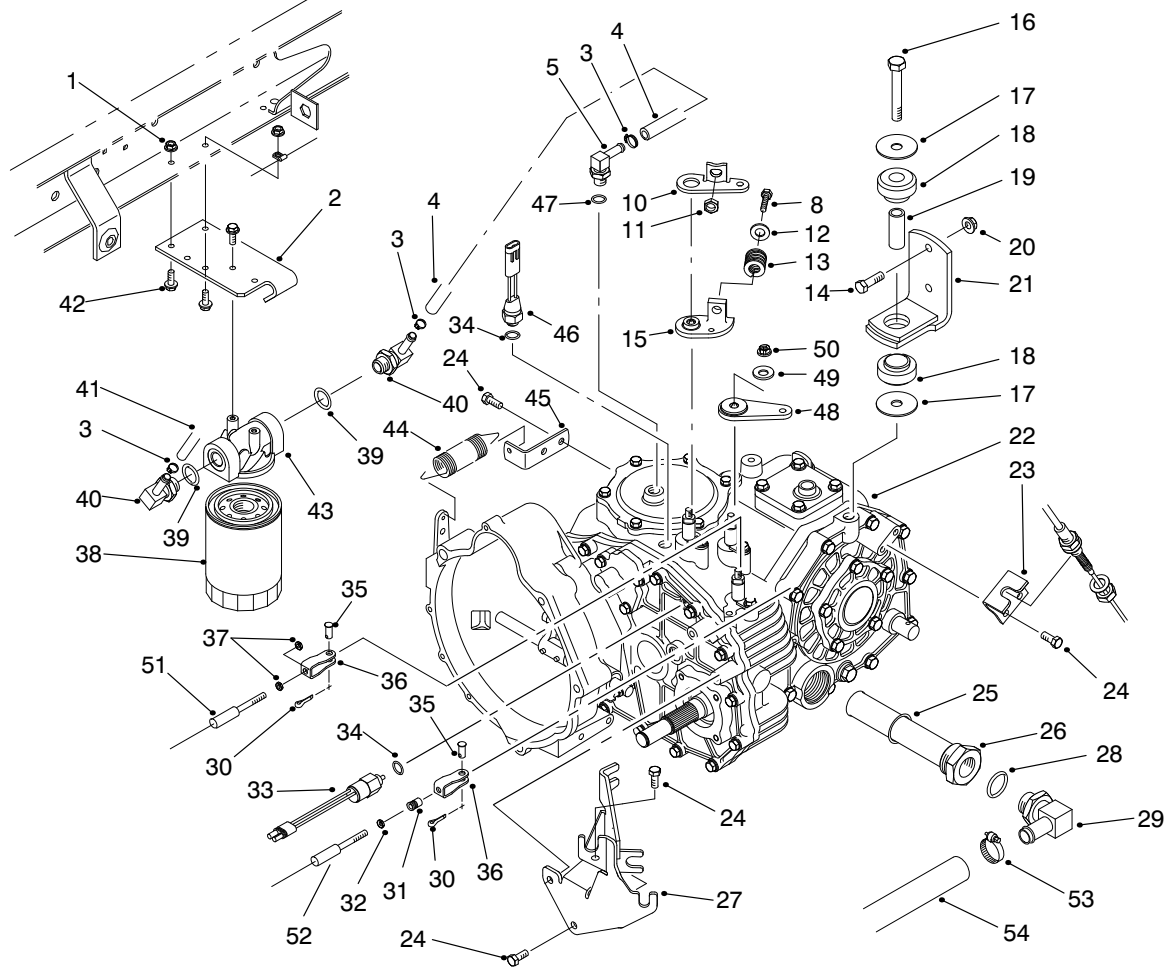


T-1606-2

GOVERNOR

Ref. No.	Part No.	Description	No. Used
1	87-8830	Pulley	1
2	18-5620	Screw	4
3	18-5630	Washer-Lock	4
4	87-6560	Cover	1
5	18-5790	Gasket	1
6	18-5640	Ring-Retaining	2
7	18-5770	Washer-Lock	2
8	32113-14	Screw	2
9	70-2150	Flyweight	2
10	87-6590	ASM-Lever & Fitting	1
11	87-6580	Stud-Lever Pivot	1
12	3296-5	Nut-Lock	1
13	87-6490	Spring	1
14	87-6550	Pin-Forced Idle	1
15	285-17	Plug-Pipe	2
16	18-5750	Pin	1
17	18-5450	Bearing	2
18	71-4780	Seal-Oil, Rocker Shaft	1
19	3219-2	Nut-Jam	2
20	72-5890	Shaft-Rocker	1
21	87-6540	Bolt-Eye	1

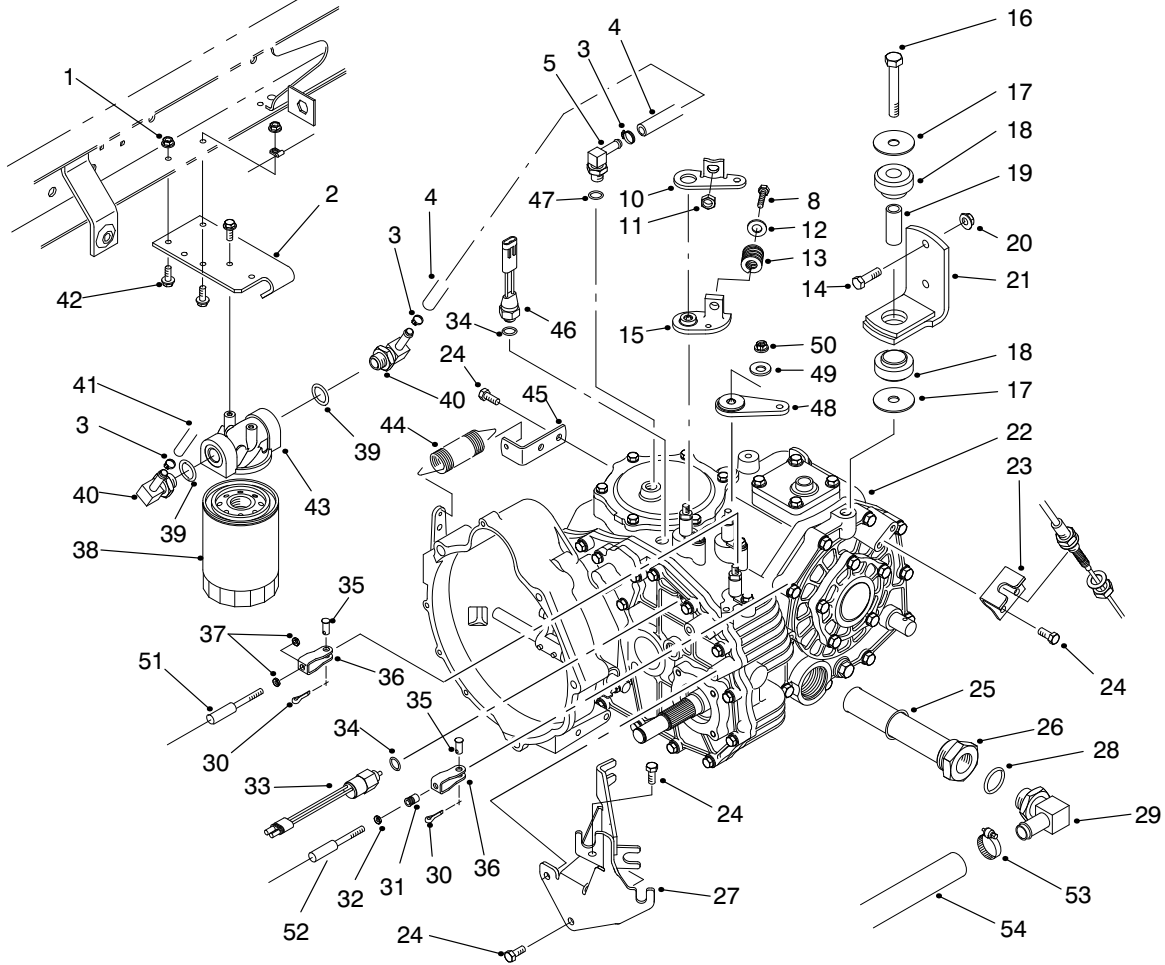
Ref. No.	Part No.	Description	No. Used
22	87-6530	ASM-Throttle Lever	1
23	72-5910	ASM-Bumper Screw	1
24	87-6520	Body	1
25	18-5520	Lever-Rocker	1
26	18-5540	Retainer-Sleeve Stop	3
27	18-5440	Spacer	2
28	18-5430	Plug-Expansion	1
29	18-5530	Screw & Lockwasher	2
30	72-5940	Bearing-Needle	1
31	70-2100	ASM-Thrust Sleeve & Bearing	1
32	18-5660	Pin-Pivot, Flyweight	2
33	18-5670	Retainer-Pivot Pin	2
34	87-6510	ASM-Shaft & Yoke	1
35	70-2120	Spacer	1
36	70-2140	Bearing-Front	1
37	18-5580	Seal-Oil, Front	1
38	87-8820	Hub-Pulley	1
39	3274-52	Screw-HSH	4
40	3253-18	Washer-Lock	4



T-1994

TRANSAXLE INSTALLATION ASSEMBLY

Ref. No.	Part No.	Description	No. Used	Ref. No.	Part No.	Description	No. Used
1	32128-33	Nut-HFH	1	27	87-4820-03	Bracket-Cable	1
2	87-7040-03	Bracket-Oil Filter	1	28	237-81	O-Ring	1
3	2412-36	Clamp-Hose	3	29	253-987	Fitting-Hydraulic 90° (Incl. Ref. #28)	1
4	87-5730	Hose-Hydraulic	1	30	3272-6	Pin-Cotter	3
5	354-135	Fitting-Hydraulic 90° (Incl. Ref. #47)	1	31	32148-15	Insert-Threaded	1
8	323-10	Screw-HH	1	32	3219-14	Nut-Hex.	1
10	87-8250	Plate-Shift Arm	1	33	87-6710	Switch-Supervisor	1
11	32128-21	Nut-HFH	1	34	237-30	O-Ring	2
12	3256-4	Washer-Flat	1	35	283-62	Pin-Clevis	3
13	87-6910	Spring-Compression	1	36	87-2310	Clevis-Cable	3
14	323-7	Screw-HH	4	37	3220-1	Nut-Jam	4
15	87-7970	Arm-Shift	1	38	54-0110	Element-Oil Filter	1
16	3215-1	Screw-HH	1	39	237-79	O-Ring	2
17	87-5100	Washer	4	40	354-134	Fitting-Hydraulic 90° (Incl. Ref. #39)	2
18	87-4970	ASM-Transaxle Mount (Incl. Ref. #19)	2	41	87-4920	Hose-Hydraulic	1
19		Spacer-Mount	2	42	3234-4	Screw-HFH	4
20	3296-39	Nut-Lock	4	43	87-8780	Head-Oil Filter	1
21	87-5800-03	Bracket-Mount	2	44	68-9950	Spring-Extension	1
22	100-4464	ASM-Transaxle	1	45	87-7170	Bracket-Clutch Spring	1
23	87-4470	Bracket	1	46	72-4310	Switch-Ball N.C.	1
24	33114-020	Screw-HH	7	47	237-42	O-Ring	1
25	237-123	O-Ring	1	48	87-7960	Lever-Shift Arm	2
26	87-3990	ASM-Oil Strainer (Incl. Ref. #25)	1	49	80-6990	Washer-Flat	3
				50	48-9520	Nut-Lock	3

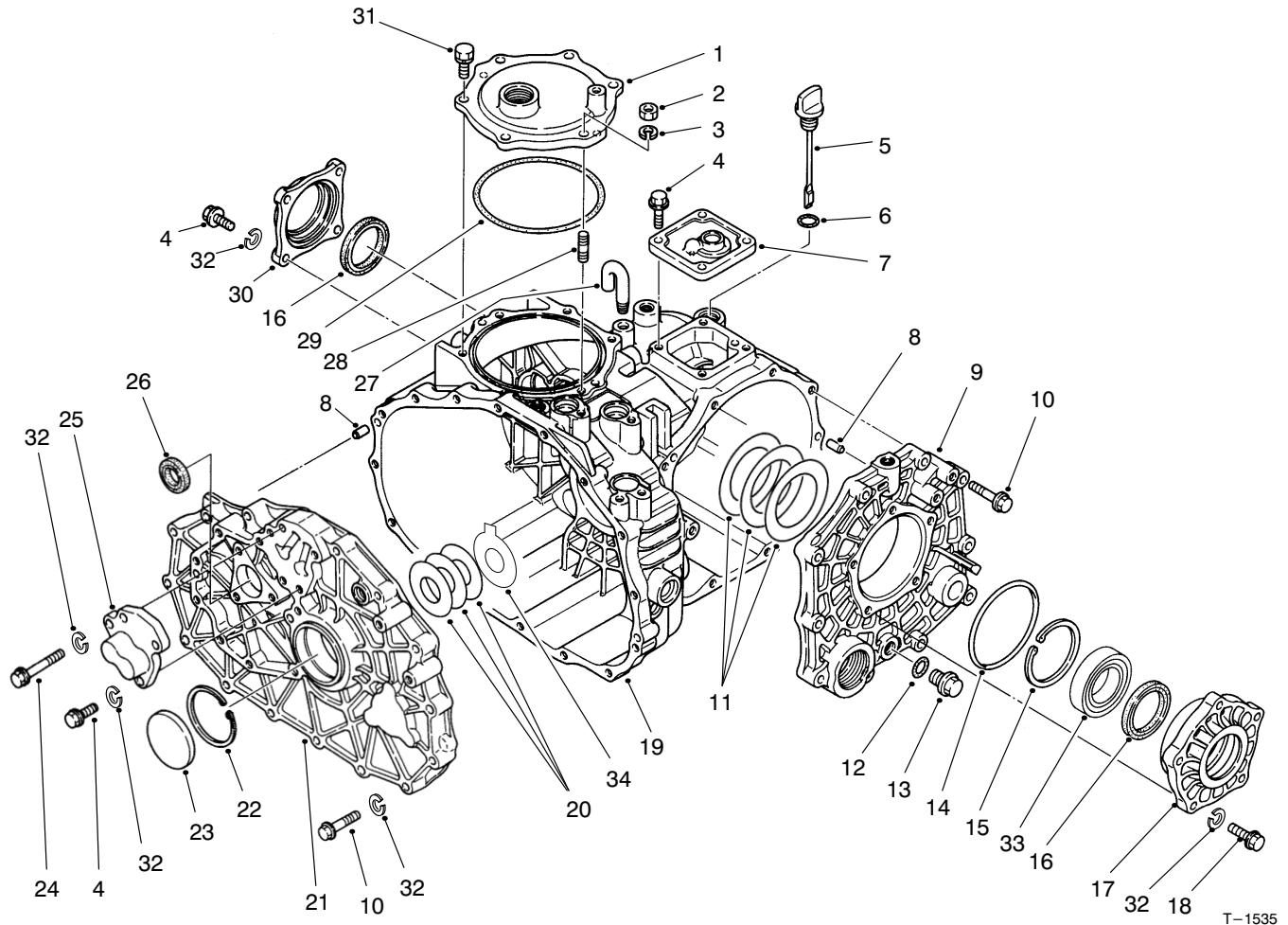


T-1994

TRANSAXLE INSTALLATION ASSEMBLY (Continued)

Ref. No.	Part No.	Description	No. Used
51	93-7105	ASM-Shift Cable (Incl. Ref. #37)	2
52	93-7106	ASM-Hi-Lo Cable (Incl. Ref. #32)	1

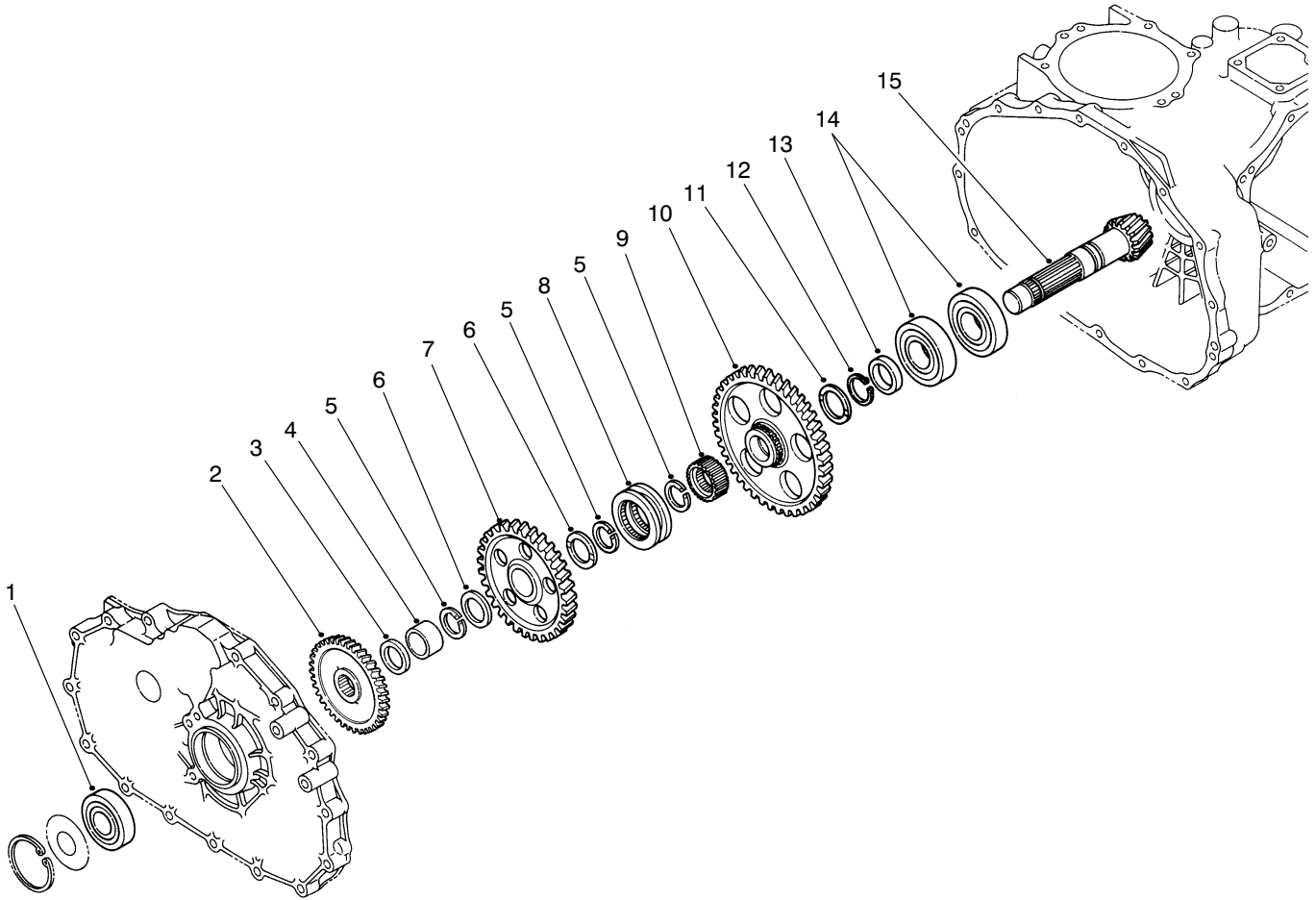
Ref. No.	Part No.	Description	No. Used
53	2412-34	Clamp-Hose	1
54	87-3670	Hose-Hydraulic	1



T-1535

TRANSAXLE CASE ASSEMBLY

Ref. No.	Part No.	Description	No. Used	Ref. No.	Part No.	Description	No. Used
1	92-0656	Cover—Power Take Off	1	18	48-7730	Screw—HH	5
2	48-7930	Nut—Hex.	1	19	92-0651	Case—Transaxle	1
3	92-0762	Washer—Lock	1	20	100-4460	Shim Set	1
4	60-6750	Screw—HH	11	21	100-4462	Plate—Center	1
5	92-0662	Cap—Oil	1	22	92-0759	Ring—Retaining	1
6	92-0788	O—Ring	1	23	92-0807	Cap—Sealing	1
7	92-0652	Cover—Upper	1	24	48-7560	Screw—HH	1
8	92-0765	Pin—Alignment	4	25	92-0706	Cap—Fork Shaft	1
9	92-0653	Cover—Side	1	26	92-0791	Seal—Oil	1
10	42-9530	Screw—HH	25	27	92-0743	Breather—Air	1
11	92-0809	Shim Set	1	28	92-0804	Stud	1
12	92-0787	O—Ring	1	29	92-0790	O—Ring	1
13	92-0773	ASM—Drain Plug (Incl. Ref. #12)	1	30	92-0655	Cover—Seal	1
14	92-0789	O—Ring	1	31	92-0796	Screw—HH	5
15	92-0760	Ring—Retaining	1	32	42-9850	Washer—Lock	42
16	92-0793	Seal—Oil	2	33	92-0775	Bearing—Ball	2
17	92-0654	Carrier—Differential	1	34	100-4465	Shim with Tab	1

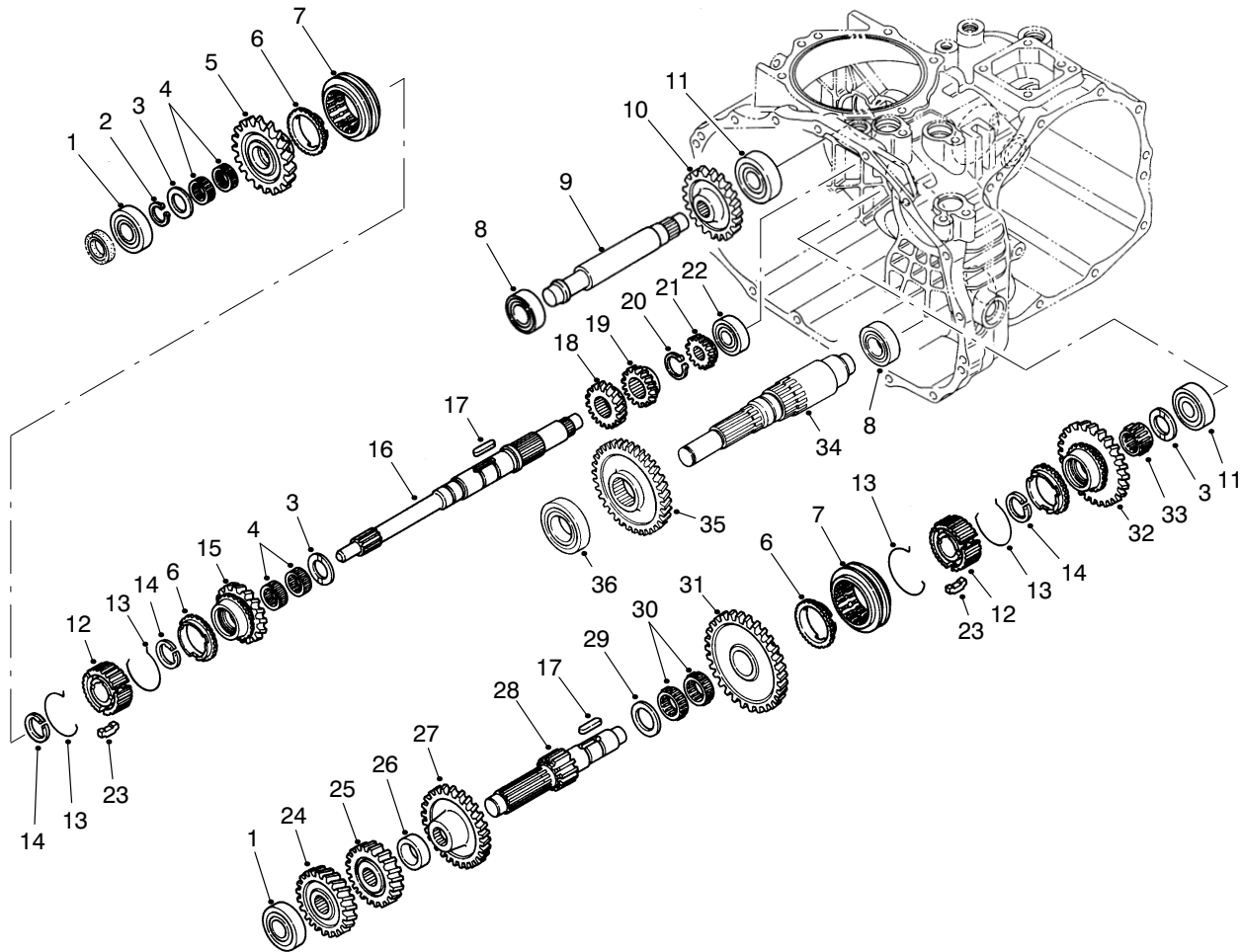


T-2003

COUNTERSHAFT ASSEMBLY

Ref. No.	Part No.	Description	No. Used
1	92-0712	Bearing-Ball	1
2	92-5186	Gear-43T	1
3	92-0716	Collar	1
4	92-0783	Sleeve-Inner	1
5	92-0764	Ring-Retaining	3
6	92-0711	Washer-Thrust	2
7	92-0715	Gear-49T	1
8	92-0718	Shifter-Hi-Lo	1

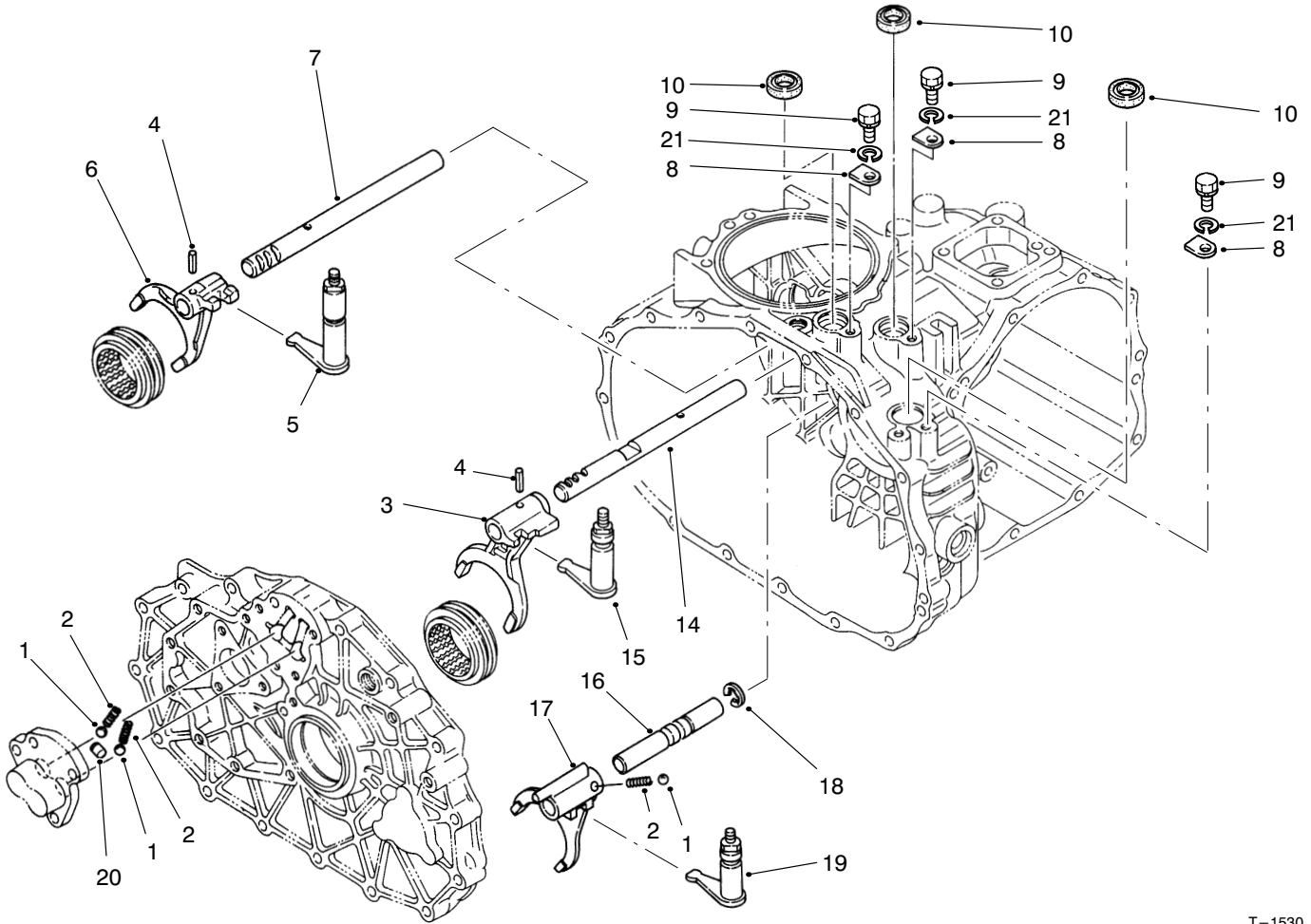
Ref. No.	Part No.	Description	No. Used
9	92-0719	Collar-Spline	1
10	92-0717	Gear-71T	1
11	92-0741	Washer-Thrust	1
12	92-0755	Ring-Retaining	1
13	92-0713	Collar	1
14	92-0714	Bearing-Ball	2
15	92-0710	ASM-Counter Shaft (Incl. Ring Gear)	1



T-2004

TRANSAXLE GEAR SHAFTS ASSEMBLY

Ref. No.	Part No.	Description	No. Used	Ref. No.	Part No.	Description	No. Used
1	251-8	Bearing-Ball	2	19	92-0672	Gear-18T	1
2	92-0753	Ring-Retaining	1	20	92-0754	Ring-Retaining	1
3	92-0740	Washer-Thrust	3	21	92-0673	Gear-14T	1
4	92-0781	Bearing-Needle	4	22	92-0650	Bearing-Ball	1
5	92-0820	Gear-27T	1	23	92-0665	Key-Synchro	6
6	92-0667	Ring-Synchro	3	24	92-0822	Gear-28T	1
7	92-0668	Shifter-Synchro	2	25	92-0679	Gear-23T	1
8	251-346	Bearing-Ball	2	26	92-0680	Collar	1
9	92-0824	Shaft-Reverse Idler	1	27	92-0823	Gear-43T	1
10	92-0684	Gear-33T	1	28	92-0674	Shaft-Reduction	1
11	92-0778	Bearing-Ball	2	29	92-0682	Washer-Thrust	1
12	92-0664	Hub-Synchro	2	30	92-0681	Bearing-Needle	2
13	92-0666	Spring-Synchro	4	31	92-0677	Gear-49T	1
14	92-0763	Ring-Retaining	3	32	92-0819	Gear-40T	1
15	92-0821	Gear-24T	1	33	92-0782	Bearing-Needle	1
16	92-0663	Shaft-Main	1	34	92-5183	Shaft-Front Drive	1
17	92-0772	Key	2	35	92-5184	Gear-41T	1
18	92-0687	Gear-16T	1	36	92-5185	Bearing-Ball	1

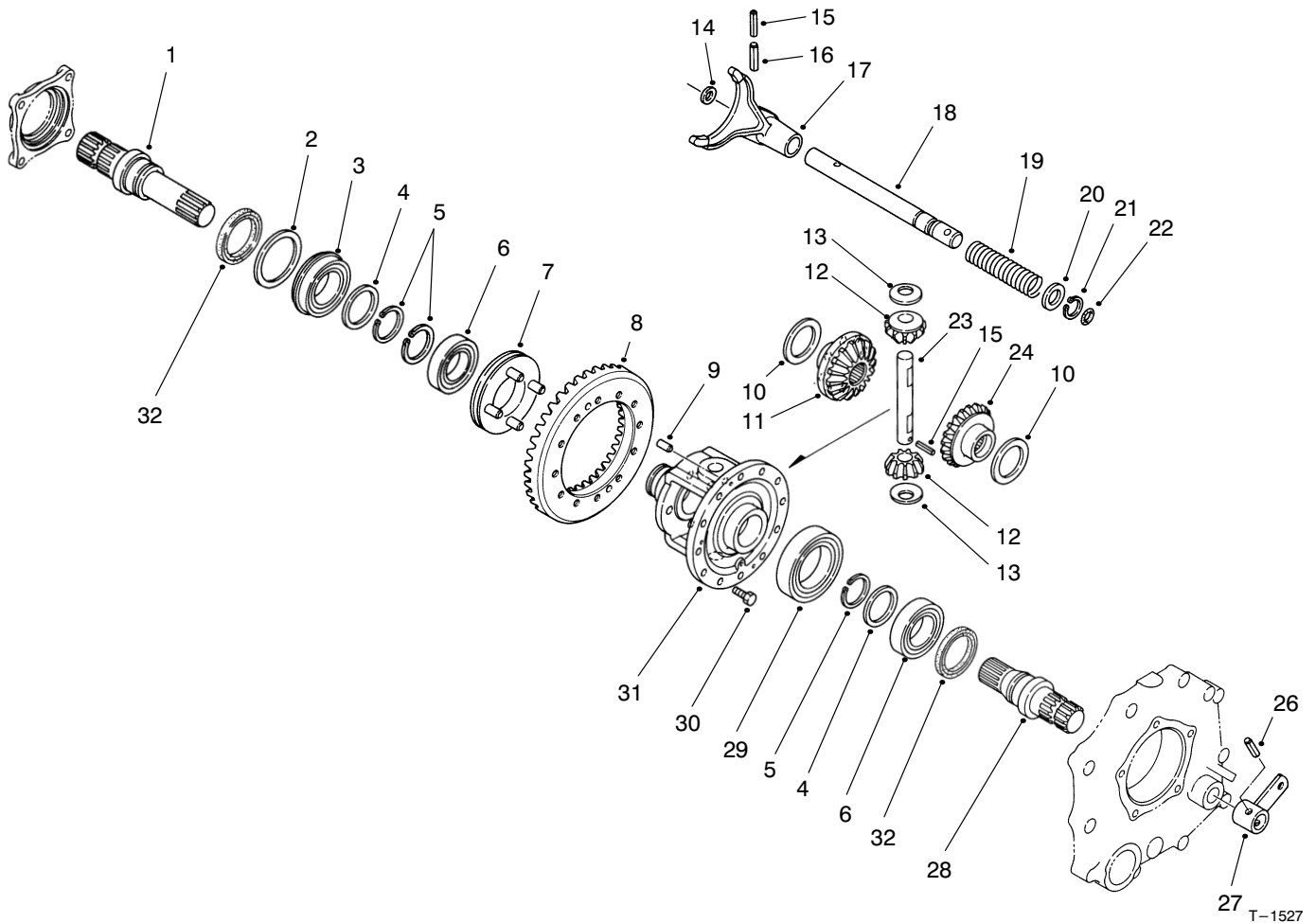


T-1530

SHIFT FORK ASSEMBLY

Ref. No.	Part No.	Description	No. Used
1	92-0785	Ball	3
2	92-0731	Spring-Compression	3
3	92-0700	Fork-Shift R-1	1
4	92-0769	Pin-Spring	2
5	92-0817	Arm-Shift Fork 2-3	1
6	92-0701	Fork-Shift 2-3	1
7	92-0699	Shaft-Fork 2-3	1
8	92-0732	Plate-Keeper	3
9	48-7700	Screw-HH	3

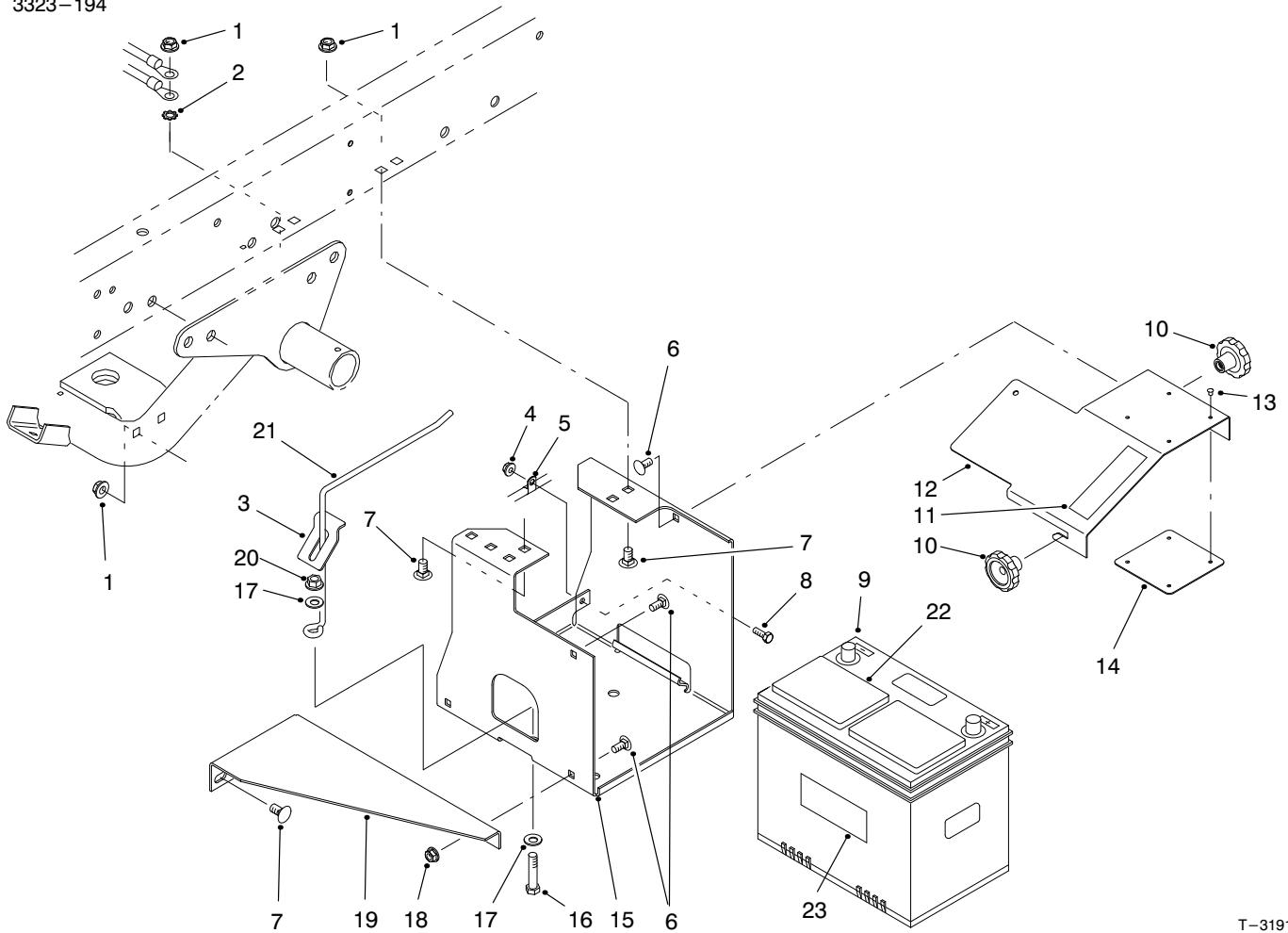
Ref. No.	Part No.	Description	No. Used
10	92-0729	Seal-Oil	3
14	92-0698	Shaft-Fork R-1	1
15	92-0816	Arm-Shift Fork R-1	1
16	92-0708	Shaft-Fork Hi-Lo	1
17	92-0709	Fork-Shift Hi-Lo	1
18	92-0761	Ring-Retaining	1
19	92-0818	Arm-Shift Fork Hi-Lo	1
20	92-0705	Lock-Spindle	1
21	42-9850	Washer-Lock	3



DIFFERENTIAL GEAR ASSEMBLY

Ref. No.	Part No.	Description	No. Used
1	92-0726	Shaft-Axle RH	1
2	92-0728	Washer	1
3	92-0780	Bearing-Ball	1
4	92-0727	Washer	2
5	92-0756	Ring-Retaining	3
6	92-0775	Bearing-Ball	2
7	92-0730	Slider-Differential Lock	1
8	92-0710	Ring Gear ASM (Incl. Counter Shaft)	1
9	92-0765	Pin-Alignment	2
10	92-0747	Washer-Thrust	2
11	92-0746	Gear-Side RH	1
12	92-0748	Gear-Pinion	2
13	92-0750	Washer	2
14	92-0744	Washer	1
15	92-0768	Pin-Spring	2

Ref. No.	Part No.	Description	No. Used
16	92-0771	Pin-Spring	1
17	92-0721	Fork-Differential Lock	1
18	92-0722	Shaft-Lock Fork	1
19	92-0723	Spring-Compression	1
20	92-0733	Washer	1
21	92-0753	Ring-Retaining	1
22	92-0787	O-Ring	1
23	92-0749	Shaft-Pinion	1
24	92-0745	Gear-Side LH	1
26	92-0770	Pin-Spring	1
27	92-0724	Arm-Differential Lock	1
28	92-0725	Shaft-Axle LH	1
29	92-0776	Bearing-Ball	1
30	92-0803	Screw-HFH	12
31	92-0720	Case-Differential	1
32	92-0793	Seal-Oil	2

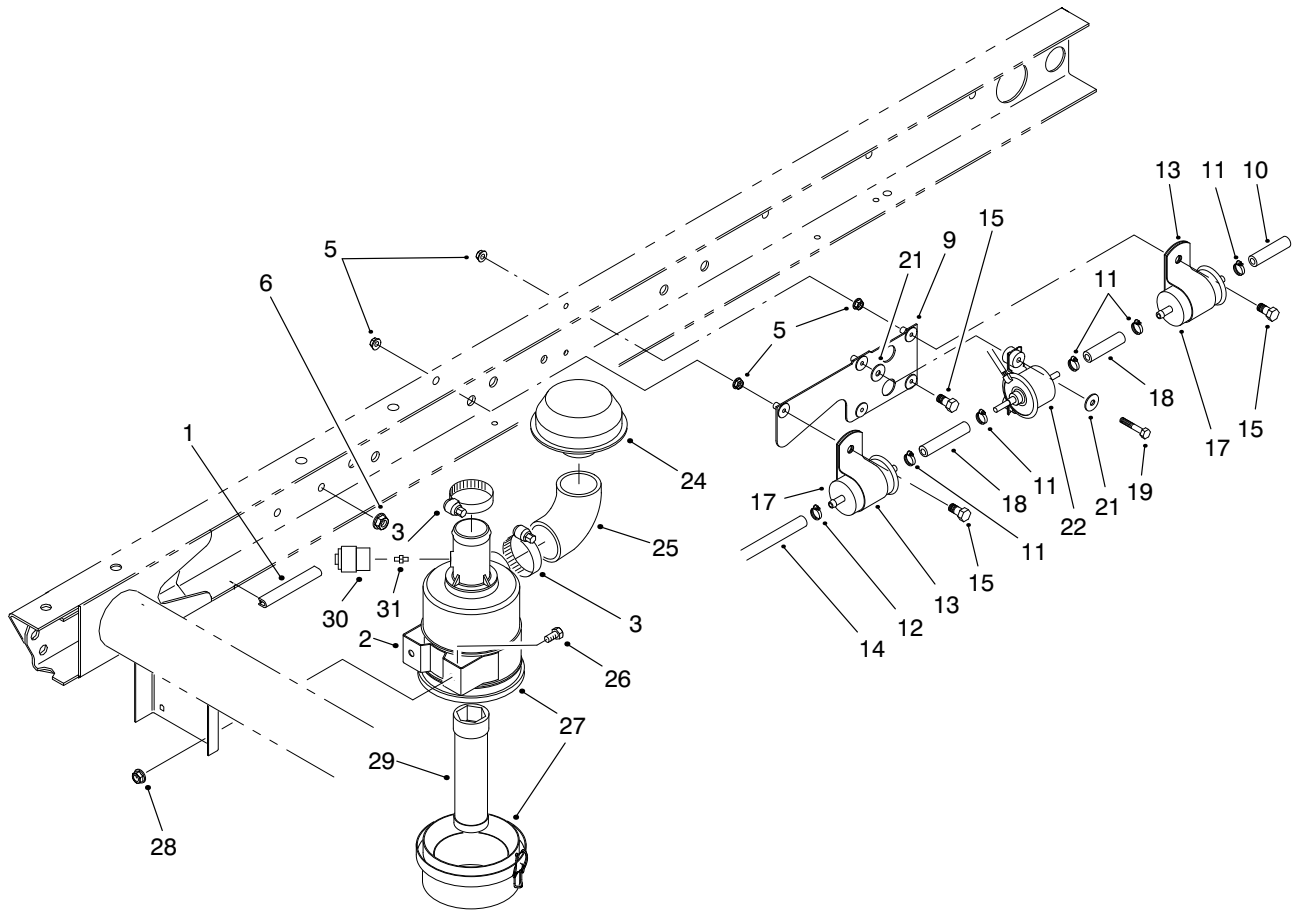


T-3191

BATTERY MOUNT ASSEMBLY

Ref. No.	Part No.	Description	No. Used
1	3290-357	Nut-HFH	6
2	3255-9	Washer-Lock	1
3	87-7610	Tab-Battery Support	1
4	32128-33	Nut-HFH	1
5	2412-89	Clamp-R	1
6	3230-23	Bolt-CARR	4
7	3231-21	Bolt-CARR	6
8	321-4	Screw-HH	1
9	55-7291	Battery (Incl. Ref. #22 & 23)	1
10	19-4050	Knob	2
11	36-3400	Decal-No Step	1
11	84-2780	Decal-No Step (Japan)	1

Ref. No.	Part No.	Description	No. Used
12	87-5130-03	Cover-Battery Base	1
13	3269-27	Rivet-Plastic	4
14	87-7620	Shield-Plastic	1
15	87-5120-03	Bracket-Battery Base	1
16	323-9	Screw-HH	1
17	3256-24	Washer-Flat	2
18	32128-20	Nut-HFH	2
19	87-5110-03	Support-Lower	1
20	3296-39	Nut-Lock	1
21	87-7600	Rod-Battery Support	1
22	55-7160	Cap-Vent	2
23	26-7170	Decal-Toro	1

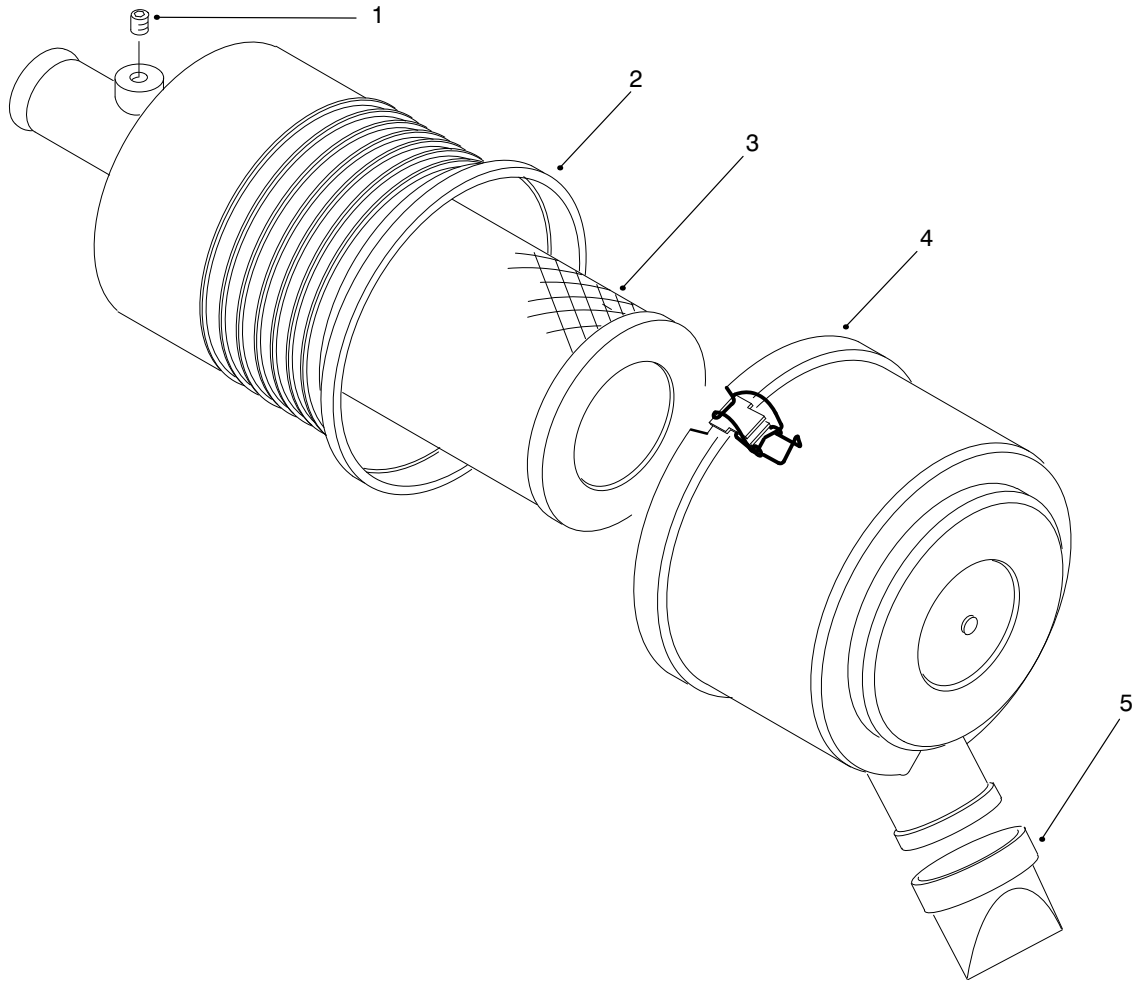


T-3149-4

AIR CLEANER & FUEL SUPPLY ASSEMBLY

Ref. No.	Part No.	Description	No. Used
1	43-4300	Trim	3
2	93-2191	ASM-Band, Mounting	1
3	2412-92	Clamp-Hose	2
5	32128-33	Nut-Hex. Flange	6
6	3290-357	Nut-HFH	2
9	99-9402	Plate	1
10	94-9502	Hose-Fuel	1
11	2412-98	Clamp-Hose	5
12	2412-108	Clamp-Hose	1
13	2412-148	Clamp-R	2
14	63-9640	Hose-Fuel	1
15	3234-10	Screw-HFH	3
17	99-9404	Filter-Fuel	2
18	99-9415	Hose-Fuel	2

Ref. No.	Part No.	Description	No. Used
19	3234-21	Screw-HFH	2
21	3256-67	Washer-Flat	4
22	92-2007	Pump-Fuel	1
24	46-7510	Hood-Air Inlet	1
25	94-5248	Elbow-Intake, Air	1
26	322-2	Screw-HH	2
27	95-5805	ASM-Air Cleaner	1
28	32128-20	Nut-HFH	2
29	98-2982	Filter-Element, Safety (Optional)	1
30	93-9164	Indicator-Service (Optional)	1
31	94-1416	Asm-Adapter, Indicator (Optional)	1



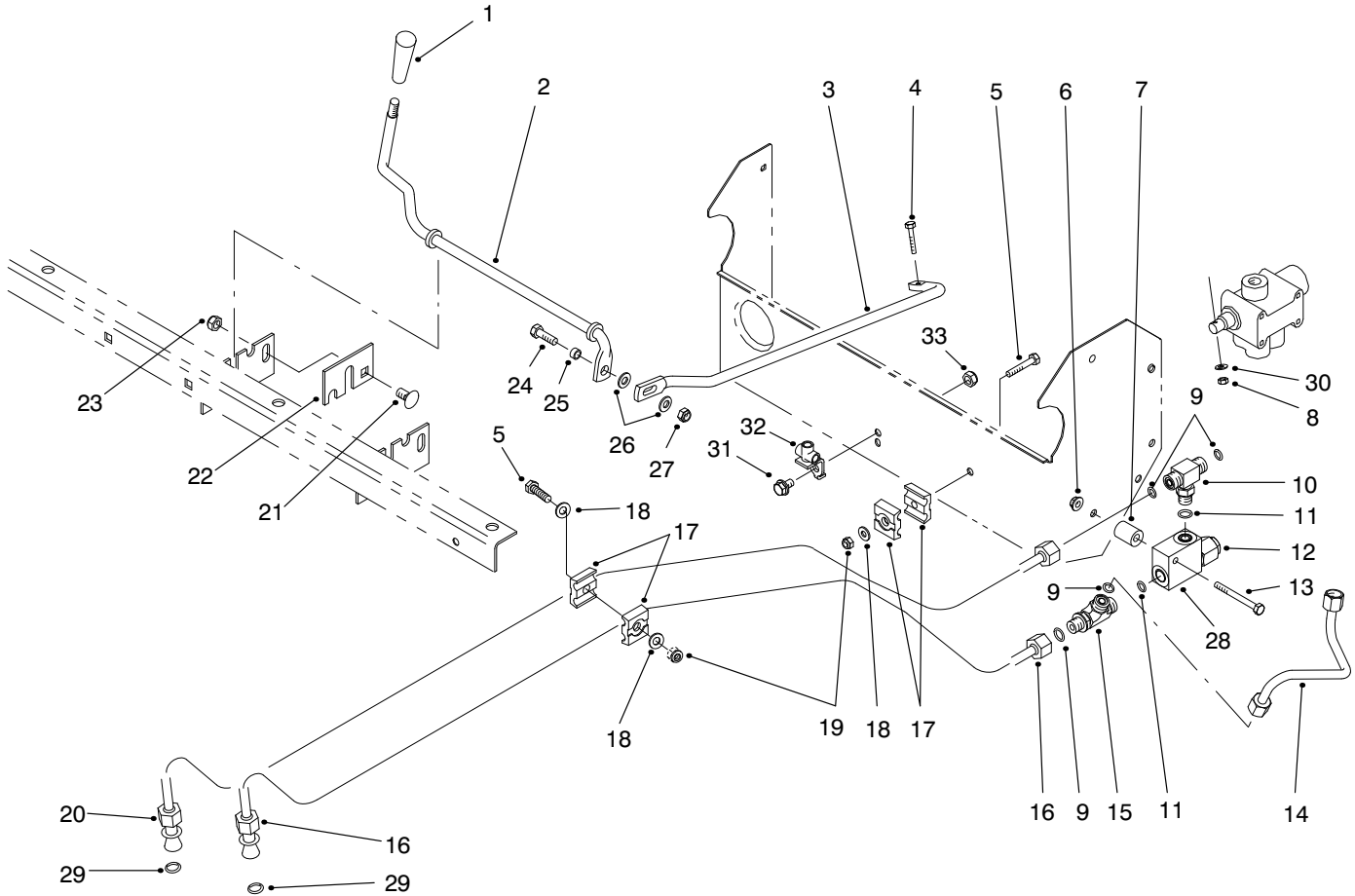
T-2607

AIR CLEANER ASSEMBLY NO. 95-5805

Ref. No.	Part No.	Description	No. Used
1	285-17	Plug	1
2		ASM-Body	1
3	93-2195	Element-Air Cleaner	1
*	98-2981	Element-Filter, Safety (Optional)	1

Ref. No.	Part No.	Description	No. Used
4	94-3652	ASM-Cover	1
5	94-1414	Vacuator	1

*Not Illustrated



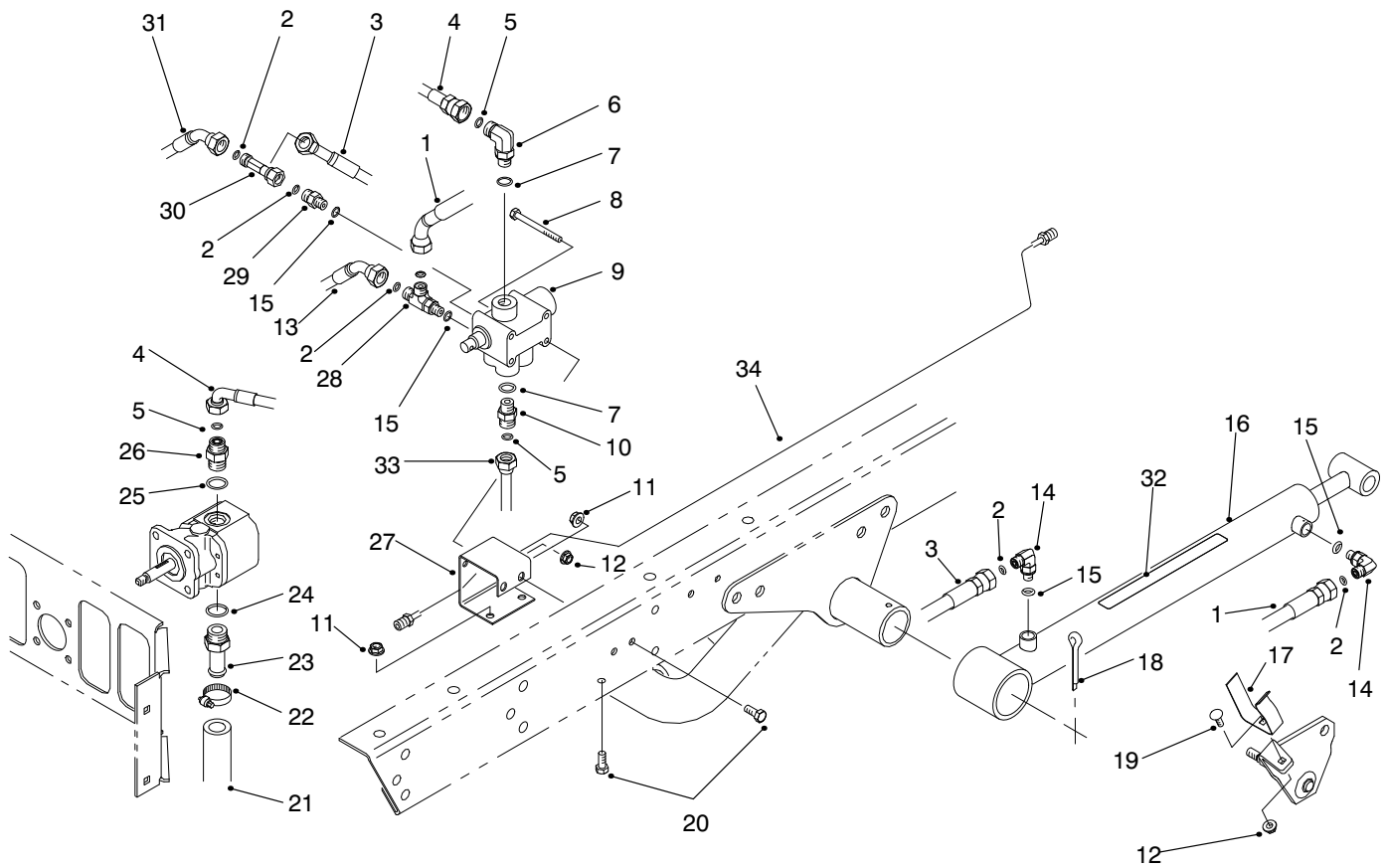
T-1610

LIFT VALVE LINKAGE ASSEMBLY

Ref. No.	Part No.	Description	No. Used
1	233-39	Knob	1
2	87-4500	Rod-Pivot	1
3	87-4510	Rod-Connecting	1
4	87-5150	Screw-HH	1
5	321-9	Screw-HH	2
6	32128-33	Nut-HFH	1
7	75-9610	Spacer	1
8	87-5140	Nut-Lock	1
9	237-22	O-Ring	4
10	340-94	Fitting-Hydraulic Tee (Incl. Ref. #9 & 11)	1
11	237-42	O-Ring	2
12	92-2160	Cartridge-Relief Valve	1
13	321-15	Screw-HH	1
14	87-4560	Tube-Hydraulic	1
15	340-86	Fitting-Hydraulic Tee (Incl. Ref. #9 & 11)	1
16	93-7092	ASM-Hydraulic Tube (Incl. Ref. #29)	1
17	56-7973	Clamp-Hydraulic Tube	4

Ref. No.	Part No.	Description	No. Used
18	3256-22	Washer-Flat	3
19	3296-42	Nut-Lock	2
20	93-7093	ASM-Hydraulic Tube (Incl. Ref. #29)	1
21	3231-21	Bolt-CARR	1
22	87-4490	Bracket-Hold-Down	1
23	3296-39	Nut-Lock	1
24	322-5	Screw-HH	1
25	87-5080	Spacer-Connecting	1
26	3256-23	Washer-Flat	2
27	3296-29	Nut-Lock	1
28	92-2161	Body-Relief Valve	1
29	39-7310	O-Ring	2
30	3256-14	Washer-Flat	1
31	322-2	Screw-HH	1
32	87-3560	Tee-Brake Line	1
33	32128-20	Nut-HFH	1
*	87-3680	ASM-Relief Valve (Incl. Ref. #12 & 28)	1

*Not Illustrated

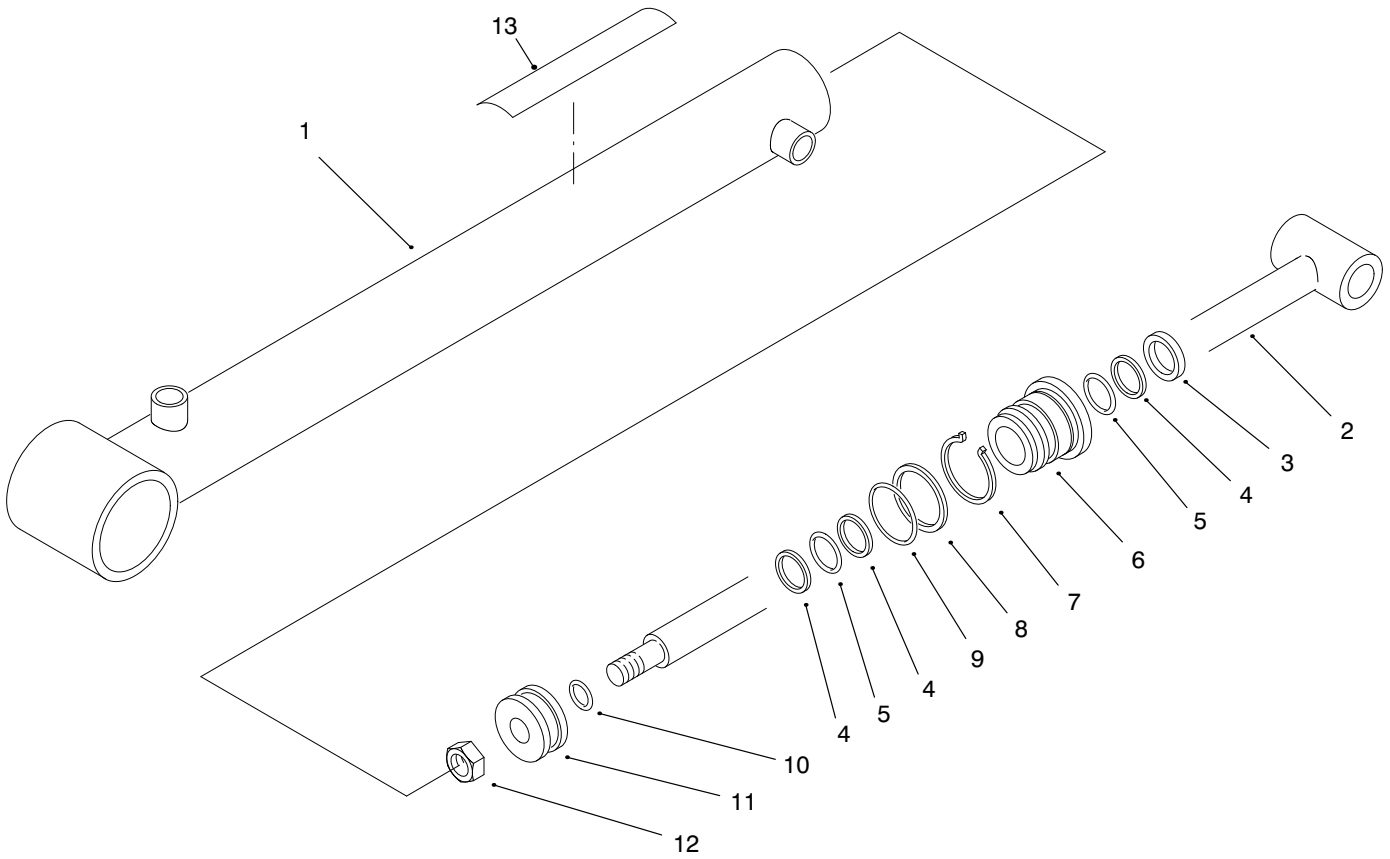


T-1611-1

LIFT VALVE & CYLINDER ASSEMBLY

Ref. No.	Part No.	Description	No. Used
1	92-2697	Hose-Hydraulic	1
2	237-21	O-Ring	6
3	87-4880	Hose-Hydraulic	1
4	87-4870	Hose-Hydraulic	1
5	237-22	O-Ring	3
6	340-77	Fitting-Hydraulic 90° (Incl. Ref. #5 & 7)	1
7	237-42	O-Ring	2
8	321-14	Screw-HH	2
9	43-1950-03	Valve	1
10	340-2	Fitting-Straight	1
11	32128-20	Nut-HFH	4
12	32128-33	Nut-HFH	2
13	87-4910	Hose-Hydraulic	1
14	340-132	Fitting-Hydraulic 90° (Incl. Ref. #2 & 15)	4
15	237-78	O-Ring	4
16	94-5203	ASM-Hydraulic Cylinder (Incl. Ref. #32)	2
17	87-3720	Retainer-Cylinder	2
18	3272-37	Pln-Cotter	2
19	3229-1	Bolt-CARR	2

Ref. No.	Part No.	Description	No. Used
20	322-3	Screw-HH	4
21	87-3670	Hose-Hydraulic	1
22	2412-34	Clamp	1
23	354-136	Fitting-Hydraulic Straight (Incl. Ref. #24)	1
24	237-80	O-Ring	1
25	237-79	O-Ring	1
26	340-3	Fitting-Hydraulic Straight (Incl. Ref. #5 & 25)	1
27	87-4520-03	Bracket-Dump Valve	1
28	340-140	Fitting-Hydraulic Tee (Incl. Ref. #2 & 15)	1
29	340-92	Fitting-Hydraulic Straight (Incl. Ref. #2 & 15)	1
30	340-151	Fitting-Hydraulic Tee (Incl. Ref. #2)	1
31	87-4900	Hose-Hydraulic	1
32	87-7930	Decal-Warning	2
32	92-6415	Decal-Warning (Japan)	2
33	87-4560	Tube-Hydraulic	1
34	94-3844	ASM-Tube, Brake LH Rear	1



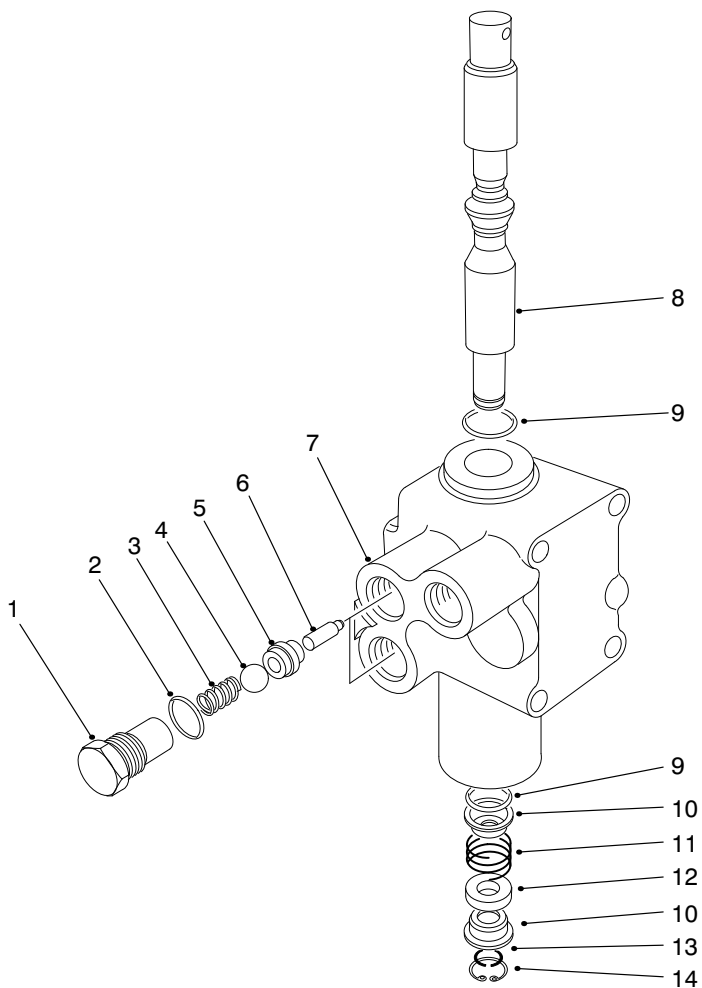
T-2342-1

LIFT CYLINDER NO. 94-5203

Ref. No.	Part No.	Description	No. Used
1	94-5206	ASM-Barrel	1
2	94-5207	Shaft	1
3		Seal-Dust	1
4		Backup	3
5		O-Ring	2
6	92-2162	Head	1
7	84-1680	Ring-Retaining	1
8		Backup	1

Ref. No.	Part No.	Description	No. Used
9		O-Ring	1
10		O-Ring	1
11	43-5150	Piston	1
12	32152-10	Nut	1
13	87-7930	Decal-Warning	1
13	92-6415	Decal-Warning (Japan)	1
*	92-2165	Kit-Repair (Incl. Ref. #3-5 & 8-10)	1

*Not Illustrated

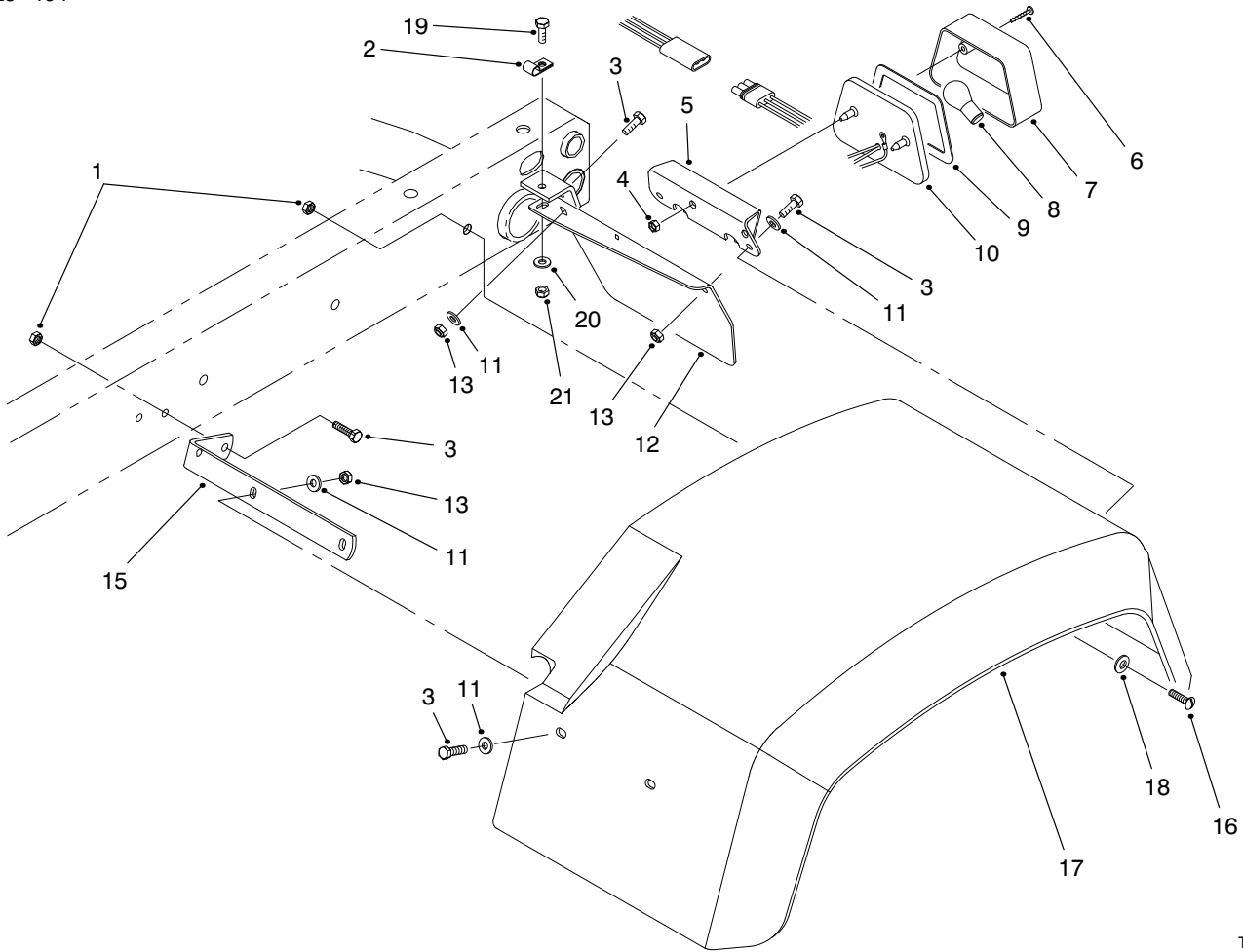


T-0280-3

CONTROL VALVE ASSEMBLY NO. 43-1950-03

Ref. No.	Part No.	Description	No. Used
1	22-8330	Plug	2
2	237-42	O-Ring	2
3	22-8340	Spring	2
4	22-8350	Ball	2
5	22-8370	Seat-Check Valve	2
6	22-8360	Pin-Cam	2
7		Body	1

Ref. No.	Part No.	Description	No. Used
8	22-8420	Spool	1
9	22-8500	O-Ring	2
10	22-8380	Retainer-Spring	2
11	22-8410	Spring	1
12	23-3030	Spacer	1
13	22-8480	Ring-Retaining, Spool	1
14	22-8490	Ring-Retaining	1



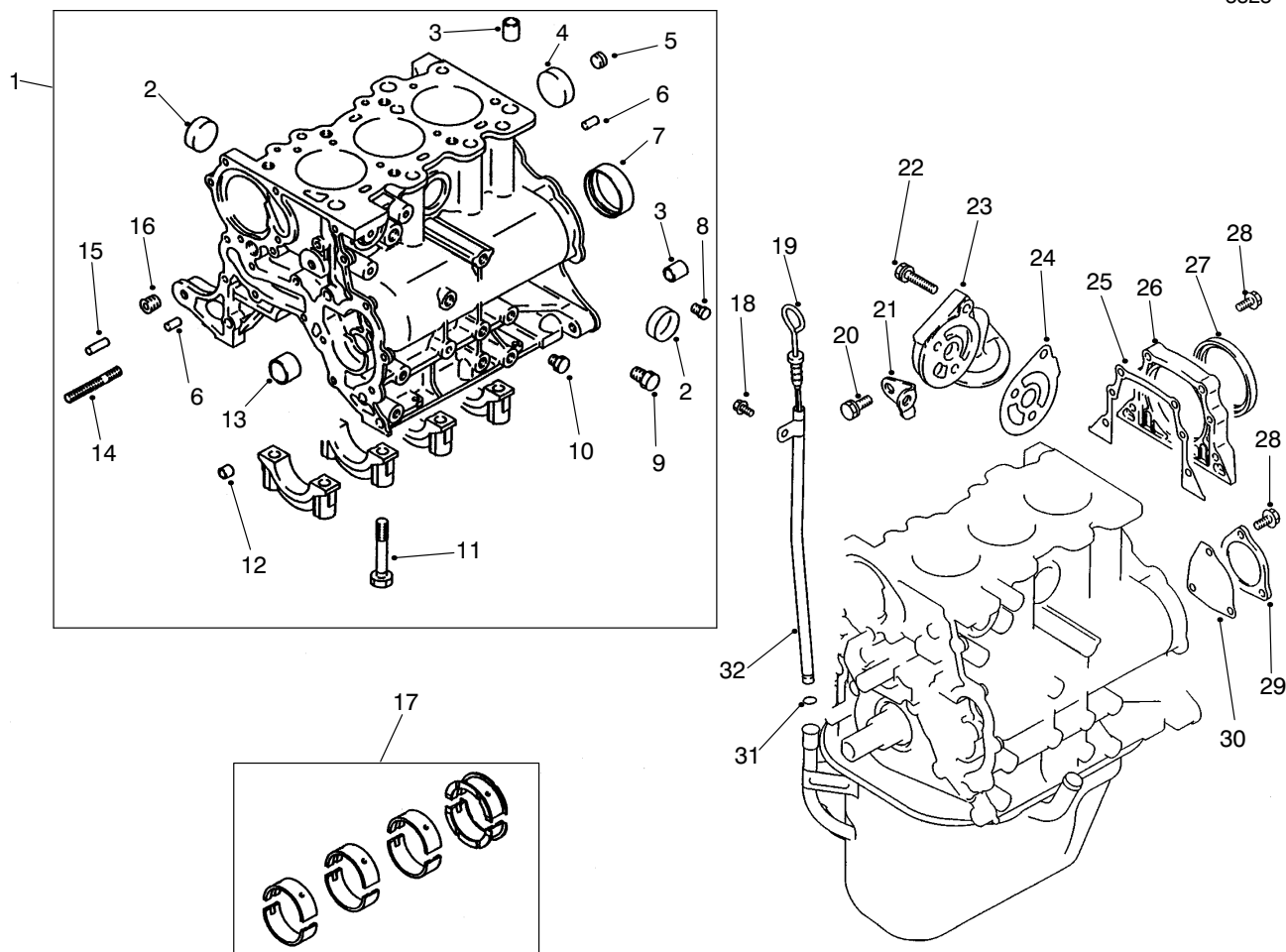
T-1613

REAR FENDER & TAIL LIGHT ASSEMBLY

Ref. No.	Part No.	Description	No. Used
1	3296-39	Nut-Lock	6
2	2412-93	Clamp-R	1
3	321-6	Screw-HH	12
4	3290-506	Palnut	2
5	87-5770-03	U-Bracket-Tail Light	1
6	32144-93	Screw-TAP	2
7	87-6300	Lens	1
8		Bulb (#1157 Std. 12 Volt)	1
9	87-6310	Gasket	1
10	87-2110	ASM-Tail Light (Incl. Ref. #6-9)	1

Ref. No.	Part No.	Description	No. Used
11	3256-22	Washer-Flat	12
12	93-8943-03	Plate-Tail Light LH	1
*	93-8944-03	Plate-Tail Light RH	1
13	3296-42	Nut-Lock	12
15	93-8941-03	Bracket-Front LH	1
*	93-8942-03	Bracket-Front RH	1
16	3274-94	Screw-HSBH	6
17	87-6660	Fender-Rear 24"	2
18	3256-24	Washer-Flat	6
19	322-5	Screw-HH	4
20	3256-23	Washer-Flat	4
21	3296-29	Nut-Lock	4

*Not Illustrated

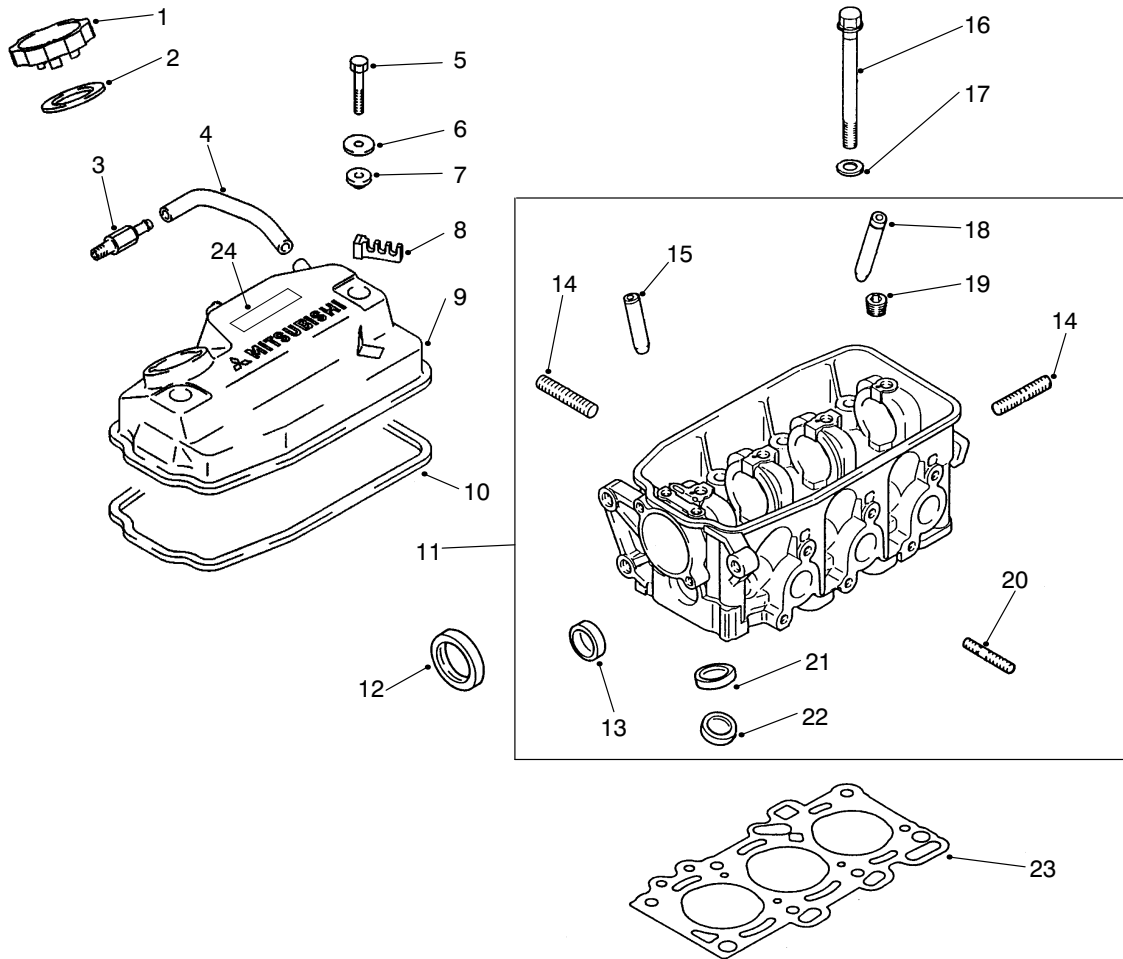


T-1631-1

CYLINDER BLOCK ASSEMBLY

Ref. No.	Part No.	Description	No. Used
1	92-2006	ASM-Crankcase (Incl. Ref. #2-16)	1
2	92-2151	Cap-Sealing	3
3	92-2152	Bushing	4
4	92-1994	Cap-Sealing	1
5	92-1935	Plug-Taper	1
6	92-2148	Pin-Dowel	2
7	92-1982	Bearing-Ring	1
8	92-1902	Plug-Taper	1
9	56-0100	Plug-Taper	1
10	92-1910	Plug-Taper	1
11	67-2250	Bolt	8
12	67-2360	Bushing	4
13	92-1981	Bearing-Front	1
14	92-5107	Stud	1
15	92-1958	Pin-Dowel	1
16	67-2390	Plug-Taper	1

Ref. No.	Part No.	Description	No. Used
17	92-1956	Bearing-Set, Main	1
18	92-5112	Bolt-Flange Head	1
19	92-5110	Gauge-Oil Level	1
20	92-2144	Bolt	2
21	92-5109	Stay-Oil Filter	1
22	92-2143	Bolt	3
23	92-2012	Bracket-Oil Filter	1
24	92-5108	Gasket-Bracket	1
25	92-1987	Gasket	1
26	92-2045	Housing-Seal, Oil	1
27	92-1952	Seal-Oil	1
28	92-2131	Bolt-HFH	7
29	92-1945	Cover-Rear	1
30	92-1991	Gasket	1
31	92-1925	O-Ring	1
32	92-5111	Guide-Oil Level Gauge	1



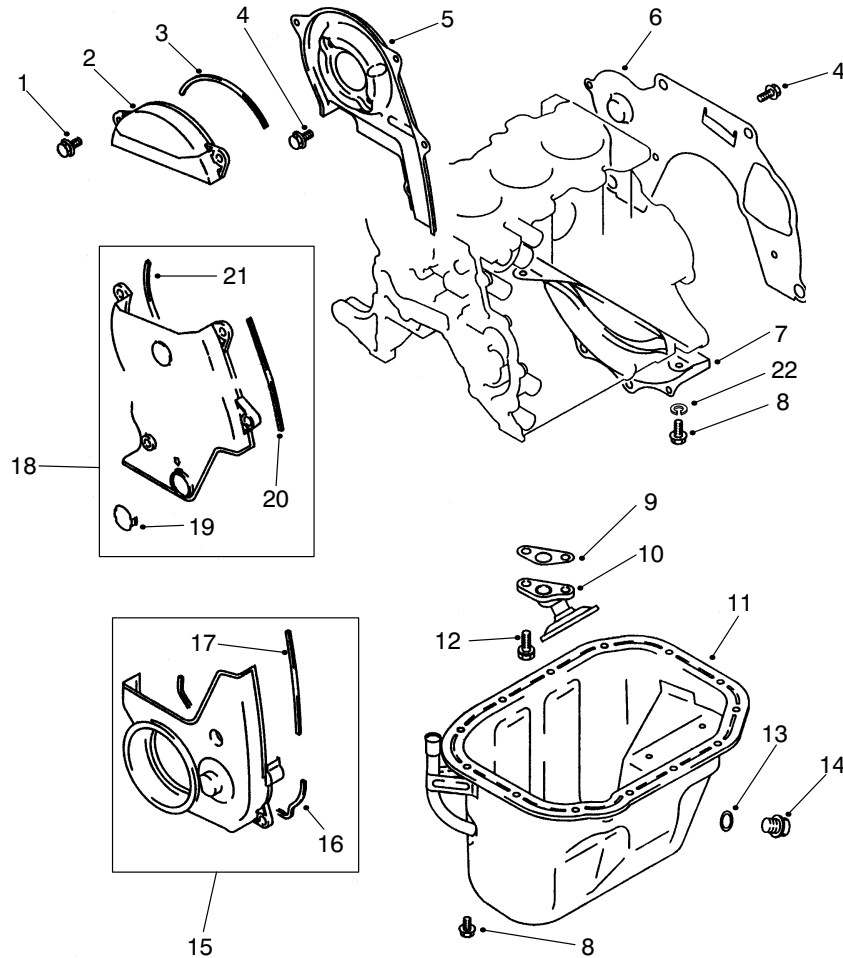
T-1630-2

ROCKER COVER & CYLINDER HEAD ASSEMBLY

Ref. No.	Part No.	Description	No. Used
1	92-1975	Cap-Oil (Incl. Ref. #2)	1
2	92-1943	Packing	1
3	92-2050	PCV Valve	1
4	92-2026	Hose-PCV Valve	1
5	92-2128	Bolt-Cover	2
6	92-2063	Washer	2
7	92-1929	Seal-Oil	2
8	92-1915	Clamp-Cable	1
9	94-5295	ASM-Cover (Incl. Ref. #8, 10 & 24)	1
10	92-1944	Gasket-Cover, Rocker	1
11	92-2034	Head-Cylinder (Incl. Ref. #13-15 & 18-22)	1
12	92-2021	Seal-Oil	1
13	92-2151	Cap-Sealing	1
14	42-9560	Stud	3
15	92-1926	Guide-Intake Valve (.05 mm OS)	3
*	92-5103	Guide-Intake Valve (.25 mm OS)	3
*	92-5104	Guide-Intake Valve (.50 mm OS)	3

Ref. No.	Part No.	Description	No. Used
16	92-1971	Bolt	8
17	92-1903	Washer	8
18	92-1911	Guide-Exhaust Valve (.05 mm OS)	1
*	92-5105	Guide-Exhaust Valve (.25 mm OS)	1
*	92-5106	Guide-Exhaust Valve (.50 mm OS)	1
19	92-1916	Plug-Taper	1
20	92-1905	Stud	6
21	92-1959	Seat-Intake Valve (.30 mm OS)	3
*	92-5102	Seat-Intake Valve (.60 mm OS)	3
22	92-1976	Seat-Exhaust Valve (.30 mm OS)	3
*	92-5101	Seat-Exhaust Valve (.60 mm OS)	3
23	92-1997	Gasket-Cylinder	1
24	94-5296	Label-Emission	1

*Not Illustrated

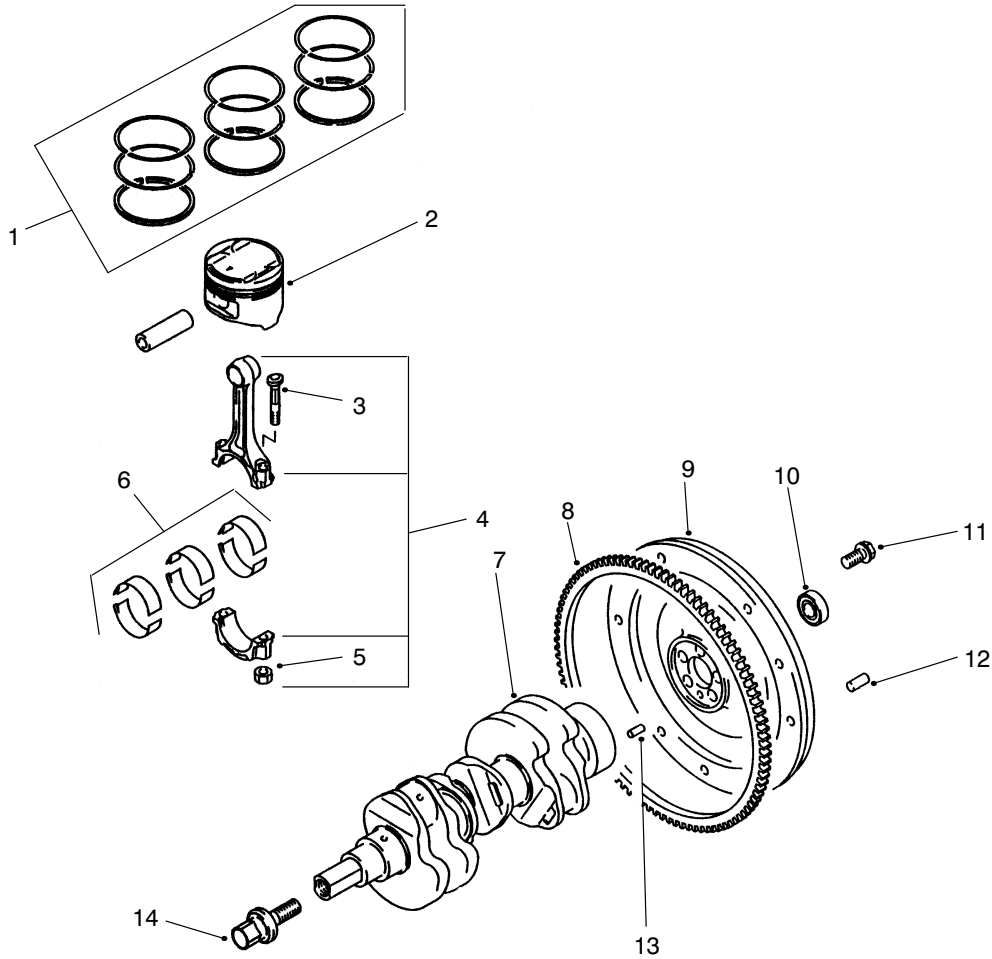


T-1632-1

COVERS & OIL PAN ASSEMBLY

Ref. No.	Part No.	Description	No. Used
1	92-5113	Bolt-HFH	3
2	92-1965	ASM-Cover (Incl. Ref.#3)	1
3	92-1962	Gasket	1
4	92-2131	Bolt-HFH	2
5	92-2035	Cover-Front	1
6	92-1937	Plate-Rear	1
7	92-1938	Cover-Bell Housing	1
8	48-7610	Bolt-Hex. Head	2
9	92-1988	Gasket-Oil	1
10	92-2019	Strainer-Oil	1
11	92-2053	ASM-Oil Pan (Incl. Ref.#13-14)	1

Ref. No.	Part No.	Description	No. Used
12	92-2137	Bolt/washer	2
13	92-1921	Gasket-Oil	1
14	92-1920	Plug-Oil	1
15	92-1967	ASM-Cover (Incl. Ref. #16-17)	1
16	92-1939	Gasket	1
17	92-1940	Gasket	1
18	92-1996	ASM-Cover, Front (Incl. Ref.#19-21)	1
19	92-1907	Cover-Access	1
20	92-1962	Gasket	1
21	92-1966	Gasket	1
22	3253-3	Washer-Lock	2



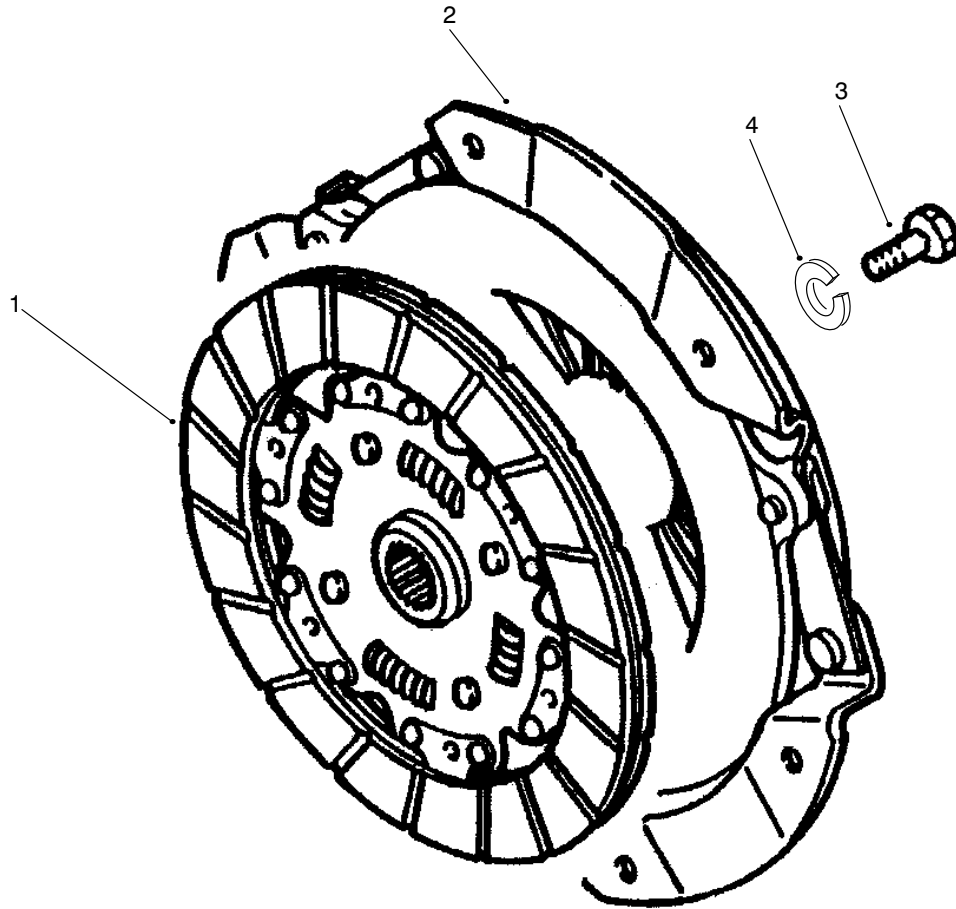
T-1633-1

PISTON & CRANKSHAFT ASSEMBLY

Ref. No.	Part No.	Description	No. Used
1	92-2014	Piston Ring Set (Std.)	1
*	92-5118	Piston Ring Set (.25 mm OS)	1
*	92-2015	Piston Ring Set (.50 mm OS)	1
*	92-5120	Piston Ring Set (.75 mm OS)	1
*	92-5121	Piston Ring Set (1.00 mm OS)	1
2	92-2005	Piston & Pin (Std.)	3
*	92-2013	Piston & Pin (.50 mm OS)	3
*	92-5116	Piston & Pin (.75 mm OS)	3
*	92-5117	Piston & Pin (1.00 mm OS)	3

Ref. No.	Part No.	Description	No. Used
3	92-2003	Bolt-Connecting Rod	6
4	92-1999	Rod-Connecting (Incl. Ref. #3 & 5)	3
5	92-1923	Nut	6
6	92-1957	Rod Bearing Set	1
7	92-1995	ASM-Crankshaft	1
8	92-1942	Gear-Ring	1
9	92-1980	Flywheel	1
10	92-1914	Bearing-Ball	1
11	92-1934	Bolt-Flywheel	5
12	42-7160	Pin-Dowel	3
13	92-2148	Pin-Dowel	1
14	92-2057	Bolt-Crankshaft PTO	1

*Not Illustrated

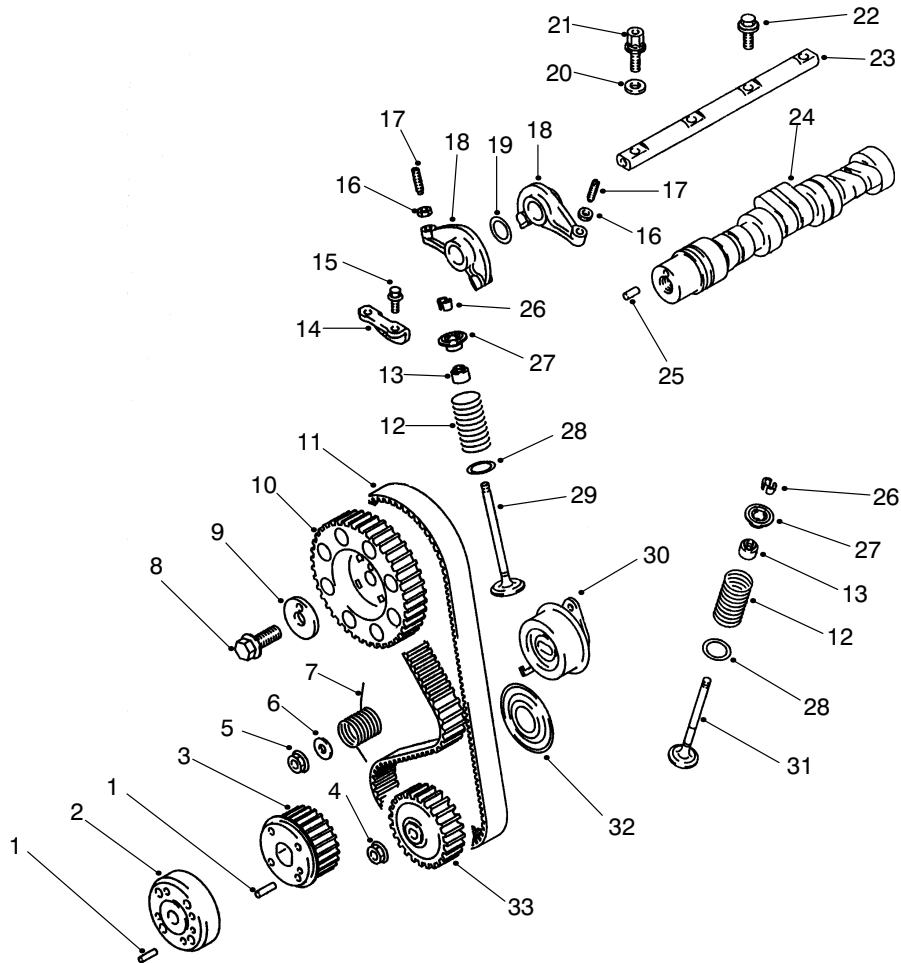


T-1644-1

CLUTCH & CLUTCH RELEASE ASSEMBLY

Ref. No.	Part No.	Description	No. Used
1	98-2959	Disc-Clutch	1
2	98-2958	Cover-Clutch	1

Ref. No.	Part No.	Description	No. Used
3	48-7700	Bolt	6
4	3253-4	Washer-Lock	6

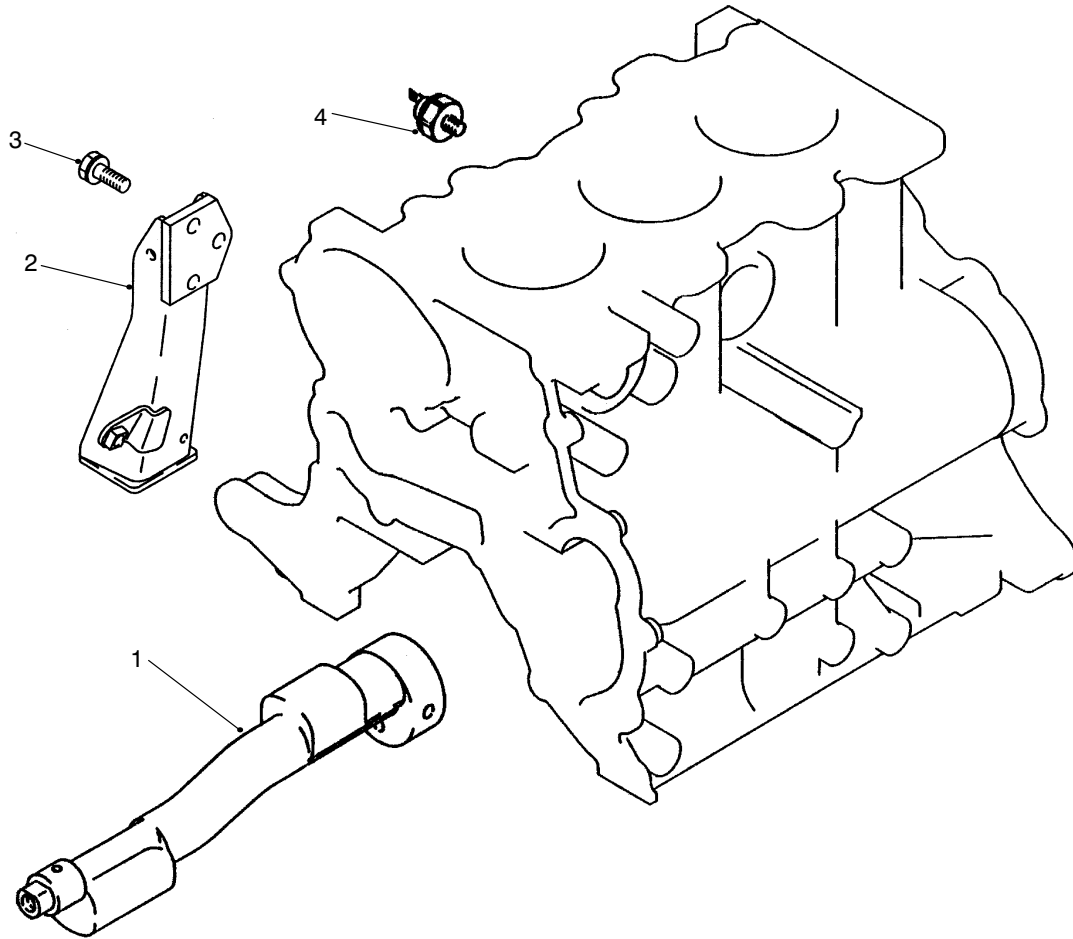


T-1634-1

CAMSHAFT & VALVES ASSEMBLY

Ref. No.	Part No.	Description	No. Used
1	92-2149	Pin	2
2	92-2062	ASM-PTO Adapter (Incl. Ref.#1)	1
3	92-2061	ASM-PTO Sprocket (Incl. Ref.#1)	1
4	92-5122	Nut-Timing Belt	1
5	92-2145	Nut-HFH	1
6	92-2147	Washer	1
7	92-2001	Spring	1
8	92-2135	Bolt-HFH	1
9	92-1922	Washer	1
10	92-2000	Sprocket	1
11	92-2059	Belt-Timing	1
12	92-1977	Spring-Valve	6
13	92-1961	Seal-Valve	6
14	92-1964	Plate-Cam	1
15	92-2130	Bolt-HFH	2
16	92-1909	Nut	6

Ref. No.	Part No.	Description	No. Used
17	92-1953	Screw-Adjusting	6
18	92-1947	Arm-Rocker	6
19	92-1930	Washer-Wave	2
20	92-1972	Washer	2
21	92-2017	Bolt-Rocker Shaft	2
22	92-2018	Bolt-Rocker Shaft	2
23	92-1973	Shaft-Rocker Arm	1
24	92-2049	ASM-Camshaft (Incl. Ref.#25)	1
25	92-2010	Pin-Dowel	1
26	42-7860	Lock-Valve	12
27	92-1931	Retainer	6
28	92-1936	Seal-Valve	6
29	92-1954	Valve-Inlet	3
30	92-1968	Tensioner-Belt	1
31	92-1955	Valve-Exhaust	3
32	92-2056	Flange-PTO	1
33	92-2042	Sprocket-Oil	1

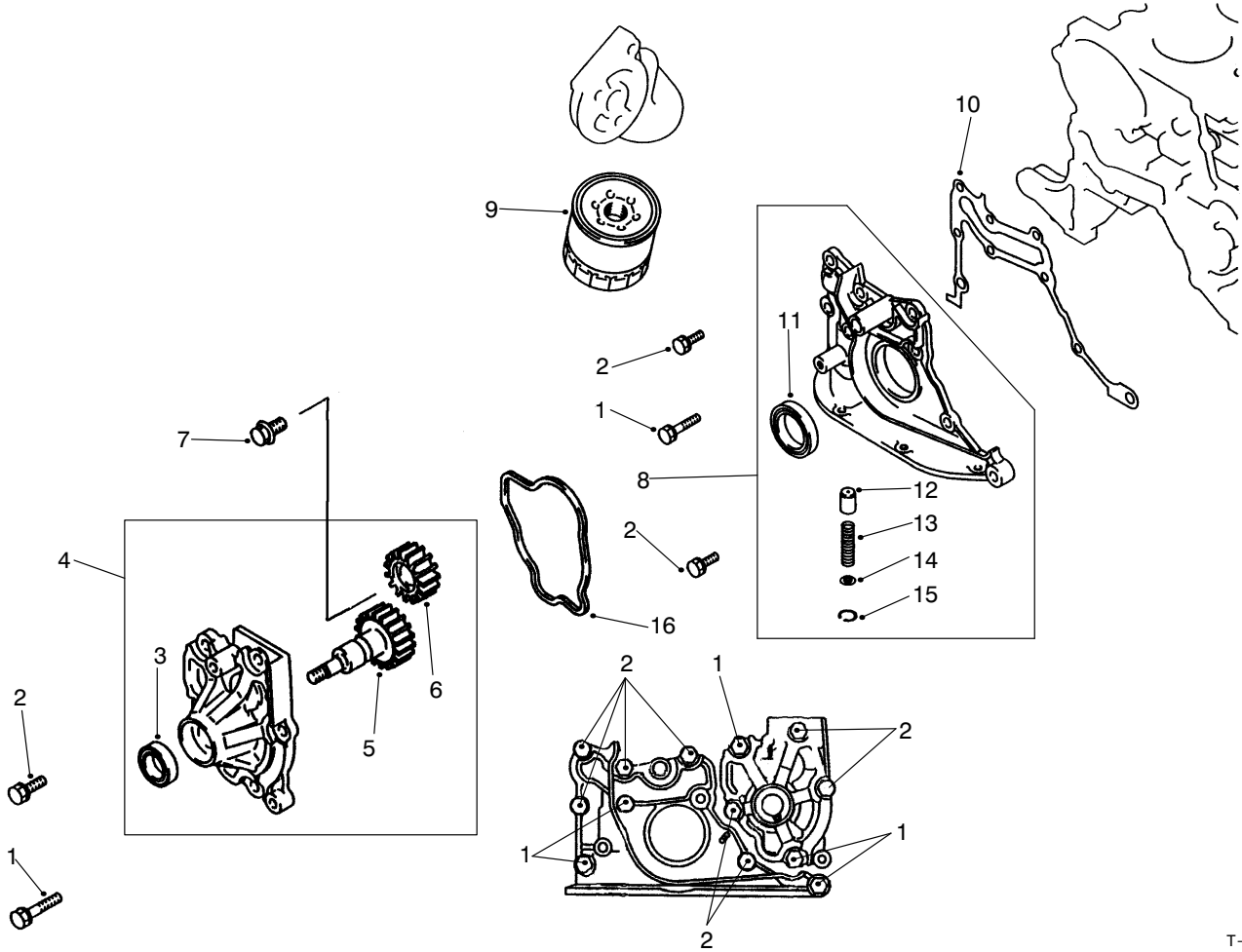


T-1635-1

BALANCER & OIL PRESSURE SWITCH & ENGINE MOUNT

Ref. No.	Part No.	Description	No. Used
1	92-1998	Shaft-Balancer	1
2	92-2022	Mount-Engine	1

Ref. No.	Part No.	Description	No. Used
3	92-5123	Bolt-Engine Mount	3
4	92-1978	Switch-Oil Pressure	1

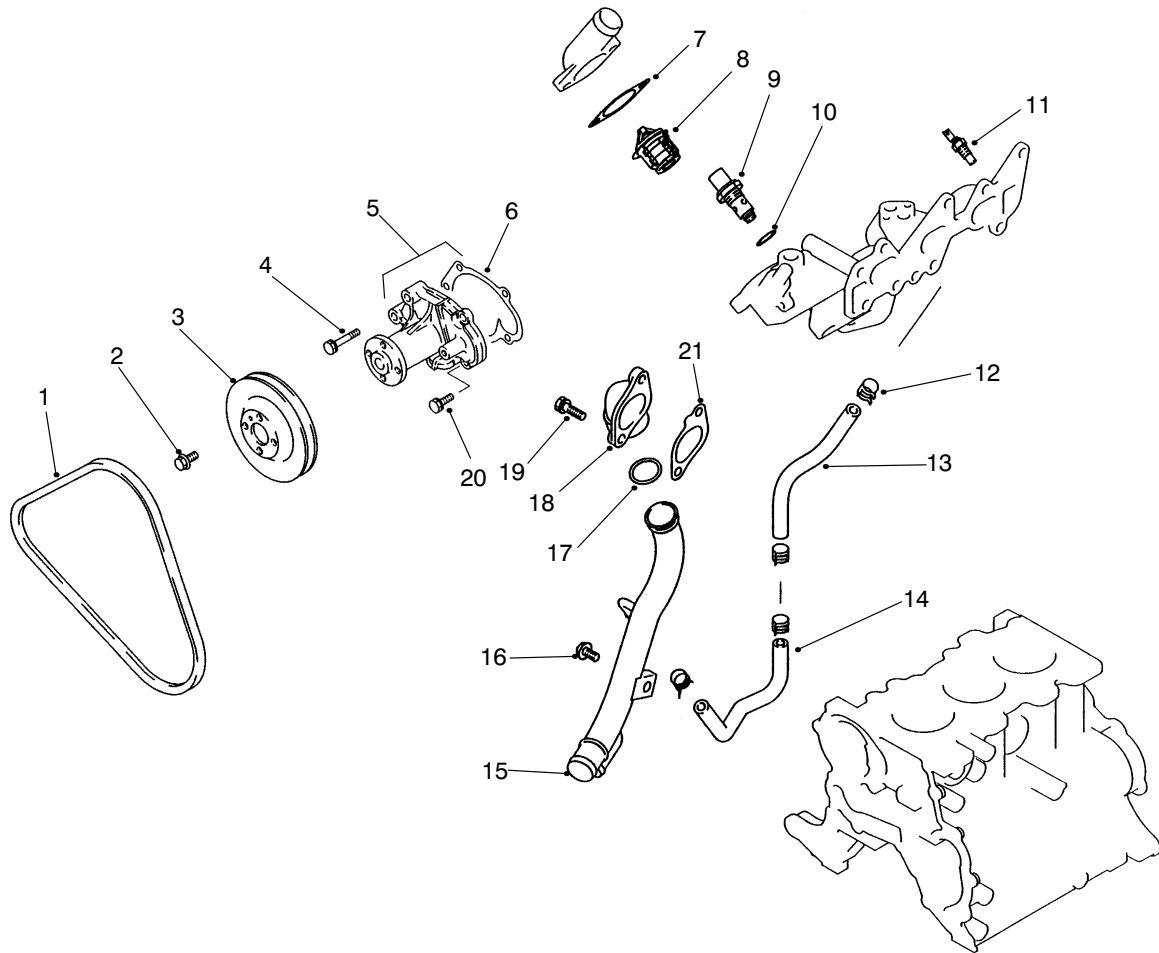


T-1636-1

OIL PUMP & FILTER ASSEMBLY

Ref. No.	Part No.	Description	No. Used
1	67-2560	Bolt/washer	5
2	42-9400	Bolt/washer	8
3	92-2032	Seal-Oil	1
4	92-2046	ASM-Oil Pump (Incl. Ref.#3, 5 & 6)	1
5	92-1948	Gear-Oil Pump	1
6	92-1949	Gear-Oil Pump	1
7	92-1918	Bolt-HFH	1
8	92-1974	ASM-Case (Incl. Ref.#11-15)	1

Ref. No.	Part No.	Description	No. Used
9	67-4330	Filter-Oil	1
10	92-1946	Gasket-Front	1
11	92-1960	Seal-Oil	1
12	92-1927	Plunger-Relief	1
13	92-1928	Spring-Relief	1
14	92-1983	Retainer	1
15	92-2150	Ring-Snap	1
16	92-1941	Gasket-Oil	1

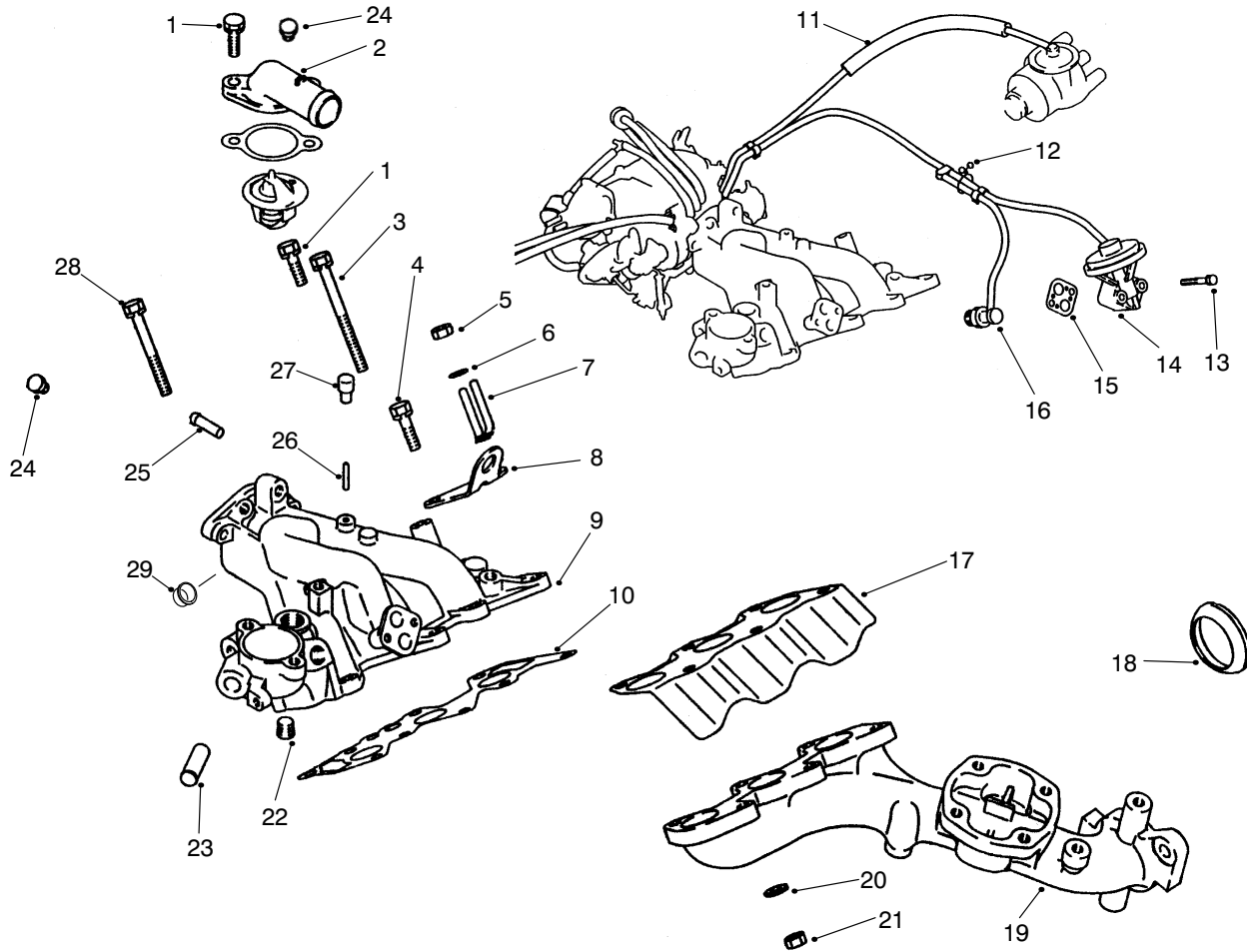


T-1639-1

WATER PUMP & THERMOSTAT ASSEMBLY

Ref. No.	Part No.	Description	No. Used
1	92-2041	V-Belt	1
2	92-5112	Bolt-HFH	4
3	92-2040	Pulley	1
4	92-2142	Bolt/washer	3
5	92-2060	ASM-Water Pump (Incl. Ref.#6)	1
6	92-1989	Gasket	1
7	92-1950	Gasket	1
8	92-2039	Kit-Thermostat (Incl. Ref.#7)	1
9	92-5160	Valve-Thermostat	1
10	92-5161	Gasket	1

Ref. No.	Part No.	Description	No. Used
11	92-1933	Gauge-Water Temperature	1
12	54-1400	Clip	4
13	92-1924	Hose-Water By-Pass	1
14	92-2009	Hose-By-Pass	1
15	92-2024	Pipe-Water	1
16	92-2132	Bolt	1
17	92-1908	O-Ring	1
18	92-2008	Cover	1
19	92-2138	Bolt	2
20	42-9400	Bolt	2
21	92-2155	Gasket-Water Inlet	1

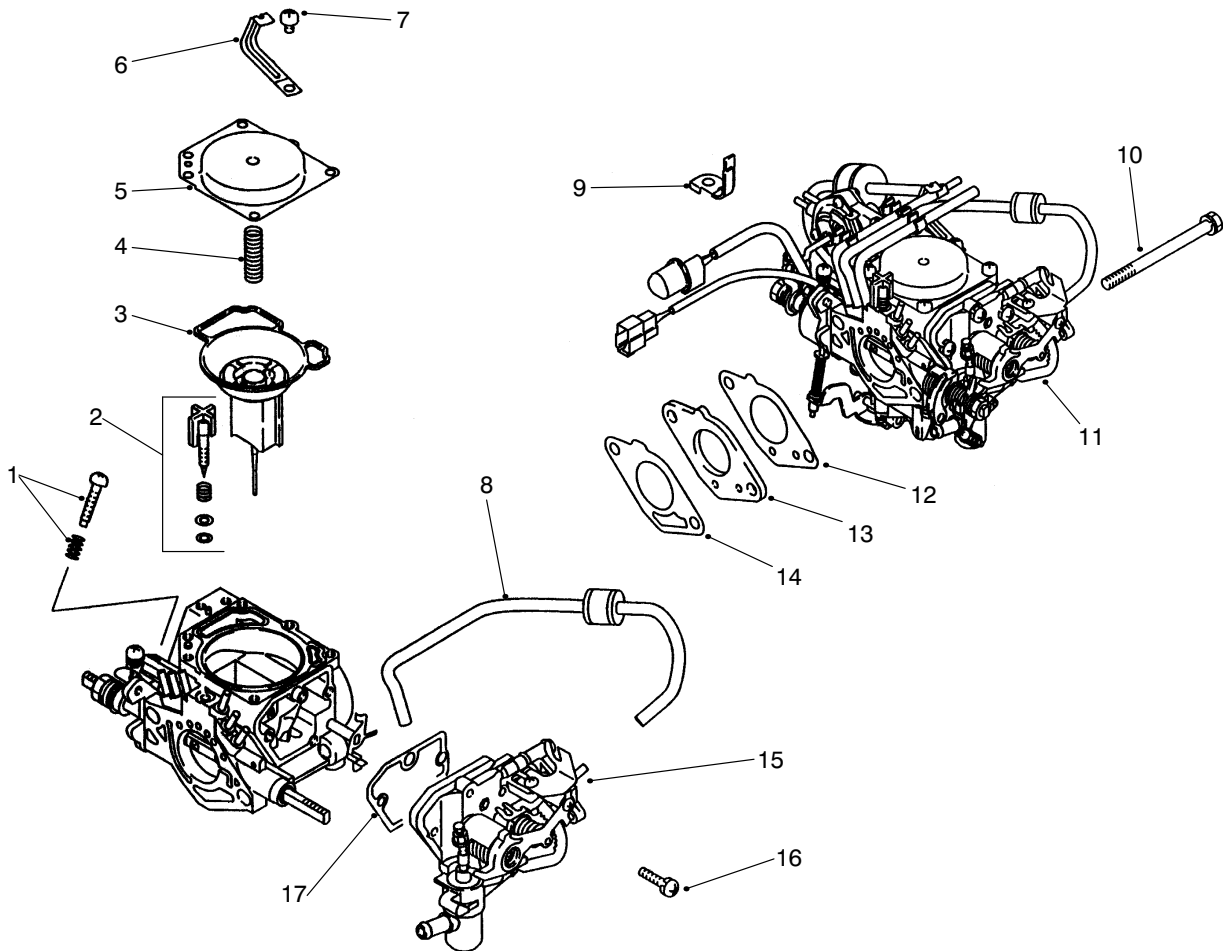


T-1640-1

EXHAUST & INTAKE MANIFOLD ASSEMBLY

Ref. No.	Part No.	Description	No. Used
1	92-2138	Bolt	3
2	92-2157	Outlet-Water	1
3	92-2141	Bolt	2
4	92-2139	Bolt	1
5	67-4670	Nut	2
6	67-3260	Washer	2
7	92-1901	Clip	1
8	92-1963	Mount-Engine	1
9	92-2054	Manifold-Intake (Incl. Ref.#22, 23, 25 & 26)	1
10	92-1993	Gasket-Intake	1
11	92-5164	ASM-Hose	1
12	92-5165	Clip	1
13	92-5166	Bolt	2
14	94-5294	Valve-EGR	1

Ref. No.	Part No.	Description	No. Used
15	92-5163	Gasket-EGR Valve	1
16	92-1906	ASM-Valve	1
17	92-2036	Cover-Exhaust Manifold	1
18	92-2044	Gasket-Exhaust Ring	1
19	92-2023	Manifold-Exhaust	1
20	48-8030	Washer	6
21	48-7930	Nut	6
22	67-2390	Plug-Taper	1
23	92-1912	Pipe-Manifold	1
24	92-5162	Plug-Inlet	2
25	92-1917	Nipple	1
26	92-1951	Nipple	1
27	92-2002	Cap Inlet	1
28	92-2140	Bolt	1
29	92-2151	Cap-Plug	1

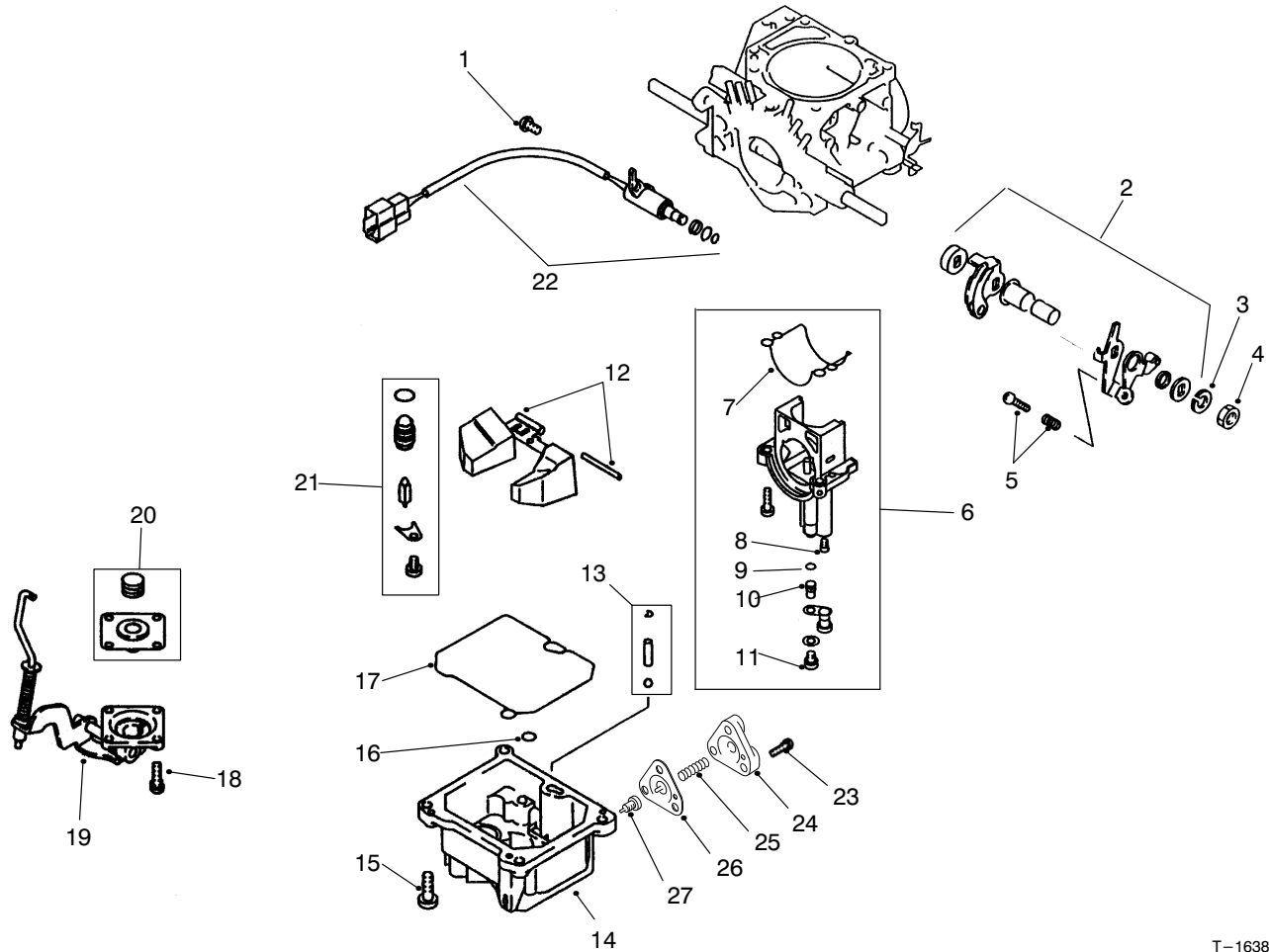


T-1637-1

CARBURETOR INSTALLATION ASSEMBLY

Ref. No.	Part No.	Description	No. Used	Ref. No.	Part No.	Description	No. Used
1	92-5136	Kit-Adjusting Screw	1	10	92-5157	Bolt	2
†2		Kit-Mixing Screw	1	11	94-5288	Carburetor	1
3	92-5142	Valve-Carburetor Piston	1	12	92-2038	Kit-Gasket	1
4	92-5137	Spring	1	13	92-5128	Insulator-Carburetor	1
5	92-5126	Cover-Carburetor Top	1	14	92-2037	Kit-Gasket	1
6	92-5156	Clamp-Carburetor INR	1	15	92-5124	Body-Choke, Auto	1
7	92-5145	Screw	6	16	92-5149	Screw	1
8	92-5134	Orifice-Choke	1	17	92-5143	Gasket-Choke, Auto	1
9	92-5155	Clamp-Carburetor	1				

†Items must be serviced by Mitsubishi authorized Toro Dealer/Distributor.



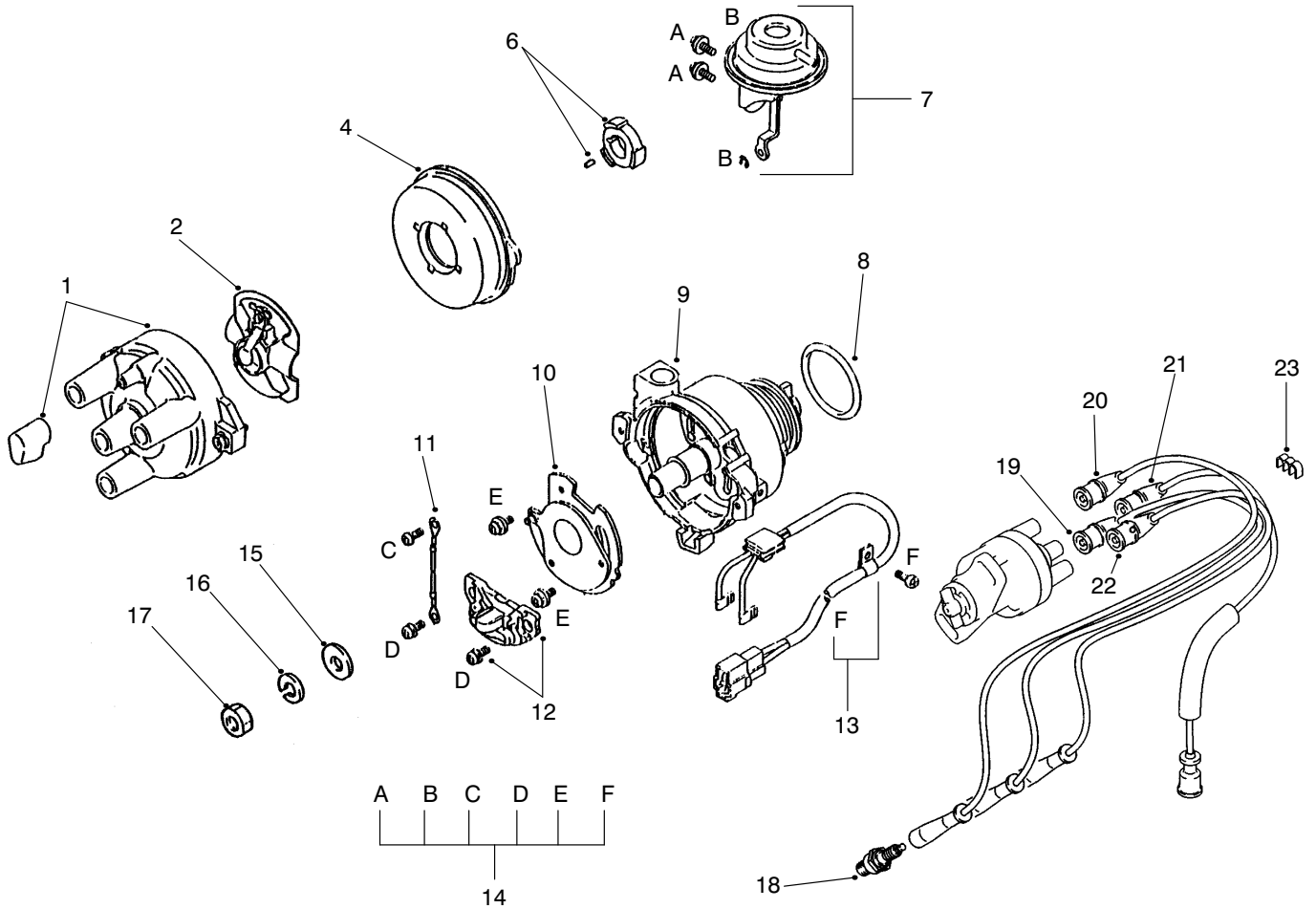
T-1638-1

CARBURETOR ASSEMBLY

Ref. No.	Part No.	Description	No. Used
1	92-5148	Screw	1
2	92-5133	Kit-Lever, Throttle	1
3	67-3260	Washer	1
4	92-5154	Nut-Carburetor, INR	1
5	92-5135	Kit-Screw Adjusting, Idle	1
†6		Kit-Holder, Main Jet (Incl. Ref.#7-11)	1
†7		O-Ring	1
†8		Jet-Pilot	1
†9		O-Ring	1
†10		Jet-Main	1
†11		Jet-Power	1
12	92-5127	Kit-Float & Pin	1
13	92-5125	Kit-Check Valve	1

Ref. No.	Part No.	Description	No. Used
14	94-5293	ASM-Float Chamber Cover (Incl. Ref. #23-27)	1
15	92-5147	Screw	4
16	92-5151	O-Ring	1
17	92-5153	O-Ring	1
18	92-5146	Screw	4
19	92-2110	Cover-Acc. Pump	1
20	92-2154	Kit-Diaphragm	1
21	92-5140	Kit-Needle Valve	1
22	92-5141	Valve-Fuel Cut-Off	1
23		Screw	1
24		Cover-Diaphragm	1
25		Spring-Diaphragm	1
26		Diaphragm-Power Beyond	1
27		Jet-Power Beyond	1

†Items must be serviced by Mitsubishi authorized Toro Dealer/Distributor.



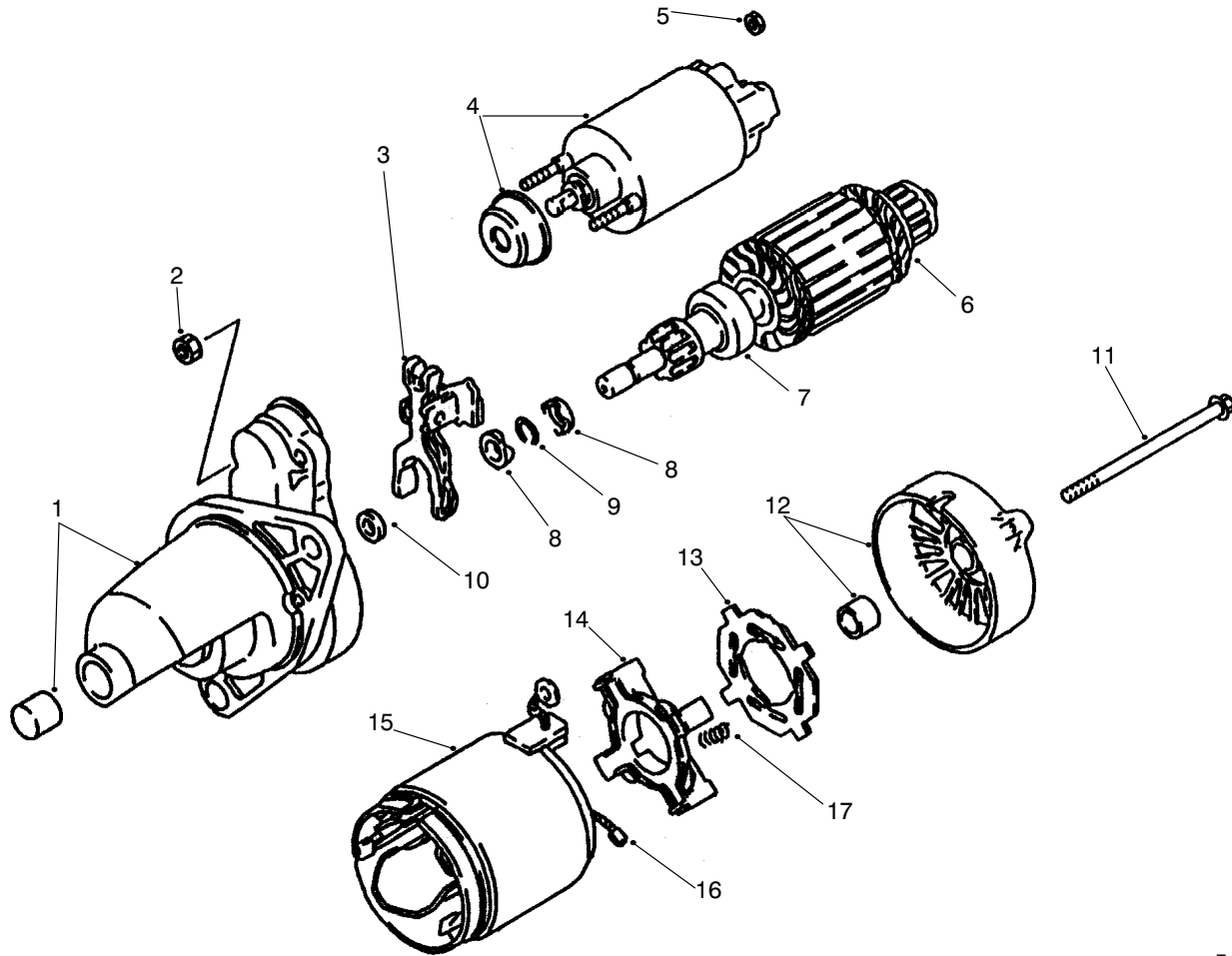
T-1643-1

DISTRIBUTOR ASSEMBLY

Ref. No.	Part No.	Description	No. Used
1	92-2114	ASM-Cap	1
2	92-2113	Rotor	1
4	98-2953	Cover-Breaker	1
6	92-2116	ASM-Signal Rotor	1
7	92-2117	Chamber-Vacuum	1
8	92-2109	O-Ring	1
9	92-2122	Housing	1
10	92-2118	Plate	1
11	92-2119	Wire-Lead	1
12	92-2108	Igniter Set	1
13	92-2121	ASM-Wire, Lead	1
14	92-2115	Screw Set	1
15	92-2146	Washer	1

Ref. No.	Part No.	Description	No. Used
16	67-3260	Washer	1
17	67-4670	Nut	1
18	92-2153	Plug-Spark (NGK BPR4ES)	3
19	94-5233	Wire-Spark Plug, #2	1
20	94-5232	Wire-Spark Plug, #1	1
21	92-2028	Wire-High Tension	1
22	94-5234	Wire-Spark Plug, #3	1
23	92-5172	Clamp	1
*	92-2043	ASM-Distributor (Incl. Ref.#1-14)	1
*	92-2125	ASM-Spark Plug Wire Set (Incl. Ref.#19-22)	1

*Not Illustrated



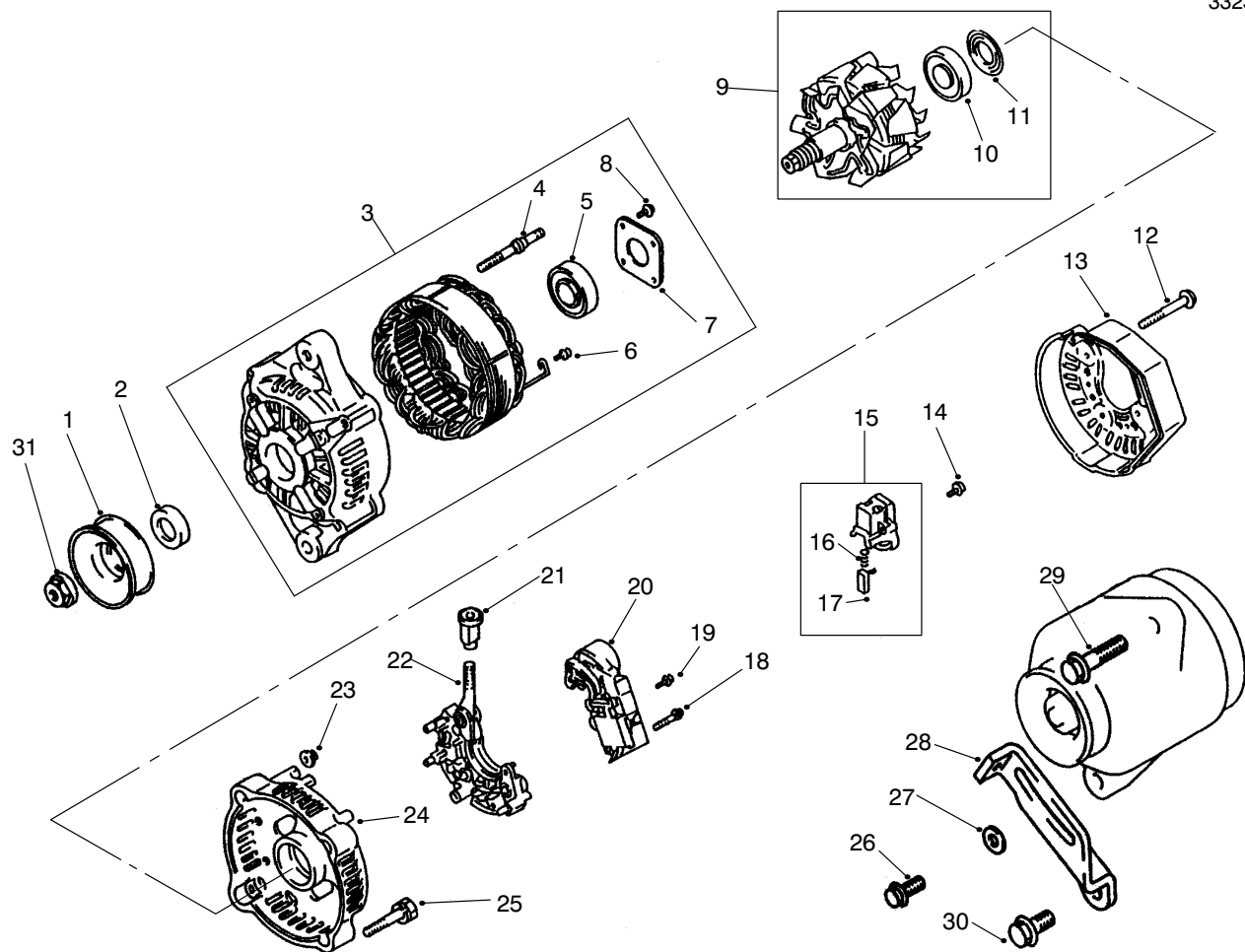
T-1641-1

STARTER ASSEMBLY

Ref. No.	Part No.	Description	No. Used
1	92-5167	Bracket-Front	1
2	92-2106	Nut	2
3	92-2102	Lever-Clutch	1
4	92-2095	Kit-Switch	1
5	92-2107	Nut	1
6	92-2093	Armature	1
7	92-2094	Clutch	1
8	92-2097	Nut	2
9	92-2096	Ring-Snap	1
10	92-2098	Washer	1

Ref. No.	Part No.	Description	No. Used
11	92-2099	Bolt	2
12	92-5168	Bracket-Rear	1
13	92-2092	Insulator	1
14	92-2091	ASM-Holder	1
15	92-2088	Yoke (Incl. Ref.#16)	1
16	92-2089	Brush	4
17	92-2090	Spring	4
*	92-2055	ASM-Starter (Incl. Ref.#1-17)	1

*Not Illustrated

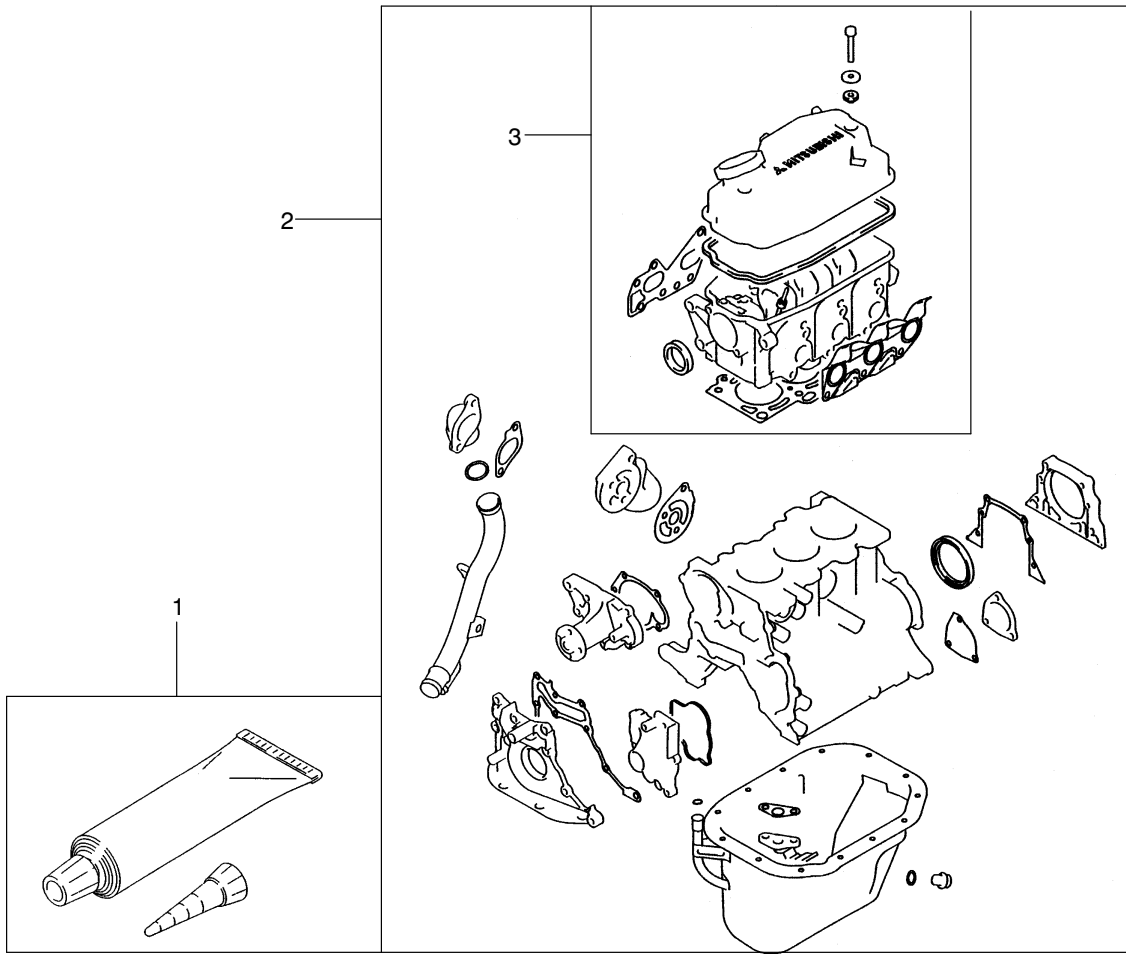


T-1642-1

ALTERNATOR ASSEMBLY

Ref. No.	Part No.	Description	No. Used	Ref. No.	Part No.	Description	No. Used
1	92-5169	Pulley	1	16	92-2067	Spring-Brush	2
2	92-2079	Collar	1	17	92-2068	Brush	2
3	92-2103	ASM-Bracket, Front (Incl. Ref.#4-8)	1	18	92-2071	Screw	2
4	92-2078	Bolt	2	19	92-2086	Screw W/washer	1
5	92-2065	Bearing	1	20	92-2084	Regulator	1
6	92-2085	Screw W/washer	6	21	92-2083	Bushing	1
7	92-2076	Plate	1	22	92-2082	Rectifier	1
8	92-2077	Screw	4	23	92-2066	Nut	2
9	92-2075	ASM-Rotor (Incl. Ref.#10-11)	1	24	92-2080	Frame-End	1
10	92-2070	Bearing	1	25	92-2100	Bolt	2
11	92-2069	Cover-Bearing	1	26	92-2133	Bolt-HFH	1
12	92-2087	Bolt W/washer	3	27	92-1984	Washer	1
13	92-2081	Cover-End	1	28	92-2011	Brace	1
14	92-2085	Screw W/washer	6	29	92-1932	Bolt	1
15	92-2073	ASM-Holder (Incl. Ref.#16-17)	1	30	92-2134	Bolt-Flange Head	1
				31	92-2156	Nut-Alternator	1
				*	92-2025	ASM-Alternator (Incl. Ref.#1-25 & 31)	1

*Not Illustrated



T-1629-1

GASKET KIT

Ref. No.	Part No.	Description	No. Used
1	92-5100	Gasket-Liquid	1
2	92-2127	Kit-Overhaul Gasket	1

Ref. No.	Part No.	Description	No. Used
3	92-2126	Kit-Gasket, Upper	1

PRODUCT CHANGES

In an effort to make improvements available to TORO owners as quickly as possible, minor changes are incorporated into Toro's products from time to time that do not become immediately shown in the Parts Catalog. If such a change has been made in your unit, which is not reflected in your manual, see your TORO Distributor or his Authorized TORO Service Dealer for information and part numbers.

IDENTIFICATION AND ORDERING

MODEL AND SERIAL NUMBERS

The Workman 4200 has two identification numbers; a model number and a serial number. The two numbers are stamped on a plate which is located on the main frame. In any correspondence concerning the Workman 4200, supply model and serial numbers to assure that correct information and replacement parts are obtained.

To order replacement parts from an Authorized TORO Service Dealer, supply the following information:

1. Model and serial number of the Workman 4200.
2. Part number, description, and the quantity of part(s) desired.

NOTE: Do not order by reference number if a parts catalog is being used; use the PART NUMBER.

TABLE OF CONTENTS

Description	Page	Description	Page
Front Bumper & Hood Assembly	1	Governor	36
Control Panel Assembly	2-3	Transaxle Installation Assembly	37-38
Electrical Schematic	4	Transaxle Case Assembly	39
Steering Linkage Assembly	5	Countershaft Assembly	40
Steering Gear Assembly No. 87-1500	6-7	Transaxle Gear Shafts Assembly	41
Brake & Accelerator Pedal Assembly	8	Shift Fork Assembly	42
Master Brake Cylinder No. 94-3800	9	Differential Gear Assembly	43
Hydraulic Brake Line Routing Assembly	10	Battery Mount Assembly	44
Hydraulic Schematic	11	Fuel Tank Assembly	45
Clutch Linkage Assembly	12	Air Cleaner & Fuel Supply Assembly	46
Seat Base Assembly	13	Air Cleaner Assembly NO. 95-5805	47
Seat Back Assembly	14	Lift Valve Linkage Assembly	48
Hi-Lo Shift Levers Assembly	15	Lift Valve & Cylinder Assembly	49
Differential Lock & Parking Brake Assembly	16	Lift Cylinder No. 94-5203	50
R.O.P.S. Assembly	17	Control Valve Assembly No. 43-1950	51
Front Suspension Assembly	18	Rear Fender & Tail Light Assembly	52
Front Suspension Control Arm Assembly	19	Cylinder Block Assembly	53
Front Differential Assembly No. 93-4054	20	Rocker Cover & Cylinder Head Assembly	54
Differential Driveshaft Assembly No. 93-7116	21	Covers & Oil Pan Assembly	55
Bidirectional Overrunning Clutch Assembly	22	Piston & Crankshaft Assembly	56
Front Wheel Assembly	23	Clutch & Clutch Release Assembly	57
Front Brake Assembly	24	Camshaft & Valves Assembly	58
Constant Velocity (CV) Joint Assembly		Balancer & Oil Pressure Switch &	
No. 93-7078	25	Engine Mount	59
Rear Frame Assembly	26	Oil Pump & Filter Assembly	60
Rear Axle Assembly	27-28	Water Pump & Thermostat Assembly	61
Rear Brake Assembly	29	Exhaust & Intake Manifold Assembly	62
Radiator & Hydraulic Pump Assembly	30	Carburetor Installation Assembly	63
Hydraulic Pump Assembly No. 87-5700	31	Carburetor Assembly	64
Hydraulic Pump Drive Assembly	32	Distributor Assembly	65
Engine Frame Assembly	33	Starter Assembly	66
Engine Installation Assembly	34	Alternator Assembly	67
Governor Assembly	35	Gasket Kit	68

Japanese parts kit number 93-8951 contains all of the individual parts on the preceding pages designated as (Japan).

