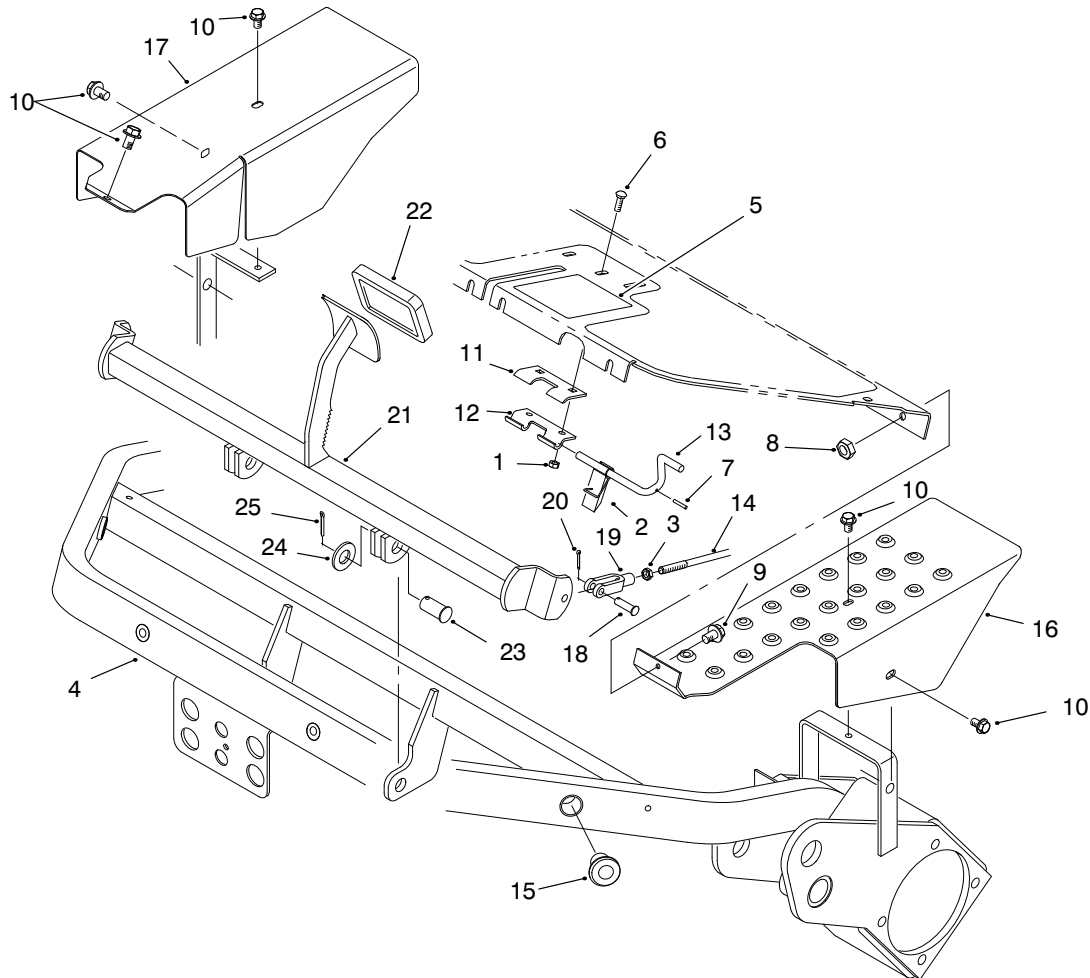




MODEL NO. 04381-91121 & UP

PARTS
CATALOG

GREENSMASTER® 3200D TRACTION UNIT

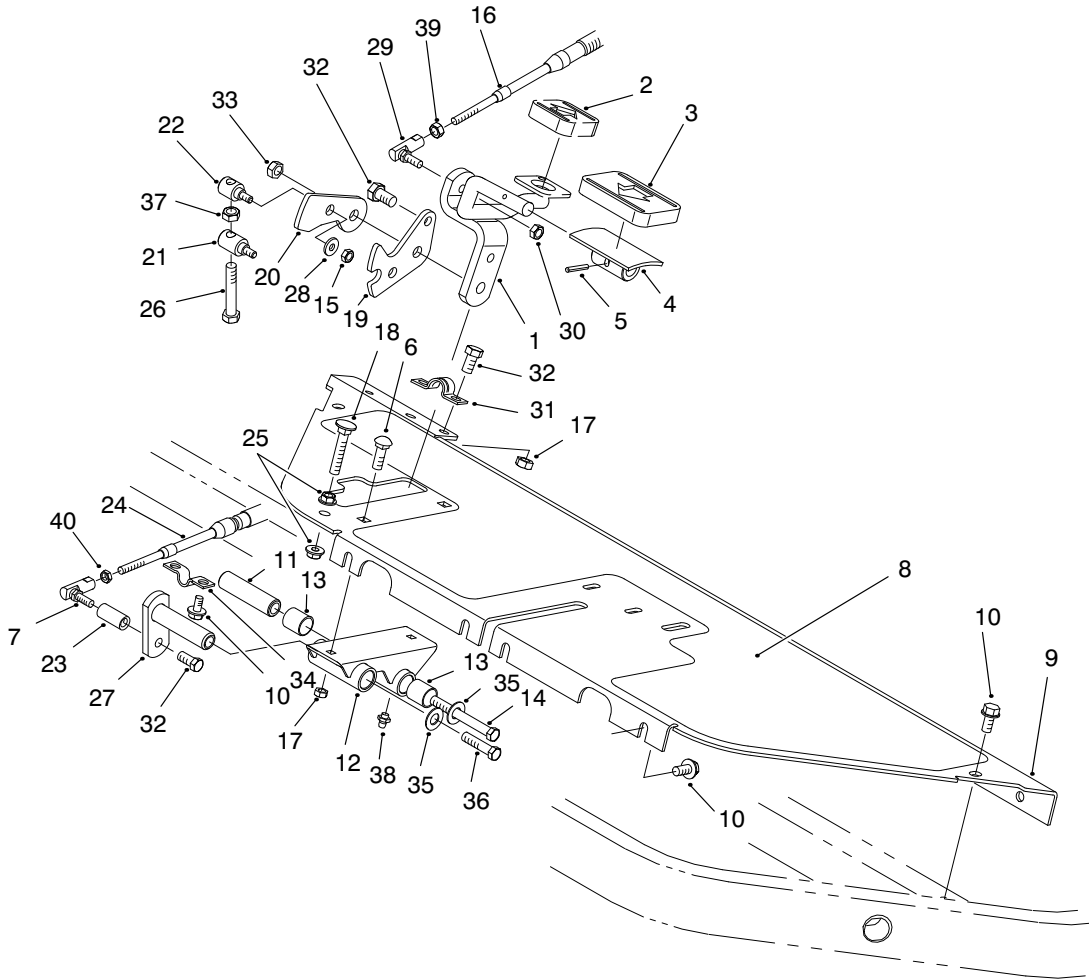


T-2222-3

FRAME & BRAKE PEDAL ASSEMBLY

| Ref. No. | Part No. | Description | No. Used |
|----------|------------|-----------------------|----------|
| 1 | 33023-00 | Nut - Lock | 2 |
| 2 | 93-2276 | Spring - Brake Latch | 1 |
| 3 | 3220-2 | Nut - Jam | 2 |
| 4 | 93-2010-01 | Frame | 1 |
| 5 | 93-8062 | Decal - Parking Brake | 1 |
| 6 | 33123-016 | Screw - Carriage | 2 |
| 7 | 32121-50 | Pin - Roll | 1 |
| 8 | 33024-00 | Nut - Lock | 1 |
| 9 | 33114-020 | Screw - HH | 1 |
| 10 | 32144-14 | Screw - HH | 5 |
| 11 | 95-1628 | Hinge - Upper | 1 |
| 12 | 95-1629 | Hinge - Lower | 1 |
| 13 | 94-9600 | Brake Latch | 1 |

| Ref. No. | Part No. | Description | No. Used |
|----------|------------|-------------------|----------|
| 14 | 93-2069 | Rod - Brake | 2 |
| 15 | 83-1700 | Bushing - Flange | 3 |
| 16 | 93-2073-01 | Shield - Wheel LH | 1 |
| 17 | 93-2072-01 | Shield - Wheel RH | 1 |
| 18 | 283-61 | Pin - Clevis | 2 |
| 19 | 282-2 | Clevis | 2 |
| 20 | 3272-6 | Pin - Cotter | 2 |
| 21 | 93-2075-01 | Brake Pedal | 1 |
| 22 | 93-7629 | Pad - Foot Brake | 1 |
| 23 | 283-87 | Pin - Clevis | 2 |
| 24 | 3256-27 | Washer - Flat | 2 |
| 25 | 3272-11 | Pin - Cotter | 2 |



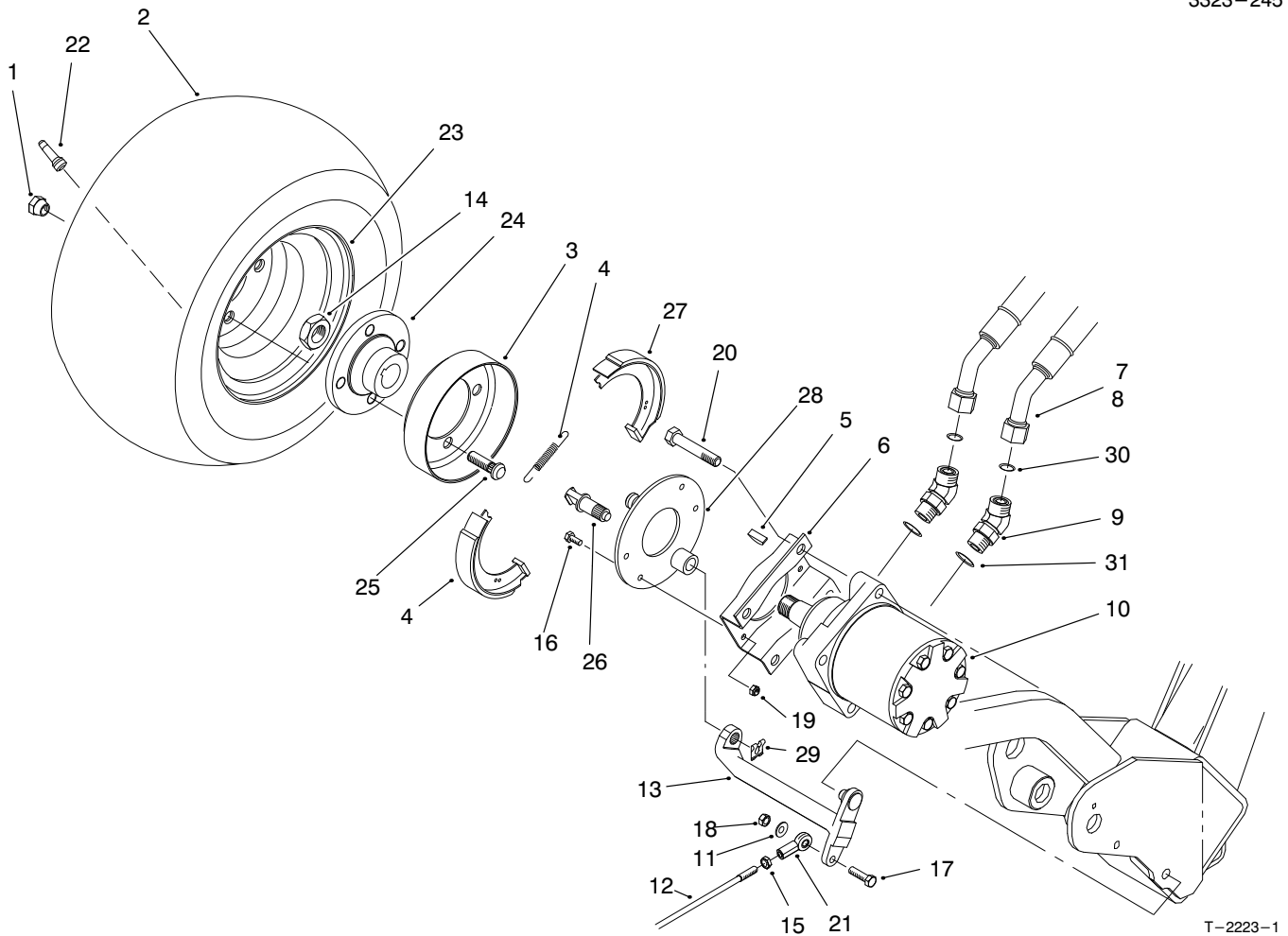
T-2242-2

FLOOR PANEL & TRACTION PEDAL ASSEMBLY

| Ref. No. | Part No. | Description | No. Used |
|----------|------------|--------------------------|----------|
| 1 | 93-2085-01 | Rod | 1 |
| 2 | 74-9110 | Pad - Pedal Reverse | 1 |
| 3 | 74-9100 | Pad - Pedal Forward | 1 |
| 4 | 49-6440-03 | Pedal - Accelerator | 1 |
| 5 | 32121-45 | Roll Pin | 1 |
| 6 | 33124-020 | Screw - Carr. | 2 |
| 7 | 2411-38 | Ball Joint Assembly | 1 |
| 8 | 93-2142 | Pad - Floor Plate | 1 |
| 9 | 94-6399-01 | Plate - Floor | 1 |
| 10 | 32144-14 | Screw - HH | 8 |
| 11 | 94-1371 | Spacer | 1 |
| 12 | 94-1383 | Pedal Pivot | 1 |
| 13 | 256-311 | Bushing - Straight | 4 |
| 14 | 33115-090 | Screw - HH | 1 |
| 15 | 33023-00 | Nut - Lock | 2 |
| 16 | 93-2099 | Cable - Traction Control | 1 |
| 17 | 33024-00 | Nut - Lock | 4 |
| 18 | 17-9420 | Screw - Handle | 1 |
| 19 | 94-1373 | Bracket - Lock | 1 |
| 20 | 94-1372 | Bracket - Mow | 1 |

| Ref. No. | Part No. | Description | No. Used |
|----------|-----------|----------------------|----------|
| 21 | 94-1375 | Trunion Lock Bracket | 1 |
| 22 | 94-1374 | Trunion Mow Bracket | 1 |
| 23 | 94-1386 | Shaft - Pedal Lock | 1 |
| 24 | 94-1304 | Cable - Neutral Lock | 1 |
| 25 | 32128-20 | Nut - Lock | 2 |
| 26 | 94-3489 | Screw - HH | 1 |
| 27 | 94-1300 | Neutral Lock | 1 |
| 28 | 3256-1 | Washer - Flat | 2 |
| 29 | 2411-34 | Ball Joint | 1 |
| 30 | 3296-13 | Nut - Lock | 1 |
| 31 | 93-2092 | Clamp - Cable | 1 |
| 32 | 33114-016 | Screw - HH | 4 |
| 33 | 33025-00 | Nut - Lock | 1 |
| 34 | 93-2279 | Clamp - Cable | 1 |
| 35 | 3256-24 | Washer - Flat | 2 |
| 36 | 33115-016 | Screw - HH | 1 |
| 37 | 33014-00 | Nut - Hex | 1 |
| 38 | 302-5 | Fitting - Grease | 1 |
| 39 | 3220-1 | Nut - Jam | 1 |
| 40 | 3219-14 | Nut - Hex. | 1 |

* Not Illustrated



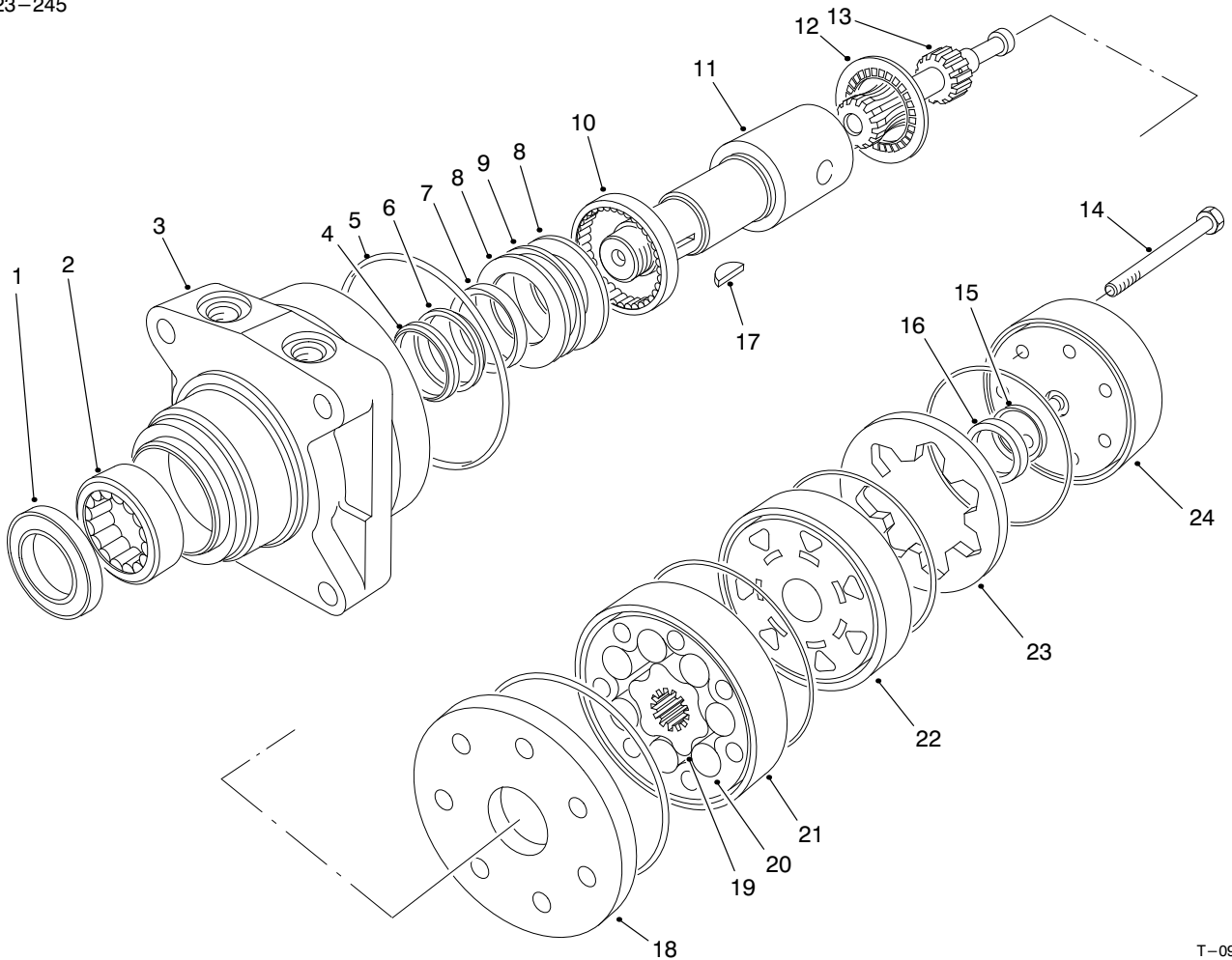
T-2223-1

FRONT WHEEL & BRAKE ASSEMBLY

| Ref. No. | Part No. | Description | No. Used |
|----------|------------|--------------------------------------|----------|
| 1 | 242-50 | Nut - Lug | 8 |
| 2 | 28-3680 | Tire | 2 |
| 3 | 10-6850 | Drum - Brake | 2 |
| 4 | 70-9880 | Spring - Return | 4 |
| 5 | 3257-42 | Key - Woodruff | 2 |
| 6 | 84-2000-03 | Bracket - Brake | 2 |
| 7 | 94-5357 | Hose Assembly - RH | 2 |
| 8 | 94-5358 | Hose Assembly - LH | 2 |
| 9 | 340-14 | Fitting - 45° (Incl. Ref. #30-31) | 4 |
| 10 | 92-9199 | Hydraulic Motor - Wheel | 2 |
| 11 | 3256-23 | Washer - Flat | 2 |
| 12 | 93-2069 | Rod - Brake | 2 |
| 13 | 93-2096 | Lever - Brake | 2 |
| 14 | 26-3790 | Nut - Lock | 2 |
| 15 | 3220-20 | Nut - Jam | 2 |
| 16 | 33113-020 | Screw - HH | 8 |
| 17 | 33114-030 | Screw - HH | 2 |

| Ref. No. | Part No. | Description | No. Used |
|----------|------------|------------------------------------------------|----------|
| 18 | 33024-00 | Nut - Lock NI | 2 |
| 19 | 33023-00 | Nut - Lock NI | 8 |
| 20 | 33116-060 | Screw - HH | 8 |
| 21 | 93-2070 | Clevis - Swivel | 2 |
| 22 | 232-24 | Stem - Valve | 2 |
| 23 | 217-60 | Rim | 2 |
| 24 | 10-6870-03 | Hub - Wheel | 2 |
| 25 | 85-6540 | Stud - Drive | 8 |
| 26 | 70-9860 | Cam - Brake | 2 |
| 27 | 70-9840 | Shoe - Brake | 4 |
| 28 | 70-9870 | Plate - Backing | 2 |
| 29 | 70-9850 | Clip - Retaining | 2 |
| 30 | 237-65 | O-Ring | 4 |
| 31 | 237-80 | O-Ring | 4 |
| * | 10-6821 | Brake Drum Assembly (Incl. Ref. #3 & 24-25) | 2 |
| * | 71-1500 | Brake Assembly (Incl. Ref. #4 & 26-29) | 2 |

*Not Illustrated



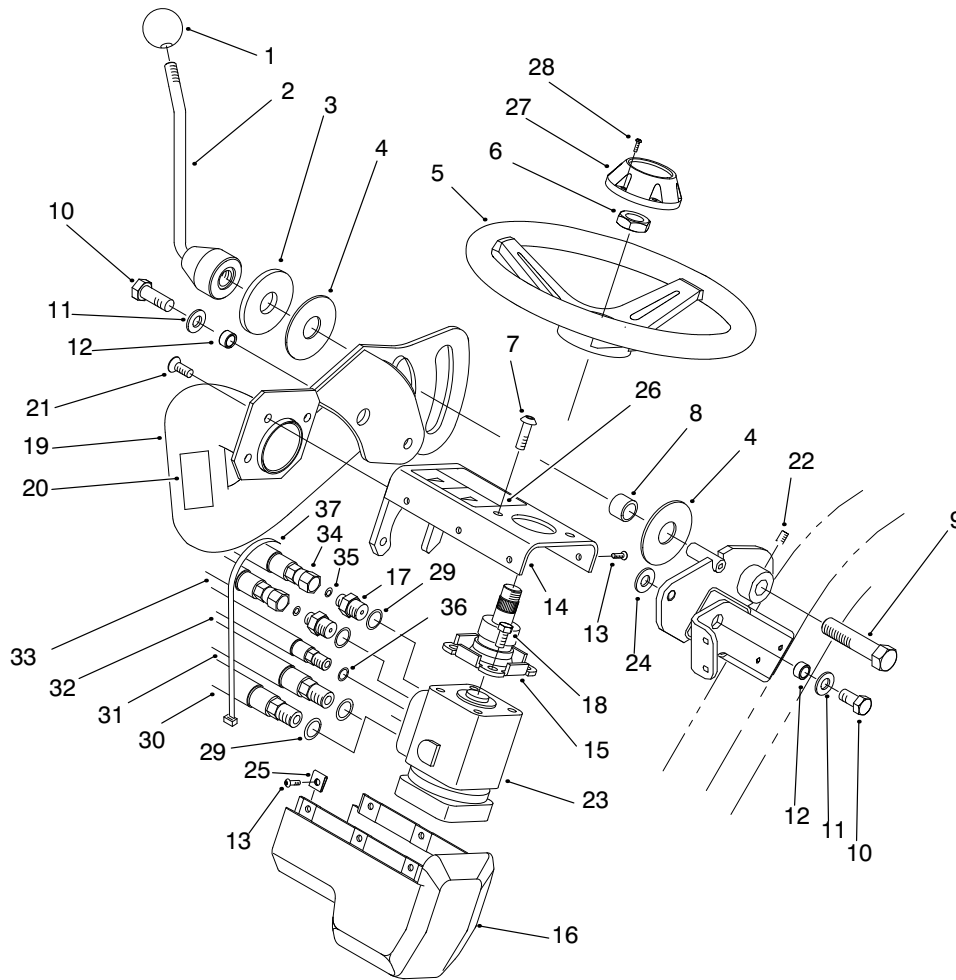
T-0983-2

HYDRAULIC DRIVE MOTOR ASSEMBLY NO. 92-9199

| Ref. No. | Part No. | Description | No. Used |
|----------|----------|----------------------|----------|
| †1 | | Seal – Dirt & Water | 1 |
| †2 | | Bearing | 1 |
| †3 | | Housing | 1 |
| †4 | | Washer – Back-Up | 1 |
| †5 | | Ring – Seal | 5 |
| †6 | | Washer – Back-Up | 1 |
| †7 | | Seal – Inner | 1 |
| †8 | | Washer – Thrust | 2 |
| †9 | | Bearing – Thrust | 1 |
| †10 | | Bearing | 1 |
| 11 | 76-0860 | Shaft – Coupling | 1 |
| 12 | 76-0850 | Bearing – Thrust | 1 |
| 13 | 92-9761 | Link – Drive | 7 |
| 14 | 92-9762 | Screw – Cap Hex. Hd. | 1 |
| †15 | | Seal – Commutator | 1 |
| †16 | | Commutator | 1 |

| Ref. No. | Part No. | Description | No. Used |
|----------|----------|--------------------------------------------------|----------|
| 17 | 3257-42 | Key – Woodruff | 1 |
| 18 | 76-0870 | Plate – Wear | 1 |
| †19 | | Rotor | 1 |
| †20 | | Vane | 7 |
| †21 | | Stator | 1 |
| 22 | 76-0840 | Manifold | 1 |
| †23 | | Ring – Commutator | 1 |
| 24 | 76-0940 | End Cover Assembly | 1 |
| * | 92-9763 | Rotor Set (Incl. Ref. #19-21) | 1 |
| * | 76-0880 | Commutator Assembly (Incl. Ref. #15, 16 & 23) | 1 |
| * | 94-8178 | Seal Kit (Incl. Ref. #1, 4-7 & 15) | 1 |
| * | 76-0810 | Housing Assembly (Incl. Ref. #2, 3 & 8-10) | 1 |

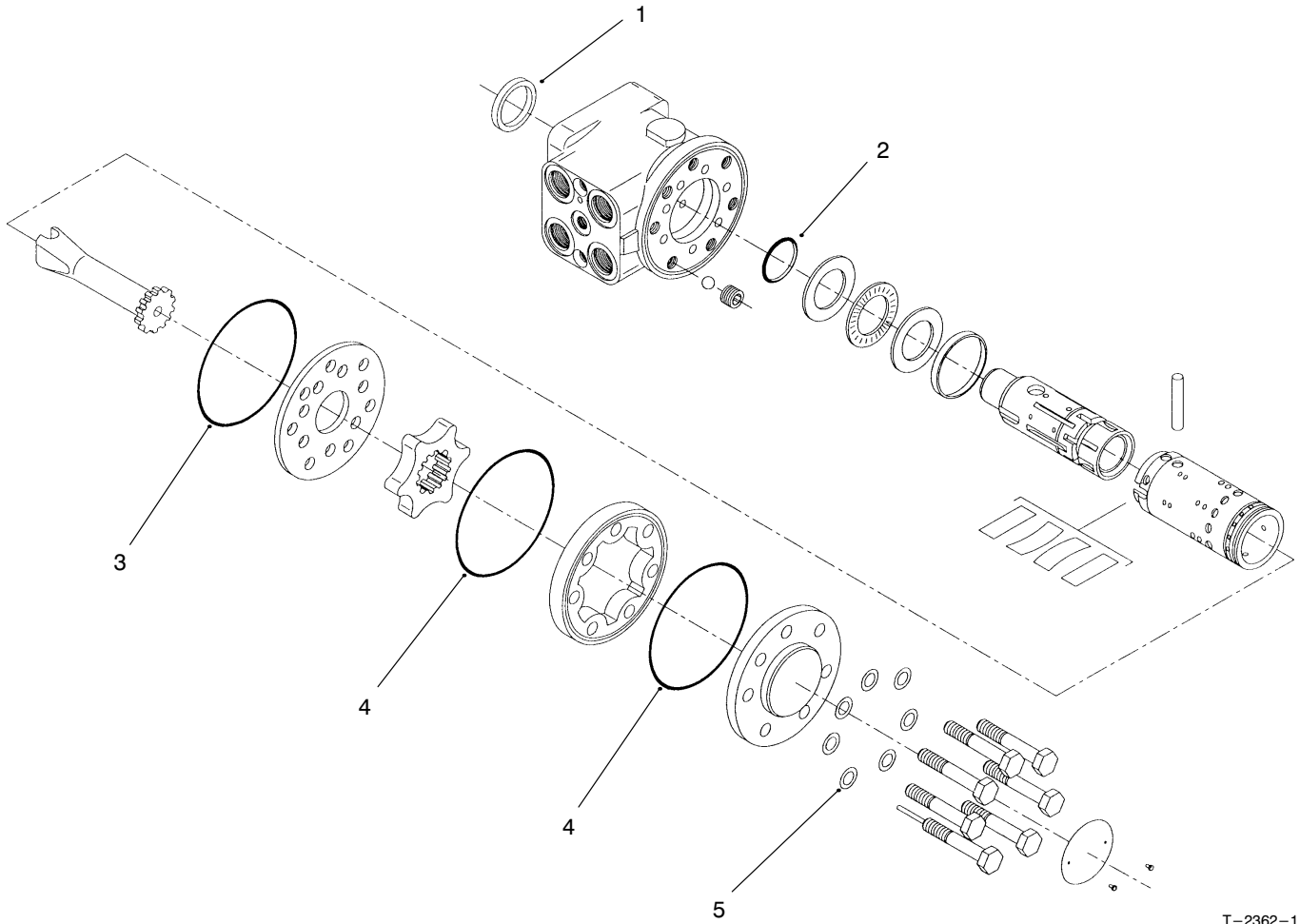
*Not Illustrated
 †Not Serviced Separately
 4



T-2224-1

STEERING ARM ASSEMBLY

| Ref. No. | Part No. | Description | No. Used | Ref. No. | Part No. | Description | No. Used |
|----------|------------|--------------------------------------------|----------|----------|------------|------------------------|----------|
| 1 | 233-48 | Knob | 1 | 18 | 323-4 | Screw - HH | 2 |
| 2 | 93-2400-03 | Lockup Handle | 1 | 19 | 93-2115-01 | Steering Arm | 1 |
| 3 | 83-0760 | Spacer - Lockup | 1 | 20 | 93-8068 | Decal - Steering Arm | 1 |
| 4 | 83-0740 | Disc - Friction | 2 | 21 | 3274-80 | Screw - HSBH | 3 |
| 5 | 68-5130 | Wheel - Steering (Incl. Ref. #27-28) | 1 | 22 | 3246-3 | Screw - Set | 1 |
| 6 | 47-6990 | Nut - Steering Wheel | 1 | 23 | 93-2120 | Steering Control Valve | 1 |
| 7 | 3274-63 | Screw - HSBH | 2 | 24 | 65-6390 | Washer - Thrust | 1 |
| 8 | 83-0730 | Spacer - Lockup | 1 | 25 | 3290-277 | Nut - Speed | 6 |
| 9 | 93-2199 | Screw - HH | 1 | 26 | 93-8063 | Decal - Warning | 1 |
| 10 | 325-4 | Screw - HH | 2 | 27 | 68-5140 | Cap - Steering Wheel | 1 |
| 11 | 3256-26 | Washer - Flat | 2 | 28 | 32144-21 | Screw - PPH | 2 |
| 12 | 47-2890 | Bushing | 2 | 29 | 237-79 | O-Ring | 4 |
| 13 | 3274-39 | Screw - HSBH | 6 | 30 | 93-2272 | Hose Assembly | 1 |
| 14 | 94-9628 | Steering Cover Asm (Incl. Ref. #26) | 1 | 31 | 93-2252 | Hose Assembly | 1 |
| 15 | 83-1420 | Steering Column Assembly | 1 | 32 | 93-2269 | Hose Assembly | 1 |
| 16 | 94-6366 | Cover - Steering Valve | 1 | 33 | 93-2270 | Hose Assembly | 1 |
| 17 | 340-133 | Fitting - Hydraulic (Incl. Ref. #29-30) | 2 | 34 | 93-2271 | Hose Assembly | 1 |
| | | | | 35 | 237-21 | O-Ring | 2 |
| | | | | 36 | 237-42 | O-Ring | 1 |
| | | | | 37 | 3290-379 | Tie - Cable | 1 |



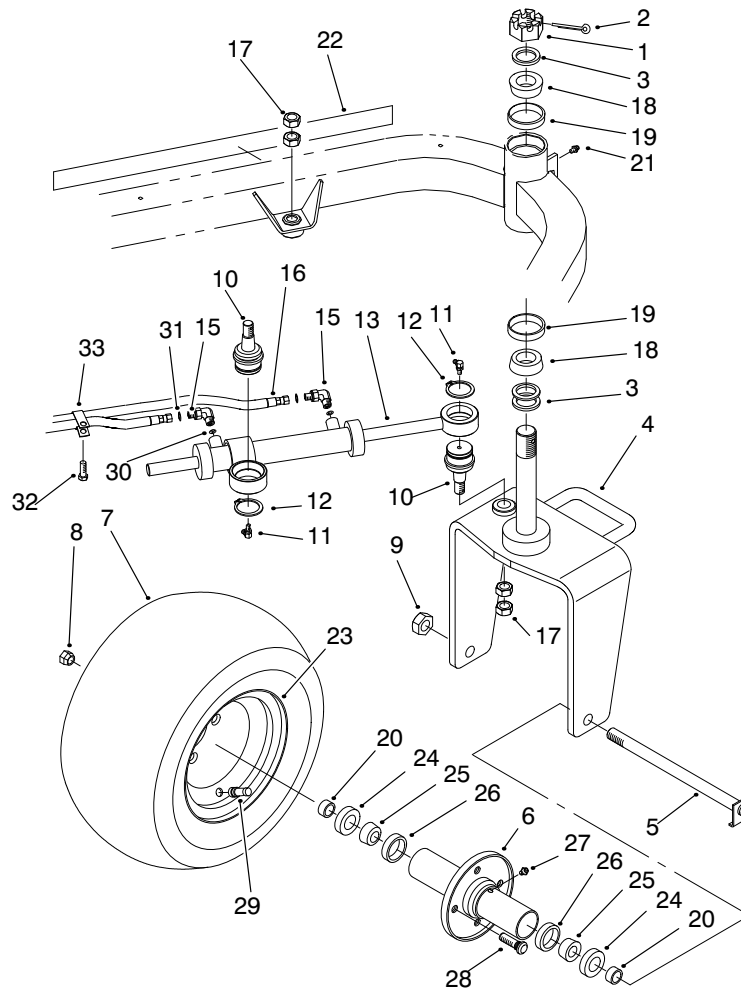
T-2362-1

STEERING CONTROL VALVE NO. 93-2120

| Ref. No. | Part No. | Description | No. Used |
|----------|----------|------------------|----------|
| †1 | | Ring – Dust Seal | 1 |
| †2 | | O-Ring | 1 |
| †3 | | O-Ring | 1 |
| †4 | | O-Ring | 2 |

| Ref. No. | Part No. | Description | No. Used |
|----------|----------|---------------------------------|----------|
| †5 | | Washer | 7 |
| * | 94-4929 | Kit – Seal (Incl. Ref. #1-5) | 1 |

†Not Serviced Separately

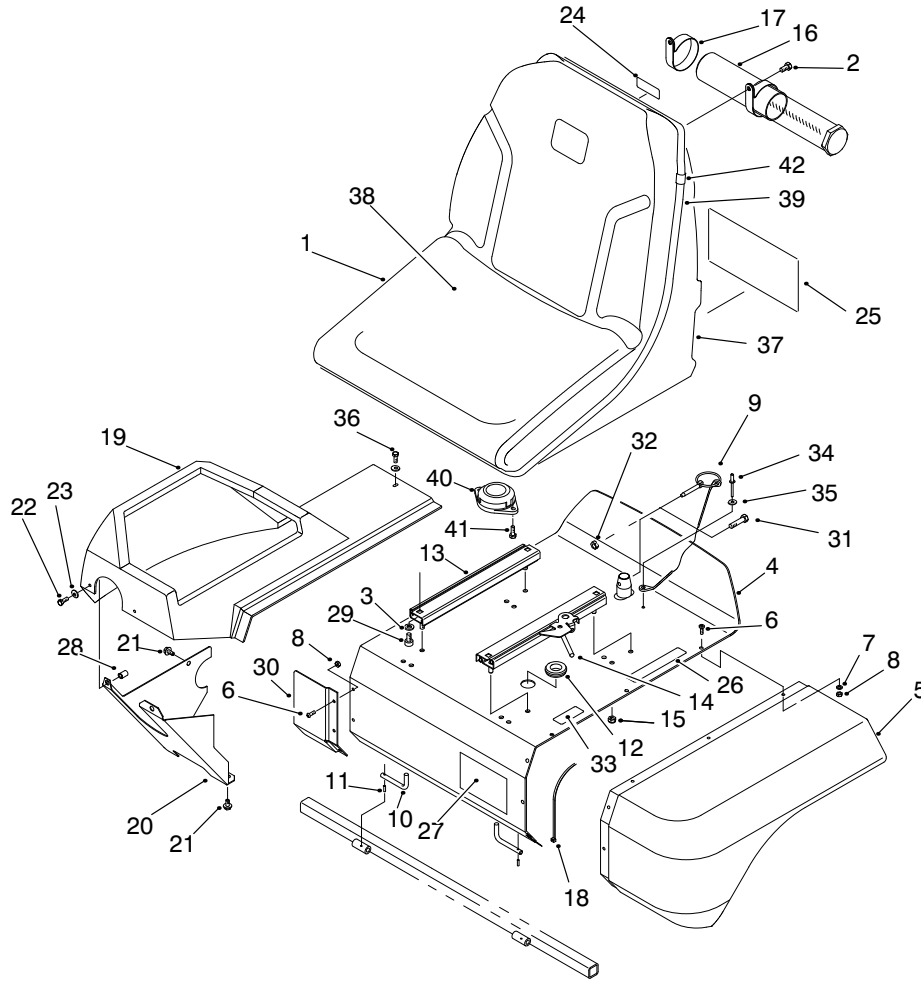


T-2225-1

REAR WHEEL ASSEMBLY

| Ref. No. | Part No. | Description | No. Used | Ref. No. | Part No. | Description | No. Used |
|----------|------------|---------------------------------------------|----------|----------|----------|-----------------------------|----------|
| 1 | 32136-9 | Nut - Hex | 1 | 18 | 254-70 | Bearing Cone | 2 |
| 2 | 3272-37 | Pin - Cotter | 1 | 19 | 254-61 | Bearing - Cup | 2 |
| 3 | 18-6320 | Washer - Steering | 3 | 20 | 74-3730 | Spacer - Cylinder | 2 |
| 4 | 93-2125-01 | Castor Fork | 1 | 21 | 302-5 | Fitting - Grease, Str. | 1 |
| 5 | 5-3934 | Bolt | 1 | 22 | 93-2233 | Decal -GR3200 | 2 |
| 6 | 75-9440 | Hub - Wheel | 1 | 23 | 217-60 | Rim | 1 |
| 7 | 28-3680 | Tire | 1 | 24 | 253-111 | Seal - Shaft | 2 |
| 8 | 242-50 | Nut - Lug | 4 | 25 | 254-78 | Cone - Bearing | 2 |
| 9 | 3296-67 | Nut - Lock NI | 1 | 26 | 254-79 | Cup - Bearing | 2 |
| 10 | 92-5838-01 | Ball Joint | 2 | 27 | 302-55 | Fitting - Grease | 1 |
| 11 | 302-60 | Fitting - Grease, 90° | 2 | 28 | 10-6830 | Stud - Drive | 4 |
| 12 | 32151-104 | Ring - Retaining, Ext. | 2 | 29 | 232-27 | Valve Stem w/Cap | 1 |
| 13 | 93-2122 | Cylinder Asm - Steering (Incl. Ref. #32) | 1 | 30 | 237-78 | O-Ring | 2 |
| 14 | 93-2270 | Hose Assembly | 1 | 31 | 237-21 | O-Ring | 2 |
| 15 | 340-132 | Fitting - Hydraulic | 2 | 32 | 32144-14 | Screw - Hex. Washer Hd. | 1 |
| 16 | 93-2269 | Hose Assembly | 1 | 33 | 92-5753 | Clamp - Hose Double | 1 |
| 17 | 3220-6 | Nut - Jam | 4 | * | 94-4398 | Kit - Seal, Cylinder Repair | 1 |

*Not Illustrated



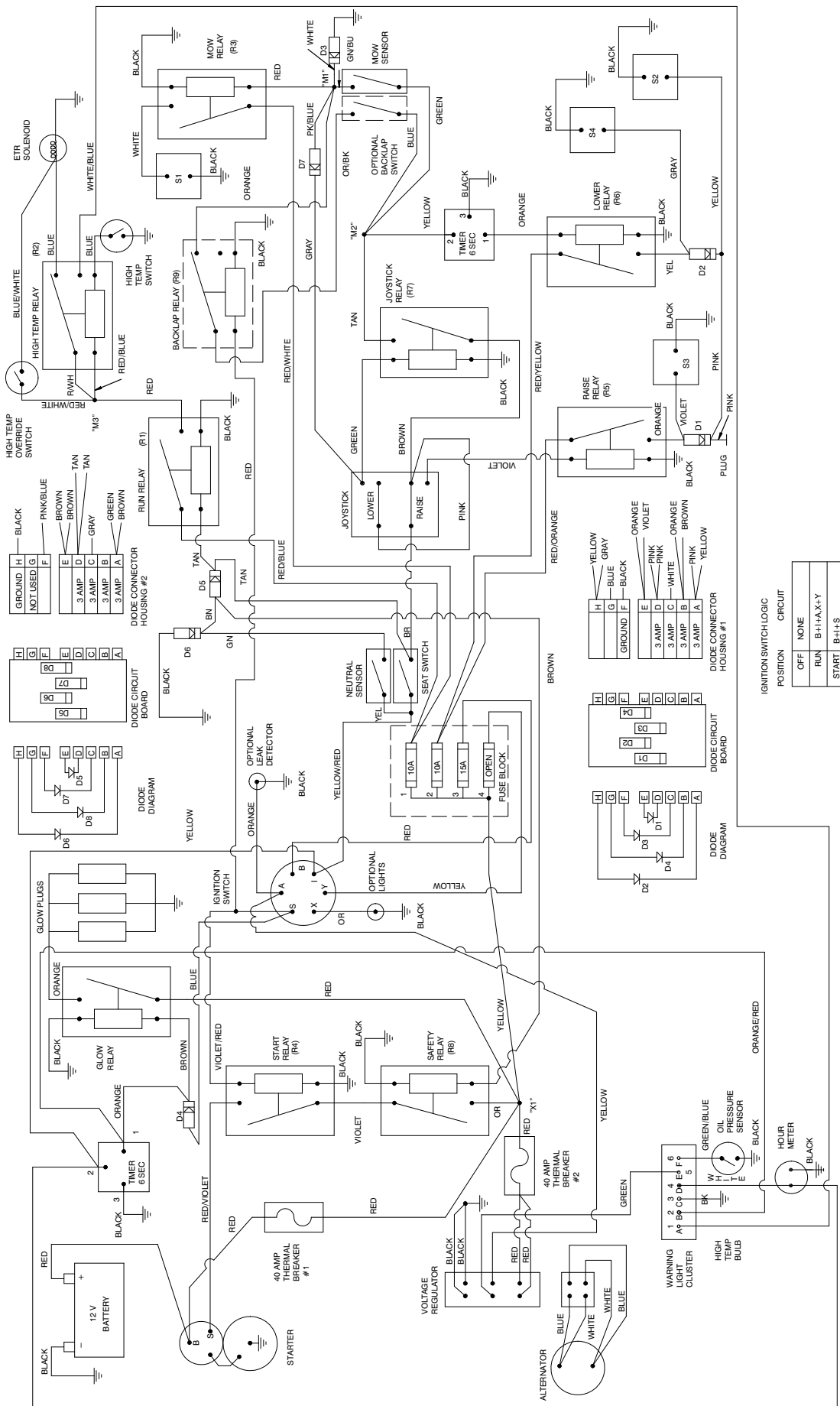
T-2226-3

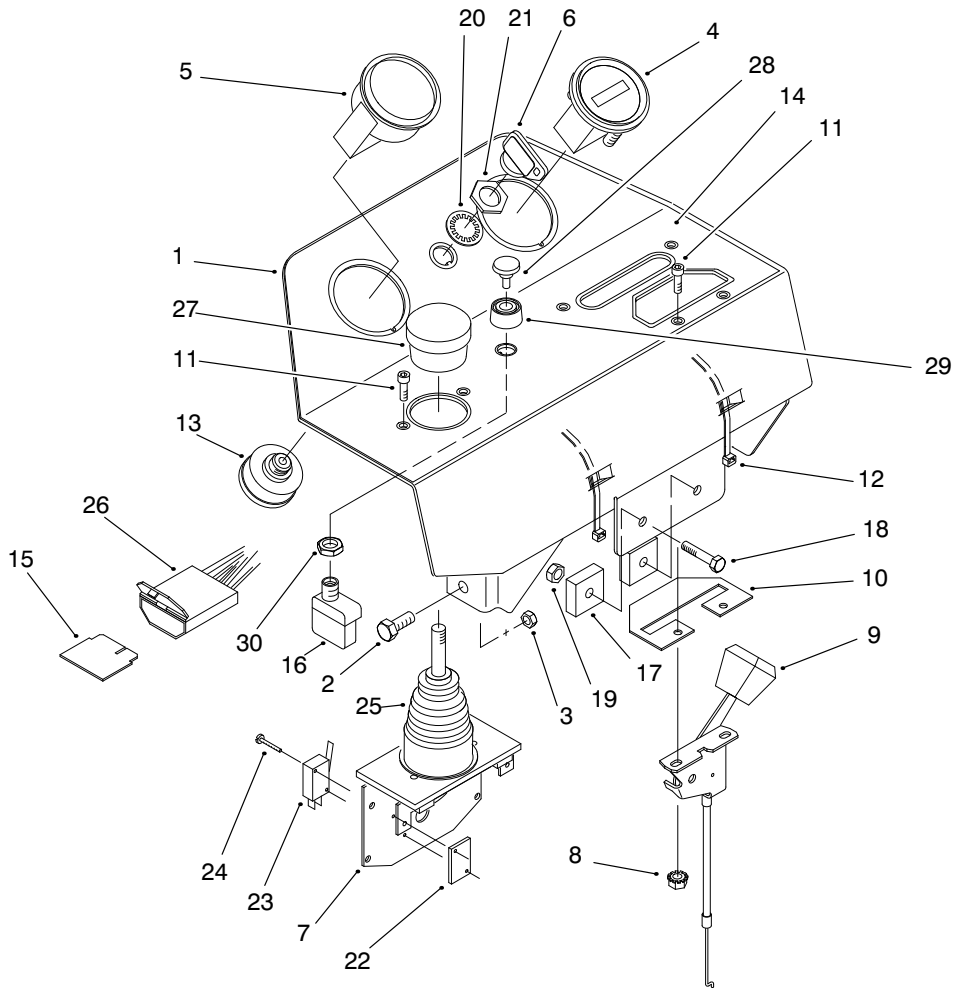
SEAT ASSEMBLY

| Ref. No. | Part No. | Description | No. Used |
|----------|------------|-----------------------------------------------|----------|
| 1 | 92-6280 | Seat Assembly (Incl. Ref. #37-42) | 1 |
| 2 | 322-2 | Screw - HH | 2 |
| 3 | 3256-23 | Washer - Flat | 4 |
| 4 | 94-9627 | Seat Support Asm (Incl. Ref. #26, 27 & 33) | 1 |
| 5 | 93-2128 | Panel - Seat Base | 1 |
| 6 | 3274-39 | Screw - HSBH | 9 |
| 7 | 3256-77 | Washer - Flat | 6 |
| 8 | 3296-12 | Nut - Lock | 9 |
| 9 | 77-3780 | Lynch Pin & Lanyard Assy. | |
| 10 | 93-2422 | Rod - Seat Pivot | 2 |
| 11 | 32121-7 | Pin - Spring | 2 |
| 12 | 237-100 | Grommet | 1 |
| 13 | 92-8990 | Adjuster - Seat | 1 |
| 14 | 92-8991 | Adjuster w/Latch | 1 |
| 15 | 3296-29 | Nut - Lock | 4 |
| 16 | 74-0720 | Tube - Manual | 1 |
| 17 | 2412-133 | Clamp - R | 2 |
| 18 | 3290-378 | Tie - Cable | 1 |
| 19 | 93-2578 | Shroud - Console | 1 |
| 20 | 94-4547-01 | Panel - Lower | 1 |
| 21 | 32144-14 | Screw - HH | 2 |
| 22 | 33113-016 | Screw - HH | 2 |
| 23 | 3256-1 | Washer - Flat | 3 |
| 24 | 93-8067 | Decal - Hydraulic Oil | 1 |
| 25 | 94-9633 | Decal - Service | 1 |
| 25 | 94-9642 | Decal - Service (Danish) | 1 |

| Ref. No. | Part No. | Description | No. Used |
|----------|------------|---------------------------------|----------|
| 25 | 94-9643 | Decal - Service (Dutch) | 1 |
| 25 | 94-9641 | Decal - Service (Finnish) | 1 |
| 25 | 94-9635 | Decal - Service (French) | 1 |
| 25 | 94-9636 | Decal - Service (German) | 1 |
| 25 | 94-9638 | Decal - Service (Italian) | 1 |
| 25 | 94-9644 | Decal - Service (Japanese) | 1 |
| 25 | 94-9640 | Decal - Service (Norwegian) | 1 |
| 25 | 94-9639 | Decal - Service (Portuguese) | 1 |
| 25 | 94-9634 | Decal - Service (Spanish) | 1 |
| 25 | 94-9637 | Decal - Service (Swedish) | 1 |
| 26 | 93-6689 | Decal - No Rider | 1 |
| 27 | 94-2579 | Decal - Toro | 1 |
| 28 | 93-5447 | Insert - Threaded | 2 |
| 29 | 3274-12 | Screw - HSH | 4 |
| 30 | 94-4546-01 | Panel - Extension | 1 |
| 31 | 33113-030 | Screw - HH (Europe) | 1 |
| 32 | 33023-00 | Nut - Lock NI (Europe) | 1 |
| 33 | 93-7252 | Decal - CE Mark | 1 |
| 34 | 3290-282 | Rivet - Pop | 1 |
| 35 | 3256-49 | Washer - Flat | 1 |
| 36 | 33113-012 | ScREW - Hex. Hd. | 1 |
| 37 | 92-6534 | Shell - Seat | 1 |
| 38 | 92-6533 | Kit - Cushion Repair | 1 |
| 39 | 351-78 | Edging | 1 |
| 40 | 92-6282 | Switch - Seat | 1 |
| 41 | 321-3 | Screw - Hex. Hd. | 2 |
| 42 | 351-80 | Clip - Edging | 1 |

ELECTRICAL SCHEMATIC



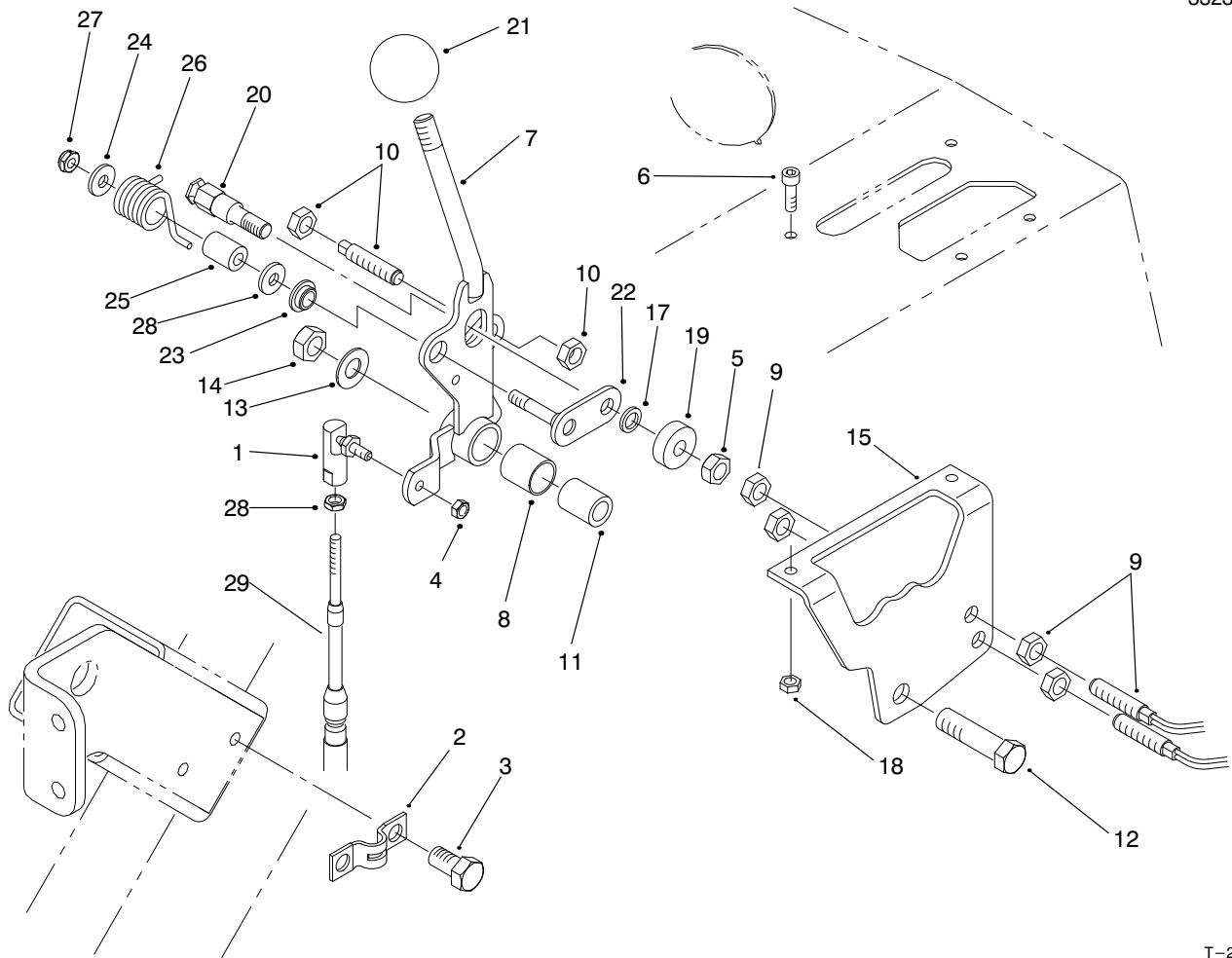


T-2292-1

CONTROL PANEL ASSEMBLY

| Ref. No. | Part No. | Description | No. Used |
|----------|------------|---------------------------------------------|----------|
| 1 | 94-6953-03 | Console | 1 |
| 2 | 33114-020 | Screw - HH | 4 |
| 3 | 33024-00 | Nut - Lock NI | 4 |
| 4 | 66-2950 | Gauge - Hour Meter | 1 |
| 5 | 92-9775 | Warning Light Cluster | 1 |
| 6 | 63-8360 | Key - Ignition | 2 |
| 7 | 98-2195 | Lever - Control (Incl. Ref. #22-25 & 27) | 1 |
| 8 | 32149-8 | Nut - Keps | 2 |
| 9 | 93-2322 | Control - Throttle | 1 |
| 10 | 85-9190-03 | Plate - Control | 1 |
| 11 | 3273-26 | Screw - PPH | 4 |
| 12 | 3290-378 | Tie - Cable | 2 |
| 13 | 27-2360 | Switch - Ignition | 1 |
| 14 | 94-8077 | Decal - Console | 1 |
| 15 | 92-3188 | Diode - Circuit Board | 1 |

| Ref. No. | Part No. | Description | No. Used |
|----------|-----------|---------------------------------------|----------|
| 16 | 72-9760 | Switch - Override (Incl. Ref. #30) | 1 |
| 17 | 92-2538 | Timer - Glow Plug | 2 |
| 18 | 33113-030 | Screw - HH | 2 |
| 19 | 33023-00 | Nut - Lock NI | 2 |
| 20 | 218-446 | Washer - Lock | 1 |
| 21 | 218-447 | Nut - Hex. | 1 |
| 22 | 3290-354 | Plate - Nut | 2 |
| 23 | 218-590 | Switch - Micro | 2 |
| 24 | 3290-93 | Screw - HH | 4 |
| 25 | 3290-488 | Boot - Control, Lift | 1 |
| 26 | 93-2340 | Harness - Wire | 1 |
| 27 | 3290-489 | Knob - Control, Lift | 1 |
| 28 | 43-6280 | Button - Push | 1 |
| 29 | 43-6420 | Bezel | 1 |
| 30 | 218-498 | Nut - Hex. | 1 |



T-2265-5

TRACTION HANDLE ASSEMBLY

| Ref. No. | Part No. | Description | No. Used |
|----------|-----------|------------------------|----------|
| 1 | 2411-38 | Ball Joint | 1 |
| 2 | 93-2279 | Clamp - Cable | 1 |
| 3 | 32144-14 | Screw - HH | 2 |
| 4 | 3296-27 | Nut - Lock | 1 |
| 5 | 33024-00 | Nut - Lock NI | 1 |
| 6 | 3273-26 | Screw - HSH | 2 |
| 7 | 94-9611 | Handle | 1 |
| 8 | 256-311 | Bushing - Straight | 1 |
| 9 | 93-2055 | Reed Switch - Sensor | 2 |
| 10 | 93-2056 | Reed Switch - Actuator | 1 |
| 11 | 94-1378 | Tube - Handle Pivot | 1 |
| 12 | 33115-040 | Screw - HH | 1 |
| 13 | 3256-24 | Washer - Flat | 1 |
| 14 | 33025-00 | Nut - Lock NI | 1 |

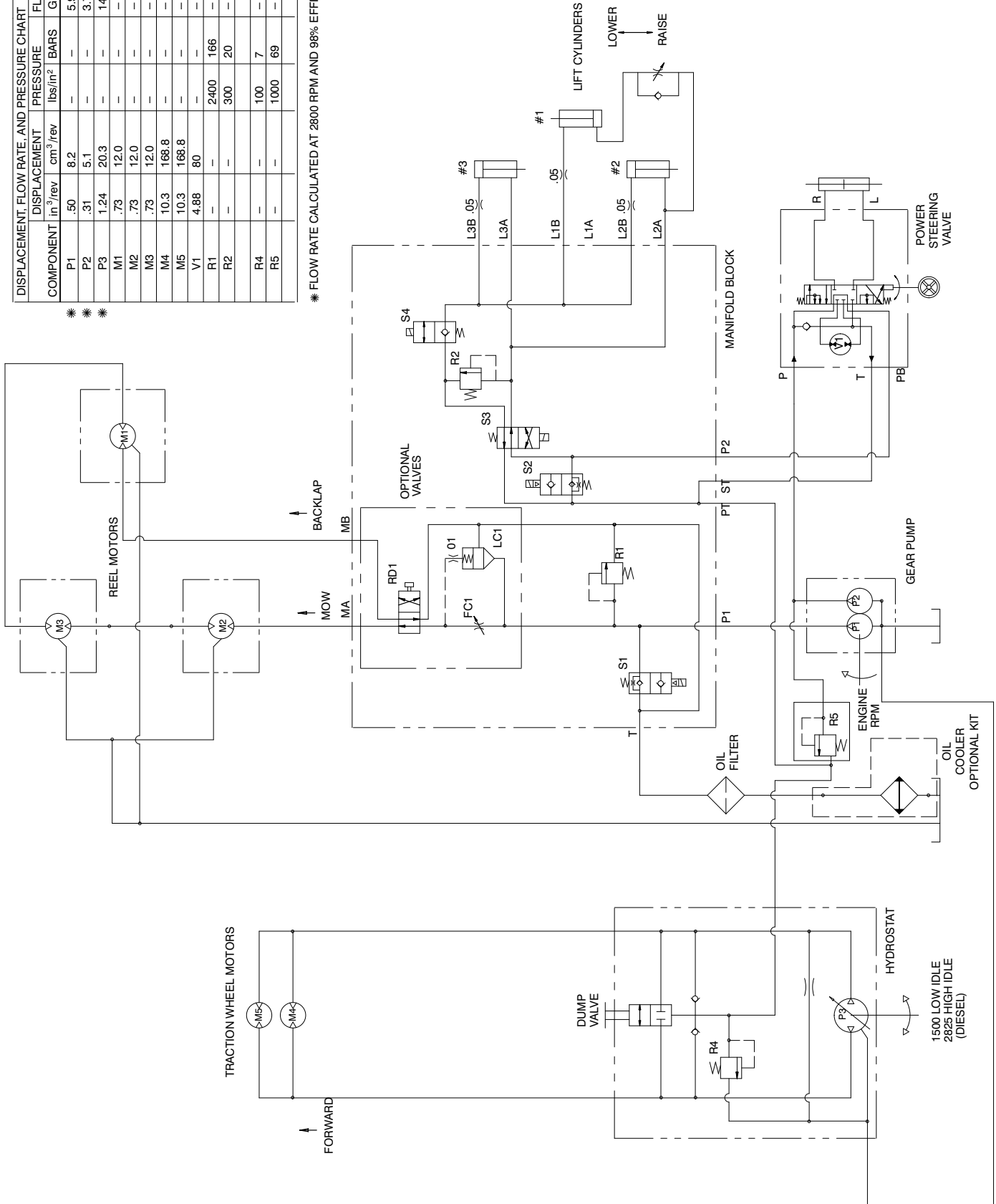
| Ref. No. | Part No. | Description | No. Used |
|----------|----------|--------------------|----------|
| 15 | 94-6398 | Bracket - Traction | 1 |
| 17 | 75-5470 | Spacer | 1 |
| 18 | 3296-27 | Nut - Lock | 2 |
| 19 | 251-259 | Bearing - Ball | 1 |
| 20 | 94-9617 | Pin - Spring | 1 |
| 21 | 233-42 | Knob | 1 |
| 22 | 94-9614 | Roller - Pivot | 1 |
| 23 | 94-9619 | Bushing | 1 |
| 24 | 3256-1 | Washer - Flat | 1 |
| 25 | 94-9618 | Spacer - Spring | 1 |
| 26 | 94-9620 | Spring - Torsion | 1 |
| 27 | 33023-00 | Nut - Lock | 1 |
| 28 | 3256-23 | Washer - Flat | 1 |

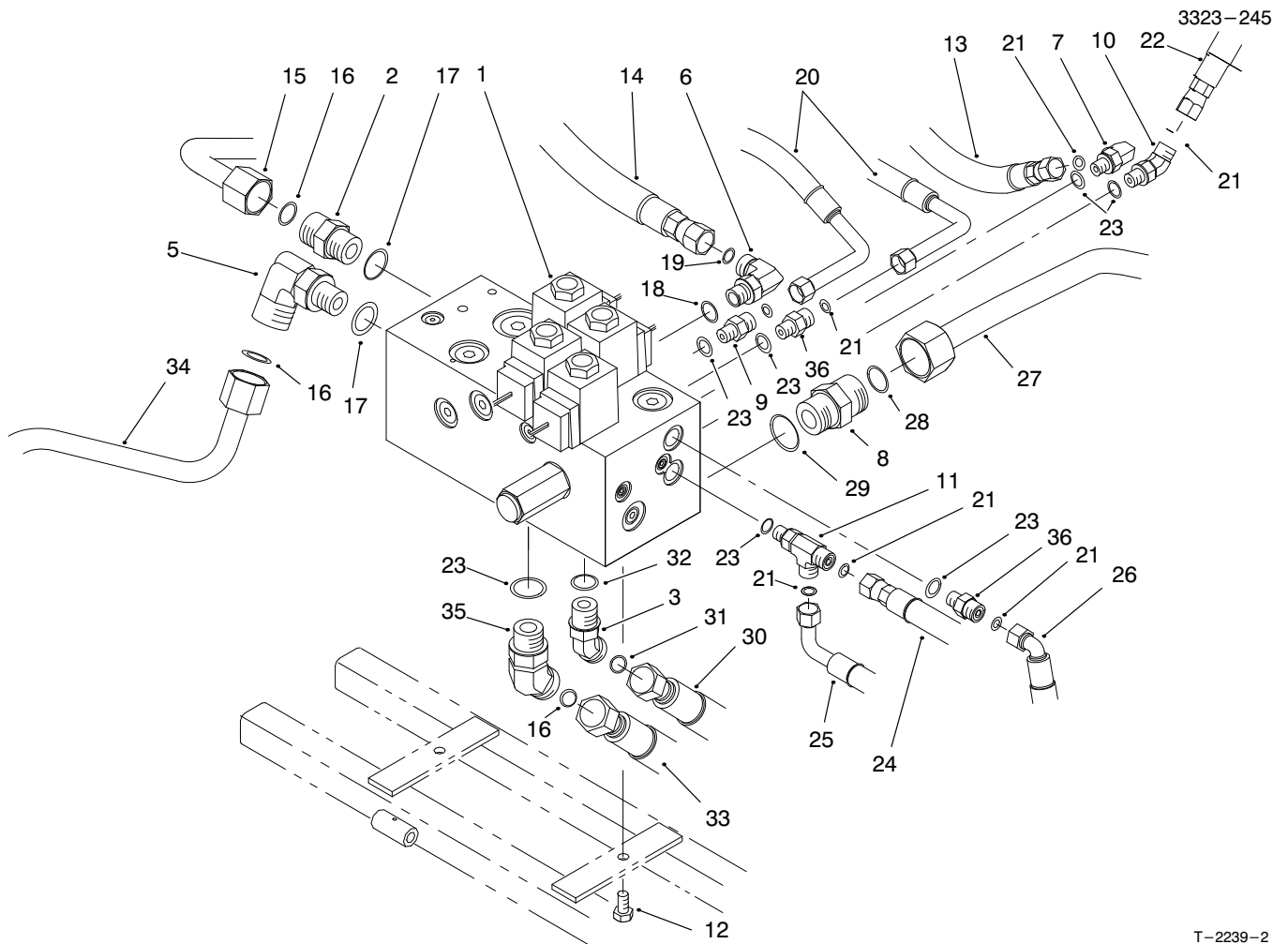
HYDRAULIC SCHEMATIC

| DISPLACEMENT, FLOW RATE, AND PRESSURE CHART | | | | |
|---------------------------------------------|--------------------------------------|----------------------------------------|-----------|------|
| COMPONENT | DISPLACEMENT in ³ /rev | PRESSURE lbs/in ² BARS | FLOW RATE | |
| | | | GPM | LPM |
| P1 | .50 | 8.2 | 5.9 | 22.4 |
| P2 | .31 | 5.1 | 3.7 | 13.9 |
| P3 | 1.24 | 20.3 | 14.8 | 55.8 |
| M1 | .73 | 12.0 | - | - |
| M2 | .73 | 12.0 | - | - |
| M3 | .73 | 12.0 | - | - |
| M4 | 10.3 | 168.8 | - | - |
| M5 | 10.3 | 168.8 | - | - |
| V1 | 4.88 | 80 | - | - |
| R1 | - | 2400 | 166 | - |
| R2 | - | 300 | 20 | - |
| R4 | - | 100 | 7 | - |
| R5 | - | 1000 | 69 | - |

* * *

* FLOW RATE CALCULATED AT 2800 RPM AND 98% EFFICIENCY

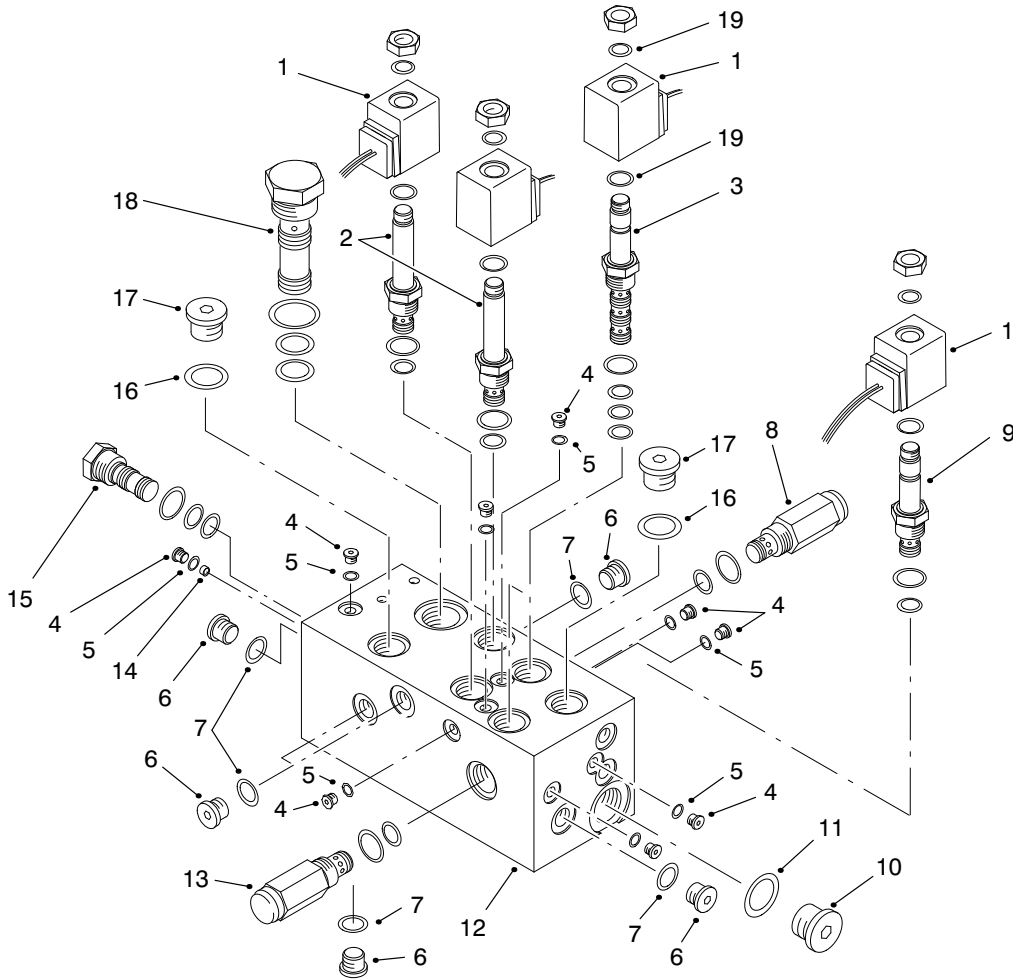




T-2239-2

MANIFOLD INSTALLATION ASSEMBLY

| Ref. No. | Part No. | Description | No. Used | Ref. No. | Part No. | Description | No. Used |
|----------|-----------|--------------------------------------------------|----------|----------|----------|----------------------------------------------|----------|
| 1 | 93-2240 | Manifold Assembly | 1 | 16 | 237-65 | O-Ring | 3 |
| 2 | 340-7 | Fitting - Hydraulic (Incl. Ref. #16-17) | 1 | 17 | 237-80 | O-Ring | 2 |
| 3 | 340-138 | Fitting - Hydraulic 45° (Incl. Ref. #31-32) | 1 | 18 | 237-42 | O-Ring | 1 |
| 5 | 340-17 | Fitting - Hydraulic 90° (Incl. Ref. #16-17) | 1 | 19 | 237-22 | O-Ring | 1 |
| 6 | 340-77 | Fitting - Hydraulic 90° (Incl. Ref. #18-19) | 1 | 20 | 93-2254 | Hose Assembly | 2 |
| 7 | 340-132 | Fitting - Hydraulic 90° (Incl. Ref. #21 & 23) | 1 | 21 | 237-21 | O-Ring | 7 |
| 8 | 340-9 | Fitting - Hydraulic (Incl. Ref. #28-29) | 1 | 22 | 94-3477 | Hose Assembly | 1 |
| 9 | 340-92 | Fitting - Hydraulic (Incl. Ref. #21 & 23) | 1 | 23 | 237-78 | O-Ring | 7 |
| 10 | 340-103 | Fitting - Hydraulic 45° (Incl. Ref. #21 & 23) | 1 | 24 | 93-2258 | Hose Assembly | 1 |
| 11 | 340-140 | Tee - Hydraulic (Incl. Ref. #21 & 23) | 1 | 25 | 93-2256 | Hose Assembly | 1 |
| 12 | 33114-016 | Screw - HH | 2 | 26 | 93-2255 | Hose Assembly | 1 |
| 13 | 93-2271 | Hose Assembly | 1 | 27 | 94-4518 | Tube - Hydraulic | 1 |
| 14 | 93-2272 | Hose Assembly | 1 | 28 | 237-58 | O-Ring | 1 |
| 15 | 94-1317 | Tube - Hydraulic | 1 | 29 | 237-81 | O-Ring | 1 |
| | | | | 30 | 94-6383 | Hose Assembly | 1 |
| | | | | 31 | 237-30 | O-Ring | 1 |
| | | | | 32 | 237-79 | O-Ring | 1 |
| | | | | 33 | 94-1332 | Hose Assembly | 1 |
| | | | | 34 | 94-1320 | Tube - Hydraulic | 1 |
| | | | | 35 | 340-14 | Fitting - Hydraulic (Incl. Ref. #16 & 23) | 1 |
| | | | | 36 | 95-1639 | Fitting - Orificed (Incl. Ref. #21 & 23) | 2 |



T-2251-1

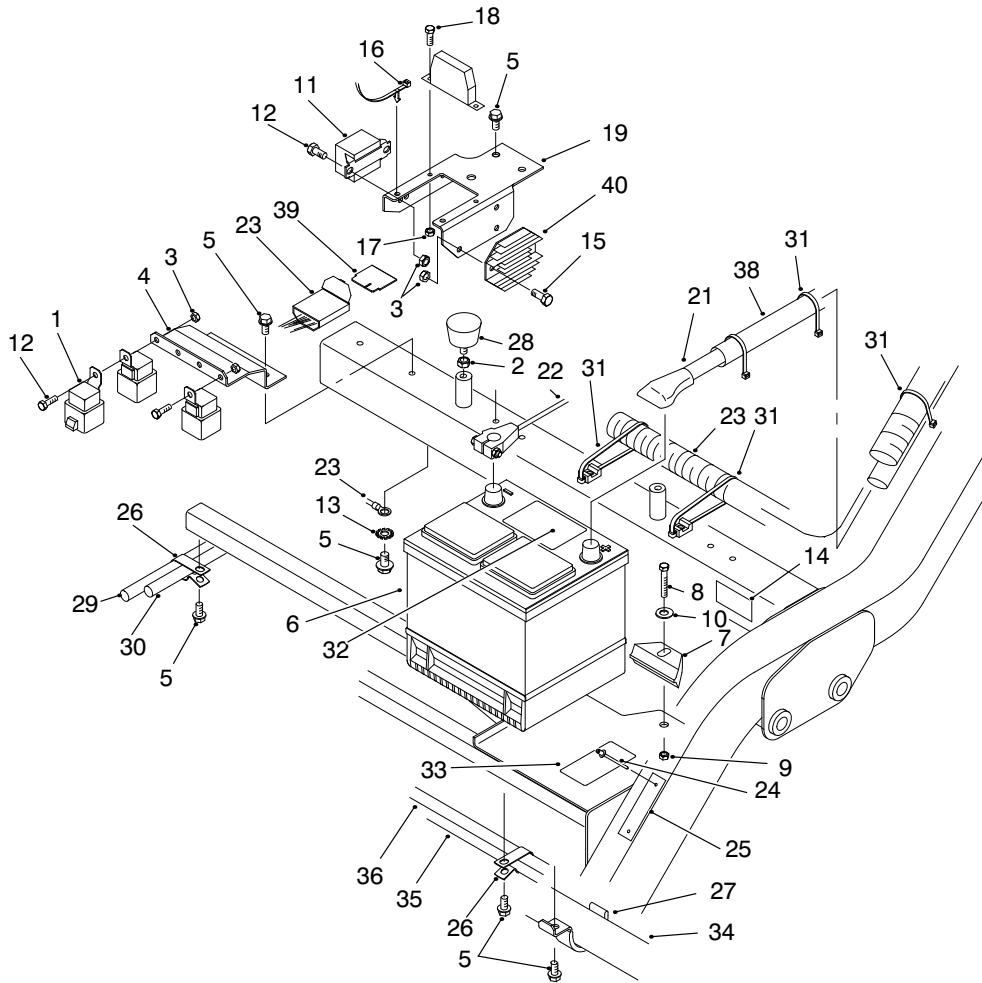
MANIFOLD ASSEMBLY NO. 93-2240

| Ref. No. | Part No. | Description | No. Used |
|----------|----------|--------------------------------------------------------|----------|
| 1 | 88-9190 | Solenoid - 20 Watt | 4 |
| 2 | 93-7494 | Cartridge - N.O. Poppet (Use Seal Kit #75-2080) | 2 |
| 3 | 94-2627 | Cartridge (Use Seal Kit #75-2090) | 1 |
| 4 | 353-991 | Plug (Incl. Ref. #5) | 9 |
| 5 | 237-156 | O-Ring | 9 |
| 6 | 353-989 | Plug (Incl. Ref. #7) | 6 |
| 7 | 237-42 | O-Ring | 6 |
| 8 | 75-2010 | Cartridge - Relief 2400 psi (Use Seal Kit #75-2080) | 1 |
| 9 | 92-6315 | Cartridge - N.C. (Use Seal Kit #75-2080) | 1 |
| 10 | 353-988 | Plug (Incl. Ref. #11) | 1 |
| 11 | 237-79 | O-Ring | 1 |

| Ref. No. | Part No. | Description | No. Used |
|----------|----------|-------------------------------------------------------|----------|
| †12 | | Body - Manifold | 1 |
| 13 | 94-6351 | Cartridge - Relief 150 psi (Use Seal Kit #75-2080) | 1 |
| 14 | 95-5999 | Plug - Orifice | 1 |
| 15 | 94-6353 | Plug - Cavity (Use Seal Kit #95-5641) | 1 |
| 16 | 237-80 | O-Ring | 2 |
| 17 | 354-70 | Plug (Incl. Ref. #16) | 2 |
| 18 | 94-6352 | Plug - Cavity (Use Seal Kit #94-3661) | 1 |
| 19 | 94-5438 | Seal - Solenoid | 8 |
| * | 75-2080 | Seal Kit | 5 |
| * | 95-5641 | Seal Kit | 1 |
| * | 75-2090 | Seal Kit | 1 |
| * | 94-3661 | Seal Kit | 1 |

*Not Illustrated

†Not serviced separately



T-2275-5

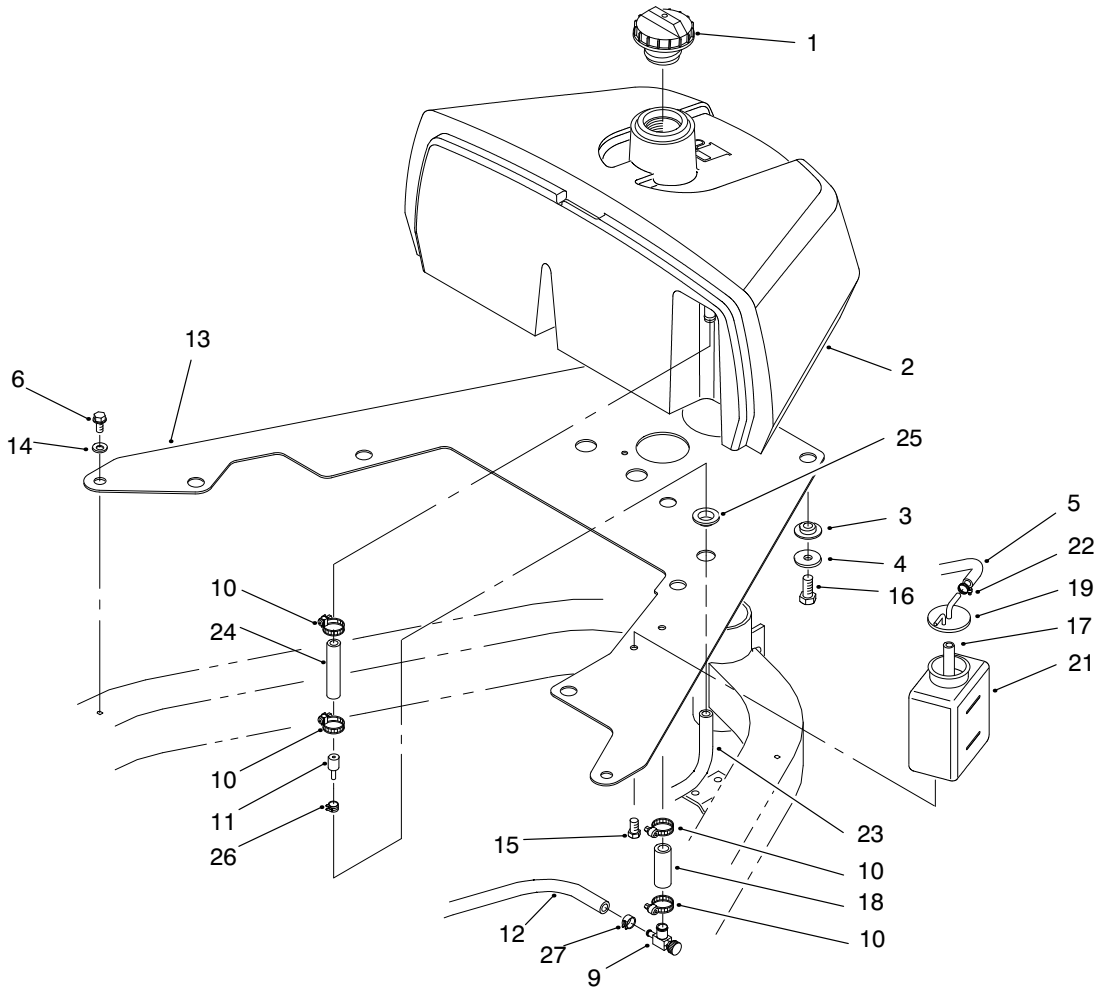
ELECTRONICS INSTALLATION ASSEMBLY

| Ref. No. | Part No. | Description | No. Used | Ref. No. | Part No. | Description | No. Used |
|----------|------------|--------------------------|----------|----------|-----------|--------------------------|----------|
| 1 | 70-1480 | Relay | 8 | 22 | 93-2344 | Cable - Battery Negative | 1 |
| 2 | 3218-2 | Nut - Hex Jam | 2 | 23 | 93-2340 | Wire Harness | 1 |
| 3 | 33023-00 | Nut - Lock | 8 | 24 | 3290-415 | Rivet - Pop | 2 |
| 4 | 93-2169-01 | Bracket - Relay | 1 | †25 | | Serial Plate | 1 |
| 5 | 32144-14 | Screw - HH | 8 | 26 | 92-5753 | Clamp - Hose Double | 2 |
| 6 | 66-2750 | Battery | 1 | 27 | 93-2036 | Clamp - Air Hose | 1 |
| 7 | 66-2490 | Retainer - Battery | 1 | 28 | 68-3270 | Bumper | 2 |
| 8 | 33115-040 | Screw - HH | 1 | 29 | 93-2270 | Hose Assembly | 1 |
| 9 | 33025-00 | Nut - Lock | 1 | 30 | 93-2269 | Hose Assembly | 1 |
| 10 | 3256-24 | Washer - Flat | 1 | 31 | 3290-378 | Tie - Cable | 7 |
| 11 | 66-8800 | Relay - Glow Plug | 1 | 32 | 93-7276 | Decal - Danger | 1 |
| 12 | 33113-016 | Screw - HH | 6 | 33 | 93-6668 | Decal - Battery | 1 |
| 13 | 3254-2 | Washer - Lock | 1 | 34 | 93-2035 | Hose - Air Cleaner | 1 |
| †14 | | Decal - ANSI | 1 | 35 | 93-2256 | Hose Assembly | 1 |
| 15 | 33113-030 | Screw - HH | 2 | 36 | 93-2255 | Hose Assembly | 1 |
| 16 | 94-1325 | Push Mount Tie | 2 | 38 | 94-4519 | Tube - Convoluted | 1 |
| 17 | 3296-2 | Nut - Lock | 2 | 39 | 92-3188 | Diode - Circuit Board | 1 |
| 18 | 32105-13 | Screw - HH | 2 | ‡40 | 185516140 | Regulator | 1 |
| 19 | 93-2123-03 | Bracket - Fuse Block | 1 | * | 70-8570 | Circuit Breaker - 40 Amp | 2 |
| 21 | 93-2343 | Cable - Battery Positive | 1 | | | | |

*Not Illustrated

†Not serviced separately

‡Obtain from your local Perkins Dealer.

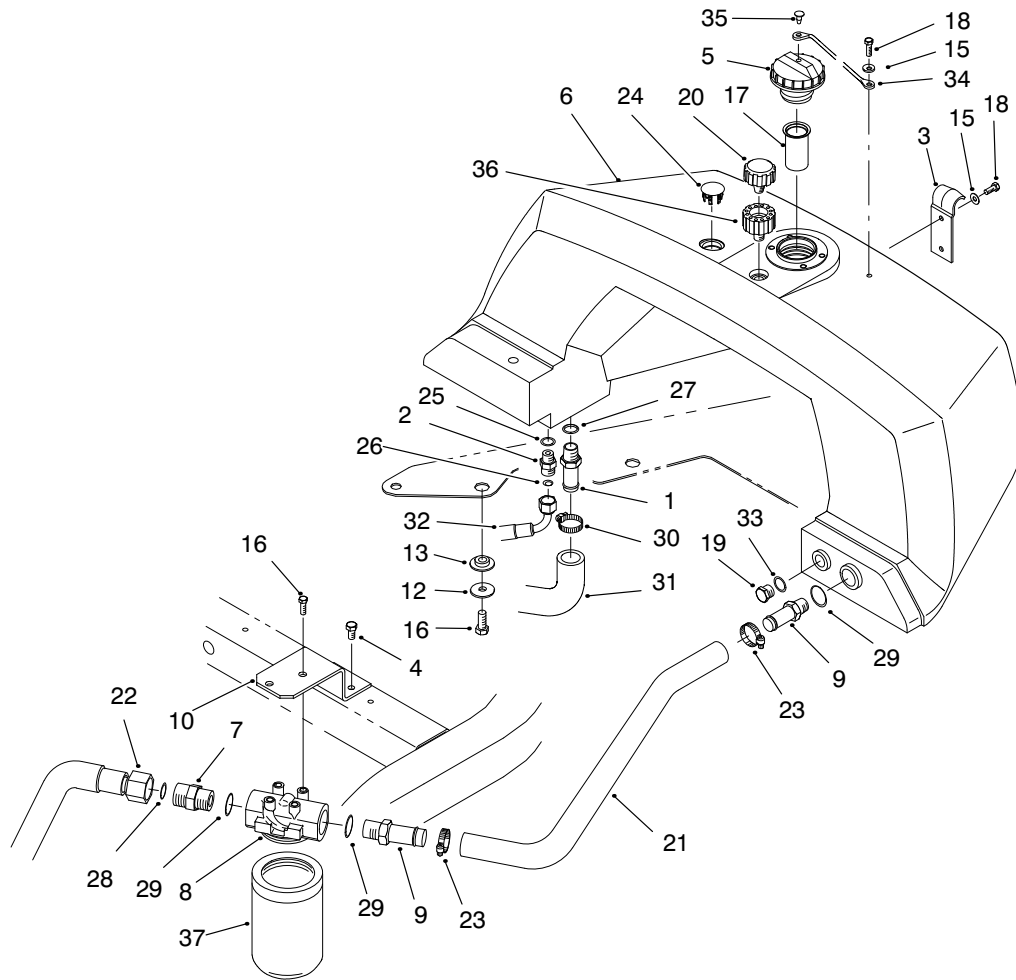


T-2271-2

FUEL TANK ASSEMBLY

| Ref. No. | Part No. | Description | No. Used |
|----------|------------|-------------------------|----------|
| 1 | 93-3102 | Fuel Cap – Diesel | 1 |
| 2 | 93-2225 | Tank – Fuel | 1 |
| 3 | 240-11 | Grommet | 3 |
| 4 | 93-4637 | Washer – Flat | 3 |
| 5 | 93-2260 | Hose – Expansion Tank | 1 |
| 6 | 32144-14 | Screw – HH | 3 |
| 9 | 56-2520 | Fitting – Fuel Shut Off | 1 |
| 10 | 2412-36 | Clamp – Hose | 4 |
| 11 | 93-2299 | Fitting – Fuel | 1 |
| 12 | 93-2230 | Hose – Fuel | 1 |
| 13 | 94-1364-03 | Plate | 1 |
| 14 | 3256-23 | Washer – Flat | 2 |

| Ref. No. | Part No. | Description | No. Used |
|----------|-----------|---------------------|----------|
| 15 | 33114-016 | Screw – HH | 2 |
| 16 | 33115-020 | Screw – HH | 3 |
| 17 | 94-1348 | Hose – Tank | 1 |
| 18 | 94-4353 | Hose – Fuel | 1 |
| 19 | 93-2048 | Cap – Overflow Tank | 1 |
| 21 | 93-2049 | Tank – Overflow | 1 |
| 22 | 2412-108 | Clamp – Hose | 1 |
| 23 | 93-2298 | Hose – Fuel | 1 |
| 24 | 56-2230 | Hose – Fuel | 1 |
| 25 | 237-124 | Grommet | 1 |
| 26 | 2412-108 | Clamp – Hose | 1 |
| 27 | 92-2379 | Clamp – Hose | 1 |

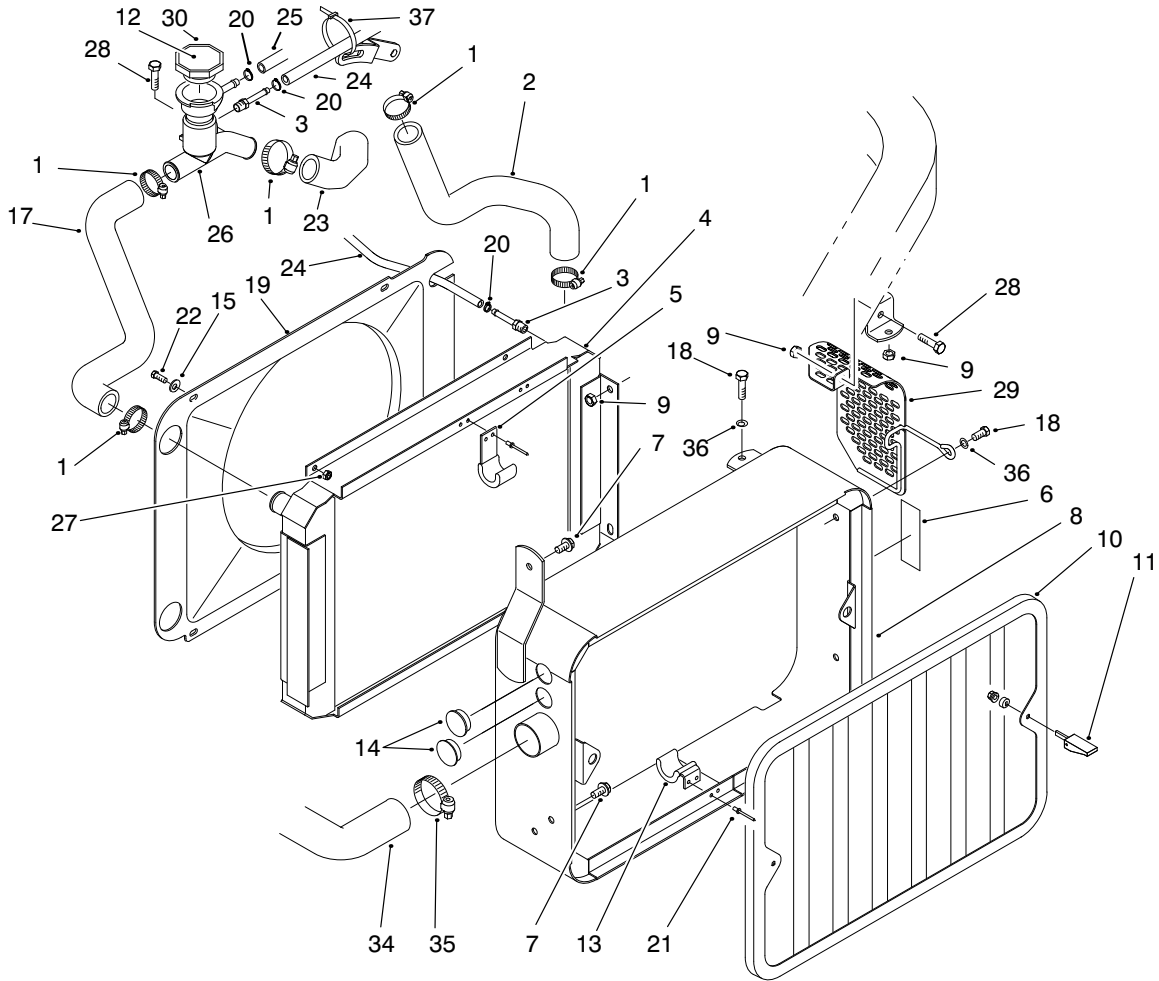


T-2272-4

HYDRAULIC RESERVOIR ASSEMBLY

| Ref. No. | Part No. | Description | No. Used | Ref. No. | Part No. | Description | No. Used |
|----------|------------|--------------------------------------------|----------|----------|-----------|----------------------|----------|
| 1 | 354-78 | Fitting - Hydraulic (Incl. Ref. 27) | 1 | 18 | 33113-016 | Screw - HH | 3 |
| 2 | 340-2 | Fitting - Hydraulic (Incl. Ref. 25 & 26) | 1 | 19 | 353-988 | Plug (Incl. Ref. 33) | 1 |
| 3 | 93-2438 | Clamp - Fuel Tank | 1 | 20 | 68-6150 | Breather - Air | 1 |
| 4 | 32144-14 | Screw - HH | 2 | 21 | 94-9607 | Hose - Formed | 1 |
| 5 | 93-7160 | Cap - Hydraulic Oil (Incl. Ref. #34-35) | 1 | 22 | 94-4518 | Hose - Assembly | 1 |
| 6 | 93-2235 | Tank - Hydraulic | 1 | 23 | 2412-129 | Clamp - Hose | 2 |
| 7 | 340-9 | Fitting - Hydraulic (Incl. Ref. 28 & 29) | 1 | 24 | 93-2437 | Plug - Serrated | 1 |
| 8 | 93-2242 | Filter Assembly - Oil (Incl. Ref. #37) | 1 | 25 | 237-42 | O-Ring | 1 |
| 9 | 354-73 | Fitting - Hydraulic, Barb (Incl. Ref. #29) | 2 | 26 | 237-22 | O-Ring | 1 |
| 10 | 93-2236-03 | Mount - Oil Filter | 1 | 27 | 237-146 | O-Ring | 1 |
| 12 | 93-4637 | Washer - Flat | 4 | 28 | 237-58 | O-Ring | 1 |
| 13 | 240-11 | Grommet | 4 | 29 | 237-81 | O-Ring | 3 |
| 15 | 3256-1 | Washer - Flat | 3 | 30 | 2412-34 | Clamp - Hose | 1 |
| 16 | 33115-020 | Screw - HH | 6 | 31 | 93-2068 | Hose - Pump Inlet | 1 |
| 17 | 93-2275 | Screen - Filler | 1 | 32 | 94-4539 | Hose Assembly | 1 |
| | | | | 33 | 237-79 | O-Ring | 1 |
| | | | | †34 | | Tether | 1 |
| | | | | †35 | | Plug | 1 |
| | | | | 36 | 92-8020 | Adapter - Breather | 1 |
| | | | | 37 | 75-1310 | Element - Filter | 1 |

†Not serviced separately

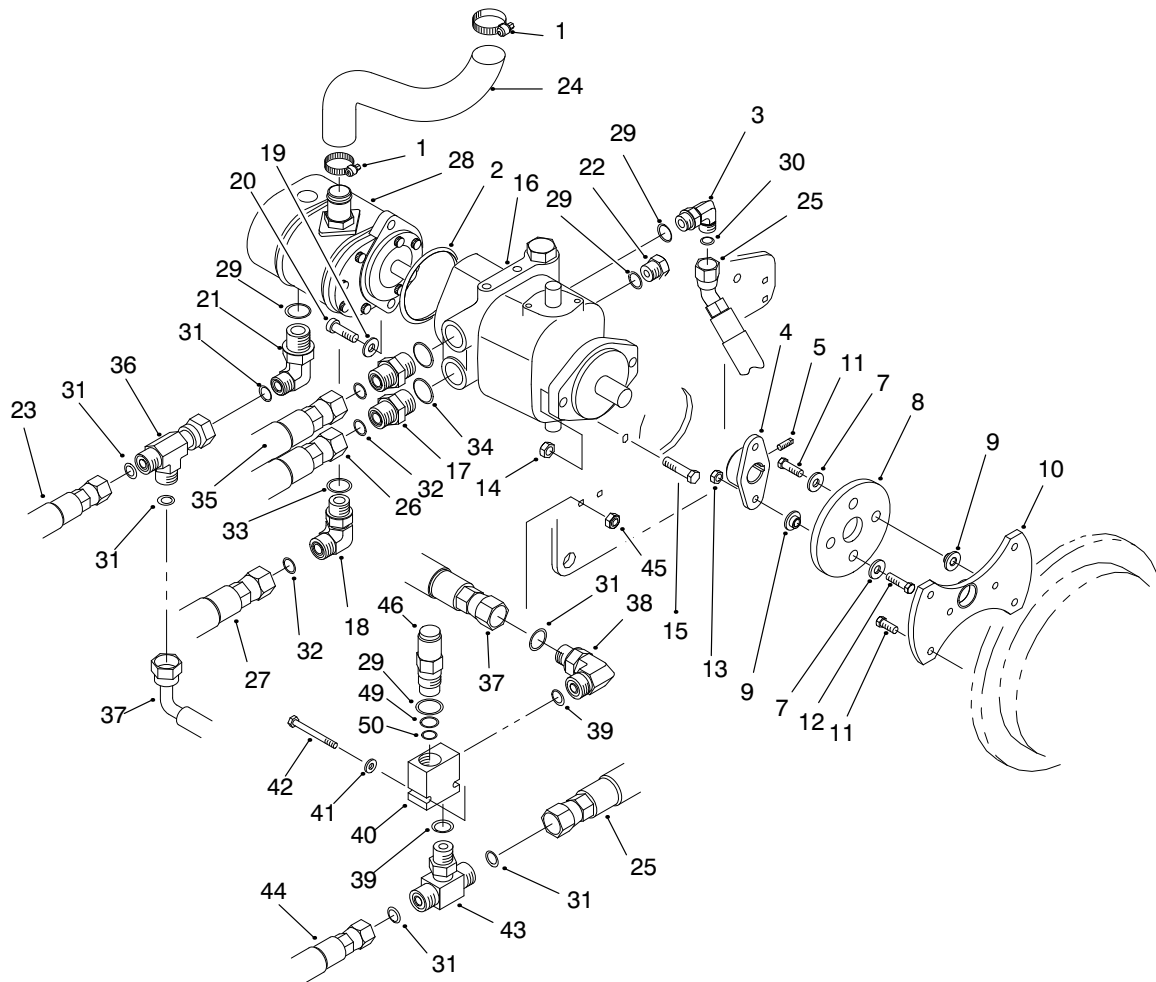


T-2274-3

RADIATOR ASSEMBLY

| Ref. No. | Part No. | Description | No. Used |
|----------|------------|-----------------------------------------|----------|
| 1 | 2412-34 | Clamp - Hose | 5 |
| 2 | 93-2031 | Hose - Radiator | 1 |
| 3 | 304-73 | Fitting - Hydraulic Barb | 2 |
| 4 | 93-2300 | Radiator | 1 |
| 5 | 93-2425 | Bracket - Cooler Upper | 2 |
| 6 | 93-6681 | Decal - Warning | 1 |
| 7 | 32144-14 | Screw - HH | 2 |
| 8 | 94-9623 | Radiator Support Asm (Incl. Ref. #6) | 1 |
| 9 | 33024-00 | Nut - Lock | 6 |
| 10 | 93-2050-03 | Screen | 1 |
| 11 | 74-5950 | Latch - Swell | 2 |
| 12 | 93-7840 | Decal - Radiator Cap | 1 |
| 13 | 93-2424 | Bracket - Cooler Lower | 2 |
| 14 | 94-4528 | Plug | 2 |
| 15 | 3256-22 | Washer - Flat | 4 |
| 17 | 93-2018 | Hose - Radiator | 1 |

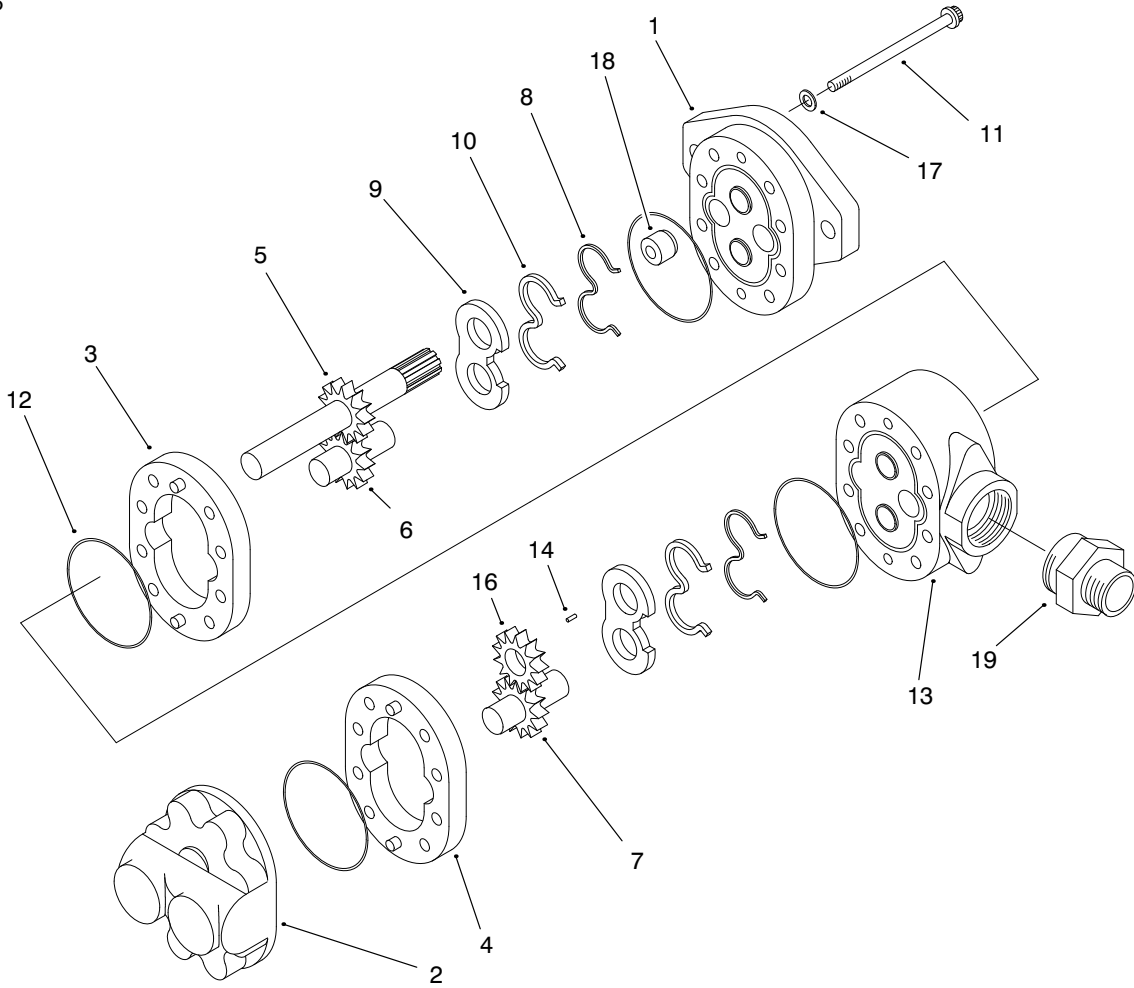
| Ref. No. | Part No. | Description | No. Used |
|----------|------------|---------------------------|----------|
| 18 | 33114-020 | Screw - HH | 5 |
| 19 | 93-2320 | Shroud - Fan | 1 |
| 20 | 2412-108 | Clamp - Hose | 3 |
| 21 | 3269-15 | Rivet - Pop | 8 |
| 22 | 33113-016 | Screw - HH | 4 |
| 23 | 93-2016 | Hose - Radiator | 1 |
| 24 | 94-1349 | Hose - Breather | 1 |
| 25 | 93-2260 | Hose - Expansion Tank | 1 |
| 26 | 94-3473 | Elbow Assembly - Radiator | 1 |
| 27 | 33023-00 | Nut - Lock | 4 |
| 28 | 33114-016 | Screw - HH | 3 |
| 29 | 94-3480-03 | Guard - Alternator | 1 |
| 30 | 66-3240 | Cap - Radiator | 1 |
| 34 | 93-2035 | Hose - Air Cleaner | 1 |
| 35 | 2412-92 | Clamp - Hose | 1 |
| 36 | 3256-23 | Washer - Flat | 2 |
| 37 | 3290-378 | Tie - Cable | 1 |



T-2270

HYDRAULIC PUMP & HYDROSTAT ASSEMBLY

| Ref. No. | Part No. | Description | No. Used | Ref. No. | Part No. | Description | No. Used |
|----------|------------|--------------------------------------------------|----------|----------|-----------|------------------------------------------------------|----------|
| 1 | 2412-34 | Clamp - Hose | 2 | 24 | 99-1905 | Hose - Pump Inlet | 1 |
| 2 | 60-3520 | O-Ring | 1 | 25 | 94-6384 | Hose Assembly | 1 |
| 3 | 340-18 | Fitting - Hydraulic 90° (Incl. Ref. #29 & 31) | 1 | 26 | 94-5355 | Hose Assembly | 1 |
| 4 | 93-2589 | Hub - Pump | 1 | 27 | 94-1332 | Hose Assembly | 1 |
| 5 | 3241-6 | Screw - SQH | 2 | 28 | 95-0533 | Gear Pump | 1 |
| 7 | 3256-3 | Washer - Flat | 4 | 29 | 237-79 | O-Ring | 4 |
| 8 | 80-8650 | Coupling - Rubber | 1 | 31 | 237-22 | O-Ring | 7 |
| 9 | 27-6600 | Spacer - Coupling | 4 | 32 | 237-65 | O-Ring | 3 |
| 10 | 93-2170-03 | Pump Adapter | 1 | 33 | 237-80 | O-Ring | 1 |
| 11 | 33114-020 | Screw - HH | 6 | 34 | 237-81 | O-Ring | 2 |
| 12 | 33114-030 | Screw - HH | 2 | 35 | 94-5356 | Hose Assembly | 1 |
| 13 | 33024-00 | Nut - Lock | 2 | 36 | 340-115 | Fitting - Tee | 1 |
| 14 | 33025-00 | Nut - Lock | 2 | 37 | 98-4606 | Hose Assembly | 1 |
| 15 | 33115-035 | Screw - HH | 2 | 38 | 340-77 | Fitting - Hydraulic 90° | 1 |
| 16 | 100-3174 | Hydrostat | 1 | 39 | 237-42 | O-Ring | 2 |
| 17 | 340-8 | Fitting - Hydraulic (Incl. Ref. #32 & 34) | 2 | 40 | 94-6385 | Valve - Relief (Incl. Ref. #46) | 1 |
| 18 | 340-17 | Fitting - Hydraulic 90° (Incl. Ref. #32 & 33) | 1 | 41 | 3256-22 | Washer - Flat | 2 |
| 19 | 3256-24 | Washer - Flat | 2 | 42 | 33113-050 | Screw - HH | 2 |
| 20 | 3274-1 | Screw - HSH | 2 | 43 | 340-94 | Fitting - Tee | 1 |
| 21 | 340-18 | Fitting - Hydraulic 90° (Incl. Ref. #29 & 31) | 1 | 44 | 94-6383 | Hose Assembly | 1 |
| 22 | 353-988 | Plug (Incl. Ref. #29) | 1 | 45 | 33023-00 | Nut - Lock | 2 |
| 23 | 93-2252 | Hose Assembly | 1 | 46 | 94-6386 | Cartridge - Relief Valve (Incl. Ref. #29 & 49-50) | 1 |
| | | | | 49 | | O-Ring | 1 |
| | | | | 50 | | Ring - Backup | 1 |



T-2392-1

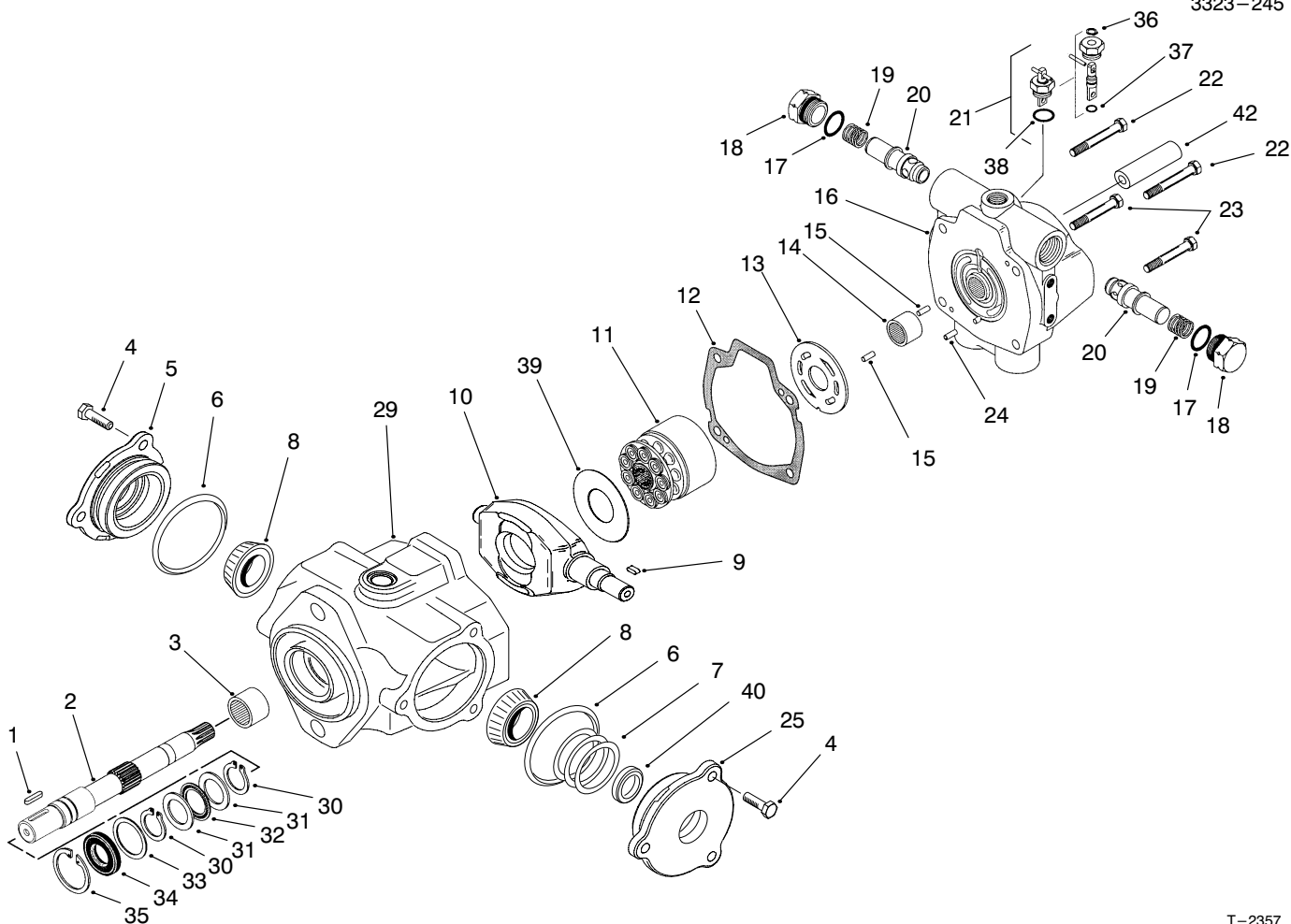
GEAR PUMP ASSEMBLY NO. 95-0533

| Ref. No. | Part No. | Description | No. Used |
|----------|----------|-----------------|----------|
| †1 | | Plate – Front | 1 |
| †2 | | Plate – Back | 1 |
| †3 | | Body | 1 |
| †4 | | Body | 1 |
| †5 | | Gear – Drive | 1 |
| †6 | | Gear – Idler | 1 |
| †7 | | Gear – Idler | 1 |
| †8 | | Gasket – Backup | 2 |
| †9 | | Plate – Wear | 2 |
| †10 | | Seal – Pressure | 2 |
| 11 | 94-8158 | Screw – Cap | 8 |

| Ref. No. | Part No. | Description | No. Used |
|----------|----------|-----------------------------------------------------|----------|
| †12 | | O-Ring | 4 |
| †13 | | Plate – Adapter | 1 |
| †14 | | Key | 1 |
| †15 | | Tube | 1 |
| †16 | | Gear | 1 |
| 17 | 94-8160 | Washer | 4 |
| 18 | 94-3011 | Plug | 1 |
| †19 | | Fitting – Suction | 1 |
| * | 94-8161 | Kit – Seal Repair (Incl. Ref. #8,10, 12 & 17-18) | 1 |

†Not Serviced Separately

*Not Illustrated



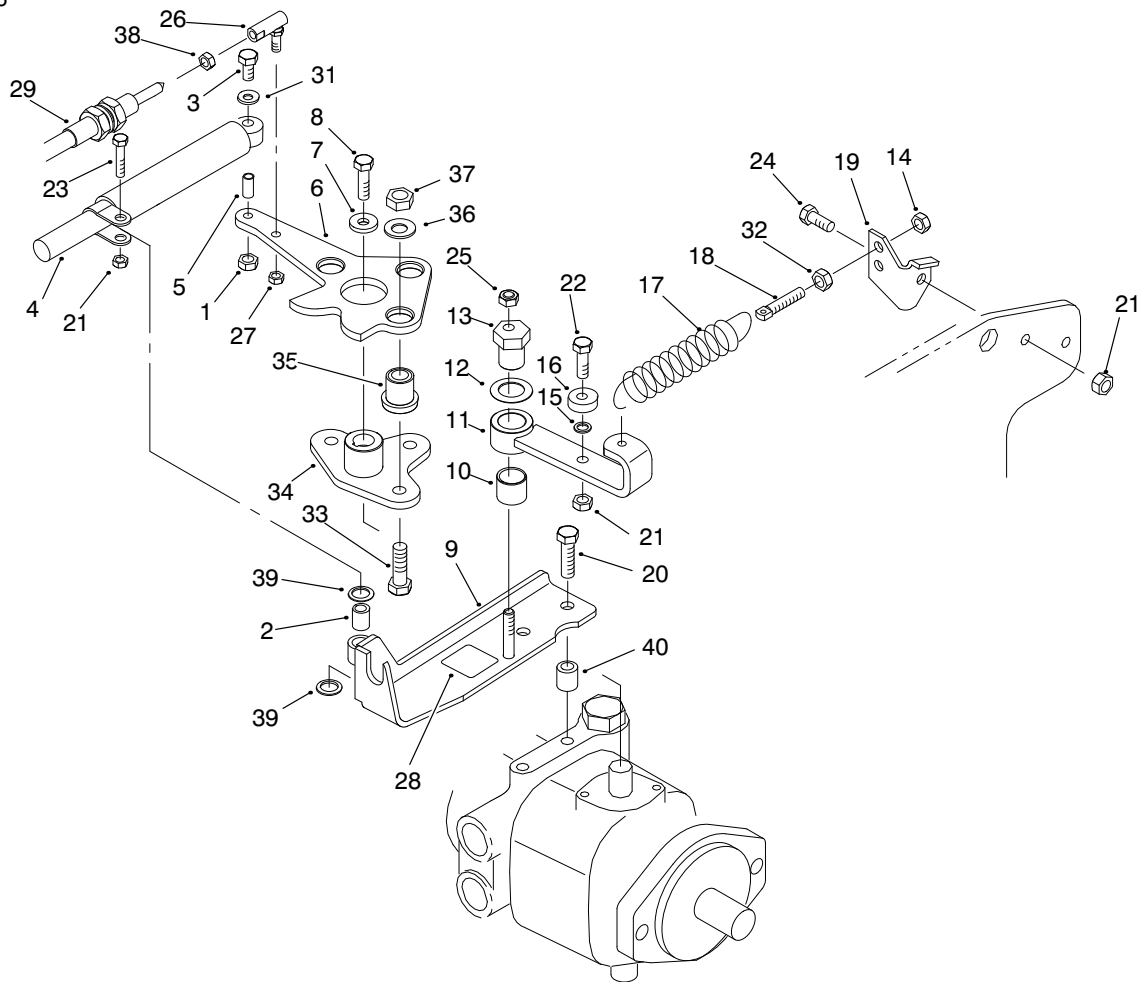
T-2357

HYDROSTAT ASSEMBLY NO. 100-3174

| Ref. No. | Part No. | Description | No. Used |
|----------|----------|----------------------------------------------|----------|
| 1 | 94-3645 | Key | 1 |
| 2 | 94-6359 | Shaft - Drive | 1 |
| 3 | 94-6363 | Bearing | 1 |
| 4 | 98-4640 | Screw - Cap | 6 |
| 5 | 98-4644 | Cover Plate Assembly | 1 |
| 6 | 100-3179 | O-Ring | 2 |
| 7 | 100-3182 | Shim Kit | 1 |
| 8 | 98-4639 | Bearing - Cone | 2 |
| 9 | 94-3646 | Key | 1 |
| 10 | 100-3175 | Plate - Cam | 1 |
| 11 | 76-6070 | Rotating Kit Assembly | 1 |
| 12 | 33-4930 | Gasket | 1 |
| 13 | 100-3180 | Plate - Valve | 1 |
| 14 | 94-6368 | Bearing | 1 |
| 15 | 76-6150 | Pin - Dowel | 2 |
| 16 | 100-3177 | Back Plate Assembly (Incl. Ref. #14 & 24) | 1 |
| †17 | | O-Ring | 4 |
| 18 | 70-1240 | Plug Assembly (Incl. Ref. #17) | 2 |
| 19 | 100-3178 | Spring | 2 |
| 20 | 94-3644 | Seat | 2 |

| Ref. No. | Part No. | Description | No. Used |
|----------|----------|---------------------------------------------------------------|----------|
| 21 | 100-3181 | Dump Valve Assembly (Incl. Ref. #36-38) | 1 |
| 22 | 76-6170 | Screw - Cap | 2 |
| 23 | 76-6160 | Screw - Cap | 2 |
| †24 | | Pin - Roll | 1 |
| 25 | 98-4645 | Cover Plate Assembly | 1 |
| 29 | 100-3176 | Housing Assembly (Incl. Ref. #3) | 1 |
| 30 | 32151-29 | Ring - Retaining | 2 |
| 31 | 252-71 | Race - Bearing | 2 |
| 32 | 252-66 | Bearing - Thrust | 1 |
| 33 | 33-3720 | Washer | 1 |
| 34 | 42-2720 | Seal - Shaft | 1 |
| 35 | 32151-13 | Ring - Retaining | 1 |
| †36 | | Ring - Retaining | 1 |
| †37 | | O-Ring | 1 |
| †38 | | O-Ring | 1 |
| 39 | 98-4635 | Insert - Camplate | 1 |
| †40 | | Seal - Shaft | 1 |
| 42 | 74-9040 | Coupler | 1 |
| * | 98-4643 | Seal Repair Kit (Incl. Ref. #6, 12, 17, 30, 34-38 & 40) | 1 |

*Not Illustrated
†Not Serviced Separately

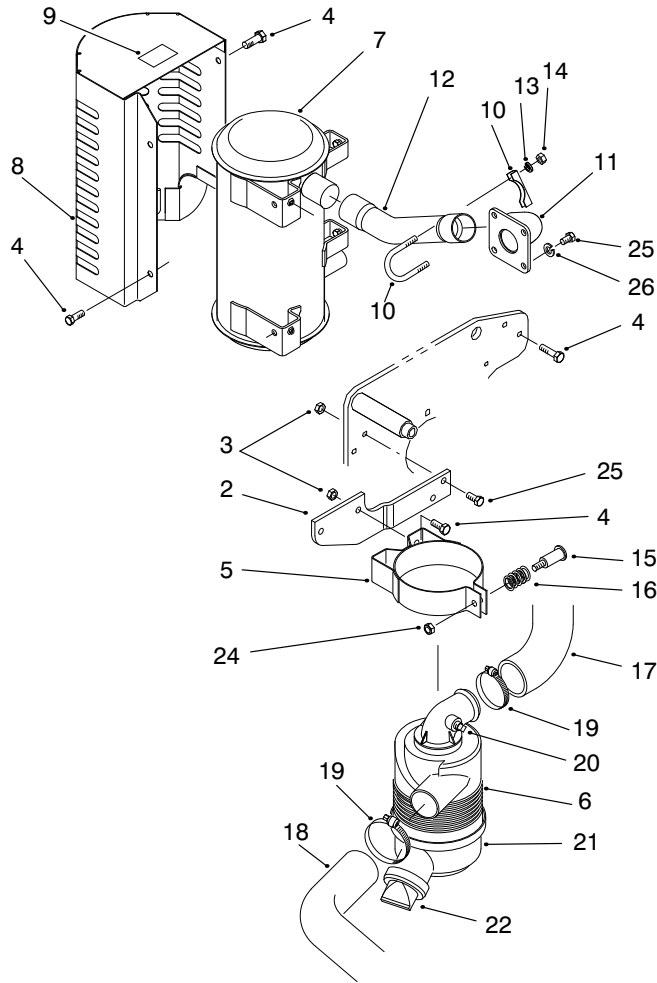


T-2228-3

NEUTRAL SYSTEM ASSEMBLY

| Ref. No. | Part No. | Description | No. Used |
|----------|------------|-----------------------|----------|
| 1 | 33023-00 | Nut - Lock | 1 |
| 2 | 94-8197 | Tube - Pivot | 1 |
| 3 | 33113-030 | Screw - HH | 1 |
| 4 | 76-8870 | Lever Damper Assembly | 1 |
| 5 | 94-1312 | Spacer - Pivot | 1 |
| 6 | 94-3488-03 | Lever - Pump | 1 |
| 7 | 88-7200 | Washer - Pivot | 1 |
| 8 | 3210-6 | Screw - HH | 1 |
| 9 | 94-9603 | Cable Support | 1 |
| 10 | 94-9609 | Bushing - Straight | 1 |
| 11 | 94-4527 | Neutral Arm | 1 |
| 12 | 3-6498 | Washer - Thrust | 1 |
| 13 | 93-2111 | Stud - Traction | 1 |
| 14 | 3296-4 | Nut - Lock Elastic | 1 |
| 15 | 75-5470 | Spacer | 1 |
| 16 | 251-259 | Bearing - Ball | 1 |
| 17 | 94-1369 | Spring - Ext. | 1 |
| 18 | 99-8194 | Pin | 1 |
| 19 | 98-4607 | Bracket - Spring | 1 |
| 20 | 323-8 | Screw - HH | 2 |

| Ref. No. | Part No. | Description | No. Used |
|----------|-----------|--------------------------|----------|
| 21 | 33024-00 | Nut - Lock | 3 |
| 22 | 33114-025 | Screw - HH | 1 |
| 23 | 33114-030 | Screw - HH | 1 |
| 24 | 33114-020 | Screw - HH | 1 |
| 25 | 3296-29 | Nut - Hex | 1 |
| 26 | 2411-34 | Ball Joint | 1 |
| 27 | 3296-13 | Nut - Lock | 1 |
| 28 | 93-9051 | Decal - Eccentric Bolt | 1 |
| 29 | 93-2099 | Cable - Traction Control | 1 |
| 31 | 3256-22 | Washer - Flat | 1 |
| 32 | 3220-2 | Nut - Jam | 1 |
| 33 | 33115-035 | Screw - HH | 3 |
| 34 | 94-3486 | Plate | 1 |
| 35 | 63-9750 | Mount - Rubber | 3 |
| 36 | 2844 | Washer | 3 |
| 37 | 33025-00 | Nut - Lock | 3 |
| 38 | 3220-1 | Nut - Jam | 1 |
| 39 | 94-8196 | Washer - Nylon | 2 |
| 40 | 92-5723 | Spacer | 2 |

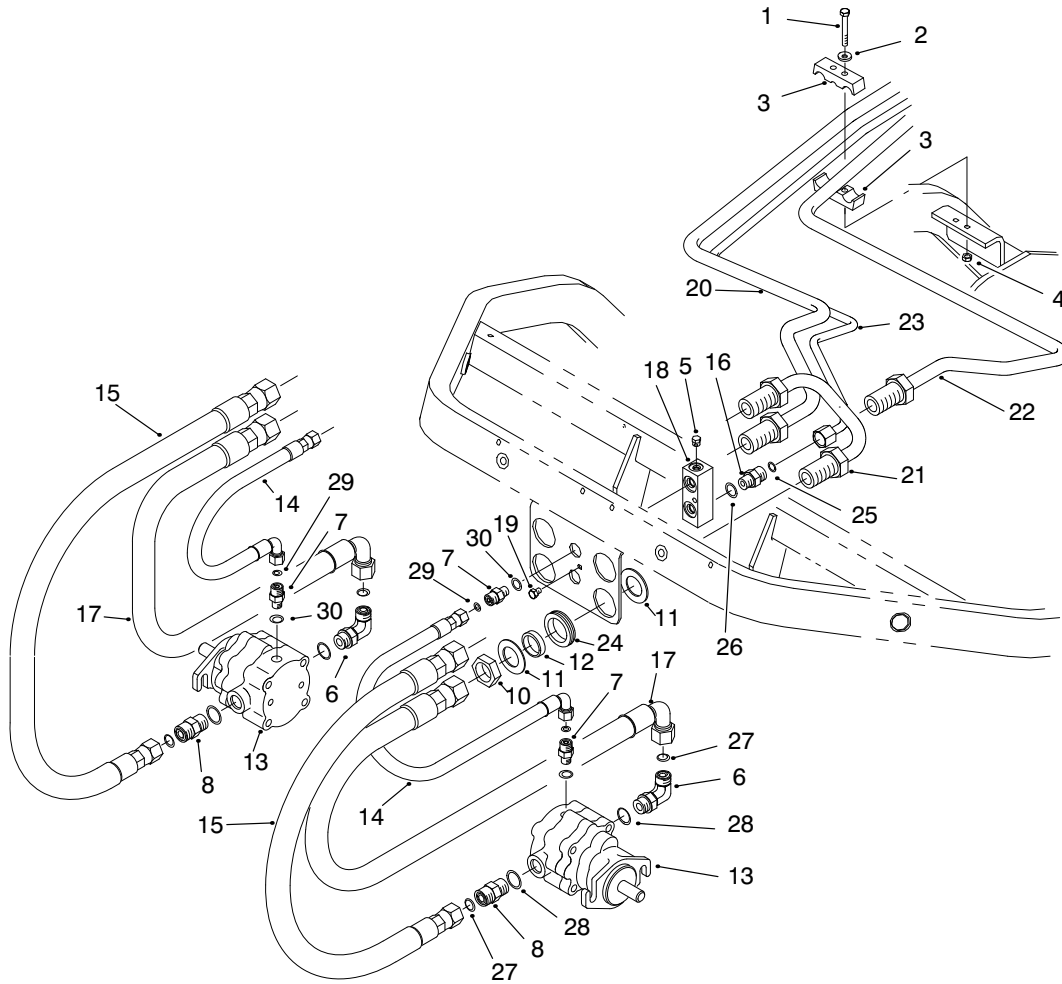


T-2291-3

MUFFLER & AIR CLEANER ASSEMBLY

| Ref. No. | Part No. | Description | No. Used | Ref. No. | Part No. | Description | No. Used |
|----------|------------|-----------------------------------------------|----------|----------|-----------|-----------------------|----------|
| 2 | 94-5359-03 | Bracket – Air Cleaner | 1 | 12 | 93-2183 | Pipe – Exhaust | 1 |
| 3 | 33024-00 | Nut – Lock | 4 | 13 | 3253-4 | Washer – Lock | 4 |
| 4 | 33114-020 | Screw – HH | 8 | 14 | 3217-6 | Nut – Hex. | 4 |
| 5 | 93-2191 | Mounting Band Assembly (Incl. Ref. #24-26) | 1 | 15 | 94-3653 | Bolt | 1 |
| 6 | 93-2190 | Air Cleaner Assembly (Incl. Ref. #20-23) | 1 | 16 | 94-3654 | Spring – Compression | 1 |
| 7 | 94-8153 | Muffler | 1 | 17 | 93-2423 | Hose – Air Cleaner | 1 |
| * | 94-8157 | Arrester – Spark (Optional) | 1 | 18 | 93-2035 | Hose – Air Cleaner | 1 |
| 8 | 94-9629 | Muffler Shield Asm (Incl. Ref. #9) | 1 | 19 | 2412-92 | Clamp – Hose | 2 |
| 9 | 93-8069 | Decal – Hot Surface | 1 | 20 | 285-17 | Plug | 1 |
| 10 | 2112-9 | Clamp (Incl. Ref. #13 & 14) | 2 | 21 | 94-3652 | Cover Assembly | 1 |
| 11 | 93-2185 | Exhaust Bracket | 1 | 22 | 94-1414 | Valve | 1 |
| | | | | *23 | 93-2195 | Element – Air Cleaner | 1 |
| | | | | 24 | 48-9510 | Nut – Lock | 1 |
| | | | | 25 | 33114-025 | Screw – HH | 6 |
| | | | | 26 | 3253-4 | Washer – Spring Lock | 4 |

*Not Illustrated

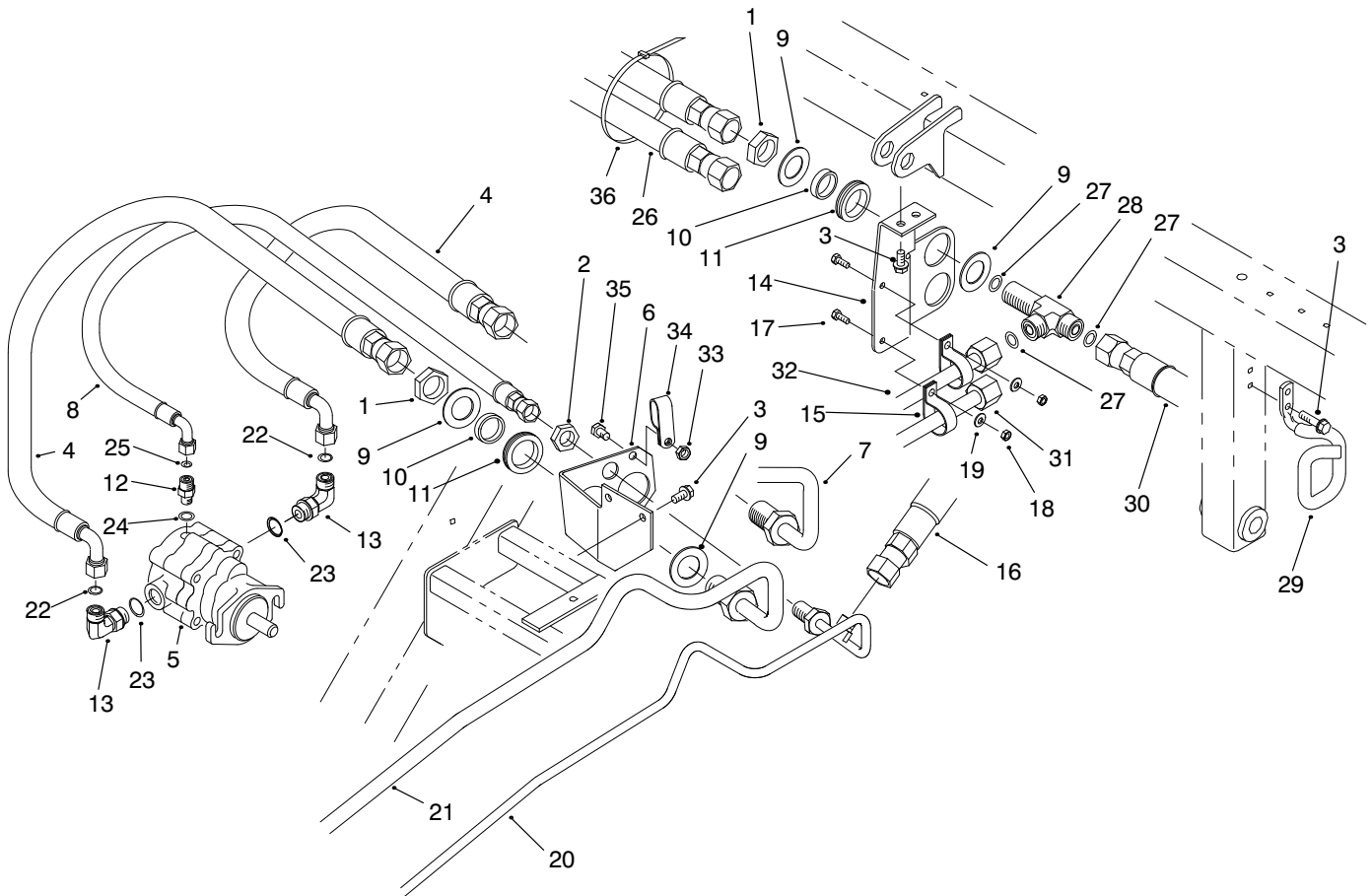


T-2240-1

REEL MOTOR INSTALLATION ASSEMBLY – RH & LH

| Ref. No. | Part No. | Description | No. Used |
|----------|-----------|------------------------------------------------|----------|
| 1 | 33113-050 | Screw – HH | 2 |
| 2 | 3256-1 | Washer – Flat | 2 |
| 3 | 93-2509 | Clamp – Tube | 2 |
| 4 | 33023-00 | Nut – Lock NI | 2 |
| 5 | 353-991 | Plug | 1 |
| 6 | 340-98 | Fitting – Hydraulic 90° (Incl. Ref. #27-28) | 2 |
| 7 | 340-92 | Fitting – Hydraulic (Incl. Ref. #29-30) | 4 |
| 8 | 340-4 | Fitting – Hydraulic (Incl. Ref. #27-28) | 2 |
| 10 | 340-74 | Nut – Bulkhead | 4 |
| 11 | 69-9010 | Washer | 8 |
| 12 | 69-9000 | Spacer | 4 |
| 13 | 93-1375 | Reel Motor | 2 |
| 14 | 93-2264 | Hose Assembly | 2 |
| 15 | 95-2908 | Hose Assembly | 2 |

| Ref. No. | Part No. | Description | No. Used |
|----------|-----------|--------------------------------------------|----------|
| 16 | 340-2 | Fitting – Hydraulic (Incl. Ref. #25-26) | 1 |
| 17 | 95-2909 | Hose Assembly | 2 |
| 18 | 93-2238 | T-Block (Incl. Ref. #5) | 1 |
| 19 | 33113-008 | Screw – HH | 1 |
| 20 | 94-1318 | Tube – Hydraulic | 1 |
| 21 | 94-1319 | Tube – Hydraulic | 1 |
| 22 | 94-1320 | Tube – Hydraulic | 1 |
| 23 | 94-1321 | Tube – Hydraulic | 1 |
| 24 | 240-3 | Grommet – Rubber | 4 |
| 25 | 237-22 | O-Ring | 1 |
| 26 | 237-42 | O-Ring | 1 |
| 27 | 237-30 | O-Ring | 4 |
| 28 | 237-79 | O-Ring | 4 |
| 29 | 237-21 | O-Ring | 4 |
| 30 | 237-78 | O-Ring | 4 |

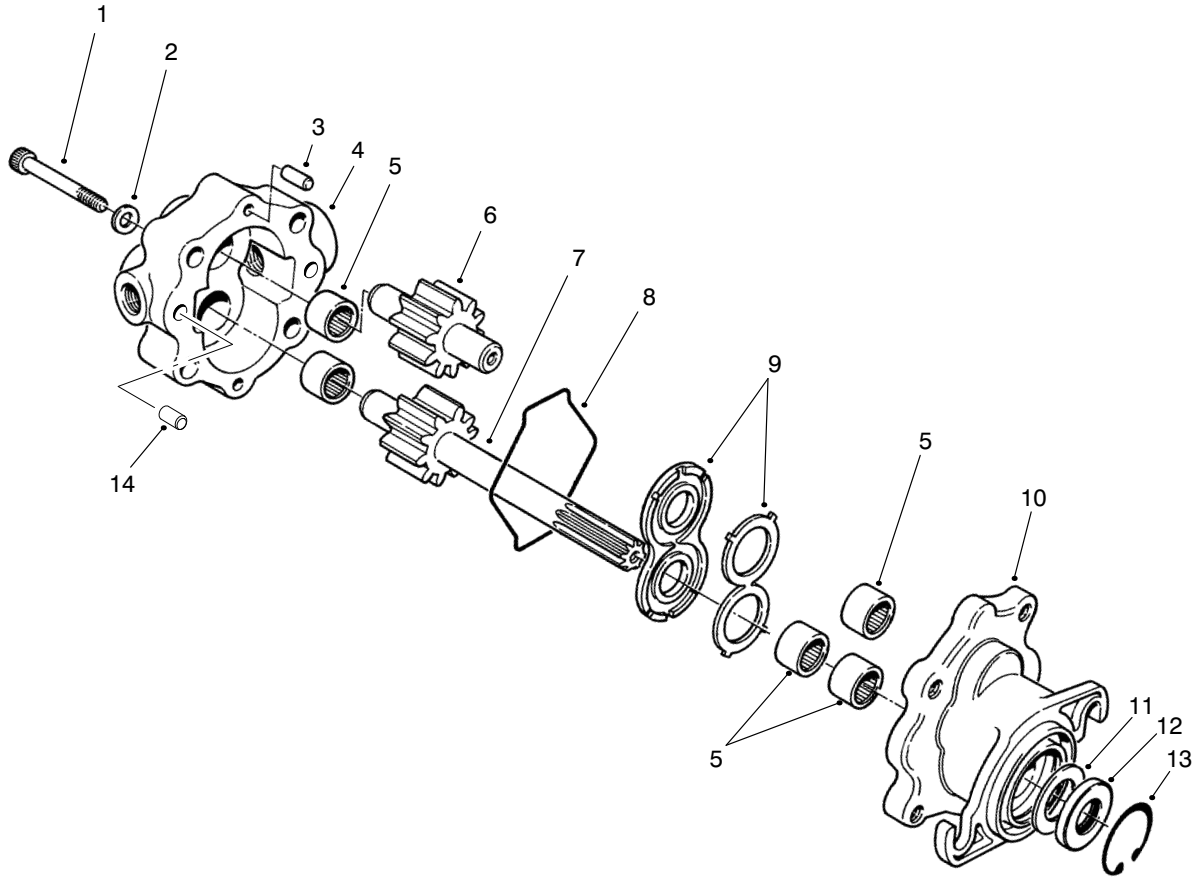


T-2241-2

REEL MOTOR INSTALLATION ASSEMBLY – REAR

| Ref. No. | Part No. | Description | No. Used |
|----------|------------|------------------------------------------------|----------|
| 1 | 340-74 | Nut – Bulkhead | 4 |
| 2 | 340-70 | Nut – Bulkhead | 1 |
| 3 | 32144-14 | Screw – HH | 6 |
| 4 | 95-2907 | Hose Assembly | 2 |
| 5 | 93-1375 | Reel Motor | 1 |
| 6 | 94-1316 | Bracket – Bulkhead | 1 |
| 7 | 94-1317 | Tube – Hydraulic | 1 |
| 8 | 94-1328 | Hose Assembly | 1 |
| 9 | 69-9010 | Washer | 8 |
| 10 | 69-9000 | Spacer | 4 |
| 11 | 240-3 | Grommet – Rubber | 4 |
| 12 | 340-92 | Fitting – Hydraulic (Incl. Ref. #24-25) | 1 |
| 13 | 340-98 | Fitting – Hydraulic 90° (Incl. Ref. #22-23) | 2 |
| 14 | 94-8155-03 | Bracket – Bulkhead | 1 |
| 15 | 2412-134 | Clamp – R | 2 |
| 16 | 94-4539 | Hose Assembly | 1 |
| 17 | 33113-020 | Screw – HH | 2 |
| 18 | 33023-016 | Nut – Lock NI | 2 |

| Ref. No. | Part No. | Description | No. Used |
|----------|-----------|--------------------------------------------|----------|
| 19 | 3256-22 | Washer – Flat | 2 |
| 20 | 94-1321 | Tube – Hydraulic | 1 |
| 21 | 94-1318 | Tube – Hydraulic | 1 |
| 22 | 237-30 | O-Ring | 2 |
| 23 | 237-79 | O-Ring | 2 |
| 24 | 237-78 | O-Ring | 1 |
| 25 | 237-21 | O-Ring | 1 |
| 26 | 94-5357 | Hose Assembly | 2 |
| 27 | 237-65 | O-Ring | 3 |
| 28 | 94-5350 | Fitting – Bulkhead Tee (Incl. Ref. #27) | 2 |
| 29 | 94-5352 | Retainer – Hose | 1 |
| 30 | 94-5358 | Hose Assembly | 2 |
| 31 | 94-5353 | Tube – Hydraulic | 1 |
| 32 | 94-5354 | Tube – Hydraulic | 1 |
| 33 | 33024-00 | Nut – Lock | 1 |
| 34 | 2412-137 | Clamp – Tube, Double | 1 |
| 35 | 33114-020 | Screw – HH | 1 |
| 36 | 3290-378 | Tie – Cable | 1 |



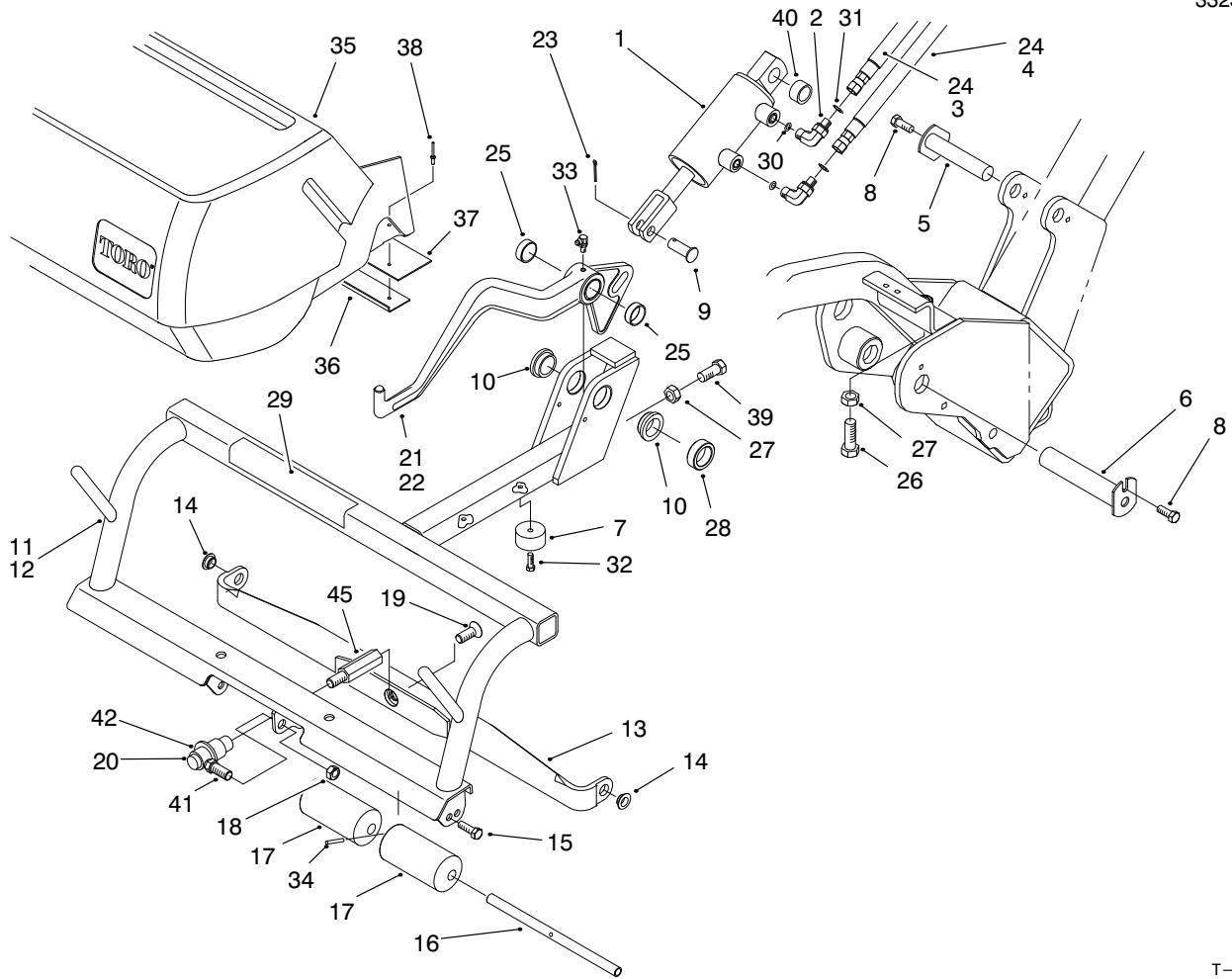
T-1872-2

REEL MOTOR ASSEMBLY NO. 93-1375

| Ref. No. | Part No. | Description | No. Used |
|----------|----------|-------------------------------------|----------|
| 1 | 354-50 | Screw-Hex Socket Hd. | 4 |
| 2 | 354-51 | Washer | 4 |
| 3 | 353-599 | Pin-Dowel | 2 |
| 4 | 93-3614 | Assembly - Cover (Incl. Ref. #5) | 1 |
| †5 | | Bearing-Needle | 5 |
| 6 | 93-3616 | Assembly - Idler Gear | 1 |
| 7 | 93-3615 | Assembly - Drive Shaft | 1 |
| 8 | 354-46 | Ring-Seal | 1 |

| Ref. No. | Part No. | Description | No. Used |
|----------|----------|----------------------------------------|----------|
| 9 | 74-3810 | Assembly - Load Plate | 1 |
| 10 | 92-8795 | Assembly - Body (Incl. Ref. #5) | 1 |
| †11 | | Spacer | 1 |
| †12 | | Seal-Shaft | 1 |
| 13 | 32151-41 | Ring - Retaining | 1 |
| 14 | 92-8796 | Pin - Dowel | 2 |
| * | 92-8863 | Repair Kit (Incl. Ref. #8, & 11-13) | 1 |

*Not Illustrated
†Not Serviced Separately



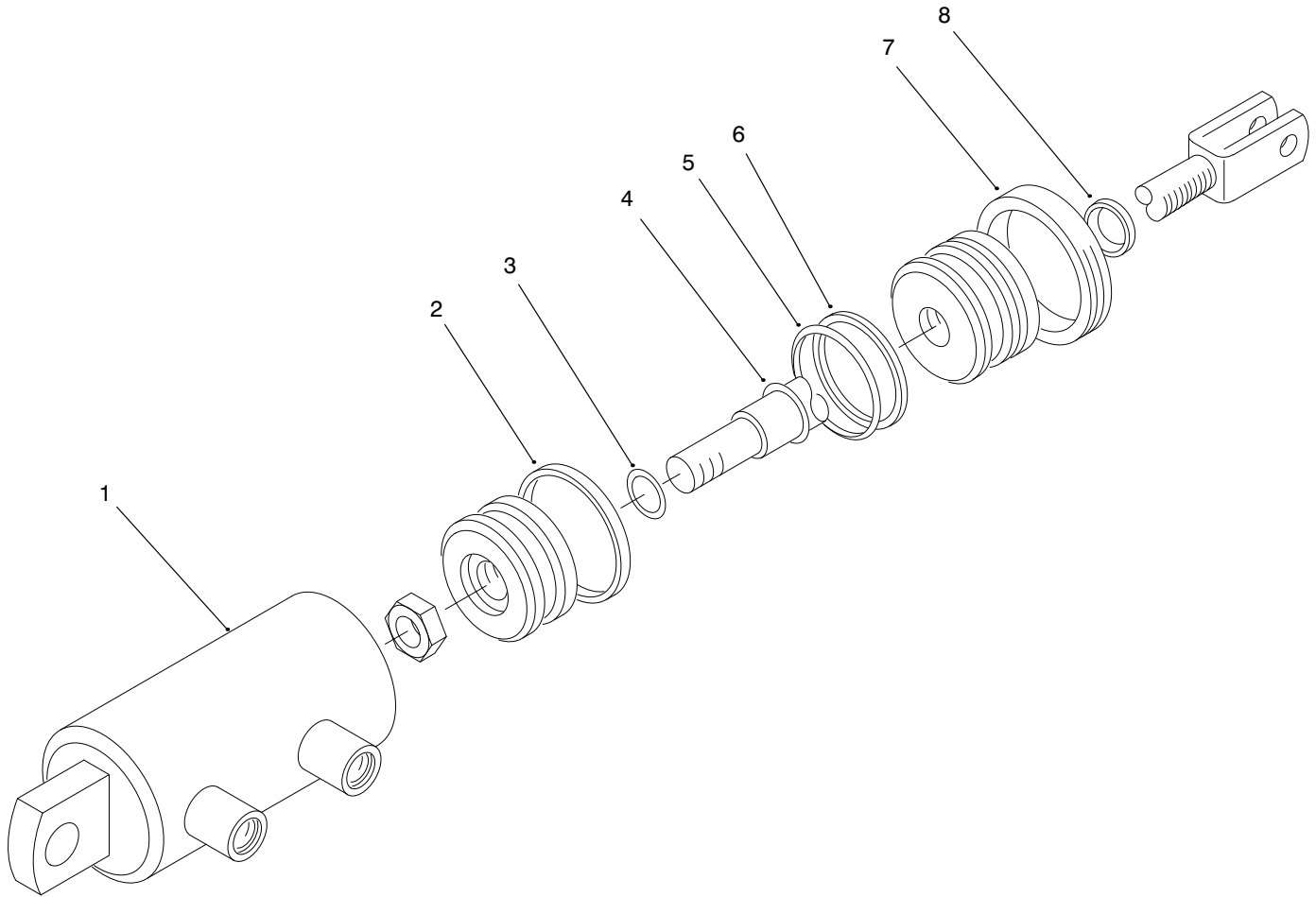
T-2230-7

PULL FRAME ASSEMBLY – RH & LH

| Ref. No. | Part No. | Description | No. Used | Ref. No. | Part No. | Description | No. Used |
|----------|------------|------------------------------------------------|----------|----------|------------|----------------------------------------------|----------|
| 1 | 99-8158 | Hydraulic Cylinder Assembly | 2 | 22 | 98-2176-01 | Lift Arm – LH | 1 |
| 2 | 340-132 | Fitting – Hydraulic 90° (Incl. Ref. #30-31) | 4 | 23 | 3272-11 | Pin – Cotter | 2 |
| 3 | 93-2255 | Hose Assembly | 1 | 24 | 93-2254 | Hose Assembly | 2 |
| 4 | 93-2256 | Hose Assembly | 1 | 25 | 92-8995 | Bushing – Straight | 4 |
| 5 | 10-6060 | Pin – Ram Pivot | 2 | 26 | 325-6 | Screw – HH | 2 |
| 6 | 94-8198 | Pin | 2 | 27 | 3218-5 | Nut – Jam | 4 |
| 7 | 94-4548 | Bumper | 2 | 28 | 93-2384 | Spacer – Carrier | 2 |
| 8 | 32144-14 | Screw – HH | 4 | 29 | 93-8064 | Decal – Warning | 2 |
| 9 | 283-8 | Pin – Clevis | 2 | 30 | 237-78 | O-Ring | 4 |
| 10 | 94-9610 | Bushing – Flange | 4 | 31 | 237-21 | O-Ring | 4 |
| 11 | 99-1455 | Carrier – RH (Incl. Ref. #10 & 29) | 1 | 32 | 32144-44 | Screw – HWH | 2 |
| 12 | 99-1454 | Carrier – LH (Incl. Ref. #10 & 29) | 1 | 33 | 302-60 | Fitting – Grease 90° | 2 |
| 13 | 98-4624 | Pull Arm | 2 | 34 | 32121-6 | Pin – Roll | 4 |
| 14 | 93-2368 | Bushing – Flange | 4 | 35 | 98-2199 | Grass Basket Assembly (Incl. Ref. #36-38) | 2 |
| 15 | 3211-2 | Screw – HH | 8 | 36 | 95-2903 | Angle – Basket Seal | 2 |
| 16 | 93-2363 | Shaft – Roller | 4 | 37 | 93-2551 | Seal – Basket | 2 |
| 17 | 93-2362 | Roller – Anti Scalp | 8 | 38 | 3290-382 | Rivet – Pop | 16 |
| 18 | 3296-19 | Nut – Lock | 2 | 39 | 325-4 | Screw – HH | 2 |
| 19 | 98-2178 | Screw | 2 | 40 | 74-3730 | Spacer – Cylinder | 2 |
| 20 | 94-9647 | Ball Joint (Incl. Ref. #41 & 42) | 2 | 41 | 94-9648 | Ball Stud | 2 |
| 21 | 98-2174-01 | Lift Arm – RH | 1 | 42 | 98-2179 | Shell & Housing Assembly | 2 |
| | | | | 45 | 98-0632 | Adapter – Pull Link | 2 |
| | | | | * | 65-8320 | Bar – Gauge | 1 |
| | | | | *† | 99-1456 | Pad | 3 |

* Not Illustrated.

†To be installed on cutting unit grass shields as required.



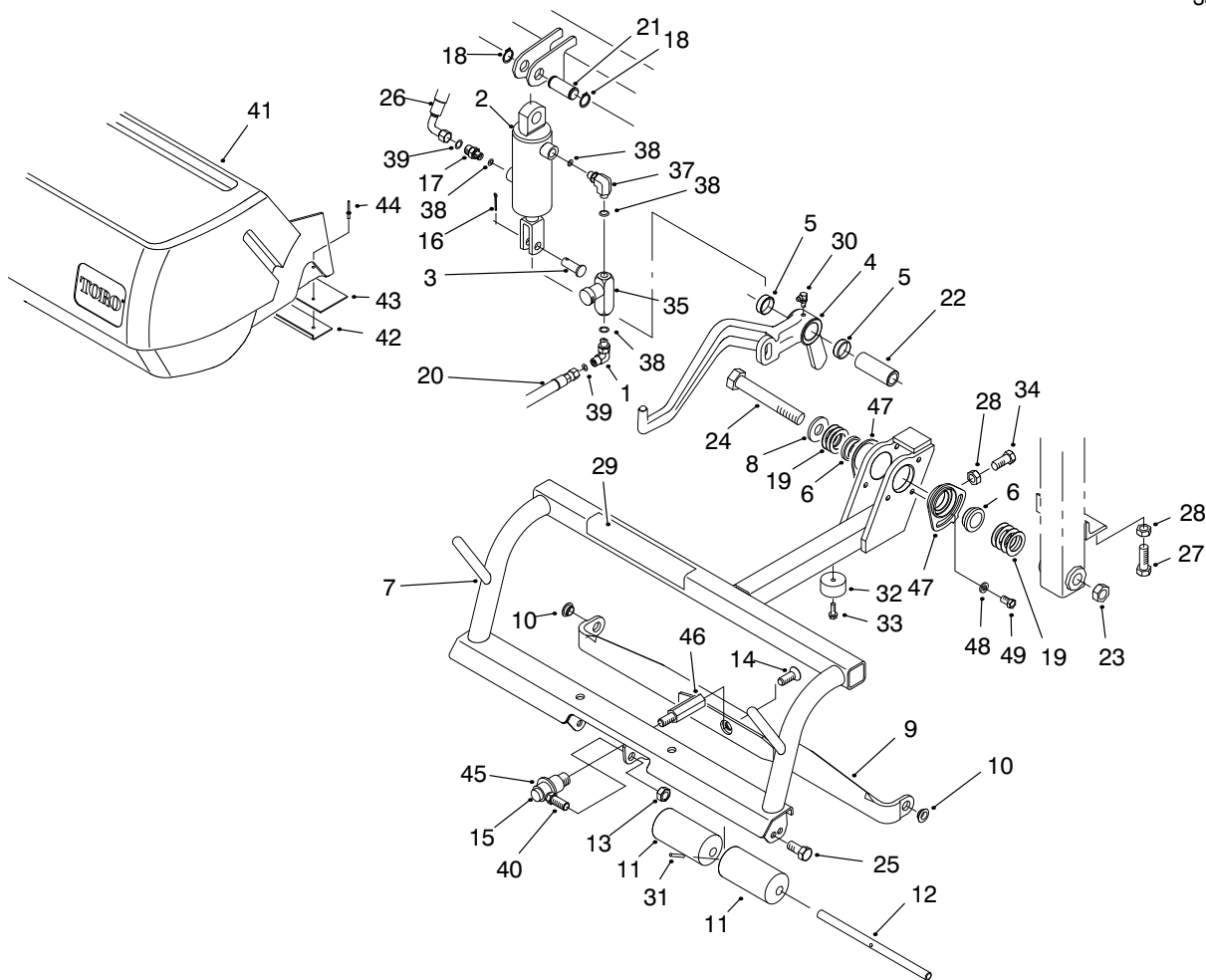
T-3159-1

HYDRAULIC CYLINDER NO. 99-8158

| Ref. No. | Part No. | Description | No. Used |
|----------|----------|-------------|----------|
| †1 | | Barrel | 1 |
| †2 | | Uniring | 1 |
| †3 | | O-Ring | 1 |
| †4 | | Seal - Rod | 1 |
| †5 | | O-Ring | 1 |

| Ref. No. | Part No. | Description | No. Used |
|----------|----------|---------------------------------------------|----------|
| †6 | | Washer - Back-Up | 1 |
| 7 | | Collar - Internal | 1 |
| †8 | | Seal - Dust | 1 |
| * | 99-8163 | Kit - Seal, Repair (Incl. Ref. #2-6 & 8) | 1 |

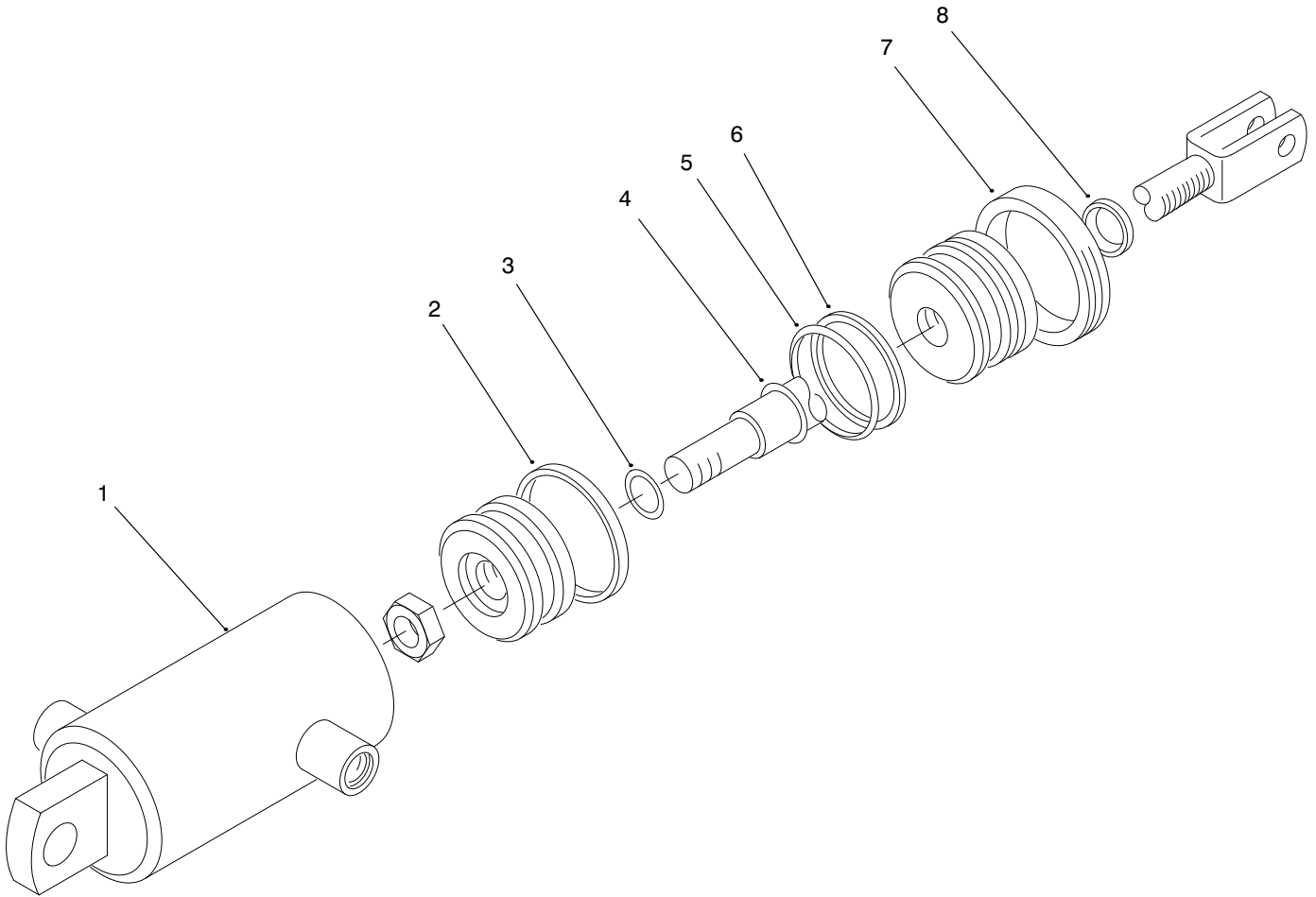
†Not Serviced Separately



T-2231-7

PULL FRAME ASSEMBLY – REAR

| Ref. No. | Part No. | Description | No. Used | Ref. No. | Part No. | Description | No. Used |
|----------|------------|--------------------------------------------------|----------|----------|-----------|----------------------------------------------|----------|
| 1 | 340-132 | Fitting – Hydraulic 90° (Incl. Ref. #38 & 39) | 1 | 24 | 327-17 | Screw – HH | 1 |
| 2 | 99-8157 | Hydraulic Cylinder Assembly | 1 | 25 | 3211-2 | Screw – HH | 4 |
| 3 | 283-8 | Pin – Clevis | 1 | 26 | 94-3477 | Hose Assembly | 1 |
| 4 | 98-2172-01 | Lift Arm – Center | 1 | 27 | 325-6 | Screw – HH | 1 |
| 5 | 92-8995 | Bushing – Straight | 2 | 28 | 3218-5 | Nut – Jam | 2 |
| 6 | 98-2197 | Bushing – Flange | 2 | 29 | 93-8064 | Decal – Warning | 1 |
| 7 | 99-1453 | Center Carrier Asm (Incl. Ref. #29) | 1 | 30 | 302-60 | Fitting – Grease 90° | 1 |
| 8 | 69-8940 | Washer – Flat | 1 | 31 | 32121-6 | Pin – Roll | 2 |
| 9 | 98-4624 | Pull Arm | 1 | 32 | 94-4548 | Bumper – Recessed | 1 |
| 10 | 93-2368 | Bushing – Flange | 2 | 33 | 32144-44 | Screw – HWH | 1 |
| 11 | 93-2362 | Roller – Anti Scalp | 4 | 34 | 325-4 | Screw – HH | 1 |
| 12 | 93-2363 | Shaft – Roller | 2 | 35 | 93-7489 | Valve – Flow Control | 1 |
| 13 | 3296-19 | Nut – Lock | 1 | 37 | 95-2927 | Fitting – Hydraulic 90° (Incl. Ref. #38) | 1 |
| 14 | 98-2178 | Screw – HH | 1 | 38 | 237-78 | O-Ring | 4 |
| 15 | 94-9647 | Ball Joint (Incl. Ref. #40 & 45) | 1 | 39 | 237-21 | O-Ring | 2 |
| 16 | 3272-11 | Pin – Cotter | 1 | 40 | 94-9648 | Ball Stud | 1 |
| 17 | 95-1639 | Fitting – Hydraulic (Incl. Ref. #38 & 39) | 1 | 41 | 98-2199 | Grass Basket Assembly (Incl. Ref. #42-44) | 1 |
| 18 | 32120-72 | Ring – Retaining, Ext. | 2 | 42 | 95-2903 | Angle – Basket Seal | 1 |
| 19 | 63-2290 | Washer – Thrust | 9 | 43 | 93-2551 | Seal – Basket | 1 |
| 20 | 93-2258 | Hose Assembly | 1 | 44 | 3290-382 | Rivet – Pop | 8 |
| 21 | 94-3452 | Pin – Cylinder | 1 | 45 | 98-2179 | Shell & Housing Assembly | 1 |
| 22 | 94-8199 | Tube – Pivot | 1 | 46 | 98-0632 | Adapter – Pull Link | 1 |
| 23 | 3296-53 | Nut – Hex | 1 | 47 | 98-4618 | Bushing – Eccentric | 2 |
| | | | | 48 | 3256-74 | Washer – Flat | 2 |
| | | | | 49 | 33114-016 | Screw – Cap Hex. Hd. | 2 |



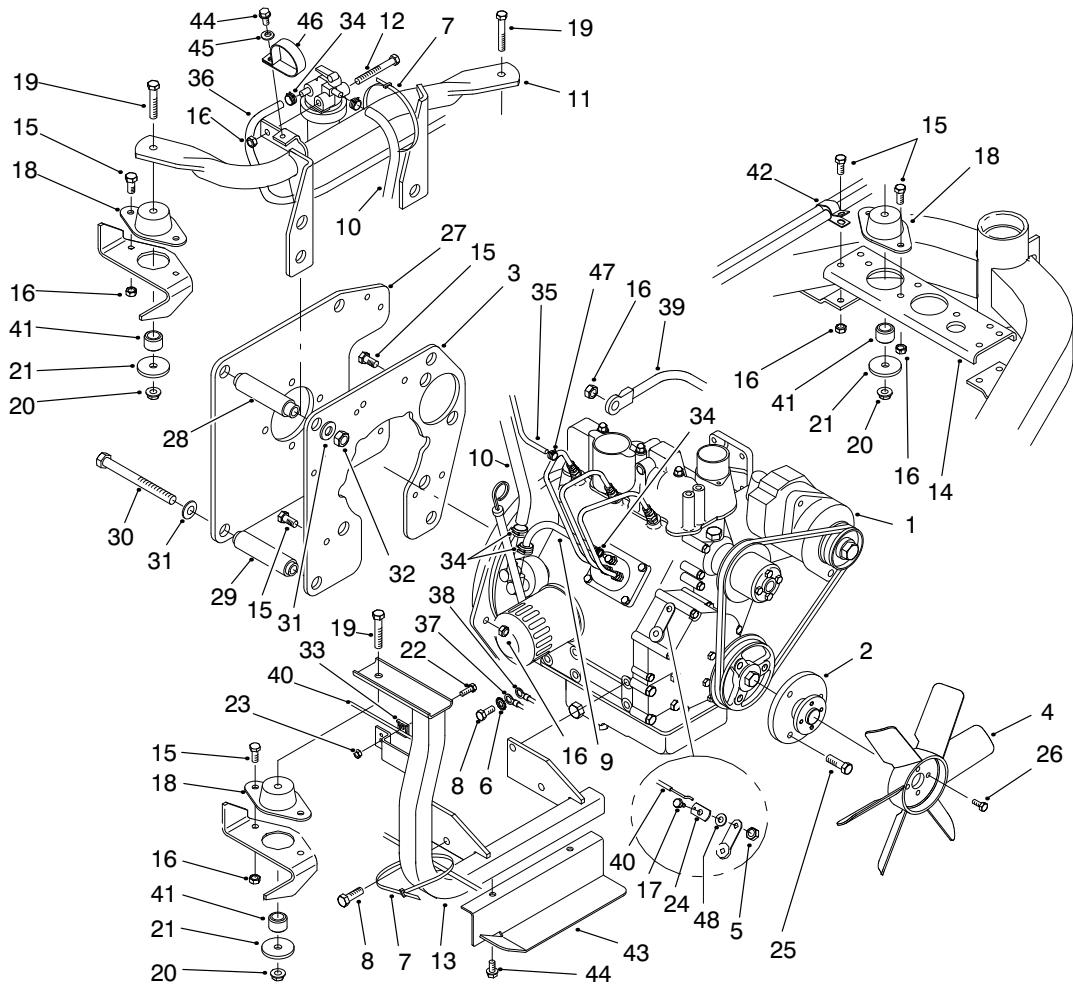
T-3158-1

HYDRAULIC CYLINDER NO. 99-8157

| Ref. No. | Part No. | Description | No. Used |
|----------|----------|-------------|----------|
| †1 | | Barrel | 1 |
| †2 | | Uniring | 1 |
| †3 | | O-Ring | 1 |
| †4 | | Seal - Rod | 1 |
| †5 | | O-Ring | 1 |

| Ref. No. | Part No. | Description | No. Used |
|----------|----------|---------------------------------------------|----------|
| †6 | | Washer - Back-Up | 1 |
| 7 | | Collar - Internal | 1 |
| †8 | | Seal - Dust | 1 |
| * | 99-8163 | Kit - Seal, Repair (Incl. Ref. #2-6 & 8) | |

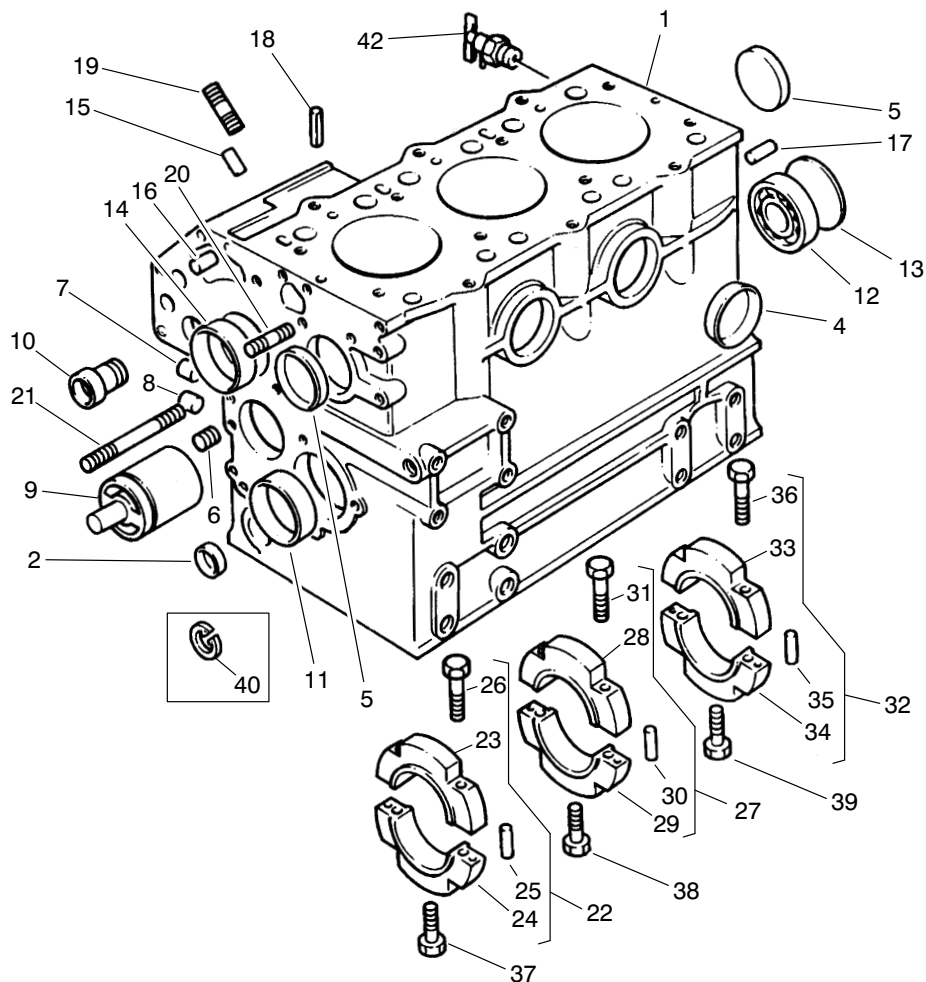
†Not Serviced Separately



T-2273-3

ENGINE INSTALLATION ASSEMBLY

| Ref. No. | Part No. | Description | No. Used | Ref. No. | Part No. | Description | No. Used |
|----------|------------|-------------------------------------|----------|----------|------------|--------------------------|----------|
| 1 | 95-0535 | Engine - Perkins (Incl. Ref. #4) | 1 | 25 | 33114-020 | Screw - HH | 3 |
| 2 | 93-2152 | Adapter - Fan | 1 | 26 | 33113-016 | Screw - HH | 4 |
| 3 | 93-2151-03 | Plate - Backing | 1 | 27 | 98-4608-03 | Plate - Pump | 1 |
| 4 | | Fan | 1 | 28 | 93-2177 | Spacer - Upper | 2 |
| 5 | 3296-27 | Nut - Lock | 1 | 29 | 93-2178 | Spacer - Lower | 2 |
| 6 | 3254-3 | Washer - Lock | 1 | 30 | 33116-130 | Screw - HH | 4 |
| 7 | 3290-378 | Tie - Cable | 2 | 31 | 3256-26 | Washer - Flat | 8 |
| 8 | 33115-020 | Screw - HH | 5 | 32 | 33026-00 | Nut - Lock | 4 |
| 9 | 93-2043 | Hose - Fuel | 1 | 33 | 81-1690 | Clamp - Throttle Cable | 1 |
| 10 | 93-2260 | Hose - Expansion Tank | 1 | 34 | 94-8191 | Clamp - Hose | 5 |
| 11 | 93-2160-03 | Engine Mount - Rear | 1 | 35 | 93-2298 | Hose - Fuel | 1 |
| 12 | 33114-070 | Screw - HH | 1 | 36 | 93-2230 | Hose - Fuel | 1 |
| 13 | 93-2155-03 | Engine Mount - Front | 1 | 37 | 93-2344 | Cable - Battery Negative | 1 |
| 14 | 93-2020-01 | Bracket - Support | 1 | 38 | 93-2340 | Wire Harness | 1 |
| 15 | 33114-020 | Screw - HH | 14 | 39 | 93-2343 | Cable - Battery Positive | 1 |
| 16 | 33024-00 | Nut - Lock | 14 | 40 | 93-2322 | Cable - Throttle Control | 1 |
| 17 | 94-1390 | Screw - Shoulder | 1 | 41 | 94-4538 | Spacer - Mount | 3 |
| 18 | 83-1030 | Mount - Engine | 3 | 42 | 92-5753 | Clamp - Hose, Double | 1 |
| 19 | 323-11 | Screw - HH | 3 | 43 | 94-8156-03 | Shield - Dust | 1 |
| 20 | 3290-357 | Nut - Lock, Flange | 3 | 44 | 32144-14 | Screw - HWH | 3 |
| 21 | 83-1040 | Plate - Washer | 3 | 45 | 3256-23 | Washer - Flat | 1 |
| 22 | 32105-13 | Screw - HH | 1 | 46 | 2412-107 | Clamp - R | 1 |
| 23 | 3296-2 | Nut - Lock | 1 | 47 | 94-8189 | Clamp - Hose | 1 |
| 24 | 92-3154 | Tab - Throttle | 1 | 48 | 3256-51 | Washer - Flat | 1 |



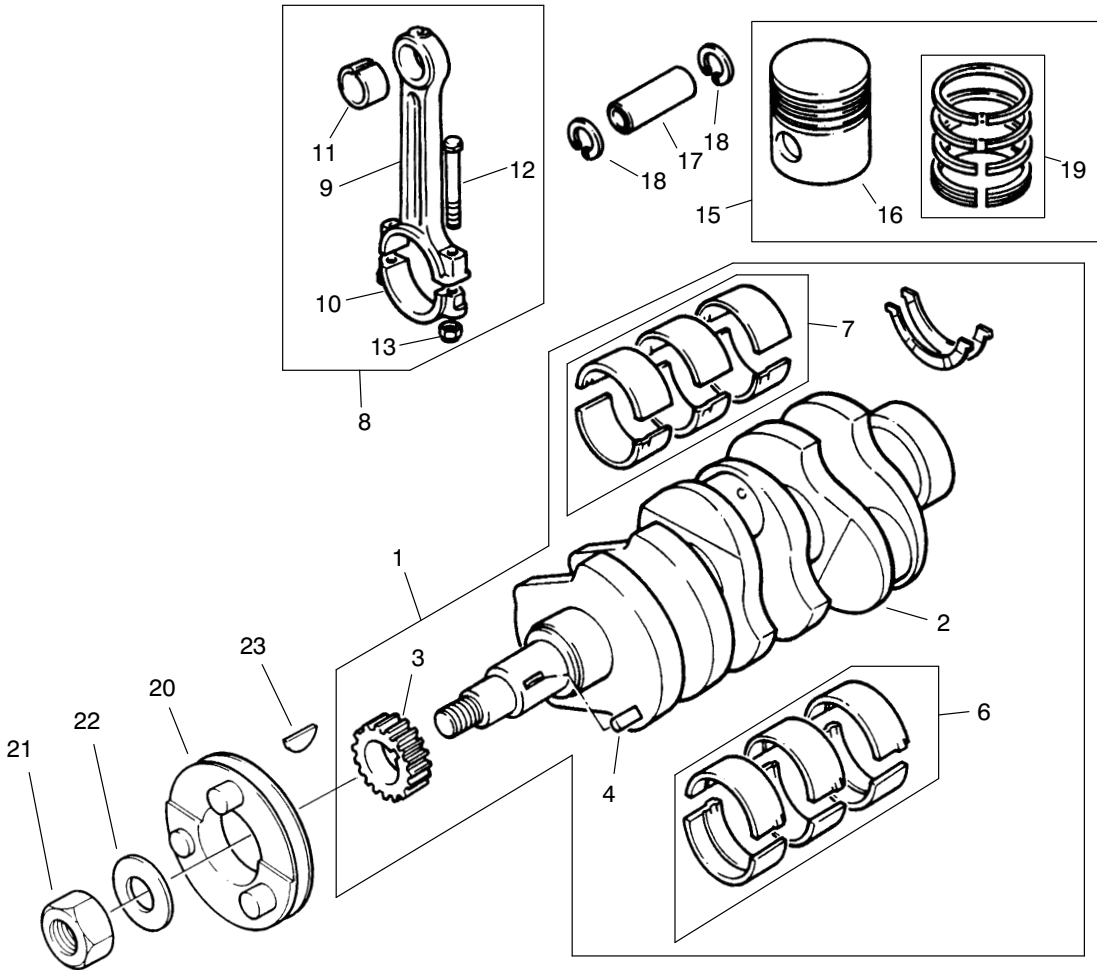
T-1377-1

CYLINDER BLOCK ASSEMBLY

| Ref. No. | Part No. | Description | No. Used | Ref. No. | Part No. | Description | No. Used |
|----------|-----------|---------------------------------|----------|----------|-----------|---------------------------------|----------|
| 1 | 110186150 | Kit – Cylinder Block | 1 | 23 | | Cap | 1 |
| 2 | 064200015 | Plug | 1 | 24 | | Cap | 1 |
| 4 | 064200040 | Plug | 2 | 25 | 030500612 | Dowel | 2 |
| 5 | 064200040 | Plug | 2 | 26 | 010810840 | Screw | 2 |
| 6 | 198466050 | Plug | 3 | 27 | 110156230 | Holder (Incl. Ref. #28 & 29) | 1 |
| 7 | 198466010 | Plug | 4 | 28 | | Cap | 1 |
| 8 | 198466070 | Plug | 2 | 29 | | Cap | 1 |
| 9 | 165296160 | Shaft | 1 | 30 | 030500612 | Dowel | 2 |
| 10 | 198517090 | Bush | 1 | 31 | 010810840 | Screw | 2 |
| 11 | 198517300 | Bush | 1 | 32 | 110156240 | Holder (Incl. Ref. #33 & 34) | 1 |
| * | 198517304 | Bush, 0.25mm u/s | 1 | 33 | | Cap | 1 |
| * | 198517307 | Bush, 0.50mm u/s | 1 | 34 | | Cap | 1 |
| 12 | 040106203 | Bearing – Ball | 1 | 35 | 030500612 | Dowel | 2 |
| 13 | 064100045 | Plug | 1 | 36 | 010810840 | Screw | 2 |
| 14 | 042303015 | Bush | 1 | 37 | 011310850 | Screw | 1 |
| 15 | 030500512 | Dowel | 2 | 38 | 011310850 | Screw | 1 |
| 16 | 030500616 | Dowel | 2 | 39 | 010700845 | Screw | 2 |
| 17 | 030500820 | Dowel | 2 | 40 | 036509005 | Circlip | 1 |
| 18 | 030309005 | Pin | 2 | 41 | 064200018 | Plug | 2 |
| 19 | 012100620 | Stud | 2 | 42 | 198736052 | Cock | 1 |
| 20 | 012100635 | Stud | 1 | * | 195906840 | Kit – Gasket | 1 |
| 21 | 012100660 | Stud | 1 | | | | |
| 22 | 110156220 | Holder (Incl. Ref. #23 & 24) | 1 | | | | |

NOTE: Obtain replacement parts from your local Perkins Dealer.

*Not Illustrated



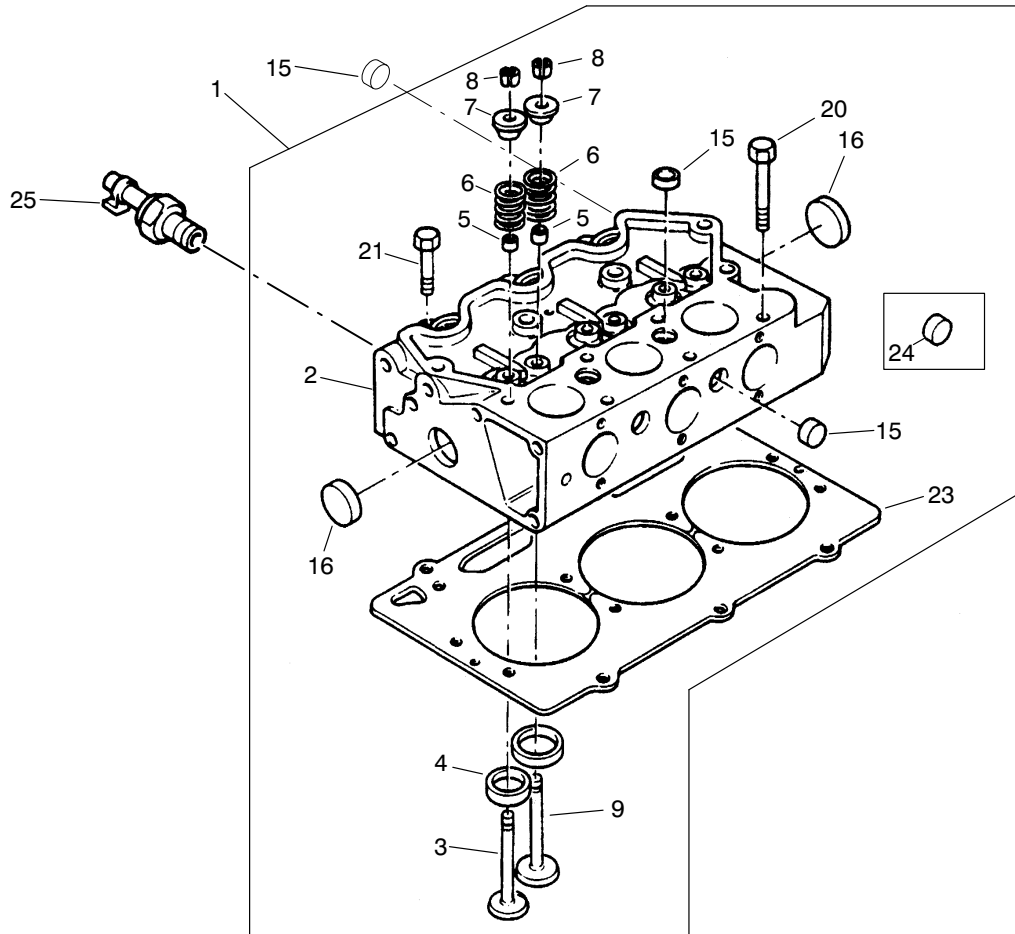
T-2174-3

CRANKSHAFT ASSEMBLY

| Ref. No. | Part No. | Description | No. Used |
|----------|-----------|--------------------------------------------------|----------|
| 1 | 115236020 | Kit – Crankshaft (Inc. Ref. #2) | 1 |
| 2 | | Crankshaft | 1 |
| 3 | 115276210 | Gear | 1 |
| 4 | 030509020 | Key | 1 |
| 6 | 198586030 | Kit – Bearing, Std. | 1 |
| * | 198586034 | Kit – Bearing, 0.25mm u/s | 1 |
| * | 198586037 | Kit – Bearing, 0.50mm u/s | 1 |
| 7 | 198586060 | Kit – Bearing, Std. | 1 |
| * | 198586064 | Kit – Bearing, 0.25mm u/s | 1 |
| * | 198586067 | Kit – Bearing, 0.50mm u/s | 1 |
| 8 | 115026240 | Connecting Rod Assembly (Incl. Ref. # 9 & 10) | 3 |
| 9 | | Rod | 1 |
| 10 | | Cap | 1 |
| 11 | 198517325 | Bushing | 1 |
| 12 | 115176130 | Screw | 2 |

| Ref. No. | Part No. | Description | No. Used |
|----------|-----------|---------------------------------------------|----------|
| 13 | 020109103 | Nut | 2 |
| 14 | 115017090 | Kit – Piston, Std. | 3 |
| * | 115017100 | Kit – Piston, 0.5mm o/s | 1 |
| 15 | 115016960 | Kit – Piston, Std. (Incl. Ref. #16) | 1 |
| * | 115016970 | Kit – Piston, 0.5mm o/s (Incl. Ref. #16) | 1 |
| 16 | | Piston | 1 |
| 17 | 115326260 | Pin | 1 |
| 18 | 036500019 | Circlip | 2 |
| 19 | 115107400 | Kit – Piston Ring, Std. | 1 |
| * | 115107410 | Kit – Piston Ring, 0.5mm o/s | 1 |
| 20 | 115396742 | Pulley | 1 |
| 21 | 020800018 | Nut | 1 |
| 22 | 026200018 | Washer | 1 |
| 23 | 134100508 | Key | 1 |

NOTE: Obtain replacement parts from your local Perkins Dealer.
*Not Illustrated



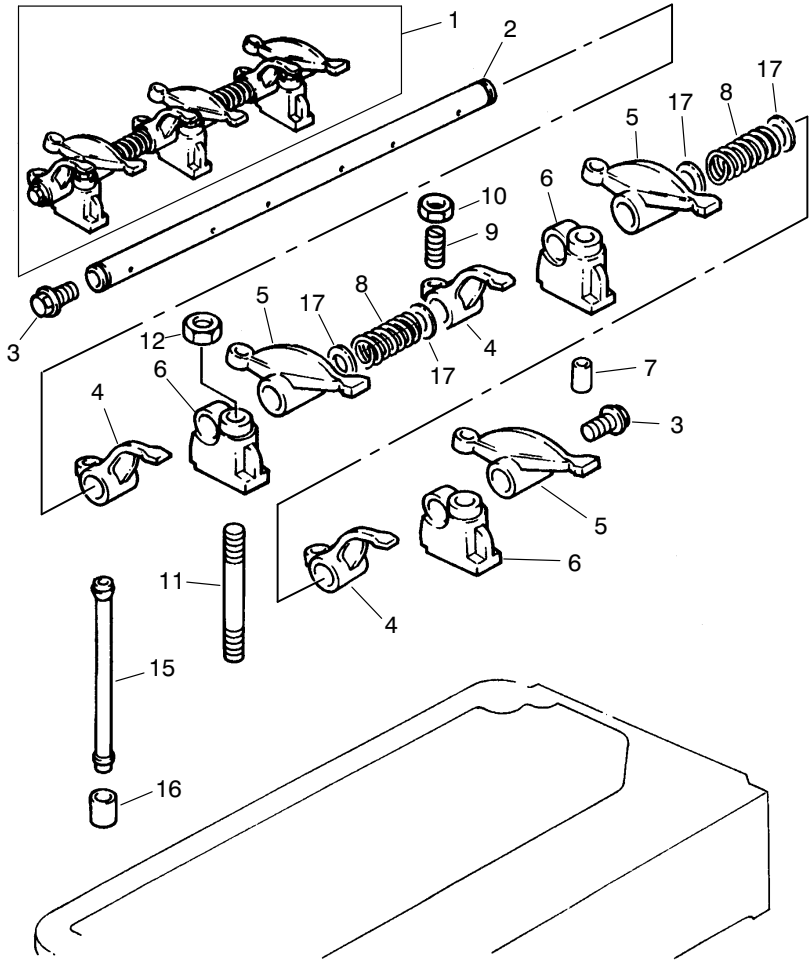
T-2175

CYLINDER HEAD ASSEMBLY

| Ref. No. | Part No. | Description | No. Used | Ref. No. | Part No. | Description | No. Used |
|----------|-----------|---------------------|----------|----------|-----------|-----------------------|----------|
| 1 | 111016911 | Kit – Cylinder Head | 1 | 13 | 120186100 | Cap | 3 |
| 2 | 111086030 | Kit – Cylinder Head | 1 | 14 | 120226080 | Cotter | 6 |
| 3 | 120166280 | Valve Inlet | 3 | 15 | 198466070 | Plug | 4 |
| 4 | 110136290 | Insert | 3 | 16 | 064200022 | Plug | 3 |
| 5 | 120406080 | Seal | 3 | 17 | 064200022 | Plug | 3 |
| 6 | 198217070 | Spring | 3 | 20 | 111136340 | Screw | 11 |
| 7 | 120186100 | Cap | 3 | 21 | 111136350 | Screw | 3 |
| 8 | 120226080 | Cotter | 6 | 23 | 111147400 | Gasket, o/s 1.3mm | 1 |
| 9 | 120176290 | Valve Exhaust | 3 | 24 | 064200018 | Plug | 2 |
| 11 | 120406080 | Seal | 3 | 25 | 185246060 | Switch – Oil Pressure | 1 |
| 12 | 198217070 | Spring | 3 | | | | |

NOTE: Obtain replacement parts from your local Perkins Dealer.

*Not Illustrated

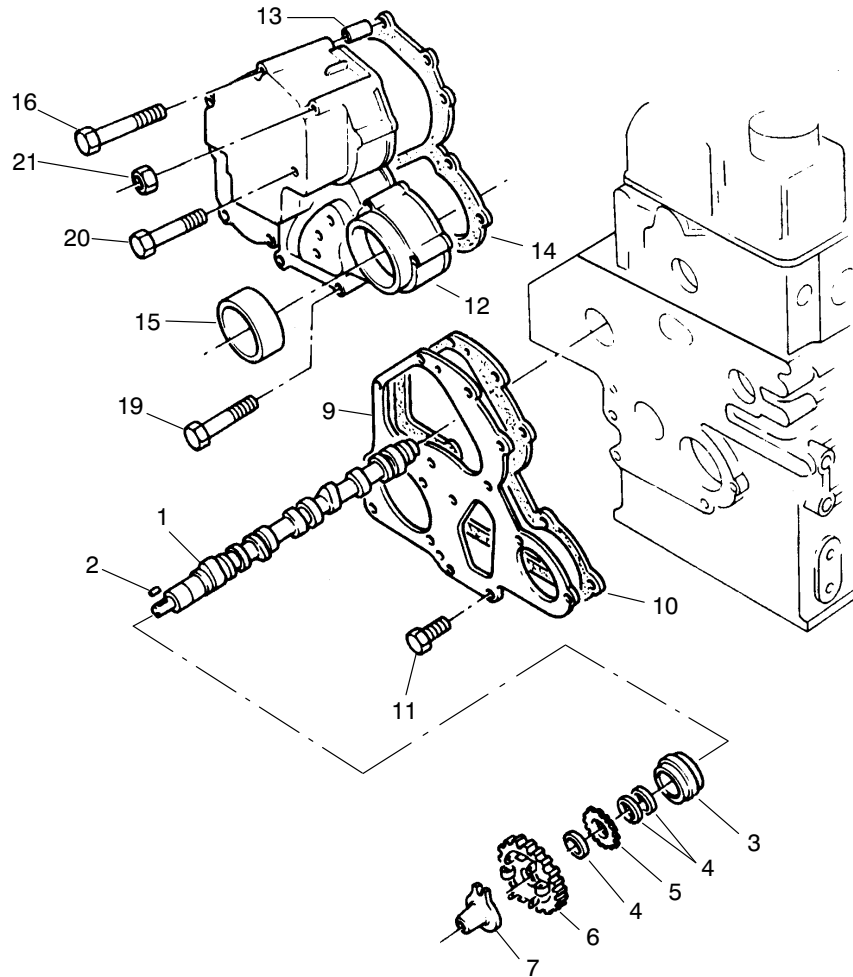


T-1380-1

ROCKER ARM ASSEMBLY

| Ref. No. | Part No. | Description | No. Used | Ref. No. | Part No. | Description | No. Used |
|----------|-----------|-----------------------|----------|----------|-----------|-----------------|----------|
| 1 | 120036330 | Rocker Shaft Assembly | 1 | 9 | 199486220 | Adjusting Screw | 6 |
| 2 | 120316190 | Shaft | 1 | 10 | 020109076 | Nut | 6 |
| 3 | 064609006 | Plug | 2 | 11 | 012109177 | Stud | 3 |
| 4 | 120356120 | Lever | 3 | 12 | 023100008 | Nut | 3 |
| 5 | 120356110 | Lever | 3 | 15 | 120456240 | Rod | 6 |
| 6 | 120346170 | Bracket | 3 | 16 | 120116100 | Tappet | 6 |
| 7 | 030300325 | Pin | 1 | 17 | 199280280 | Washer | 4 |
| 8 | 198217080 | Spring | 2 | | | | |

NOTE: Obtain replacement parts from your local Perkins Dealer.

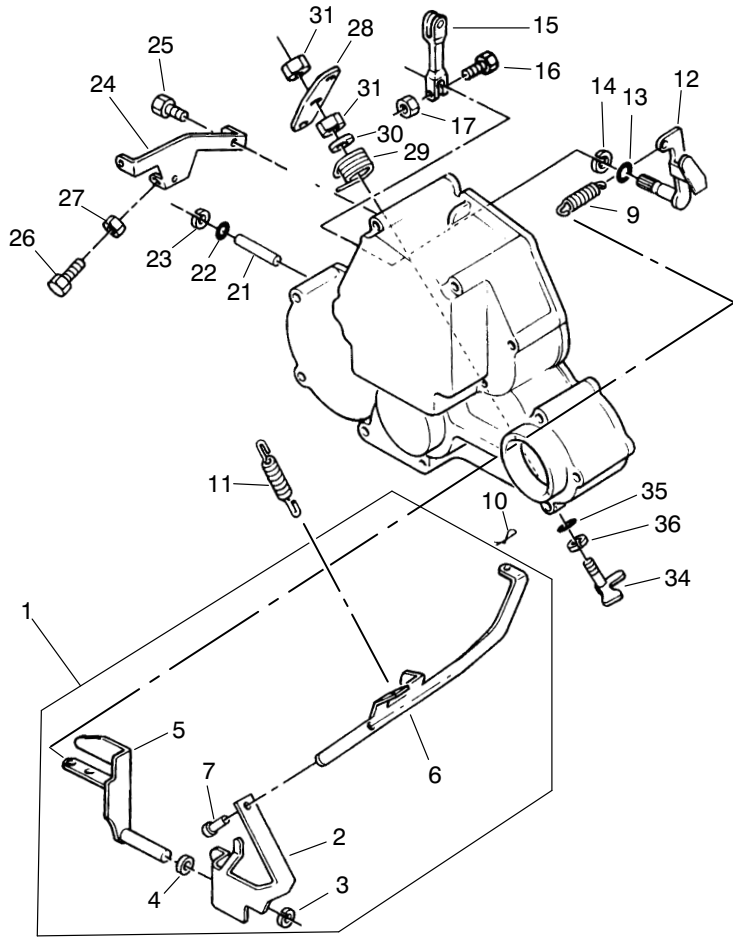


T-1381-1

CAMSHAFT ASSEMBLY

| Ref. No. | Part No. | Description | No. Used | Ref. No. | Part No. | Description | No. Used |
|----------|-----------|-------------|----------|----------|-----------|-------------|----------|
| 1 | 120026121 | Camshaft | 1 | 11 | 011300612 | Bolt | 3 |
| 2 | 034100508 | Key | 1 | 12 | 165106131 | Cover | 1 |
| 3 | 040109059 | Bearing | 1 | 13 | 030300414 | Pin | 1 |
| 4 | 199216230 | Spacer | 3 | 14 | 165996410 | Joint | 1 |
| 5 | 120736081 | Gear | 1 | 15 | 198636090 | Seal | 1 |
| 6 | 120016030 | Gear | 1 | 16 | 011300680 | Screw | 2 |
| 7 | 125256120 | Tappet | 1 | 19 | 011300640 | Screw | 4 |
| 9 | 165166260 | Plate | 1 | 20 | 011300660 | Screw | 2 |
| 10 | 165996400 | Joint | 1 | 21 | 023100006 | Nut | 1 |

NOTE: Obtain replacement parts from your local Perkins Dealer.

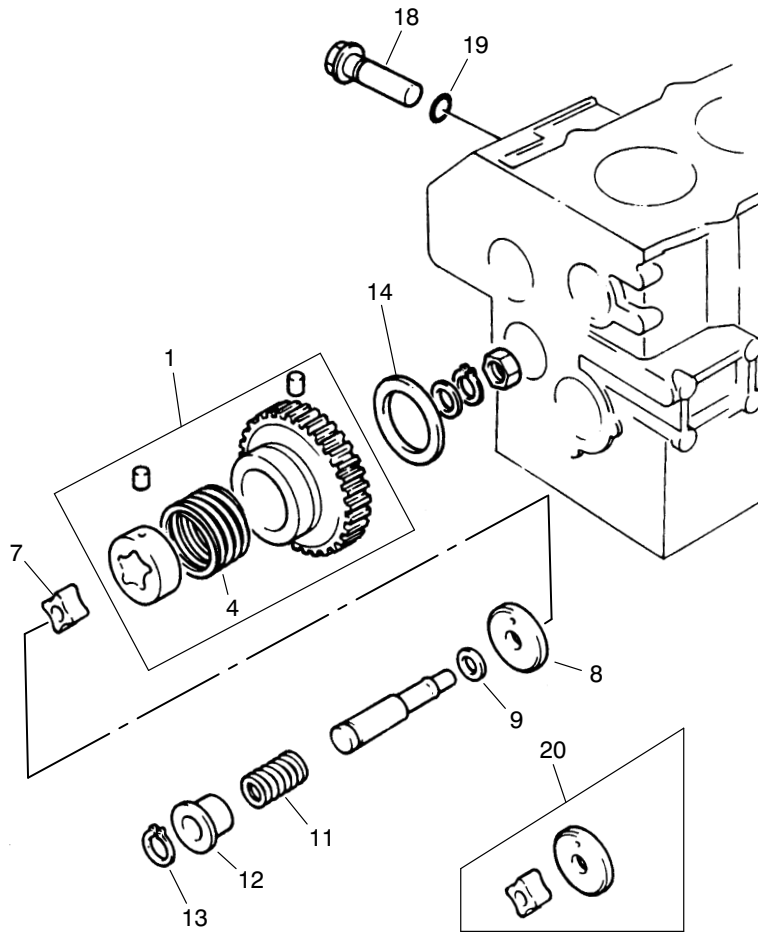


T-1382-1

TIMING COVER ASSEMBLY

| Ref. No. | Part No. | Description | No. Used | Ref. No. | Part No. | Description | No. Used |
|----------|-----------|---------------------------------|----------|----------|-----------|---------------|----------|
| 1 | 125046250 | Lever (Incl. Ref. #2, 6 & 7) | 1 | 17 | 023100006 | Nut | 1 |
| 2 | | Lever | 1 | 21 | 125116130 | Shaft | 1 |
| 3 | 036800008 | Circlip | 1 | 22 | 052100030 | Seal - O-Ring | 1 |
| 4 | 026200010 | Washer | 1 | 23 | 036800005 | Circlip | 1 |
| 5 | 125406071 | Lever | 1 | 24 | 125976120 | Stay | 1 |
| 6 | | Link | 1 | 25 | 011300616 | Screw | 2 |
| 7 | | Pin | 1 | 26 | 010109264 | Screw | 2 |
| 9 | 198217110 | Spring | 1 | 27 | 023100006 | Nut | 2 |
| 10 | 031100004 | Pin | 1 | 28 | 125176080 | Lever | 1 |
| 11 | 198216731 | Spring | 1 | 29 | 198216760 | Spring | 1 |
| 12 | 125156170 | Arm | 1 | 30 | 026200008 | Washer | 1 |
| 13 | 052100070 | O Ring | 1 | 31 | 020300008 | Nut | 2 |
| 14 | 036800008 | Circlip | 1 | 34 | 125156180 | Arm | 1 |
| 15 | 125416300 | Lever | 1 | 35 | 052100050 | O Ring | 1 |
| 16 | 010110630 | Screw | 1 | 36 | 036800006 | Circlip | 1 |

NOTE: Obtain replacement parts from your local Perkins Dealer.



T-1383-1

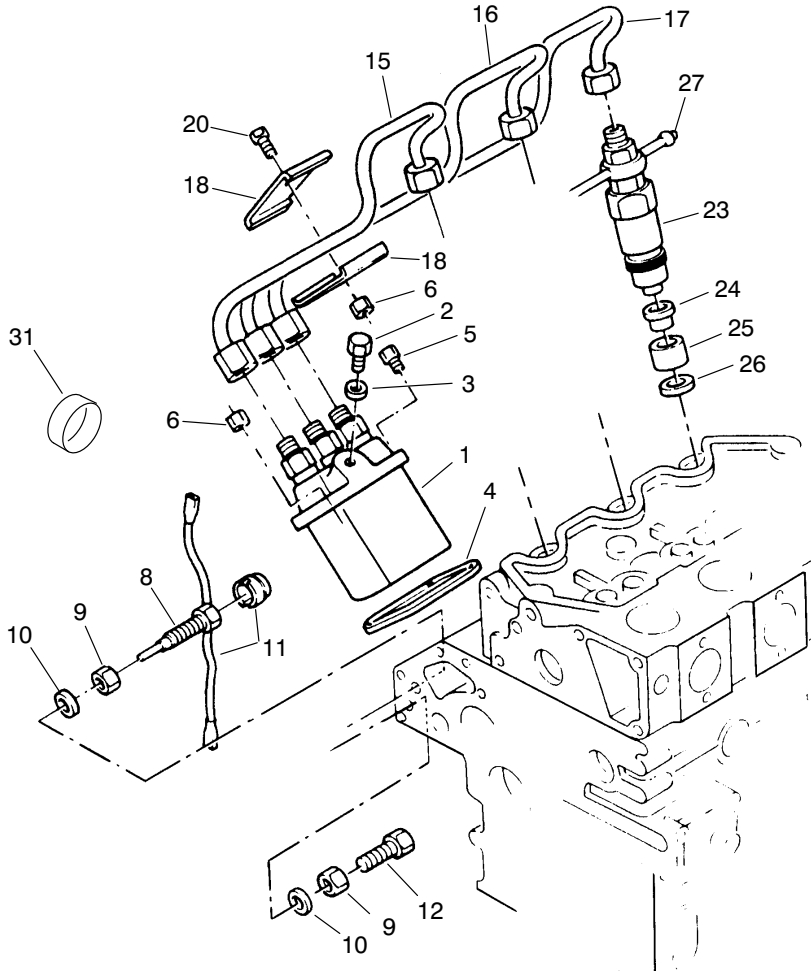
OIL PUMP ASSEMBLY

| Ref. No. | Part No. | Description | No. Used |
|----------|-----------|------------------|----------|
| 1 | 165026110 | Gear | 1 |
| 4 | 198216821 | Spring | 1 |
| 7 | 140166130 | Rotor | 1 |
| 8 | 140116140 | Cover | 1 |
| 9 | 199286150 | Shim, 0.10mm o/s | 1 |
| * | 199286160 | Shim, 0.15mm o/s | 1 |
| * | 199286170 | Shim, 0.20mm o/s | 1 |
| * | 199286180 | Shim, 0.50mm o/s | 1 |

| Ref. No. | Part No. | Description | No. Used |
|----------|-----------|---------------|----------|
| 11 | 198216720 | Spring | 1 |
| 12 | 199236540 | Collar | 1 |
| 13 | 036800010 | Circlip | 1 |
| 14 | 199266180 | Washer | 1 |
| 18 | 140036120 | Valve | 1 |
| 19 | 052100150 | Seal - O-Ring | 1 |
| 20 | 140186010 | Repair Kit | 1 |

NOTE: Obtain replacement parts from your local Perkins Dealer.

*Not Illustrated

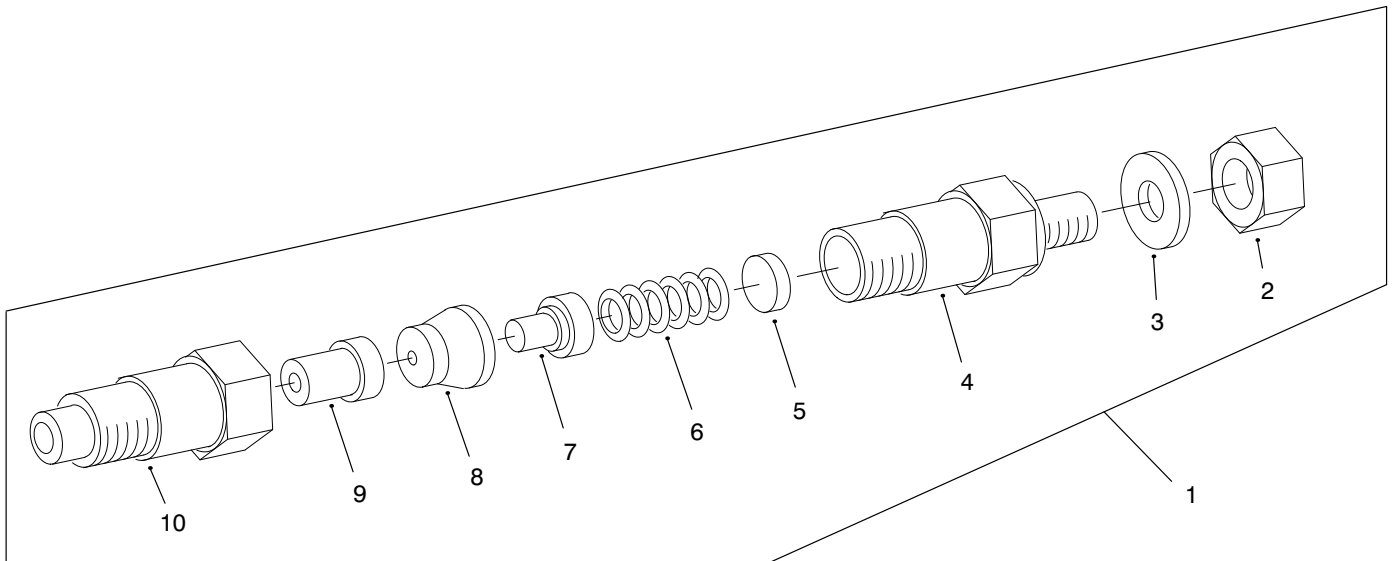


T-1384-1

FUEL INJECTION SYSTEM ASSEMBLY

| Ref. No. | Part No. | Description | No. Used | Ref. No. | Part No. | Description | No. Used |
|----------|-----------|----------------|----------|----------|-----------|---------------------------|----------|
| 1 | 131017610 | Injection Pump | 1 | 15 | 131507010 | Injection Pipe No. 1 Cyl. | 1 |
| 2 | 131236280 | Screw | 1 | 16 | 131507020 | Injection Pipe No. 2 Cyl. | 1 |
| 3 | 025100006 | Washer | 1 | 17 | 131507030 | Injection Pipe No. 3 Cyl. | 1 |
| 4 | 131426300 | Shim | 1 | 18 | 199106020 | Damper | 2 |
| 5 | 011300620 | Screw | 2 | 19 | 199106020 | Damper | 2 |
| 6 | 023100006 | Nut | 2 | 20 | 010100625 | Screw | 2 |
| 8 | 131046160 | Screw | 1 | 21 | 023100006 | Nut | 2 |
| 9 | 023109002 | Nut | 1 | 23 | 131406340 | Atomiser | 3 |
| 10 | 025100010 | Washer | 1 | 24 | 131426200 | Gasket | 3 |
| 11 | 198236030 | Wire | 1 | 25 | 111316280 | Insert | 3 |
| 12 | 010109475 | Screw | 1 | 26 | 198996090 | Seal | 3 |
| 13 | 023109008 | Nut | 1 | 27 | 131606260 | Pipe | 1 |
| 14 | 025100010 | Washer | 1 | 31 | 198466060 | Plug | 2 |

NOTE: Obtain replacement parts from your local Perkins Dealer.



T-2495

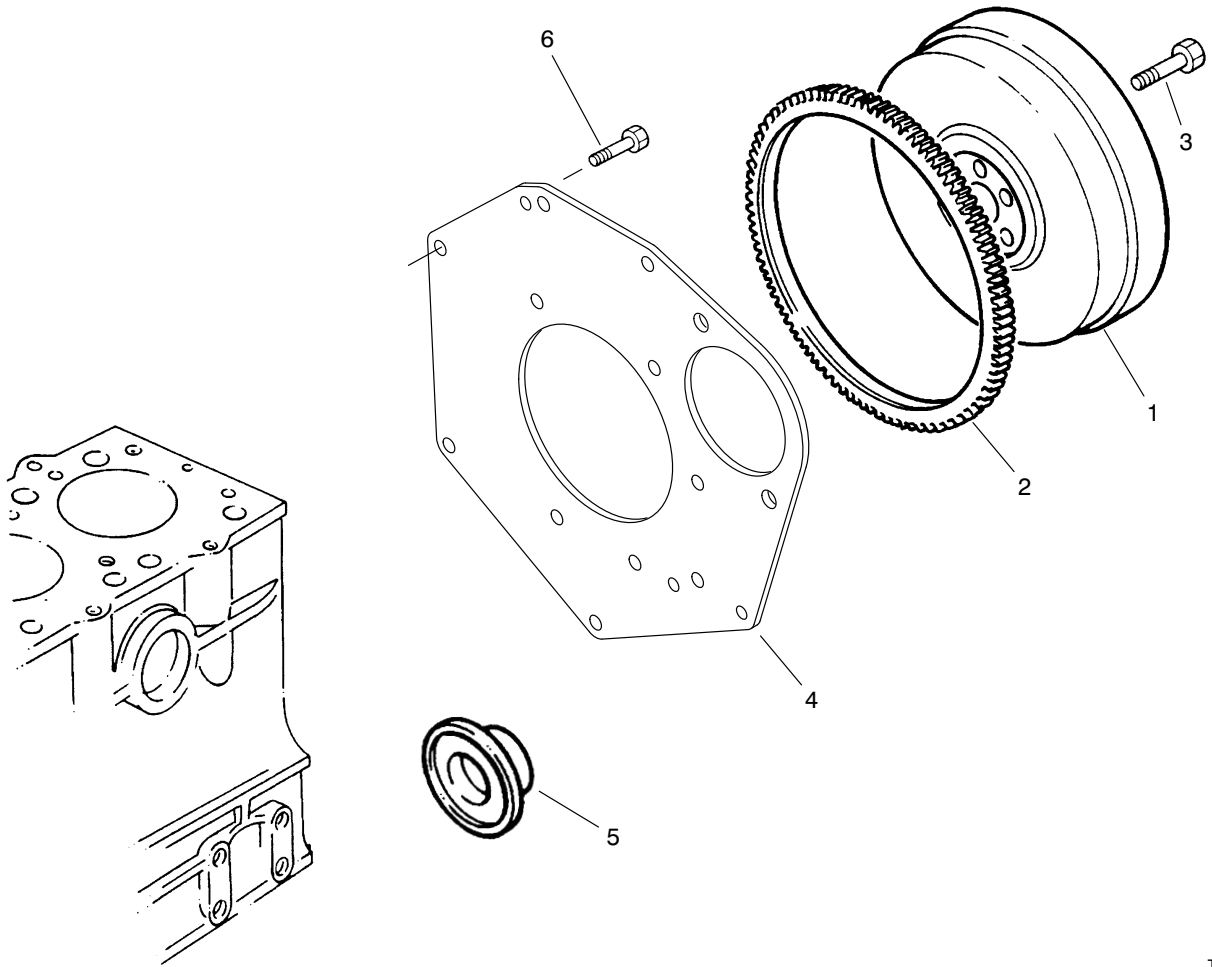
INJECTION PUMP ASSEMBLY

| Ref. No. | Part No. | Description | No. Used |
|----------|-----------|-------------------|----------|
| 1 | 131406340 | Atomiser | 3 |
| 2 | 131446069 | Nut | 1 |
| 3 | 131426210 | Washer | 1 |
| 4 | 131446065 | Body | 1 |
| 5 | 131437250 | Shim, 0.90mm o/s | 1 |
| * | 131437251 | Shim, 0.925mm o/s | 1 |
| * | 131437252 | Shim, 0.95mm o/s | 1 |
| * | 131437253 | Shim, 0.975mm o/s | 1 |
| * | 131437354 | Shim, 1.00mm o/s | 1 |
| * | 131437255 | Shim, 1.025mm o/s | 1 |
| * | 131437256 | Shim, 1.05mm o/s | 1 |
| * | 131437257 | Shim, 1.075mm o/s | 1 |
| * | 131437258 | Shim, 1.10mm o/s | 1 |
| * | 131437259 | Shim, 1.125mm o/s | 1 |
| * | 131437260 | Shim, 1.15mm o/s | 1 |
| * | 131437261 | Shim, 1.175mm o/s | 1 |

| Ref. No. | Part No. | Description | No. Used |
|----------|-----------|-------------------|----------|
| *5 | 131437262 | Shim, 1.20mm o/s | 1 |
| * | 131437263 | Shim, 1.225mm o/s | 1 |
| * | 131437264 | Shim, 1.250mm o/s | 1 |
| * | 131437265 | Shim, 1.275mm o/s | 1 |
| * | 131437266 | Shim, 1.30mm o/s | 1 |
| * | 131437267 | Shim, 1.325mm o/s | 1 |
| * | 131437268 | Shim, 1.35mm o/s | 1 |
| * | 131437269 | Shim, 1.375mm o/s | 1 |
| * | 131437270 | Shim, 1.40mm o/s | 1 |
| * | 131437271 | Shim, 1.425mm o/s | 1 |
| * | 131437272 | Shim, 1.45mm o/s | 1 |
| 6 | 131446066 | Spring | 1 |
| 7 | 131446070 | Pin | 1 |
| 8 | 131446068 | Spacer | 1 |
| 9 | 131416150 | Nozzle | 1 |
| 10 | 131446067 | Nut | 1 |

NOTE: Obtain replacement parts from your local Perkins Dealer.

*Not Illustrated



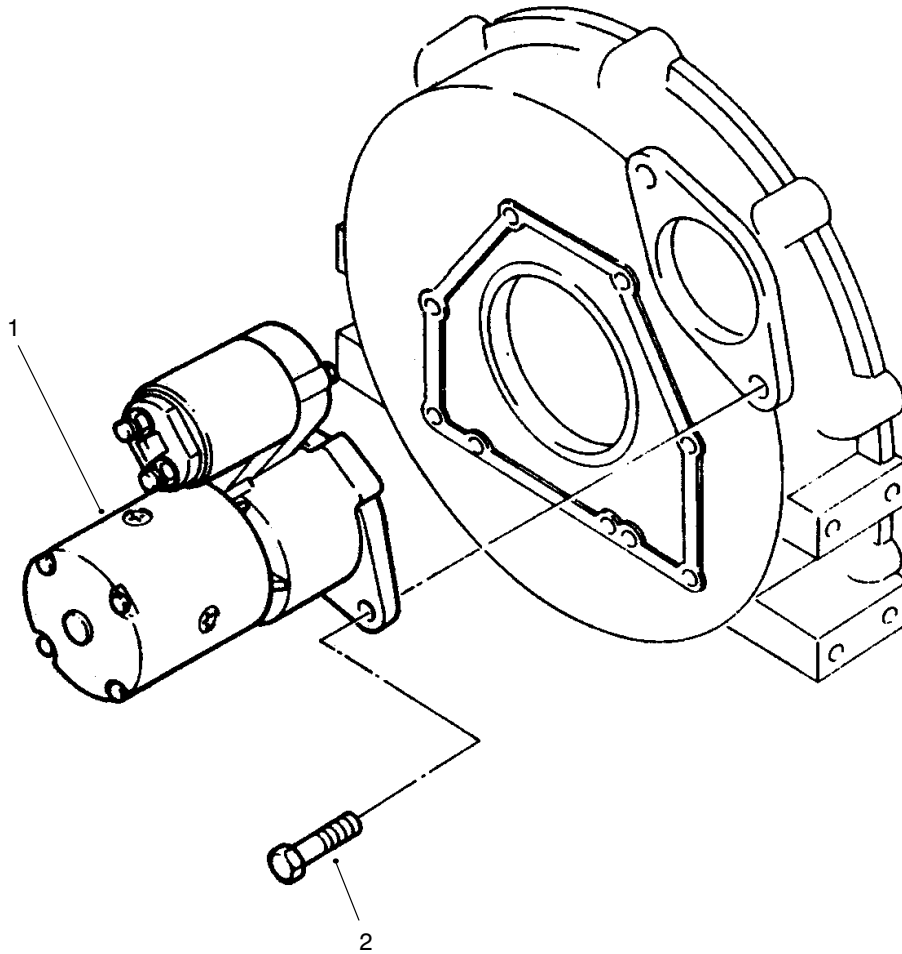
T-1387-3

FLYWHEEL ASSEMBLY

| Ref. No. | Part No. | Description | No. Used |
|----------|-----------|-------------|----------|
| 1 | 115357190 | Flywheel | 1 |
| 2 | 115376150 | Gear – Ring | 1 |
| 3 | 010109330 | Screw | 4 |

| Ref. No. | Part No. | Description | No. Used |
|----------|-----------|-------------|----------|
| 4 | 110366400 | Plate | 1 |
| 5 | 198636080 | Seal | 1 |
| 6 | 011310816 | Screw | 10 |

NOTE: Obtain replacement parts from your local Perkins Dealer.

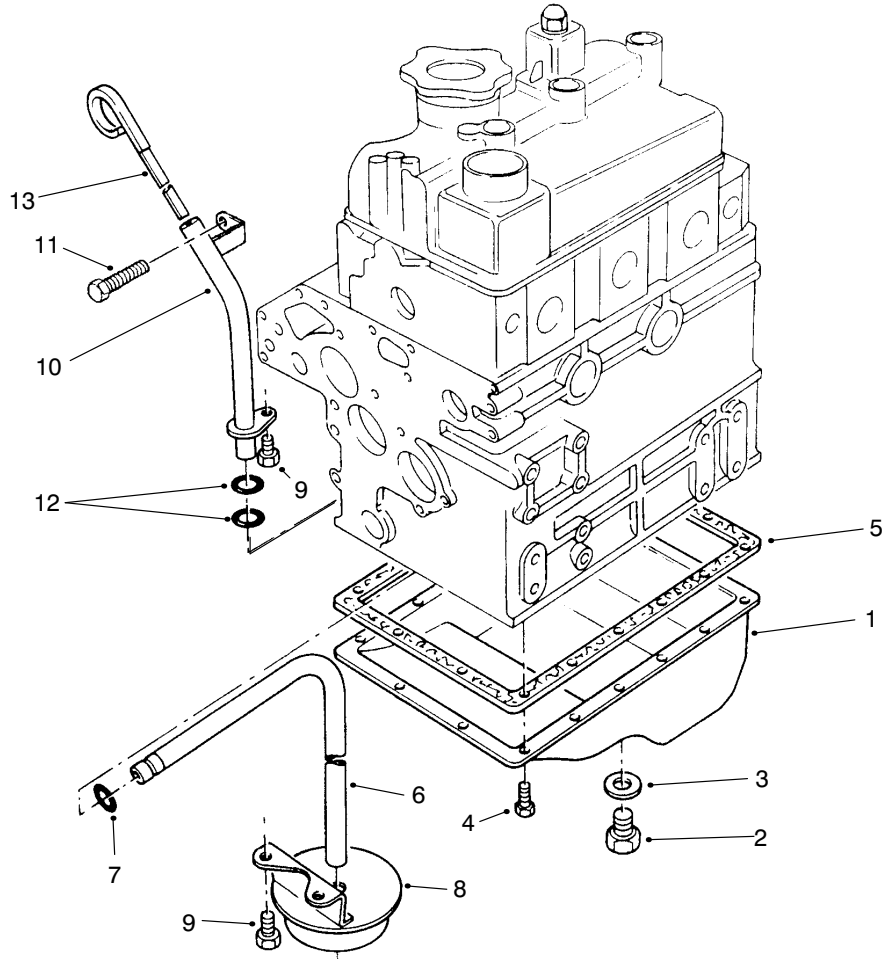


T-2191-1

STARTER INSTALLATION ASSEMBLY

| Ref. No. | Part No. | Description | No. Used | Ref. No. | Part No. | Description | No. Used |
|----------|-----------|---------------|----------|----------|-----------|-------------|----------|
| 1 | 185086400 | Starter Motor | 1 | 2 | 011401020 | Screw | 2 |

NOTE: Obtain replacement parts from your local Perkins Dealer.



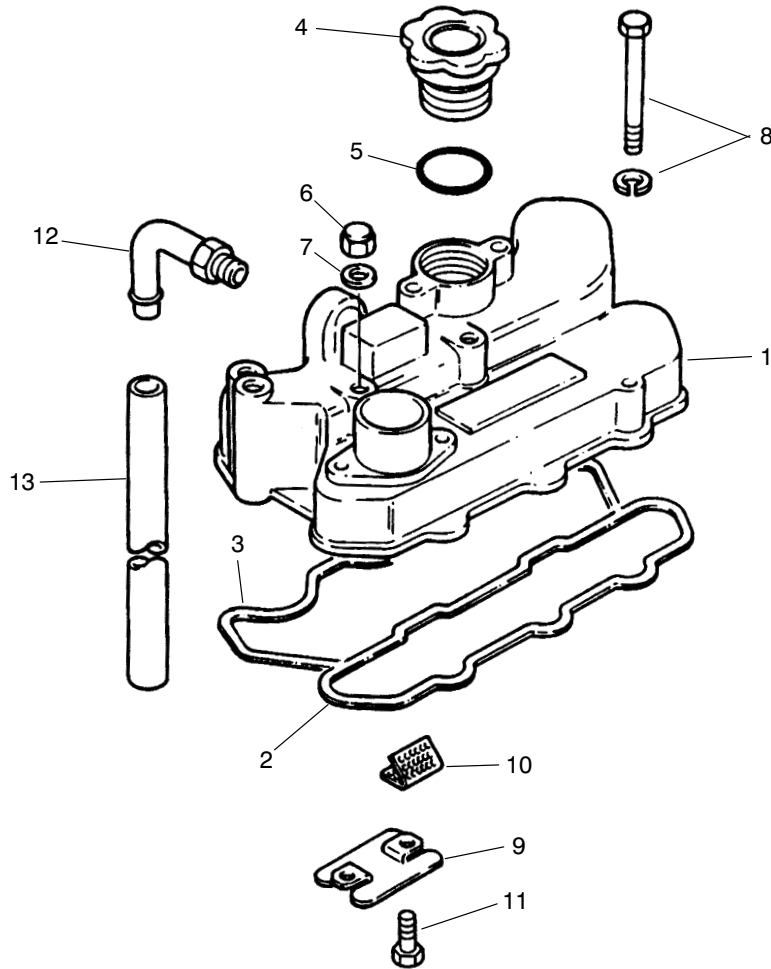
T-1390-1

OIL SUMP ASSEMBLY

| Ref. No. | Part No. | Description | No. Used |
|----------|-----------|---------------|----------|
| 1 | 110706860 | Sump | 1 |
| 2 | 010401212 | Plug | 2 |
| 3 | 025100012 | Washer | 2 |
| 4 | 010109235 | Screw | 18 |
| 5 | 110996590 | Gasket | 1 |
| 6 | 140986590 | Pipe | 1 |
| 7 | 052109076 | Seal - O-Ring | 1 |

| Ref. No. | Part No. | Description | No. Used |
|----------|-----------|---------------|----------|
| 8 | 140406310 | Strainer | 1 |
| 9 | 011300612 | Bolt | 3 |
| 10 | 110756380 | Tube | 1 |
| 11 | 011300812 | Screw | 1 |
| 12 | 052100100 | Seal - O-Ring | 2 |
| 13 | 198416371 | Dipstick | 1 |

NOTE: Obtain replacement parts from your local Perkins Dealer.

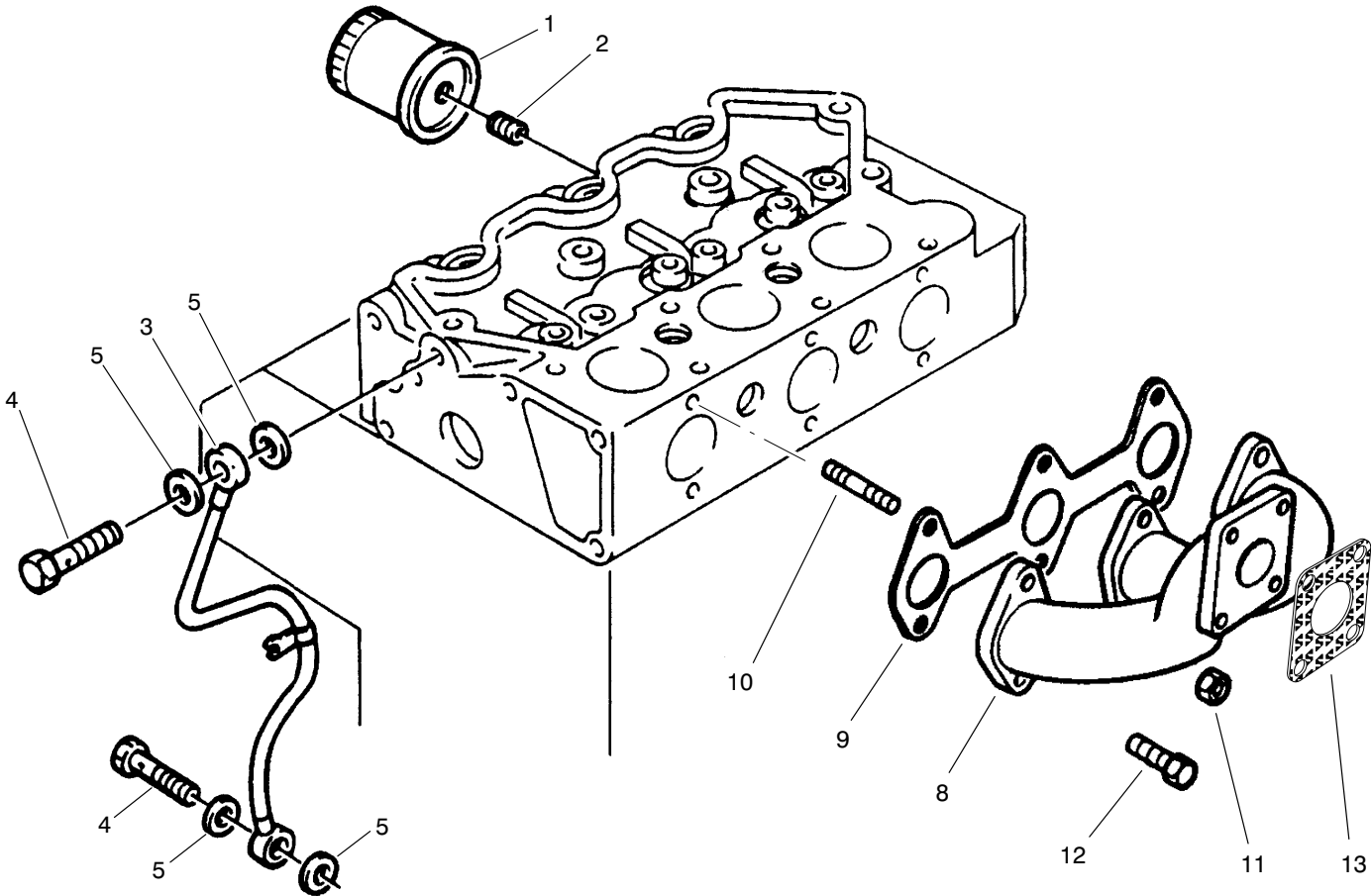


T-1391-1

VALVE COVER ASSEMBLY

| Ref. No. | Part No. | Description | No. Used | Ref. No. | Part No. | Description | No. Used |
|----------|-----------|-------------|----------|----------|-----------|-------------|----------|
| 1 | 111026371 | Cover | 1 | 8 | 011300650 | Screw | 2 |
| 2 | 111996330 | Gasket | 1 | 9 | 110666110 | Plate | 1 |
| 3 | 111996060 | Gasket | 1 | 10 | 110666120 | Gauze | 1 |
| 4 | 198436010 | Cap | 1 | 11 | 011300612 | Bolt | 2 |
| 5 | 052100400 | Seal | 1 | 12 | 110986500 | Pipe | 1 |
| 6 | 024500008 | Nut | 3 | 13 | 068122560 | Hose | 1 |
| 7 | 198996060 | Washer | 3 | | | | |

NOTE: Obtain replacement parts from your local Perkins Dealer.
 *Not Illustrated



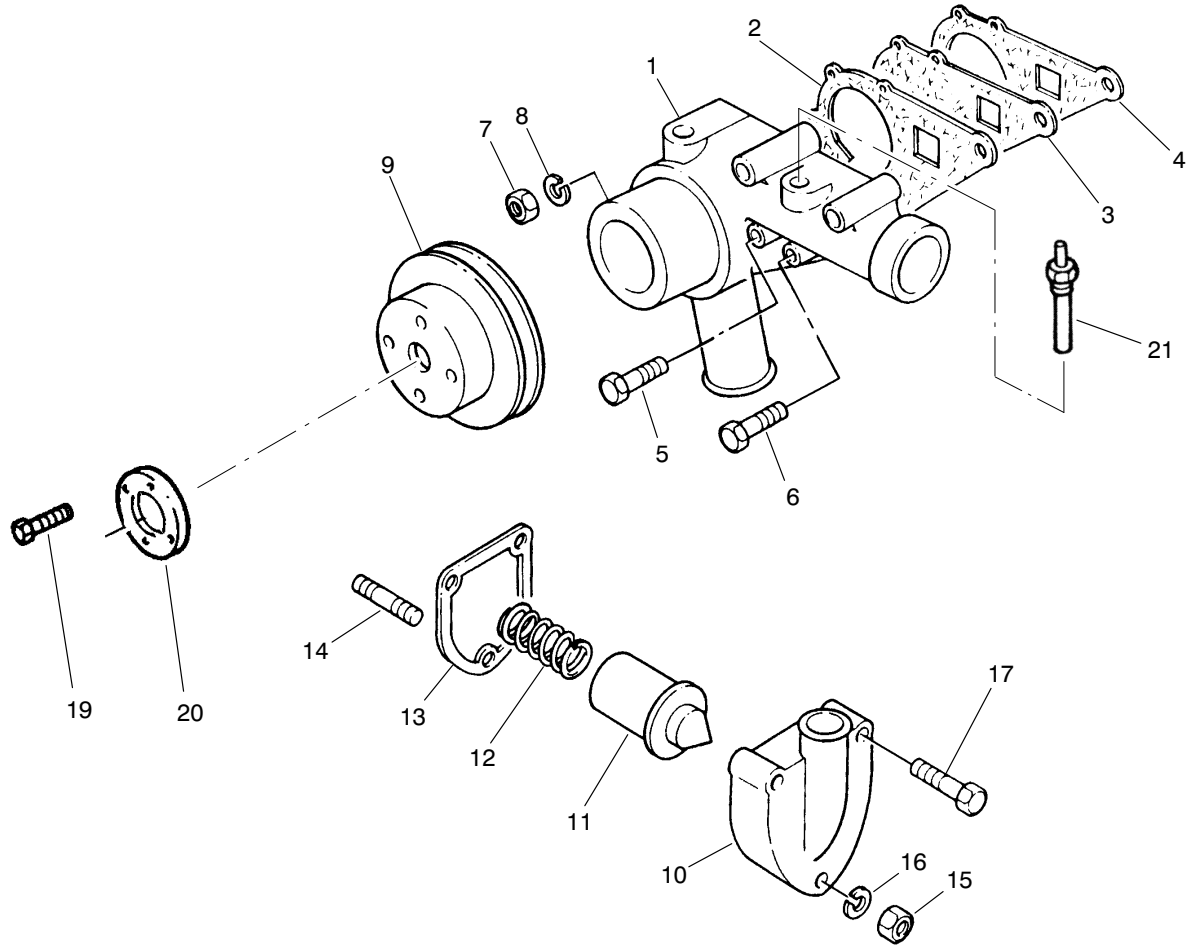
T-1392-2

OIL FILTER & EXHAUST MANIFOLD ASSEMBLIES

| Ref. No. | Part No. | Description | No. Used |
|----------|-----------|--------------|----------|
| †1 | 85-4930 | Filter - Oil | 1 |
| 2 | 140546020 | Connection | 1 |
| 3 | 140606680 | Pipe | 1 |
| 4 | 198486780 | Bolt | 1 |
| 5 | 198996060 | Washer | 2 |
| 6 | 198486780 | Bolt | 1 |
| 7 | 198996060 | Washer | 2 |

| Ref. No. | Part No. | Description | No. Used |
|----------|-----------|--------------------|----------|
| 8 | 135616620 | Manifold - Exhaust | 1 |
| 9 | 135996520 | Gasket | 1 |
| 10 | 012110625 | Stud | 3 |
| 11 | 023100006 | Nut | 3 |
| 12 | 011310625 | Screw | 3 |
| 13 | 314990013 | Gasket - Muffler | 1 |

NOTE: Obtain replacement parts from your local Perkins Dealer.
 †Available from your local TORO Distributor.



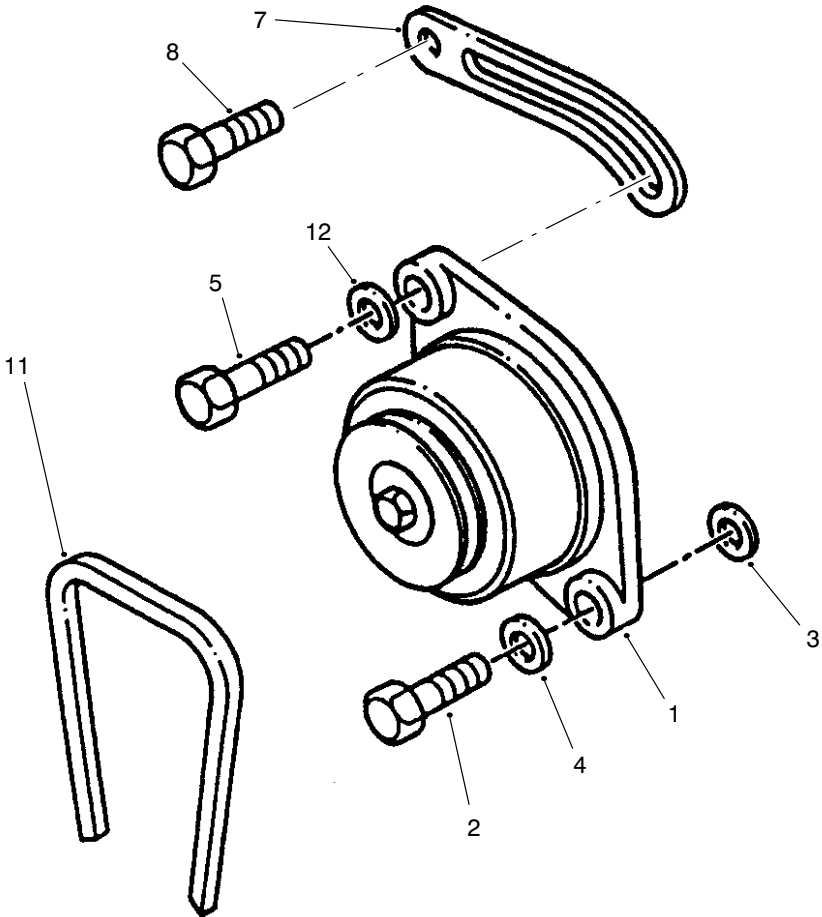
T-2454

WATER PUMP ASSEMBLY

| Ref. No. | Part No. | Description | No. Used |
|----------|-----------|--------------|----------|
| 1 | 145017400 | Pump – Water | 1 |
| 2 | 145996430 | Gasket | 1 |
| 3 | 145146270 | Backplate | 1 |
| 4 | 145996420 | Gasket | 1 |
| 5 | 011300635 | Screw | 3 |
| 6 | 011300650 | Screw | 4 |
| 7 | 023100006 | Nut | 1 |
| 8 | 027100006 | Washer | 1 |
| 9 | 145336490 | Pulley | 1 |
| 10 | 145216161 | Housing | 1 |

| Ref. No. | Part No. | Description | No. Used |
|----------|-----------|----------------------|----------|
| 11 | 145206062 | Thermostat | 1 |
| 12 | 198217410 | Spring | 1 |
| 13 | 145996440 | Gasket | 1 |
| 14 | 012100650 | Stud | 1 |
| 15 | 023100006 | Nut | 1 |
| 16 | 027100006 | Washer | 1 |
| 17 | 011300650 | Screw | 2 |
| 19 | 011310620 | Screw | 4 |
| 20 | 145386520 | Plate | 1 |
| 21 | 385720101 | Sender – Temperature | 1 |

NOTE: Obtain replacement parts from your local Perkins Dealer.

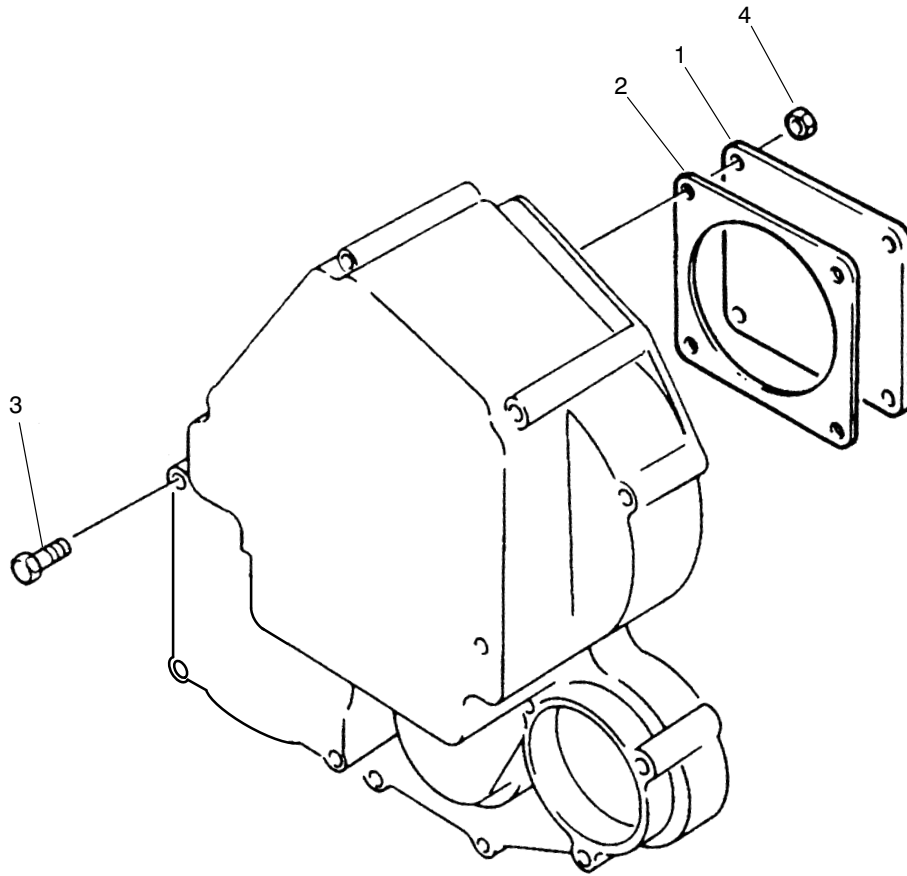


T-2192-1

ALTERNATOR ASSEMBLY

| Ref. No. | Part No. | Description | No. Used | Ref. No. | Part No. | Description | No. Used |
|----------|-----------|-------------|----------|----------|-----------|-------------|----------|
| 1 | 185046300 | Alternator | 1 | 7 | 185726910 | Lever | 1 |
| 2 | 010110850 | Screw | 1 | 8 | 011300816 | Screw | 1 |
| 3 | 199236850 | Washer | 1 | 11 | 080109083 | Belt | 1 |
| 4 | 026109017 | Washer | 1 | 12 | 026109017 | Washer | 1 |
| 5 | 011310825 | Screw | 1 | | | | |

NOTE: Obtain replacement parts from your local Perkins Dealer.



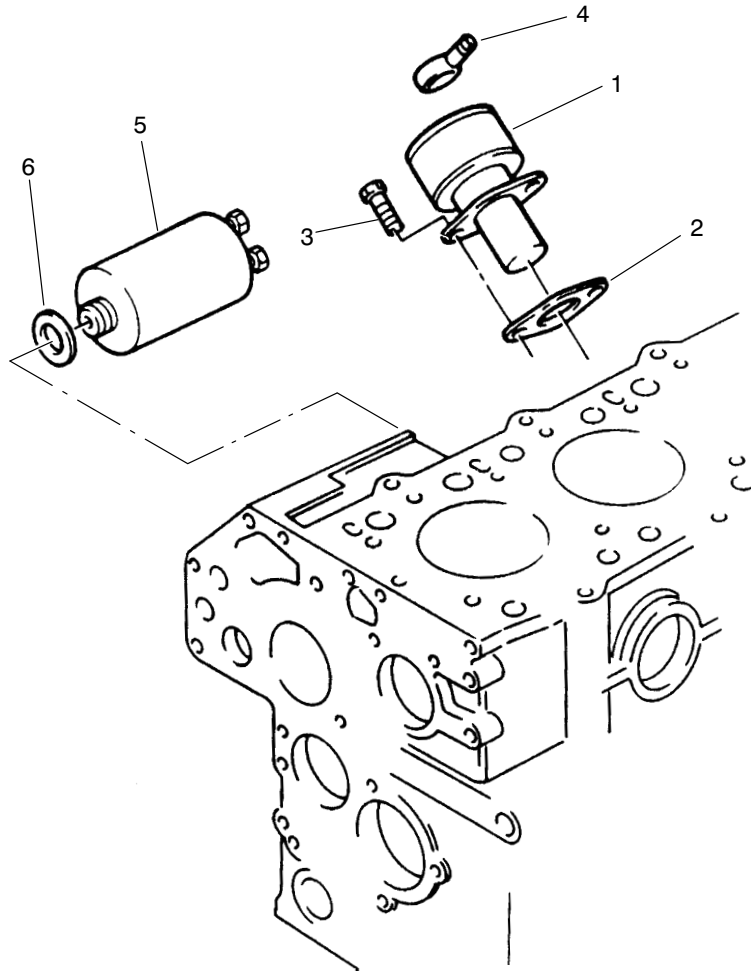
T-1398-1

TIMING COVER PLATE ASSEMBLY

| Ref. No. | Part No. | Description | No. Used |
|----------|-----------|-------------|----------|
| 1 | 165206360 | Plate | 1 |
| 2 | 165996420 | Gasket | 1 |

| Ref. No. | Part No. | Description | No. Used |
|----------|-----------|-------------|----------|
| 3 | 010110850 | Screw | 4 |
| 4 | 023100008 | Nut | 4 |

NOTE: Obtain replacement parts from your local Perkins Dealer.

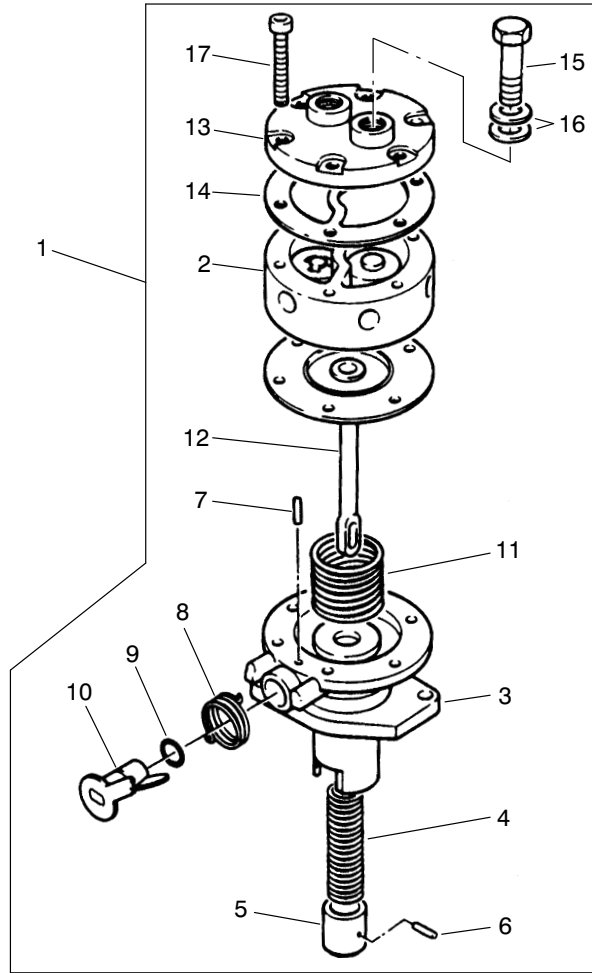


T-2179-2

LOW PRESSURE FUEL SYSTEM & THROTTLE STOP ASSEMBLIES

| Ref. No. | Part No. | Description | No. Used | Ref. No. | Part No. | Description | No. Used |
|----------|-----------|-------------|----------|----------|-----------|-------------|----------|
| 1 | 130506140 | Pump – Lift | 1 | 4 | 198486840 | Connection | 2 |
| 2 | 130996130 | Gasket | 1 | 5 | 185206082 | Solenoid | 1 |
| 3 | 011140616 | Screw | 2 | 6 | 025100016 | Washer | 1 |

NOTE: Obtain replacement parts from your local Perkins Dealer.

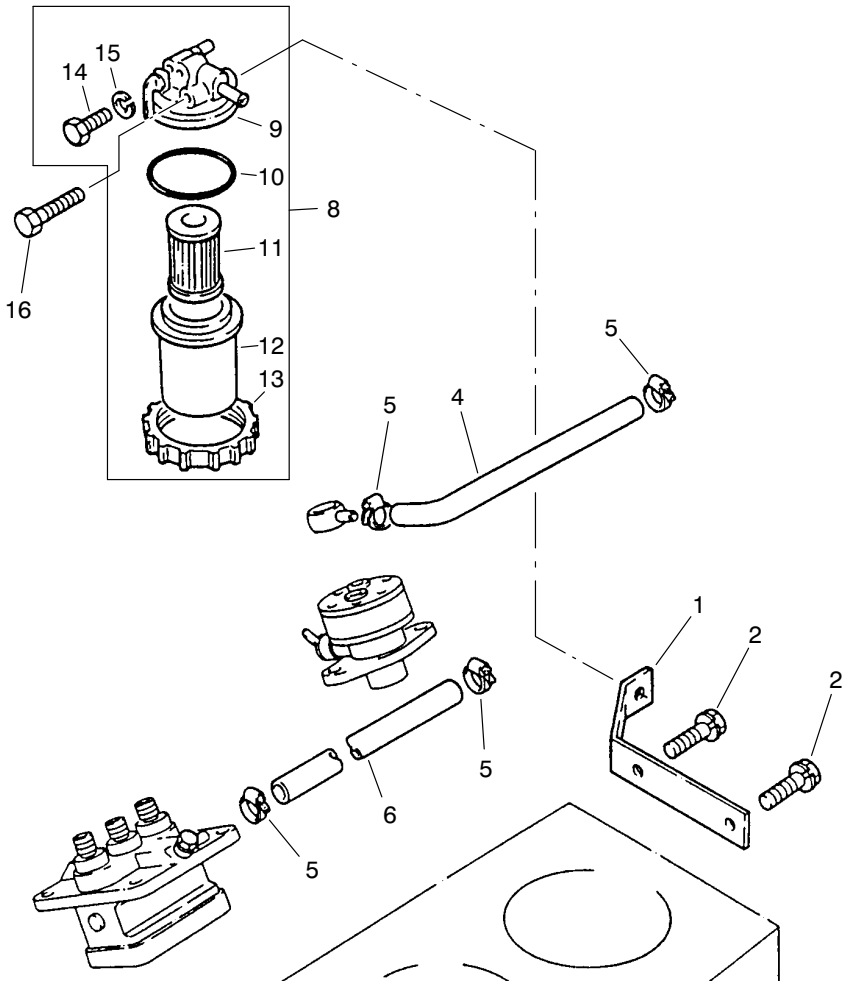


T-2455-1

LIFT PUMP ASSEMBLY

| Ref. No. | Part No. | Description | No. Used | Ref. No. | Part No. | Description | No. Used |
|----------|-----------|---------------------------------------|----------|----------|-----------|---------------|----------|
| 1 | 130506140 | Lift Pump Assembly (Incl. Ref. #2) | 1 | 9 | 131226180 | Seal – O–Ring | 1 |
| 2 | | Body | 1 | 10 | 130516086 | Lever | 1 |
| 3 | 130516080 | Body | 1 | 11 | 130516087 | Spring | 1 |
| 4 | 130516081 | Spring | 1 | 12 | 130516084 | Diaphragm | 1 |
| 5 | 130516082 | Plunger | 1 | 13 | 130516090 | Cap | 1 |
| 6 | 130516085 | Pin | 1 | 14 | 130516089 | Gasket | 1 |
| 7 | 130516088 | Pin | 1 | 15 | 130516092 | Bolt | 2 |
| 8 | 130516083 | Spring | 1 | 16 | 130516069 | Washer | 4 |
| | | | | 17 | 130516091 | Screw | 6 |

NOTE: Obtain replacement parts from your local Perkins Dealer.

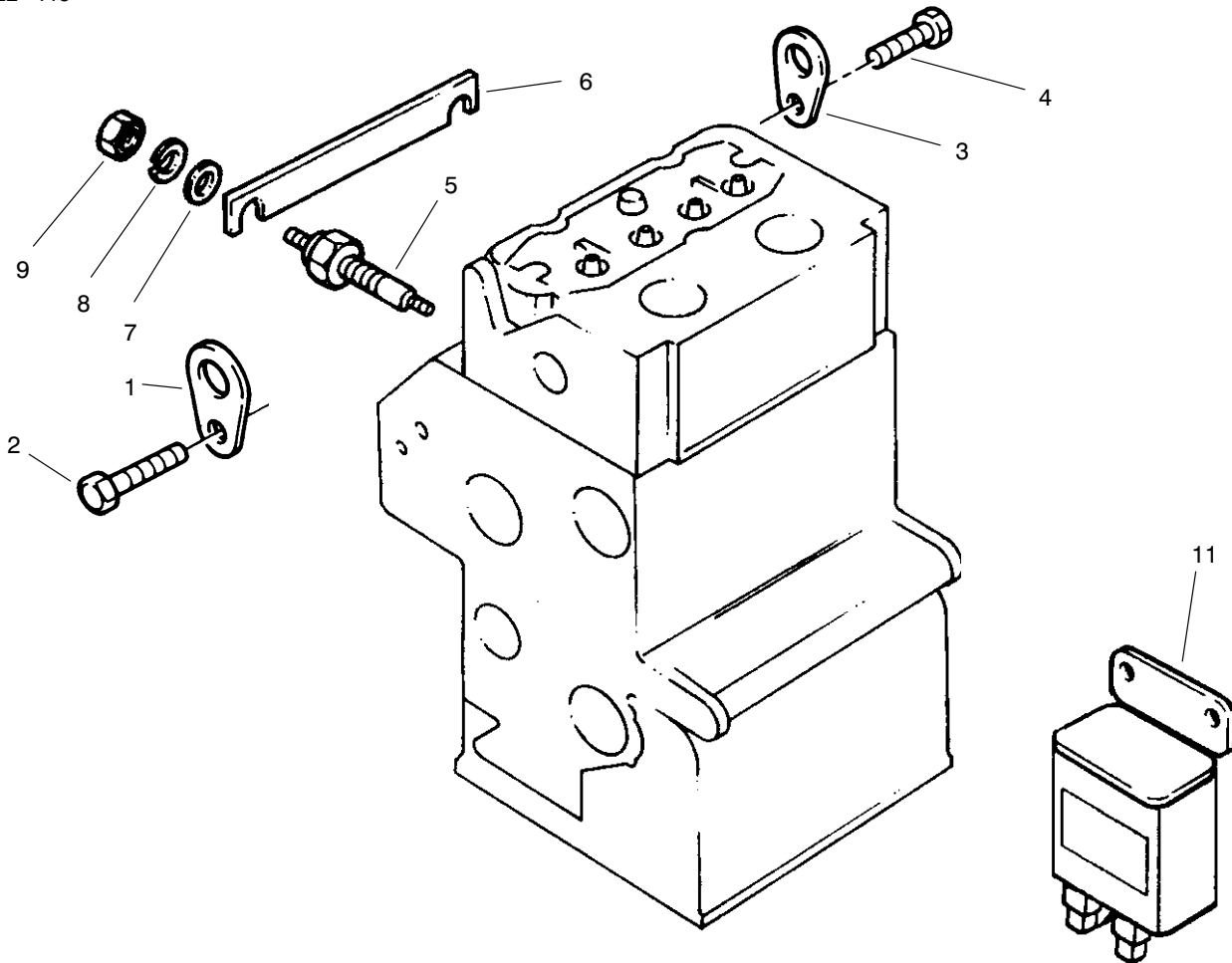


T-2180-1

FUEL FILTER ASSEMBLY

| Ref. No. | Part No. | Description | No. Used | Ref. No. | Part No. | Description | No. Used |
|----------|-----------|-----------------------------------------|----------|----------|-----------|------------------|----------|
| 1 | 130976222 | Bracket | 1 | 10 | 052100440 | Seal – O–Ring | 1 |
| 2 | 011310816 | Screw | 1 | 11 | 130336040 | Element – Filter | 1 |
| 4 | 068207224 | Pipe – Fuel | 1 | 12 | 130336031 | Container | 1 |
| 5 | 198346020 | Clip | 4 | 13 | 130446090 | Ring | 1 |
| 6 | 068207400 | Pipe – Fuel | 1 | 14 | 130446080 | Plug | 2 |
| 8 | 130306041 | Fuel Filter Assembly (Incl. Ref. #9) | 1 | 15 | 130326120 | Washer | 2 |
| 9 | | Head – Filter | 1 | 16 | 010100865 | Screw | 1 |

NOTE: Obtain replacement parts from your local Perkins Dealer.



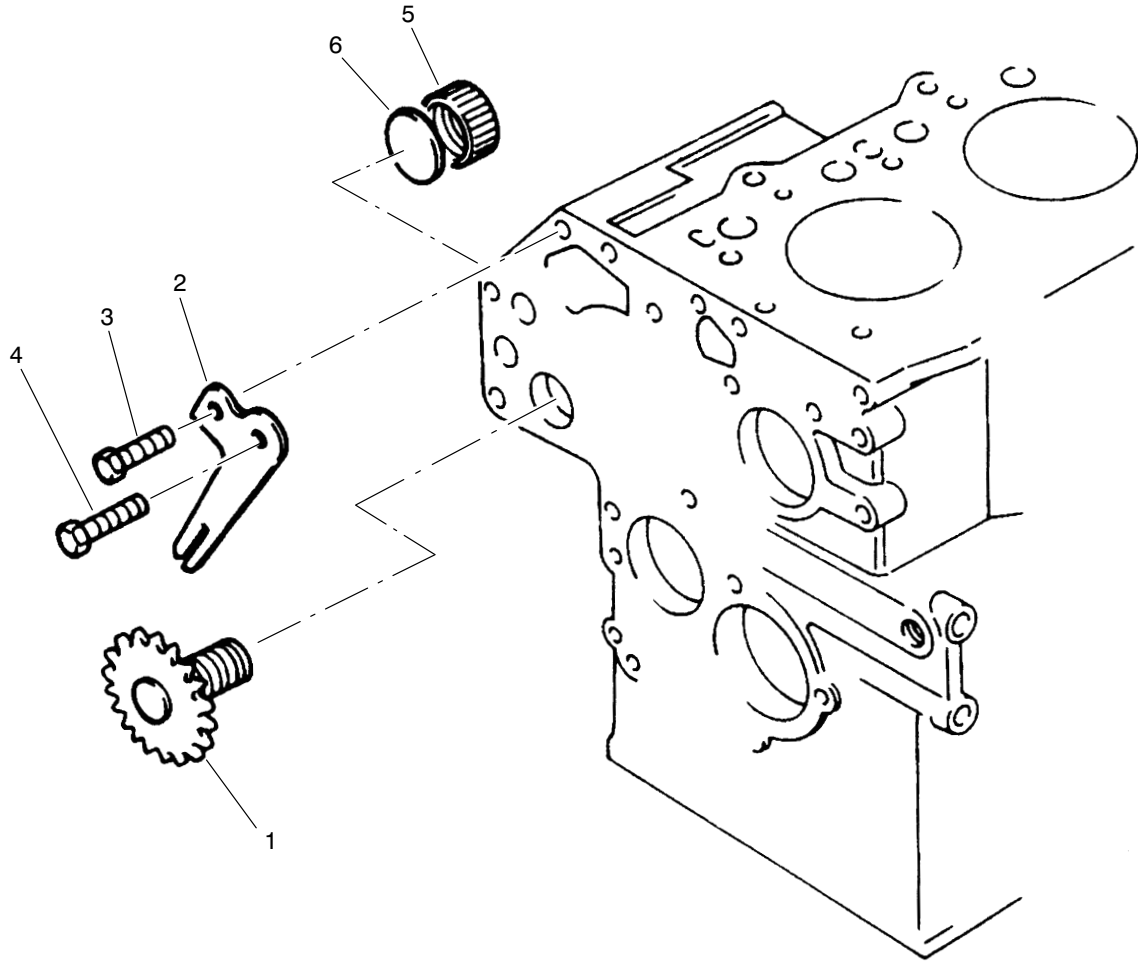
T-1404

ENGINE LIFTING TAB & COLD START ASSEMBLIES

| Ref. No. | Part No. | Description | No. Used |
|----------|-----------|-------------|----------|
| 1 | 195816200 | Plate | 1 |
| 2 | 011310816 | Screw | 1 |
| 3 | 195816200 | Plate | 1 |
| 4 | 011310816 | Screw | 1 |
| 5 | 185366190 | Heater | 3 |

| Ref. No. | Part No. | Description | No. Used |
|----------|-----------|-------------|----------|
| 6 | 185376170 | Bar | 1 |
| 7 | | Washer | 3 |
| 8 | | Washer | 3 |
| 9 | | Nut | 3 |
| 11 | 385230120 | Relay | 1 |

NOTE: Obtain replacement parts from your local Perkins Dealer.



T-1406

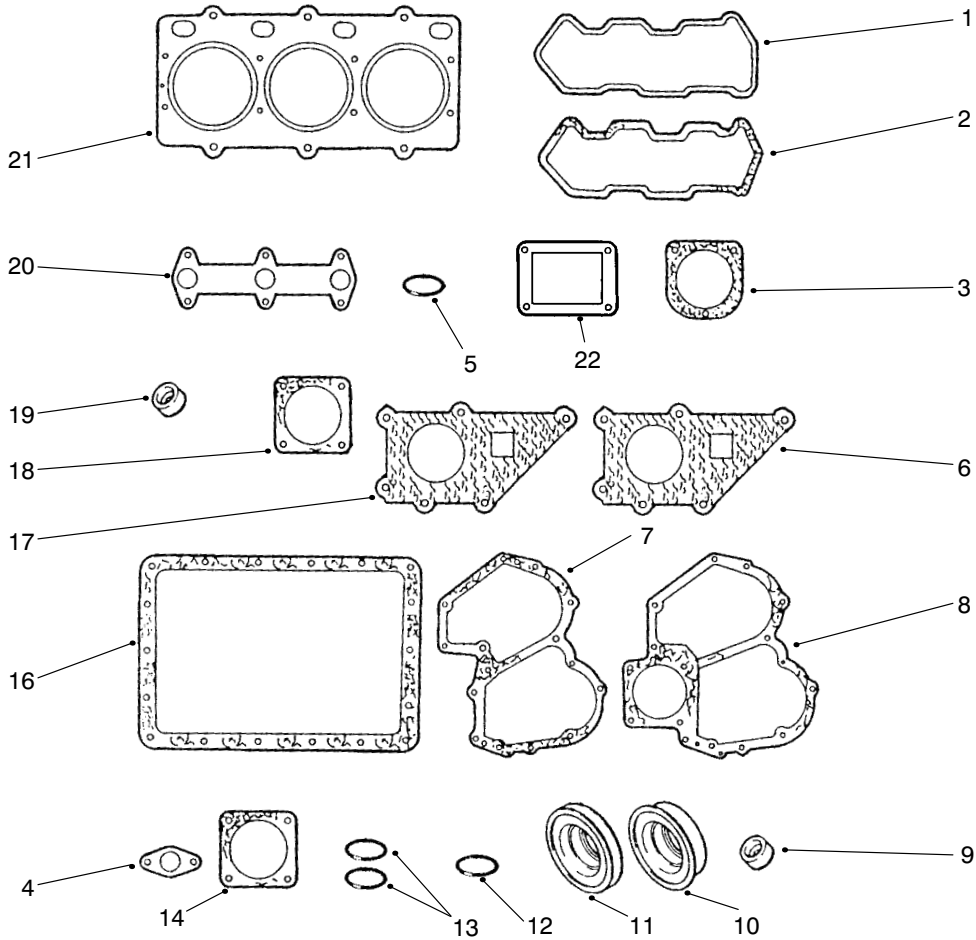
TACHOMETER & HOUR RECORDER DRIVE ASSEMBLY

| Ref. No. | Part No. | Description | No. Used |
|----------|-----------|-------------|----------|
| 1 | 120076070 | Shaft | 1 |
| 2 | 199566651 | Plate | 1 |
| 3 | 011310612 | Screw | 1 |

| Ref. No. | Part No. | Description | No. Used |
|----------|-----------|-------------|----------|
| 4 | 010700610 | Screw | 1 |
| 5 | 199376230 | Cap | 1 |
| 6 | 120996060 | Seal | 1 |

NOTE: Obtain replacement parts from your local Perkins Dealer.

*Not Illustrated



T-1970-2

GASKET AND SEALS

| Ref. No. | Part No. | Description | No. Used |
|----------|-----------|-----------------------|----------|
| 1 | 111996060 | Gasket – Valve Cover | 1 |
| 2 | 111996330 | Gasket – Valve Cover | 1 |
| 3 | 145996440 | Gasket | 1 |
| 4 | 130996130 | Gasket – Lift Pump | 2 |
| 5 | 052100400 | Seal – Oil Filler Cap | 1 |
| 6 | 145996430 | Gasket – Water Pump | 1 |
| 7 | 165996400 | Gasket | 1 |
| 8 | 165996410 | Gasket | 1 |
| 9 | 131426200 | Gasket | 3 |
| 10 | 198636080 | Seal – Crankshaft | 1 |
| 11 | 198636090 | Seal | 1 |
| 12 | 052109076 | O-Ring | 1 |

| Ref. No. | Part No. | Description | No. Used |
|----------|-----------|--------------------------------------------|----------|
| 13 | 052100100 | O-Ring – Dipstick Tube | 2 |
| 14 | 165996420 | Gasket – Timing Cover | 1 |
| 16 | 110996590 | Gasket – Oil Pan | 1 |
| 17 | 145996420 | Gasket – Water Pump | 1 |
| 18 | 314990013 | Gasket – Muffler | 1 |
| 19 | 120406080 | Seal | 3 |
| 20 | 135996520 | Gasket – Exhaust Manifold | 1 |
| 21 | 111147390 | Gasket – Cylinder Head | 1 |
| 22 | 130996070 | Gasket | 1 |
| * | 195906840 | Kit – Gasket & Seals (Incl. Ref. #1-21) | 1 |

NOTE: Obtain replacement parts from your local Perkins Dealer.

*Not Illustrated

PRODUCT CHANGES

In an effort to make improvements available to TORO owners as quickly as possible, minor changes are incorporated into Toro's products from time to time that do not become immediately shown in the Parts Catalog. If such a change has been made in your unit, which is not reflected in your manual, see your TORO Distributor or his Authorized TORO Service Dealer for information and part numbers.

IDENTIFICATION AND ORDERING

MODEL AND SERIAL NUMBERS

The Greensmaster 3200D has two identification numbers; a model number and a serial number. The two numbers are stamped on a plate which is located on the left hand frame rail. In any correspondence concerning the Greensmaster 3200D, supply model and serial numbers to assure that correct information and replacement parts are obtained.

To order replacement parts from an Authorized TORO Service Dealer, supply the following information:

1. Model and serial number of the Greensmaster 3200D.
2. Part number, description, and the quantity of part(s) desired.

NOTE: Do not order by reference number if a parts catalog is being used; use the PART NUMBER.

TABLE OF CONTENTS

| Description | Page | Description | Page |
|--------------------------------------------|------|-----------------------------------------------------|------|
| Frame & Brake Pedal Assembly | 1 | Pull Frame Assembly – Rear | 29 |
| Floor Panel & Traction Pedal Assembly | 2 | Hydraulic Cylinder No. 99-8157 | 30 |
| Front Wheel & Brake Assembly | 3 | Engine Installation Assembly | 31 |
| Hydraulic Drive Motor Assembly No. 92-9199 | 4 | Cylinder Block Assembly | 32 |
| Steering Arm Assembly | 5 | Crankshaft Assembly | 33 |
| Steering Control Valve No. 93-2120 | 6 | Cylinder Head Assembly | 34 |
| Rear Wheel Assembly | 7 | Rocker Arm Assembly | 35 |
| Seat Assembly | 8 | Camshaft Assembly | 36 |
| Electrical Schematic | 9 | Timing Cover Assembly | 37 |
| Control Panel Assembly | 10 | Oil Pump Assembly | 38 |
| Traction Handle Assembly | 11 | Fuel Injection System Assembly | 39 |
| Hydraulic Schematic | 12 | Injection Pump Assembly | 40 |
| Manifold Installation Assembly | 13 | Flywheel Assembly | 41 |
| Manifold Assembly No. 93-4420 | 14 | Starter Installation Assembly | 42 |
| Electronics Installation Assembly | 15 | Oil Sump Assembly | 43 |
| Fuel Tank Assembly | 16 | Valve Cover Assembly | 44 |
| Hydraulic Reservoir Assembly | 17 | Oil Filter & Exhaust Manifold Assemblies | 45 |
| Radiator Assembly | 18 | Water Pump Assembly | 46 |
| Hydraulic Pump & Hydrostat Assembly | 19 | Alternator Assembly | 47 |
| Gear Pump Assembly No. 95-0533 | 20 | Timing Cover Plate Assembly | 48 |
| Hydrostat Assembly No. 98-4609 | 21 | Low Pressure Fuel System & Throttle Stop Assemblies | 49 |
| Neutral System Assembly | 22 | Lift Pump Assembly | 50 |
| Muffler & Air Cleaner Assembly | 23 | Fuel Filter Assembly | 51 |
| Reel Motor Installation Assembly – RH & LH | 24 | Engine Lifting Tab & Cold Start Assemblies | 52 |
| Reel Motor Installation Assembly – Rear | 25 | Tachometer & Hour Recorder Drive Assembly | 53 |
| Reel Motor Assembly No. 93-1375 | 26 | Gasket and Seals | 54 |
| Pull Frame Assembly – RH & LH | 27 | | |
| Hydraulic Cylinder No. 99-8158 | 28 | | |

