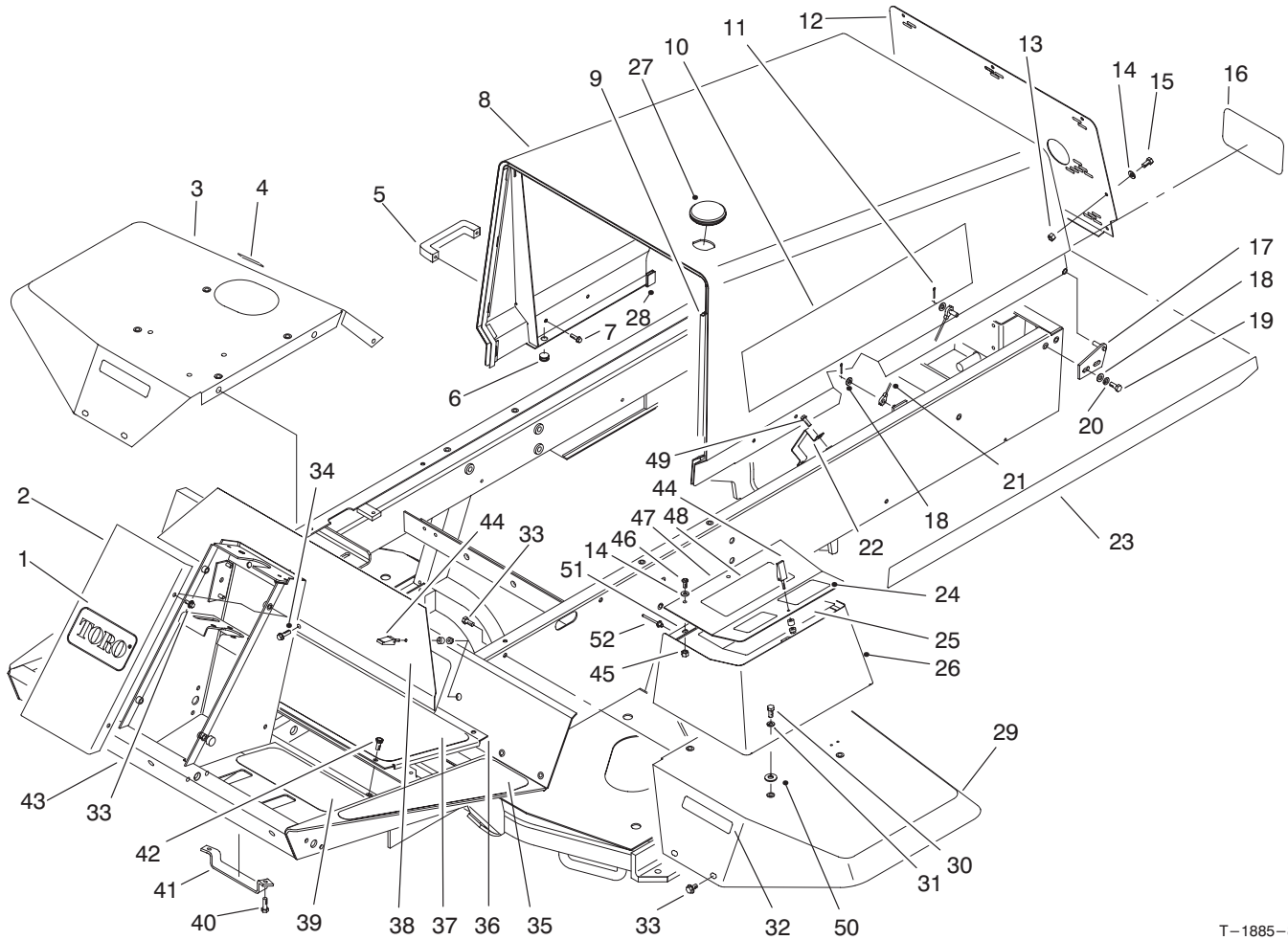


TORO[®]

MODEL NO. 03543-20000001 & UP

**PARTS
CATALOG****REELMASTER[®] 5400D 2WD
TRACTION UNIT**

T-1885-8

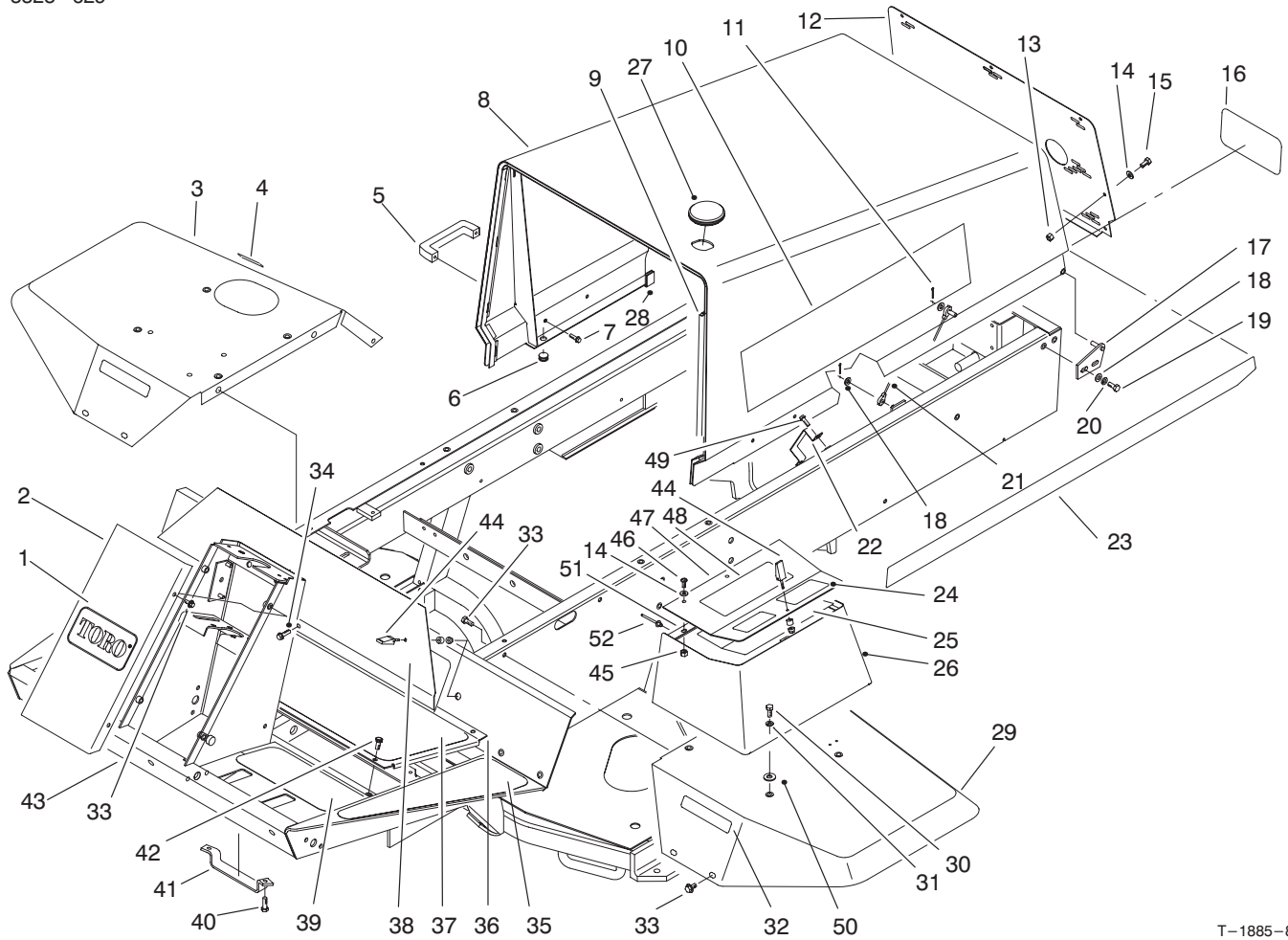
FRAME & BODY ASSEMBLY

Ref. No.	Part No.	Description	No. Used
1	62-5550	Decal-TORO	1
2	75-1420	Cover-Steering Tower	1
3	93-7579	Fender-RH	1
4	93-6686	Decal-Hyd. Oil	1
5	65-5100	Handle	2
6	237-141	Bumper	2
7	46-8091	Screw-HH	4
8	98-9319	Hood	1
9	93-0081	Strip-Seal	1
10	98-4522	Decal-Reelmaster [®] 5400D	2
11	3272-4	Pin-Cotter	2
12	98-4573	Screen-Hood	1
13	3296-42	Nut-Lock	7
14	3256-1	Washer-Flat	10
15	321-39	Screw-HH	7
16	62-7400	Decal-TORO	1
17	63-6900	Hinge-Hood LH	1

Ref. No.	Part No.	Description	No. Used
17	63-6890	Hinge-Hood RH	1
18	3256-23	Washer-Flat	6
19	322-5	Screw-HH	4
20	3253-4	Washer-Lock	4
21	75-0570	Cable-Hood	1
22	98-4572	Bracket-Hose	1
23	92-5751	Decal-Hood Trim LH	1
*	92-5752	Decal-Hood Trim RH	1
24	93-6698	Decal-Warning	1
25	100-3816	Decal-Service	1
25	95-0832	Decal-Service, Blank (Europe)	1
26	75-5810	Tool Box	1
27	98-9314	Plug-Hood	1
28	99-8975	Strip-Seal	1
29	75-3860	Fender-LH	1
30	322-3	Screw-HH	4

* Not Illustrated

©The TORO Company - 1999
All Rights Reserved



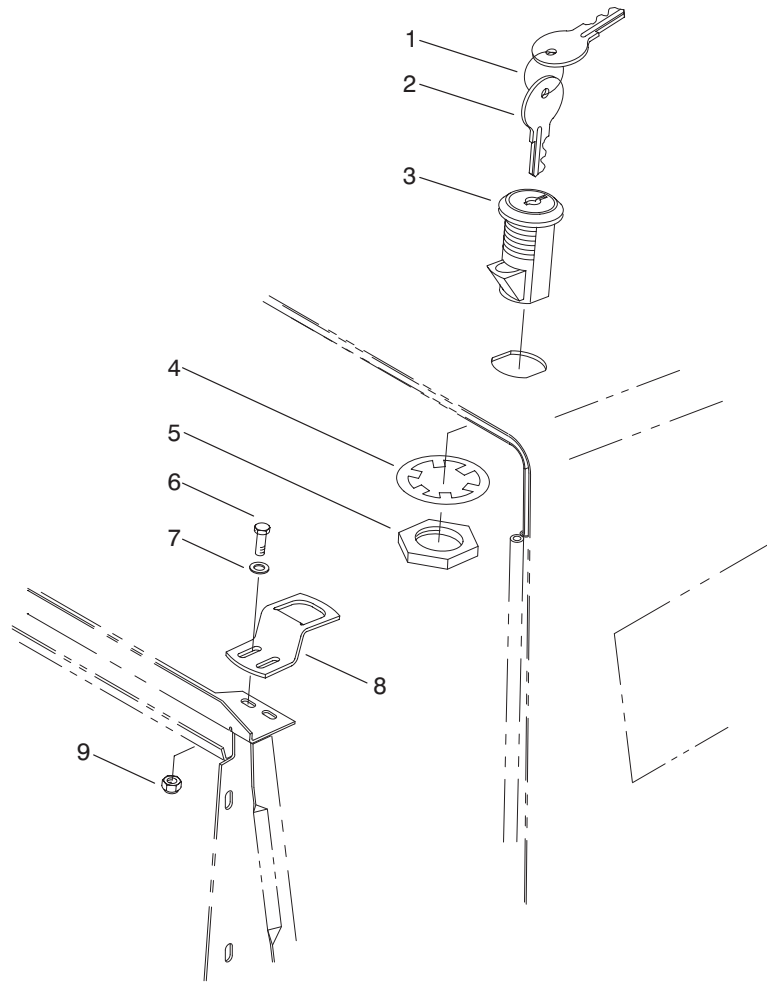
T-1885-8

FRAME & BODY ASSEMBLY (Continued)

Ref. No.	Part No.	Description	No. Used
31	3256-3	Washer-Flat	4
32	93-6689	Decal-No Riders	2
33	3234-14	Screw-HWH	14
34	3234-5	Screw-HHF	1
35	75-0650	Tread-Footrest LH	1
*	75-0640	Tread-Footrest RH	1
36	75-1410	Panel-Floor	1
37	75-0630	Tread-Foot Center	1
38	75-1390	Panel-Access	1
39	75-0620	Tread-Foot LH	1
*	75-0610	Tread-Foot RH	1
40	322-4	Screw-HH	2
41	93-3626	Bracket-Hose	1

Ref. No.	Part No.	Description	No. Used
42	75-6840	Knob-Knurled	3
42	3234-7	Screw-HHF (Europe)	1
43	98-4549	Asm-Frame	1
44	74-5950	Asm-Swell Latch	3
45	32128-33	Nut-Flange Head	3
46	3258-166	Screw-PPH	3
47	75-6260	Cover-Tool Box	1
48	93-8051	Decal-Warning	1
49	32144-14	Screw-HWH	2
50	66-2920	Washer-Nylon	4
51	75-5780	Hinge-Cover	1
52	93-8744	Rivet	3

*Not Illustrated

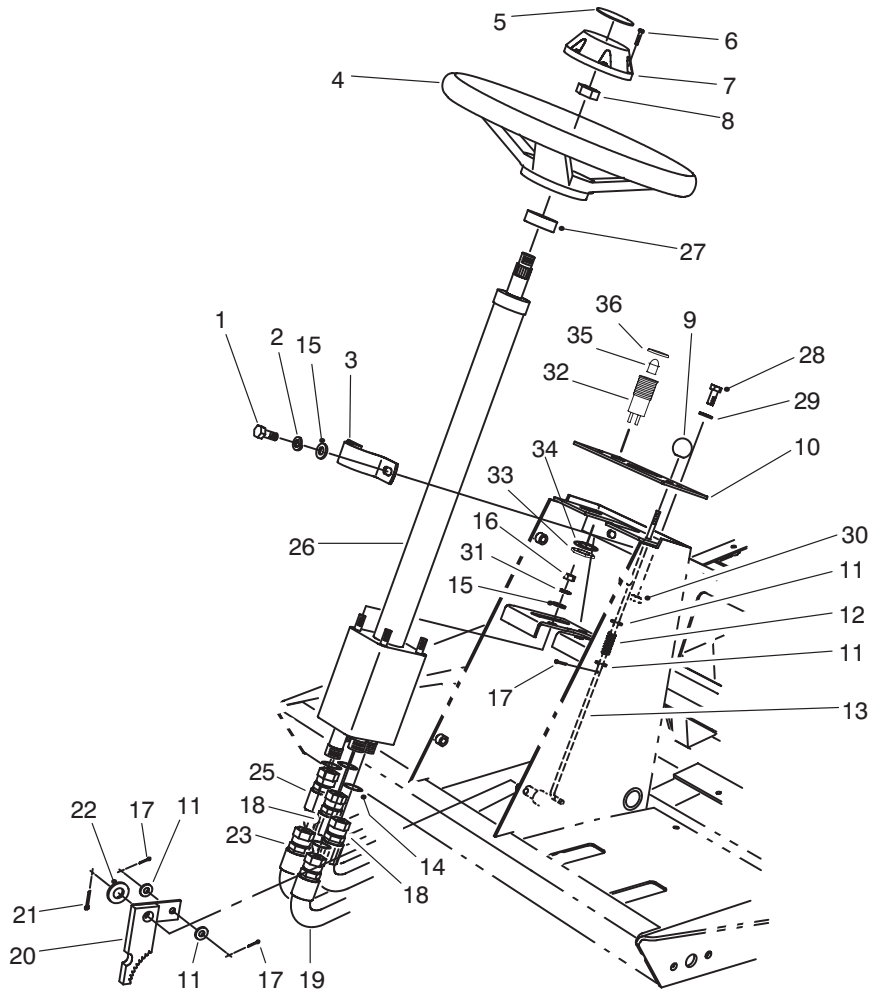


T-3095

HOOD SWITCH & LOCK ASSEMBLY

Ref. No.	Part No.	Description	No. Used
1	98-9321	Ring-Key	1
2	99-8350	Key-Switch (Incl. Ref. #4 & 5)	1
3	98-9315	Switch-Lock, Hood	1
4		Washer-Switch	1

Ref. No.	Part No.	Description	No. Used
5		Nut-Switch	1
6	321-4	Screw-HH	2
7	3256-1	Washer-Flat	2
8	98-9316	Bracket-Latch, Hood	1
9	3296-16	Nut-Lock	2



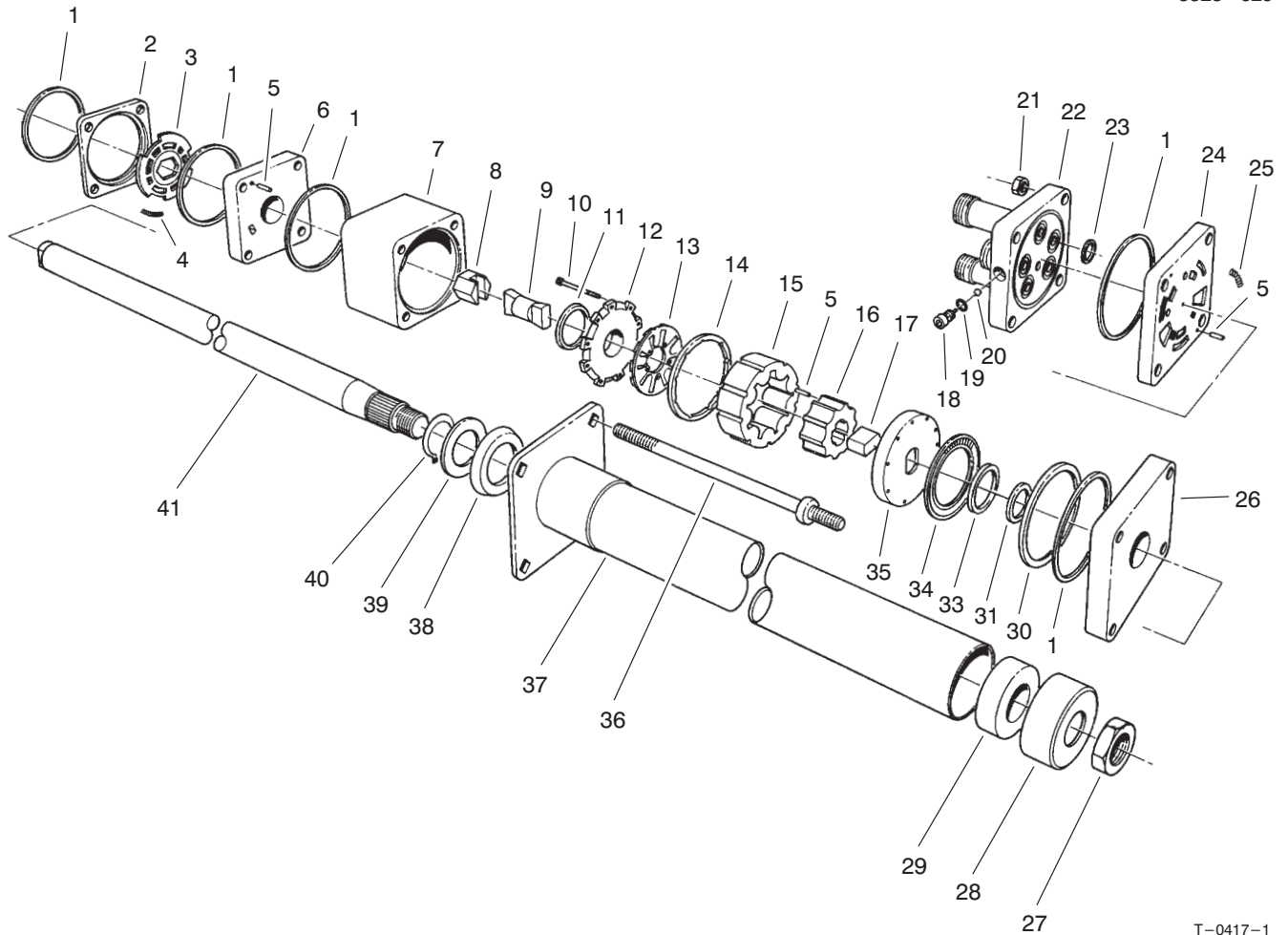
T-1044-2

STEERING TOWER ASSEMBLY

Ref. No.	Part No.	Description	No. Used
1	32144-26	Screw-TAP	2
2	3253-4	Washer-Lock	2
3	75-2810	Clamp-Steering Valve	1
4	75-0560	Asm-Steering Wheel (Incl. Ref. #6-8)	1
5	68-5370	Decal-TORO	1
6	32144-21	Screw	1
7	68-5140	Cap-Steering Wheel	1
8	3220-6	Nut-Steering Wheel	1
9	233-17	Knob-Parking Brake	1
10	93-6682	Panel-Tower	1
11	3256-22	Washer-Flat	4
12	95-1821	Spring-Compression	1
13	75-1490	Rod-Parking Brake	1
14	237-22	O-Ring	5
15	3255-8	Washer-Lock ETLW	1
16	3296-20	Nut-Lock	4
17	3272-5	Pin-Cotter	3
18	75-6230	Hose-Hydraulic RT	2
19	75-6240	Hose-Hydraulic IN	1

Ref. No.	Part No.	Description	No. Used
20	63-7900	Rack-Parking Brake	1
21	3272-10	Pin-Cotter	1
22	3256-26	Washer-Flat	1
23	75-5940	Hose-Hydraulic AUX	1
25	75-6250	Hose-Hydraulic OUT	1
26	75-0600	Asm-Steering Valve (Incl. Ref. #14)	1
27	21-9260	Seal-Shaft	1
28	3258-166	Screw-PPH	2
29	3256-1	Washer-Flat	2
30	3296-42	Nut-Lock	2
31	3256-23	Washer-Flat	6
32	44-2210	Asm-Lights, Warning (Incl. Ref. #33-36)	1
33	218-535	Nut-Lock	1
34	218-536	Washer-Lock	1
35	93-7480	Bulb-LED	1
36	218-533	Lens-Red	1
*	3290-378	Tie-Cable	3
*	3290-410	Tie-Cable, Push On	4

*Not Illustrated

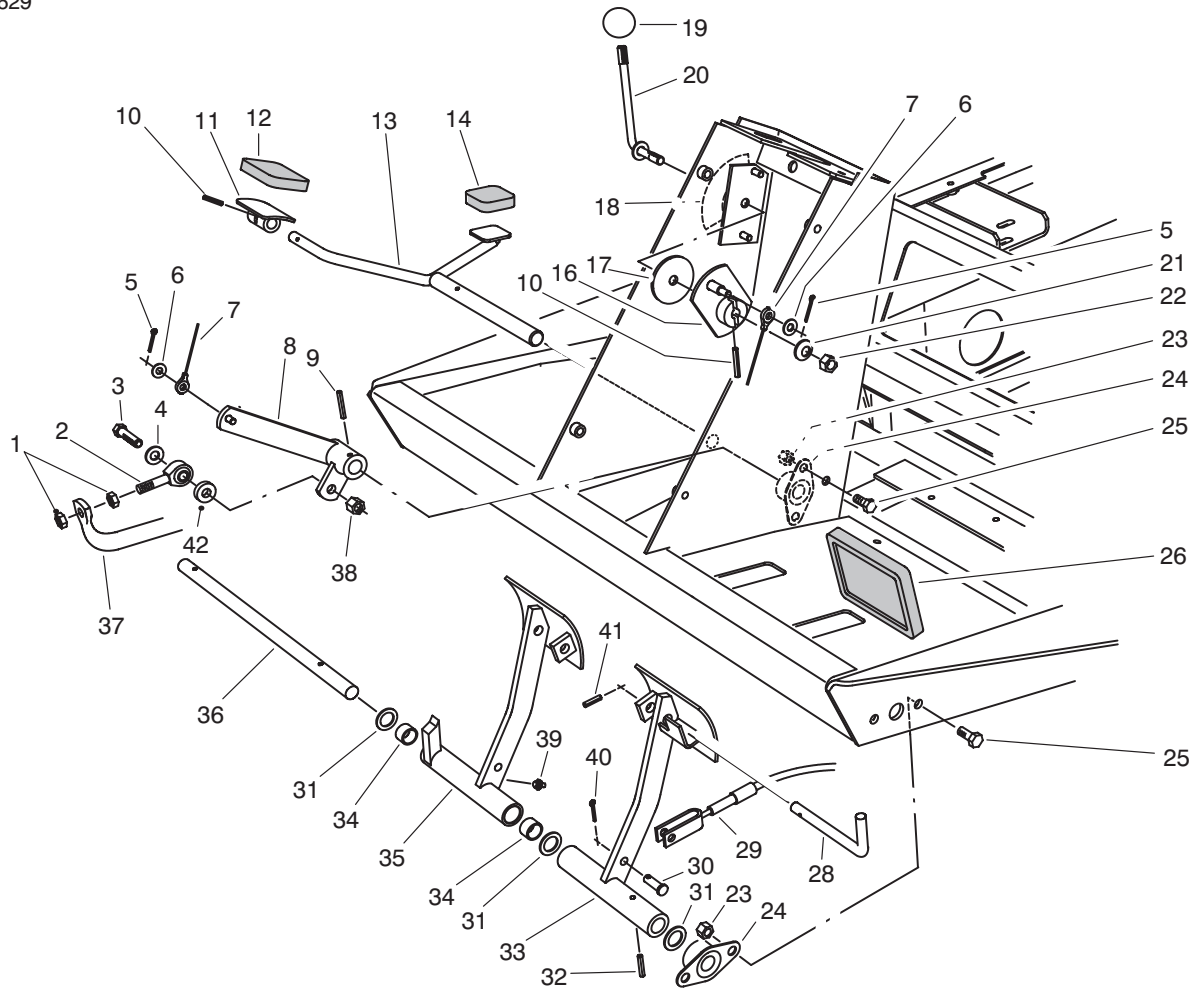


T-0417-1

STEERING VALVE ASSEMBLY No. 75-0600

Ref. No.	Part No.	Description	No. Used	Ref. No.	Part No.	Description	No. Used
1		Ring-Seal	5	26		Plate-Cover, Upper	1
2		Ring-Valve	1	27	3220-6	Nut	1
3		Plate-Valve	1	28	66-9770	Seal	1
4		Spring	3	29	66-9780	Bushing	1
5		Pin-Alignment	9	30		Spacer-Bearing, Thrust	1
6		Manifold-Isolation	1	31		Spacer-Seal	1
7		Ring-Metering	1	33		Seal-Face	1
8		Asm-Hex Drive	1	34		Bearing-Thrust	1
9		Link-Drive	1	35		Plate-Drive	1
10		Screw-HSH	11	36	93-3609	Bolt-Special	4
11		Seal-Commutator	1	37	66-9860	Upper Cover & Jacket	1
12		Cover-Commutator	1	38	66-9870	Plate-Retaining	1
13		Commutator	1	39	66-9880	Washer-Retaining Plate	1
14		Ring-Commutator	1	40	66-9890	Ring-Retaining	1
15		Stator	1	41	66-9900	Shaft-Input	1
16		Rotor	1	*	66-9970	Kit-Spring (Incl. Ref. #4 & 25)	1
17		Spacer-Drive Link	1	*	66-9980	Kit-Seal (Incl. Ref. #1, 11, 19, 23 & 33)	1
18		Plug	1	*	66-9990	Kit-Needle Roller (Incl. Ref. #5)	1
19		O-Ring	1	*	75-1340	Valve-Power Steering (Incl. Ref. #1-26 & 30-36)	1
20		Ball	1				
21		Nut-Hex	4				
22		Cover-Port	1				
23		O-Ring	5				
24		Manifold-Port	1				
25		Spring	3				

*Not Illustrated



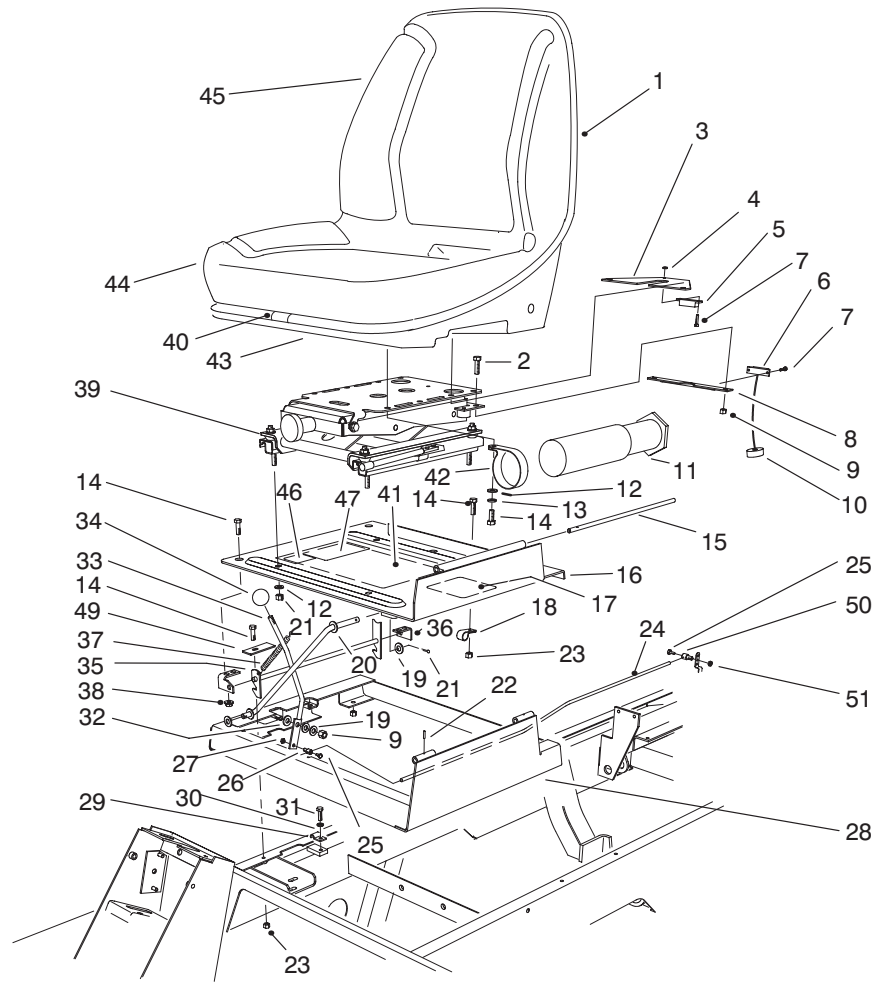
T-1045-1

TRACTION & BRAKE PEDALS ASSEMBLY

Ref. No.	Part No.	Description	No. Used
1	3220-3	Nut-Jam	2
2	2411-36	Bearing-Rod End	1
3	323-9	Screw-HH	1
4	3256-24	Washer-Flat	1
5	3272-2	Pin-Cotter	2
6	3256-22	Washer-Flat	2
7	75-6580	Cable-Pedal	1
8	75-3270	Lever-Traction Pivot	1
9	32121-6	Pin-Roll	1
10	32121-45	Pin-Roll	2
11	49-6440	Plate-Traction Pedal	1
12	74-9100	Pad-Forward	1
13	75-2970	Pedal-Traction	1
14	74-9110	Pad-Reverse	1
16	75-6510	Lever-Bracket	1
17	75-6550	Disc-Friction	1
18	93-6699	Decal-Fast/Slow	1
19	233-42	Knob	1
20	75-6490	Lever-Pedal Stop	1
21	3290-461	Washer-Belleville	1
22	3296-59	Nut-Lock	1

Ref. No.	Part No.	Description	No. Used
23	3296-29	Nut-Lock	8
24	256-236	Bearing-Flange	4
25	322-3	Screw-HH	8
26	93-8742	Pad-Brake	2
28	63-7880	Pin-Brake Latch	1
29	63-7733	Cable-Brake LH	1
*	63-7732	Cable-Brake RH	1
30	283-58	Pin-Clevis	4
31	3256-69	Washer-Thrust	3
32	32121-16	Pin-Roll	1
33	75-1440	Pedal-Brake LH	1
34	256-42	Bushing-Sleeve	2
35	75-1430	Asm-Brake Pedal RH (Incl. Ref. #34 & 39)	1
36	75-1470	Shaft-Brake Pedal	1
37	75-2170	Tube-Pump Control	1
38	3296-39	Nut-Lock	1
39	302-5	Fitting-Grease	1
40	3272-10	Pin-Cotter	4
41	32121-50	Pin-Roll	1
42	5-0652	Spacer	1

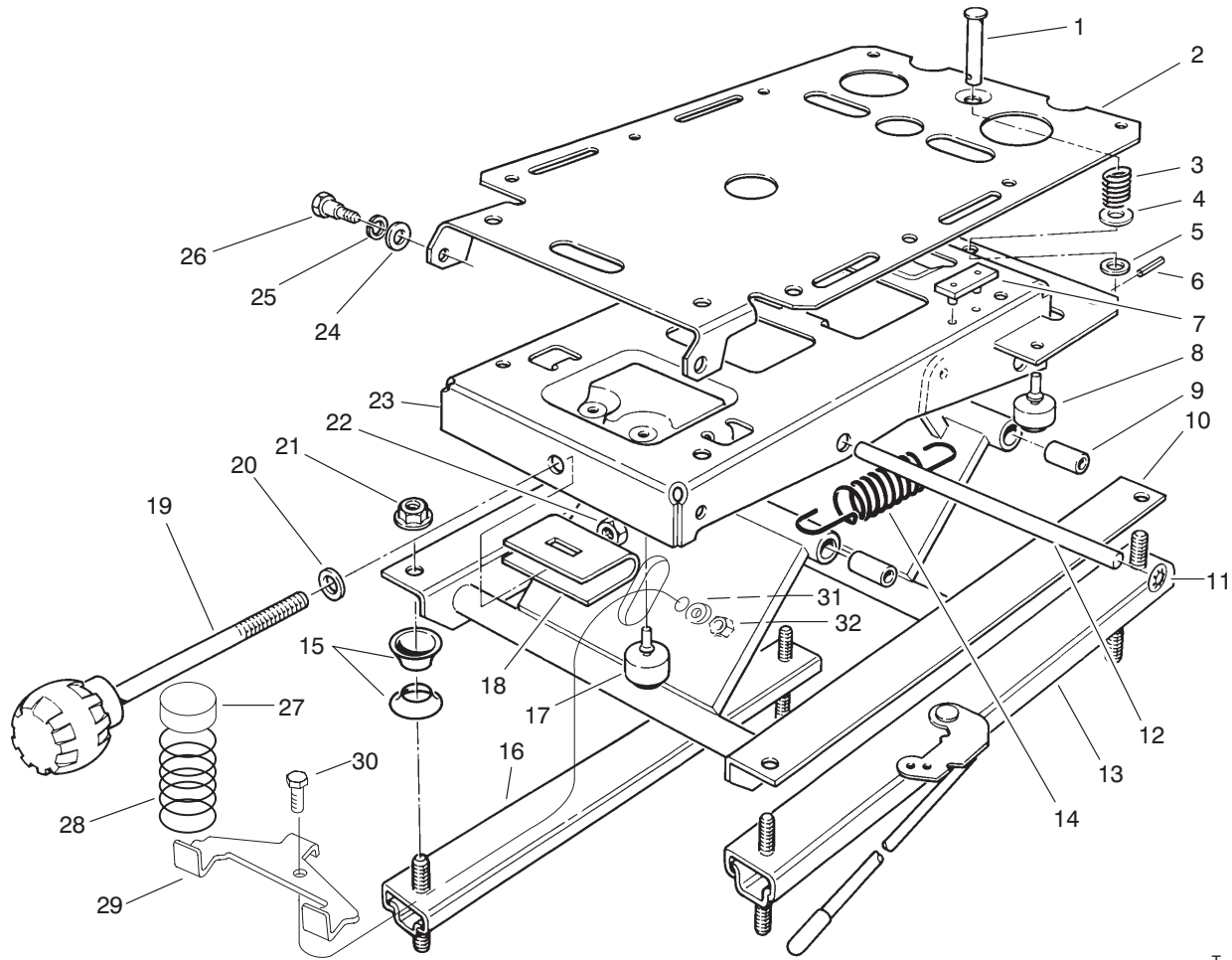
*Not Illustrated



T-1891-5

SEAT & THROTTLE ASSEMBLY

Ref. No.	Part No.	Description	No. Used	Ref. No.	Part No.	Description	No. Used
1	351-78	Edging	1	27	3296-3	Nut-Lock	1
2	323-4	Screw-HH	2	28	98-2352	Frame-Seat	1
3	75-4370	Bracket-Switch (Seat)	1	29	3-6657	Clamp-Cable	1
4	3296-54	Nut-Lock	4	30	3253-3	Washer-Lock	1
5	92-8753	Magnet-Reed Switch	1	31	321-4	Screw-HH	1
6	92-8001	Sensor-Reed Switch	1	32	66-2920	Washer-Friction	2
7	3250-29	Screw-HH	4	33	75-3430	Rod-Throttle	1
8	75-4360	Bracket-Switch	1	34	233-42	Knob-Throttle	1
9	3296-39	Nut-Lock	3	35	98-2354	Latch-Seat	1
10	93-0140	Grommet	1	36	98-2353	Bracket-Seat Latch	2
11	74-0720	Tube-Manual	1	37	66-4190	Spring	1
12	3256-23	Washer-Flat	8	38	32128-25	Nut-Flange	4
13	3253-4	Washer-Lock	4	39	75-3000	Asm-Seat Suspension	1
14	322-3	Screw-HH	13	40	351-80	Clip	1
15	75-3400	Shaft-Seat Pivot	1	41	98-9342	Decal-Clip (Metric)	1
16	98-2350	Asm-Seat Plate (Incl. Ref. #10)	1	42	2412-133	Clamp-R	2
17	93-8060	Decal-Danger	1	43	92-6534	Shell-Seat	1
18	2412-93	Clamp-R	1	44	92-6533	Kit-Cushion, Replacement	1
19	3256-24	Washer-Flat	3	45	92-1180	Asm-Seat (Incl. Ref. #1, 2 of #9, 43 & 44)	1
20	75-3680	Rod-Seat	1	46	63-9920	Decal-EEC 105	1
21	3272-10	Pin-Cotter	2	47	92-5524	Decal-Noise Rating, 90	1
22	32121-38	Pin-Roll	1	49	98-9302	Plate-Idler Stop	1
23	3296-29	Nut-Lock	10	50	98-9311	Swivel-Cable, Throttle	1
24	98-9303	Cable-Throttle	1	51	3296-20	Nut-Lock	1
25	25-8640	Screw-HH	2				
26	93-0021	Asm-Throttle Cable Swivel	1				

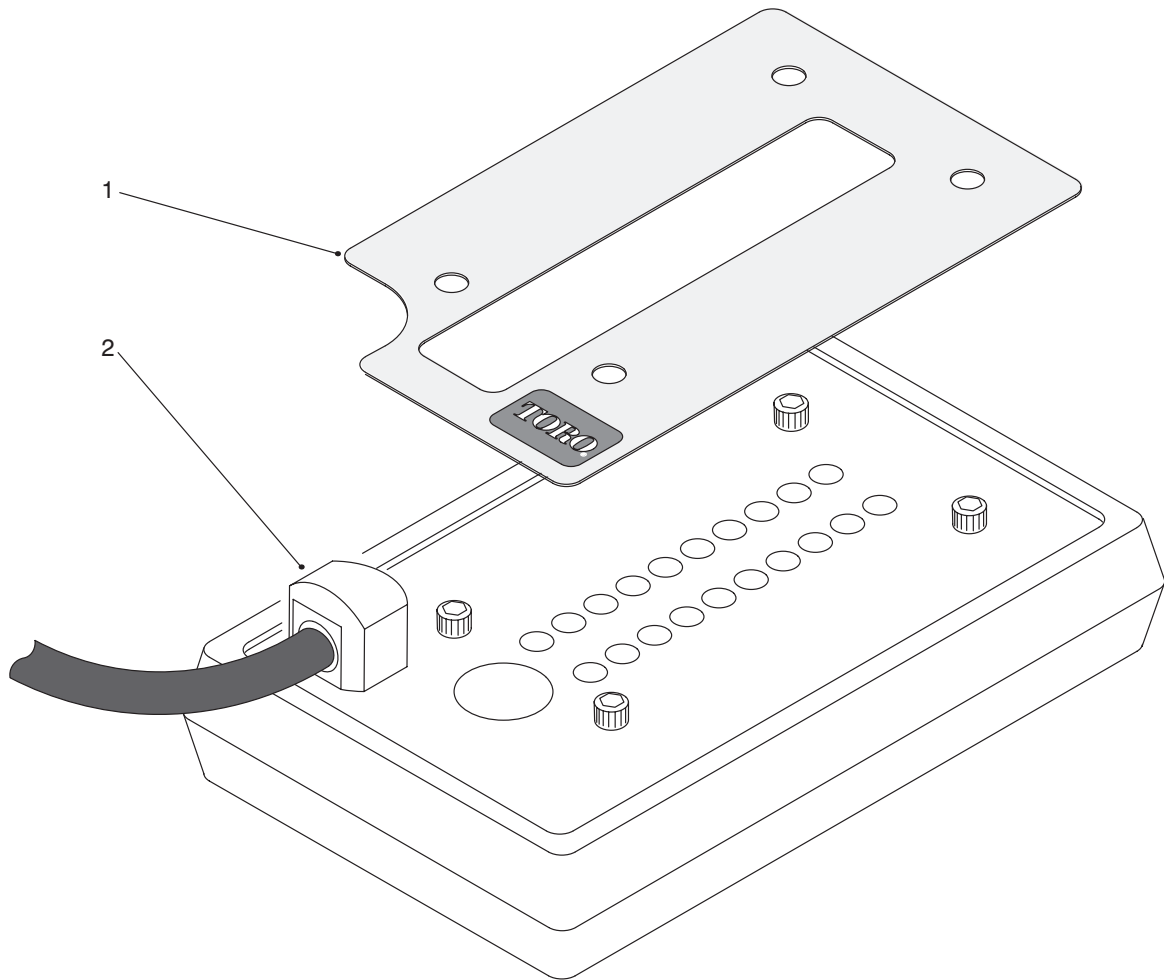


T-1031-1

SEAT SUSPENSION ASSEMBLY

Ref. No.	Part No.	Description	No. Used
1	80-4860	Pin-Clevis	1
2	75-3580	Plate-Mounting, Seat	1
3	75-3530	Spring-Compression	1
4	3256-5	Washer-Flat	1
5	3256-24	Washer-Flat	1
6	75-3540	Pin-Roll	1
7	75-3550	Bumper-Seat	2
8	76-2940	Bumper-Rubber	2
9	76-1920	Bushing-Sleeve	4
10	66-8610	Weldment-Lower	1
11	66-8560	Nut-Push	4
12	76-1910	Shaft-Pivot	2
13	82-9060	Adjuster W/Handle	1
14	76-1940	Spring-Extension	2
15	66-9290	Spacer	6
16	66-8530	Adjuster	1

Ref. No.	Part No.	Description	No. Used
17	66-8520	Bumper-Down-stop	2
18	77-2870	Weldment-Hanger	1
19	76-1930	Knob-Tension Adjustment	1
20	3256-46	Washer-Flat	1
21	32128-26	Nut-Flange	4
22	3296-44	Nut-Lock	1
23	75-3480	Weldment-Upper	1
24	3256-26	Washer-Flat	2
25	3253-6	Washer-Lock	2
26	75-3510	Bolt-Shoulder	2
27	93-3164	Cap	2
28	93-3163	Spring	2
29	93-3165	Bracket	1
30	322-6	Screw-HH	1
31	3253-33	Washer-Lock	1
32	3217-6	Nut-Hex	1



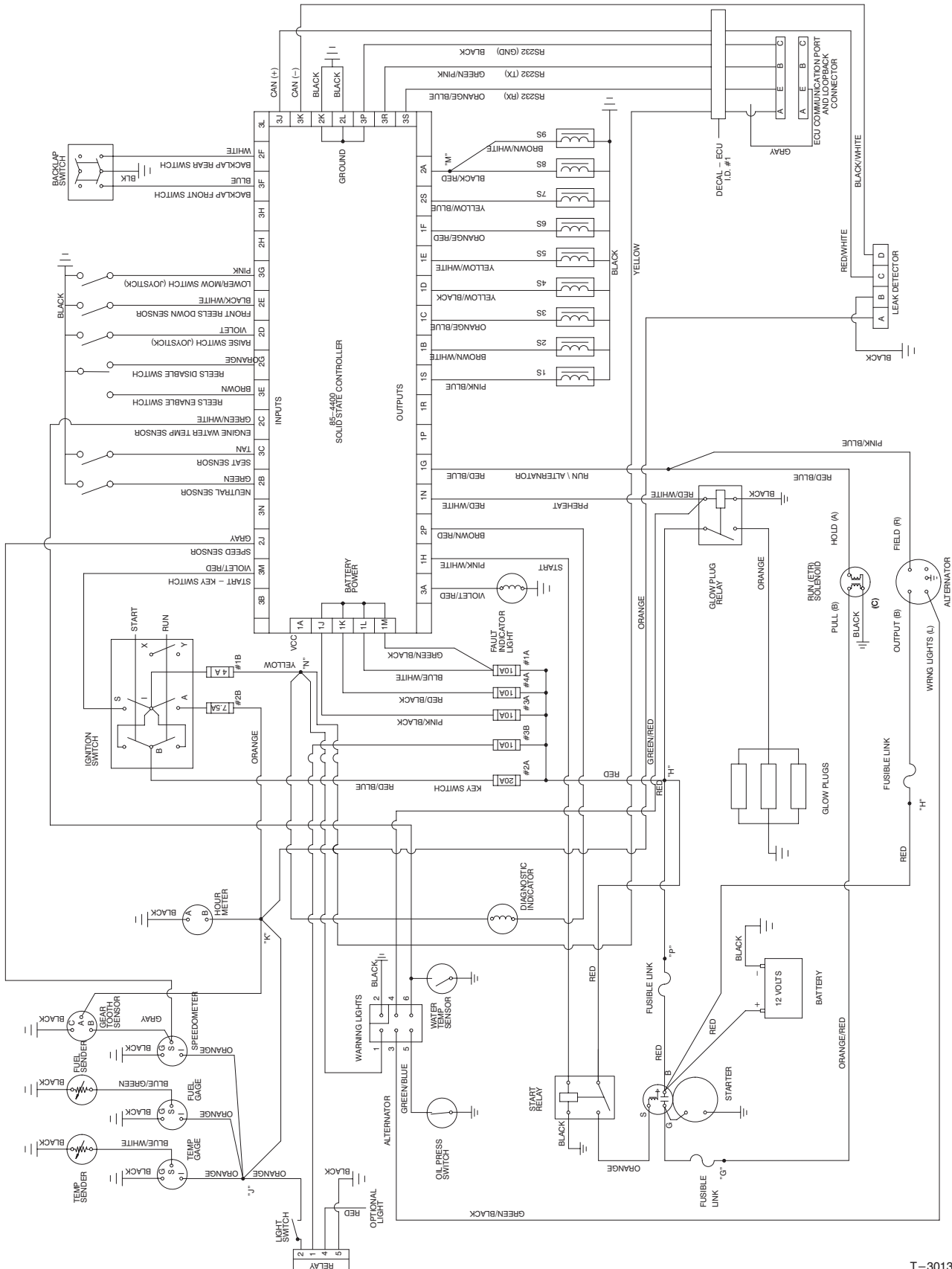
T-1458-1

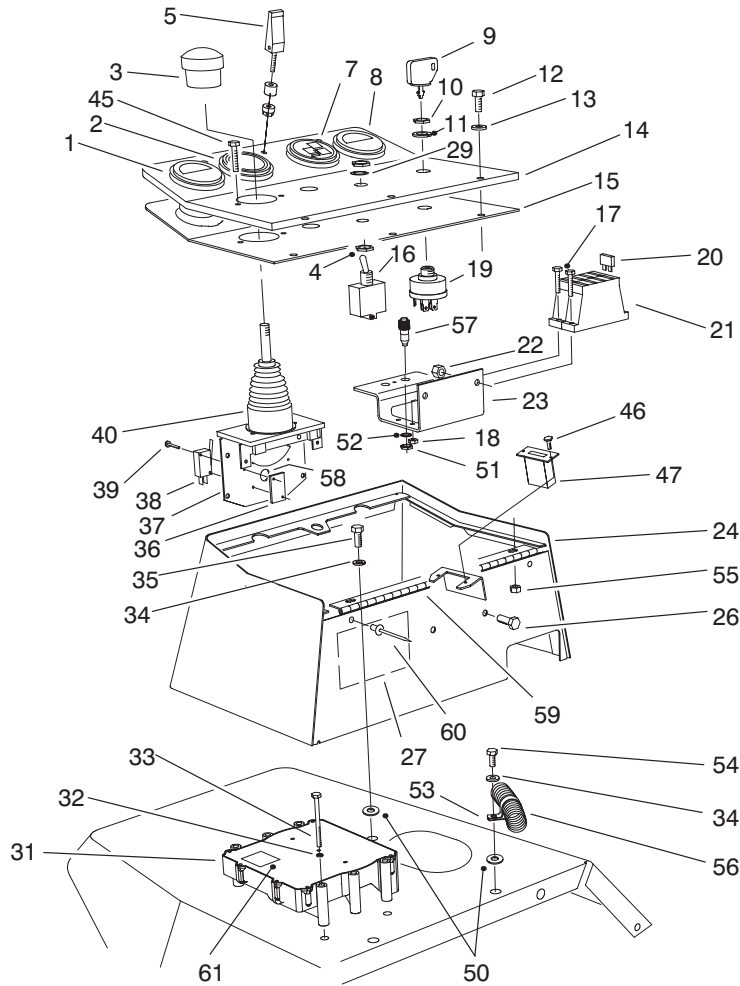
DIAGNOSTIC-ACE DISPLAY ASSEMBLY

Ref. No.	Part No.	Description	No. Used
1	100-3700	Decal-Diagnostic-ACE RM 5400D V 1.0	1
1	100-3710	Decal-Diag. (Spanish)	1
1	100-3704	Decal-Diag. (French)	1
1	100-3705	Decal-Diag. (German)	1
1	100-3711	Decal-Diag. (Swedish)	1
1	100-3706	Decal-Diag. (Italian)	1
1	100-3709	Decal-Diag. (Portuguese)	1
1	100-3708	Decal-Diag. (Norwegian)	1
1	100-3703	Decal-Diag. (Finnish)	1
1	100-3701	Decal-Diag. (Danish)	1
1	100-3702	Decal-Diag. (Dutch)	1
1	100-3707	Decal-Diag. (Japan)	1
1	94-5386	Decal-Turf Defender, Diag.	1
1	94-8060	Decal-Turf Defender, Diag. (Danish)	1
1	94-8061	Decal-Turf Defender, Diag. (Dutch)	1
1	94-8062	Decal-Turf Defender, Diag. (Finnish)	1

Ref. No.	Part No.	Description	No. Used
1	94-8063	Decal-Turf Defender, Diag. (French)	1
1	94-8064	Decal-Turf Defender, Diag. (German)	1
1	94-8065	Decal-Turf Defender, Diag. (Italian)	1
1	94-8066	Decal-Turf Defender, Diag. (Japanese)	1
1	94-8067	Decal-Turf Defender, Diag. (Norwegian)	1
1	94-8068	Decal-Turf Defender, Diag. (Portuguese)	1
1	94-8069	Decal-Turf Defender, Diag. (Spanish)	1
1	94-8070	Decal-Turf Defender, Diag. (Swedish)	1
2	85-4750	Display-Diagnostic-ACE	1

ELECTRICAL SCHEMATIC





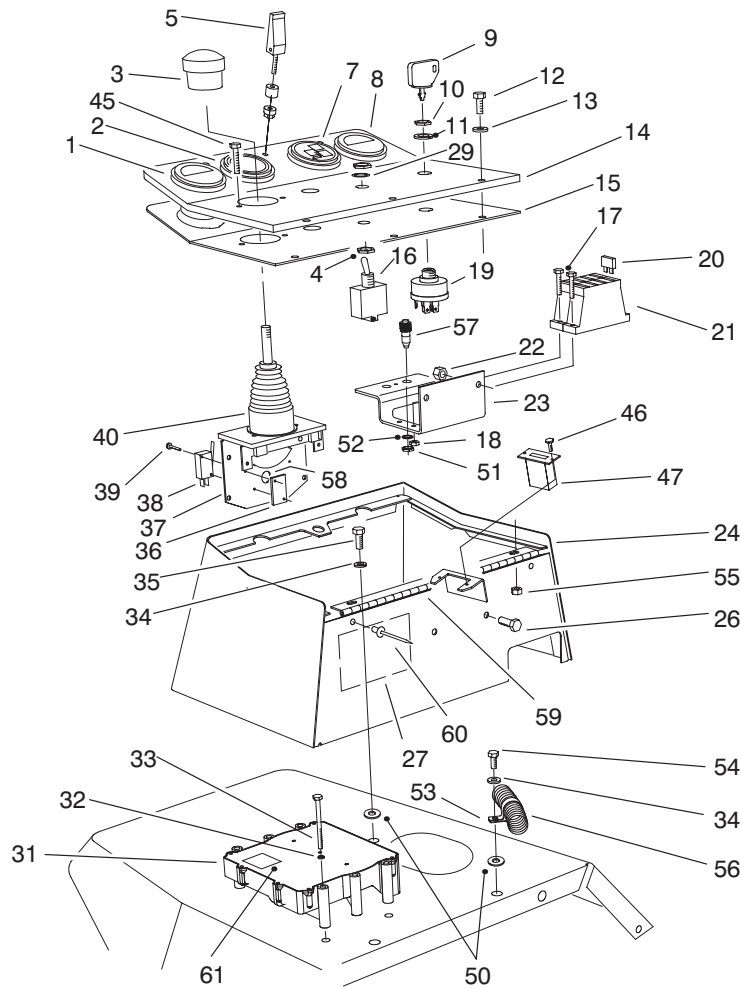
T-1501-8

CONTROL CONSOLE ASSEMBLY

Ref. No.	Part No.	Description	No. Used	Ref. No.	Part No.	Description	No. Used
1	98-9339	Gauge-Fuel	1	22	3296-42	Nut-Lock	4
2	85-4420	Gauge-Speedometer	1	23	93-7587	Bracket-Fuse Block	1
3	3290-489	Knob-Lift Control	1	24	75-5740	Box-Control	1
4	218-498	Nut-Hex.	2	26	321-39	Screw-HH	2
5	74-5950	Asm-Swell Latch	1	27	94-6767	Decal-Fuses	1
7	98-9306	Cluster-Warning	1	29	218-589	Washer-Lock	1
8	98-9308	Gauge-Temperature	1	31	92-5720	Controller-Electronic	1
9	63-8360	Key-Ignition	1			Note: This part must be programmed by distributor before installation.	
10	218-446	Nut-Locking	1	32	3253-3	Washer-Lock	2
11	218-447	Washer-E.T.L.W.	1	33	321-15	Screw-HH	2
12	3258-166	Screw-PPH	5	34	3256-3	Washer-Flat	3
13	3256-1	Washer-Flat	5	35	322-3	Screw-HH	2
14	99-8961	Panel-Control	1	36	3290-354	Plate-Nut	2
15	75-6270	Cover-Control Box	1	37	98-2195	Asm-Lift Control	1
16	99-8352	Asm-Switch, Toggle (Incl. Ref. #4, 29 & 71)	1			(Incl. Ref. #3, 36, 38-40 & 58)	4
17	32105-13	Screw-HH	4	38	94-8104	Switch-Micro	2
18	3296-2	Nut-Lock	4	39	94-8103	Screw-HH	4
19	27-2360	Asm-Ignition Switch (Incl. Ref. #9-11)	1	40	3290-488	Boot-Lift Control	2
†20	94-9157	Fuse-4A	1	45	3273-26	Screw-Hex. Socket Hd.	2
†20	218-578	Fuse-10A	3	46	32144-18	Screw-HH	2
†20	218-574	Fuse-7.5A	1	47	75-6820	Meter-Hour	1
†20	218-594	Fuse-20A	1				
†21	67-7160	Block-Fuse	2				

*Not Illustrated
 ■Obtain Locally.

†Included in main wire harness Assembly.



T-1501-8

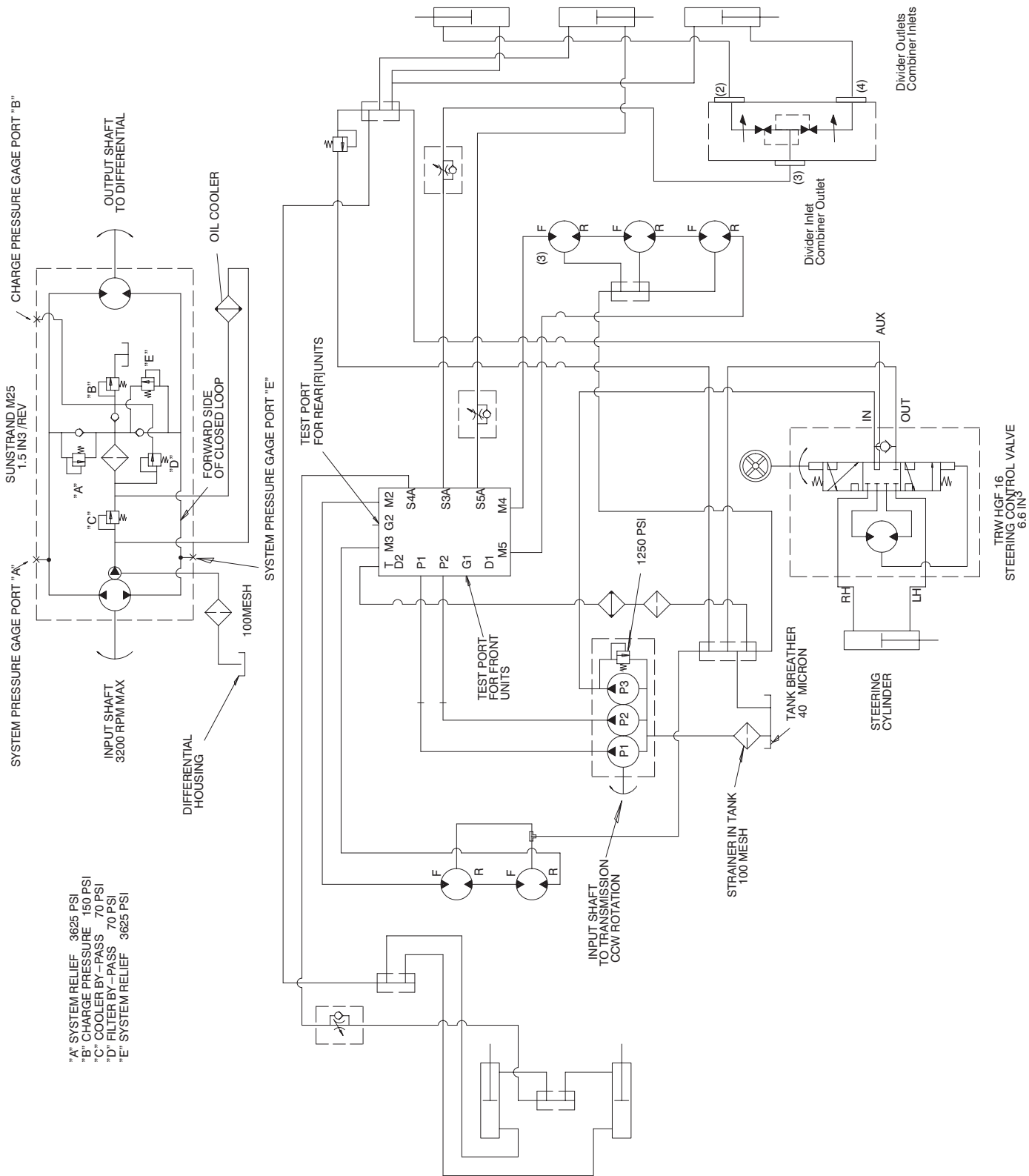
CONTROL CONSOLE ASSEMBLY (Continued)

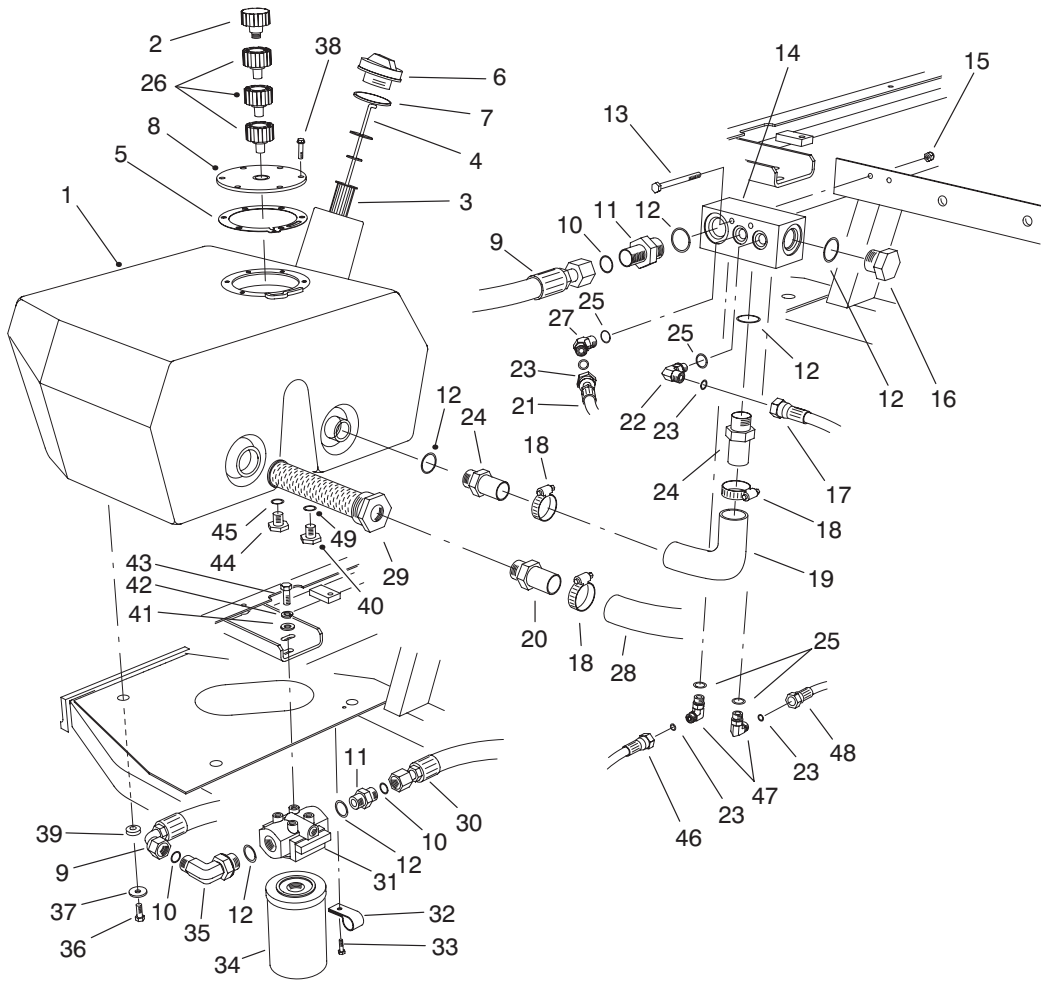
Ref. No.	Part No.	Description	No. Used	Ref. No.	Part No.	Description	No. Used
50	66-2920	Washer-Nylon	3	58	93-3625	Spring-Joystick Return	1
51		Nut-Lock	1	59	75-5780	Hinge-Cover	1
52		Washer-Lock	1	60	93-8744	Rivet	3
53	2412-126	Clamp-R	1	61	93-8053	Decal-ECU	1
54	322-5	Screw-HH	1	*70	94-6343	Decal-Wire I.D.	1
55	32128-33	Nut-Lock, Flange Hd.	3	*71	3253-19	Washer-Lock	2
56	99-8960	Asm-Main Wire Harness	1	*†	70-8570	Breaker-Circuit, 40 Amp	2
†57	85-4491	Lamp-Diagnostic (Incl. Ref. 219-19 Lamp)	1	*†	86-7560	Connector-Cover (3 Way)	3
*	219-19	Lamp-Green	1	*†	86-7550	Connector-Cover (2 Way)	2
				*†	85-4650	Connector-Loop Back	1

*Not Illustrated

†Included in main wire harness Assembly.

HYDRAULIC SCHEMATIC



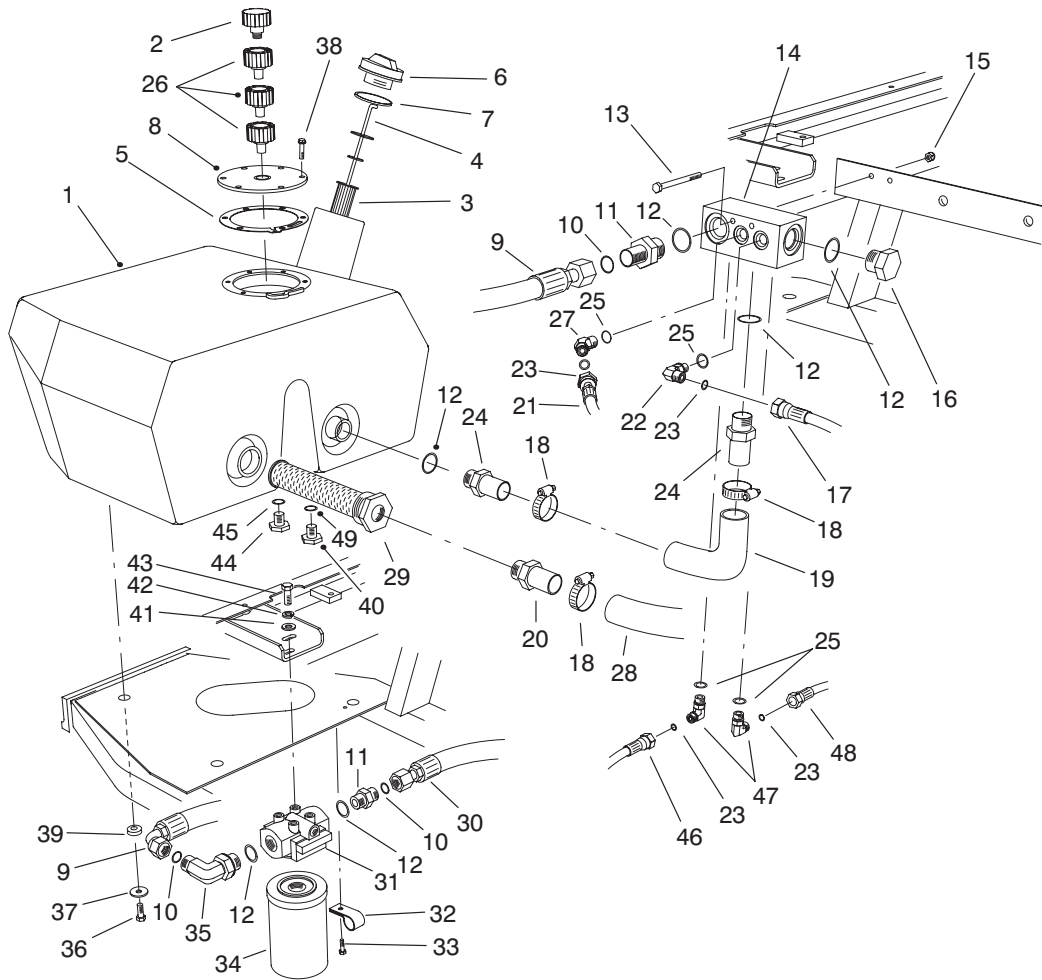


T-1048-4

HYDRAULIC RESERVOIR ASSEMBLY

Ref. No.	Part No.	Description	No. Used
1	98-3918	Reservoir-Hydraulic	1
2	68-6150	Breather-Hydraulic Tank	1
3	61-2790	Screen-Filler	1
4	94-9411	Dipstick	1
5	93-7499	Gasket-Flange	1
6	93-7498	Plug-Plastic	1
7	237-101	O-Ring	1
8	93-7588	Cover-Tank	1
9	75-6130	Hose-Hydraulic	1
10	237-65	O-Ring	5
11	340-8	Fitting-Hydraulic Straight (Incl. Ref. #10 & 12)	2
12	237-81	O-Ring	4
13	321-23	Screw-HH	2
14	92-9098	Manifold-Tank	1
15	3296-42	Nut-Lock	2
16	354-74	Fitting-Hydraulic Plug (Incl. Ref. #12)	1
17	75-6250	Hose-Hydraulic	1
18	2412-34	Clamp-Hose	3
19	75-5720	Hose-Hydraulic	1
20	353-682	Fitting-Hydraulic Straight	1
21	93-0119	Hose-Hydraulic	1
22	340-77	Fitting-Hydraulic 90° (Incl. Ref. #23 & 25)	1
23	237-22	O-Ring	6

Ref. No.	Part No.	Description	No. Used
24	99-6932	Fitting-Hydraulic Straight (Incl. Ref. #12)	2
25	237-42	O-Ring	4
26	92-8020	Adapter-Breather	3
27	340-87	Fitting-Hydraulic 45° (Incl. Ref. #25 & 23)	1
28	75-6870	Hose-Hydraulic Suction	1
29	75-0550	Strainer-Suction	1
30	93-0077	Hose-Hydraulic	1
31	75-1300	Asm-Hydraulic Filter Head	1
32	2412-93	Clamp-R	2
33	32144-10	Screw-HWH	2
34	75-1310	Element-Hydraulic Filter	1
35	340-139	Fitting-Hydraulic 90° (Incl. Ref. #10 & 12)	1
36	33105-025	Screw-HH	3
37	63-8410	Washer-Flat	3
38	33104-020	Screw-HFH	6
39	240-11	Grommet	3
40	353-508	Plug-Hydraulic	1
41	3256-24	Washer-Flat	2
42	3253-21	Washer-Lock	2
43	323-4	Screw-HH	2
44	353-550	Plug-Drain (Incl. Ref. #45)	1
45	237-79	O-Ring	1

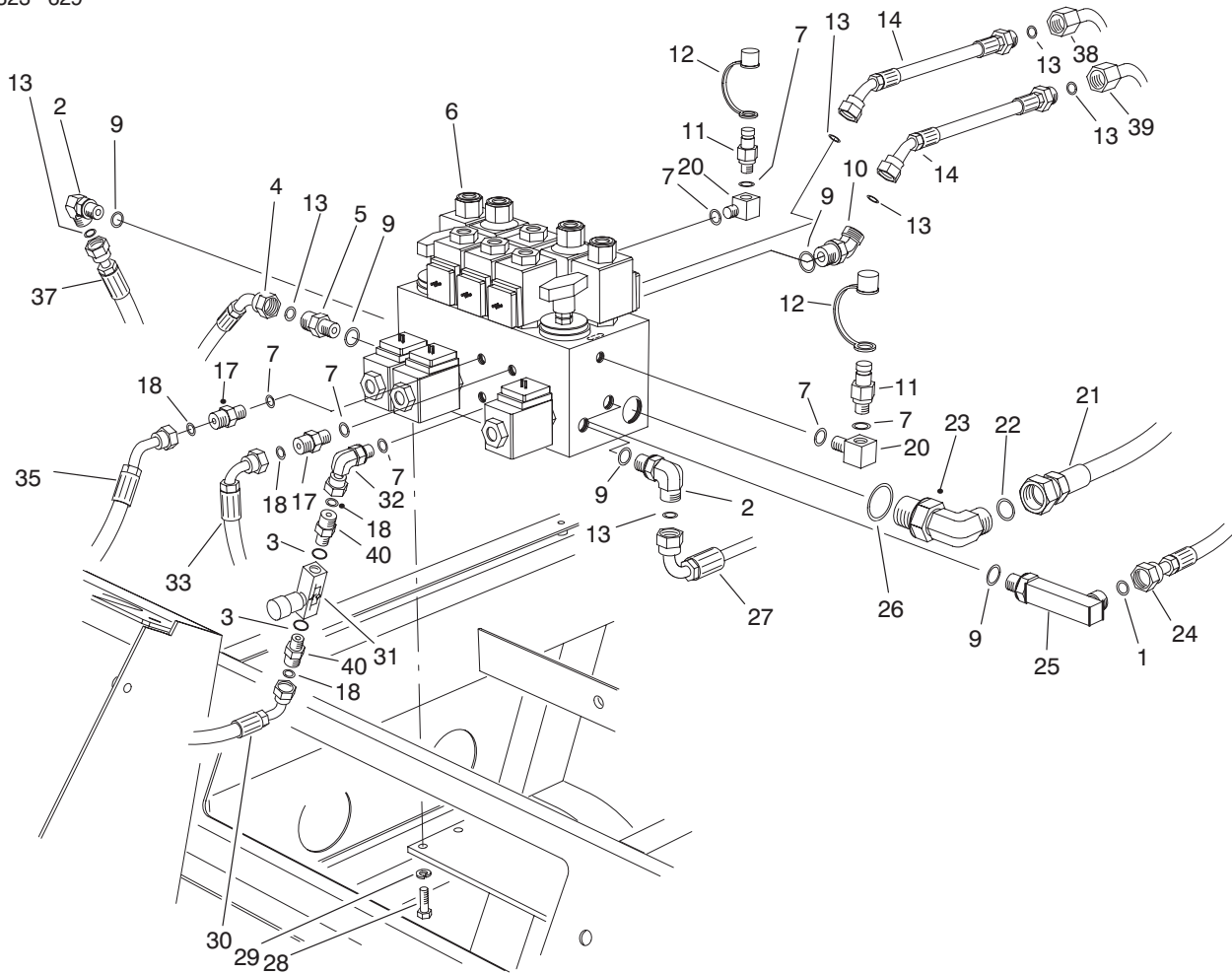


T-1048-4

HYDRAULIC RESERVOIR ASSEMBLY (Continued)

Ref. No.	Part No.	Description	No. Used
46	92-9096	Asm-Hose	1
47	340-82	Fitting-Hydraulic 90° (Incl. Ref. #23 & 25)	2

Ref. No.	Part No.	Description	No. Used
48	94-4916	Hose Asm-Drain	1
49	237-42	O-Ring	1

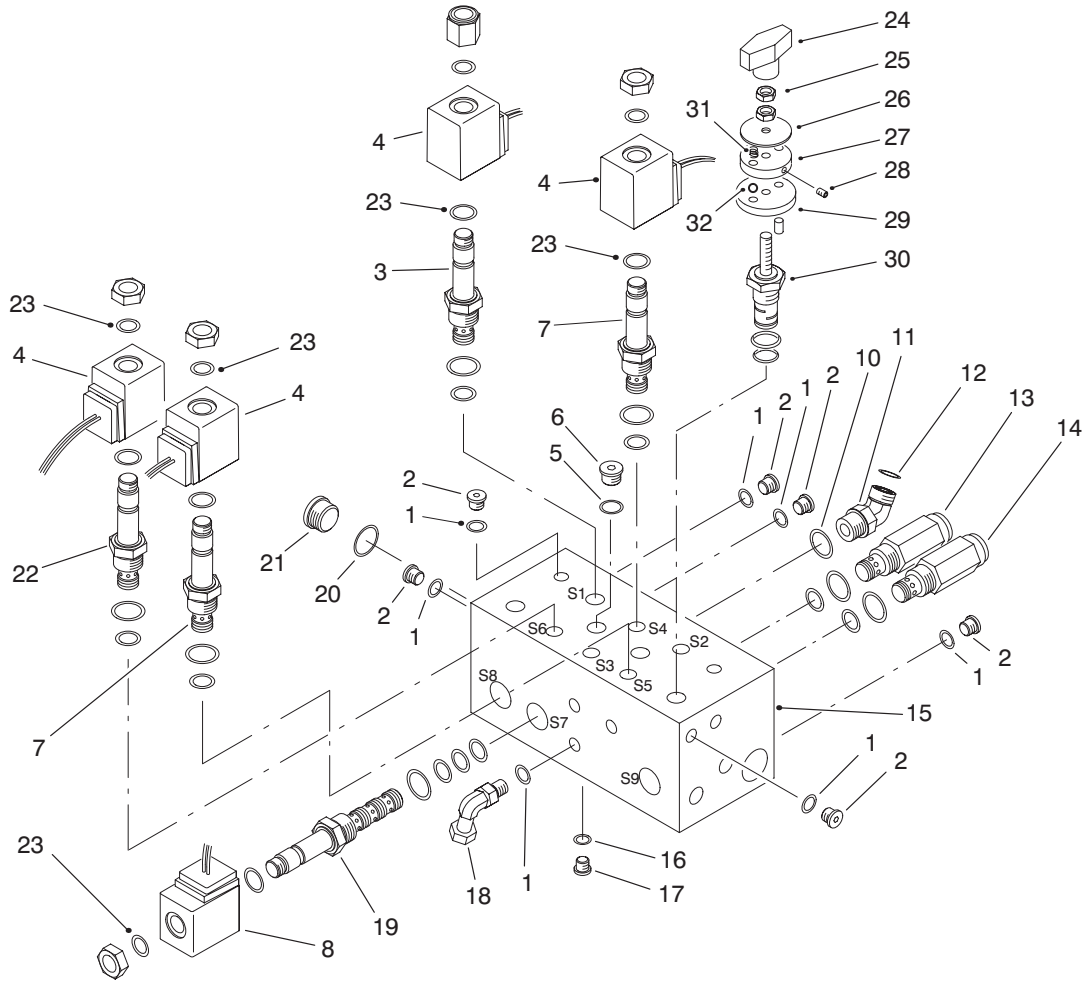


T-1094-5

HYDRAULIC CONTROL MANIFOLD ASSEMBLY

Ref. No.	Part No.	Description	No. Used
1	237-22	O-Ring	1
2	340-98	Fitting-Hydraulic 90° (Incl. Ref. #9 & 13)	2
3	237-42	O-Ring	2
4	98-4586	Asm-Hose, Pressure #5	1
5	340-4	Fitting-Hydraulic Straight (Incl. Ref. #9 & 13)	1
6	98-4579	Asm-Control Manifold (Incl. Ref. #32)	1
7	237-78	O-Ring	6
9	237-79	O-Ring	6
10	340-101	Fitting-Hydraulic 45° (Incl. Ref. #9 & 13)	2
11	354-77	Fitting-Test Port (Incl. Ref. #7)	2
12	354-79	Cap-Test Port	2
13	237-30	O-Ring	7
14	86-9190	Hose-Hydraulic	2
17	340-92	Fitting-Hydraulic Straight (Incl. Ref. #7 & 18)	2
18	237-21	O-Ring	4
20	75-6640	Fitting-Hydraulic 90° (Incl. Ref. #7)	2

Ref. No.	Part No.	Description	No. Used
21	93-0078	Hose-Hydraulic	1
22	237-65	O-Ring	1
23	340-139	Fitting-Hydraulic 90° (Incl. Ref. #22 & 26)	1
24	98-9348	Asm-Hose, Pressure #2	1
25	98-9781	Fitting-Hydraulic 90° (Incl. Ref. #1 & 9)	1
26	237-81	O-Ring	1
27	98-9347	Asm-Hose, Pressure #3	1
28	322-3	Screw-HH	4
29	3253-4	Washer-Lock	4
30	75-5900	Hose-Hydraulic	1
31	98-9742	Valve-Flow Control	1
32	340-143	Fitting-Hydraulic 90° (Incl. Ref. #7)	1
33	93-0118	Hose-Hydraulic	1
35	99-5643	Hose-Hydraulic	1
37	99-5638	Asm-Hose, Pressure #4	1
38	93-3642	Tube-Hydraulic	1
39	93-3643	Tube-Hydraulic	1
40	340-1	Fitting-Hydraulic Straight (Incl. Ref. #3 & 18)	2



T-1503-3

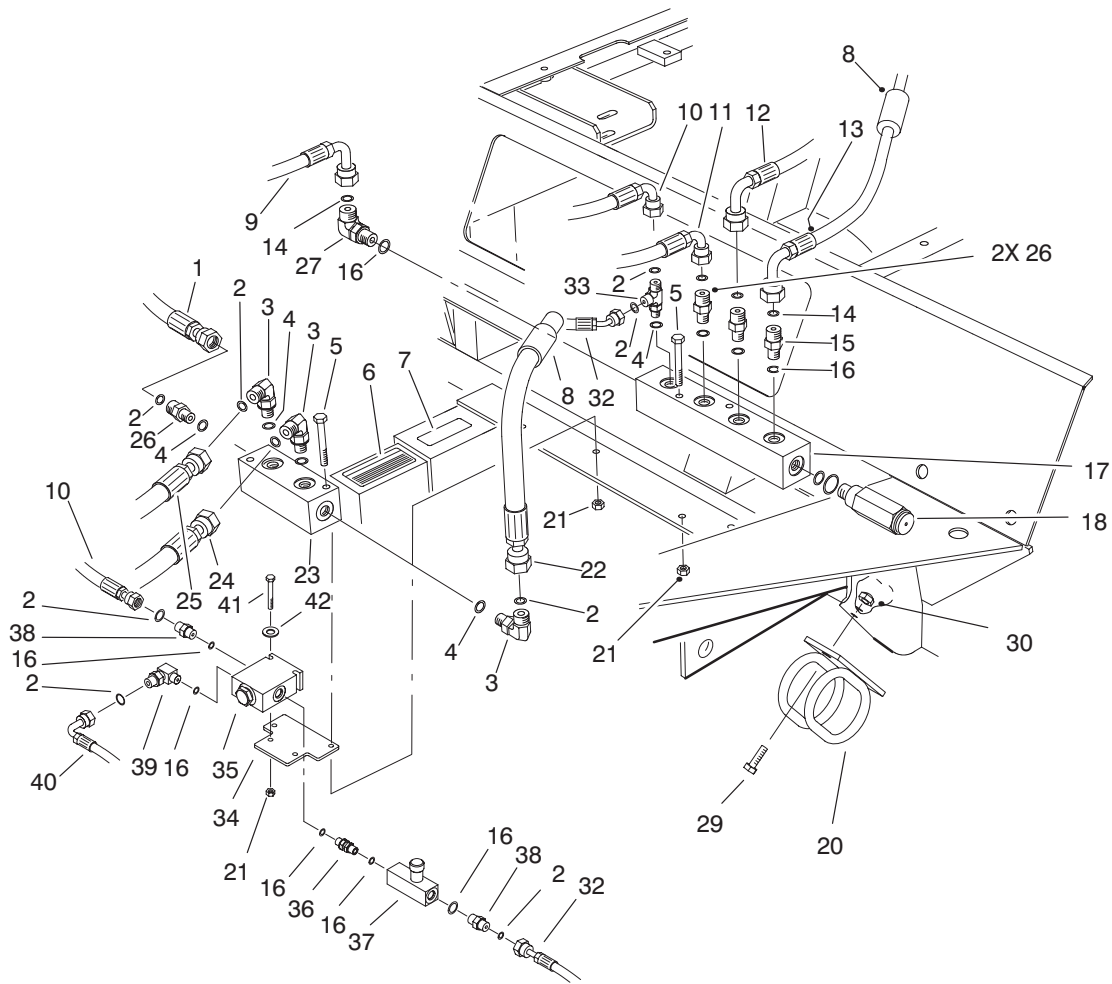
CONTROL MANIFOLD ASSEMBLY

Ref. No.	Part No.	Description	No. Used
1	237-78	O-Ring	12
2	353-990	Plug (Incl. Ref. #1)	11
3	88-7020	Cartridge-N.O. S1, S2 (Use Seal Kit #95-5645)	2
4	88-9190	Solenoid-20 Watt	6
5	237-42	O-Ring	2
6	353-989	Plug (Incl. Ref. #5)	2
7	94-2685	Cartridge-N.C. S3, S4, S5 (Use Seal Kit #95-5645)	3
8	88-9200	Solenoid-28 Watt	3
10	237-79	O-Ring	1
11	340-101	Fitting-Hydraulic 45° (Incl. Ref. #10 & 12)	1
12	237-30	O-Ring	1
13	75-0920	Cartridge-Relief 3000 psi (Use Seal Kit #95-5645)	1
14	75-2010	Cartridge-Relief 2000 psi (Use Seal Kit #95-5645)	1
†15		Body-Manifold	1
16	237-156	O-Ring	2
17	353-991	Plug (Incl. Ref. #16)	2

Ref. No.	Part No.	Description	No. Used
18	340-143	Fitting-Hydraulic 90° (Incl. Ref. #1)	1
19	88-6960	Cartridge-4W/2P S7, S8, S9 (Use Seal Kit #95-5642)	3
20	237-80	O-Ring	1
21	354-70	Plug (Incl. Ref. #20)	1
22	92-6315	Cartridge-N.C. S6 (Use Seal Kit #95-5645)	1
23	94-5438	Seal-Solenoid	10
24	94-5020	Knob	2
25	75-6770	Nut-Jam	4
26		Plate-Indicator	2
27	75-6730	Plate-Detent	2
28		Screw-Set	2
29	75-6720	Plate-Locating	2
30	98-9779	Rotary Cartridge Kit (Use Seal Kit #95-5645)	2
31	94-5027	Spring-Detent	2
32		Ball-Detent	2
*	82-8520	Detent Assembly Kit (Incl. Ref. #24-29, 31 & 32)	2
*	95-5645	Kit-Seal	10
*	95-5642	Kit-Seal	3

*Not Illustrated

†Not Serviceable Separately

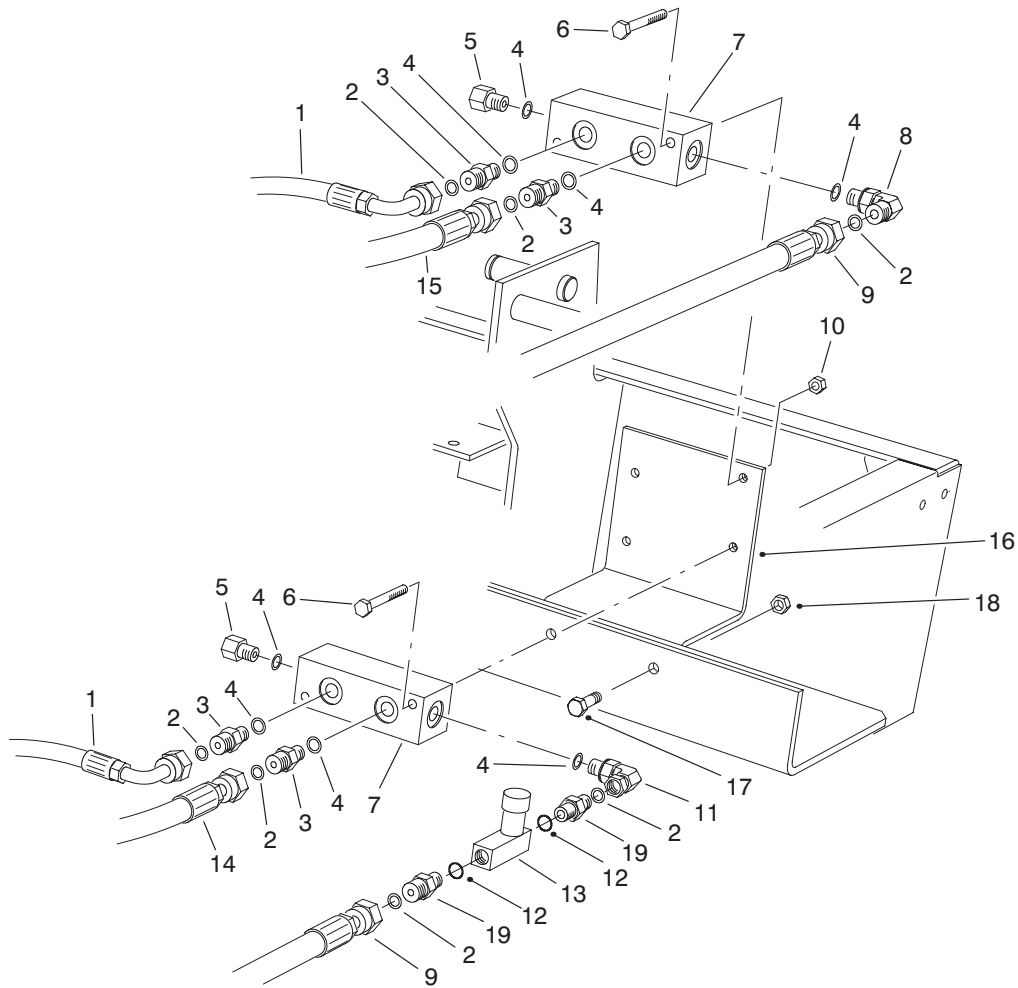


T-3376

FRONT HYDRAULIC MANIFOLDS

Ref. No.	Part No.	Description	No. Used
1	98-4584	Asm-Hose, Drain	1
2	237-21	O-Ring	7
3	340-132	Fitting-Hydraulic 90° (Incl. Ref. #2 & 4)	3
4	237-78	O-Ring	7
5	321-18	Screw-HH	4
6	93-6693	Decal-Floor Plate	1
7	93-6686	Decal-Oil	1
8	38-3400	Guard-Rubber	2
9	75-5940	Hose-Hydraulic	1
10	99-5641	Hose-Hydraulic	1
11	75-5910	Hose-Hydraulic	1
12	93-0118	Hose-Hydraulic	1
13	93-0119	Hose-Hydraulic	1
14	237-22	O-Ring	2
15	340-2	Fitting-Hydraulic Straight (Incl. Ref. #14 & 16)	2
16	237-42	O-Ring	2
17	93-0139	Manifold-Hydraulic	1
18	93-0143	Cartridge-Relief 250 psi (Use Seal Kit #75-2080)	1
20	99-5621	Guide-Hose	4

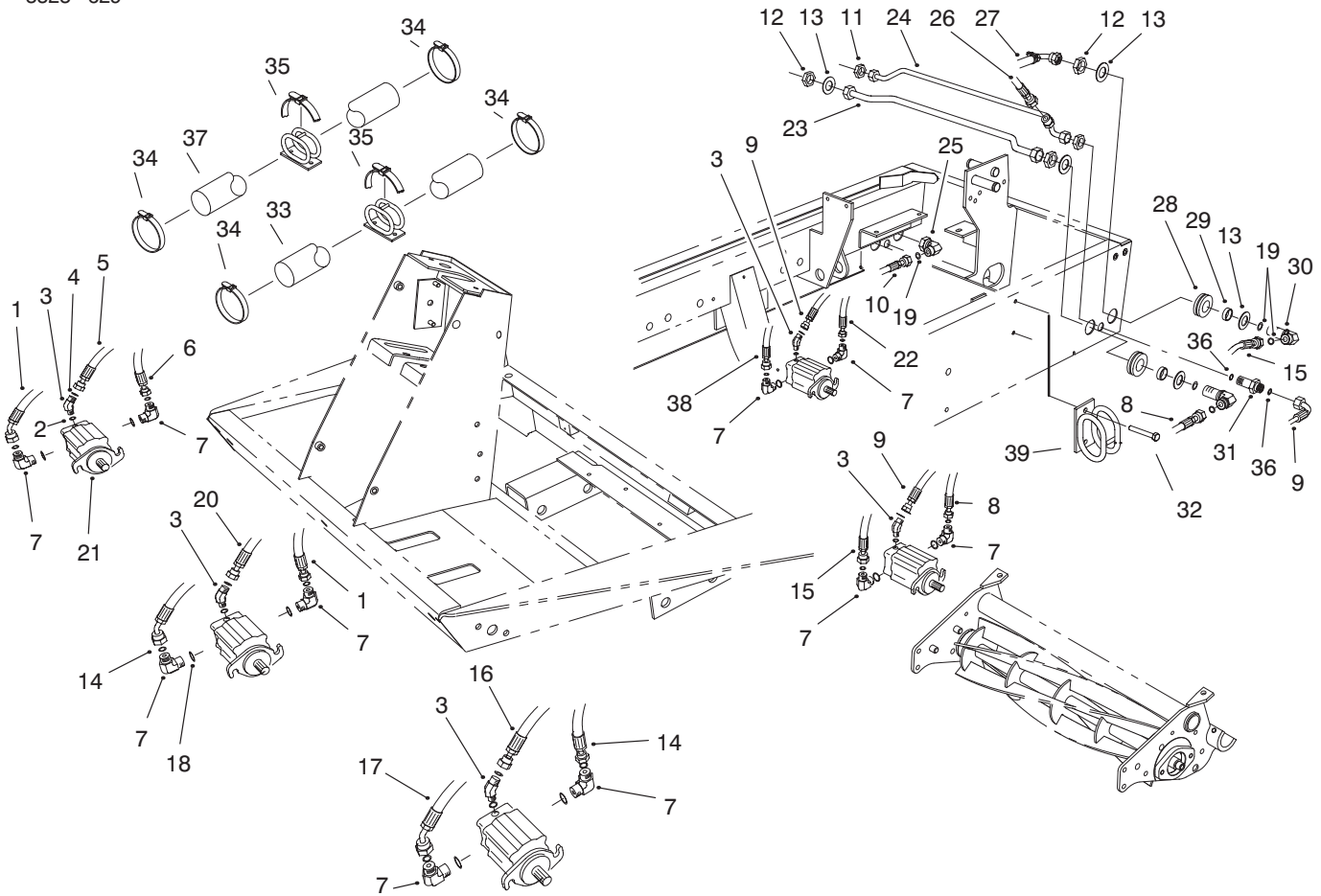
Ref. No.	Part No.	Description	No. Used
21	3296-42	Nut-Lock	6
22	92-9096	Hose-Hydraulic	1
23	75-1180	Manifold-Hydraulic	1
24	98-4587	Asm-Hose, Drain #4	1
25	98-4590	Asm-Hose, Drain #1	1
26	340-92	Fitting-Hydraulic Straight (Incl. Ref. #2 & 4)	3
27	340-77	Fitting-Hydraulic 90° (Incl. Ref. #14 & 16)	1
29	322-5	Screw-HH	4
30	3296-29	Nut-Lock	4
32	99-5643	Hose ASM	2
33	340-140	Fitting-Hydraulic (Incl. Ref. #2 & 4)	1
34	99-5640	Plate-Mount	1
35	99-6998	Flow Divider	1
36	99-5644	Fitting-SAE	1
37	98-9742	Valve-Flow Control	1
38	340-1	Fitting-Hydraulic	2
38	340-82	Adapter	1
40	99-5642	Hose-Hydraulic	1



T-1095-4

REAR HYDRAULIC MANIFOLDS

Ref. No.	Part No.	Description	No. Used	Ref. No.	Part No.	Description	No. Used
1	75-6180	Hose-Hydraulic	2	10	32128-33	Nut-Lock	4
2	237-21	O-Ring	7	11	340-143	Fitting-Hydraulic 90° (Incl. Ref. #4)	1
3	340-92	Fitting-Hydraulic Straight (Incl. Ref. #2 & 4)	4	12	237-42	O-Ring	2
4	237-78	O-Ring	8	13	98-9742	Valve-Flow Control	1
5	353-512	Fitting-Hydraulic Plug (Incl. Ref. #4)	2	14	75-6080	Hose-Hydraulic	1
6	321-11	Screw-HH	4	15	75-6070	Hose-Hydraulic	1
7	75-1180	Manifold	2	16	94-4920	Plate-Mounting Valve	1
8	340-132	Fitting-Hydraulic 90° (Incl. Ref. #2 & 4)	1	17	322-5	Screw-HH	2
9	93-0118	Hose-Hydraulic	2	18	32128-20	Nut-Flange Lock	2
				19	340-1	Fitting-Hydraulic Straight (Incl. Ref. #2 & 12)	2



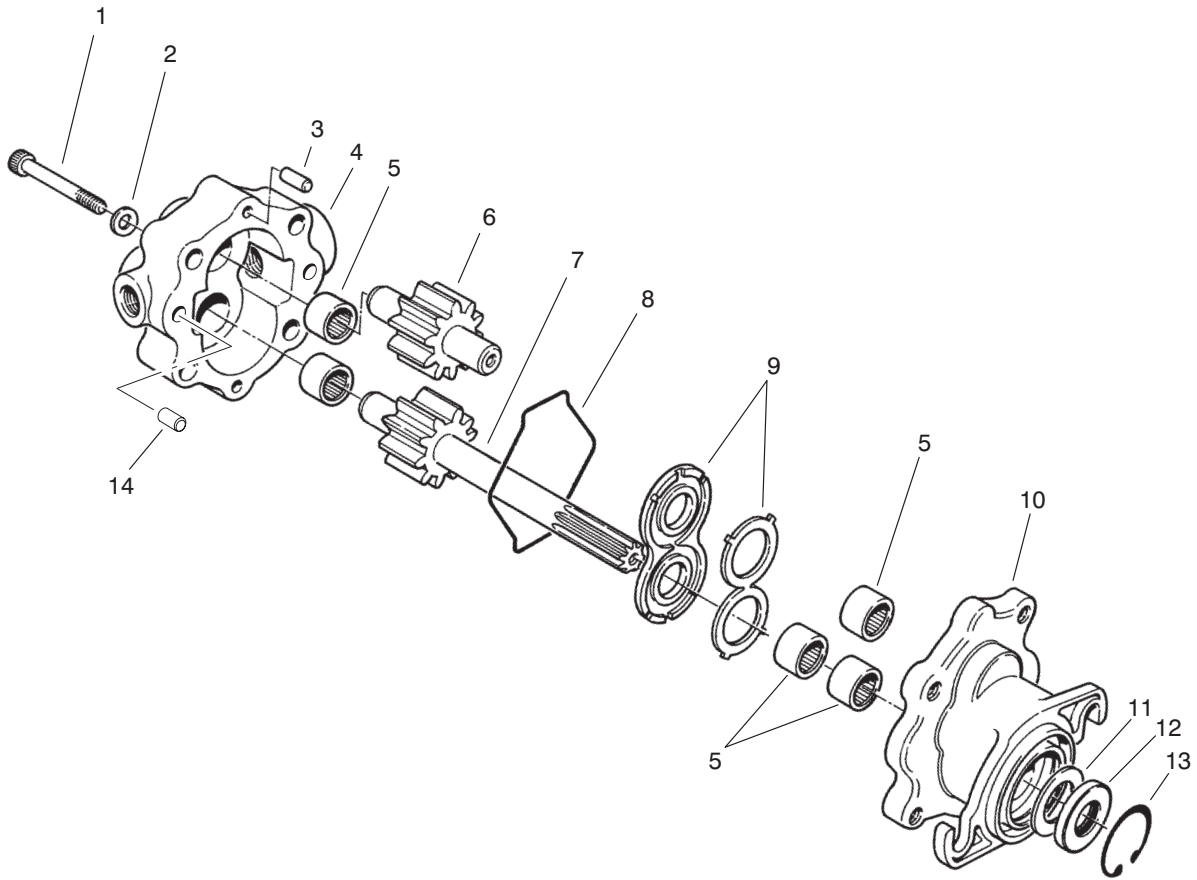
T-3380

CUTTING UNIT HYDRAULIC COMPONENTS

Ref. No.	Part No.	Description	No. Used
1	99-5633	Asm-Hose, Pressure #1, 5	1
2	237-78	O-Ring	5
3	340-103	Fitting-Hydraulic 45° (Incl. Ref. #2 & 4)	5
4	237-21	O-Ring	5
5	98-4584	Asm-Hose, Drain #5	1
6	99-5639	Asm-Hose, Pressure #5	1
7	340-98	Fitting-Hydraulic 90° (Incl. Ref. #18 & 19)	10
8	99-5635	Asm-Hose, Pressure #2	1
9	98-4583	Asm-Hose, Drain #2, 3	2
10	98-9347	Asm-Hose, Pressure #3	1
11	340-70	Nut-Bulkhead	2
12	340-127	Nut-Bulkhead	4
13	69-8930	Washer-Flat	8
14	99-5632	Asm-Hose, Pressure #1, 4	1
15	99-5634	Asm-Hose, Pressure #2	1
16	98-4587	Asm-Hose, Drain #4	1
17	99-5638	Asm-Hose, Pressure #4	1
18	237-79	O-Ring	10
19	237-30	O-Ring	19
20	98-4590	Asm-Hose, Drain #1	1
21	93-1375	Motor-Hydraulic	5

Ref. No.	Part No.	Description	No. Used
22	99-5637	Asm-Hose, Hydraulic	1
23	94-4918	Asm-Tube, Pressure #2, 3	1
24	94-4917	Asm-Tube, Drain #2, 3	1
25	94-6031	Fitting-Hydraulic (Incl. Ref. #19)	1
26	94-4916	Asm-Hose, Drain, Return	1
27	98-9348	Asm-Hose, Pressure #2	1
28	240-5	Grommet-Rubber	4
29	69-8960	Spacer	4
30	93-9151	Fitting-Hydraulic (Incl. Ref. #19)	4
31	340-71	Fitting-Hydraulic (Incl. Ref. #36)	2
32	32104-32	Screw-HSH	4
33	99-5617	Sleeve-Protective	1
34	3290-378	Tie-Cable	14
35	3334-945	Tie-Cable	2
36	237-22	O-Ring	4
37	99-5648	Sleeve-Protective	4
38	99-5636	Asm-Hose, Hydraulic	1
39	99-5621	Guide-Hose	2

*Not Illustrated

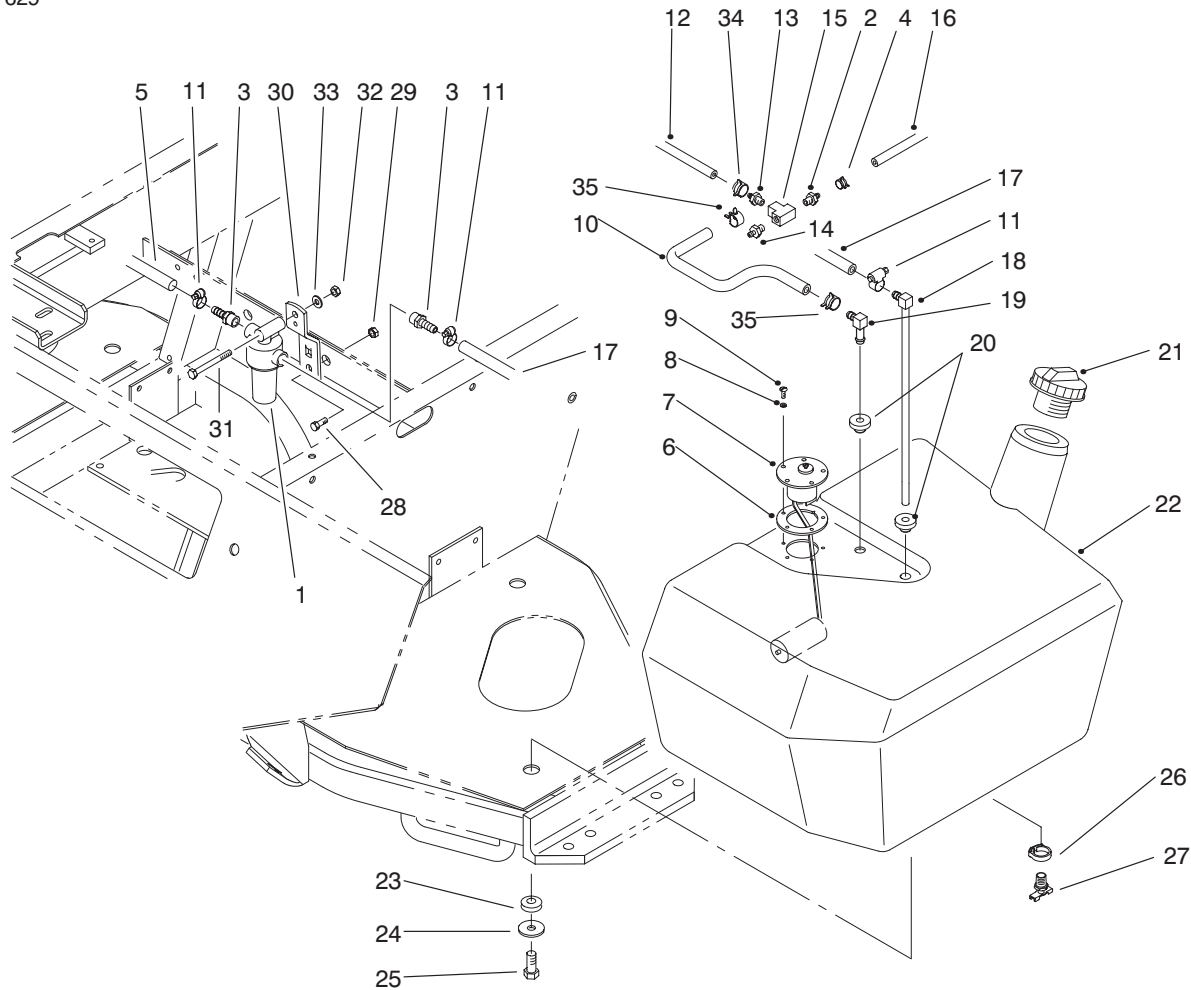


T-1872-1

REEL MOTOR ASSEMBLY NO. 93-1375

Ref. No.	Part No.	Description	No. Used	Ref. No.	Part No.	Description	No. Used
1	354-50	Screw-HSH	4	9	74-3810	Asm-Load Plate	1
2	354-51	Washer	4	10	92-8795	Asm-Body (Incl. Ref. #5)	1
3	353-599	Pin-Dowel	2	†11		Spacer	1
4	93-3614	Asm-Cover (Incl. Ref. #5)	1	†12		Seal-Shaft	1
†5		Bearing-Needle	5	13	32151-41	Ring-Retaining	1
6	93-3616	Asm-Idler Gear	1	14	92-8796	Pin-Dowel	2
7	93-3615	Asm-Drive Shaft	1	*	92-8863	Kit-Repair (Incl. Ref. #8, & 11-13)	1
8	354-46	Ring-Seal	1				

*Not Illustrated



T-2898-1

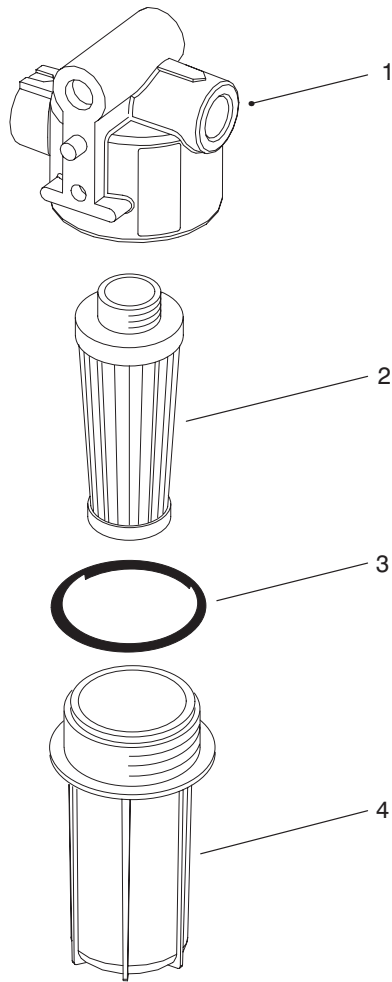
FUEL TANK ASSEMBLY

Ref. No.	Part No.	Description	No. Used
1	99-8351	Filter-Fuel	1
2	304-73	Fitting-Barbed	1
3	353-783	Fitting-Fuel	1
4	2412-98	Clamp-Hose	1
5	63-7610	Hose-Fuel	1
6	62-7650	Gasket-Sending Unit	1
7	63-7640	Unit-Sending	1
8	3253-15	Washer-Lock	5
9	32122-24	Screw-Round Hd.	5
10	93-2042	Hose-Fuel	1
11	2412-108	Clamp-Hose	4
12	75-4700	Hose-Fuel	1
13	354-22	Fitting-Fuel, Straight	1
14	354-21	Fitting-Fuel Straight	1
15	354-20	Fitting-Fuel Tee	1
16	98-9338	Hose-Fuel	1
17	95-4276	Hose-Fuel	1
18	66-8121	Standpipe-Elbow 90°	1

Ref. No.	Part No.	Description	No. Used
19	46-6550	Connector-Fuel, Elbow 90°	1
20	46-6560	Grommet	2
21	93-3102	Cap-Fuel Tank	1
22	94-3510	Asm-Fuel Tank (Incl. Ref. #26-27)	1
23	240-11	Grommet	3
24	63-8410	Washer-Flat	3
25	33103-025	Screw-HHF	3
26	2412-36	Clamp-Drain	1
27	304-46	Fitting-Drain	1
28	322-4	Screw-HH	1
29	3296-29	Nut-Lock	1
30	98-9748	Support-Bracket, Filter	1
31	321-8	Screw-HH	1
32	3296-42	Nut-Lock	1
33	3256-22	Washer-Flat	1
34	2412-146	Clamp-Spring	2
35	92-2379	Clamp	2

*Not Illustrated

†Not Serviced Separately

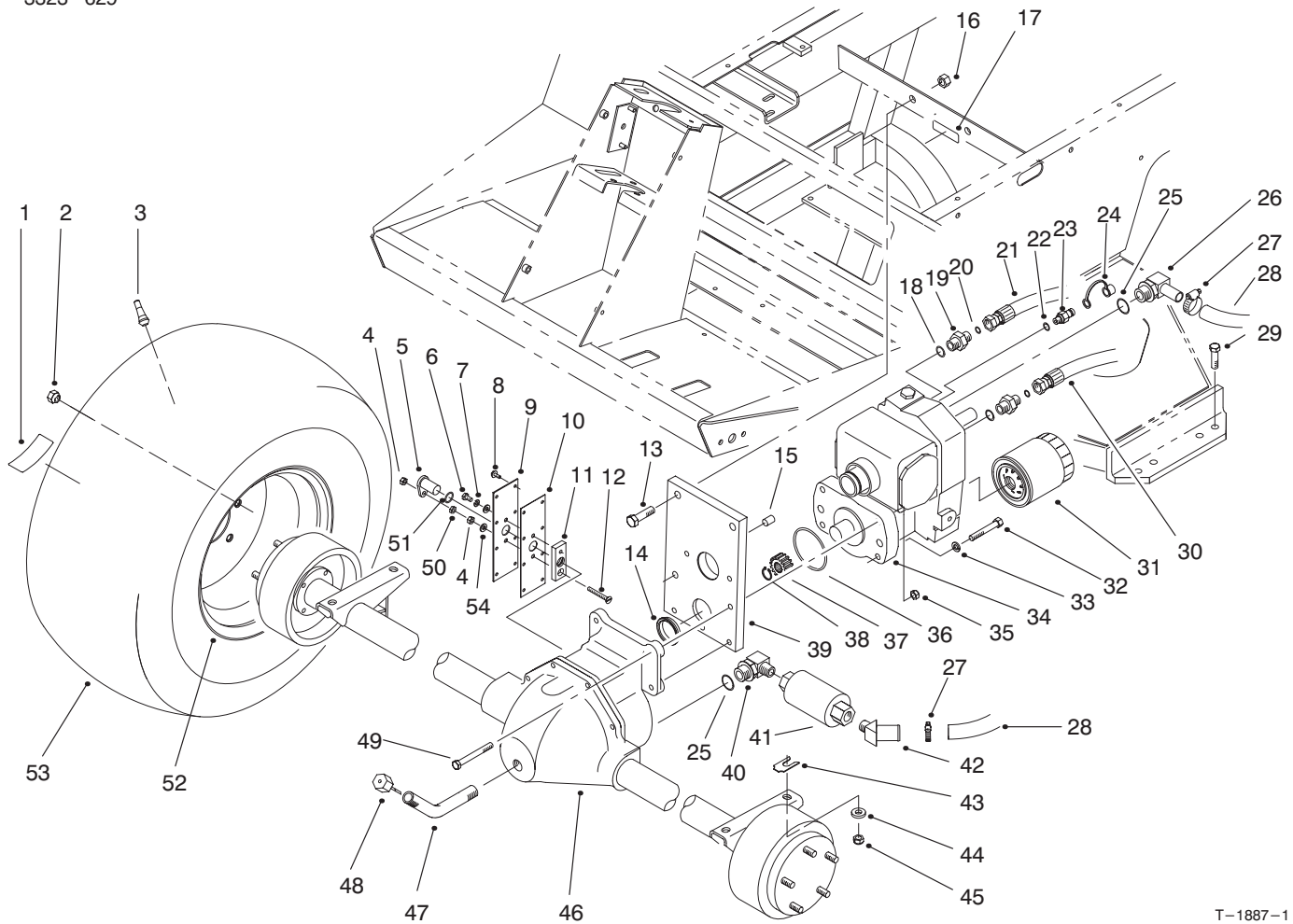


T-3100

FUEL FILTER ASSEMBLY

Ref. No.	Part No.	Description	No. Used
1	99-8356	Kit-Head, W/Label	1
2	99-8358	Kit-Element (Incl. Ref. #3)	1

Ref. No.	Part No.	Description	No. Used
3	99-8359	O-Ring	1
4	99-8357	Kit-Bowel (Incl. Ref. #3)	1

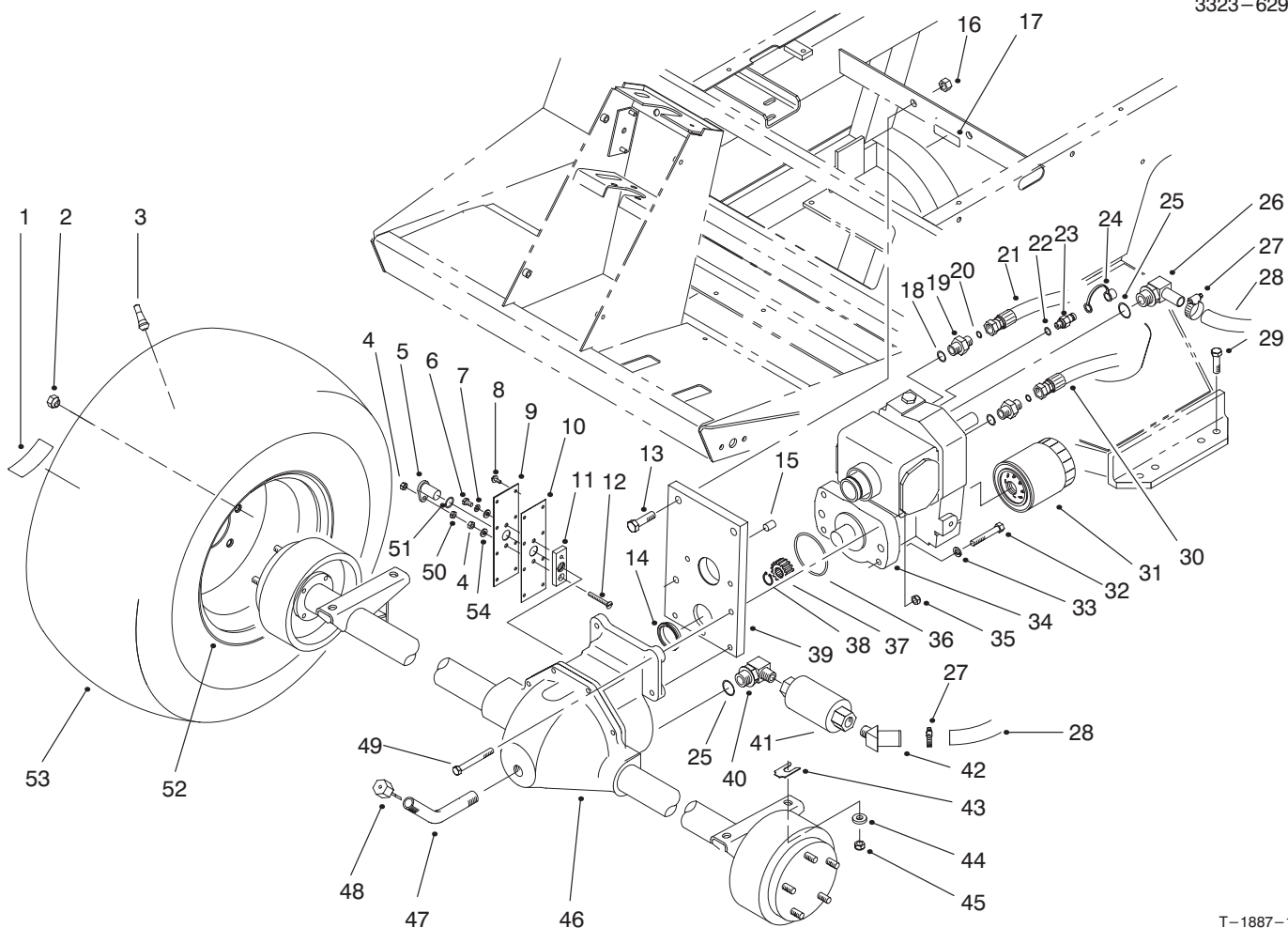


T-1887-1

FRONT AXLE & TRANSMISSION ASSEMBLY

Ref. No.	Part No.	Description	No. Used
1	76-8730	Decal-Bolt Torque	2
2	23-7270	Nut-Lug	10
3	232-27	Stem-Valve	2
4	3296-56	Nut-Lock	2
5	85-4350	Sensor-Gear Tooth	1
6	321-2	Screw-HH	1
7	3253-3	Washer-Lock	1
8	32144-112	Screw-HH	8
9	85-4330	Cover-Gear	1
10	92-5797	Gasket-Axle	1
11	85-4340	Plate-Sensor Mounting	1
12	32108-9	Screw-Machine	1
13	325-7	Screw-HH	2
14	75-3110	Collar-Transmission	1
15	92-4808	Sleeve-Trans. Pilot	1
16	3296-23	Nut-Lock	2
17	93-6691	Decal-Bolt	1
18	237-79	O-Ring	2
19	340-3	Fitting-Hydraulic, Straight (Incl. Ref. #18 & 20)	2
20	237-22	O-Ring	2
21	93-0076	Hose-Hydraulic	1
22	237-78	O-Ring	1
23	354-77	Fitting-Hydraulic Test Port (Incl. Ref. #22)	1
24	354-79	Cap-Test Port	1

Ref. No.	Part No.	Description	No. Used
25	237-81	O-Ring	2
26	75-4720	Fitting-Hydraulic 90° (Incl. Ref. #25)	1
27	2412-129	Clamp-Hose	2
28	75-6350	Hose	1
29	324-7	Screw-HH	4
30	93-0075	Hose-Hydraulic	1
31	75-1330	Filter-Oil	1
32	323-12	Screw-HH	2
33	3253-21	Washer-Lock	2
34	75-0012	Asm-Transmission	1
35	3296-39	Nut-Lock	2
36	237-161	O-Ring	1
37	86-7220	Gear-Pinion	1
38	32151-62	Ring-Retaining	1
39	92-4846	Asm-Trans. Support (Incl. Ref. #14 & 15)	1
40	354-75	Fitting-Hydraulic 90° (Incl. Ref. #25)	1
41	75-6340	Strainer-In-Line	1
42	354-72	Fitting-Hydraulic 45°	1
43	42-6080	Shim-Axle	A/R
44	66-6480	Washer-Flat	4
45	3296-48	Nut-Lock	4
46	94-6933	Asm-Front Axle	1
47	75-6850	Tube-Oil Fill	1

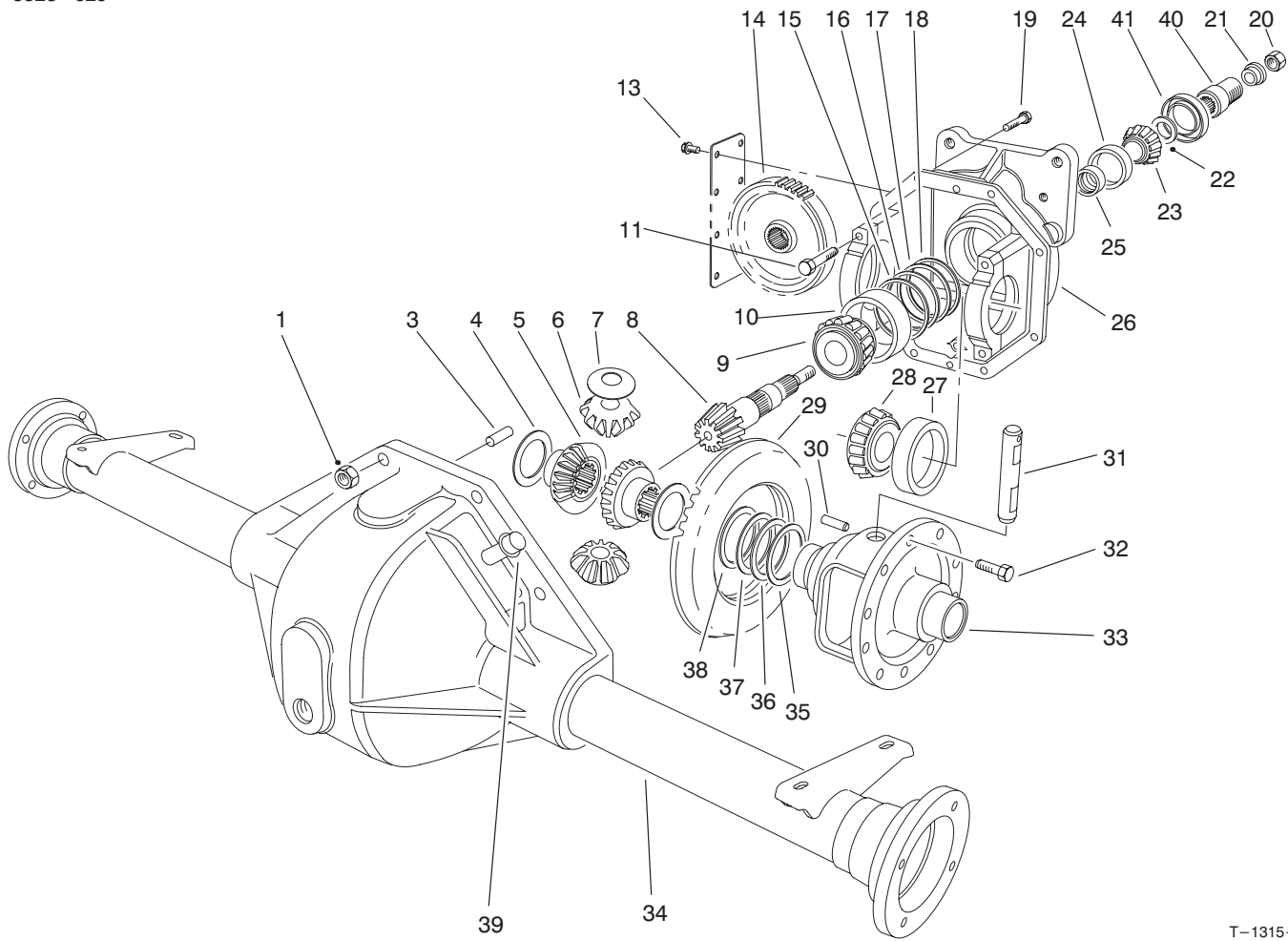


T-1887-1

FRONT AXLE & TRANSMISSION ASSEMBLY (Continued)

Ref. No.	Part No.	Description	No. Used
48	27-3710	Dipstick-Axle	1
49	323-20	Screw-HH	2
50	3218-1	Nut-Jam	1
51	237-181	O-Ring	1

Ref. No.	Part No.	Description	No. Used
52	217-120	Rim	2
53	231-134	Tire	2
54	3256-22	Washer-Flat	2



T-1315-1

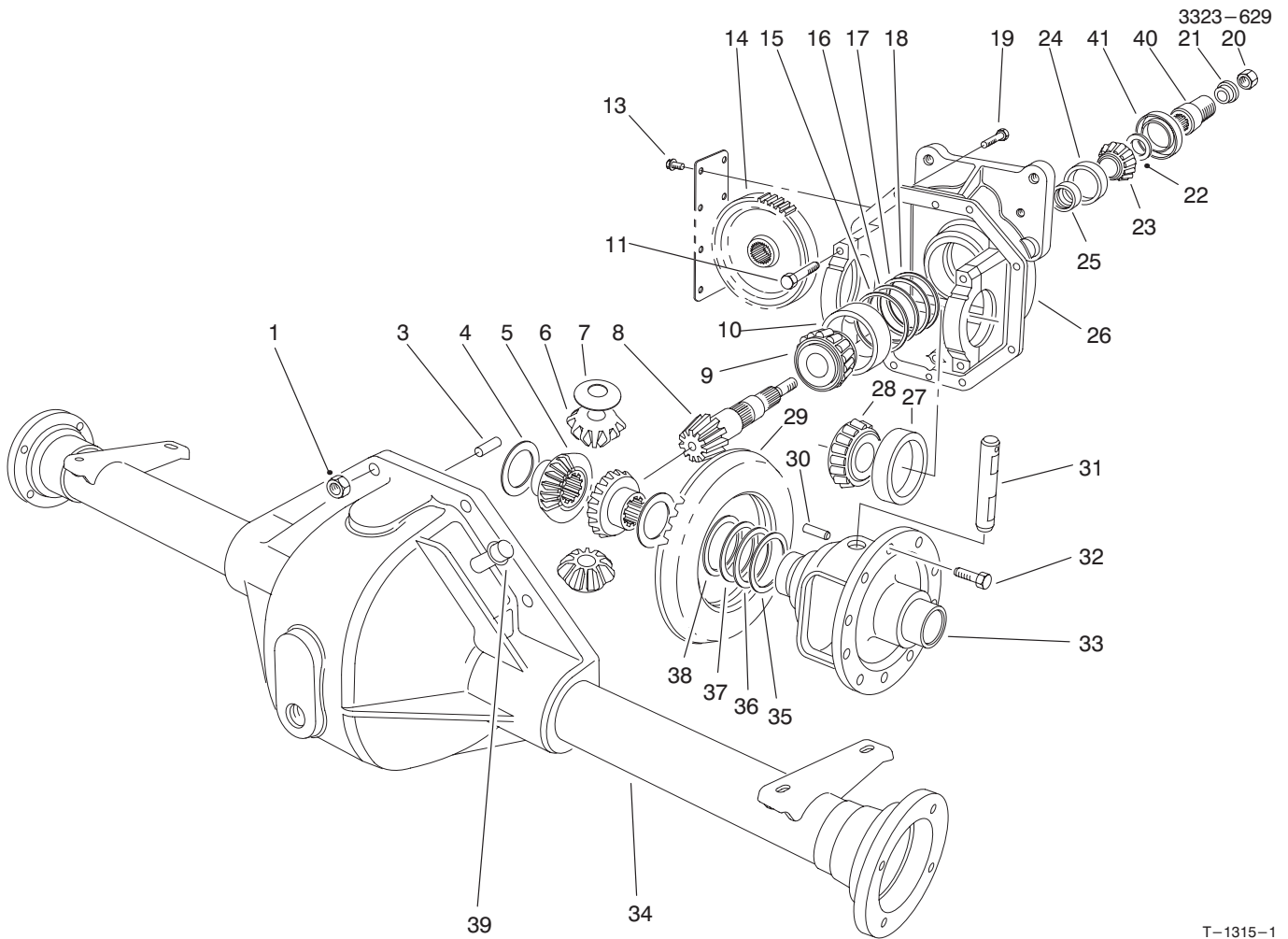
FRONT AXLE ASSEMBLY NO. 94-6933

Ref. No.	Part No.	Description	No. Used
1	32144-5	Nut	8
3	21-8270	Pin-Dowel	2
4	21-7720	Washer-Thrust	2
5	24-8790	Gear-Bevel, Differential	2
6	21-7690	Gear-Pinion	2
7	21-7730	Washer-Thrust	2
†8		Pinion-Drive	1
9	43-6760	Cone-Bearing, tapered	1
10	43-6750	Cup-Bearing, Tapered	1
11	92-1773	Screw-HH	4
13	32144-112	Screw-Thread Forming	8
14	86-7230	Gear-Spur	1
15	43-6710	Diff. Adjust. Shim .003	A/R
16	43-6711	Diff. Adjust. Shim .005	A/R
17	43-6712	Diff. Adjust. Shim .010	A/R
18	43-6713	Diff. Adjust. Shim .030	A/R
19	3210-8	Screw-HH	8
20	71-4350	Nut	1
21	83-5130	Spacer-Pinion	1
22	72-3570	Shim .094-Diff. Adjust.	A/R
*	72-3571	Shim .096-Diff. Adjust.	A/R
*	72-3572	Shim .098-Diff. Adjust.	A/R
22	72-3573	Shim .100-Diff. Adjust.	A/R

Ref. No.	Part No.	Description	No. Used
*	72-3574	Shim .102-Diff. Adjust.	A/R
*	72-3575	Shim .104-Diff. Adjust.	A/R
*	72-3576	Shim .106-Diff. Adjust.	A/R
*	72-3577	Shim .108-Diff. Adjust.	A/R
*	72-3578	Shim .110-Diff. Adjust.	A/R
*	72-3580	Shim .112-Diff. Adjust.	A/R
*	72-3581	Shim .114-Diff. Adjust.	A/R
*	72-3582	Shim .116-Diff. Adjust.	A/R
*	72-3583	Shim .118-Diff. Adjust.	A/R
*	72-3584	Shim .120-Diff. Adjust.	A/R
*	72-3585	Shim .125-Diff. Adjust.	A/R
*	72-3586	Shim .127-Diff. Adjust.	A/R
*	72-3587	Shim .129-Diff. Adjust.	A/R
*	72-3588	Shim .131-Diff. Adjust.	A/R
*	72-3590	Shim .133-Diff. Adjust.	A/R
*	72-3591	Shim .135-Diff. Adjust.	A/R
*	72-3592	Shim .137-Diff. Adjust.	A/R
*	72-3593	Shim .139-Diff. Adjust.	A/R
*	72-3594	Shim .141-Diff. Adjust.	A/R
*	72-3595	Shim .143-Diff. Adjust.	A/R
*	72-3596	Shim .145-Diff. Adjust.	A/R
*	72-3597	Shim .147-Diff. Adjust.	A/R
*	72-3598	Shim .149-Diff. Adjust.	A/R

*Not Illustrated

†Not Serviced Separately



T-1315-1

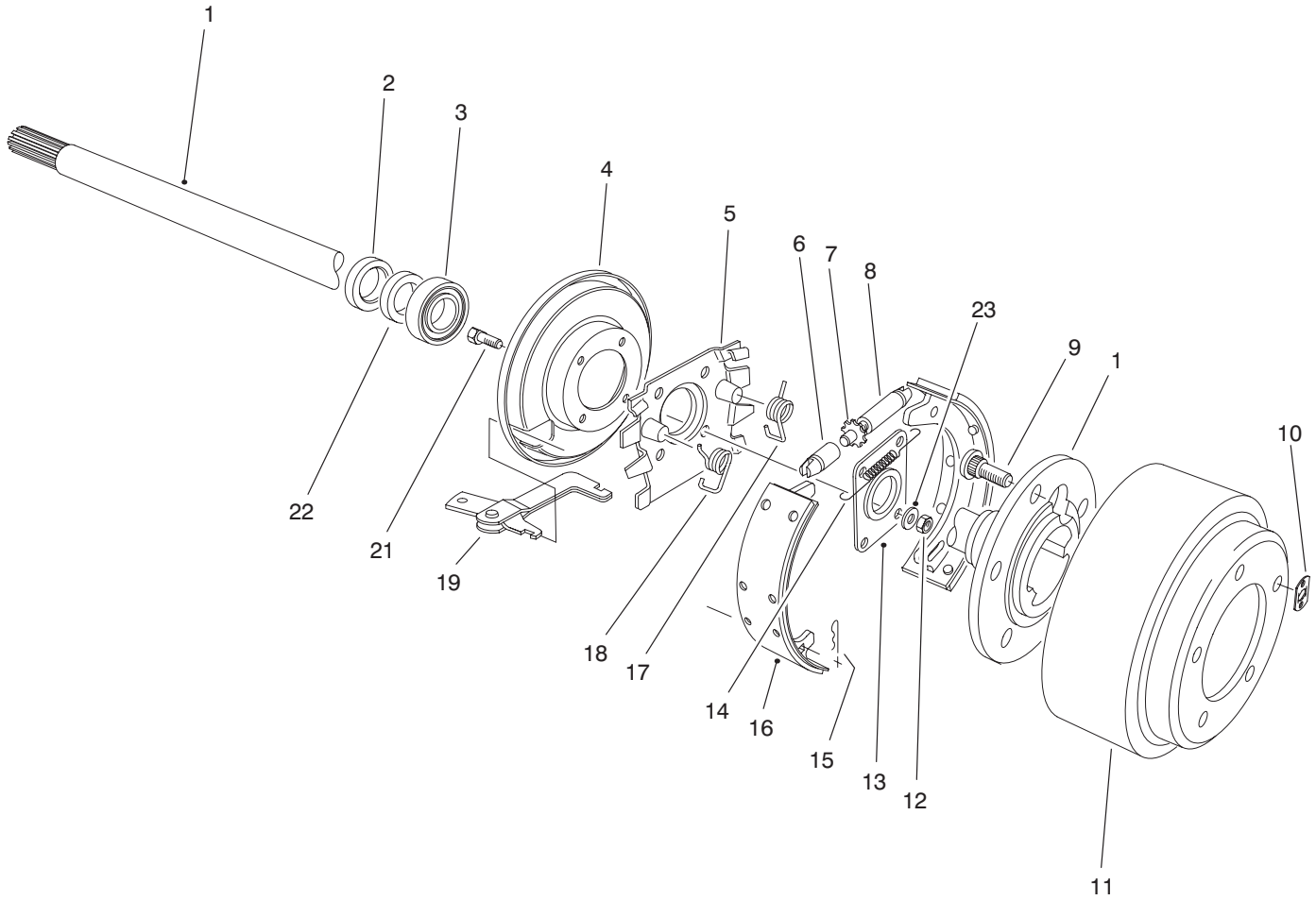
FRONT AXLE ASSEMBLY NO. 94-6933 (Continued)

Ref. No.	Part No.	Description	No. Used
22	72-3600	Shim .151-Diff. Adjust.	A/R
23	254-91	Cone-Bearing	1
24	21-8390	Cup-Bearing	1
25	21-8020	Spacer-Front Pinion	1
26	93-3619	Upper Housing (Incl. Ref. #11)	1
27	254-66	Cup-Tapered Bearing	2
28	254-65	Cone-Tapered Bearing	2
†29		Gear-Ring	1
30	21-7710	Pin-Roll	1
31	21-7700	Shaft-Pinion Mate	1
32	21-7770	Screw-Drive Gear	5
33	21-7670	Case-Differential	1

Ref. No.	Part No.	Description	No. Used
34	75-0721	Housing-Lower	1
35	21-8120	Diff. Adjust. Shim .030	A/R
36	21-8110	Diff. Adjust. Shim .010	A/R
37	21-8100	Diff. Adjust. Shim .005	A/R
38	21-8090	Diff. Adjust. Shim .003	A/R
39	72-9420	Asm-Vent Tube	1
40	83-4910	Coupler-Pinion	1
41	71-4330	Seal	1
*	93-3618	Asm-Gear & Pinion (Incl. Ref. #8 & 29)	1
*	93-3617	Asm-Differential (Incl. Ref. #4-10, 14-33, 35-38, 40 & 41)	1

*Not Illustrated

†Not Serviced Separately



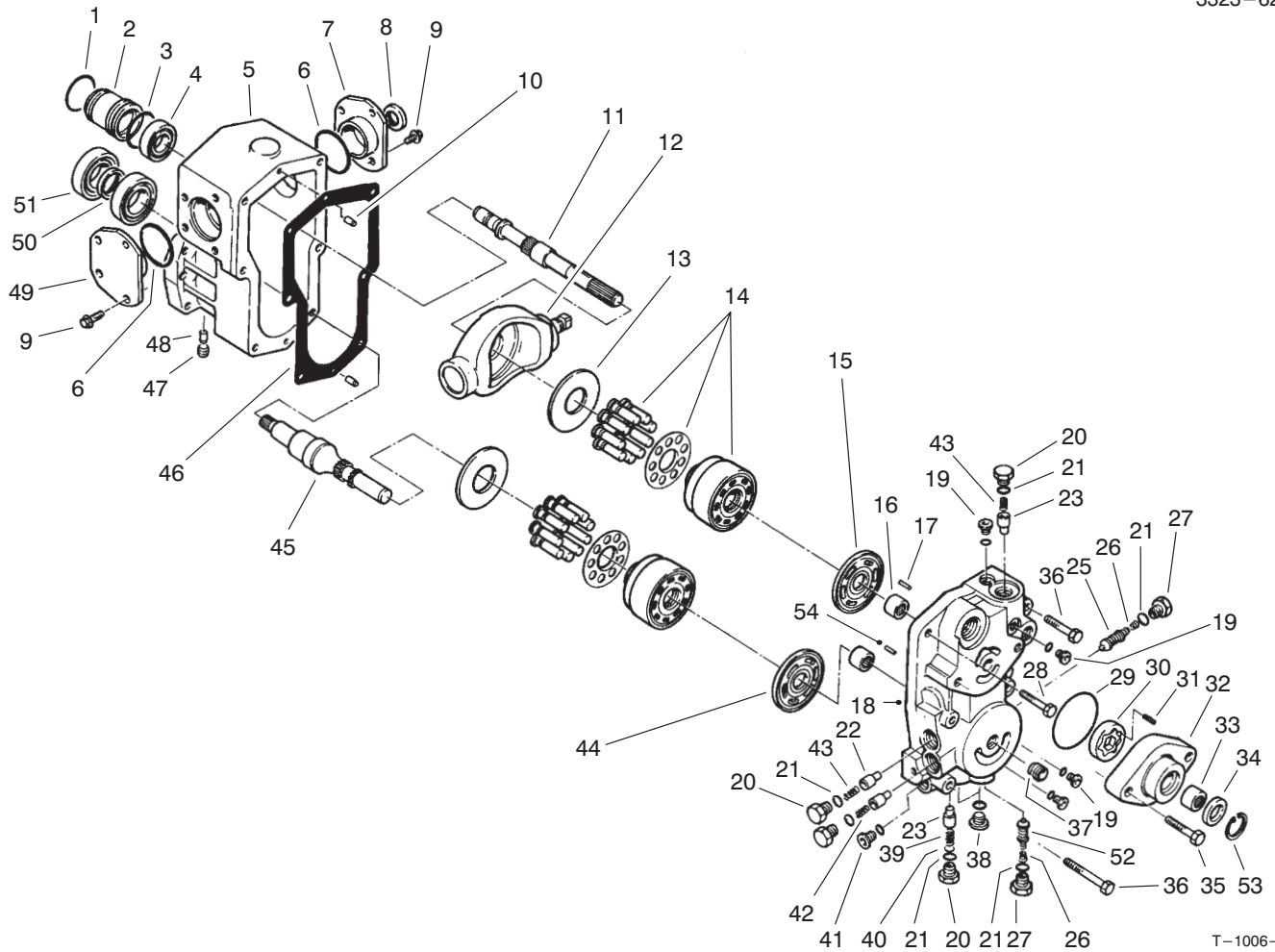
T-2664

BRAKE ASSEMBLY

Ref. No.	Part No.	Description	No. Used
1	27-6862	Shaft-Axle, Flanged LH	1
*	27-6852	Shaft-Axle, Flanged RH	1
2	99-6969	Seal-Oil	2
3	21-8180	Bearing	2
4	21-9450	Shield-Dust	2
5	43-6810	Spider-Torque	2
6	21-9390	Socket-Adjusting Screw	2
7	21-9370	Screw-Adjusting	2
8	21-9380	Nut-Pivot	2
9	242-34	Stud-Flange, Axle	10
10	21-8360	Clip-Retaining	2
11	28-0680	Drum-Brake	2
12	94-6935	Nut-Lock	8

Ref. No.	Part No.	Description	No. Used
13	28-0670	Seal-Oil	2
14	21-9440	Spring-Adjusting Screw	2
15	21-9460	Retainer-Brake, Parking	4
16	84-8590	Asm-Shoe & Lining	4
17	21-9420	Spring-Shoe Return, LH	2
18	21-9430	Spring-Shoe Return, RH	2
19	24-9180	Lever, Brake, Parking	2
21	94-6934	Screw-HSH	8
22	24-8840	Ring-Bearing, Wheel	2
23	94-6936	Washer-Flat	8
*	84-8600	Set of Lined Brake Shoes	1
*	92-8775	Kit-Gasket, Liquid	1

*Not Illustrated



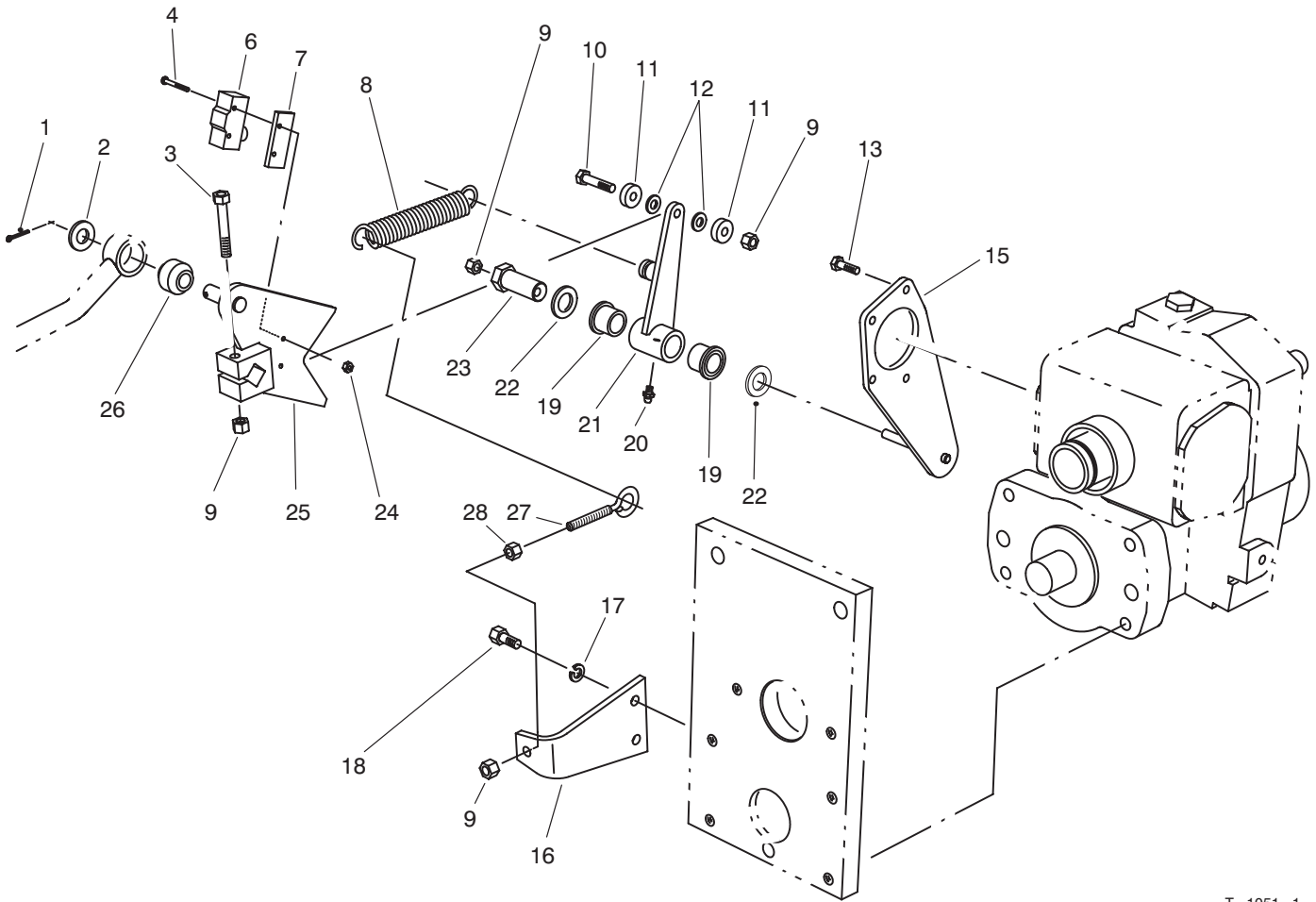
T-1006-1

TRANSMISSION ASSEMBLY NO. 75-0012

Ref. No.	Part No.	Description	No. Used
1	75-0430	Ring-Retaining	1
2	75-0150	Guide-Seal	1
3	75-0410	O-Ring	1
4	75-0520	Bearing-Ball	1
5	75-0020	Housing	1
6	75-0210	O-Ring	2
7	86-7520	Asm-Trunnion Cover RH	1
8	75-0230	Seal-Lip	1
9	75-0090	Screw-HH	8
10	75-0480	Pin	2
11	86-7540	Shaft-Pump	1
12	75-0390	Plate-Swash	1
13	75-0400	Plate-Thrust	2
14	75-0470	Kit-Cylinder Block	2
15	75-0380	Plate-Valve	1
16	75-0500	Bearing-Needle	2
17	75-0510	Pin	1
18	75-0040	Center Section	1
19	75-0170	Plug-Straight Thread	4
20	75-0060	Plug	4
21	75-0240	O-Ring	6
22	75-0290	Spring	2
23	75-0260	Valve-Relief	4
24	75-0130	Screw-HH	3
25	93-0097	Valve-SCR	1
26	75-0140	Spring-Conical	1
27	75-0190	Plug-Special	2

Ref. No.	Part No.	Description	No. Used
28	75-0120	Screw-HH	1
29	75-0370	O-Ring	1
30	75-0360	Gerotor	1
31	75-0350	Pin	1
32	83-4780	Housing-Charge Pump	1
33	75-0340	Bearing-Needle	1
34	75-0330	Seal-Lip	1
35	75-0110	Screw-HH	2
36	75-0180	Screw-HH	2
37	75-0320	Nipple	1
38	75-0200	Plug-Straight Thread	2
39	75-0270	Spring	1
40	75-0310	Shim	1
41	75-0070	Plug	1
42	75-0280	Spring	1
44	93-0083	Plate-Valve	1
45	75-0440	Shaft-Motor	1
46	75-0030	Gasket-Housing	1
47	75-0160	Plug-Pipe	1
48	75-0220	Pin	2
49	86-7530	Asm-Trunnion Cover LH	1
50	75-0450	Collar	1
51	75-0460	Bearing-Ball	2
52	75-6930	Valve-SCR	1
53	32120-74	Ring-Retaining	1
54	75-0250	Pin-Slotted	1

*Not Illustrated

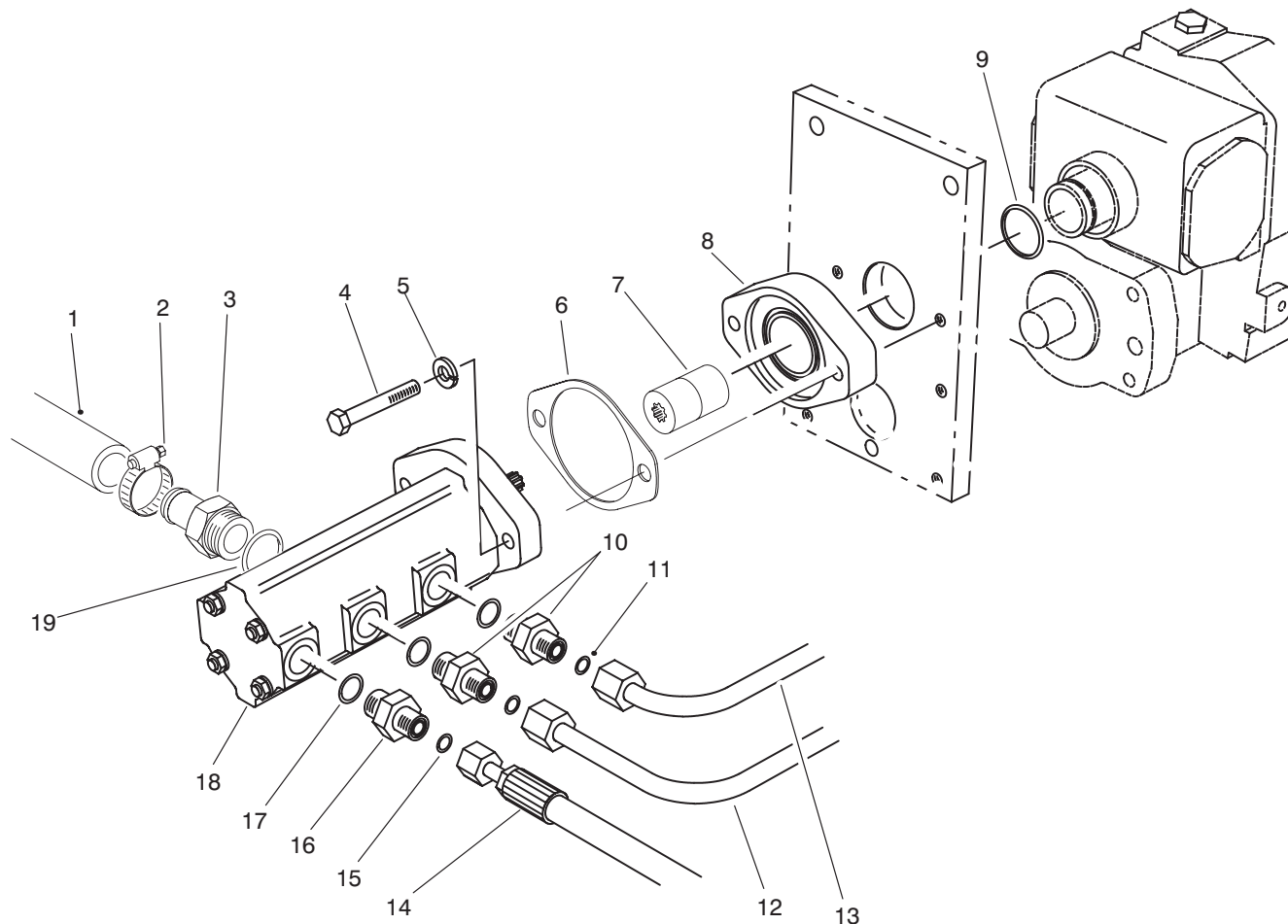


T-1051-1

TRACTION CONTROL ASSEMBLY

Ref. No.	Part No.	Description	No. Used
1	3272-10	Pin-Cotter	1
2	3256-26	Washer-Flat	1
3	322-10	Screw-HH	1
4	32105-21	Screw	2
6	29-6162	Switch-Neutral	1
7	75-4130	Plate-Switch	1
8	76-9430	Spring-Extension	1
9	3296-29	Nut-Lock	4
10	322-7	Screw-HH	1
11	251-259	Bearing-Ball	2
12	75-5470	Spacer	2
13	32144-22	Screw-HH	4
15	75-4080	Plate-Traction	1
16	85-9900	Plate-Spring Anchor	1

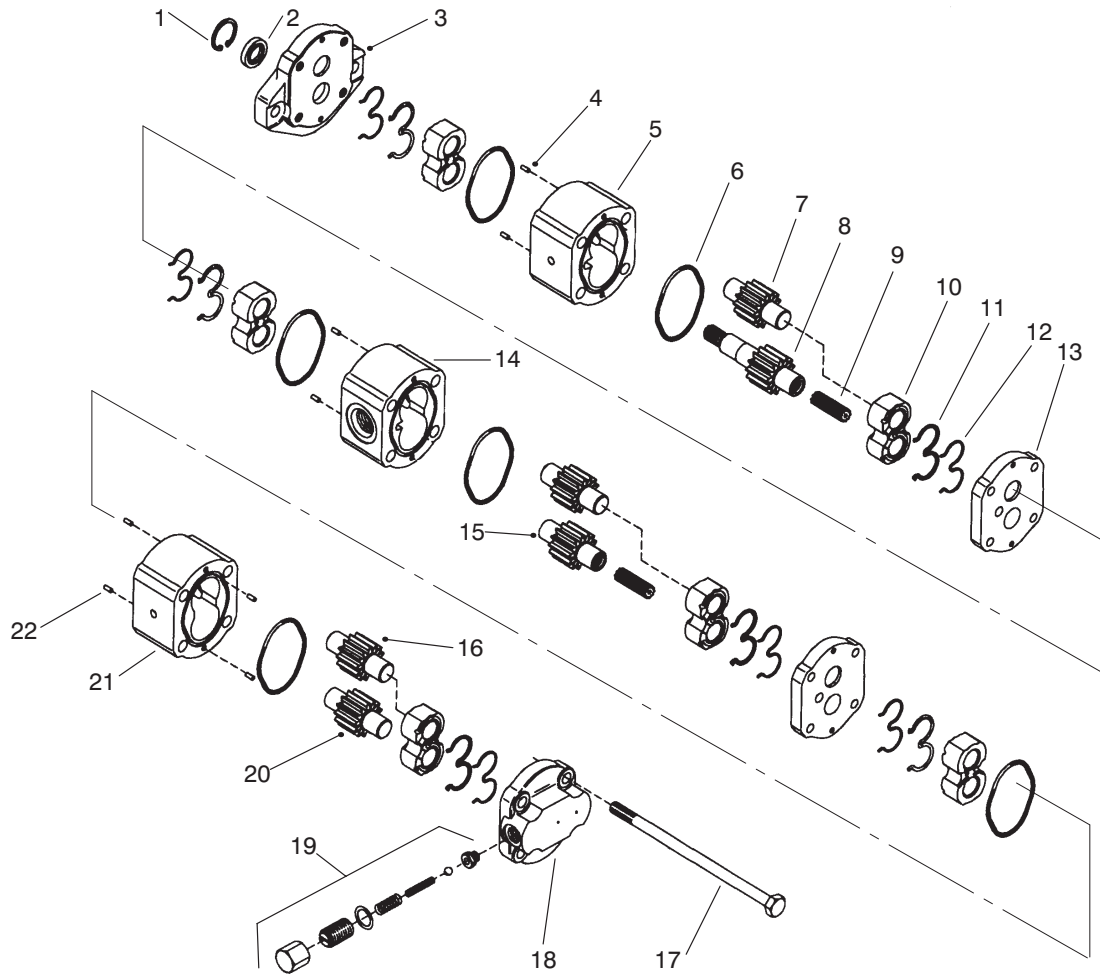
Ref. No.	Part No.	Description	No. Used
17	3253-4	Washer-Lock	2
18	322-3	Screw-HH	2
19	256-113	Bushing-Flange	2
20	302-5	Fitting-Grease	1
21	92-2581	Asm-Switch Arm (Incl. Ref. #19 & 20)	1
22	3-6498	Washer-Thrust	2
23	76-8640	Stud-Traction	1
24	3296-9	Nut-Hex.	2
25	75-4100	Control-Pump	1
26	23-2270	Bushing-Rubber	1
27	85-9910	Eyebolt	1
28	3217-6	Nut-Hex.	1



T-1928-1

GEAR PUMP INSTALLATION ASSEMBLY

Ref. No.	Part No.	Description	No. Used	Ref. No.	Part No.	Description	No. Used
1	75-6870	Hose-Suction	1	11	237-30	O-Ring	2
2	2412-34	Clamp-Hose	1	12	93-3643	Tube-Hydraulic	1
3	354-78	Fitting-Hydraulic (Incl. Ref. #19)	1	13	93-3642	Tube-Hydraulic	1
4	323-12	Screw-HH	2	14	75-6240	Hose-Hydraulic	1
5	3253-5	Washer-Lock	2	15	237-22	O-Ring	1
6	93-3604	Gasket	1	16	340-3	Fitting-Hydraulic Straight (Incl. Ref. #15 & 17)	1
7	93-1396	Coupler-Trans.	1	17	237-79	O-Ring	3
8	75-4400	Adaptor-Transmission	1	18	98-9796	Asm-Pump, Gear	1
9	237-163	O-Ring	1	19	237-146	O-Ring	1
10	340-4	Fitting-Hydraulic Straight (Incl. Ref. #11 & 17)	2				



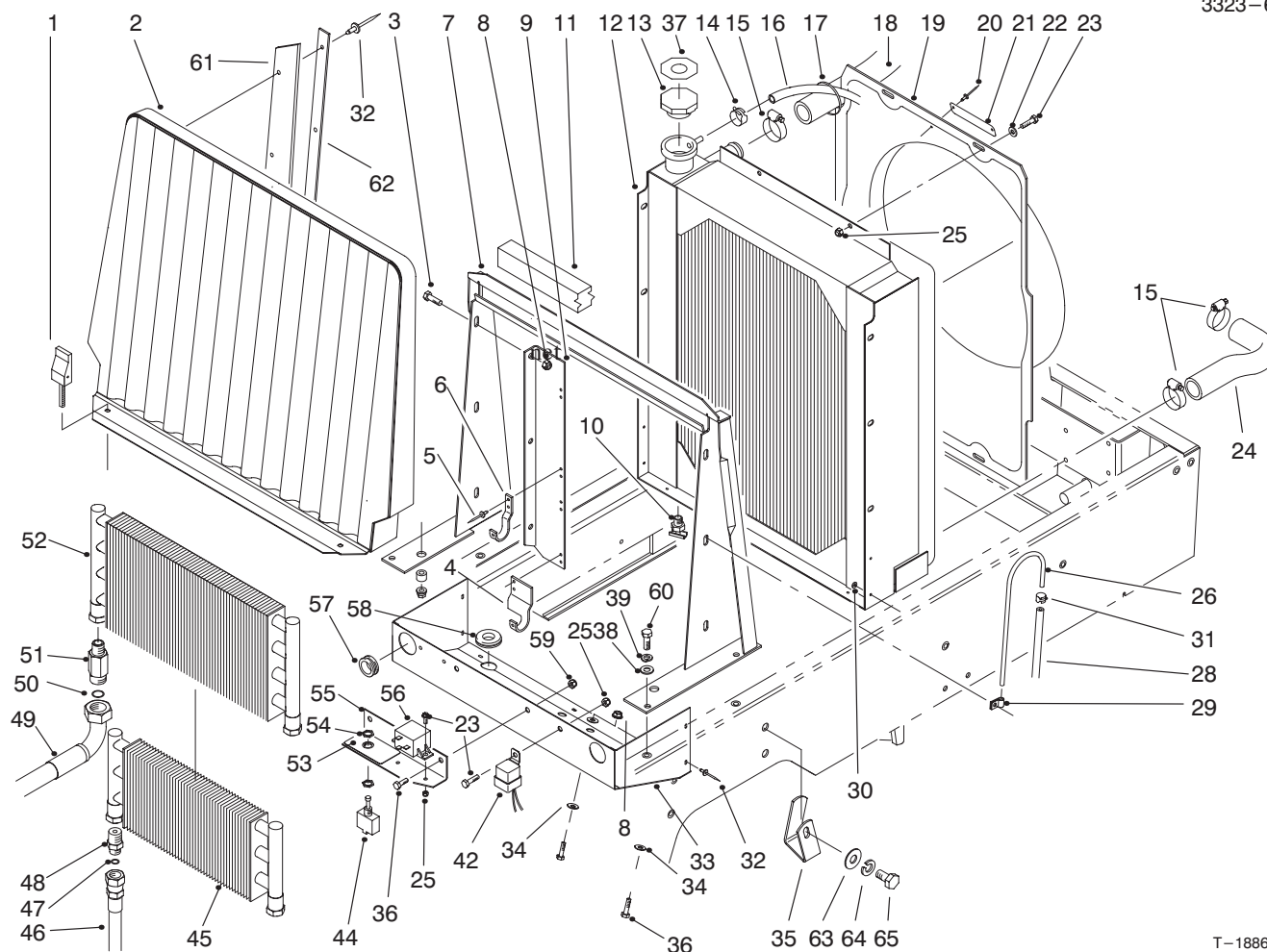
T-1935-1

HYDRAULIC PUMP NO. 98-9796

Ref. No.	Part No.	Description	No. Used
1		Ring-Retaining	1
2		Seal-Shaft	1
3		Flange	1
4	93-4278	Pin-Dowel	4
5		Housing	1
6		O-Ring	2
7		Gear-Idler	1
8		Gear-Drive	1
9	93-4280	Coupling	2
10		Bearing	2
11		E-Seal	2
12		Ring-Backup	2
13	93-4279	Plate-Distance	2
14		Housing	1
15		Gear-Idler	1
16		Gear-Idler	1
17	93-4283	Bolt	4

Ref. No.	Part No.	Description	No. Used
18	93-4282	Block-Valve	1
19	93-4277	Kit-Valve	1
20		Gear-Idler	1
21		Housing	1
22	93-4281	Pin-Dowel	4
*	93-4268	Kit-Flange (Incl. Ref. #1-3)	1
*	98-9798	Kit-Housing, Section 1 (Incl. Ref. #6, 7, 10-12, 14 & 15)	1
*	98-9797	Kit-Housing, Section 2 (Incl. Ref. #5-8, & 10-12)	1
*	98-9799	Kit-Housing, Section 3 (Incl. Ref. #6, 10-12, 16, & 20-21)	1
*	99-8353	Kit-Individual Pieces (Incl. Ref. #2, 6, 11, & 12)	1

*Not Illustrated

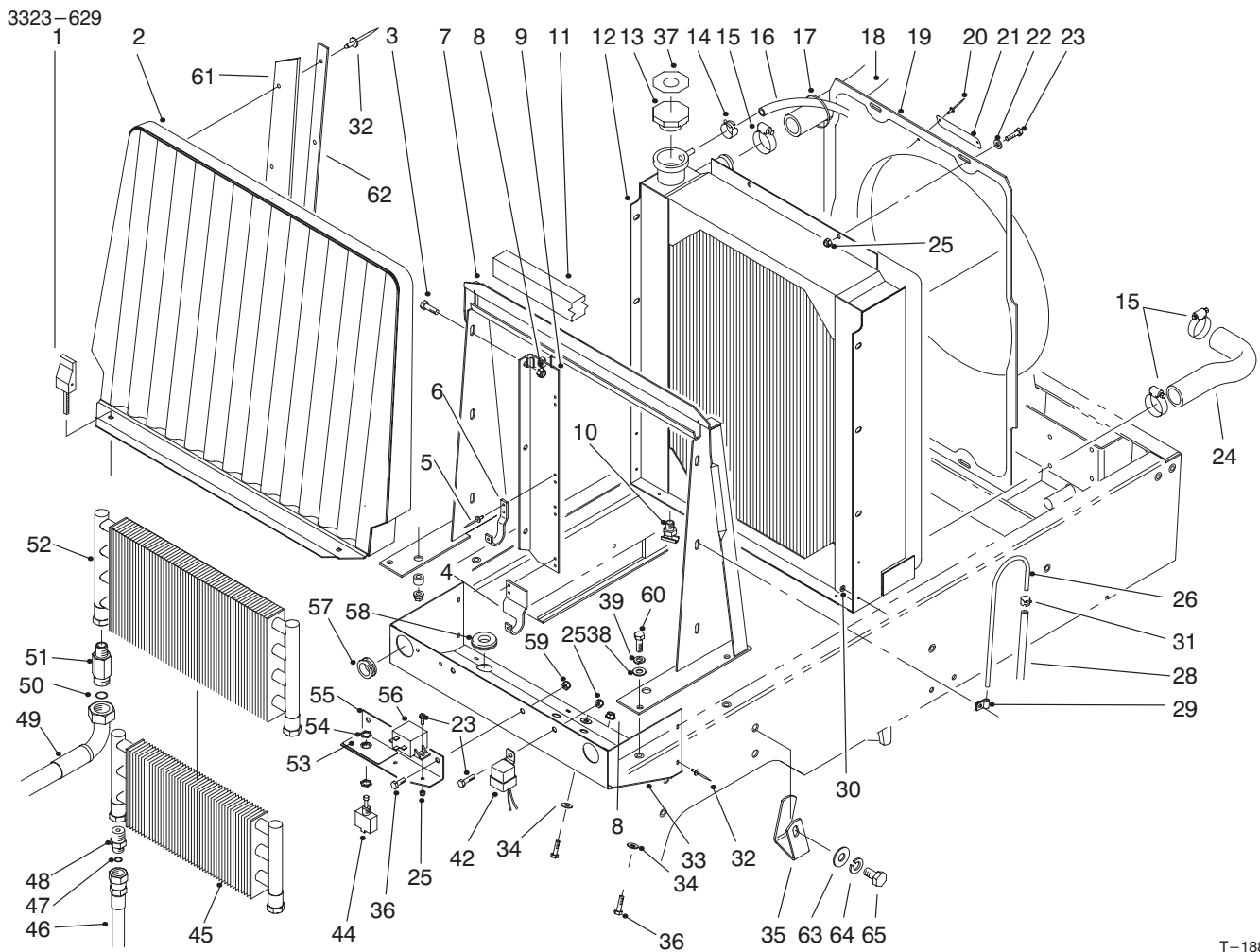


T-1886-2

RADIATOR ASSEMBLY

Ref. No.	Part No.	Description	No. Used	Ref. No.	Part No.	Description	No. Used
1	93-1374	Latch-Swell	2	21	98-9335	Plate-Caution	1
2	93-0032	Housing-Front Screen	1	22	3256-22	Washer-Flat	4
3	3234-5	Screw-Whiz Lock	6	23	321-4	Screw-HH	7
4	93-0090	Bracket-Mount RH, Cooler	1	24	98-4508	Hose-Radiator Lower	1
*4	93-0089	Bracket-Mount LH, Cooler	1	25	3296-42	Nut-Lock	7
5	3269-15	Rivet-Pop	8	26	66-3180	Tube-Vent	1
6	75-0930	Hook-Oil Cooler	4	28	75-4701	Hose-Fuel Vent	1
7	98-9317	Support-Radiator	1	29	2412-103	Clamp-R	2
8	32128-20	Nut-Whiz	8	30	3269-10	Washer-Back-up	5
9	93-0030	Asm-Cooler Mount RH (Incl. Ref. #4-6)	1	31	2412-98	Clamp-Hose	1
*	93-0071	Asm-Cooler Mount LH (Incl. Ref. #*4-6)	1	32	3269-13	Rivet-Pop	15
10	304-46	Drain-Radiator	1	33	93-0025	Shield-Radiator	1
11	93-0005	Strip-Foam, Top	1	34	3256-2	Washer-Flat	4
12	98-4507	Radiator	1	35	98-4591	Clamp-Hose LH	1
13	66-3240	Cap-Radiator	1	*	98-4592	Clamp-Hose RH	1
14	92-2379	Clamp-Hose	1	36	322-2	Screw-HH	4
15	2412-34	Clamp-Hose	4	37	93-7840	Decal-Radiator Cap	1
16	75-2851	Hose-Expansion Tank	1	38	3256-23	Washer-Flat	4
17	3290-378	Tie-Cable	1	39	3253-4	Washer-Lock	4
18	98-4511	Hose-Radiator Upper	1	42	63-7590	Relay-Starter	1
19	98-4571	Shroud-Fan	1	44	99-8352	Switch-Backlap (Incl. Ref. #54)	1
20	3290-271	Rivet-Pop	2	45	24-0760	Exchanger-Heat	1

*Not Illustrated

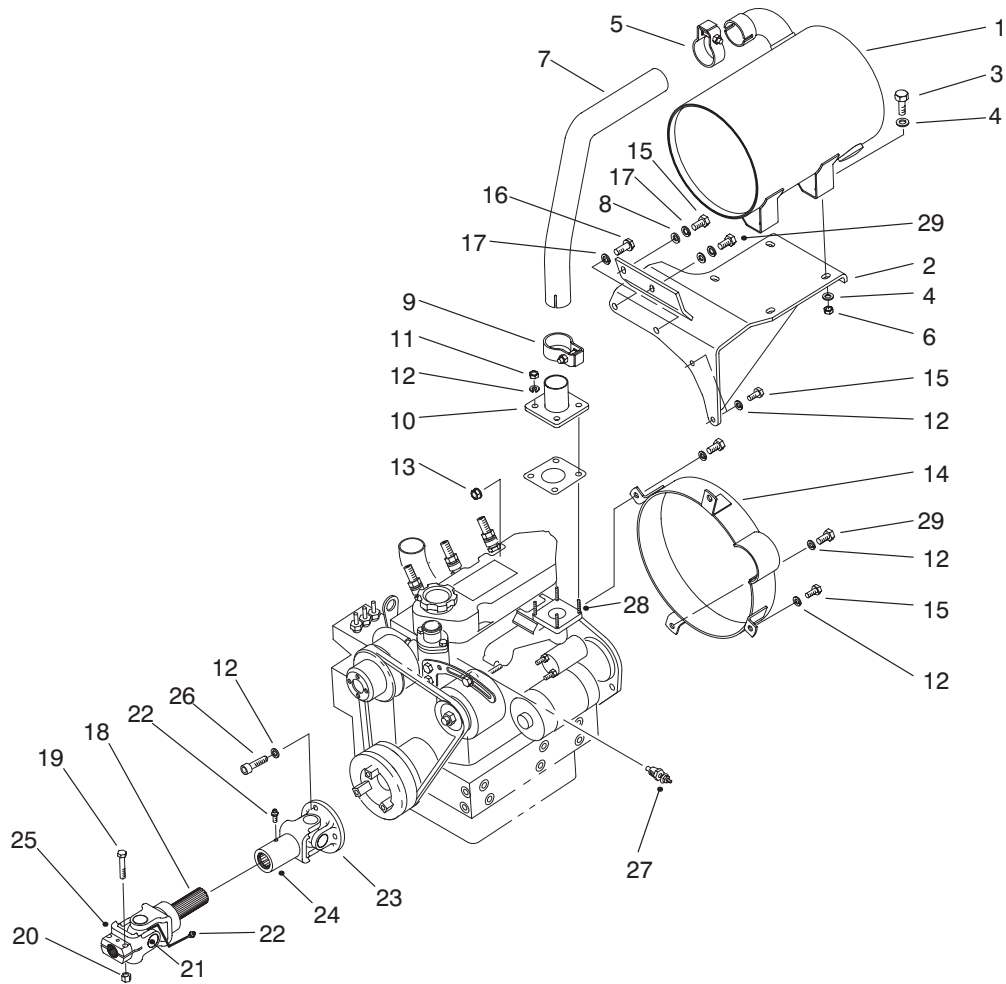


T-1886-2

RADIATOR ASSEMBLY (Continued)

Ref. No.	Part No.	Description	No. Used	Ref. No.	Part No.	Description	No. Used
46	93-0076	Hose-Trans. to Cooler	1	54	218-498	Nut-Lock	2
*	93-0075	Hose-Trans. to Cooler	1	55	75-3390	Bracket-Backlap	1
47	237-22	O-Ring	2	56	66-8800	Relay-Glow Plug	1
48	340-124	Fitting-Straight (Incl. Ref. #47)	2	57	240-3	Grommet	2
49	93-0077	Hose-Cooler, RH	1	58	93-0082	Grommet	2
*	93-0078	Hose-Cooler, LH	1	59	3296-29	Nut-Lock	2
50	237-65	O-Ring	2	60	322-5	Screw-HH	4
51	92-4999	Fitting-Hydraulic 90° (Incl. Ref. #50)	2	61	93-3623	Strip-Sealing, Radiator	2
52	75-1040	Cooler-Oil	1	62	93-3624	Plate-Retaining	2
53	93-6684	Decal-Backlap	1	63	3256-26	Washer-Flat	2
				64	3253-7	Washer-Lock	2
				65	325-2	Screw-HH	2

*Not Illustrated



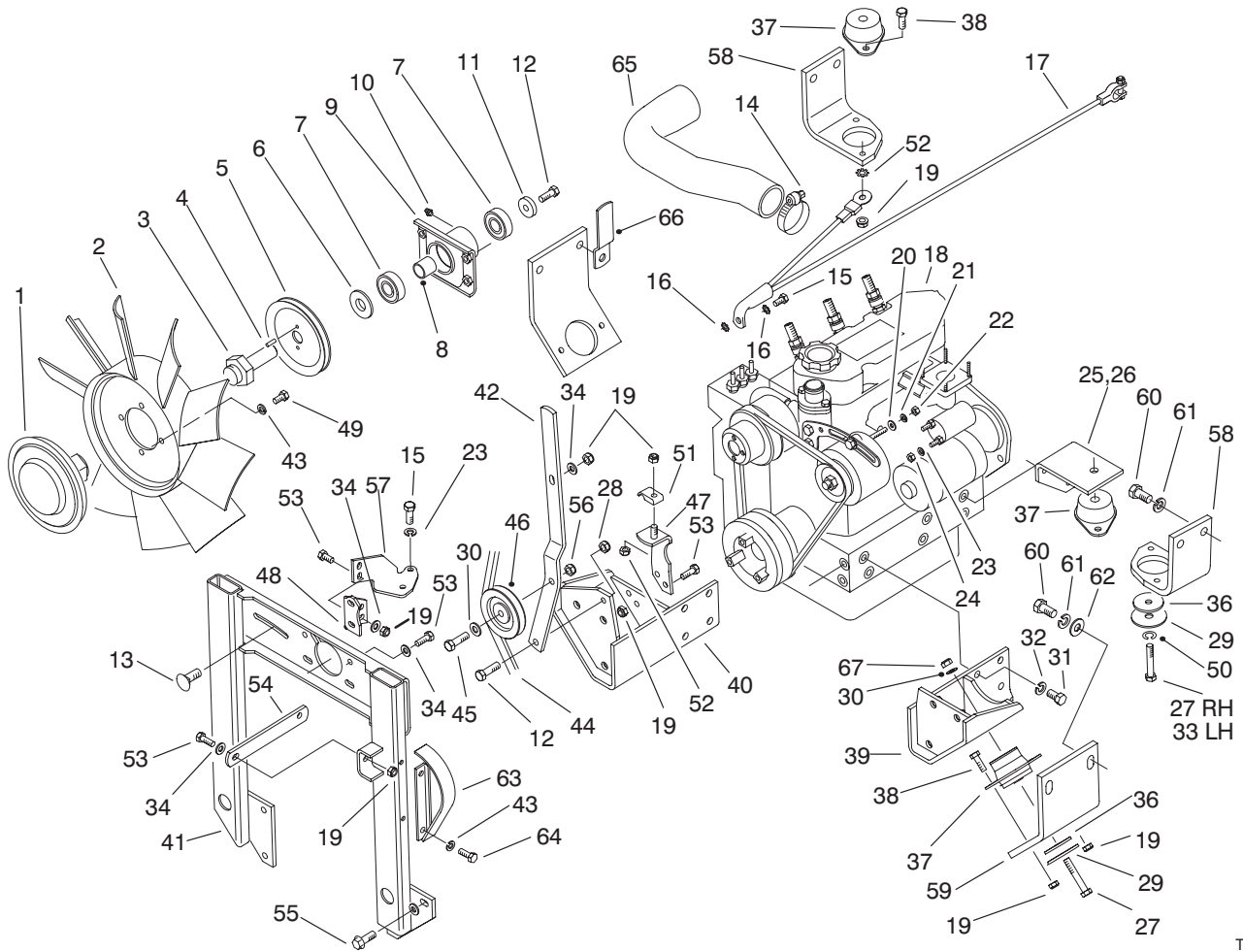
T-2900-2

MUFFLER & PUMP DRIVE ASSEMBLY

Ref. No.	Part No.	Description	No. Used
1	98-9794	Muffler	1
2	98-4555	Bracket-Muffler	1
3	323-6	Screw-HH	4
4	3256-4	Washer-Flat	8
5	98-9310	Clamp-Muffler	1
6	3296-39	Nut-Lock	4
7	98-4524	Tube-Exhaust	1
8	33094-00	Washer-Flat	2
9	98-9309	Clamp-Muffler	1
10	98-4527	Pipe-Engine Exhaust	1
11	33014-00	Nut-Lock	4
12	42-9850	Washer-Lock	9
13	33024-00	Nut-Lock	1
14	98-4564	Guard-Flywheel	1
15	33114-025	Screw-HH	5
16	43-0090	Screw-HH	2
17	42-9600	Washer-Lock	2

Ref. No.	Part No.	Description	No. Used
18	98-9765	Yoke-Shaft	1
19	322-9	Screw-HH	2
20	3296-29	Nut-Lock	2
21	98-9766	Kit-U-Joint	2
22	302-5	Fitting-Grease	2
23	98-9769	Yoke-Flange	1
24	98-9767	Yoke-Slip Tube	1
25	98-9768	Yoke-End	1
26	98-9322	Screw-HSH	3
27	98-9346	Send-Temp	1
28	42-9560	Stud	4
29	33114-020	Screw-HH	2
*	98-4593	Asm-Drive Shaft (Incl. Ref. #18, 21-25)	1
*	75-6880	Screen-Spark Arrester (Optional)	1

*Not Illustrated

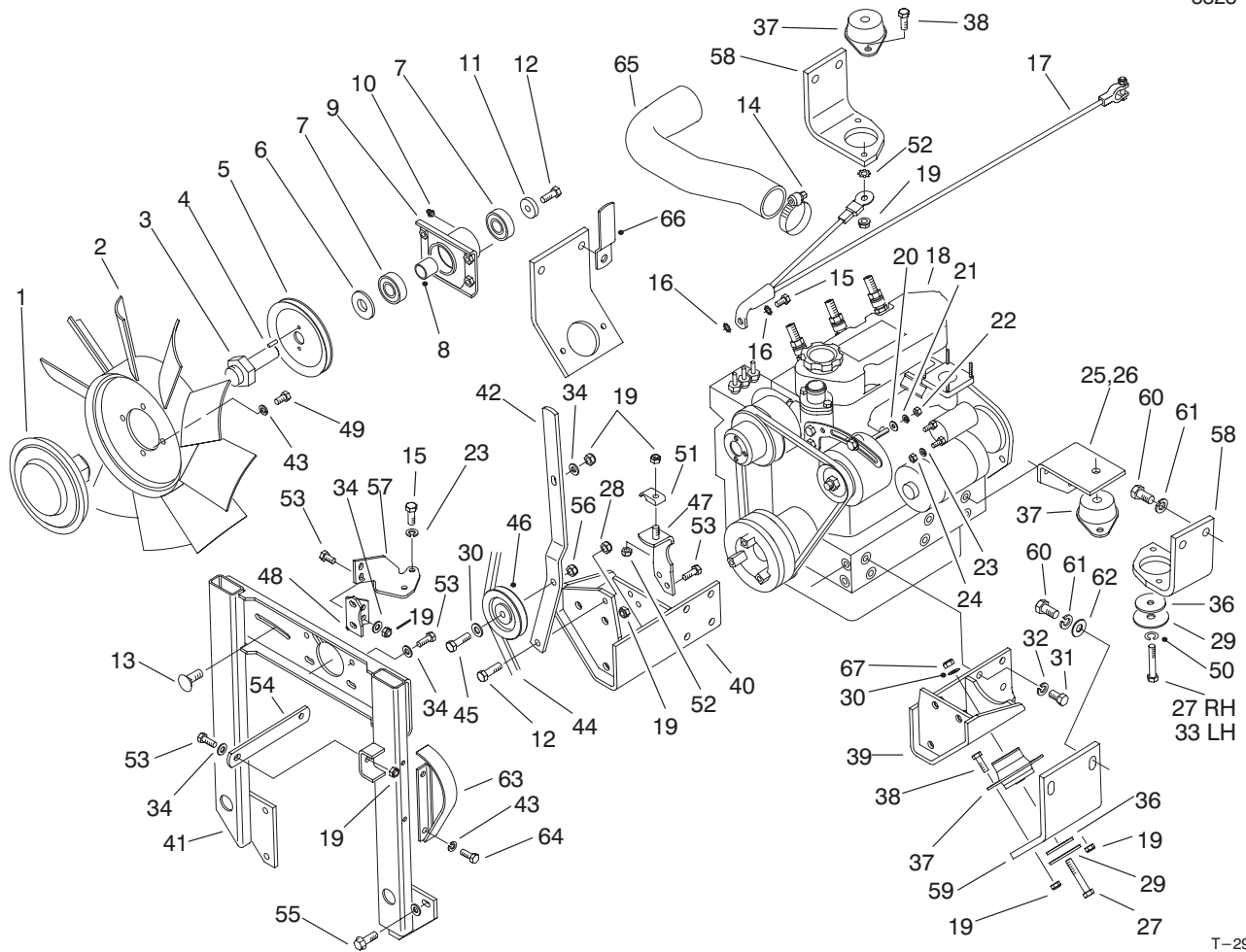


T-2901

ENGINE INSTALLATION ASSEMBLY

Ref. No.	Part No.	Description	No. Used
1	74-5520	Clutch-Fan	1
2	75-3780	Fan	1
3	75-6380	Shaft-Fan	1
4	32121-2	Pin-Roll	2
5	98-9743	Pulley-Fan	1
6	47-0110	Spacer-Spindle	1
7	251-318	Bearing-Ball	2
8	75-5310	Spacer-Bearing	1
9	75-4450	Hub-Fan Drive	1
10	302-10	Fitting-Grease 45°	1
11	67-1630	Spacer-Fan	1
12	323-6	Screw-HH	2
13	3230-2	Bolt-Carriage	1
14	2412-92	Clamp-Hose	1
15	98-9322	Screw-HH	1
16	3255-9	Washer-Lock	2
17	98-4598	Cable-Battery (Ground)	1
18	98-9300	Asm-Engine	1
19	3296-29	Nut-Lock	15
20	3256-78	Washer-Flat	1
21	43-5930	Washer-Lock	1
22	48-7890	Nut-Hex.	1
23	42-9850	Washer-Lock	2

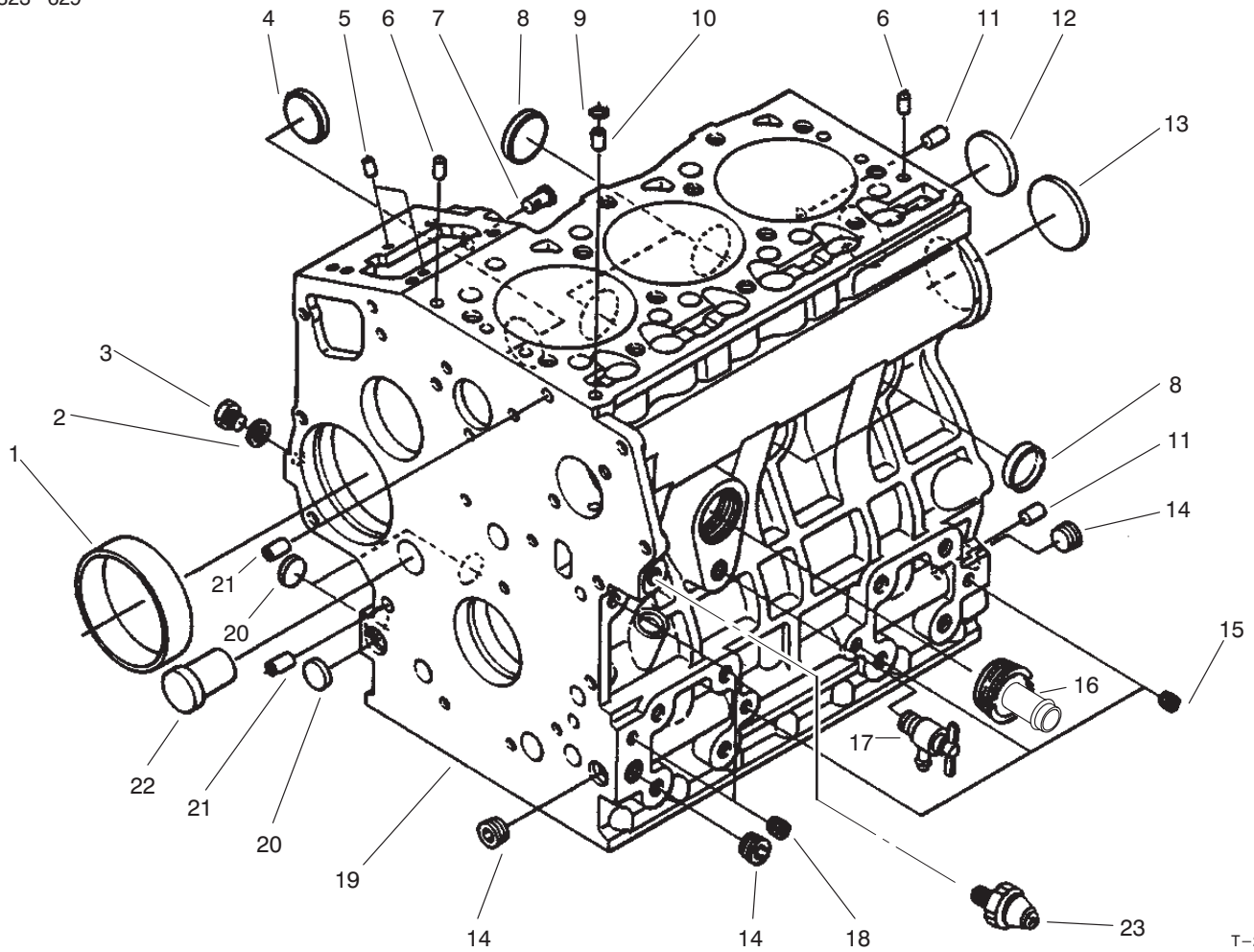
Ref. No.	Part No.	Description	No. Used
24	57-6390	Nut-Lock	1
25	98-4515	Bracket-Engine LH Rear	1
26	98-4514	Bracket-Engine RH Rear	1
27	323-12	Screw-HH RH	3
28	3296-39	Nut-Lock	1
29	87-5100	Washer-Snubbing	4
30	3256-24	Washer-Flat	5
31	43-0090	Screw-HH	14
32	42-9600	Washer-Lock	14
33	323-10	Screw-HH LH	1
34	3256-23	Washer-Flat	10
35	33114-016	Screw-HH	2
36	98-4596	Washer-Mount, Engine	4
37	83-1030	Mount-Engine	4
38	322-6	Screw-HH	8
39	98-4539	Bracket-Engine LH Front	1
40	98-4543	Bracket-Engine Mount RH	1
41	98-4530	Support-Fan, Engine	1
42	98-4575	Bracket-Fan Idler	1
43	3253-4	Washer-Lock	6
44	98-9744	Belt-V	1
45	323-8	Screw-HH	1
46	63-8140	Pulley-Idler	1



T-2901

ENGINE INSTALLATION ASSEMBLY (Continued)

Ref. No.	Part No.	Description	No. Used	Ref. No.	Part No.	Description	No. Used
47	98-9749	Bracket-Mount, Throttle	1	58	98-4513	Bracket-Eng. Left Rear	2
48	98-9740	Bracket-Support, Fan	1	59	93-0095	Bracket-Eng. Front	2
49	322-2	Screw-HH	4	60	3213-2	Screw-HH	8
50	3253-21	Washer-lock	1	61	3253-7	Washer-Lock	8
51	3-6657	Clamp-Cable	1	62	3256-40	Washer-Flat	4
52	3255-8	Washer-Lock	1	63	98-4561	Shield-Alternator	1
53	322-4	Screw-HH	9	64	32144-14	Screw-HH	2
54	98-4547	Plate-Mount, Fan	1	65	98-4509	Hose-Air Cleaner	1
55	3234-29	Screw-HHF	6	66	98-4594	Clamp-Retainer	1
56	3296-59	Nut-Lock	1	67	32128-36	Nut-HFH	3
57	98-9741	Bracket-Mount, Fan	1				

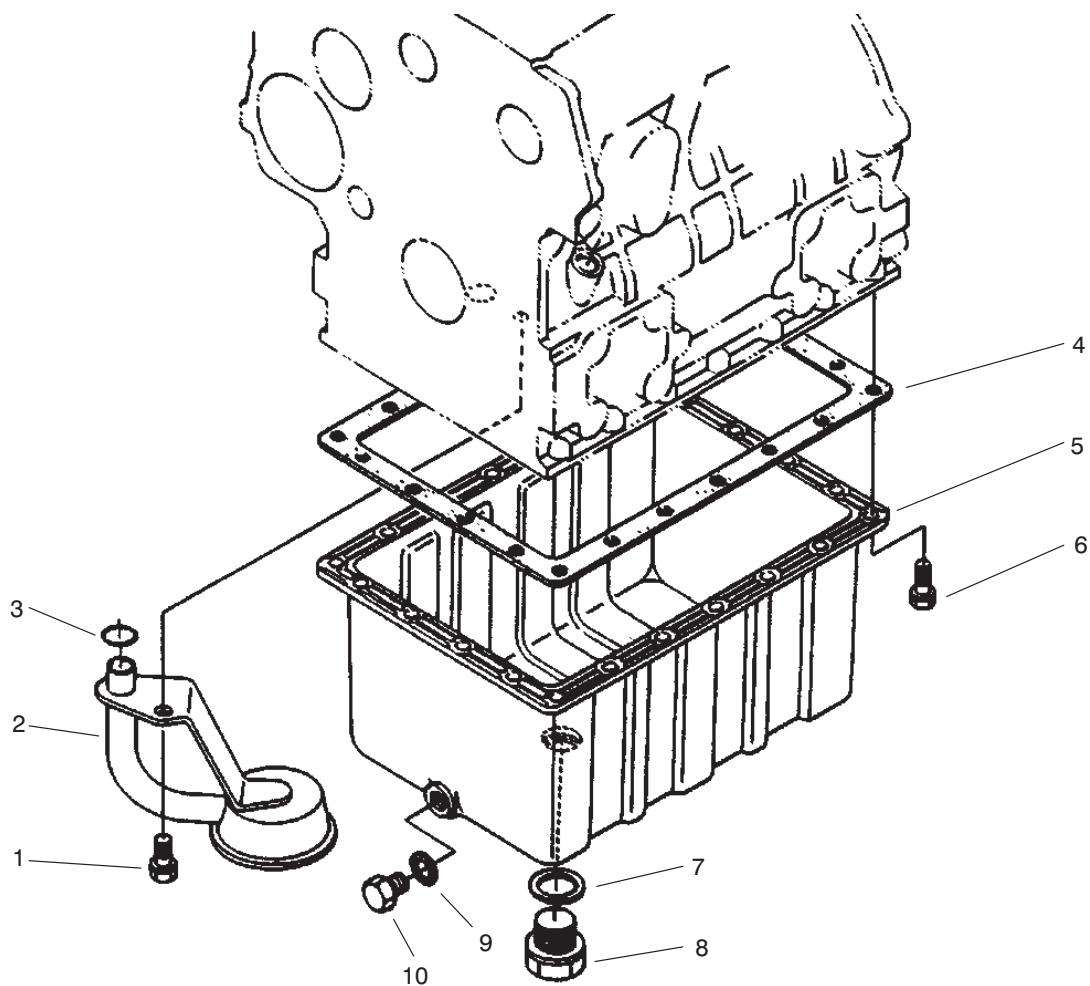


T-2906

CRANKCASE ASSEMBLY

Ref. No.	Part No.	Description	No. Used
1	98-9656	Bushing-Governor, Gear	1
2	98-7428	Gasket	1
3	98-7507	Plug	1
4	98-9599	Plug	1
5	98-9375	Pin-Straight	2
6	98-9376	Pin-Straight	2
7	98-9630	Pin-Start Spring	1
8	98-9398	Cap-Sealing	4
9	98-7509	O-Ring	1
10	98-9539	Pin-Pipe	1
11	98-9377	Pin-Straight	2
12	98-7539	Cap-Sealing	1
13	98-9668	Plug	1

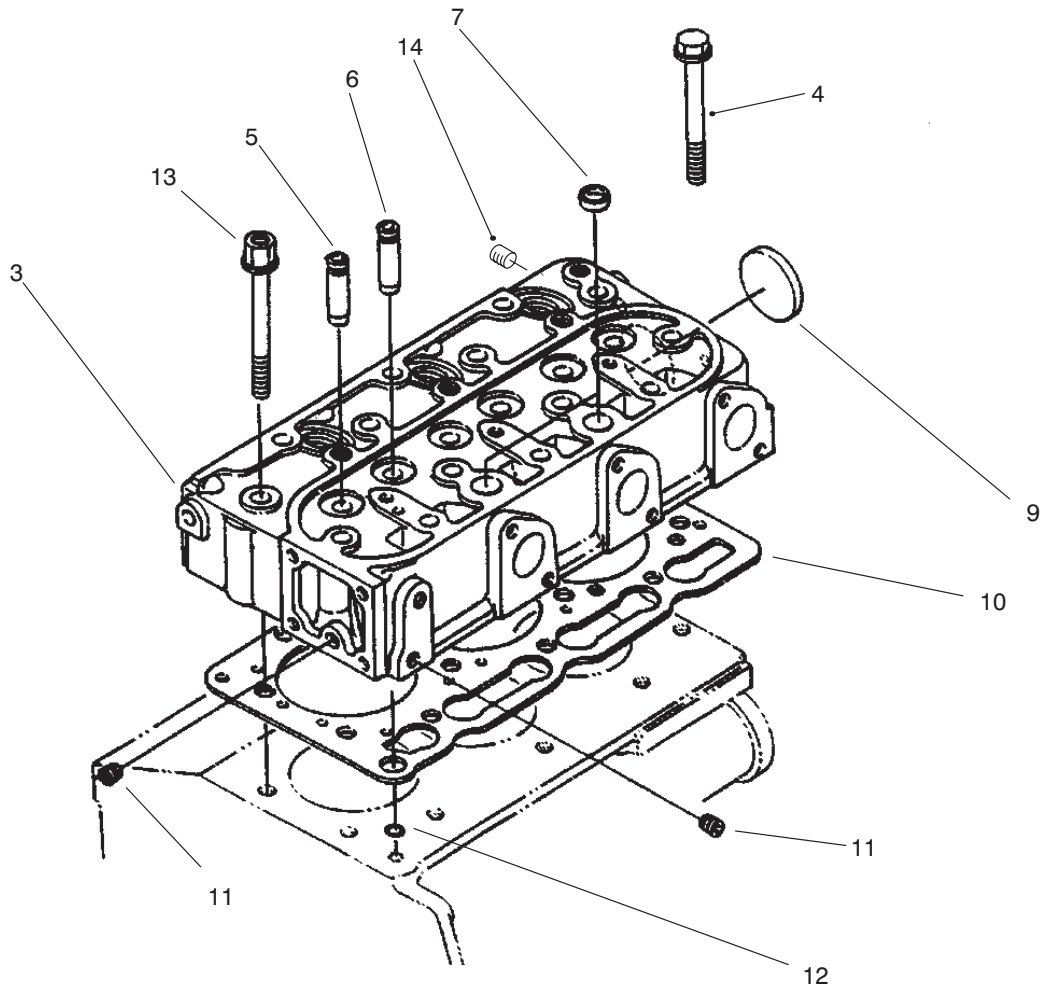
Ref. No.	Part No.	Description	No. Used
14	98-9597	Plug	3
15	98-7540	Plug	3
16	99-8347	Joint-Drain, Pipe	1
17	98-9436	Asm-Cock, Drain	1
18	98-7487	Plug	2
19	99-8300	Asm-Crankcase (Incl. Ref. #1-8, 10-16, 18 & 20-22)	1
20	98-9379	Plug	3
21	98-9387	Pin-Pipe	2
22	98-9675	Plug	1
23	98-9416	Switch	1



T-2907

OIL PAN ASSEMBLY

Ref. No.	Part No.	Description	No. Used	Ref. No.	Part No.	Description	No. Used
1	98-9358	Bolt	1	6	98-9350	Bolt	22
2	98-9538	Filter-Oil	1	7	98-9399	Gasket	1
3	98-7527	O-Ring	1	8	98-7523	Plug-Drain	1
4	98-9646	Gasket-Oil Pan	1	9	98-7524	Gasket	1
5	98-9685	Oil Pan	1	10	98-9386	Plug	1

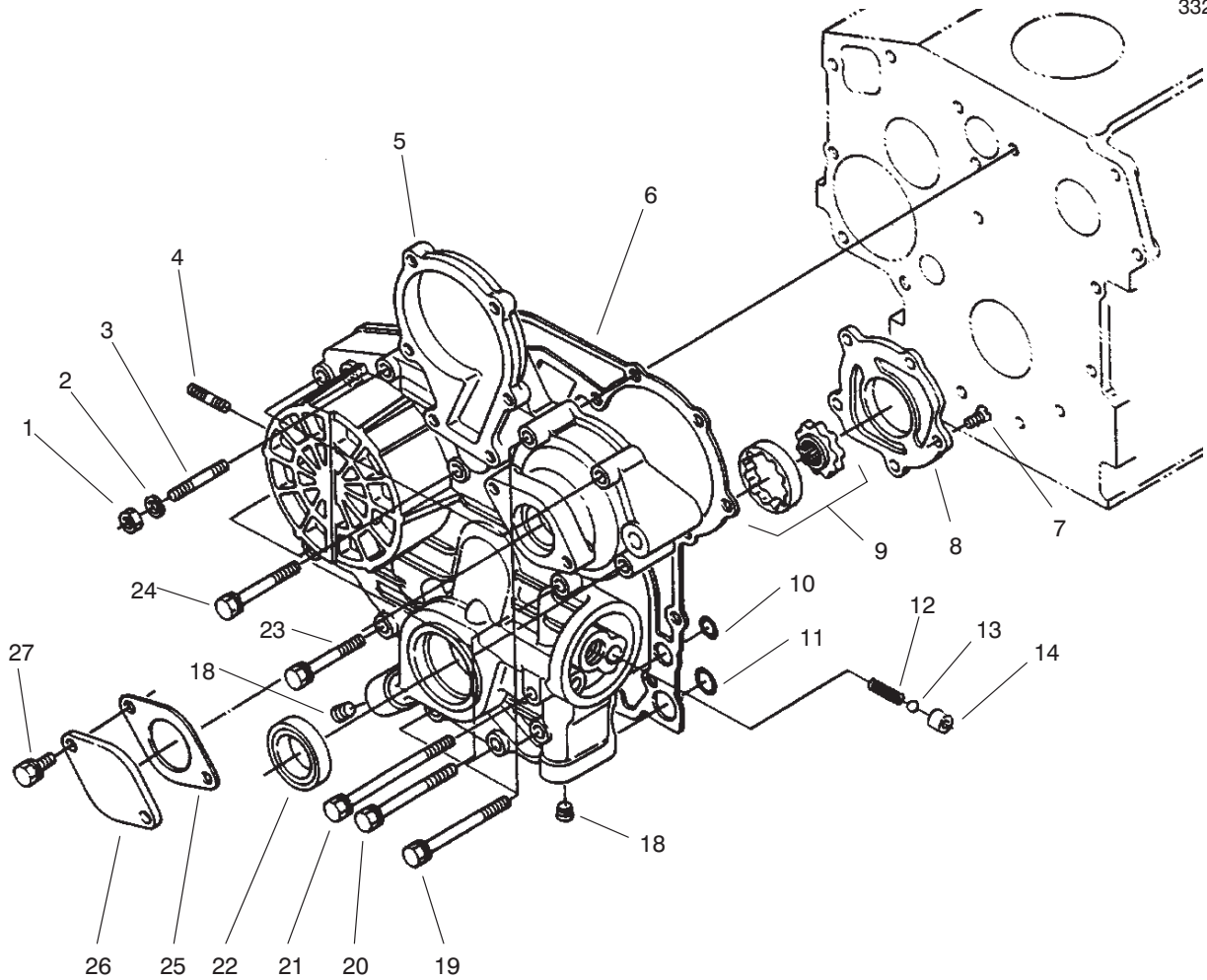


T-2908-1

CYLINDER HEAD ASSEMBLY

Ref. No.	Part No.	Description	No. Used
3	99-8344	Asm-Cylinder Head (Incl. Ref. #5-7, 9,11 & 14)	1
4	98-9479	Bolt-Cylinder Head	12
5	98-9499	Guide-Inlet Valve	3
6	98-9500	Guide-Exhaust Valve	3
7	98-9389	Cap-Sealing	2

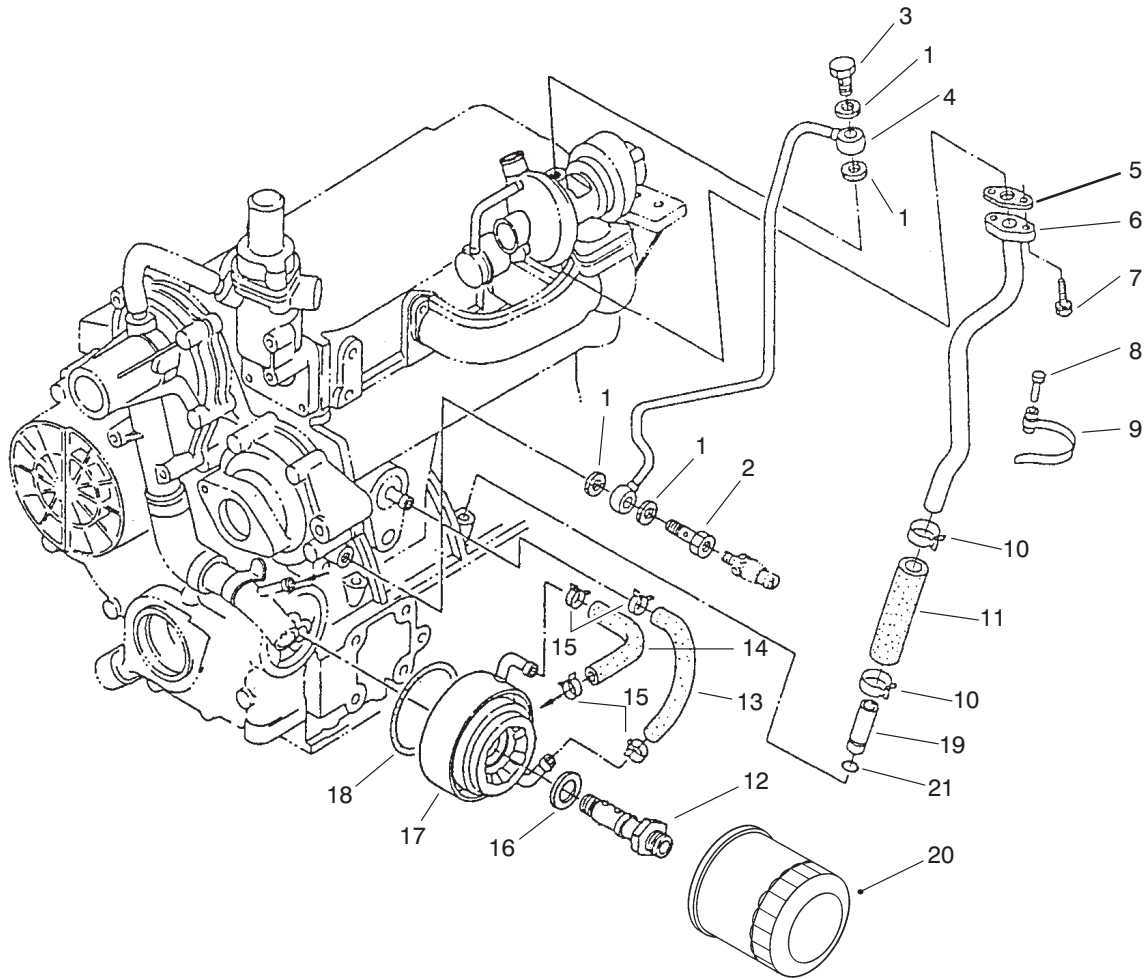
Ref. No.	Part No.	Description	No. Used
9	98-9395	Cap-Sealing	1
10	98-9613	Gasket-Cylinder Head	1
11	98-7540	Plug	2
12	98-7509	O-Ring	1
13	98-9647	Bolt-Cylinder Head	2
14	98-9444	Plug	1



T-2909

GEAR CASE ASSEMBLY

Ref. No.	Part No.	Description	No. Used	Ref. No.	Part No.	Description	No. Used
1	98-7572	Nut	1	12	98-9544	Spring	1
2	98-9367	Washer-Lock	1	13	98-9380	Ball	1
3	98-9363	Stud	1	14	98-9543	Seal-Valve	1
4	98-9362	Stud	2	18	98-9598	Plug	2
5	99-8381	Asm-Case, Gear (Incl. Ref. #7-9, 12-14 & 18)	1	19	98-9356	Bolt	2
6	98-9633	Gasket-Gear Case	1	20	98-9355	Bolt	6
7	98-9592	Screw	5	21	98-9586	Bolt	1
8	98-9541	Cover-Oil Pump	1	22	98-9482	Seal-Oil	1
9	98-9540	Asm-Rotor, Oil Pump	1	23	98-9437	Bolt	1
10	98-9372	O-Ring	2	24	98-7496	Bolt	3
11	98-7547	O-Ring	2	25	98-9684	Gasket-Gear Case	1
				26	98-9641	Cover	1
				27	98-7692	Bolt	2

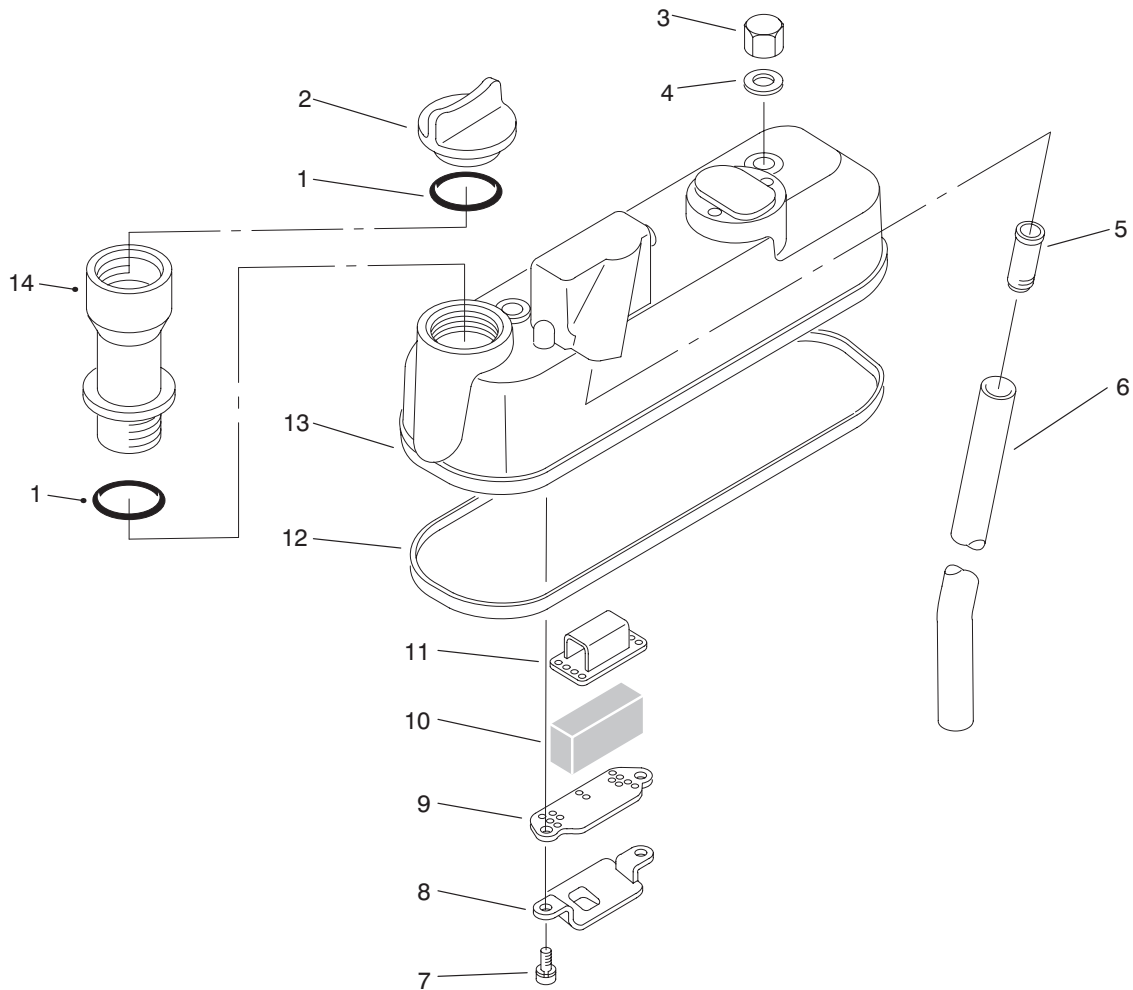


T-3079-1

FILTER, OIL COOLER & PIPE ASSEMBLY

Ref. No.	Part No.	Description	No. Used
1	99-8346	Gasket	4
2	98-9417	Bolt-Eye Joint	1
3	98-9418	Bolt-Eye Joint	1
4	98-9419	Pipe-Oil	1
5	98-9435	Gasket	1
6	98-9461	Pipe-Oil	1
7	98-9587	Bolt	2
8	98-9591	Pin-Band	1
9	98-9601	Clamp-Pipe	1
10	98-9714	Clamp-Hose	2
11	98-9721	Pipe-Oil	1

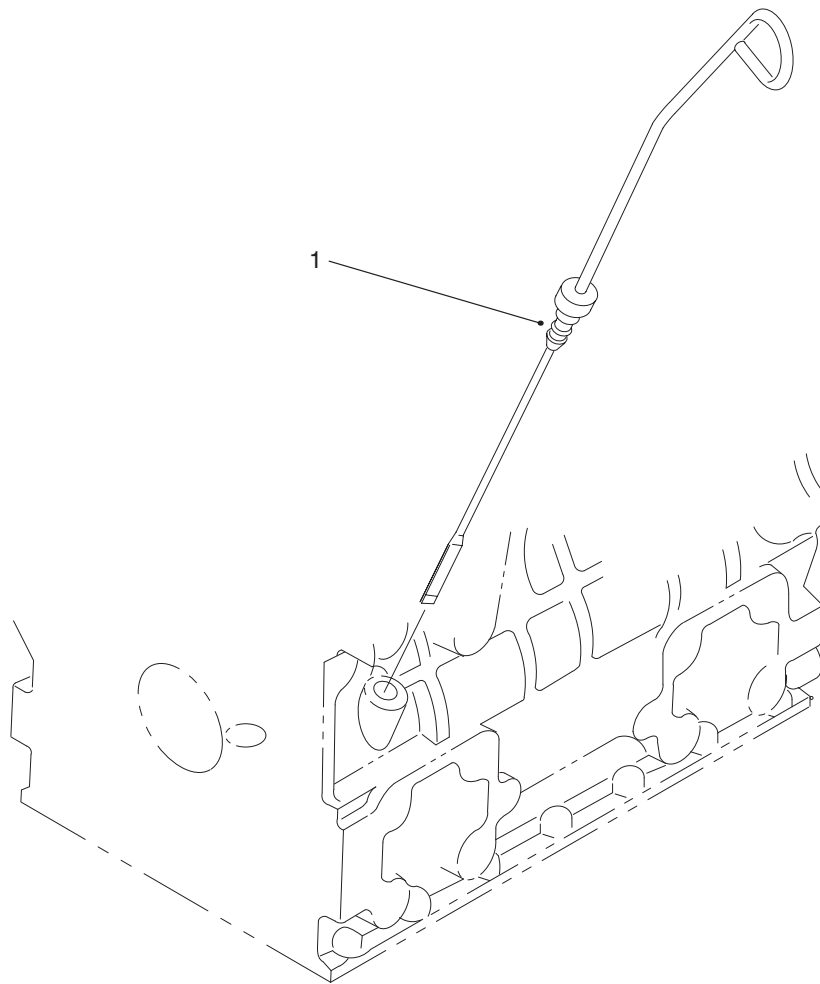
Ref. No.	Part No.	Description	No. Used
12	98-9723	Asm-Holder	1
13	98-9724	Pipe-Cooler, Oil	1
14	98-9578	Pipe-Return, Water	1
15	98-9579	Band-Pipe	4
16	98-9727	Collar	1
17	98-9728	Asm-Cooler, Oil	1
18	98-9729	O-Ring	1
19	99-8383	Asm-Pipe, Oil (Incl. Ref. #21)	1
20	99-8384	Asm-Cartridge, Oil	1
21	98-9722	O-Ring	1



T-2910-1

HEAD COVER ASSEMBLY

Ref. No.	Part No.	Description	No. Used	Ref. No.	Part No.	Description	No. Used
1	98-7430	O-Ring	2	9	98-9488	Plate-Breather Element	1
2	98-9449	Plug-Oil Filler	1	10	98-9493	Element-Breather	1
3	98-9455	Nut-Cap	3	11	98-9489	Plate-Breather Element	1
4	98-9454	Gasket	3	12	98-9615	Gasket-Head Cover	1
5	98-9492	Joint-Breather Pipe	1	13	98-9614	Asm-Cover, Cylinder Head (Incl. Ref. #5 & 7-12)	1
6	98-9491	Pipe-Breather	1	14	99-8349	Extension-Fill, Oil	1
7	98-9364	Screw w/washer	2				
8	98-9490	Oil Shield-Breather	1				



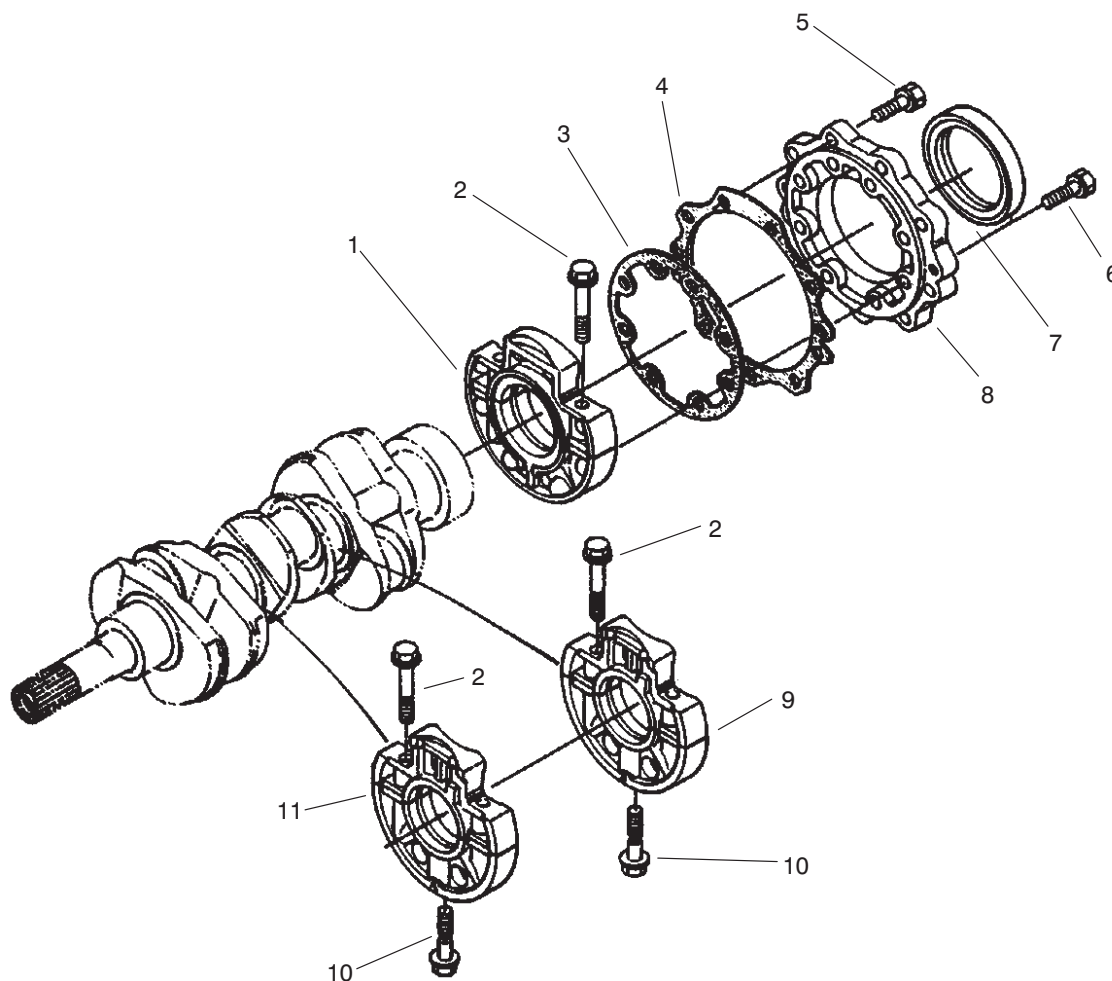
T-3094

DIPSTICK ASSEMBLY

Ref. No.	Part No.	Description	No. Used
1	98-9627	Gauge-Oil	1

Ref. No.	Part No.	Description	No. Used

*Not Illustrated

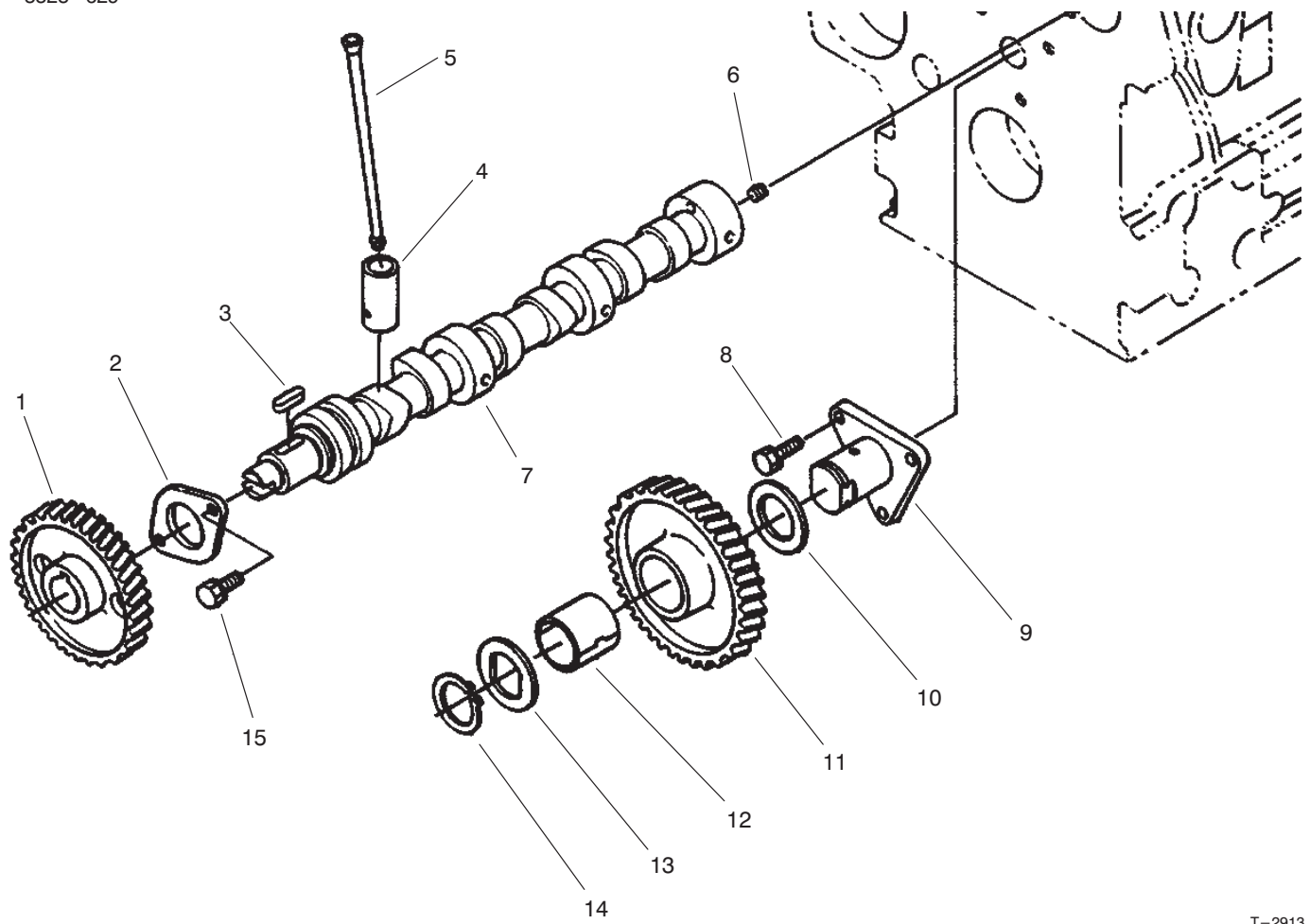


T-2912

MAIN BEARING CASE ASSEMBLY

Ref. No.	Part No.	Description	No. Used
1	98-9480	Asm-Case, Main Bearing	1
2	98-9484	Bolt-Bearing Case	6
3	98-9634	Gasket-Bearing Case	1
4	98-9635	Gasket-Bearing Case Cover	1
5	98-7568	Bolt	9
6	98-9352	Bolt	8

Ref. No.	Part No.	Description	No. Used
7	98-9483	Seal-Oil	1
8	98-9487	Cover-Bearing Case	1
9	99-8360	Asm-Case, Main Bearing	1
10	98-9485	Bolt-Bearing Case	2
11	99-8361	Asm-Case, Main Bearing	1

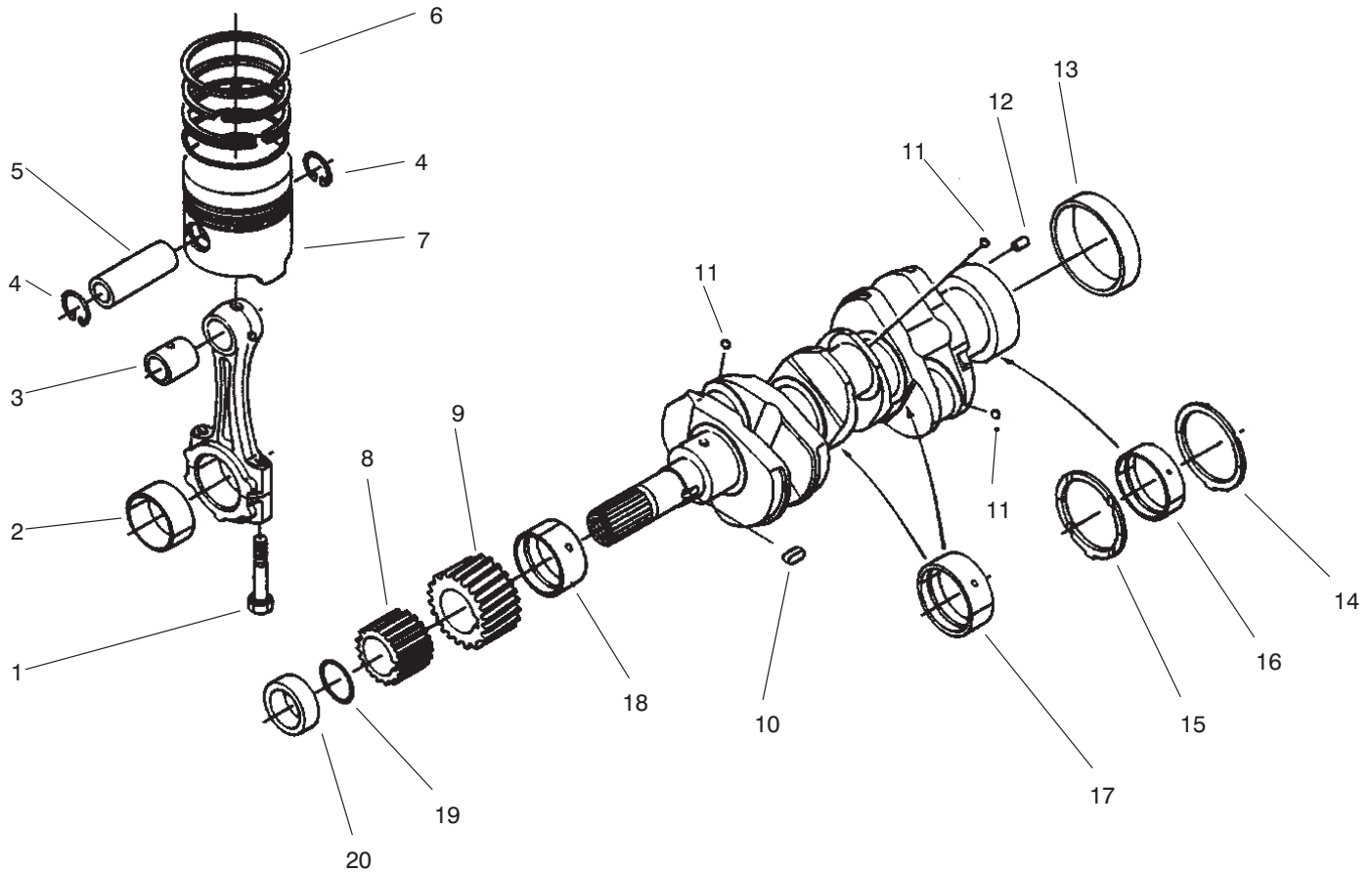


T-2913

CAMSHAFT ASSEMBLY

Ref. No.	Part No.	Description	No. Used
1	98-9512	Gear-Cam	1
2	98-9510	Stopper-Camshaft	1
3	98-9378	Key-Feather	1
4	98-9616	Tappet	6
5	98-9509	Push Rod	6
6	98-7449	Screw-Set	1
7	99-8362	Asm-Camshaft (Incl. Ref. #1-3, 6 & 15)	1
8	98-7692	Bolt	3

Ref. No.	Part No.	Description	No. Used
9	98-9533	Shaft-Gear, Idle	1
10	98-9535	Collar-Gear, Idle	1
11	98-9649	Asm-Gear, Idle (Incl. Ref. #12)	1
12	98-9650	Bushing-Gear, Idle	1
13	98-9536	Collar-Gear, Idle	1
14	98-9534	Clip-Circular, Idle Gear	1
15	98-9351	Bolt	2

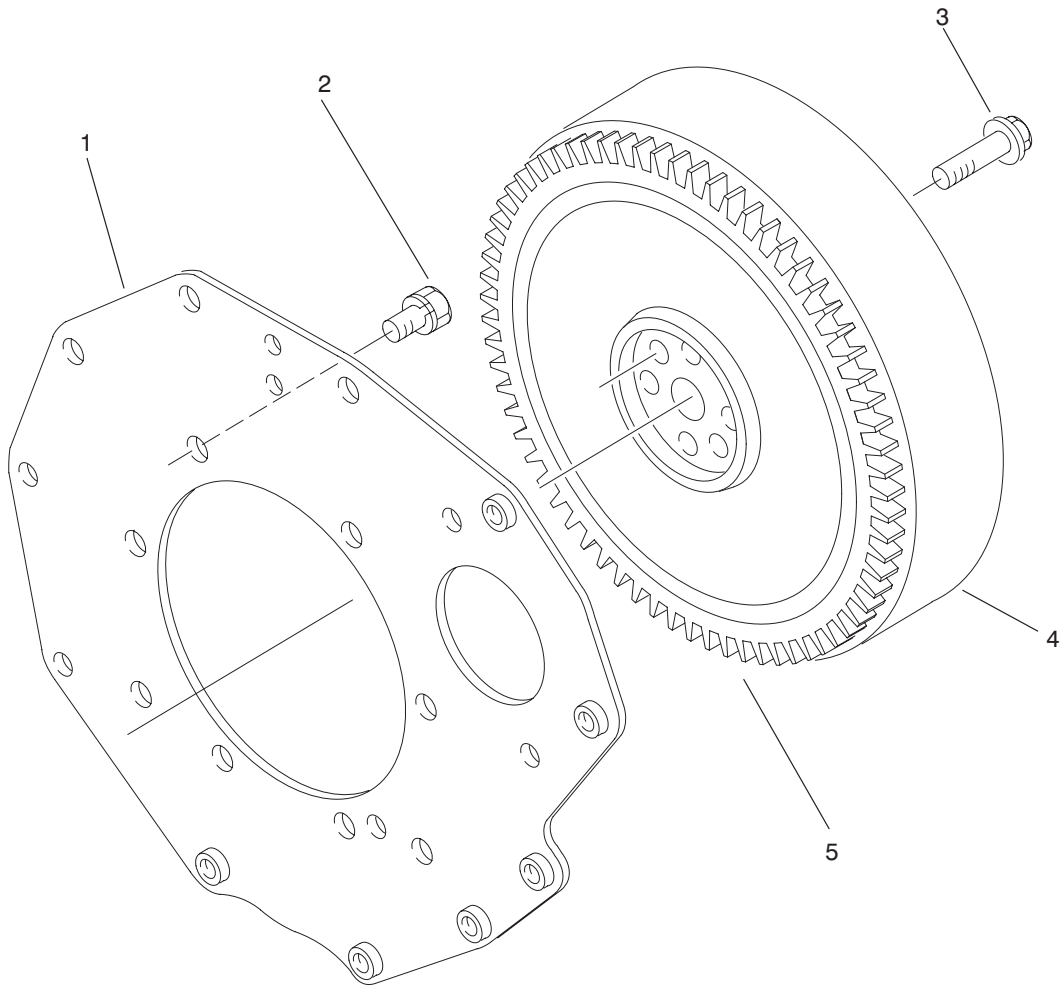


T-2914

PISTON & CRANKSHAFT ASSEMBLY

Ref. No.	Part No.	Description	No. Used	Ref. No.	Part No.	Description	No. Used
1	98-9517	Bolt-Connecting Rod	6	15	98-9689	Metal-Side (0.2mm Oversize)	2
2	98-9553	Metal-Crankpin (Std)	3	15	98-9690	Metal-Side (0.4mm Oversize)	2
2	98-9519	Metal-Crankpin (0.2mm Undersize)	3	16	98-9556	Metal-Crankshaft (Std)	1
2	98-9520	Metal-Crankpin (0.4mm Undersize)	3	16	98-9526	Metal-Crankshaft (0.2mm Undersize)	1
3	98-9515	Bushing-Piston Pin	3	16	98-9527	Metal-Crankshaft (0.4mm Undersize)	1
4	98-9514	Clip-Circular, Piston Pin	6	17	98-9555	Metal-Crankshaft (Std Set)	2
5	98-9513	Pin-Piston	3	17	98-9530	Metal-Crankshaft (0.2mm Undersize Set)	2
6	98-9551	Asm-Piston Ring (Std)	3	17	98-9531	Metal-Crankshaft (0.4mm Undersize Set)	2
6	98-9619	Asm-Piston Ring (0.5mm Oversize)	3	18	98-9554	Metal-Crankshaft (Std)	1
7	98-9550	Piston (Std)	3	18	98-9528	Metal-Crankshaft (0.2mm Undersize)	1
7	98-9470	Piston (0.5mm Oversize)	3	18	98-9529	Metal-Crankshaft (0.4mm Undersize)	1
8	98-9542	Gear-Oil Pump Drive	1	19	98-9373	O-Ring	1
9	98-9532	Gear-Crankshaft	1	20	98-9521	Collar-Crankshaft	1
10	98-9666	Key	1	*	98-9552	Asm-Rod, Connecting (Incl. Ref. #1-3)	3
11	98-7473	Ball	3	*	98-9642	Asm-Crankshaft (Incl. Ref. #8-13)	1
12	98-9375	Pin-Straight	1				
13	98-9522	Sleeve-Crankshaft	1				
14	98-9413	Metal-Side (Std)	2				
14	98-9414	Metal-Side (0.2mm Oversize)	2				
14	98-9415	Metal-Side (0.4mm Oversize)	2				
15	98-9688	Metal-Side (Std)	2				

*Not Illustrated



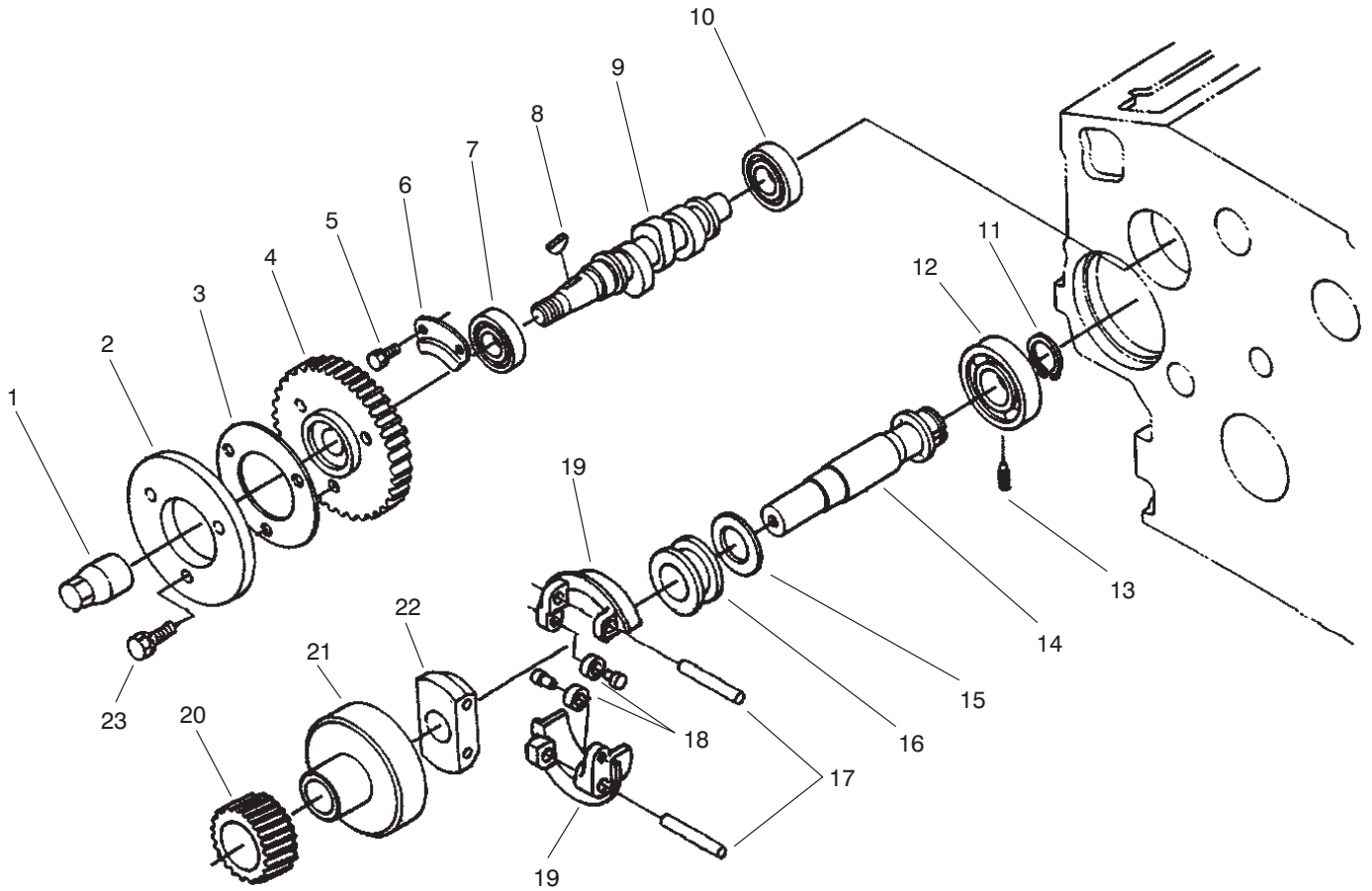
T-2915

FLYWHEEL ASSEMBLY

Ref. No.	Part No.	Description	No. Used
1	98-9486	Plate-End, Rear	1
2	98-9392	Bolt	8
3	98-9537	Bolt-Flywheel	6

Ref. No.	Part No.	Description	No. Used
4	98-9691	Asm-Flywheel (Incl. Ref. #5)	1
5	98-9394	Gear-Ring	1

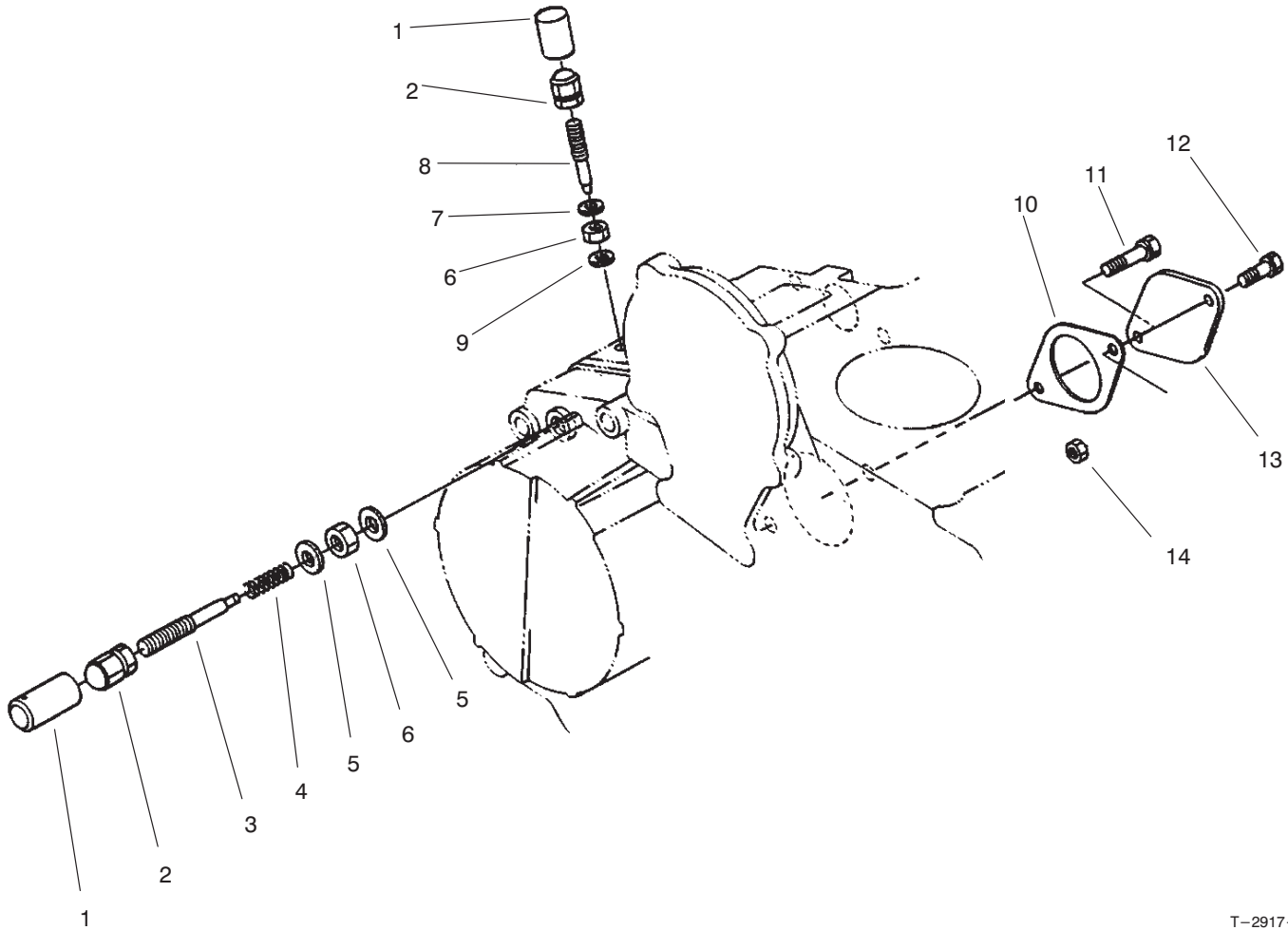
*Not Illustrated



T-2916

FUEL CAMSHAFT ASSEMBLY

Ref. No.	Part No.	Description	No. Used	Ref. No.	Part No.	Description	No. Used
1	98-9590	Nut-Cap	1	13	98-9565	Screw-Set	1
2	98-9547	Cam-Fuel	1	14	98-9644	Asm-Shaft, Governor (Incl. Ref. #12 & 14-22)	1
3	98-9548	Washer	1	15	98-9564	Washer-Thrust	1
4	98-9669	Gear-Injection Pump	1	16	98-9563	Sleeve-Governor	1
5	98-9350	Bolt	2	17	98-9560	Shaft-Governor Weight	2
6	98-9511	Stopper-Fuel, Camshaft	1	18	98-9692	Roller	2
7	98-9383	Bearing-Ball	1	19	98-9559	Asm-Weight, Governor	2
8	98-9595	Key-Woodruff	1	20	98-9673	Gear-Governor	1
9	98-9459	Camshaft-Fuel	1	21	98-9562	Holder-Gear, Governor	1
10	98-9382	Bearing-Ball	1	22	98-9561	Holder-Gear, Governor	1
11	98-9657	Clip-Circular, Gov. Shaft	1	23	98-7605	Bolt	3
12	98-9381	Bearing-Ball	1				



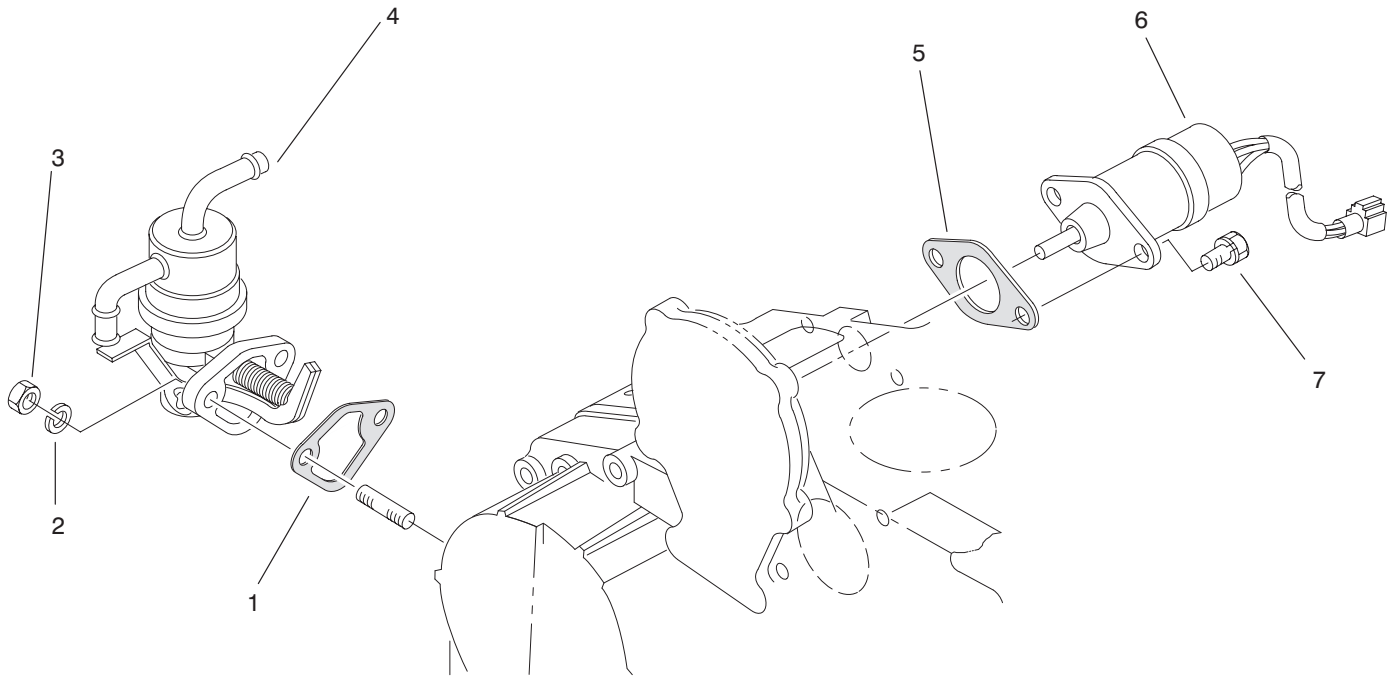
T-2917-1

ENGINE STOP LEVER ASSEMBLY

Ref. No.	Part No.	Description	No. Used
1	99-8390	Lock-Pipe, Fuel Adjust.	2
2	99-8387	Nut-Cap	2
3	98-9679	Asm-Bolt, Adjusting (Incl. Ref. #4)	1
4		Spring	1
5	98-7654	Gasket	2
6	99-8386	Nut	2
7	99-8388	Gasket 10mm Dia.	1
8	98-9557	Bolt-Adjusting	1

Ref. No.	Part No.	Description	No. Used
9	99-8389	Gasket 14mm Dia.	1
10	98-9674	Packing	1
11	98-7645	Bolt	1
12	98-9359	Bolt	1
13	98-9640	Cover-Pump	1
14	98-7534	Nut	1
*	98-9678	Asm-Apparatus, Idle (Incl. Ref. #1-6)	1

*Not Illustrated



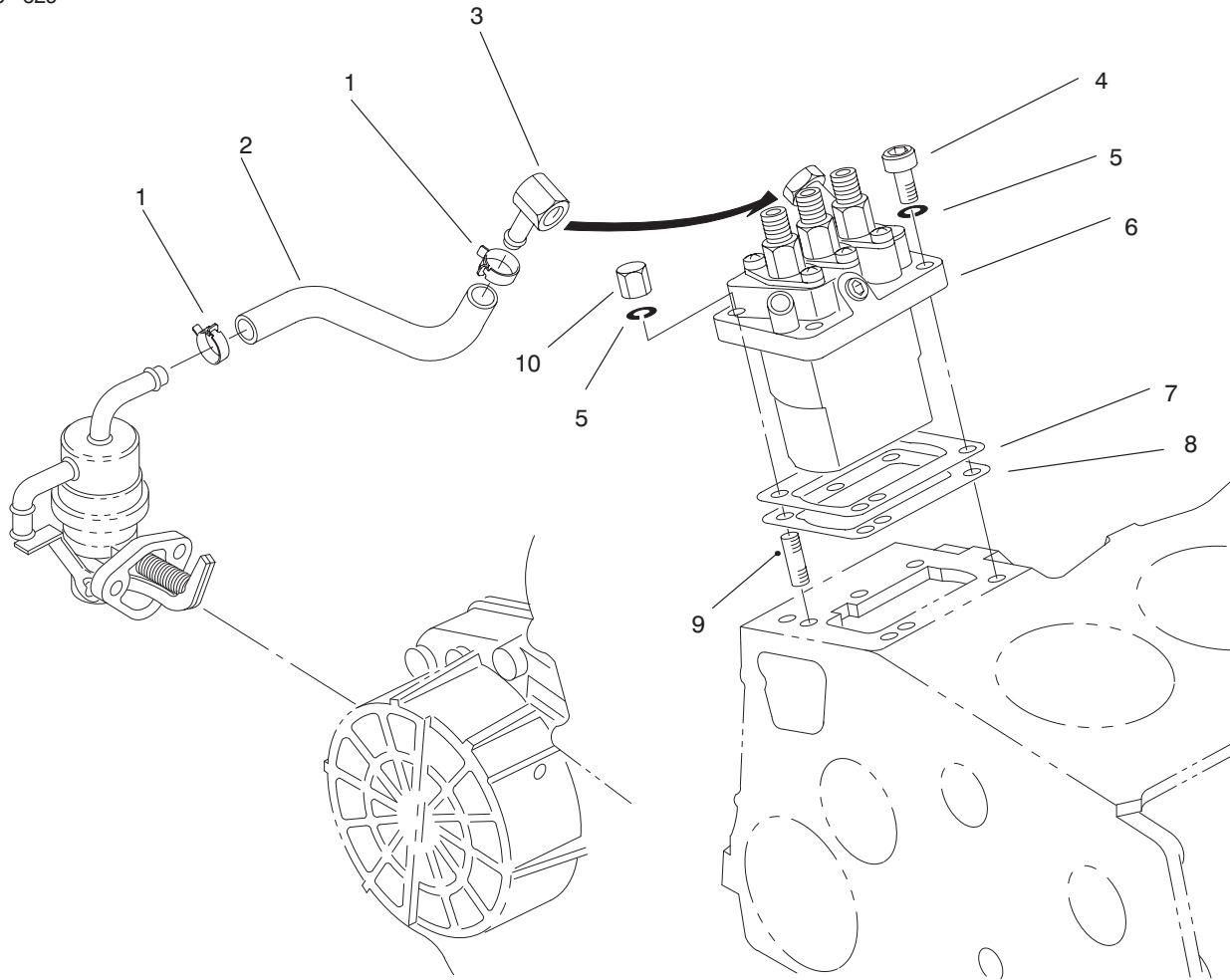
T-2918

STOP SOLENOID & FUEL PUMP ASSEMBLY

Ref. No.	Part No.	Description	No. Used
1	98-9636	Gasket-Fuel Pump	1
2	98-9367	Washer-Lock	2
3	98-7572	Nut	2
4	98-9677	Asm-Pump, Fuel	1

Ref. No.	Part No.	Description	No. Used
5	98-9683	Gasket-Solenoid Cover	1
6	98-9693	Solenoid-Stop	1
7	98-9351	Bolt	2

*Not Illustrated



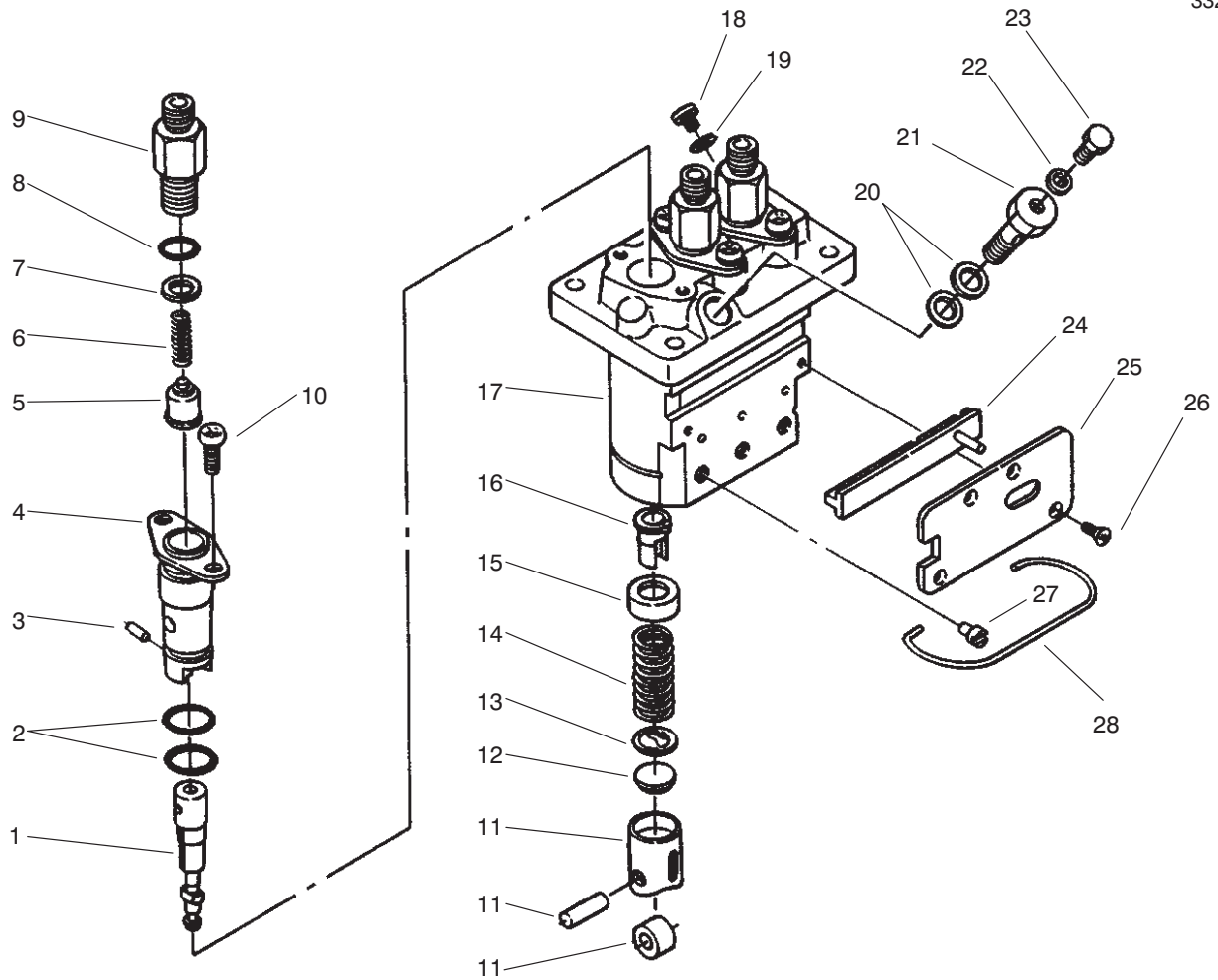
T-2919

INJECTION PUMP ASSEMBLY

Ref. No.	Part No.	Description	No. Used
1	98-9545	Band-Pipe	2
2	98-9384	Tube-Fuel	1
3	98-9596	Joint-Eye	1
4	98-9361	Bolt	2
5	98-9367	Washer-Lock	4
6	98-9643	Asm-Pump, Injection	1
7	98-9456	Shim-Injection (0.2mm)	1

Ref. No.	Part No.	Description	No. Used
7	98-9457	Shim-Injection (0.25mm)	1
8	98-9458	Shim-Injection (0.30mm)	1
9	98-9438	Stud	2
10	98-9440	Nut-Cap	2
*	98-9467	Asm-Pipe, Fuel (Incl. Ref. #1 & 2)	1

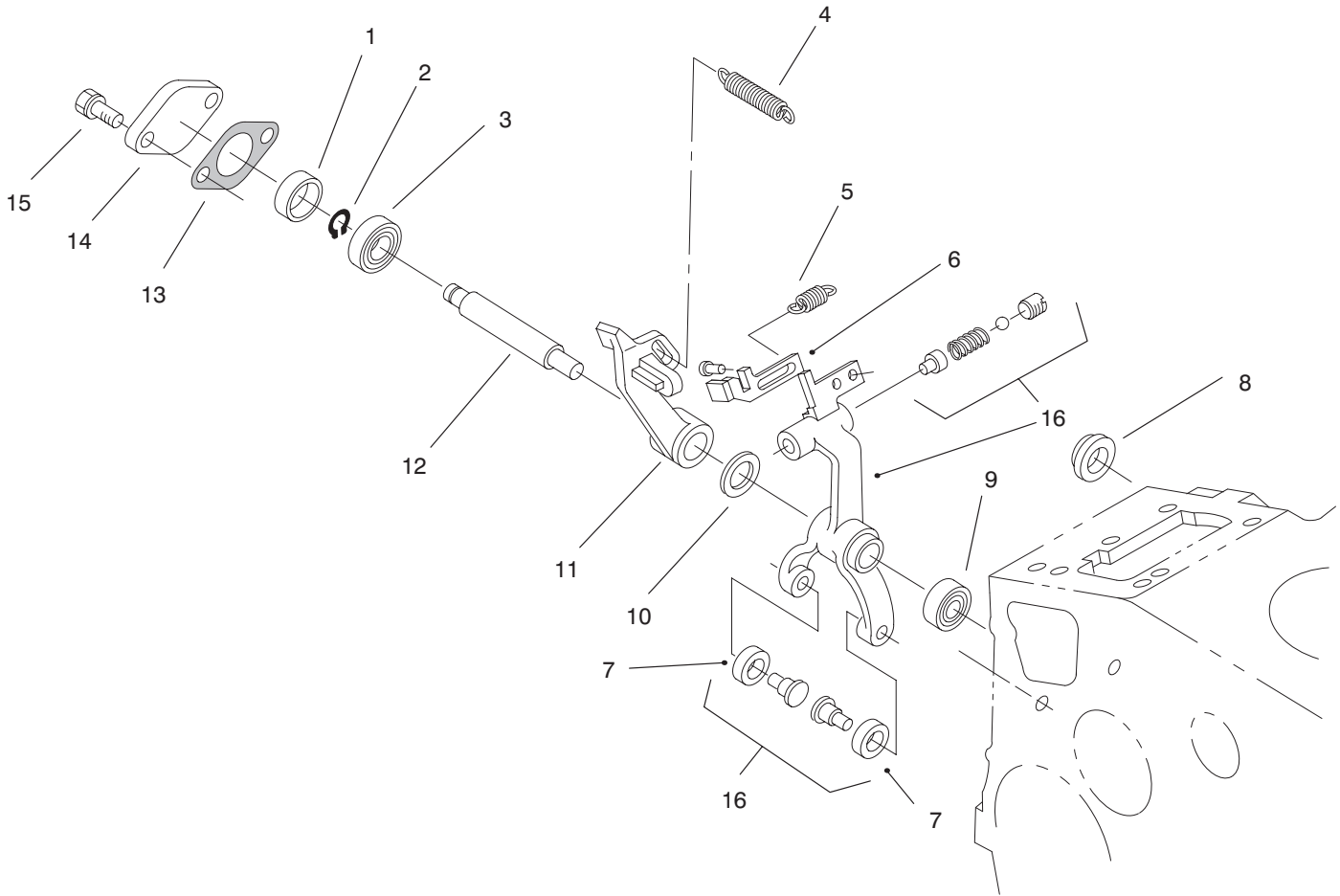
*Not Illustrated



T-2920

INJECTION PUMP ASSEMBLY (Continued)

Ref. No.	Part No.	Description	No. Used	Ref. No.	Part No.	Description	No. Used
1	98-9462	Element-Pump	3	16	98-9432	Sleeve-Control	3
2	98-9423	O-Ring	6	17	98-9643	Asm-Pump, Injection (Incl. Ref. #1-16 & 18-28)	1
3	98-9443	Pin-Joint	3	18	98-9466	Plug	1
4	98-9434	Flange-Sleeve	3	19	98-9451	Gasket	1
5	98-9421	Valve-Delivery	3	20	98-9445	Gasket	2
6	98-9424	Spring-Valve, Delivery	3	21	98-9464	Bolt-Joint	1
7	98-9425	Gasket-Valve, Delivery	3	22	98-9446	Gasket	1
8	98-9447	O-Ring	3	23	98-9430	Screw	1
9	98-9652	Holder-Valve, Delivery	3	24	98-9463	Rack-Control	1
10	98-9452	Screw	6	25	98-9465	Plate	1
11	98-9422	Asm-Tappet	3	26	98-9442	Screw-Countersunk Hd.	4
12	98-9433	Shim	3	27	98-9426	Pin-Guide, Tappet	3
13	98-9429	Seat-Spring, Lower	3	28	98-9450	Pin-Clamp	1
14	98-9428	Spring-Plunger	3				
15	98-9427	Seat-Spring, Upper	3				



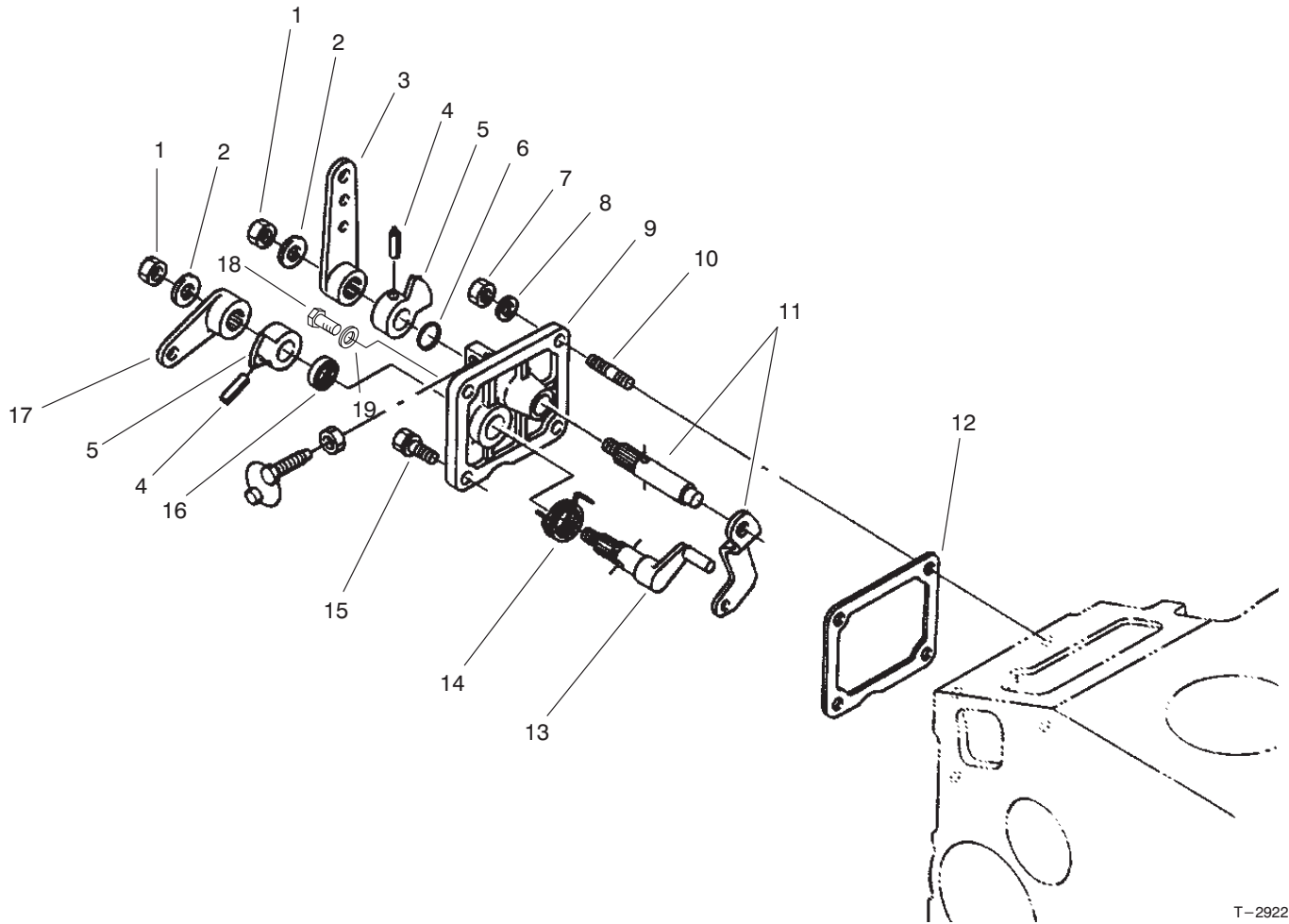
T-2921

GOVERNOR ASSEMBLY

Ref. No.	Part No.	Description	No. Used
1	98-9567	Collar	1
2	98-9369	Clip-Circular, External	1
3	98-9570	Bearing-Miniature	1
4	98-9681	Spring-Governor	1
5	98-9645	Spring-Start	1
6	98-9660	Lever-Thrust	1
7	98-9692	Roller	2
8	98-9568	Collar	1
9	98-9571	Bearing-Miniature	1
10	98-9593	Washer-Flat	1

Ref. No.	Part No.	Description	No. Used
11	98-9659	Lever-Fork	1
12	98-9566	Shaft-Lever, Fork	1
13	98-9682	Gasket	1
14	98-9569	Cover-Shaft, Fork Lever	1
15	98-9351	Bolt	2
16	99-8380	Complete Lever & Fork (Incl. Ref. #6 & 7)	1
*	98-9680	Asm-Lever, Fork (Incl. Ref. #2, 3, 10-12 & 16)	1

*Not Illustrated

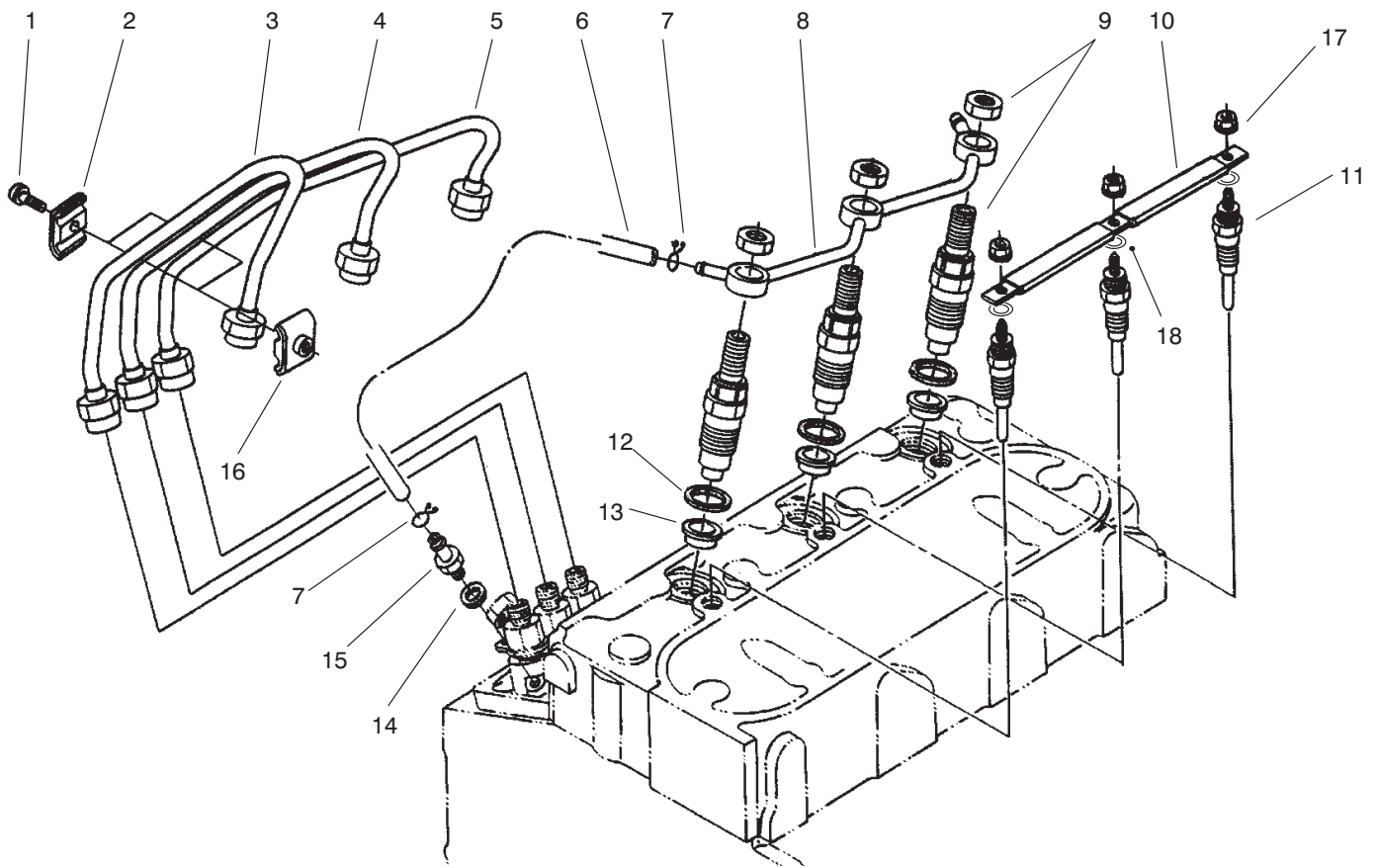


T-2922

SPEED CONTROL PLATE ASSEMBLY

Ref. No.	Part No.	Description	No. Used
1	98-9589	Nut	2
2	98-9594	Washer-Flat	2
3	98-9662	Lever-Speed Control	1
4	98-7602	Pin-Spring	2
5	98-9572	Lever-Speed Control	2
6	98-9371	O-Ring	1
7	98-7572	Nut	2
8	98-9367	Washer-Lock	2
9	98-9661	Asm-Plate, Control (Incl. Ref. #1-6, 11, 13, 14, 16 & 17)	1

Ref. No.	Part No.	Description	No. Used
10	98-9362	Stud	2
11	98-9658	Asm-Lever, Governor	1
12	98-9637	Gasket	1
13	98-9664	Shaft-Stop Lever	1
14	98-9472	Spring-Return	1
15	98-7692	Bolt	1
16	98-7601	Seal-Oil	1
17	98-9663	Lever-Engine Stop	1
18	99-8348	Bolt	1
19	98-7654	Gasket	1



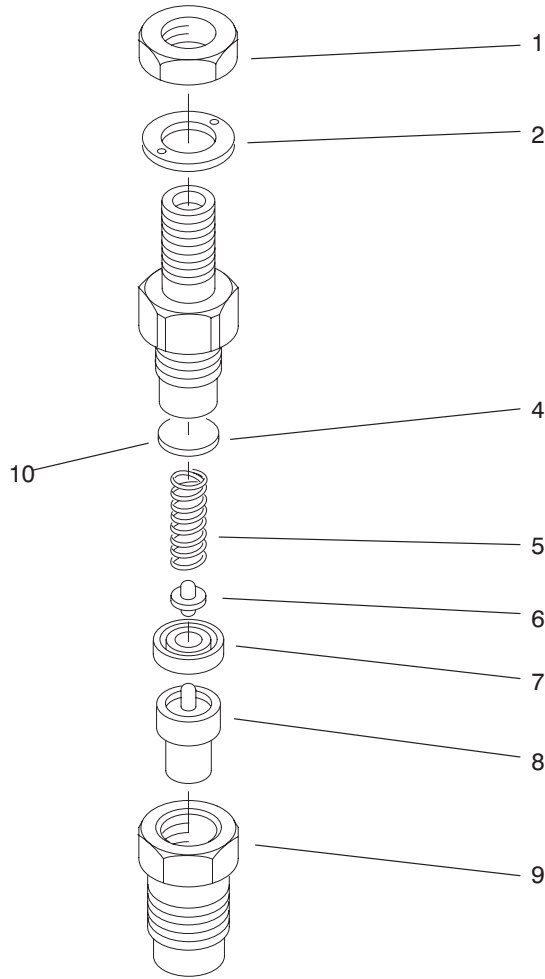
T-2923

NOZZLE HOLDER & GLOW PLUG ASSEMBLY

Ref. No.	Part No.	Description	No. Used
1	98-7684	Screw w/washer	2
2	98-7683	Clamp-Pipe	2
3	98-9622	Pipe-Injection	1
4	98-9654	Pipe-Injection	1
5	98-9655	Pipe-Injection	1
6	98-9624	Asm-Pipe, Overflow (Incl. Ref. #7)	1
7	98-7671	Clip-Pipe	2
8	98-9621	Asm-Pipe, Overflow	1
9	98-9468	Asm-Holder, Nozzle	3

Ref. No.	Part No.	Description	No. Used
10	98-9631	Cord-Glow Plug	1
11	98-9623	Plug-Glow	3
12	98-7676	Gasket	3
13	98-7677	Seat-Heat	3
14	98-7654	Gasket	1
15	98-9431	Screw-Air Bleed	1
16	98-7682	Clamp-Pipe	2
17	99-8377	Nut-Flange	3
18	99-8378	Washer-Plain	3

*Not Illustrated



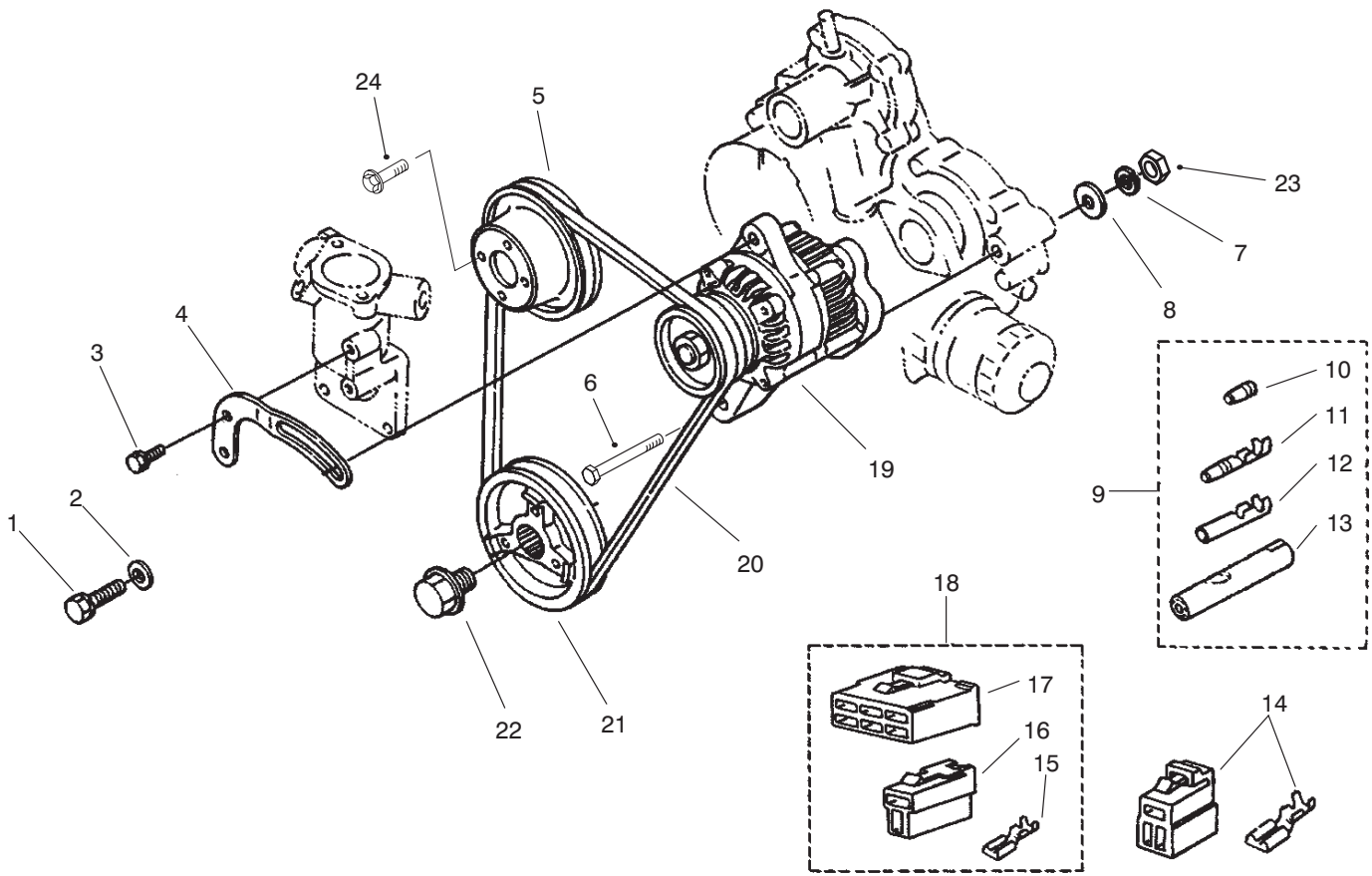
T-2924

NOZZLE HOLDER ASSEMBLY

Ref. No.	Part No.	Description	No. Used
1	99-8301	Nut	3
2	99-8307	Washer	3
4	99-8302	Washer-Adjusting	3
5	99-8303	Spring-Nozzle	3
6	99-8305	Push Rod	3
7	99-8304	Piece-Distance	3
8	99-8308	Piece-Nozzle	3
9	99-8306	Nut-Nozzle	3
10	99-8309	Asm-Washer, Adjusting	3
*	99-8310	Washer-Adj. (0.10mm)	3
*	99-8311	Washer-Adj. (0.20mm)	3

Ref. No.	Part No.	Description	No. Used
10	99-8312	Washer-Adj. (0.30mm)	3
*	99-8313	Washer-Adj. (0.40mm)	3
*	99-8314	Washer-Adj. (0.50mm)	3
*	99-8315	Washer-Adj. (0.52mm)	3
*	99-8316	Washer-Adj. (0.54mm)	3
*	99-8317	Washer-Adj. (0.56mm)	3
*	99-8318	Washer-Adj. (0.58mm)	3
*	99-8319	Washer-Adj. (0.80mm)	3
*	98-9468	Asm-Holder, Nozzle (Incl. Ref. #1-9)	3

*Not Illustrated

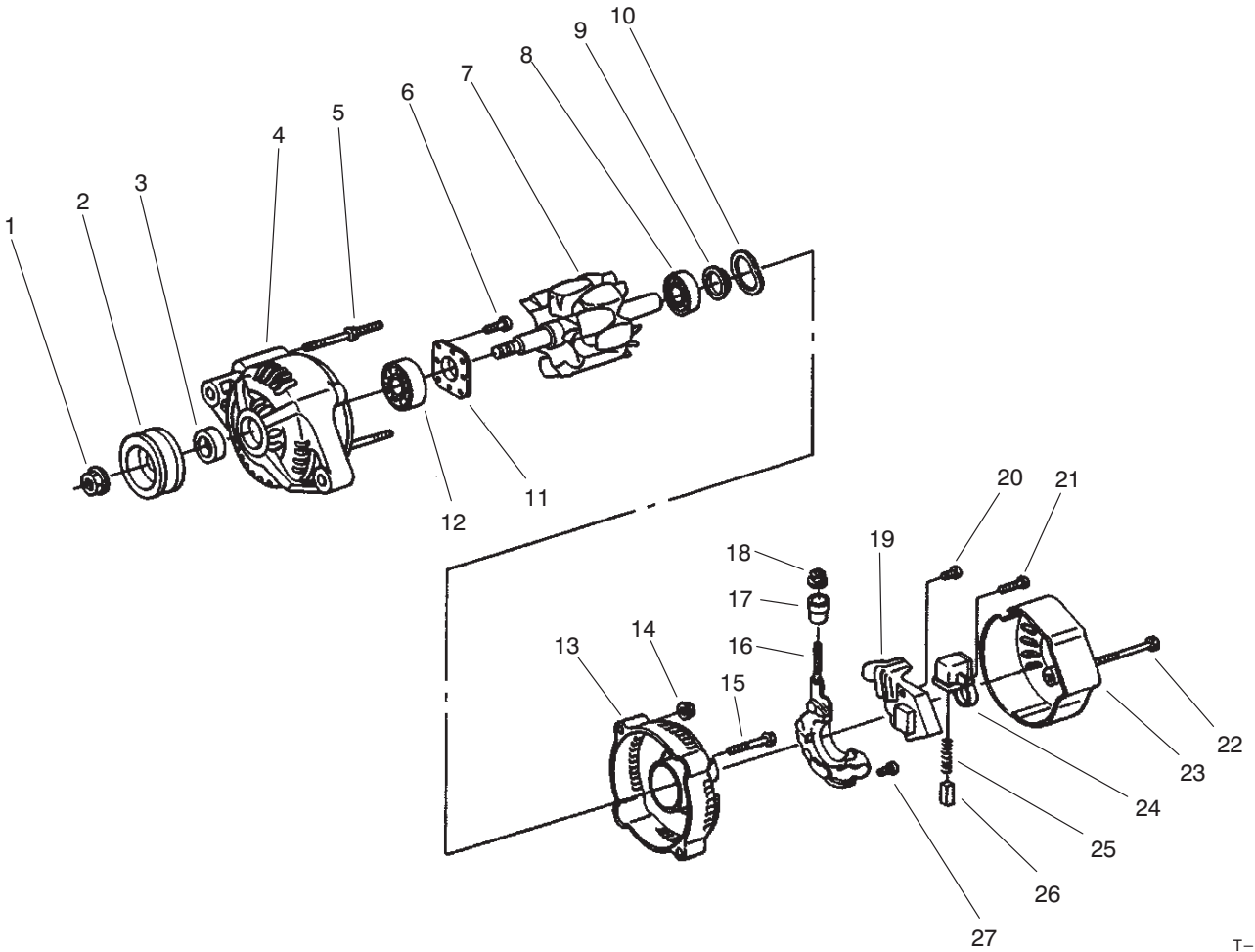


T-2926-1

ALTERNATOR & PULLEY ASSEMBLY

Ref. No.	Part No.	Description	No. Used
1	98-7697	Bolt	1
2	98-7698	Washer-Flat	1
3	98-7692	Bolt	1
4	98-9573	Stay-Dynamo	1
5	98-9584	Pulley-Fan	1
6	98-9360	Bolt	1
7	98-9368	Washer-Lock	1
8	98-9366	Washer-Flat	1
9	98-9700	Asm-Terminal (Incl. Ref. #10-13)	1
10	98-9701	Terminal	1
11	98-9702	Sleeve	1
12	98-9703	Terminal	1

Ref. No.	Part No.	Description	No. Used
13	98-9704	Sleeve	1
14	98-9602	Asm-Coupler, Lock	1
15	98-9699	Terminal	7
16	98-9698	Connector	1
17	98-9697	Connector	1
18	98-9696	Asm-Coupler (Incl. Ref. #15-17)	1
19	98-9474	Asm-Alternator	1
20	98-9676	V-Belt	1
21	98-9473	Pulley-Fan Drive	1
22	98-9585	Bolt	1
23	98-7737	Nut	1
24	99-8363	Bolt-Flange	4



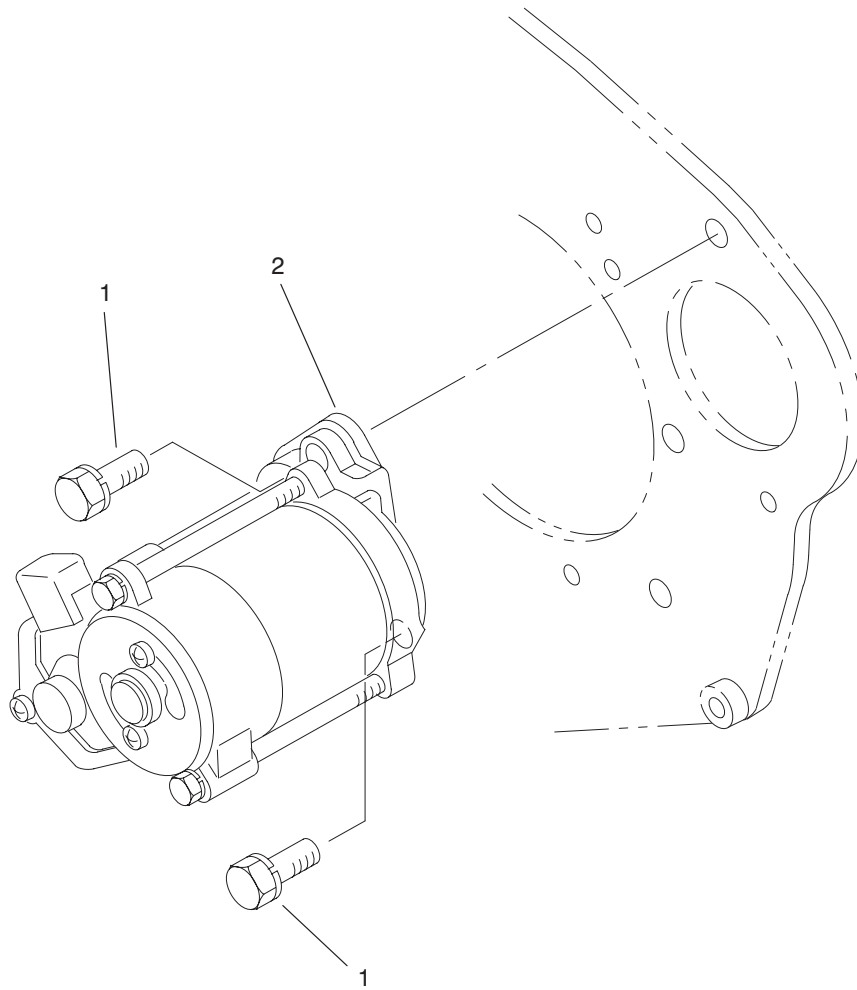
T-2927

ALTERNATOR ASSEMBLY

Ref. No.	Part No.	Description	No. Used
1	98-7708	Nut	1
2	98-9453	Pulley-Dynamo	1
3	98-7709	Collar	1
4	98-7714	Frame-Drive End	1
5	98-7717	Bolt-Through	2
6	98-7716	Screw-RH	4
7	98-7710	Rotor	1
8	98-7712	Bearing-Ball	1
9	98-7711	Cover-Bearing	1
10	98-7713	Washer-Thrust	1
11	98-7715	Plate-Retainer	1
12	98-7718	Bearing-Ball	1
13	98-7719	Frame-End	1
14	98-7730	Nut	2
15	98-7731	Bolt	2

Ref. No.	Part No.	Description	No. Used
16	98-7721	Asm-Rectifier	1
17	98-7722	Bushing-Insulation	1
18	98-7732	Nut	1
19	98-7733	Asm-Regulator	1
20	98-7726	Screw-RH	2
21	98-7728	Screw-RH	1
22	98-7729	Bolt	3
23	98-7720	Cover-End	1
24	98-7723	Holder-Brush	1
25	98-7725	Spring-Brush	2
26	98-7724	Brush	2
27	98-7727	Screw-RH	6
*	98-9474	Asm-Alternator (Incl. Ref. #1-27)	1

*Not Illustrated

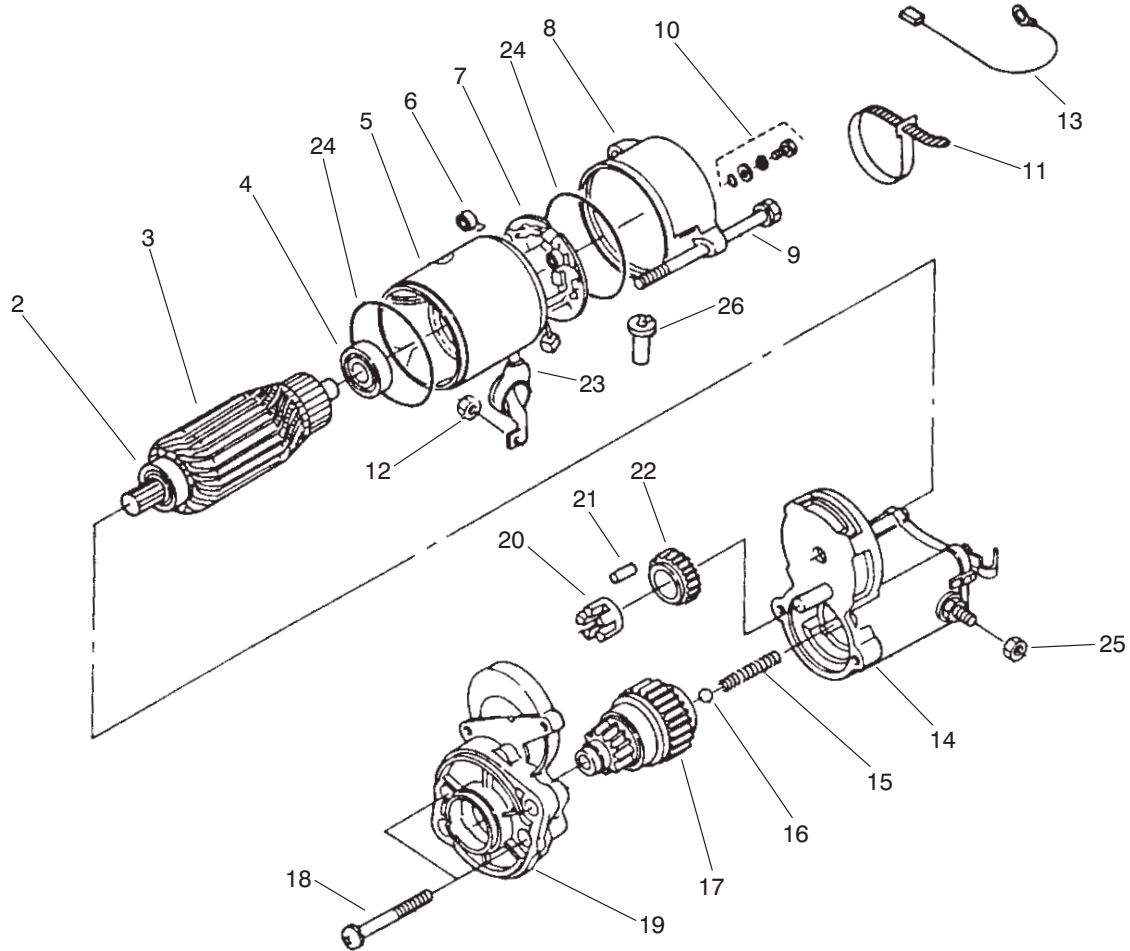


T-2928

STARTER MOUNT ASSEMBLY

Ref. No.	Part No.	Description	No. Used
1	98-7697	Bolt	2
2	98-9705	Asm-Starter	1

Ref. No.	Part No.	Description	No. Used

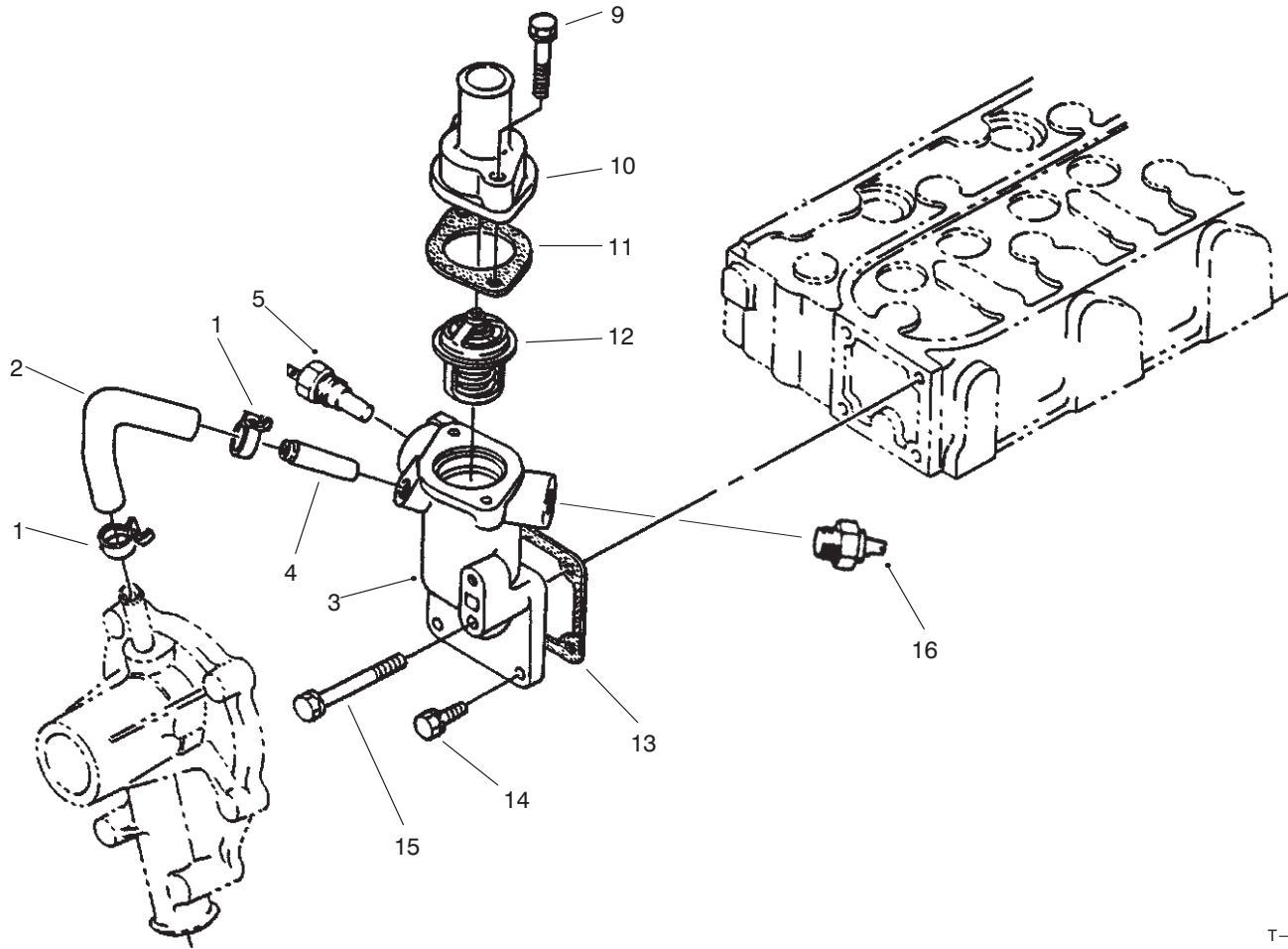


T-3081

STARTER ASSEMBLY

Ref. No.	Part No.	Description	No. Used	Ref. No.	Part No.	Description	No. Used
2	98-7743	Bearing-Ball	1	15	98-7754	Spring	1
3	98-7742	Asm-Armature (Incl. Ref. #2 & 4)	1	16	98-7755	Ball	1
4	98-7744	Bearing-Ball	1	17	99-8373	Clutch	1
5	98-7741	Asm-Yoke	1	18	98-7756	Bolt	2
6	98-7750	Spring-Brush	4	19	99-8374	Frame-Drive End	1
7	98-7749	Asm-Holder, Brush (Incl. Ref. #6)	1	20	98-7752	Retainer	1
8	99-8370	Frame-End	1	21	98-7753	Roller	5
9	98-9549	Bolt	2	22	98-7751	Gear	1
10	98-7758	Asm-Bolt	2	23	99-8375	Cover-Cord	1
11	98-9712	Band-Cover	1	24	98-7757	O-Ring	2
12	99-8371	Nut-Hex.	1	25	99-8376	Nut	1
13	98-9711	Cord-Stop, Solenoid	1	26	98-7759	Pipe-Drain	1
14	99-8372	Asm-Switch, Magnetic	1	*	98-9705	Asm-Starter (Incl. Ref. #2-26)	1

*Not Illustrated

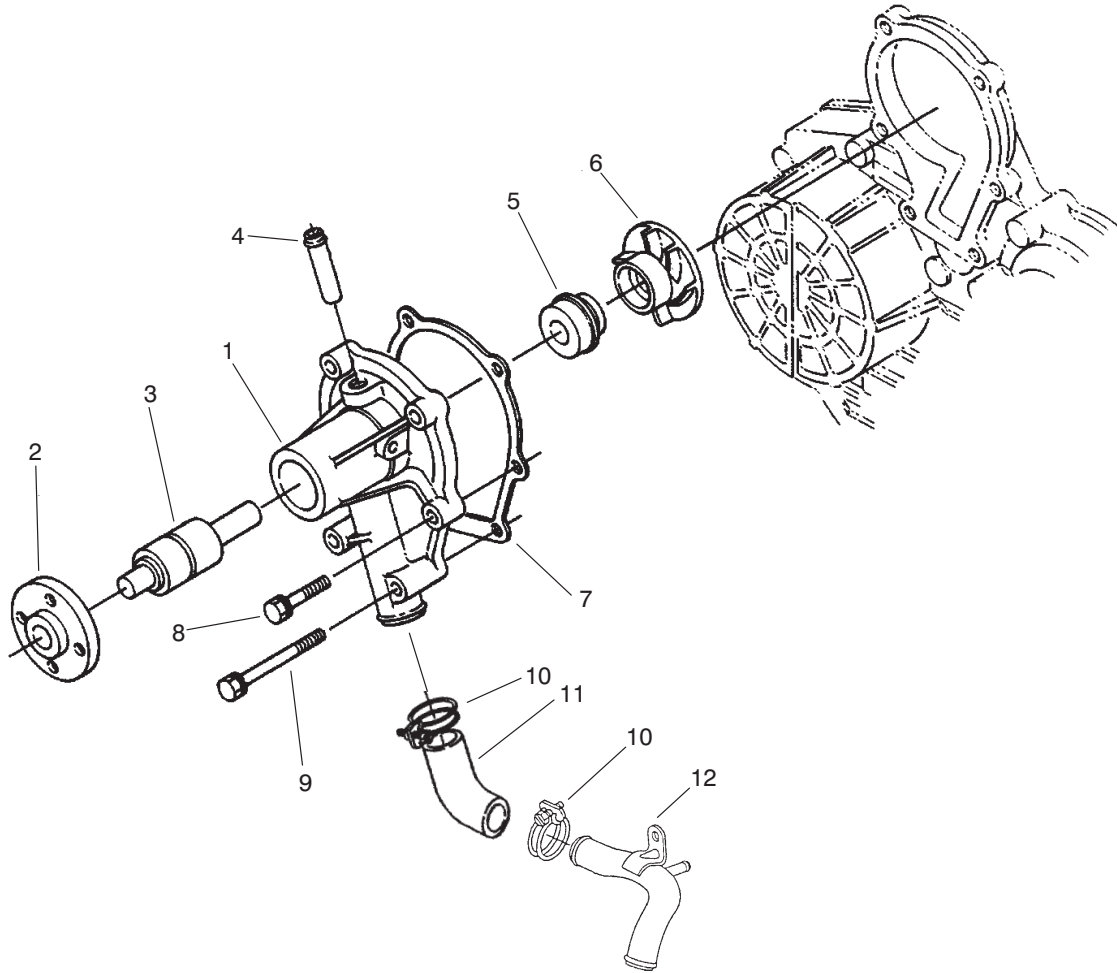


T-2930

WATER FLANGE & THERMOSTAT ASSEMBLY

Ref. No.	Part No.	Description	No. Used
1	98-9579	Band Pipe	2
2	98-9578	Pipe-Return, Water	1
3	98-9713	Asm-Flange, Water (Incl. Ref. #4)	1
4	98-9580	Pipe-Return, Water	1
5	98-9719	Thermoswitch	1
9	98-7777	Bolt	2

Ref. No.	Part No.	Description	No. Used
10	98-9471	Cover-Thermostat	1
11	98-7776	Gasket	1
12	98-7778	Asm-Thermostat	1
13	98-9638	Gasket-Flange, Water	1
14	98-7692	Bolt	3
15	98-9356	Bolt	1
16	98-9346	Switch	1

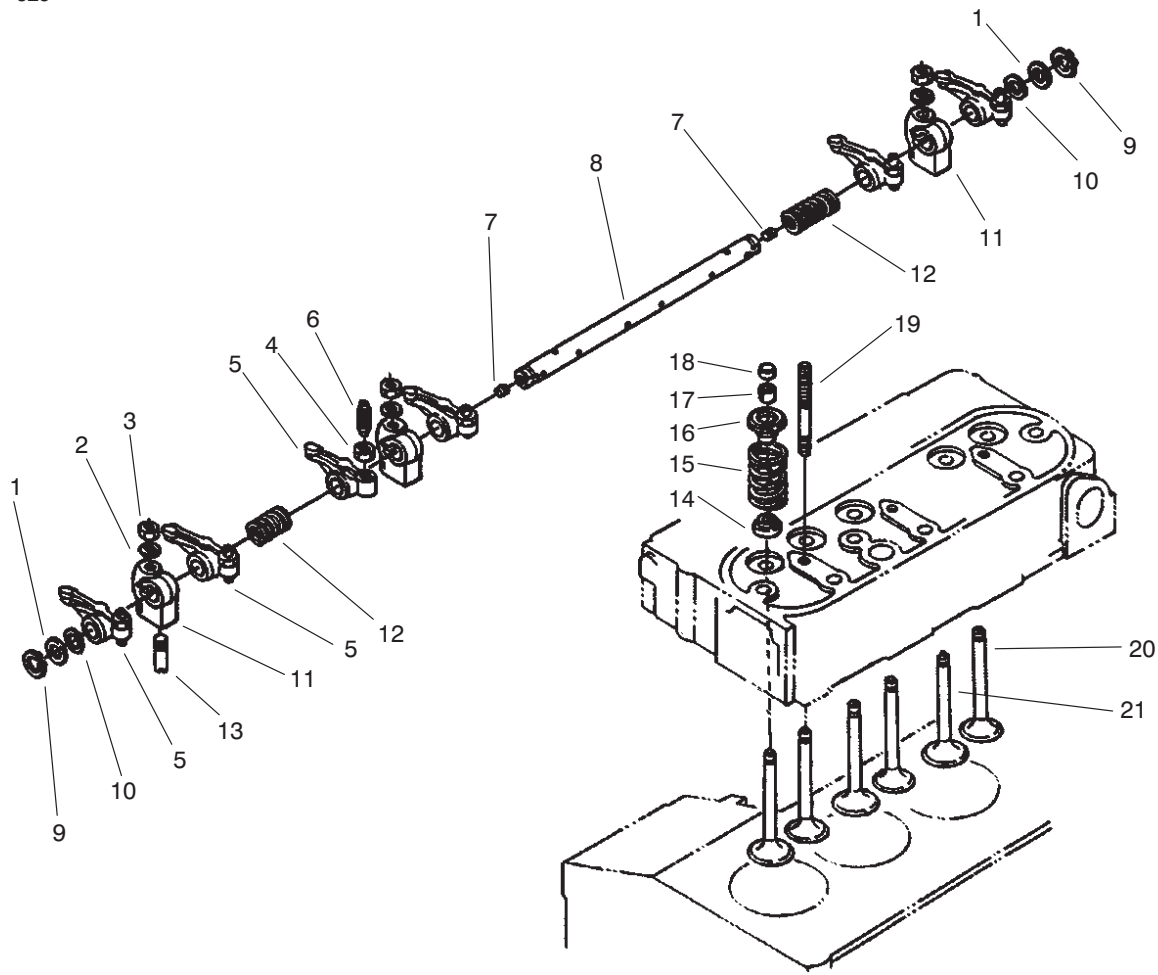


T-2931

WATER PUMP ASSEMBLY

Ref. No.	Part No.	Description	No. Used
1	98-9575	Asm-Pump, Water (Incl. Ref. #2-6)	1
2	98-9582	Flange-Pump, Water	1
3	98-9583	Bearing	1
4	98-9577	Pipe-Return, Water	1
5	98-9576	Asm-Seal	1
6	98-9581	Impeller-Water	1

Ref. No.	Part No.	Description	No. Used
7	98-9632	Gasket-Pump, Water	1
8	98-9353	Bolt	1
9	98-9357	Bolt	4
10	98-9717	Clamp	2
11	98-9574	Pipe-Water	1
12	99-8379	Pipe-Water	1

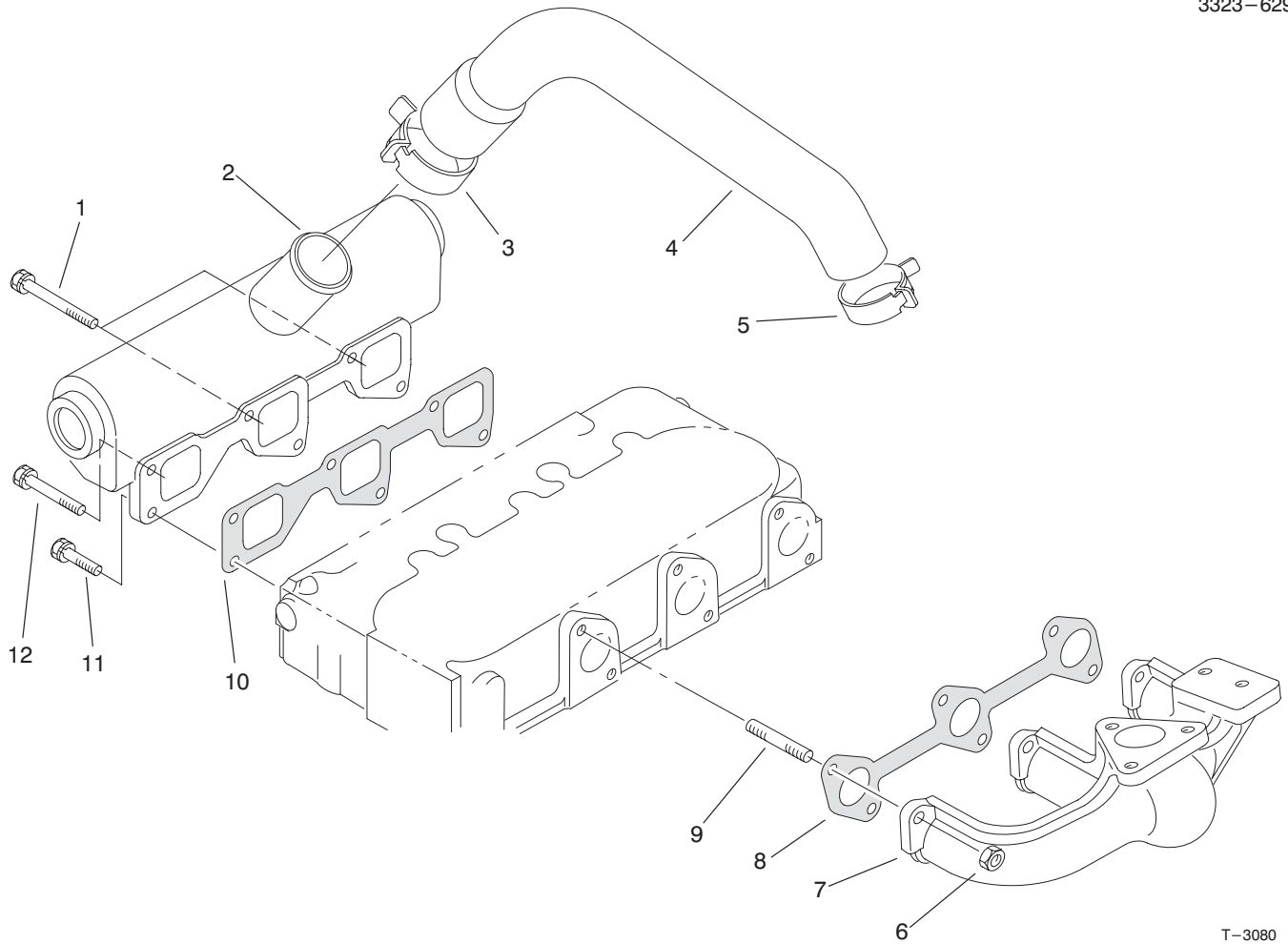


T-2932

VALVE & ROCKER ARM ASSEMBLY

Ref. No.	Part No.	Description	No. Used
1	98-9508	Washer-Shaft, Rocker Arm	2
2	98-9385	Washer-Flat	3
3	98-9393	Nut	3
4	98-9503	Nut	6
5	98-9501	Asm-Arm, Rocker (Incl. Ref. #4 & 6)	6
6	98-9502	Screw-Adjusting	6
7	98-9365	Screw-Set	2
8	98-9612	Asm-Shaft, Rocker Arm (Incl. Ref. #7)	1
9	98-9370	Clip-Circular, External	2
10	98-9507	Washer-Shaft, Rocker Arm	2

Ref. No.	Part No.	Description	No. Used
11	98-9505	Bracket-Rocker Arm	3
12	98-9504	Spring-Rocker Arm	2
13	98-9391	Screw-Set	1
14	99-8385	Seal-Valve Stem	6
15	98-9626	Spring-Valve	6
16	98-9498	Retainer-Valve Spring	6
17	98-9390	Collet-Valve Spring Set	6
18	98-9497	Cap-Valve	6
19	98-9506	Stud	3
20	98-9625	Valve-Exhaust	3
21	98-9494	Valve-Inlet	3

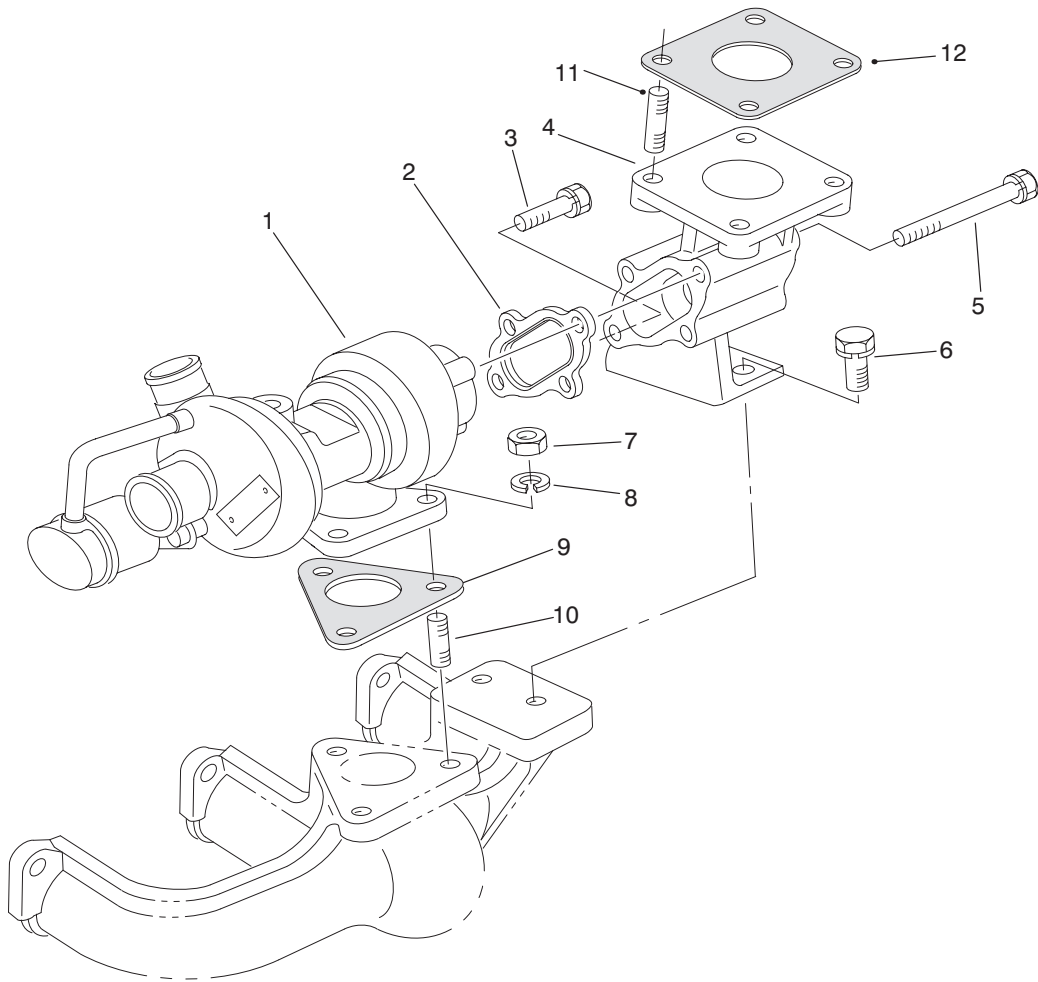


T-3080

EXHAUST MANIFOLD & GASKET ASSEMBLY

Ref. No.	Part No.	Description	No. Used
1	99-8320	Bolt	2
2	99-8321	Manifold-Inlet	1
3	99-8322	Band-Pipe	1
4	99-8323	Hose-Inlet	1
5	99-8324	Band-Pipe	1
6	98-9665	Nut	6

Ref. No.	Part No.	Description	No. Used
7	99-8326	Manifold-Exhaust	1
8	99-8327	Gasket-Exhaust	1
9	98-9588	Stud	6
10	99-8329	Gasket-Intake	1
11	98-7568	Bolt	3
12	98-7496	Bolt	1

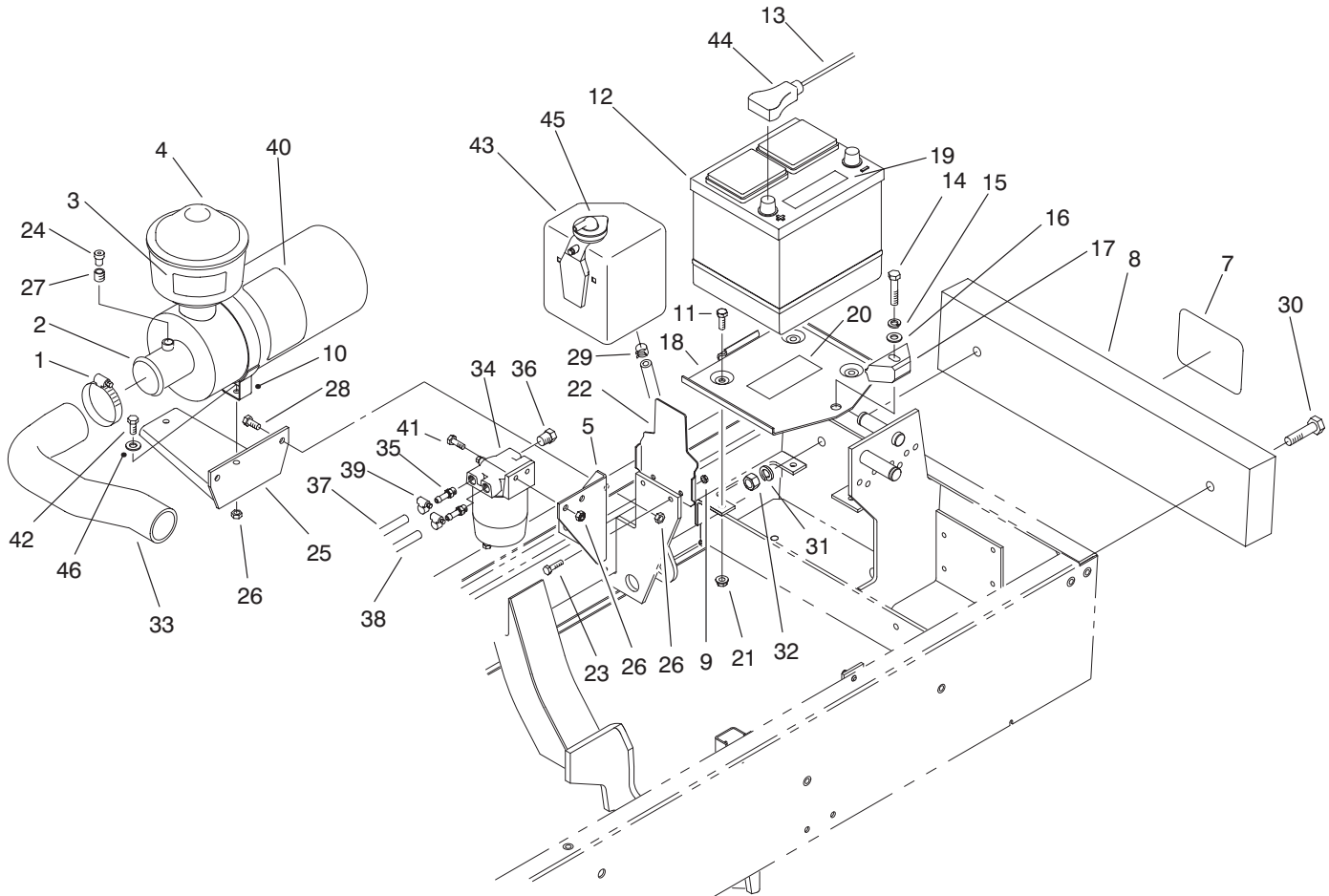


T-3078

TURBO CHARGER ASSEMBLY

Ref. No.	Part No.	Description	No. Used
1	99-8332	Asm-Charger, Turbo	1
2	99-8333	Gasket	1
3	99-8334	Bolt	1
4	99-8335	Flange-Muffler	1
5	99-8336	Bolt	3
6	98-7610	Bolt	2

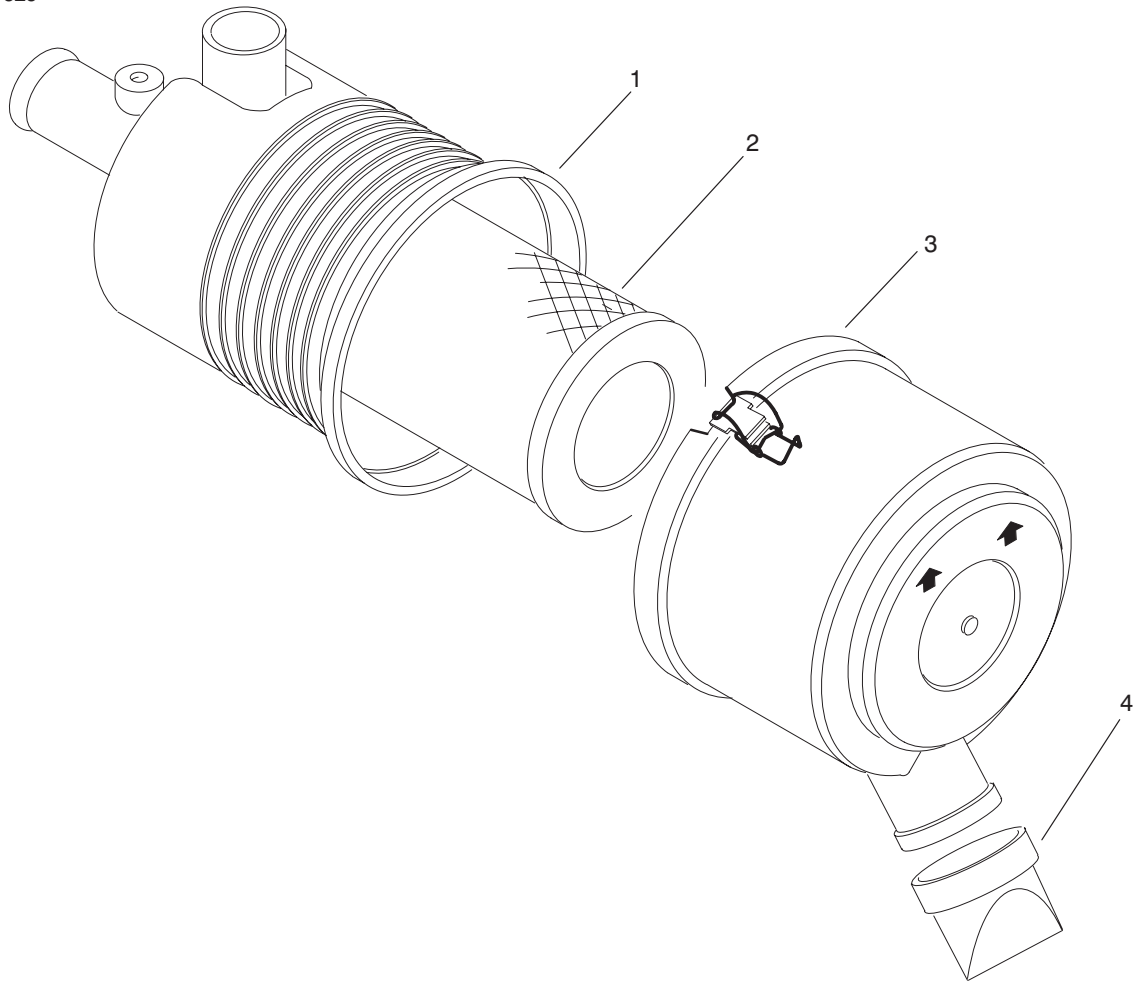
Ref. No.	Part No.	Description	No. Used
7	98-7534	Nut	3
8	99-8339	Washer-Lock	3
9	99-8340	Gasket	1
10	99-8341	Stud	3
11	99-8342	Stud	4
12	99-8343	Gasket-Muffler	1



T-2902

ENGINE COMPONENTS ASSEMBLY

Ref. No.	Part No.	Description	No. Used	Ref. No.	Part No.	Description	No. Used
1	2412-42	Clamp-Hose	1	25	98-4518	Bracket-Air Cleaner	1
2	98-4517	Asm-Air Cleaner (Incl. Ref. #40)	1	26	3296-29	Nut-Lock	8
3	93-6692	Decal-Starting Fluid	1	27	94-1416	Asm-Adapter, Indicator	1
4	48-7430	Pre-Cleaner	1	28	322-5	Screw-HH	2
5	98-4578	Bracket-Fuel Filter	1	29	92-2379	Clamp-Hose	1
7	62-5550	Decal-Toro	1	30	325-12	Screw-HH	2
8	75-6680	Bar-Weight	1	31	3253-27	Washer-Lock	2
9	32128-33	Nut-Lock	2	32	3217-9	Nut-Hex.	2
10	98-4525	Bracket-Mount, Air Cleaner	1	33	98-4510	Hose-Air Cleaner	1
11	322-4	Screw-HH	3	34	98-9305	Filter-Water/Fuel Separator	1
12		Battery (Type 26, 530 Amp.)	1	35	353-783	Fitting-Fuel	1
13	98-4599	Asm-Battery Cable (+) (Incl. Ref. #44)	1	36	281-13	Plug-Pipe	2
14	323-9	Screw-HH	1	37	71-3381	Hose-Fuel	1
15	3253-21	Washer-Lock	1	38	95-4275	Hose-Fuel	1
16	3256-24	Washer-Flat	1	39	2412-108	Clamp	4
17	66-2490	Clamp-Battery	1	40	98-9788	Decal-Instructions	1
18	94-7343	Base-Battery	1	40	93-8052	Decal-Instructions (Europe)	1
19	93-6668	Decal-Battery	1	41	3234-29	Screw	2
20	93-7276	Decal-Danger	1	42	322-6	Screw-HH	2
21	32128-20	Nut-Lock	3	43	98-9323	Asm-Expansion Tank (Incl. Ref. #45)	1
22	98-4576	Bracket-Reservoir, Water	1	44	28-1280	Boot-Cable	1
23	321-5	Screw-HH	2	45		Cap-Expansion Tank	1
24	93-9164	Indicator-Service	1	46	3256-24	Washer-Flat	2



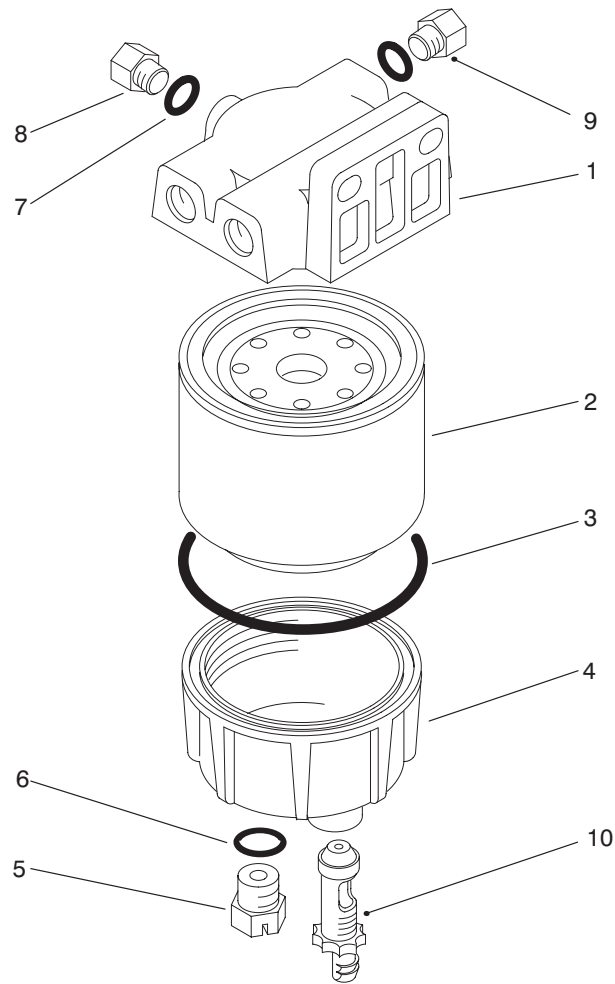
T-2903

AIR CLEANER ASSEMBLY

Ref. No.	Part No.	Description	No. Used
1		Asm - Body	1
2	98-9763	Asm - Element	1

Ref. No.	Part No.	Description	No. Used
3	98-9771	Asm - Cover	1
4	94-1414	Valve - Vacuumator	1

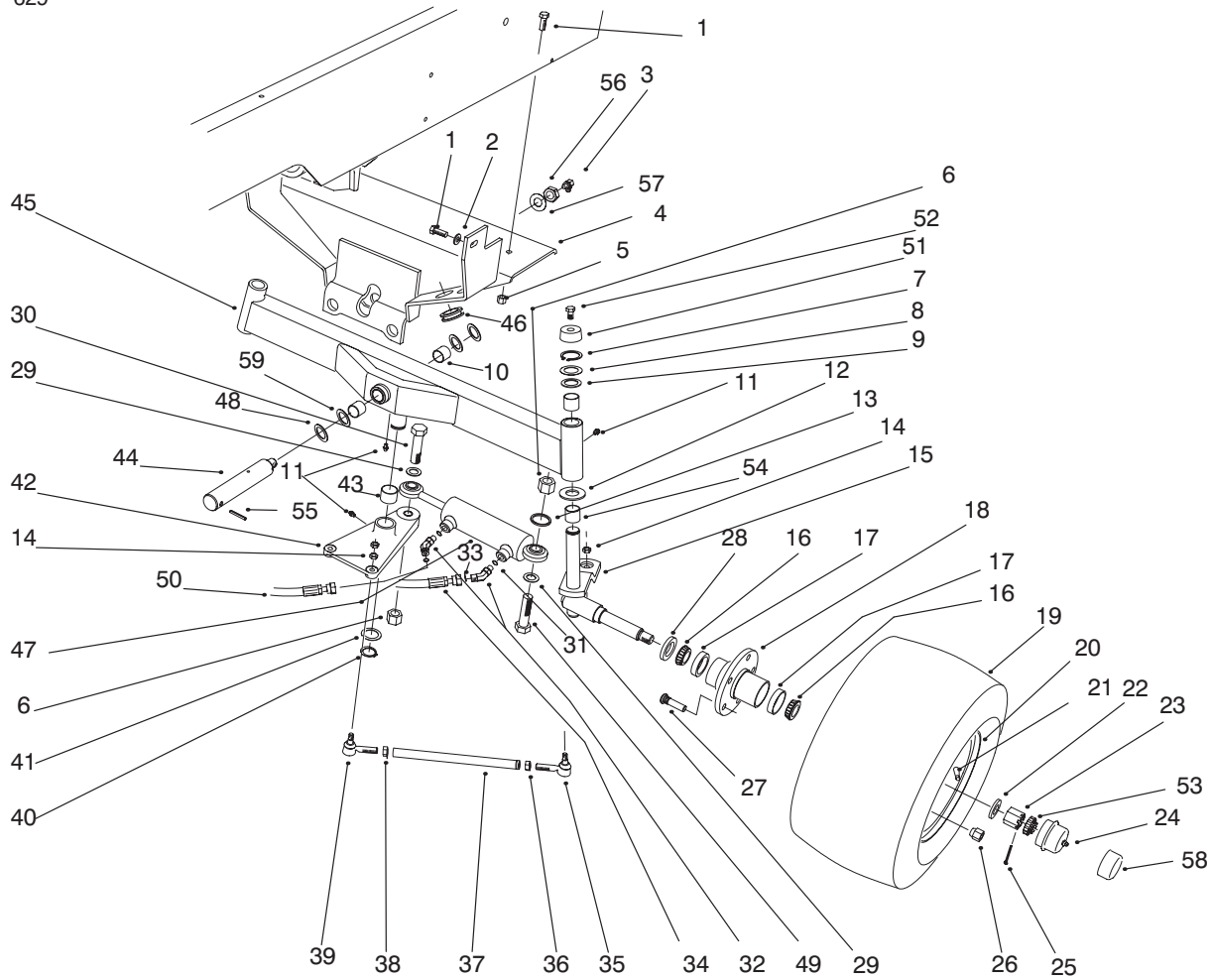
*Not Illustrated
 †Not Serviceable Separately



T-2904

FILTER, WATER/FUEL SEPARATOR ASSEMBLY

Ref. No.	Part No.	Description	No. Used	Ref. No.	Part No.	Description	No. Used
1	98-9772	Head-Filter	1	6	237-42	O-Ring	1
2	98-9764	Element-Spin On	1	7	237-78	O-Ring	1
3	98-9774	O-Ring, Filter Base	1	8	98-9776	Plug-Head, Filter (Incl. Ref. #7)	1
4	98-9775	Base-Filter	1	9	285-22	Plug-Pipe	1
5	98-9773	Plug-Base, Filter (Incl. Ref. #6)	1	10	98-9777	Asm-Valve, Drain	1



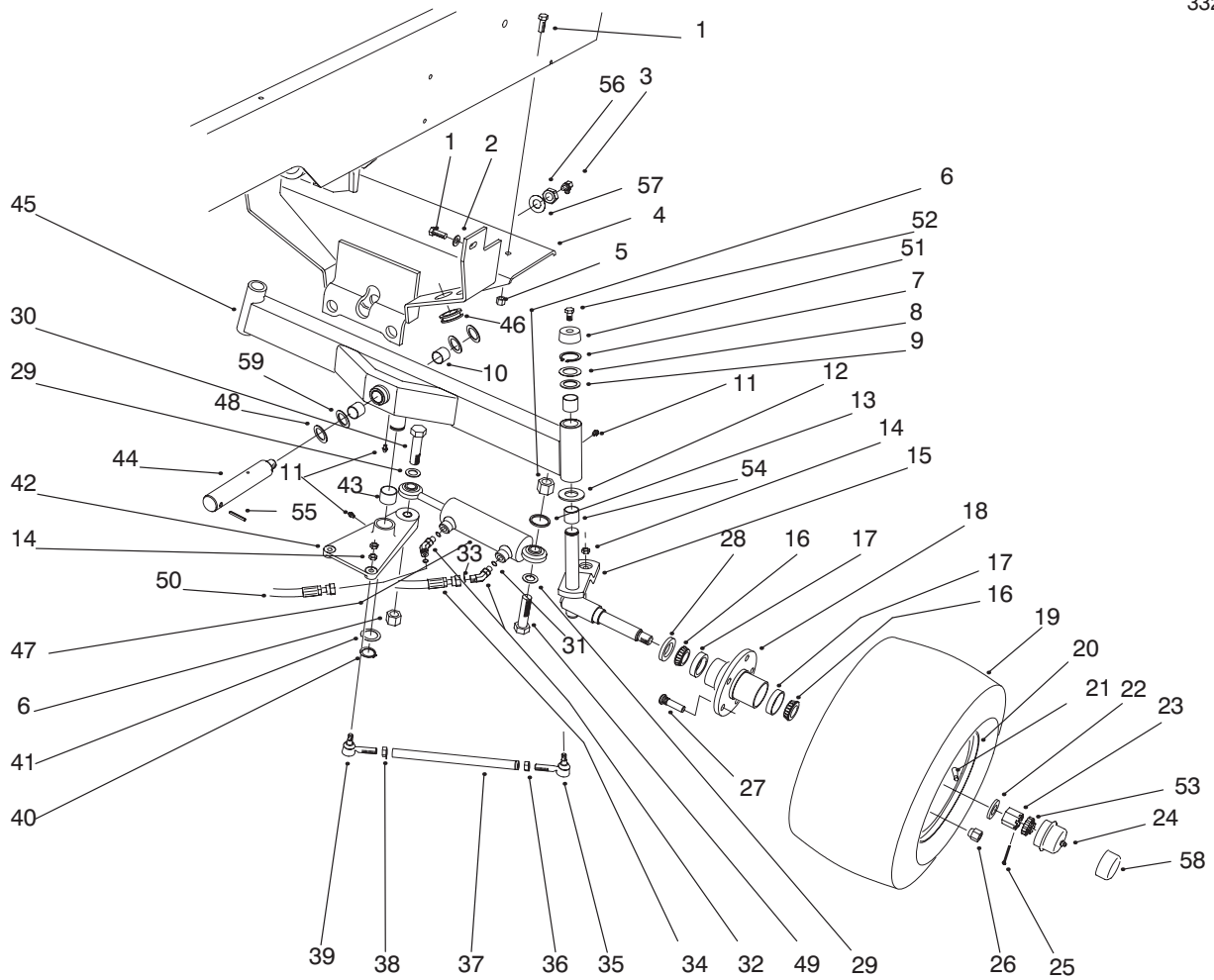
T-3377

REAR AXLE ASSEMBLY

Ref. No.	Part No.	Description	No. Used
1	323-7	Screw-HH	4
2	3256-24	Washer-Flat	2
3	302-33	Fitting-Grease	1
4	98-8172-03	Support-Rear Axle	1
5	3296-39	Nut-Lock	2
6	32153-6	Nut-Lock	2
7	32151-36	Ring-Retaining	2
8	5-1226	Washer-Shim	3
9	10-8110	Washer-Thrust	2
10	99-6964	Bushing-Sleeve	2
11	302-5	Fitting-Grease	4
12	256-121	Washer-Thrust	2
13	67-7250	Spacer-Cylinder	1
14	3220-3	Nut-Jam	8
15	93-7001	Spindle-Rear LH	1
*	93-7000	Spindle-Rear RH	1
16	254-94	Cone-Bearing	4
17	254-72	Cup-Bearing	4
18	21-2820	Hub-Rear Wheel	2
19	86-5910	Tire	2
20	100-2582	Rim	2
21	232-27	Stem-Valve	2
22	93-0309	Washer-Tab	4

Ref. No.	Part No.	Description	No. Used
23	3220-7	Nut-Jam	2
24	100-3769	Bearing Buddy	2
25	3272-13	Pin-Cotter	2
26	242-50	Nut-Lug	10
27	10-6830	Stud-Drive	10
28	253-129	Seal-Grease	2
29	67-9410	Washer-Thrust	2
30	328-25	Screw-HH	1
31	237-78	O-Ring	2
32	340-103	Fitting-Hydraulic 45° (Incl. Ref. #31 & 33)	2
33	237-21	O-Ring	2
34	75-6230	Hose-Hydraulic	1
35	21-0141	Joint-Ball	2
36	3220-5	Nut-Jam	2
37	75-3130	Rod-Tie	2
38	3220-12	Nut-Jam LH Thread	2
39	21-0151	Joint-Ball LH Thread	2
40	32151-77	Ring-Retaining	1
41	76-2980	Washer-Thrust	1
42	75-4410	Asm-Pivot Plate (Incl. Ref. #11 & 43)	1
43	76-2970	Bushing-Sleeve	2

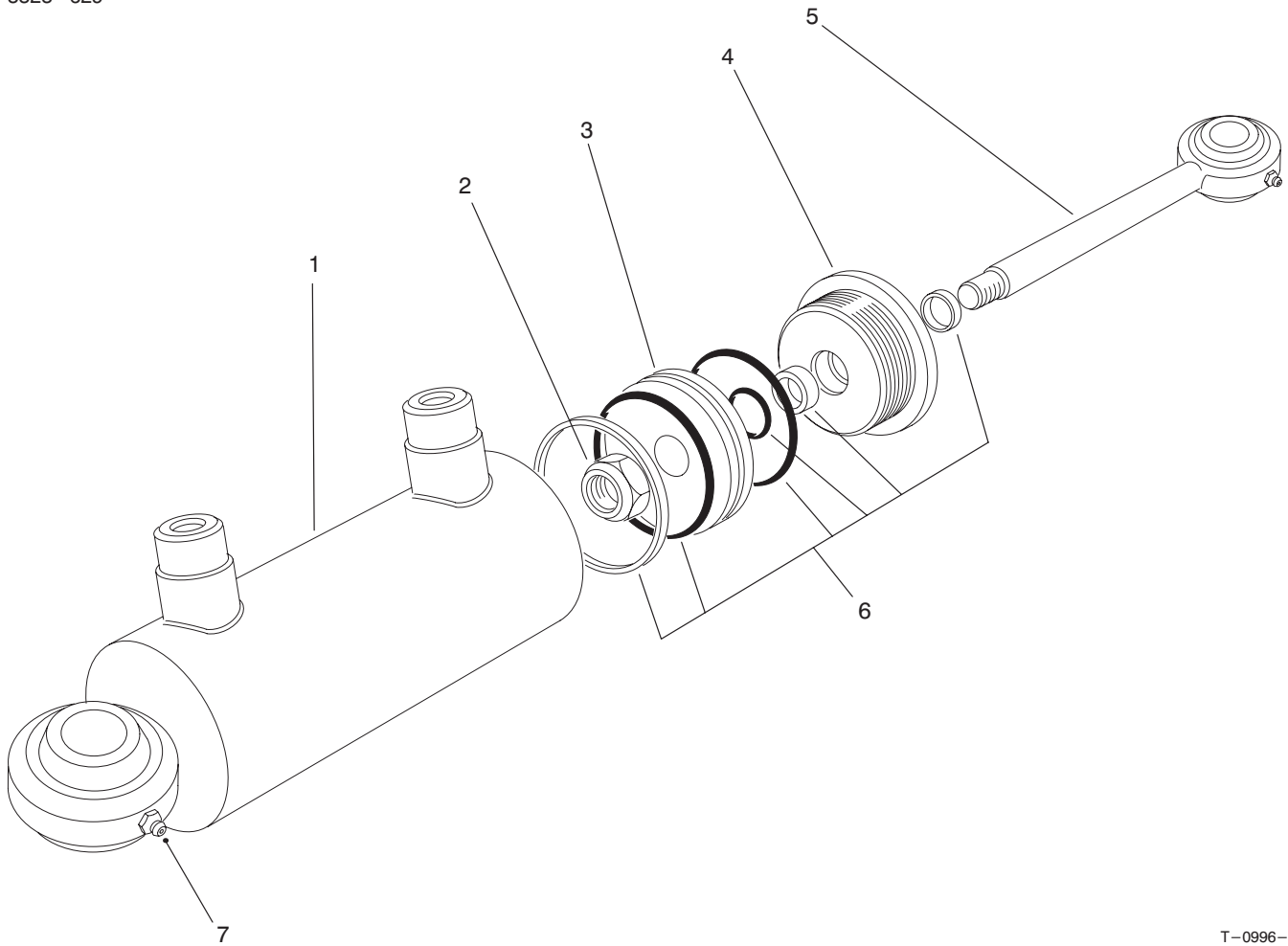
*Not Illustrated



T-3377

REAR AXLE ASSEMBLY (Continued)

Ref. No.	Part No.	Description	No. Used	Ref. No.	Part No.	Description	No. Used
44	99-8173-03	Pin-Rear Axle Pivot	1	52	3234-13	Screw-Cap Flange Hd.	2
45	99-6935-03	Asm-Rear Axle (Incl. Ref. #10, 11 & 54)	1	53	93-0307	Retainer	2
46	237-165	Grommet	2	54	67-1750	Bushing-Sleeve	4
47	75-1200	Asm-Hydraulic Cylinder	1	55	32121-32	Pin-Roll	1
48	99-8431	Washer-Thrust	2	56	32146-20	Nut-Jam	1
49	328-27	Screw-HH	1	57	71-5440	Thrust-Washer	1
50	75-6230	Hose-Hydraulic	1	58	100-3809	Cap-Bearing Protector	2
51	66-2990	Cap-Spindle	2	59	99-8432	Washer-Thrust	2



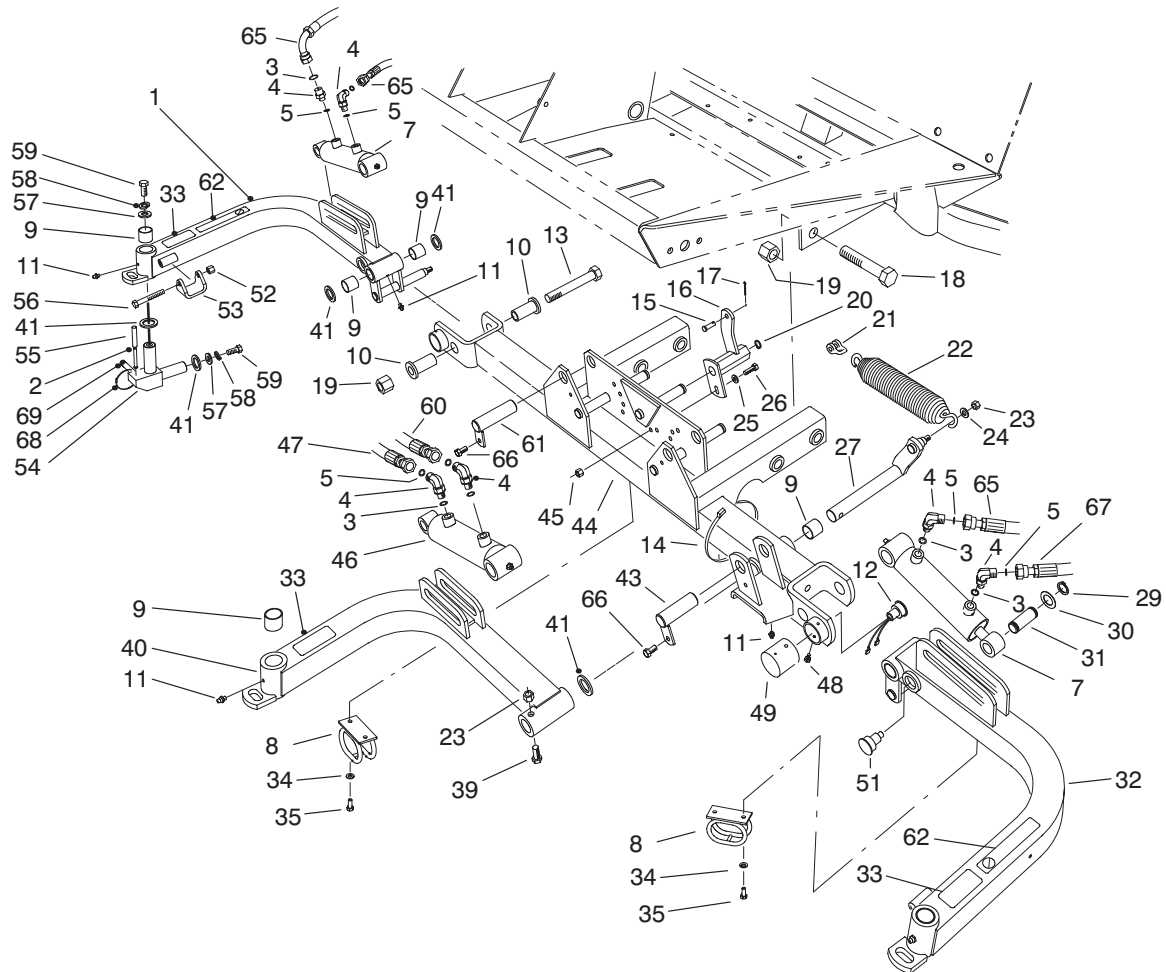
T-0996-1

HYDRAULIC CYLINDER NO. 75-1200

Ref. No.	Part No.	Description	No. Used
†1		Asm-Barrel	1
2	75-1210	Nut-Lock	1
3	75-1220	Piston	1
4	75-1260	Head-Internal	1

Ref. No.	Part No.	Description	No. Used
5	75-1230	Asm-Piston Rod	1
6	75-1250	Seal Kit	1
7	302-5	Fitting-Grease	2

†Not Serviced Separately

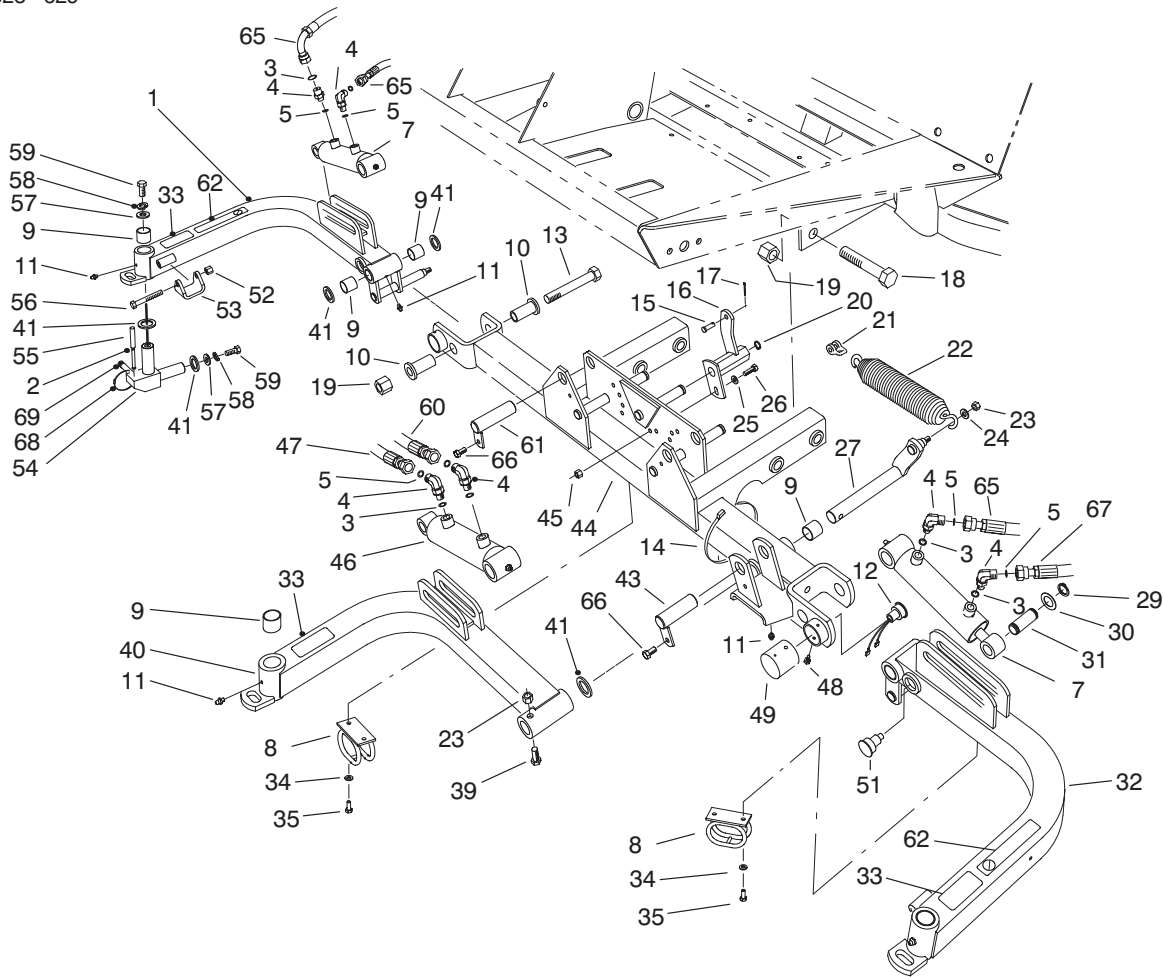


T-3381

FRONT LIFT ARMS ASSEMBLY

Ref. No.	Part No.	Description	No. Used	Ref. No.	Part No.	Description	No. Used
1	94-5598	Asm-Lift Arm RH (Incl. Ref. #9 & 11)	1	20	32151-48	Ring-Retaining	3
2	32121-27	Pin-Roll	3	21	282-4	Clevis-Spring	3
3	237-78	O-Ring	6	22	5-0743	Spring-Extension	3
4	340-132	Fitting-Hydraulic 90° (Incl. Ref. #3 & 5)	5	23	3296-44	Nut-Lock	4
5	237-21	O-Ring	8	24	3256-24	Washer-Flat	3
6	237-42	O-Ring	2	25	3256-23	Washer-Flat	3
7	99-6986	Asm-Hydraulic Cylinder	2	26	322-5	Screw-HH	3
8	82-8170	Hose Guide	2	27	75-4550	Shaft-Center Arm Pivot	1
9	67-1750	Bushing-Sleeve	12	28	340-92	Fitting-Hydraulic	1
10	84-8320	Insert-Hinge	4	29	32120-93	Ring-Retaining	6
11	302-5	Fitting-Grease	6	30	3-6498	Washer-Thrust	6
12	92-8002	Sensor-Reed Switch	1	31	75-5350	Pin-Cylinder Rod End	3
13	328-12	Screw-HH	2	32	94-5800	Asm-Lift Arm LH (Incl. Ref. #9 & 11)	1
14	3290-379	Tie-Cable	3	33	93-6696	Decal-Warning	3
15	283-6	Pin-Clevis	3	34	3253-5	Washer-Lock/SP	4
16	75-5210	Bracket-Spring Center	1	35	322-5	Screw-HH	4
*	75-5200	Bracket-Spring RH	1	39	323-11	Screw-HH	1
*	75-5220	Bracket-Spring LH	1	40	94-5802	Asm-Lift Arm, Center (Incl. Ref. #9 & 11)	1
17	3272-10	Pin-Cotter	3	41	256-115	Washer-Thrust	11
18	328-7	Screw-HH	4	43	83-6790	Pin-Cylinder (Short)	1
19	3296-51	Nut-Lock	6				

*Not Illustrated



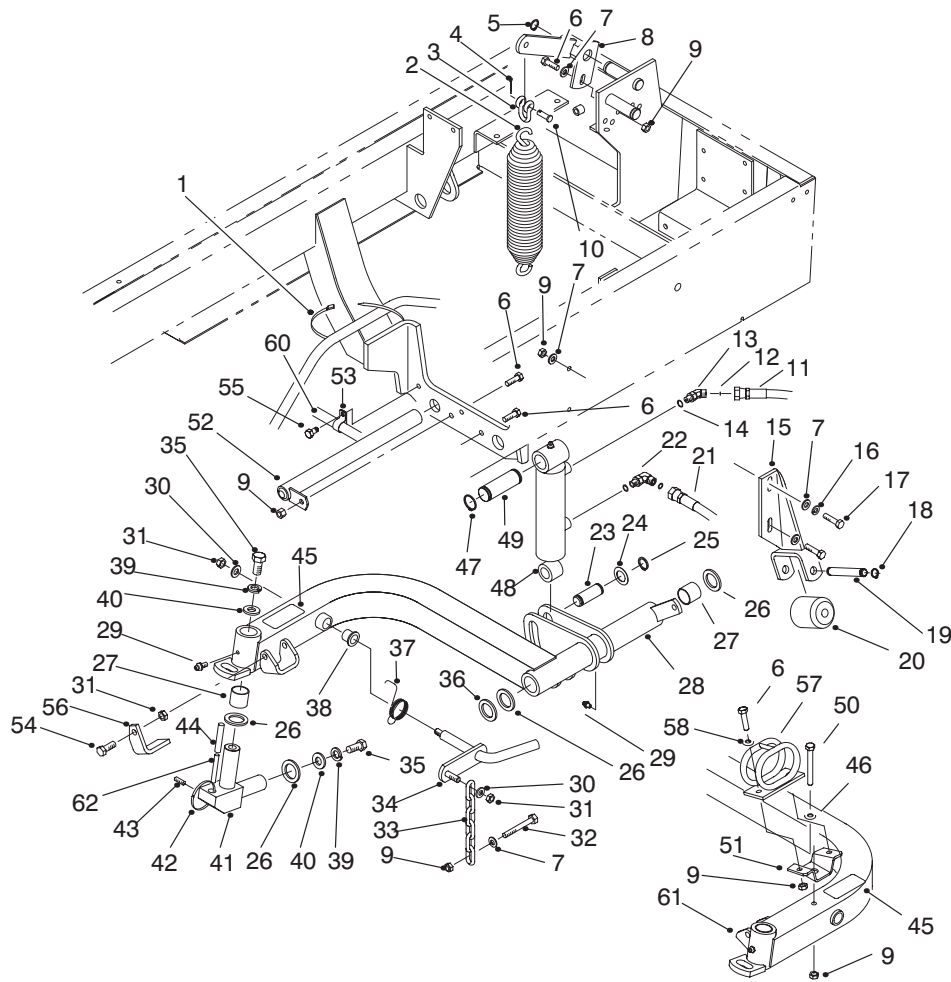
T-3381

FRONT LIFT ARMS ASSEMBLY (Continued)

Ref. No.	Part No.	Description	No. Used
44	94-5808	Asm-Carrier Frame (Incl. Ref. #9 & 11)	1
45	3296-29	Nut-Lock	3
46	93-9310	Asm-Hydraulic Cylinder	2
47	75-5900	Hose-Hydraulic	1
48	32104-76	Screw-Thread Forming	2
49	75-6370	Cover-Sensor	1
51	92-8754	Actuator-Reed Switch	1
52	3296-39	Nut-Lock	2
53	75-5410	Bracket-Arm	2
54	75-3010	Joint-Arm	3
55	32121-122	Pin-Roll	3
56	323-12	Screw-HH	2

Ref. No.	Part No.	Description	No. Used
57	3256-6	Washer-Flat	6
58	3253-7	Washer-Lock	6
59	325-4	Screw-HH	6
60	75-5910	Hose-Hydraulic	1
61	83-6780	Pin-Cylinder (Long)	2
62	93-6687	Decal-No Step	2
65	99-5641	Hose-Hydraulic	2
66	32144-14	Screw-Self Tapping	3
68	3290-378	Tie-Cable	5
69	92-9097	Set Screw	3
*	93-6688	Decal-Hands/Feet (Mounted on Cutting Unit Frames)	3

* Not Illustrated

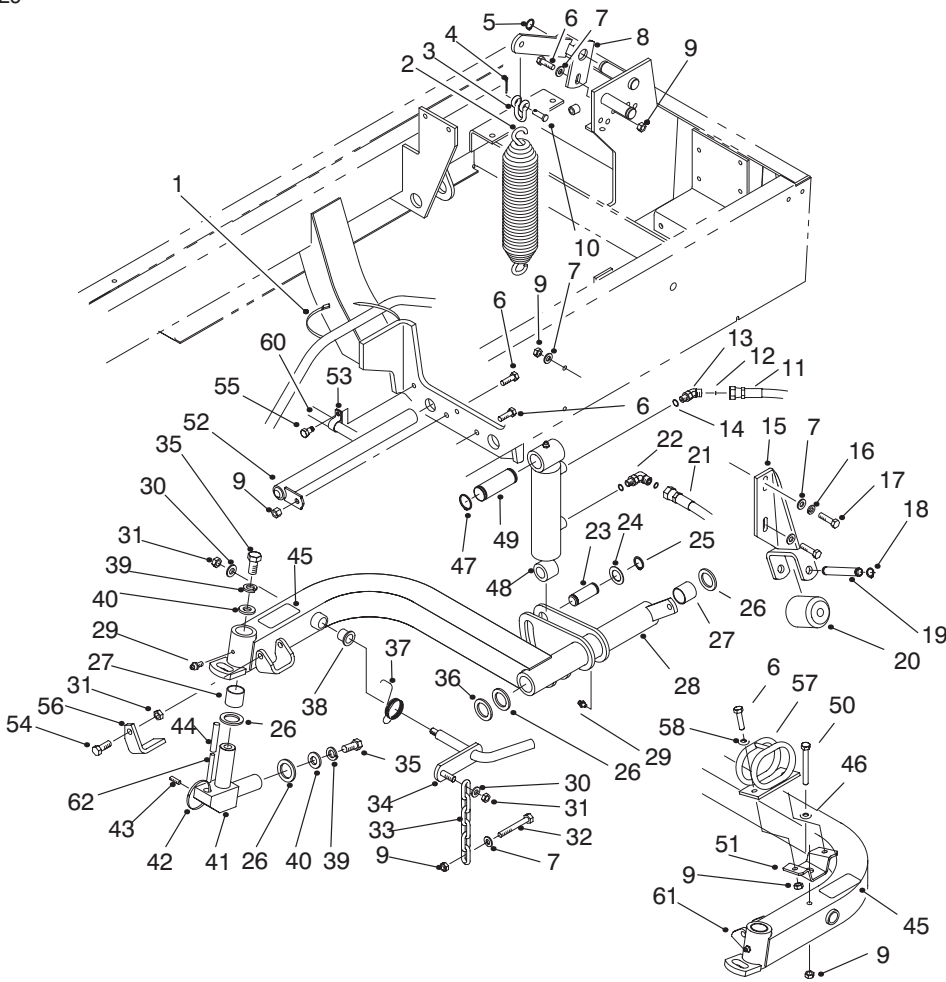


T-3382

REAR LIFT ARMS ASSEMBLY

Ref. No.	Part No.	Description	No. Used	Ref. No.	Part No.	Description	No. Used
1	3290-379	Tie-Cable	4	23	75-5350	Pin-Cylinder Rod End	2
2	5-0743	Spring-Counterbalance	2	24	3-6498	Washer-Thrust	4
3	282-4	Clevis-Spring	2	25	32120-93	Ring-Retaining	4
4	3272-10	Pin-Cotter	2	26	256-115	Washer-Thrust	8
5	32151-48	Ring-Retaining	2	27	67-1750	Bushing-Sleeve	8
6	322-5	Screw-HH	5	28	94-5596	Asm-Lift Arm Rear RH (Incl. Ref. #27, 29 & 38)	1
7	3256-23	Washer-Flat	10	29	302-5	Fitting-Grease	4
8	98-4548	Bracket-Spring Rear RH	1	30	3256-24	Washer-Flat	4
*	98-4536	Bracket-Spring Rear LH	1	31	3296-39	Nut-Lock	6
9	3296-29	Nut-Lock	11	32	322-12	Screw-HH	2
10	283-6	Pin-Clevis	2	33	5-1096	Chain-Cutting Unit	2
11	75-6070	Hose-Hydraulic (Cap)	1	34	75-4590	Rod-Pivot	2
12	237-78	O-Ring	4	35	325-4	Screw-HH	4
13	340-103	Fitting-Hydraulic 45° (Incl. Ref. #12 & 14)	1	36	93-0142	Bushing-Straight	2
14	237-21	O-Ring	4	37	75-4520	Spring-Torsion RH	1
15	75-3810	Bracket-Roller	2	*	75-4530	Spring-Torsion LH	1
16	3253-4	Washer-Lock	2	38	256-287	Bushing-Flange	4
17	322-6	Screw-HH	4	39	3253-7	Washer-Lock	4
18	32151-61	Ring-Retaining	4	40	3256-6	Washer-Flat	4
19	75-5400	Shaft-Roller	2	41	75-3010	Joint-Arm	2
20	75-5390	Roller	2	42	3290-378	Tie-Cable	2
21	75-6180	Hose-Hydraulic RH (Rod)	2	43	92-9097	Set Screw	2
*	75-6080	Hose-Hydraulic LH (Rod)	1	44	32121-122	Pin-Roll	2
22	340-132	Fitting-Hydraulic 90° (Incl. Ref. #12 & 14)	3	45	93-6696	Decal-Warning	2

*Not Illustrated



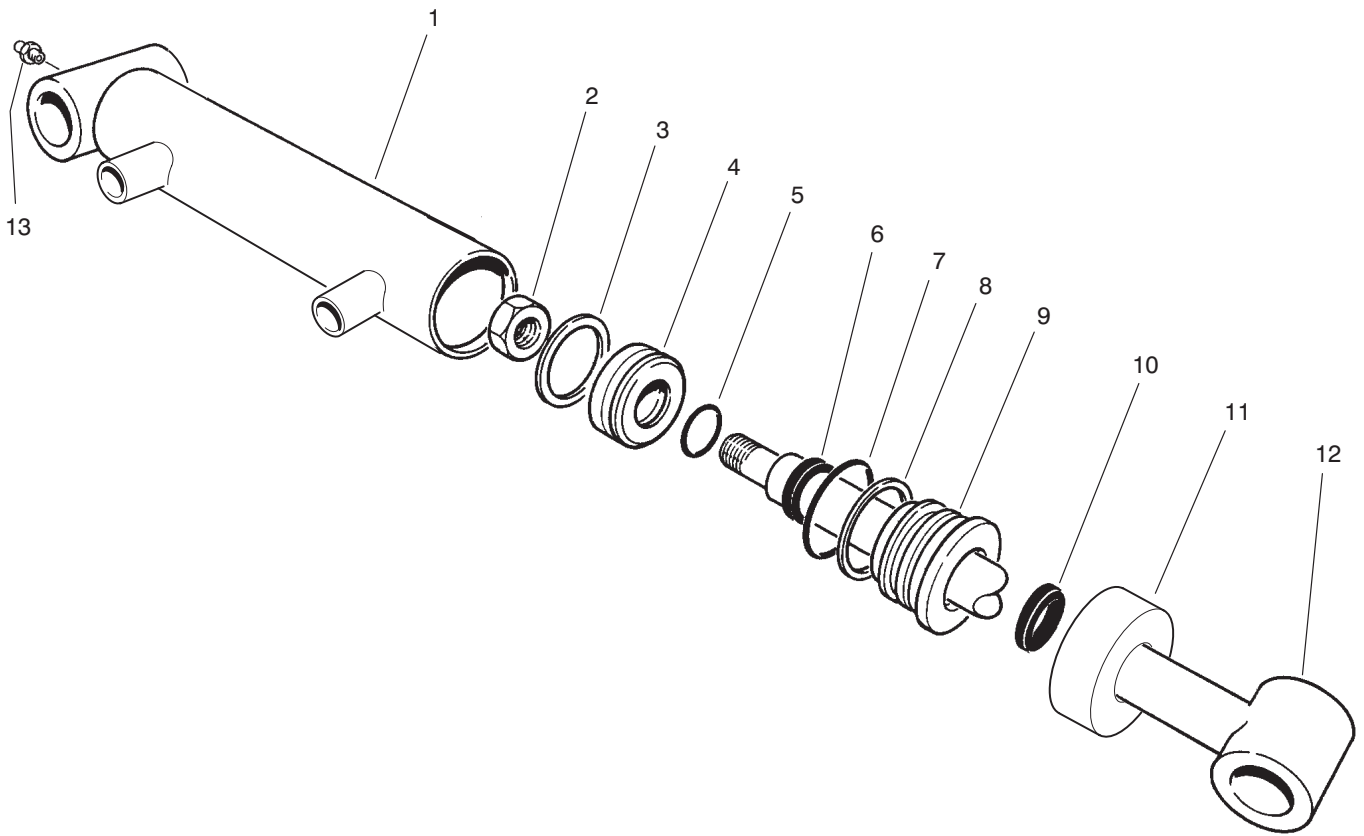
T-3382

REAR LIFT ARMS ASSEMBLY (Continued)

Ref. No.	Part No.	Description	No. Used
46	3256-70	Washer-Plain	1
47	32151-36	Ring-Retaining	4
48	93-9311	Asm-Hydraulic Cylinder	2
49	75-5360	Pin-Cylinder Cap End	2
50	322-13	Screw-HH	3
51	94-4919	Bracket-Clamp, Hose	1
52	93-0069	Pin-Pivot	2
54	323-6	Screw-HH	2
56	93-3640	Stop-Reel RH	1

Ref. No.	Part No.	Description	No. Used
*	83-5170	Stop-Reel LH	1
57	99-5621	Hose Guide	1
58	3253-5	Washer-Lock/SP	2
61	94-5594	Asm-Lift Arm Rear LH (Incl. Ref. #27, 29 & 38)	1
62	32121-27	Pin-Roll	2
*	93-6688	Decal-Hands/Feet (Mounted on Cutting Unit Frames)	2

*Not Illustrated



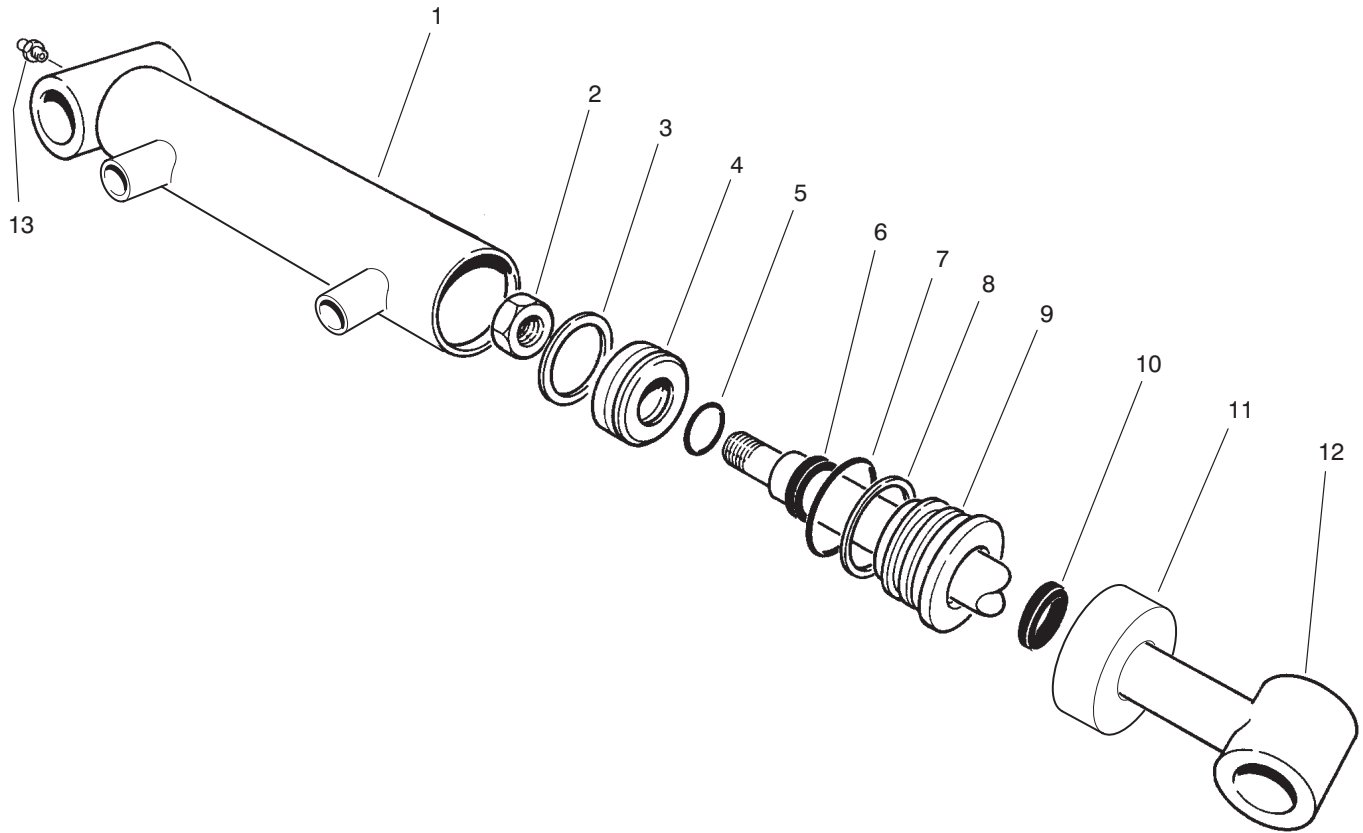
T-2114-2

HYDRAULIC CYLINDER NO. 93-9311

Ref. No.	Part No.	Description	No. Used
†1	93-9313	Asm-Barrel	1
2	32152-10	Nut	1
†3		Uni-ring	1
4	70-2780	Piston	1
†5		O-Ring	1
†6		Seal-Rod	1
†7		O-Ring	1
†8		Backup	1

Ref. No.	Part No.	Description	No. Used
9	93-7990	Head	1
†10		Seal-Dust	1
11	93-7991	Collar	1
12	75-3790	Shaft and Tube	1
13	302-5	Fitting-Grease	1
*	86-7330	Seal Repair Kit (Incl. Ref. #3, 5-8 & 10)	1

*Not Illustrated
†Not Serviced Separately



T-2114-2

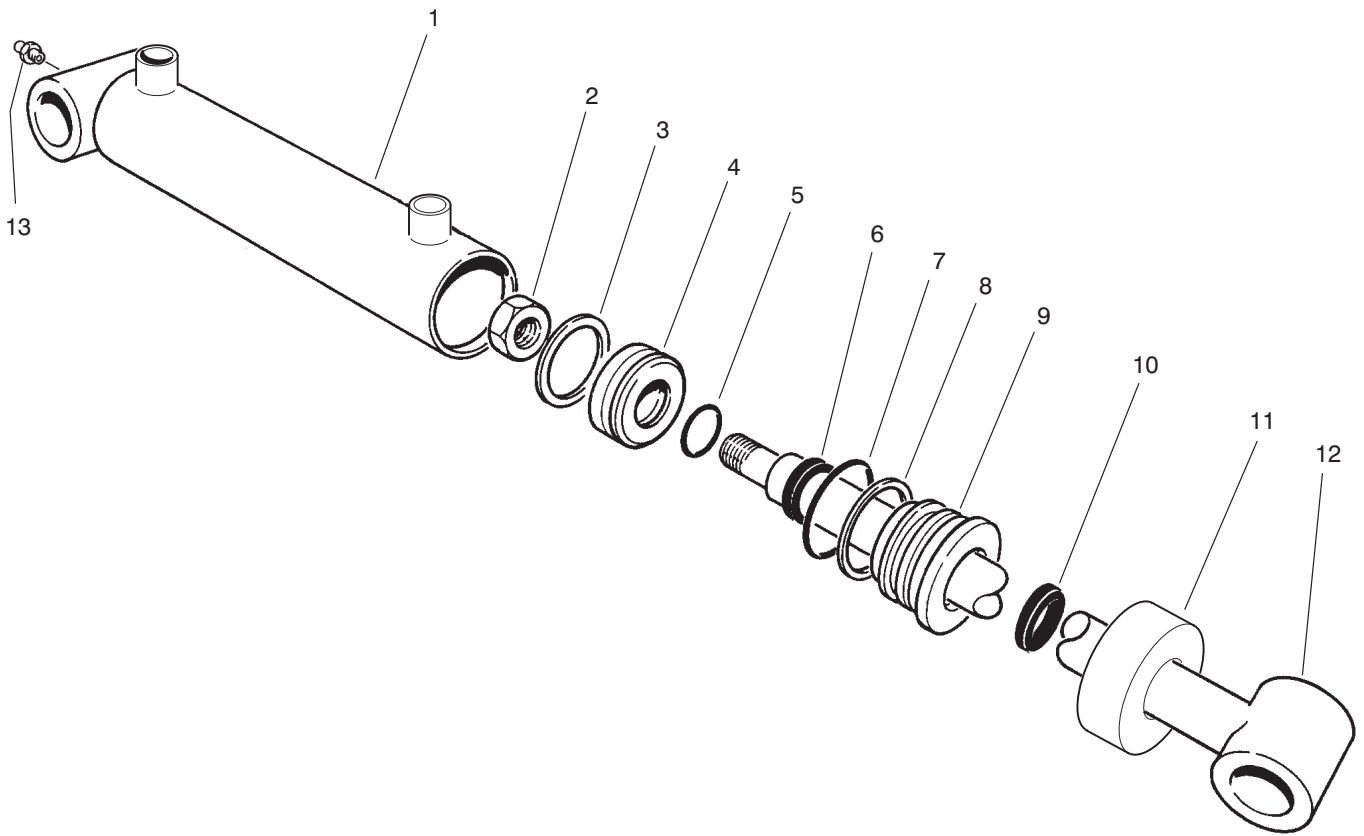
HYDRAULIC CYLINDER NO. 93-9310

Ref. No.	Part No.	Description	No. Used
1	93-9312	Asm-Barrel	1
2	32152-10	Nut	1
†3		Uni-ring	1
4	70-2780	Piston	1
†5		O-Ring	1
†6		Seal-Rod	1
†7		O-Ring	1
†8		Backup	1

Ref. No.	Part No.	Description	No. Used
9	93-7990	Head	1
†10		Seal-Dust	1
11	93-7991	Collar	1
12	75-3790	Shaft and Tube	1
13	302-5	Fitting-Grease	1
*	86-7330	Seal Repair Kit (Incl. Ref. #3, 5-8 & 10)	1

*Not Illustrated

†Not Serviced Separately



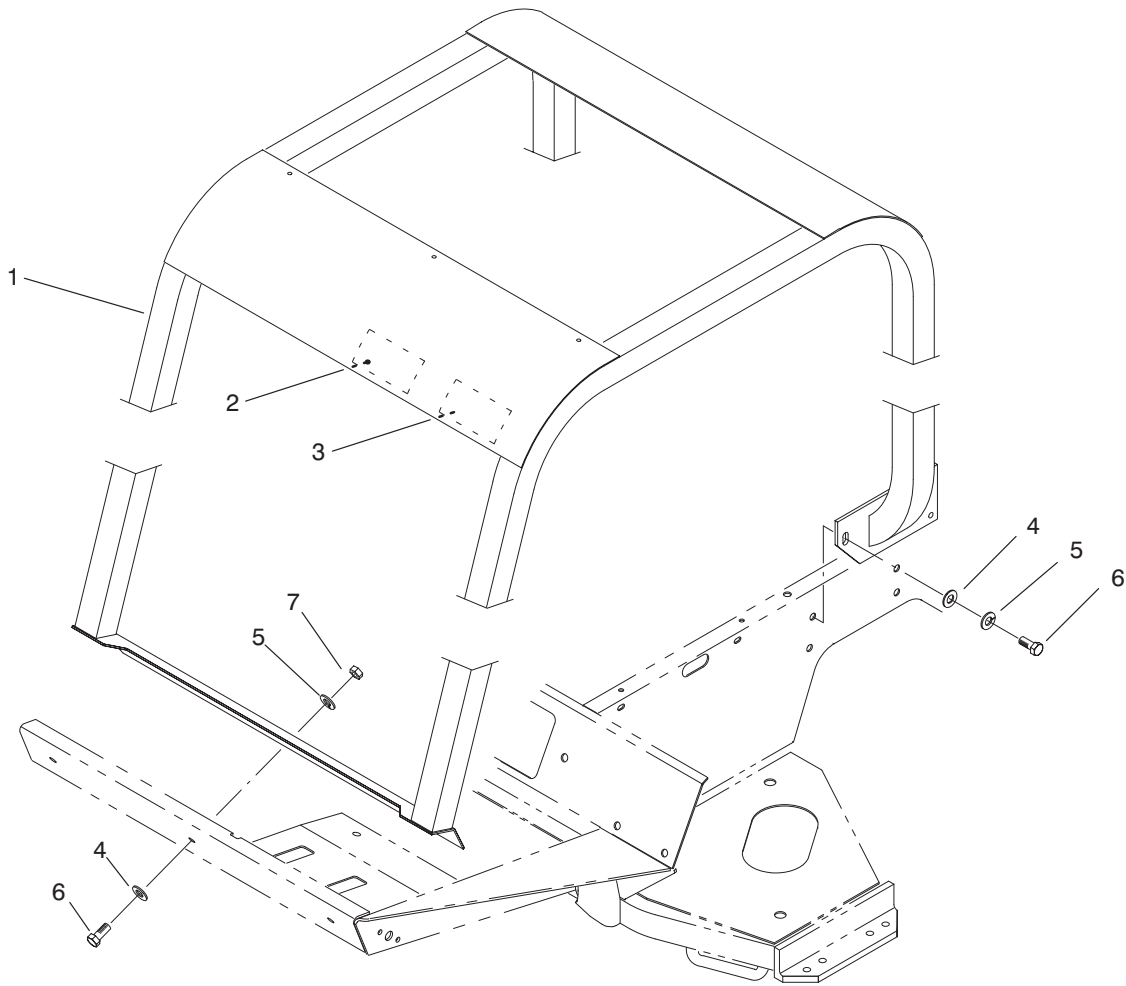
T-3383

HYDRAULIC CYLINDER NO. 99-6986

Ref. No.	Part No.	Description	No. Used
† 1	32152-10	Asm-Barrel	1
2		Nut	1
†3		Uni-ring	1
†4		Piston	1
†5		O-Ring	1
†6		Seal-Rod	1
†7		O-Ring	1
†8		Backup	1

Ref. No.	Part No.	Description	No. Used
†9	100-8023	Head	1
†10		Seal-Dust	1
†11		Collar	1
†12		Shaft and Tube	1
†13		Fitting-Grease	1
*		Seal Repair Kit (Incl. Ref. #3, 5-8 & 10)	1

*Not Illustrated
 †Not Serviced Separately



T-1959-1

ROLL OVER PROTECTION SYSTEM (R.O.P.S.) (Optional)

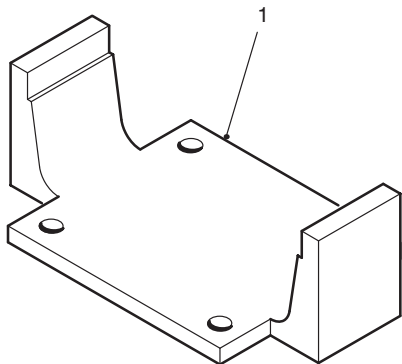
Ref. No.	Part No.	Description	No. Used
1	83-7410	Roll-Bar	1
2	85-9980	Decal-R.O.P.S.	1
2	93-8073	Decal-R.O.P.S. (Europe)	1
3	83-7430	Decal-Danger	1
3	93-8050	Decal-Danger (Europe)	1
3	84-4300	Decal-Danger (Japan)	1
4	3256-26	Washer-Flat	9

Ref. No.	Part No.	Description	No. Used
5	3253-7	Washer-Lock	9
6	325-5	Screw-HH	9
7	3217-9	Nut-Lock	3
*	21-4191	Asm-Seat Belt	1
*	3212-4	Screw-HH	2
*	3253-6	Washer-Lock	2

*Not Illustrated

SPECIAL TOOLS

AXLE TOOL NO. *TOR859920



T-1325-1

Ref. No.	Part No.	Description	No. Used
1		Tool-Axle	1

TABLE OF CONTENTS

Description	Page	Description	Page
Frame & Body Assembly	1-2	Dipstick & Guide Assembly	44
Hood Switch & Lock Assembly	3	Main Bearing Case Assembly	45
Steering Tower Assembly	4	Cam Shaft Assembly	46
Steering Valve Assembly No. 75-0600	5	Piston & Crankshaft Assembly	47
Traction & Brake Pedals Assembly	6	Flywheel Assembly	48
Seat & Throttle Assembly	7	Fuel Camshaft Assembly	49
Seat Suspension Assembly	8	Engine Stop Lever Assembly	50
Diagnostic-ACE Display Assembly	9	Stop Solenoid & Fuel Pump Assembly	51
Electrical Schematic	10	Injection Pump Assembly	52
Control Console Assembly	11-12	Injection Pump Assembly (Continued)	53
Hydraulic Schematic	13	Governor Assembly	54
Hydraulic Reservoir Assembly	14-15	Speed Control Plate Assembly	55
Hydraulic Control Manifold Assembly	16	Nozzle Holder & Glow Plug Assembly	56
Control Manifold Assembly	17	Nozzle Holder Assembly	57
Front Hydraulic Manifolds	18	Alternator & Pulley Assembly	58
Rear Hydraulic Manifolds	19	Alternator Assembly	59
Cutting Unit Hydraulic Components	20	Starter Mount Assembly	60
Reel Motor Assembly No. 93-1375	21	Starter Assembly	61
Fuel Tank Assembly	22	Water Flange & Thermostat Assembly	62
Fuel Filter Assembly	23	Water Pump Assembly	63
Front Axle & Transmission Assembly	24-25	Valve & Rocker Arm Assembly	64
Front Axle Assembly No. 94-6933	26-27	Exhaust & Intake Manifold Assembly	65
Brake Assembly	28	Turbo Charger Assembly	66
Transmission Assembly No. 75-0012	29	Engine Components Assembly	67
Traction Control Assembly	30	Air Cleaner Assembly	68
Gear Pump Installation Assembly	31	Filter, Water/Fuel Separator	69
Hydraulic Pump Assembly No. 98-9796	32	Rear Axle Assembly	70-71
Radiator Assembly	33-34	Hydraulic Cylinder No. 75-1200	72
Muffler & Pump Drive Assembly	35	Front Lift Arms Assembly	73-74
Engine Installation Assembly	36-37	Rear Lift Arms Assembly	75-76
Crankcase Assembly	38	Hydraulic Cylinder Assembly No. 93-9311	77
Oil Pan Assembly	39	Hydraulic Cylinder Assembly No. 93-9310	78
Cylinder Head Assembly	40	Hydraulic Cylinder Assembly No. 99-6986	79
Gear Caser Assembly	41	Roll Over Protection System (R.O.P.S.) (Optional)	80
Oil Cooler & Pipe Assembly	42	Special Tools	81
Head Cover Assembly	43		

IDENTIFICATION AND ORDERING

MODEL AND SERIAL NUMBERS

The Reelmaster® 5400D has two identification numbers; a model number and a serial number. The two numbers are stamped on a decal which is located on the traction unit frame under the seat. In any correspondence concerning the Reelmaster 5400D, supply model and serial numbers to assure that correct information and replacement parts are obtained.

To order replacement parts from an Authorized TORO Service Dealer, supply the following information:

1. Model and serial number of the Reelmaster 5400D.
2. Part number, description, and the quantity of part(s) desired.

NOTE: Do not order by reference number if a parts catalog is being used; use the PART NUMBER.

COUNTRIES OTHER THAN THE UNITED STATES OR CANADA

Customers who have purchased TORO products exported from the United States or Canada should contact their Toro Distributor

(Dealer) to obtain guarantee policies for your country, province or state.

