



Count on it.

Parts Catalog

Workman® HDX
4-Wheel Drive Utility Vehicle with Bed

Model No. 07386—Serial No. 405630000 and Up



Ordering Replacement Parts

To order replacement parts, please supply the part number, the quantity, and the description of each part desired.

Understanding Reference Numbers

Each identified part in an illustration has a reference number. The reference number for a part also appears in the parts list, along with other information about the part.

This catalog uses two special reference number formats, one to indicate parts in a service assembly and another to indicate the quantity of a given part in an illustration.

Service Assembly Reference Numbers

Parts in service assemblies have reference numbers in the form a:b. The a represents the reference number of the entire service assembly and the b represents a sequential number unique to each part within the service assembly.

For example, a wheel assembly might be identified by reference number 6, the tire by 6:1, the valve by 6:2, and the wheel by 6:3. When you order the assembly identified by reference number 6, you receive all parts identified by reference numbers 6:1, 6:2, and 6:3. However, you may also order any part individually. Reference numbers of this type appear in illustration and in parts lists.

Reference Numbers Indicating Quantity

In an illustration, if a reference number indicates more than one part, the reference number has the form nX y. The n represents the quantity of the part, the X is the multiplication symbol, and the y represents the reference number.

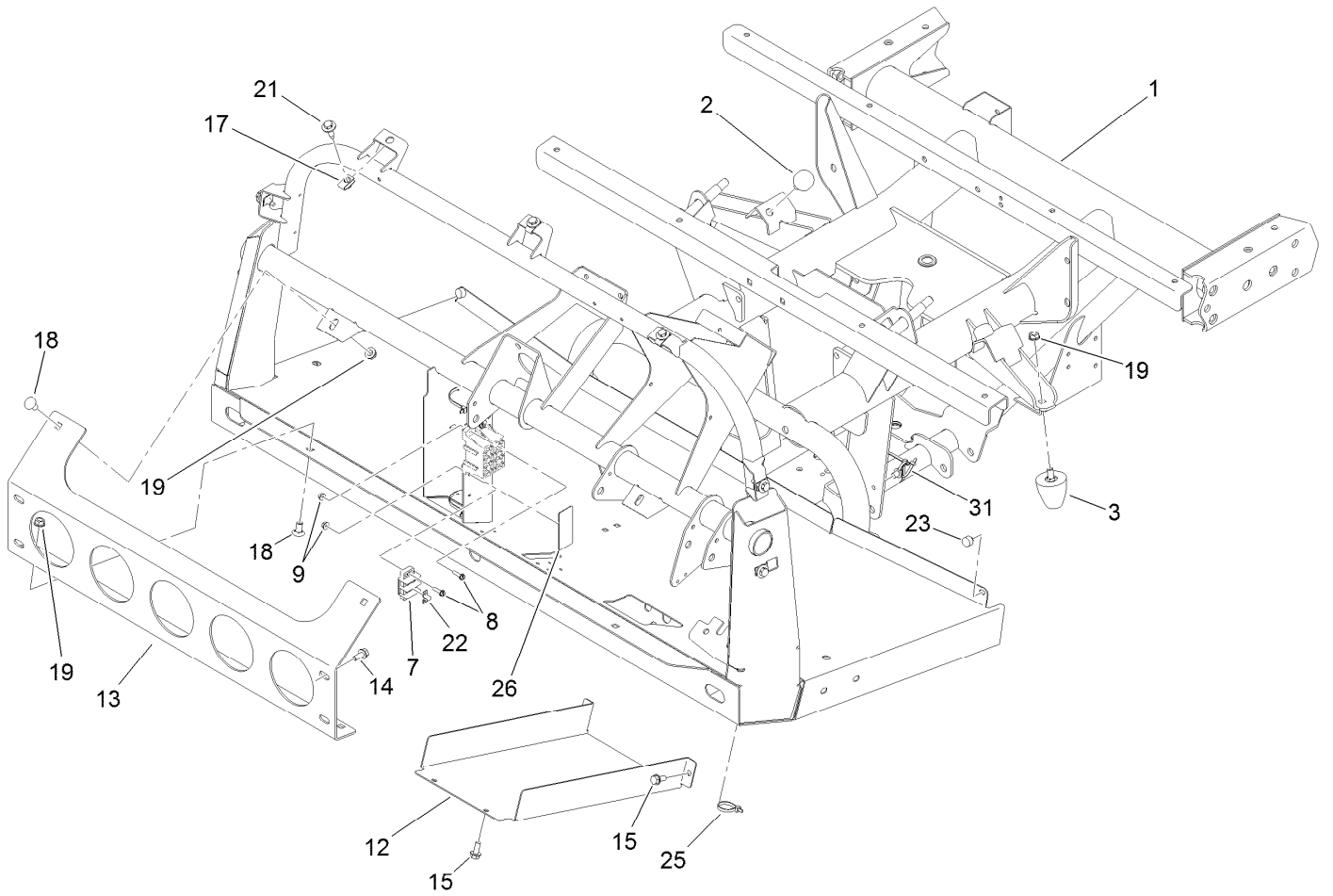
For example, in an illustration, the reference number 2X 37 means that two of the parts identified by reference number 37 are indicated.

Contents

Front Frame Assembly	5
Rear Frame and Suspension Assembly	6
Rear Axle Assembly	7
Brake Caliper Assembly No. 127-7424	8
Driveshaft Assembly No. 138-0587	9
Front and Rear Brake Line Assembly	10
Front Suspension Assembly	11
Steering and Front Wheel Assembly	12
Steering Linkage Assembly	13
Hydraulic Cylinder Assembly No. 120-5059	14
Front Control Arm Assembly	15
Brake and Clutch Pedal Assembly	16
Master Cylinder Assembly No. 104-6782	17
Accelerator Assembly	18
Console Assembly	19
Shift Assembly No. 106-7887	21
Bumper, Hood and Seat Base Assembly	22
Dash Assembly	23
Steering Hydraulic Assembly	24
Steering Valve Assembly No. 120-4813	25
Seat Assembly	26
Roll-Over Protection System Assembly	27
Full Bed and Side Panel Assembly	28
Engine Sub Frame Assembly	29
Engine and Exhaust Assembly	30
Cooling System Assembly	31
Radiator Assembly	32
Clutch Linkage Assembly	33
Transaxle Assembly	34
Case Assembly 4 Wheel Drive Transaxle Assembly No. 115-2175	35
Center Plate Assembly 4 Wheel Drive Transaxle Assembly No. 115-2175	36
Main Shaft Assembly 4 Wheel Drive Transaxle Assembly No. 115-2175	37
Reduction Shaft Assembly 4 Wheel Drive Transaxle Assembly No. 115-2175	38
Reverse Shaft Assembly 4 Wheel Drive Transaxle Assembly No. 115-2175	39
Front Drive Assembly 4 Wheel Drive Transaxle Assembly No. 115-2175	40
Axle Shaft Assembly 4 Wheel Drive Transaxle Assembly No. 115-2175	41
Differential Lock Assembly 4 Wheel Drive Transaxle Assembly No. 115-2175	42
Differential Carrier Assembly 4 Wheel Drive Transaxle Assembly No. 115-2175	43
Differential Gear Assembly 4 Wheel Drive Transaxle Assembly No. 115-2175	44
Countershaft Assembly 4 Wheel Drive Transaxle Assembly No. 115-2175	45
Hi-Lo Shift Assembly 4 Wheel Drive Transaxle Assembly No. 115-2175	46
Main Shift Assembly 4 Wheel Drive Transaxle Assembly No. 115-2175	47
4 Wheel Drive Assembly	48
Differential Assembly No. 119-0824	49
Drive Shaft Assembly No. 136-6327	50
Battery Assembly	51
Tail Light and Fender Assembly	52
Fuel System Assembly	53
Hydraulic Lift Cylinder Assembly	54
Hydraulic Cylinder Assembly No. 133-0620	56
Main Hydraulic Pump and Lift Valve Assembly	57
Control Valve Assembly No. 43-1950	59
Hydraulic Gear Pump Assembly No. 114-8302	60
Air Cleaner Assembly	61

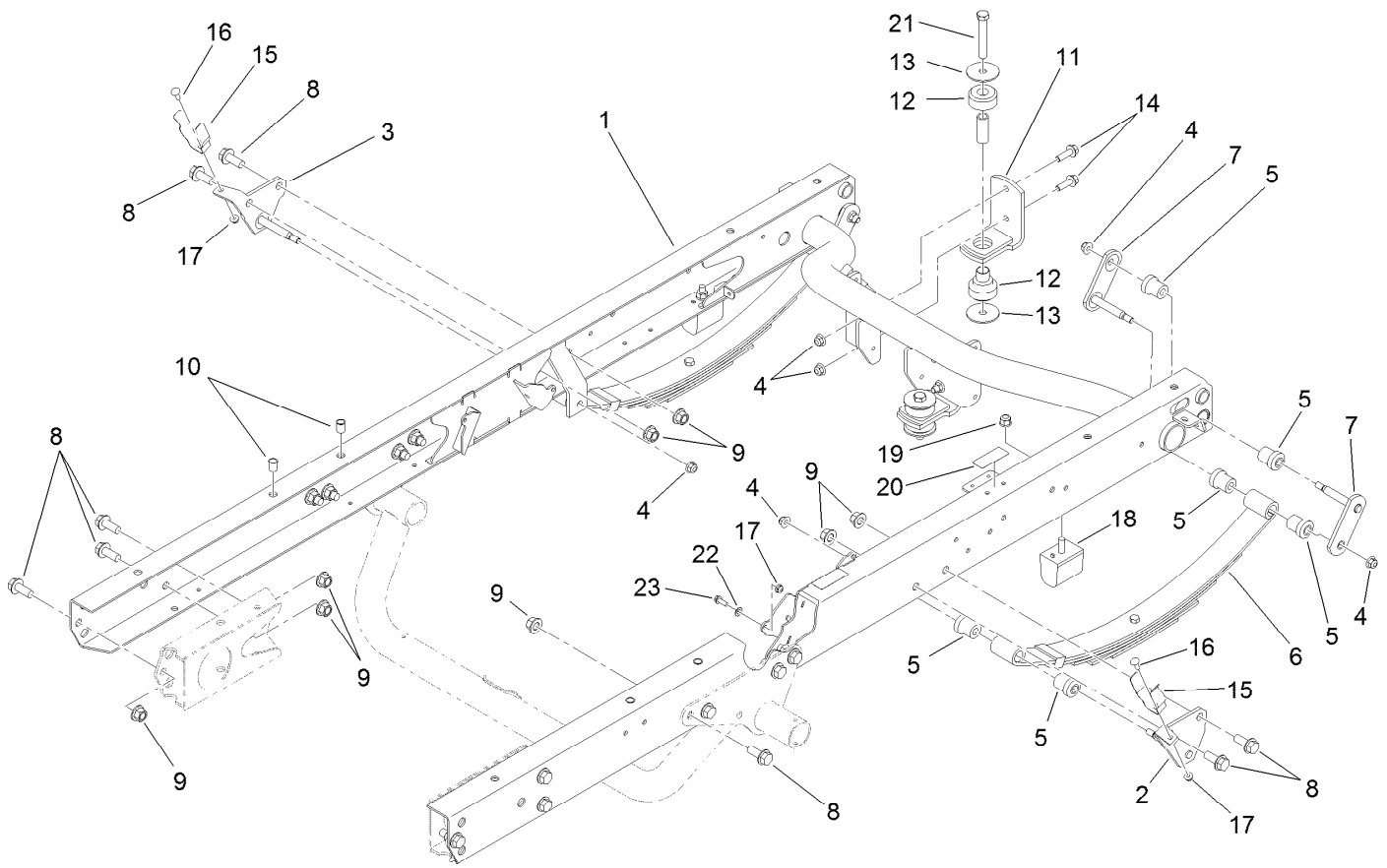
Contents (continued)

Air Cleaner Assembly No. 138-5650	62
Front and Rear Wire Harness Assembly	63
Crankcase Assembly	64
Oil Pan Assembly	65
Cylinder Head Assembly	66
Gear Case and Oil Filter Cartridge Assembly	67
Cylinder Head Cover Assembly	68
Dipstick, Guide and Oil Pump Assembly	69
Main Bearing Case Assembly	70
Cam Shaft and Idle Gear Shaft Assembly	71
Piston and Crankshaft Assembly	72
Flywheel, Starter and Sensor Switch Assembly	73
Injection and Fuel Pump Covers Assembly	74
Alternator and Pulley Assembly	75
Alternator Components Assembly	76
Starter Components Assembly	77
Thermostat and Water Pump Assembly	78
Valve and Rocker Arm Assembly	79
Inlet Manifold Assembly	80
Exhaust Manifold Assembly	81
Wire Harness Assembly	82
Electronic Control Unit Assembly	83
Operator Manual and Miscellaneous Engine Parts	84
Upper Engine Gasket Kit	85
Lower Engine Gasket Kit	86
Attachments and Accessories	87



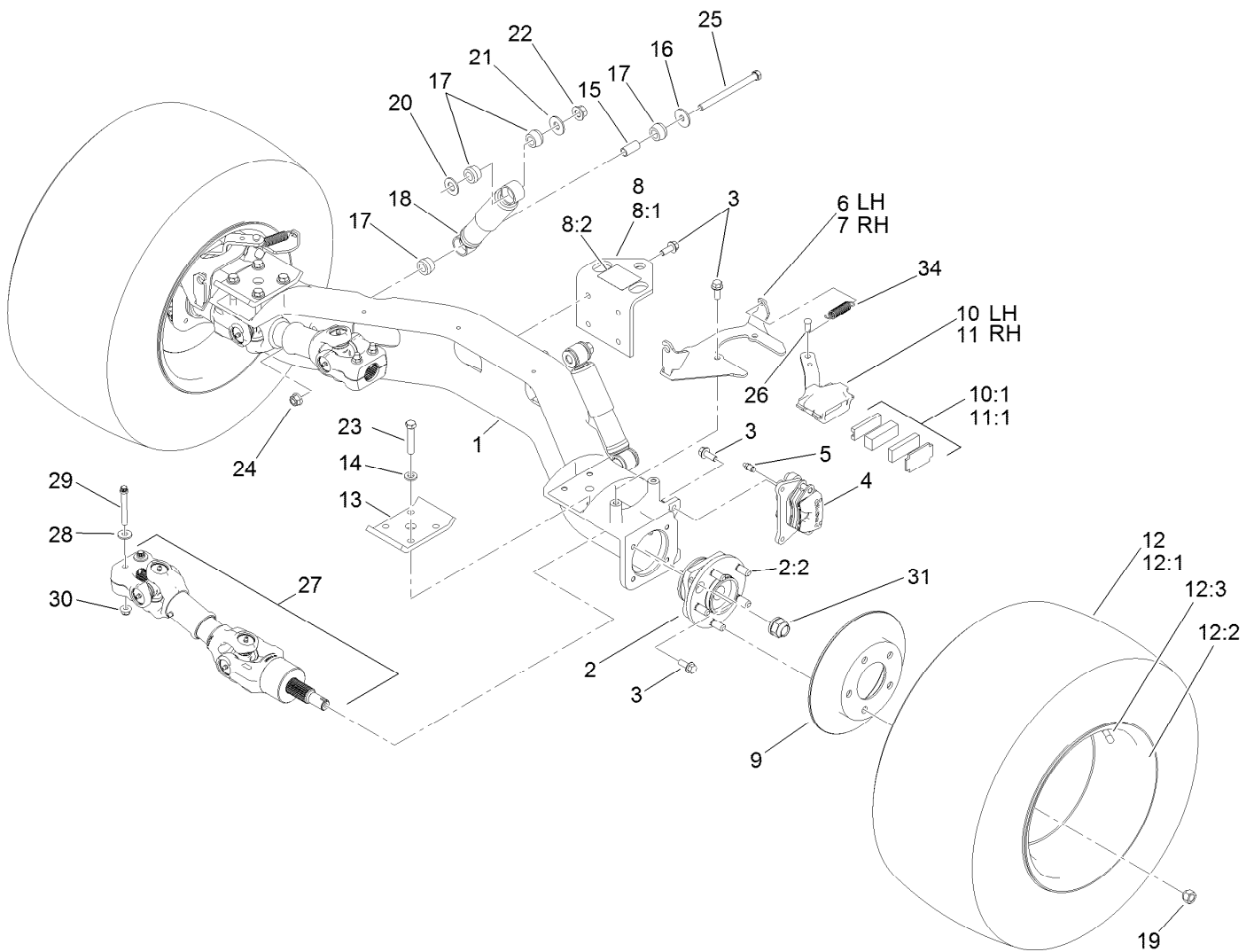
Front Frame Assembly

<i>Ref.</i>	<i>Part Number</i>	<i>Qty.</i>	<i>Description</i>	<i>Ref.</i>	<i>Part Number</i>	<i>Qty.</i>	<i>Description</i>
1	138-9251	1	Frame-Front	17	94-2413	7	Nut-U
2	87-2440	2	Bumper-Rubber	18	3231-21	4	Screw-CARR
3	26-0071	2	Snubber-Rubber	19	3290-357	6	Nut-HHF, Whiz
7	42862	1	Block-Terminal, Ground	21	114-8418	7	Screw-HWH, Sems
8	32105-13	6	Screw-HWH	22	42863	1	Strip-Jumper
9	3290-148	6	Nut-HF	23	107-8042	2	Bumper-Rubber
12	106-2427-03	1	Cover	25	3290-379	9	Tie-Cable
13	114-8272-03	1	Bracket-Bumper	26	115-7813	1	Decal-Fuse
14	3234-5	4	Screw-HHF	31	32180-030	2	Clip-Tie
15	32144-70	4	Screw-HWHTF				



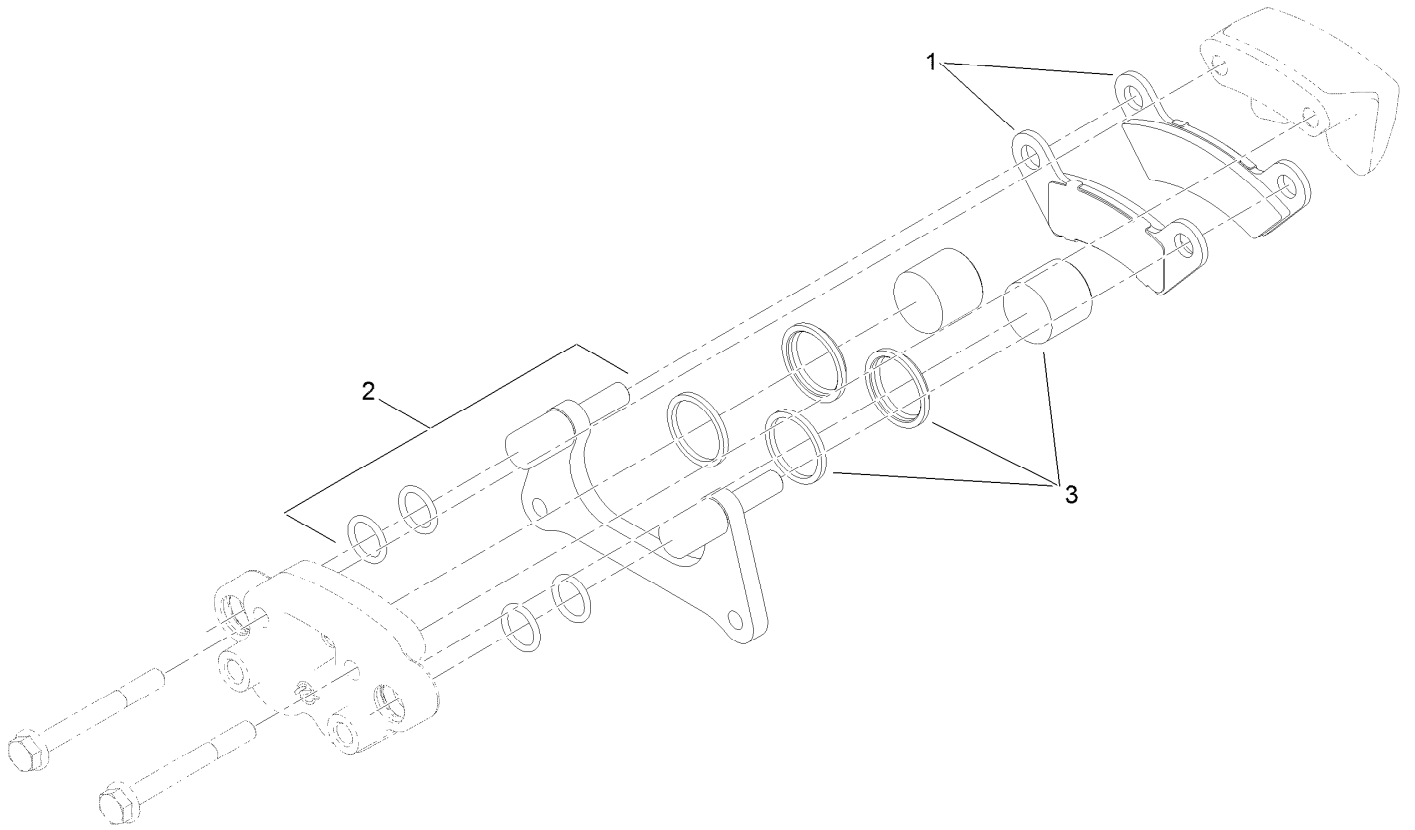
Rear Frame and Suspension Assembly

<i>Ref.</i>	<i>Part Number</i>	<i>Qty.</i>	<i>Description</i>	<i>Ref.</i>	<i>Part Number</i>	<i>Qty.</i>	<i>Description</i>
1	115-2255-03	1	Frame-Rear	13	87-5100	4	Washer-Snubbing
2	131-3474	1	Mount-Spring, LH	14	3234-24	4	Screw-HHF
3	131-3472	1	Mount-Spring, RH	15	108-3109	2	Retainer-Cylinder
4	104-8301	10	Nut-HF, NI	16	3229-1	2	Bolt-CARR
5	87-4760	12	Bushing-Rubber	17	104-7201	3	Nut-HF
6	87-1490	2	Spring-Leaf, Rear	18	87-3470	2	Bumper
7	131-3476	4	Shackle	19	103-9511	2	Nut-Lock, NI
8	3234-38	18	Screw-HHF	20	115-2047	2	Decal-Surface, Hot
9	99-5107	18	Nut-Lock	21	33116-080	2	Screw-HH
10	32148-9	4	Nut-Clinch	22	3255-8	1	Washer-Lock
11	87-5800-03	2	Mount-Transaxle	23	32105-15	1	Screw-HWH
12	106-7865	2	Mount-Engine				



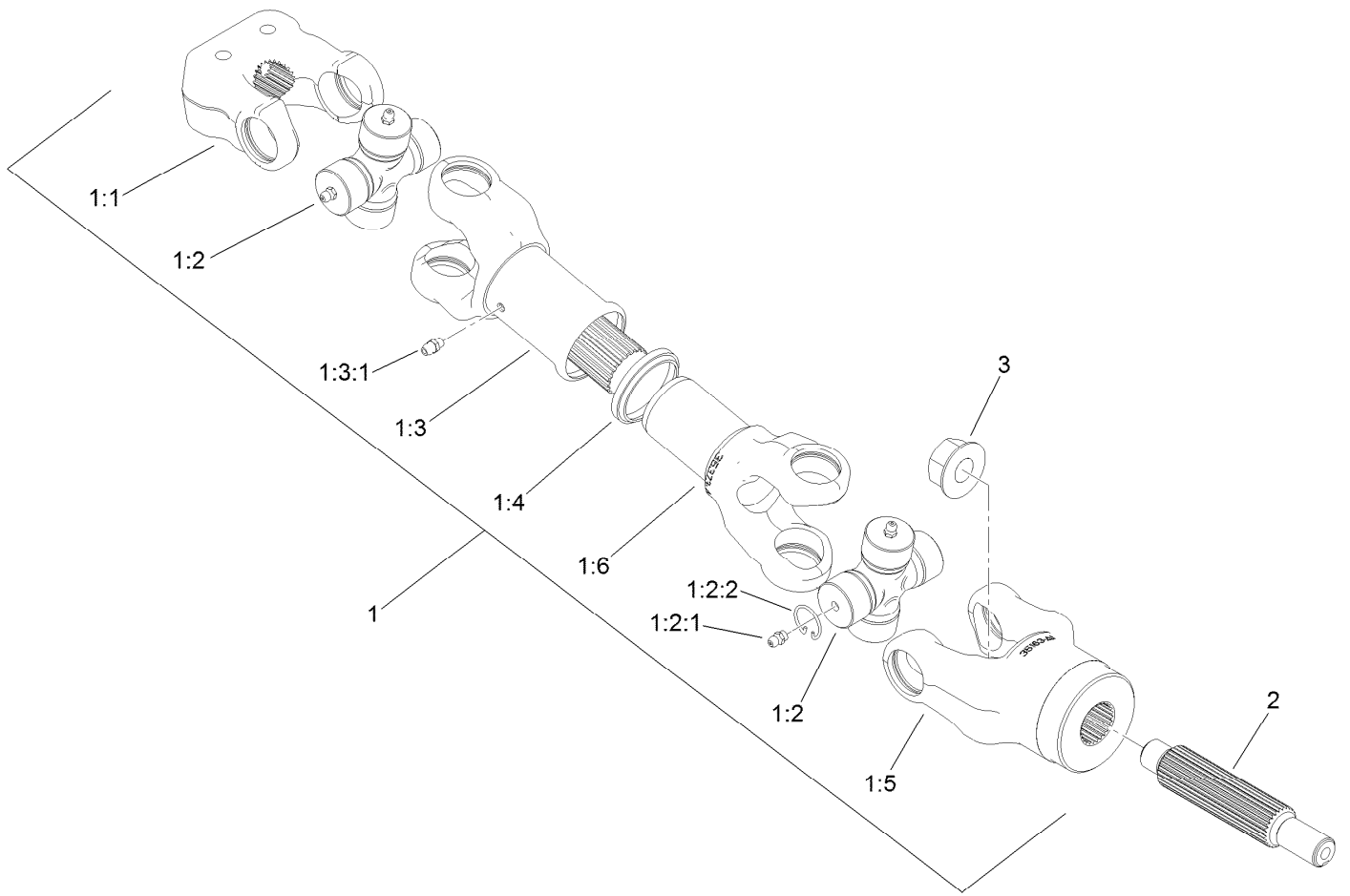
Rear Axle Assembly

Ref.	Part Number	Qty.	Description	Ref.	Part Number	Qty.	Description
1	119-9515	1	Axle-Rear	13	87-7470-03	2	Plate-Spring, Clamp
2	121-9751	2	Hub-Bearing, Wheel	14	87-7480	8	Washer
2:2	121-9752	5	Stud-Wheel	15	87-3600	2	Spacer-Absorber, Shock
3	3234-11	20	Screw-HHF	16	87-5330	2	Washer
4	127-7424	2	Brake Caliper ASM	17	87-3920	8	Bushing
5	119-9509	2	Screw-Bleed	18	121-9774	2	Absorber-Shock
6	115-2362-03	1	Bracket-Caliper, LH	19	242-50	10	Nut-Lug
7	115-2359-03	1	Bracket-Caliper, RH	20	3256-27	2	Washer-Flat
8	115-7742	1	Hitch ASM	21	3256-6	2	Washer-Flat
8:1	92-5951-03	1	Angle-Hitch	22	99-5107	2	Nut-Lock
8:2	136-1163	1	Decal-Load, Towing	23	115-2398	8	Bolt-HH
9	114-8351	2	Rotor-Brake	24	114-8417	2	Nut-HF, NI
10	114-8365	1	Caliper-Mechanical, LH	25	114-8424	2	Screw-HH
10:1	115-7847	1	Parking Brake Pad Kit	26	283-85	2	Pin-Clevis
11	114-8366	1	Caliper-Mechanical, RH	27	138-0587	2	Driveshaft ASM
11:1	115-7847	1	Parking Brake Pad Kit	28	80-6990	4	Washer-Hardened
12	131-8428	2	Tire/Wheel ASM	29	98-2939	4	Screw-Cap
12:1	131-6673	1	Tire-Rear	30	104-8301	4	Nut-HF, NI
12:2	131-8429	1	Wheel	31	115-2164	2	Nut-Spindle
12:3	232-27	1	Stem-Valve	34	104-6415	2	Spring-Return, Pedal



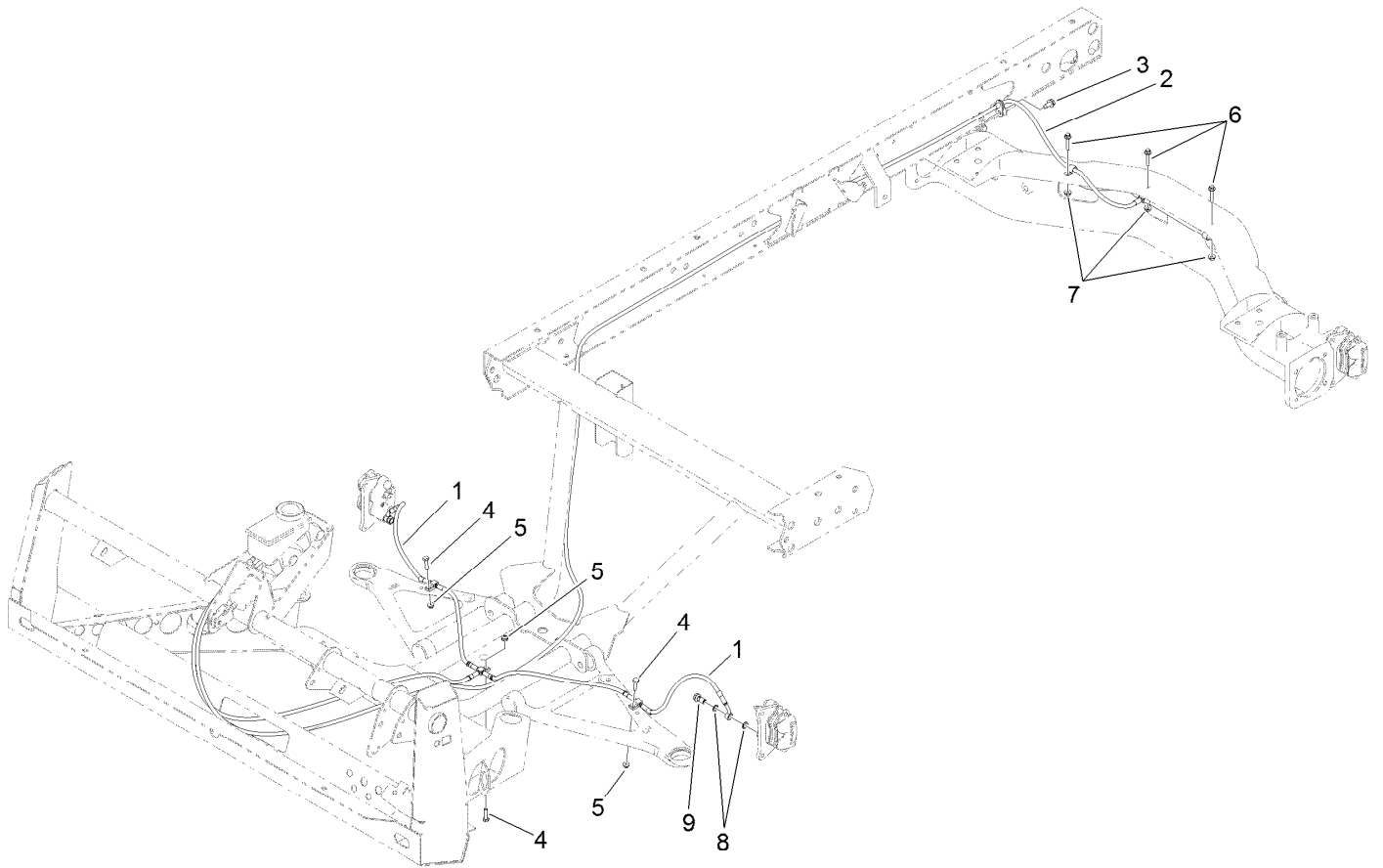
Brake Caliper Assembly No. 127-7424

<i>Ref.</i>	<i>Part Number</i>	<i>Qty.</i>	<i>Description</i>
1	133-0628	1	Brake Pad Kit
2	119-9511	1	Bracket Kit
3	133-0614	1	Piston Kit



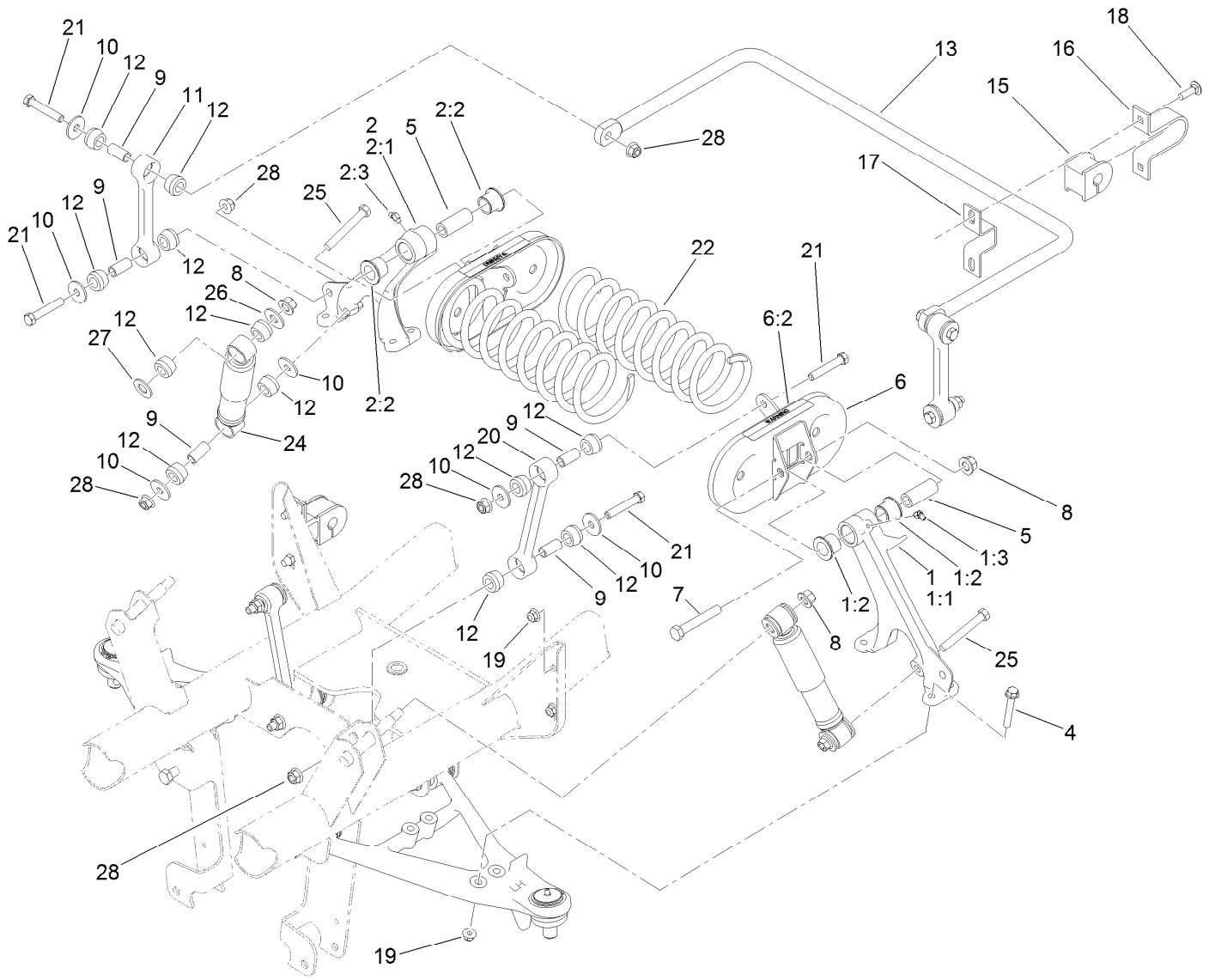
Driveshaft Assembly No. 138-0587

Ref.	Part Number	Qty.	Description
1	114-8367	1	Driveshaft ASM
1:1	98-2940	1	Yoke
1:2	92-4187	2	Cross And Bearing Kit
1:2:1	302-58	4	Fitting-Straight
1:2:2	92-4188	4	Ring-Snap
1:3	92-4179	1	Yoke-Tube, Shaft And Seal
1:3:1	302-5	1	Fitting-Grease
1:4	92-4180	1	Seal
1:5	115-2351	1	Yoke
1:6	92-4182	1	Yoke-Telescoping
2	115-7771	1	Shaft-Splined
3	32128-53	1	Nut-HF



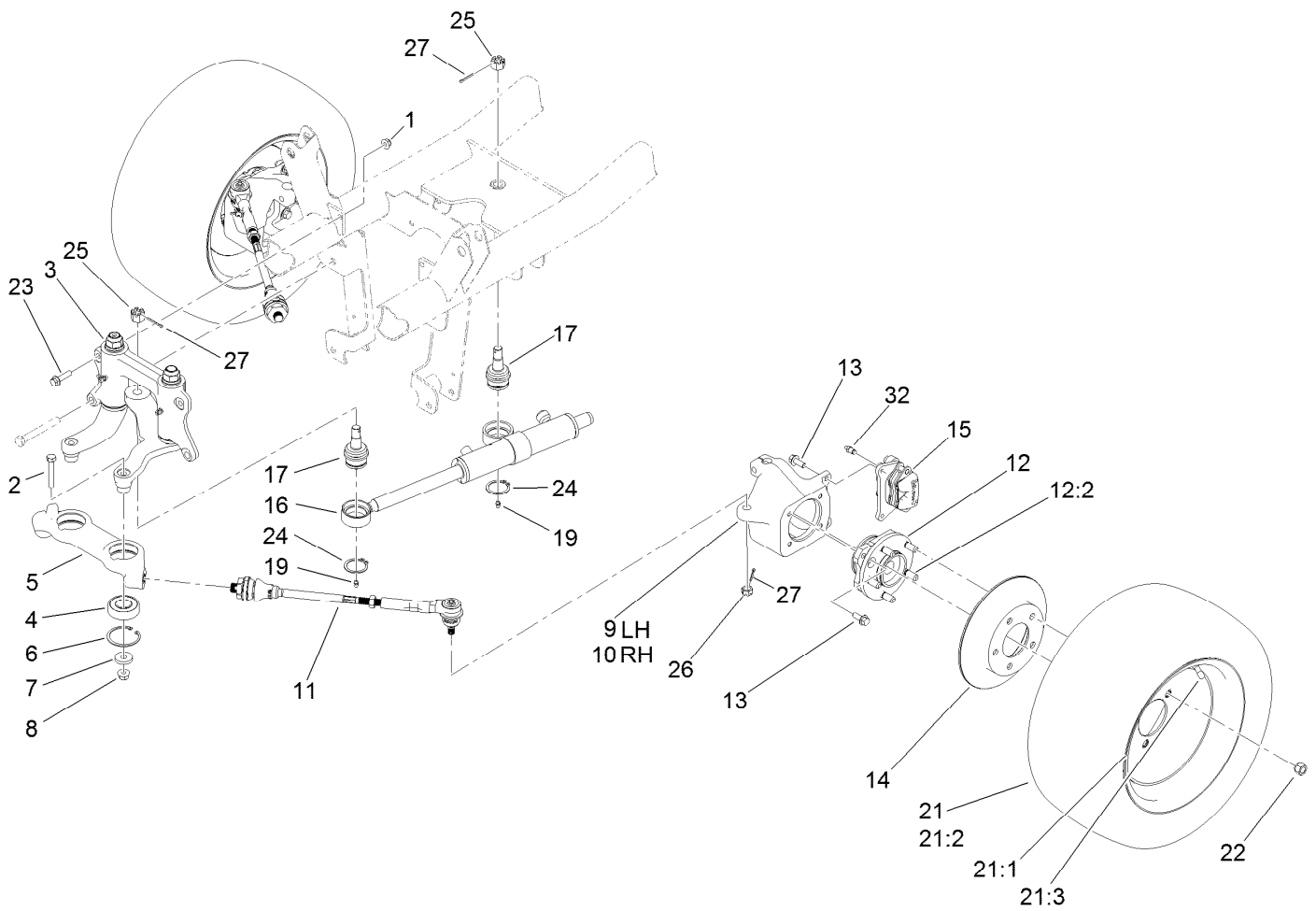
Front and Rear Brake Line Assembly

<i>Ref.</i>	<i>Part Number</i>	<i>Qty.</i>	<i>Description</i>
1	119-9682	1	Front Brake Line ASM
2	119-9681	1	Rear Brake Line ASM
3	32144-70	1	Screw-HWHTF
4	321-6	3	Screw-HH
5	104-7201	3	Nut-HF
6	3234-21	3	Screw-HHF
7	32128-33	3	Nut-HF
8	115-2341	8	Washer-Banjo
9	120-4875	4	Bolt-Flange, Banjo



Front Suspension Assembly

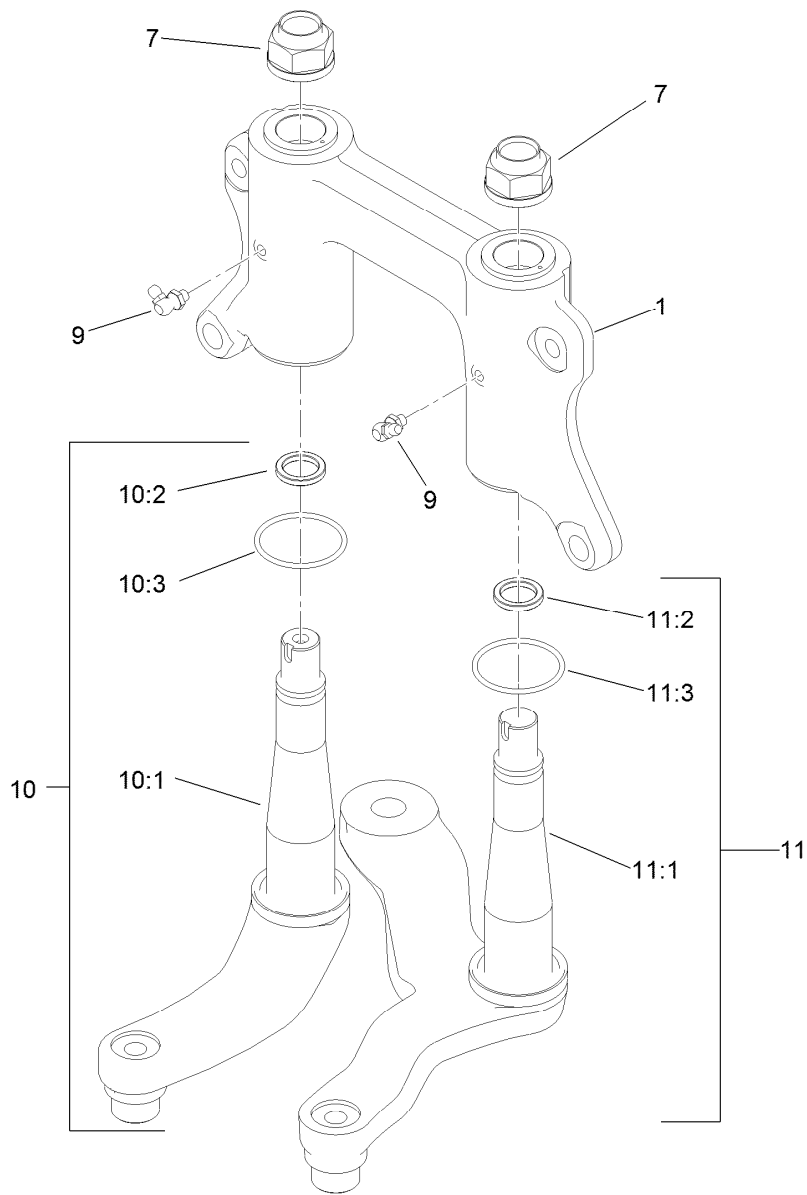
Ref.	Part Number	Qty.	Description	Ref.	Part Number	Qty.	Description
1	137-1693	1	Control Arm-LH	11	119-6725	2	Link, Anti-Sway Bar
1:1	87-0160-03	1	Tower-Control Arm, LH	12	87-3920	24	Bushing
1:2	33-3090	2	Bushing	13	133-0633-03	1	Bar-Anti-Sway, HD
1:3	302-11	1	Fitting-Lube, 45 DEG	15	87-3910	2	Bushing-Rubber
2	137-1692	1	Control Arm-RH	16	87-4010-03	2	Clamp-Bar, Sway
2:1	87-0150-03	1	Tower-Control Arm, RH	17	87-3890-03	2	Bracket-Bar, Sway
2:2	33-3090	2	Bushing	18	3231-25	4	Bolt-CARR
2:3	302-11	1	Fitting-Lube, 45 DEG	19	104-8301	12	Nut-HF, NI
4	3234-39	8	Screw-HHF	20	119-6724	2	Link-Stabilizer
5	87-2500	2	Sleeve-Spring, Pivot	21	324-10	8	Screw-HH
6	105-7958	2	Spring Cradle ASM	22	105-4183-01	2	Spring-Compression
6:2	93-9879	1	Decal-Warning	24	121-9774	2	Absorber-Shock
7	325-13	2	Screw-HH	25	324-13	2	Screw-HH
8	99-5107	4	Nut-Lock	26	3256-6	2	Washer-Flat
9	87-3600	10	Spacer-Absorber, Shock	27	3256-27	2	Washer-Flat
10	87-5330	12	Washer	28	114-8417	10	Nut-HF, NI



Steering and Front Wheel Assembly

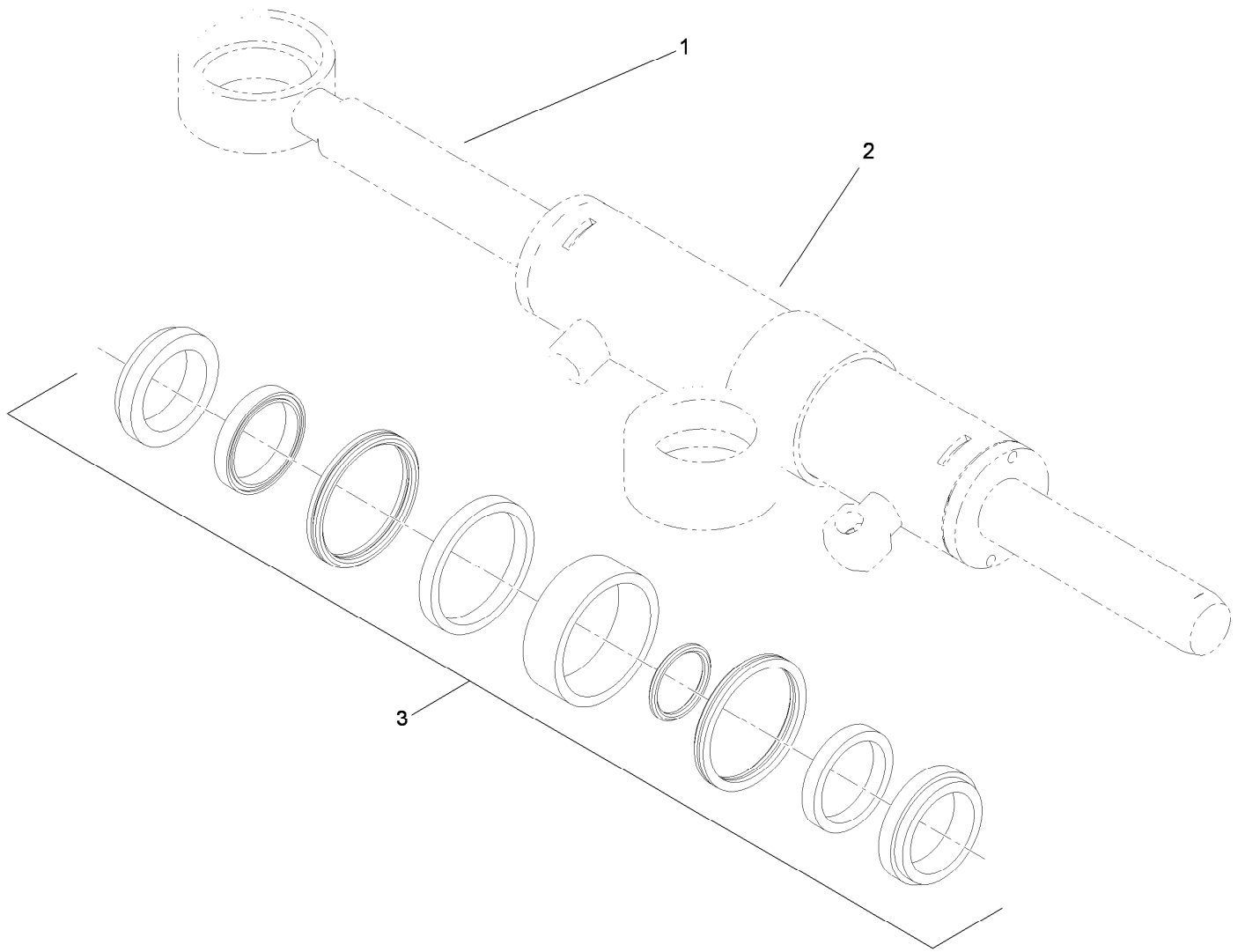
Ref.	Part Number	Qty.	Description	Ref.	Part Number	Qty.	Description
1	104-8301	2	Nut-HF, NI	15	127-7424	2	Brake Caliper ASM
2	324-10	2	Screw-HH	16	120-5059	1	HYD Cylinder ASM
3		1	Steering Linkage ASM ●	17	106-6774	2	Joint-Ball
4	119-9548	2	Bearing-Ball	19	302-5	2	Fitting-Grease
5	114-8296	1	Link-Center	21	131-8430	2	Tire/Wheel ASM
6	32120-22	2	Ring-Snap, Internal	21:1	131-8431	1	Wheel
7	112843	2	Washer	21:2	131-6670	1	Tire
8	114-8417	2	Nut-HF, NI	21:3	232-27	1	Stem-Valve
9	119-9513	1	Knuckle-LH	22	242-50	10	Nut-Lug
10	119-9514	1	Knuckle-RH	23	114-4681	2	Screw-HHF
11	114-8356	2	Tie Rod ASM	24	32151-104	2	Ring-Retaining, External
12	121-9751	2	Hub-Bearing, Wheel	25	32136-14	2	Nut-Hst
12:2	121-9752	5	Stud-Wheel	26	32136-3	2	Nut-SHH
13	3234-11	12	Screw-HHF	27	3272-12	4	Pin-Cotter
14	114-8351	2	Rotor-Brake	32	119-9509	2	Screw-Bleed

● Not serviced separately



Steering Linkage Assembly

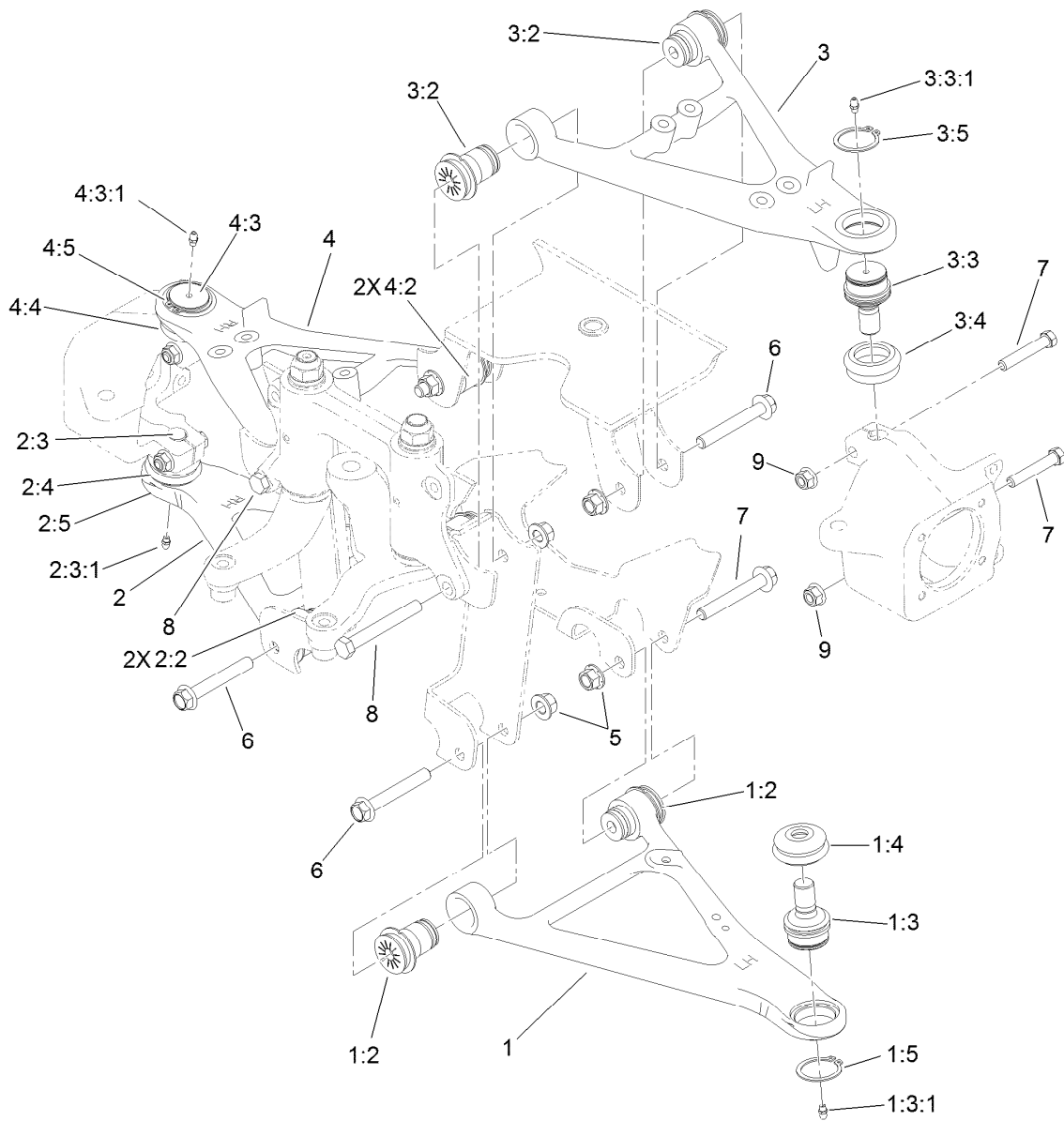
<i>Ref.</i>	<i>Part Number</i>	<i>Qty.</i>	<i>Description</i>
1	132-6767	1	Mount-Pivot, W/Bushings
7	115-2164	2	Nut-Spindle
9	302-60	2	Fitting-Grease
10	132-0794	1	Idler Arm ASM
10:1	132-0792	1	Idler Arm And Thrust Washer ASM
10:2	93-7510	1	Ring-Quad
10:3	131-3499	1	O-Ring
11	132-0795	1	Pitman Arm ASM
11:1	132-0793	1	Pitman Arm And Thrust Washer ASM
11:2	93-7510	1	Ring-Quad
11:3	131-3499	1	O-Ring



Hydraulic Cylinder Assembly No. 120-5059

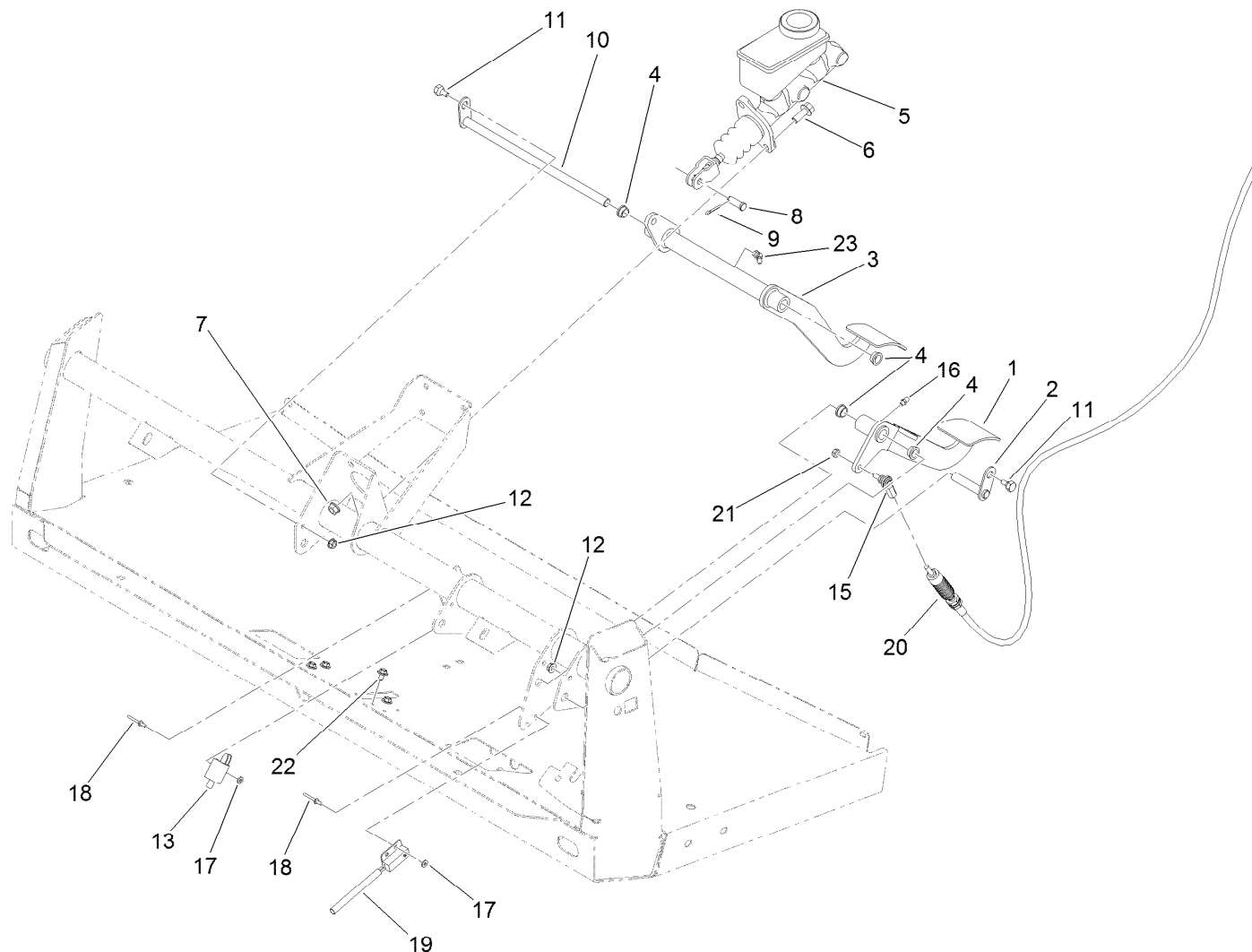
<i>Ref.</i>	<i>Part Number</i>	<i>Qty.</i>	<i>Description</i>
1		1	Rod-Cylinder ●
2		1	Body-Cylinder ●
3	115-2160	1	Cylinder Repair Kit

● Not serviced separately



Front Control Arm Assembly

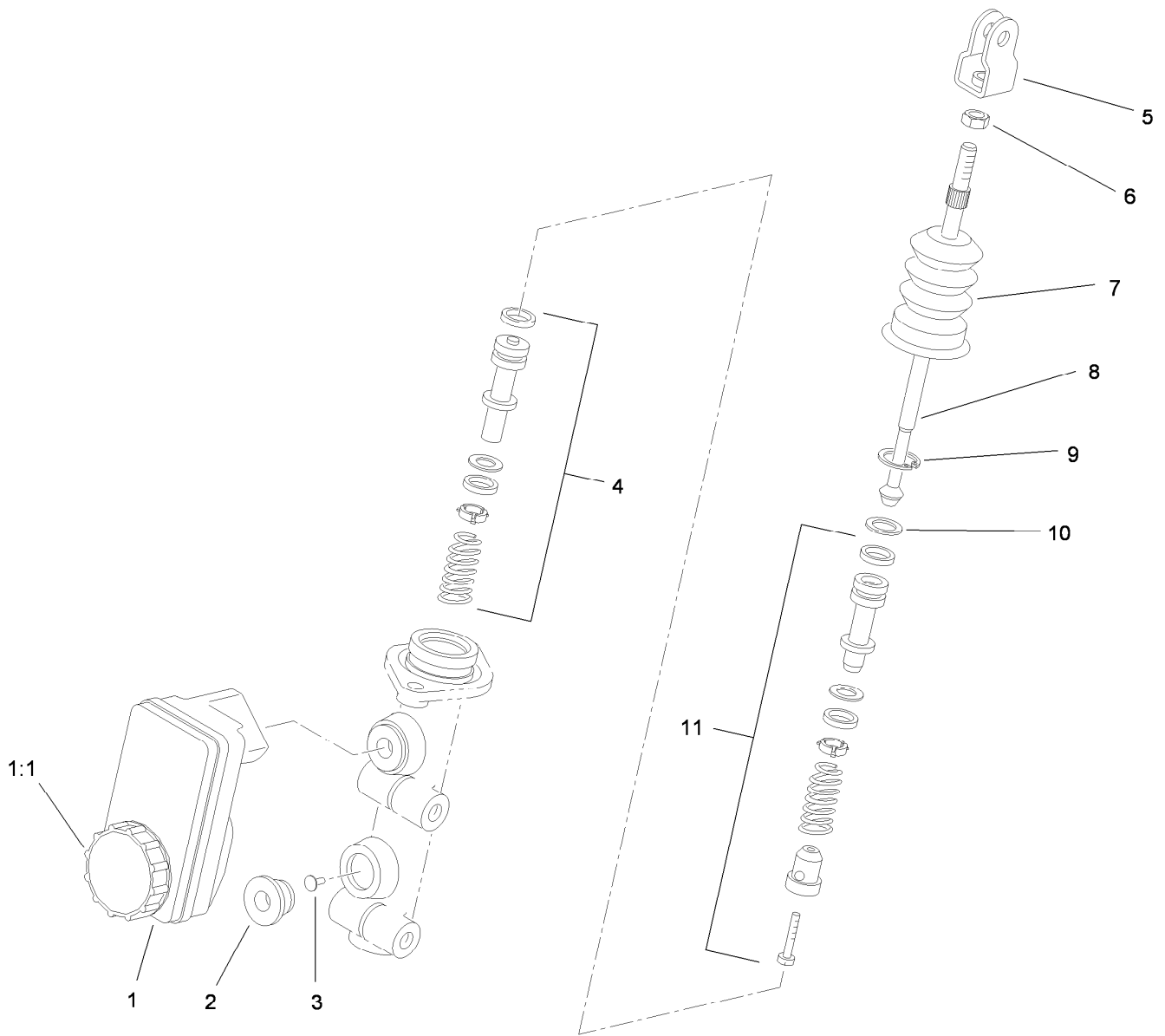
Ref.	Part Number	Qty.	Description	Ref.	Part Number	Qty.	Description
1	115-2405	1	Lower LH Control Arm ASM	3:3:1	302-5	1	Fitting-Grease
1:2	87-1450	2	Bushing-Flange	3:4	87-2420	1	Seal-Joint, Ball
1:3	115-2165	1	Ball Joint	3:5	32151-104	1	Ring-Retaining, External
1:3:1	302-5	1	Fitting-Grease	4	115-2406	1	Upper RH Control Arm ASM
1:4	87-2420	1	Seal-Joint, Ball	4:2	87-1450	2	Bushing-Flange
1:5	32151-104	1	Ring-Retaining, External	4:3	115-2165	1	Ball Joint
2	115-2407	1	Lower RH Control Arm ASM	4:3:1	302-5	1	Fitting-Grease
2:2	87-1450	2	Bushing-Flange	4:4	87-2420	1	Seal-Joint, Ball
2:3	115-2165	1	Ball Joint	4:5	32151-104	1	Ring-Retaining, External
2:3:1	302-5	1	Fitting-Grease	5	99-5107	8	Nut-Lock
2:4	87-2420	1	Seal-Joint, Ball	6	114-8419	6	Screw-HHF
2:5	32151-104	1	Ring-Retaining, External	7	324-10	4	Screw-HH
3	115-2404	1	Upper LH Control Arm ASM	8	325-17	2	Screw-HH
3:2	87-1450	2	Bushing-Flange	9	114-8417	4	Nut-HF, NI
3:3	115-2165	1	Ball Joint				



Brake and Clutch Pedal Assembly

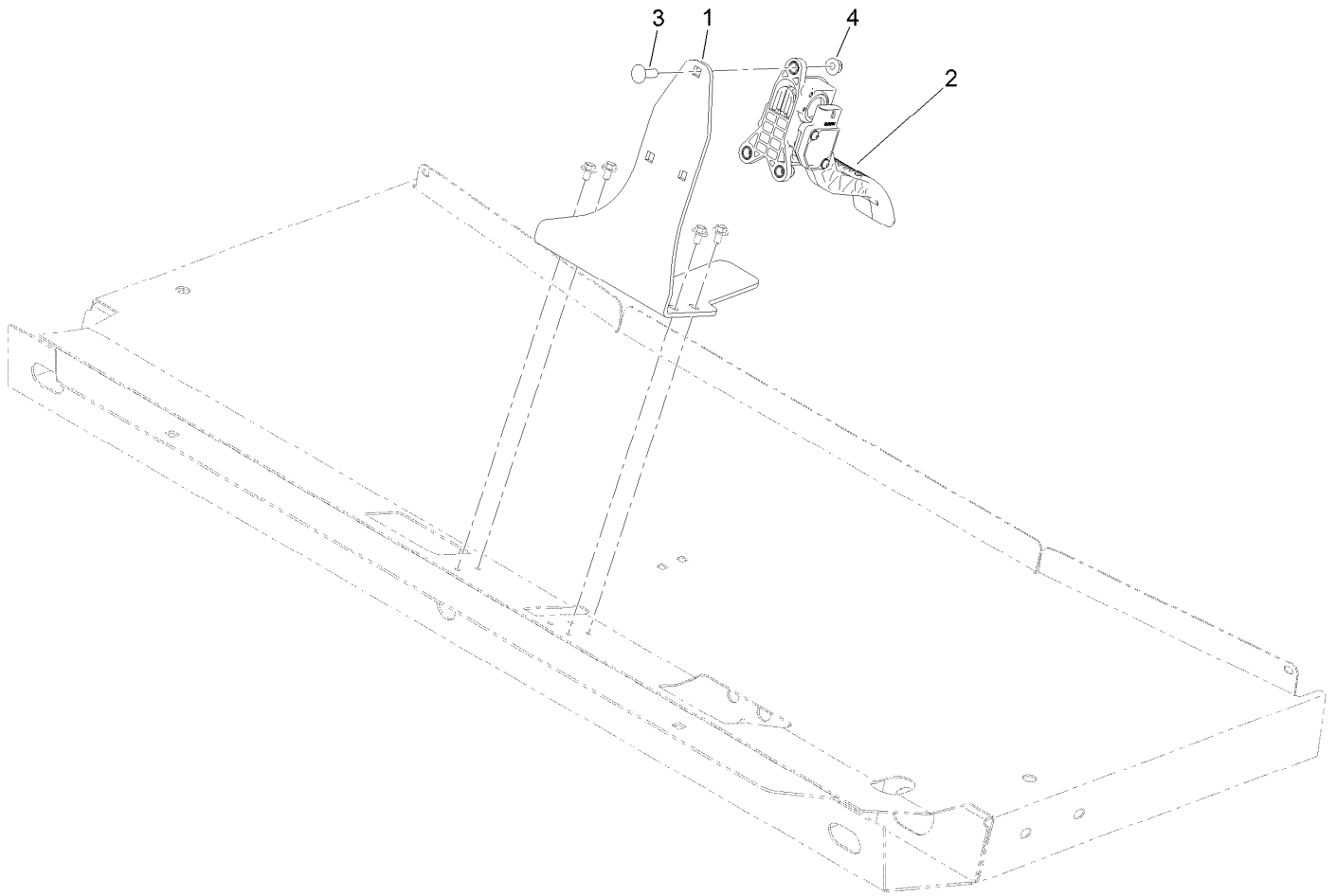
Ref.	Part Number	Qty.	Description
1	127-7357-03	1	Pedal-Clutch
2	115-2269	1	Pin-Pivot
3	120-5023-03	1	Pedal-Brake
4	256-156	4	Bushing-Flange
5	104-6782	1	Master Cylinder ASM
6	3234-11	2	Screw-HHF
7	3290-357	2	Nut-HHF, Whiz
8	283-2	1	Pin-Clevis
9	3272-10	1	Pin-Cotter
10	137-6729	1	Shaft-Brake
11	63-3410	2	Screw-Shoulder

Ref.	Part Number	Qty.	Description
12	32128-33	2	Nut-HF
13	95-1653	1	Switch-Pole, Single
15	110-2554	1	Rod End-Spherical
16	302-5	1	Fitting-Grease
17	3256-21	4	Washer-Flat
18	3269-25	4	Rivet-Pop
19	105-0023	1	Switch-Proximity
20	115-2284	1	Cable-Clutch
21	3296-13	1	Nut-Lock, NI
22	46-6811	4	Screw-HWH
23	302-60	1	Fitting-Grease



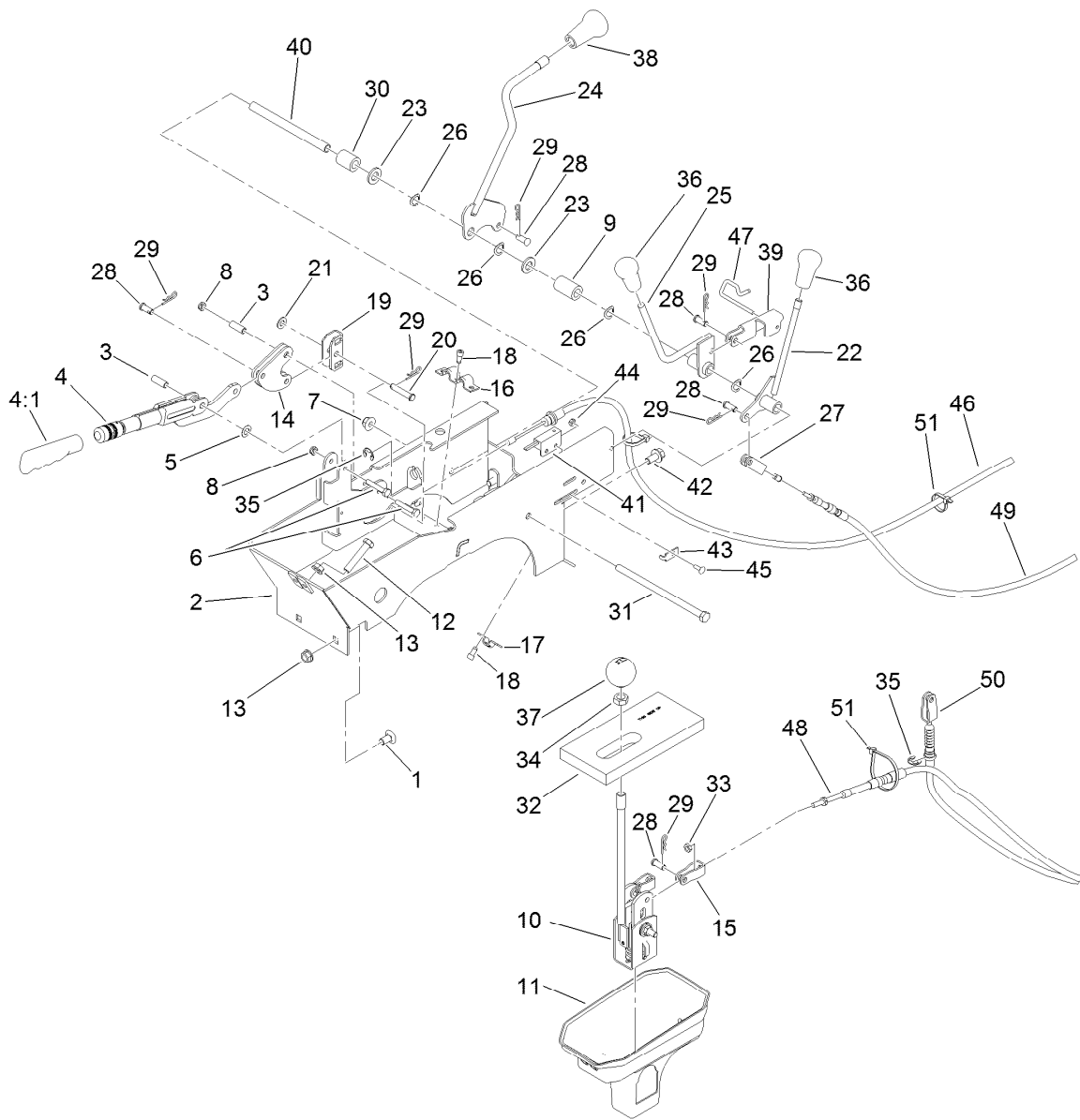
Master Cylinder Assembly No. 104-6782

Ref.	Part Number	Qty.	Description
1	104-6845	1	Reservoir ASM
1:1	92-4112	1	Cap ASM
2	93-8971	2	Seal-Port, Flange
3	92-4103	1	Pin-Stop
4	92-4102	1	Secondary Piston ASM
5	92-4110	1	Clevis
6	21-0360	1	Nut-Hex
7	94-5209	1	Cover-Dust
8	94-5210	1	Rod-Push
9	92-4109	1	Ring-Snap
10	92-4108	1	Retainer-Washer
11	92-4101	1	Primary Piston ASM



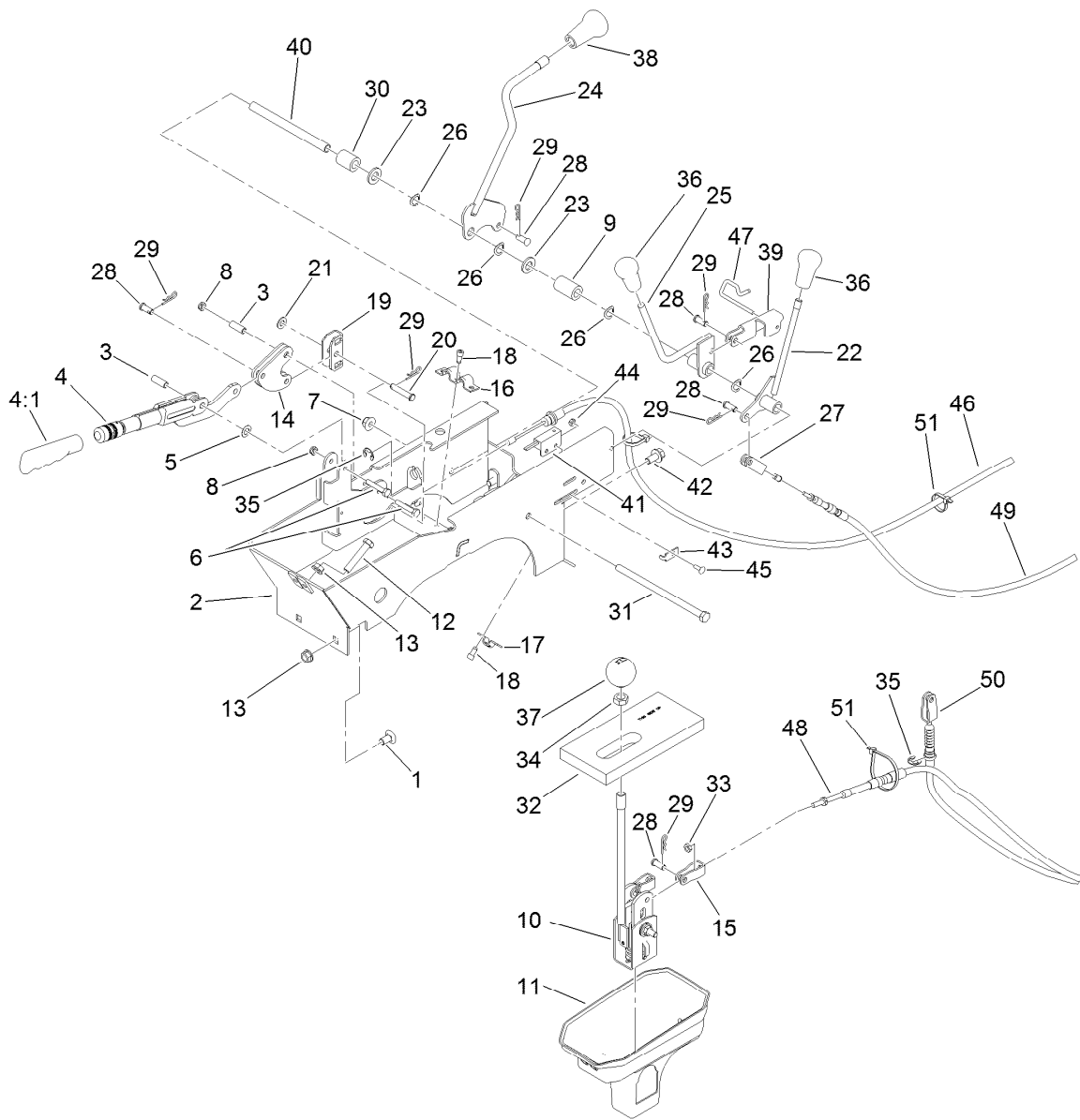
Accelerator Assembly

<i>Ref.</i>	<i>Part Number</i>	<i>Qty.</i>	<i>Description</i>
1	132-6711-03	1	Bracket-Mount, Pedal
2	121-9675	1	Pedal-Accelerator
3	3230-22	3	Screw-CARR
4	104-8300	3	Nut-HF, NI



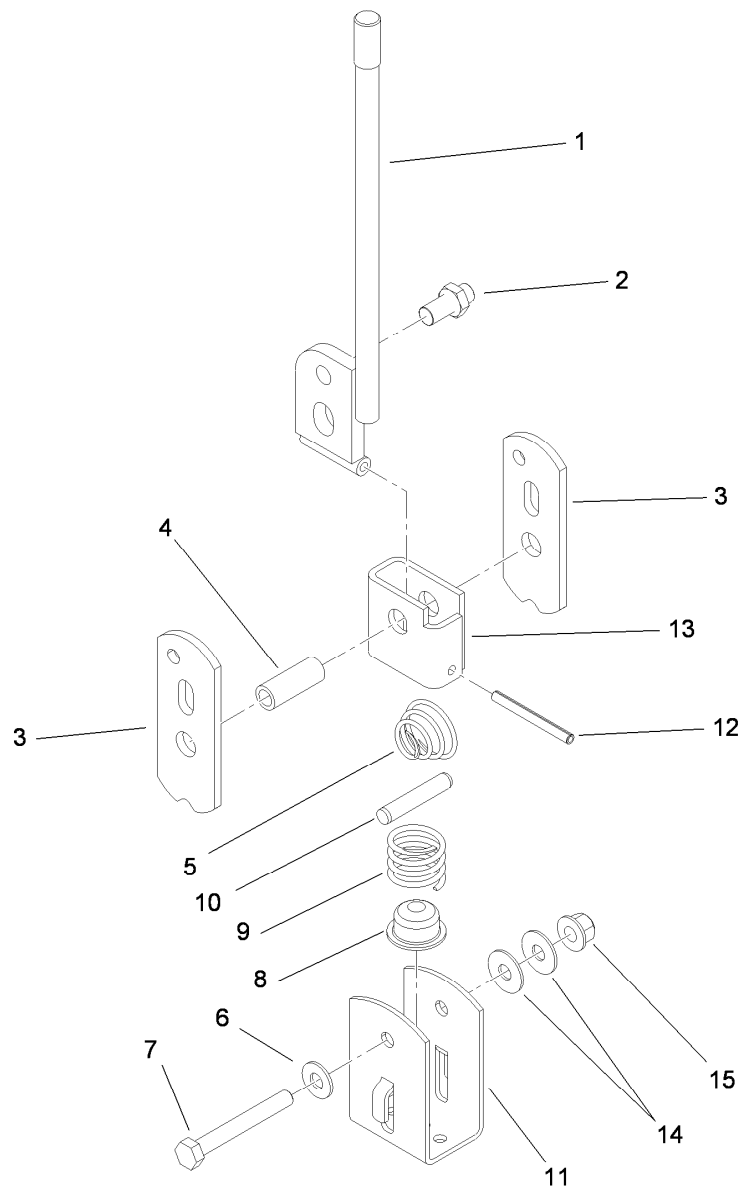
Console Assembly

Ref.	Part Number	Qty.	Description	Ref.	Part Number	Qty.	Description
1	3231-21	2	Screw-CARR	20	94-3829	1	Pin-Clevis
2	108-6914-03	1	Support-Lever	21	3256-23	1	Washer-Plain
3	114402	2	Spacer	22	106-7828	1	Lever
4	127-8863	1	Lever-Brake, Park	23	33096-00	2	Washer-Flat
4:1	127-8864	1	Grip-Handle	24	131-3479	1	Lever-Lock, Differential
5	3290-477	1	Washer-Curved	25	106-7960	1	Lever-HYD
6	321-9	2	Screw-HH	26	3290-221	4	Washer-Spring
7	104-8301	1	Nut-HF, NI	27	87-7160	1	Clevis-Cable
8	3296-56	2	Nut-Lock, NI	28	283-62	6	Pin-Clevis
9	120-5037	1	Spacer	29	3290-307	7	Pin-Cotter
10	106-7887	1	Shift ASM	30	66-6501	1	Spacer-Wheel
11	106-2376	1	Boot-Shift, Lower	31	323-36	1	Screw-HH
12	323-10	2	Screw-HH	32	87-6570	1	Seal-Boot, Lower
13	3290-357	4	Nut-HHF, Whiz	33	3220-1	2	Nut-Jam
14	106-7814	2	Bellcrank	34	3218-18	1	Nut-Jam
15	87-2310	2	Clevis-Cable	35	32120-47	3	Ring-Retaining, External
16	87-4960	1	Clamp-Cable	36	106-7903	2	Knob-Control
17	87-4340	1	Clamp-Cable	37	87-6720	1	Knob-Shift
18	65-5220	5	Screw-HSH, Thread Forming	38	106-7952	1	Knob
19	87-3480	1	Bracket-Equalizer, Cable	39	115-2250	1	Link
				40	106-7833	1	Spacer



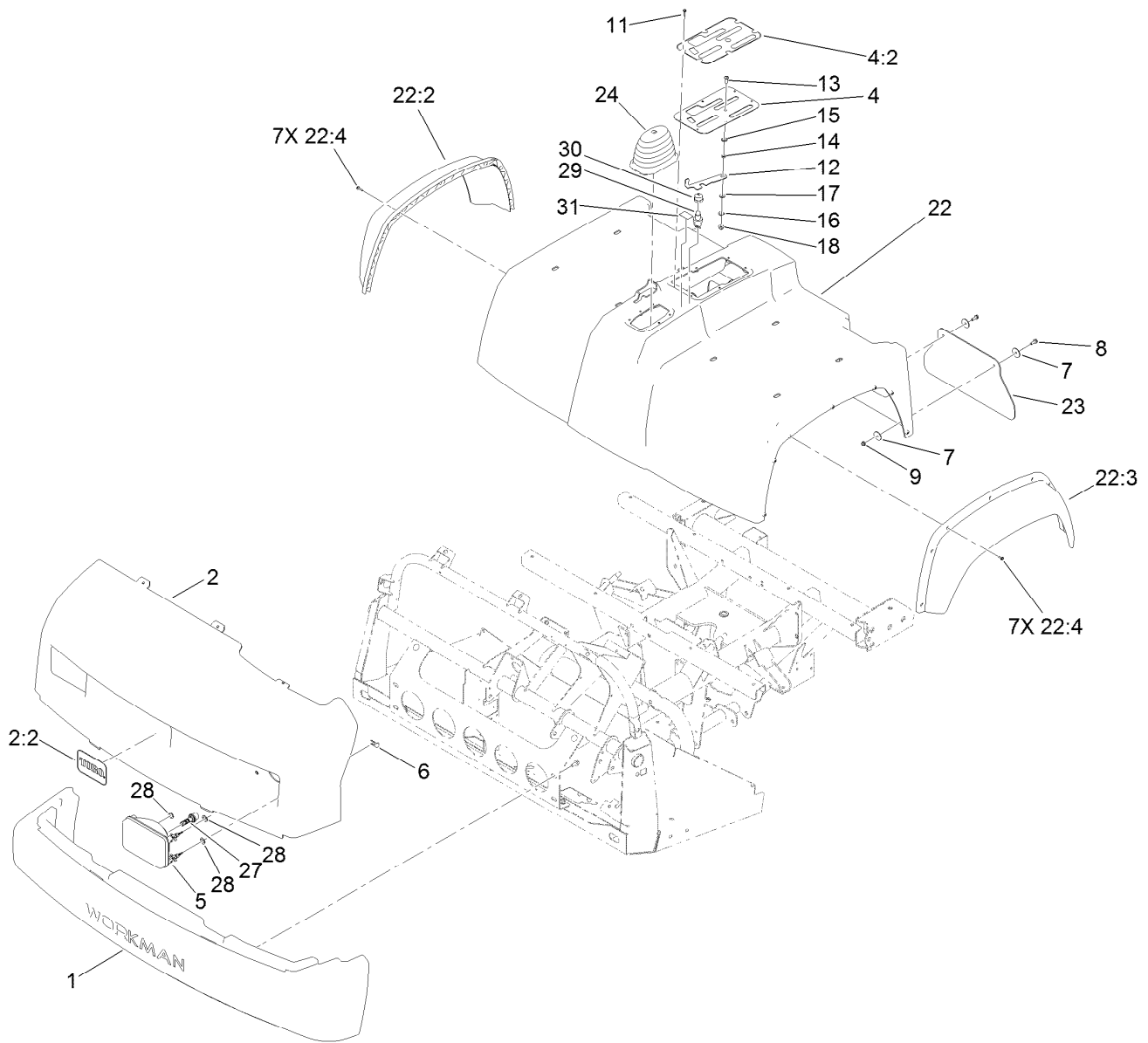
Console Assembly (continued)

<i>Ref.</i>	<i>Part Number</i>	<i>Qty.</i>	<i>Description</i>	<i>Ref.</i>	<i>Part Number</i>	<i>Qty.</i>	<i>Description</i>
41	100-1270	1	Switch-Proximity	47	115-2350	1	Pin-Retainer
42	3234-12	2	Screw-HHF	48	121-6327	2	Cable-Selector, Gear
43	100-4872	1	Plate-Switch, Neutral	49	115-7812	1	Cable-Hi Low
44	3296-12	1	Nut-Lock, NI	50	115-2287	1	Cable-Lock, Differential
45	3229-34	1	Screw-CARR	51	3290-379	5	Tie-Cable
46	115-2283	2	Cable-Brake, Park				



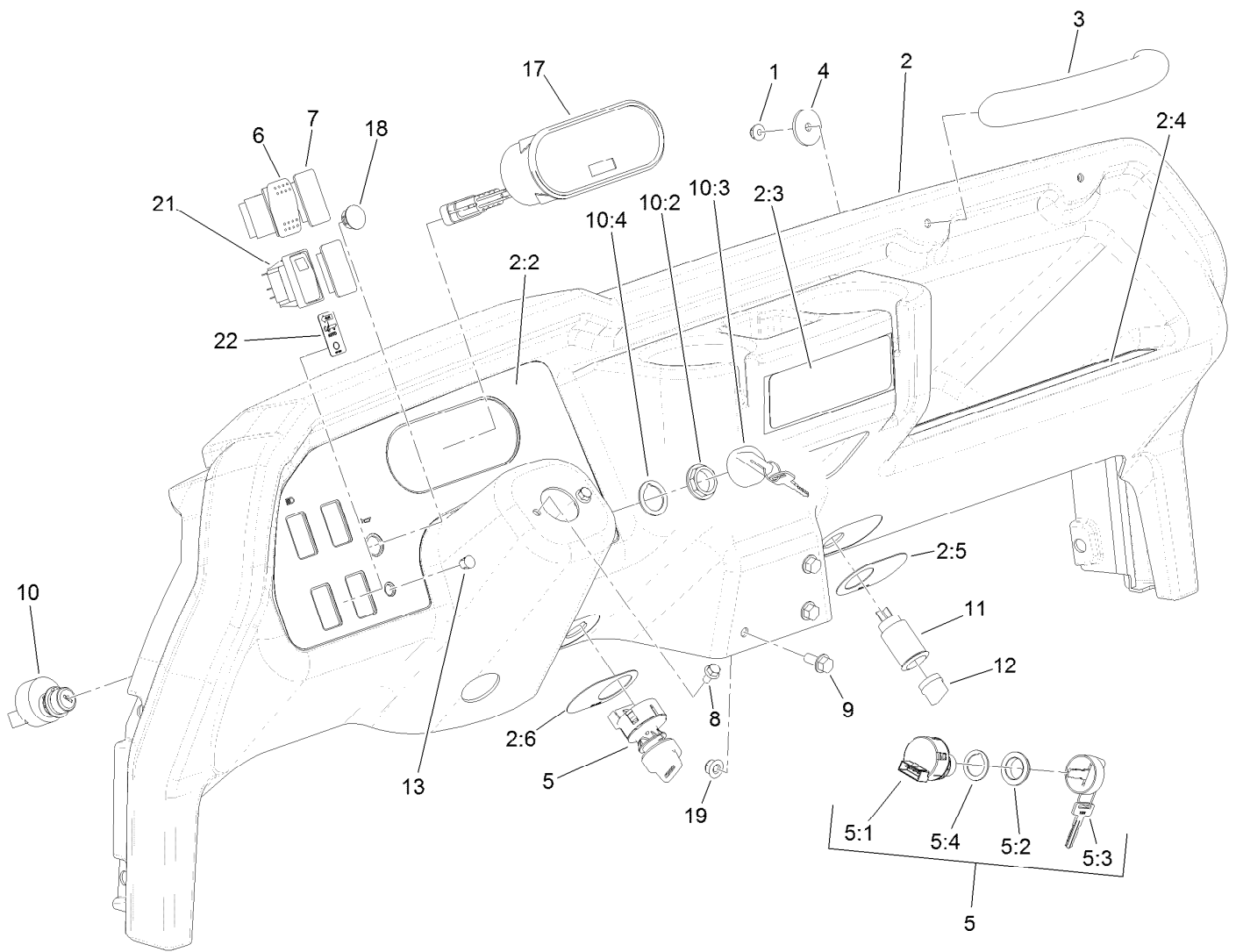
Shift Assembly No. 106-7887

<i>Ref.</i>	<i>Part Number</i>	<i>Qty.</i>	<i>Description</i>
1	131-3469	1	Lever-Shift
2	87-3650	1	Pin-Shift
3	87-3540	2	Link-Shift
4	87-2520	1	Tube-Pivot
5	87-2900	1	Spring-Compression
6	87-8640	1	Washer-Flat
7	322-12	1	Screw-HH
8	87-3530	1	Button-Shifter
9	87-3660	1	Spring-Compression
10	3290-507	1	Pin-Dowel
11	87-3520	1	Clevis
12	32121-48	1	Pin-Spring
13	87-6040	1	Bracket-Shifter
14	3290-456	2	Washer-Belleville
15	104-8300	1	Nut-HF, NI



Bumper, Hood and Seat Base Assembly

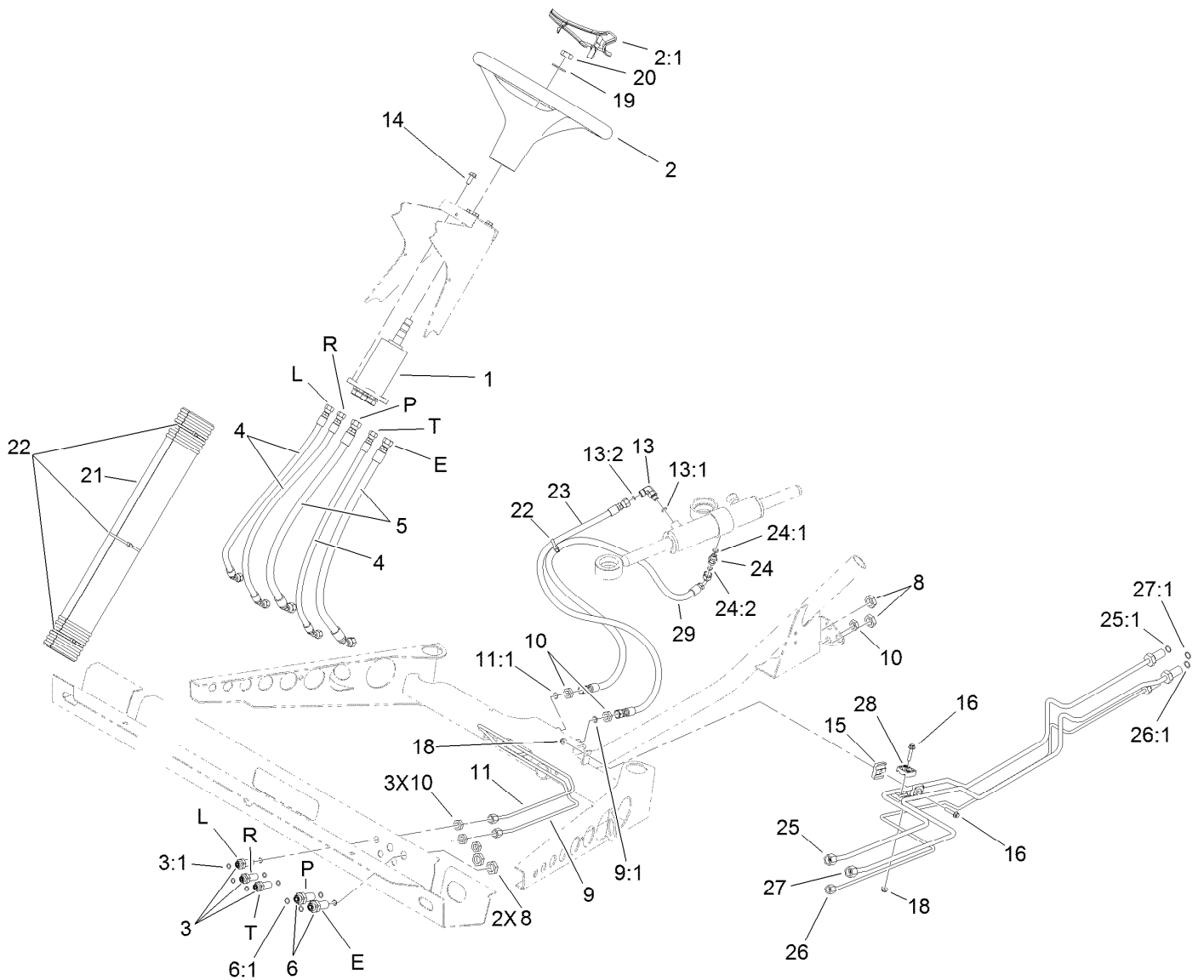
<i>Ref.</i>	<i>Part Number</i>	<i>Qty.</i>	<i>Description</i>	<i>Ref.</i>	<i>Part Number</i>	<i>Qty.</i>	<i>Description</i>
1	112-3185	1	Bumper	16	3290-221	1	Washer-Spring
2	139-3382	1	Hood ASM	17	3256-23	1	Washer-Plain
2:2	117-4950	1	Decal	18	104-8300	1	Nut-HF, NI
4	106-7886	1	Control Plate ASM	22	133-0566	1	Seatbase ASM
4:2	106-2377	1	Decal-Console	22:2	114-8407	1	Fender-Front, RH
5	136-6318	2	Housing-Headlight, 12V	22:3	114-8408	1	Fender-Front, LH
6	114-8341	6	Clip-Speed	22:4	117-5036	14	Screw-Plastic, HWH
7	3256-55	8	Washer-Flat	23	106-2378	2	Mudflap
8	3234-4	4	Screw-HHF	24	117-8063	1	Boot-Shift
9	104-7201	4	Nut-HF	27	133-0574	2	Bulb-LED
11	98-1375	6	Screw-HWH	28	112-6957	6	Washer-Hardened
12	106-7984	1	Lever-Detent	29	112-3324	1	Switch-Horn
13	3274-55	1	Screw-HSBH	30	112-3313	1	Nut-Weatherproof
14	82-4240	1	Spacer-Bearing	31	137-9896	1	Decal-4X4 Enable
15	94-8196	1	Washer-Nylon				



Dash Assembly

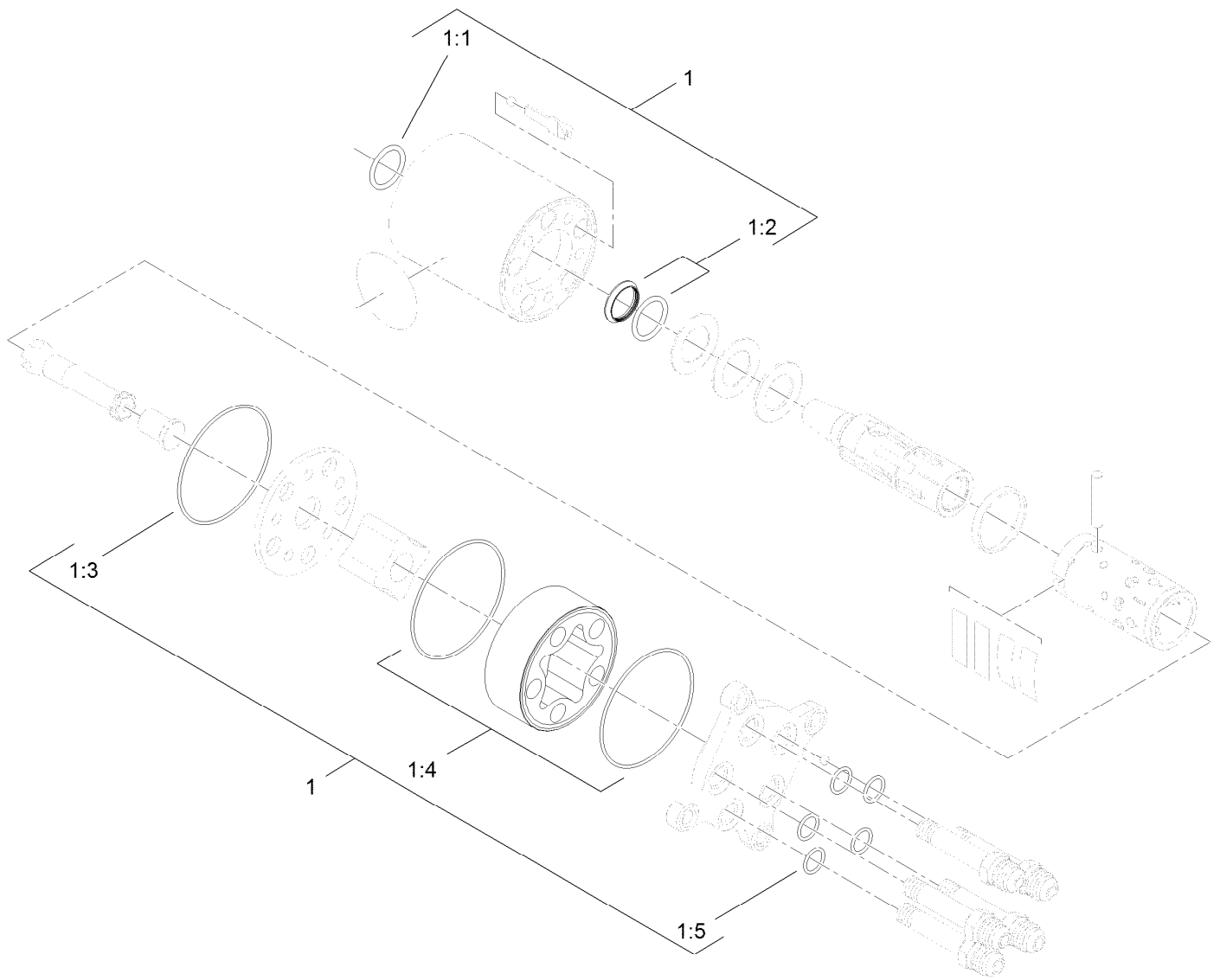
Ref.	Part Number	Qty.	Description	Ref.	Part Number	Qty.	Description
1	104-7201	2	Nut-HF	7	99-7420	3	Plug-Hole
2	115-7912	1	Dash ASM	8	33103-012	2	Screw-HHF
2:2	138-3523	1	Decal-Panel, Control	9	3234-5	3	Screw-HHF
2:3	121-9776	1	Decal-Danger, Vehicle (CE)	10	106-5269	1	Ignition Switch ASM
2:4	115-2282	1	Decal-Warning, Dash	10:2	108-8660	1	Nut-Mounting
2:5	106-2353	1	Decal-Powerpoint	10:3	106-5270	1	Ignition Key Set
2:6	106-2355	1	Decal-Switch, Supervisor	10:4	108-8659	1	Washer-Backup
3	117-4948	1	Handle-Grab	11	99-7411	1	Point-Power
4	103995	2	Washer	12	99-7416	1	Cap
5	110-2580	1	Switch-Key, Supervisor	13	104-9368	1	Plug-Dome
5:1		1	Switch-Key ●	17	138-3564	1	Cluster-Instrument
5:2	108-8660	1	Nut-Mounting	18	94-5627	1	Plug
5:3	110-5221	1	Set-Key, Supervisor	19	104-8300	3	Nut-HF, NI
5:4	108-8659	1	Washer-Backup	21	104-9007	1	Switch-Rocker
6	95-8999	1	Switch	22	137-9895	1	Decal-4Wd Auto

● Not serviced separately



Steering Hydraulic Assembly

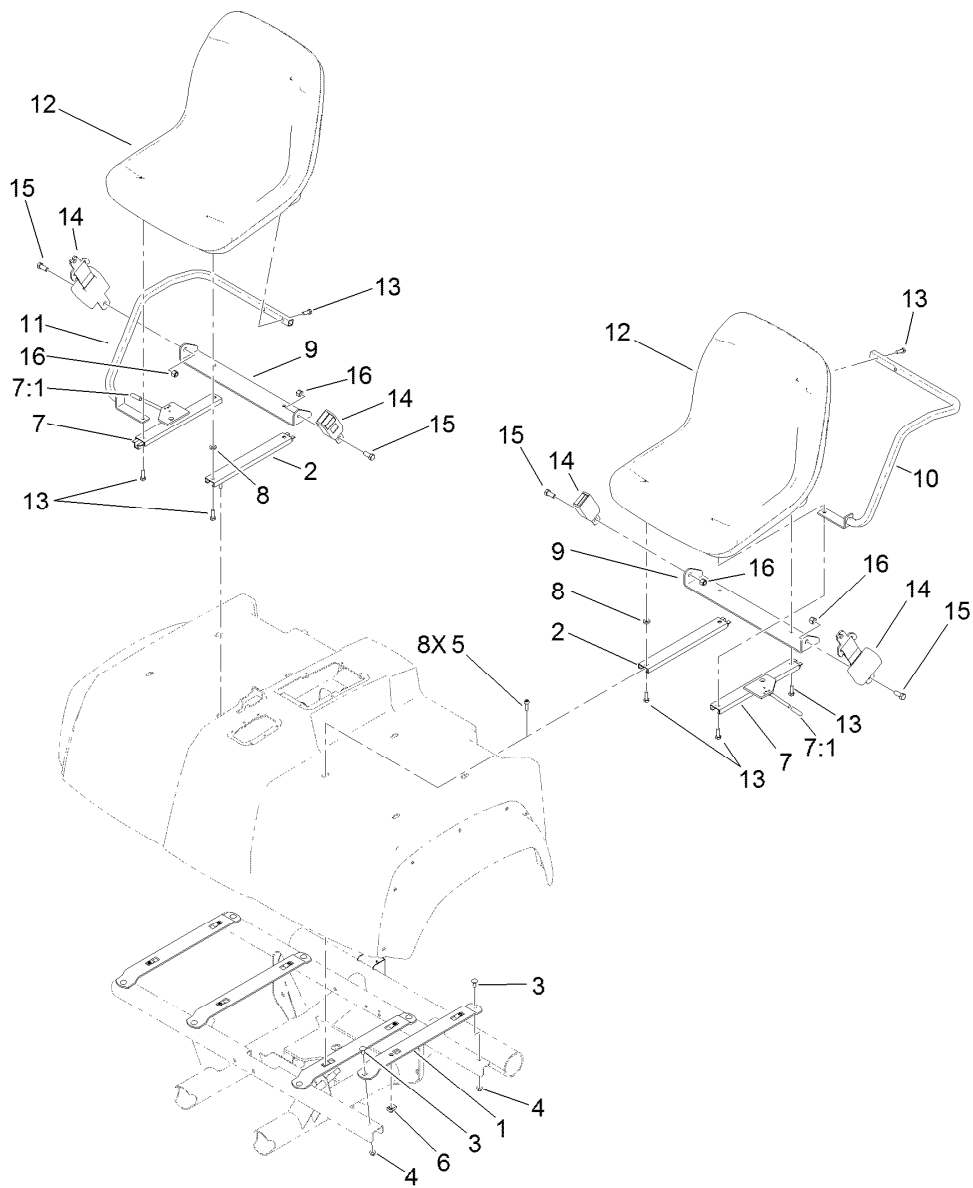
Ref.	Part Number	Qty.	Description	Ref.	Part Number	Qty.	Description
1	120-4813	1	Pump-Steering	15	106-7839	2	Clamp-Tube
2	98-1471	1	Wheel-Steering	16	3234-21	2	Screw-HHF
2:1	98-1468	1	Cover-Wheel, Steering	18	104-7201	2	Nut-HF
3	94-1444	3	Union-Bulkhead	19	3256-27	1	Washer-Flat
3:1	237-21	2	O-Ring	20	3296-33	1	Nut-Lock, NI
4	106-7974	3	Hose-HYD	21	106-6713	1	Cover-Lines, Steering
5	106-7975	2	Hose-HYD	22	3290-379	4	Tie-Cable
6	340-71	2	Fitting-Straight, Bulkhead	23	108-6505	1	Hose-HYD
6:1	237-22	2	O-Ring	24	340-92	1	Fitting-Straight
8	340-70	4	Nut-Lock	24:1	237-78	1	O-Ring
9	106-7804	1	Tube-HYD	24:2	237-21	1	O-Ring
9:1	237-21	1	O-Ring	25	115-7701	1	Tube-HYD
10	3219-10	6	Nut-Hex	25:1	237-22	1	O-Ring
11	106-7806	1	Tube-HYD	26	115-7702	1	Tube-HYD
11:1	237-21	1	O-Ring	26:1	237-22	1	O-Ring
13	340-132	1	Fitting-Elbow, 90 DEG	27	115-7703	1	Tube-HYD
13:1	237-78	1	O-Ring	27:1	237-21	1	O-Ring
13:2	237-21	1	O-Ring	28	56-7973	2	Clamp-Tube
14	98-7977	4	Screw-HHF	29	117-4861	1	Hose-HYD



Steering Valve Assembly No. 120-4813

<i>Ref.</i>	<i>Part Number</i>	<i>Qty.</i>	<i>Description</i>
1	106-6716	1	Seal Kit
1:1		1	Ring-Seal, Dust ●
1:2		1	Seal-Shaft ●
1:3		1	O-Ring ●
1:4		2	O-Ring ●
1:5		5	O-Ring ●

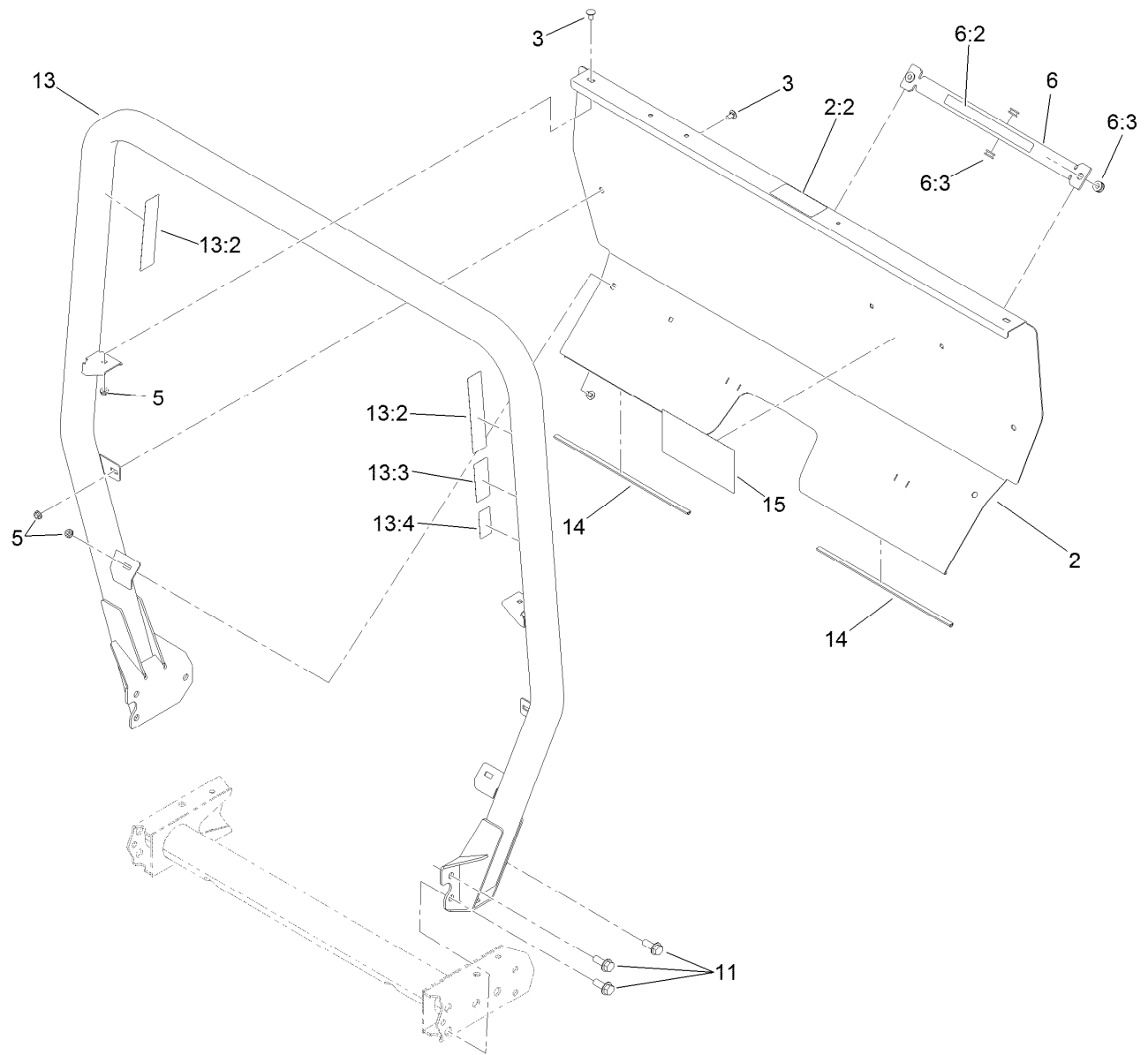
● Not serviced separately



Seat Assembly

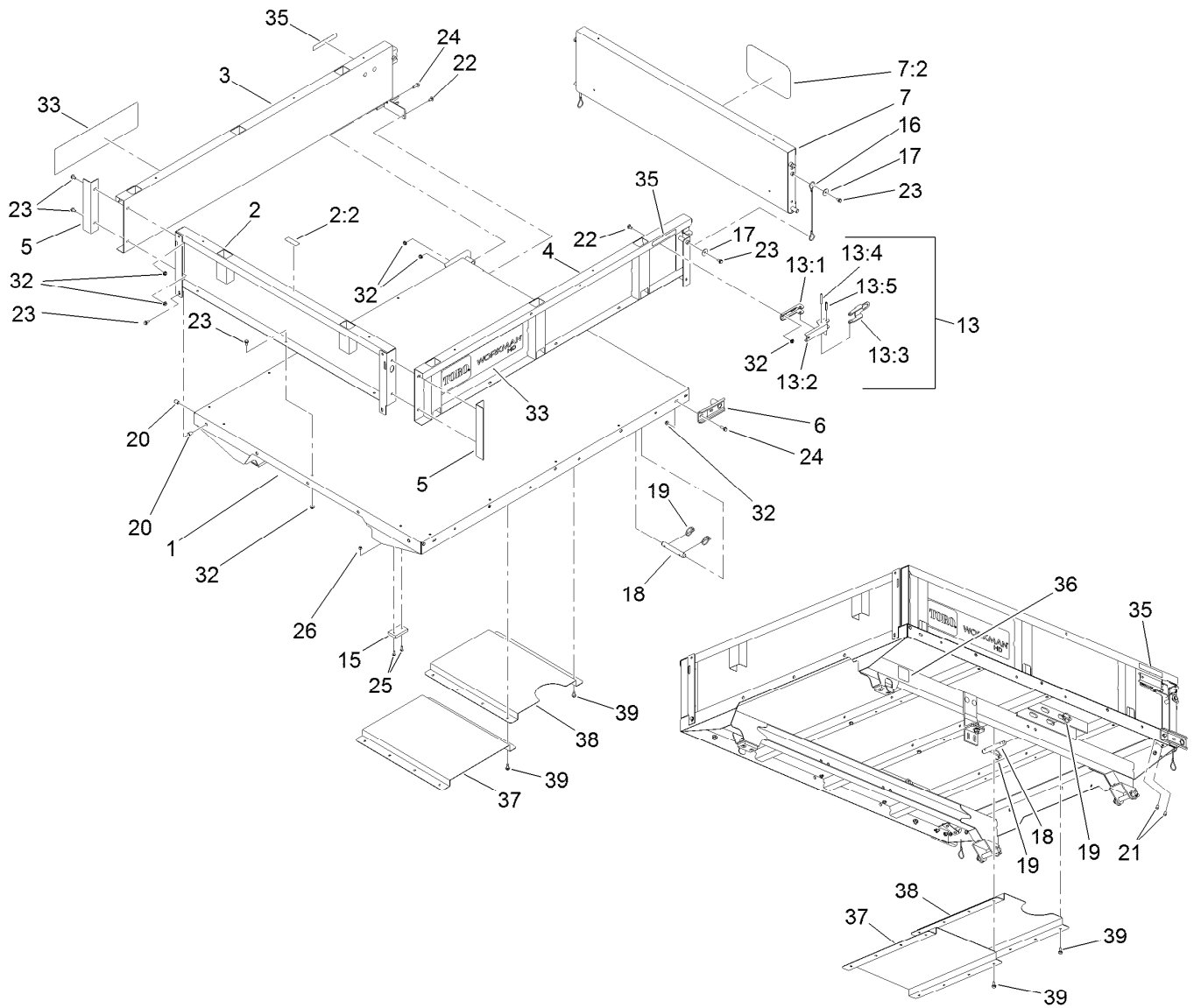
Ref.	Part Number	Qty.	Description
1	115-2435-03	4	Bracket-Seat
2	119-0655	2	Adjuster-Seat, Non Locking
3	3230-1	8	Bolt-CARR
4	104-8300	8	Nut-HF, NI
5	3274-22	8	Screw-HSH
6	115-7721	8	Nut-Clip, U
7	121-9763	2	Adjuster-Seat, Locking
7:1	2410-49	1	Cap-Vinyl
8	104-7658	2	Spacer

Ref.	Part Number	Qty.	Description
9	119-0727-03	2	Bracket-Belt, Seat
10	119-0731-03	1	Armrest-LH
11	119-0732-03	1	Armrest-RH
12	133-0577	2	Seat ASM
13	33114-030	12	Screw-HH
14	110-0413	2	Seatbelt-Retractable
15	3212-4	4	Screw-HH
16	3296-7	4	Nut-Lock



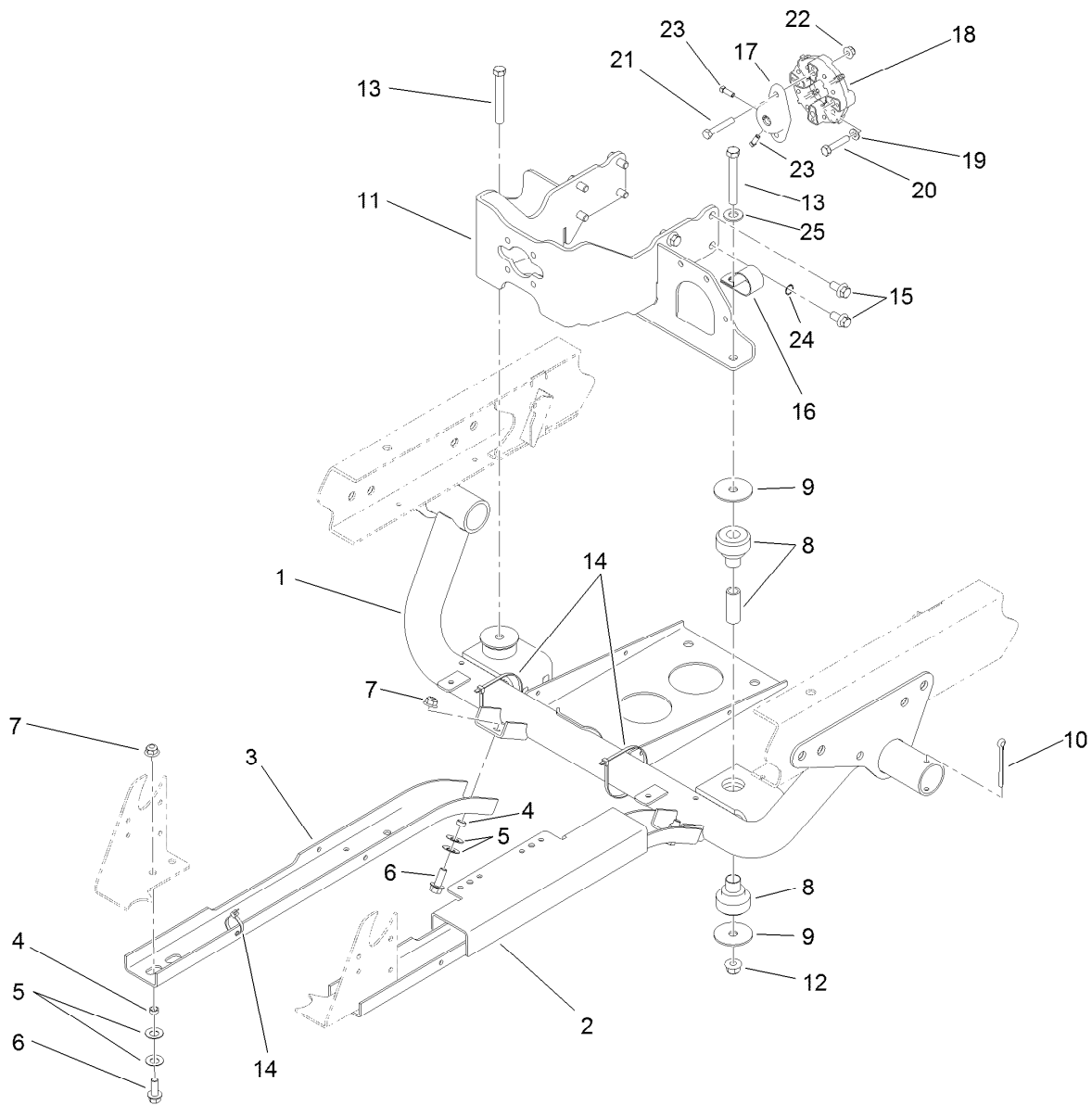
Roll-Over Protection System Assembly

<i>Ref.</i>	<i>Part Number</i>	<i>Qty.</i>	<i>Description</i>
2	115-2213	1	ROPS Cover ASM
2:2	105-4215	1	Decal-Caution
3	3230-18	6	Screw-CARR
5	32128-20	6	Nut-HF
6	105-7960	1	Bed Support ASM
6:2	93-9852	1	Decal-Warning
6:3	92-5972	4	Grommet-Rubber
11	3234-38	6	Screw-HHF
13	115-7910	1	ROPS ASM
13:2	106-7767	2	Decal-ROPS
13:3	93-9850	1	Decal-ROPS, CE
13:4	117-4969	1	Decal-ROPS, ISO
14	127-7382	2	Seal-ROPS
15	115-7814	1	Decal-Reference, Quick



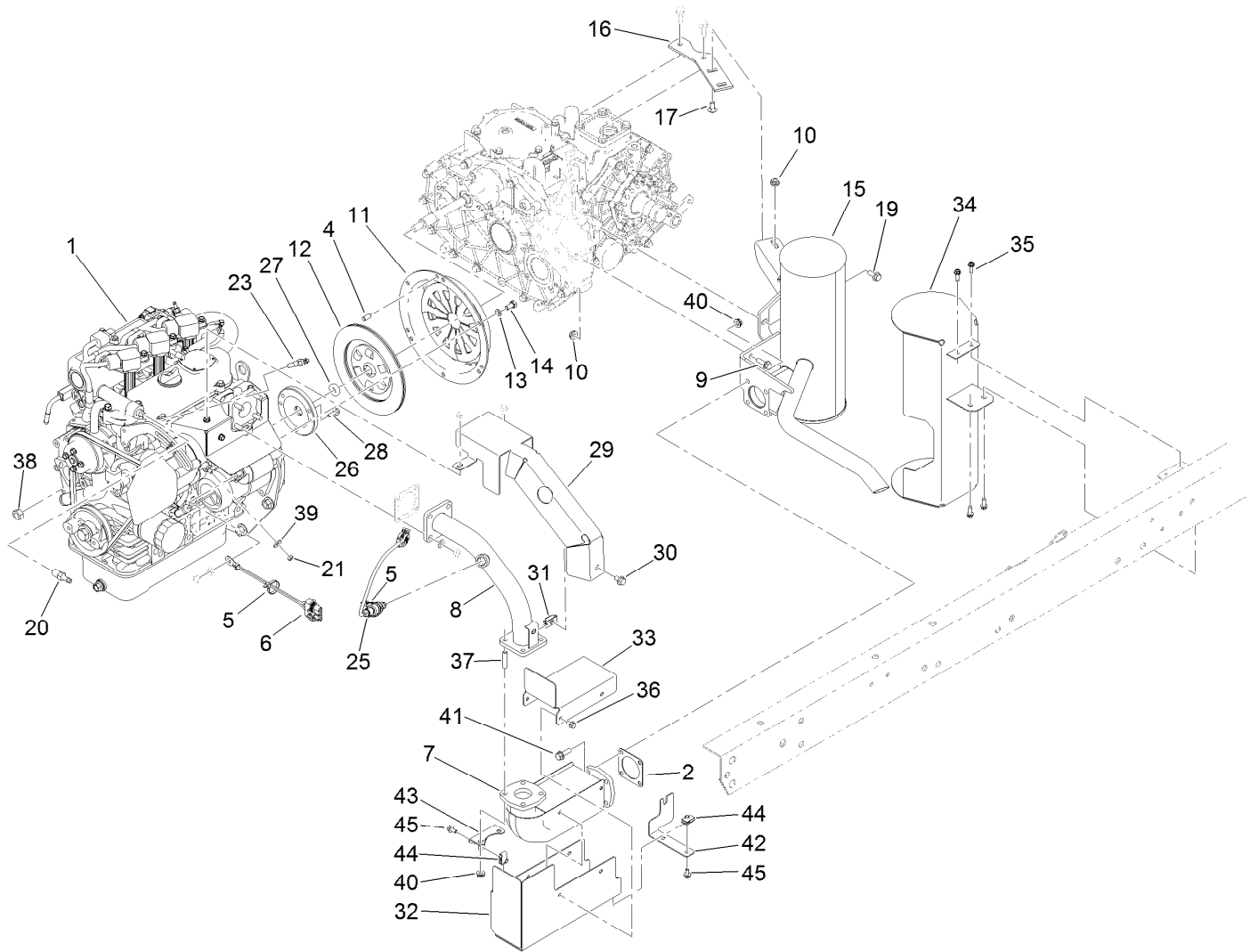
Full Bed and Side Panel Assembly

Ref.	Part Number	Qty.	Description	Ref.	Part Number	Qty.	Description
1	138-5675-03	1	Flatbed	17	3256-57	4	Washer-Flat
2	133-0645	1	Front Panel ASM	18	92-1233	4	Pin-Clevis
2:2	115-7739	1	Decal-No Riders	19	92-1298	8	Pin-Lynch
3	133-0617	1	Panel-Side, RH	20	32148-7	4	Nut-Clinch
4	133-0616	1	Panel-Side, LH	21	32148-6	4	Nut-Clinch
5	92-1320-03	2	Angle-Side	22	3230-18	6	Screw-CARR
6	92-1265-03	2	Bracket-Pivot	23	3234-7	21	Screw-HHF
7	133-0644	1	Tailgate	24	3234-29	6	Screw-HHF
7:2	105-4222	1	Decal	25	3250-45	4	Screw-SPH
13	99-1123	2	Latch ASM	26	3296-42	4	Nut-Lock, NI
13:1	92-1271	1	Pivot-Latch	32	32128-20	27	Nut-HF
13:2	99-1113	1	Handle-Latch	33	115-7916	2	Decal
13:3	99-1112	1	Plate-Retainer	35	93-9868	2	Decal-Caution
13:4	32121-78	1	Pin-Roll	36	93-9899	2	Decal-Warning
13:5	32121-25	1	Pin-Roll	37	121-6300	1	Shield-Heat, Bed (Front)
15	93-9719	2	Block-Wear	38	121-6301	1	Shield-Heat, Bed (Rear)
16	93-9595	2	Lanyard	39	32144-70	12	Screw-HWHTF



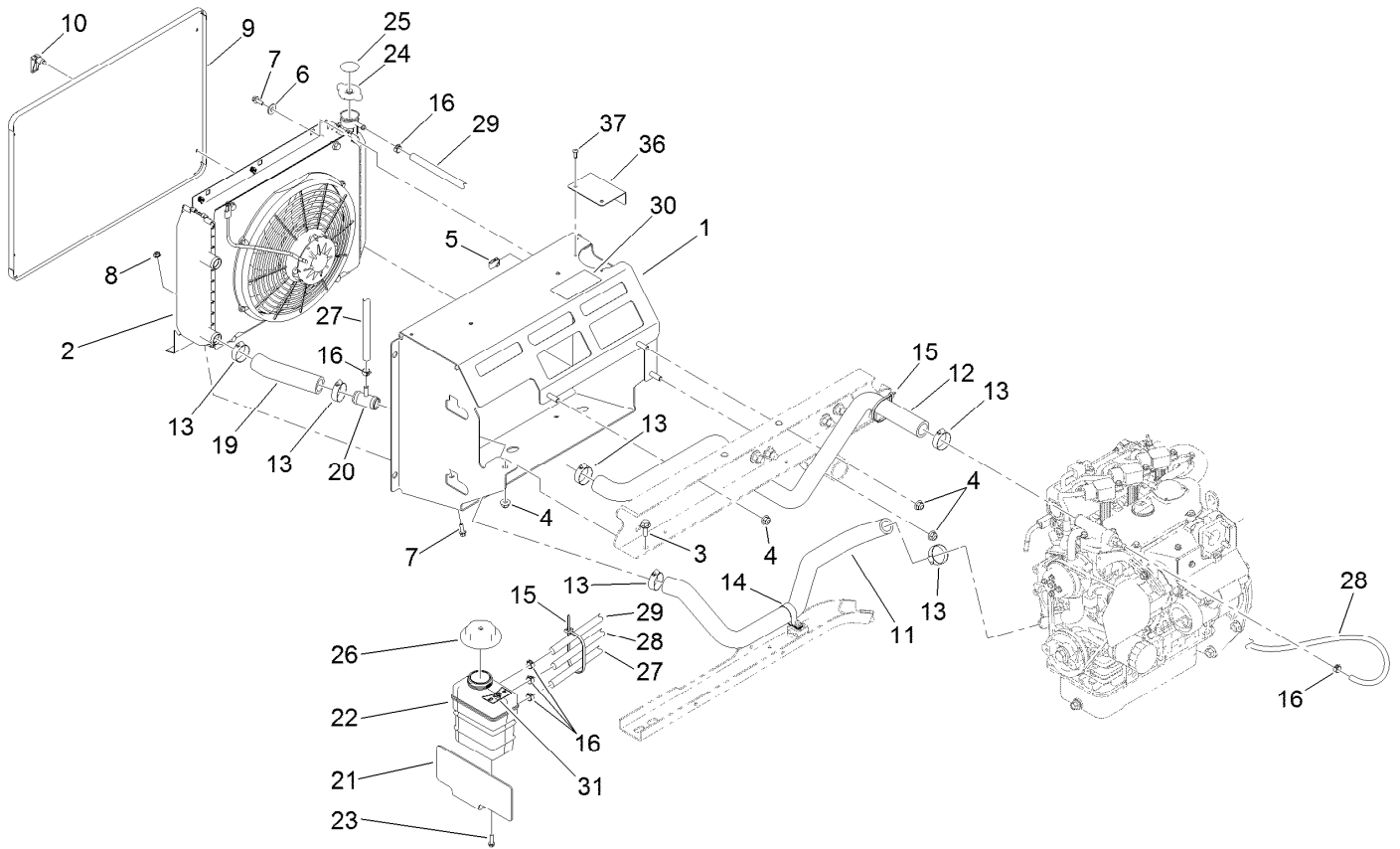
Engine Sub Frame Assembly

<i>Ref.</i>	<i>Part Number</i>	<i>Qty.</i>	<i>Description</i>	<i>Ref.</i>	<i>Part Number</i>	<i>Qty.</i>	<i>Description</i>
1	119-9679-03	1	Support-Engine	14	3290-379	4	Tie-Cable
2	115-2215-03	1	Guard-LH	15	120-4839	8	Screw-HHF
3	87-4730-03	1	Guard-Belly	16	2412-82	1	Clamp-R
4	76-9100	6	Spacer	17	115-2169	1	Hub-Pump
5	3290-413	12	Washer-Belleville	18	119-0652	1	Coupler-Rubber
6	3234-11	6	Screw-HHF	19	3256-23	2	Washer-Plain
7	104-8301	6	Nut-HF, NI	20	33114-040	2	Screw-HH
8	106-7865	2	Mount-Engine	21	322-21	2	Screw-HH
9	87-5100	4	Washer-Snubbing	22	104-8300	2	Nut-HF, NI
10	3272-37	2	Pin-Cotter	23	3241-6	2	Screw-SQH
11	121-6259-03	1	Mount-Pump, Engine	24	3254-20	1	Washer-Lock, Int
12	114-8417	2	Nut-HF, NI	25	3256-26	1	Washer-Flat
13	324-13	2	Screw-HH				



Engine and Exhaust Assembly

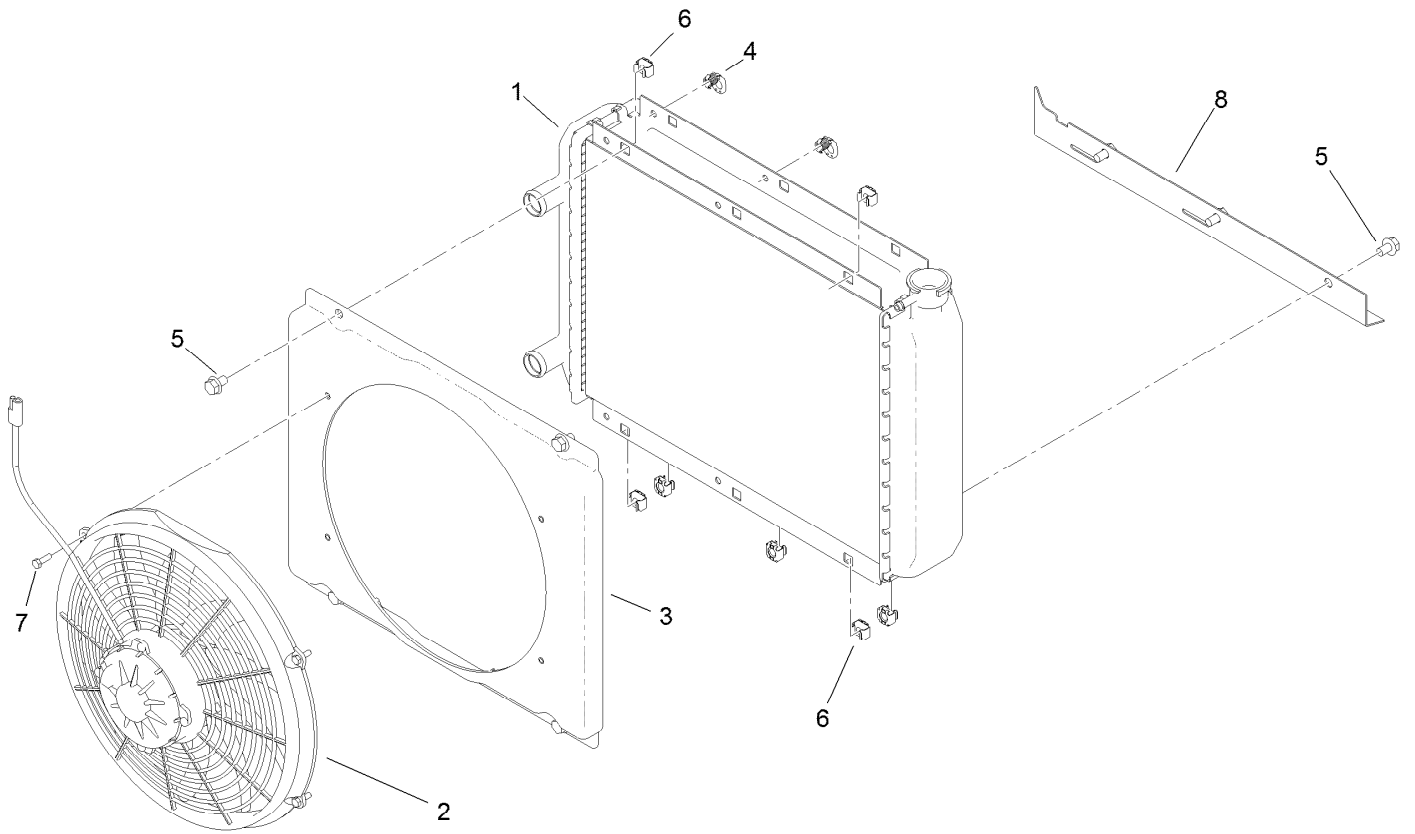
Ref.	Part Number	Qty.	Description	Ref.	Part Number	Qty.	Description
1	120-4880	1	Engine ASM	25	121-3511	1	Sensor-O2 F/W
2	105-4209	1	Gasket-Muffler	26	120-5006	1	Holder-Bearing, Pilot
4	42-7160	3	Pin	27	115-6870	1	Bearing-Ball, Sealed
5	3290-379	2	Tie-Cable	28	33103-020	3	Screw-HHF
6	99-3441	1	Harness-Wire, Fusible Link	29	121-6305	1	Shield-Exhaust
7	125-9118	1	Converter-Catalytic (F/W Engine)	30	3234-30	1	Screw-HHF
8	121-6291	1	Pipe-Exhaust	31	110-3510	1	Nut-Retainer
9	3234-17	2	Screw-HHF	32	121-6307	1	Shield-Heat, Lower
10	32128-20	4	Nut-HF	33	121-6308	1	Shield-Heat, Upper
11	87-4690	1	Cover-Clutch	34	121-6302	1	Shield-Heat, Muffler
12	87-4700	1	Disc-Clutch	35	49-2040	4	Screw-HWHTF
13	3253-4	6	Washer-Lock	36	33103-012	4	Screw-HHF
14	33114-016	6	Screw-HH	37	121-6289	4	Stud-Exhaust
15	133-0613	1	Muffler	38	110-8815	1	Nut-Hex
16	105-9472	1	Plate-Mount, Muffler	39	3256-2	1	Washer-Flat
17	3230-2	2	Bolt-CARR	40	121-6322	8	Nut-HF, Serrated
19	98-7977	1	Screw-HHF	41	121-6324	4	Screw-HHF
20	115-1448	1	Fitting-Straight	42	121-6328	1	Mount-Muffler, Heat Shield
21	33013-00	1	Nut-Hex	43	121-6329	1	Mount-Muffler, Heat Shield
23	120-5075	1	Sender-Temperature	44	107069	3	Clip
				45	3234-13	3	Screw-HHF



Cooling System Assembly

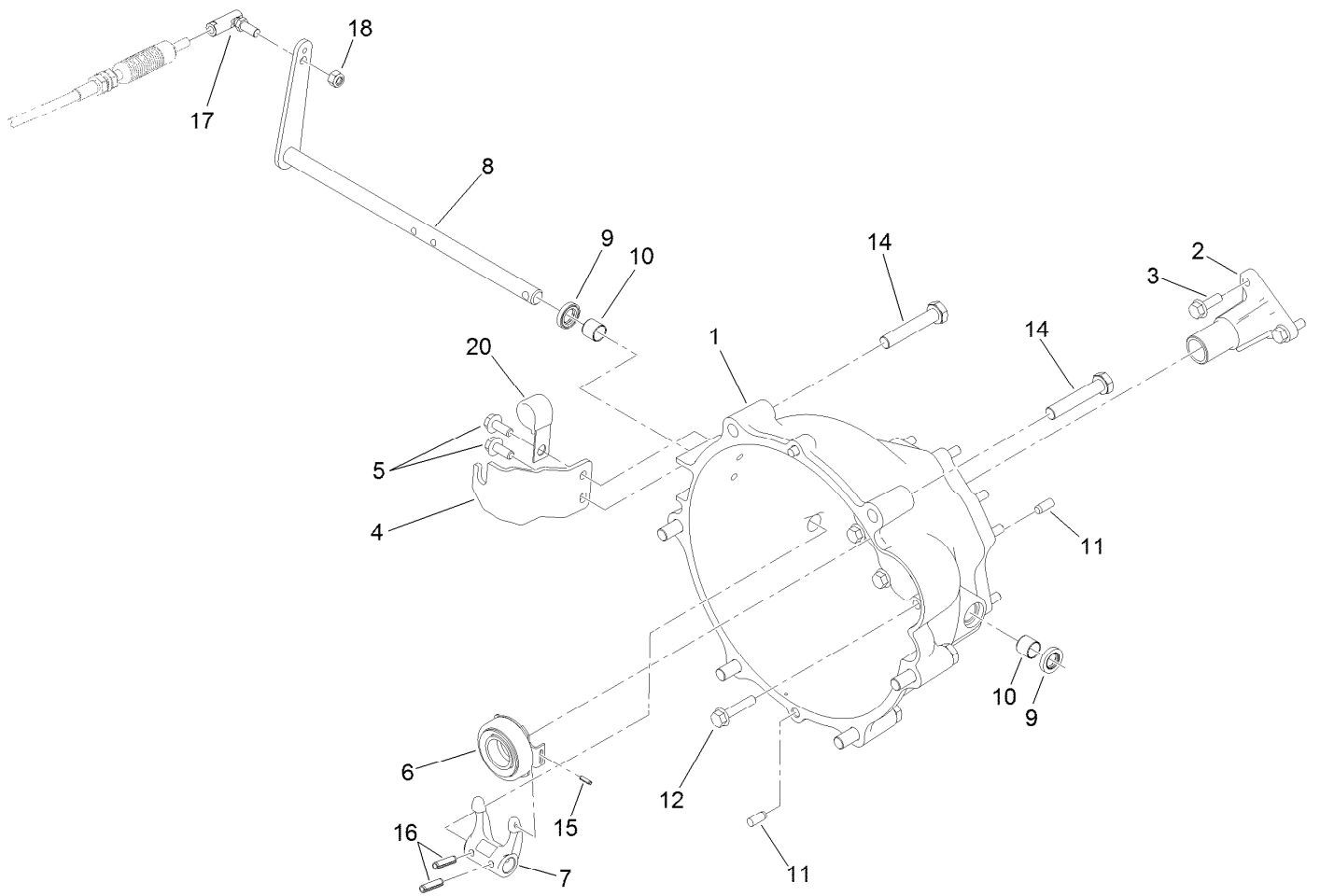
<i>Ref.</i>	<i>Part Number</i>	<i>Qty.</i>	<i>Description</i>	<i>Ref.</i>	<i>Part Number</i>	<i>Qty.</i>	<i>Description</i>
1	115-2434	1	Mount-Radiator	19	120-4905	1	Hose-Coolant, Lower
2		1	Radiator ASM ●	20	120-4851	1	Tee
3	3234-11	1	Screw-HHF	21	120-4906-03	1	Plate-Mount, Tank
4	104-8301	4	Nut-HF, NI	22	120-4856	1	Tank-Surge
5	107069	2	Clip	23	46-8091	2	Screw-HWH
6	3256-3	2	Washer-Flat	24	120-4866	1	Cap-System, Cooling
7	3234-4	4	Screw-HHF	25	106-6755	1	Decal-Cap, Radiator
8	32128-33	2	Nut-HF	26	120-4867	1	Cap-Coolant, Threaded (15 PSI)
9	115-2428-03	1	Screen-Radiator	27	120-5019	1	Hose-Coolant
10	74-5950	4	Latch-Swell	28	120-5020	1	Hose-Coolant
11	119-9487	1	Hose-Coolant, Lower	29	120-5021	1	Hose-Coolant
12	119-9486	1	Hose-Coolant, Upper	30	121-6286	1	Decal-Fill, Radiator
13	2412-34	6	Clamp-Hose	31	121-6287	1	Decal-Tank, Overflow
14	2412-74	1	R-Clamp	36	136-6288	1	Cover-Cap, Radiator
15	3290-379	4	Tie-Cable	37	63-8590	2	Screw
16	92-2379	6	Clamp-Hose				

● Not serviced separately



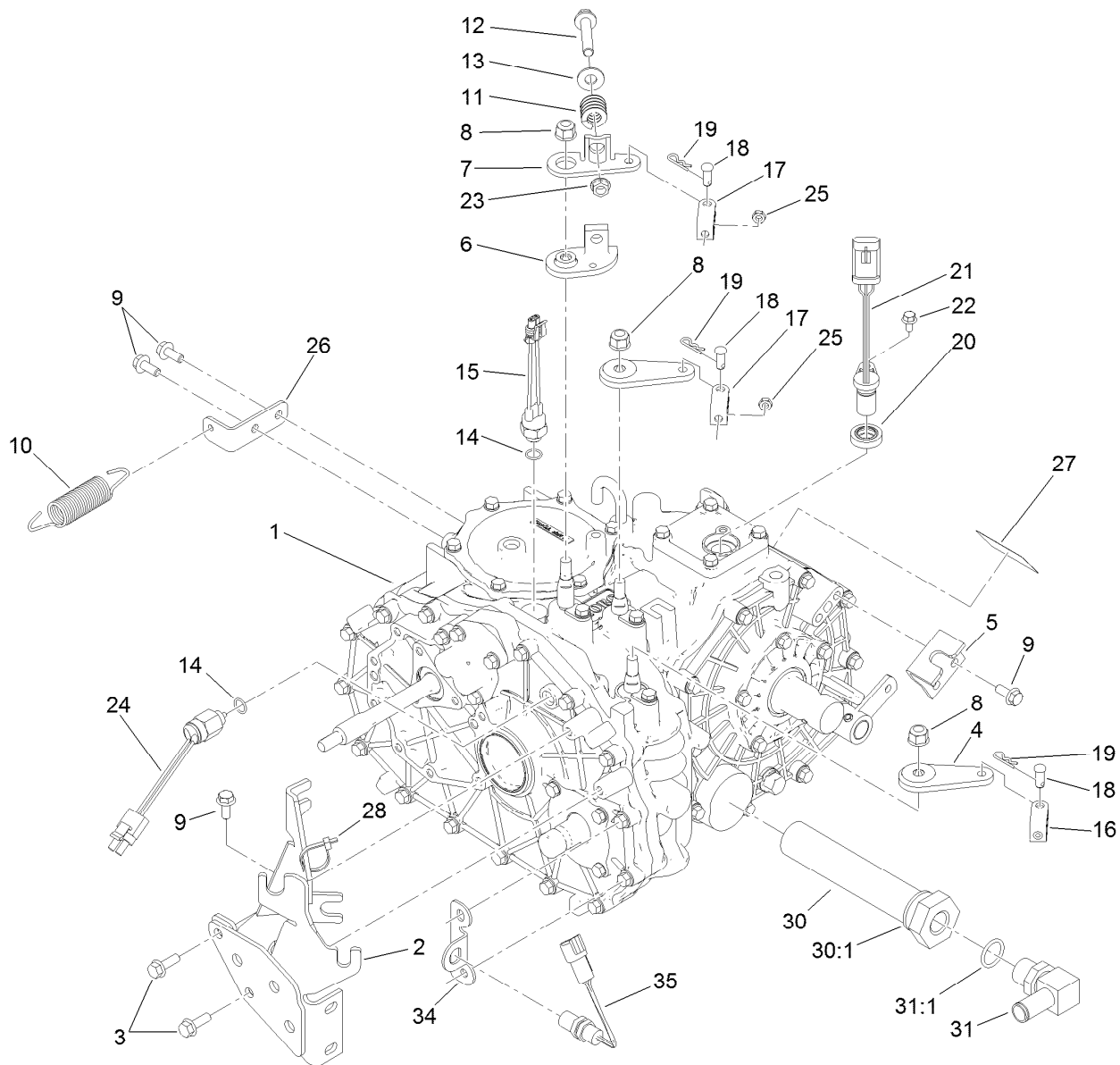
Radiator Assembly

<i>Ref.</i>	<i>Part Number</i>	<i>Qty.</i>	<i>Description</i>
1	114-8384	1	Radiator
2	114-8385	1	Fan-Electric
3	114-8386	1	Shroud
4	114-8387	2	Latch-Spring
5	3234-30	7	Screw-HHF
6	703856	7	Nut-Sq, Caged
7	60-6910	4	Screw-HH
8	115-7765	1	Plate-Mount, Lower



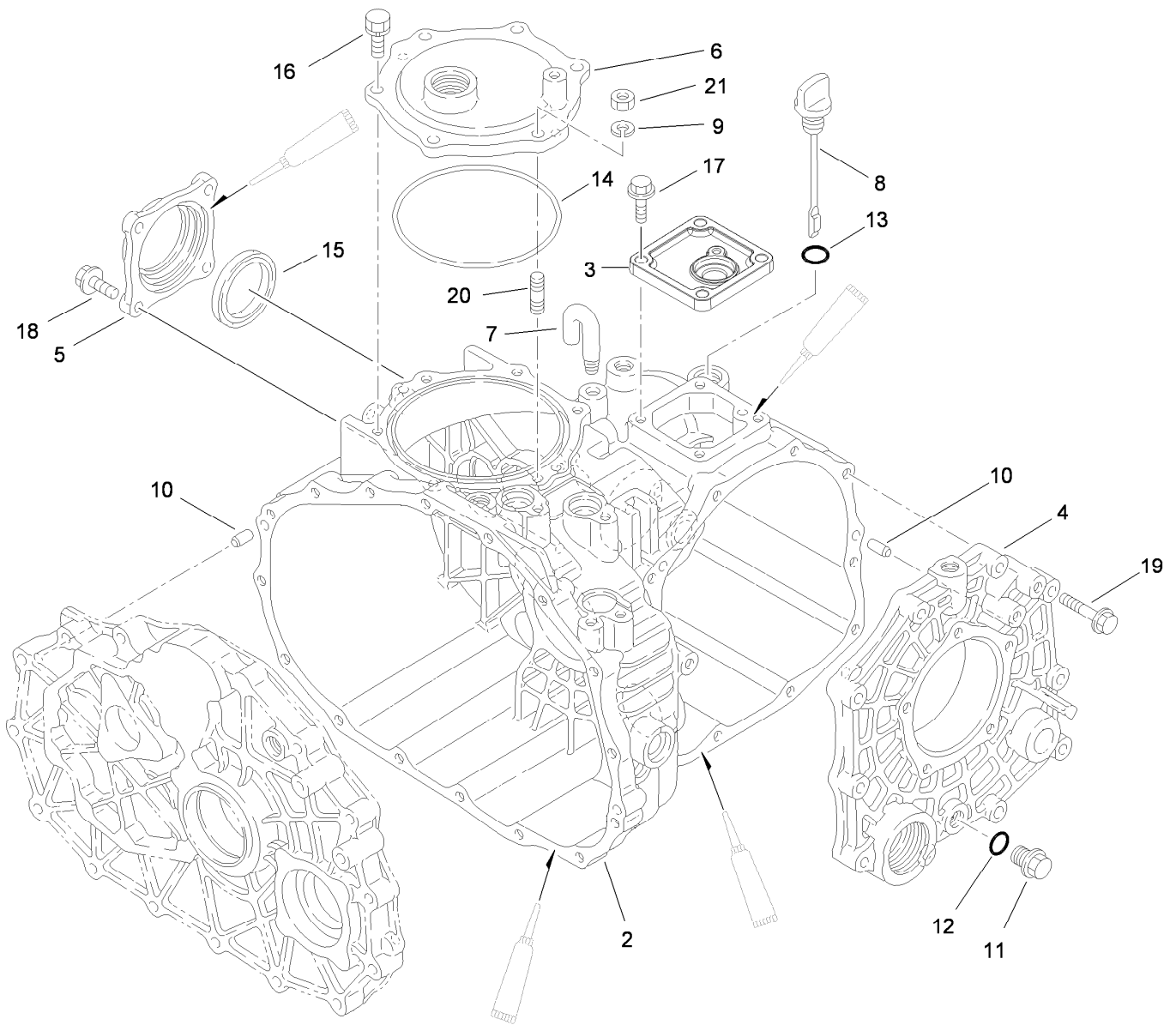
Clutch Linkage Assembly

<i>Ref.</i>	<i>Part Number</i>	<i>Qty.</i>	<i>Description</i>	<i>Ref.</i>	<i>Part Number</i>	<i>Qty.</i>	<i>Description</i>
1	119-9498	1	Bell Housing	10	87-3770	2	Bushing-Housing, Bell
2	120-4886	1	Guide-Release	11	87-1910	4	Pin-Dowel
3	33104-025	3	Screw-HHF	12	33104-040	9	Screw-HHF
4	115-2313	1	Bracket-Cable, Clutch	14	107-7983	6	Screw-HH
5	98-7977	2	Screw-HHF	15	32121-7	1	Pin-Roll, Slotted
6	110-2538	1	Bearing-Release, Clutch	16	32121-24	2	Pin-Spring
7	87-5300	1	Fork-Clutch	17	2411-33	1	Balljoint-RH (W/Grommet)
8	115-2311	1	Lever-Clutch	18	3296-4	1	Nut-Lock
9	87-1920	2	Seal-Oil	20	120-5018	1	Clip-Open J, Coated



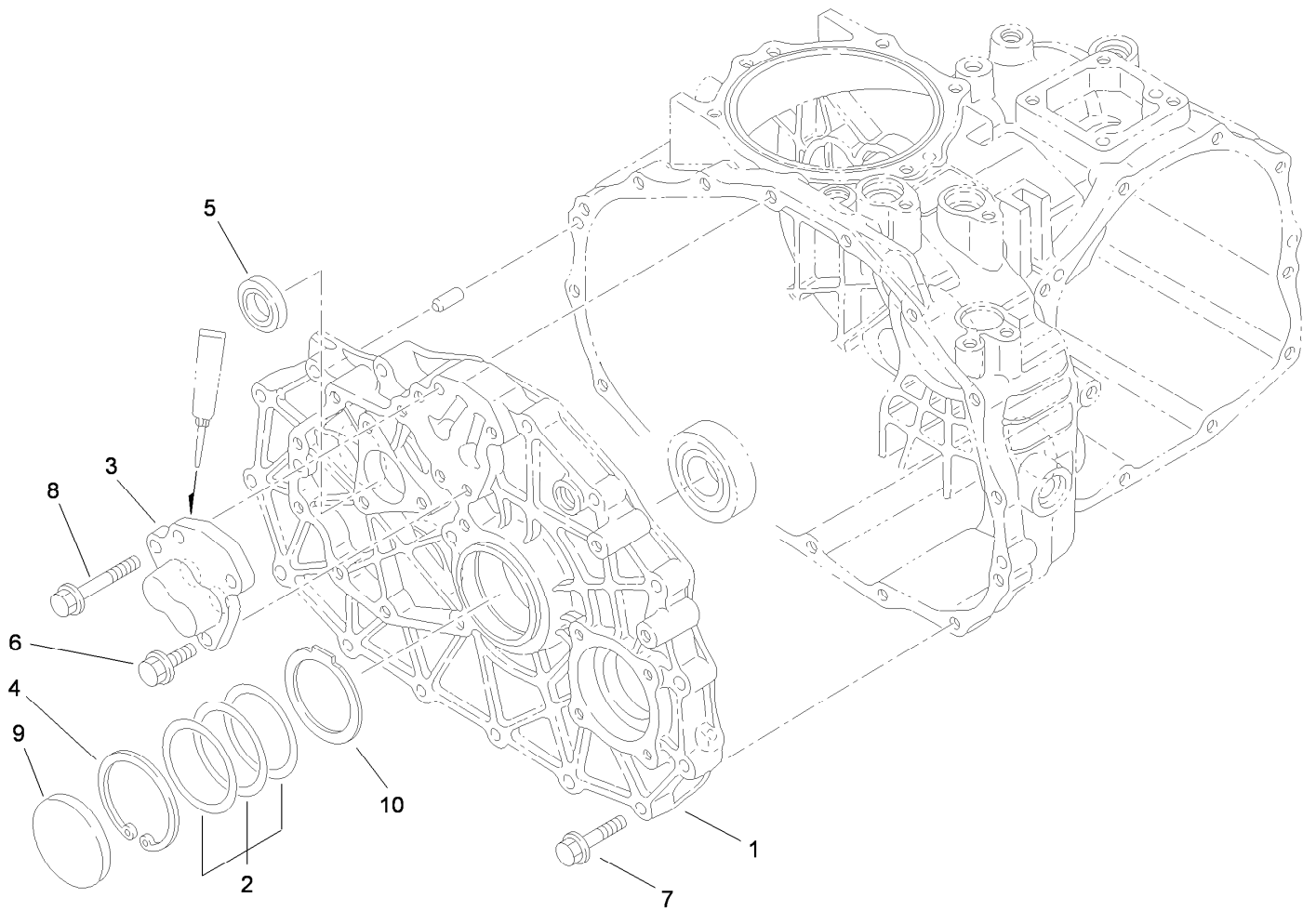
Transaxle Assembly

Ref.	Part Number	Qty.	Description	Ref.	Part Number	Qty.	Description
1	115-2175	1	4 Wheel Drive Transaxle ASM	18	283-62	3	Pin-Clevis
2	105-4207-03	1	Mount-Cable	19	3290-307	3	Pin-Cotter
3	33104-025	2	Screw-HHF	20	92-3735	1	Seal-Sensor, Oil
4	132-6764	2	Lever-Shift	21	120-4800	1	Sensor-Gear tooth
5	87-4470	1	Bracket-Lock, Differential	22	33103-012	1	Screw-HHF
6	87-7970	1	Arm-Shift	23	3290-357	1	Nut-HHF, Whiz
7	87-8250	1	Plate-Arm, Shift	24	87-6710	1	Switch-Transmission
8	103-9511	3	Nut-Lock, NI	25	3220-1	2	Nut-Jam
9	98-7977	5	Screw-HHF	26	131-3488	1	Bracket-Spring, Clutch
10	68-9950	1	Spring-Traction	27	115-7741	1	Decal-Oil, Transmission
11	87-6910	1	Spring-Compression	28	3290-379	1	Tie-Cable
12	66-9302	1	Screw-HHF, Whiz	30	87-3990	1	Strainer-Transaxle
13	3256-4	1	Washer-Flat	30:1	237-123	1	O-Ring
14	237-30	2	O-Ring	31	353-987	1	Fitting-Elbow, 90
15	72-4310	1	Switch-Ball	31:1	237-81	1	O-Ring
16	87-7160	1	Clevis-Cable	34	136-6277	1	Bracket-Sensor, 4Wd
17	87-2310	2	Clevis-Cable	35	136-6349	1	Sensor



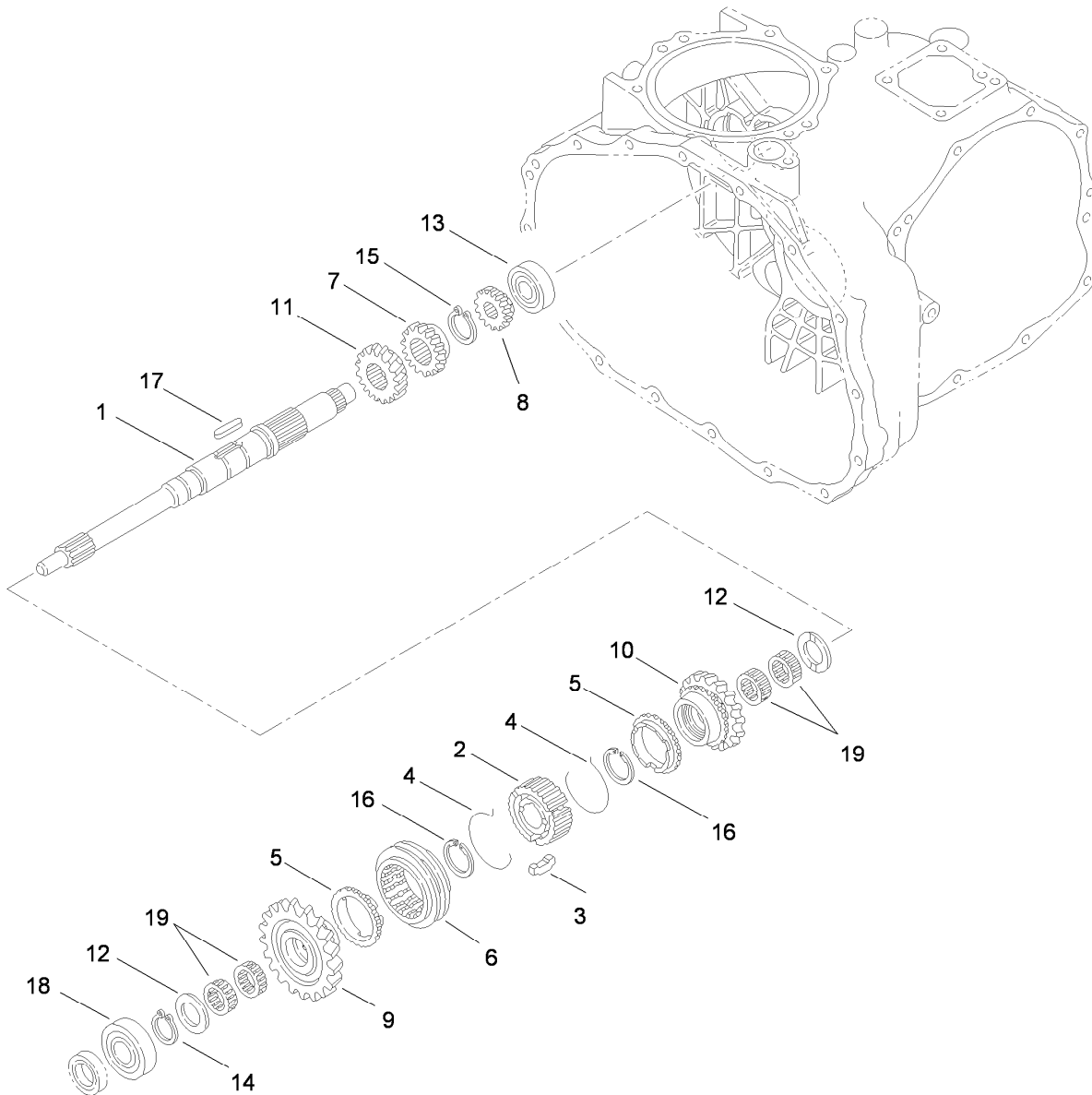
Case Assembly 4 Wheel Drive Transaxle Assembly No. 115-2175

<i>Ref.</i>	<i>Part Number</i>	<i>Qty.</i>	<i>Description</i>	<i>Ref.</i>	<i>Part Number</i>	<i>Qty.</i>	<i>Description</i>
2	92-0651	1	Case-Transmission	12	92-0787	1	O-Ring
3	92-0810	1	Cover-Upper, Sensor	13	92-0788	1	O-Ring
4	92-0653	1	Cover-Side	14	92-0790	1	O-Ring
5	92-0655	1	Cover-Seal, Axle	15	92-0793	1	Seal-Oil
6	92-0656	1	Cover-Upper, PTO	16	92-0796	5	Bolt
7	92-0743	1	Breather-Air	17	33104-025	4	Screw-HHF
8	92-0662	1	Cap-Oil	18	33104-025	4	Screw-HHF
9	92-0762	1	Washer-Spring	19	33104-040	10	Screw-HHF
10	92-0765	4	Pin-Parallel	20	92-0805	1	Bolt 8X20
11	92-0773	1	Plug-Drain	21	68-9400	1	Nut-Flange



Center Plate Assembly 4 Wheel Drive Transaxle Assembly No. 115-2175

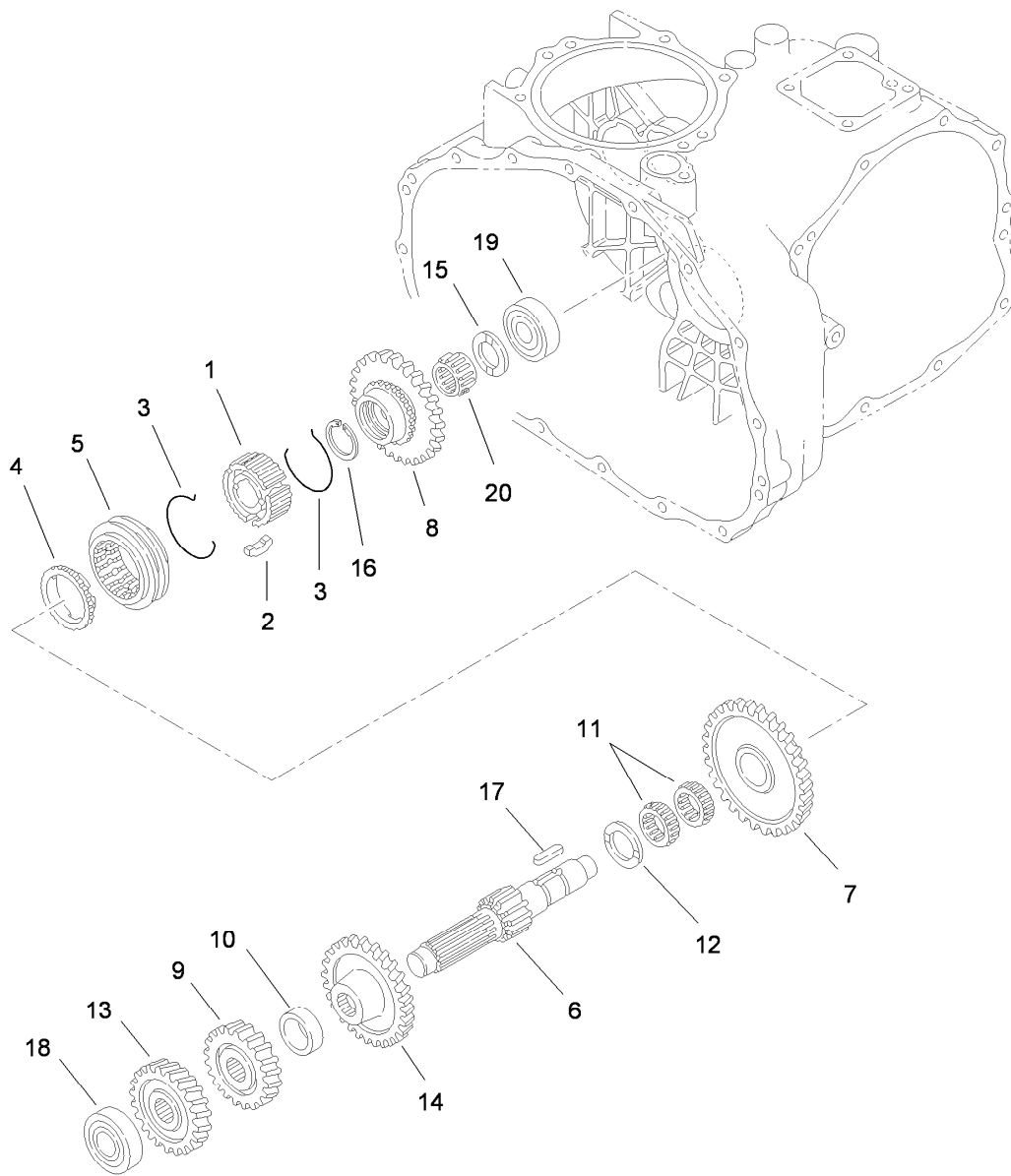
<i>Ref.</i>	<i>Part Number</i>	<i>Qty.</i>	<i>Description</i>
1	100-4462	1	Plate-Center, 4Wd
2	100-4460	1	Shim-Set
3	92-0706	1	Shaft-Fork
4	92-0759	1	Ring-Snap
5	92-0791	1	Seal-Oil
6	33104-025	3	Screw-HHF
7	33104-040	15	Screw-HHF
8	33104-050	1	Screw-HHF
9	92-0807	1	Cap-Sealing
10	100-4465	1	Shim (W/Tab)



Main Shaft Assembly 4 Wheel Drive Transaxle Assembly No. 115-2175

<i>Ref.</i>	<i>Part Number</i>	<i>Qty.</i>	<i>Description</i>
1	92-0663	1	Shaft-Main
2	92-0664	1	Hub-Synchro
3	92-0665	3	Key-Synchro
4	92-0666	2	Spring-Synchro
5	92-0667	2	Ring-Synchro
6	92-0668	1	Shifter-Synchro
7	92-0672	1	Gear-Main, 18 Tooth
8	92-0673	1	Gear-Main, 14 Tooth
9	110-2521	1	Gear-Main, 27 Tooth
10	110-2522	1	Gear- Main, 24 Tooth

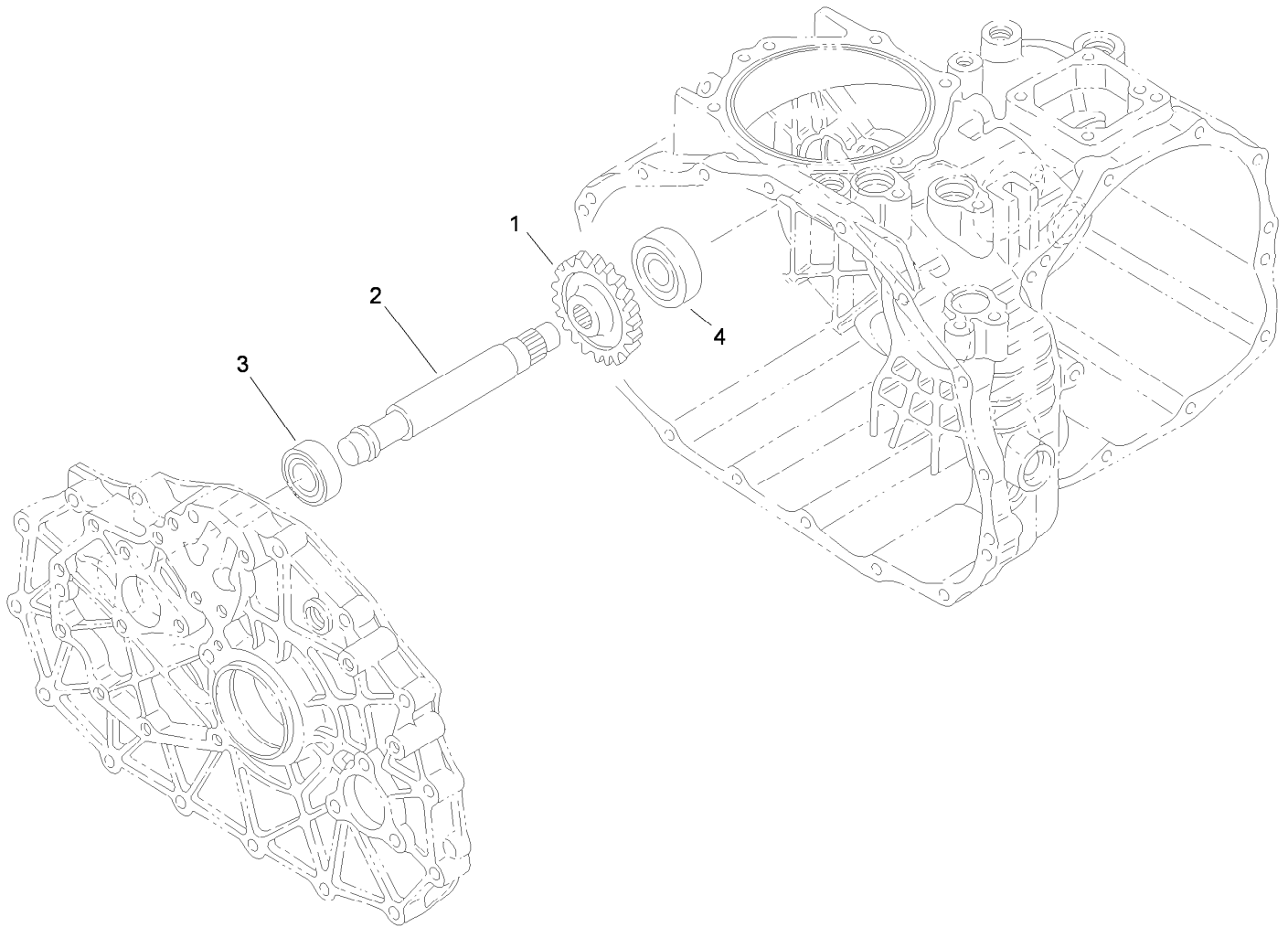
<i>Ref.</i>	<i>Part Number</i>	<i>Qty.</i>	<i>Description</i>
11	92-0687	1	Gear-Main, 16 Tooth
12	92-0740	2	Washer-Thrust
13	92-0650	1	Bearing
14	92-0753	1	Ring-Snap
15	92-0754	1	Ring-Snap
16	92-0763	2	Ring-Snap
17	92-0772	1	Key
18	251-8	1	Bearing-Ball
19	92-0781	4	Bearing-Needle



Reduction Shaft Assembly 4 Wheel Drive Transaxle Assembly No. 115-2175

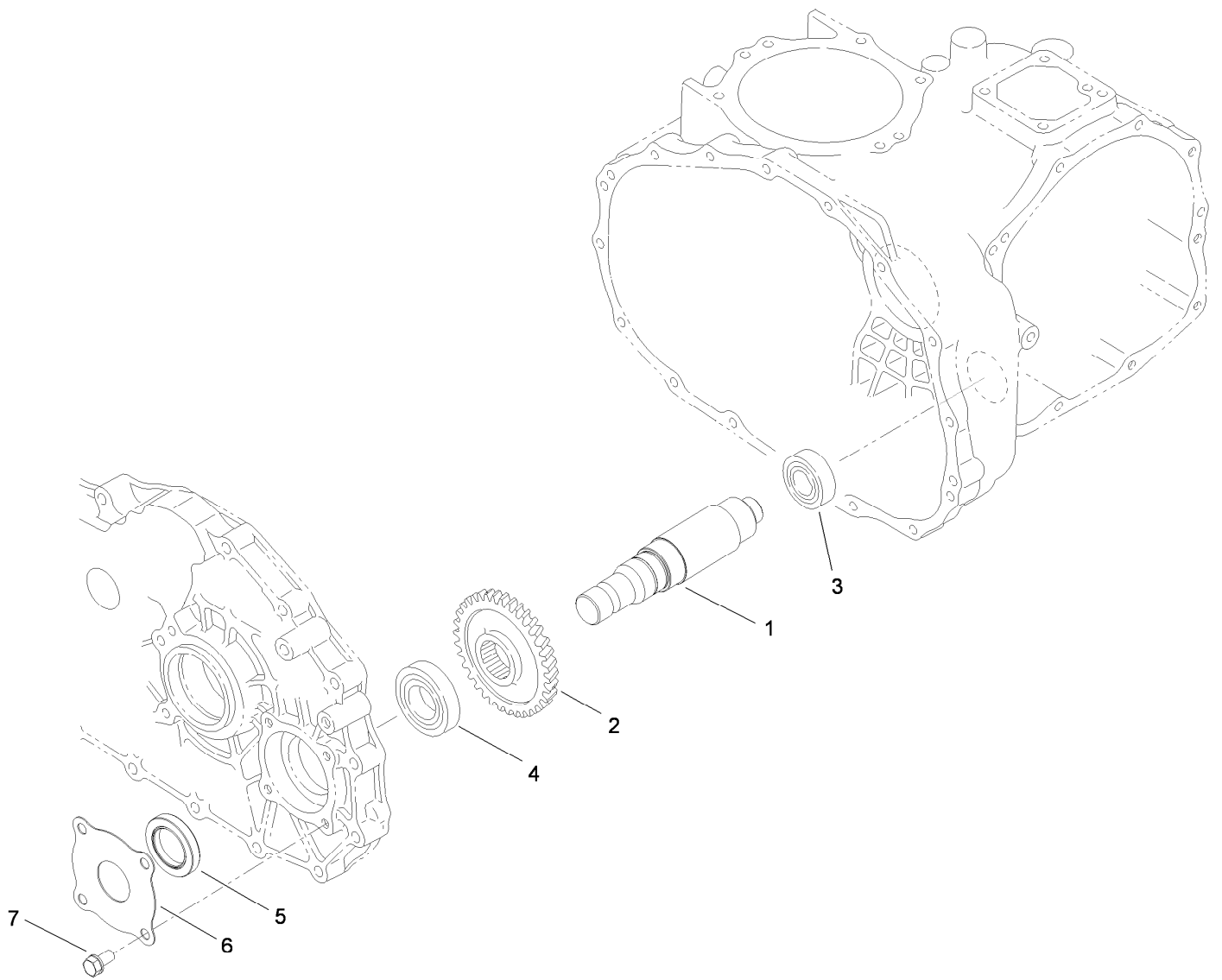
<i>Ref.</i>	<i>Part Number</i>	<i>Qty.</i>	<i>Description</i>
1	92-0664	1	Hub-Synchro
2	92-0665	3	Key-Synchro
3	92-0666	2	Spring-Synchro
4	92-0667	1	Ring-Synchro
5	92-0668	1	Shifter-Synchro
6	92-0674	1	Shaft-Reduction
7	110-2524	1	Gear- Reduction, 49 Tooth
8	92-0819	1	Gear-Reduction, 40 Tooth
9	92-0769	1	Pin-Roll
10	92-0680	1	Collar

<i>Ref.</i>	<i>Part Number</i>	<i>Qty.</i>	<i>Description</i>
11	92-0681	2	Bearing-Needle
12	92-0682	1	Washer-Thrust
13	92-0822	1	Gear-Reduction, 28 Tooth
14	92-0823	1	Gear-Reduction, 43 Tooth
15	92-0740	1	Washer-Thrust
16	92-0673	1	Gear-Main, 14 Tooth
17	92-0772	1	Key
18	105-7985	1	Bearing
19	92-0778	1	Bearing
20	92-0782	1	Bearing-Needle



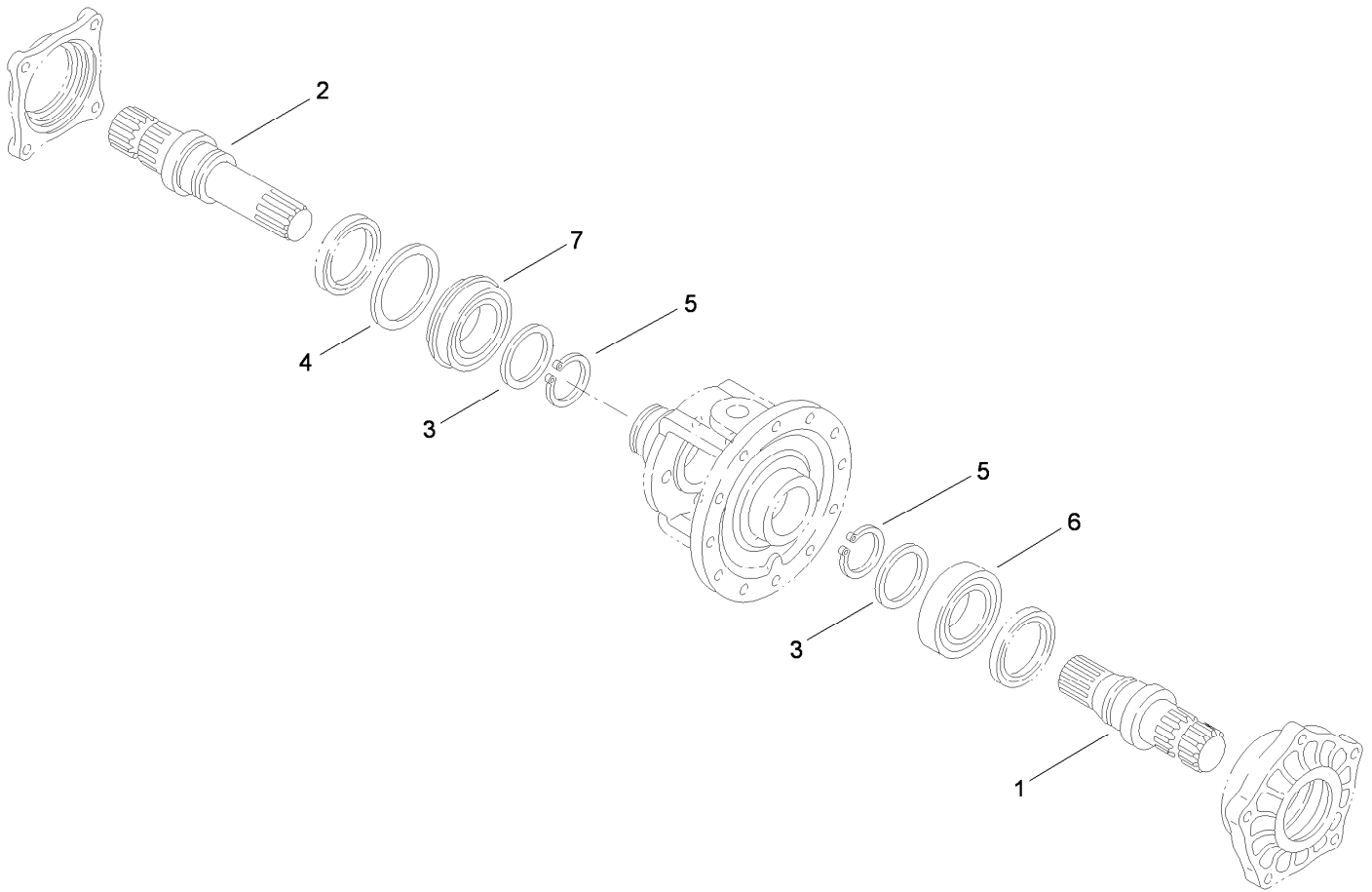
Reverse Shaft Assembly 4 Wheel Drive Transaxle Assembly No. 115-2175

<i>Ref.</i>	<i>Part Number</i>	<i>Qty.</i>	<i>Description</i>
1	92-0684	1	Gear-Reverse, 33 Tooth
2	92-0824	1	Shaft-Idler, Reverse
3	251-346	1	Bearing-Ball
4	92-0778	1	Bearing



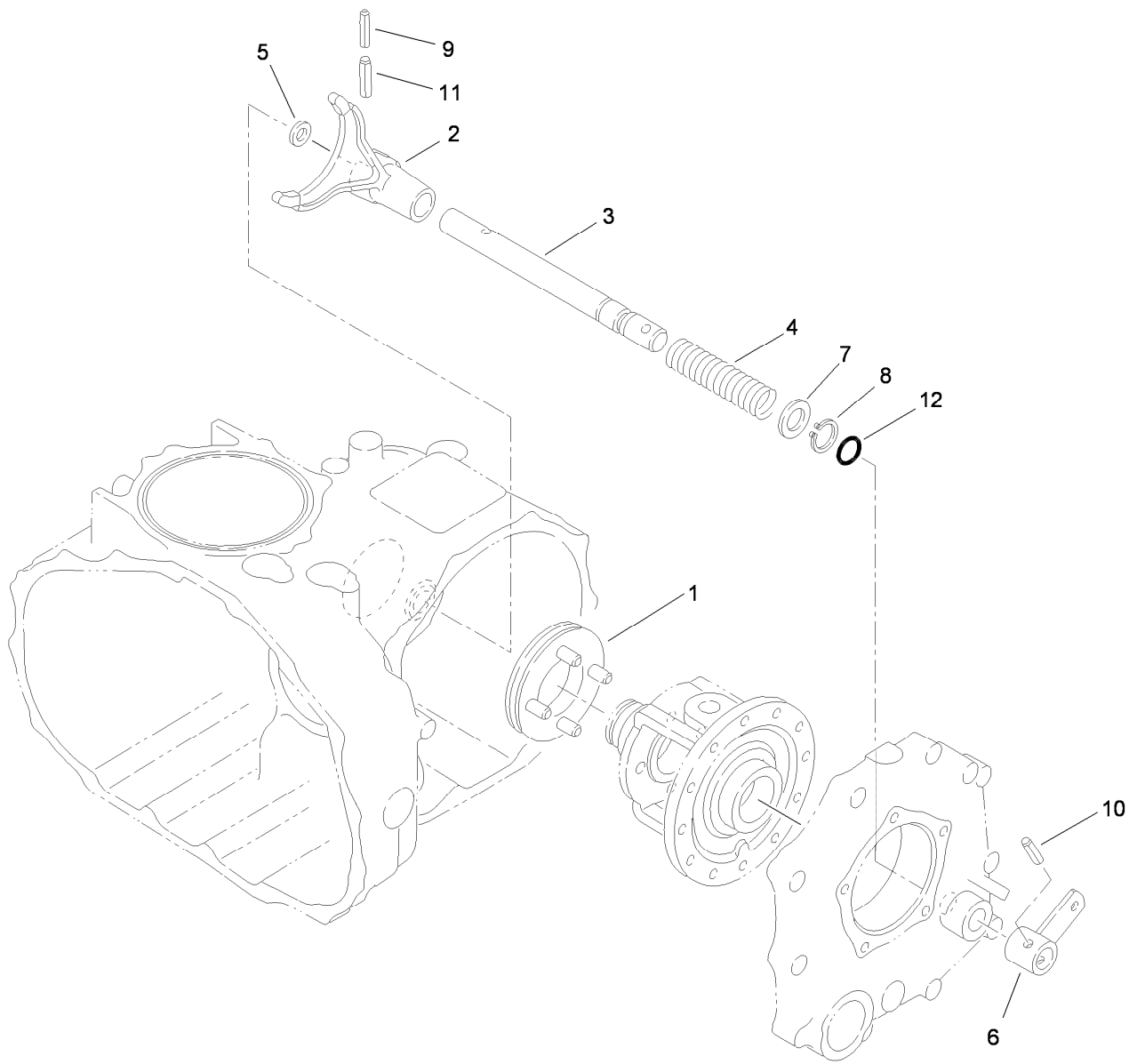
Front Drive Assembly 4 Wheel Drive Transaxle Assembly No. 115-2175

<i>Ref.</i>	<i>Part Number</i>	<i>Qty.</i>	<i>Description</i>
1	115-7828	1	Driveshaft-Front
2	92-5184	1	Gear
3	251-346	1	Bearing-Ball
4	92-5185	1	Bearing
5	115-7829	1	Seal
6	115-7830	1	Protector-Seal
7	33104-016	4	Screw-HHF



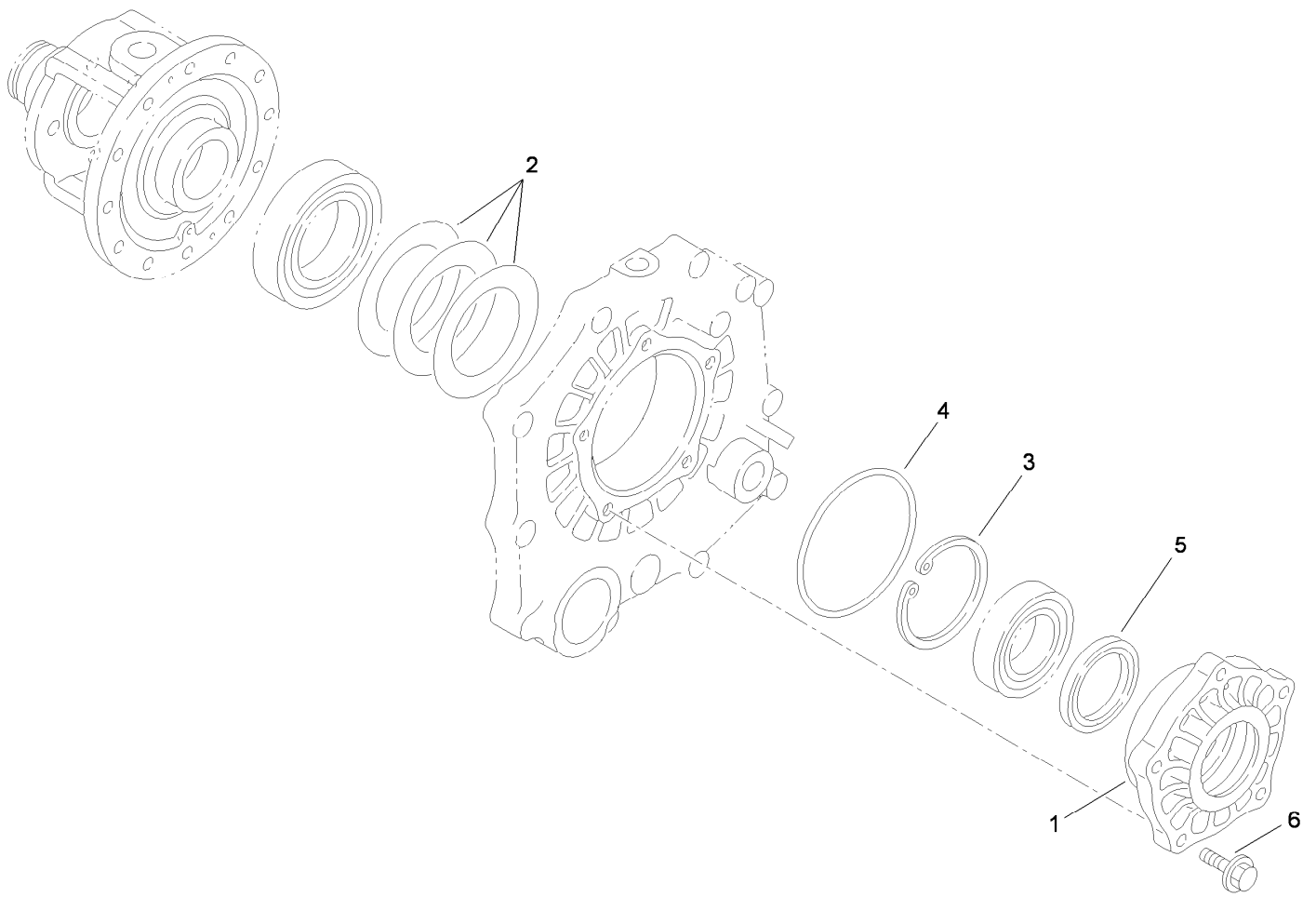
Axle Shaft Assembly 4 Wheel Drive Transaxle Assembly No. 115-2175

<i>Ref.</i>	<i>Part Number</i>	<i>Qty.</i>	<i>Description</i>
1	92-0725	1	Shaft-Axle, Left
2	92-0726	1	Shaft-Axle, Right
3	92-0727	2	Washer
4	92-0728	1	Washer
5	92-0756	2	Ring-Snap
6	92-0775	1	Bearing
7	92-0780	1	Bearing



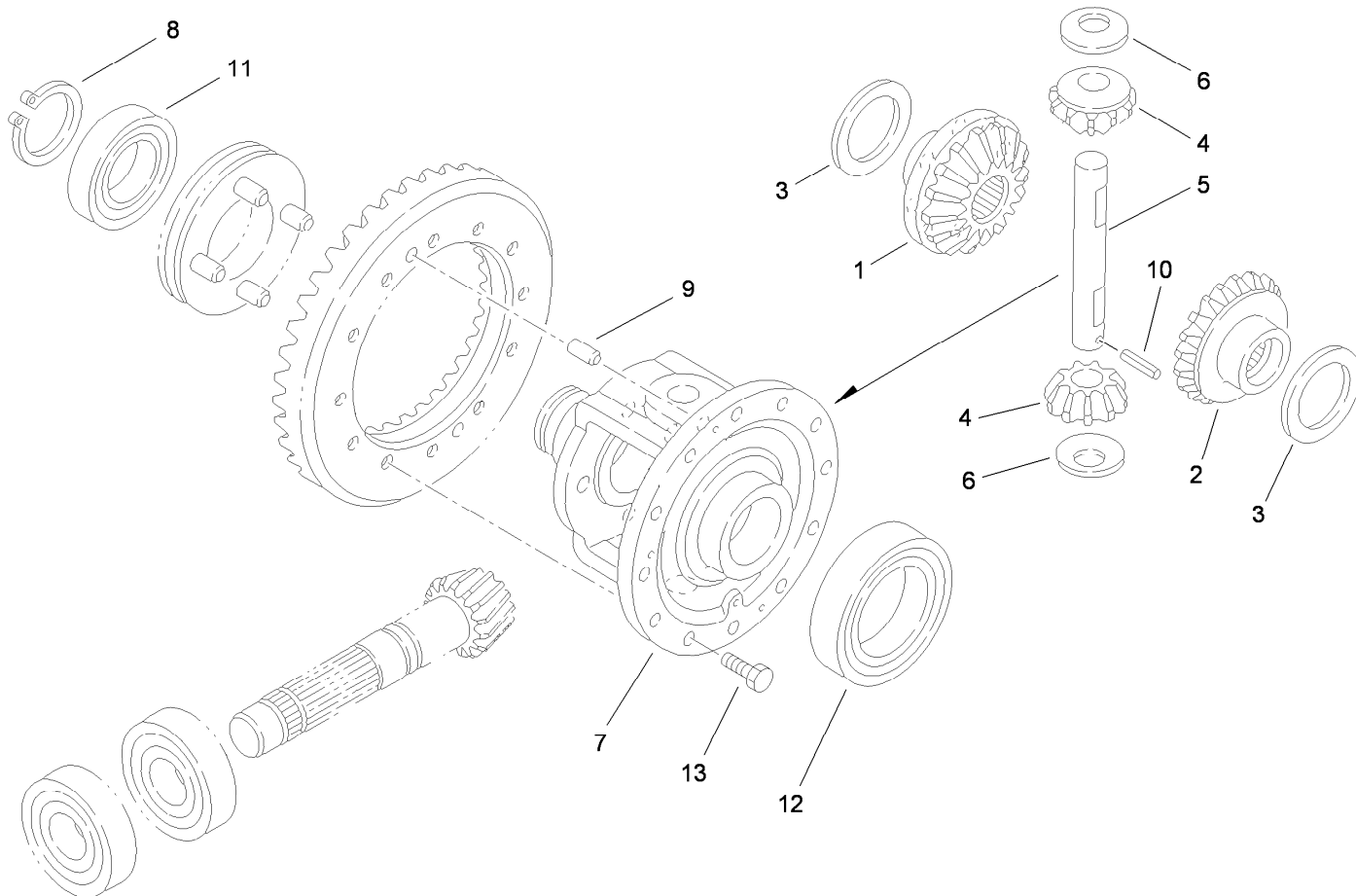
Differential Lock Assembly 4 Wheel Drive Transaxle Assembly No. 115-2175

<i>Ref.</i>	<i>Part Number</i>	<i>Qty.</i>	<i>Description</i>
1	92-0730	1	Slider-Differential, Lock
2	92-0721	1	Fork-Lock, Differential
3	92-0722	1	Shaft-Fork, Lock Differential
4	92-0723	1	Spring-Lock, Differential
5	92-0744	1	Washer
6	92-0724	1	Arm-Lock, Differential
7	92-0733	1	Washer
8	92-0753	1	Ring-Snap
9	92-0768	1	Pin-Roll, Spring
10	92-0770	1	Pin-Roll, Spring
11	92-0771	1	Pin-Roll, Spring
12	92-0787	1	O-Ring



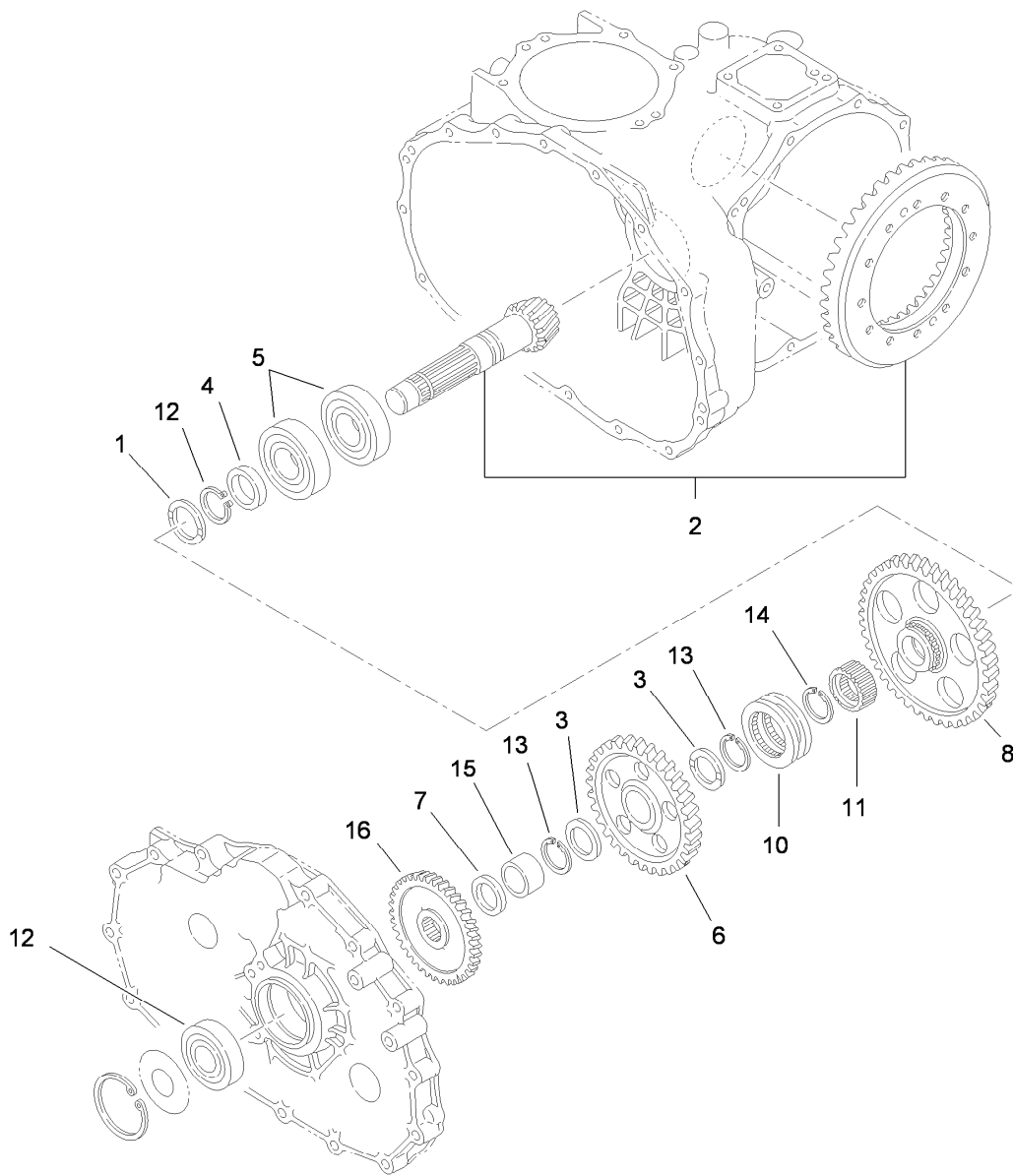
Differential Carrier Assembly 4 Wheel Drive Transaxle Assembly No. 115-2175

<i>Ref.</i>	<i>Part Number</i>	<i>Qty.</i>	<i>Description</i>
1	92-0654	1	Carrier-Differential
2	92-0809	1	Set-Shim
3	92-0760	1	Ring-Snap
4	92-0789	1	O-Ring
5	92-0793	1	Seal-Oil
6	33104-030	5	Screw-HHF



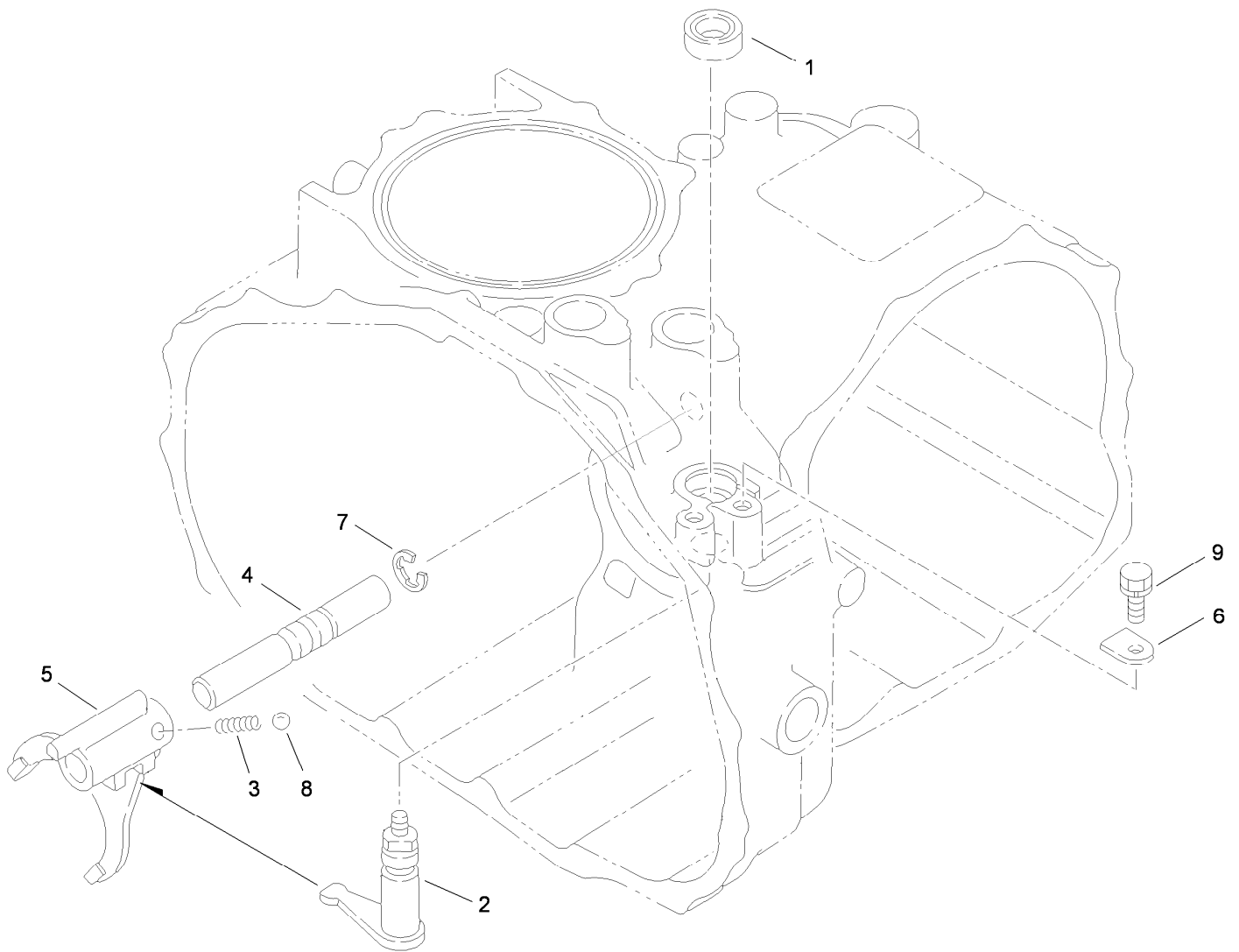
Differential Gear Assembly 4 Wheel Drive Transaxle Assembly No. 115-2175

<i>Ref.</i>	<i>Part Number</i>	<i>Qty.</i>	<i>Description</i>
1	92-0745	1	Gear-Side, LH
2	92-0746	1	Gear-Side, RH
3	92-0747	2	Side-Gear, Left Inner
4	92-0748	2	Pinion-Differential
5	92-0749	1	Shaft-Pinion
6	92-0750	2	Washer
7	92-0720	1	Case-Differential
8	92-0756	1	Ring-Snap
9	92-0765	2	Pin-Parallel
10	92-0768	1	Pin-Roll, Spring
11	92-0775	1	Bearing
12	92-0776	1	Bearing
13	92-0803	12	Bolt



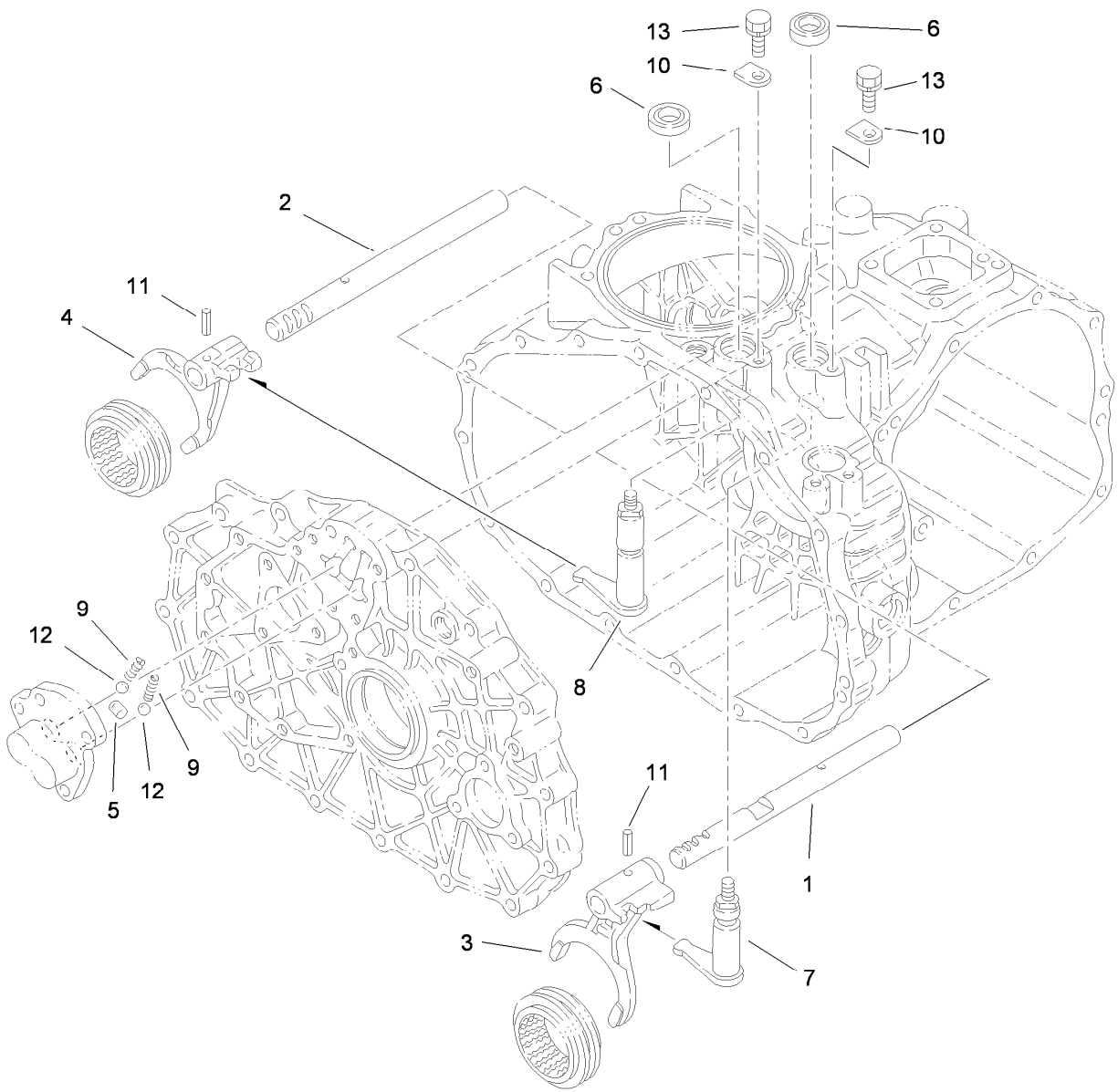
Countershaft Assembly 4 Wheel Drive Transaxle Assembly No. 115-2175

<i>Ref.</i>	<i>Part Number</i>	<i>Qty.</i>	<i>Description</i>
1	92-0741	1	Washer-Thrust
2	105-7983	1	Countershaft And Ring Gear ASM
3	92-0711	2	Washer-Thrust
4	92-0713	1	Collar
5	92-0714	2	Bearing
6	92-0715	1	Gear-Countershaft
7	92-0716	1	Collar
8	92-0717	1	Gear-Countershaft
10	92-0718	1	Shifter
11	105-7986	1	Collar-Spline
12	92-0712	1	Bearing-Ball
13	105-7987	2	Ring-Snap
14	92-0755	1	Ring-Snap
15	92-0783	1	Race-Inner
16	92-5186	1	Pinion



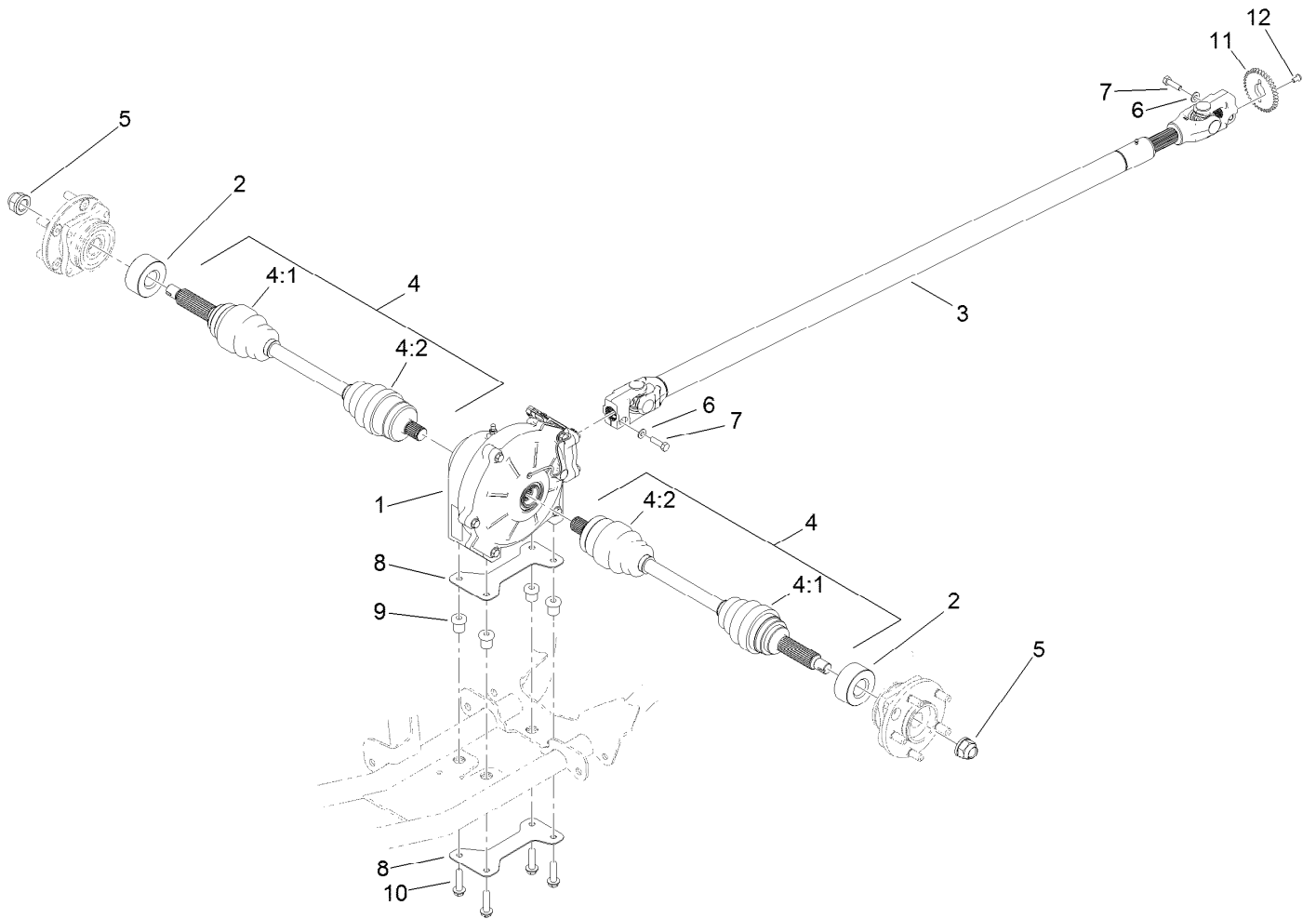
Hi-Lo Shift Assembly 4 Wheel Drive Transaxle Assembly No. 115-2175

<i>Ref.</i>	<i>Part Number</i>	<i>Qty.</i>	<i>Description</i>
1	92-0729	1	Seal-Oil
2	92-0818	1	Arm-Shift
3	92-0731	1	Spring
4	92-0708	1	Shaft-Fork
5	92-0709	1	Fork-Shift
6	92-0732	1	Plate-Keeper
7	92-0761	1	Ring-E
8	92-0785	1	Ball-Steel
9	33104-016	1	Screw-HHF



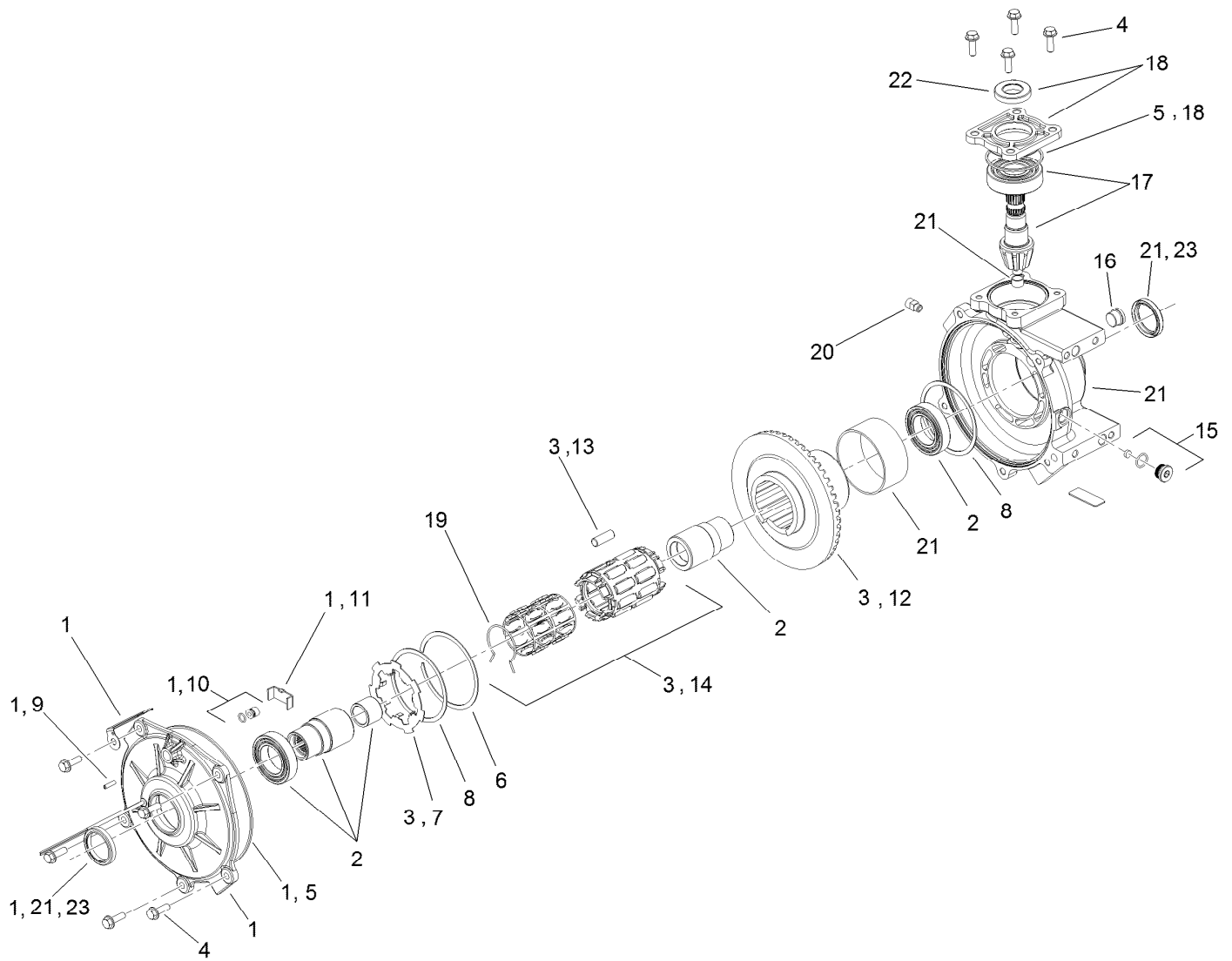
Main Shift Assembly 4 Wheel Drive Transaxle Assembly No. 115-2175

<i>Ref.</i>	<i>Part Number</i>	<i>Qty.</i>	<i>Description</i>
1	92-0698	1	Shaft-Fork
2	92-0699	1	Shaft-Fork
3	92-0700	1	Fork-Shift
4	92-0701	1	Fork-Shift
5	92-0705	1	Lock-Spindle
6	92-0729	2	Seal-Oil
7	92-0816	1	Arm-Shift
8	92-0817	1	Arm-Shift
9	92-0731	2	Spring
10	92-0732	2	Plate-Keeper
11	92-0769	2	Pin-Roll
12	92-0785	2	Ball-Steel
13	33104-016	2	Screw-HHF



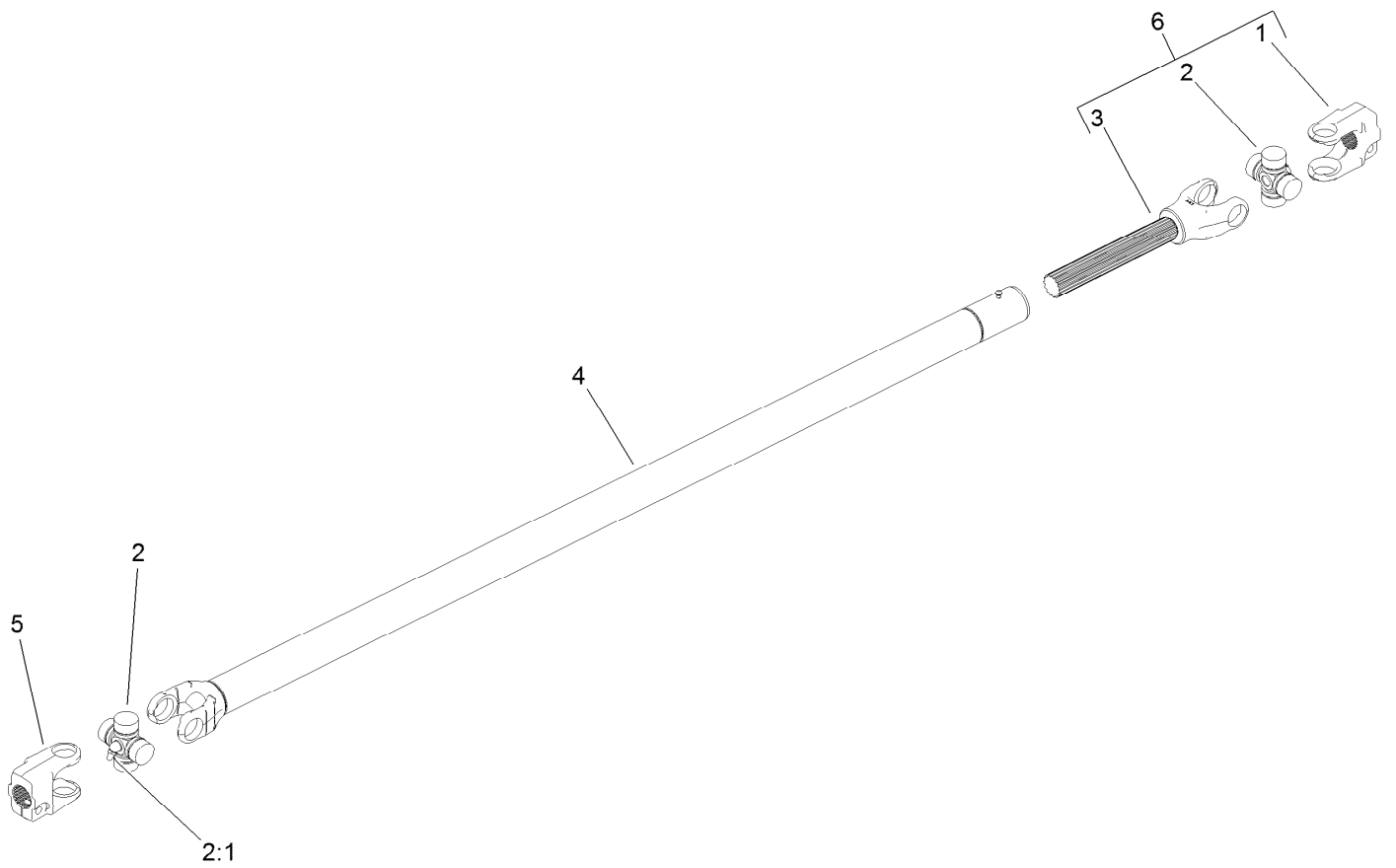
4 Wheel Drive Assembly

Ref.	Part Number	Qty.	Description
1	119-0824	1	Differential ASM
2	115-2254	2	Spacer-Axle
3	136-6327	1	Drive Shaft ASM
4	115-2172	2	Cv Axle ASM
4:1	107-2891	1	Outboard Boot Kit
4:2	107-2892	1	Inboard Boot Kit
5	115-2164	2	Nut-Spindle
6	3256-23	2	Washer-Plain
7	3210-6	2	Screw-HH
8	119-9477-03	2	Plate-Differential
9	63-9750	4	Mount
10	3234-18	4	Screw-HHF
11	136-6331	1	Ring-Sensor, 4Wd
12	137-2794	1	Screw-HSBH



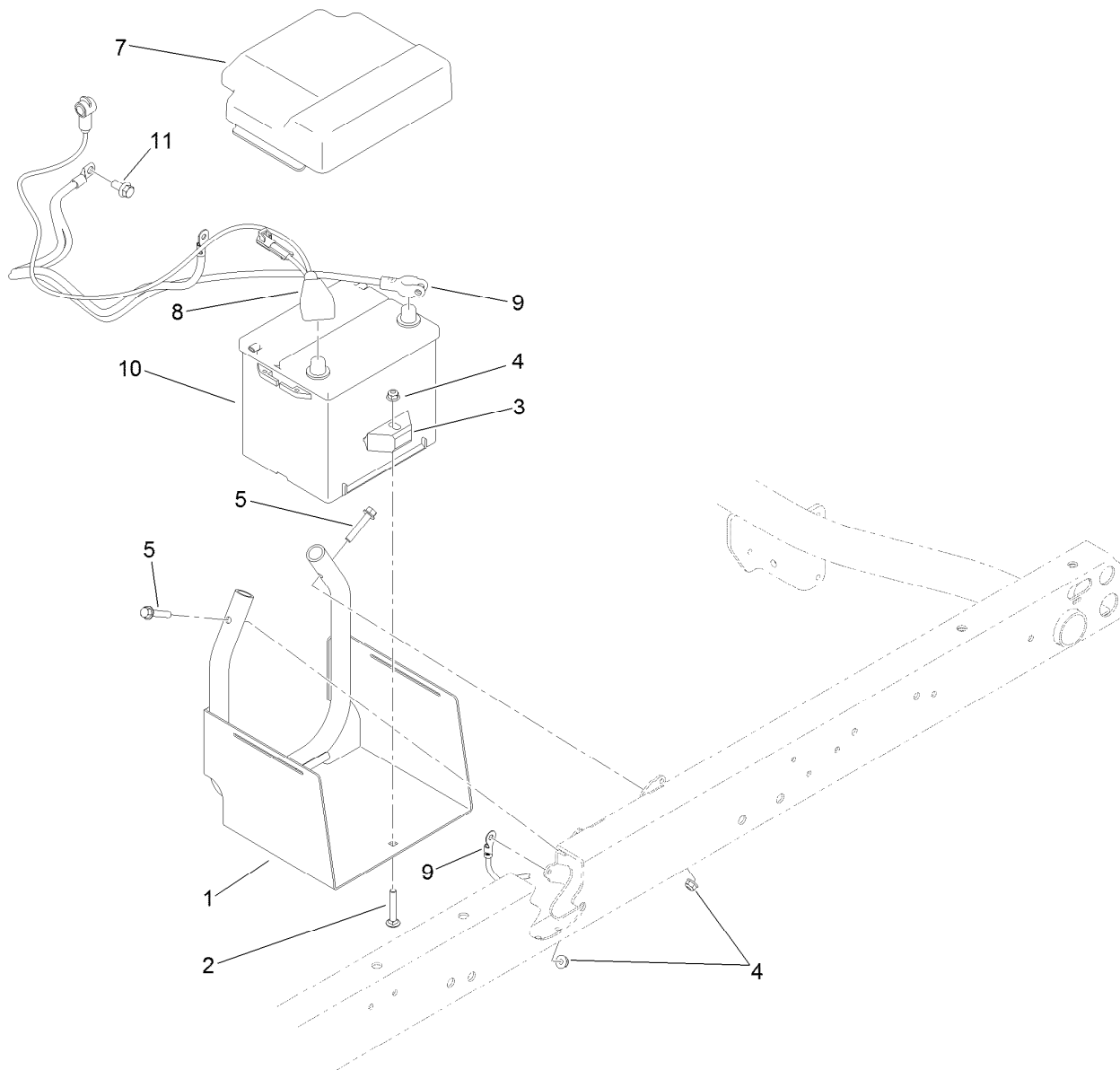
Differential Assembly No. 119-0824

<i>Ref.</i>	<i>Part Number</i>	<i>Qty.</i>	<i>Description</i>	<i>Ref.</i>	<i>Part Number</i>	<i>Qty.</i>	<i>Description</i>
1	115-7790	1	Output Cover ASM	13	115-7802	1	Roll Kit
2	119-9479	1	Output Hub ASM	14	115-7803	1	Roll Cage ASM
3	115-7792	1	Clutch ASM	15	115-7804	1	Drain Plug ASM
4	115-7793	1	Bolt Kit	16	115-7805	1	Plug-Oil, Fill
5	115-7794	1	Seal Kit	17	115-7806	1	Shaft-Pinion, 9T
6	115-7795	1	Ring-Retaining, Internal	18	115-7807	1	Input Cover ASM
7	115-7796	1	Plate-Armature, Notched	19	115-7808	1	Spring-Torsion
8	115-7797	1	Shim	20	117-4985	1	Vent-Protected
9	115-7798	1	Screw-Set	21	119-9480	1	Gearcase ASM
10	115-7799	1	Thrust Button ASM	22	127-8866	1	Input Seal
11	115-7800	1	Plate-Thrust	23	127-8867	2	Output Seal
12	115-7801	1	Gear-Ring, 50T				



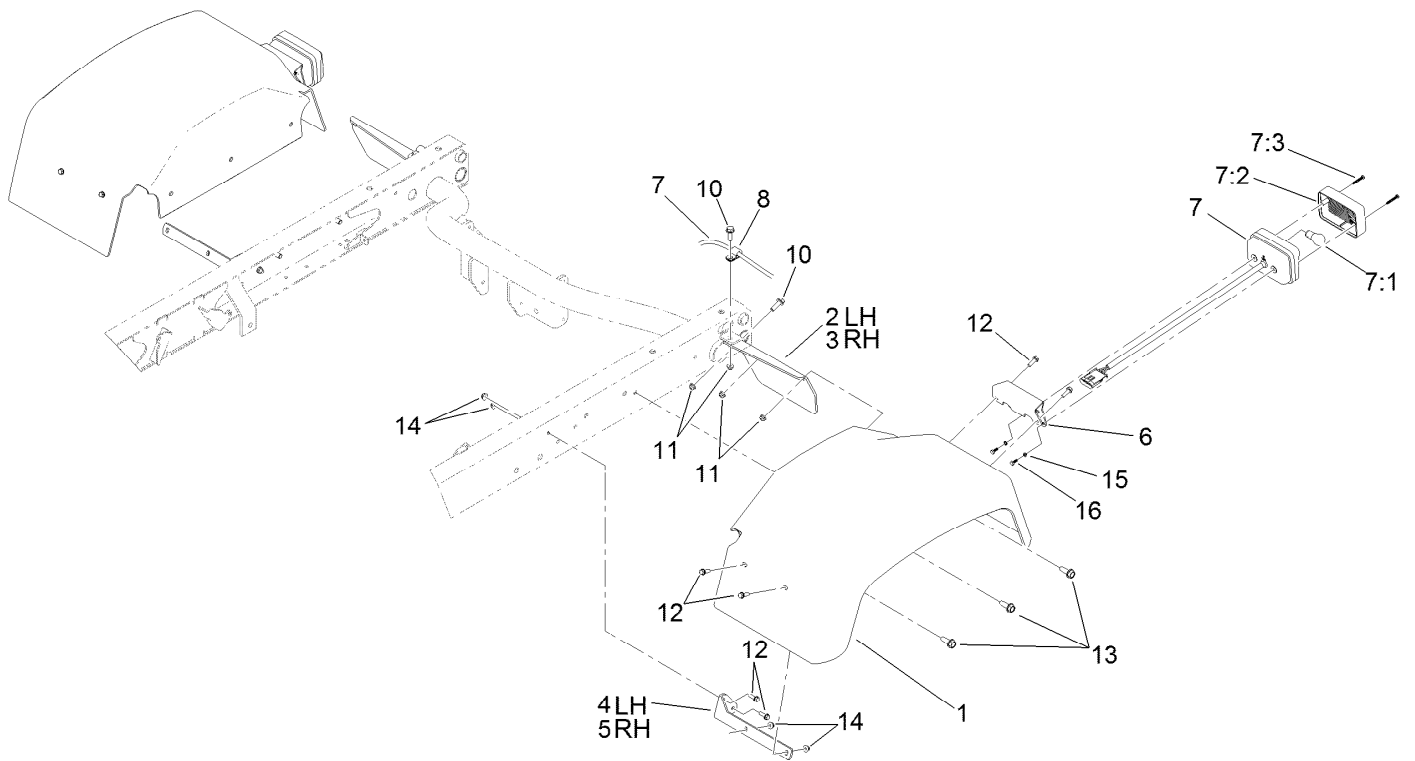
Drive Shaft Assembly No. 136-6327

Ref.	Part Number	Qty.	Description
1	136-6326	1	Yoke
2	54-9180	2	U-Joint Kit
2:1	62-3820	1	Fitting-Grease
3	115-7708	1	Yoke And Shaft
4	115-7709	1	Yoke, Tube And Slip Sleeve ASM
5	115-7707	1	Yoke
6	136-6338	1	Yoke And Shaft ASM



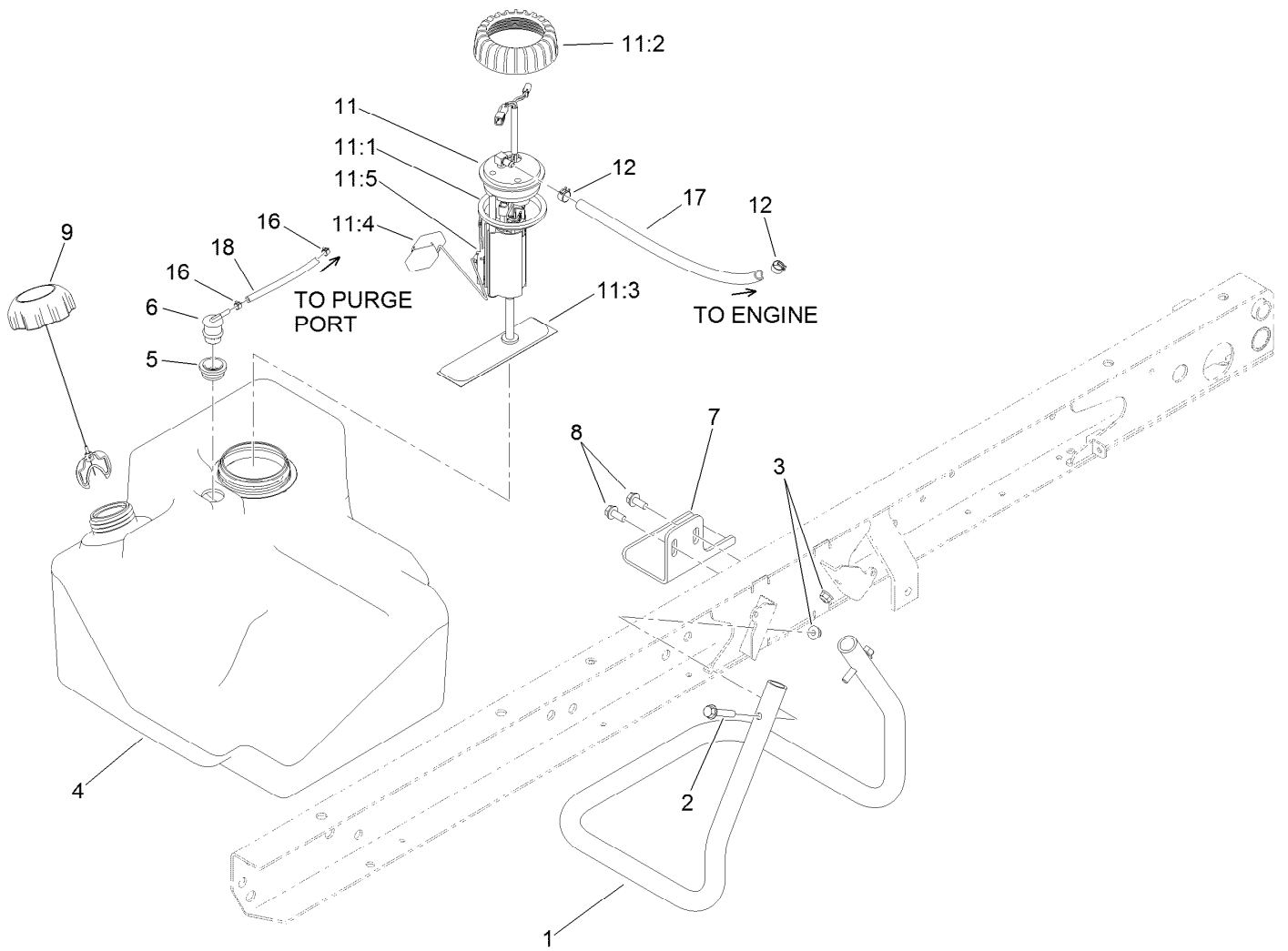
Battery Assembly

<i>Ref.</i>	<i>Part Number</i>	<i>Qty.</i>	<i>Description</i>
1	115-2237-03	1	Tray-Battery
2	3230-6	1	Bolt-CARR
3	138-6335	1	Retainer-Battery
4	104-8300	3	Nut-HF, NI
5	94-5780	2	Screw-HWH
7	119-9496	1	Cover-Battery
8	122-0281	1	Cable-Battery, Positive
9	122-1024	1	Cable-Battery, Negative
10	106-5187	1	Battery-Dry
11	120-4839	1	Screw-HHF



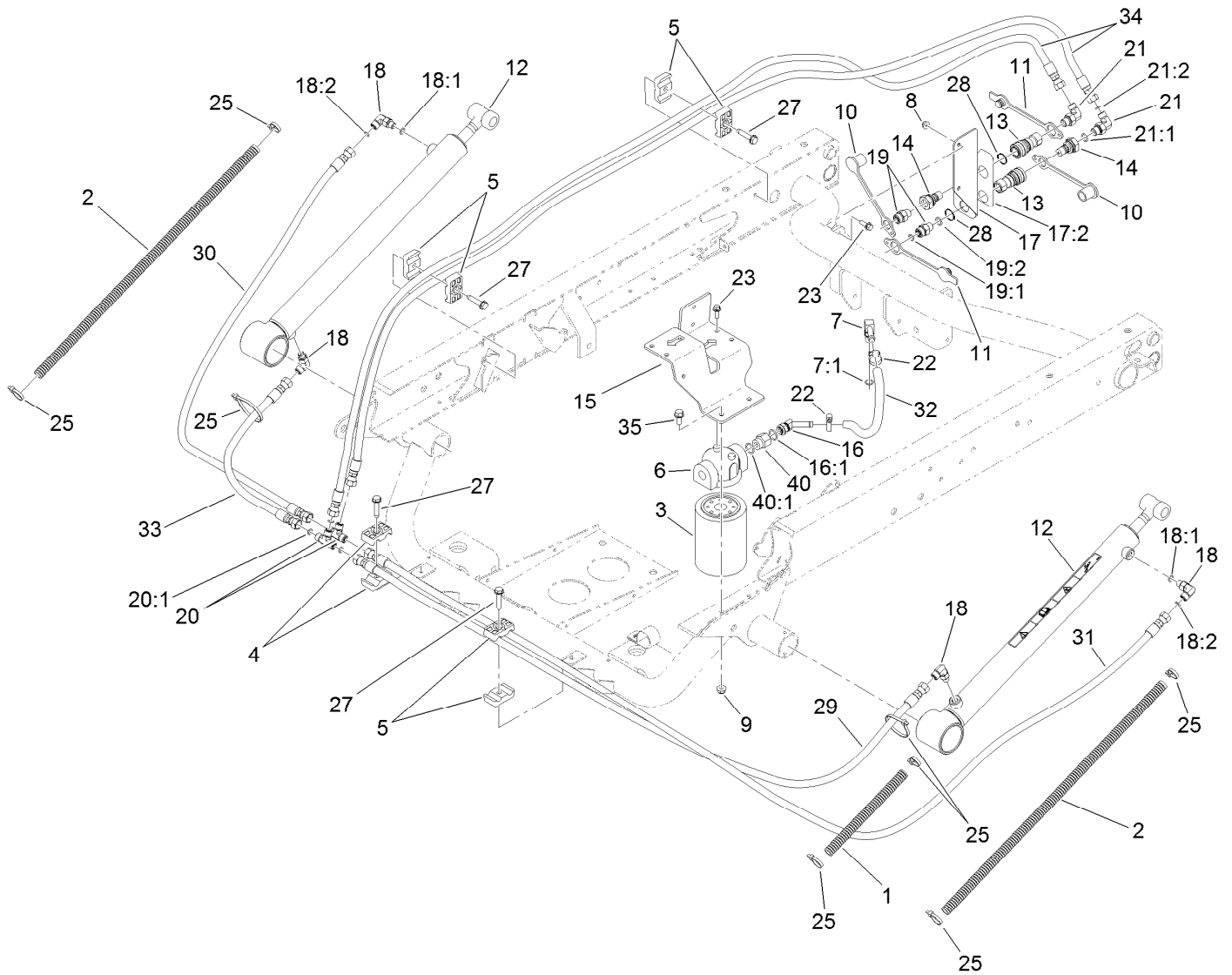
Tail Light and Fender Assembly

<i>Ref.</i>	<i>Part Number</i>	<i>Qty.</i>	<i>Description</i>	<i>Ref.</i>	<i>Part Number</i>	<i>Qty.</i>	<i>Description</i>
1	132-6701	2	Fender-Rear	7:3	121-6272	2	Screw-PPH
2	93-8943-03	1	Bracket-Fender, Rear (LH)	8	2412-93	2	Clamp-R
3	93-8944-03	1	Bracket-Fender, Rear (RH)	10	3234-17	4	Screw-HHF
4	93-8941-03	1	Bracket-Fender, Front (LH)	11	104-8300	4	Nut-HF, NI
5	93-8942-03	1	Bracket-Fender, Front (RH)	12	32105-15	12	Screw-HWH
6	121-6269-03	2	Bracket-Light, Tail	13	105-6245	6	Screw-Tapping
7	120-4820	2	Light-Tail, Brake	14	104-7201	12	Nut-HF
7:1	115-7858	1	Bulb-7528	15	43-5920	4	Washer-Lock, Spring
7:2	121-6271	1	Lens-Light, Tail	16	121-6320	4	Screw-HH



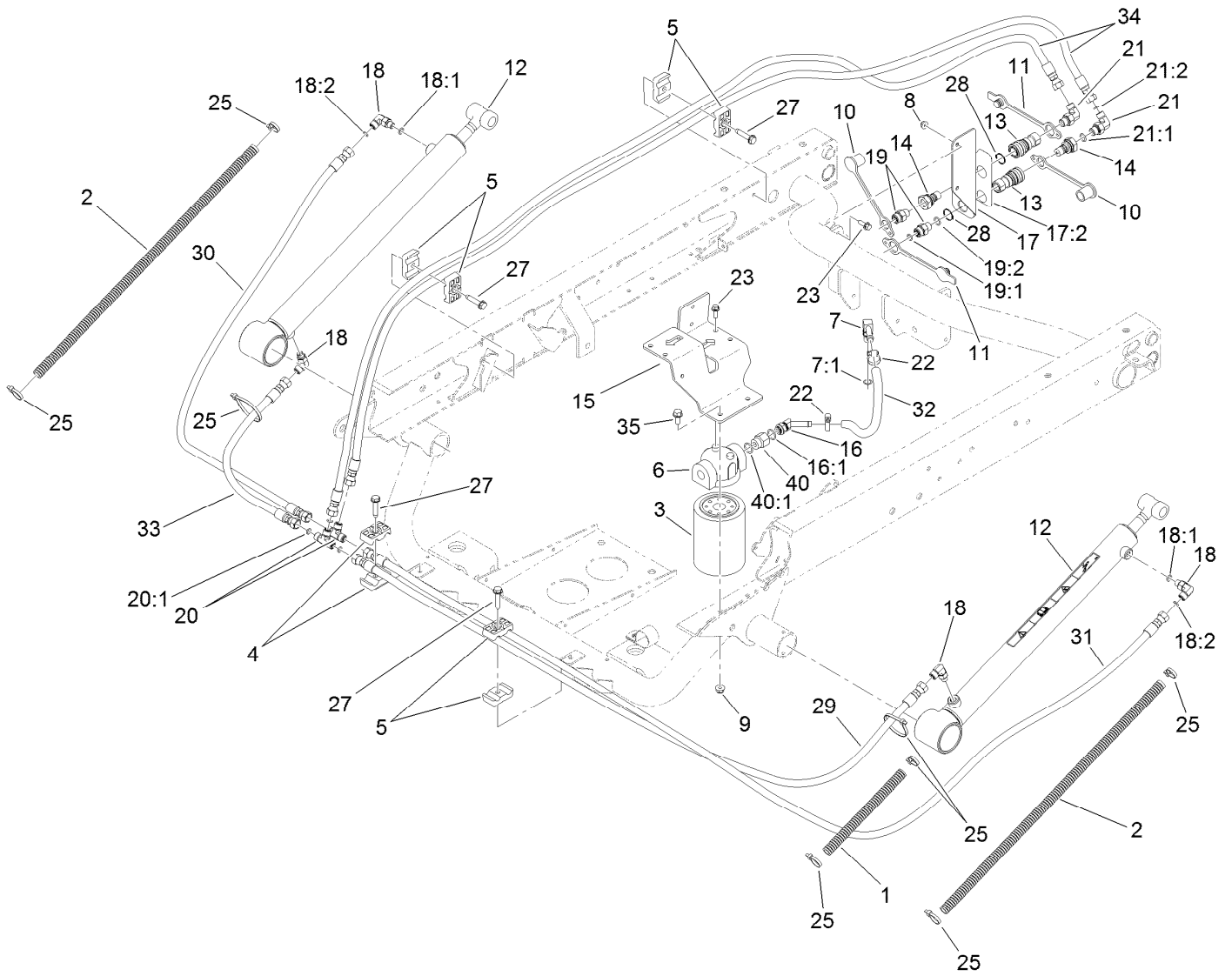
Fuel System Assembly

<i>Ref.</i>	<i>Part Number</i>	<i>Qty.</i>	<i>Description</i>	<i>Ref.</i>	<i>Part Number</i>	<i>Qty.</i>	<i>Description</i>
1	115-7767-03	1	Tube-Support	11:1	115-2163	1	Gasket-Pump, Fuel
2	94-5780	2	Screw-HWH	11:2	115-2162	1	Cap-Pump, Fuel
3	104-8300	2	Nut-HF, NI	11:3	115-7818	1	Fuel Filter ASM
4	115-7700	1	Tank-Fuel	11:4	120-4812	1	Float
5	114-0284	1	Grommet	11:5	127-8691	1	Sender-Fuel Level
6	114-0285	1	Valve-Rollover	12	92-2379	2	Clamp-Hose
7	114-8404	1	Plate-Retainer	16	2412-146	2	Clamp-Hose
8	32144-70	2	Screw-HWHTF	17	109-0287	1	Hose-Fuel
9	137-4127	1	Cap-Fuel	18	110-3254	1	Hose-Fuel
11	115-2399	1	Pump-Fuel				



Hydraulic Lift Cylinder Assembly

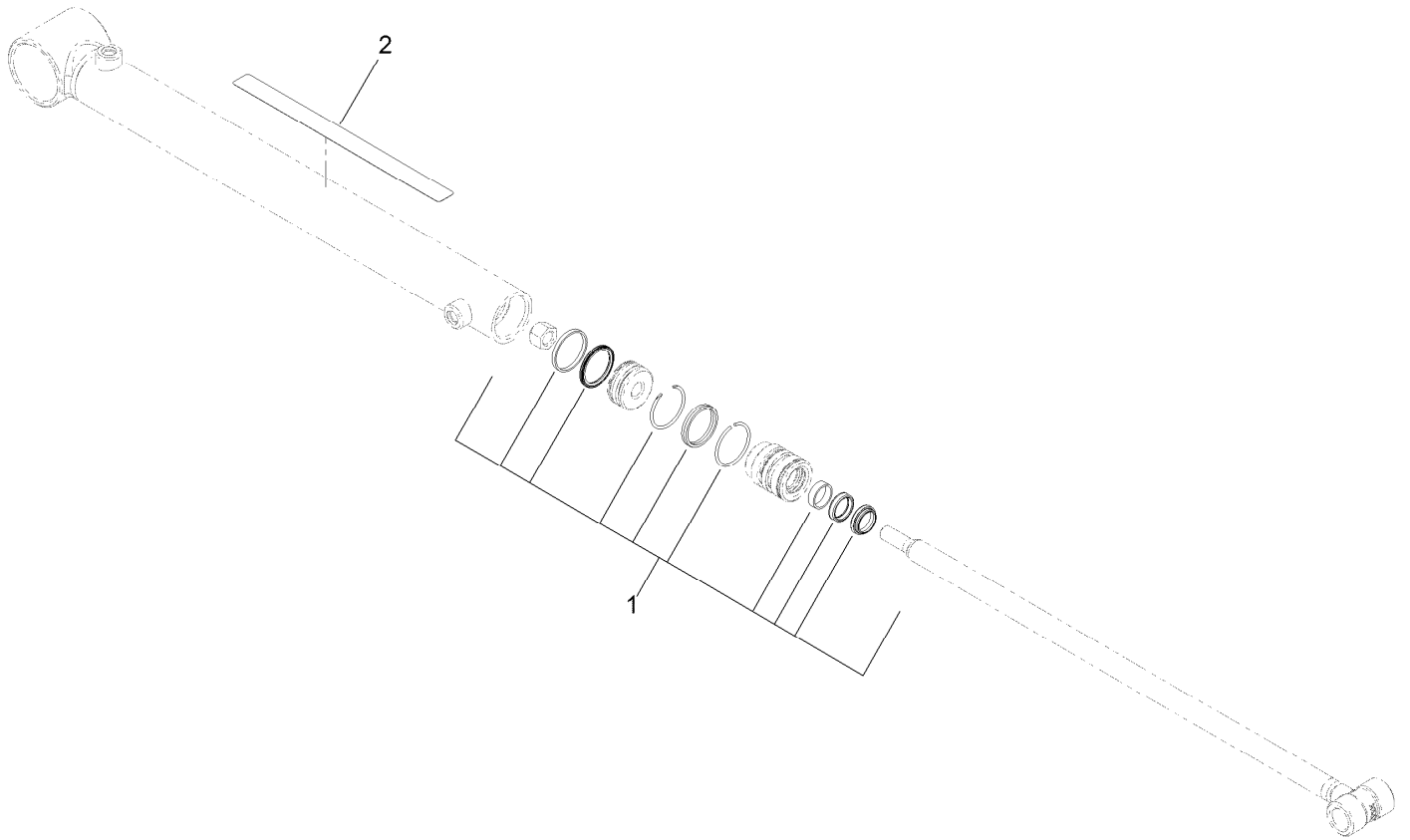
Ref.	Part Number	Qty.	Description	Ref.	Part Number	Qty.	Description
1	24-7922	1	Conduit-Convolved, Split	18:1	237-78	1	O-Ring
2	24-7923	2	Conduit-Convolved, Split	18:2	237-21	1	O-Ring
3	54-0110	1	Filter-Oil, Transmission	19	340-2	2	Fitting-Straight
4	56-7971	2	Clamp-Tube	19:1	237-22	1	O-Ring
5	56-7976	6	Clamp-Tube	19:2	237-42	1	O-Ring
6	87-8780	1	Head-Filter	20	340-21	2	Fitting
7	100-4887	1	Fitting-Elbow, 90	20:1	237-21	3	O-Ring
7:1	237-42	1	O-Ring	21	340-82	2	Fitting-Elbow, 90 DEG
8	104-7201	2	Nut-HF	21:1	237-42	1	O-Ring
9	104-8300	2	Nut-HF, NI	21:2	237-21	1	O-Ring
10	106-7881	2	Cap-Dust, HYD	22	2412-36	2	Clamp-Hose
11	106-7882	2	Plug-Dust, HYD	23	3234-4	4	Screw-HHF
12	133-0620	2	HYD Cylinder ASM	25	3290-379	6	Tie-Cable
13	106-7968	2	Coupler-Quick, Female	27	32144-57	4	Screw
14	106-7969	2	Coupler-Quick, Male	28	32151-83	2	Ring-Snap
15	115-2168-03	1	Bracket-Filter	29	115-7711	1	Hose-HYD
16	103-1807	1	Fitting-Barbed, 45 DEG	30	108-6508	1	Hose-HYD
16:1	237-42	1	O-Ring	31	104-3716	1	Hose-HYD
17	139-4530	1	Coupler Bracket ASM	32	115-2228	1	Hose-HYD
17:2	115-7723	1	Decal-Disconnect, Quick	33	110-0931	1	Hose-HYD
18	340-132	4	Fitting-Elbow, 90 DEG	34	106-3680	2	Hose-HYD



Hydraulic Lift Cylinder Assembly (continued)

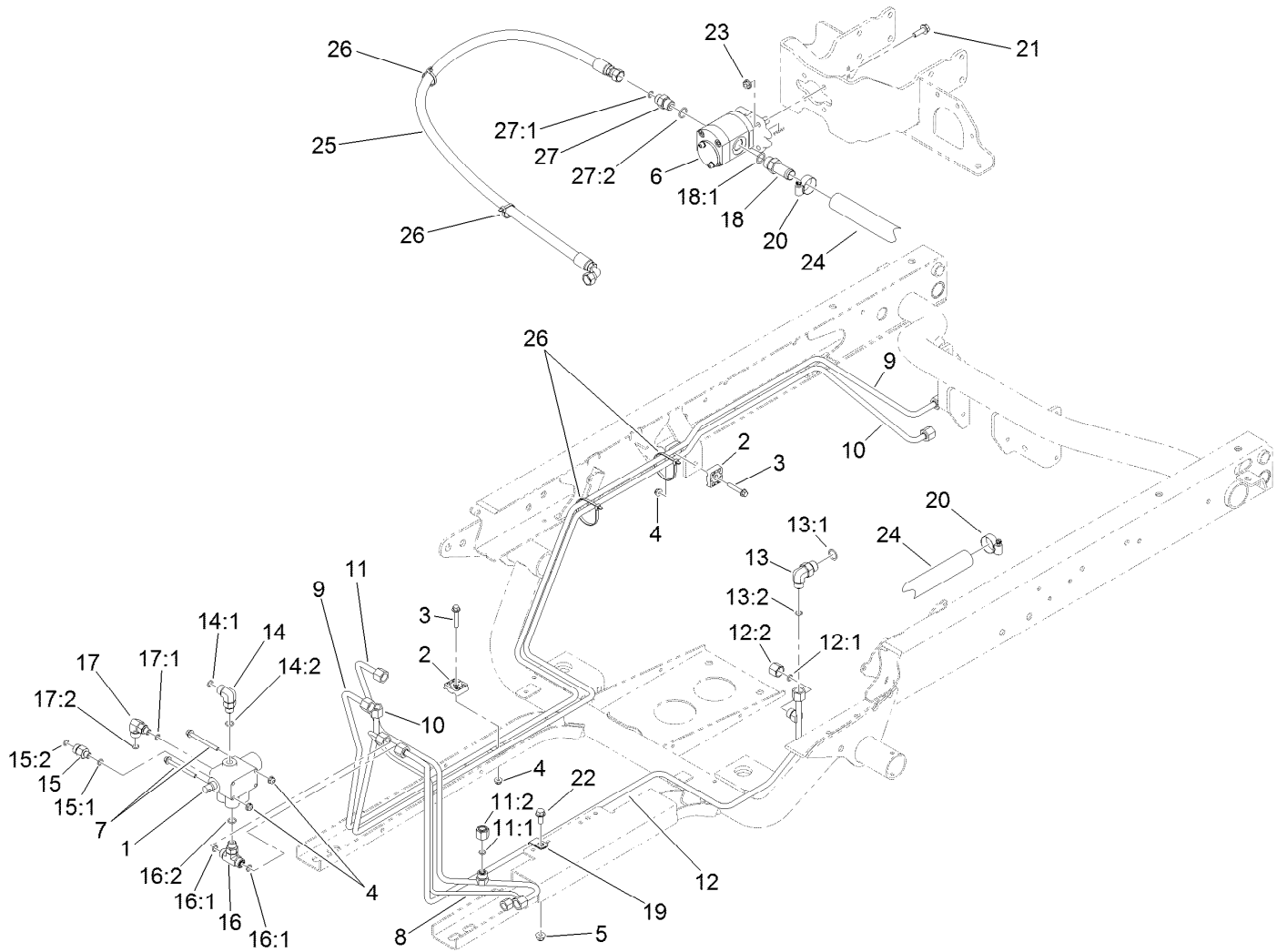
Ref.	Part Number	Qty.	Description
35	3234-5	2	Screw-HHF

Ref.	Part Number	Qty.	Description
40	353-397	1	Reducer-Adapter
40:1	237-79	1	O-Ring



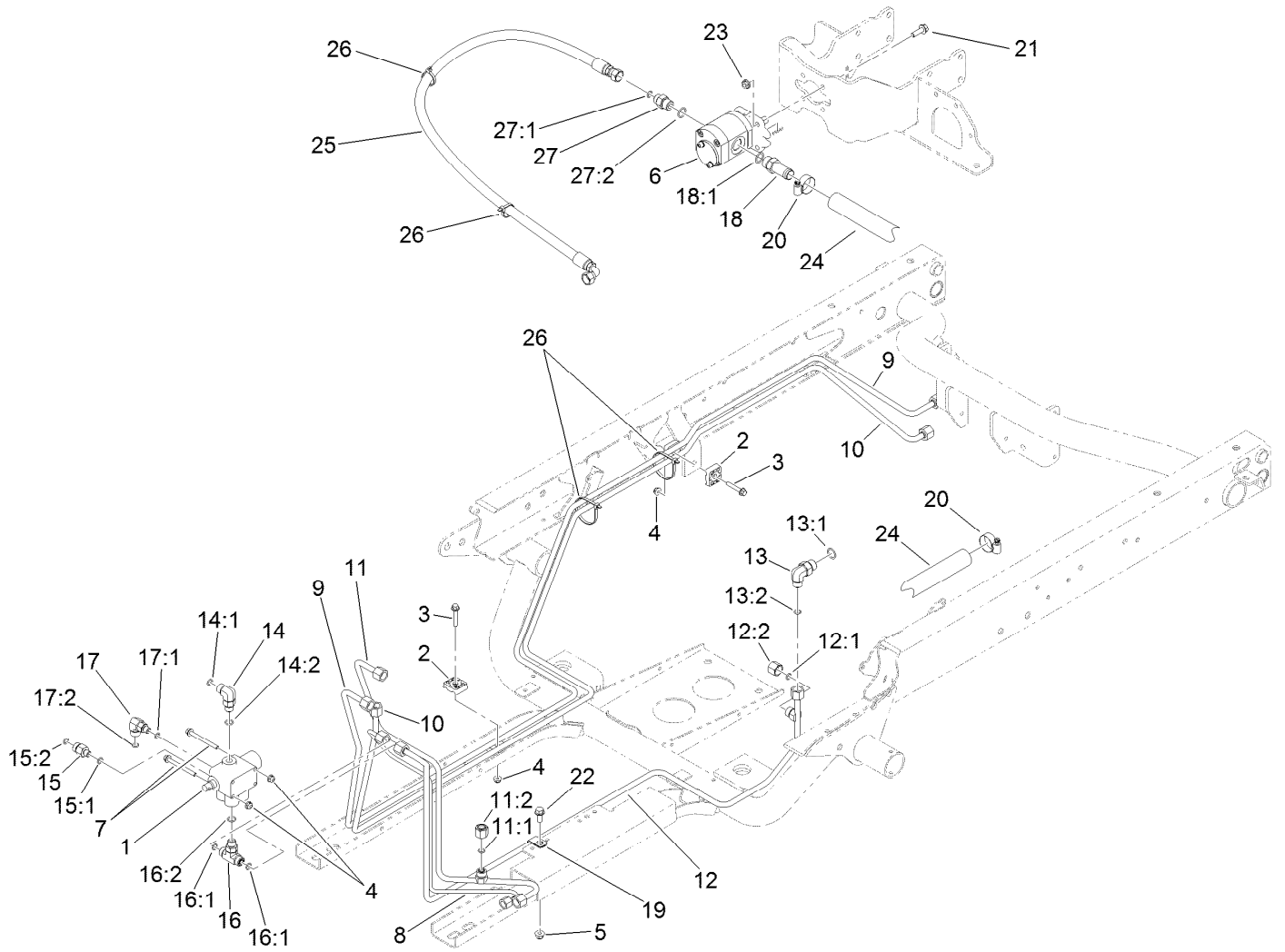
Hydraulic Cylinder Assembly No. 133-0620

<i>Ref.</i>	<i>Part Number</i>	<i>Qty.</i>	<i>Description</i>
1	133-0618	1	Cylinder Seal Kit
2	93-9852	1	Decal-Warning



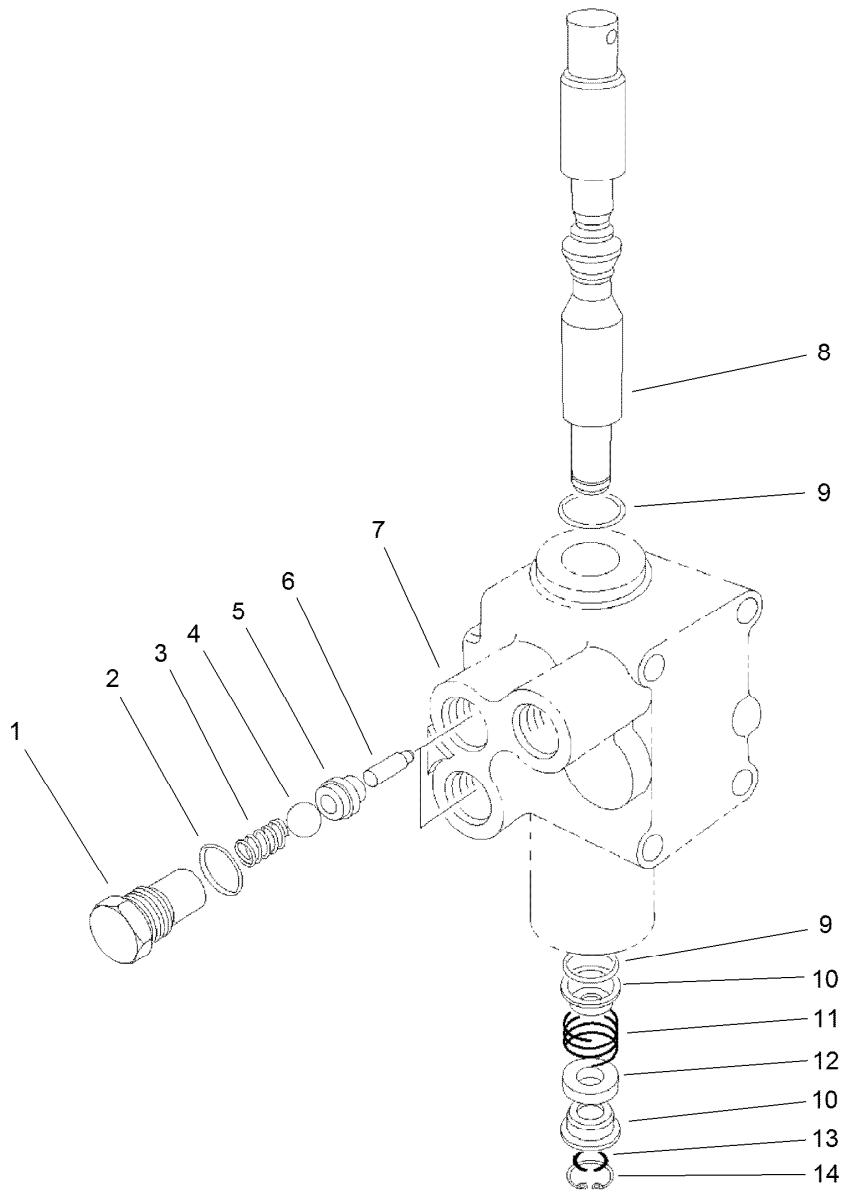
Main Hydraulic Pump and Lift Valve Assembly

Ref.	Part Number	Qty.	Description	Ref.	Part Number	Qty.	Description
1	43-1950	1	HYD Control Valve ASM	14:2	237-42	1	O-Ring
2	56-7973	4	Clamp-Tube	15	340-88	1	Fitting-Straight
3	94-5781	2	Screw-HHF	15:1	237-22	1	O-Ring
4	104-7201	4	Nut-HF	15:2	237-78	1	O-Ring
5	104-8300	1	Nut-HF, NI	16	340-94	1	Adapter
6	114-8302	1	HYD Pump ASM	16:1	237-22	2	O-Ring
7	114-8410	2	Screw-HHF	16:2	237-42	1	O-Ring
8	127-8605	1	Tube-HYD	17	340-97	1	Fitting-Elbow, 90 DEG
9	115-2217	1	Tube-HYD	17:1	237-22	1	O-Ring
10	115-2218	1	Tube-HYD	17:2	237-78	1	O-Ring
11	127-8604	1	Tube-HYD	18	354-136	1	Fitting-STR
11:1	237-22	1	O-Ring	18:1	237-80	1	O-Ring
11:2	340-117	1	Cap	19	2412-113	1	Clamp-R
12	127-8752	1	Tube-HYD	20	2412-129	2	Clamp-Hose
12:1	237-22	1	O-Ring	21	3234-17	4	Screw-HHF
12:2	340-117	1	Cap	22	3234-5	1	Screw-HHF
13	340-18	1	Fitting-HYD, 90 DEG	23	32128-20	4	Nut-HF
13:1	237-79	1	O-Ring	24	87-3670	1	Hose-Suction
13:2	237-22	1	O-Ring	25	121-6283	1	Hose-HYD
14	340-77	1	Fitting-Elbow, 90 DEG	26	3290-379	4	Tie-Cable
14:1	237-22	1	O-Ring	27	340-3	1	Fitting-Straight



Main Hydraulic Pump and Lift Valve Assembly (continued)

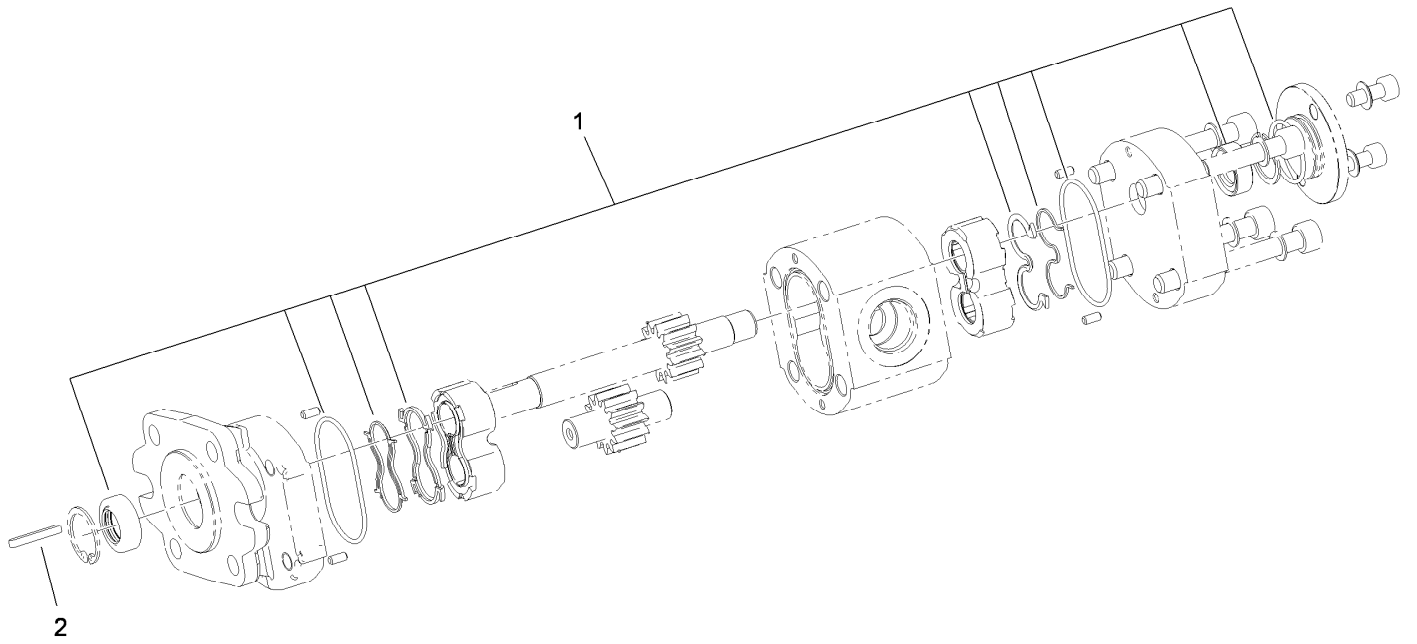
<i>Ref.</i>	<i>Part Number</i>	<i>Qty.</i>	<i>Description</i>
27:1	237-22	1	O-Ring
27:2	237-79	1	O-Ring



Control Valve Assembly No. 43-1950

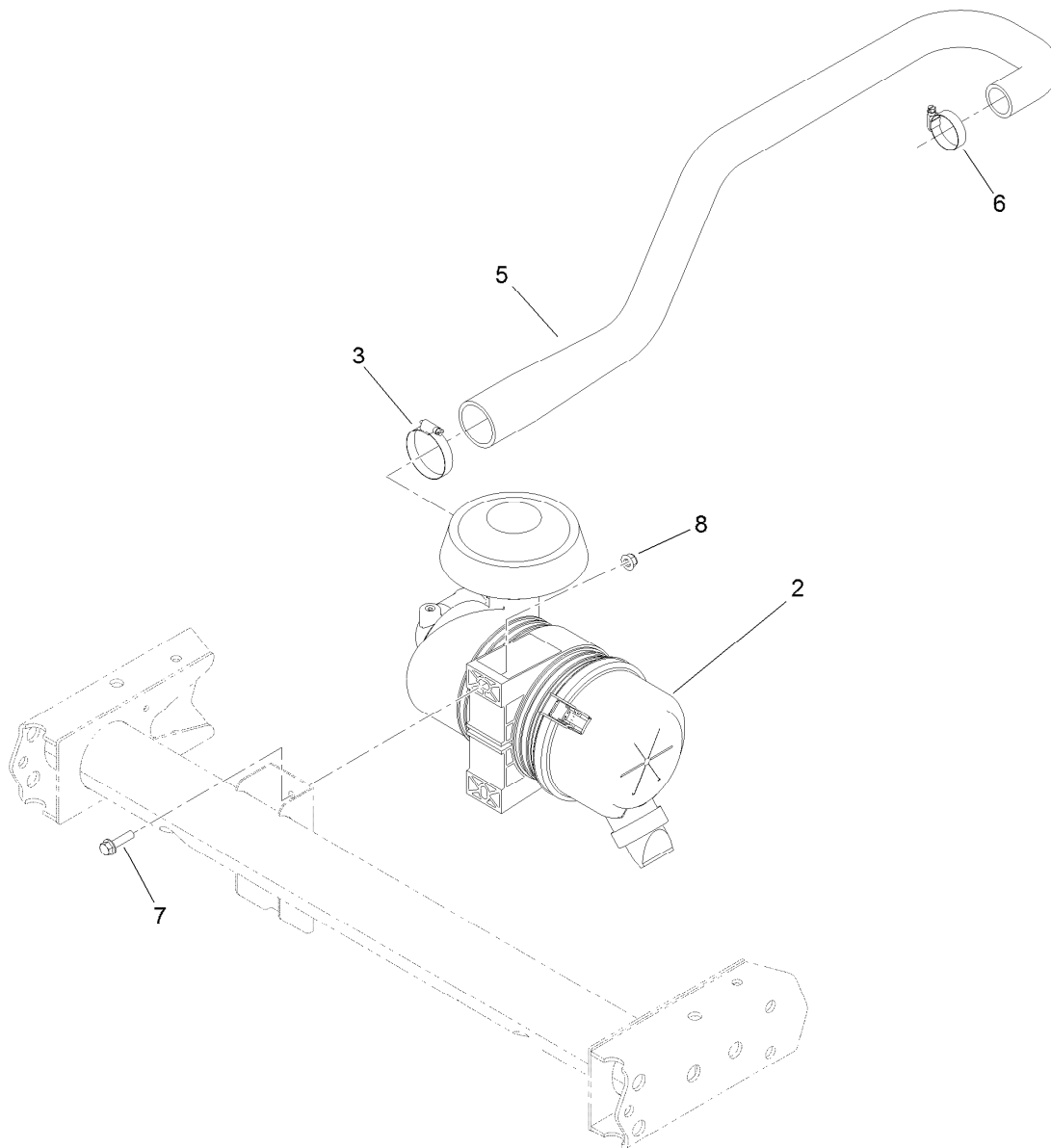
Ref.	Part Number	Qty.	Description
1	22-8330	2	Plug
2	237-42	2	O-Ring
3	22-8340	2	Spring
4	22-8350	2	Ball
5	22-8370	2	Seat-Valve
6	22-8360	2	Pin
7		1	Body ●
8	22-8420	1	Spool
9	22-8500	2	O-Ring
10	22-8380	2	Retainer
11	22-8410	1	Spring
12	23-3030	1	Spacer
13	22-8480	1	Ring-Snap
14	22-8490	1	Ring-Snap

● Not serviced separately



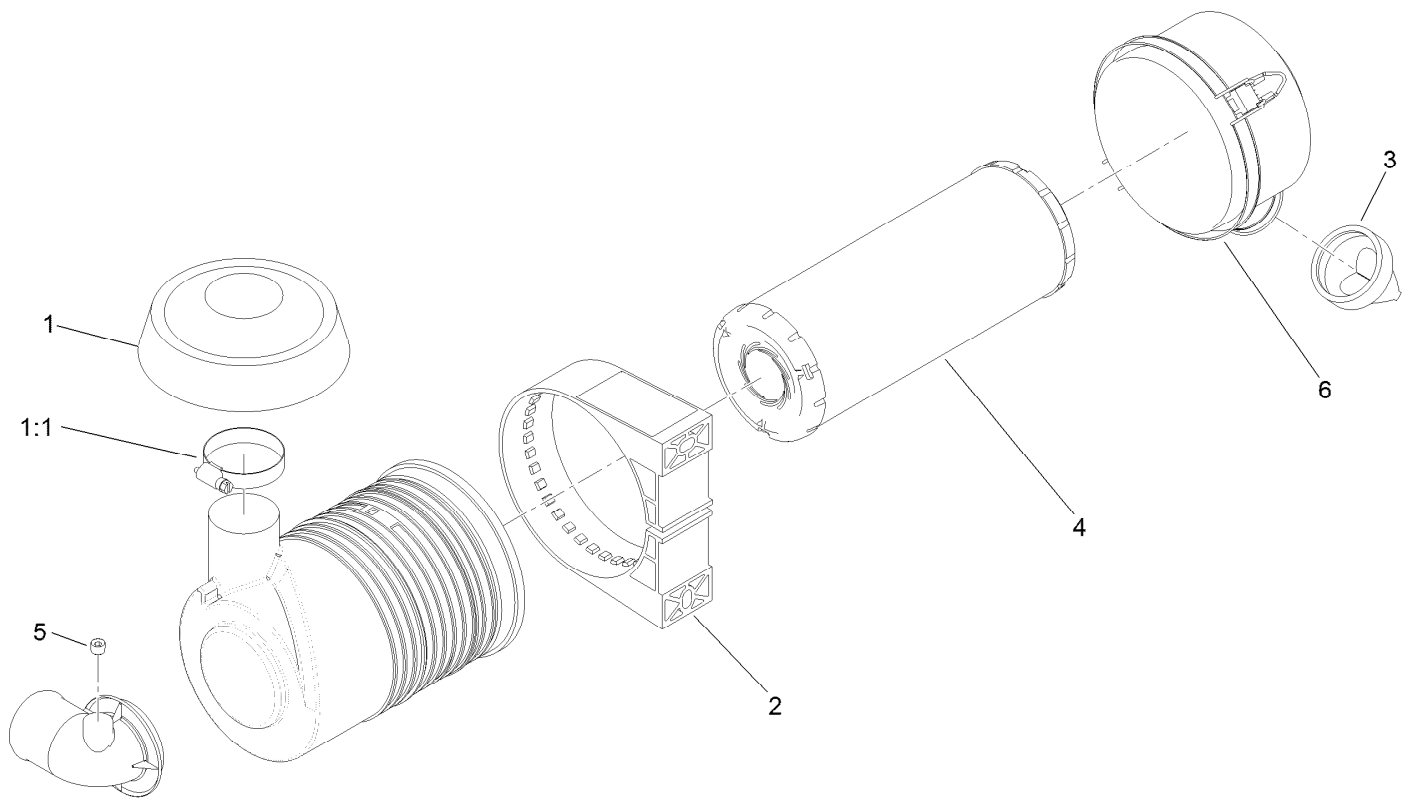
Hydraulic Gear Pump Assembly No. 114-8302

<i>Ref.</i>	<i>Part Number</i>	<i>Qty.</i>	<i>Description</i>
1	115-8696	1	Seal Kit
2	115-7855	1	Key-Square



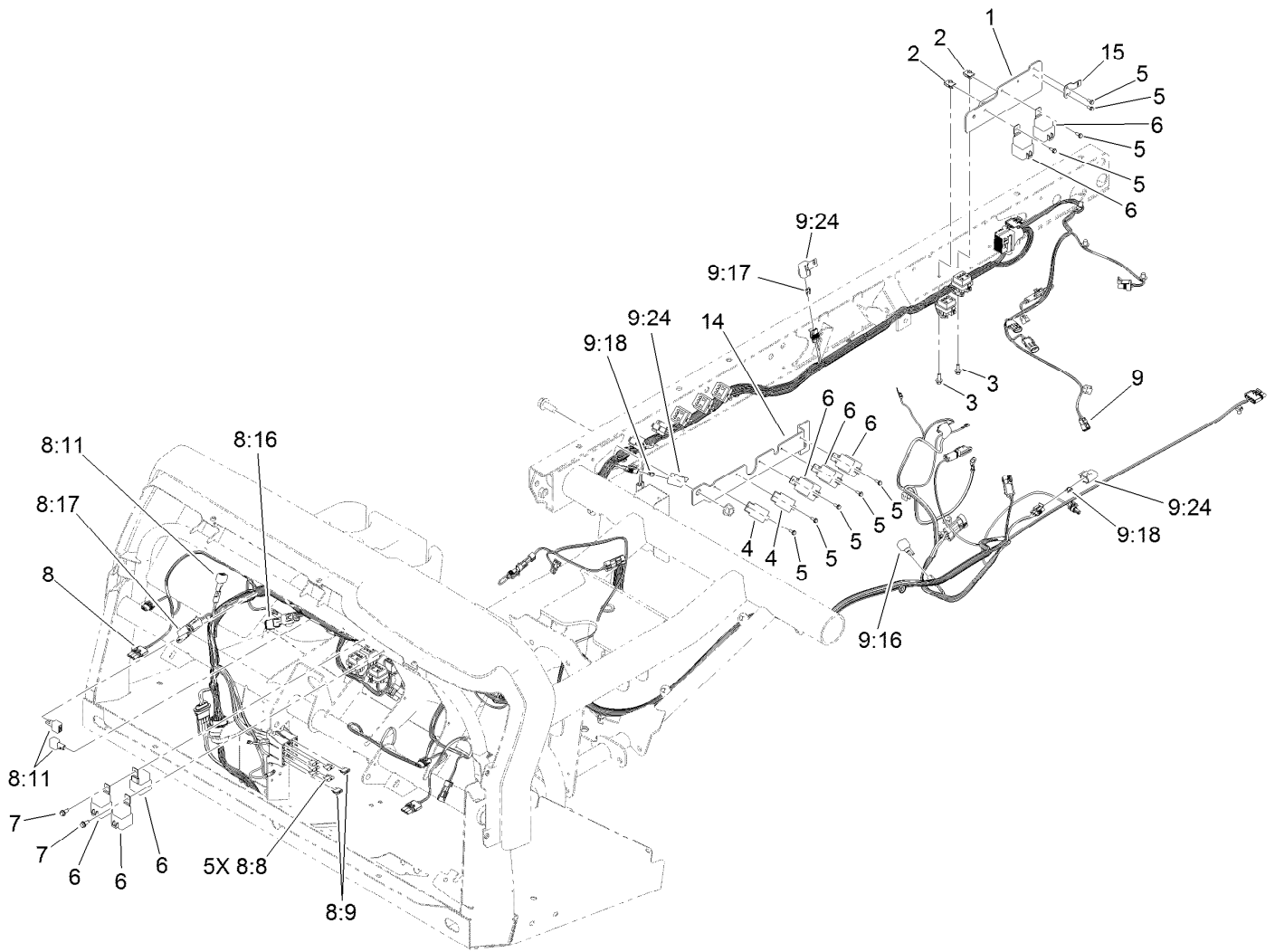
Air Cleaner Assembly

<i>Ref.</i>	<i>Part Number</i>	<i>Qty.</i>	<i>Description</i>
2	138-5650	1	Air Cleaner ASM
3	2412-130	1	Clamp-Hose
5	120-5098	1	Hose-Intake, Air
6	2412-3	1	Clamp-Hose
7	3234-36	2	Screw-HHF
8	104-8300	2	Nut-HF, NI



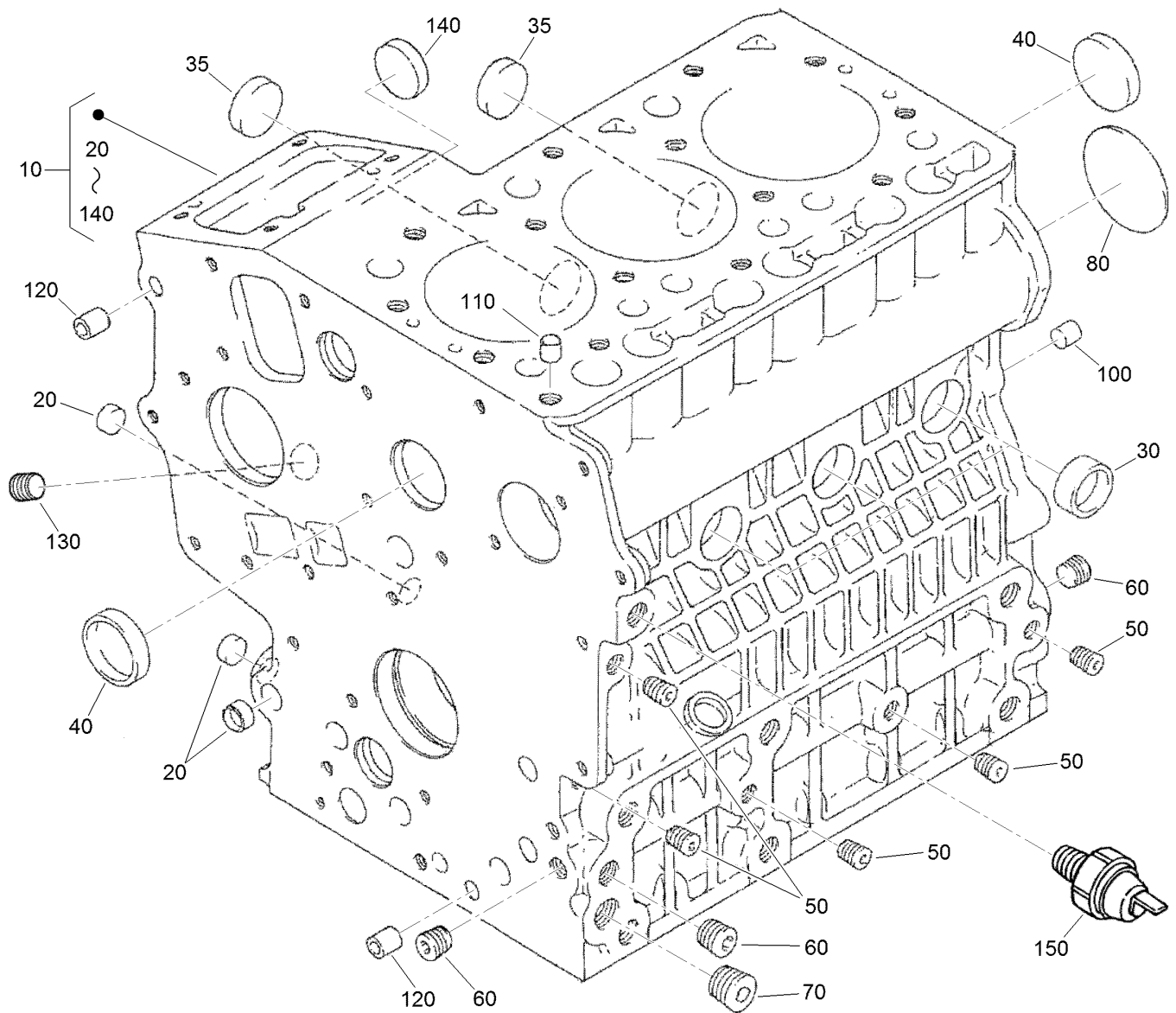
Air Cleaner Assembly No. 138-5650

<i>Ref.</i>	<i>Part Number</i>	<i>Qty.</i>	<i>Description</i>
1	105-2539	1	Cap
1:1	2412-130	1	Clamp-Hose
2	98-4525	1	Bracket-Cleaner, Air
3	87-9400	1	Valve-Vacuator
4	108-3810	1	Filter-Air
5	285-17	1	Plug-Pipe
6	98-9771	1	Cover ASM



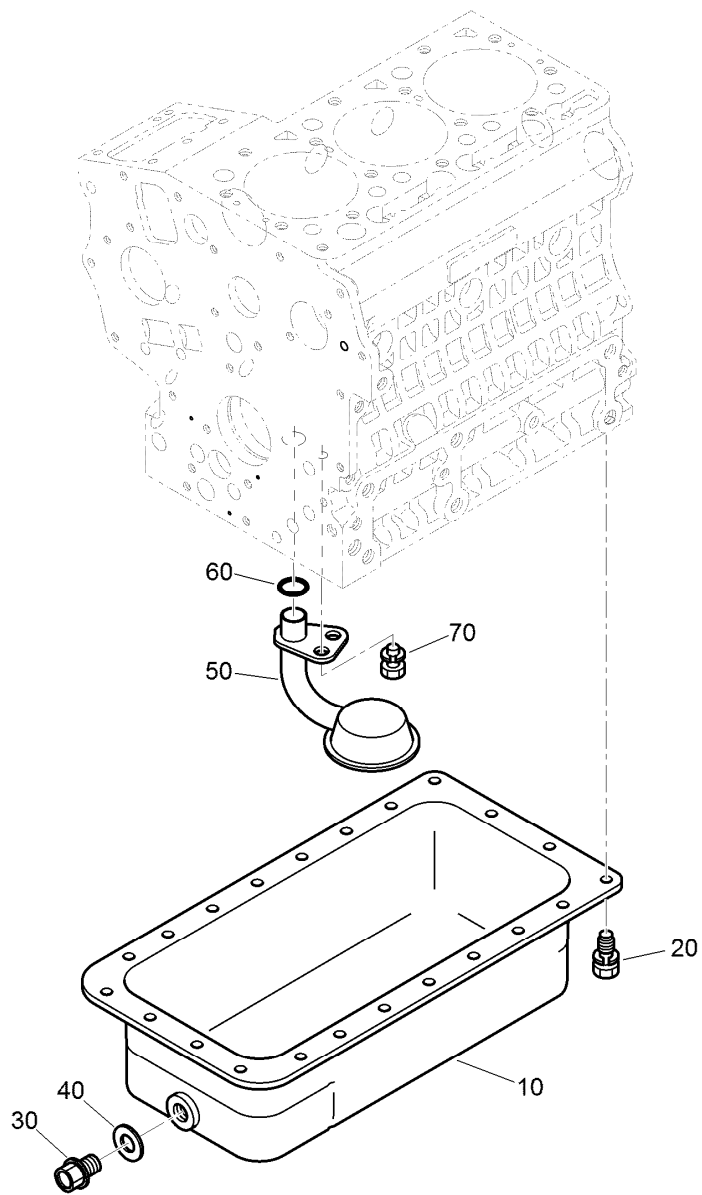
Front and Rear Wire Harness Assembly

<i>Ref.</i>	<i>Part Number</i>	<i>Qty.</i>	<i>Description</i>	<i>Ref.</i>	<i>Part Number</i>	<i>Qty.</i>	<i>Description</i>
1	132-6714-03	1	Bracket-Mount, Filter	8:11	100-4918	3	Diode
2	107069	2	Clip	8:16	32180-106	1	Resistor-220K
3	3234-4	2	Screw-HHF	8:17	32180-156	1	Cap-Plug, 6 Way
4	99-7435	2	Relay	9	122-0889	1	Harness-Wire, Rear
5	32144-112	9	Screw-HWH	9:16	100-4918	1	Diode
6	99-7430	8	Relay-Mini	9:17	121-8867	1	Fuse-Mini Blade, 15 Amp
7	32144-10	2	Screw-HWH	9:18	121-8870	2	Fuse-Mini Blade, 30 Amp
8	122-1448	1	Harness-Wire, Front	9:24	32180-101	3	Cover-Fuse, Single
8:8	218-578	5	Fuse-Blade, 10 Amp	14	132-6713-03	1	Bracket-Mount, Relay
8:9	109355	2	Fuse-Blade, 15 Amp	15	132-6716	1	Mount-Harness, Engine



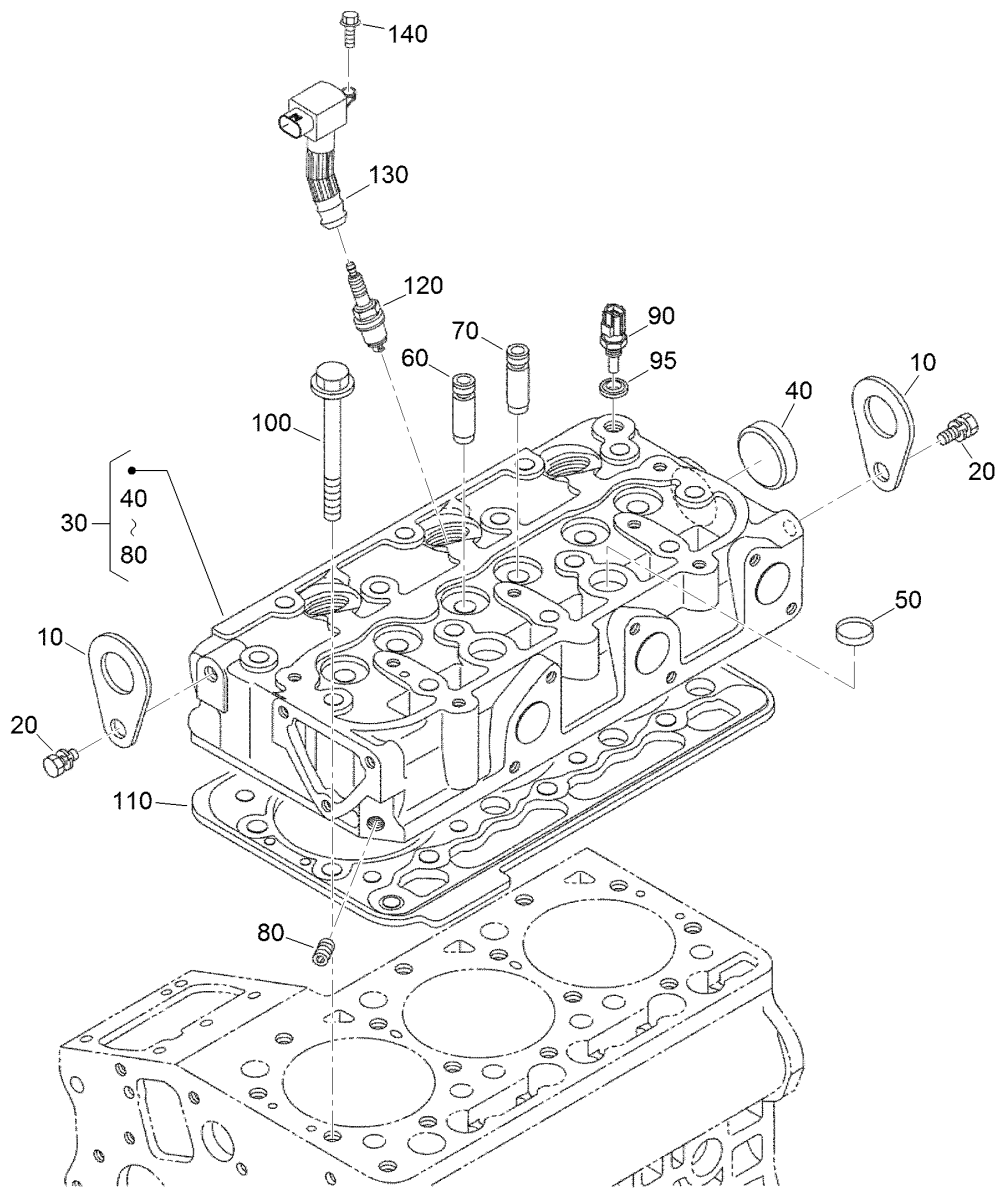
Crankcase Assembly

<i>Ref.</i>	<i>Part Number</i>	<i>Qty.</i>	<i>Description</i>
10	125-9060	1	Crankcase ASM
20	100-2019	3	Cap-Sealing
30	100-2020	3	Cap-Sealing
35	110-3702	2	Cap-Sealing
40	98-9398	2	Cap-Sealing
50	98-9687	5	Plug
60	98-7487	3	Plug
70	98-7488	1	Plug
80	100-1851	1	Plug-Expansion
100	98-9377	2	Pin-Straight
110	98-7506	1	Pin-Pipe
120	100-2051	2	Pin-Pipe
130	98-7488	1	Plug
140	100-1991	1	Cover-Fuel, Camshaft
150	98-9416	1	Switch-Oil



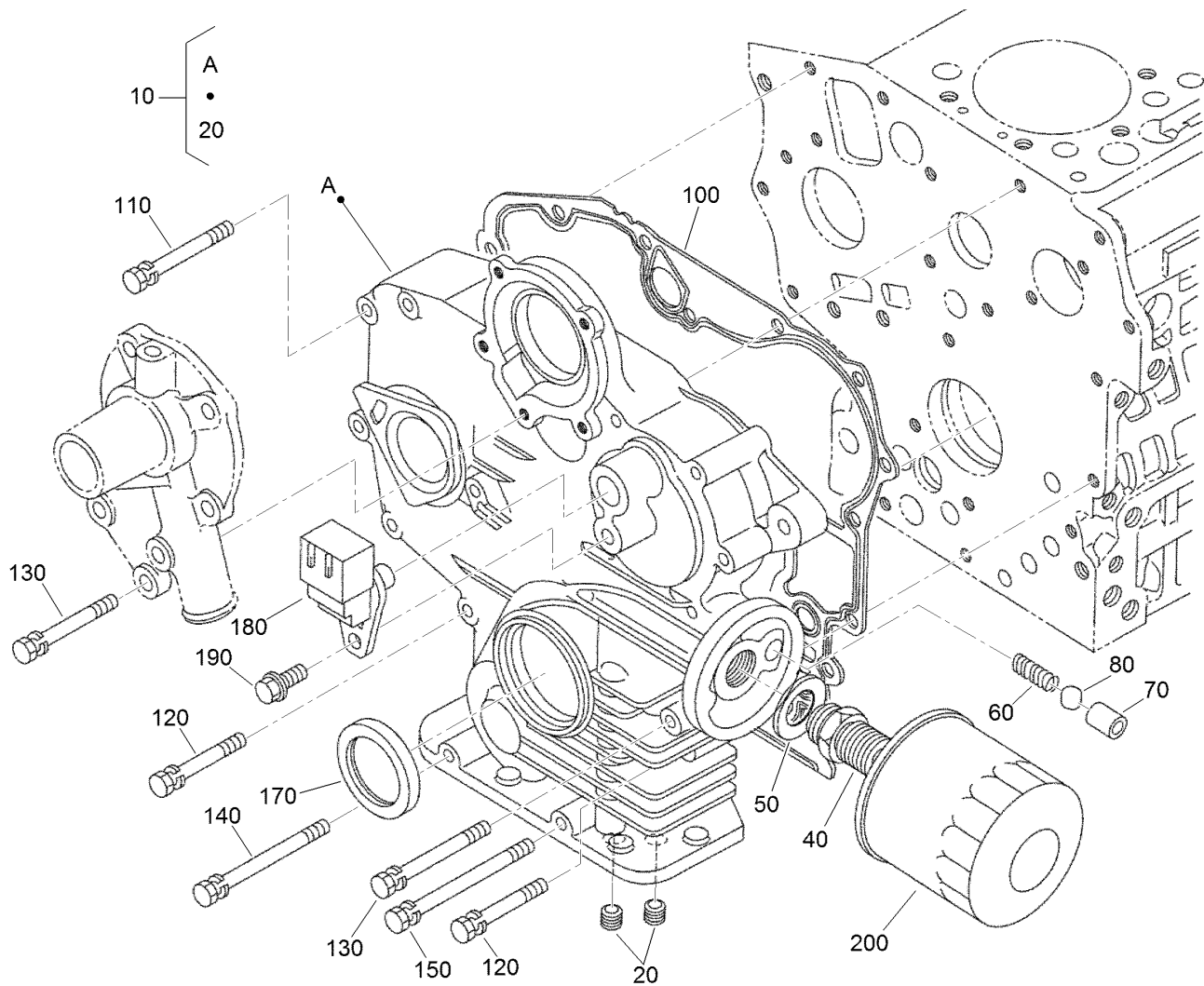
Oil Pan Assembly

<i>Ref.</i>	<i>Part Number</i>	<i>Qty.</i>	<i>Description</i>
10	125-9056	1	Oil Pan ASM
20	98-9350	22	Bolt
30	114-8151	1	Plug-Drain
40	98-7524	1	Gasket
50	125-9052	1	Tube-Pick Up, Oil
60	105-3776	1	O-Ring
70	100-9195	1	Bolt



Cylinder Head Assembly

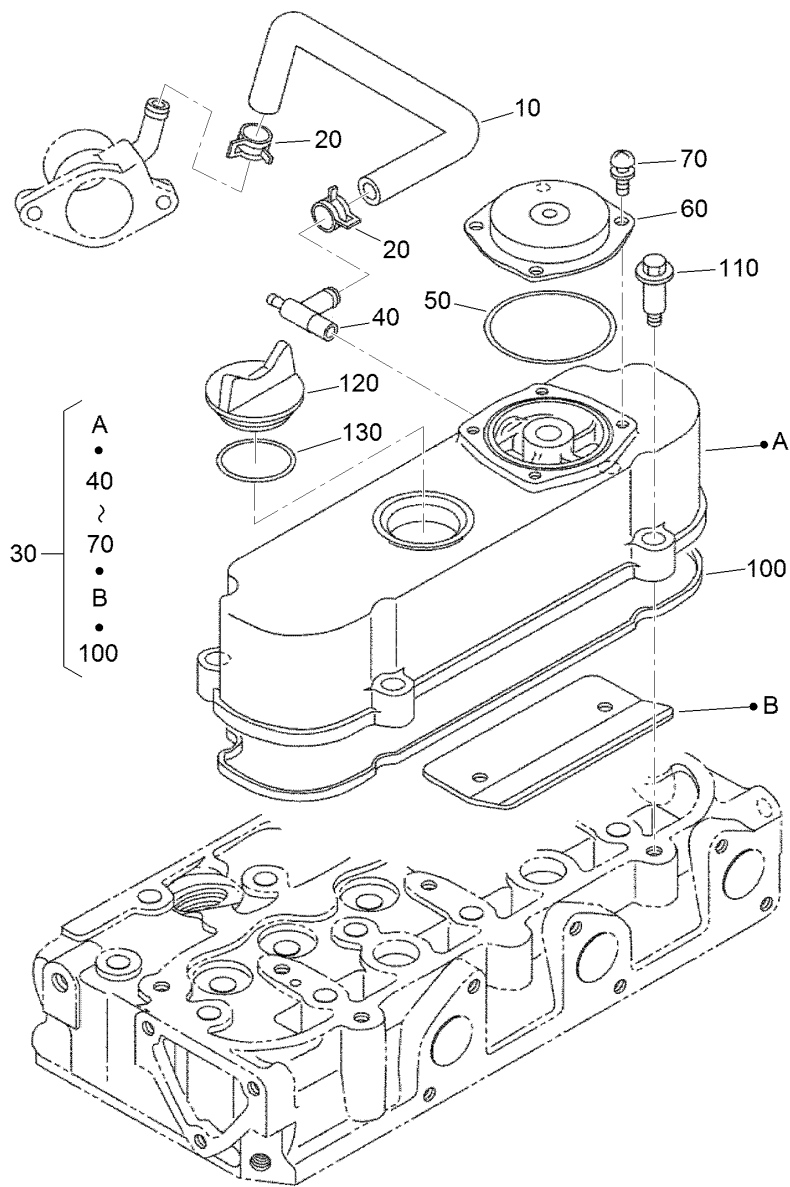
Ref.	Part Number	Qty.	Description
10	98-7531	2	Hook-Engine
20	98-7526	2	Bolt
30	125-9119	1	Cylinder Head ASM
40	105-3705	1	Cap-Sealing
50	98-9389	2	Cap-Sealing
60	100-1882	3	Guide-Valve, Inlet
70	100-1883	3	Guide-Valve, Exhaust
80	98-9687	1	Plug
90	125-9102	1	Sensor-Temperature, Water
95	125-9096	1	Gasket
100	100-1820	14	Bolt-Head, Cylinder
110	125-9113	1	Gasket-Head
120	125-9139	3	Spark Plug
130	125-9145	3	Coil-Ignition
140	99-8363	3	Bolt-Flange



Gear Case and Oil Filter Cartridge Assembly

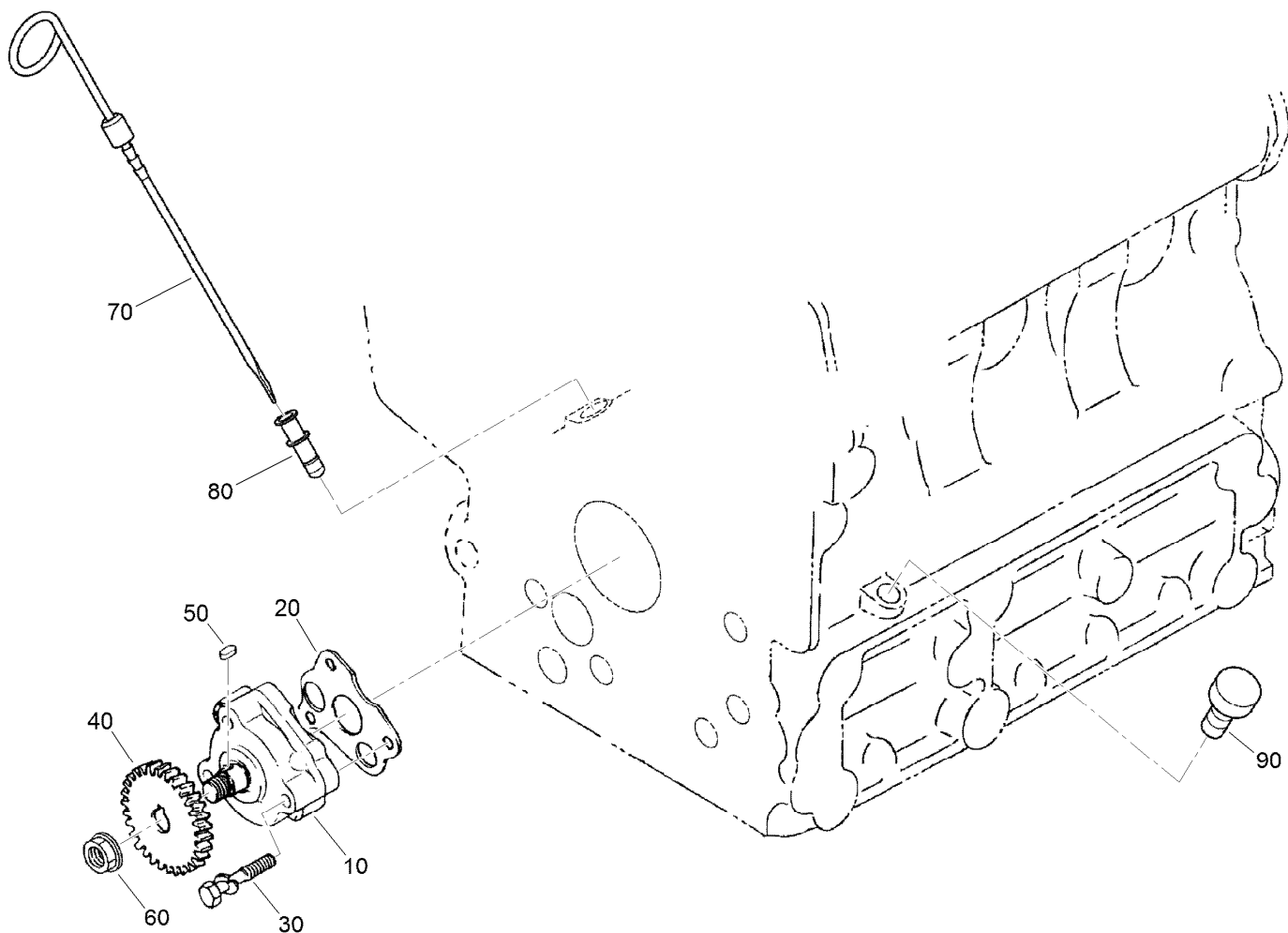
<i>Ref.</i>	<i>Part Number</i>	<i>Qty.</i>	<i>Description</i>
10	125-9151	1	Gear Case ASM
20	98-7488	2	Plug
40	98-9388	1	Joint-Pipe
50	100-1926	1	Washer-Plain
60	100-2004	1	Spring
70	100-1894	1	Seat-Valve
80	100-1792	1	Ball
100	117-0327	1	Gasket-Case, Gear
110	99-8320	1	Bolt

<i>Ref.</i>	<i>Part Number</i>	<i>Qty.</i>	<i>Description</i>
120	98-9356	10	Bolt
130	100-1922	2	Bolt
140	98-9357	1	Bolt
150	110-3710	1	Bolt
170	120-7852	1	Seal-Oil
180	125-9142	1	Sensor
190	99-8363	1	Bolt-Flange
200	115-8189	1	Filter-Oil, Engine



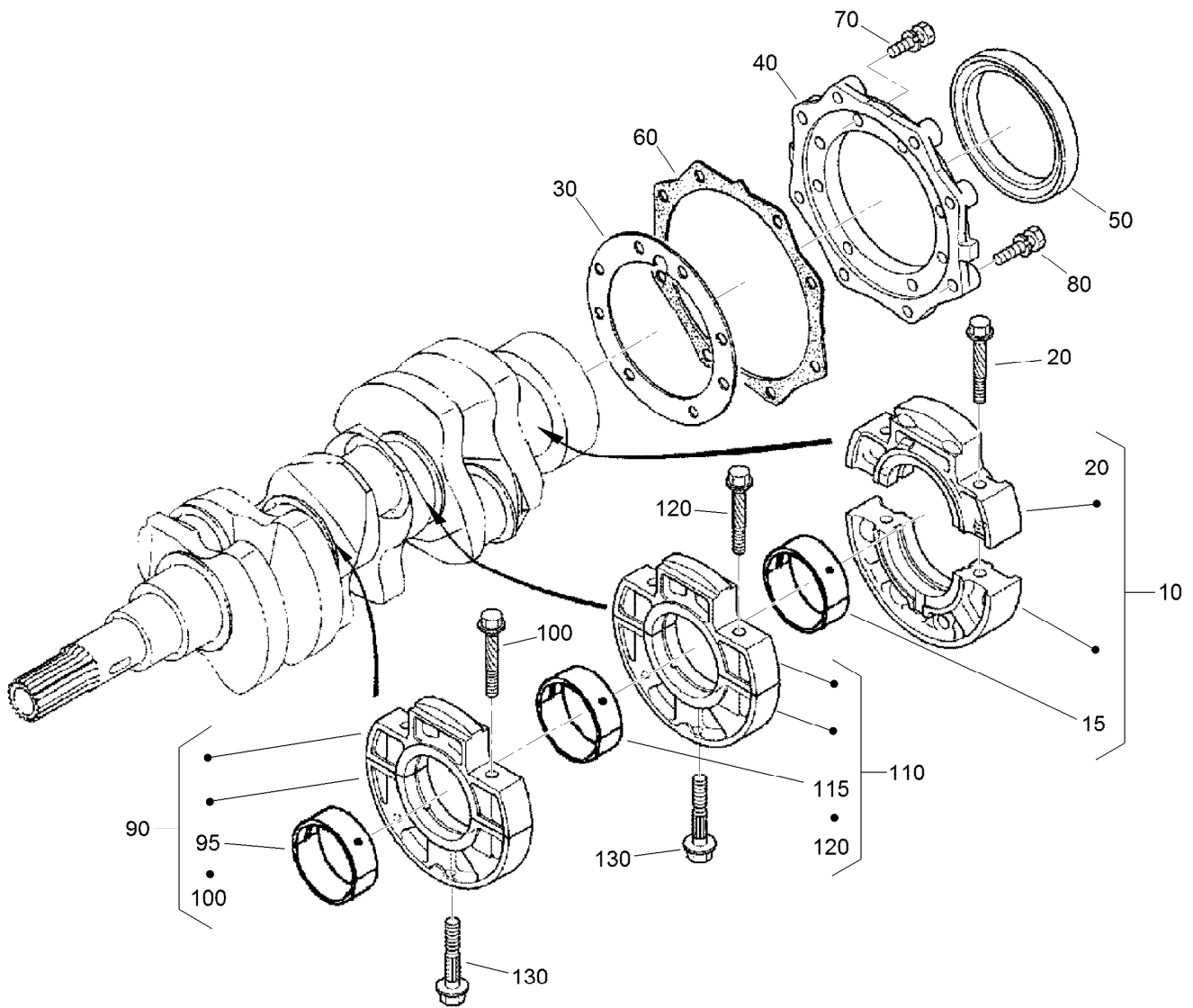
Cylinder Head Cover Assembly

<i>Ref.</i>	<i>Part Number</i>	<i>Qty.</i>	<i>Description</i>
10	125-9120	1	Tube-Breather
20	98-9579	2	Band-Pipe
30	125-9129	1	Cylinder Head Cover ASM
40	125-9117	1	Pipe-Breather
50	110-3846	1	O Ring-Breather
60	108-7060	1	Cover-Breather
70	98-9364	4	Screw (With Washer)
100	125-9130	1	Gasket-Cover, Head
110	108-7063	4	Bolt
120	107-9075	1	Plug-Filler, Oil
130	99-3446	1	O-Ring



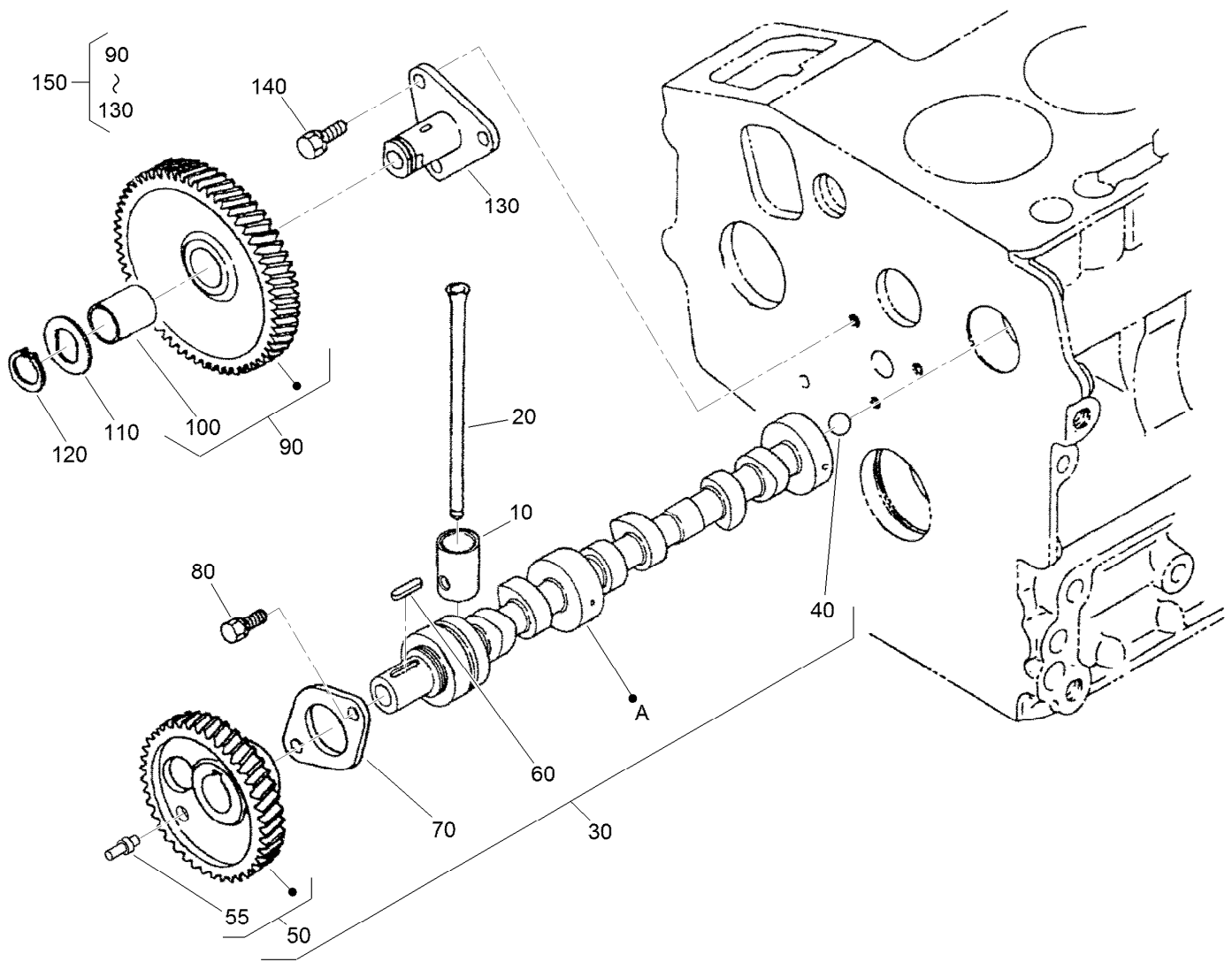
Dipstick, Guide and Oil Pump Assembly

<i>Ref.</i>	<i>Part Number</i>	<i>Qty.</i>	<i>Description</i>
10	100-2002	1	Oil Pump ASM
20	100-2003	1	Gasket-Pump, Oil
30	100-1923	3	Bolt
40	130-1419	1	Gear-Drive, Oil Pump
50	98-7658	1	Key-Feather
60	100-1779	1	Nut-Flange
70	110-3719	1	Gauge-Oil
80	105-4580	1	Guide-Gauge, Oil
90	110-3720	1	Plug-Gauge, Oil



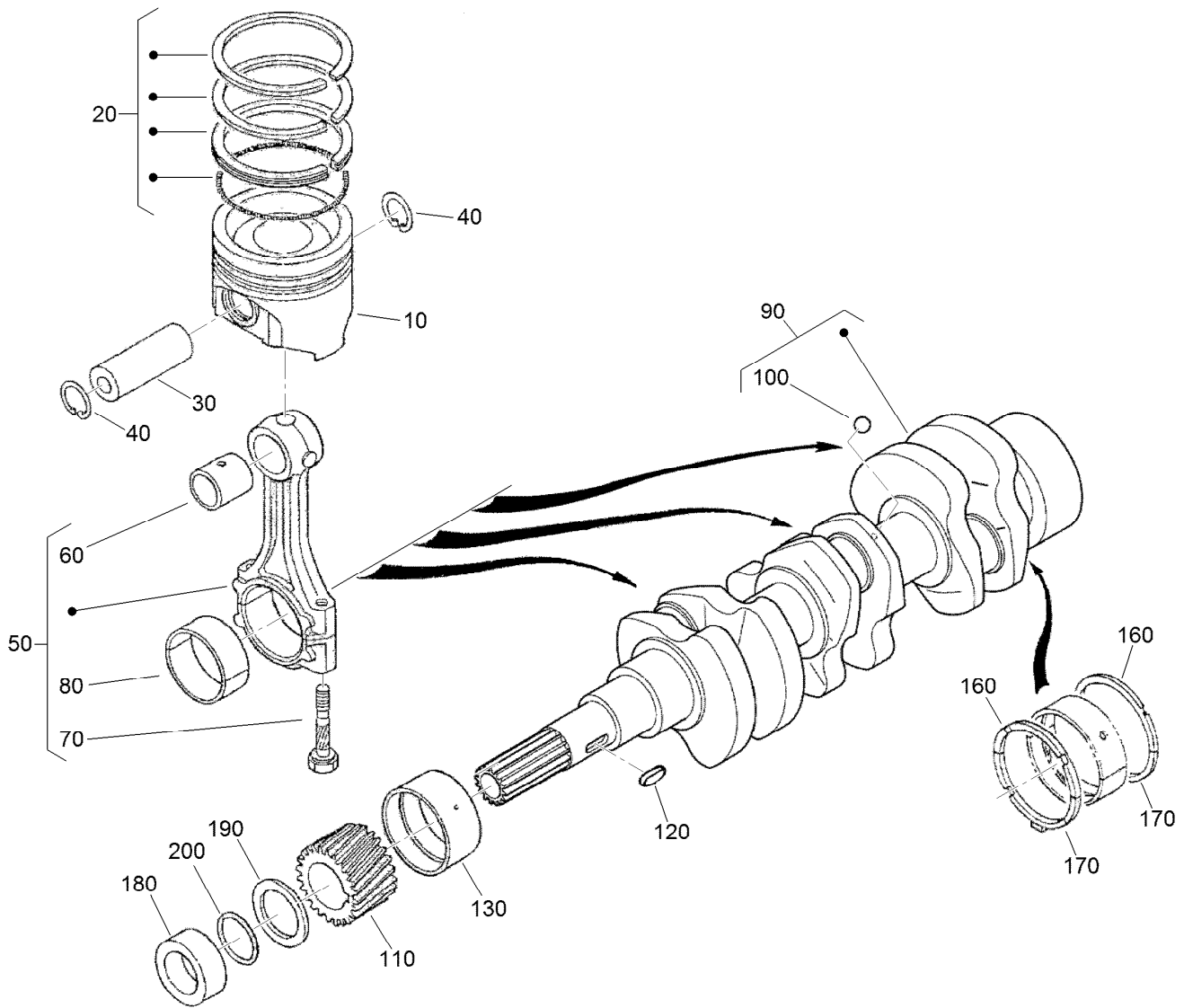
Main Bearing Case Assembly

Ref.	Part Number	Qty.	Description	Ref.	Part Number	Qty.	Description
10	121-2426	1	Bearing Case Wheel ASM	95	125-9083	1	Crankshaft Metal ASM (-0.20Mm)
15	110-3744	1	Crankshaft Metal ASM (STD)	95	110-3743	1	Crankshaft Metal ASM (-0.40Mm)
15	110-3745	1	Crankshaft Metal ASM (-0.20Mm)	100	110-3723	2	Bolt-Case, Bearing
15	110-3746	1	Crankshaft Metal ASM (-0.40Mm)	110	110-3725	1	Main Bearing Case ASM
20	110-3723	2	Bolt-Case, Bearing	115	110-3741	1	Crankshaft Metal ASM (STD)
30	100-1873	1	Gasket-Case, Bearing	115	125-9083	1	Crankshaft Metal ASM (-0.20Mm)
40	112-8334	1	Cover-Case, Bearing	115	110-3743	1	Crankshaft Metal ASM (-0.40Mm)
50	110-3724	1	Seal-Oil	120	110-3723	2	Bolt-Case, Bearing
60	100-1876	1	Gasket-Cover, Case	130	100-1874	2	Bolt-Case, Bearing
70	98-7568	8	Bolt				
80	100-1750	8	Bolt				
90	110-3725	1	Main Bearing Case ASM				
95	110-3741	1	Crankshaft Metal ASM (STD)				



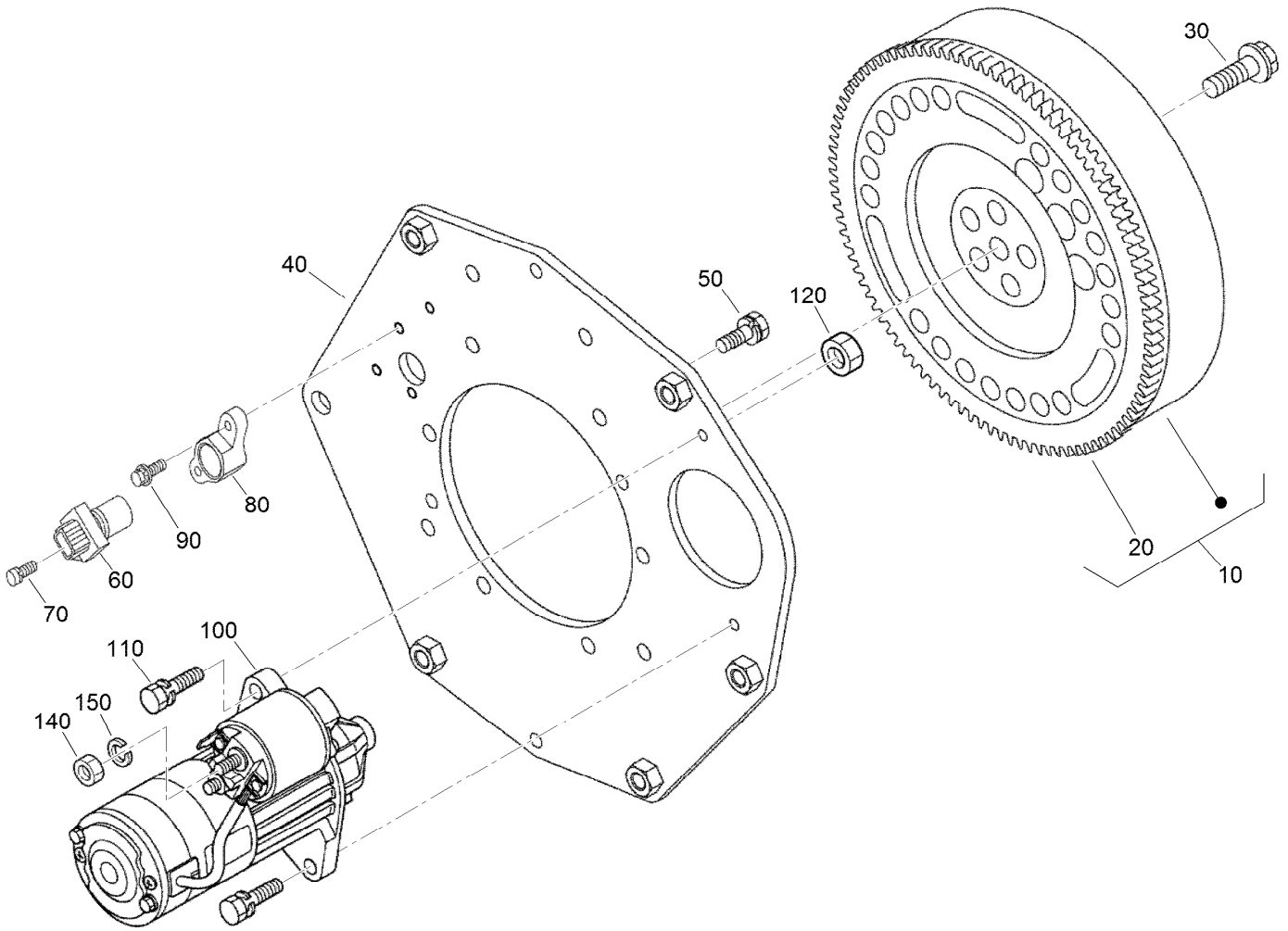
Cam Shaft and Idle Gear Shaft Assembly

<i>Ref.</i>	<i>Part Number</i>	<i>Qty.</i>	<i>Description</i>	<i>Ref.</i>	<i>Part Number</i>	<i>Qty.</i>	<i>Description</i>
10	110-3727	6	Tappet	80	98-9350	2	Bolt
20	100-1989	6	Rod-Push	90	121-2421	1	Idle Gear ASM
30	125-9131	1	Camshaft ASM	100	121-2422	1	Bushing
40	110-3729	1	Ball	110	100-1970	1	Collar-Gear, Idle
50	125-9132	1	Cam Gear ASM	120	100-1969	1	Ring-Snap
55	125-9133	2	Pin-Gear, Cam	130	100-1967	1	Shaft-Gear, Idle
60	98-9378	1	Key-Feather	140	100-1774	3	Bolt-Flange
70	100-1887	1	Stopper-Camshaft	150	100-2240	1	Idle Gear ASM



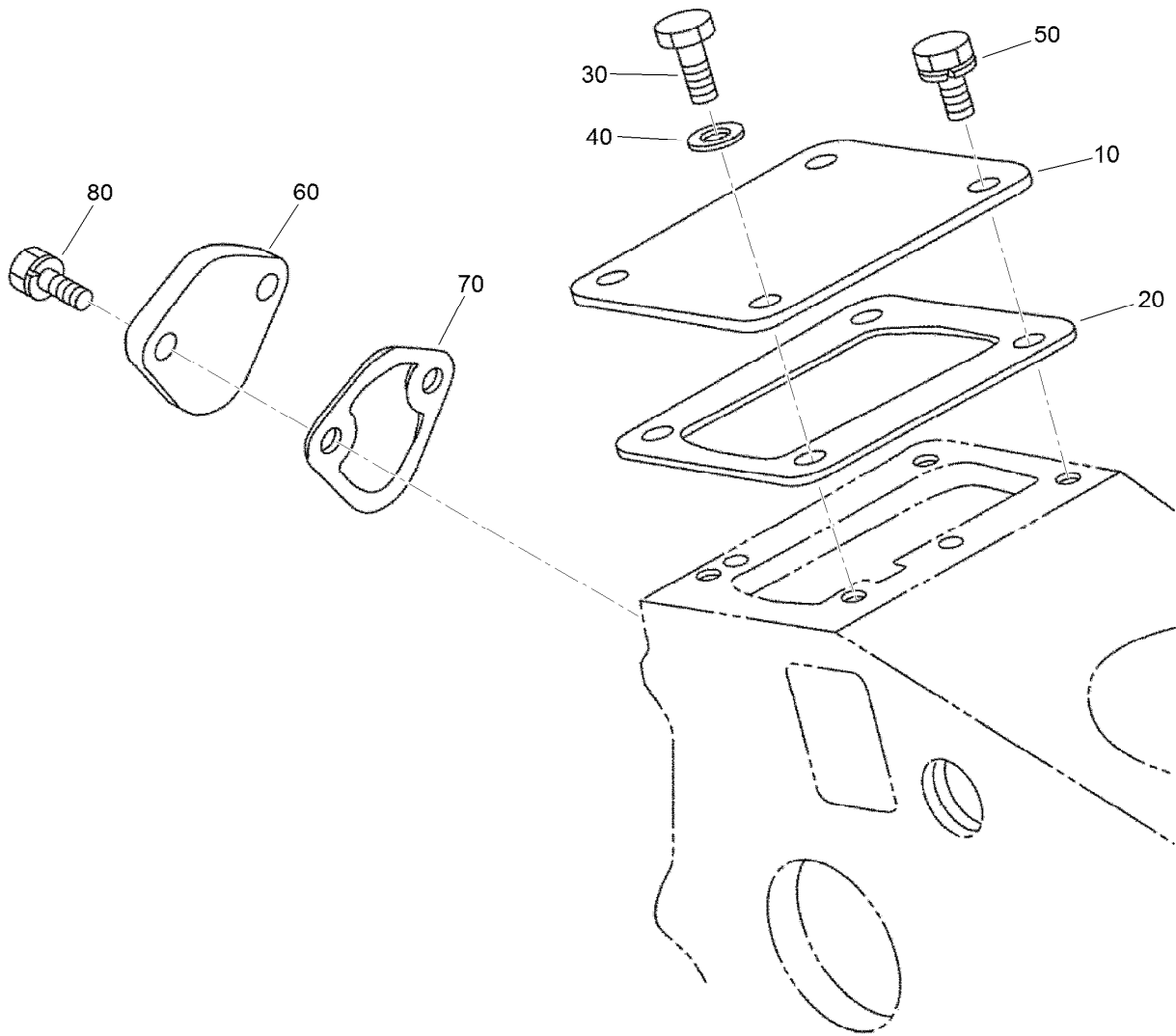
Piston and Crankshaft Assembly

<i>Ref.</i>	<i>Part Number</i>	<i>Qty.</i>	<i>Description</i>	<i>Ref.</i>	<i>Part Number</i>	<i>Qty.</i>	<i>Description</i>
10	125-9115	3	Piston (STD)	120	100-1752	1	Key-Feather
10	125-9116	3	Piston (+0.50Mm)	130	110-3738	1	Metal-Crankshaft (STD)
20	125-9134	3	Piston Ring ASM (STD)	130	110-3739	1	Metal-Crankshaft (-.0.20Mm)
20	125-9135	3	Piston Ring ASM (+0.50Mm)	130	110-3740	1	Metal-Crankshaft (-0.40Mm)
30	110-3734	3	Pin-Piston	160	100-1836	2	Metal-Side (STD)
40	100-1835	6	Circlip-Internal	160	100-1838	2	Metal-Side (+0.20Mm)
50	125-9070	3	Connecting Rod ASM	160	100-1839	2	Metal-Side (+0.40Mm)
60	110-3736	3	Bushing-Pin, Piston	170	117-0309	2	Metal-Side (STD)
70	100-1999	6	Bolt-Rod, Connecting	170	100-1840	2	Metal-Side (+0.2Mm)
80	100-2000	3	Metal-Crankpin (STD)	170	100-1841	2	Metal-Side (+0.4Mm)
80	100-1942	3	Metal-Crankpin (-0.20Mm)	180	100-1890	1	Collar-Crankshaft
80	100-1943	3	Metal-Crankpin (-0.40Mm)	190	100-1974	1	Slinger-Oil
90	117-0308	1	Crankshaft	200	100-2209	1	O-Ring
100	100-1791	3	Ball				
110	100-1891	1	Gear-Crankshaft				



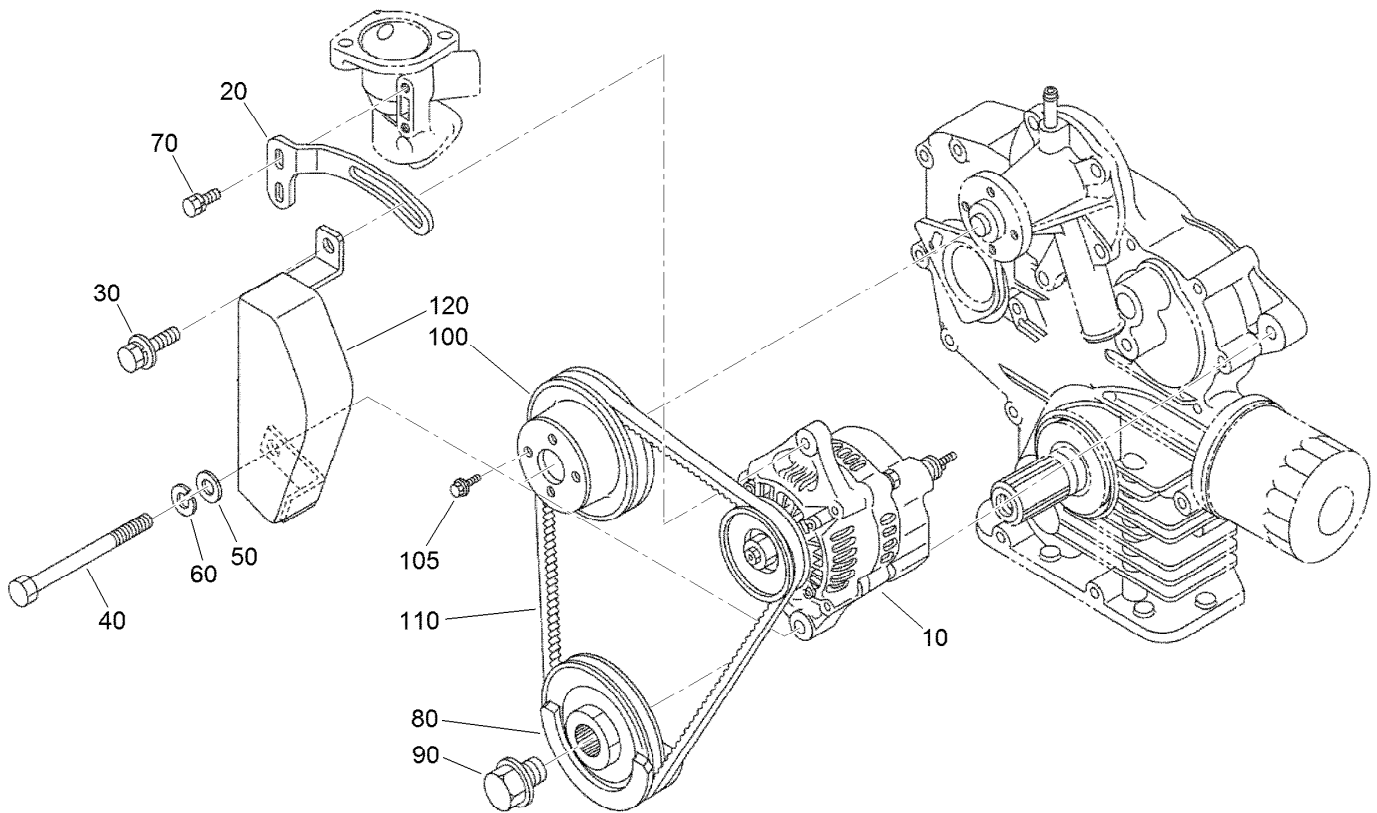
Flywheel, Starter and Sensor Switch Assembly

<i>Ref.</i>	<i>Part Number</i>	<i>Qty.</i>	<i>Description</i>
10	125-9153	1	Flywheel ASM
20	105-3722	1	Gear-Ring
30	125-9051	5	Bolt-Flywheel
40	125-9152	1	Plate-End, Rear
50	110-3754	10	Bolt
60	125-9103	1	Sensor Stick ASM
70	125-9094	1	Bolt-Flange
80	125-9144	1	Holder-Sensor
90	108-2873	1	Bolt-Flange
100	110-3800	1	Starter ASM
110	98-7697	2	Bolt
120	98-7534	2	Nut
140	98-7534	1	Nut
150	105-2893	1	Washer-Spring



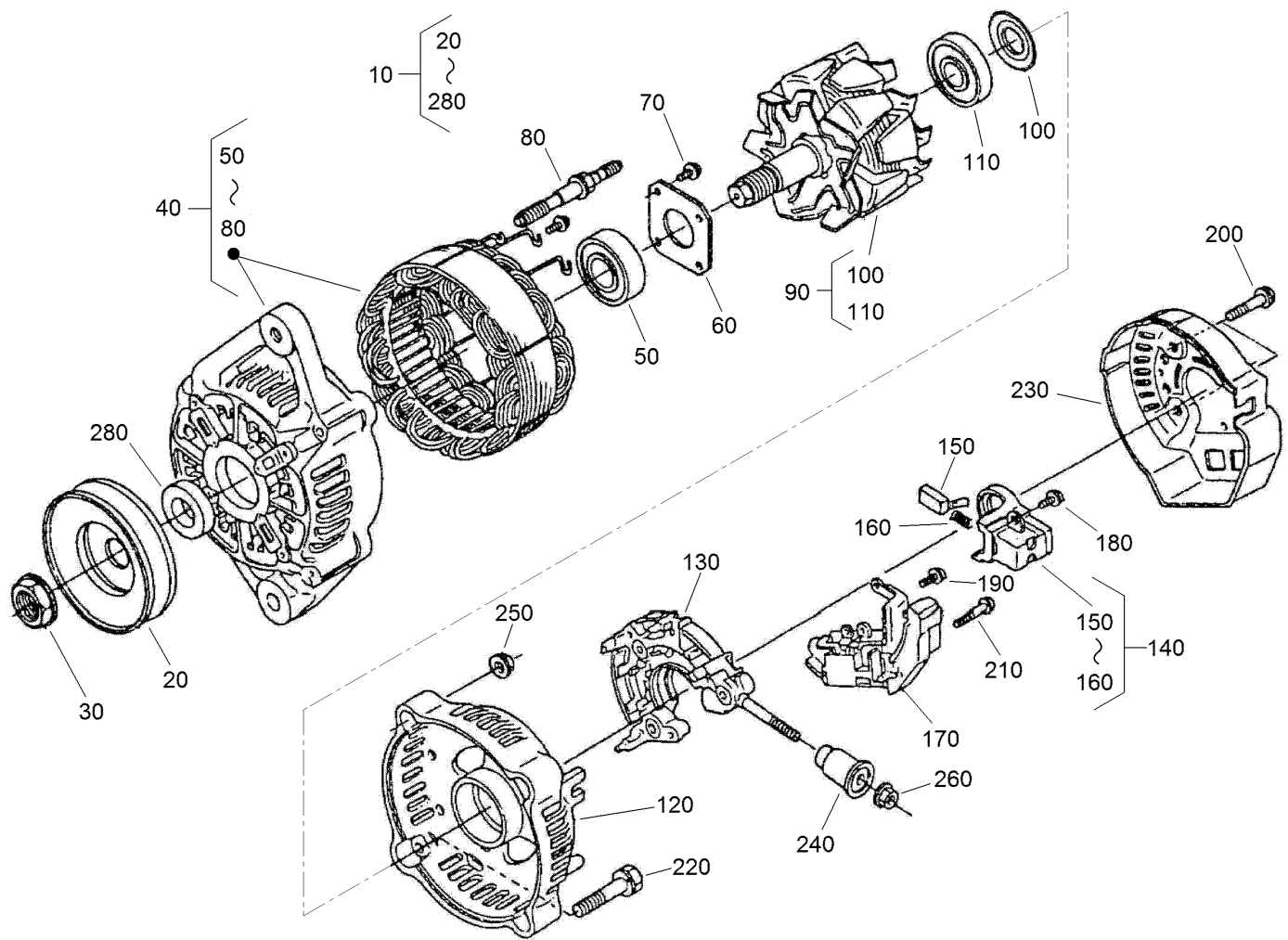
Injection and Fuel Pump Covers Assembly

<i>Ref.</i>	<i>Part Number</i>	<i>Qty.</i>	<i>Description</i>
10	125-9098	1	Cover
20	125-9105	1	Gasket
30	99-8348	1	Bolt
40	98-7654	1	Gasket
50	98-9350	3	Bolt
60	99-3514	1	Cover
70	98-9636	1	Gasket-Pump, Fuel
80	98-7692	2	Bolt



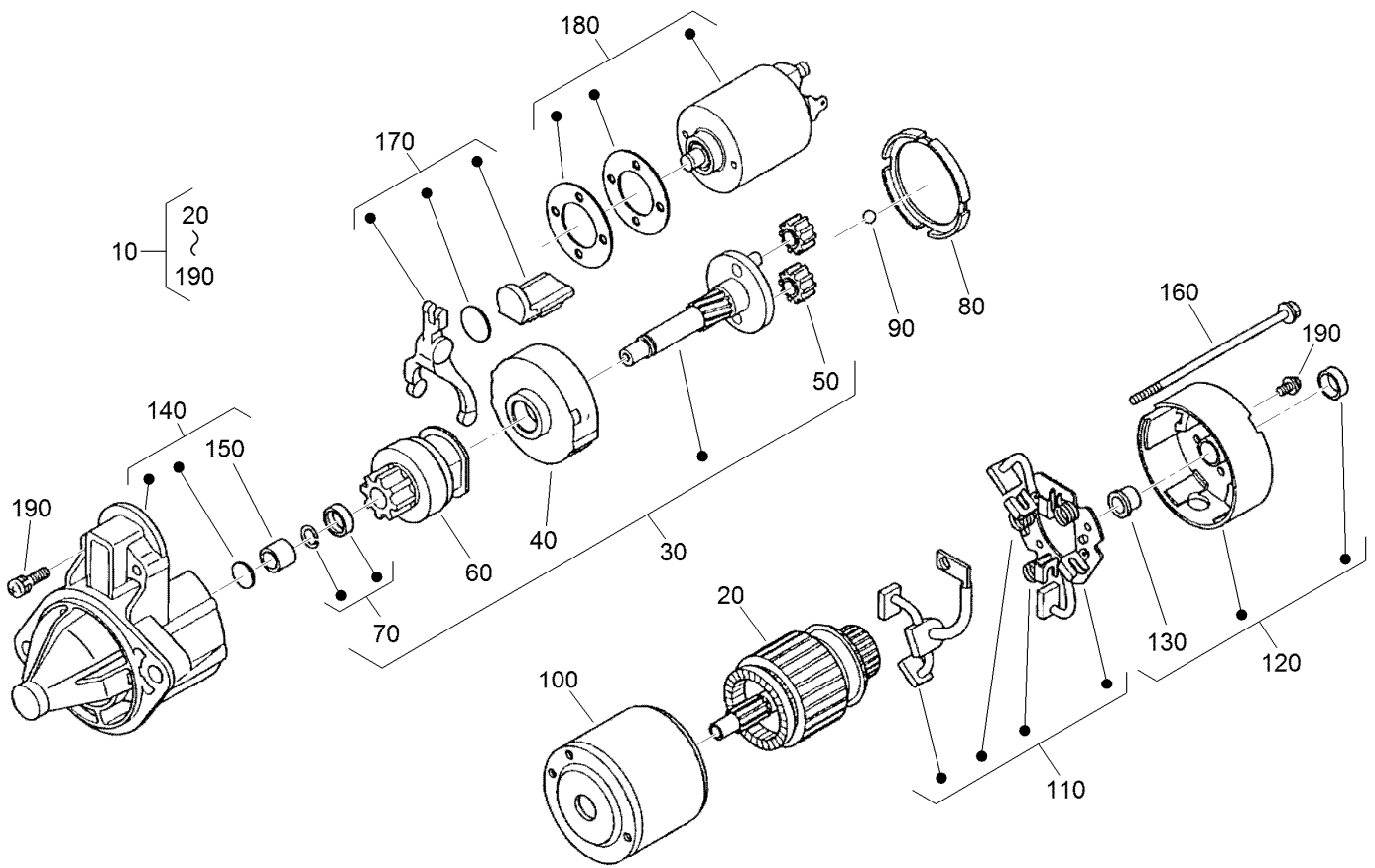
Alternator and Pulley Assembly

<i>Ref.</i>	<i>Part Number</i>	<i>Qty.</i>	<i>Description</i>
10	117-5541	1	60 Amp Alternator ASM
20	117-0314	1	Stay-Alternator
30	121-3800	1	Bolt-Sems
40	125-9091	1	Bolt-Hex
50	120-5832	1	Washer-Plain
60	105-2893	1	Washer-Spring
70	98-7692	2	Bolt
80	100-1921	1	Pulley-Fan
90	100-1978	1	Bolt
100	125-9154	1	Pulley-Drive, Fan
105	99-8363	4	Bolt-Flange
110	110-3796	1	Belt-V
120	117-0315	1	Cover-Alternator



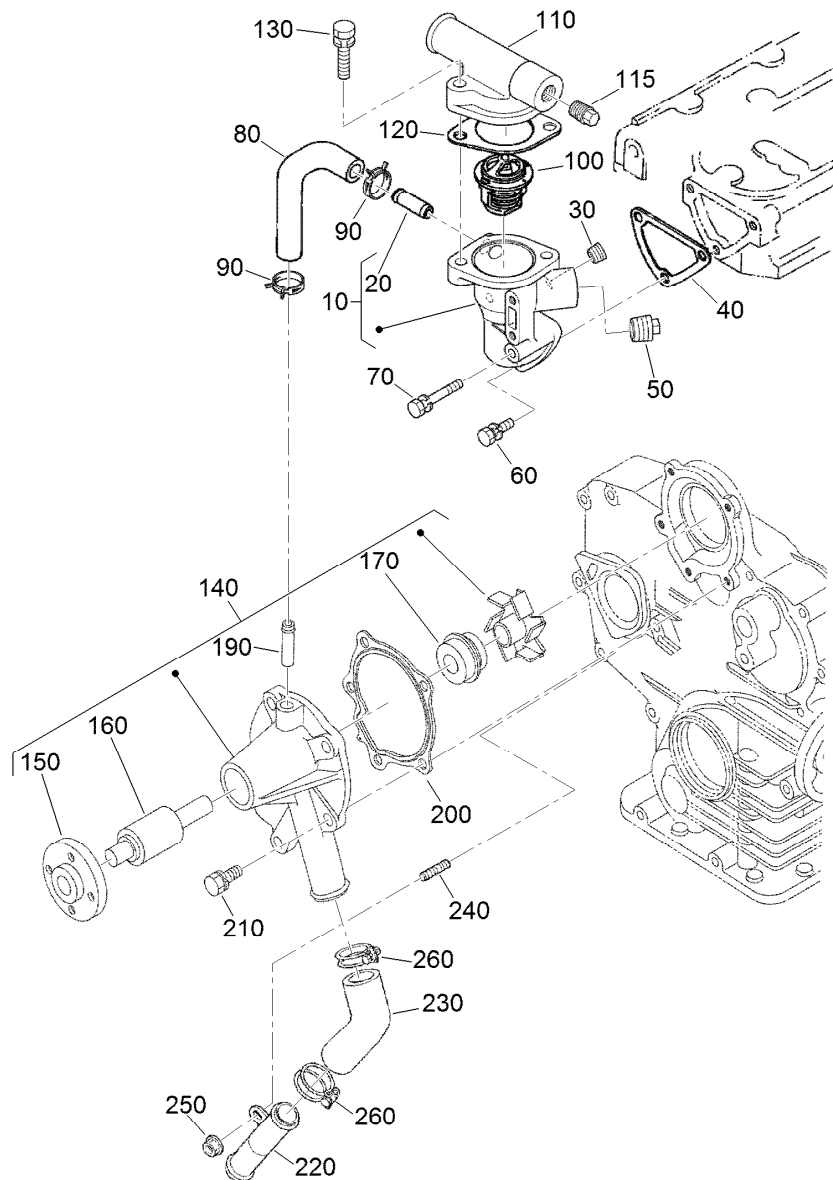
Alternator Components Assembly

<i>Ref.</i>	<i>Part Number</i>	<i>Qty.</i>	<i>Description</i>	<i>Ref.</i>	<i>Part Number</i>	<i>Qty.</i>	<i>Description</i>
10	117-5541	1	60 Amp Alternator ASM	150	98-7724	2	Brush
20	98-9453	1	Pulley-Dynamo	160	98-7725	2	Spring-Brush
30	98-7708	1	Nut	170	117-0319	1	Regulator ASM
40	117-0316	1	Drive End Frame ASM	180	98-7727	6	Screw-Head, Round
50	133-2811	1	Bearing	190	98-7728	1	Screw-Head, Round
60	98-7715	1	Plate-Retainer	200	98-7729	3	Bolt
70	98-7716	4	Screw-Head, Round	210	98-7726	2	Screw-Head, Round
80	98-7717	2	Bolt-Through	220	98-7731	2	Bolt
90	117-0317	1	Rotor ASM	230	117-0320	1	Cover-End
100	98-7711	1	Cover-Bearing	240	117-0321	1	Insulation-Brush
110	107-0138	1	Bearing-Ball	250	98-7730	2	Nut
120	133-2813	1	Frame-End	260	98-7732	1	Nut
130	117-0322	1	Holder	280	98-7709	1	Collar
140	107-0141	1	Brush Holder ASM				



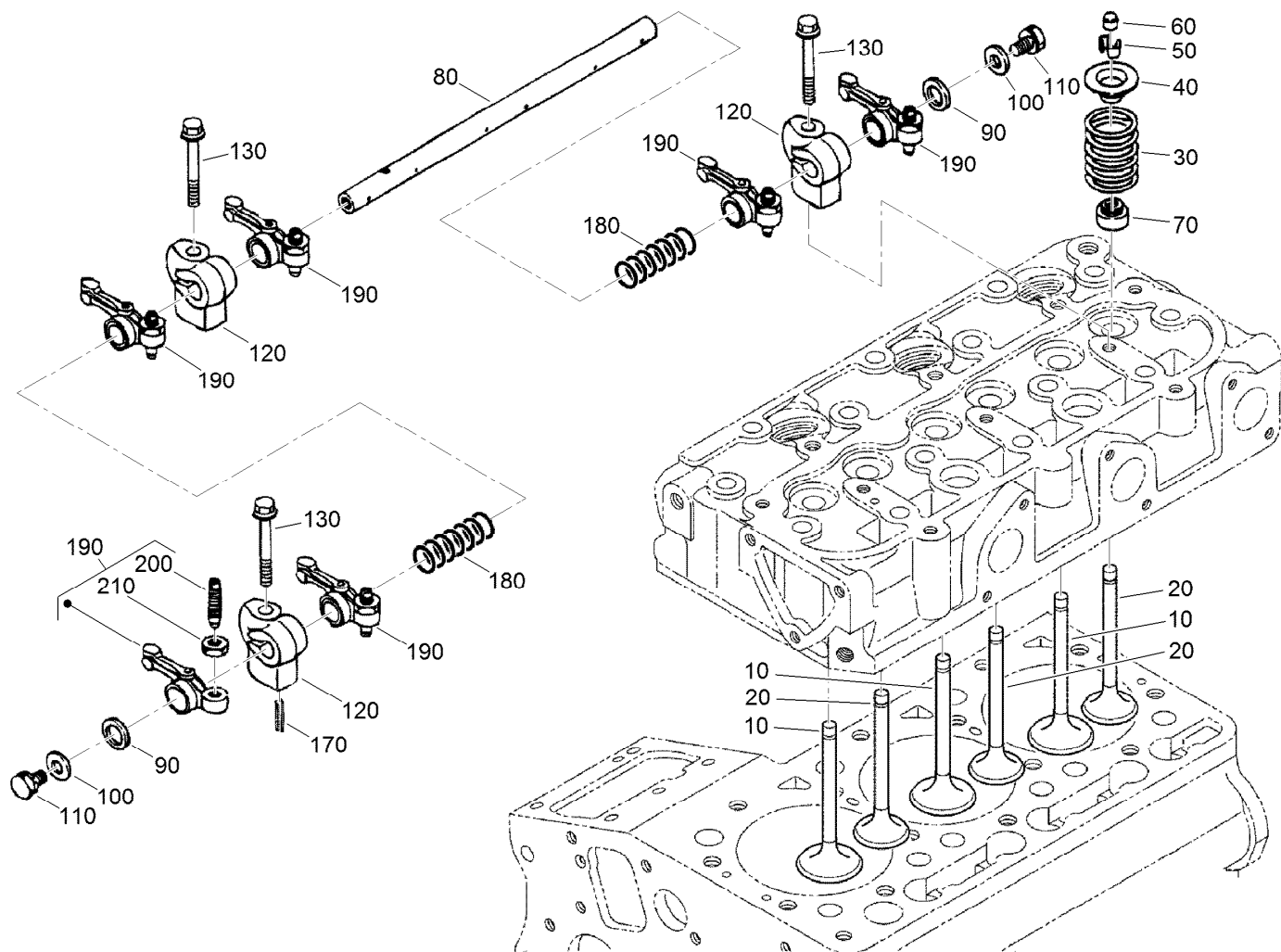
Starter Components Assembly

<i>Ref.</i>	<i>Part Number</i>	<i>Qty.</i>	<i>Description</i>	<i>Ref.</i>	<i>Part Number</i>	<i>Qty.</i>	<i>Description</i>
10	110-3800	1	Starter ASM	110	110-3810	1	Brush Holder ASM
20	110-3801	1	Armature	120	110-3811	1	Rear Bracket ASM
30	110-3802	1	Shaft ASM	130	110-3812	1	Bushing
40	120-3142	1	Gear-Internal	140	110-3813	1	Front Bracket ASM
50	110-3804	3	Gear-Planetary	150	110-3814	1	Bushing
60	110-3805	1	Clutch-Running, Over	160	110-3815	2	Bolt
70	110-3806	1	Stopper	170	110-3816	1	Fork Lever ASM
80	120-3143	1	Gasket	180	125-9099	1	Switch-Magnetic
90	110-3808	1	Ball	190	110-3818	1	Screws (Set Of 4)
100	110-3809	1	Yoke				



Thermostat and Water Pump Assembly

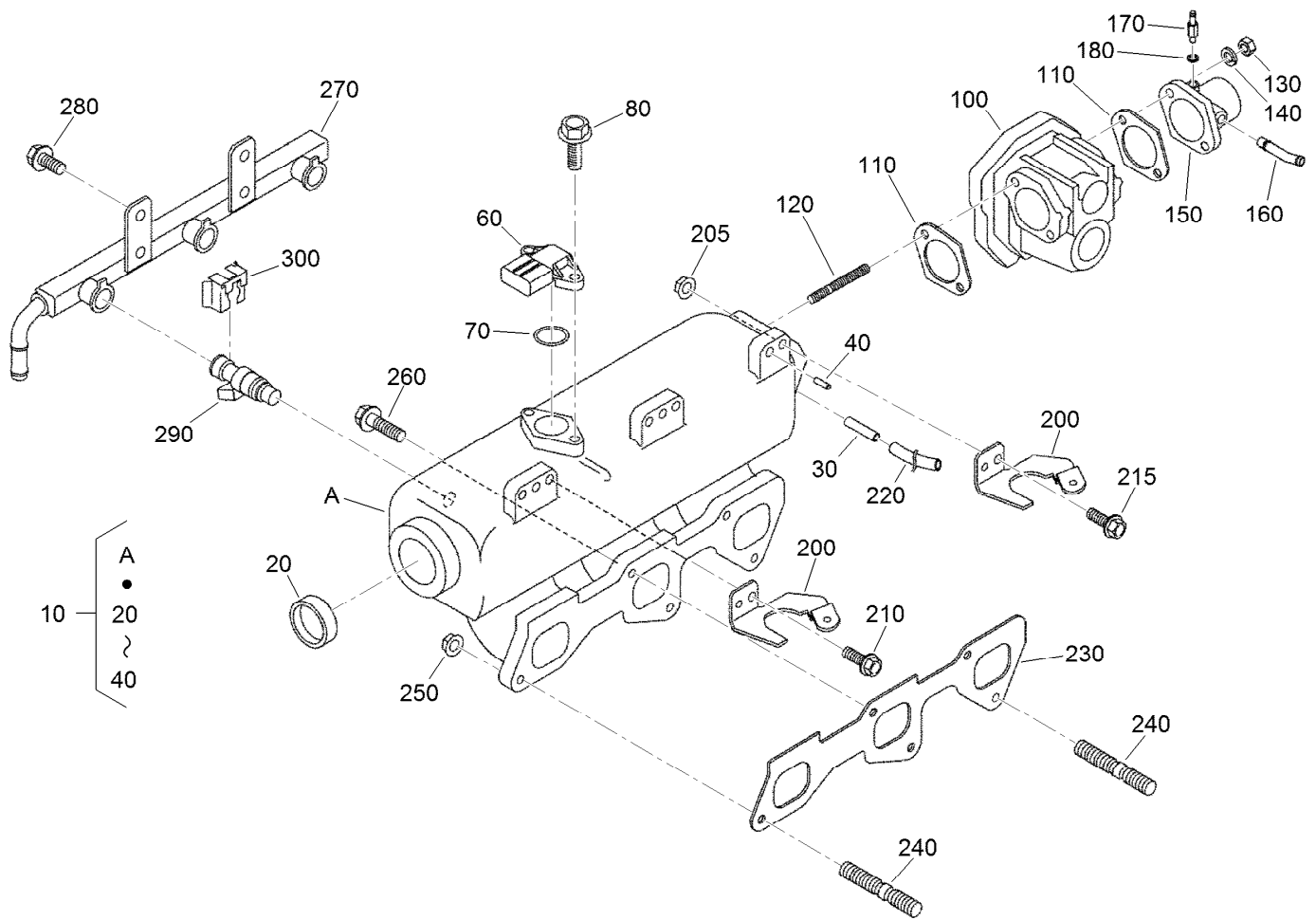
<i>Ref.</i>	<i>Part Number</i>	<i>Qty.</i>	<i>Description</i>	<i>Ref.</i>	<i>Part Number</i>	<i>Qty.</i>	<i>Description</i>
10	110-3819	1	Water Flange ASM	130	98-7777	2	Bolt
20	98-9580	1	Pipe-Return, Water	140	110-3824	1	Water Pump ASM
30	98-9444	1	Plug	150	100-1933	1	Flange-Pump, Water
40	110-3820	1	Gasket-Flange, Water	160	100-1934	1	Bearing-Ball
50	110-3821	1	Plug	170	99-3518	1	Water Pump Seal ASM
60	98-7692	2	Bolt	190	100-1932	1	Pipe-Return, Water
70	105-3797	1	Bolt	200	117-0330	1	Gasket-Pump, Water
80	110-3822	1	Pipe-Return, Water	210	100-1750	4	Bolt
90	121-3835	2	Clamp-Hose	220	100-1918	1	Pipe-Water
100	98-7778	1	Thermostat ASM	230	110-3827	1	Pipe-Water
110	120-7575	1	Cover-Thermostat	240	100-1924	1	Stud
115	125-9079	1	Plug	250	100-2203	1	Nut-Flange
120	105-3748	1	Gasket-Thermostat	260	110-3828	2	Band-Pipe



Valve and Rocker Arm Assembly

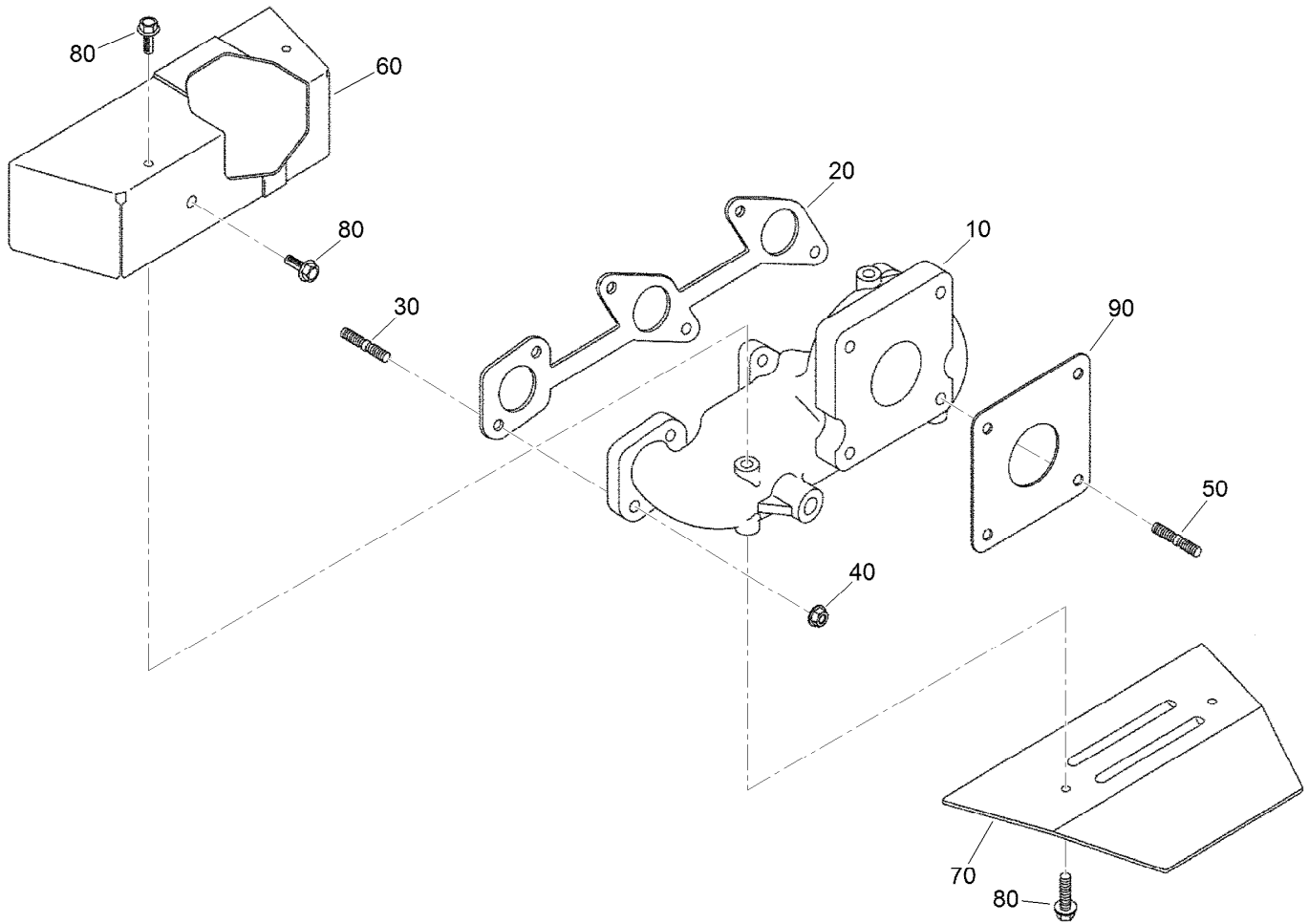
Ref.	Part Number	Qty.	Description
10	125-9106	3	Valve-Inlet
20	125-9114	3	Valve-Exhaust
30	100-1823	6	Spring-Valve
40	100-1825	6	Retainer-Spring, Valve
50	120-3136	6	Collet-Spring, Valve
60	100-2155	6	Cap-Valve
70	125-9128	6	Seal-Stem, Valve
80	110-3831	1	Shaft-Arm, Rocker
90	100-2044	2	Washer

Ref.	Part Number	Qty.	Description
100	100-1927	2	Washer-Plain
110	100-1762	2	Bolt
120	110-3833	3	Bracket-Arm, Rocker
130	110-3834	3	Bolt-Flange
170	98-7602	1	Pin-Spring
180	110-3835	2	Spring
190	100-1884	6	Rocker Arm ASM
200	100-1885	6	Screw-Adjusting
210	100-1827	6	Nut



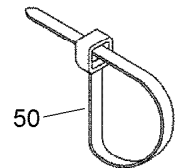
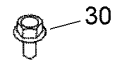
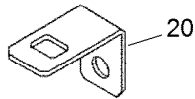
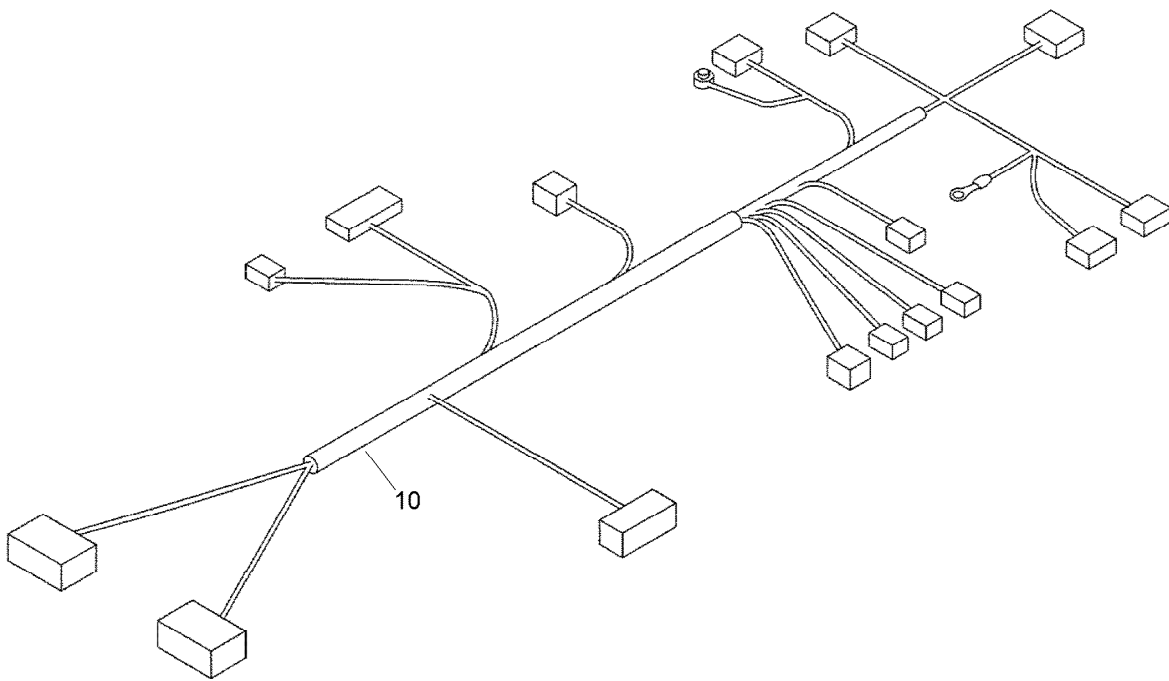
Inlet Manifold Assembly

Ref.	Part Number	Qty.	Description	Ref.	Part Number	Qty.	Description
10	125-9122	1	Intake Manifold ASM	180	98-7654	1	Gasket
20	98-7539	1	Cap-Sealing	200	125-9146	3	Stay-Coil, Ignition
30	125-9158	1	Pin-Pipe	205	100-2203	1	Nut-Flange
40	98-9375	3	Pin-Straight	210	99-8363	2	Bolt-Flange
60	125-9110	1	Sensor (Tmap)	215	105-3789	1	Bolt
70	125-9112	1	O Ring	220	125-9097	1	Tube-Fuel
80	125-9111	2	Bolt-Flange	230	125-9123	1	Gasket-Manifold, Intake
100	125-9136	1	Throttle Body ASM	240	125-9092	2	Stud
110	125-9104	2	Gasket-Cleaner, Air	250	100-2203	2	Nut-Flange
120	125-9093	2	Stud	260	98-9352	3	Bolt
130	98-7534	2	Nut	270	125-9137	1	Rail-Ignition, Fuel
140	105-2893	2	Washer-Spring	280	98-7692	2	Bolt
150	125-9121	1	Flange-Cleaner, Air	290	125-9107	3	Injector
160	110-3837	1	Pipe-Breather	300	125-9138	3	Stopper-Injector
170	98-9431	1	Screw-Bleeder, Air				



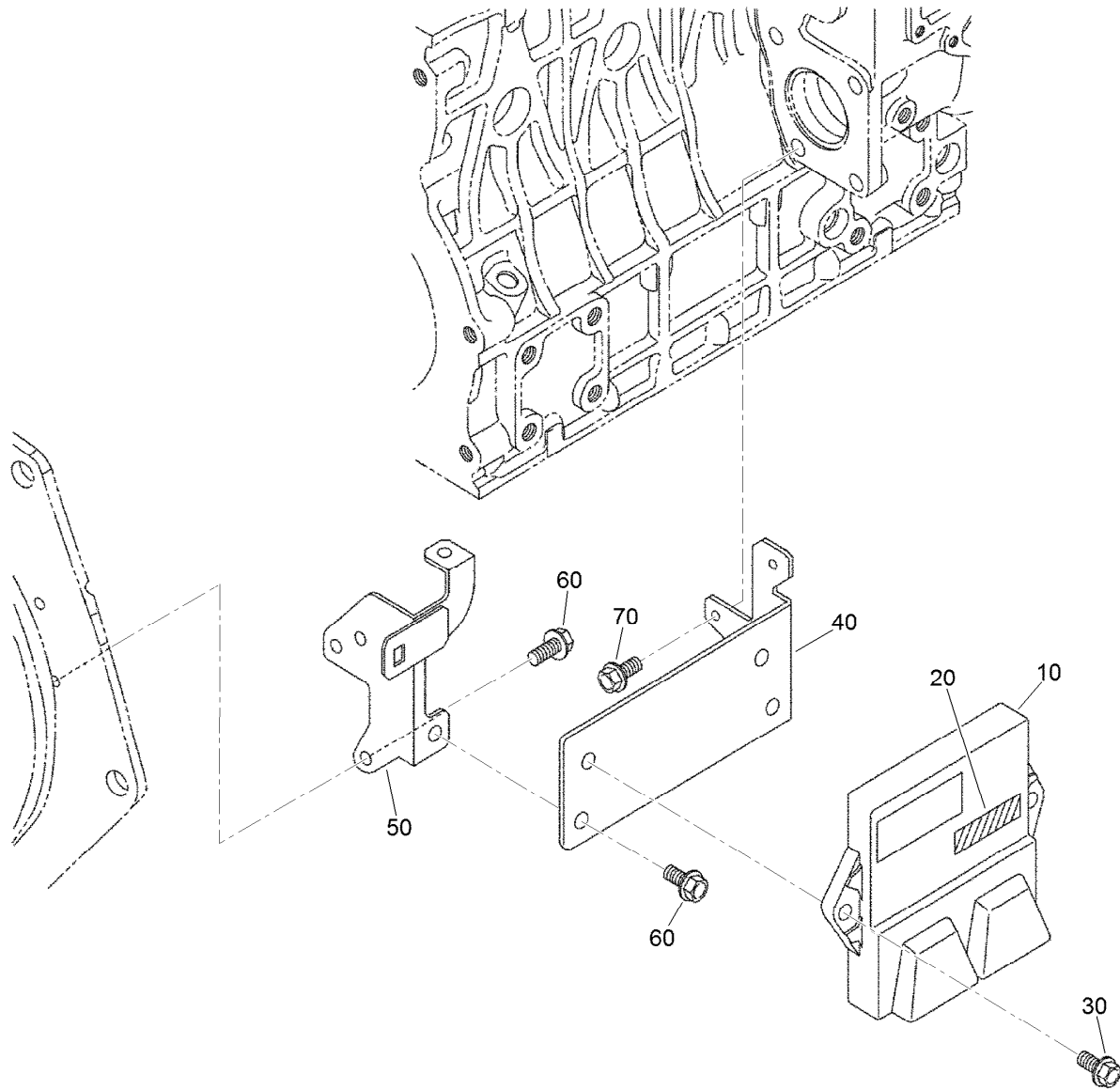
Exhaust Manifold Assembly

Ref.	Part Number	Qty.	Description
10	125-9125	1	Manifold-Exhaust
20	110-3840	1	Gasket-Manifold, Exhaust
30	125-9149	6	Bolt-Stud
40	100-1778	6	Nut
50	125-9100	4	Stud
60	125-9126	1	Cover-Upper
70	125-9127	1	Cover-Lower
80	125-9090	5	Bolt
90	125-9108	1	Gasket-Muffler



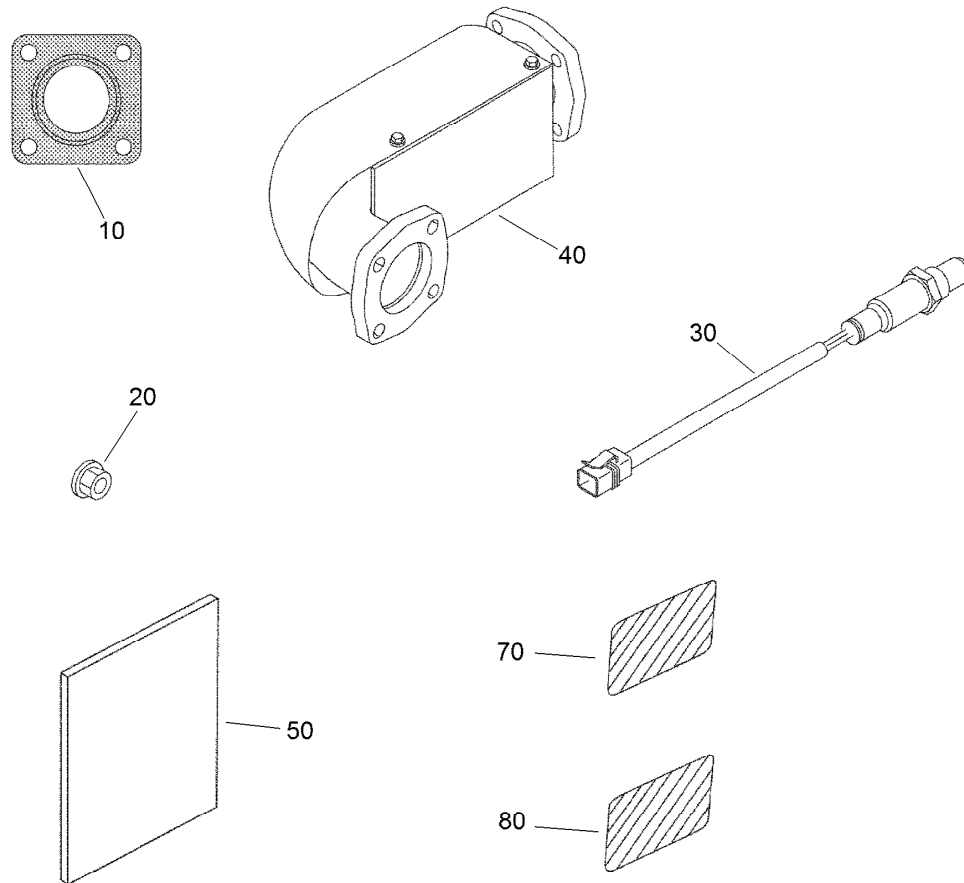
Wire Harness Assembly

<i>Ref.</i>	<i>Part Number</i>	<i>Qty.</i>	<i>Description</i>
10	125-9143	1	Harness-Wire, E C U
20	125-9157	1	Stay-Boom, Harness
30	115-8504	1	Bolt-Flange
50	125-9101	2	Band-Cord



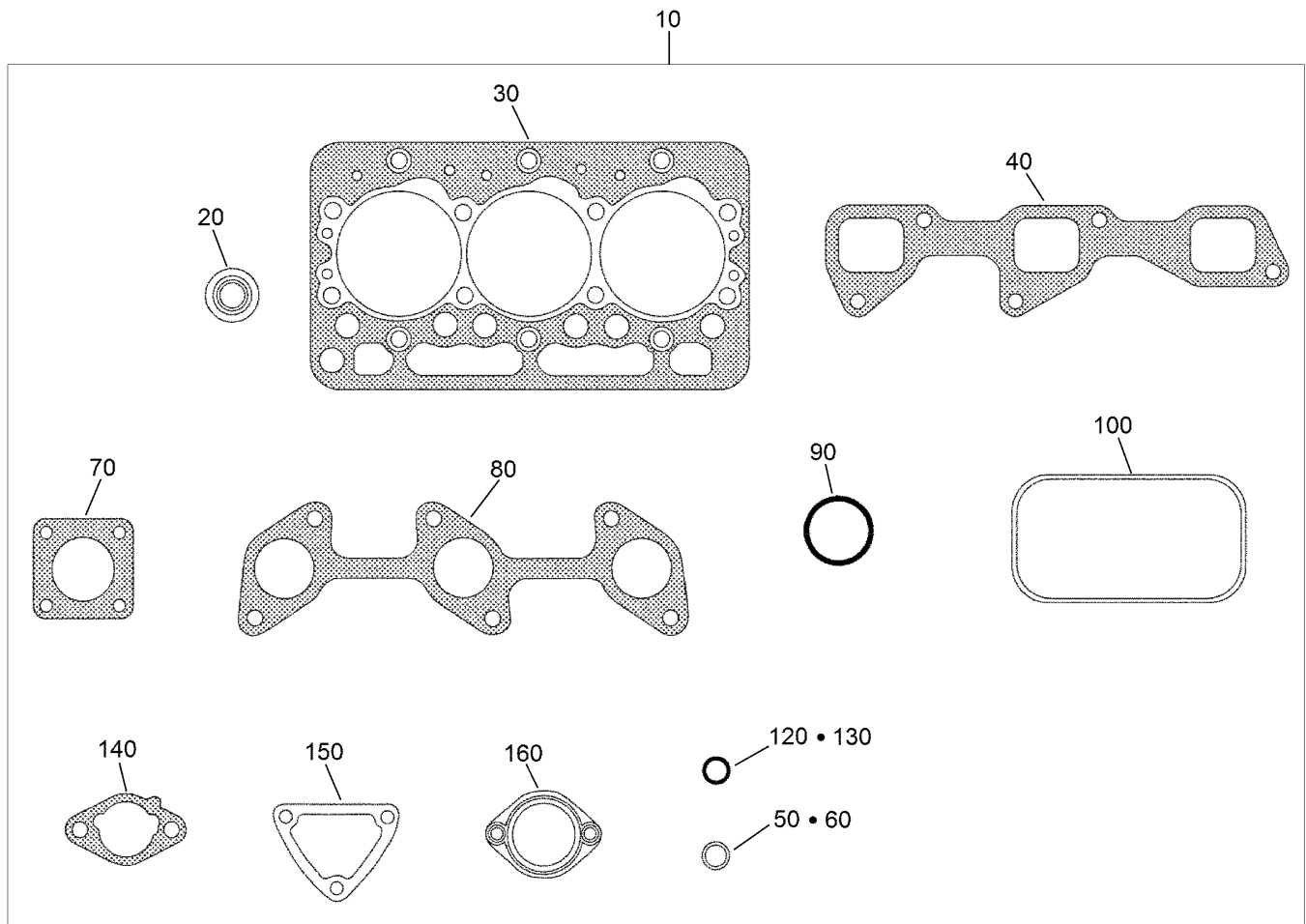
Electronic Control Unit Assembly

<i>Ref.</i>	<i>Part Number</i>	<i>Qty.</i>	<i>Description</i>
10	125-9156	1	E C U ASM
20	125-9147	1	Label
30	108-2873	2	Bolt-Flange
40	125-9140	1	Stay-E C U
50	125-9141	1	Stay-E C U
60	100-1774	3	Bolt-Flange
70	115-8504	2	Bolt-Flange



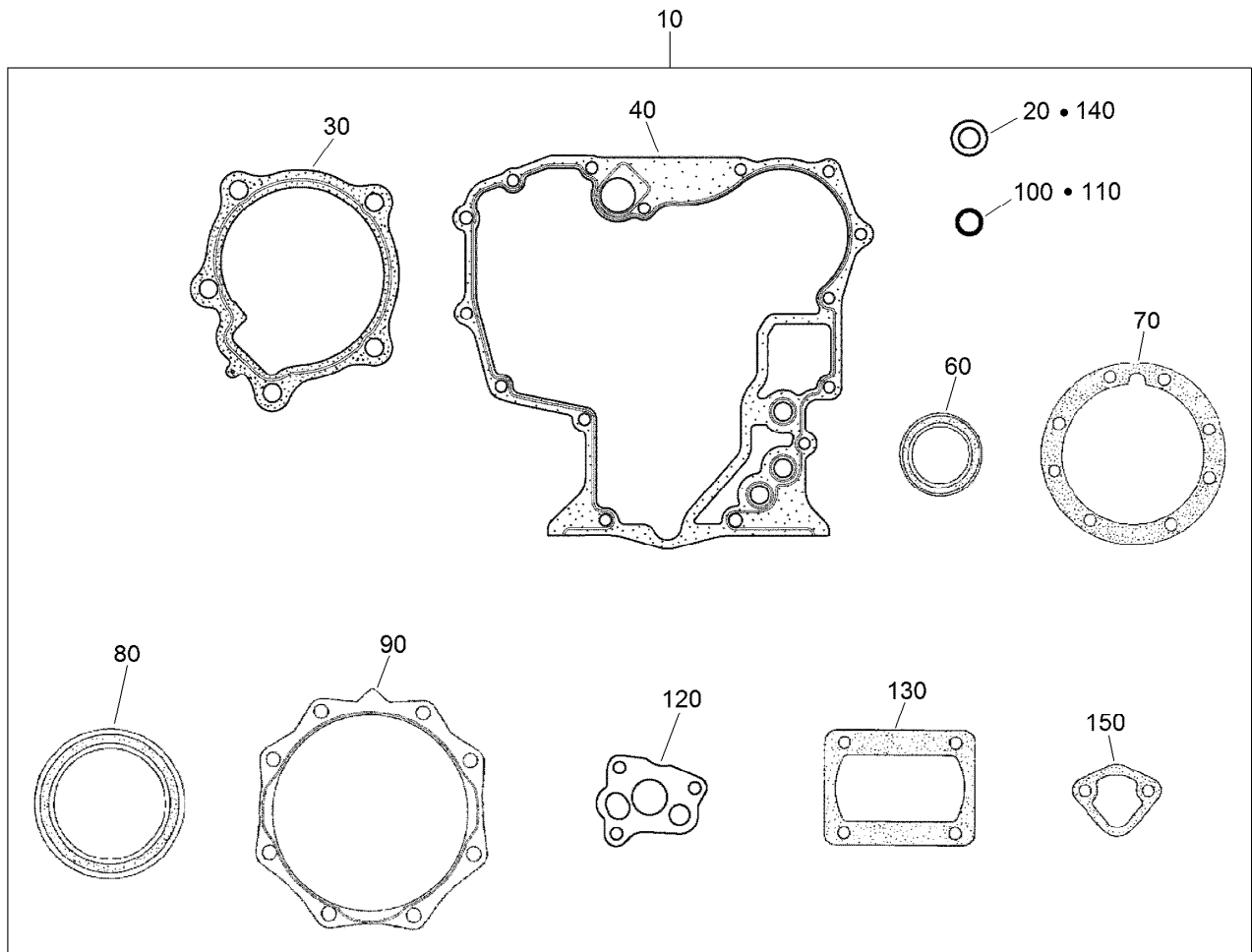
Operator Manual and Miscellaneous Engine Parts

<i>Ref.</i>	<i>Part Number</i>	<i>Qty.</i>	<i>Description</i>
10	125-9108	1	Gasket-Muffler
20	125-9095	4	Nut
30	121-3511	1	Sensor-O2 F/W
40	125-9118	1	Converter-Catalytic (F/W Engine)
50	125-9148	1	Operator Manual
70	110-0806	1	Decal-Caution
80	110-3843	1	Label-Instruction



Upper Engine Gasket Kit

Ref.	Part Number	Qty.	Description
10	125-9150	1	Upper Gasket Kit
20	125-9128	6	Seal-Stem, Valve
30	125-9113	1	Gasket-Head
40	125-9123	1	Gasket-Manifold, Intake
50	125-9112	1	O Ring
60	99-3446	1	O-Ring
70	125-9108	1	Gasket-Muffler
80	110-3840	1	Gasket-Manifold, Exhaust
90	110-3846	1	O Ring-Breather
100	125-9130	1	Gasket-Cover, Head
120	125-9096	1	Gasket
130	98-7654	1	Gasket
140	125-9104	2	Gasket-Cleaner, Air
150	110-3820	1	Gasket-Flange, Water
160	105-3748	1	Gasket-Thermostat



Lower Engine Gasket Kit

Ref.	Part Number	Qty.	Description
10	125-9155	1	Lower Gasket Kit
20	98-7524	1	Gasket
30	117-0330	1	Gasket-Pump, Water
40	117-0327	1	Gasket-Case, Gear
60	120-7852	1	Seal-Oil
70	100-1873	1	Gasket-Case, Bearing
80	110-3724	1	Seal-Oil
90	100-1876	1	Gasket-Cover, Case
100	100-2209	1	O-Ring
110	105-3776	1	O-Ring
120	100-2003	1	Gasket-Pump, Oil
130	125-9105	1	Gasket
140	98-7654	1	Gasket
150	98-9636	1	Gasket-Pump, Fuel

Attachments and Accessories

For 07386 Workman HDX 4-Wheel Drive Utility Vehicle with Bed

Product Name	Model/Part
Pro Sweep Turf Sweeper	07068
High-Flow Hydraulic Kit	07316
Spreader Base Unit	41253
Vicon Spreader	41256
Bed Liner	07331
Automatic Tailgate Release Kit	92-1220
Topdresser 1800	44225
Topdresser 1800 Lift Kit	92-4452
Hitch ASM.....	131-3462
4-Wheel Drive Wire Harness Kit	132-6774
ProCore Processor	09749
Topdresser 2500	44507
Core Harvester Adapter Kit.....	44242
Synthetic Turf Conditioner, Tow-Behind Accessory.....	08791
Rear PTO Kit	07419
Multi Pro WM Turf Sprayer.....	41240
Front Differential Interrupter Kit.....	121-6337
Cab Kit.....	07392
Door Kit with Sliding Window	07393
Beacon Kit	130-5484
Heater Kit.....	07349
12 Inch Rear Wheel Weights	81115
Exterior Mirror Kit.....	130-5448
Worklight Kit	117-4827
Backup Alarm Kit	107-8037
High Air Intake Kit	121-6285
Hand Throttle Kit.....	07388
Side Mirror Kit.....	115-7849
Tailpipe Extension Kit.....	127-7397
Fold Down Side Kit	07303
Tire-Rear, 24x13-12.....	110-5132
Tire-Rear, 23x8.50-12.....	98-2993
Spark Arrestor Screen	94-8157
PTO Over Running Clutch Kit	92-2655
Fuse Block.....	92-2641
1/3 Area Cover Kit	127-8739
Remote Hydraulic Float Kit	117-4828
Canopy	07372
Windshield	07373
Full Area Flatbed	07301
Full Area Flatbed Side Kit	07302
Premium ATF (Drum).....	108-1185
Premium ATF (Pail)	108-1186
Premium All Purpose Grease (Tube)	108-1190
Horn Kit.....	115-7825
Remote Hydraulics Manifold Kit.....	110-2626

Attachments and Accessories (continued)

Roll-Over Protection System Signal Kit.....	117-4825
4 Post Roll-Over Protection System.....	07378
Receiver Hitch Kit	117-4831
Trailer Signal Kit	117-4836
Trailer Brake Kit.....	125-0123
Tire and Wheel Asm	131-8432
Manual 4-Wheel Drive Control Kit.....	119-0817
Canopy for Four-Post Roll-Over Protection System Kit.....	119-9457
Tire-Rear, Industrial	99-1091
Wheel-12in x 8.0in	114-8260
Road Light and Homologation Kit	120-5030
Brake and Signal Light Kit.....	120-5045
ProPass 200 Top Dresser with Twin Spinner and Wireless Control	44751
ProPass 200 Top Dresser with Twin Spinner	44701
Pro Force Debris Blower.....	44553
Pro Force Debris Blower.....	44552
Work Light Kit	130-5485
Interior Mirror Kit.....	130-5449
Windshield Washer Fluid Kit, 2015 and after Workman MD/HD Series Utility Vehicle	130-5615
LED Worklight Kit.....	133-0554
ROPS Beacon Kit	133-0609
Aggressive Tire Kit.....	07422
Bracket-light, Canopy	133-0627
Pro Force Debris Blower.....	44554
Wheel/Tire ASM, A404 (20X9-12)Smooth	136-6334
Wheel/Tire ASM, A404 (24X12-12)Smooth	136-6335
Wheel/Tire ASM, A502 (20X9-12)Semi-Aggressive	136-6308
Wheel/Tire ASM, K502 (24X12-12)Semi-Aggressive.....	136-6309
Hand Throttle Kit, Serial Number 400000000 and After Workman HDX Utility Vehicle.....	07408
Wireless Hourmeter.....	115-4754
Wireless Hourmeter Kit.....	138-5655

Notes:

Notes:

Notes:



Count on it.