



# Reelmaster<sup>®</sup> 5200D 2WD

## Traction Unit

Model No. 03540-20000201 and Up

## Parts Catalog

---

### Ordering Replacement Parts

To order replacement parts, please supply: the part number, the quantity, and the description of each part desired.

### Understanding Reference Numbers

Each identified part in an illustration has a reference number. The reference number for a part also appears in the parts list, along with other information about the part.

This catalog uses two special reference number formats, one to indicate parts in a service assembly and another to indicate the quantity of a given part in an illustration.

### Service Assembly Reference Numbers

Parts in service assemblies have reference numbers in the form **a:b**. The **a** represents the reference number of the entire service assembly and the **b** represents a sequential number unique to each part within the service assembly.

For example, a wheel assembly might be identified by reference number **6**, the tire by **6:1**, the valve by **6:2**, and the wheel by **6:3**. When you order the assembly identified by reference number **6**, you receive all parts identified by reference numbers **6:1**, **6:2**, and **6:3**. However, you may also order any part individually.

Reference numbers of this type appear in illustrations and in part lists.

### Reference Numbers Indicating Quantity

In an illustration, if a reference number indicates more than one part, the reference number has the form **nX y**. The **n** represents the quantity of the part, the **X** is the multiplication symbol, and the **y** represents the reference number.

For example, in an illustration, the reference number **2X 37** means that two of the parts identified by reference number **37** are indicated.

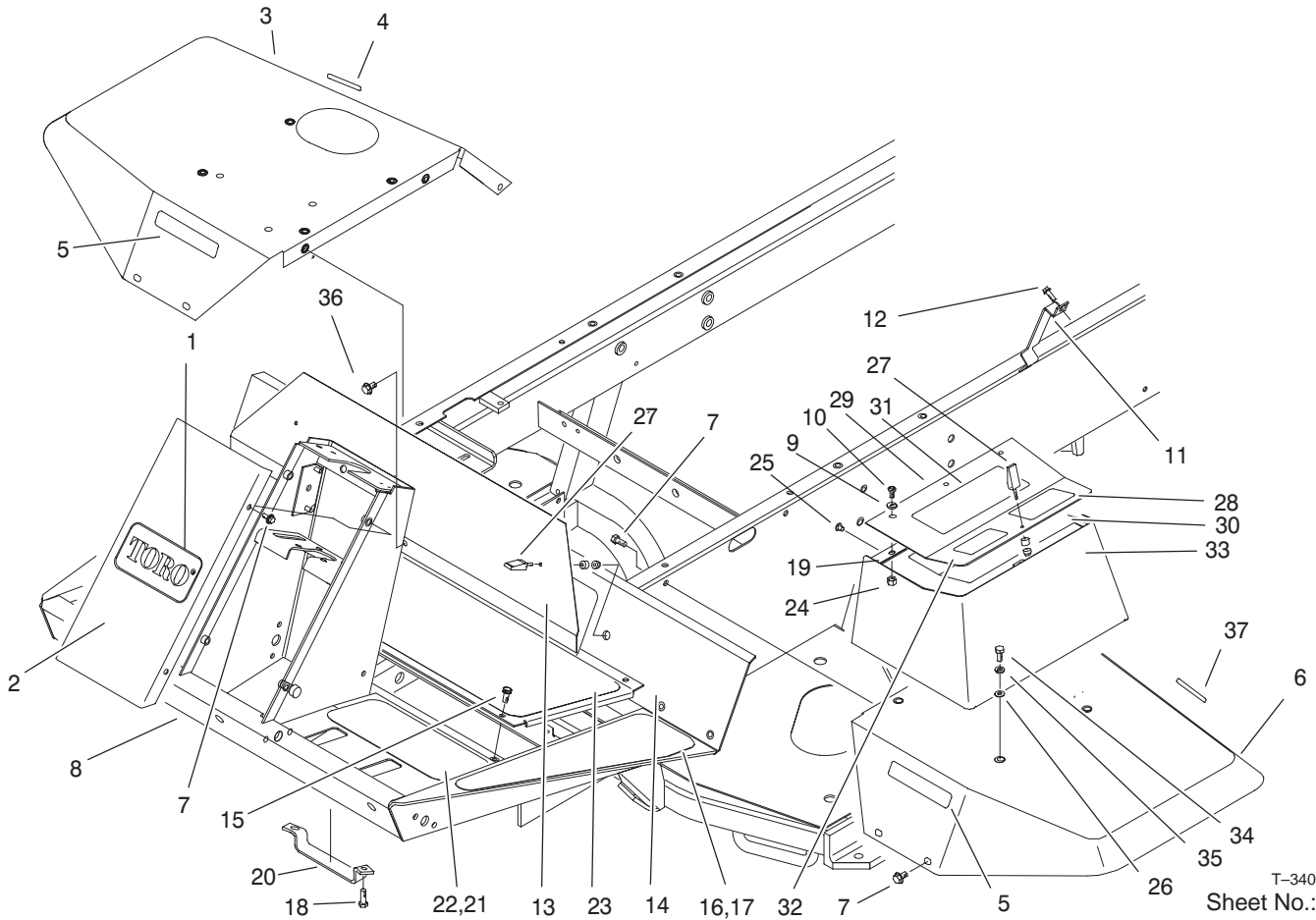
## Contents

<b>Description</b>	<b>Page</b>	<b>Description</b>	<b>Page</b>
Frame And Body Assembly .....	4	Rear Lift Arm Assembly .....	45
Steering Tower Assembly .....	5	Rear Axle Support Assembly .....	46
Steering Valve Assembly No. 75-0600 .....	6	Rear Axle Assembly No. 18-4029-03 .....	47
Traction And Brake Pedal Assembly .....	7	Hydraulic Cylinder No. 75-1200 .....	48
Seat Frame And Throttle Assembly .....	8	Axle Assembly No. 99-6981-03 .....	49
Seat Assembly .....	9	Brake Assembly .....	51
Seat Suspension Assembly No. 75-3000 .....	10	Special Tools .....	52
Control Console Assembly .....	11	Crankcase Assembly .....	53
Hydraulic Filter And Reservoir Assembly .....	13	Oil Pan Assembly .....	54
Fuel Tank Assembly .....	15	Cylinder Head Assembly .....	55
Front Axle Assembly .....	17	Gear Case and Oil Filter Assembly .....	56
Transmission Support And Transmission Assembly .....	18	Head Cover Assembly .....	57
Transmission Assembly No. 75-0012 .....	19	Dipstick and Guide Assembly .....	58
Traction Control Assembly .....	21	Main Bearing Case Assembly .....	59
Gear Pump Installation Assembly .....	22	Camshaft Assembly .....	60
Gear Pump No. 98-9796 .....	23	Piston and Crankshaft Assembly .....	61
Engine Installation Assembly .....	24	Flywheel Assembly .....	63
Muffler And Pump Drive Assembly .....	25	Fuel Camshaft Assembly .....	64
Engine Components Assembly .....	26	Engine Stop Lever Assembly .....	65
Air Cleaner Assembly No. 98-4517 .....	27	Stop Solenoid and Fuel Pump Assembly .....	66
Engine Fan And Clutch Installation Assembly .	29	Injection Pump Assembly .....	67
Radiator Frame Assembly .....	30	Injection Pump Assembly No. 98-9643 .....	68
Oil Cooler Assembly .....	31	Governor Assembly .....	69
Frame And Body Assembly .....	32	Speed Control Plate Assembly .....	70
Hydraulic Control Block And Hoses Assembly .	33	Nozzle Holder and Glow Plug Assembly .....	71
Hydraulic Manifold Assembly No. 98-4579 .....	34	Nozzle Holder Assembly .....	72
Front Hydraulic Manifold Assembly .....	35	Alternator and Pulley Assembly .....	73
Rear Hydraulic Manifold Assembly .....	36	Alternator Assembly No. 98-9474 .....	74
Reel Motors Assembly .....	37	Starter Mount Assembly .....	75
Reel Motor Assembly No. 93-1375 .....	38	Starter Assembly No. 98-9705 .....	76
Carrier Frame Assembly .....	39	Water Flange and Thermostat Assembly .....	77
Hydraulic Cylinder No. 93-9310 .....	40	Water Pump Assembly .....	78
Hydraulic Cylinder Assembly No. 99-6986 .....	41	Valve and Rocker Arm Assembly .....	79
Front Lift Arms Assembly .....	42	Exhaust Manifold and Gasket Assembly .....	80
Rear Lift Arm Installation Assembly .....	43	Hydraulic Schematic .....	81
Hydraulic Cylinder No. 93-9311 .....	44	Electrical Schematic .....	82
		Electrical Schematic – Turfdefender .....	83

## Part Description Abbreviations

Part descriptions in this catalog may include the following abbreviations.

<b>Abbreviation</b>	<b>Meaning</b>	<b>Abbreviation</b>	<b>Meaning</b>
AR .....	as required	INC .....	incorporated
ASM .....	assembly	LH .....	left hand
CARR .....	carriage	NI .....	nylon insert
DEG .....	degrees	PPH .....	Phillips pan head
FH .....	flat head	PTH .....	Phillips truss head
GA .....	gauge	PTO .....	power take off
HF .....	hex flange	RH .....	right hand
HH .....	hex head	SFH .....	slotted fillister head
HHF .....	hex head flange	SHH .....	slotted hex head
HLH .....	hex lag head	SQH .....	square head
HJ .....	hex jam	SHWH .....	slotted hex washer head
HOC .....	height-of-cut	SPH .....	slotted pan head
HS .....	hex socket	SRH .....	slotted round head
HSBH .....	hex socket button head	STD .....	standard
HSFH .....	hex socket flat head	TAP .....	self tapping
HSH .....	hex socket head	TTH .....	Torx truss head
HWH .....	hex washer head	WH .....	wing head
HWHTF .....	hex washer head thread forming		



T-3406

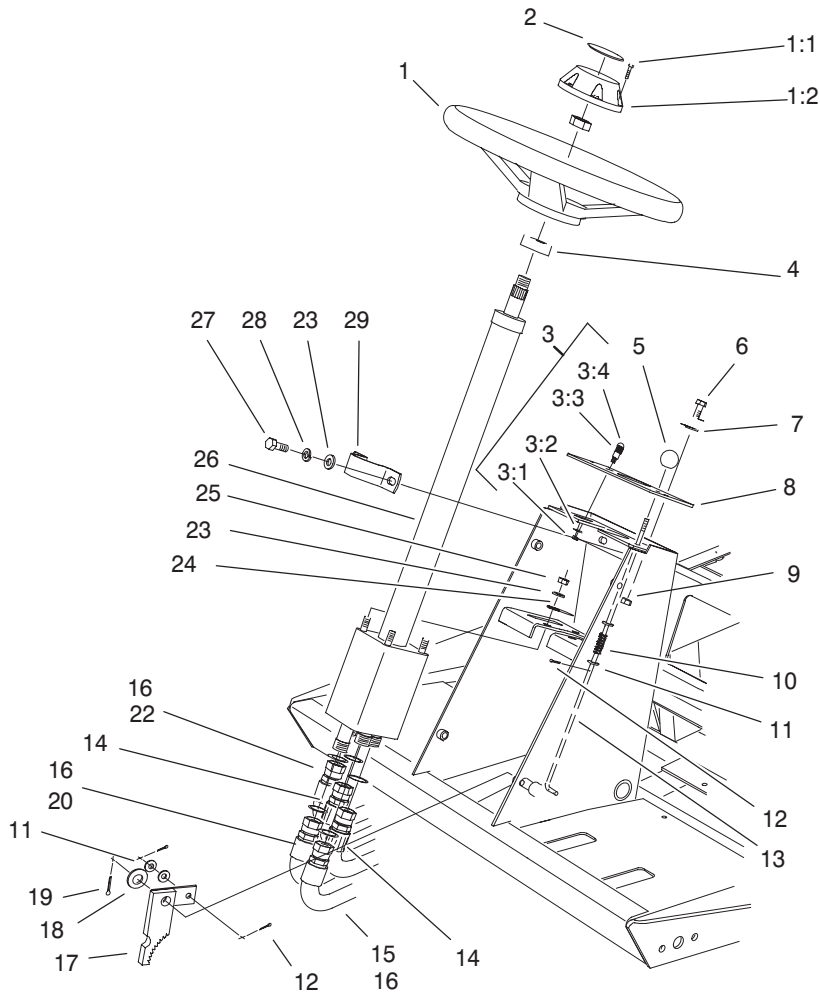
Sheet No.:2

## Frame And Body Assembly

Ref. No.	Part No.	Qty.	Description
1	62-5550	1	Decal
2	75-1420-01	1	Cover-Front, Tower
3	93-7579	1	Fender-RH
4	93-6686	1	Decal-Oil, Hydraulic
5	93-6689	2	Decal - No Riders
6	75-3860	1	Fender-LH
7	3234-14	14	Screw-HHF
8	100-3717	1	Frame ASM
9	3256-1	3	Washer-Flat
10	3258-166	3	Screw
11	98-4572	1	Bracket-Clamp, Hose
12	32144-14	2	Screw-HWH
13	75-1390-01	1	Cover-Access, Front
14	75-1410-01	1	Plate-Access, Floor
15	75-6840	4	Knob - Knurled
*15	3234-7	1	Screw-HHF
16	75-0650	1	Tread-Footrest, LH
17	75-0640	1	Tread-Footrest, RH
18	322-4	2	Screw-HH
19	75-5780	1	Hinge-Steel
20	93-3626	1	Bracket - Hose
21	75-0620	1	Tread-Foot, LH
22	75-0610	1	Tread-Foot, RH
23	75-0630	1	Tread-Foot, Center
24	32128-33	3	Nut-HF
25	93-8744	3	Pop - Rivet

Ref. No.	Part No.	Qty.	Description
26	52-2900	4	Washer
27	74-5950	3	Latch-Swell
28	93-6698	1	Decal - Towing
29	75-6260-03	1	Cover-Box, Tool
30	100-3816	1	Decal-Service Instructions
*30	95-0832	1	Decal - Service
31	93-8051	1	Decal-Slopes
32	88-6700	1	Decal - Ansi
33	75-5810-03	1	Box-Tool
34	322-3	4	Screw-HH
35	3256-3	4	Washer-Flat
36	3234-5	1	Screw-HHF
37	93-6680	1	Decal - Diesel Only

\* Not illustrated



Sheet No.:3  
T-3407

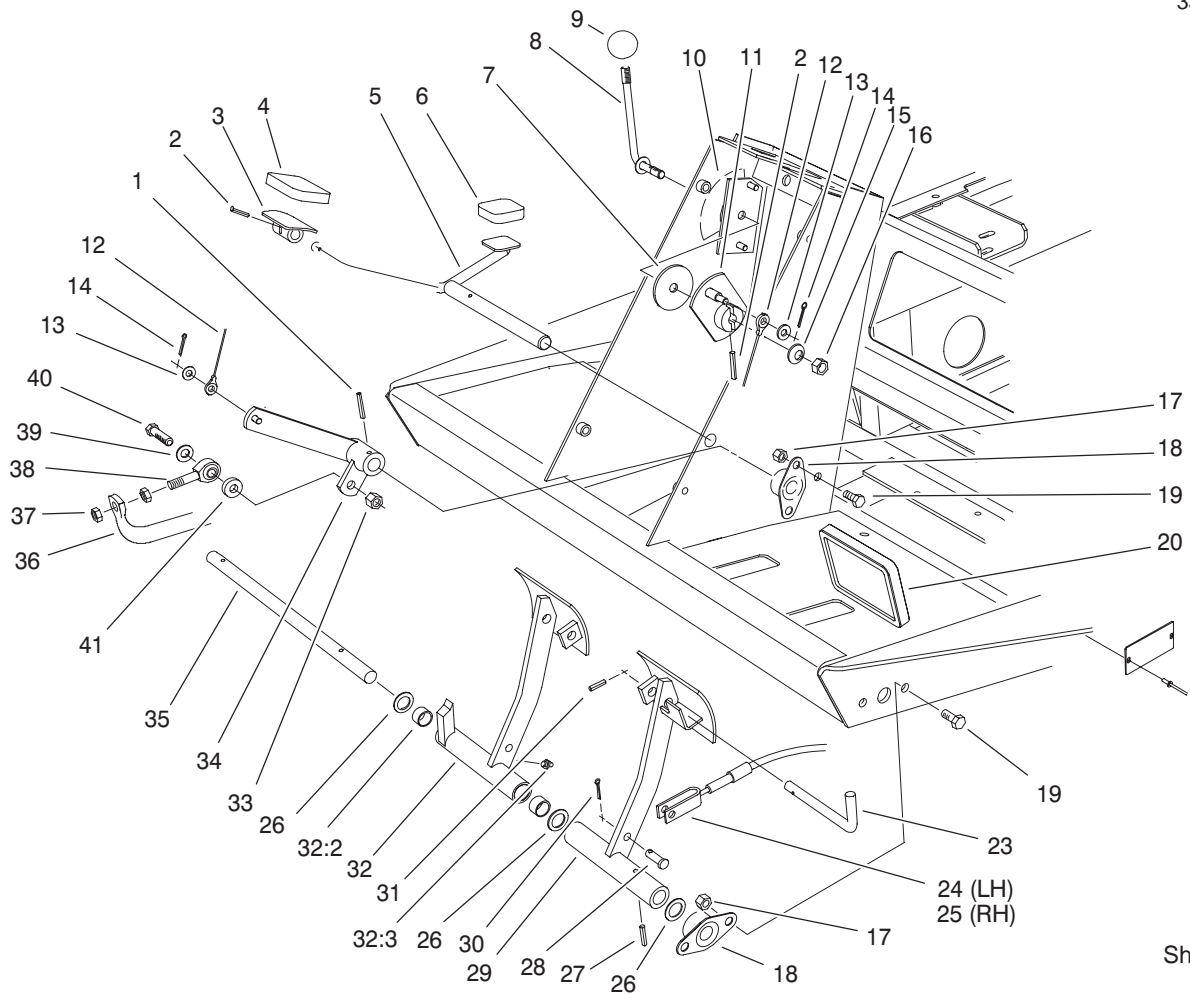
## Steering Tower Assembly

Ref. No.	Part No.	Qty.	Description
1	75-0560	1	Wheel-Steering
1:1	32144-21	1	Screw
1:2	68-5140	1	Cap-Wheel, Steering
2	68-5370	1	Decal - Toro
3	44-2210	1	Light-Indicator, Red
3:1	218-535	1	Nut-Hex
3:2	218-536	1	Washer-Lock
3:3	93-7480	1	Led-Miniature Bayonet
3:4	218-533	1	Lens
4	21-9260	1	Cover-Dust
5	233-17	1	Knob
6	3258-166	2	Screw
7	3256-1	2	Washer-Flat
8	93-6682	1	Panel - Tower
9	3296-42	2	Nut-Lock
10	95-1821-03	1	Spring - Compression
11	3256-22	4	Washer-Flat
12	3272-5	3	Pin-Cotter
13	75-1490	1	Rod-Brake, Parking
14	75-6230	2	Hose
15	75-6240	1	Hose
16	3290-378	4	Tie-Cable
17	63-7900-03	1	Rack
18	3256-26	1	Washer-Flat
19	3272-10	1	Pin-Cotter

Ref. No.	Part No.	Qty.	Description
20	75-5940	1	Hose
22	75-6250	1	Hose
23	3256-23	6	Washer-Flat
24	3255-8	1	Washer-Lock/Ext
25	3296-20	4	Nut-Lock NI
26	75-0600	1	Unit-Steering, Power
27	32144-26	2	Screw-Flow, Penta
28	3253-4	2	Washer
29	75-2810	1	Bracket-Column, Steering
*99	3290-410	3	Push Mount Tie

\* Not illustrated

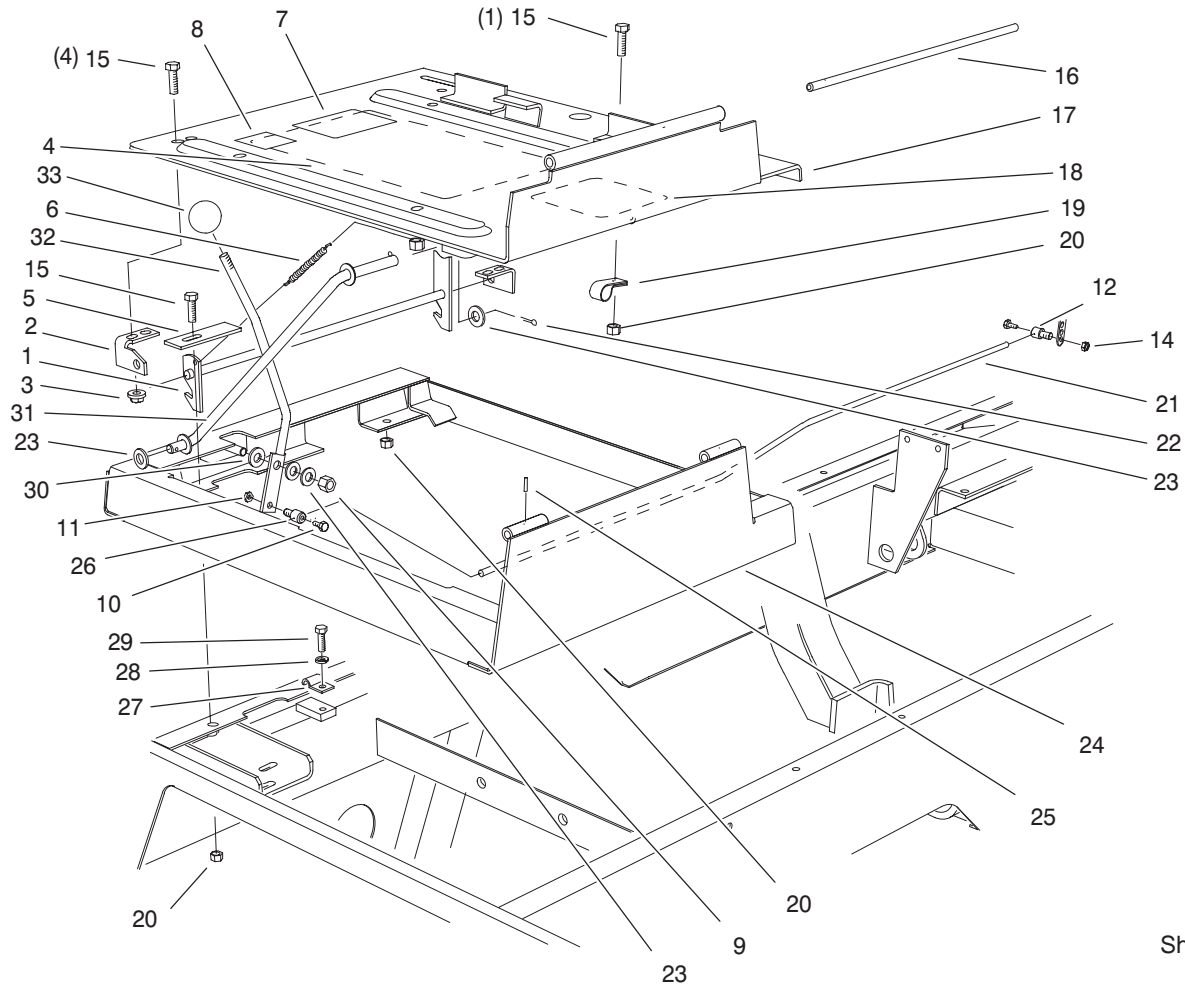




Sheet No.:4  
T-3408

## Traction And Brake Pedal Assembly

Ref. No.	Part No.	Qty.	Description	Ref. No.	Part No.	Qty.	Description
1	32121-6	1	Pin-Roll	28	283-58	4	Pin-Clevis
2	32121-45	2	Pin-Spring	29	75-1440-03	1	Pedal-Brake, LH
3	49-6440-03	1	Pedal-Forward	30	3272-10	4	Pin-Cotter
4	74-9100	1	Pad-Pedal, Forward	31	32121-50	1	Pin-Spring
5	75-2970	1	Pedal-Traction	32	75-1430	1	Pedal-Brake, RH
6	74-9110	1	Pad-Pedal, Reverse	32:2	256-42	2	Bushing
7	75-6550	1	Disc-Friction	32:3	302-5	1	Fitting-Lube
8	75-6490	1	Lever	33	3296-39	1	Nut-Lock, NI
9	233-42	1	Knob	34	75-3270-03	1	Hub-Pivot, Traction
10	93-6699	1	Decal - Fast/Slow	35	75-1470	1	Pin-Pivot, Brake
11	75-6510	1	Bracket-Lever	36	75-2170-03	1	Tube-Control, Pump
12	75-6580	1	Cable - Pedal	37	3220-3	2	Nut-Jam
13	3256-22	2	Washer-Flat	38	2411-36	1	Bearing-End, Rod
14	3272-2	2	Pin-Cotter	39	3256-24	1	Washer-Flat
15	3290-461	1	Washer-Spring	40	323-9	1	Screw-HH
16	3296-59	1	Nut-Lock, NI	41	5-0652	1	Washer
17	3296-29	8	Nut-Lock, NI				
18	256-236	4	Bearing-Mount, Flange				
19	322-3	8	Screw-HH				
20	93-8742	2	Footpad - Brake				
23	63-7880	1	Pin-Latch, Brake				
24	63-7733	1	LH Brake Cable ASM				
25	63-7732	1	RH Brake Cable ASM				
26	3256-69	3	Washer-Flat				
27	32121-16	1	Pin-Spring				



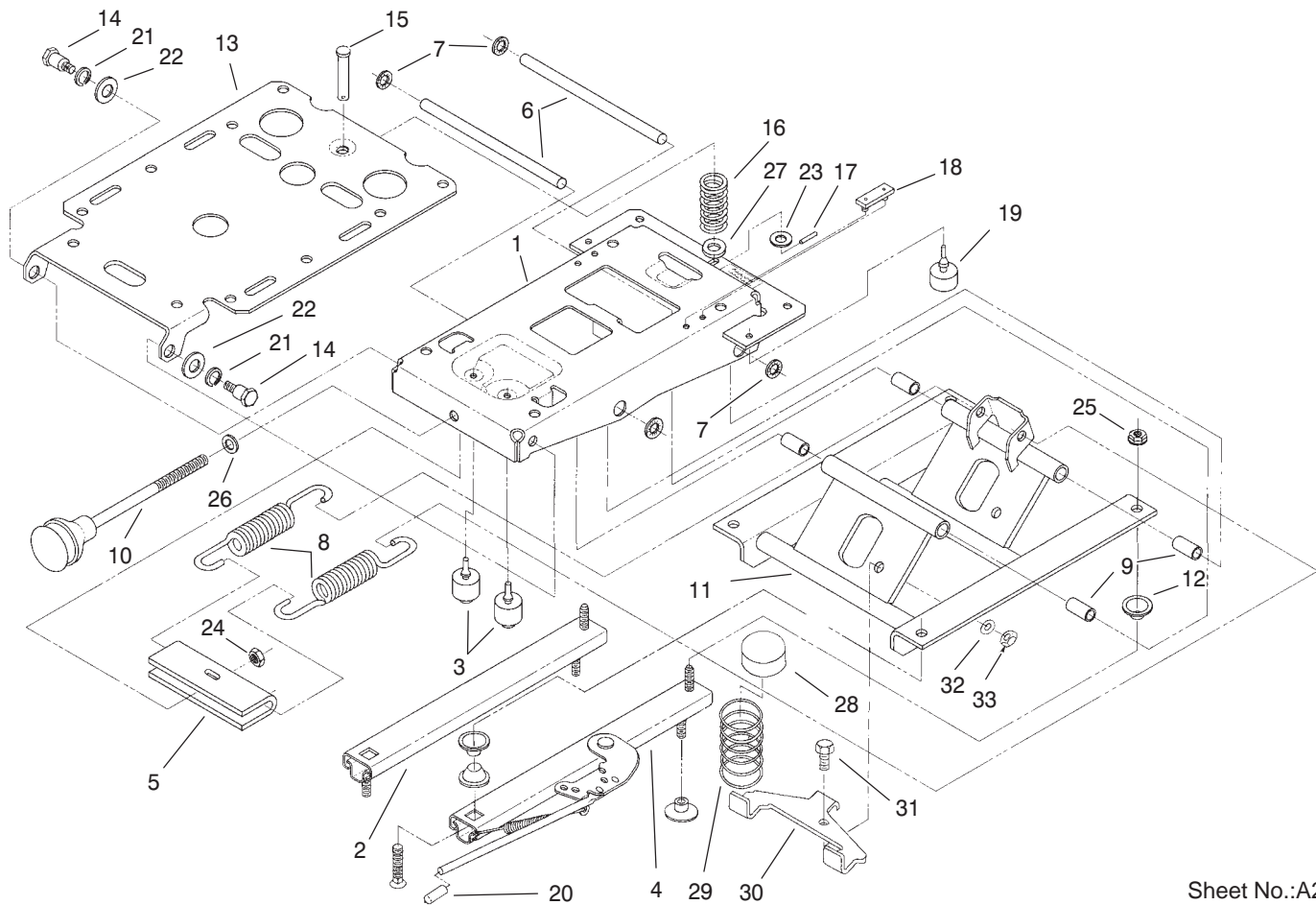
Sheet No.:5  
T-3409

## Seat Frame And Throttle Assembly

Ref. No.	Part No.	Qty.	Description
1	98-2354-03	1	Latch-Seat
2	98-2353	2	Bracket-Latch, Seat
3	32128-25	4	Nut-Flange
4	98-9342	1	Decal
5	98-9302	1	Plate-Stop, Idler
6	66-4190-03	1	Spring-Idler, Clutch
7	92-5524	1	Decal-Rating, Noise
8	63-9920	1	Decal-Level, Noise
9	3296-39	1	Nut-Lock, NI
10	25-8640	2	Screw-Machine, HH
11	3296-3	1	Nut-Lock NI
12	98-9311	1	Swivel - Throttle
14	3296-20	1	Nut-Lock NI
15	322-3	9	Screw-HH
16	75-3400	1	Shaft-Pivot, Seat
17	98-2350-03	1	Plate-Seat
18	93-8060	1	Decal - Reels
19	2412-93	1	R-Clamp
20	3296-29	6	Nut-Lock, NI
21	98-9303	1	Cable - Throttle
22	3272-10	2	Pin-Cotter
23	3256-24	3	Washer-Flat
24	98-2352-03	1	Frame-Seat
25	32121-38	1	Pin-Roll
26	93-0021	1	Swivel-Cable, Throttle
27	3-6657	1	Clip-Skid

Ref. No.	Part No.	Qty.	Description
28	3253-3	1	Washer-Lock/Sp
29	321-4	1	Screw-HH
30	66-2920	2	Washer-Friction, Throttle
31	75-3680-03	1	Rod-Seat
32	75-3430-03	1	Lever-Throttle
33	233-42	1	Knob





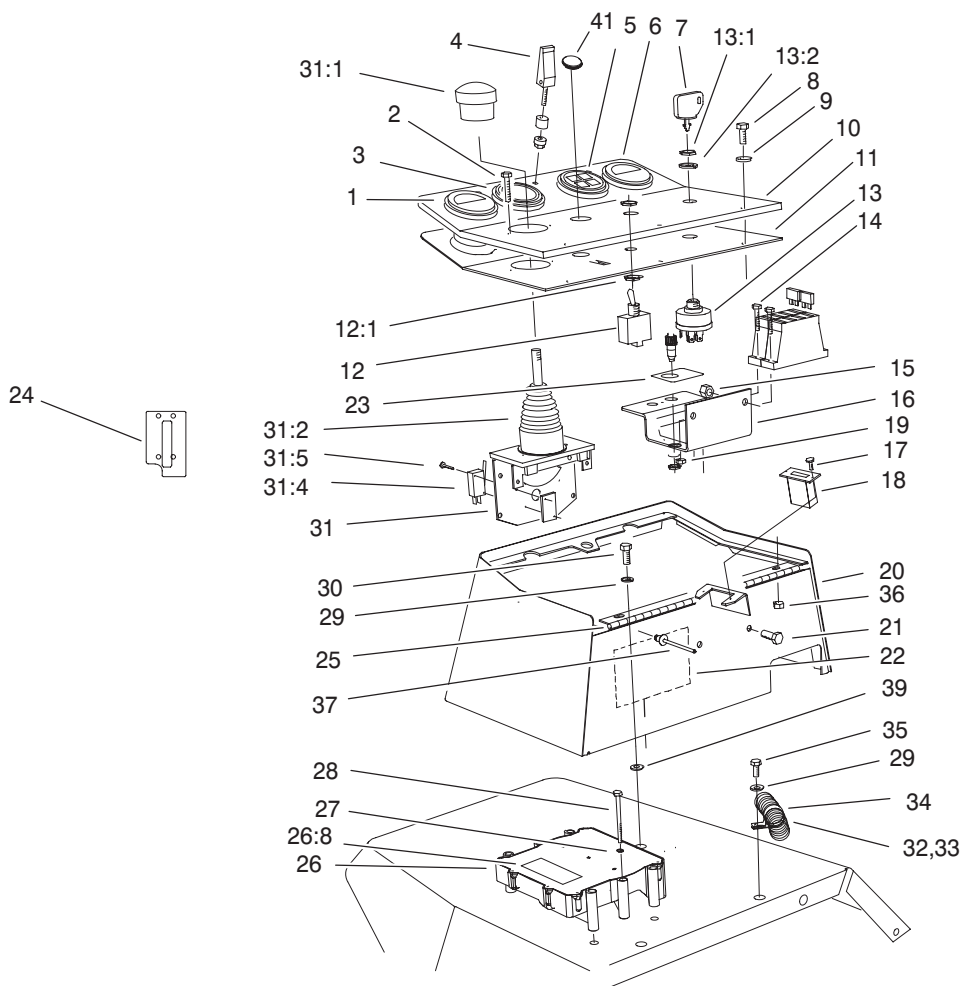
Sheet No.:A2

T-3437

## Seat Suspension Assembly No. 75-3000

Ref. No.	Part No.	Qty.	Description
1	75-3480	1	Frame-Upper
2	66-8530	1	Adjuster
3	66-8520	2	Bumper-Downstop
4	82-9060	1	Adjuster w/Handle
5	77-2870	1	Hanger-Spring
6	76-1910	2	Shaft-Pivot
7	66-8560	4	Nut-Push
8	76-1940	2	Spring-Extension
9	76-1920	4	Bearing-Sleeve
10	76-1930	1	Knob-Adjuster, Tension
11	66-8610	1	Frame-Lower
12	66-9290	6	Spacer-Suspension
13	75-3580	1	Plate-Seat
14	75-3510	2	Bolt
15	80-4860	1	Pin - Clevis
16	75-3530	1	Spring
17	75-3540	1	Pin-Roll
18	75-3550	2	Bumper
19	76-2940	2	Bumper
20	75-3570	1	Tip
21	3253-6	2	Washer-Lock/Sp
22	3256-26	2	Washer-Flat
23	3256-24	1	Washer-Flat
24	3296-44	1	Nut-Lock NI
25	32128-26	4	Nut-Flange

Ref. No.	Part No.	Qty.	Description
26	3256-46	1	Washer-Flat
27	3256-5	1	Washer-Flat
28	93-3164	2	Cap
29	93-3163	2	Spring
30	93-3165	1	Bracket
31	322-6	1	Screw-HH
32	3253-33	1	Washer-Lock
33	3217-6	1	Nut-Hex



Sheet No.:7

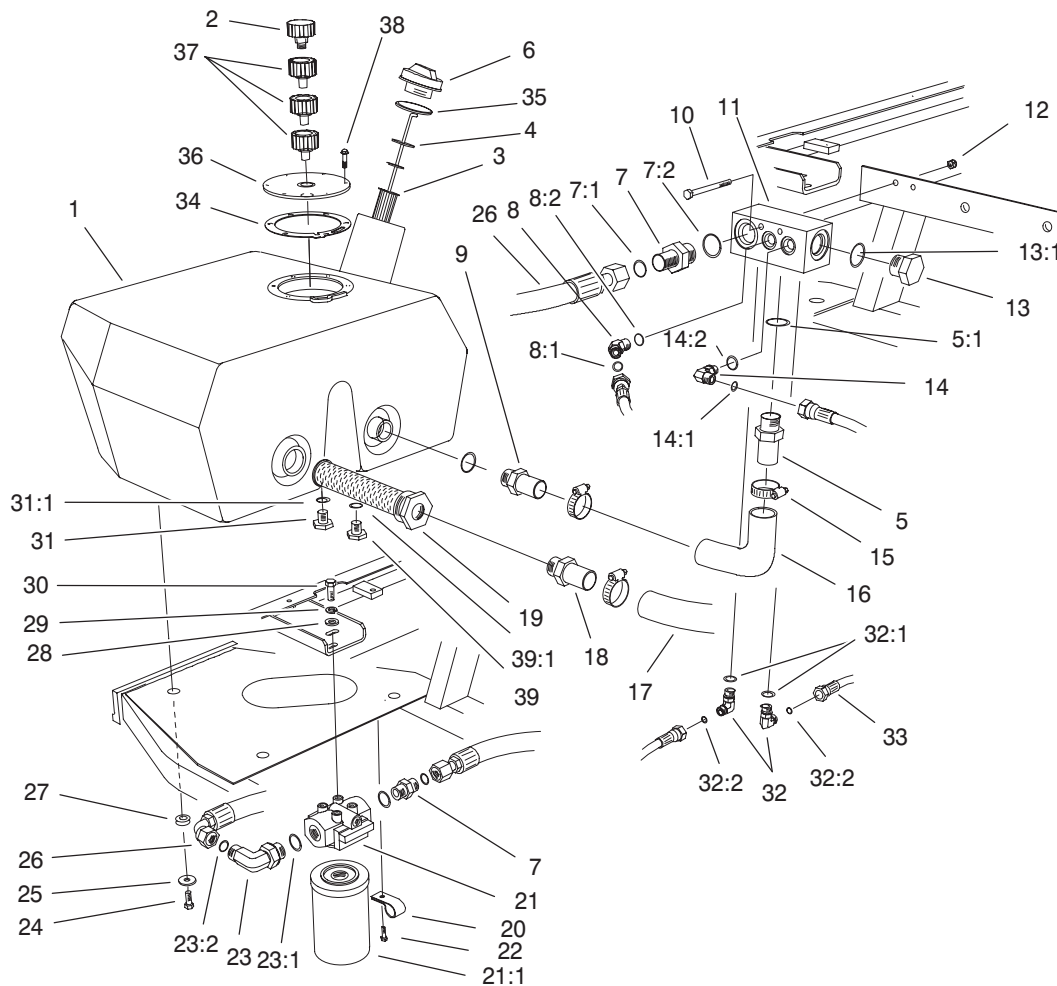
## Control Console Assembly

Ref. No.	Part No.	Qty.	Description
1	98-9339	1	Guage – Fuel
2	3273-26	2	Screw-HSH
3	85-4420	1	Speedometer
4	74-5950	1	Latch-Swell
5	98-9306	1	Light – Warning
6	98-9308	1	Gauge – Temperature
7	63-8360	1	Key-Ignition
8	3258-166	3	Screw
9	3256-1	3	Washer-Flat
10	99-8961	1	Panel-Control
11	75-6270-03	1	Cover-Box, Control
12	99-8352	1	Switch – Backlap
12:1	218-498	2	Locknut-Hex
*12:2	218-588	3	Screw
*12:3	218-589	1	Washer
*12:4	3253-19	3	Washer-Lock/Sp
13	27-2360	1	Switch-Key
13:1	218-446	1	Nut-Hex
13:2	218-447	1	Washer-Lock
14	32105-13	4	Screw-SHH
15	3296-42	4	Nut-Lock
16	93-7587	1	Bracket-Fuse Block/Panel
17	32144-18	2	Screw-HH
18	75-6820	1	Hourmeter
19	3296-2	4	Nut-Lock

Ref. No.	Part No.	Qty.	Description
20	75-5740-03	1	Box-Control
21	321-39	2	Screw-HH
22	94-6767	1	Decal – Fuses
23	98-9334	1	Decal – Controller
24	100-3700	1	Decal-Diagnostic
25	75-5780	1	Hinge-Steel
26	92-5720	1	Controller-Electronic
26:8	93-8053	1	Decal
27	3253-3	2	Washer-Lock/Sp
28	321-15	2	Screw-HH
29	3256-3	3	Washer-Flat
30	322-3	2	Screw-HH
31	98-2195	1	Joystick
31:1	3290-489	1	Knob
31:2	3290-488	1	Boot
*31:3	3290-354	2	Nut-Speed
31:4	218-590	2	Switch
31:5	3290-93	4	Screw-Head, Pan
*31:6	93-3625	1	Spring – Return
32	99-8960	1	Harness-Wire, Main
33	94-6343	1	Decal-I.D., Wire
34	2412-126	1	R-Clamp
35	322-5	1	Screw-HH
36	32128-33	3	Nut-HF
37	93-8744	3	Pop – Rivet
39	52-2900	3	Washer

\* Not illustrated



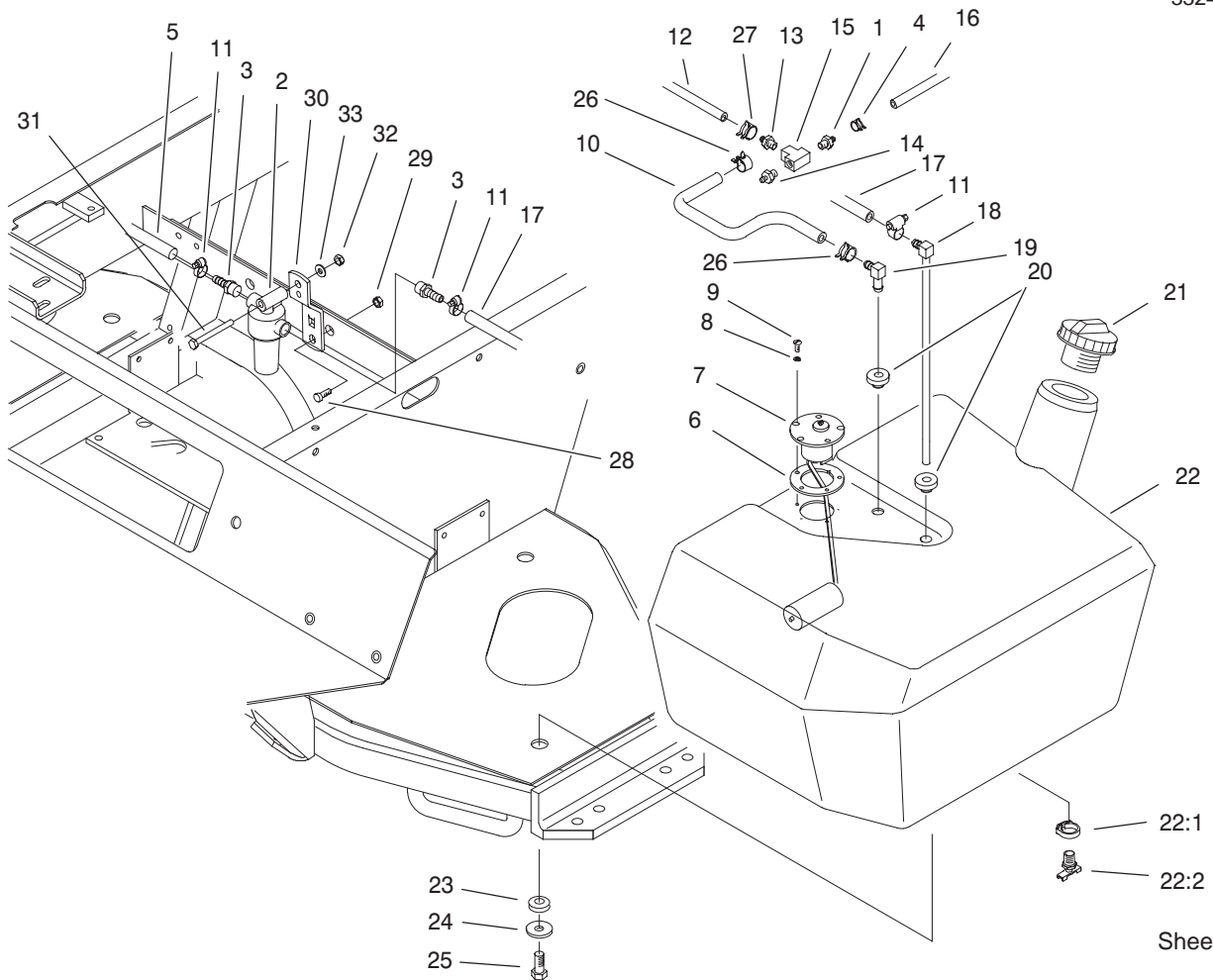


Sheet No.:8  
T-3414

## Hydraulic Filter And Reservoir Assembly

Ref. No.	Part No.	Qty.	Description	Ref. No.	Part No.	Qty.	Description
1	104-0085	1	Tank – Oil	19	75-0550	1	Suction-Strainer
2	68-6150	1	Breather-Air	20	2412-93	2	R-Clamp
3	61-2790	1	Filter-Screen	21	75-1300	1	Oil Filter ASM
4	94-9411	1	Dipstick	21:1	75-1310	1	Filter Element
5	354-73	1	Fitting	22	32144-10	2	Screw-HWH
5:1	237-81	1	O-Ring	23	340-139	1	Fitting-90°
6	93-7498	1	Plug-Plastic	23:1	237-81	1	O-Ring
7	340-8	2	Adapter	23:2	237-65	1	O-Ring
7:1	237-65	2	O-Ring	24	33105-025	3	Screw-HHF
7:2	237-81	2	O-Ring	25	63-8410	3	Washer
8	340-87	1	Fitting-45°	26	75-6130	1	Hose
8:1	237-22	1	O-Ring	27	240-11	3	Grommet-Mount, Tank
8:2	237-42	1	O-Ring	28	3256-24	2	Washer-Flat
9	99-6932	1	Fitting-Barb, Hose	29	3253-21	2	Washer-Lock
10	321-23	2	Screw-HH	30	323-4	2	Screw-HH
11	92-9098	1	Manifold – Tank	31	353-550	1	Plug-Hydraulic
12	3296-42	2	Nut-Lock	31:1	237-79	1	O-Ring
13	354-74	1	Fitting	32	340-82	2	Adapter
13:1	237-81	1	O-Ring	32:1	237-42	1	O-Ring
14	340-77	1	Fitting-90°	32:2	237-21	1	O-Ring
14:1	237-22	1	O-Ring	33	100-3739	1	Hose Assembly-Drain, Return
14:2	237-42	1	O-Ring	34	93-7499	1	Gasket
15	2412-34	3	Clamp-Hose	35	237-101	1	O-Ring
16	75-5720	1	Hose – Return	36	93-7588	1	Cover – Tank
17	75-6870	1	Hose-Inlet, Pump				
18	353-682	1	Fitting-Hose				





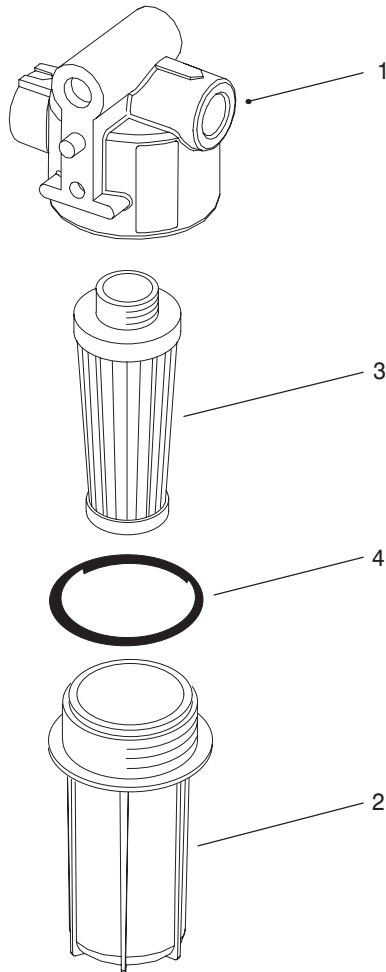
Sheet No.:9

T-3415

## Fuel Tank Assembly

Ref. No.	Part No.	Qty.	Description
1	304-73	1	Connector-Hose
2	99-8351	1	Filter - Fuel, Inline
3	353-783	2	Fitting-Pump
4	2412-98	1	Clamp
5	63-7610	1	Hose-Fuel
6	62-7650	1	Gasket
7	63-7640	1	Sender-Fuel
8	3253-15	5	Washer-Lock/Sp
9	32122-24	5	Screw-PTH
10	93-2042	1	Hose - Fuel
11	2412-108	4	Clamp-Worm
12	75-4700	1	Hose-Fuel
13	354-22	1	Fitting-Barb
14	354-21	1	Fitting-Barb
15	354-20	1	Fitting-Tee
16	98-9338	1	Hose - Fuel
17	95-4276	1	Hose - Fuel
18	66-8121	1	Standpipe
19	46-6550	1	Elbow-Connector, 90 DEG
20	46-6560	2	Bushing
21	93-3102	1	Cap-Fuel
22	104-0084	1	Tank - Fuel
22:1	2412-36	1	Clamp-Hose
22:2	304-46	1	Draincock

Ref. No.	Part No.	Qty.	Description
23	240-11	3	Grommet-Mount, Tank
24	63-8410	3	Washer
25	33105-025	3	Screw-HHF
26	92-2379	2	Clamp-Hose
27	2412-146	2	Clamp-Hose
28	322-4	1	Screw-HH
29	3296-29	1	Nut-Lock, NI
30	98-9748	1	Bracket-Support, Filter
31	321-18	1	Screw-HH
32	3296-42	2	Nut-Lock
33	3256-22	1	Washer-Flat
34	3290-378	1	Tie-Cable



2 — 2 & 4

3 — 3 & 4

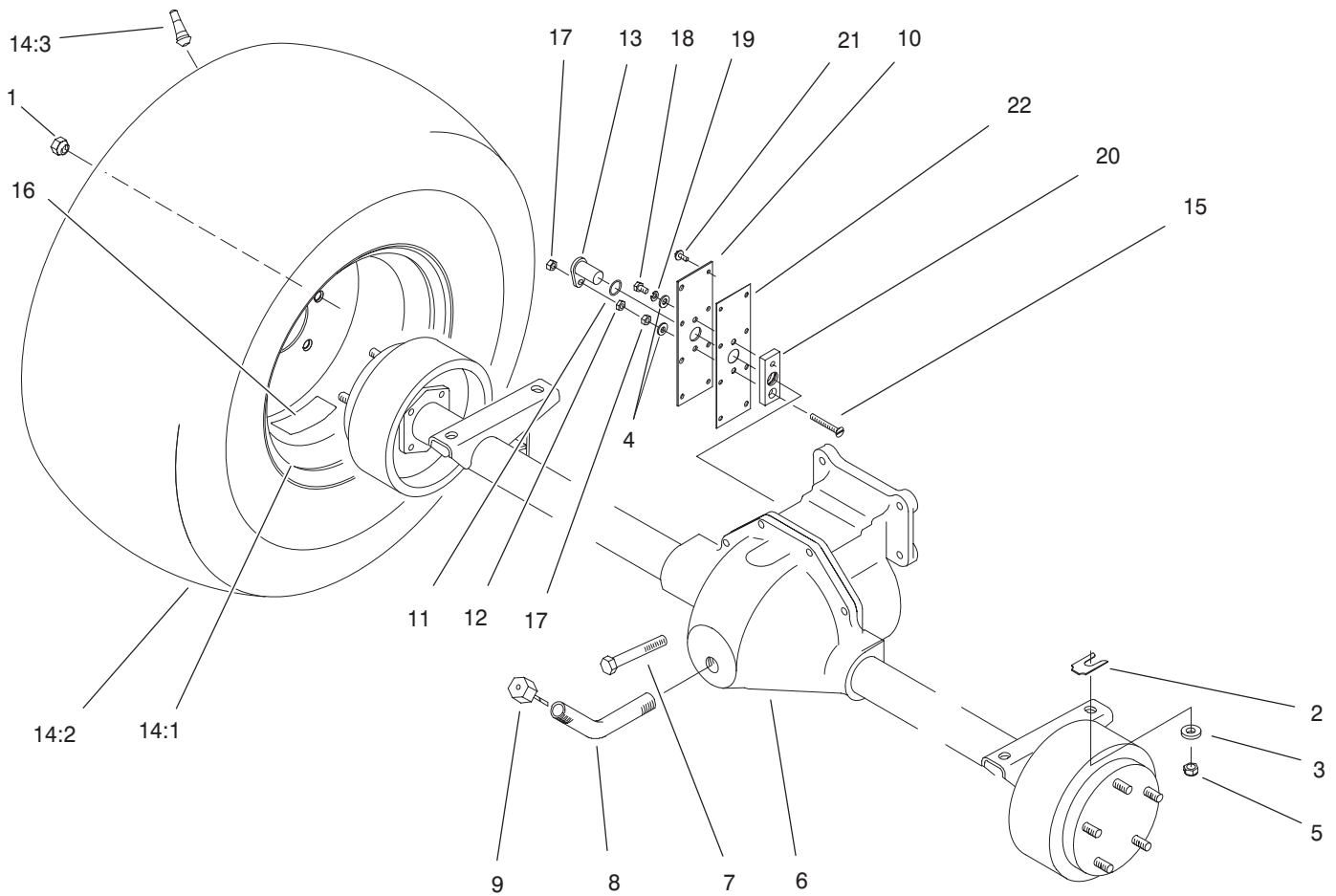
Sheet No.:A3

T-3100

## Fuel Tank Assembly No. 99-8351

Ref. No.	Part No.	Qty.	Description
1	99-8356	1	Kit – Head w/Label
2	99-8357	1	Kit-Bowel, w/O-Ring
3	99-8358	1	Kit-Element, w/O-Ring
4	99-8359	1	O-Ring Replacement

Ref. No.	Part No.	Qty.	Description



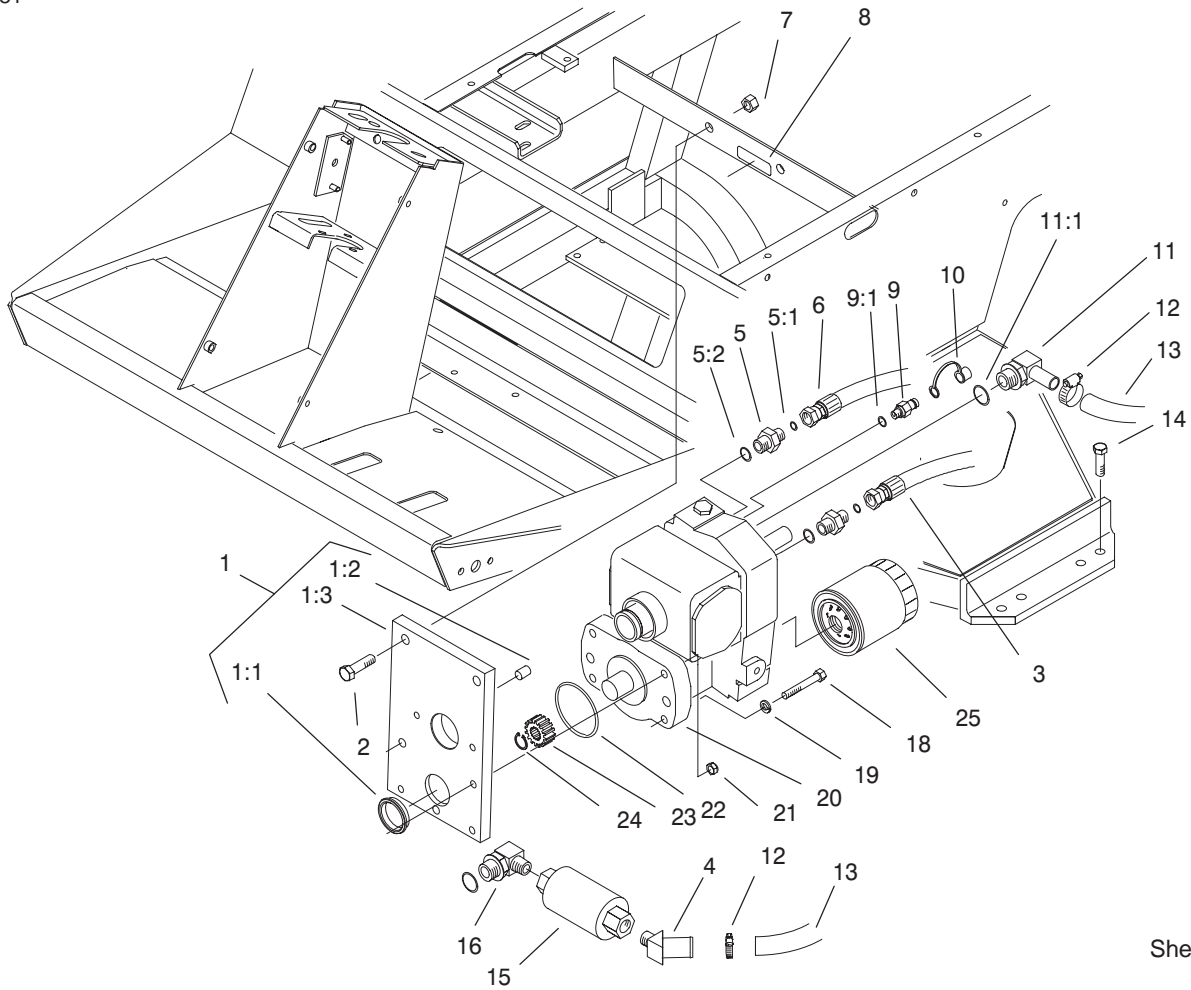
Sheet No.:10

## Front Axle Assembly

Ref. No.	Part No.	Qty.	Description
1	23-7270	10	Nut-Wheel
2	42-6080	5	Shim-Axle
3	66-6480	4	Washer
4	3256-22	2	Washer-Flat
5	3296-48	4	Nut-Lock NI
6	99-6981-03	1	Drive Axle
7	323-20	2	Screw-HH
8	75-6850	1	Tube-Fill, Oil
9	27-3710	1	Dipstick
10	85-4330	1	Cover-Gear
11	237-181	1	O-Ring
12	3218-1	1	Nut-Jam
13	85-4350	1	Sensor - Geartooth
14	99-6985	2	Wheel And Tire ASM
14:1	99-6984	1	Wheel ASM
14:2	98-2373	1	Tire
14:3	232-27	1	Stem-Valve
15	32108-9	1	Screw-FH
16	76-8730	2	Decal-Torque, Wheel
17	3296-56	2	Nut-Lock, NI
18	321-2	1	Screw-HH
19	3253-3	1	Washer-Lock/Sp
20	85-4340	1	Plate-Sensor Mounting
21	32144-112	8	Screw-Forming, Thread

Ref. No.	Part No.	Qty.	Description
22	92-5797	1	Gasket - Axle
*23	3290-379	1	Tie-Cable

\* Not illustrated

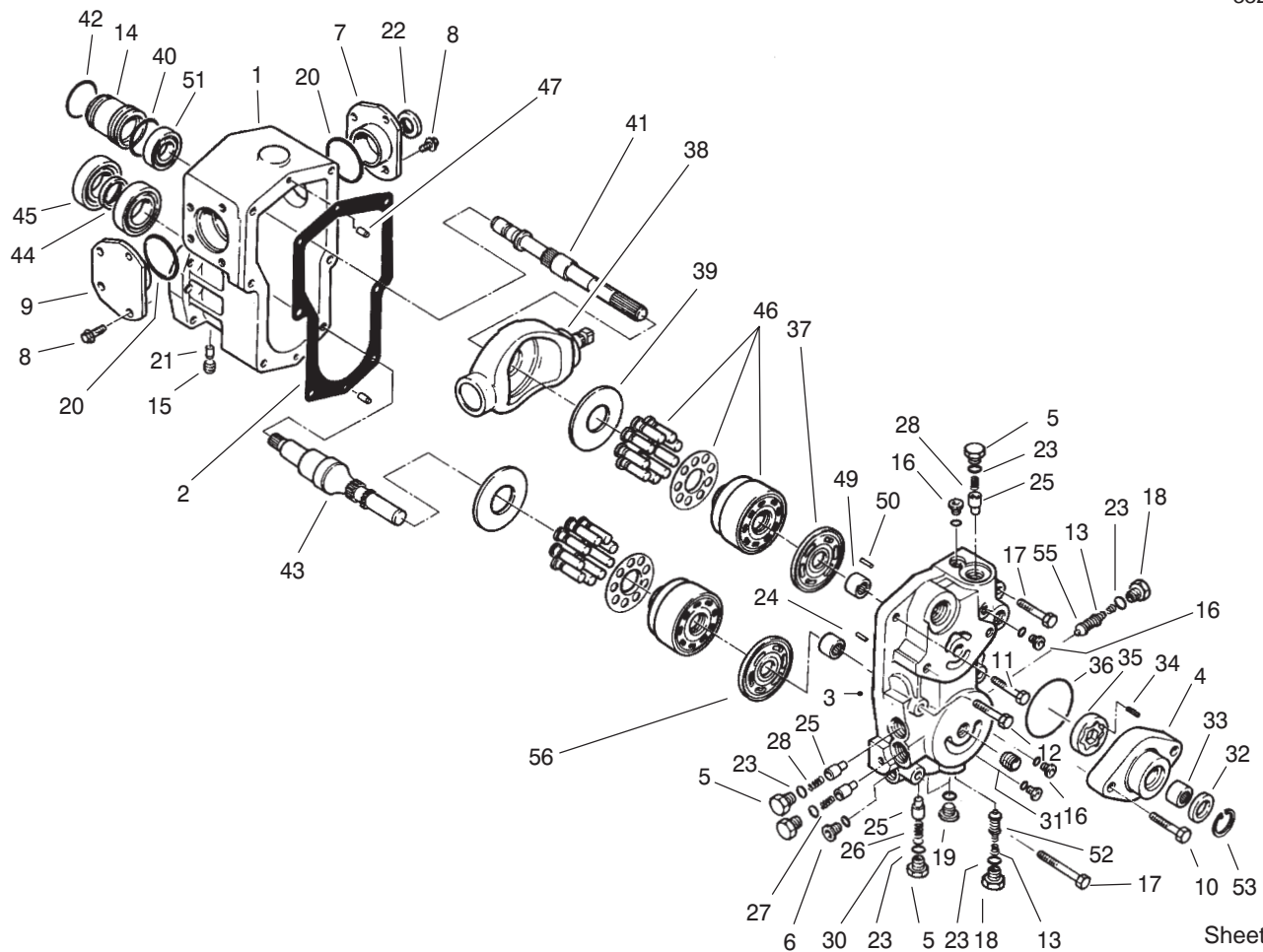


Sheet No.:11  
T-3417

## Transmission Support And Transmission Assembly

Ref. No.	Part No.	Qty.	Description
1	92-4846	1	Transmission Support ASM
1:1	75-3110	1	Transmission Collar
1:2	92-4808	1	Sleeve-Transmission
1:3	92-4809	1	Transmission Support
2	325-7	2	Screw-HH
3	93-0075	1	Hose ASM
4	354-72	1	Fitting
5	340-3	2	Adapter
5:1	237-22	1	O-Ring
5:2	237-79	1	O-Ring
6	93-0076	1	Hose ASM
7	3296-23	2	Nut-Lock, NI
8	93-6691	1	Decal-Bolt, Eccentric
9	354-77	1	Fitting-Quick
9:1	237-78	1	O-Ring
10	354-79	1	Cap - Fitting, Yellow
11	75-4720	1	Fitting-Line, Suction
11:1	237-81	1	O-Ring
12	2412-129	2	Clamp-Hose
13	75-6350	1	Hose
14	324-7	4	Screw-HH
15	75-6340-03	1	Filter
16	354-75	1	Fitting
16:1	237-81	1	O-Ring
18	323-12	2	Screw-HH

Ref. No.	Part No.	Qty.	Description
19	3253-21	2	Washer-Lock
20	75-0012	1	Transmission
21	3296-39	2	Nut-Lock, NI
22	237-161	1	O-Ring
23	86-7220	1	Gear-Pinion
24	32151-62	1	Ring-Retaining
25	75-1330	1	Element-Filter



Sheet No.:A4

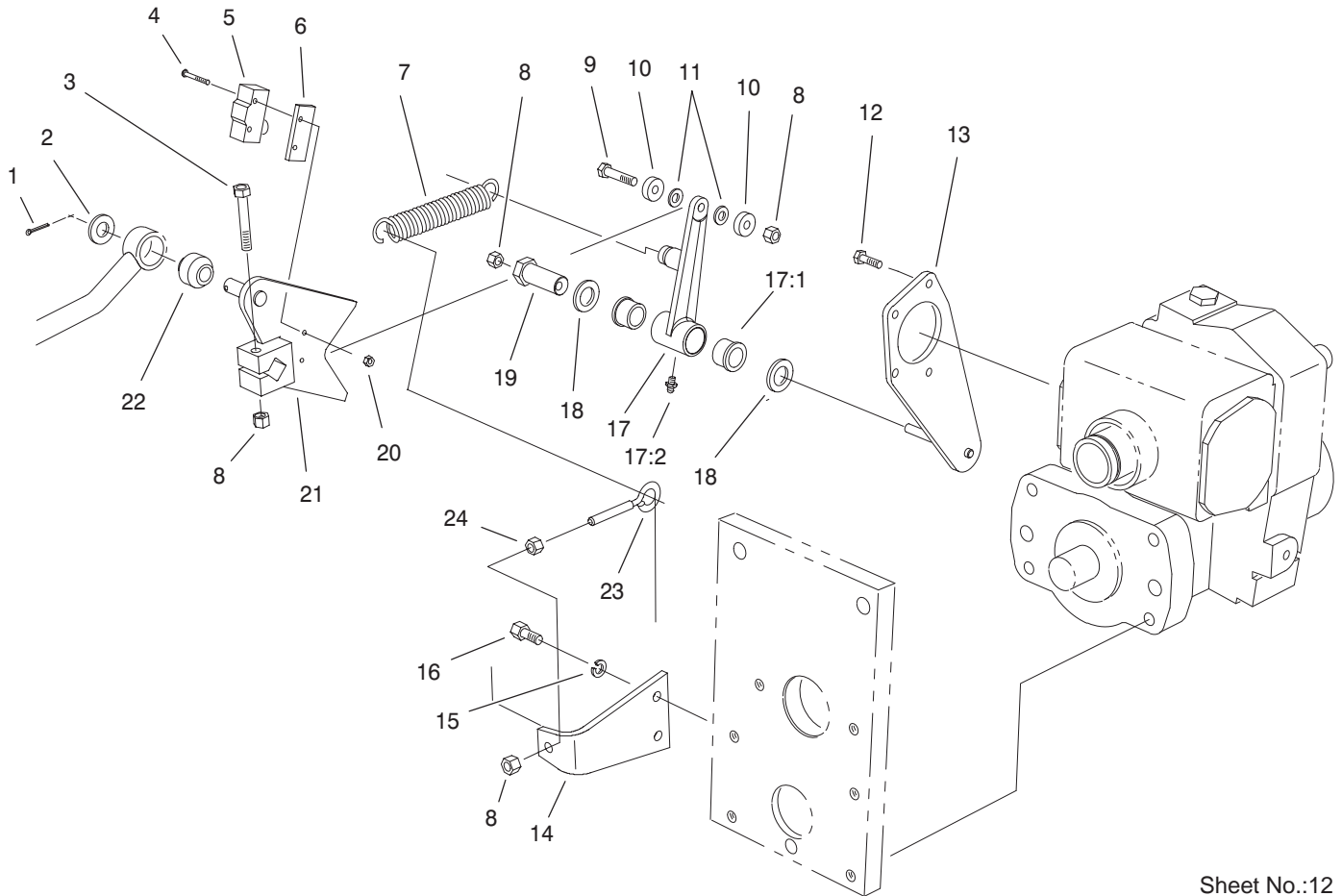
T-1006

## Transmission Assembly No. 75-0012

Ref. No.	Part No.	Qty.	Description
1	75-0020	1	Housing
2	75-0030	1	Gasket-Housing
3	75-0040	1	Section-Center
4	83-4780	1	Housing-Pump, Charge
5	75-0060	4	Plug
6	75-0070	1	Plug
7	86-7520	1	RH Trunnion Cover ASM
8	75-0090	8	Capscrew-HH
9	86-7530	1	LH Trunnion Cover ASM
10	75-0110	2	Capscrew-HH
11	75-0120	1	Capscrew-HH
12	75-0130	3	Capscrew-HH
13	75-0140	1	Spring-Conical
14	75-0150	1	Guide-Seal
15	75-0160	1	Plug-Pipe
16	75-0170	4	Plug-Thread, Straight
17	75-0180	2	Capscrew-HH
18	75-0190	2	Plug-Special
19	75-0200	2	Plug-Thread, Straight
20	75-0210	2	O-Ring
21	75-0220	2	Pin
22	75-0230	1	Seal-Lip
23	75-0240	6	O-Ring

Ref. No.	Part No.	Qty.	Description
24	75-0250	1	Spring
25	75-0260	4	Valve - Relief
26	75-0270	1	Spring
27	75-0280	1	Spring
28	75-0290	2	Spring
30	75-0310	1	Shim
31	75-0320	1	Nipple
32	75-0330	1	Seal-Lip
33	75-0340	1	Bearing-Needle
34	75-0350	1	Pin
35	75-0360	1	Gerotor
36	75-0370	1	O-Ring
37	75-0380	1	Plate-Valve
38	75-0390	1	Plate-Swash
39	75-0400	2	Plate-Thrust
40	75-0410	1	O-Ring
41	86-7540	1	Shaft-Pump
42	75-0430	1	Ring-Retaining
43	75-0440	1	Shaft-Motor
44	75-0450	1	Collar
45	75-0460	2	Bearing-Ball
46	75-0470	2	Kit-Block, Cylinder
47	75-0480	2	Pin
49	75-0500	2	Bearing-Needle
50	75-0510	1	Pin
51	75-0520	1	Bearing-Ball





Sheet No.:12

T-3418

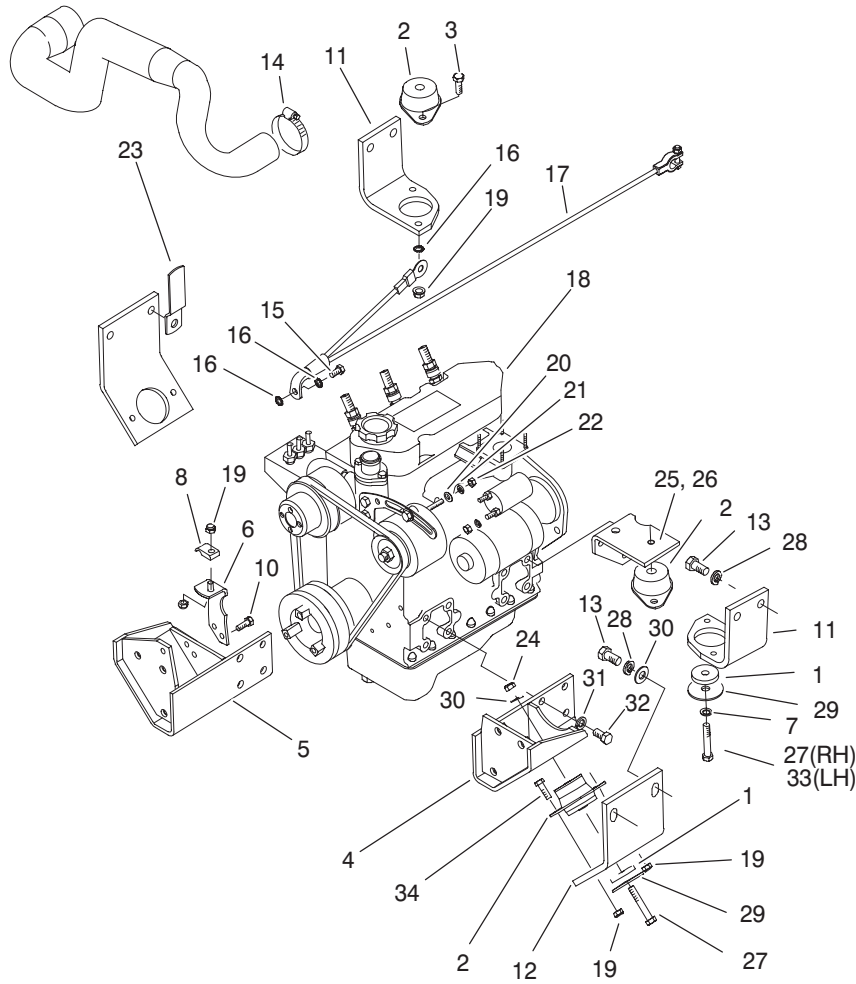
## Traction Control Assembly

Ref. No.	Part No.	Qty.	Description
1	3272-10	1	Pin-Cotter
2	3256-26	1	Washer-Flat
3	322-10	1	Screw-HH
4	32105-21	2	Screw-HH
5	29-6162	1	Switch-Micro
6	75-4130	1	Plate-Switch
7	76-9430-03	1	Spring-Ext.
8	3296-29	4	Nut-Lock, NI
9	322-7	1	Screw-HH
10	251-307	2	Bearing-Ball
11	75-5470	2	Spacer-Bearing
12	32144-22	4	Screw
13	75-4080-03	1	Plate-Traction
14	85-9900-03	1	Plate-Anchor, Spring
15	3253-4	2	Washer
16	322-3	2	Screw-HH
17	92-2581	1	Neutral Switch Arm ASM
17:1	256-113	2	Bushing-Flange
17:2	302-5	1	Fitting-Lube
18	3-6498	2	Washer-Thrust
19	76-8640	1	Stud - Traction
20	3296-9	2	Nut-Lock NI
21	75-4100-03	1	Control-Pump
22	23-2270	1	Bushing-Rubber

Ref. No.	Part No.	Qty.	Description
23	85-9910	1	Eyebolt
24	3217-6	1	Nut-Hex





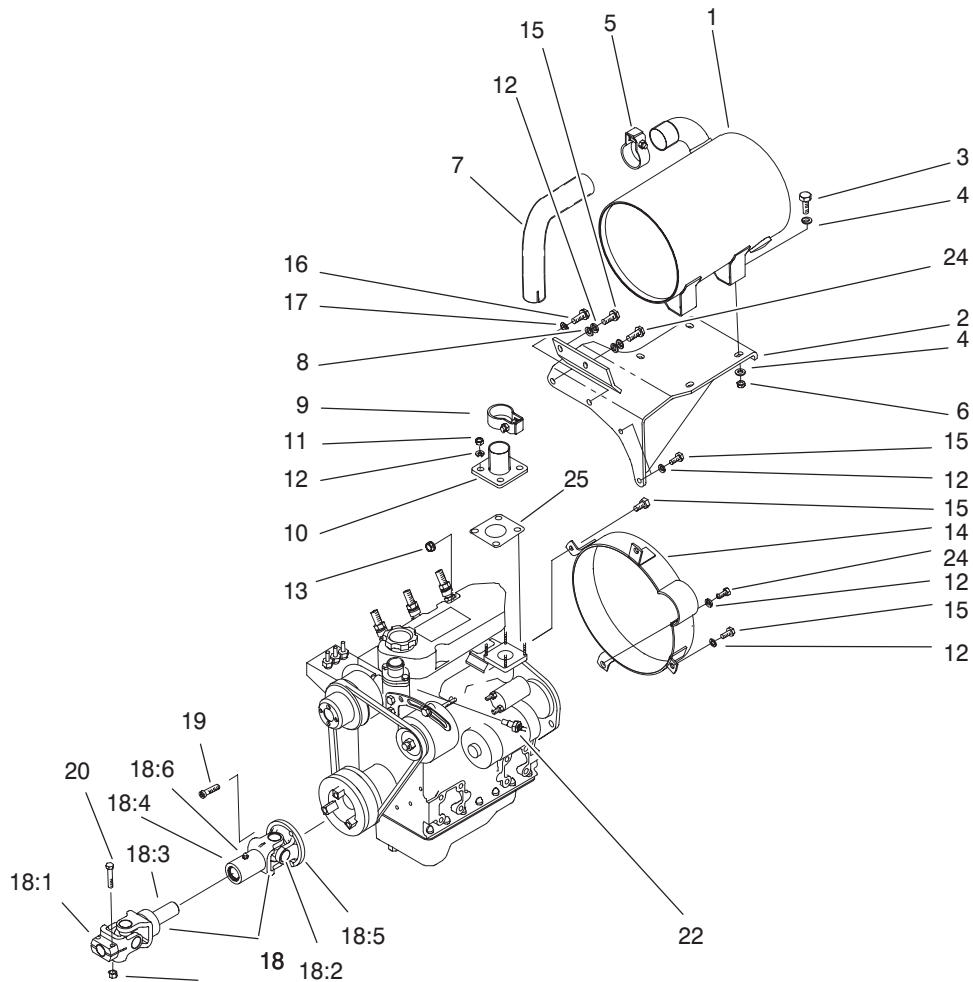


Sheet No.:14  
T-3420

## Engine Installation Assembly

Ref. No.	Part No.	Qty.	Description
1	83-1050	4	Spacer
2	83-1030	4	Mount-Engine
3	322-6	1	Screw-HH
4	98-4539-03	1	Bracket-Eng Mt, LH
5	98-4543-03	1	Bracket-Eng Mt, RH
6	98-9749	1	Plate - Throttle
7	3253-21	1	Washer-Lock
8	3-6657	1	Clip-Skid
10	322-4	2	Screw-HH
11	98-4513-03	2	Brkt - Engine, Rear
12	93-0095-03	2	Bracket-Engine, Front
13	3213-2	8	Screw-HH
14	2412-92	1	Clamp-Hose
15	98-9322	1	Bolt-HH, Metric
16	3255-9	2	Washer-Lock/Ext
17	98-4598	1	Cable-Battery, Negative
18	99-8980	1	Engine-Kubota, N/A
19	3296-29	11	Nut-Lock, NI
20	3256-78	1	Washer-Flat
21	43-5930	1	Washer-Spring
22	48-7890	1	Nut
23	98-4594-01	1	Clamp - Retainer
24	32128-36	3	Nut-HF
25	98-4515-03	1	Bracket-Rear Engine, LH

Ref. No.	Part No.	Qty.	Description
26	98-4514-03	1	Bracket-Rear Engine, RH
27	323-12	3	Screw-HH
28	3253-7	8	Washer-Lock/Sp
29	87-5100	4	Washer - Snubbing
30	3256-40	4	Washer-Flat
31	43-0090	14	Bolt/Washer
32	42-9600	14	Lockwasher-Spring, Mid
33	323-10	1	Screw-HH
34	322-5	7	Screw-HH

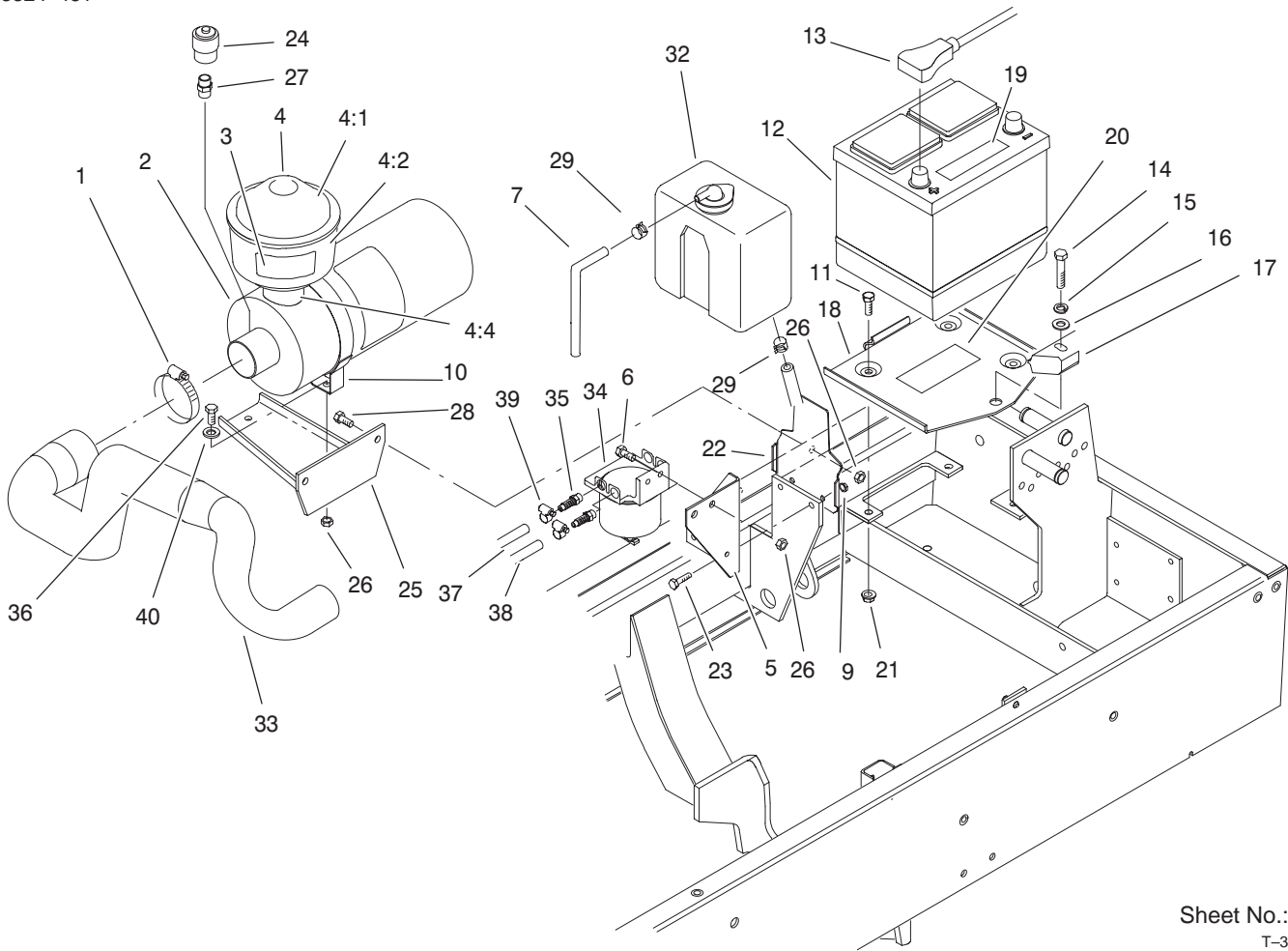


Sheet No.:15  
T-3421

## Muffler And Pump Drive Assembly

Ref. No.	Part No.	Qty.	Description
1	98-9794	1	Muffler – Exhaust
2	98-4555-03	1	Bracket–Muffler
3	323-7	4	Screw–HH
4	3256-4	8	Washer–Flat
5	98-9310	1	Clamp – Muffler
6	3296-39	4	Nut–Lock, NI
7	98-9745	1	Tube – Exhaust
8	33094-00	2	Washer–Flat
9	98-9309	1	Clamp – Muffler
10	98-4527	1	Pipe–Exhaust, Engine
11	33014-00	4	Nut–Hex
12	42-9850	10	Washer–Lock, Spring
13	33024-00	1	Nut–Lock, NI
14	98-4564-03	1	Guard – Flywheel,
15	33114-025	5	Screw–HH
16	43-0090	2	Bolt/Washer
17	42-9600	2	Lockwasher–Spring, Mid
18	98-4593	1	Driveshaft ASM
18:1	98-9768	1	Yoke
18:2	98-9766	2	Kit – Universal Joint
18:3	98-9765	1	Yoke & Shaft
18:4	98-9767	1	Tube – Yoke Series 6
18:5	98-9769	1	Flange – Yoke Series 6
18:6	302-5	3	Fitting–Lube

Ref. No.	Part No.	Qty.	Description
19	98-9322	3	Bolt–HH, Metric
20	322-9	2	Screw–HH
21	3296-29	2	Nut–Lock, NI
22	98-9346	1	Sender – Temperature
24	33114-020	2	Screw–HH
25	98-9611	1	Gasket



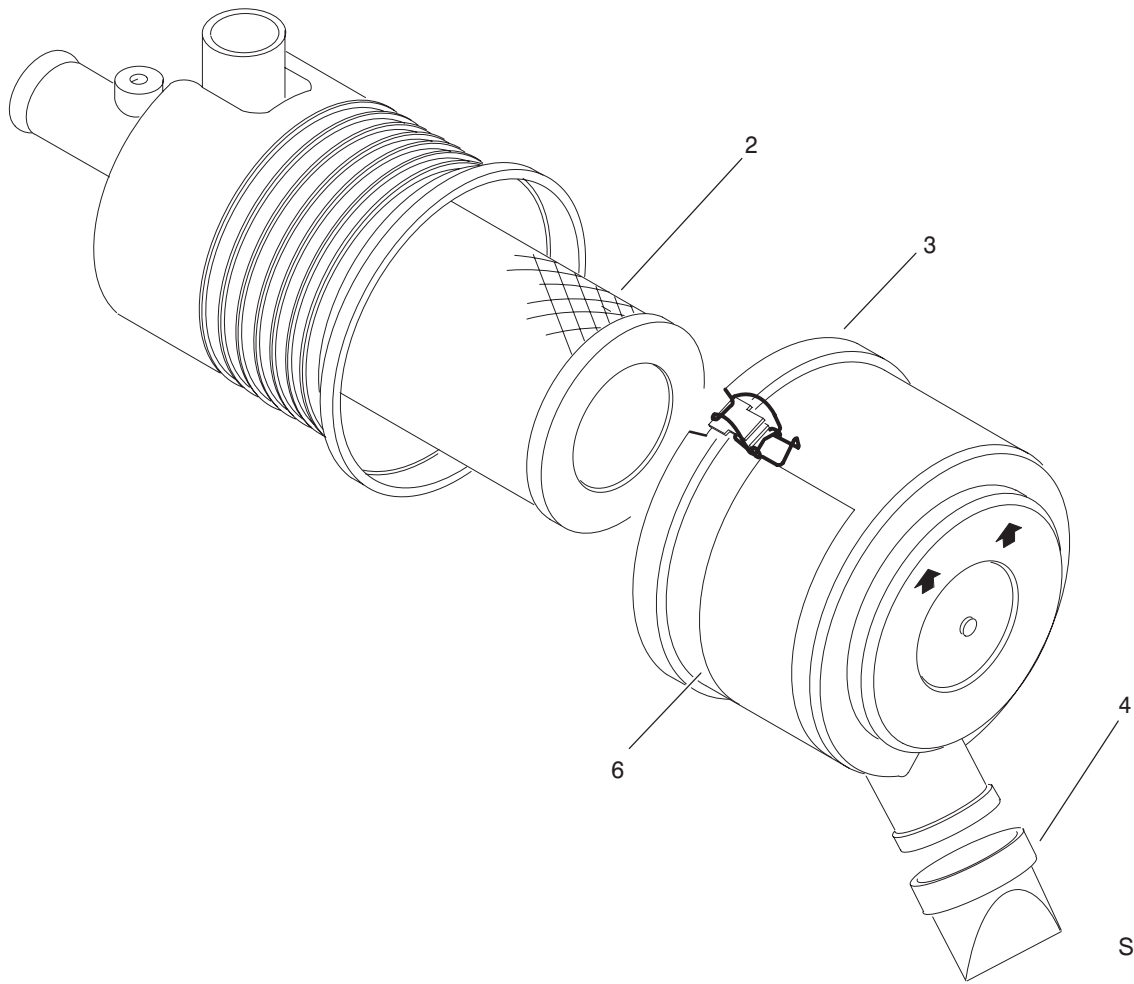
Sheet No.:16  
T-3422

## Engine Components Assembly

Ref. No.	Part No.	Qty.	Description
1	2412-42	1	Clamp-Hose
2	98-4517	1	Air Cleaner ASM
3	93-6692	1	Decal-Fluid, Starting
4	48-7430	1	Precleaner
4:1	33-1260	1	Cover ASM
4:2	33-1270	1	Bowl-Clear
*4:3	62-6300	1	Sleeve ASM
4:4	94-6873	1	Clamp
5	98-4578-03	1	Bracket-Filter, Fuel
6	3234-29	2	Screw-HHF
7	63-7630	1	Hose
9	32128-33	2	Nut-HF
10	98-4525	1	Bracket-Cleaner, Air
11	322-4	3	Screw-HH
12	66-2750	1	Battery
13	98-4599	1	Cable - Battery Positive
13:1	28-1280	1	Battery Cable Boot
14	323-9	1	Screw-HH
15	3253-21	1	Washer-Lock
16	3256-24	1	Washer-Flat
17	66-2490	1	Retainer-Battery
18	94-7343	1	Base-Battery, ASM
19	93-6668	1	Decal - Battery
20	93-7276	1	Decal - Danger
21	32128-20	3	Nut-HF

Ref. No.	Part No.	Qty.	Description
22	98-4576-03	1	Bracket-Reservoir, Water
23	321-5	2	Screw-HH
24	93-9164	1	Indicator - Mini
25	98-4518-03	1	Bracket-Cleaner, Air
26	3296-29	8	Nut-Lock, NI
27	94-1416	1	Indicator Adapter ASM
28	322-5	2	Screw-HH
29	92-2379	2	Clamp-Hose
*30	3290-378	1	Tie-Cable
31	3290-379	2	Tie-Cable
32	98-9323	1	Bottle-Overflow, Water
33	98-4510	1	Hose-Cleaner, Air
34	98-9305	1	Filter-Water/Fuel
35	353-783	2	Fitting-Pump
36	322-6	2	Screw-HH
37	71-3381	1	Hose-Fuel
38	95-4275	1	Hose - Fuel
39	2412-108	4	Clamp-Worm
40	3256-23	2	Washer-Flat

\* Not illustrated



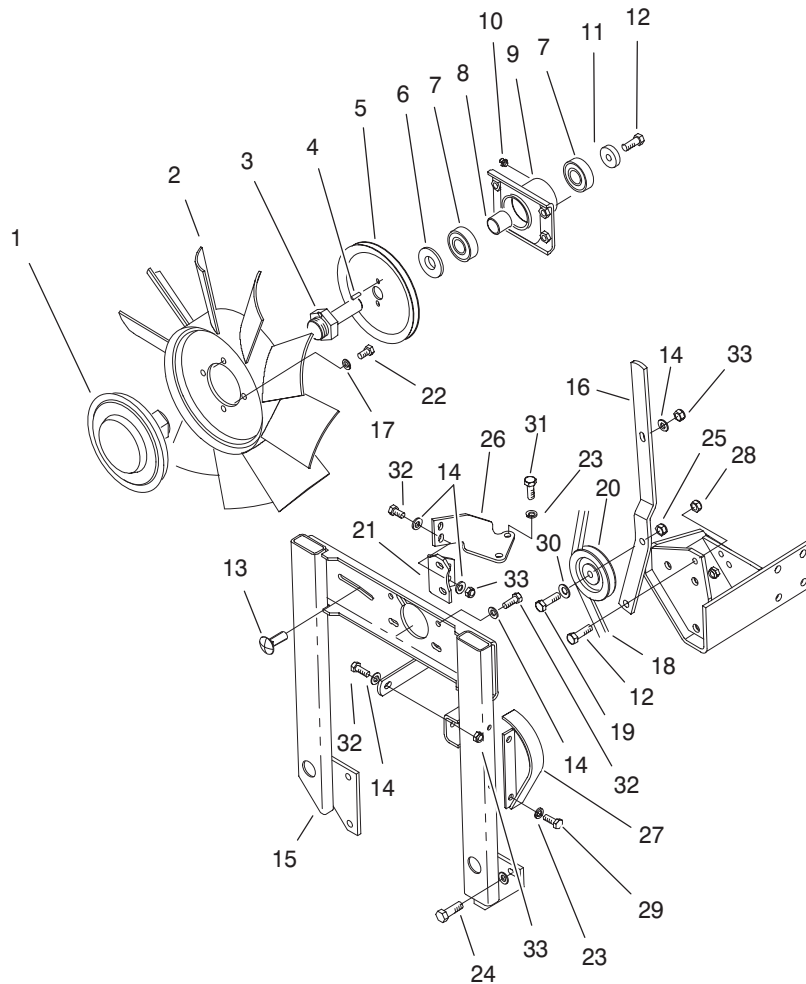
Sheet No.:B1  
T-2903

### Air Cleaner Assembly No. 98-4517

Ref. No.	Part No.	Qty.	Description
2	98-9763	1	Element ASM
3	98-9771	1	Cover ASM
4	94-1414	1	Valve - Vacuator
6	98-9788	1	Decal - Instruction

Ref. No.	Part No.	Qty.	Description



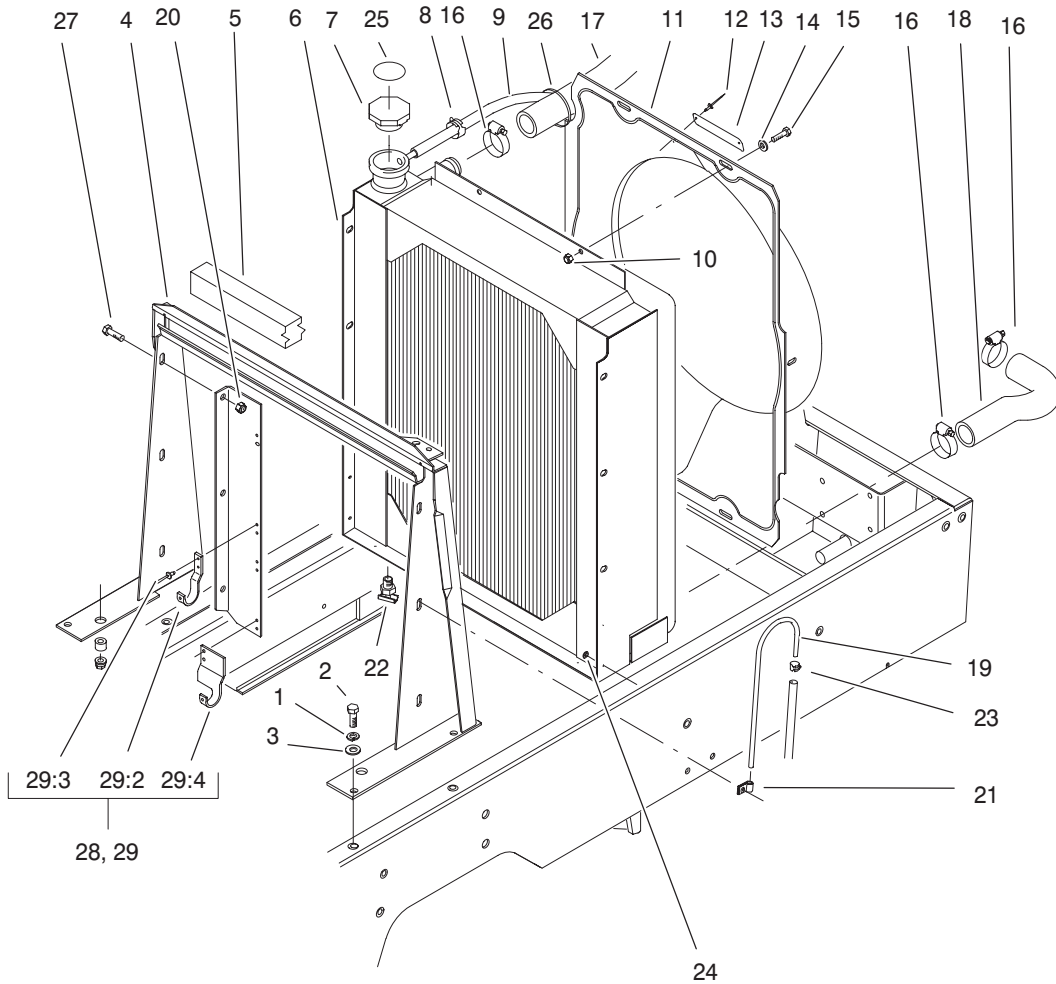


Sheet No.:17  
T-3423

## Engine Fan And Clutch Installation Assembly

Ref. No.	Part No.	Qty.	Description
1	74-5520	1	Clutch - Fan
2	75-3780	1	Fan-Engine
3	75-6380	1	Shaft - Fan
4	32121-2	2	Pin-Roll
5	98-9313-03	1	Pulley - Fan
6	47-0110	1	Spacer-Spindle
7	251-318	2	Bearing
8	75-5310	1	Spacer - Bearing
9	75-4450-03	1	Hub
10	302-2	1	Fitting-Grease
11	67-1630	1	Spacer
12	323-6	2	Screw-HH
13	3230-2	1	Screw-CARR
14	3256-23	9	Washer-Flat
15	98-4530-03	1	Support-Fan
16	98-4575-03	1	Lever-Idler, Fan
17	3253-4	4	Washer
18	98-9312	1	V-Belt
19	323-8	1	Screw-HH
20	63-8140	1	Pulley-Idler
21	98-9740	1	Bracket - Fan, Support
22	322-2	4	Screw-HH
23	42-9850	4	Washer-Lock, Spring
24	3234-29	6	Screw-HHF
25	3296-59	1	Nut-Lock, NI

Ref. No.	Part No.	Qty.	Description
26	98-9741	1	Bracket - Mount, Fan
27	98-4561-03	1	Shield-Alternator
28	3296-39	1	Nut-Lock, NI
29	32144-14	2	Screw-HWH
30	3256-24	1	Washer-Flat
31	33114-016	2	Screw-HH
32	322-4	7	Screw-HH
33	3296-29	4	Nut-Lock, NI



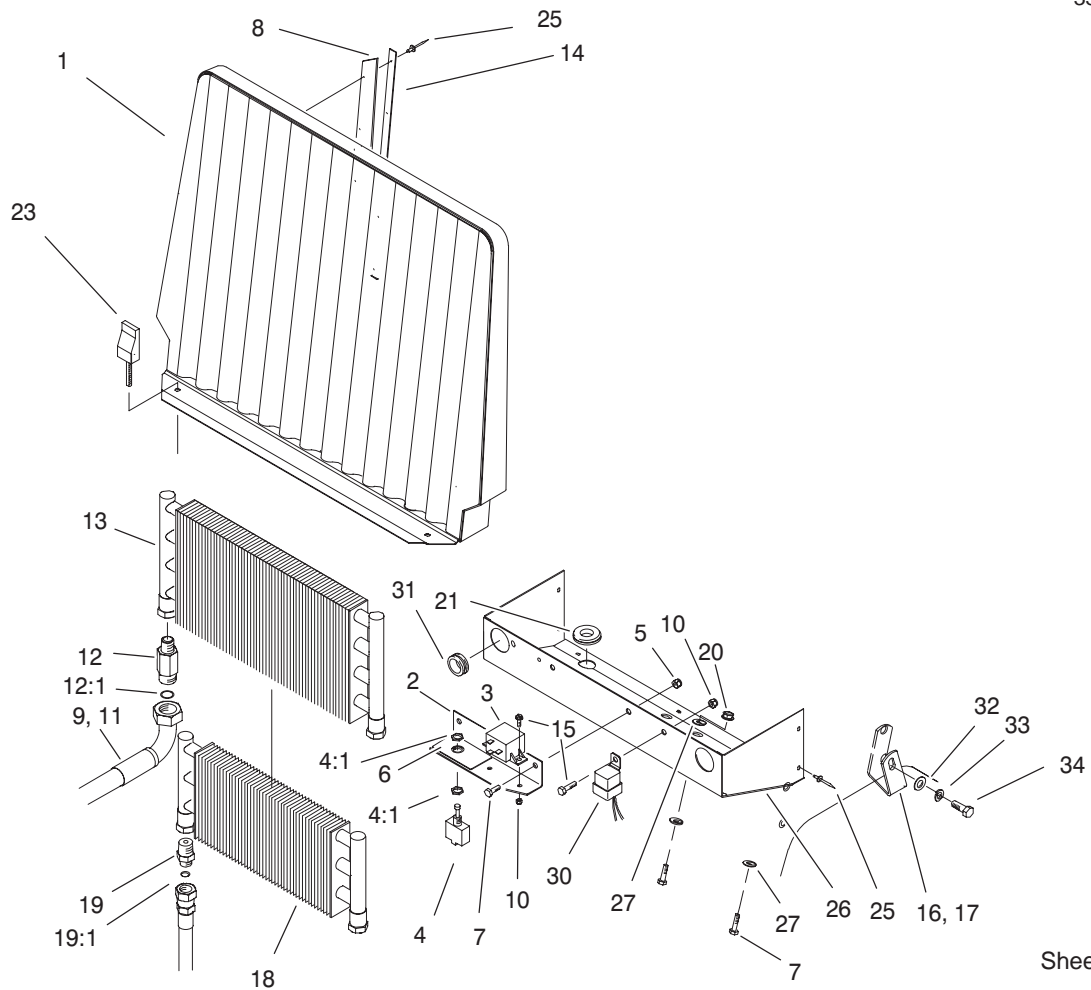
Sheet No.:18  
T-3424

## Radiator Frame Assembly

Ref. No.	Part No.	Qty.	Description
1	3253-4	4	Washer
2	322-5	4	Screw-HH
3	3256-23	4	Washer-Flat
4	98-9317-03	1	Support-Radiator
5	93-0005	1	Strip-Foam, Radiator Top
6	98-4507	1	Radiator
7	66-3240	1	Cap-Radiator
8	92-2379	1	Clamp-Hose
9	75-2851	1	Hose - Expansion Tank
10	3296-42	4	Nut-Lock
11	98-4571	1	Shroud - Fan
12	3290-271	2	Rivet-Pop
13	98-9335	1	Plate-Warning, Fan
14	3256-22	4	Washer-Flat
15	321-4	4	Screw-HH
16	2412-34	4	Clamp-Hose
17	98-4511	1	Hose-Radiator, Upper
18	98-4512	1	Hose-Radiator, Lower
19	66-3180	1	Tube-Vent
20	32128-20	6	Nut-HF
21	2412-103	2	Clamp
22	304-46	1	Draincock
23	2412-98	1	Clamp
24	3269-10	5	Washer-Back

Ref. No.	Part No.	Qty.	Description
25	93-7840	1	Decal-Cap, Radiator
26	3290-379	1	Tie-Cable
27	3234-5	6	Screw-HHF
*28	93-0071	1	LH Cooler Mount ASM
*28:2	75-0930	2	Hook - Cooler Mount
*28:3	3269-15	8	Rivet
*28:4	93-0089	2	Bracket - Cooler Mount,LH
29	93-0030	1	RH Cooler Mount ASM
29:2	75-0930	2	Hook - Cooler Mount
29:3	3269-15	8	Rivet
29:4	93-0090	2	Bracket - Cooler Mount,RH

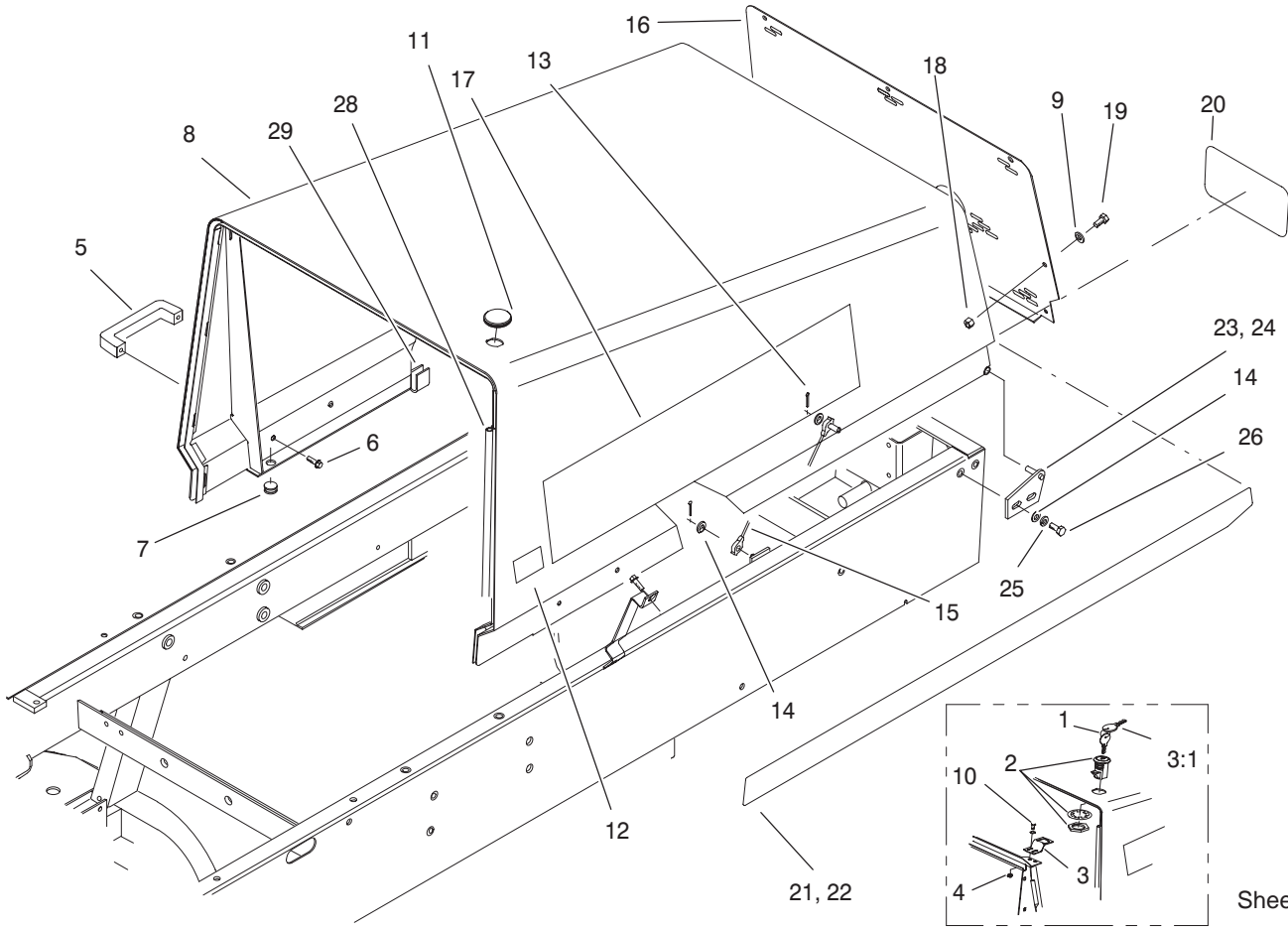
\* Not illustrated

Sheet No.: 19  
T-3425

## Oil Cooler Assembly

Ref. No.	Part No.	Qty.	Description	Ref. No.	Part No.	Qty.	Description
1	93-0032-03	1	Housing-Screen, Front	19:1	237-22	1	O-Ring
2	75-3390-03	1	Bracket-Backlap	20	32128-20	2	Nut-HF
3	66-8800	1	Relay	21	100-3815	2	Grommet-Rubber
4	99-8352	1	Switch - Backlap	*22	218-498	2	Locknut-Hex
4:1	218-498	2	Locknut-Hex	23	93-1374	2	Latch - Swell
*4:2	218-588	3	Screw	*24	218-588	3	Screw
*4:3	218-589	1	Washer	25	3269-13	15	Rivet-Pop
*4:4	3253-19	3	Washer-Lock/Sp	26	93-0025-03	1	Shield-Radiator
5	3296-29	2	Nut-Lock, NI	27	3256-2	4	Washer-Flat
6	93-6684	1	Decal - Backlap	*28	218-589	1	Washer
7	322-2	4	Screw-HH	*29	3253-19	3	Washer-Lock/Sp
8	93-3623	2	Strip-Sealing, Radiator	30	63-7590	1	Relay
9	93-0077	1	Hose ASM	31	240-3	2	Grommet-Rubber
10	3296-42	3	Nut-Lock	32	3256-26	2	Washer-Flat
11	93-0078	1	Hose ASM	33	3253-7	2	Washer-Lock/Sp
12	92-4999	2	Fitting	34	325-5	2	Screw-HH
12:1	237-65	1	O-Ring				
13	75-1040	1	Cooler-Oil				
14	93-3624-03	2	Plate- Retaining				
15	321-4	3	Screw-HH				
16	98-4591	1	Clamp - Hose, LH				
17	98-4592	1	Clamp - Hose, RH				
18	24-0760	1	Cooler ASM				
19	340-124	2	Adapter				

\* Not illustrated

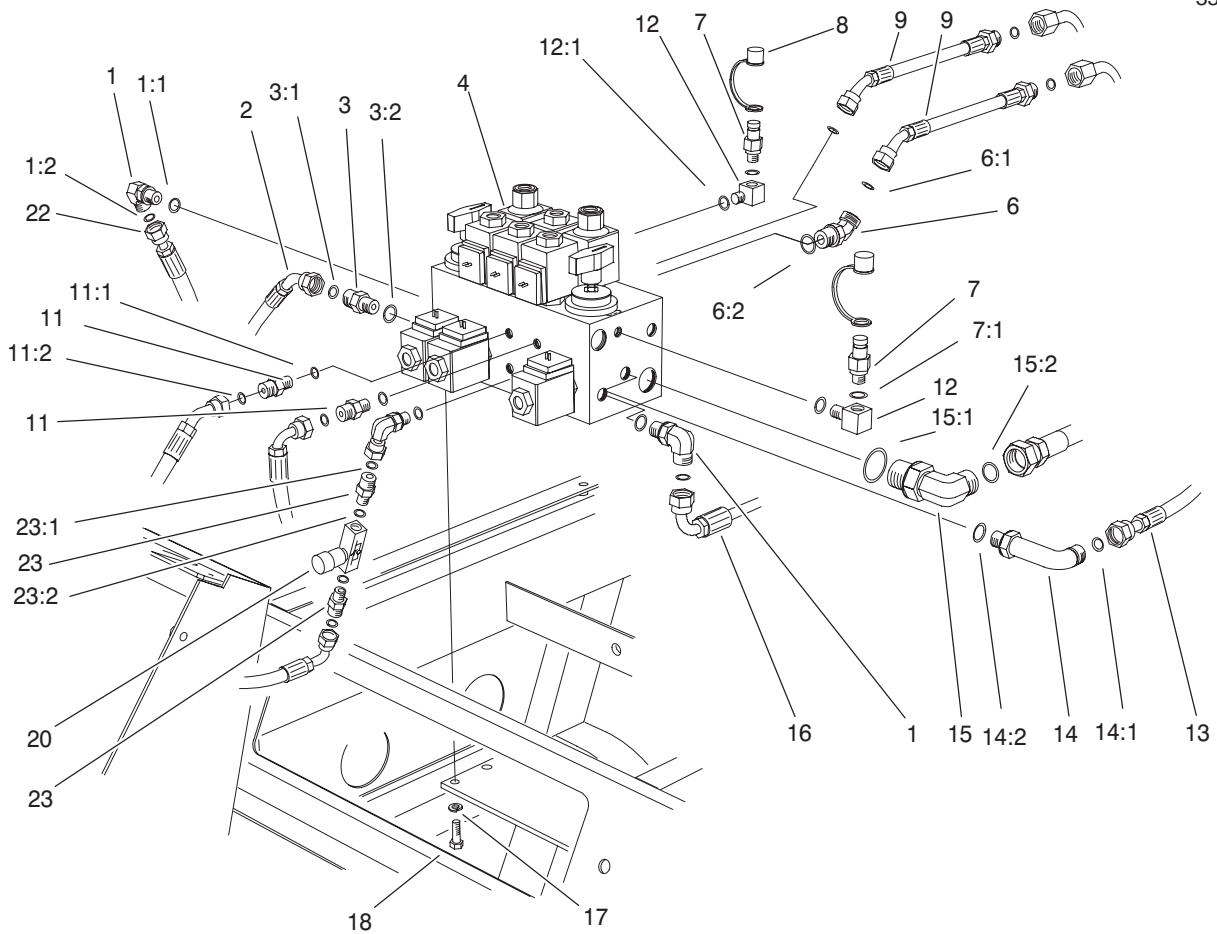


Sheet No.:20  
T-3426

## Frame And Body Assembly

Ref. No.	Part No.	Qty.	Description
1	98-9321	1	Ring-Key
2	98-9316	1	Latch - Hood
3	98-9315	1	Latch - Locking
3:1	99-8350	2	Key - Latch, Locking
4	3296-16	2	Nut-Lock, NI
5	65-5100	2	Handle-Door
6	46-8091	4	Screw-HWH
7	237-141	2	Grommet-Rubber
8	98-9746	1	Hood & Carton ASM
9	3256-1	9	Washer-Flat
10	321-4	2	Screw-HH
11	98-9314	1	Grommet
12	93-7252	1	Decal-International
13	3272-4	2	Pin-Cotter
14	3256-23	6	Washer-Flat
15	75-0570	1	Cable - Hood
16	98-4573-03	1	Screen - Hood, Rear
17	98-4521	2	Decal - Hood
18	3296-42	2	Nut-Lock
19	321-39	7	Screw-HH
20	62-7400	1	Decal-Toro
21	92-5751	1	Decal - Hood, LH
22	92-5752	1	Decal - Hood, RH
23	63-6900-01	1	Plate-Hood Hinge, LH
24	63-6890-01	1	Plate-Hood Hinge, RH
25	3253-4	4	Washer

Ref. No.	Part No.	Qty.	Description
26	322-5	4	Screw-HH
28	93-0081	1	Strip-Seal
29	99-8975	1	Strip-Seal



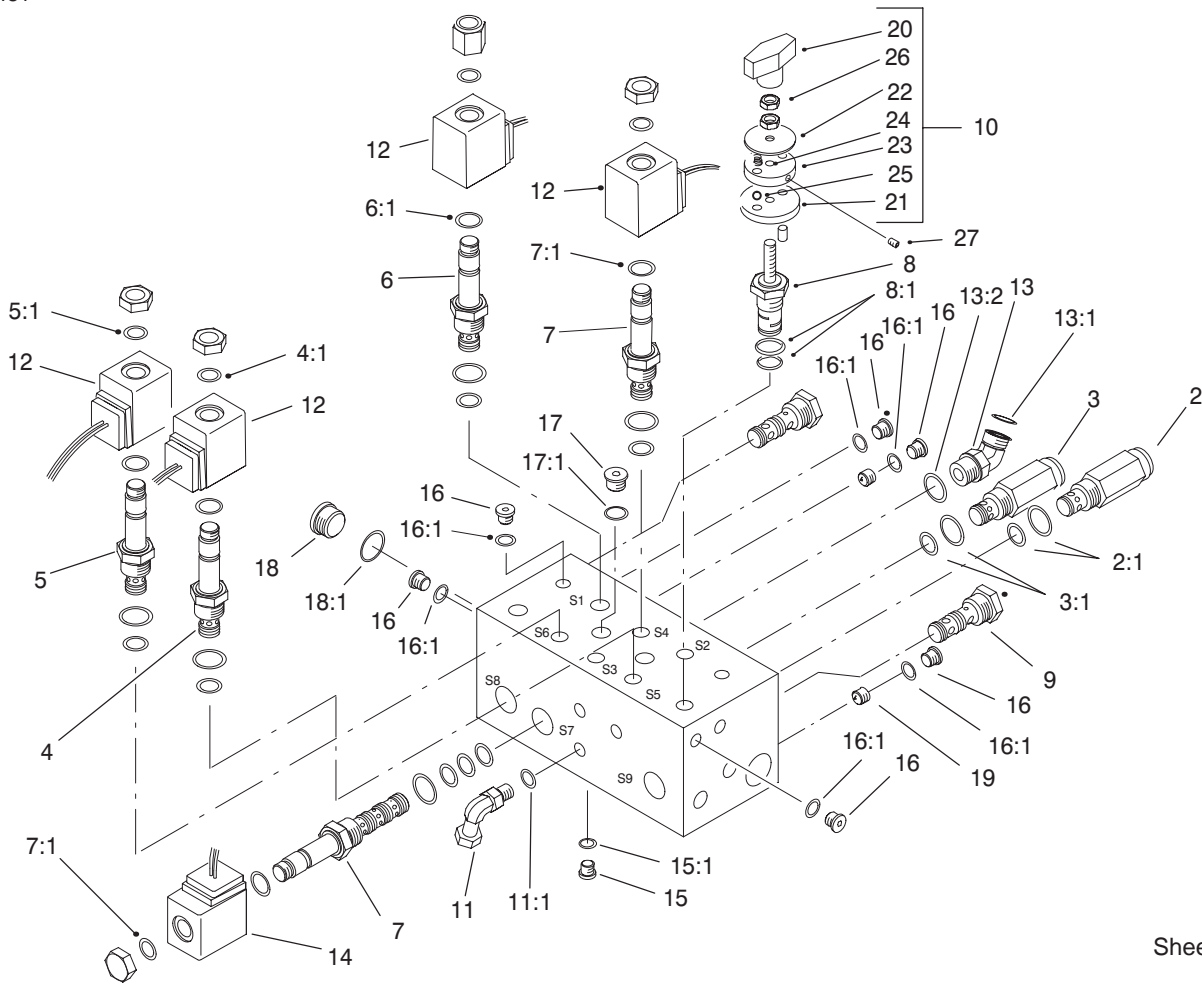
Sheet No.:21  
T-3427

## Hydraulic Control Block And Hoses Assembly

Ref. No.	Part No.	Qty.	Description
1	340-98	2	Fitting-90°
1:1	237-79	2	O-Ring
1:2	237-30	2	O-Ring
2	100-3879	1	Hose Assembly – Hydraulic
3	340-4	1	Adapter
3:1	237-30	1	O-Ring
3:2	237-79	1	O-Ring
4	98-4579	1	Hydraulic Manifold ASM
6	340-101	1	Fitting
6:1	237-30	1	O-Ring
6:2	237-79	1	O-Ring
7	354-77	2	Fitting-Quick
7:1	237-78	2	O-Ring
8	354-79	2	Cap – Fitting, Yellow
9	86-9190	2	Hose
11	340-92	2	Fitting
11:1	237-78	1	O-Ring
11:2	237-21	1	O-Ring
12	75-6640	2	Fitting – Special
12:1	237-78	2	O-Ring
13	98-9348	1	Hydraulic Hose ASM
14	98-9781	1	Fitting – 90°, ORFS
14:1	237-30	1	O-Ring
14:2	237-79	1	O-Ring

Ref. No.	Part No.	Qty.	Description
15	340-139	1	Fitting-90°
15:1	237-81	1	O-Ring
15:2	237-65	1	O-Ring
16	98-9347	1	Hydraulic Hose ASM
17	3253-4	4	Washer
18	322-3	4	Screw-HH
20	98-9742	1	Valve-Control, Flow
22	100-3878	1	Hose Assembly – Hydraulic
23	340-1	2	Adapter
23:1	237-35	1	O-Ring
23:2	237-42	1	O-Ring
*24	3290-378	1	Tie-Cable

\* Not illustrated



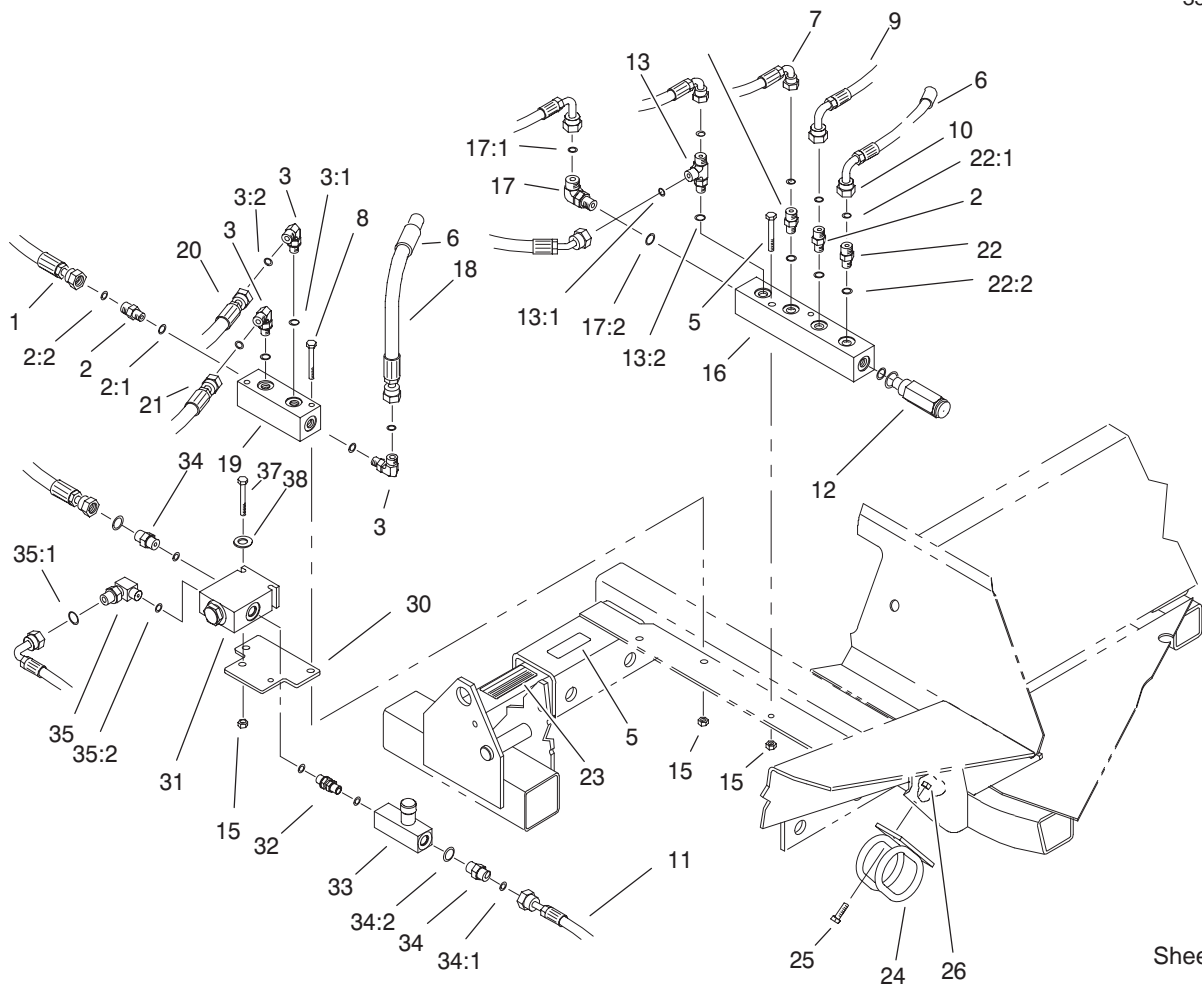
Sheet No.:B3  
T-1503-3

## Hydraulic Manifold Assembly No. 98-4579

Ref. No.	Part No.	Qty.	Description
2	75-2010	1	Cartridge – Relief Da
2:1	95-5645	1	Seal Kit
3	75-0920	1	Cartridge-Relief
*3:1	95-5645	1	Seal Kit
4	94-2685	3	Cartridge – N.c. Spool
*4:1	95-5645	1	Seal Kit
5	92-6315	1	Cartridge-N.c. Poppet
*5:1	69-4230	1	Kit-Seal
6	88-7020	2	Cartridge-N.o. Spool
6:1	95-5645	1	Seal Kit
7	88-6960	3	Cartridge-4w/2p
7:1	95-5642	1	Seal Kit
8	98-9779	2	Cartridge – Flow
8:1	95-5645	1	Seal Kit
9	69-4120	2	Cartridge-Logic
9:1	69-4240	1	Kit-Seal
10	94-3660	1	Kit-Detent
10:1	94-5020	1	Knob ASM
10:2	94-5025	1	Plate – Locating
10:3	94-5026	1	Plate-Indicator
10:4	3218-1	2	Nut-Jam
10:5	94-5023	1	Plate – Detent
10:5:1	3245-36	1	Screw – HSH
10:6	94-5027	2	Spring
10:7	255-13	2	Ball-Steel, Stainless

Ref. No.	Part No.	Qty.	Description
11	340-143	1	Elbow – 90° Swivel
11:1	237-78	1	O-Ring
12	88-9190	6	Kit-Coil, Solenoid
13	340-101	1	Fitting
13:1	237-30	1	O-Ring
13:2	237-79	1	O-Ring
14	88-9200	3	Solenoid Coil Kit
15	353-991	10	Plug-Hex, Hollow
15:1	237-156	1	O-Ring
16	353-990	15	Plug
16:1	237-78	1	O-Ring
17	353-989	1	Plug-Hex, Hollow
18	354-70	1	Plug-Hex, Hollow
18:1	237-80	1	O-Ring
19	98-9791	2	Plug – Orifice
20	94-5020	1	Knob ASM
21	94-5025	1	Plate – Locating
22	94-5026	1	Plate-Indicator
23	94-5023	1	Plate – Detent
23:1	3245-36	1	Screw – HSH
24	94-5027	2	Spring
25	255-13	2	Ball-Steel, Stainless
26	3218-1	2	Nut-Jam
27	3245-36	1	Screw – HSH

\* Not illustrated



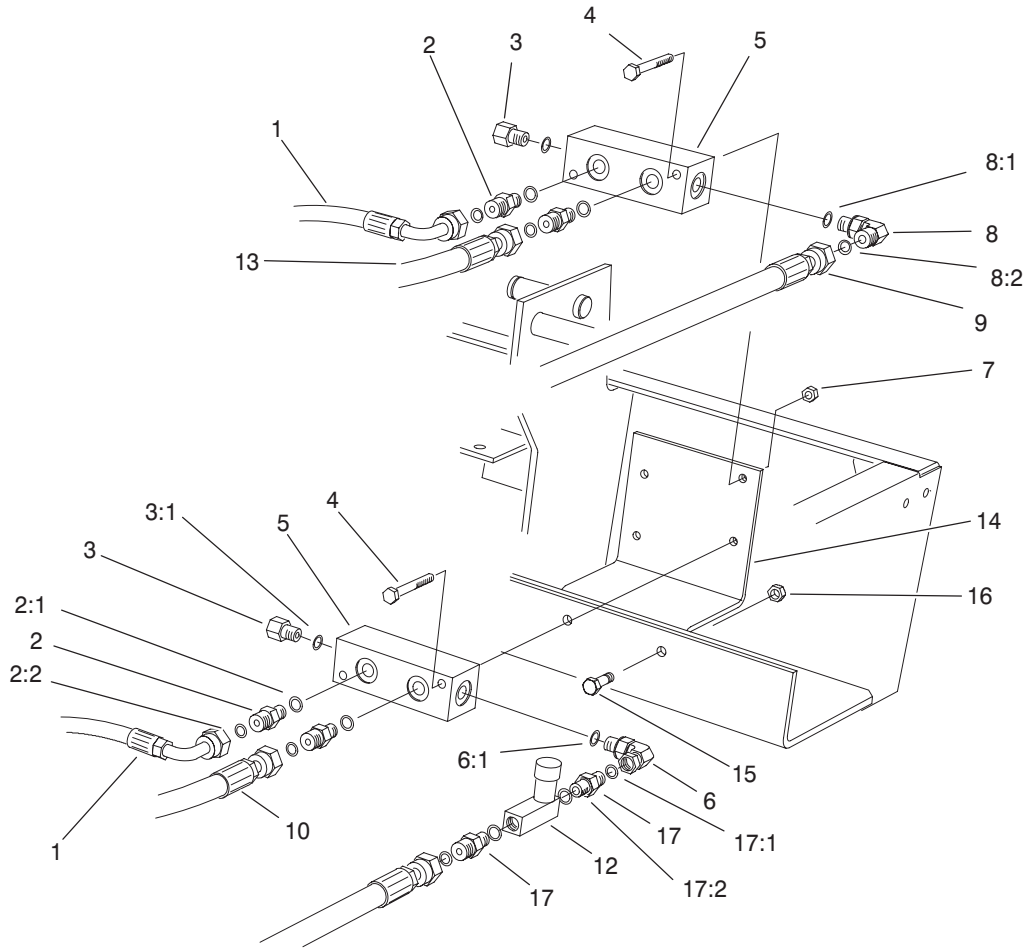
Sheet No.:22  
T-3428

## Front Hydraulic Manifold Assembly

Ref. No.	Part No.	Qty.	Description
1	98-4584	1	Hydraulic Hose ASM
2	340-92	3	Fitting
2:1	237-78	1	O-Ring
2:2	237-21	1	O-Ring
3	340-132	3	Elbow-90°
3:1	237-78	1	O-Ring
3:2	237-21	1	O-Ring
5	93-6686	1	Decal-Oil, Hydraulic
6	38-3400	2	Guard-Rubber
7	75-5910	1	Hose
8	321-18	4	Screw-HH
9	93-0118	1	Hose ASM
10	93-0119	1	Hose ASM
11	99-5643	1	Hose-Hydraulic
12	93-0143	1	Cartridge-Relief, P.o.
13	340-140	1	Adapter Tee
13:1	237-21	2	O-Ring
13:2	237-78	1	O-Ring
15	3296-42	6	Nut-Lock
16	93-0139	1	Block-Manifold, 6 Port
17	340-77	1	Fitting-90°
17:1	237-22	1	O-Ring
17:2	237-42	1	O-Ring
18	92-9096	1	Hose
19	75-1180	1	Block-Manifold, 4 Port
20	98-4587	1	Hydraulic Hose ASM

Ref. No.	Part No.	Qty.	Description
21	98-4590	1	Hydraulic Hose ASM
22	340-2	2	Adapter
22:1	237-22	1	O-Ring
22:2	237-42	1	O-Ring
23	93-6693	1	Decal-Plate, Floor
24	99-5621	2	Guide-Hose
25	322-5	4	Screw-HH
26	3296-29	4	Nut-Lock, NI
30	99-5640	1	Plate-Mounting
31	99-6998	1	Divider-Flow
*31:1	99-5645	1	Body
*31:2	99-5646	1	Cartridge
*31:3	353-989	1	Plug-Hex, Hollow
*31:4	99-5647	1	Seal Kit
32	99-5644	1	Fitting-SAE
33	98-9742	1	Valve-Control, Flow
34	340-1	2	Adapter
34:1	237-35	1	O-Ring
34:2	237-42	1	O-Ring
35	340-82	1	Adapter
35:1	237-42	1	O-Ring
35:2	237-21	1	O-Ring
37	321-11	2	Screw-HH
38	3256-2	2	Washer-Flat

\* Not illustrated

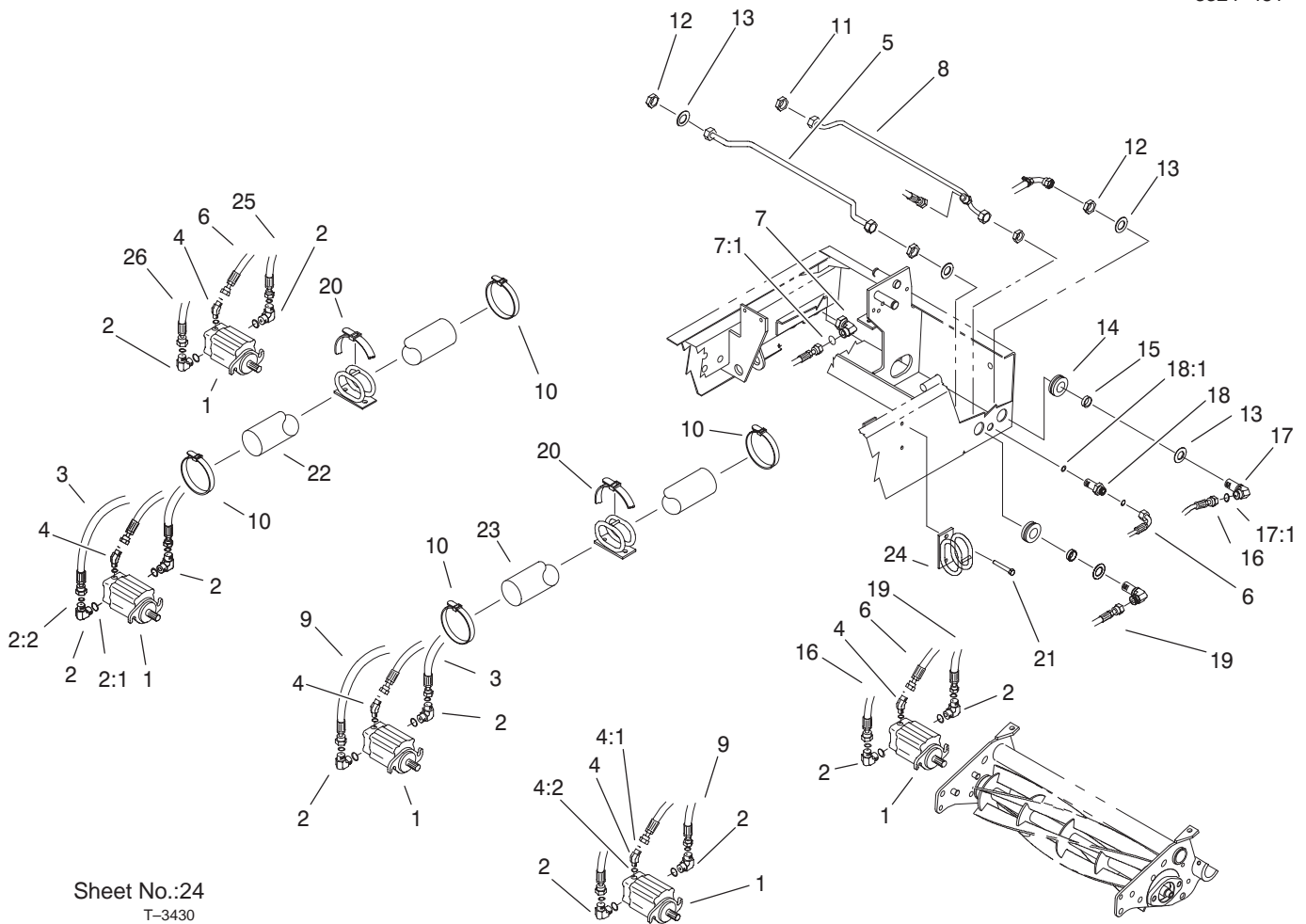


Sheet No.:23  
T-3429

## Rear Hydraulic Manifold Assembly

Ref. No.	Part No.	Qty.	Description	Ref. No.	Part No.	Qty.	Description
1	75-6180	2	Hose				
2	340-92	4	Fitting				
2:1	237-78	1	O-Ring				
2:2	237-21	1	O-Ring				
3	353-512	2	Plug				
3:1	237-78	1	O-Ring				
4	321-11	4	Screw-HH				
5	75-1180	2	Block-Manifold, 4 Port				
6	340-143	1	Elbow - 90° Swivel				
6:1	237-78	1	O-Ring				
7	32128-33	4	Nut-HF				
8	340-132	1	Elbow-90°				
8:1	237-78	1	O-Ring				
8:2	237-21	1	O-Ring				
9	93-0118	1	Hose ASM				
10	75-6080	1	Hose				
12	98-9742	1	Valve-Control, Flow				
13	75-6070	1	Hose				
14	94-4920-03	1	Plate-Mounting, Valve				
15	322-5	2	Screw-HH				
16	32128-20	2	Nut-HF				
17	340-1	2	Adapter				
17:1	237-35	1	O-Ring				
17:2	237-42	1	O-Ring				
*18	3290-378	1	Tie-Cable				

\* Not illustrated



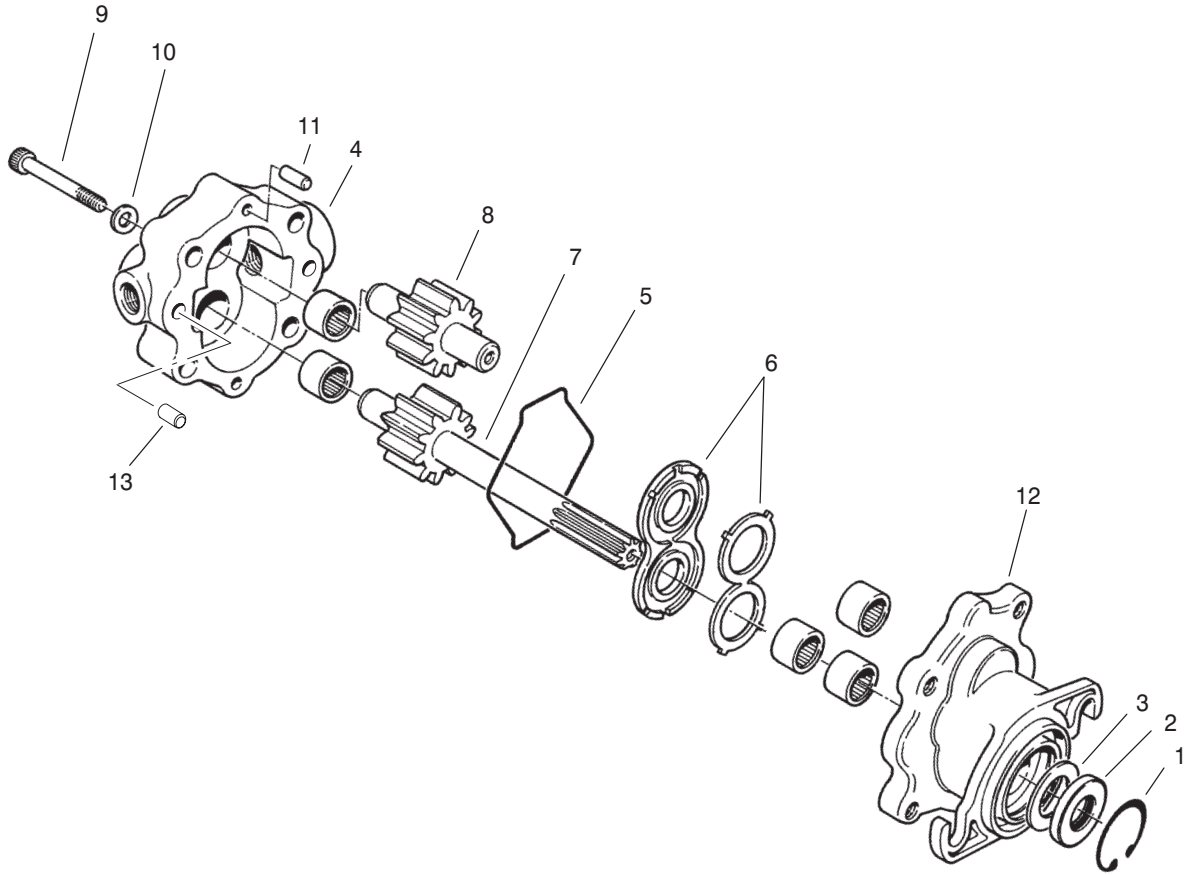
Sheet No.:24  
T-3430

### Reel Motors Assembly

Ref. No.	Part No.	Qty.	Description
1	93-1375	5	Motor-Reel
2	340-98	10	Fitting-90°
2:1	237-79	2	O-Ring
2:2	237-30	2	O-Ring
3	100-3875	1	Hose Assembly - Hydraulic
4	340-103	5	Fitting
4:1	237-78	2	O-Ring
4:2	237-21	2	O-Ring
5	94-4918	1	Tube ASM
6	98-4583	2	Hydraulic Hose ASM
7	94-6031	1	Fitting-Hydraulic
7:1	237-30	1	O-Ring
8	100-3714	1	Drain Tube ASM
*8:1	237-21	1	O-Ring
9	100-3874	1	Hose Assembly - Hydraulic
10	3290-379	10	Tie-Cable
11	340-70	2	Locknut-Bulkhead
12	340-127	4	Nut-Bulkhead
13	69-8930	8	Washer
14	240-5	4	Grommet
15	69-8960	4	Spacer
16	100-3876	1	Hose Assembly - Hydraulic
17	93-9151	3	Fitting-Hydraulic

Ref. No.	Part No.	Qty.	Description
17:1	237-30	2	O-Ring
18	340-71	2	Fitting-Straight, Bulkhead
18:1	237-22	2	O-Ring
19	100-3877	1	Hose Assembly - Hydraulic
20	3334-945	3	Tie-Cable
21	32104-32	4	Screw-HH
22	99-5648	4	Sleeve-Protective
23	99-5617	1	Sleeve - Protection
24	99-5621	2	Guide-Hose
25	104-0057	1	Hose ASM-Hyd
26	104-0069	1	Hose ASM-Hyd
*27	100-3713	1	Fitting-Hyd, 90 Bulkhead
*27:1	237-30	2	O-Ring

\* Not illustrated

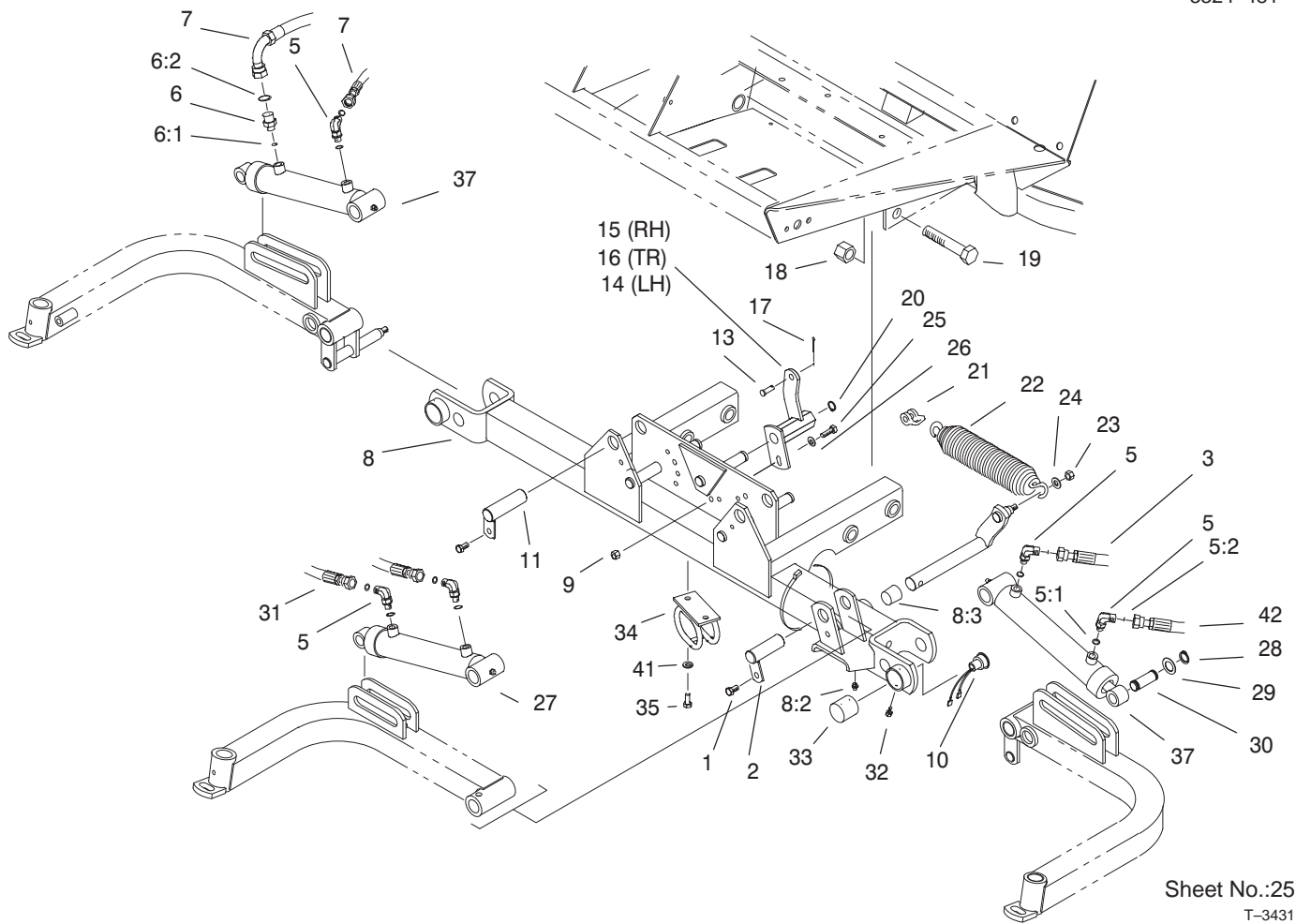


Sheet No.:B4  
T-3516

### Reel Motor Assembly No. 93-1375

Ref. No.	Part No.	Qty.	Description
1	32151-41	2	Ring-Snap
4	93-3614	2	Cover ASM
5	354-46	2	Ring-Seal
6	74-3810	2	Load Plate ASM
7	93-3615	2	Drive Shaft & Gear ASM
8	93-3616	2	Idler Shaft & Gear ASM
9	354-50	8	Screw-HSH
10	354-51	8	Washer
11	353-599	4	Pin-Dowel
12	92-8795	2	Body ASM
13	92-8796	4	Pin - Dowel
14	92-8863	2	Kit-Repair

Ref. No.	Part No.	Qty.	Description



Sheet No.:25

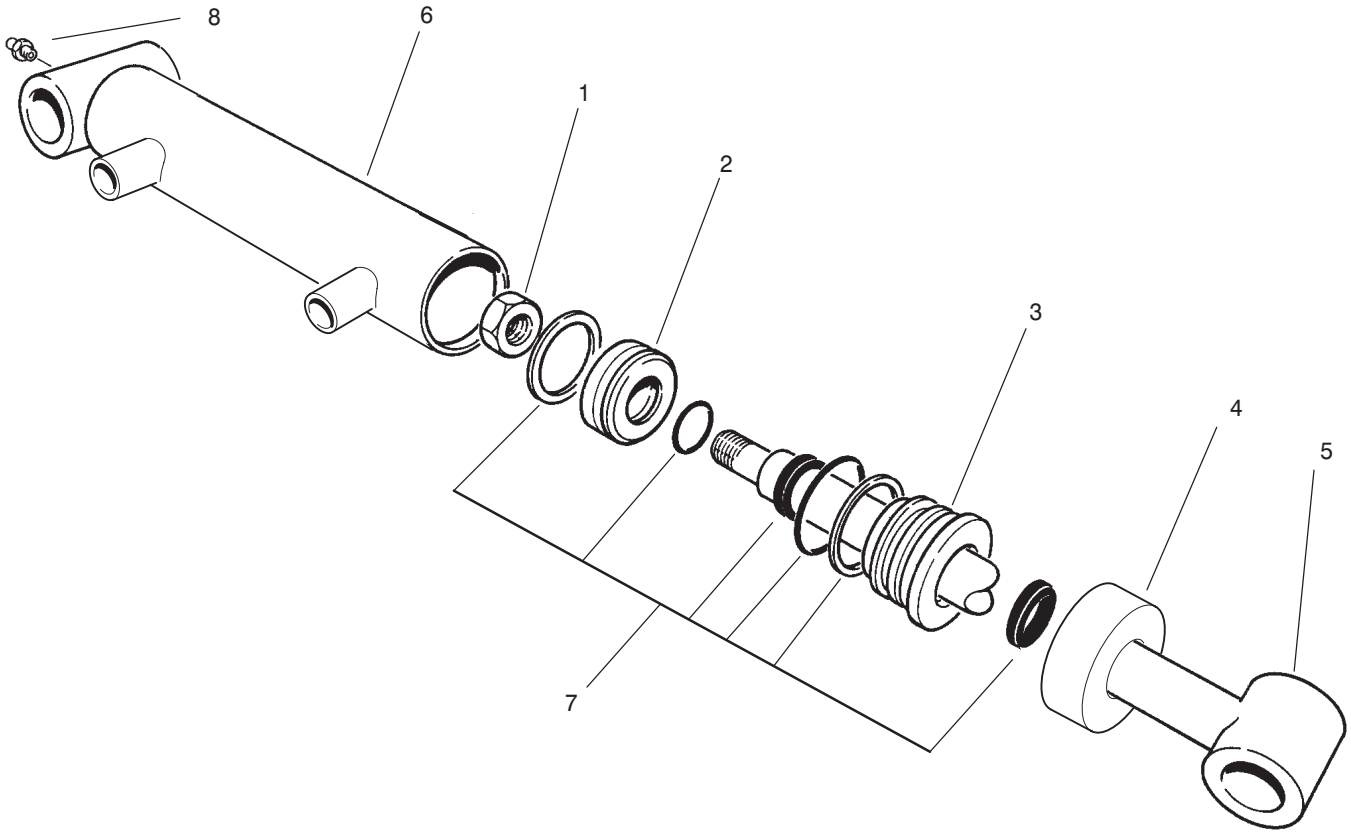
T-3431

## Carrier Frame Assembly

Ref. No.	Part No.	Qty.	Description	Ref. No.	Part No.	Qty.	Description
1	32144-14	3	Screw-HWH	17	3272-10	3	Pin-Cotter
2	83-6790	1	Pin-Cylinder	18	3296-51	4	Nut-Lock, NI
3	99-5643	1	Hose-Hydraulic	19	328-7	4	Screw-HH
4	340-143	1	Elbow - 90° Swivel	20	32151-48	3	E-Ring
4:1	237-78	1	O-Ring	21	282-4	3	Shackle
5	340-132	5	Elbow-90°	22	5-0743-03	3	Spring-Mower, Wing
5:1	237-78	2	O-Ring	23	3296-44	3	Nut-Lock NI
5:2	237-21	2	O-Ring	24	3256-24	3	Washer-Flat
6	340-92	1	Fitting	25	322-5	3	Screw-HH
6:1	237-78	1	O-Ring	26	3256-23	3	Washer-Flat
6:2	237-21	1	O-Ring	27	93-9310	1	Cylinder-Hydraulic
7	99-5641	2	Hose-Hydraulic	28	32120-93	6	Ring-Retaining
8	94-5808	1	Frame-Carrier	29	3-6498	6	Washer-Thrust
8:2	302-5	1	Fitting-Lube	30	75-5350	3	Pin-Slide, Cylinder
8:3	67-1750	2	Bushing	31	75-5900	1	Hose
9	3296-29	4	Nut-Lock, NI	32	32104-76	2	Screw-Slot, Acorn
10	92-8002	1	Plug-Reed Switch, Magnet	33	75-6370	1	Cap - Sensor
11	83-6780	2	Cylinder Pin	34	99-5621	1	Guide-Hose
*12	3290-379	4	Tie-Cable	35	322-5	2	Screw-HH
13	283-6	3	Pin-Clevis	37	99-6986	2	Cylinder-Hydraulic
14	75-5220-03	1	Bracket-Spring, LH	*39	3290-378	2	Tie-Cable
15	75-5200-03	1	Bracket-Spring, RH	41	3253-5	2	Washer-Lock/Sp
16	75-5210-03	1	Bracket-Spring, Center	42	99-5642	1	Hose-Hydraulic

\* Not illustrated

3324-481

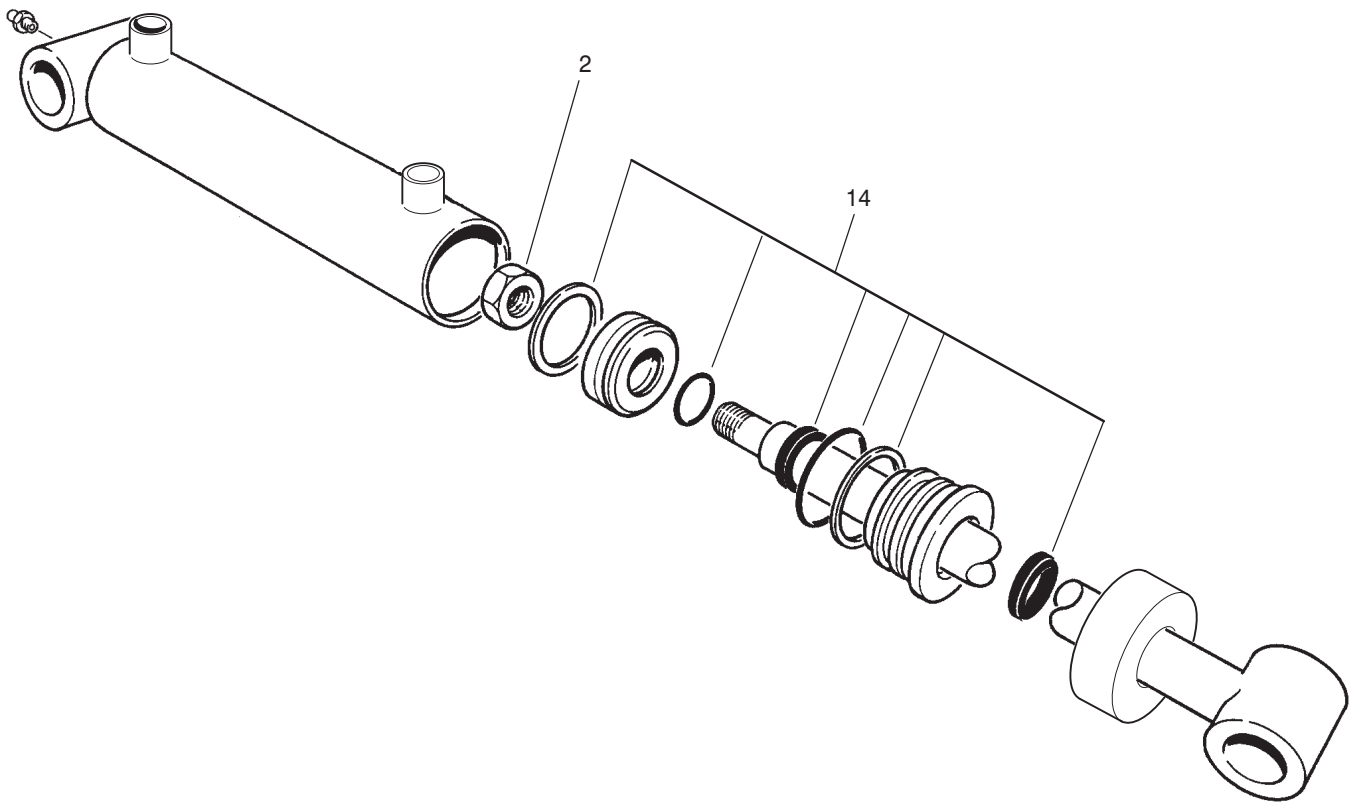


Sheet No.:B5  
T-2114-2

## Hydraulic Cylinder No. 93-9310

Ref. No.	Part No.	Qty.	Description
1	32152-10	1	Locknut-Deform, Top
2	70-2780	1	Piston
3	93-7990	1	Head
4	93-7991	1	Collar
5	75-3790	1	Shaft w/Tube
6	93-9312	1	Barrel ASM
7	86-7330	1	Kit-Seal
8	302-5	1	Fitting-Lube

Ref. No.	Part No.	Qty.	Description

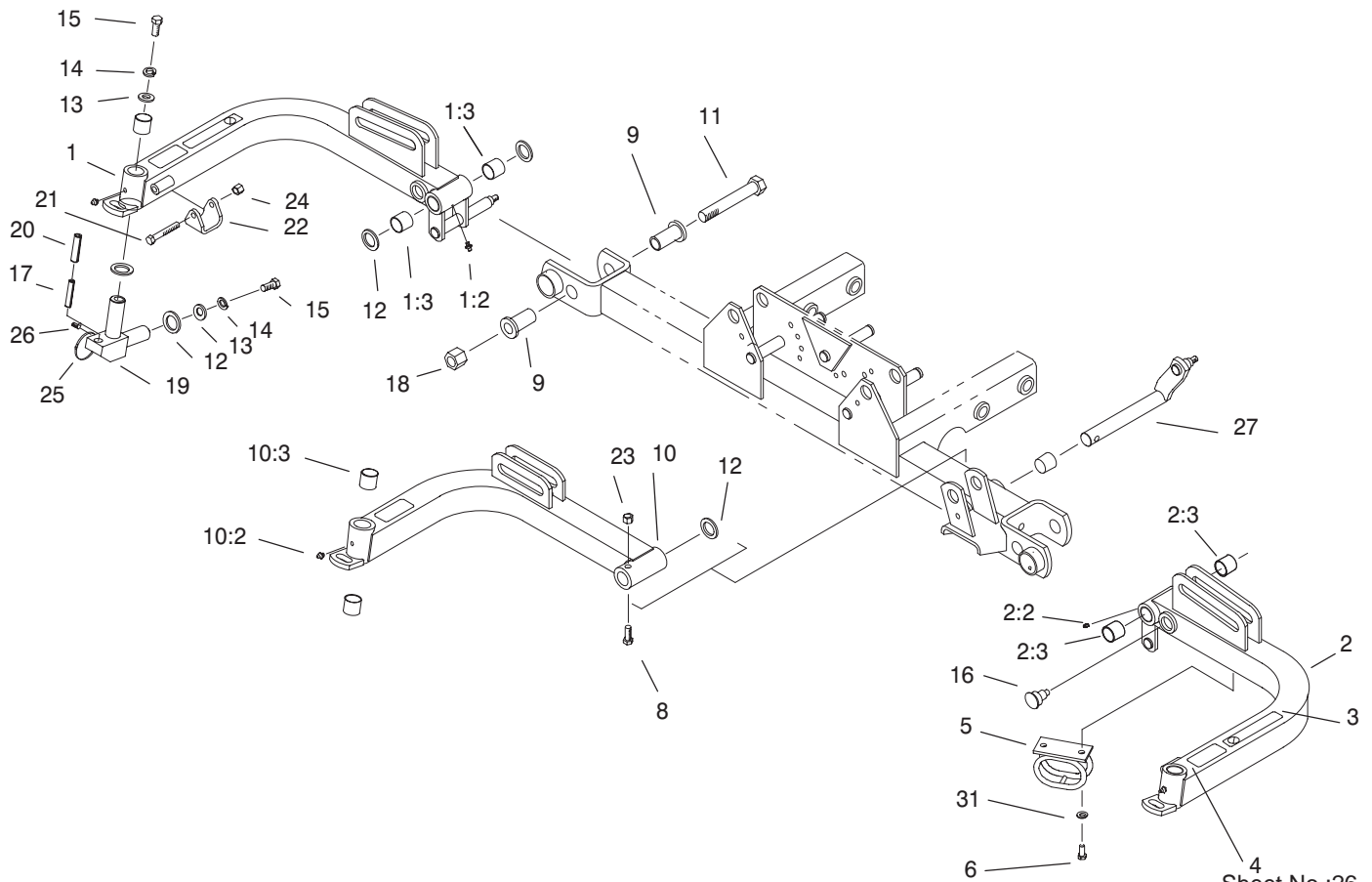


Sheet No.:B6  
T-3383

## Hydraulic Cylinder Assembly No. 99-6986

Ref. No.	Part No.	Qty.	Description
2	32152-10	1	Locknut-Deform, Top
14	100-8023	1	Kit-Repair, Seal

Ref. No.	Part No.	Qty.	Description



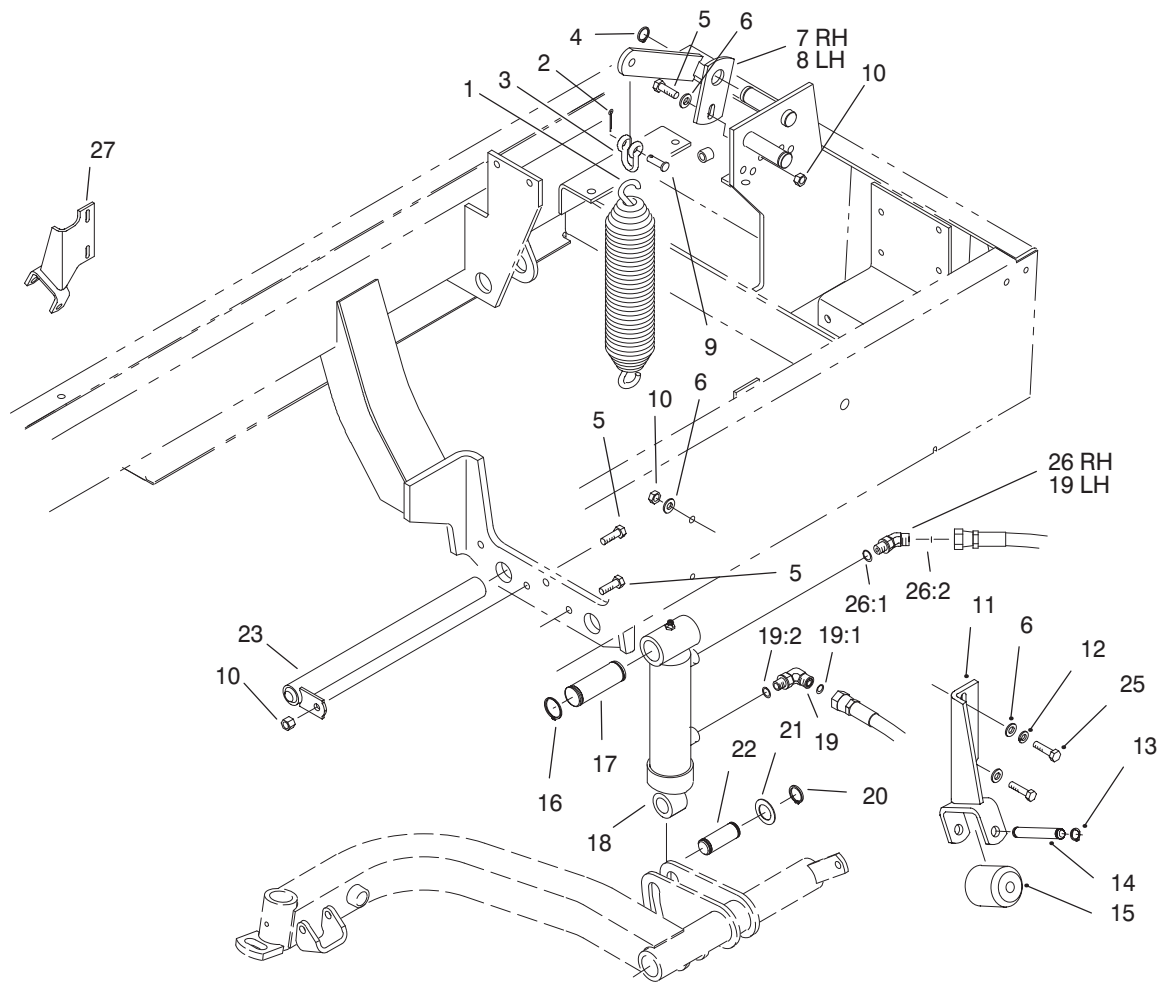
Sheet No.:26

T-3432

## Front Lift Arms Assembly

Ref. No.	Part No.	Qty.	Description
1	94-5598	1	Arm-Lift, RH
1:2	302-5	2	Fitting-Lube
1:3	67-1750	4	Bushing
2	94-5800	1	Arm-Lift, LH
2:2	302-5	2	Fitting-Lube
2:3	67-1750	4	Bushing
3	93-6687	2	Decal-Step, No
4	93-6696	3	Decal-Loaded, Spring
5	99-5621	2	Guide-Hose
6	322-5	4	Screw-HH
8	323-11	1	Screw-HH
9	84-8320	4	Insert - Hinge
10	94-5802	1	Arm-Lift, Center
10:2	302-5	1	Fitting-Lube
10:3	67-1750	2	Bushing
11	328-12	2	Screw-HH
12	256-115	11	Washer-Thrust
13	3256-6	6	Washer-Flat
14	3253-7	6	Washer-Lock/Sp
15	325-4	6	Screw-HH
16	92-8754	1	Plug-Reed Switch, Magnet
17	32121-27	3	Pin-Roll
18	3296-51	2	Nut-Lock, NI
19	75-3010-03	3	Joint-Arm
20	32121-122	3	Pin - Roll

Ref. No.	Part No.	Qty.	Description
21	323-12	2	Screw-HH
22	75-5410	2	Bracket-Arm
23	3296-44	1	Nut-Lock NI
24	3296-39	2	Nut-Lock, NI
25	3290-378	4	Tie-Cable
26	92-9097	3	Screw-HS
27	75-4550-03	1	Shaft-Lift, Center
31	3253-5	4	Washer-Lock/Sp



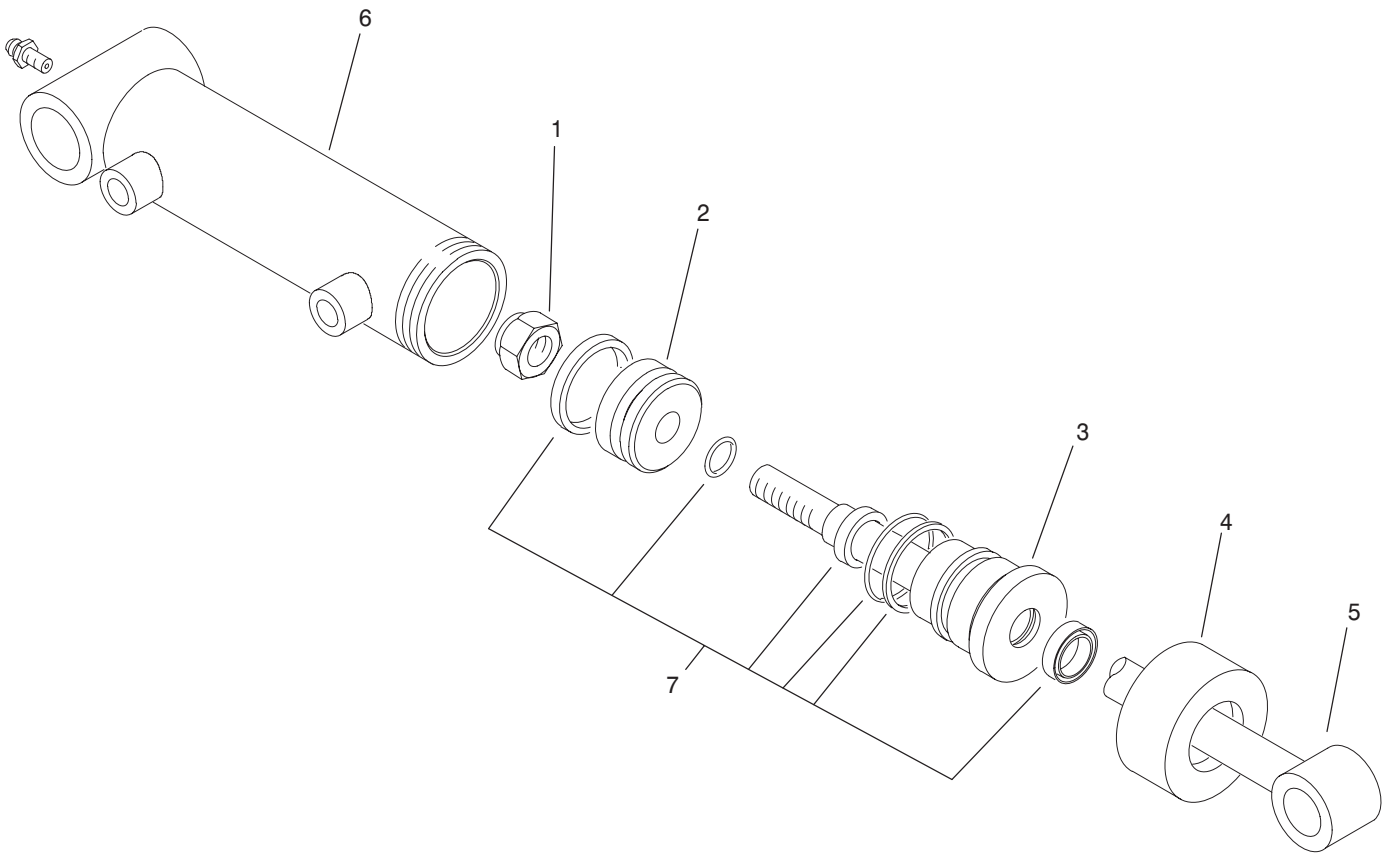
Sheet No.:27

T-3433

## Rear Lift Arm Installation Assembly

Ref. No.	Part No.	Qty.	Description	Ref. No.	Part No.	Qty.	Description
1	5-0743-03	2	Spring-Mower, Wing	25	322-6	4	Screw-HH
2	3272-10	2	Pin-Cotter	26	340-103	1	Fitting
3	282-4	2	Shackle	26:1	237-78	1	O-Ring
4	32151-48	2	E-Ring	26:2	237-21	1	O-Ring
5	322-5	4	Screw-HH	27	100-3829-01	1	Bracket-RH Roller
6	3256-23	9	Washer-Flat				
7	98-4548-03	1	Bracket-Spring, RH				
8	98-4536-03	1	Bracket-Spring, LH				
9	283-6	2	Pin-Clevis				
10	3296-29	11	Nut-Lock, NI				
11	100-3831-01	1	Bracket-LH Roller				
12	3253-4	2	Washer				
13	32151-61	4	Ring-Retaining				
14	75-5400	2	Pin - Roller				
15	75-5390	2	Roller				
16	32151-36	4	Ring-Retaining				
17	75-5360	2	Pin-Cylinder				
18	93-9311	2	Cylinder-Hydraulic				
19	340-132	3	Elbow-90°				
19:1	237-78	1	O-Ring				
19:2	237-21	1	O-Ring				
20	32120-93	4	Ring-Retaining				
21	3-6498	4	Washer-Thrust				
22	75-5350	2	Pin-Slide, Cylinder				
23	93-0069-03	2	Pin-Rear				
*24	3290-379	3	Tie-Cable				

\* Not illustrated

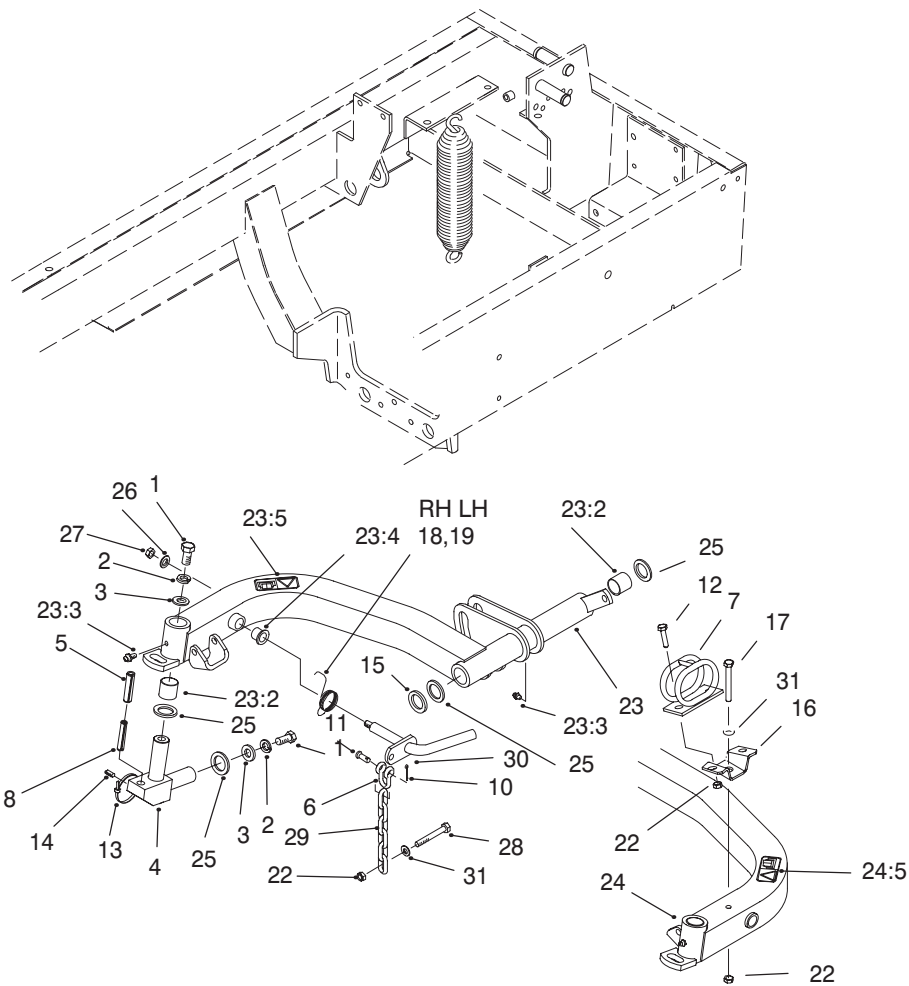


Sheet No.:B7  
T-2114-2

## Hydraulic Cylinder No. 93-9311

Ref. No.	Part No.	Qty.	Description
1	32152-10	1	Locknut-Deform, Top
2	70-2780	1	Piston
3	93-7990	1	Head
4	93-7991	1	Collar
5	75-3790	1	Shaft w/Tube
6	93-9313	1	Barrel ASM
7	86-7330	1	Kit-Seal
8	302-5	1	Fitting-Lube

Ref. No.	Part No.	Qty.	Description



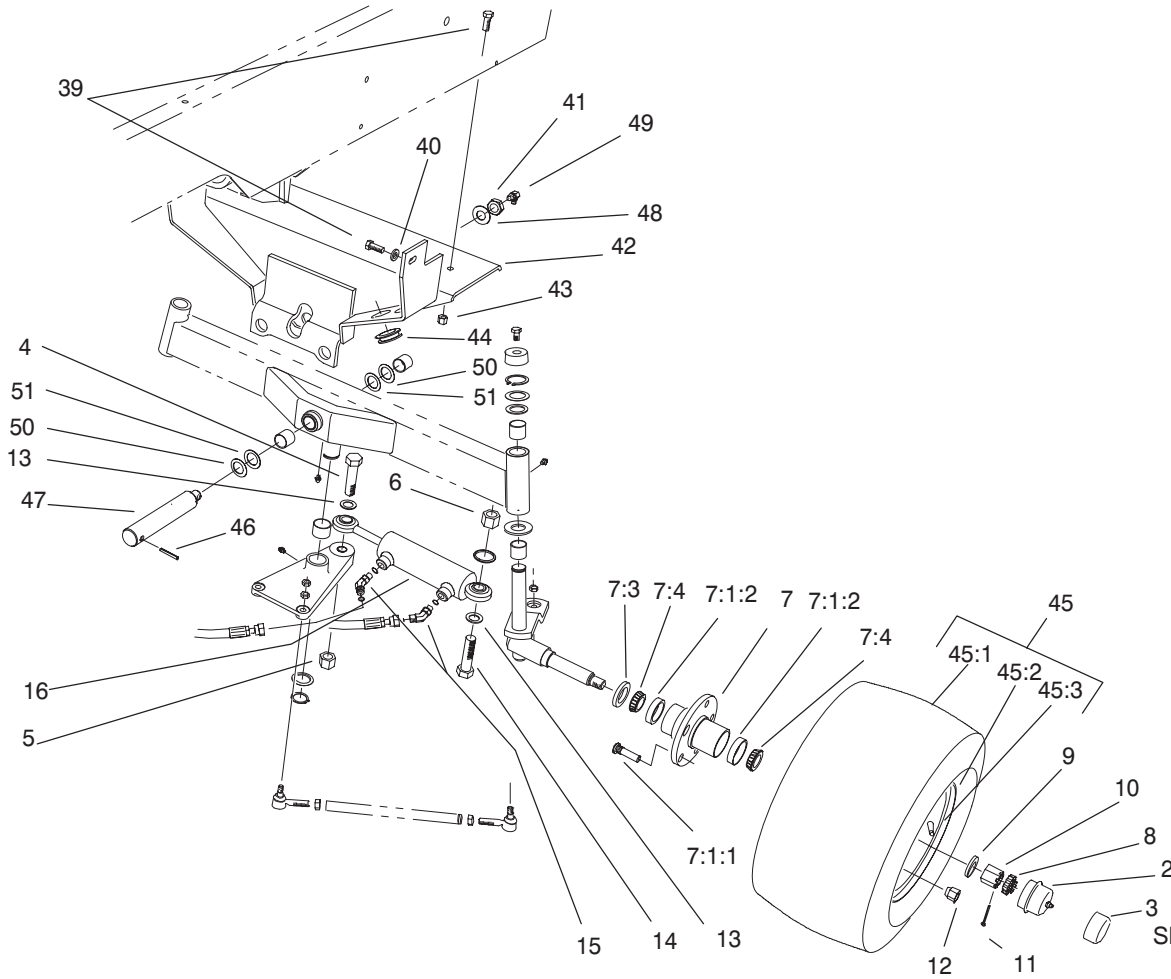
Sheet No.:28

## Rear Lift Arm Assembly

Ref. No.	Part No.	Qty.	Description
1	325-4	4	Screw-HH
2	3253-7	4	Washer-Lock/Sp
3	3256-6	4	Washer-Flat
4	75-3010	2	Joint-Arm
5	32121-122	2	Pin - Roll
6	282-4	2	Shackle
7	99-5621	1	Guide-Hose
8	32121-27	2	Pin-Roll
*9	3290-379	1	Tie-Cable
10	3272-10	2	Pin-Cotter
11	283-6	2	Pin-Clevis
12	322-5	2	Screw-HH
13	3290-378	4	Tie-Cable
14	92-9097	2	Screw-HS
15	93-0142	2	Bushing - Straight
16	94-4919-03	1	Brkt.- Clamp, Hose
18	75-4520	1	Spring-Torsion, RH
19	75-4530	1	Spring-Torsion, LH
22	3296-29	4	Nut-Lock, NI
23	100-3828	1	Arm Assembly-Lift Rear,RH
23:2	67-1750	4	Bushing
23:3	302-5	2	Fitting-Lube
23:4	256-287	2	Bushing
23:5	93-6696	1	Decal-Loaded, Spring

Ref. No.	Part No.	Qty.	Description
24	100-3827	1	Arm Assembly-Lift Rear,LH
*24:2	256-287	2	Bushing
*24:3	302-5	2	Fitting-Lube
*24:4	67-1750	4	Bushing
24:5	93-6696	1	Decal-Loaded, Spring
25	256-115	12	Washer-Thrust
26	3256-24	2	Washer-Flat
27	3296-39	2	Nut-Lock, NI
28	322-12	2	Screw-HH
29	5-1096	2	Chain-Lift
30	100-3834-03	2	Rod-Pivot
31	3256-23	3	Washer-Flat

\* Not illustrated

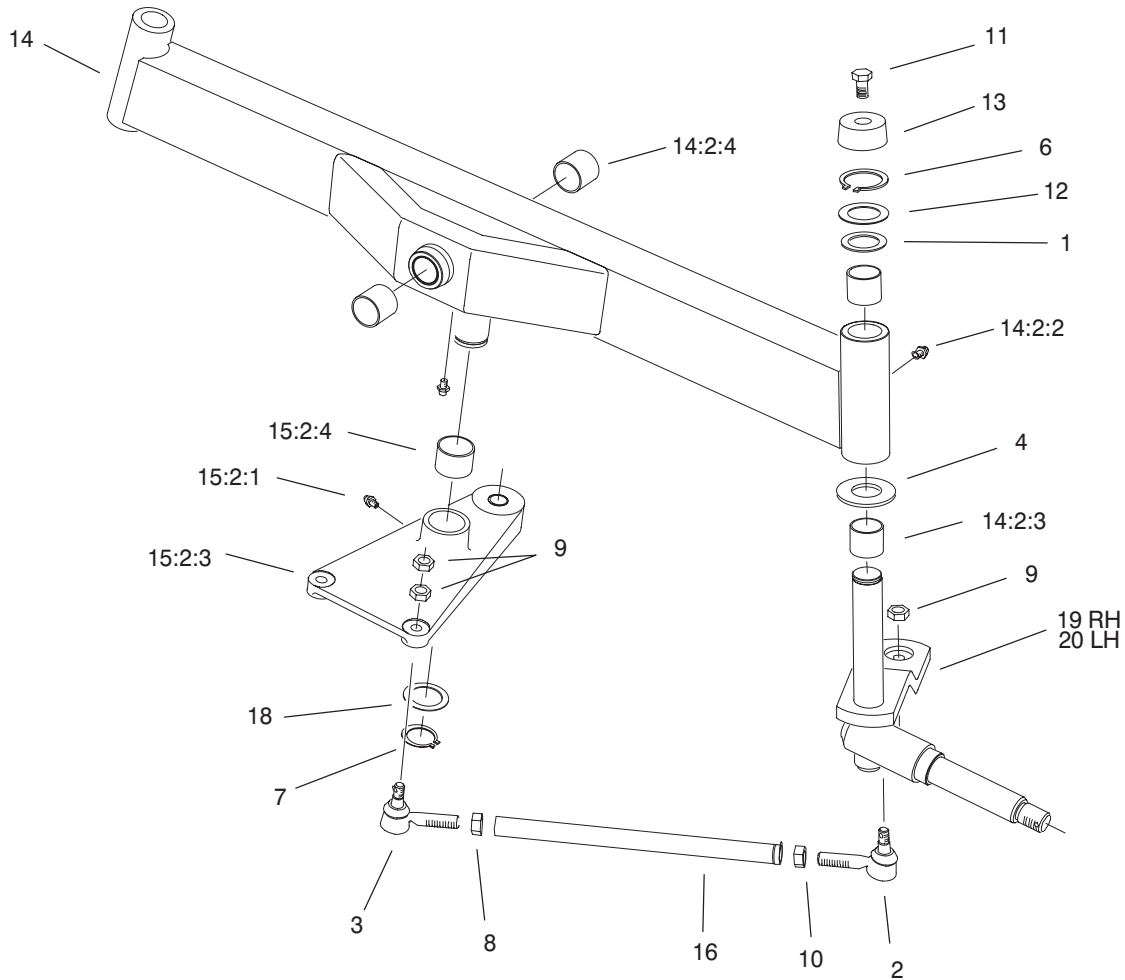


Sheet No.:31  
T-3435

## Rear Axle Support Assembly

Ref. No.	Part No.	Qty.	Description
1	18-4029-03	1	Axle-Rear Assembly
1:1		1	Axle-Rear Assembly
2	100-3769	2	Buddy-Bearing
3	100-3809	2	Cap-Bearing Protector
4	328-25	2	Screw-HH
5	32153-6	2	Locknut
6	67-7250	1	Spacer-Ring
7	21-0180	2	Hub ASM
7:1	21-2820	1	Hub ASM
7:1:1	10-6830	5	Stud-Type, Drive
7:1:2	254-72	2	Bearing-Taper/Cup
7:2	241-119	1	Cap-Dust
7:3	253-129	1	Seal
7:4	254-94	2	Bearing-Taper/Cone
8	93-0307	2	Nut Retainer-Lock
9	93-0309	4	Washer - Tab
10	3220-7	2	Nut-Jam
11	3272-13	2	Pin-Cotter
12	242-50	10	Nut-Lug
13	67-9410	2	Washer
15	340-103	2	Fitting
15:1	237-78	1	O-Ring
15:2	237-21	1	O-Ring
16	75-1200	1	Cylinder - Hydraulic Steering
39	323-7	4	Screw-HH

Ref. No.	Part No.	Qty.	Description
40	3256-24	2	Washer-Flat
41	32146-20	1	Nut-Jam
42	98-8172-03	1	Support-Axle
43	3296-39	2	Nut-Lock, NI
44	237-165	2	Grommet
45	86-2820	2	Tire & Wheel ASM
45:1	86-5910	1	Tire
45:2	100-2582	1	Rim
45:3	232-27	1	Stem-Valve
46	32121-32	1	Pin-Roll
47	98-8173-03	1	Pin-Pivot, Axle
48	71-4540	1	Thrust Washer
49	302-2	1	Fitting-Grease
50	99-8431	2	Washer-Thrust
51	99-8432	2	Washer-Thrust



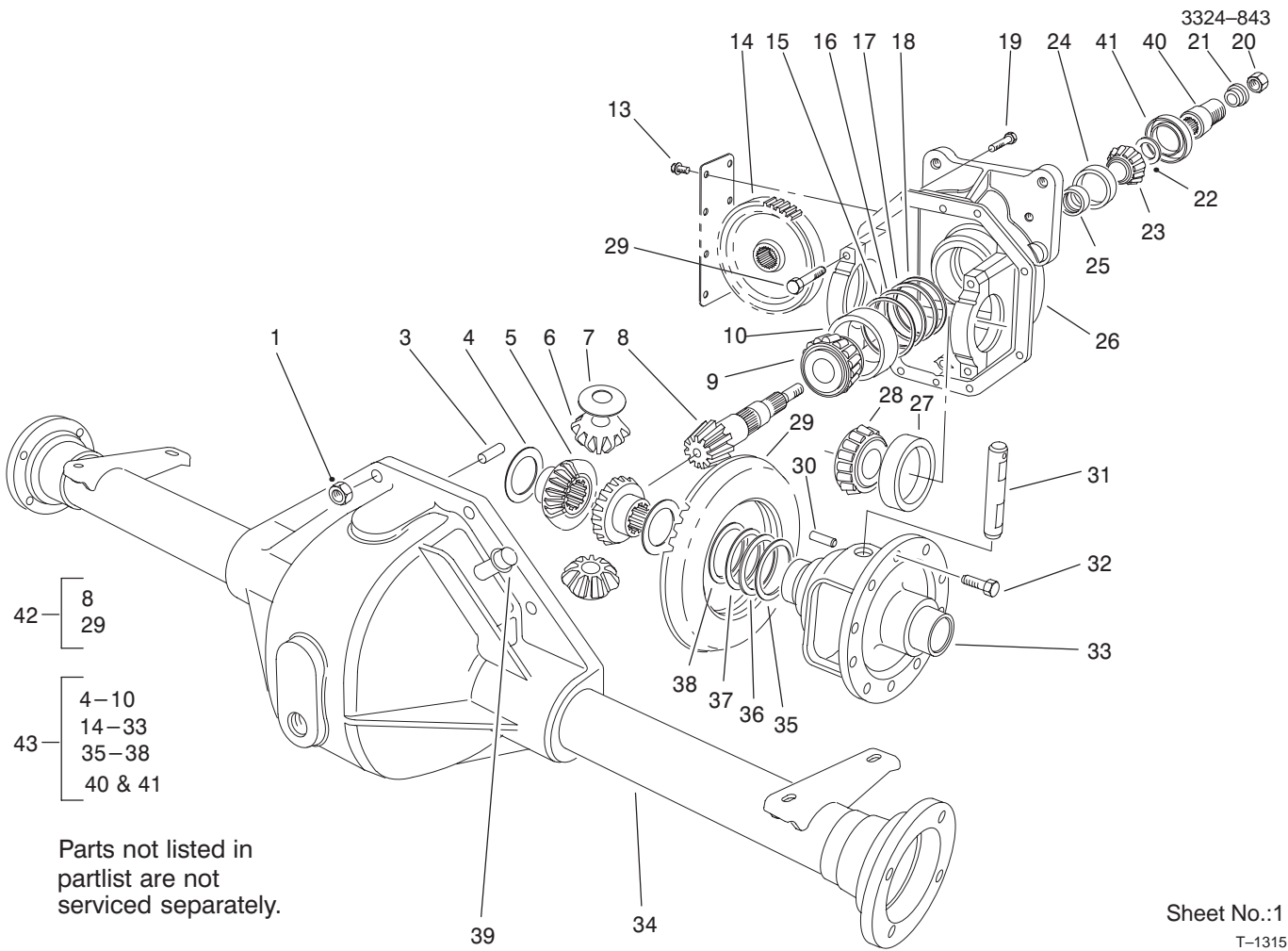
Sheet No.:B8  
T-3604

### Rear Axle Assembly No. 18-4029-03

Ref. No.	Part No.	Qty.	Description
1	10-8110	2	Washer-Thrust
2	21-0141	2	RH Socket ASM
3	21-0151	2	LH Socket ASM
4	256-121	2	Thrust Washer
6	32151-36	2	Ring-Retaining
7	32151-77	1	Retaining Ring
8	3220-12	2	Nut-Jam, LH Thread
9	3220-3	8	Nut-Jam
10	3220-5	2	Nut-Hex Jam
11	3234-13	2	Screw-HHF
12	5-1226	2	Washer
13	66-2990	2	Spindle Cap
14	99-6935-03	1	Axle-Rear
14:2		1	Axle-Rear
14:2:2	302-5	2	Fitting-Lube
14:2:3	67-1750	4	Bushing
14:2:4	99-6964	2	Bushing-Axle
15	75-4410-03	1	Pivot Plate ASM
15:2		1	Pivot Plate ASM
15:2:1	302-5	1	Fitting-Lube
15:2:3	75-2910	1	Pivot Plate
15:2:4	76-2970	2	Bushing-Straight
16	75-3130-03	1	Tie Rod
18	76-2980	1	Washer-Thrust
19	93-7000-03	1	Spindle-RH
20	93-7001-03	1	Spindle-LH

Ref. No.	Part No.	Qty.	Description



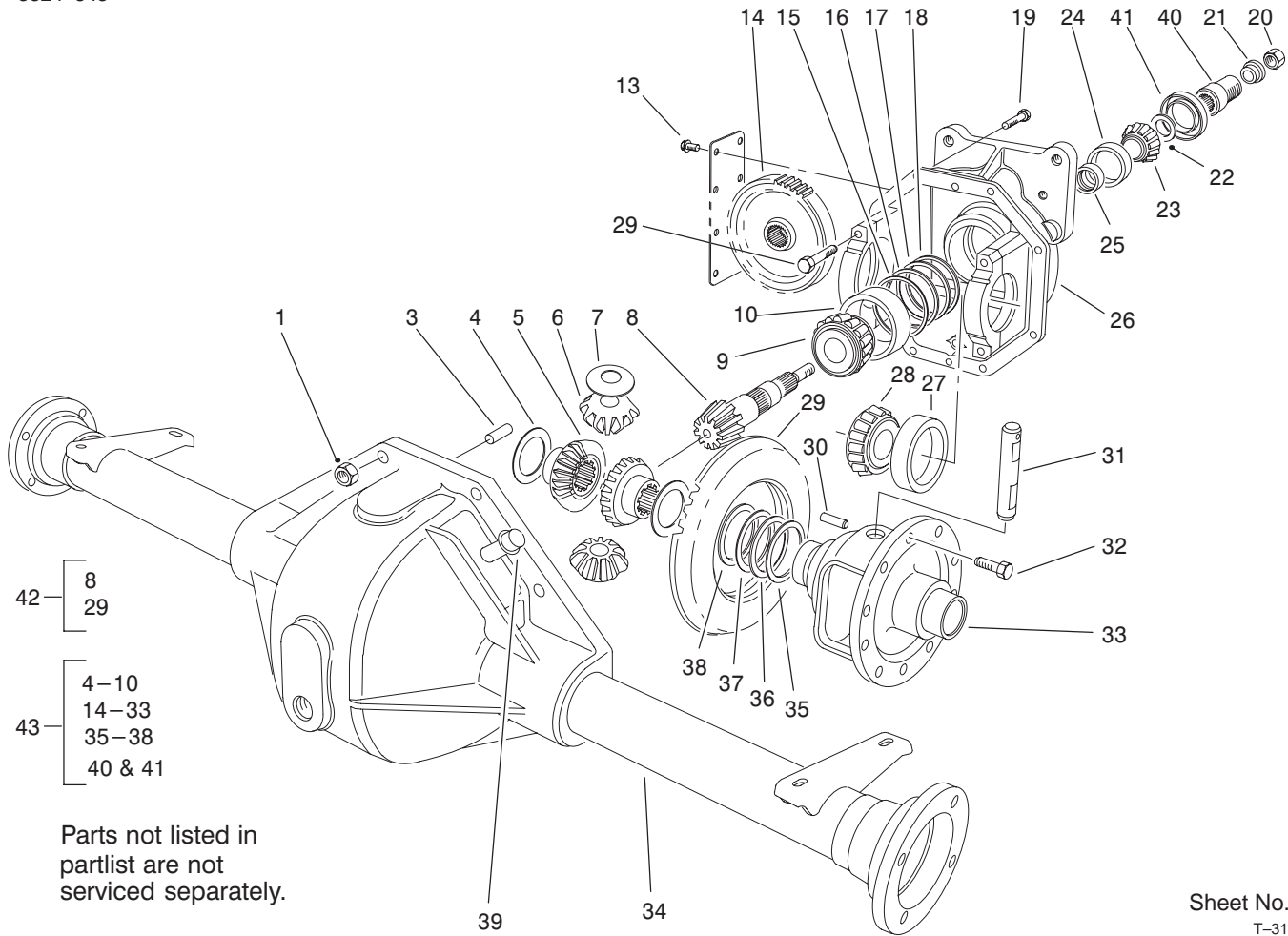


Sheet No.:1  
T-1315

## Axle Assembly No. 99-6981-03

Ref. No.	Part No.	Qty.	Description
1	32144-5	8	Screw
3	21-8270	2	Dowel Pin
4	21-7720	2	Thrust Washer
5	24-8790	2	Gear-Differential
6	21-7690	2	Pinion-Differential
7	21-7730	2	Pinion Thrust Washer
9	43-6760	1	Cone Taper Roller Brg
10	43-6750	1	Cup Taper Brg
13	32144-112	8	Screw-Forming, Thread
14	86-7230	1	Gear-Input Transmission
15	43-6710	1	Shim Adj
16	43-6711	1	Shim
17	43-6712	1	Shim
18	43-6713	1	Shim
19	3210-8	8	Screw-HH
20	71-4350	1	Nut
21	83-5130	1	Spacer - Pinion
22	72-3570	1	Shim - Frt Pinion Brg
22	72-3571	1	Shim - Frt Pinion Brg
22	72-3572	1	Shim - Frt Pinion Brg
22	72-3573	1	Shim - Frt Pinion Brg
22	72-3574	1	Shim - Frt Pinion Brg
22	72-3575	1	Shim - Frt Pinion Brg
22	72-3576	1	Shim - Frt Pinion Brg

Ref. No.	Part No.	Qty.	Description
22	72-3577	1	Shim - Frt Pinion Brg
22	72-3578	1	Shim - Frt Pinion Brg
22	72-3580	1	Shim - Frt Pinion Brg
22	72-3581	1	Shim - Frt Pinion Brg
22	72-3582	1	Shim - Frt Pinion Brg
22	72-3583	1	Shim - Frt Pinion Brg
22	72-3584	1	Shim - Frt Pinion Brg
22	72-3585	1	Shim - Frt Pinion Brg
22	72-3586	1	Shim - Frt Pinion Brg
22	72-3587	1	Shim - Frt Pinion Brg
22	72-3588	1	Shim - Frt Pinion Brg
22	72-3590	1	Shim - Frt Pinion Brg
22	72-3591	1	Shim - Frt Pinion Brg
22	72-3592	1	Shim - Frt Pinion Brg
22	72-3593	1	Shim - Frt Pinion Brg
22	72-3594	1	Shim - Frt Pinion Brg
22	72-3595	1	Shim - Frt Pinion Brg
22	72-3596	1	Shim - Frt Pinion Brg
22	72-3597	1	Shim - Frt Pinion Brg
22	72-3598	1	Shim - Frt Pinion Brg
22	72-3600	1	Shim - Frt Pinion Brg
23	254-91	1	Bearing Cone
24	254-90	1	Bearing Cup
25	21-8020	1	Frt Pinion Brg Spacer
26	93-3619	1	Upper Housing ASM
27	254-66	2	Roller Bearing Cup



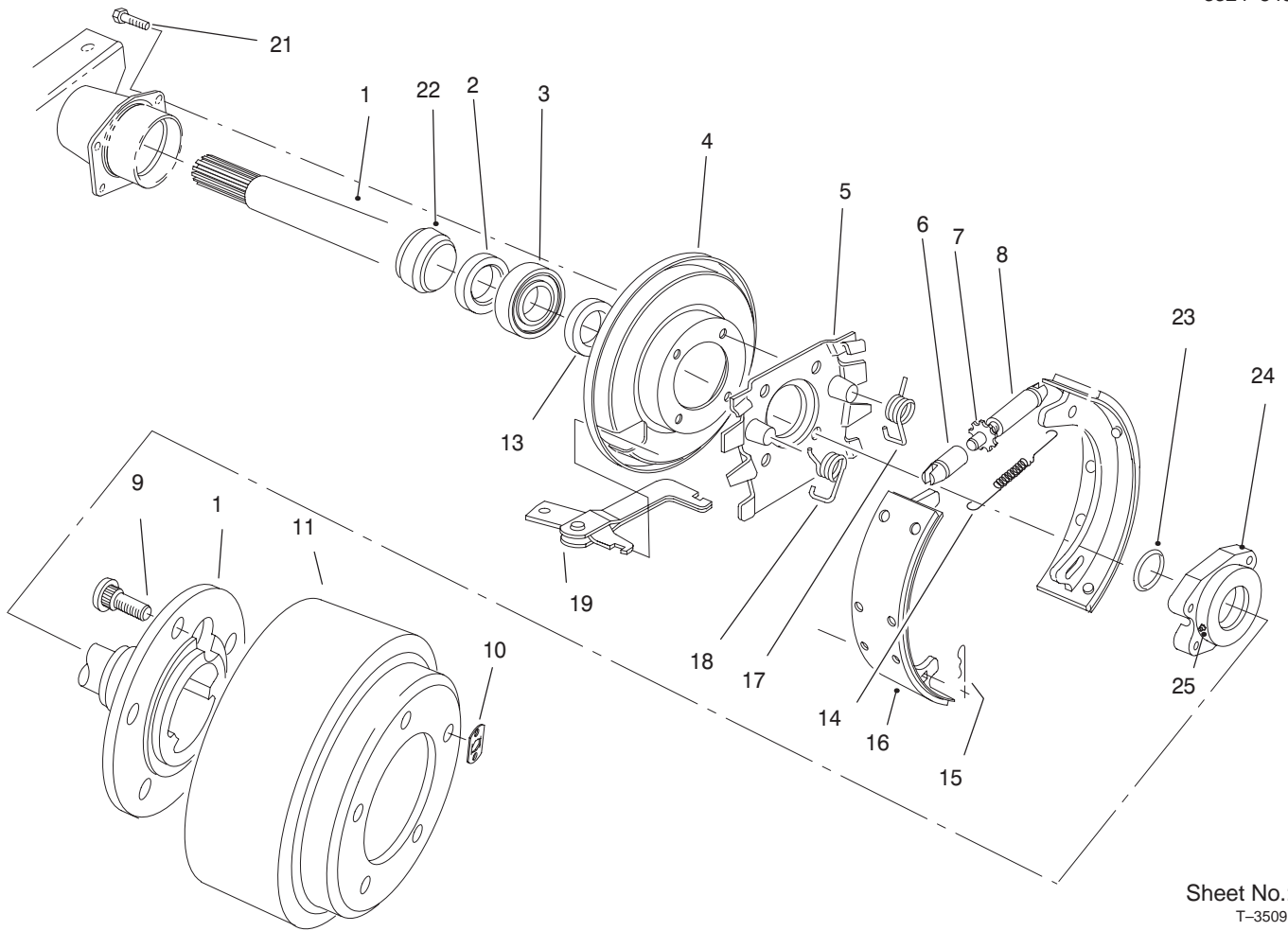
Parts not listed in partlist are not serviced separately.

Sheet No.:1  
T-3115

### Axle Assembly No. 99-6981-03 (Continued)

Ref. No.	Part No.	Qty.	Description
28	254-65	2	Roller Brg Cone
29	92-1773	4	Capscrew - Flange Hd
30	32121-15	1	Dowel Pin
31	21-7700	1	Pinion Mate Shaft
32	21-7770	5	Drive Gear Screw
33	21-7670	1	Case-Differential
34	75-0721	1	Housing ASM *B
35	21-8120	1	Diff Brg Shim .030
36	21-8110	1	Diff Brg Shim .010
37	21-8100	1	Diff Brg Shim .005
38	21-8090	1	Diff Brg Shim .003
39	72-9420	1	Vent
40	83-4910	1	Coupler- Pinion
41	71-4330	1	Seal
42	93-3618	1	Gear & Pinion Assy
43	93-3617	1	Cover And Carrier Kit

Ref. No.	Part No.	Qty.	Description

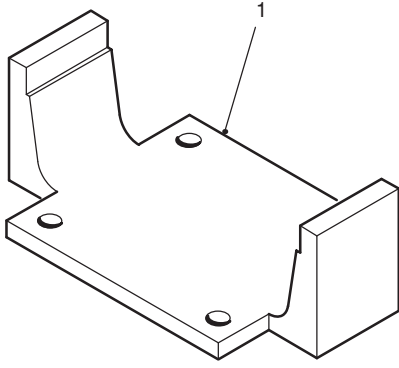
Sheet No.:2  
T-3509

## Brake Assembly

Ref. No.	Part No.	Qty.	Description	Ref. No.	Part No.	Qty.	Description
1	100-3840	1	Shaft-Axle,LH	*26	84-8600	1	Pkg,Shoes Lined-Axle St
1	100-3841	1	Shaft-Axle,RH	*27	92-8775	1	Liquid Gasket Kit
2	100-3842	2	Seal-Oil				
3	21-8180	2	Brg ASM				
4	100-3843	2	Shield-Dust				
5	100-3844	2	Spider-Torque				
6	21-9390	2	Adj Screw Socket				
7	21-9370	2	Adj Screw				
8	21-9380	2	Pivot Nut				
9	242-34	10	Stud-Drive				
10	21-8360	2	Locknut				
11	28-0680	2	Brake Drum				
13	100-3845	2	Seal-Grease				
14	21-9440	2	Adj Screw Spring				
15	21-9460	4	Brake Lever Retainer				
16	84-8590	4	Shoe And Lining ASM				
17	21-9420	2	Shoe Return Spring				
18	21-9430	2	RH Shoe Return Spring				
19	24-9180	2	Strut & Lever ASM				
21	100-3846	8	Screw-Special				
22	100-3847	2	Retainer-Bearing				
23	100-3848	2	O-Ring				
24	100-3849	2	Cap-Bearing				
25	100-3850	2	Zerk-Special				

\* Not Illustrated

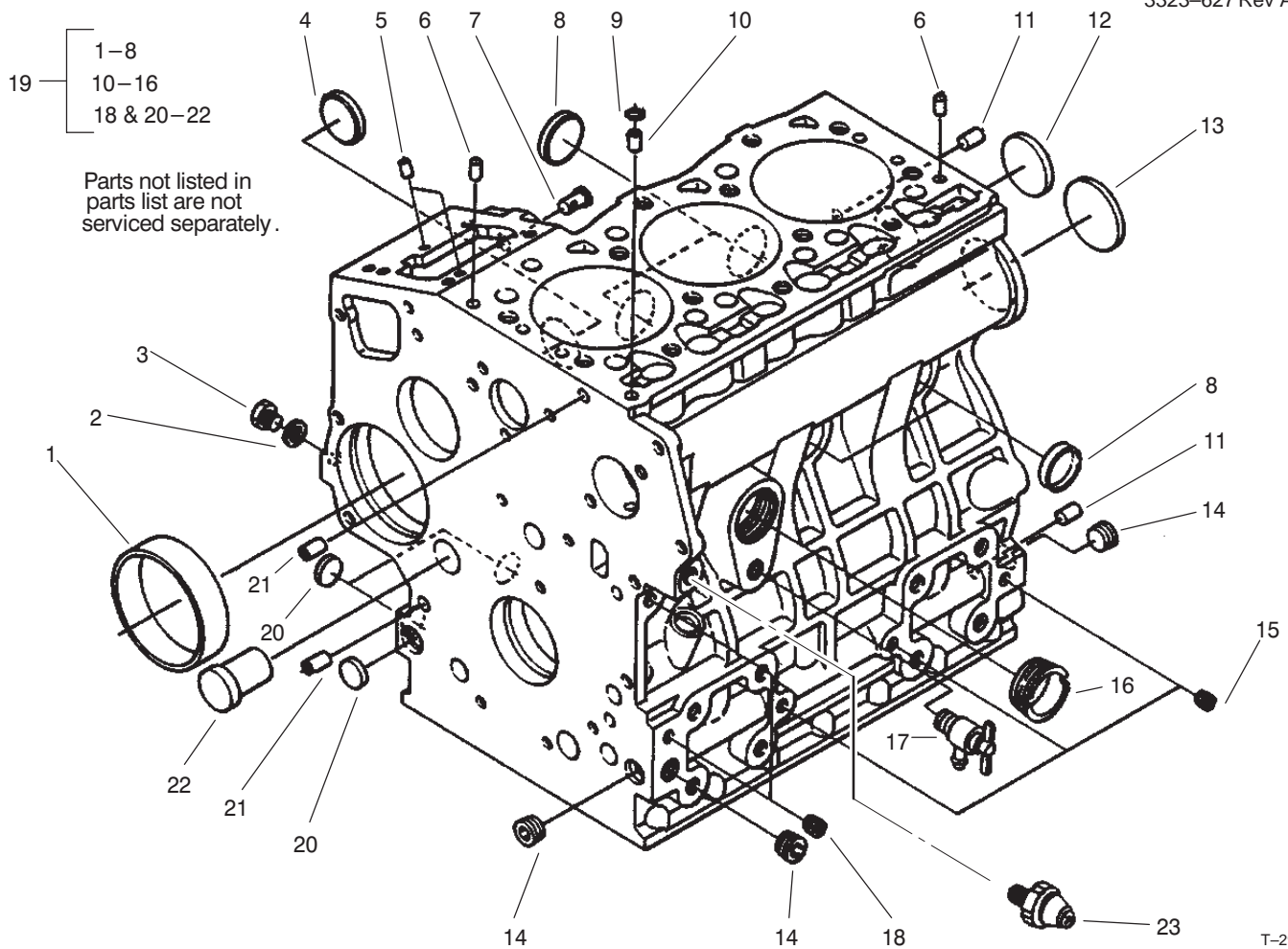
## Special Tools Axle Tool No. \*TOR859920



T-1325-1

Ref. No.	Part No.	Description	No. Used
1		Tool-Axle	1

\*Obtain these items directly from OTC 2013 4th St. Owatonna, MN. 55060 1-800-533-0492  
(in Minnesota and Canada 1-507-455-7050) Fax. 507-455-7011.

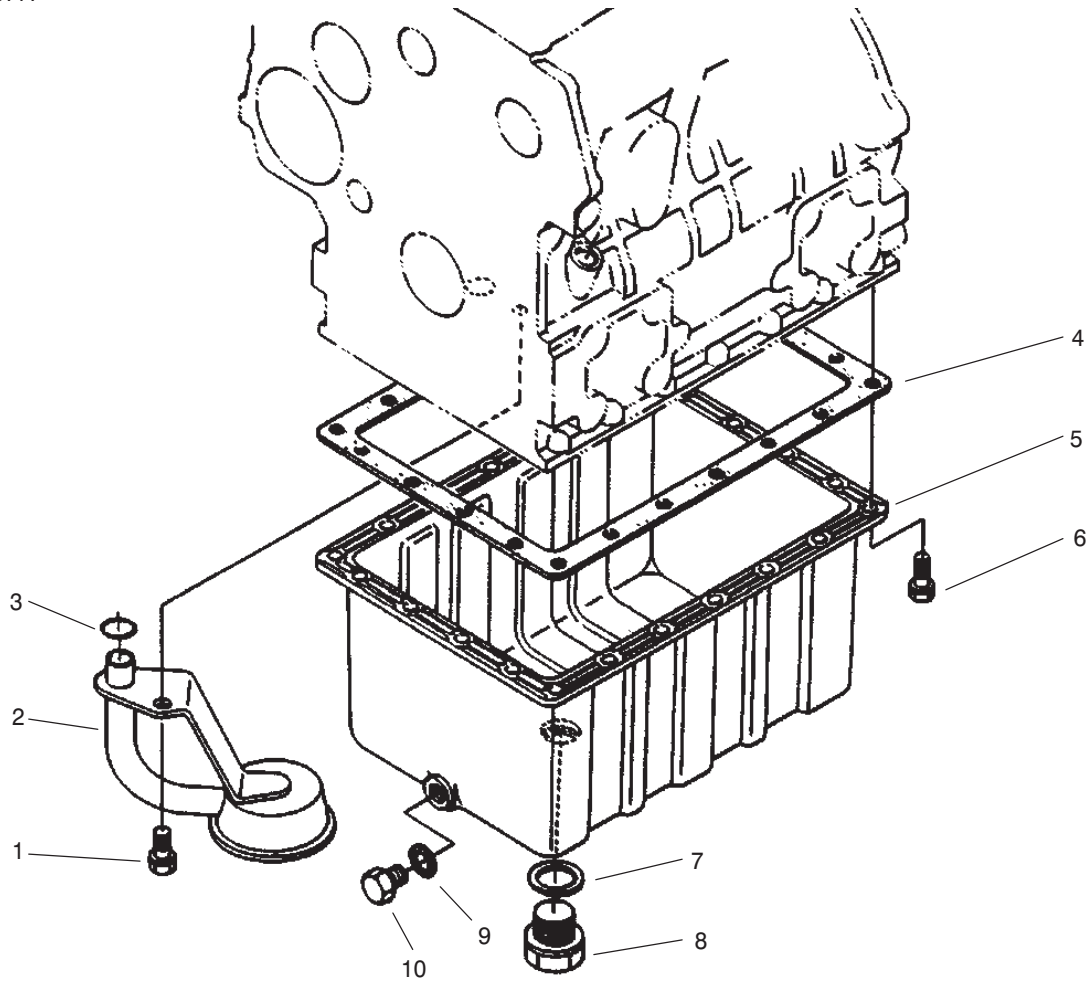


### Crankcase Assembly

T-2906

Ref. No.	Part No.	Qty.	Description
1	98-9656	1	Bushing-Governor, Gear
2	98-7428	1	Gasket
3	98-7507	1	Plug
4	98-9599	1	Plug
5	98-9375	2	Pin-Straight
6	98-9376	2	Pin-Straight
7	98-9630	1	Pin-Spring, Start
8	98-9398	4	Cap-Sealing
9	98-9539	1	Pin-Pipe
10	98-7509	1	O-Ring
11	98-9377	2	Pin-Straight
12	98-7539	1	Cap-Sealing
13	98-9668	1	Plug
14	98-9597	3	Plug
15	98-7540	3	Plug
16	98-9667	1	Plug
17	98-9436	1	Drain Cock ASM
18	98-7487	2	Plug
19	98-9604	1	Crankcase ASM
20	98-9379	3	Plug
21	98-9387	2	Pin-Pipe
22	98-9675	1	Plug
23	98-9416	1	Switch

Ref. No.	Part No.	Qty.	Description

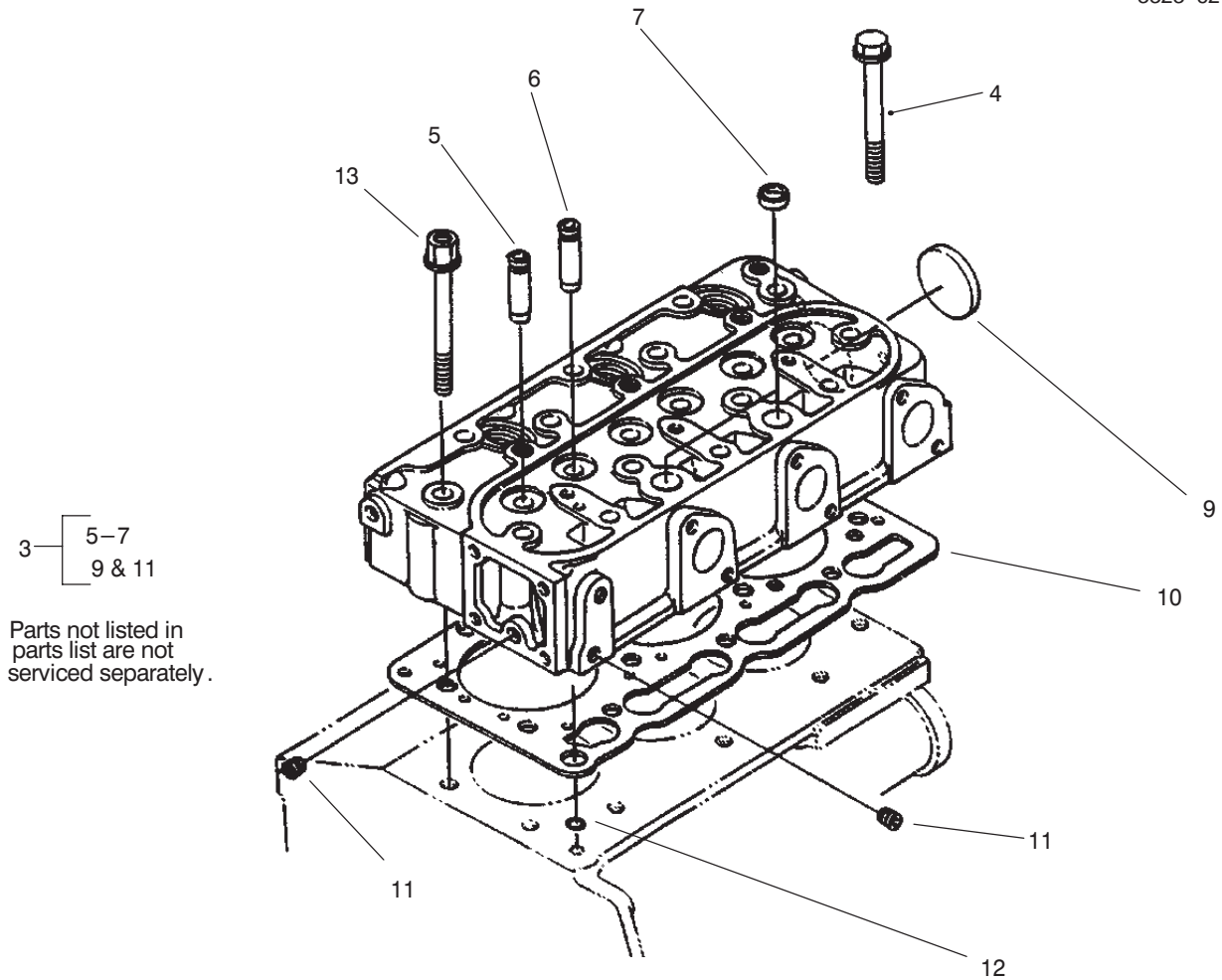


T-2907

### Oil Pan Assembly

Ref. No.	Part No.	Qty.	Description
1	98-9358	1	Bolt
2	98-9538	1	Filter-Oil
3	98-7527	1	O-Ring
4	98-9646	1	Gasket-Pan, Oil
5	98-9685	1	Pan-Oil
6	98-9350	22	Bolt
7	98-9399	1	Gasket
8	98-7523	1	Plug-Drain
9	98-7524	1	Gasket
10	98-9386	1	Plug

Ref. No.	Part No.	Qty.	Description



T-2908-1

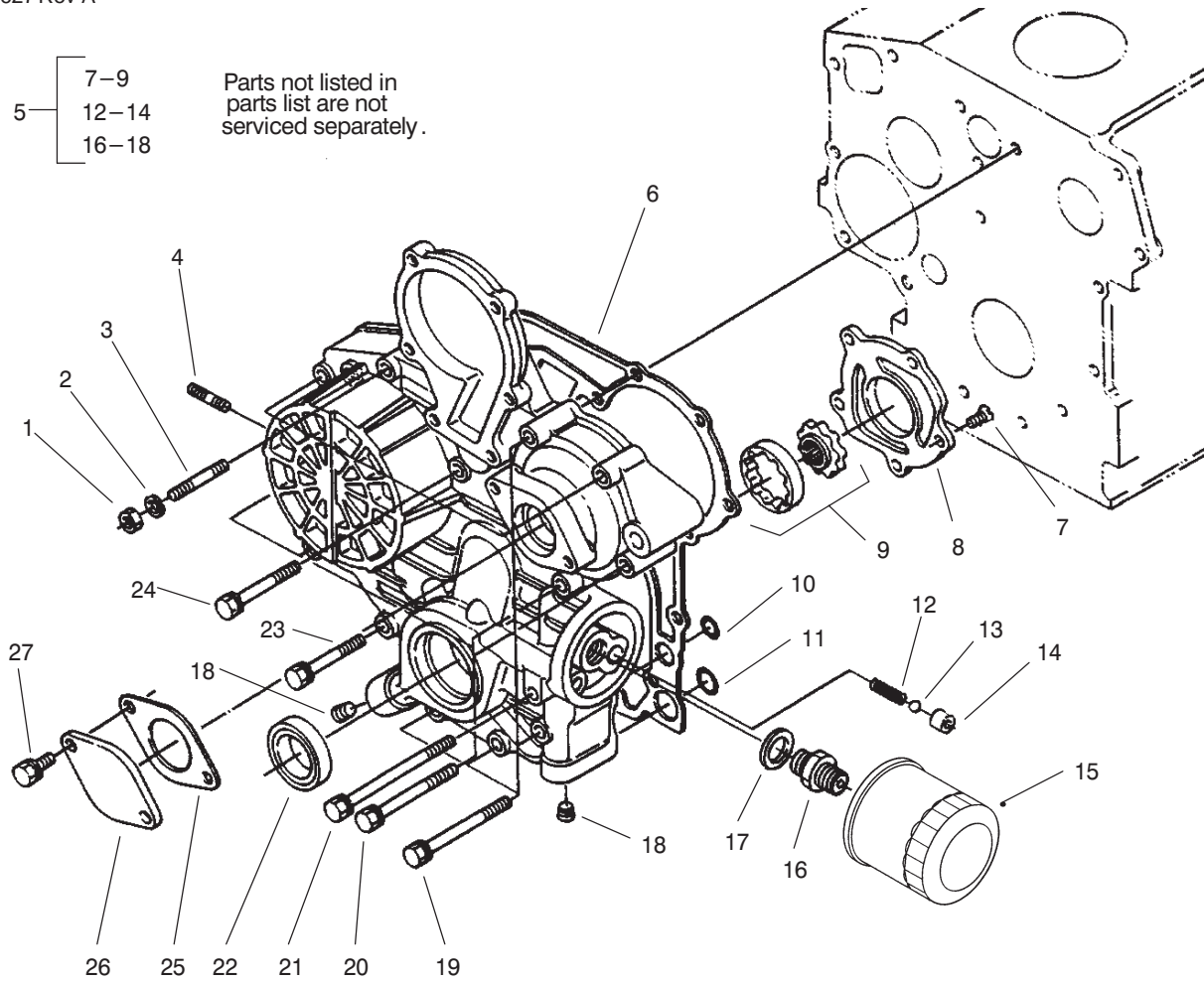
### Cylinder Head Assembly

Ref. No.	Part No.	Qty.	Description
3	98-9460	1	Cylinder Head ASM
4	98-9479	12	Bolt-Head, Cylinder
5	98-9499	3	Guide-Valve, Inlet
6	98-9500	3	Guide-Valve, Exhaust
7	98-9389	2	Cap-Sealing
9	98-9395	1	Cap-Sealing
10	98-9613	1	Gasket-Head, Cylinder
11	98-7540	2	Plug
12	98-7509	1	O-Ring
13	98-9647	2	Bolt-Head, Cylinder

Ref. No.	Part No.	Qty.	Description

5 — [ 7-9  
12-14  
16-18

Parts not listed in parts list are not serviced separately.

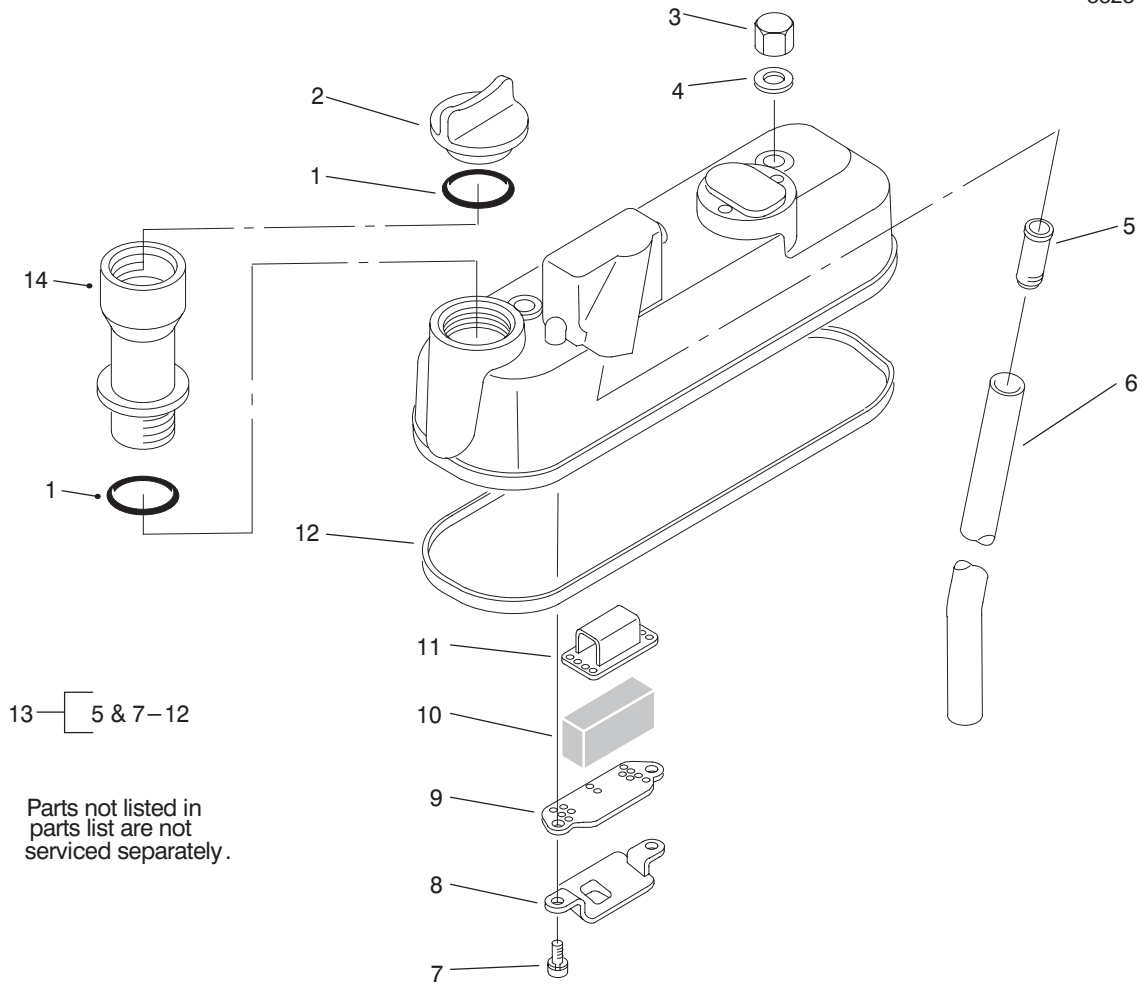


T-2909

## Gear Case and Oil Filter Assembly

Ref. No.	Part No.	Qty.	Description
1	98-7572	1	Nut
2	98-9367	1	Washer-Lock
3	98-9363	1	Stud
4	98-9362	2	Stud
5	98-9481	1	Gear Case ASM
6	98-9633	1	Gasket-Case, Gear
7	98-9592	5	Screw
8	98-9541	1	Cover-Pump, Oil
9	98-9540	1	Oil Pump Rotor ASM
10	98-9372	2	O-Ring
11	98-7547	2	O-Ring
12	98-9544	1	Spring
13	98-9380	1	Ball
14	98-9543	1	Seal-Valve
15	99-8384	1	Oil Cartridge ASM
16	98-9388	1	Joint-Pipe
17	98-7562	1	Washer-Flat
18	98-9598	2	Plug
19	98-9356	2	Bolt
20	98-9355	6	Bolt
21	98-9586	1	Bolt
22	98-9482	1	Seal-Oil
23	98-9437	1	Bolt
24	98-7496	3	Bolt
25	98-9684	1	Gasket-Case, Gear

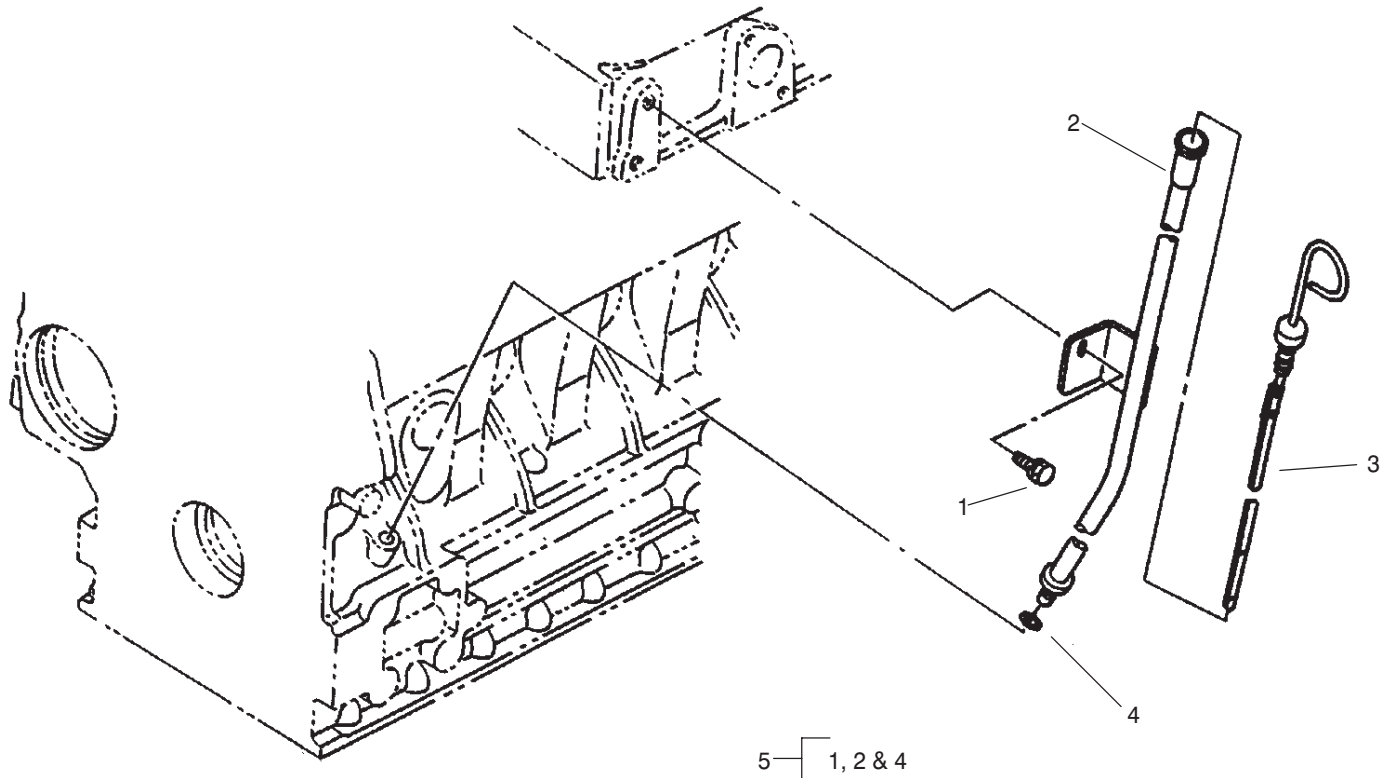
Ref. No.	Part No.	Qty.	Description
26	98-9641	1	Cover
27	98-7692	2	Bolt



T-2910-1

### Head Cover Assembly

Ref. No.	Part No.	Qty.	Description	Ref. No.	Part No.	Qty.	Description
1	98-7430	2	O-Ring				
2	98-9449	1	Plug-Filter, Oil				
3	98-9455	3	Nut-Cap				
4	98-9454	3	Gasket				
5	98-9492	1	Joint-Pipe, Breather				
6	98-9491	1	Pipe-Breather				
7	98-9364	2	Screw w/washer				
8	98-9490	1	Breather-Shielded, Oil				
9	98-9488	1	Plate-Element, Breather				
10	98-9493	1	Element-Breather				
11	98-9489	1	Plate-Element, Breather				
12	98-9615	1	Gasket-Cover, Head				
13	98-9614	1	Cylinder Head Cover ASM				
14	99-8349	1	Extension-Fill, Oil				



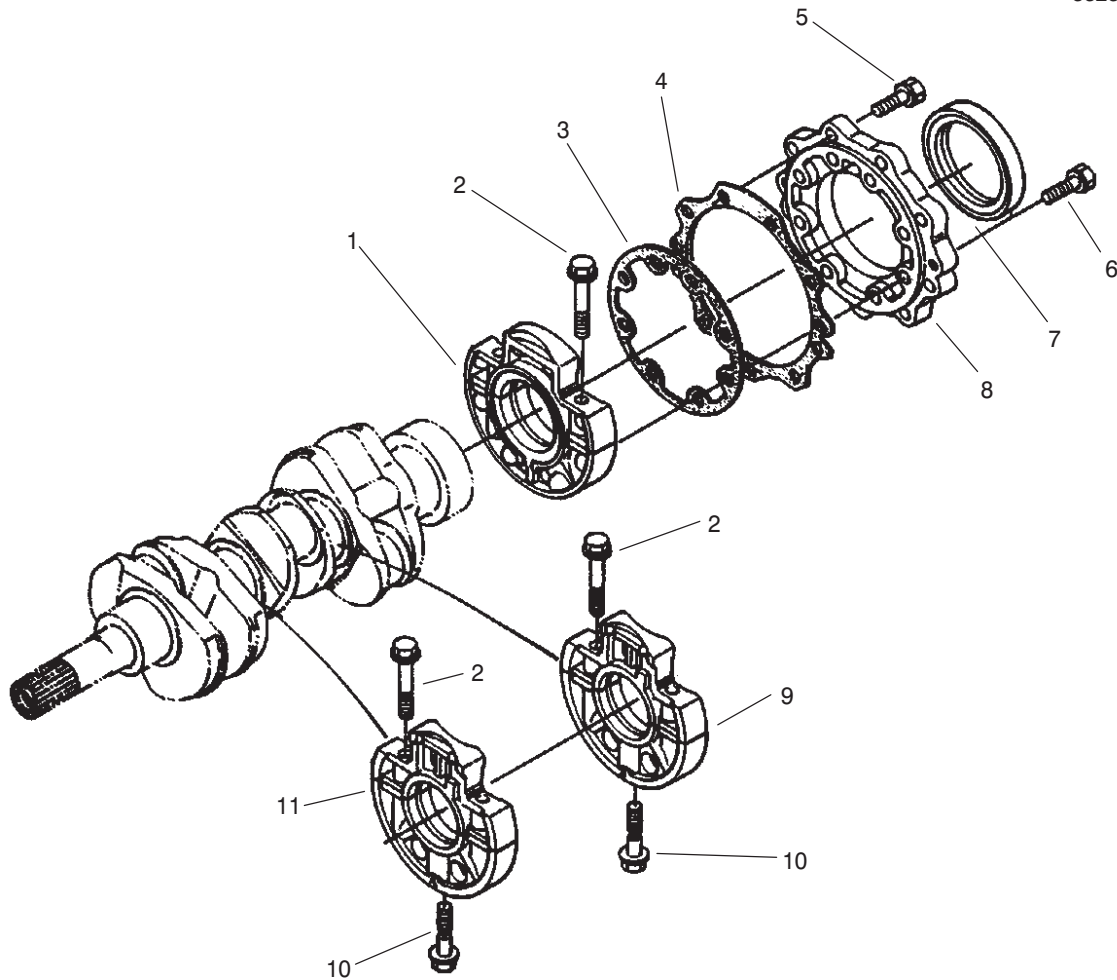
T-2911

## Dipstick and Guide Assembly

Ref. No.	Part No.	Qty.	Description
1	98-7585	1	Bolt
2	98-9671	1	Guide-Gauge, Oil
3	98-9670	1	Gauge-Oil
4	98-9374	1	O-Ring
5	98-9672	1	Oil Gauge Guide ASM

Ref. No.	Part No.	Qty.	Description

\* Not Illustrated.

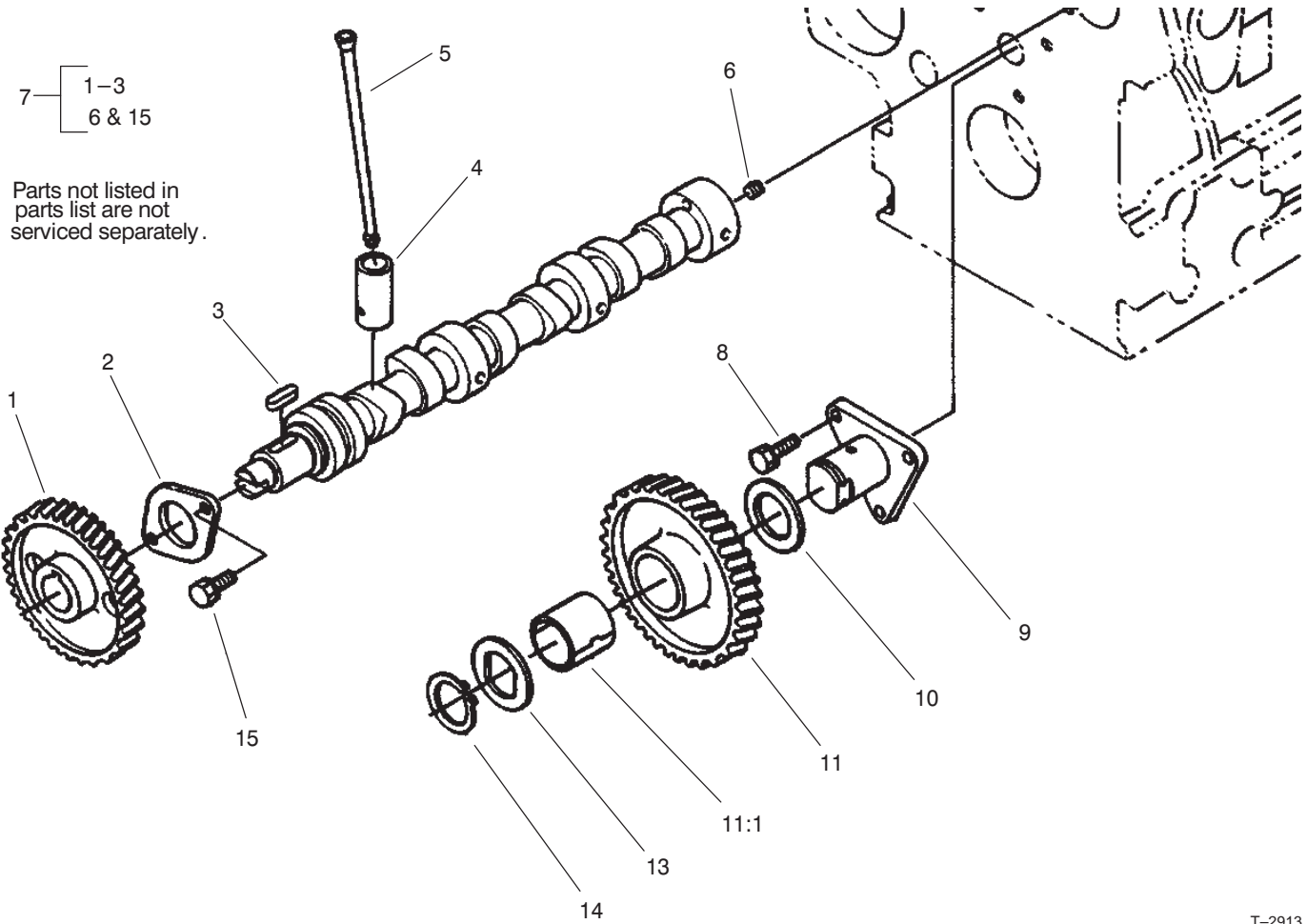


T-2912

## Main Bearing Case Assembly

Ref. No.	Part No.	Qty.	Description
1	99-8345	1	Main Bearing Case ASM
2	98-9484	6	Bolt-Case, Bearing
3	98-9634	1	Gasket-Case, Bearing
4	98-9635	1	Gasket-Cover, Bearing Case
5	98-7568	9	Bolt
6	98-9352	8	Bolt
7	98-9483	1	Seal-Oil
8	98-9487	1	Cover-Case, Bearing
9	98-9607	1	Main Bearing Case ASM
10	98-9485	2	Bolt-Case, Bearing
11	98-9606	1	Main Bearing Case ASM

Ref. No.	Part No.	Qty.	Description

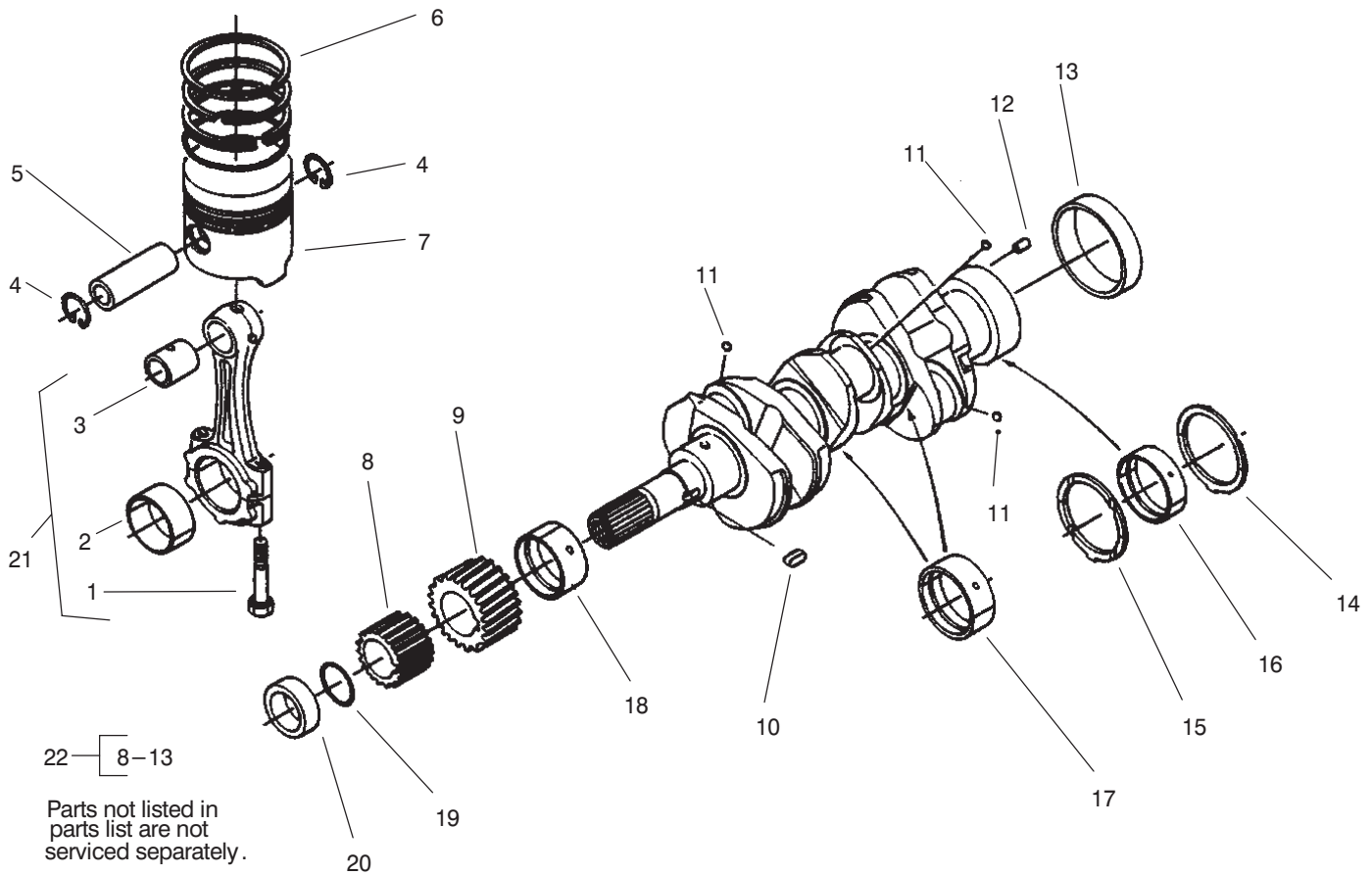


T-2913

### Camshaft Assembly

Ref. No.	Part No.	Qty.	Description
1	98-9512	1	Gear-Cam
2	98-9510	1	Stopper-Camshaft
3	98-9378	1	Key-Feather
4	98-9616	6	Tappet
5	98-9509	6	Rod-Push
6	98-7449	1	Screw-Set
7	98-9617	1	Camshaft ASM
8	98-7692	3	Bolt
9	98-9533	1	Shaft-Gear, Idle
10	98-9535	1	Collar-Gear, Idle
11	98-9649	1	Idler Gear ASM
11:1	98-9650	1	Bushing-Gear, Idle
13	98-9536	1	Collar-Gear, Idle
14	98-9534	1	Clip-Circular, Idle Gear
15	98-9351	2	Bolt

Ref. No.	Part No.	Qty.	Description

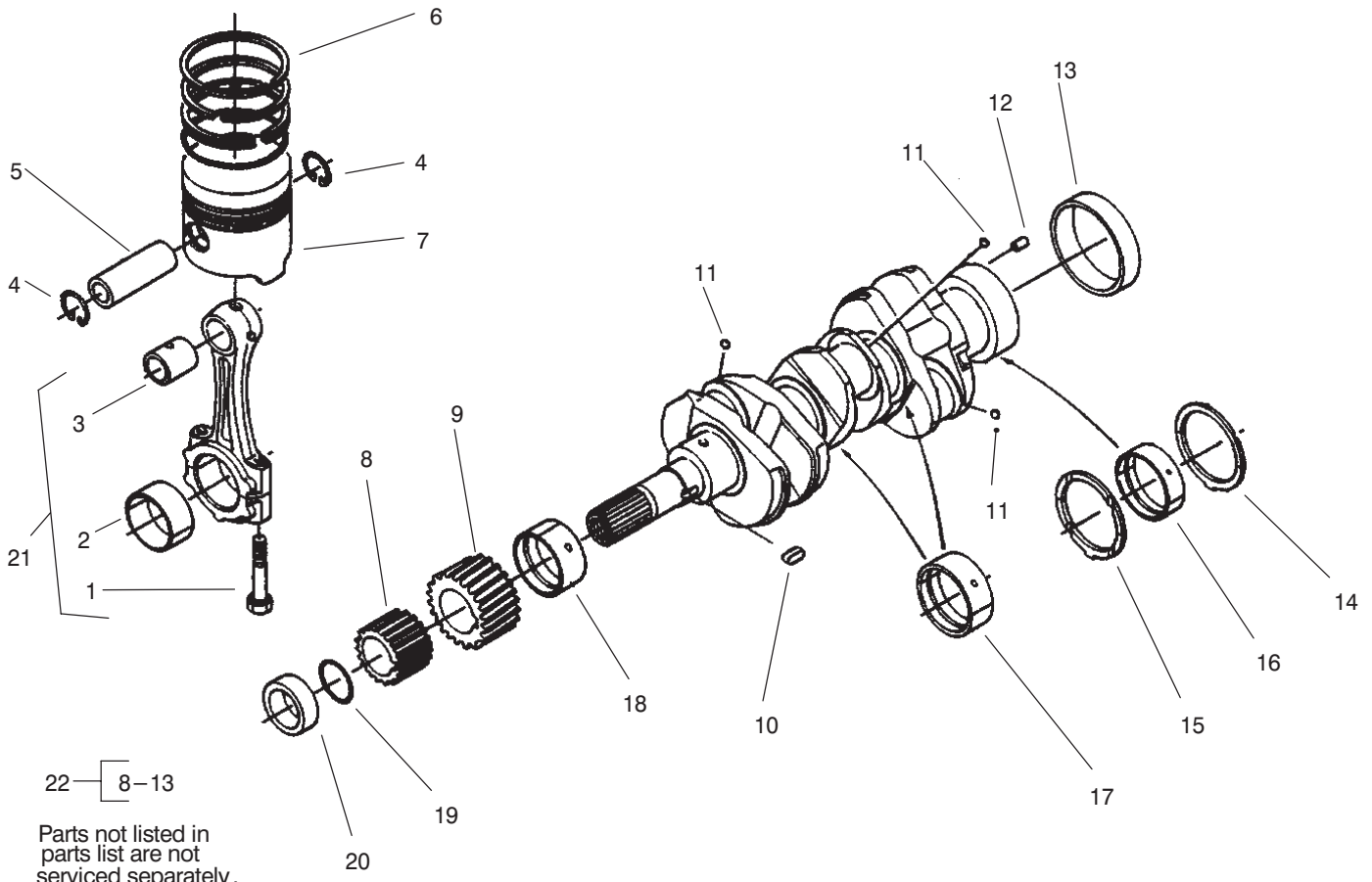


T-2914

## Piston and Crankshaft Assembly

Ref. No.	Part No.	Qty.	Description
1	98-9517	6	Bolt-Rod, Connecting
2	98-9518	3	Metal-Crankpin (Std.)
2	98-9519	3	Metal-Crankpin (0.2mm Undersize)
2	98-9520	3	Metal-Crankpin (0.4mm Undersize)
3	98-9515	3	Bushing-Pin, Piston
4	98-9514	6	Clip-Circular, Piston Pin
5	98-9513	3	Pin-Piston
6	98-9618	3	Piston Ring ASM (Std.)
6	98-9619	3	Piston Ring ASM (0.5mm Oversize)
7	98-9469	3	Piston (Std.)
7	98-9470	3	Piston (0.5mm Oversize)
8	98-9542	1	Gear-Drive, Oil Pump
9	98-9532	1	Gear-Crankshaft
10	98-9666	1	Key
11	98-7473	3	Ball
12	98-9375	1	Pin-Straight
13	98-9522	1	Sleeve-Crankshaft
14	98-9413	2	Metal-Side (Std.)
14	98-9414	2	Metal-Side (0.2mm Oversize)

Ref. No.	Part No.	Qty.	Description
14	98-9415	2	Metal-Side (0.4mm Oversize)
15	98-9688	2	Metal-Side (Std.)
15	98-9689	2	Metal-Side (0.2mm Oversize)
15	98-9690	2	Metal-Side (0.4mm Oversize)
16	98-9525	1	Metal-Crankshaft (Std.)
16	98-9526	1	Metal-Crankshaft (0.2mm Undersize)
16	98-9527	1	Metal-Crankshaft (0.4mm Undersize)
17	98-9524	2	Metal-Crankshaft (Std. Set)
17	98-9530	2	Metal-Crankshaft (0.2mm Undersize Set)
17	98-9531	2	Metal-Crankshaft (0.4mm Undersize Set)
18	98-9523	1	Metal-Crankshaft (Std.)
18	98-9528	1	Metal-Crankshaft (0.2mm Undersize)
18	98-9529	1	Metal-Crankshaft (0.4mm Undersize)
19	98-9373	1	O-Ring
20	98-9521	1	Collar-Crankshaft

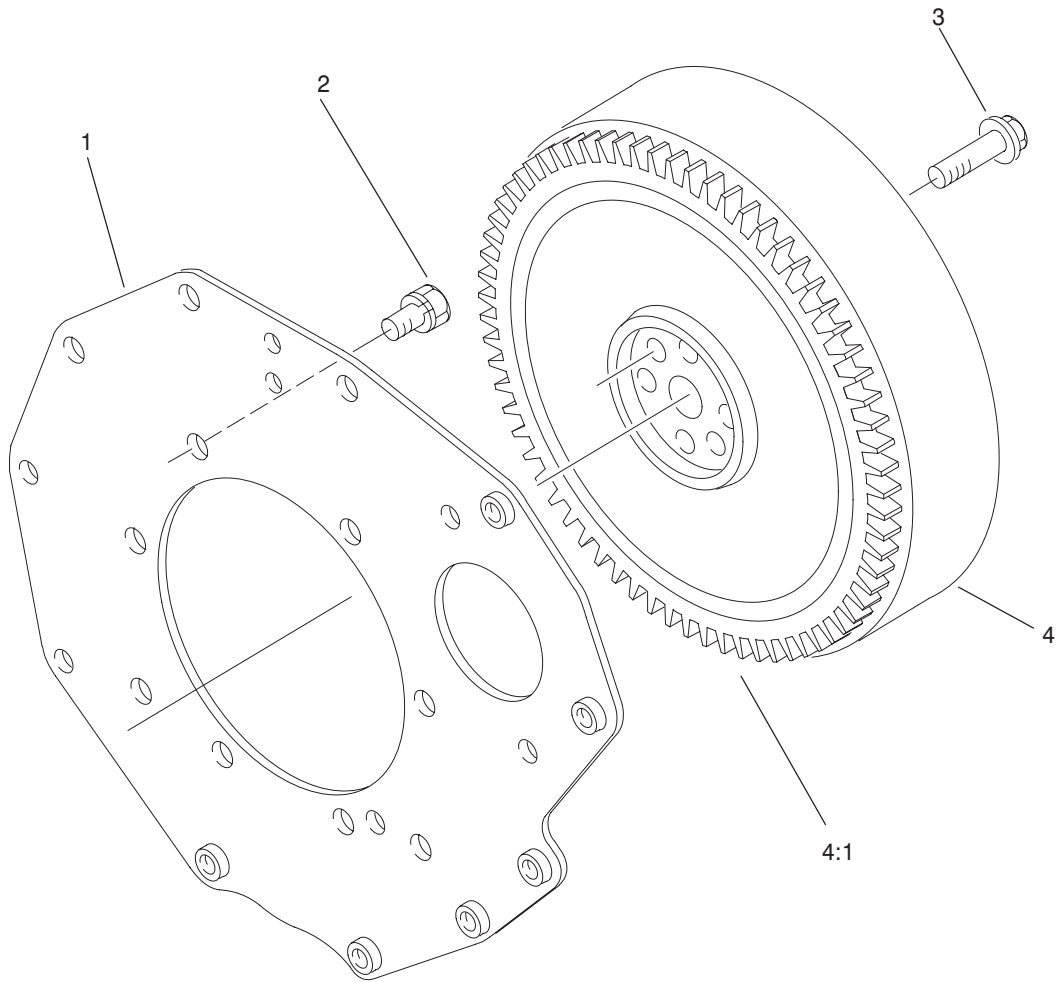


T-2914

### Piston and Crankshaft Assembly (Continued)

Ref. No.	Part No.	Qty.	Description
21	98-9516	3	Connecting Rod ASM
22	98-9642	1	Crankshaft ASM

Ref. No.	Part No.	Qty.	Description

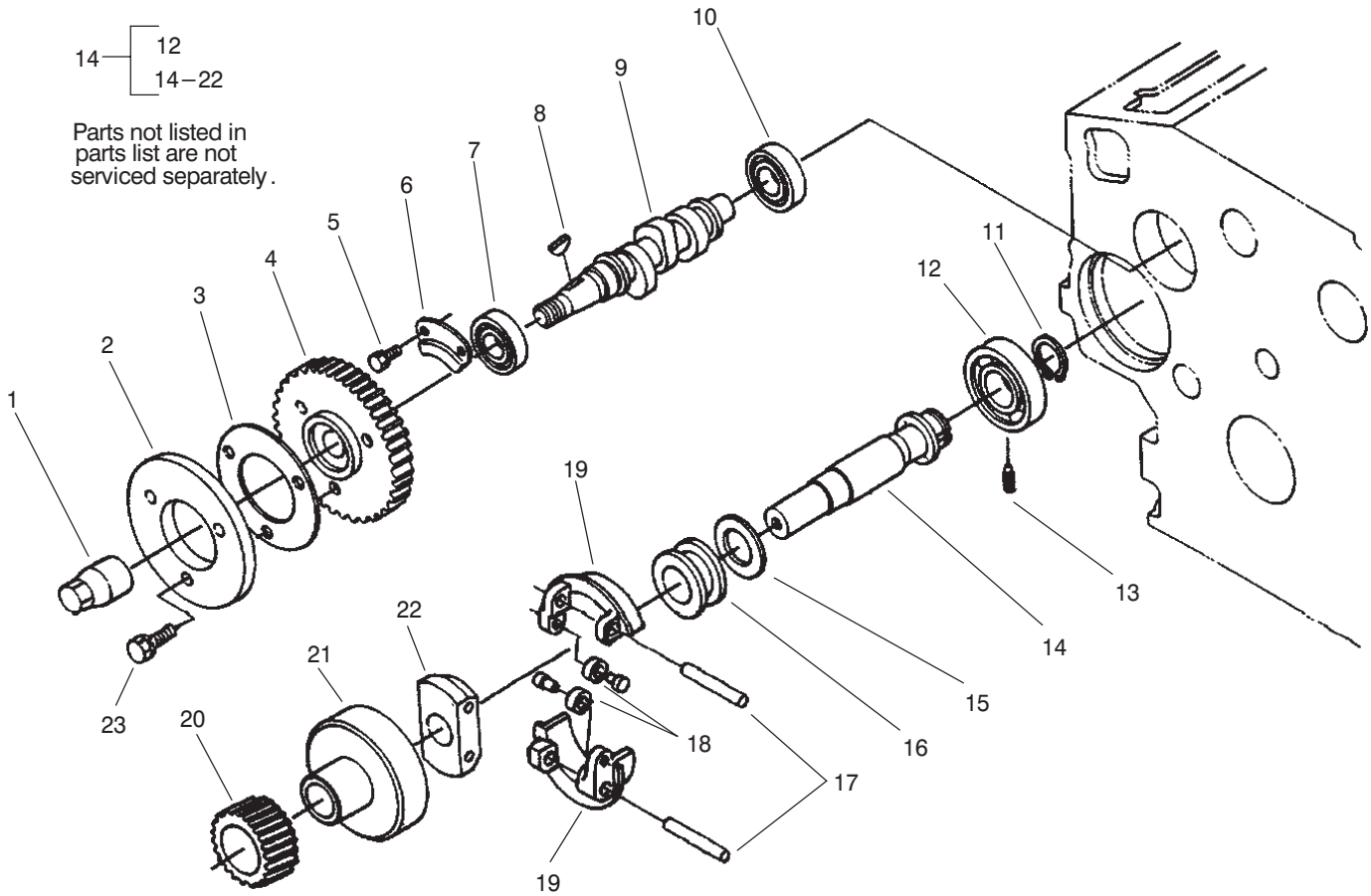


T-2915

## Flywheel Assembly

Ref. No.	Part No.	Qty.	Description
1	98-9486	1	Plate-End, Rear
2	98-9392	8	Bolt
3	98-9537	6	Bolt-Flywheel
4	98-9691	1	Flywheel ASM
4:1	98-9394	1	Gear-Ring

Ref. No.	Part No.	Qty.	Description

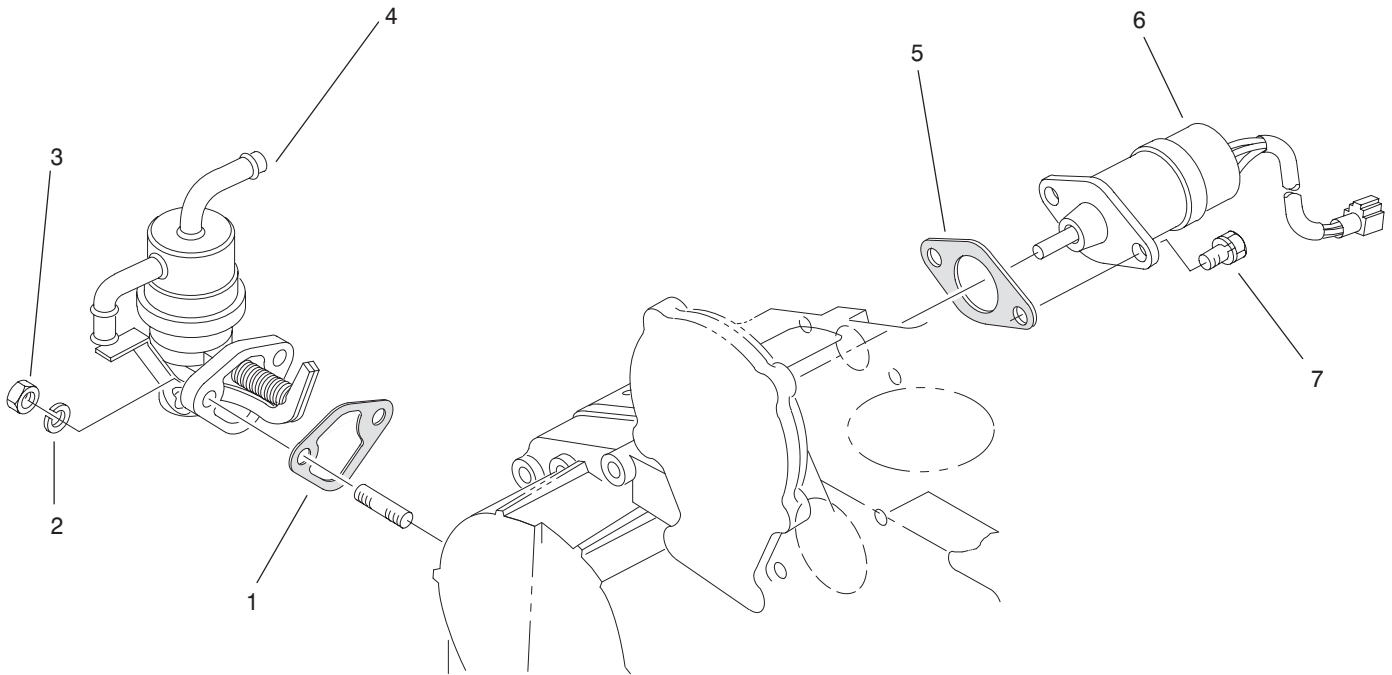


T-2916

### Fuel Camshaft Assembly

Ref. No.	Part No.	Qty.	Description	Ref. No.	Part No.	Qty.	Description
1	98-9590	1	Nut-Cap				
2	98-9547	1	Cam-Fuel				
3	98-9548	1	Washer				
4	98-9669	1	Gear-Pump, Injection				
5	98-9350	2	Bolt				
6	98-9511	1	Stopper-Fuel, Camshaft				
7	98-9383	1	Bearing-Ball				
8	98-9595	1	Key-Woodruff				
9	98-9459	1	Camshaft-Fuel				
10	98-9382	1	Bearing-Ball				
11	98-9657	1	Clip-Circular, Gov. Shaft				
12	98-9381	1	Bearing-Ball				
13	98-9565	1	Screw-Set				
14	98-9644	1	Governor Shaft ASM				
15	98-9564	1	Washer-Thrust				
16	98-9563	1	Sleeve-Governor				
17	98-9560	2	Shaft-Weight, Governor				
18	98-9692	2	Roller				
19	98-9559	2	Governor Weight ASM				
20	98-9673	1	Gear-Governor				
21	98-9562	1	Holder-Gear, Governor				
22	98-9561	1	Holder-Gear, Governor				
23	98-7605	3	Bolt				





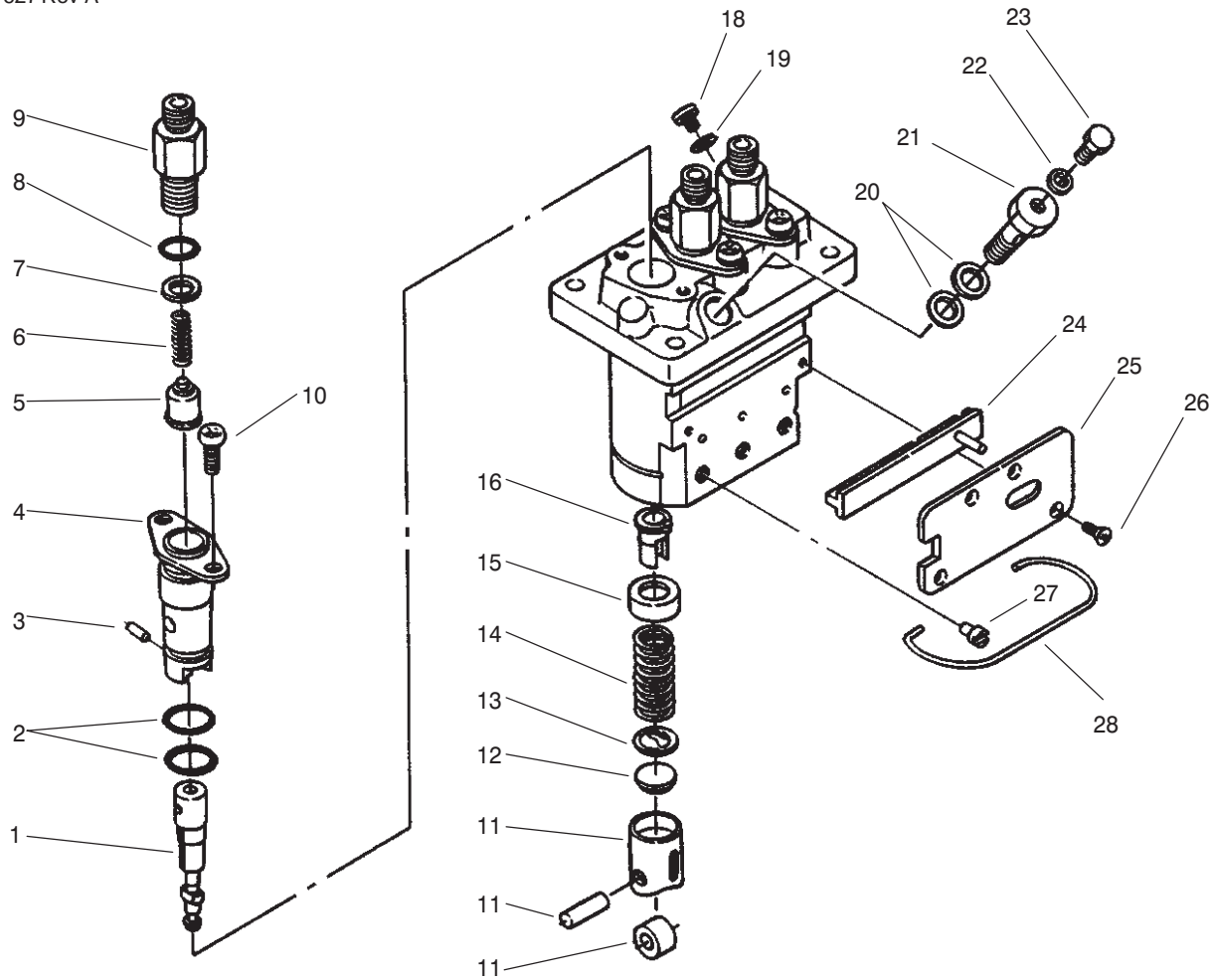
T-2918

## Stop Solenoid and Fuel Pump Assembly

Ref. No.	Part No.	Qty.	Description
1	98-9436	1	Gasket-Pump, Fuel
2	98-9367	2	Washer-Lock
3	98-7572	2	Nut
4	98-9677	1	Fuel Pump ASM
5	98-9683	1	Gasket-Cover, Solenoid
6	98-9693	1	Solenoid-Stop
7	98-9351	2	Bolt

Ref. No.	Part No.	Qty.	Description





T-2920

## Injection Pump Assembly No. 98-9643

Ref. No.	Part No.	Qty.	Description
1	98-9462	3	Element-Pump
2	98-9423	6	O-Ring
3	98-9443	3	Pin-Joint
4	98-9434	3	Flange-Sleeve
5	98-9421	3	Valve-Delivery
6	98-9424	3	Spring-Valve, Delivery
7	98-9425	3	Gasket-Valve, Delivery
8	98-9447	3	O-Ring
9	98-9652	3	Holder-Valve, Delivery
10	98-9452	6	Screw
11	98-9422	3	Tappet ASM
12	98-9433	3	Shim
13	98-9429	3	Seat-Spring, Lower
14	98-9428	3	Spring-Plunger
15	98-9427	3	Seat-Spring, Upper
16	98-9432	3	Sleeve-Control
18	98-9466	1	Plug
19	98-9451	1	Gasket
20	98-9445	2	Gasket
21	98-9464	1	Bolt-Joint
22	98-9446	1	Gasket
23	98-9430	1	Screw
24	98-9463	1	Rack-Control
25	98-9465	1	Plate
26	98-9442	4	Screw-Countersunk

Ref. No.	Part No.	Qty.	Description
27	98-9426	3	Pin-Guide, Tappet
28	98-9450	1	Pin-Clamp

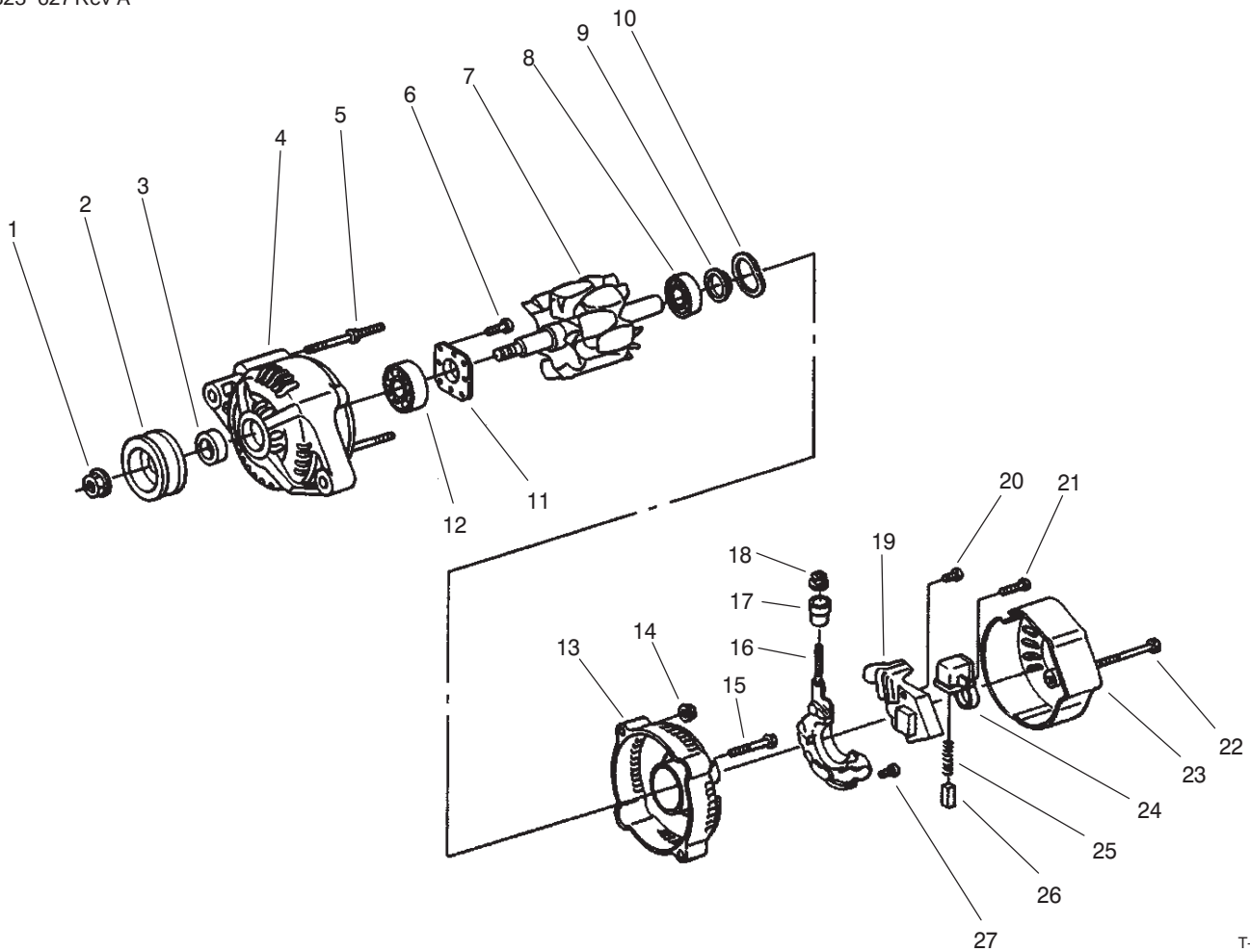












T-2927

## Alternator Assembly No. 98-9474

Ref. No.	Part No.	Qty.	Description
1	98-7708	1	Nut
2	98-9453	1	Pulley-Dynamo
3	98-7709	1	Collar
4	99-7714	1	Frame-End, Drive
5	98-7717	2	Bolt-Through
6	98-7716	4	Screw-RH
7	98-7710	1	Rotor
8	98-7712	1	Bearing-Ball
9	98-7711	1	Cover-Bearing
10	98-7713	1	Washer-Thrust
11	98-7715	1	Plate-Retainer
12	98-7718	1	Bearing-Ball
13	98-7719	1	Frame-End
14	98-7730	2	Nut
15	98-7731	2	Bolt
16	98-7721	1	Rectifier ASM
17	98-7722	1	Bushing-Insulation
18	98-7732	1	Nut
19	98-7733	1	Regulator ASM
20	98-7726	2	Screw-RH
21	98-7728	1	Screw-RH
22	98-7729	3	Bolt
23	98-7720	1	Cover-End
24	98-7723	1	Holder-Brush
25	98-7725	2	Spring-Brush

Ref. No.	Part No.	Qty.	Description
26	98-7724	2	Brush
27	98-7727	6	Screw-RH





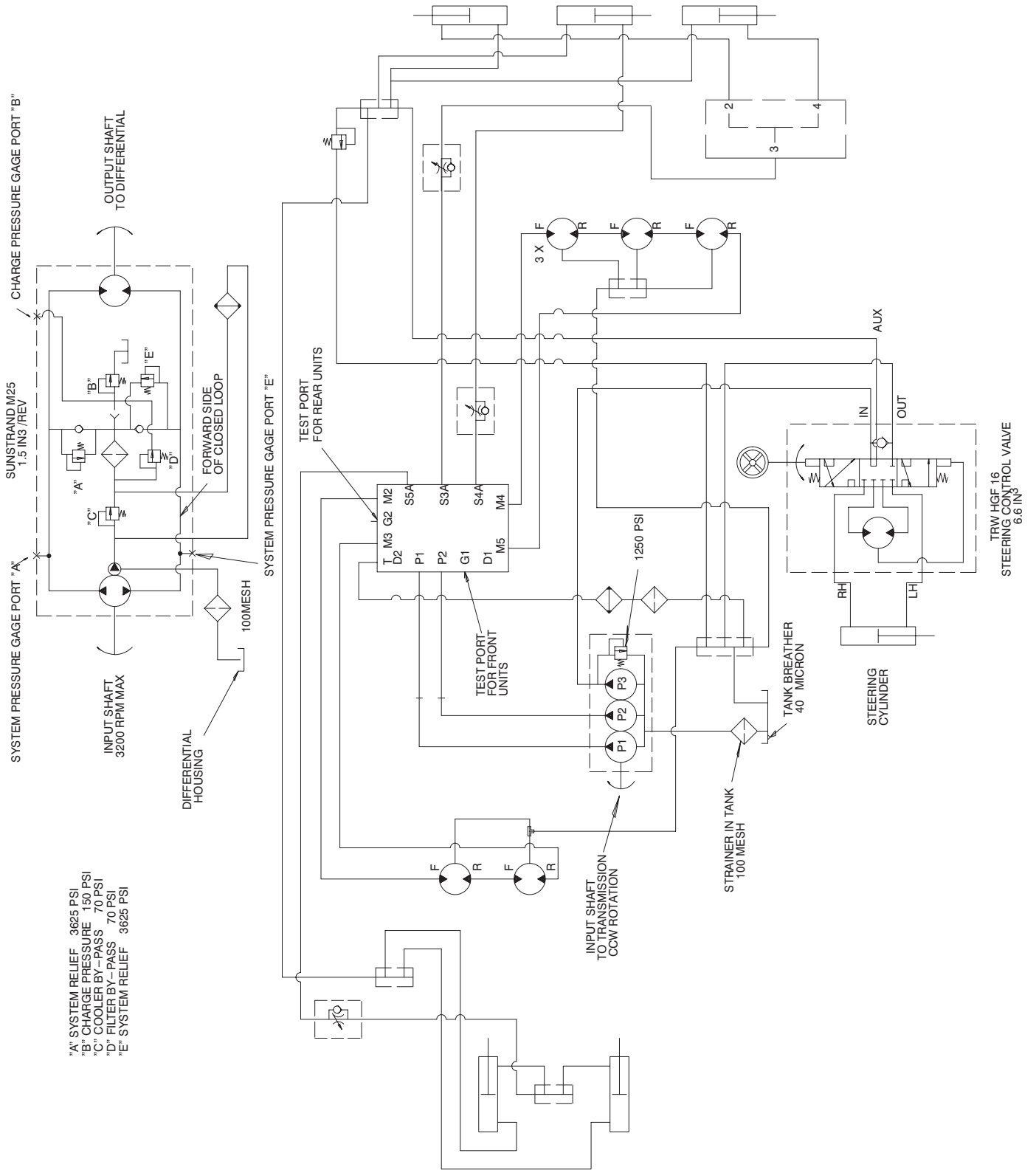




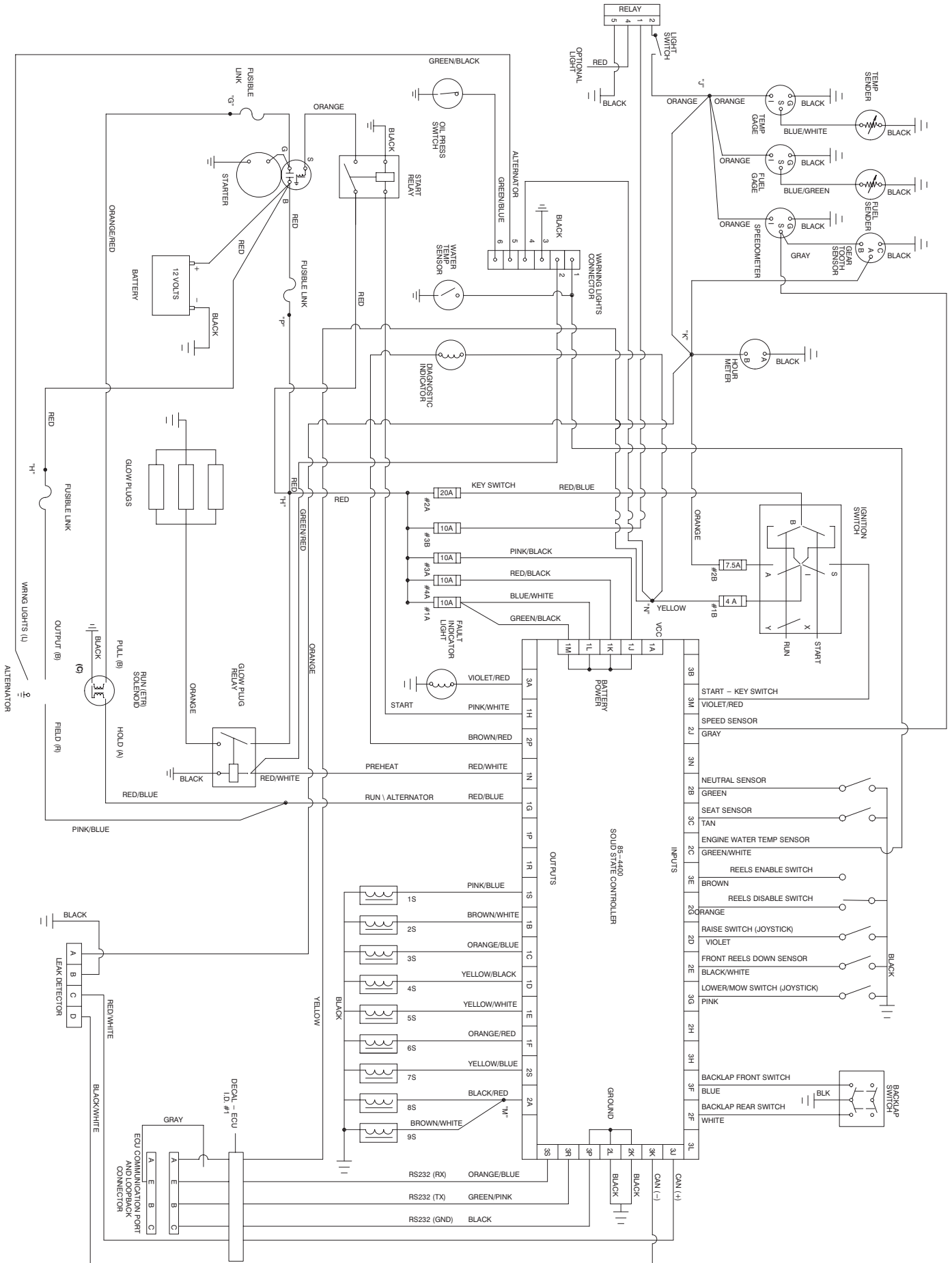




# Hydraulic Schematic



# Electrical Schematic



# Electrical Schematic – Turfdefender

