



Count on it.

Parts Catalog

Groundsmaster® 4000

Rotary Mower

Model No. 30605—Serial No. 313000001 and Up



Ordering Replacement Parts

To order replacement parts, please supply the part number, the quantity, and the description of each part desired.

Understanding Reference Numbers

Each identified part in an illustration has a reference number. The reference number for a part also appears in the parts list, along with other information about the part.

This catalog uses two special reference number formats, one to indicate parts in a service assembly and another to indicate the quantity of a given part in an illustration.

Service Assembly Reference Numbers

Parts in service assemblies have reference numbers in the form a:b. The a represents the reference number of the entire service assembly and the b represents a sequential number unique to each part within the service assembly.

For example, a wheel assembly might be identified by reference number 6, the tire by 6:1, the valve by 6:2, and the wheel by 6:3. When you order the assembly identified by reference number 6, you receive all parts identified by reference numbers 6:1, 6:2, and 6:3. However, you may also order any part individually. Reference numbers of this type appear in illustration and in parts lists.

Reference Numbers Indicating Quantity

In an illustration, if a reference number indicates more than one part, the reference number has the form nX y. The n represents the quantity of the part, the X is the multiplication symbol, and the y represents the reference number.

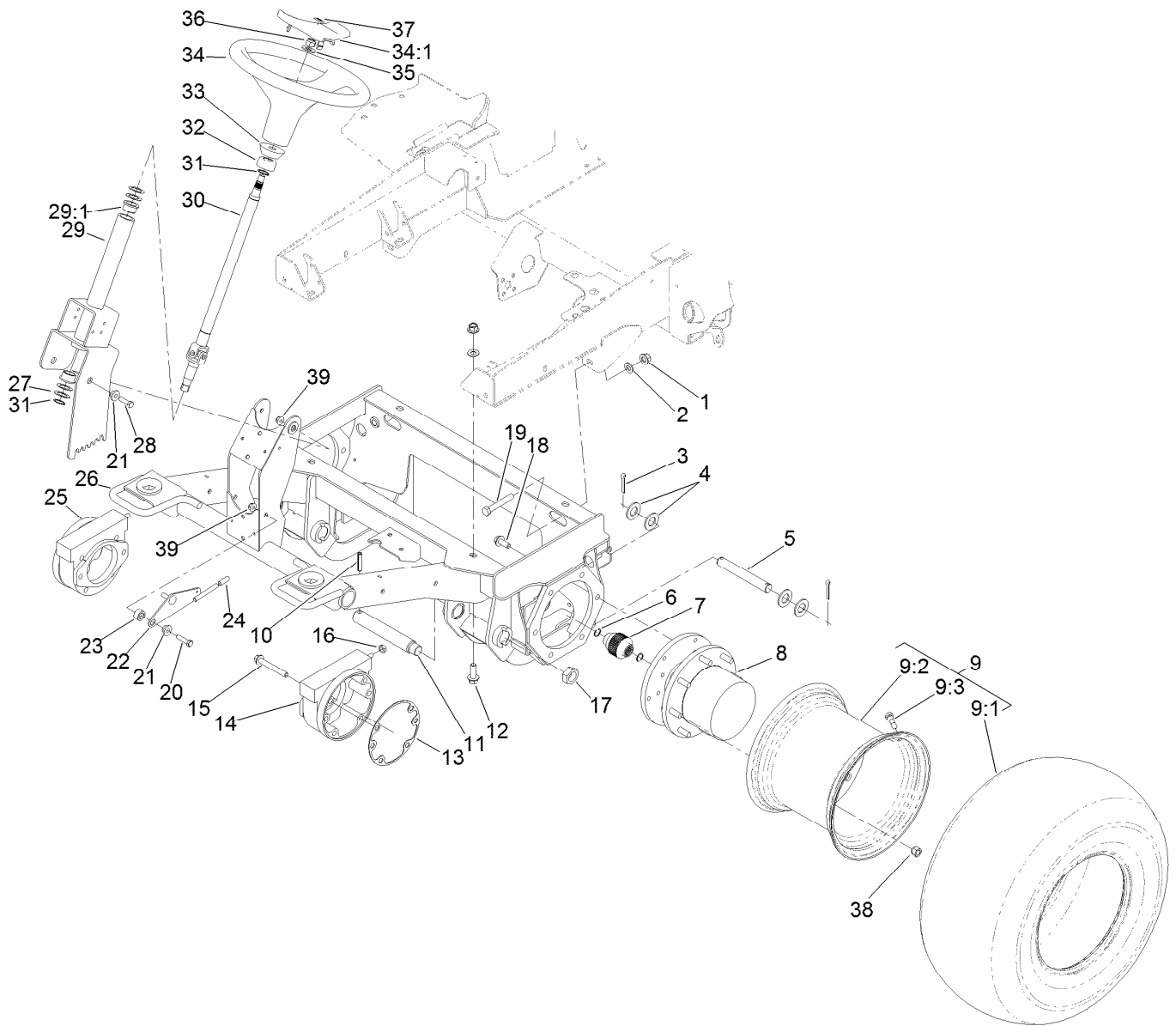
For example, in an illustration, the reference number 2X 37 means that two of the parts identified by reference number 37 are indicated.

Contents

Front Frame and Steering Assembly	5
Planetary Assembly No. 105-4500	7
LH Brake Assembly No. 100-3070-03	8
RH Brake Assembly No. 100-3069-03	9
Roll-Over Protection System, Rear Cover and Battery Assembly	10
Wing Lift Arm Assembly	11
Hydraulic Cylinder Assembly No. 107-4303	13
Impact Arm Assembly	14
Frame, Bumper, Step and Proximity Sensor Assembly	15
Flywheel, Motor Mount and Compressor Assembly	16
Fan Mounting and Hardlines Assembly	17
Radiator and Fan Assembly	18
Hydraulic Motor Assembly No. 117-4769	20
Engine, Intake and Exhaust Assembly	21
Rear Axle and Steering Cylinder Assembly	22
Bevel Pinion Shaft Assembly Rear Axle Assembly No. 110-4750	24
Differential Assembly Rear Axle Assembly No. 110-4750	25
Axle Support Assembly Rear Axle Assembly No. 110-4750	26
Bevel Gear Case Assembly Rear Axle Assembly No. 110-4750	27
Bevel Gear Shaft Assembly Rear Axle Assembly No. 110-4750	28
Axle Case Assembly Rear Axle Assembly No. 110-4750	29
Axle Assembly Rear Axle Assembly No. 110-4750	30
Hydraulic Motor Assembly No. 120-8814	31
Steering Cylinder Assembly No. 121-1534	32
Hydraulic Fitting Assembly	33
Hose and Tube Routing Assembly	34
Fuel Tank and Air Cleaner Assembly	35
Air Cleaner Assembly No. 99-5410	36
Hood and Screen Assembly	37
Fuel/Water Separator Assembly	38
Front Deck Installation Assembly	39
Gear Motor Assembly No. 99-5489	40
Lift Cylinder Assembly No. 120-8802	41
Front Deck Hydraulic Fitting Assembly	42
Front Deck Hose Routing Assembly	43
Right Deck Mount Assembly	44
Left Deck Hydraulic Fitting Assembly	45
Left Deck Hose Routing Assembly	46
Left Deck Mount Assembly	47
Left Deck Hydraulic Fitting Assembly	48
Left Deck Hose Routing Assembly	49
Traction Pedal Assembly	50
Brake Pedal Assembly	52
Seat Base and Seat Assembly	53
Vinyl Premium Seat Assembly No. 117-5676	55
Air Ride Seat Suspension Assembly No. 108-1488	56
Parking Brake, Steering Tower and Power Center Assembly	58
Fender, Tool Box and Cover Assembly	59
Fender Assembly	60
Platform Harness and Fuse Assembly	61
Rear Harness Assembly	62
Battery Cable and Grounds Assembly	63
Engine Harness Assembly	64
Piston Pump and Gear Pump Assembly	65

Contents (continued)

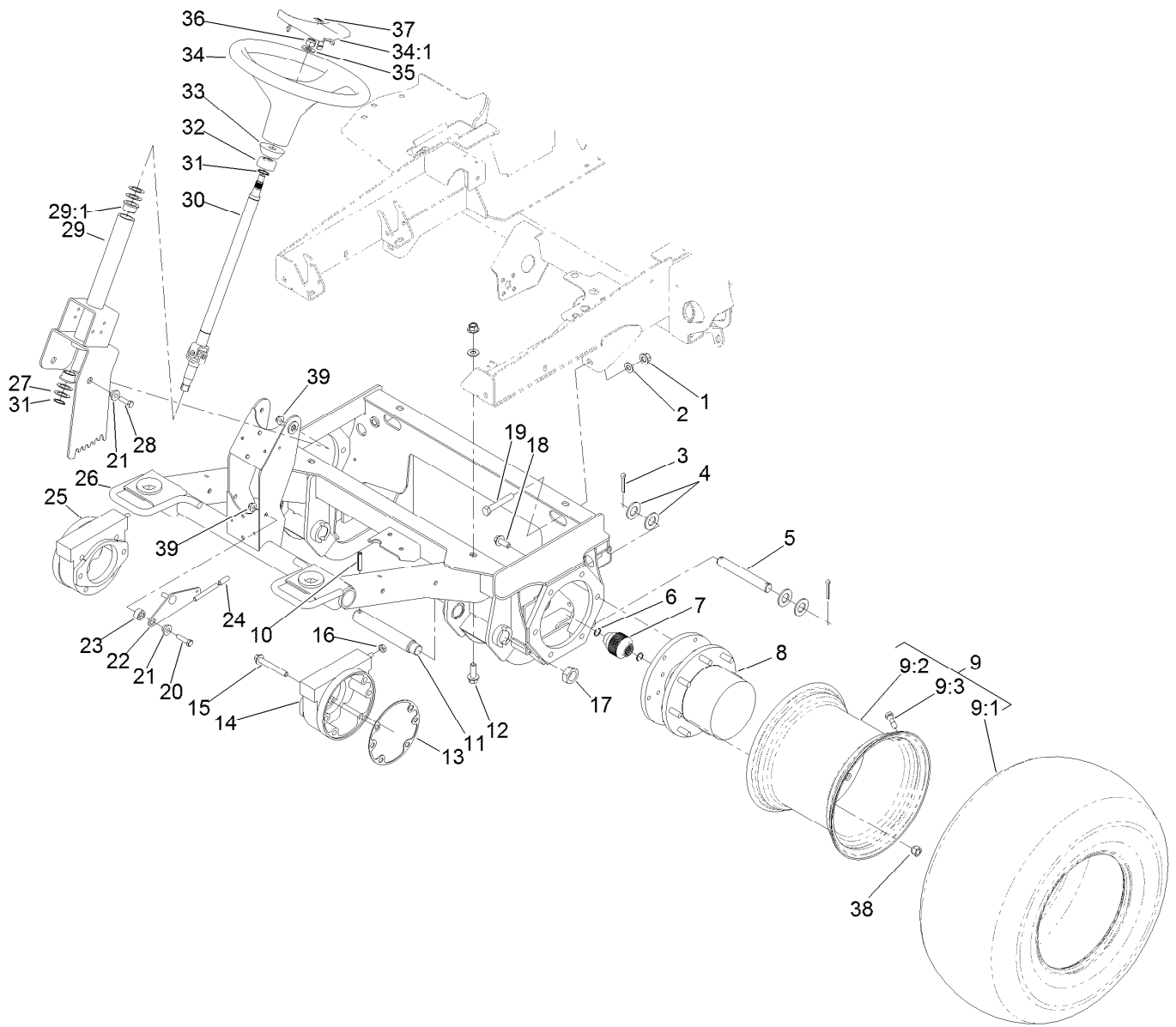
4-Section Gear Pump Assembly No. 120-8904	67
Piston Pump Assembly No. 120-9059	68
Combination Manifold Assembly	70
Combination Manifold Assembly No. 120-8842	72
Manifold Block Assembly	74
Left Power-Take-Off Manifold Assembly No. 121-1536	76
Rear Traction Manifold Assembly No. 121-1530	77
Center and Right Power-Take-Off Manifold Assembly No. 121-1537	78
Flow Divider Manifold Assembly No. 121-1550	79
Drive Motor, Steer Valve and Filter Head Assembly	80
Hydraulic Motor Assembly No. 120-8812	81
Steering Valve Assembly No. 114-4900	82
Hydraulic Reservoir Assembly	83
Lift, Steer and Fan Hydraulic Assembly	84
Oil Cooler Hydraulic Assembly	85
Traction Hydraulic Assembly	86
Arm-Rest Control Panel Assembly	88
Armrest Plug Assembly	90
Front Deck, Idler and Skid Assembly	91
Double Driven Spindle Assembly No. 119-4548	92
High Driven Spindle Assembly No. 119-4549	93
Front Deck Caster Arm and Wheel Assembly	94
Front Spindle Installation Assembly	95
Front Deck Chamber and Cover Assembly	96
Right Deck, Idler and Skid Assembly	97
Low Driven Spindle Assembly No. 119-4776	99
Right Hand and Left Hand Castor Arm and Wheel Assembly	100
Deck Driving Spindle Assembly	101
Driving Spindle Assembly No. 119-4547	102
Right Deck Discharge Chamber and Cover Assembly	103
Left Deck Idler and Skid Assembly	104
Left Deck Discharge Chamber and Cover Assembly	106
Cylinder Block Assembly	107
Gear Housing Assembly	108
Flywheel Housing and Oil Sump Assembly	109
Cylinder Head and Bonnet Assembly	110
Suction Manifold Assembly	112
Exhaust Manifold and Silencer Assembly	113
Camshaft and Driving Gear Assembly	114
Turbine Assembly	115
Crankshaft and Piston Assembly	116
Lubrication and Oil System Assembly	117
Lubrication Oil Line Assembly	118
Cooling Water System Assembly	119
Fuel Injection Pump Assembly	120
Governor Assembly	122
Fuel Injection Valve Assembly	123
Starting Motor Assembly	124
Generator Assembly	125
Gasket Set	126
Attachments and Accessories	127



Front Frame and Steering Assembly

Ref.	Part Number	Qty.	Description	Ref.	Part Number	Qty.	Description
1	99-5107	6	Nut-Lock	16	3218-4	2	Nut-Jam
2	3256-26	6	Washer-Flat	17	3296-49	2	Nut-Lock, NI
3	3272-30	4	Pin-Cotter	18	33106-030	12	Screw-HHF
4	3256-29	8	Washer-Flat	19	325-13	2	Screw-HH
5	110-6006	2	Pin-Clevis	20	323-8	1	Screw-HH
6	93-7972	4	Ring-Retaining, Internal	21	93-5988	3	Hub-Pivot
7	100-3046	2	Shaft-Brake, Splined	22	114-5907-03	1	Lever-Tilt
8	105-4500	2	Planetary ASM	23	114-4854	1	Spacer-Cup
9		2	Wheel And Tire ASM ●	24	93-5446	1	Cap-Vinyl
9:1	119-8313	1	Tire	25	100-3069-03	1	Brake ASM
9:2	120-4175	1	Rim	26	120-4085-03	1	Frame-Front
9:3	232-27	1	Stem-Valve	27	9547	4	Washer-Thrust
10	117-5479	2	Pin-Spring	28	323-7	2	Screw-HH
11	100-3017	2	Pin-Arm, Lift	29	114-0167	1	Steering Column ASM
12	100-6116	4	Screw-HHF	29:1	256-132	2	Bushing-Flange
13	93-7984	2	Gasket	30	93-5428	1	Shaft-Steering
14	100-3070-03	1	Brake ASM	31	32151-29	2	Ring-Retaining
15	33106-090	8	Screw-HHF	32	93-5439	1	Seal-Steering

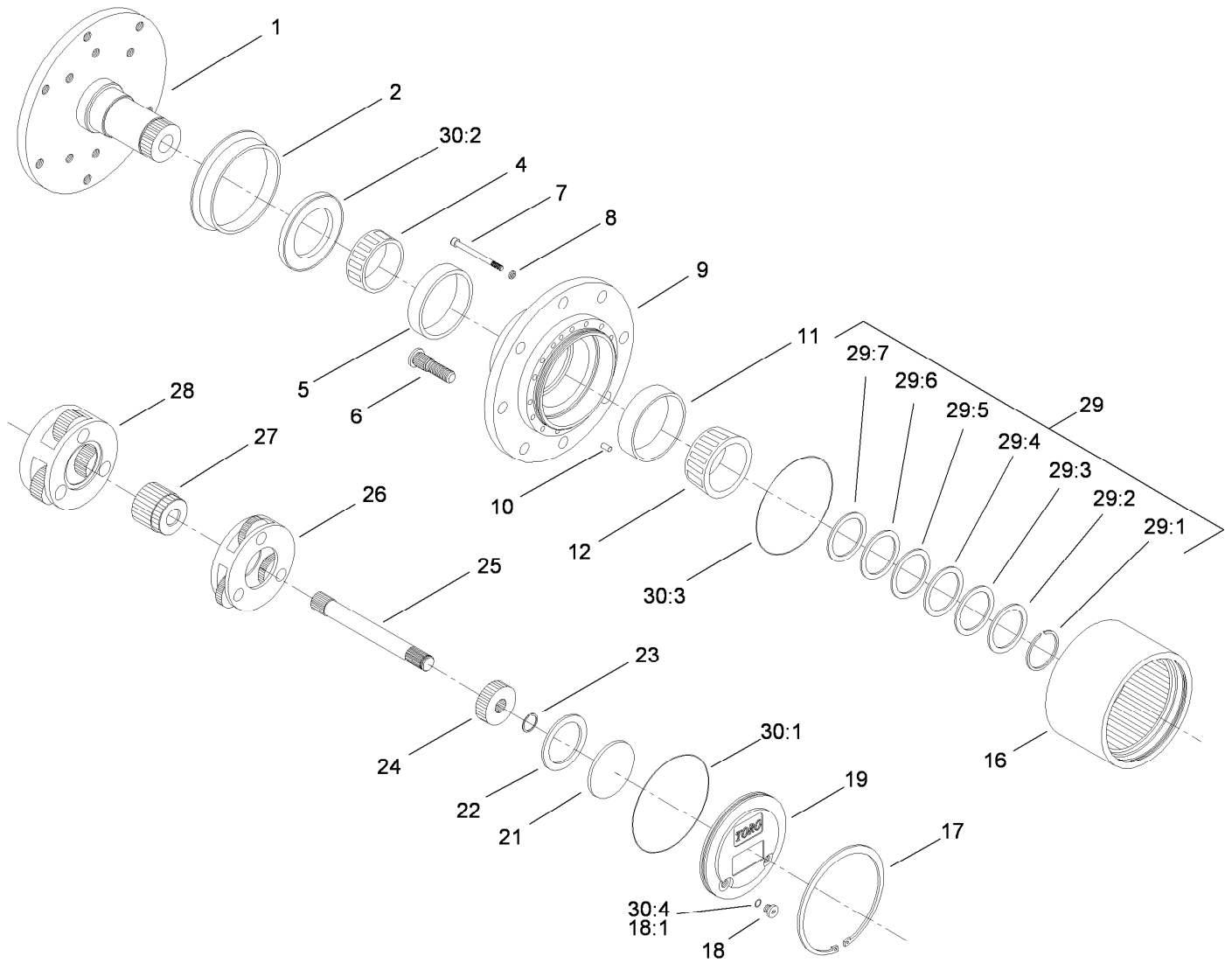
● Not serviced separately



Front Frame and Steering Assembly (continued)

<i>Ref.</i>	<i>Part Number</i>	<i>Qty.</i>	<i>Description</i>	<i>Ref.</i>	<i>Part Number</i>	<i>Qty.</i>	<i>Description</i>
33	93-5429	1	Collar-Foam	36	108-9342	1	Nut-Hex
34	98-1471	1	Wheel-Steering	37	98-1459	1	Decal
34:1	98-1468	1	Cover-Wheel, Steering	38	242-50	16	Nut-Lug
35	3256-27	1	Washer-Flat	39	104-8301	3	Nut-HF, NI

● Not serviced separately

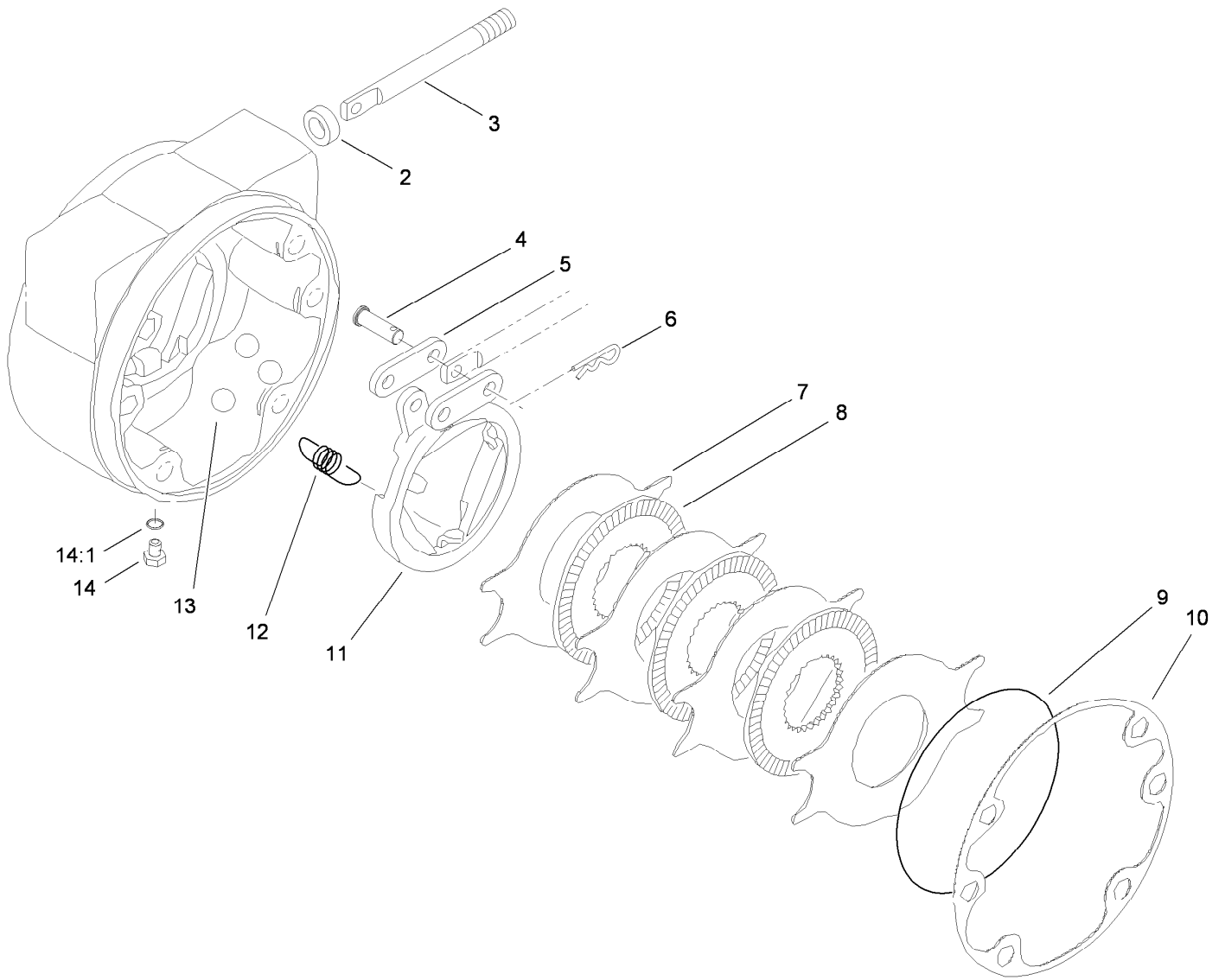


Planetary Assembly No. 105-4500

Ref.	Part Number	Qty.	Description	Ref.	Part Number	Qty.	Description
1		1	Spindle ■	24	105-8114	1	Gear-Primary
2	105-8122	1	Seal-Boot	25	105-8115	1	Shaft-Drive
4	105-8120	1	Bearing-Cone	26	105-8129	1	Carrier-Primary
5	105-8119	1	Bearing-Cup	27	105-8139	1	Gear-Secondary
6	105-8124	8	Stud-Wheel	28	105-8130	1	Carrier-Secondary
7	105-8125	16	Bolt-Head, Socket	29	105-8136	1	Shim Kit
8	3253-18	16	Washer-Lock	29:1		1	Ring-Snap ■
9		1	Housing ■	29:2		1	Shim-Bearing, 2.9Mm ■
10	105-8121	1	Pin-Dowel	29:3		1	Shim-Bearing, 2.8Mm ■
11	105-8117	1	Bearing-Cup	29:4		1	Shim-Bearing, 2.7Mm ■
12	105-8118	1	Bearing-Cone	29:5		1	Shim-Bearing, 2.6Mm ■
16	105-8113	1	Gear-Ring	29:6		1	Shim-Bearing, 2.5Mm ■
17	105-8132	1	Ring-Retaining	29:7		1	Shim-Bearing, 2.4Mm ■
18	353-990	2	Plug ASM	30	105-8137	1	Seal Kit ●
18:1	237-78	1	O-Ring	30:1		1	O Ring-Flange Cap ■
19	105-8138	1	Cap-End	30:2		1	Seal-Oil ■
21	105-8133	1	Plug-Thrust	30:3		2	O Ring-End Cap ■
22	105-8123	1	Washer-Thrust	30:4	237-78	2	O-Ring
23	105-8131	1	Ring-Retaining				

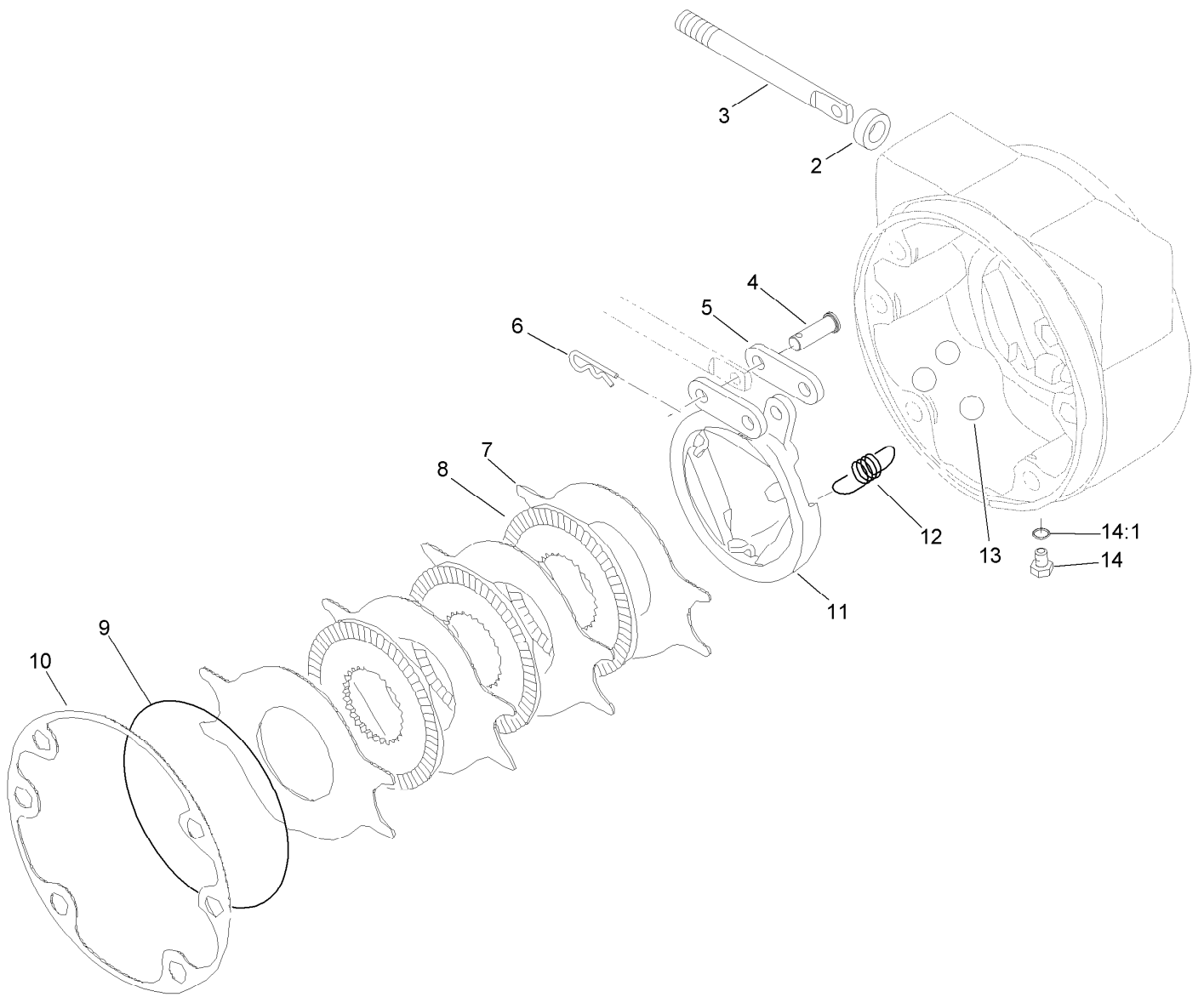
● Not illustrated

■ Not serviced separately



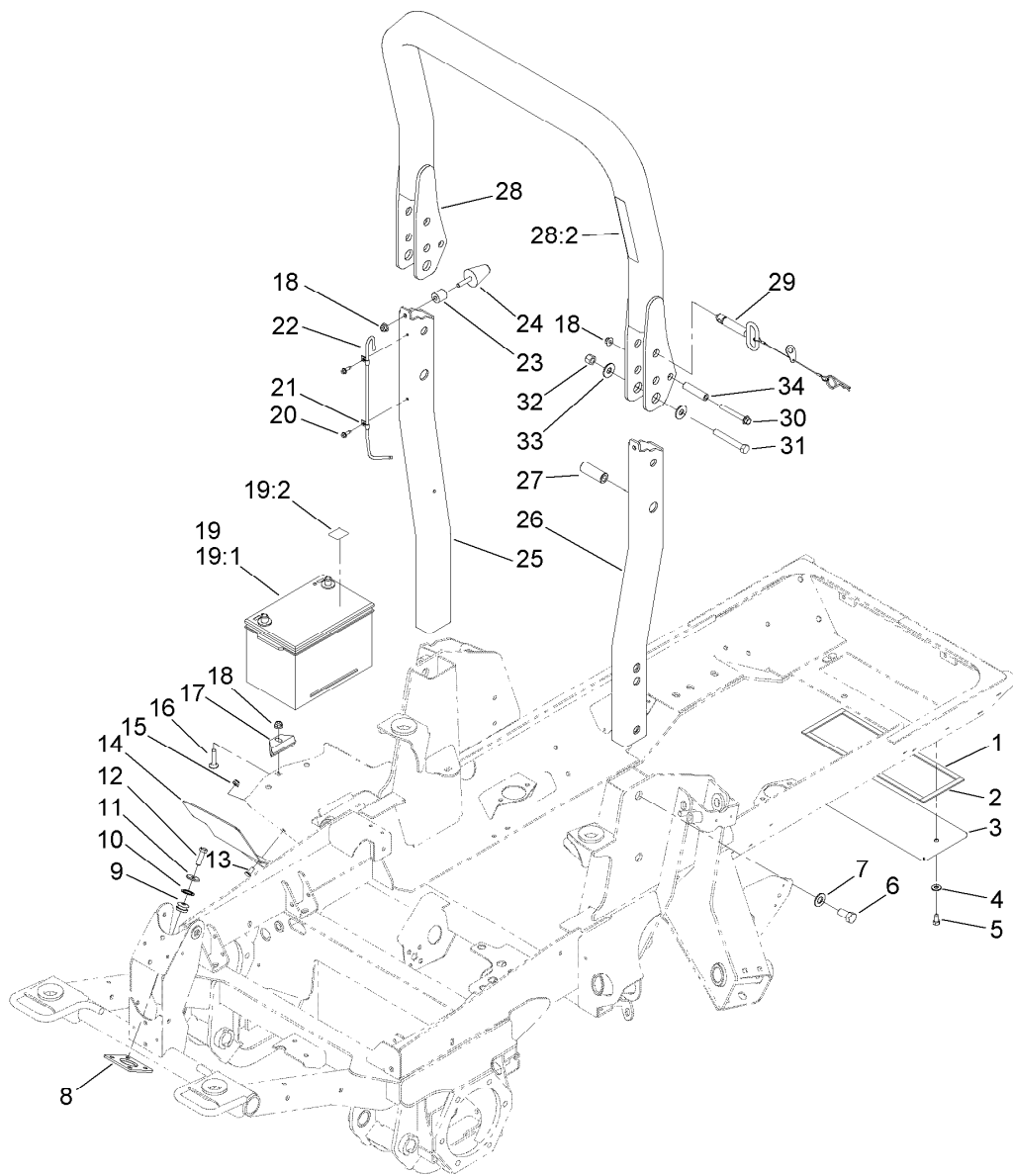
LH Brake Assembly No. 100-3070-03

<i>Ref.</i>	<i>Part Number</i>	<i>Qty.</i>	<i>Description</i>
2	93-7977	1	Seal
3	93-7978	1	Rod-Pull
4	93-7983	2	Pin-Clevis
5	93-7980	2	Link
6	93-7979	2	Pin-Hitch
7	93-7986	4	Disc-Stationary
8	104-4278	3	Disc-Rotating
9	93-7976	1	Ring-Retaining
10	93-7984	1	Gasket
11	104-4279	1	Actuator-Rotating
12	93-7987	3	Spring-Extension
13	93-7985	3	Ball
14	353-990	2	Plug ASM
14:1	237-78	1	O-Ring



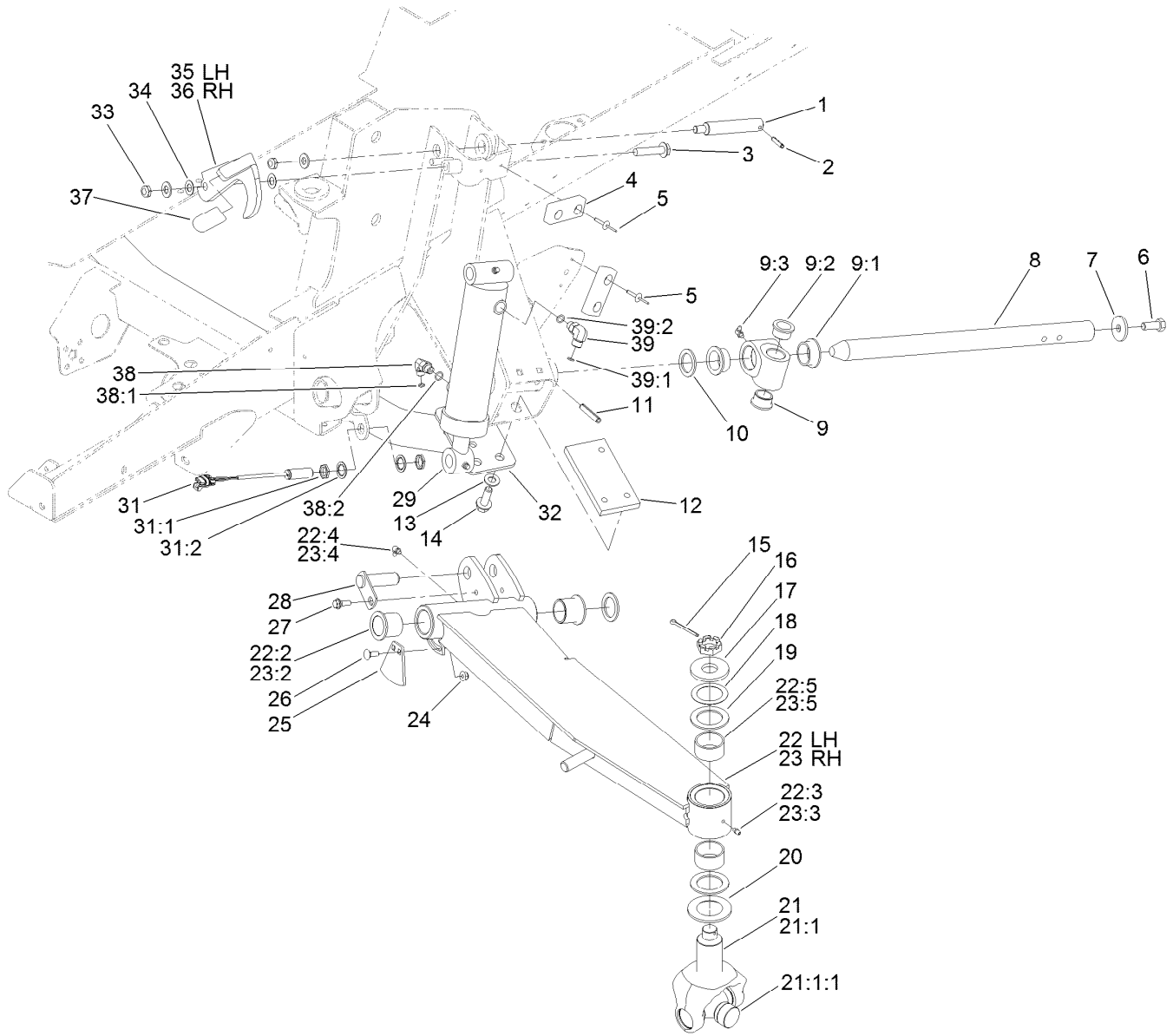
RH Brake Assembly No. 100-3069-03

<i>Ref.</i>	<i>Part Number</i>	<i>Qty.</i>	<i>Description</i>
2	93-7977	1	Seal
3	93-7978	1	Rod-Pull
4	93-7983	2	Pin-Clevis
5	93-7980	2	Link
6	93-7979	2	Pin-Hitch
7	93-7986	4	Disc-Stationary
8	104-4278	3	Disc-Rotating
9	93-7976	1	Ring-Retaining
10	93-7984	1	Gasket
11	104-4280	1	Actuator-Rotating
12	93-7987	3	Spring-Extension
13	93-7985	3	Ball
14	353-990	2	Plug ASM
14:1	237-78	1	O-Ring



Roll-Over Protection System, Rear Cover and Battery Assembly

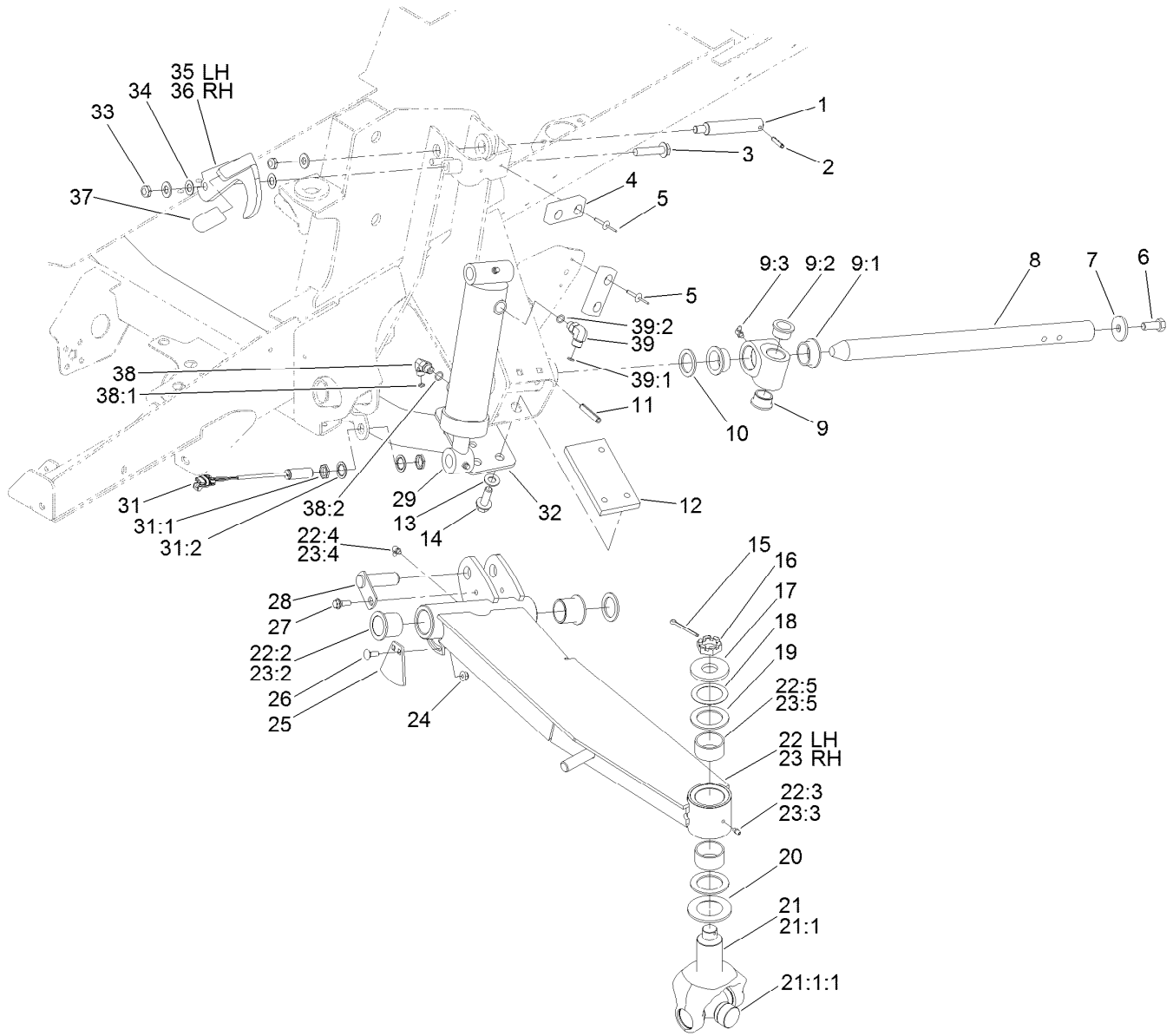
Ref.	Part Number	Qty.	Description	Ref.	Part Number	Qty.	Description
1	105-0777	2	Strip-Foam	19:1	127-7507	1	Battery
2	105-0778	2	Strip-Foam	19:2	139-1006	1	Decal
3	104-2287-03	1	Cover-Frame	20	32104-95	2	Screw-HWH
4	3256-3	2	Washer-Flat	21	2412-72	2	Clip-Closed, Insulated
5	32104-6	2	Screw-HH, TAP	22	121-1638	1	Tube-Vent
6	121-1658	4	Screw-HH	23	61-2220	2	Spacer
7	3256-27	4	Washer-Flat	24	121-1604	2	Bumper-Rubber
8	120-4118-03	1	Plate-Mounting, Valve	25	121-1632-03	1	ROPS-Lower, RH
9	63-9750	4	Mount	26	121-1634-03	1	ROPS-Lower, LH
10	1-303352	4	Washer-Spindle	27	121-1660	2	Spacer
11	63-8410	4	Washer	28	121-1642	1	ROPS-Upper
12	33115-035	4	Screw-HH	28:2	120-8947	1	Decal-Danger, ROPS
13	3230-23	2	Screw-CARR	29	121-1629	2	ROPS Fold Pin ASM
14	121-1512-03	1	Shield-Battery	30	3234-41	2	Screw-HHF
15	104-8300	2	Nut-HF, NI	31	325-35	2	Screw-HH
16	3231-5	1	Screw-CARR	32	3296-23	2	Nut-Lock, NI
17	66-2490	1	Retainer-Battery	33	3256-6	4	Washer-Flat
18	104-8301	5	Nut-HF, NI	34	106-0877	2	Spacer-Shield
19	139-1005	1	Battery Kit				



Wing Lift Arm Assembly

Ref.	Part Number	Qty.	Description	Ref.	Part Number	Qty.	Description
1	104-3537	2	Pin-Cylinder	16	99-3139	2	Nut-Slotted
2	32121-9	2	Pin-Roll, Slotted	17	104-0719	2	Washer-Hardened
3	3234-46	2	Screw-HHF	18	114-5641	2	Washer-Thrust
4	86-5350	4	Bumper-Rubber	19	104-0721	4	Washer-Thrust
5	3269-11	8	Rivet-Pop	20	104-0720	2	Spacer
6	325-5	2	Screw-HH	21	114-5640-03	2	Joint Yoke ASM
7	106-2008	2	Washer-Thrust	21:1		1	Yoke-Joint ●
8	121-3882	2	Shaft-Pivot, Lift Arm	21:1:1	104-4299	1	Cross And Bearing Kit
9	115-5468	2	Pivot Hub ASM	22	119-0089	1	LH Lift Arm ASM
9:1	115-5469	2	Bushing-Flange	22:2	69-6470	2	Bushing-Caster
9:2	114-5680	2	Bushing-Flange	22:3	302-5	1	Fitting-Grease
9:3	302-60	1	Fitting-Grease	22:4	302-60	1	Fitting-Grease
10	256-304	4	Washer-Thrust	22:5	114-5596	2	Bushing-Straight
11	117-5479	2	Pin-Spring	23	119-0087	1	RH Lift Arm ASM
12	120-8859-03	2	Block-Tapped	23:2	69-6470	2	Bushing-Caster
13	3256-26	10	Washer-Flat	23:3	302-5	1	Fitting-Grease
14	100-6116	6	Screw-HHF	23:4	302-60	1	Fitting-Grease
15	3272-25	2	Pin-Cotter	23:5	114-5596	2	Bushing-Straight

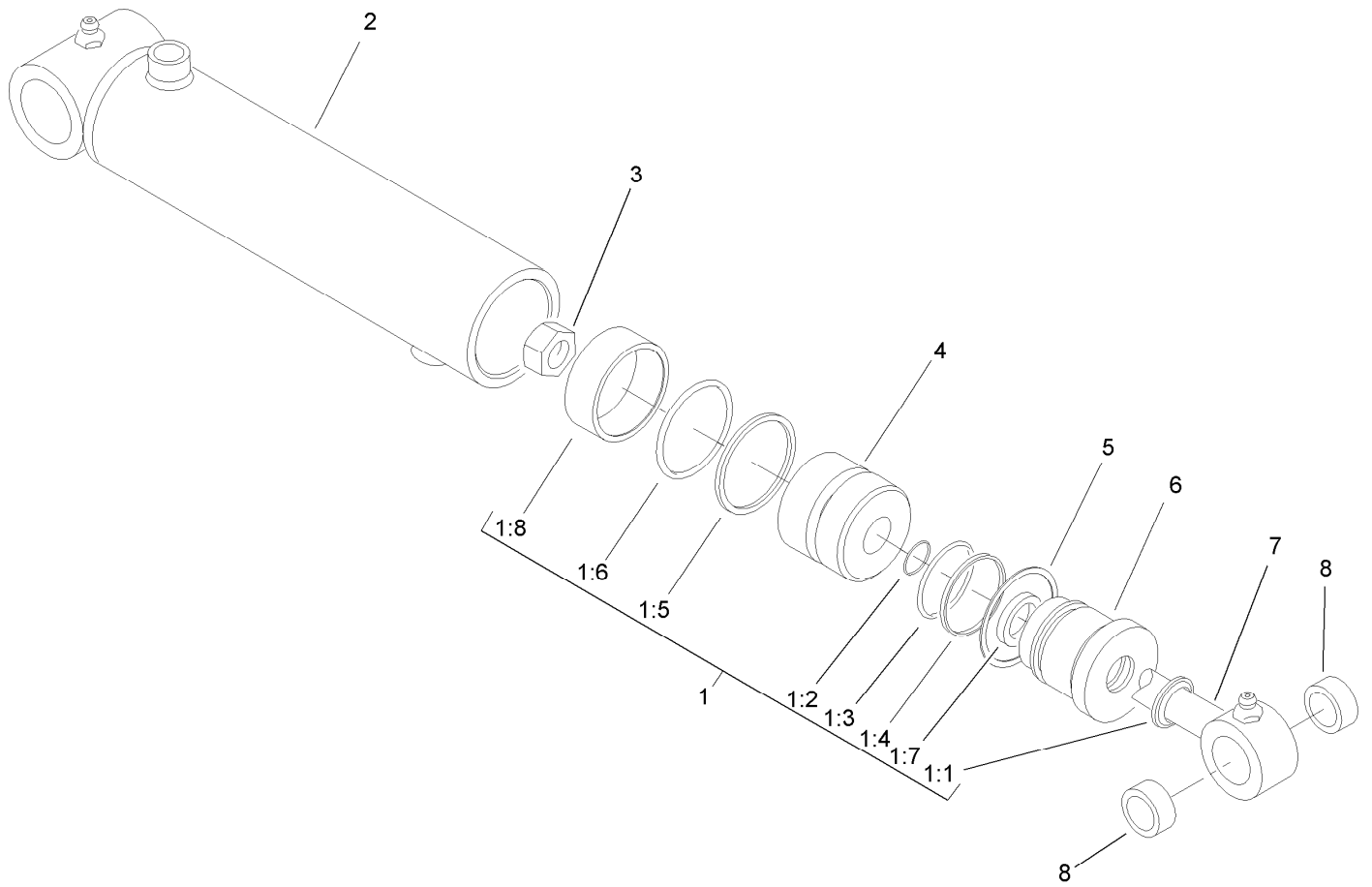
● Not serviced separately



Wing Lift Arm Assembly (continued)

Ref.	Part Number	Qty.	Description	Ref.	Part Number	Qty.	Description
24	104-8300	6	Nut-HF, NI	34	104-3577	4	Washer
25	119-0077	2	Plate-Sensing, Wing	35	104-3557-03	1	Latch-LH
26	3230-16	4	Screw-CARR	36	104-3556-03	1	Latch-RH
27	27-0410	2	Screw-Shoulder	37	48-7081	2	Grip-Plastic
28	100-5674	2	Pin	38	340-82	2	Fitting-Elbow, 90 DEG
29	107-4303	2	HYD Cylinder ASM	38:1	237-42	1	O-Ring
31	115-5300	2	Proximity Switch ASM	38:2	237-21	1	O-Ring
31:1	117-3207	2	Nut-Hex	39	340-77	2	Fitting-Elbow, 90 DEG
31:2	117-3208	2	Washer-Lock, Internal Tooth	39:1	237-22	1	O-Ring
32	120-9000-03	1	Crossmember	39:2	237-42	1	O-Ring
33	3296-45	4	Nut-Hex				

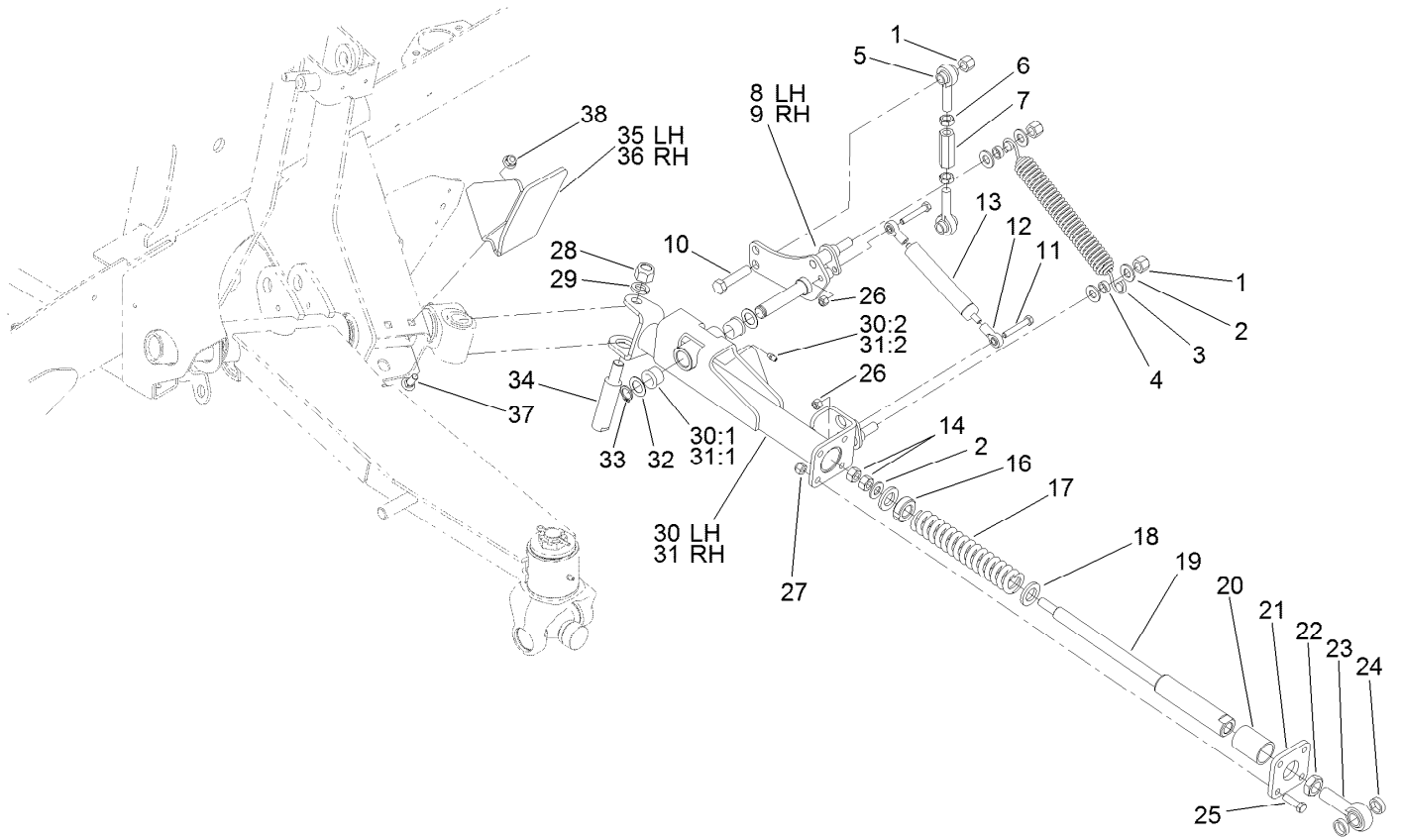
● Not serviced separately



Hydraulic Cylinder Assembly No. 107-4303

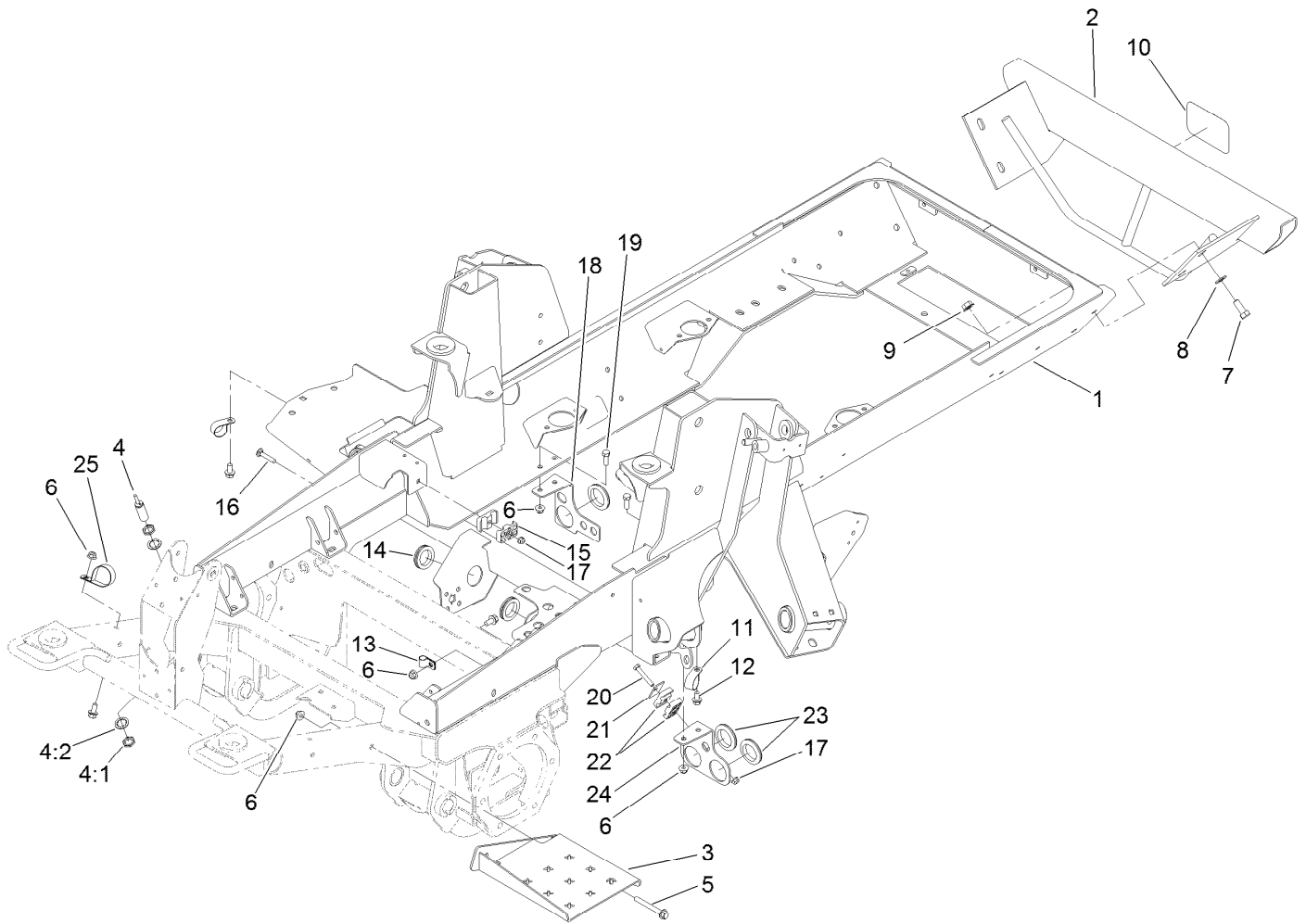
Ref.	Part Number	Qty.	Description
1	107-0249	1	Seal Kit
1:1		1	Wiper ●
1:2		1	O-Ring ●
1:3		1	O-Ring ●
1:4		1	Back-Up ●
1:5		1	Seal ●
1:6		1	O-Ring ●
1:7		1	Seal ●
1:8		1	Wear Ring ●
2		1	Barrel ASM ●
3		1	Locknut ●
4		1	Piston ●
5		1	Ring, Retaining ●
6		1	Head ●
7		1	Rod ASM ●
8	104-4281	2	Bushing

● Not serviced separately



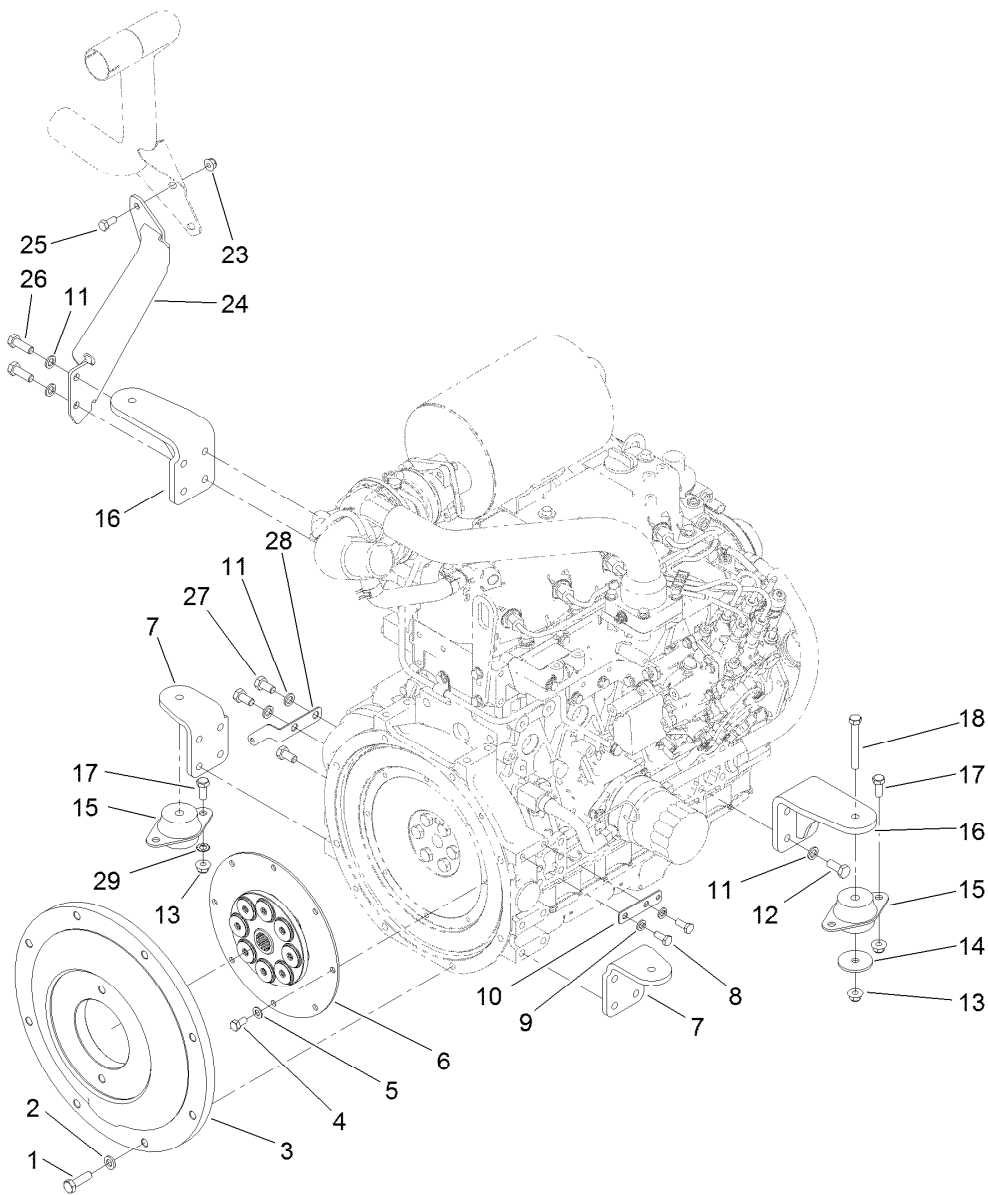
Impact Arm Assembly

Ref.	Part Number	Qty.	Description	Ref.	Part Number	Qty.	Description
1	3296-23	6	Nut-Lock, NI	23	105-2806	2	End-Rod
2	3256-26	10	Washer-Flat	24	105-0756	4	Spacer
3	104-7520	2	Spring-Damper	25	323-7	8	Screw-HH
4	104-7521	4	Bushing	26	3296-29	4	Nut-Lock, NI
5	105-2808	4	End-Rod	27	3296-39	8	Nut-Lock, NI
6	3220-5	4	Nut-Jam	28	3296-53	2	Nut-Lock, NI
7	105-2809	2	Tube-Link	29	3253-8	2	Washer-Lock
8	108-1476-03	1	Bell Crank-LH	30	120-8884	1	LH Rear Arm ASM
9	108-1475-03	1	Bell Crank-RH	30:1	256-113	2	Bushing-Flange
10	325-9	2	Screw-HH	30:2	302-5	1	Fitting-Grease
11	322-10	4	Screw-HH	31	120-8883	1	RH Rear Arm ASM
12	104-8331	4	End-Rod, Spherical	31:1	256-113	2	Bushing-Flange
13	105-3249	2	Damper	31:2	302-5	1	Fitting-Grease
14	3217-9	4	Nut-HH	32	3-6498	4	Washer-Thrust
16	105-4552	2	Bearing-Plastic	33	32120-93	2	Ring-Retaining
17	100-8138	2	Spring-Compression	34	104-2281	2	Shaft-Pivot
18	105-4551	4	Washer-Flat	35	120-8856-03	1	Bracket-Roller, LH
19	105-4548	2	Shaft-Spring	36	120-8874-03	1	Bracket-Roller, RH
20	105-4550	2	Bushing-Straight	37	3231-2	4	Bolt-CARR
21	105-2807-03	2	Plate	38	104-8300	4	Nut-HF, NI
22	3220-7	2	Nut-Jam				



Frame, Bumper, Step and Proximity Sensor Assembly

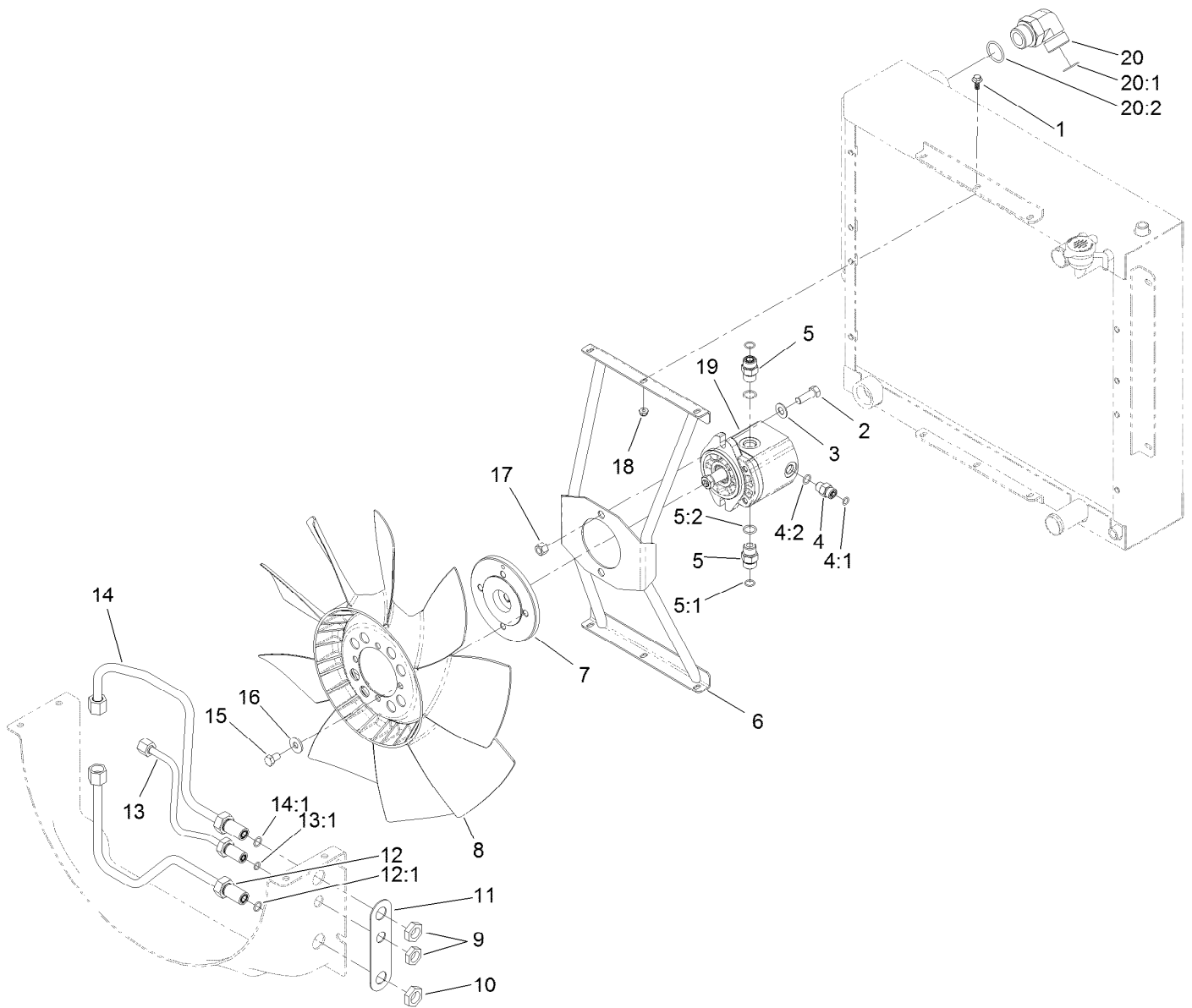
<i>Ref.</i>	<i>Part Number</i>	<i>Qty.</i>	<i>Description</i>	<i>Ref.</i>	<i>Part Number</i>	<i>Qty.</i>	<i>Description</i>
1	120-4010-03	1	Frame	13	2412-138	1	R-Clamp
2	120-8919-03	1	Bumper	14	240-7	2	Grommet-Rubber
3	120-9020-03	1	Step	15	56-7971	2	Clamp-Tube
4	115-0282	1	Proximity Sensor ASM	16	3230-5	1	Bolt-CARR
4:1	117-3207	2	Nut-Hex	17	104-8300	2	Nut-HF, NI
4:2	117-3208	2	Washer-Lock, Internal Tooth	18	121-1508-03	1	Bracket-Bulkhead
5	3234-41	2	Screw-HHF	19	323-6	4	Screw-HH
6	104-8301	8	Nut-HF, NI	20	322-10	1	Screw-HH
7	325-5	4	Screw-HH	21	69-9760	1	Plate-Cover
8	3256-26	4	Washer-Flat	22	56-7976	2	Clamp-Tube
9	32128-23	4	Nut-HF	23	240-2	3	Grommet-Rubber
10	105-8278	1	Decal	24	121-1481-03	1	Plate-Mount, Bulkhead (LH)
11	2412-126	2	R-Clamp	25	2412-147	1	Clamp-R
12	3234-1	4	Screw-HHF				



Flywheel, Motor Mount and Compressor Assembly

Ref.	Part Number	Qty.	Description
1	117-5663	8	Screw-HH
2	107-1413	8	Washer-Hardened
3	115-6657-03	1	Plate-Flywheel
4	99-5132	8	Bolt
5	87-7510	8	Washer-Flat
6	120-4176	1	Coupling-Spring, Flywheel
7	120-4066-03	2	Mount-Motor, Front
8	33114-020	2	Screw-HH
9	3253-4	2	Washer-Lock
10	121-5636	1	Tab-Harness
11	48-9590	18	Washer-Lock
12	33115-025	14	Screw-HH
13	104-8301	12	Nut-HF, NI

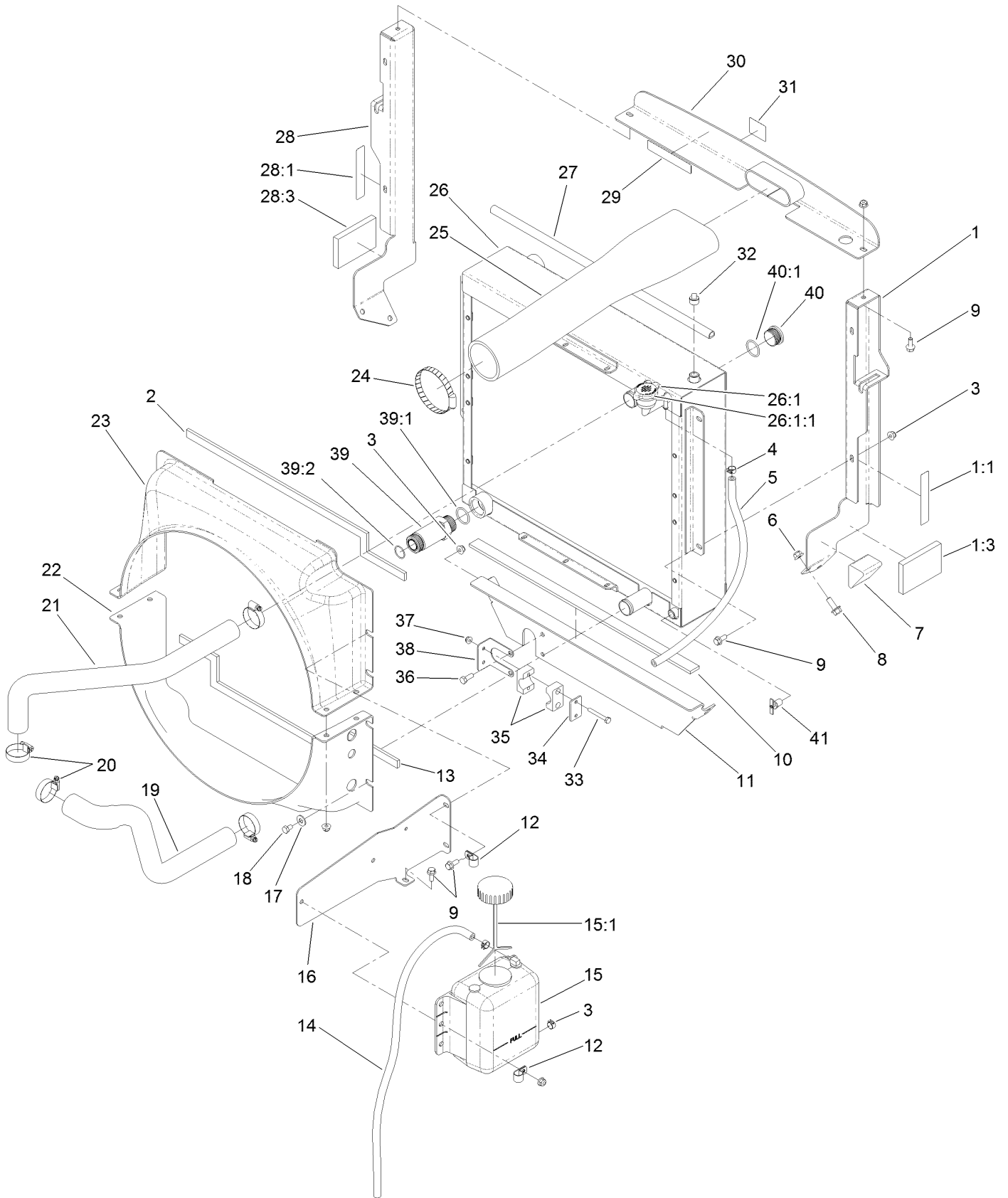
Ref.	Part Number	Qty.	Description
14	63-7400	4	Washer-Rebound
15	53-9682	4	Mount-Engine
16	120-4068-03	2	Mount-Motor
17	323-5	8	Screw-HH
18	323-14	4	Screw-HH
23	104-8300	2	Nut-HF, NI
24	121-1622-03	1	Bracket-Support
25	322-3	2	Screw-HH
26	33115-030	2	Screw-HH
27	33115-020	3	Screw-HH
28	121-6580	1	Bracket-Harness
29	3255-9	1	Washer-Lock



Fan Mounting and Hardlines Assembly

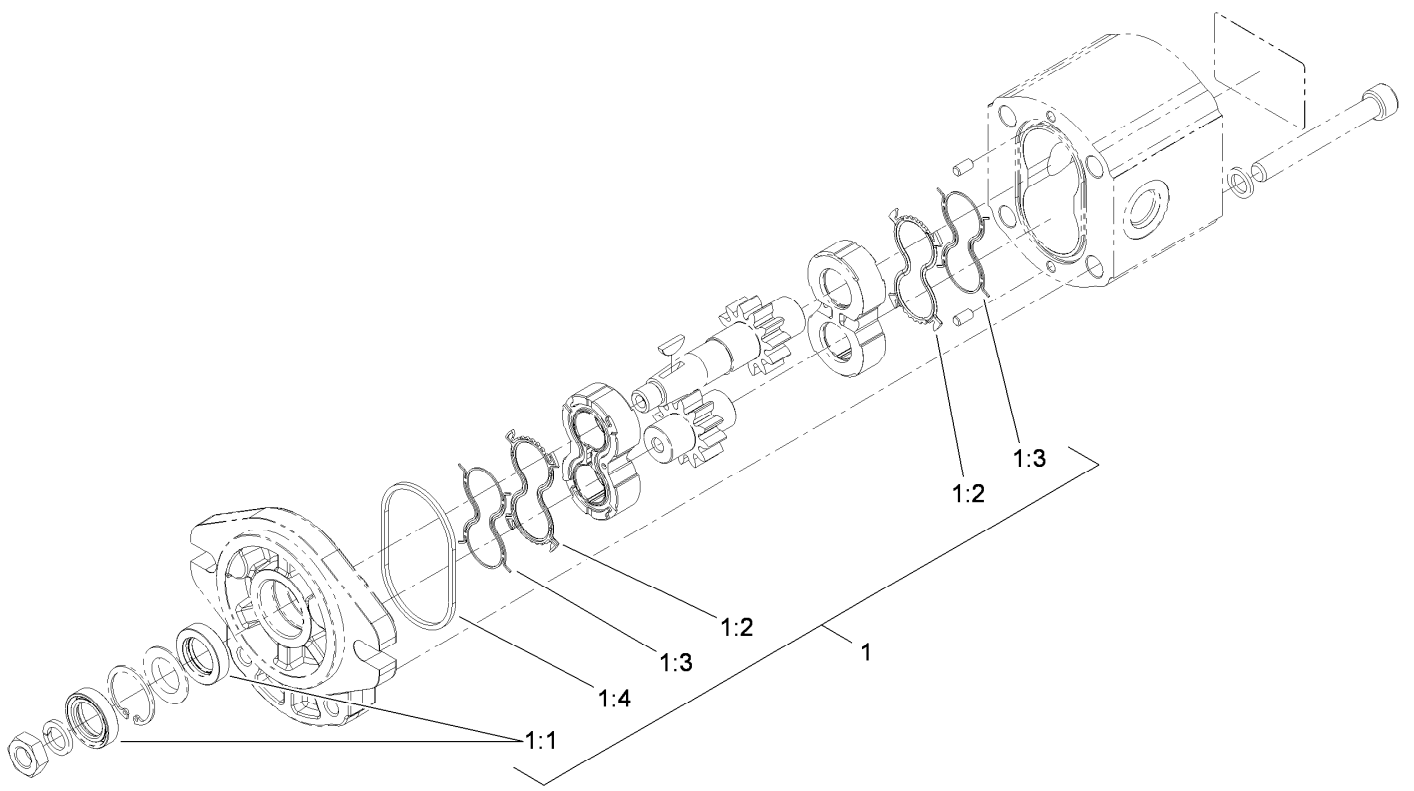
<i>Ref.</i>	<i>Part Number</i>	<i>Qty.</i>	<i>Description</i>	<i>Ref.</i>	<i>Part Number</i>	<i>Qty.</i>	<i>Description</i>
1	99-6810	6	Screw-HHF	12	121-1554	1	Tube-HYD
2	324-5	2	Screw-HH	12:1	237-30	1	O-Ring
3	3256-25	2	Washer-Flat	13	121-1555	1	Tube ASM
4	340-2	1	Fitting-Straight	13:1	237-22	1	O-Ring
4:1	237-22	1	O-Ring	14	121-1553	1	Tube-HYD
4:2	237-42	1	O-Ring	14:1	237-30	1	O-Ring
5	340-4	2	Fitting-Straight	15	115-8486	4	Screw-HH
5:1	237-30	1	O-Ring	16	80-6990	4	Washer-Hardened
5:2	237-79	1	O-Ring	17	3296-48	2	Nut-Hex
6	120-8935-03	1	Bracket-Fan	18	104-7201	6	Nut-HF
7	117-2364	1	Hub-Fan	19	117-4769	1	HYD Motor ASM
8	114-3825	1	Fan	20	340-129	1	Fitting-Elbow, 90 DEG
9	340-70	1	Nut-Lock	20:1	237-146	1	O-Ring
10	340-127	2	Nut-Bulkhead	20:2	340-65	1	O-Ring
11	121-1518	1	Shim-Support				

Radiator and Fan Assembly



Radiator and Fan Assembly (continued)

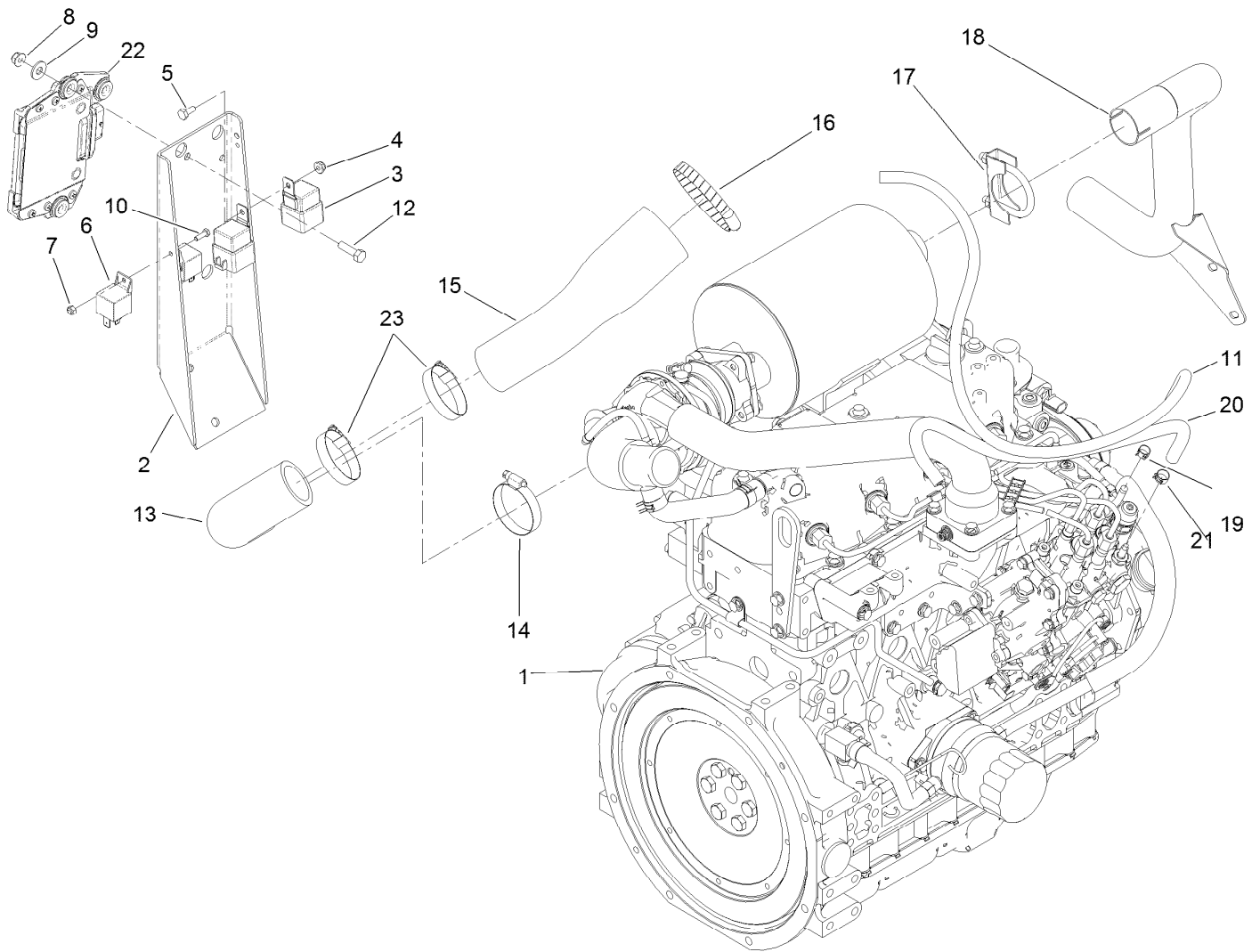
<i>Ref.</i>	<i>Part Number</i>	<i>Qty.</i>	<i>Description</i>	<i>Ref.</i>	<i>Part Number</i>	<i>Qty.</i>	<i>Description</i>
1	121-1479	1	LH Radiator Support ASM	24	2412-110	1	Clamp-Band/Screw
1:1	93-7272	1	Decal-Warning	25	121-1474	1	Hose-Inlet, Air Cleaner
1:3	100-2196	1	Pad-Foam	26	121-3080	1	Radiator/Oil Cooler
2	121-1684	1	Foam-Radiator	26:1	115-7766	1	Cap-Radiator
3	104-8300	12	Nut-HF, NI	26:1:1	106-6755	1	Decal-Cap, Radiator
4	92-2379	3	Clamp-Hose	27	114-3828	1	Seal-Bulb
5	110-4112	1	Hose-Fuel	28	121-1478	1	RH Radiator Support ASM
6	104-8301	6	Nut-HF, NI	28:1	93-7272	1	Decal-Warning
7	93-5954	2	Plug-Foam	28:3	100-2196	1	Pad-Foam
8	3234-11	6	Screw-HHF	29	93-7272	1	Decal-Warning
9	3234-47	13	Screw-HHF	30	120-9025-03	1	Bracket-Intake
10	104-2226	1	Strip-Foam	31	93-7275	1	Decal-Fluid, Starting
11	120-8968-03	1	Bracket-Hose	32	281-13	1	Plug-Pipe
12	92-6064	2	Clamp-R	33	321-11	2	Screw-HH
13	121-1685	1	Foam-Radiator, Lower	34	114-4902	1	Plate-Cover
14	110-9662	1	Hose-Fuel	35	114-4901	1	Clamp
15	120-5571	1	Coolant Reservoir ASM	36	322-4	2	Screw-HH
15:1	87-7050	1	Cap-Reservoir	37	104-7201	2	Nut-HF
16	120-8921-03	1	Mount-Tank	38	120-8984	1	Bracket-Clamp
17	3256-3	7	Washer-Flat	39	100-5565	1	Fitting-STR
18	322-1	6	Screw-HH	39:1	237-146	1	O-Ring
19	121-1477	1	Hose-Radiator, Lower	39:2	340-65	1	O-Ring
20	2412-111	4	Clamp	40	106-2030	1	Plug-Hex, Hollow
21	121-1476	1	Hose-Radiator, Upper	40:1	237-146	1	O-Ring
22	121-1517	1	Shroud-Radiator, Lower	41	304-46	1	Draincock
23	121-1515	1	Shroud-Radiator, Upper				



Hydraulic Motor Assembly No. 117-4769

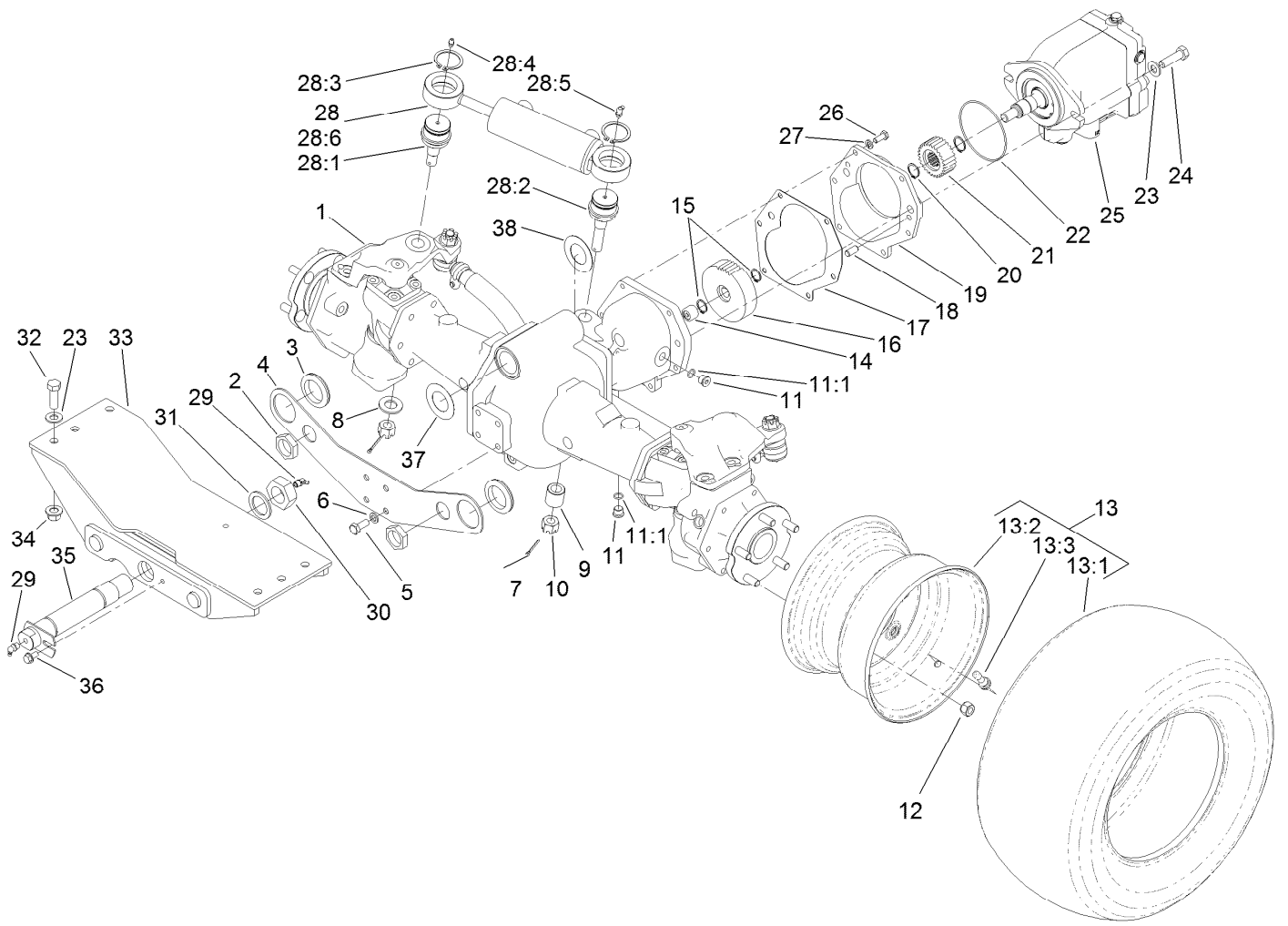
<i>Ref.</i>	<i>Part Number</i>	<i>Qty.</i>	<i>Description</i>
1	115-4110	1	Seal Kit
1:1		2	Seal-Shaft ●
1:2		2	Seal-Plate, Balancing ●
1:3		2	Seal-Anti Extrusion ●
1:4		2	O-Ring (Housing) ●

● Not serviced separately



Engine, Intake and Exhaust Assembly

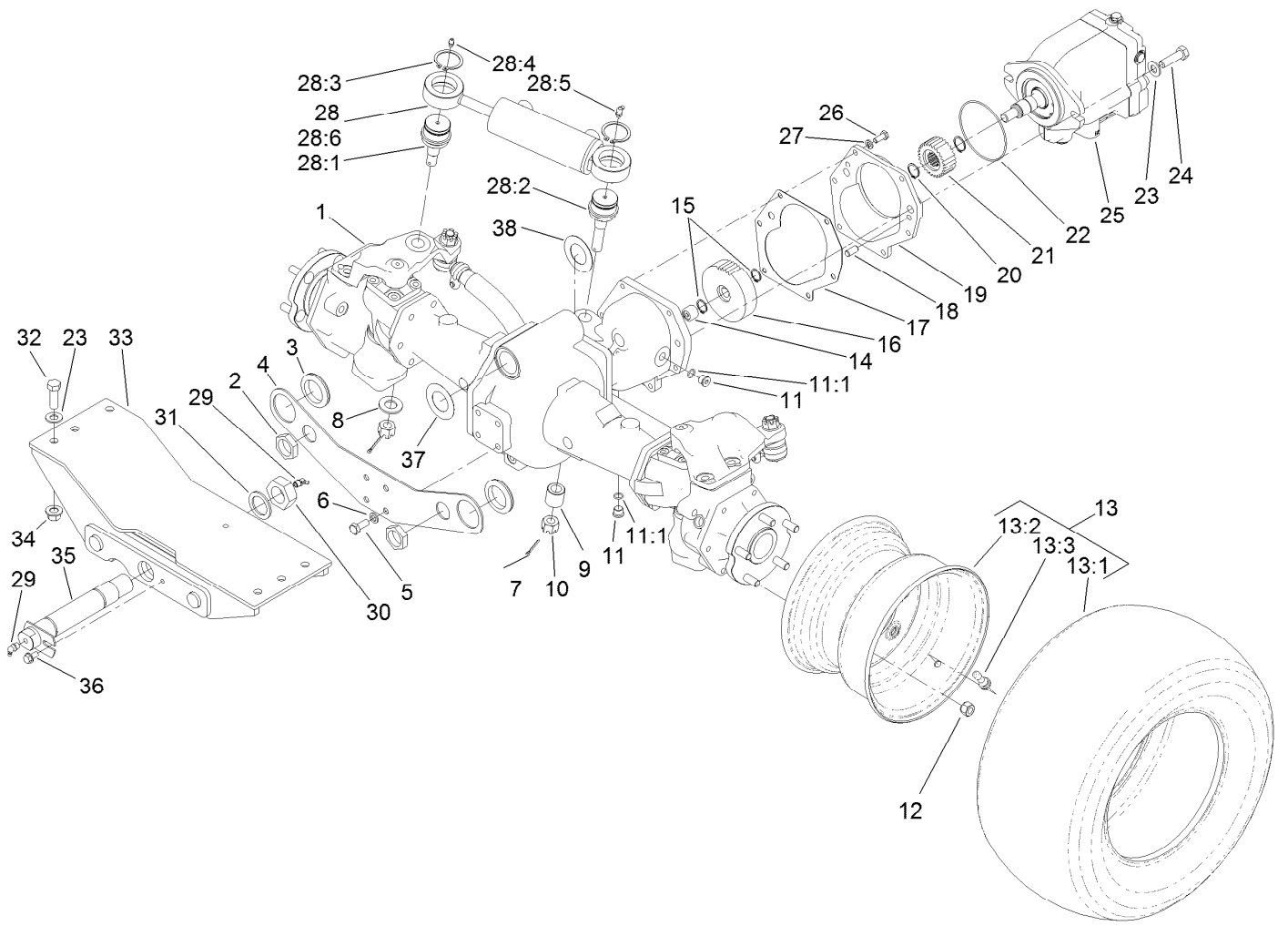
<i>Ref.</i>	<i>Part Number</i>	<i>Qty.</i>	<i>Description</i>	<i>Ref.</i>	<i>Part Number</i>	<i>Qty.</i>	<i>Description</i>
1	120-4112	1	Engine-Yanmar, T4l	13	121-1589	1	Hose-Outlet, Air Cleaner
2	120-8916-03	1	Mount-Controller	14	2412-130	1	Clamp-Hose
3	99-7430	2	Relay-Mini	15	121-1590	1	Hose-Outlet, Air Cleaner
4	104-7201	1	Nut-HF	16	2412-110	1	Clamp-Band/Screw
5	321-3	1	Screw-HH	17	18-2130	1	Clamp
6	99-7435	2	Relay	18	121-1616	1	Pipe-Exhaust
7	3296-2	1	Nut-Lock, NI	19	2412-98	1	Clamp-Hose
8	104-8300	3	Nut-HF, NI	20	108-3284	1	Hose-Fuel
9	3256-3	3	Washer-Flat	21	92-2379	1	Clamp-Hose
10	3290-134	1	Screw	22	121-1591	1	Controller-Engine
11	110-5702	1	Hose-Fuel	23	2412-130	2	Clamp-Hose
12	322-16	3	Screw-HH				



Rear Axle and Steering Cylinder Assembly

Ref.	Part Number	Qty.	Description	Ref.	Part Number	Qty.	Description
1	110-4750	1	Drive Axle ASM	15	32120-15	2	Ring-Snap, EXT
2	340-126	2	Nut-Bulkhead	16	100-3053	1	Gear-45 Tooth
3	240-2	2	Grommet-Rubber	17	106-1140	1	Gasket
4	120-9069-03	1	Plate-Mount, Bulkhead	18	104-2353	2	Pin-Dowel
5	43-0090	4	Screw-HH	19	95-7541	1	Plate-Cover
6	48-9590	4	Washer-Lock	20	32120-76	2	Ring-Snap, EXT
7	3272-12	2	Pin-Cotter	21	104-0755	1	Pinion-27 Tooth
8	92-5836	1	Washer	22	237-166	1	O-Ring
9	100-3796	1	Spacer-Joint, Ball	23	3256-26	8	Washer-Flat
10	32136-14	2	Nut-Hst	24	325-7	2	Screw-HH
11	353-989	2	Plug-Hex, Hollow	25	120-8814	1	HYD Motor ASM
11:1	237-42	1	O-Ring	26	33114-020	6	Screw-HH
12	93-5268	10	Nut-Lug	27	3253-4	6	Washer-Lock
13		2	Tire And Wheel ASM ●	28	121-1535	1	Steering Cylinder ASM
13:1	120-8910	1	Tire-Off Road	28:1	106-6774	1	Joint-Ball
13:2	120-8909	1	Rim	28:2	100-3795	1	Joint-Ball
13:3	232-27	1	Stem-Valve	28:3	32151-104	2	Ring-Retaining, External
14	74-5700	1	Bearing-Needle, Roller	28:4	302-5	1	Fitting-Grease

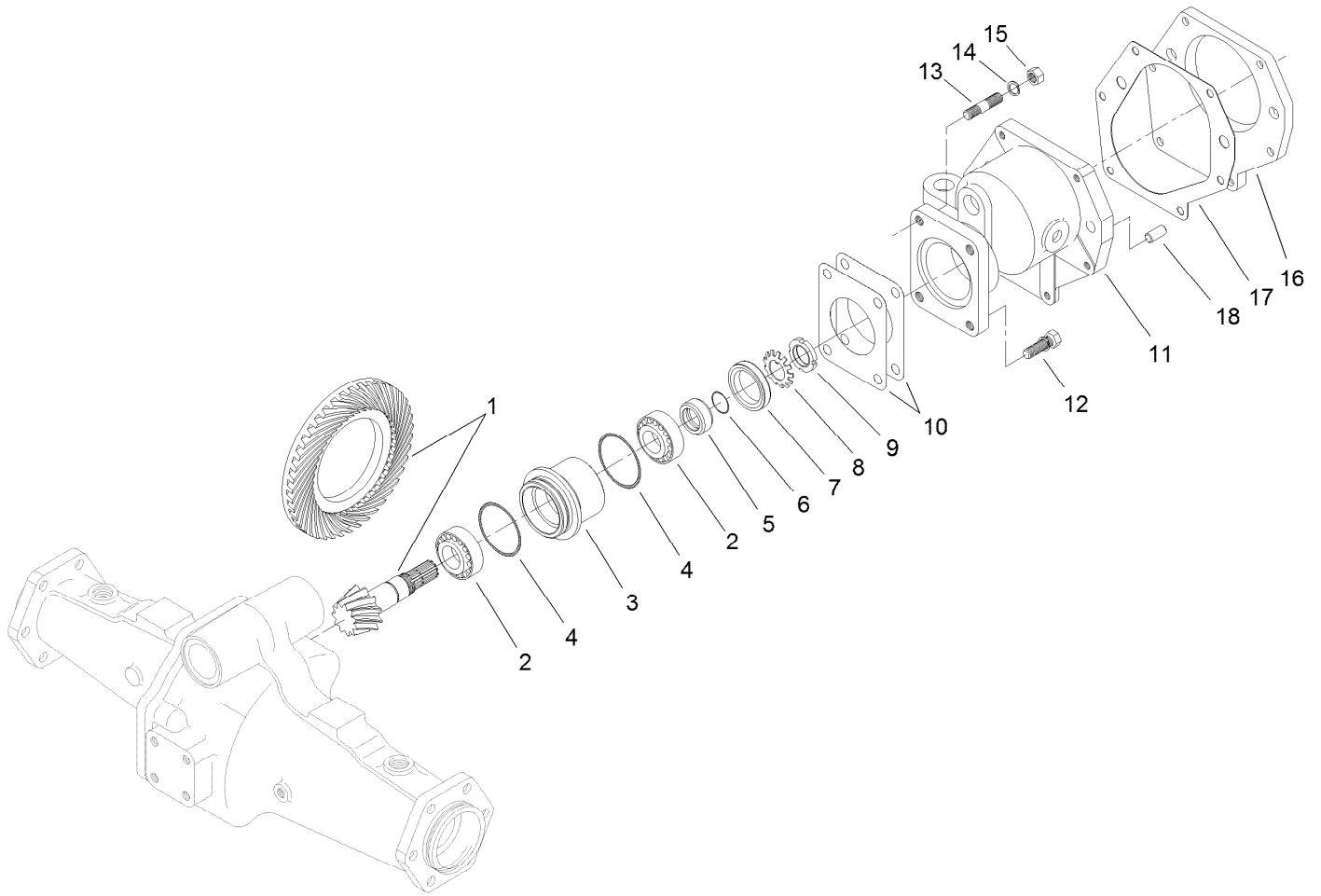
● Not serviced separately



Rear Axle and Steering Cylinder Assembly (continued)

<i>Ref.</i>	<i>Part Number</i>	<i>Qty.</i>	<i>Description</i>	<i>Ref.</i>	<i>Part Number</i>	<i>Qty.</i>	<i>Description</i>
28:5	302-60	1	Fitting-Grease	33	120-8895-03	1	Mount-Rear
28:6	121-1534	1	HYD Steering Cylinder ASM	34	99-5107	6	Nut-Lock
29	302-33	2	Fitting-Grease	35	98-7077	1	Pin-Axle, Rear
30	3296-68	1	Nut-Lock, NI	36	32144-14	1	Screw-HWHTF
31	92-1765	1	Washer-Thrust	37	99-8431	2	Washer-Thrust
32	325-6	6	Screw-HH	38	99-8432	2	Washer-Thrust

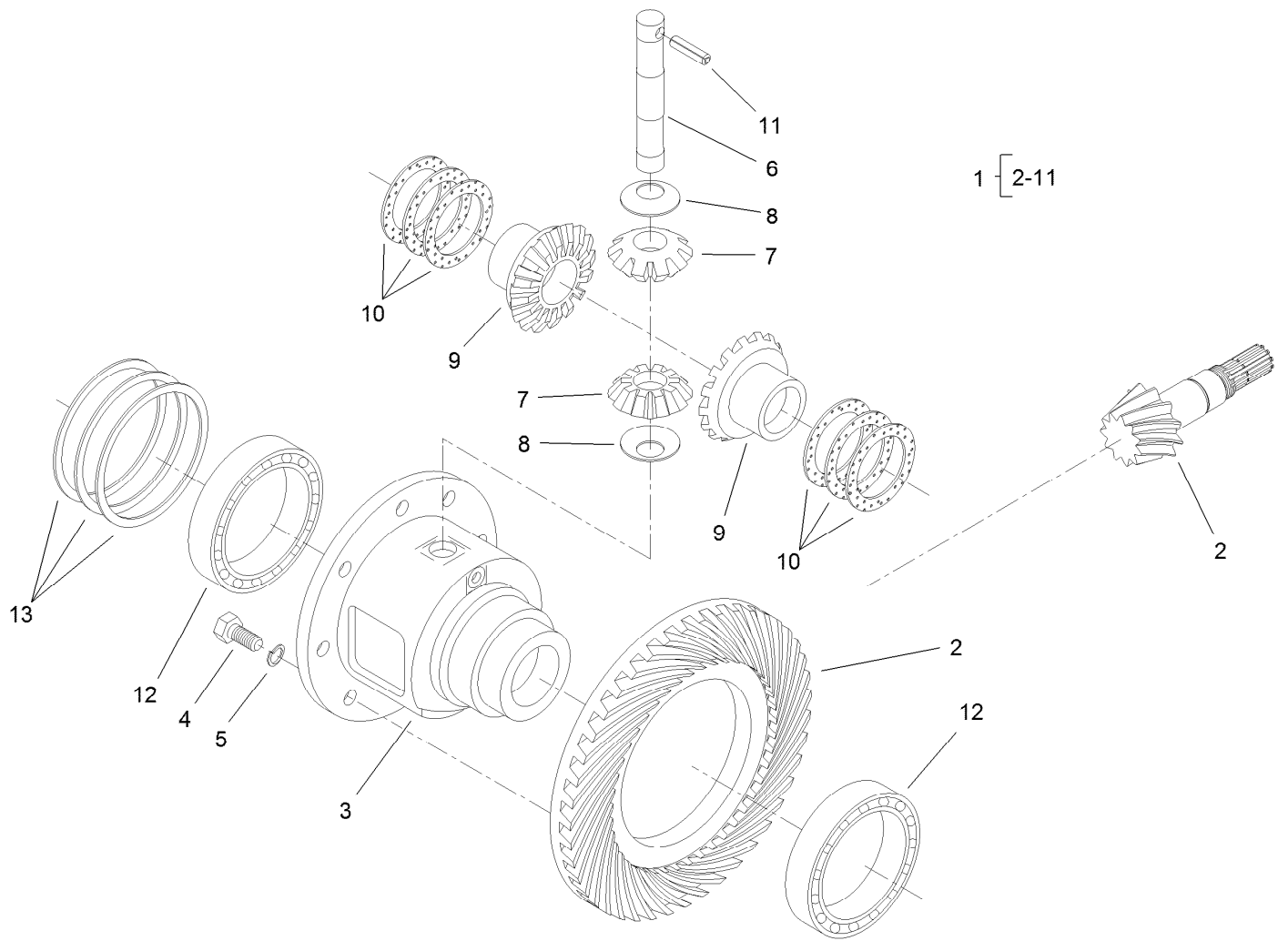
● Not serviced separately



Bevel Pinion Shaft Assembly Rear Axle Assembly No. 110-4750

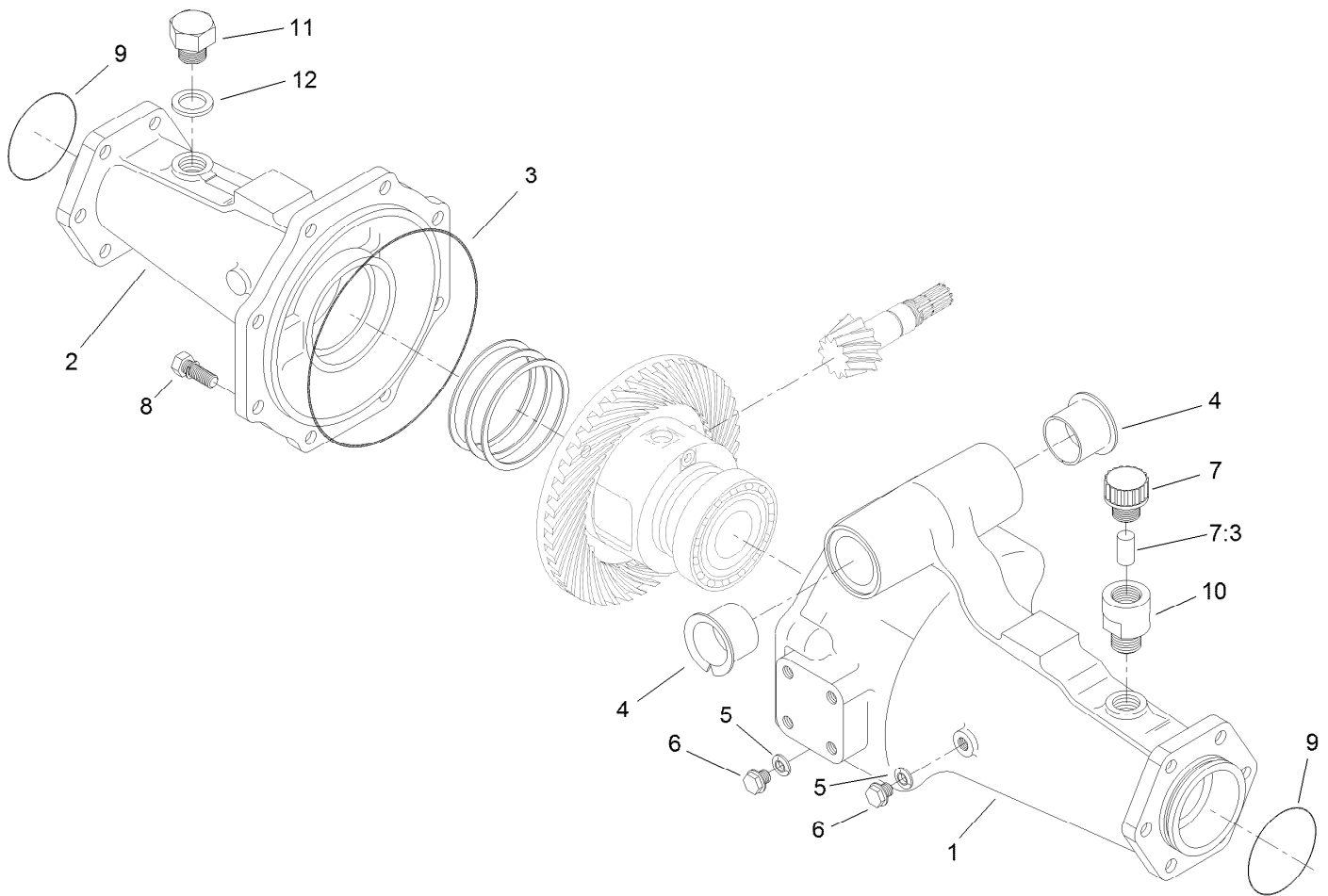
<i>Ref.</i>	<i>Part Number</i>	<i>Qty.</i>	<i>Description</i>
1	106-1093	1	Ring And Pinion Set
2	99-7570	2	Bearing-Roller, Taper
3	95-7534	1	Case-Bearing
4	106-1065	2	O-Ring
5	99-7572	1	Collar-Seal, Oil
6	106-1066	1	O-Ring
7	99-7574	1	Seal-Oil
8	99-7559	1	Washer-Lock
9	99-7560	1	Nut-Lock
10	99-7550	2	Shim 0.1

<i>Ref.</i>	<i>Part Number</i>	<i>Qty.</i>	<i>Description</i>
10	99-7551	2	Shim 0.2
11	95-7533	1	Case-Gear
12	99-7575	2	Bolt
13	98-7735	2	Stud
14	99-7527	2	Washer-Spring
15	99-7526	2	Nut
16	95-7541	1	Plate-Cover
17	106-1140	1	Gasket
18	104-2353	2	Pin-Dowel



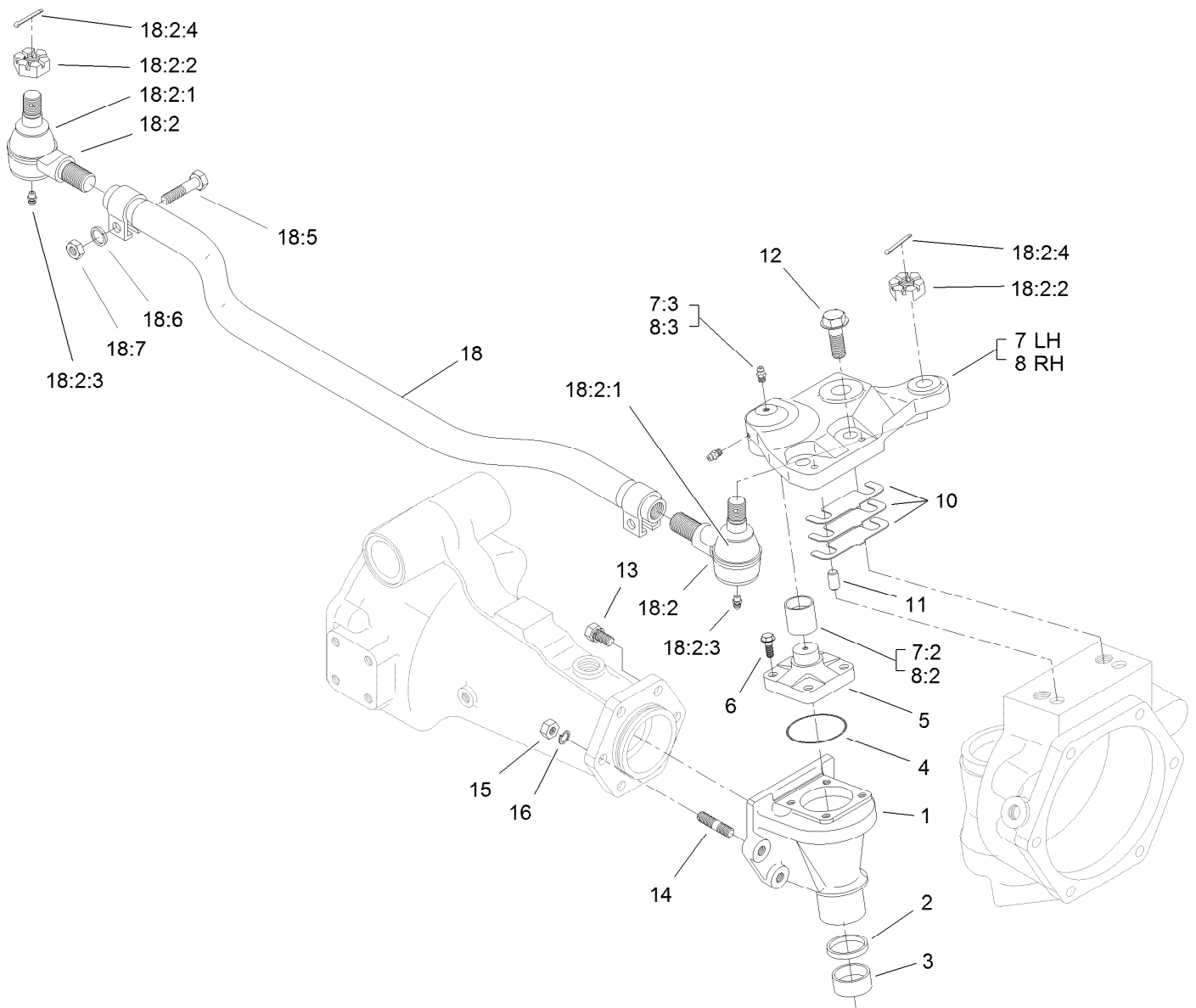
Differential Assembly Rear Axle Assembly No. 110-4750

<i>Ref.</i>	<i>Part Number</i>	<i>Qty.</i>	<i>Description</i>	<i>Ref.</i>	<i>Part Number</i>	<i>Qty.</i>	<i>Description</i>
1	95-7503	1	Differential ASM	10	99-7582	2	Washer-Differential
2	106-1093	1	Ring And Pinion Set	10	99-7583	2	Washer-Differential
3	95-7502	1	Case-Differential	10	99-7584	2	Washer-Differential
4	99-7576	8	Bolt	11	99-7588	1	Pin-Spring
5	3253-4	8	Washer-Lock	12	99-7562	2	Bearing-Ball
6	99-7578	1	Shaft-Differential	13	99-7585	2	Shim 0.1
7	99-7579	2	Pinion-Differential	13	99-7586	2	Shim 0.2
8	99-7580	2	Washer-Differential	13	99-7587	2	Shim 0.4
9	99-7581	2	Gear-Differential				



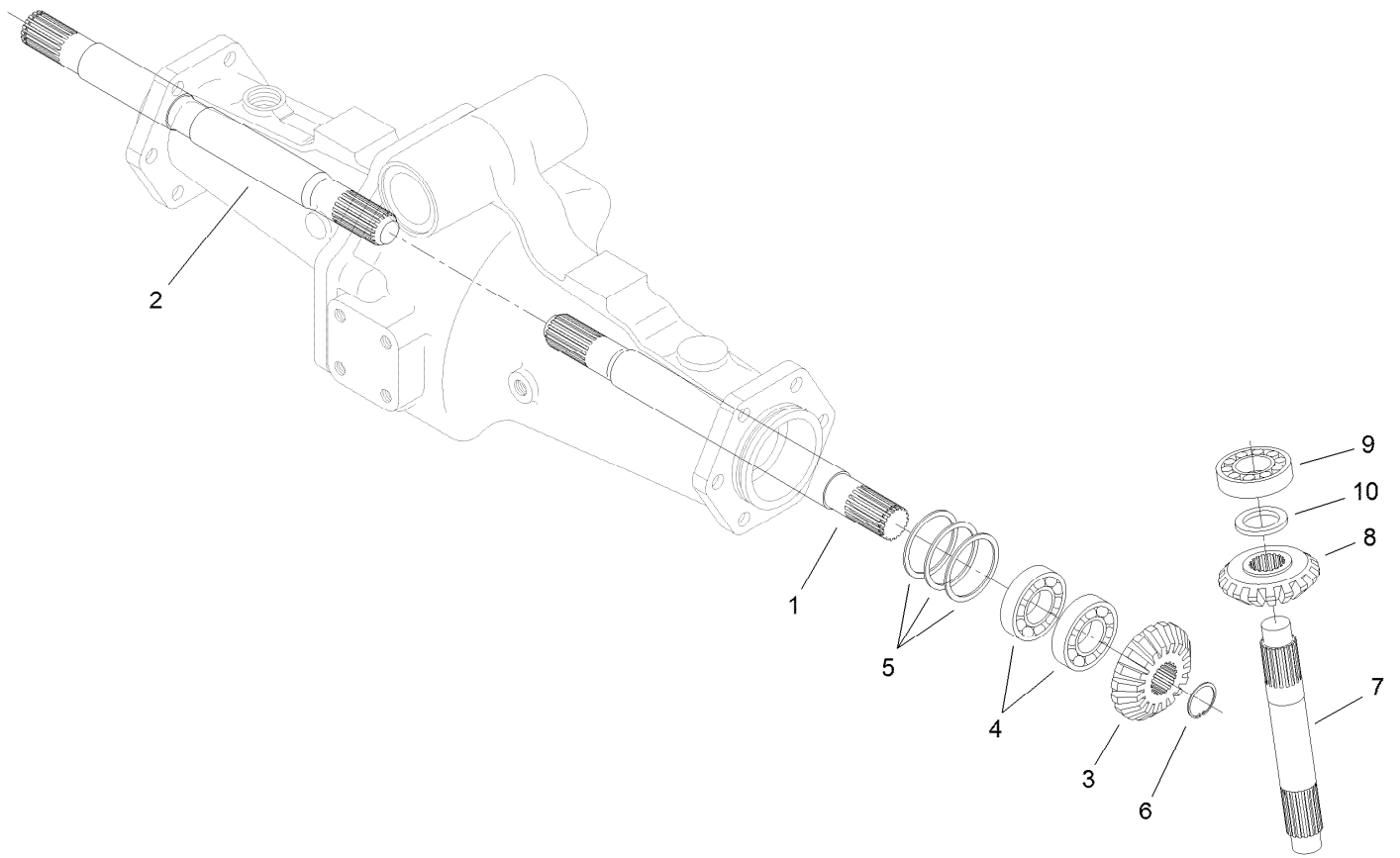
Axle Support Assembly Rear Axle Assembly No. 110-4750

<i>Ref.</i>	<i>Part Number</i>	<i>Qty.</i>	<i>Description</i>
1	95-7508	1	Support-Axle
2	95-7506	1	Support-Axle
3	106-1067	1	O-Ring
4	95-7537	2	Bushing-Flanged
5	99-7590	2	Washer-Seal
6	99-7589	2	Plug
7	110-4812	1	Axle Vent ASM
7:3	110-4815	1	Insert-Filter, Foam
8	99-7592	8	Bolt
9	106-1068	2	O-Ring
10	104-2377	1	Extension-Vent
11	104-8643	1	Plug
12	104-8644	1	O-Ring



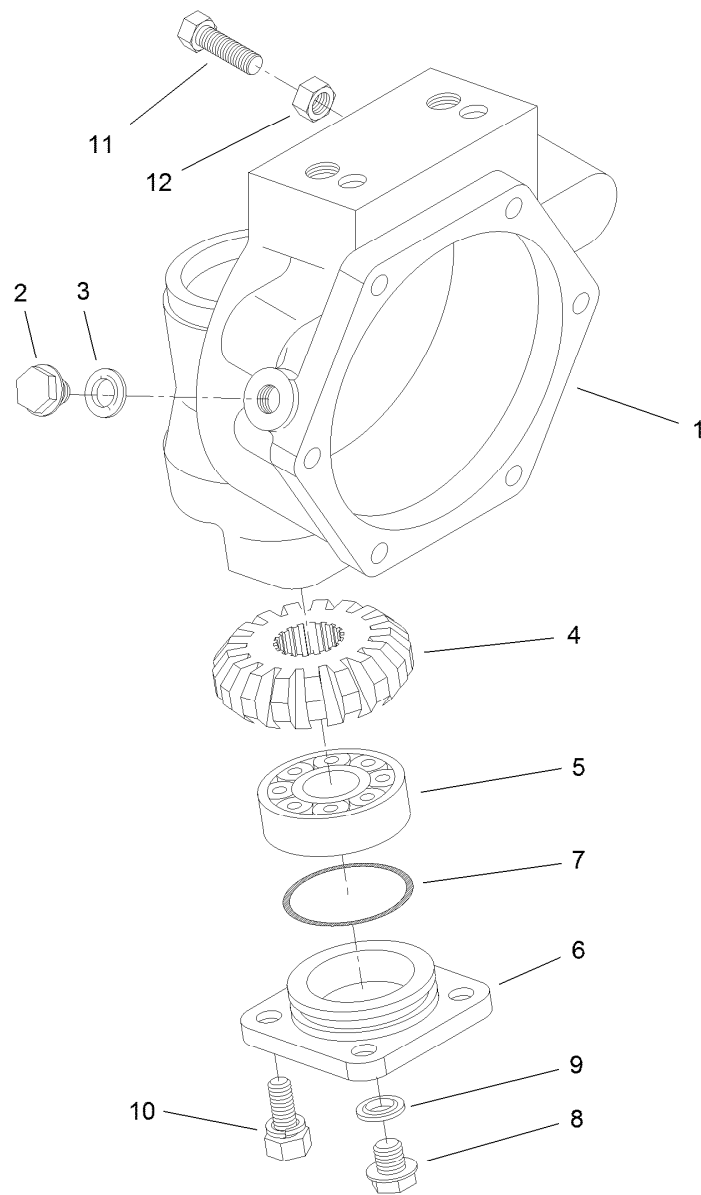
Bevel Gear Case Assembly Rear Axle Assembly No. 110-4750

Ref.	Part Number	Qty.	Description	Ref.	Part Number	Qty.	Description
1	110-4752	2	Case-Gear, Bevel	12	104-2375	4	Bolt
2	110-4754	2	Seal-Oil	13	99-7599	8	Bolt
3	104-2378	2	Bushing	14	99-7525	4	Stud
4	106-1069	2	O-Ring	15	99-7526	4	Nut
5	104-2373	2	Knuckle	16	99-7527	4	Washer-Spring
6	104-2374	8	Bolt	18	106-1141	1	Steering Tie Rod ASM
7	100-3768	1	LH Steering Arm ASM	18:2	106-1113	2	Tie Rod End ASM - RH Thread
7:2	104-8634	1	Bushing	18:2:1	100-3853	1	Cover-Dust
7:3	106-1104	2	Fitting-Grease	18:2:2	100-3854	1	Nut-Castle
8	100-3766	1	RH Steering Arm ASM	18:2:3	110-4755	1	Fitting-Grease
8:2	104-8634	1	Bushing	18:2:4	3272-11	1	Pin-Cotter
8:3	106-1104	2	Fitting-Grease	18:5	100-3855	2	Bolt
10	95-7547	2	Shim 0.1	18:6	99-7527	2	Washer-Spring
10	95-7548	2	Shim 0.2	18:7	99-7526	2	Nut
10	95-7549	2	Shim 0.3				
11	99-7597	4	Pin-Dowel				



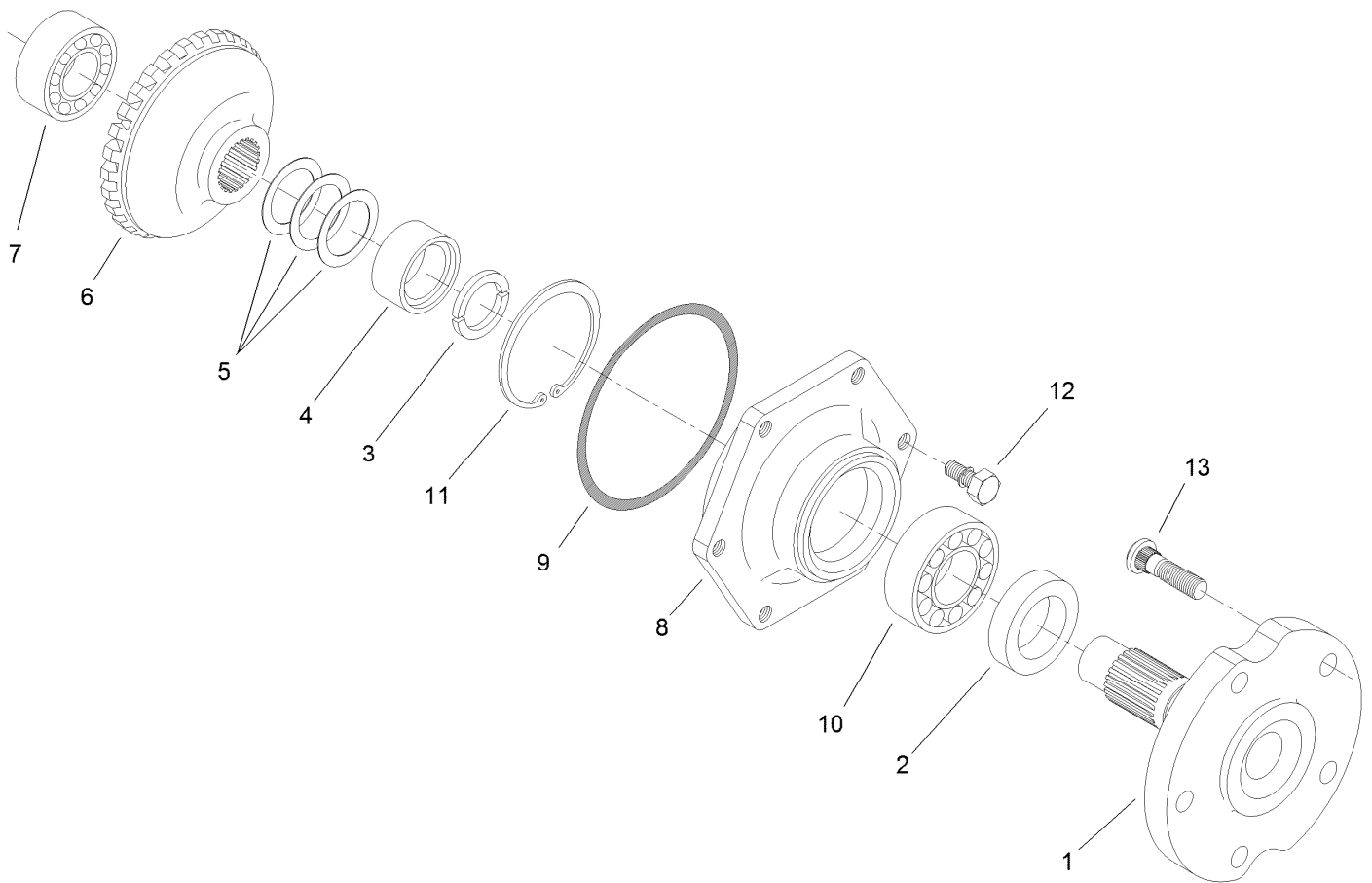
Bevel Gear Shaft Assembly Rear Axle Assembly No. 110-4750

<i>Ref.</i>	<i>Part Number</i>	<i>Qty.</i>	<i>Description</i>
1	95-7509	1	Shaft-Gear, Differential
2	95-7512	1	Shaft-Gear, Differential
3	95-7517	2	Gear-Bevel, 15 Tooth
4	99-7530	4	Bearing-Ball
5	99-7552	2	Shim 0.1
5	99-7553	2	Shim 0.2
5	99-7554	2	Shim 0.5
6	99-7531	2	Clip
7	110-4753	2	Shaft-Gear, Bevel
8	95-7519	2	Gear-Bevel, 17 Tooth
9	99-7532	2	Bearing-Roller, Taper
10	99-7558	2	Collar



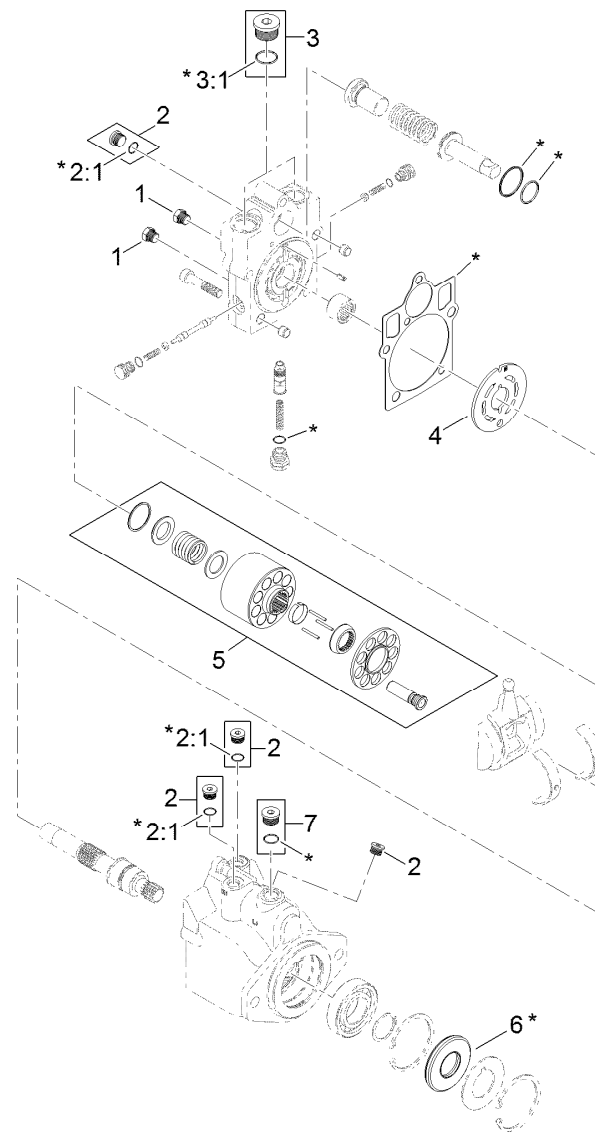
Axle Case Assembly Rear Axle Assembly No. 110-4750

<i>Ref.</i>	<i>Part Number</i>	<i>Qty.</i>	<i>Description</i>
1	110-4751	2	Case-Axle
2	99-7535	2	Plug
3	99-7536	2	Washer-Seal
4	95-7527	2	Gear-Bevel, 17 Tooth
5	99-7532	2	Bearing-Roller, Taper
6	100-2560	2	Cover
7	106-1070	2	O-Ring
8	99-7589	2	Plug
9	99-7590	2	Washer-Seal
10	100-2562	8	Bolt
11	106-1102	2	Bolt-Stop
12	106-1103	2	Nut



Axle Assembly Rear Axle Assembly No. 110-4750

<i>Ref.</i>	<i>Part Number</i>	<i>Qty.</i>	<i>Description</i>
1	95-7522	2	Axle
2	99-7564	2	Seal-Oil
3	95-7544	4	Clip
4	95-7523	2	Spacer
5	99-7555	2	Shim 0.3
5	99-7556	2	Shim 0.2
5	99-7557	2	Shim 0.5
6	95-7524	2	Gear-Bevel, 29 Tooth
7	99-7534	2	Bearing-Ball
8	95-7521	2	Cover-Axle
9	106-1071	2	O-Ring
10	99-7561	2	Bearing-Ball
11	99-7539	2	Clip
12	99-7596	12	Bolt
13	99-7563	10	Stud

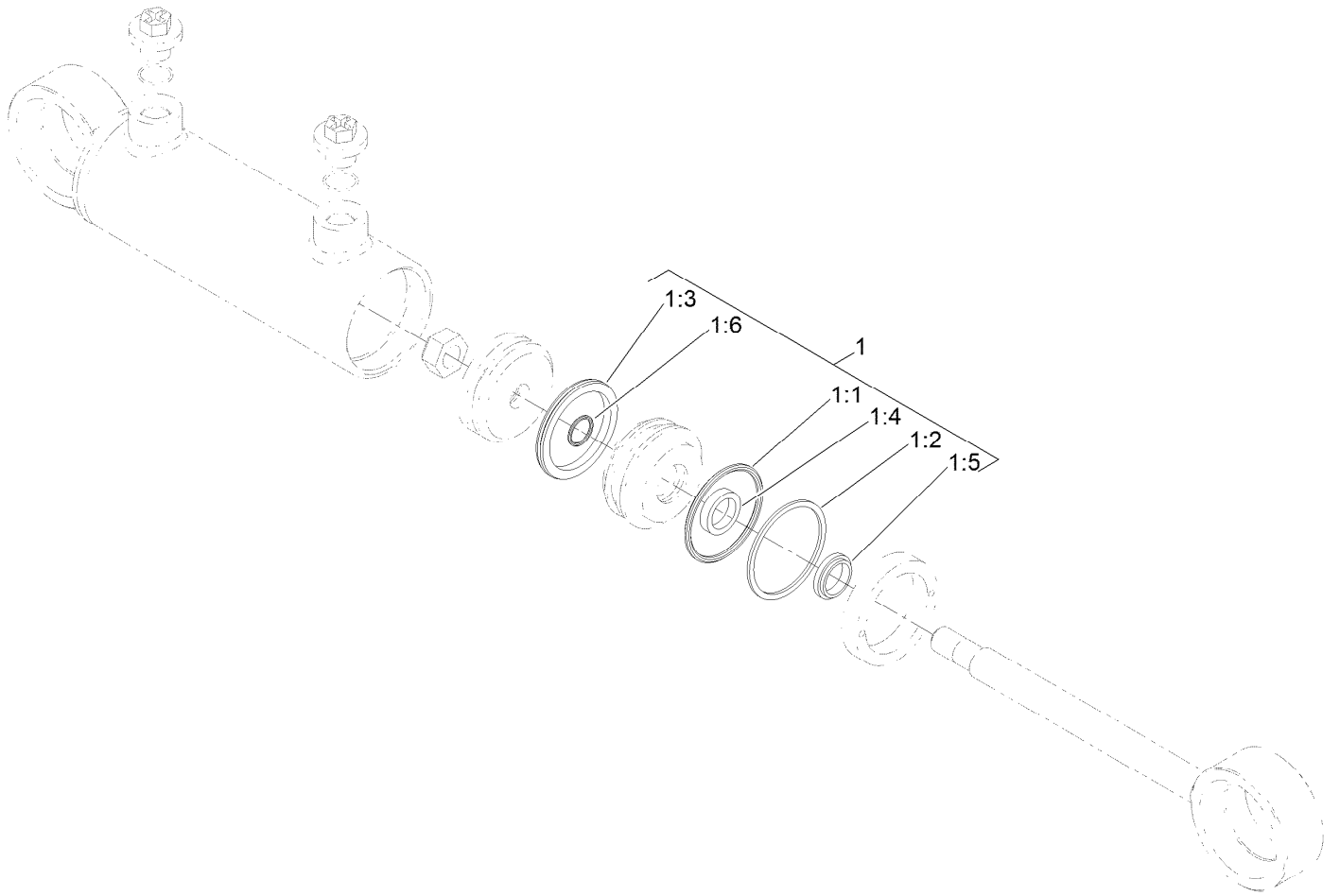


8 = all items with * are included in overhaul seal kit

Hydraulic Motor Assembly No. 120-8814

Ref.	Part Number	Qty.	Description
1	92-1352	2	Plug
2	69-3080	5	Plug
2:1		1	O-Ring ●
3	69-3130	2	Plug
3:1		1	O-Ring ●
4	121-1734	1	Plate-Valve
5	110-6472	1	Cylinder Block Kit ASM
6	69-3190	1	Seal-Lip
7	67-9090	1	Plug
8	121-1736	1	Overhaul Seal Kit

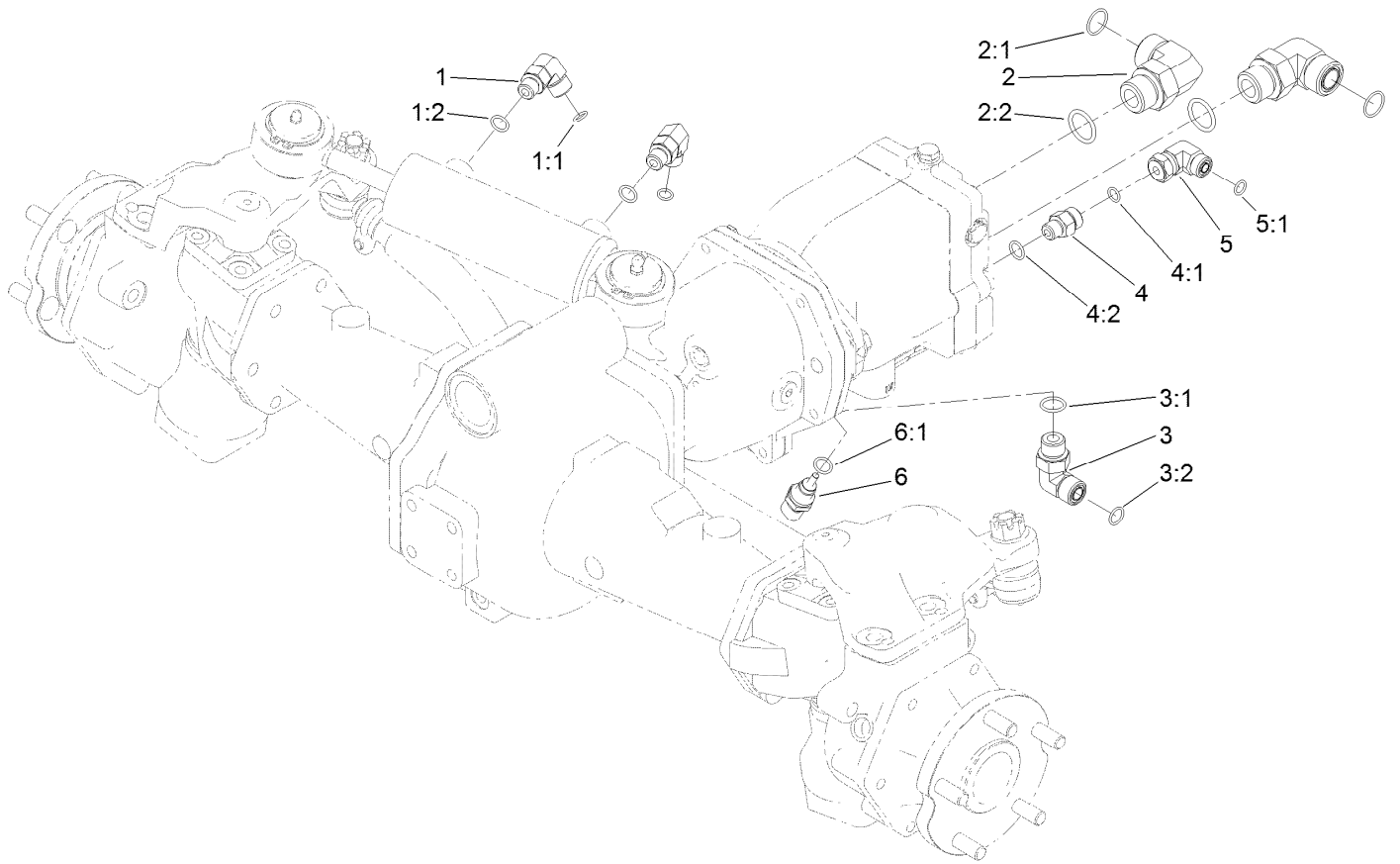
● Not serviced separately



Steering Cylinder Assembly No. 121-1534

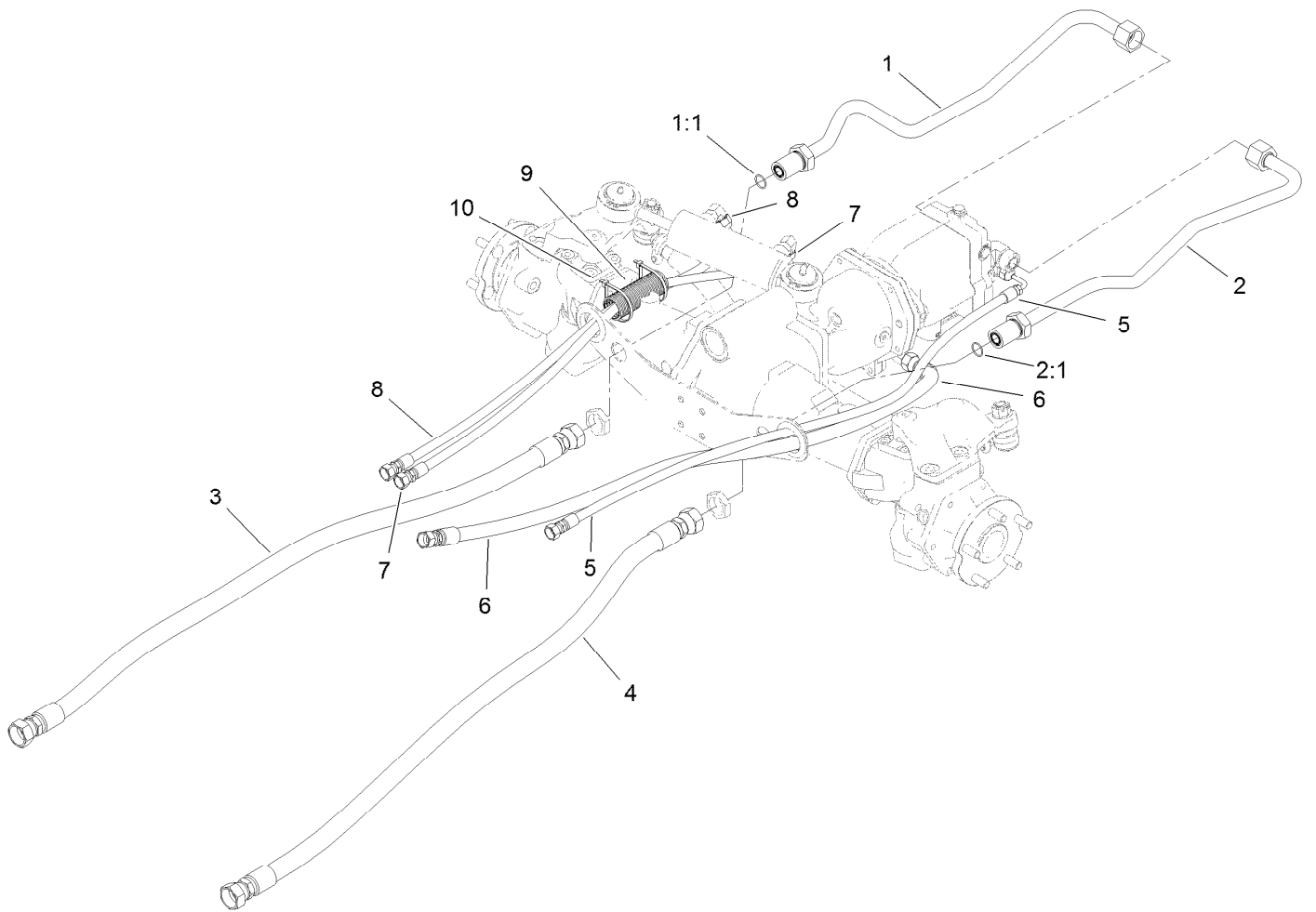
<i>Ref.</i>	<i>Part Number</i>	<i>Qty.</i>	<i>Description</i>
1	125-4302	1	Seal Kit
1:1		1	O-Ring ●
1:2		1	Backup ●
1:3		1	Bp Seal ●
1:4		1	Bt Seal ●
1:5		1	Dust Seal ●
1:6		1	O-Ring ●

● Not serviced separately



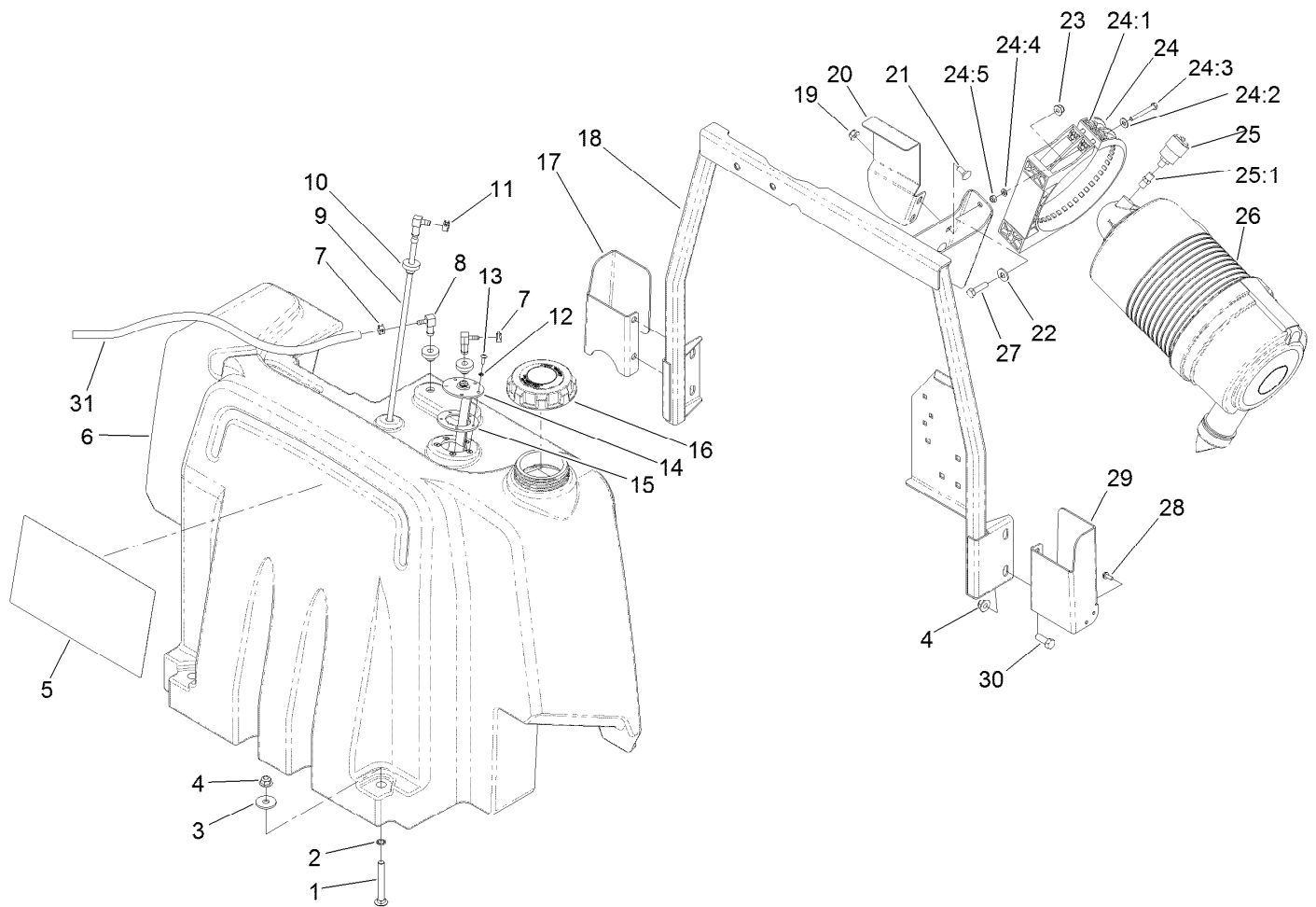
Hydraulic Fitting Assembly

<i>Ref.</i>	<i>Part Number</i>	<i>Qty.</i>	<i>Description</i>	<i>Ref.</i>	<i>Part Number</i>	<i>Qty.</i>	<i>Description</i>
1	340-77	2	Fitting-Elbow, 90 DEG	3:2	237-30	1	O-Ring
1:1	237-22	1	O-Ring	4	340-2	1	Fitting-Straight
1:2	237-42	1	O-Ring	4:1	237-22	1	O-Ring
2	340-142	2	Fitting-Elbow, 90 DEG	4:2	237-42	1	O-Ring
2:1	237-58	1	O-Ring	5	340-159	1	Elbow-90
2:2	237-81	1	O-Ring	5:1	237-22	2	O-Ring
3	340-98	1	Fitting-Elbow, 90 DEG	6	110-8829	1	Sender-Temperature
3:1	237-79	1	O-Ring	6:1	237-42	1	O-Ring



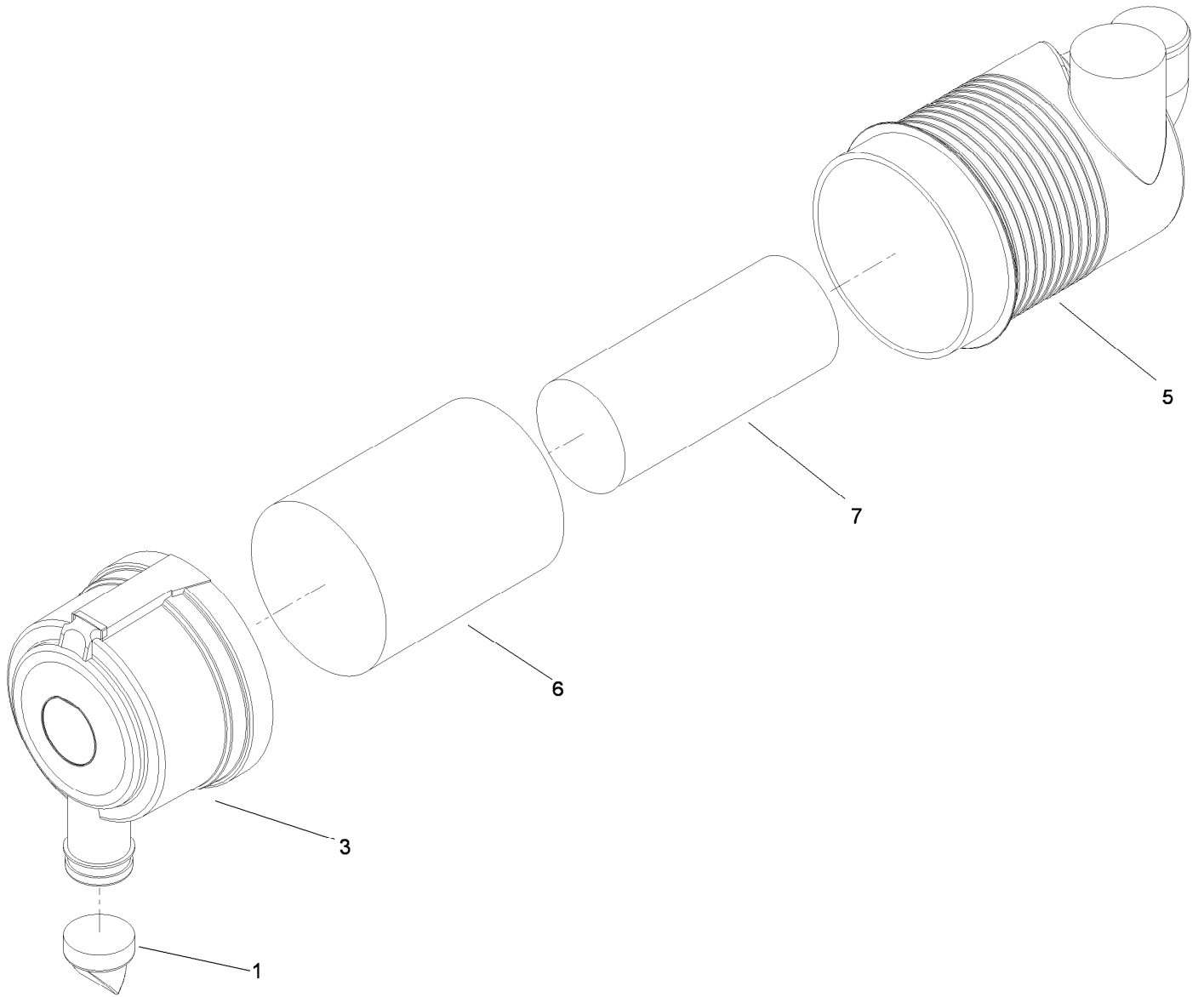
Hose and Tube Routing Assembly

<i>Ref.</i>	<i>Part Number</i>	<i>Qty.</i>	<i>Description</i>
1	120-9067	1	HYD Tube ASM
1:1	237-58	1	O-Ring
2	120-9068	1	Tube ASM
2:1	237-58	1	O-Ring
3	121-1502	1	Hose-HYD
4	121-1520	1	Hose-HYD
5	121-1459	1	Hose-HYD
6	121-1458	1	Hose-HYD
7	121-1500	1	Hose-HYD
8	121-1501	1	Hose-HYD
9	121-1544	3	Cover-Hose
10	3290-379	6	Tie-Cable



Fuel Tank and Air Cleaner Assembly

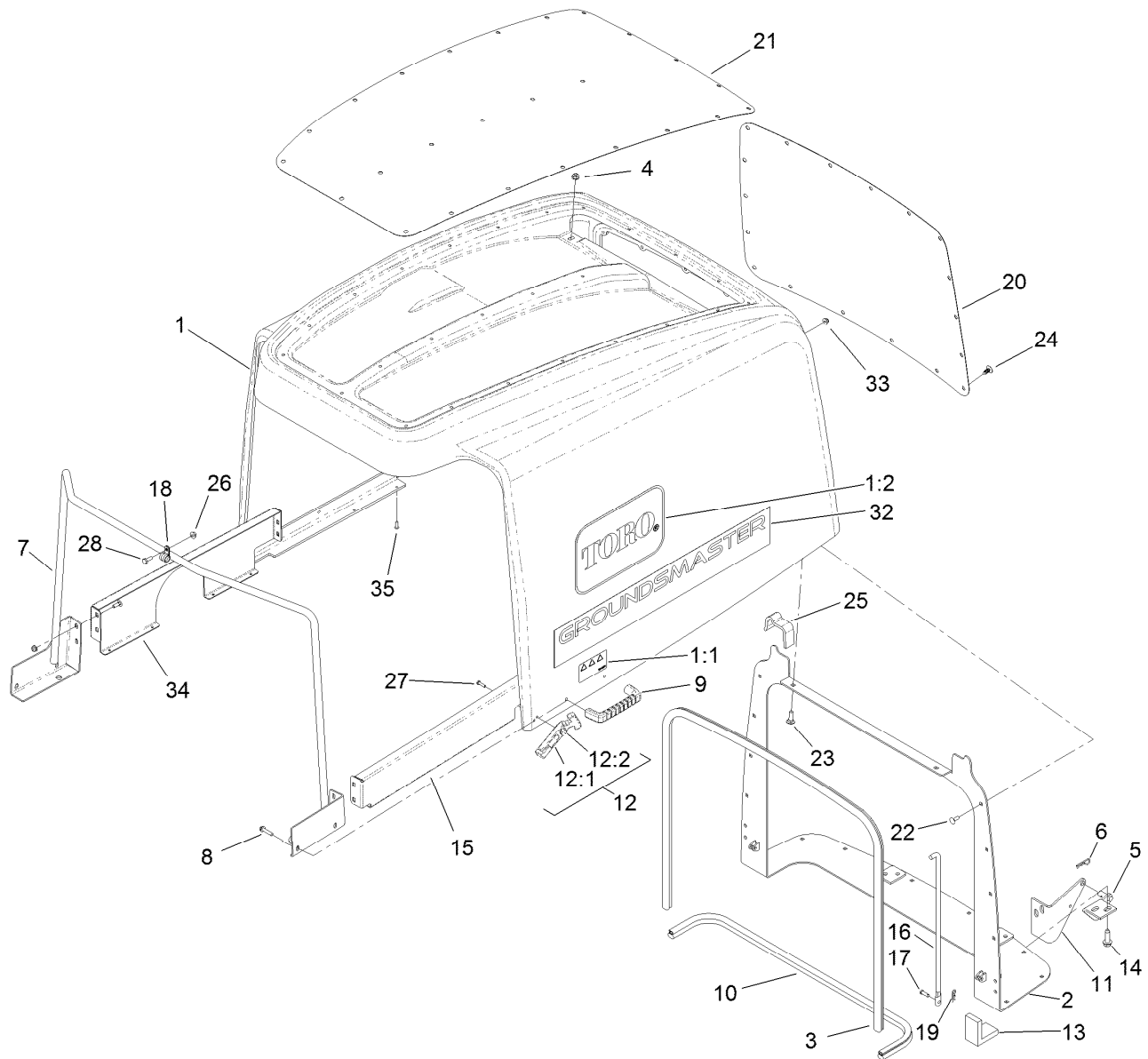
Ref.	Part Number	Qty.	Description	Ref.	Part Number	Qty.	Description
1	3231-10	2	Screw-CARR	20	120-4193-03	1	Bracket-Fuel Tank
2	32151-72	2	Ring-Retaining	21	3230-1	2	Bolt-CARR
3	63-8410	2	Washer	22	3256-3	2	Washer-Flat
4	104-8301	6	Nut-HF, NI	23	104-8300	2	Nut-HF, NI
5	121-1676	1	Decal-Service	24	99-5414	1	Strap-Cleaner, Air
6	120-4195	1	Tank-Fuel	24:1	108-1512	2	Spring
7	2412-98	2	Clamp-Hose	24:2	3256-22	2	Washer-Flat
8	104-5228	2	Fitting-Elbow, 90 DEG	24:3	33113-050	2	Screw-HH
9	120-8908	1	Pipe-Stand	24:4	33093-00	2	Washer-Flat
10	46-6560	3	Bushing	24:5	33023-00	2	Nut-Lock
11	92-2379	1	Clamp-Hose	25	104-3563	1	Indicator
12	3253-15	5	Washer-Lock	25:1	94-1416	1	Adapter-Indicator
13	32122-24	5	Screw-PTH	26	99-5410	1	Air Cleaner ASM
14	120-8912	1	Sender-Fuel	27	322-6	2	Screw-HH
15	62-7650	1	Gasket	28	32144-1	4	Screw-Taptite
16	119-8266	1	Cap-Fuel (Biodiesel)	29	121-1513-03	1	Bracket-Latch, LH
17	121-1514-03	1	Bracket-Latch, RH	30	323-6	4	Screw-HH
18	120-4190-03	1	Support-Tank	31	110-5701	1	Hose-Fuel
19	104-8300	2	Nut-HF, NI				



Air Cleaner Assembly No. 99-5410

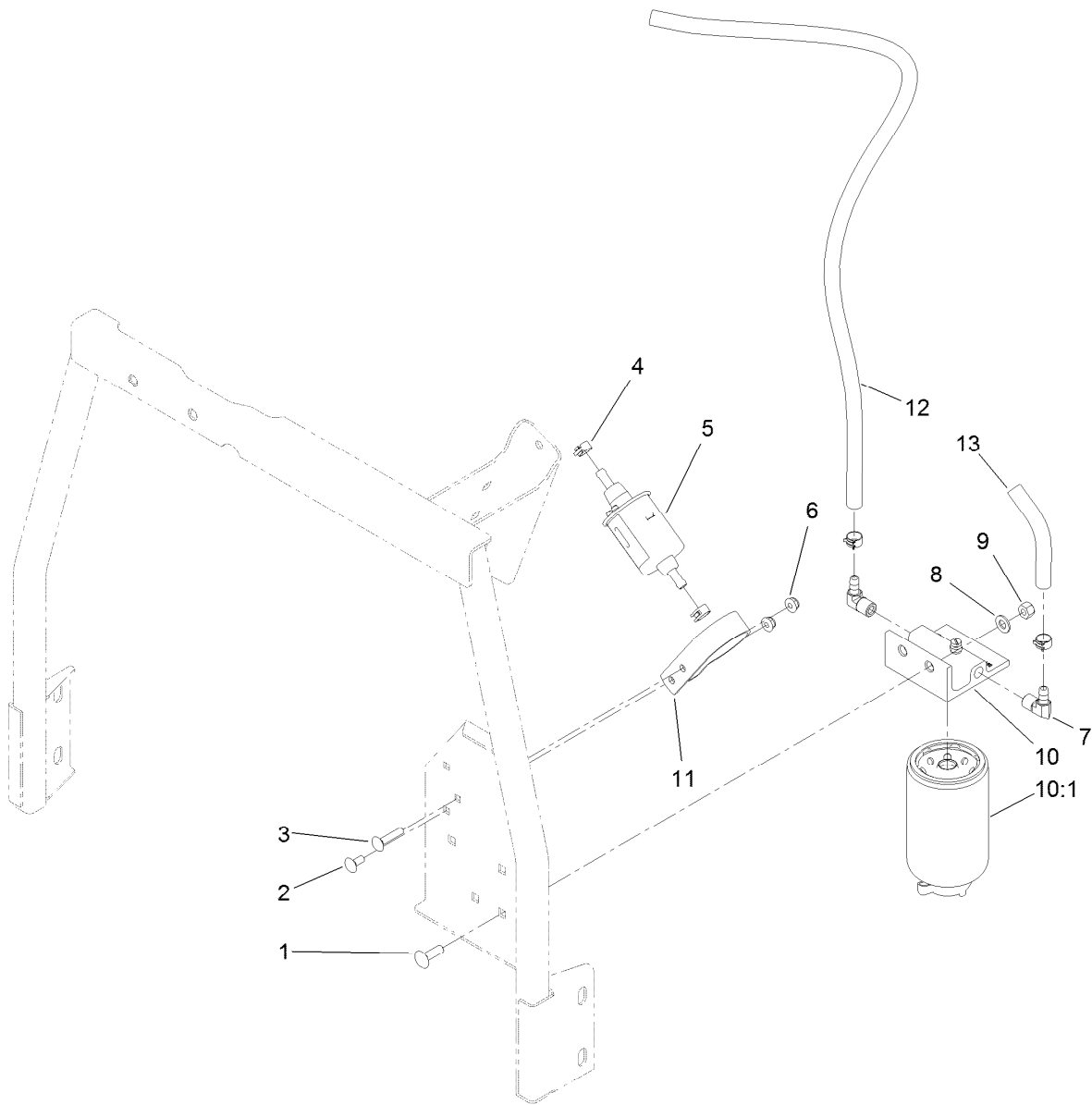
<i>Ref.</i>	<i>Part Number</i>	<i>Qty.</i>	<i>Description</i>
1	104-4258	1	Valve-Vacuator
3	104-4259	1	Cover
5		1	Body ASM ●
6	108-3814	1	Filter-Air
7	108-3816	1	Filter-Air

● Not serviced separately



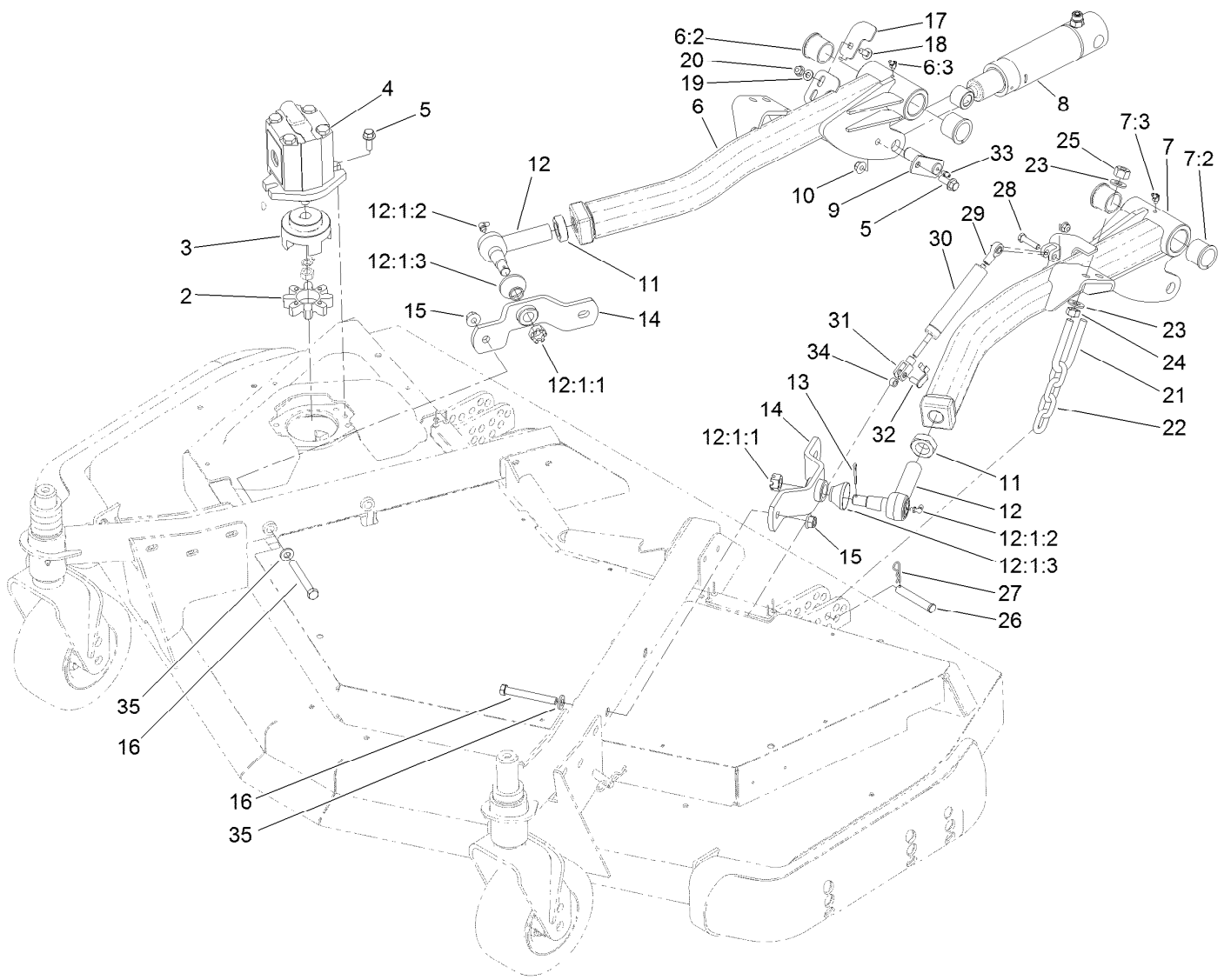
Hood and Screen Assembly

Ref.	Part Number	Qty.	Description	Ref.	Part Number	Qty.	Description
1	120-9090	1	Hood ASM	15	120-8949-03	1	Support-Hood, LH
1:1	106-6754	1	Decal-Danger	16	104-8313	2	Rod-Hood
1:2	66-1210	2	Decal	17	283-67	2	Pin-Clevis
2	120-9099-03	1	Pivot-Hood	18	2412-134	2	Clamp-R
3	114-3823	1	Seal-Bulb	19	3290-307	2	Pin-Cotter
4	104-8300	2	Nut-HF, NI	20	120-9096-03	1	Screen-Hood, Rear
5	121-1470	2	Pivot-Screen	21	120-9097-03	1	Screen-Hood, Top
6	3290-467	2	Pin-Hair	22	3229-1	24	Bolt-CARR
7	120-4196-03	1	Support-Hood	23	3230-2	2	Bolt-CARR
8	46-8092	4	Screw-Plastite	24	117-2382	43	Plug-Plastic
9	65-5100	2	Handle-Door	25	120-9087	2	Seal-Foam
10	104-3590	1	Seal-Bulb	26	32128-33	2	Nut-HF
11	104-3588-03	2	Pivot-Screen	27	32104-4	2	Screw
12	94-5626	2	Flexible Draw Latch ASM	28	321-4	2	Screw-HH
12:1	103-4080	1	Latch-Rubber	32	106-2045	2	Decal-Hood
12:2	103-4081	1	Latch-Keeper	33	104-7201	24	Nut-HF
13	104-3580	2	Seal-Corner, Screen	34	120-8948-03	1	Support-Hood, RH
14	32144-109	8	Screw-Thd	35	3269-4	8	Rivet-Pop



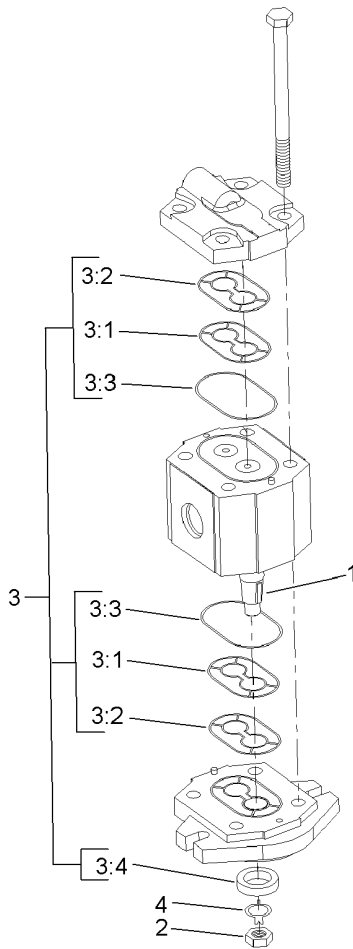
Fuel/Water Separator Assembly

Ref.	Part Number	Qty.	Description
1	3230-22	2	Screw-CARR
2	3229-11	1	Screw-CARR
3	3229-3	1	Screw-CARR
4	92-2379	4	Clamp-Hose
5	110-8806	1	Pump-Fuel
6	104-7201	2	Nut-HF
7	353-781	2	Fitting-HYD, 90
8	3256-23	2	Washer-Plain
9	3296-29	2	Nut-Lock, NI
10	110-9044	1	Separator-Filter
10:1	110-9049	1	Filter-Spin On
11	110-8817	1	Bracket-Pump, Fuel
12	110-6186	1	Hose-Fuel
13	109-0310	1	Hose-Fuel



Front Deck Installation Assembly

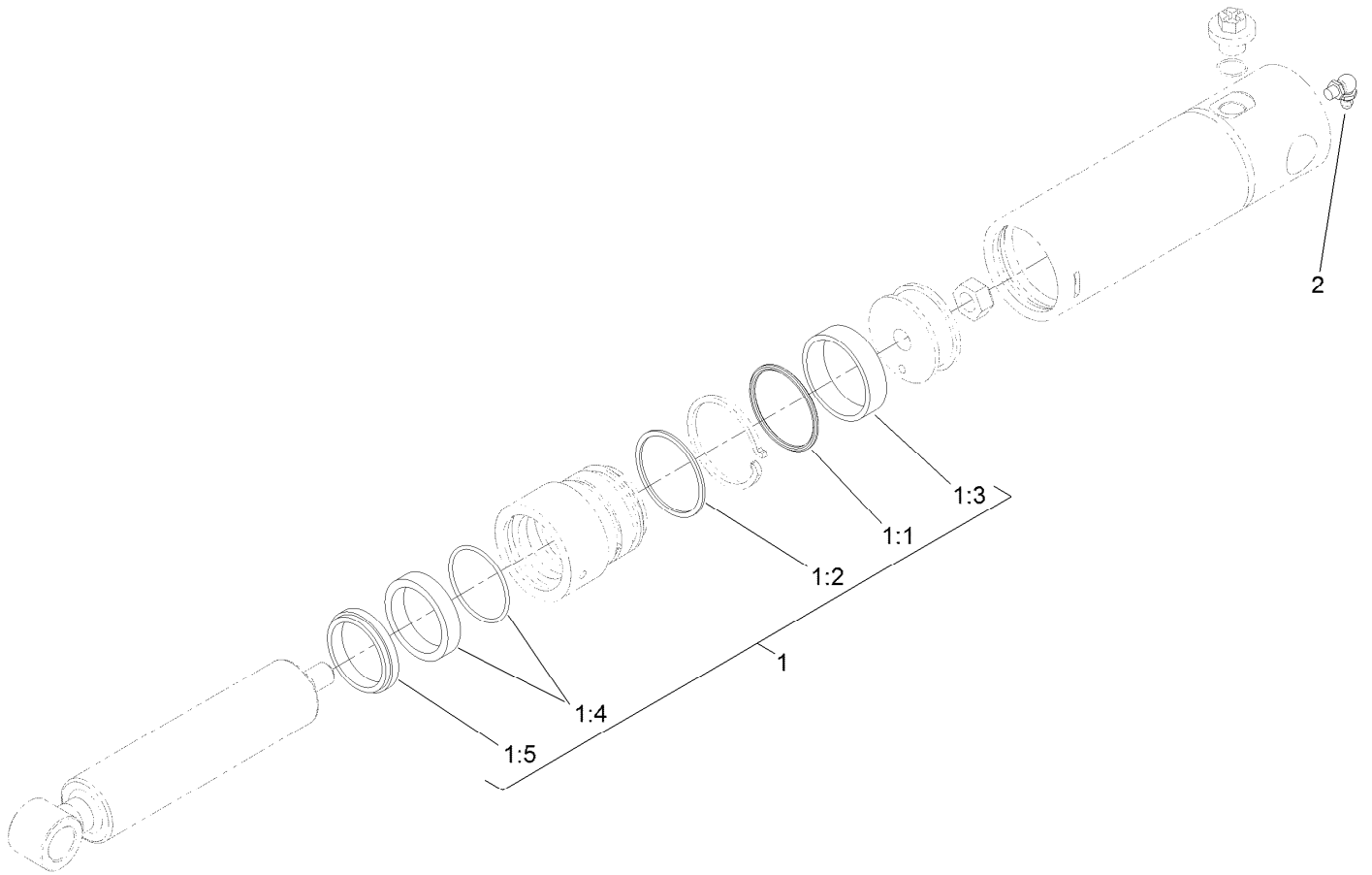
Ref.	Part Number	Qty.	Description	Ref.	Part Number	Qty.	Description
2	104-3542	1	Spider	16	324-19	4	Screw-HH
3	104-3541	1	Hub-Spider	17	120-8893	1	Plate-Sensor
4	99-5489	1	Gear Motor ASM	18	3230-23	1	Screw-CARR
5	3234-42	4	Screw-HHF	19	3256-23	1	Washer-Plain
6	120-8878	1	RH Lift Arm ASM	20	104-8300	2	Nut-HF, NI
6:2	104-0015	2	Bushing-Flange	21	104-0108	2	U-Bolt
6:3	302-11	1	Fitting-Lube, 45 DEG	22	95-6231	2	Chain-HOC
7	120-8879	1	LH Lift Arm ASM	23	3256-26	8	Washer-Flat
7:2	104-0015	2	Bushing-Flange	24	3217-9	4	Nut-HH
7:3	302-11	1	Fitting-Lube, 45 DEG	25	3296-25	4	Nut-Lock, NI
8	120-8802	2	HYD Cylinder ASM	26	283-55	2	Pin-Clevis
9	100-3020	2	Pin	27	3290-467	2	Pin-Hair
10	104-8301	2	Nut-HF, NI	28	322-17	1	Screw-HH
11	21-3001	2	Nut-Jam	29	104-8331	1	End-Rod, Spherical
12	86-8101-01	2	Joint-Ball, LH	30	105-3249	1	Damper
12:1:1	32136-2	1	Nut-SHH	31	115-5455	1	End-Rod, Clevis
12:1:2	302-40	1	Fitting-Grease, 90 DEG	32	115-5454	1	Pin-Spring
12:1:3	114-2874	1	Seal-Ball Joint	33	302-5	2	Fitting-Grease
13	3272-12	2	Pin-Cotter	34	115-2142	1	Spacer
14	93-4583-01	2	Mount-Joint, Ball	35	87-7480	4	Washer
15	114-8417	4	Nut-HF, NI				



Gear Motor Assembly No. 99-5489

<i>Ref.</i>	<i>Part Number</i>	<i>Qty.</i>	<i>Description</i>
1	3257-3	1	Key-Woodruff
2	110-8815	1	Nut-Hex
3	104-4284	1	Seal Kit
3:1		2	Anti-Ext Ring ●
3:2		2	Seal ●
3:3		2	O-Ring ●
3:4		1	Seal-Lip, Shaft ●
4	104-4283	1	Washer-Tab

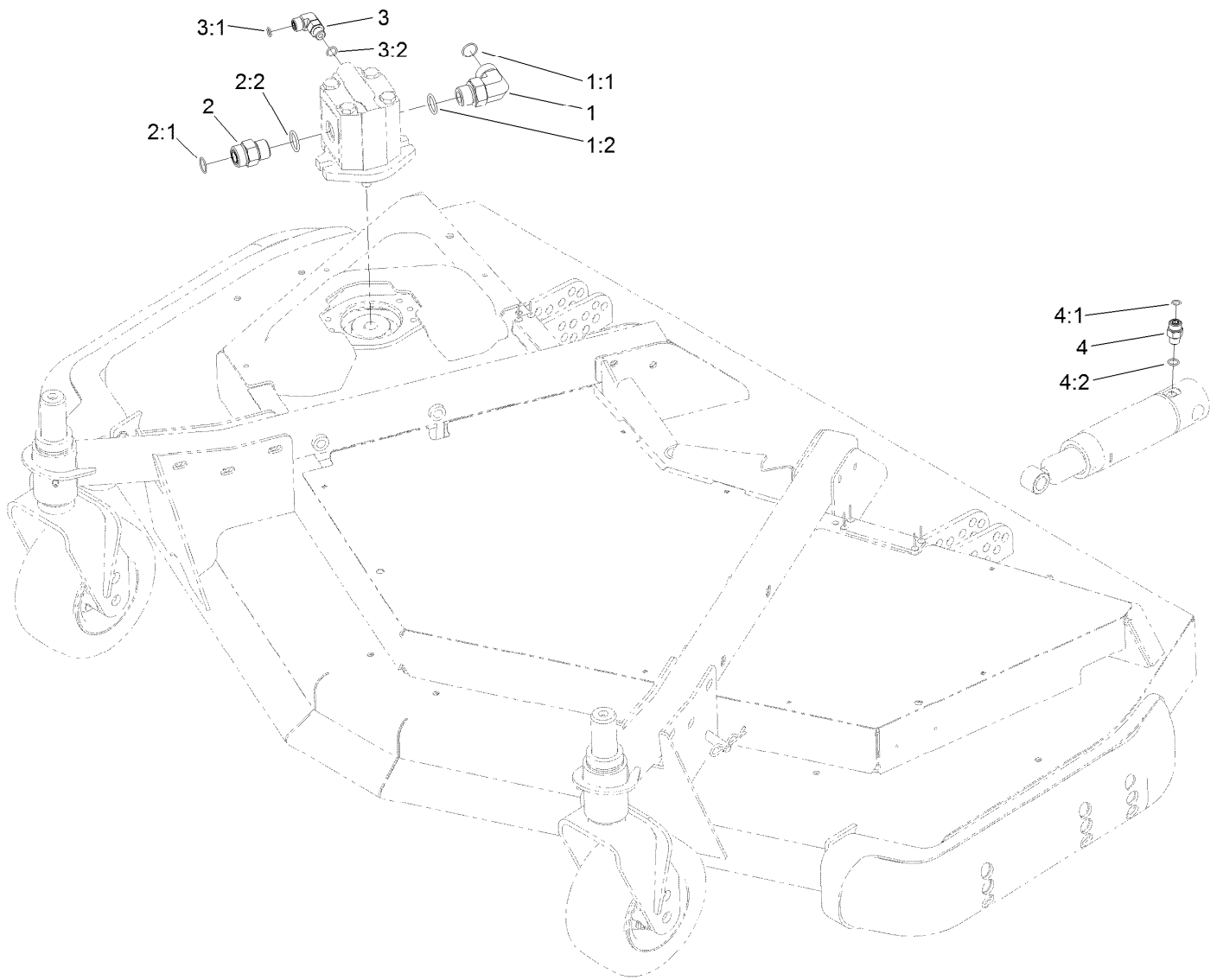
● Not serviced separately



Lift Cylinder Assembly No. 120-8802

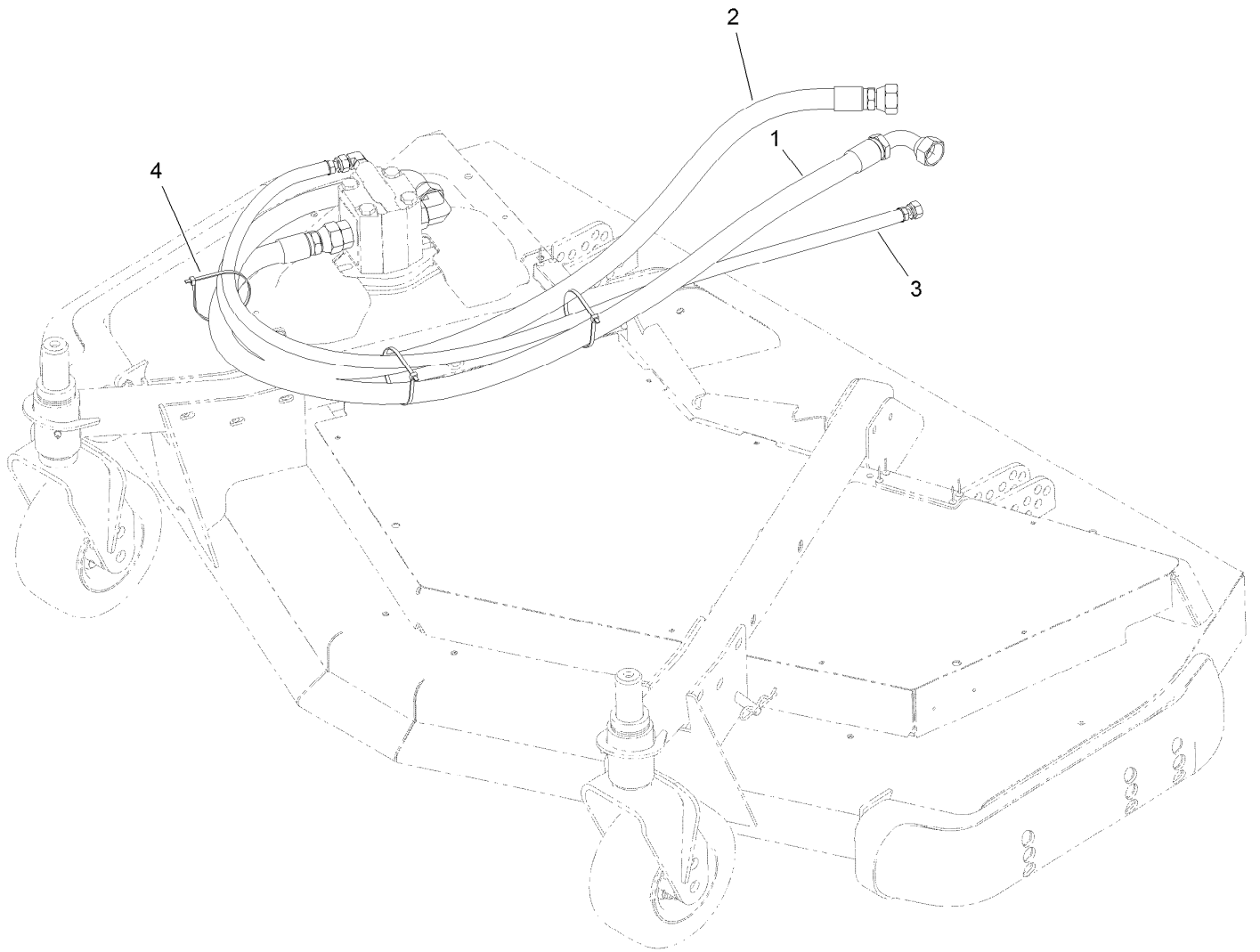
<i>Ref.</i>	<i>Part Number</i>	<i>Qty.</i>	<i>Description</i>
1	125-4301	1	Seal Kit
1:1		1	O-Ring ●
1:2		1	Backup ●
1:3		1	Wear Ring ●
1:4		1	Bds Seal ●
1:5		1	Dust Seal ●
2	302-60	1	Fitting-Grease

● Not serviced separately



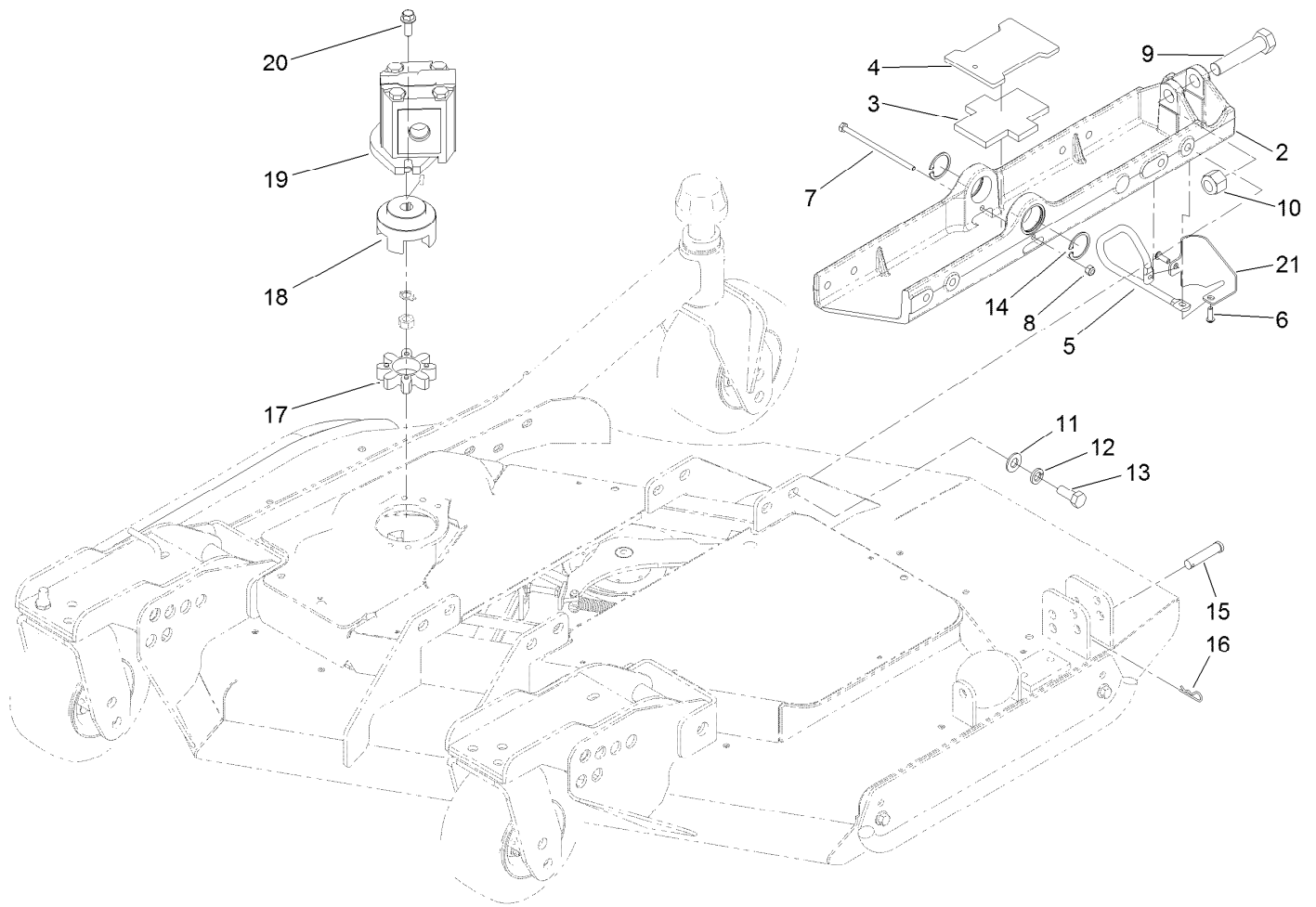
Front Deck Hydraulic Fitting Assembly

Ref.	Part Number	Qty.	Description
1	340-142	1	Fitting-Elbow, 90 DEG
1:1	237-58	1	O-Ring
1:2	237-81	1	O-Ring
2	340-9	1	Fitting-STR
2:1	237-58	1	O-Ring
2:2	237-81	1	O-Ring
3	340-77	1	Fitting-Elbow, 90 DEG
3:1	237-22	1	O-Ring
3:2	237-42	1	O-Ring
4	340-2	2	Fitting-Straight
4:1	237-22	1	O-Ring
4:2	237-42	1	O-Ring



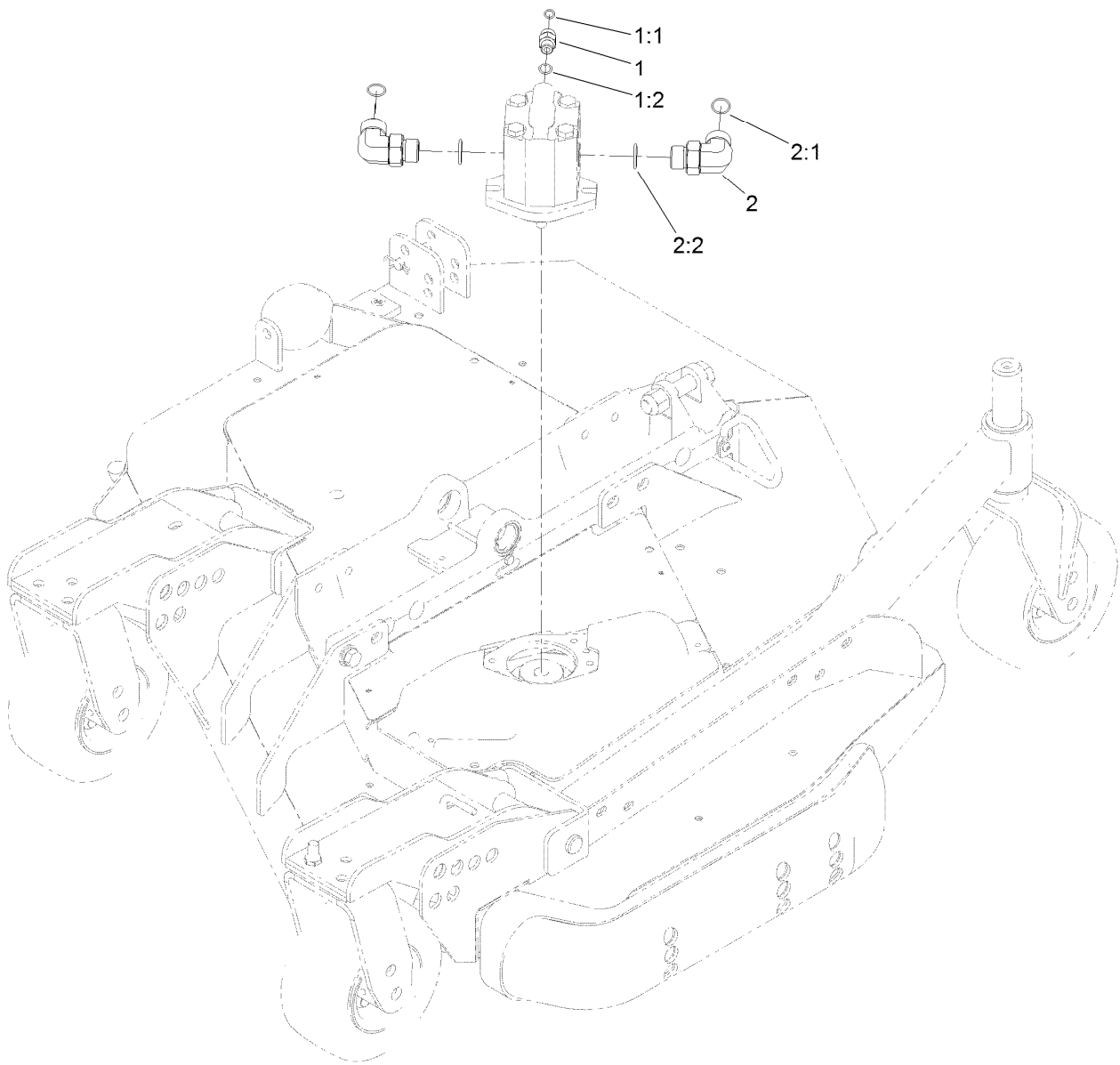
Front Deck Hose Routing Assembly

<i>Ref.</i>	<i>Part Number</i>	<i>Qty.</i>	<i>Description</i>
1	120-8987	1	Hose-HYD
2	120-8988	1	Hose-HYD
3	120-8989	1	Hose-HYD
4	3290-379	3	Tie-Cable



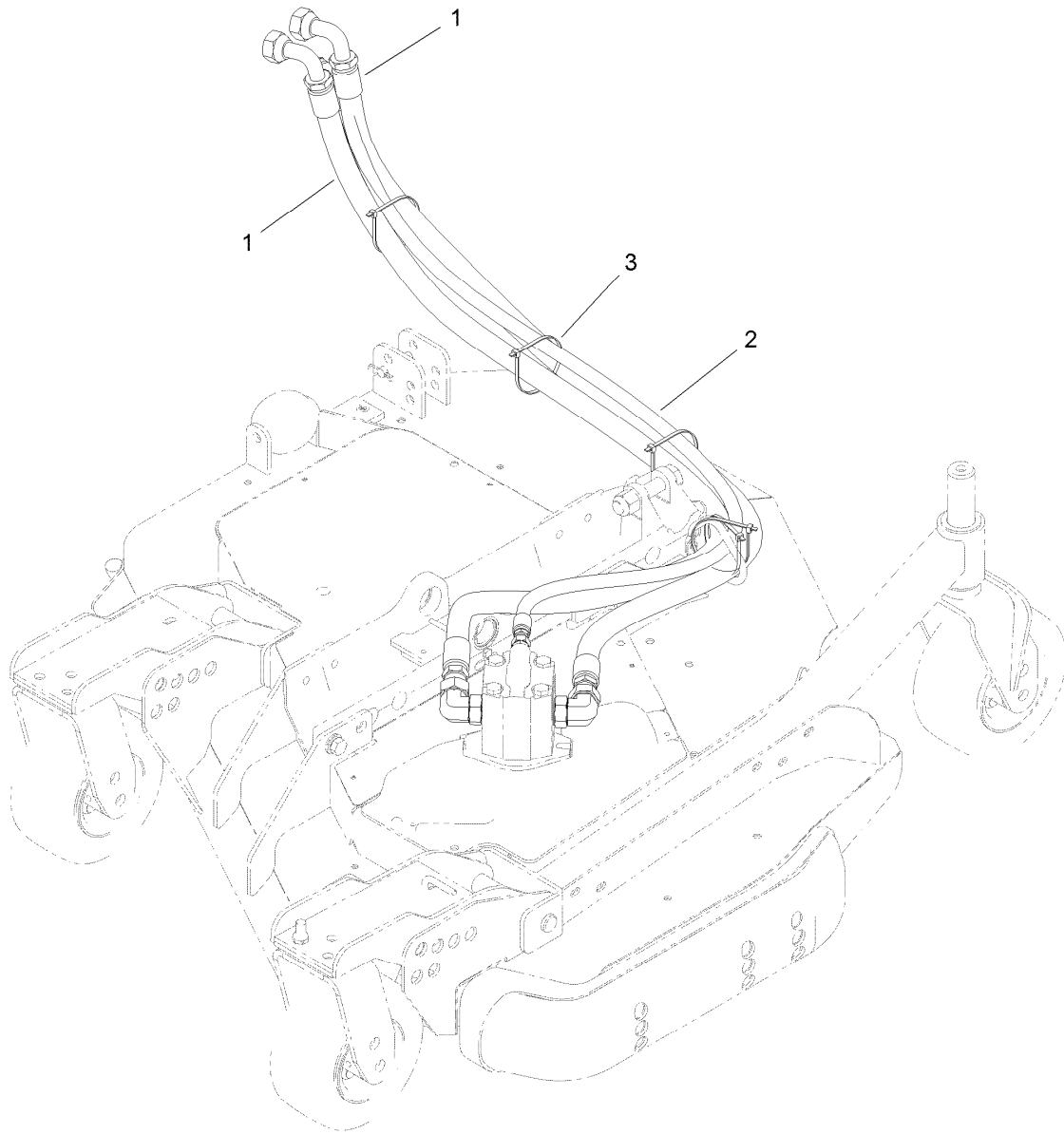
Right Deck Mount Assembly

<i>Ref.</i>	<i>Part Number</i>	<i>Qty.</i>	<i>Description</i>	<i>Ref.</i>	<i>Part Number</i>	<i>Qty.</i>	<i>Description</i>
2	107-4348-03	1	Mount-Deck, RH	12	3253-7	8	Washer-Lock
3	104-8348	1	Plate-Rubber	13	325-5	8	Screw-HH
4	108-1528-03	1	Plate	14	32120-42	2	Ring-Retaining
5	108-1529	1	Support-Hose	15	92-2739	1	Pin-Clevis
6	3274-69	2	Screw-HSBH	16	3290-467	1	Pin-Hair
7	321-47	1	Screw-HH	17	104-3542	1	Spider
8	3296-42	1	Nut-Lock, NI	18	104-3541	1	Hub-Spider
9	328-5	1	Screw-HH	19	99-5489	1	Gear Motor ASM
10	3296-51	1	Nut-Lock, NI	20	3234-42	2	Screw-HHF
11	3256-26	8	Washer-Flat	21	120-0480-03	1	Guide-Hose, RH



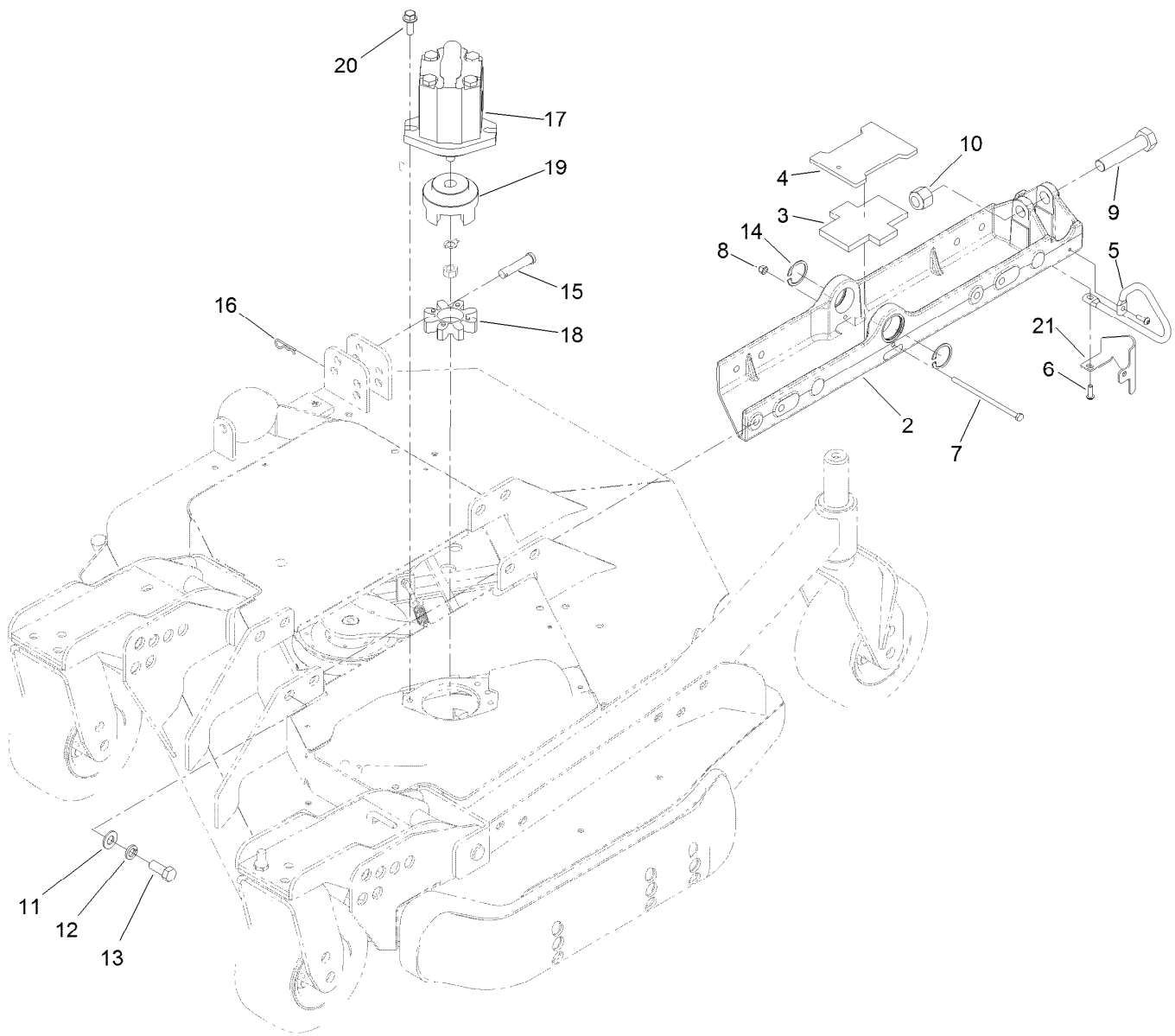
Left Deck Hydraulic Fitting Assembly

<i>Ref.</i>	<i>Part Number</i>	<i>Qty.</i>	<i>Description</i>
1	340-2	1	Fitting-Straight
1:1	237-22	1	O-Ring
1:2	237-42	1	O-Ring
2	340-142	2	Fitting-Elbow, 90 DEG
2:1	237-58	1	O-Ring
2:2	237-81	1	O-Ring



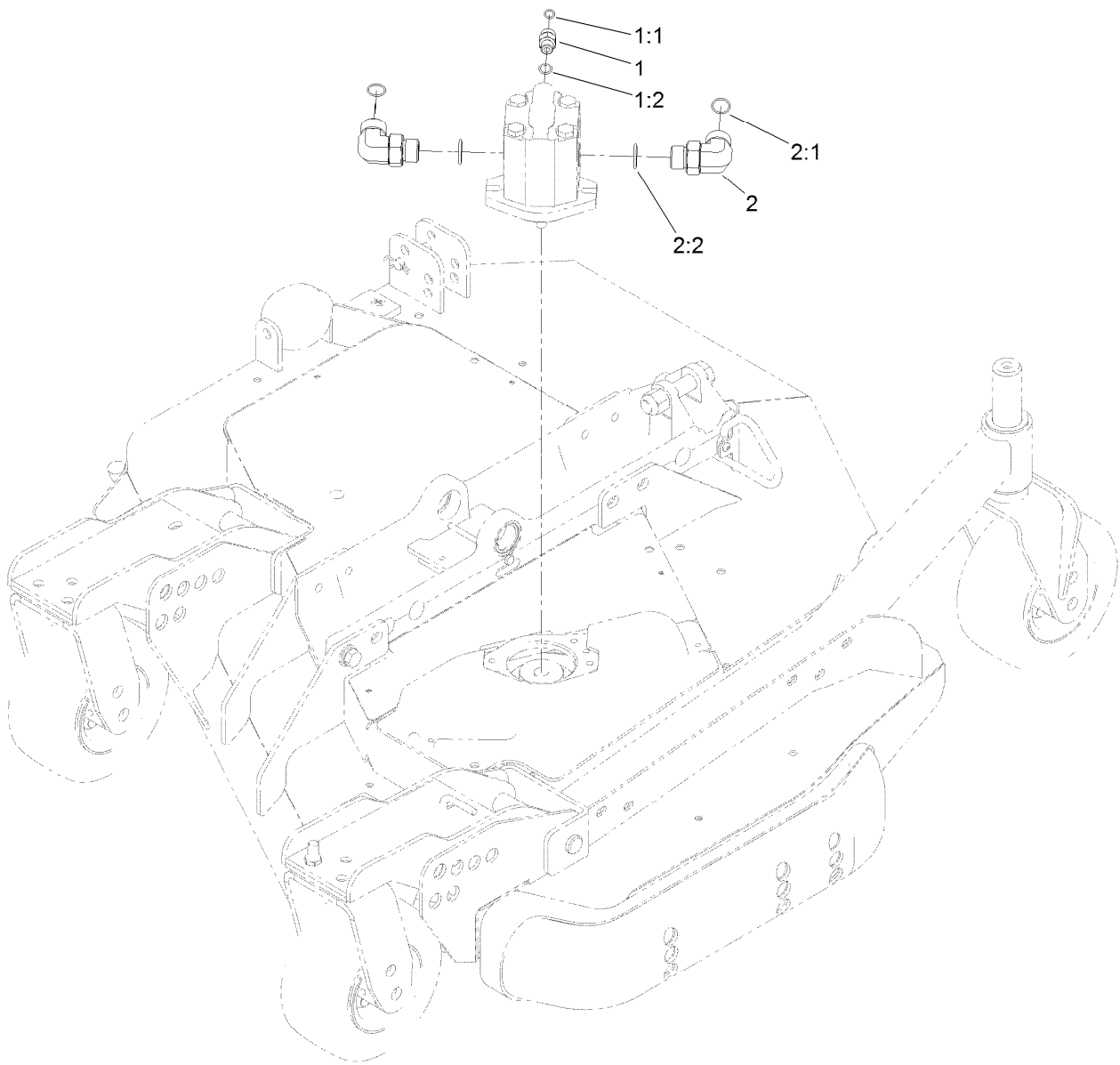
Left Deck Hose Routing Assembly

<i>Ref.</i>	<i>Part Number</i>	<i>Qty.</i>	<i>Description</i>
1	120-8959	2	Hose-HYD
2	104-2265	1	Hose-HYD
3	3290-379	5	Tie-Cable



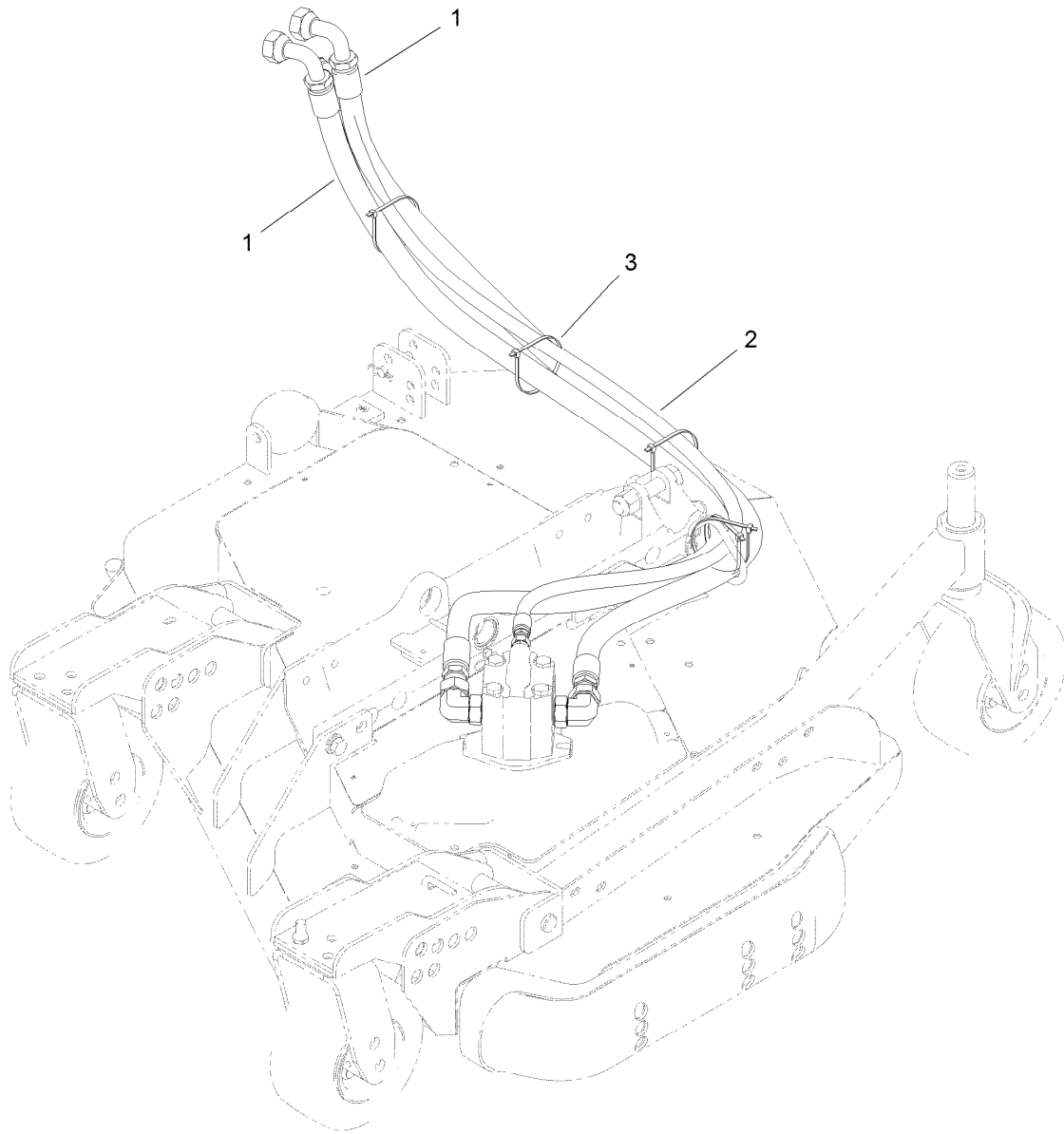
Left Deck Mount Assembly

<i>Ref.</i>	<i>Part Number</i>	<i>Qty.</i>	<i>Description</i>	<i>Ref.</i>	<i>Part Number</i>	<i>Qty.</i>	<i>Description</i>
2	107-4349-03	1	Mount-Deck, LH	12	3253-7	8	Washer-Lock
3	104-8348	1	Plate-Rubber	13	325-5	8	Screw-HH
4	108-1528-03	1	Plate	14	32120-42	2	Ring-Retaining
5	108-1529	1	Support-Hose	15	92-2739	1	Pin-Clevis
6	3274-69	2	Screw-HSBH	16	3290-467	1	Pin-Hair
7	321-47	1	Screw-HH	17	99-5489	1	Gear Motor ASM
8	3296-42	1	Nut-Lock, NI	18	104-3542	1	Spider
9	328-5	1	Screw-HH	19	104-3541	1	Hub-Spider
10	3296-51	1	Nut-Lock, NI	20	3234-42	2	Screw-HHF
11	3256-26	8	Washer-Flat	21	120-0481-03	1	Guide-Hose, LH



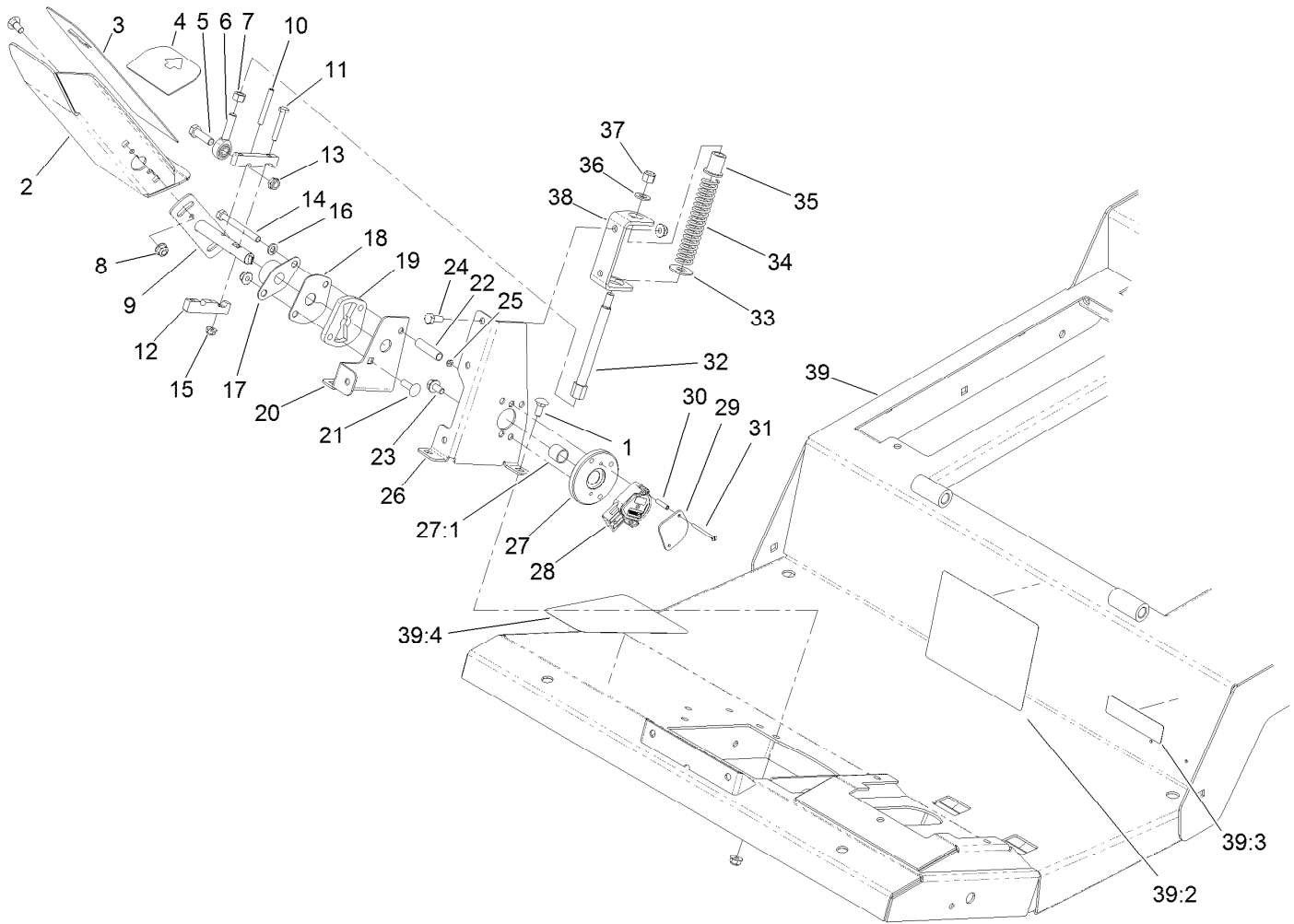
Left Deck Hydraulic Fitting Assembly

<i>Ref.</i>	<i>Part Number</i>	<i>Qty.</i>	<i>Description</i>
1	340-2	1	Fitting-Straight
1:1	237-22	1	O-Ring
1:2	237-42	1	O-Ring
2	340-142	2	Fitting-Elbow, 90 DEG
2:1	237-58	1	O-Ring
2:2	237-81	1	O-Ring



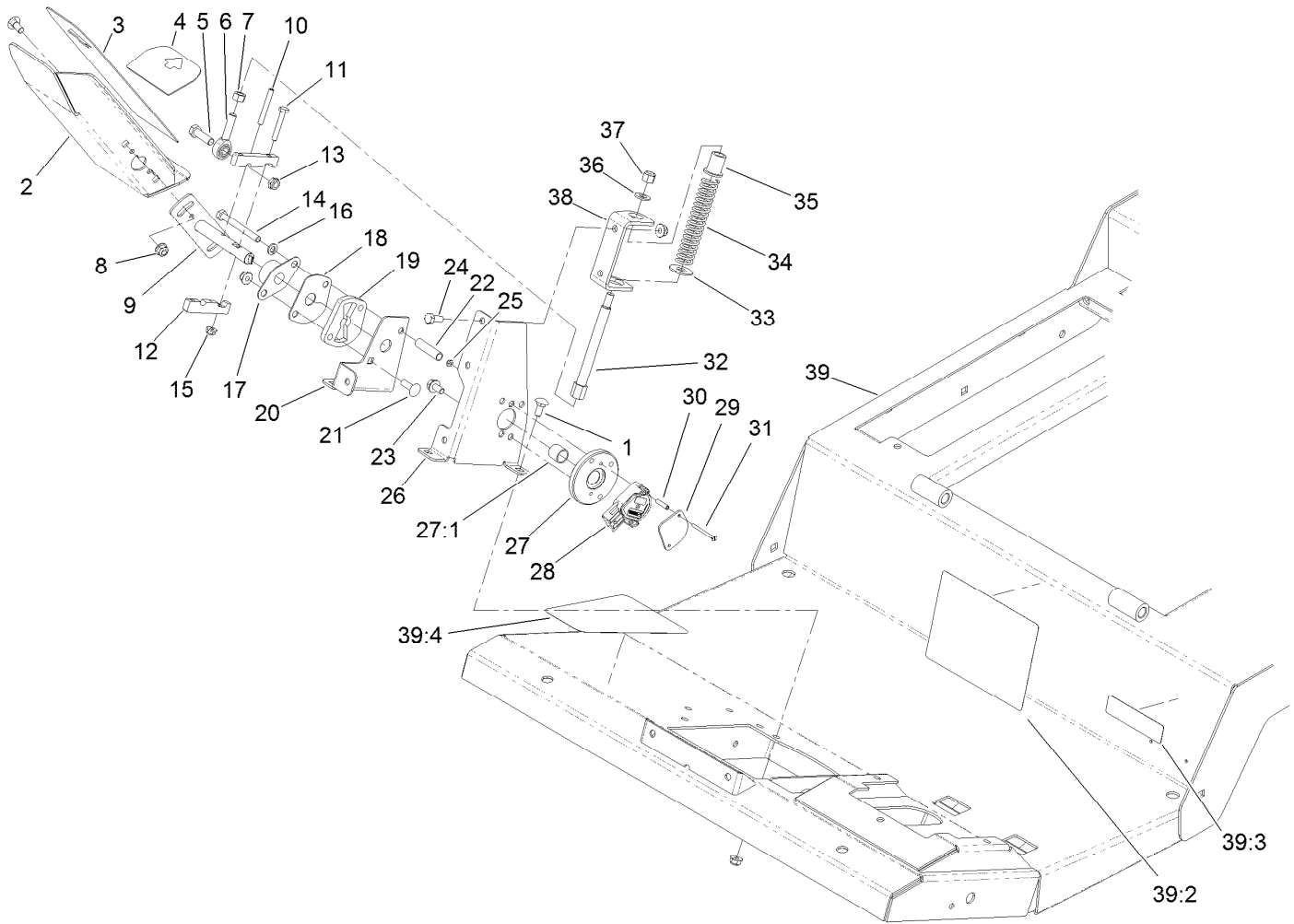
Left Deck Hose Routing Assembly

<i>Ref.</i>	<i>Part Number</i>	<i>Qty.</i>	<i>Description</i>
1	120-8959	2	Hose-HYD
2	104-2265	1	Hose-HYD
3	3290-379	5	Tie-Cable



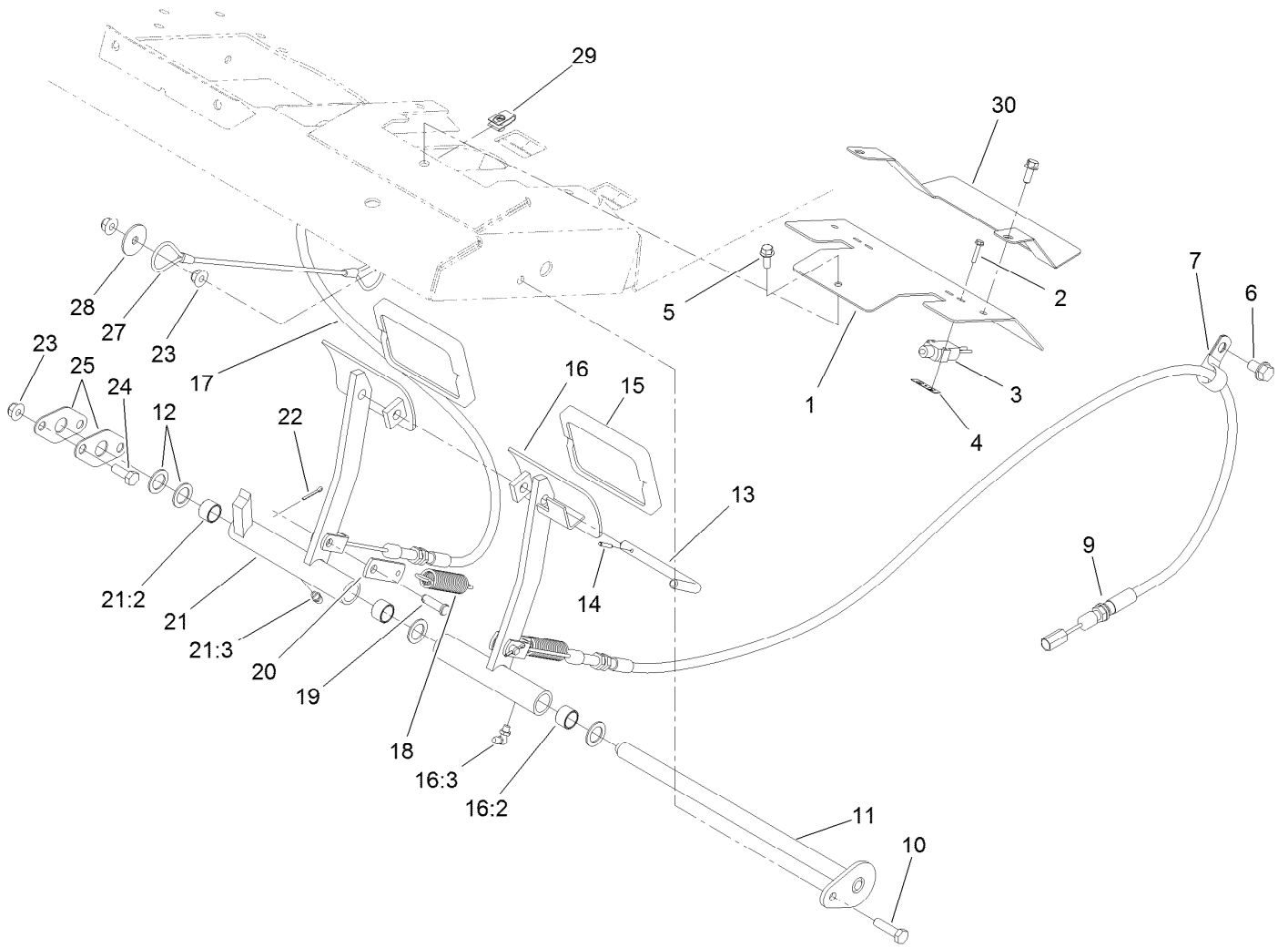
Traction Pedal Assembly

<i>Ref.</i>	<i>Part Number</i>	<i>Qty.</i>	<i>Description</i>	<i>Ref.</i>	<i>Part Number</i>	<i>Qty.</i>	<i>Description</i>
1	3230-1	6	Bolt-CARR	22	93-7960	1	Spacer
2	110-5986-01	1	Pedal-Traction	23	114-7728	2	Screw-HF
3	93-5347	1	Abrasive-Pedal	24	322-3	5	Screw-HH
4	93-5368	1	Abrasive-Pedal	25	3296-9	6	Nut-Hex
5	323-7	1	Screw-HH	26	117-5451-01	1	Bracket-Sensor
6	2411-36	1	Bearing-End, Rod	27	117-5445	1	Bushing Hub ASM
7	3219-3	1	Nut-Hex	27:1	95-7497	1	Bushing-Wheel
8	104-8300	10	Nut-HF, NI	28	114-5609	1	Sensor-Position
9	117-5450	1	Shaft-Pedal, Traction	29	114-5595	1	Plate-Capture
10	32121-78	1	Pin-Roll	30	114-5608	2	Spacer-Standoff
11	321-37	2	Screw-HH	31	32105-25	2	Screw-SHH
12	117-5459	2	Block-Clamp	32	117-5446	1	Shaft-Spring
13	3296-59	1	Nut-Lock, NI	33	3256-5	1	Washer-Flat
14	322-14	1	Screw-HH	34	84-9100	1	Spring
15	104-7201	2	Nut-HF	35	92-7610	1	Retainer-Spring
16	3253-4	1	Washer-Lock	36	3256-24	1	Washer-Flat
17	256-236	1	Bearing-Mount, Flange	37	3296-6	1	Nut-Lock
18	117-5455	1	Plate-Cover	38	117-5452-01	1	Bracket-Spring
19	117-5454	1	Plate-Butterfly	39	120-4087	1	Platform ASM
20	117-5453-01	1	Bracket-Butterfly	39:2	114-0846	1	Decal-Instructions, Operating
21	3230-22	1	Screw-CARR				



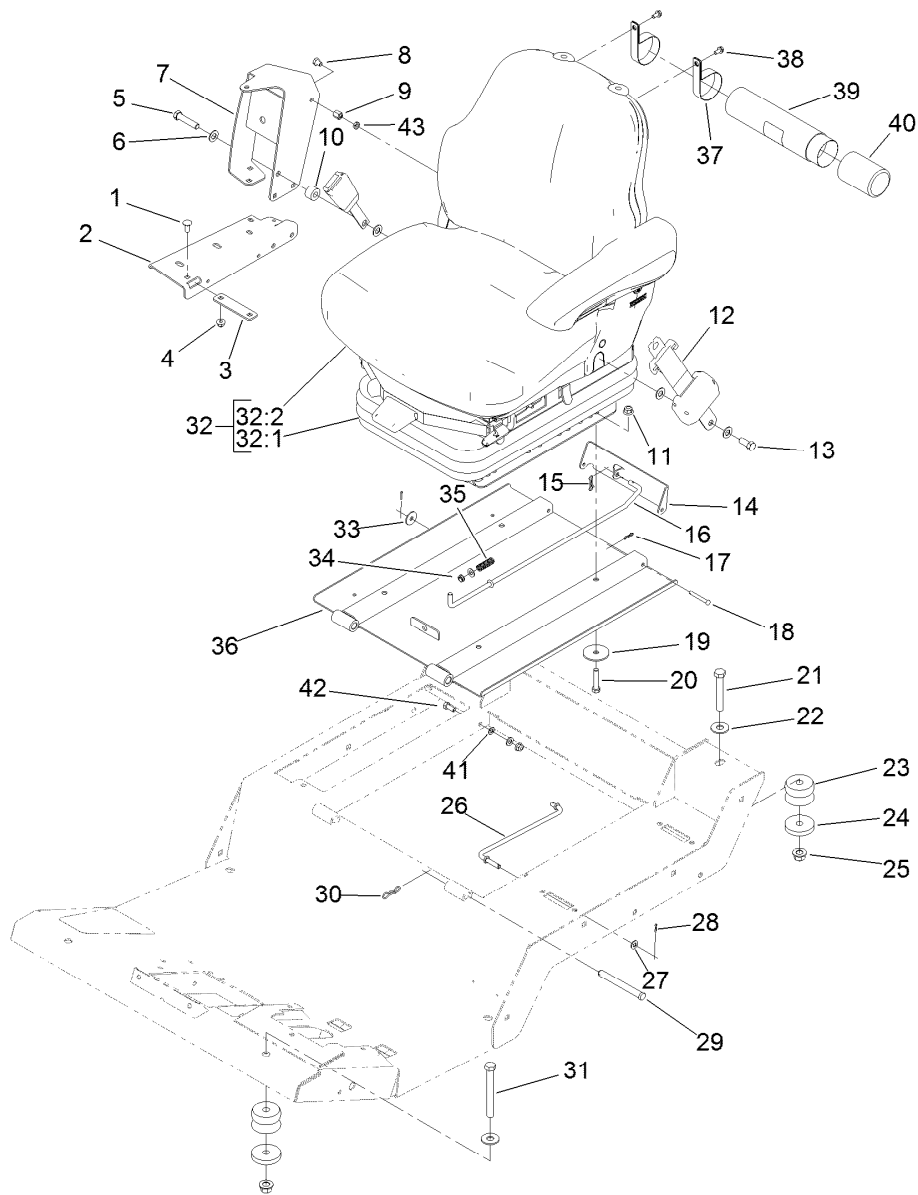
Traction Pedal Assembly (continued)

<i>Ref.</i>	<i>Part Number</i>	<i>Qty.</i>	<i>Description</i>
39:3	117-2718	1	Decal-Arrester, Spark
39:4	114-0849	1	Decal-Pedal, Traction



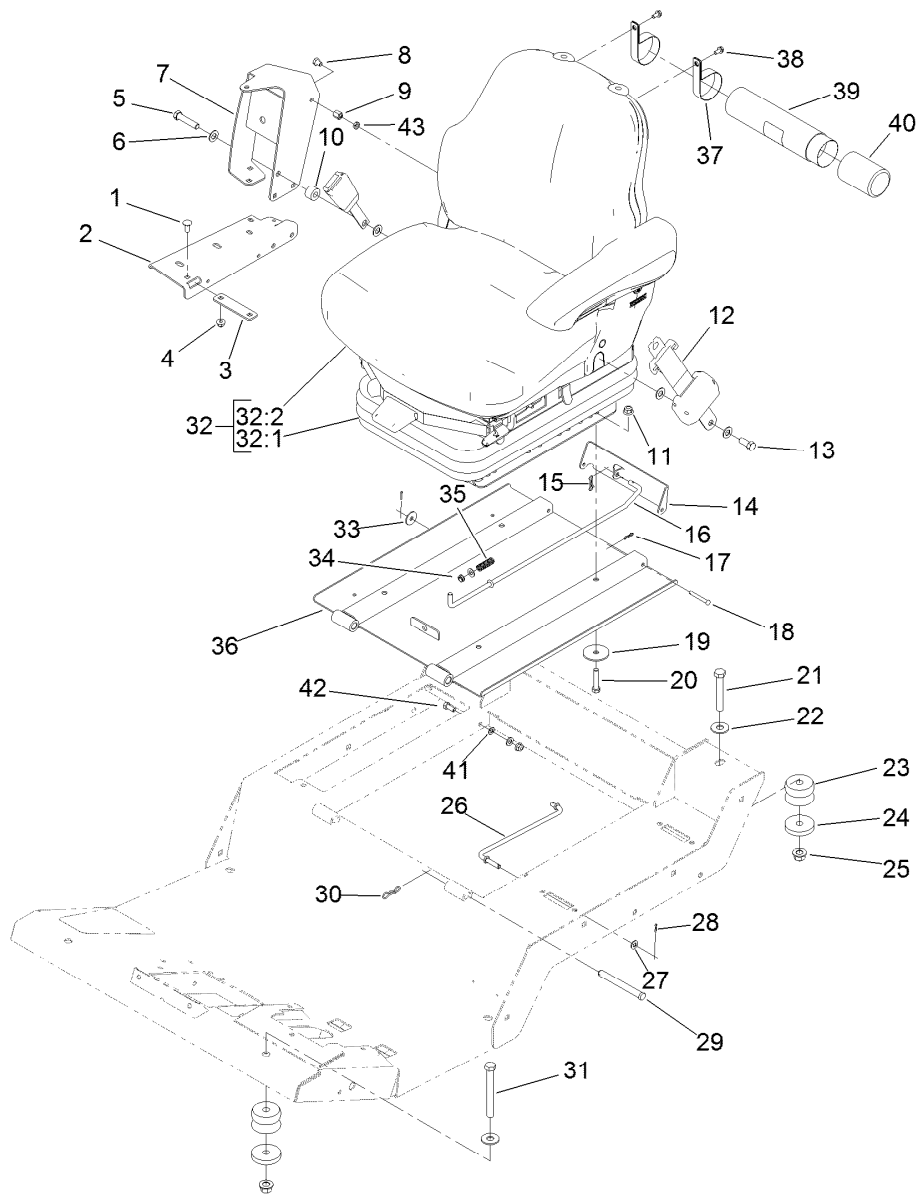
Brake Pedal Assembly

Ref.	Part Number	Qty.	Description	Ref.	Part Number	Qty.	Description
1	120-4163-01	1	Cover-Brake	16:3	302-40	1	Fitting-Grease, 90 DEG
2	117-5458	4	Screw-HHF	17	120-8898	1	Cable-Brake, RH
3	99-3410	2	Switch	18	93-5262	2	Spring-Extension
4	108-9824	2	Nut-Switch	19	283-61	2	Pin-Yoke
5	3234-33	3	Screw-HHF	20	100-5540	2	Strap-Brake
6	32144-69	2	Screw-HWHTF	21	75-1430	1	RH Brake Pedal ASM
7	2412-4	2	Clamp-R	21:2	256-42	2	Bushing
9	120-8899	1	Cable-Brake, LH	21:3	302-5	1	Fitting-Grease
10	322-6	1	Screw-HH	22	3272-6	2	Pin-Cotter
11	120-4167	1	Pin-Flag	23	104-8300	4	Nut-HF, NI
12	3256-69	4	Washer-Flat	24	322-4	2	Screw-HH
13	63-7880	1	Pin-Latch, Brake	25	120-4168	2	Plate-Support
14	32121-50	1	Pin-Spring	27	110-4896	1	Lanyard
15	93-8742	2	Footpad-Brake	28	3256-57	1	Washer-Flat
16	120-4170	1	LH Brake Pedal ASM	29	107069	3	Clip
16:2	256-42	2	Bushing	30	121-1596-01	1	Cover-Brakes



Seat Base and Seat Assembly

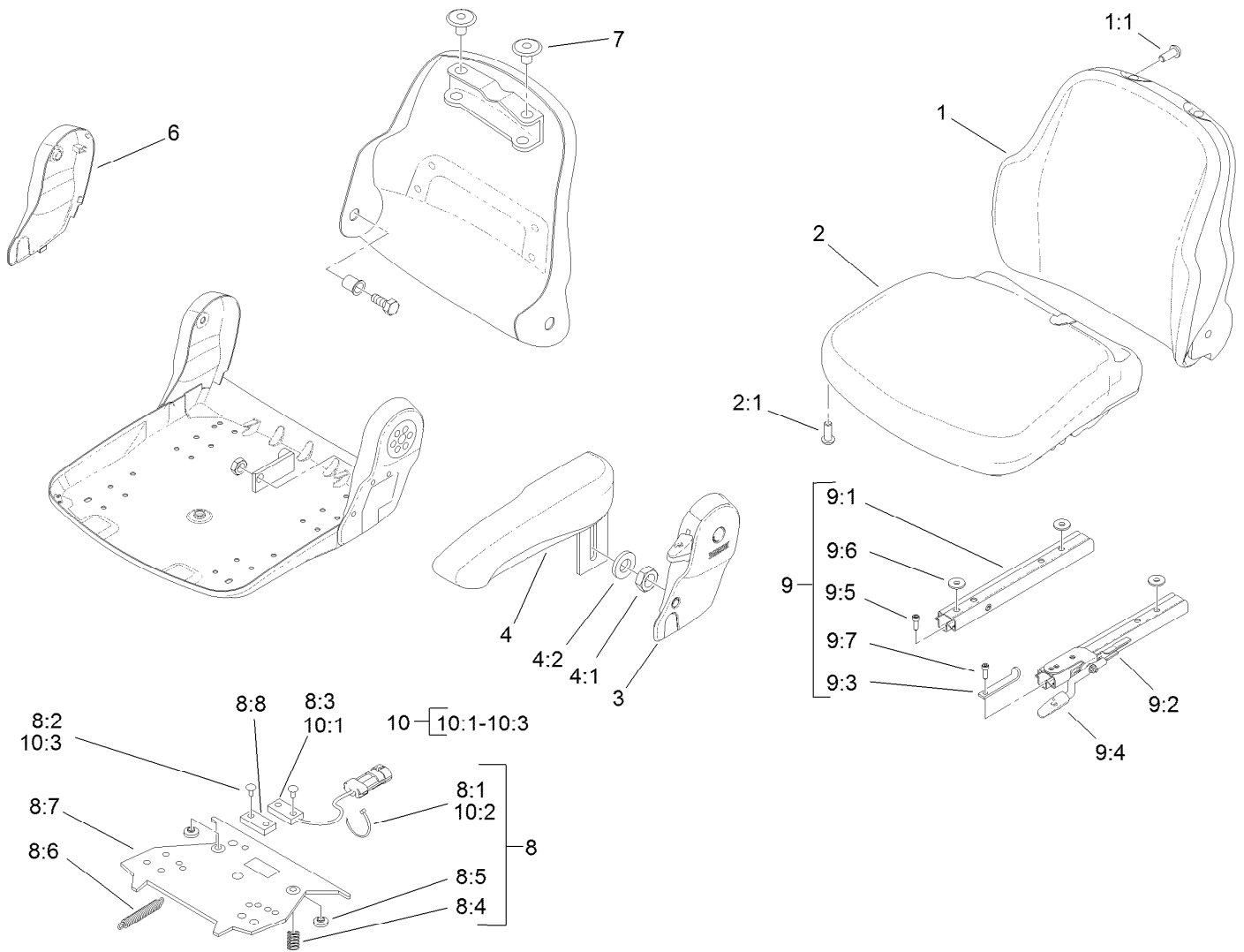
Ref.	Part Number	Qty.	Description	Ref.	Part Number	Qty.	Description
1	3230-23	6	Screw-CARR	22	3256-6	4	Washer-Flat
2	119-0000-03	1	Channel-Support	23	110-5954	4	Mount-Center, Bonded
3	112-7449-03	1	Bracket-Support	24	115-5519	4	Washer-Plain
4	104-8300	6	Nut-HF, NI	25	99-5107	4	Nut-Lock
5	3212-8	1	Screw-HH	26	93-5338	1	Rod-Prop
6	3256-25	4	Washer-Flat	27	3256-23	3	Washer-Plain
7	117-4798-03	1	Arm-Support	28	3272-5	2	Pin-Cotter
8	108-8646	1	Screw-HH, Lock	29	283-83	2	Pin-Clevis
9	112-7405	1	Nut-Hex, Coupling	30	119-1416	2	Pin-Cotter, Locking
10	17-7190	1	Spacer-Finger	31	702093	2	Screw-HH
11	104-8301	4	Nut-HF, NI	32	117-5677	1	Seat And Suspension ASM
12	110-0413	1	Seatbelt-Retractable	32:1	108-1488	1	Seat Suspension ASM
13	3212-4	1	Screw-HH	32:2	117-5676	1	Premium Seat ASM
14	120-9017-03	1	Latch-Seat	33	3256-82	1	Washer-Flat
15	119-1415	1	Pin-Cotter, Locking	34	5979	1	Bushing-Nyliner
16	120-9018	1	Rod-Latch	35	95-1821-03	1	Spring-Compression
17	119-1414	2	Pin-Cotter, Locking	36	120-4078-03	1	Plate-Seat
18	283-57	2	Pin-Clevis	37	2412-133	2	Clamp-R
19	83-1040	4	Washer-Flat	38	32104-116	2	Screw-HWHTF
20	323-9	4	Screw-HH	39	104-7050	1	Tube-Manual
21	112-7264	4	Screw-HH	40	104-7048	1	Cap-Housing



Seat Base and Seat Assembly (continued)

<i>Ref.</i>	<i>Part Number</i>	<i>Qty.</i>	<i>Description</i>
41	3255-8	1	Washer-Lock

<i>Ref.</i>	<i>Part Number</i>	<i>Qty.</i>	<i>Description</i>
42	322-3	1	Screw-HH
43	117-4059	1	Nut-Hex



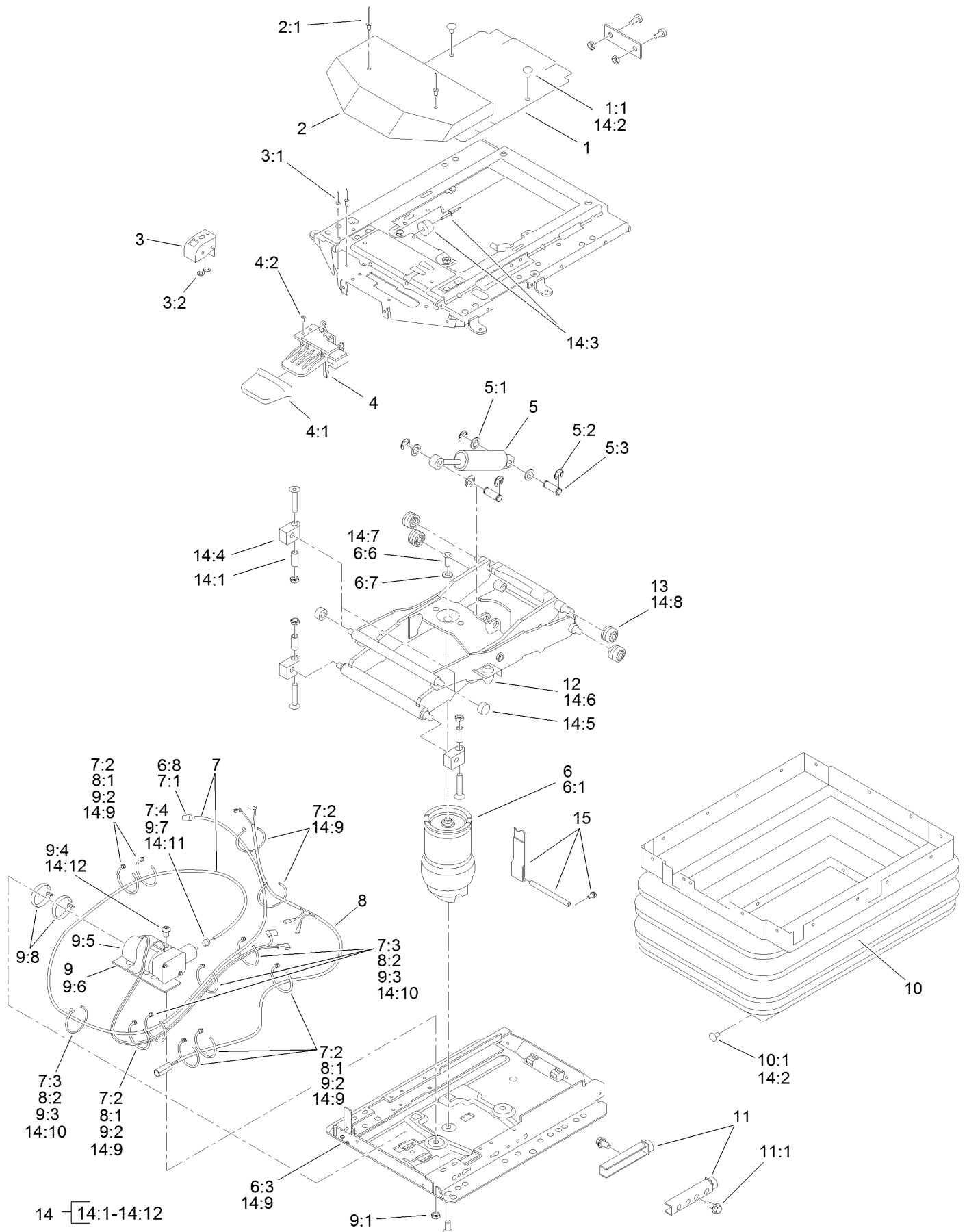
Vinyl Premium Seat Assembly No. 117-5676

Ref.	Part Number	Qty.	Description
1	108-8016	1	Backrest Cushion ASM
1:1	119-7742	4	Screw-Cushion
2	108-8017	1	Seat Cushion ASM
2:1	119-7742	3	Screw-Cushion
3	108-8018	1	Cover-Armrest
4	108-8019	1	LH Armrest ASM
4:1	82-9650	1	Nut
4:2	107-1198	1	Washer
6	108-8021	1	Cover-Armrest
7	108-8022	2	Cover-Black
8	108-8024	1	Switch Kit
8:1		3	Wire Tie ●
8:2		4	Rivet ●
8:3		1	Sensor-Seat Switch ●
8:4		2	Spring-Compression ●
8:5		2	Bumper-Pressure Plate ●

Ref.	Part Number	Qty.	Description
8:6		1	Spring-Extension ●
8:7		1	Plate-Mounting ●
8:8		1	Magnet ●
9	108-8025	1	Adjustment Rail Set
9:1		1	Rail-Adjustment, RH ●
9:2		1	Rail-Adjustment, LH ●
9:3		1	Stop-Rail ●
9:4		1	Handle ●
9:5		3	Screw ●
9:6		3	Washer ●
9:7		1	Screw ●
10	110-6189	1	Switch Kit
10:1		1	Switch ●
10:2		3	Wire Tie ●
10:3		2	Rivet ●

● Not serviced separately

Air Ride Seat Suspension Assembly No. 108-1488

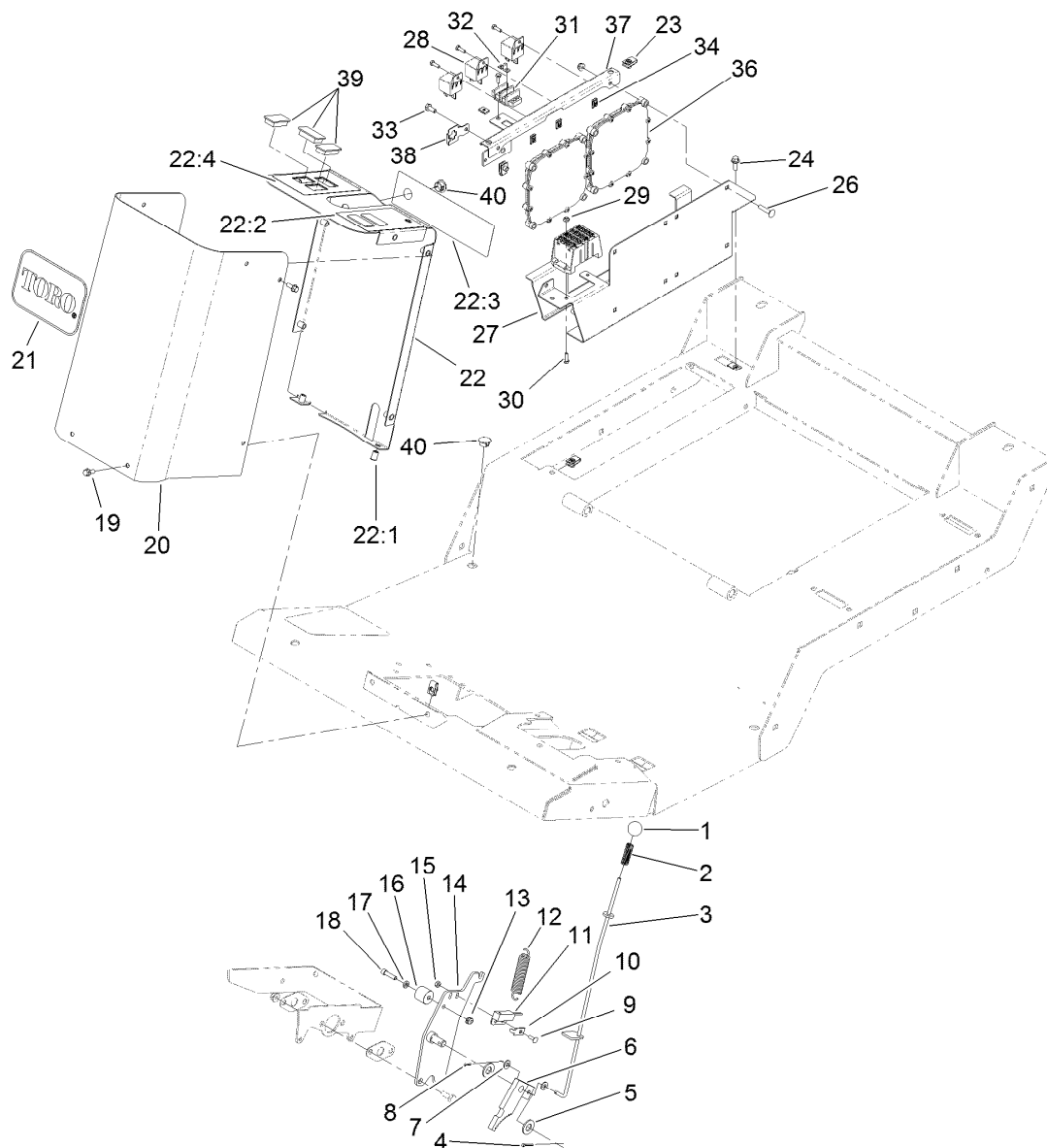


Air Ride Seat Suspension Assembly No. 108-1488 (continued)

<i>Ref.</i>	<i>Part Number</i>	<i>Qty.</i>	<i>Description</i>	<i>Ref.</i>	<i>Part Number</i>	<i>Qty.</i>	<i>Description</i>
1	108-8026	1	Cover ASM	9:1		1	Nut ■
1:1	39-5710	2	Plug-Plastic	9:2		5	Tie-Wire ■
2	108-8027	1	Cover	9:3		4	Tie-Wire ■
2:1		2	Rivet ■	9:4		1	Screw ■
3	108-8028	1	Level Indicator Kit	9:5		1	Compressor ■
3:1		2	Rivet ■	9:6		1	Plate-Mounting ■
3:2		2	Washer ■	9:7		1	Nipple-Hose ■
4	108-8029	1	Valve-Control, Air	9:8		2	Clamp ■
4:1		1	Handle ■	10	108-8035	1	Bellows ASM
4:2		3	Screw ■	10:1	39-5710	23	Plug-Plastic
5	108-8030	1	Shock Absorber Kit	11	108-8036	1	Stop Kit
5:1		4	Washer ■	11:1		2	Screw ■
5:2		4	C-Clip ■	12	107-1213	2	Bumper Set
5:3		2	Pin ■	13	108-8037	4	Roller
6	108-8031	1	Air Spring Kit	14	108-8038	1	Wear Parts Kit ●
6:1		1	Air Spring ■	14:1		4	Spacer ■
6:3		2	Cable Tie ■	14:2	39-5710	2	Plug-Plastic
6:6		2	Screw ■	14:3		1	Bumper ■
6:7		1	Washer ■	14:4		4	Support-Housing ■
6:8		1	Nipple-Hose ■	14:5		2	Roller ■
7	108-8032	1	Air Tube ASM	14:6	107-1213	2	Bumper Set
7:1		1	Nipple-Hose ■	14:7		2	Screw ■
7:2		7	Tie-Wire ■	14:8	108-8037	4	Roller
7:3		4	Tie-Wire ■	14:9		9	Tie-Wire ■
7:4		1	Nipple-Hose ■	14:10		4	Tie-Wire ■
8	108-8033	1	Connecting Cable ASM	14:11		1	Nipple-Hose ■
8:1		8	Tie-Wire ■	14:12		1	Screw ■
8:2		4	Tie-Wire ■	15	119-2161	1	Tether Kit
9	108-8034	1	Compressor Kit				

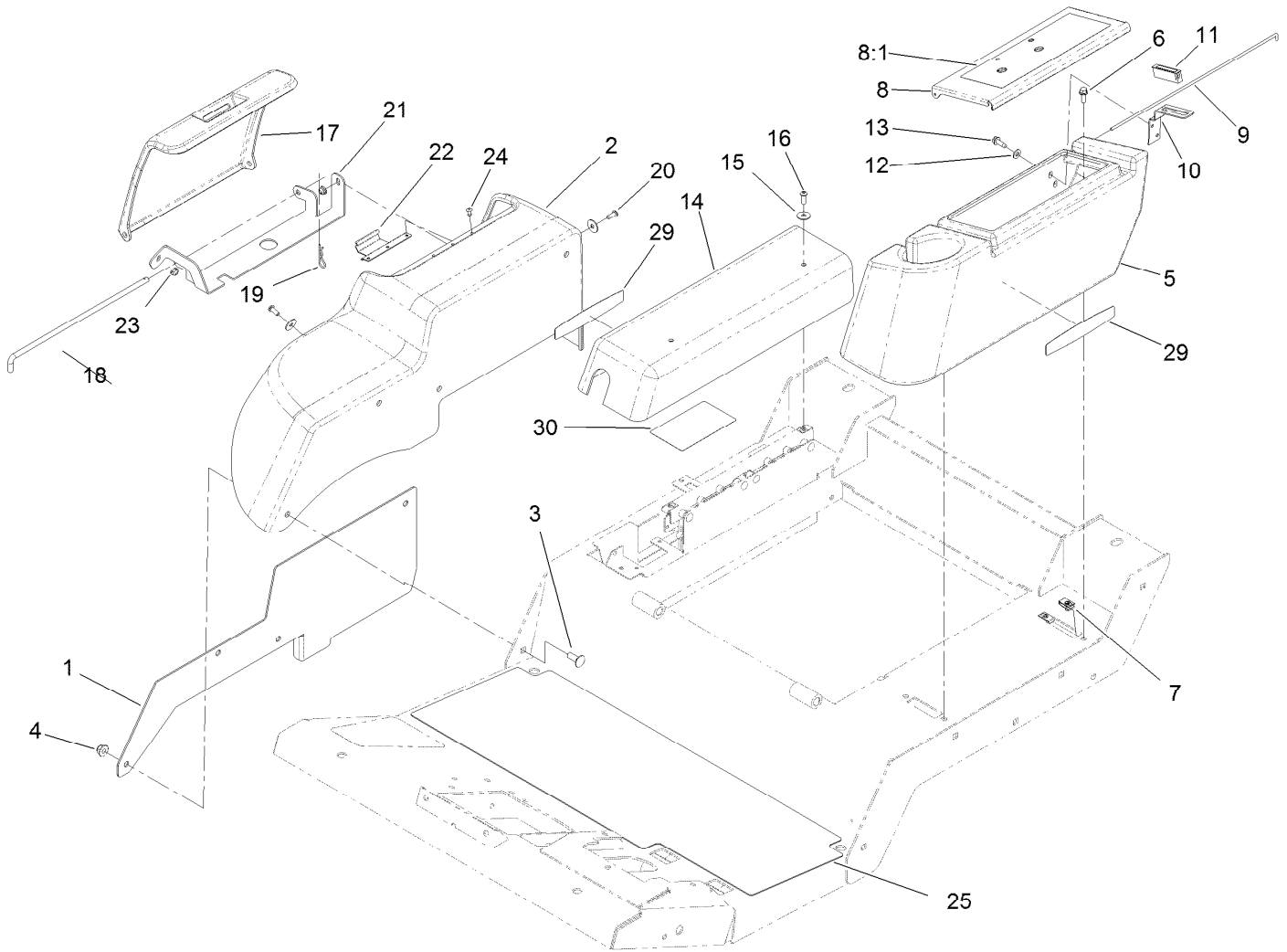
● Not illustrated

■ Not serviced separately



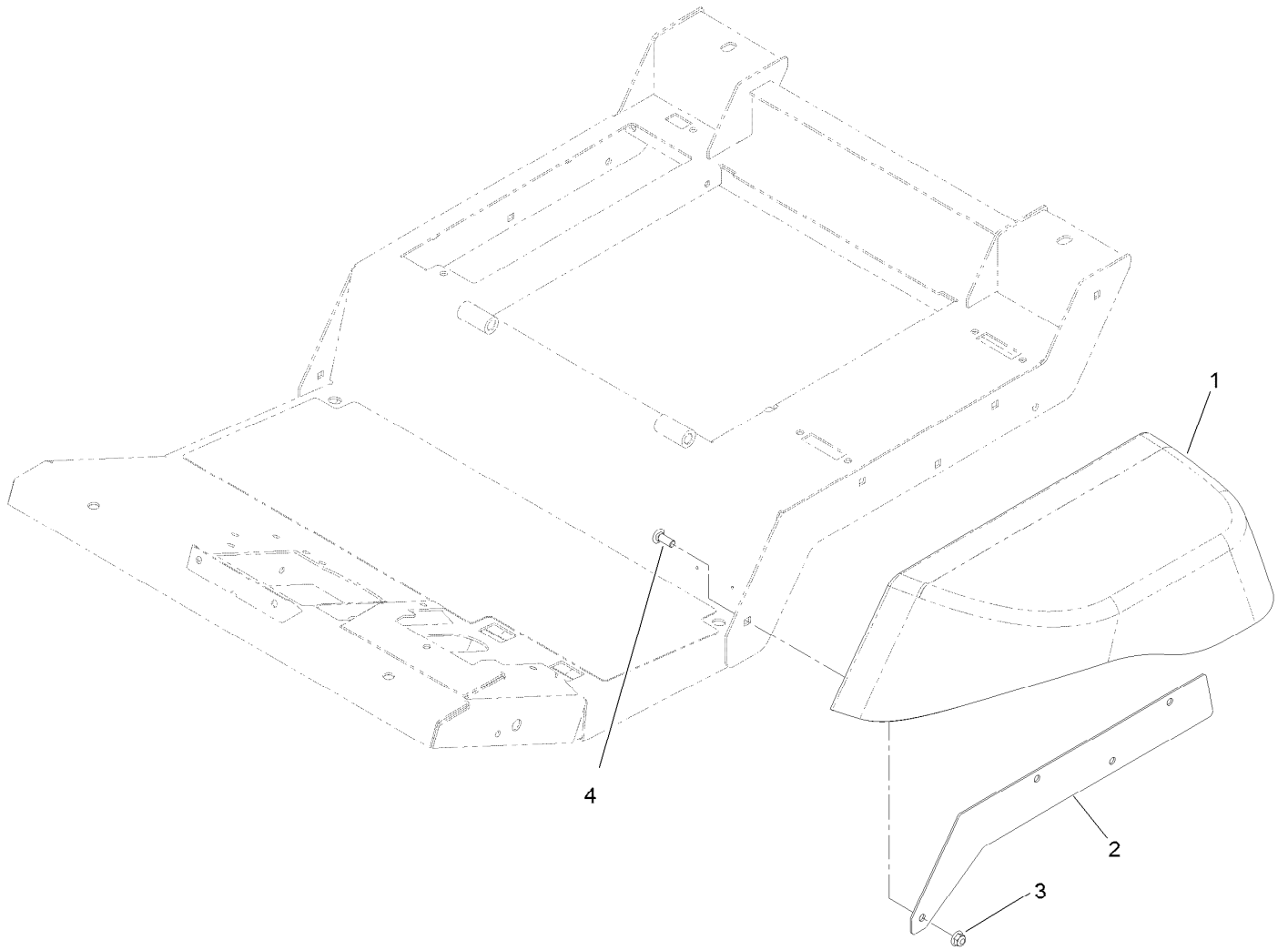
Parking Brake, Steering Tower and Power Center Assembly

Ref.	Part Number	Qty.	Description	Ref.	Part Number	Qty.	Description
1	233-17	1	Knob	22	120-4165	1	Steering Tower ASM
2	95-1821	1	Spring-Compression	22:1	32148-6	8	Nut-Clinch
3	114-0195	1	Rod-Parking, Brake	22:2	120-4130	1	Decal-Steering Tower, LH
4	3272-10	1	Pin-Cotter	22:3	114-0845	1	Decal-Column, Steering
5	3256-26	2	Washer-Flat	22:4	120-4129	1	Decal-Steering Tower, RH
6	63-7900-03	1	Rack	23	107069	7	Clip
7	3256-22	2	Washer-Flat	24	3234-4	2	Screw-HHF
8	3272-5	1	Pin-Cotter	26	3229-3	8	Screw-CARR
9	3229-34	1	Screw-CARR	27	120-4093-03	1	Mount-Power
10	100-4872	1	Plate-Switch, Neutral	28	99-7435	3	Relay
11	100-1270	1	Switch-Proximity	29	3296-12	2	Nut-Lock, NI
12	13-0480	1	Spring	30	3290-134	7	Screw
13	104-7201	9	Nut-HF	31	42862	1	Block-Terminal, Ground
14	114-0190-03	1	Pivot-Parking, Brake	32	42863	1	Strip-Jumper
15	3296-2	3	Nut-Lock, NI	33	321-3	1	Screw-HH
16	117-5499	1	Spacer-Deflector	34	107-1013	5	Nut-Speed
17	55-9620	1	Spacer-Plate, Pivot	36	114-3321	2	Controller-Tec
18	3274-9	1	Screw-HSH	37	120-4127-03	1	Mount-Relay
19	3234-33	10	Screw-HHF	38	114-5502	1	Clip-Fuse
20	120-4136-01	1	Cover-Steering Tower, Front	39	99-7420	5	Plug-Hole
21	62-5550	1	Decal	40	94-5627	1	Plug



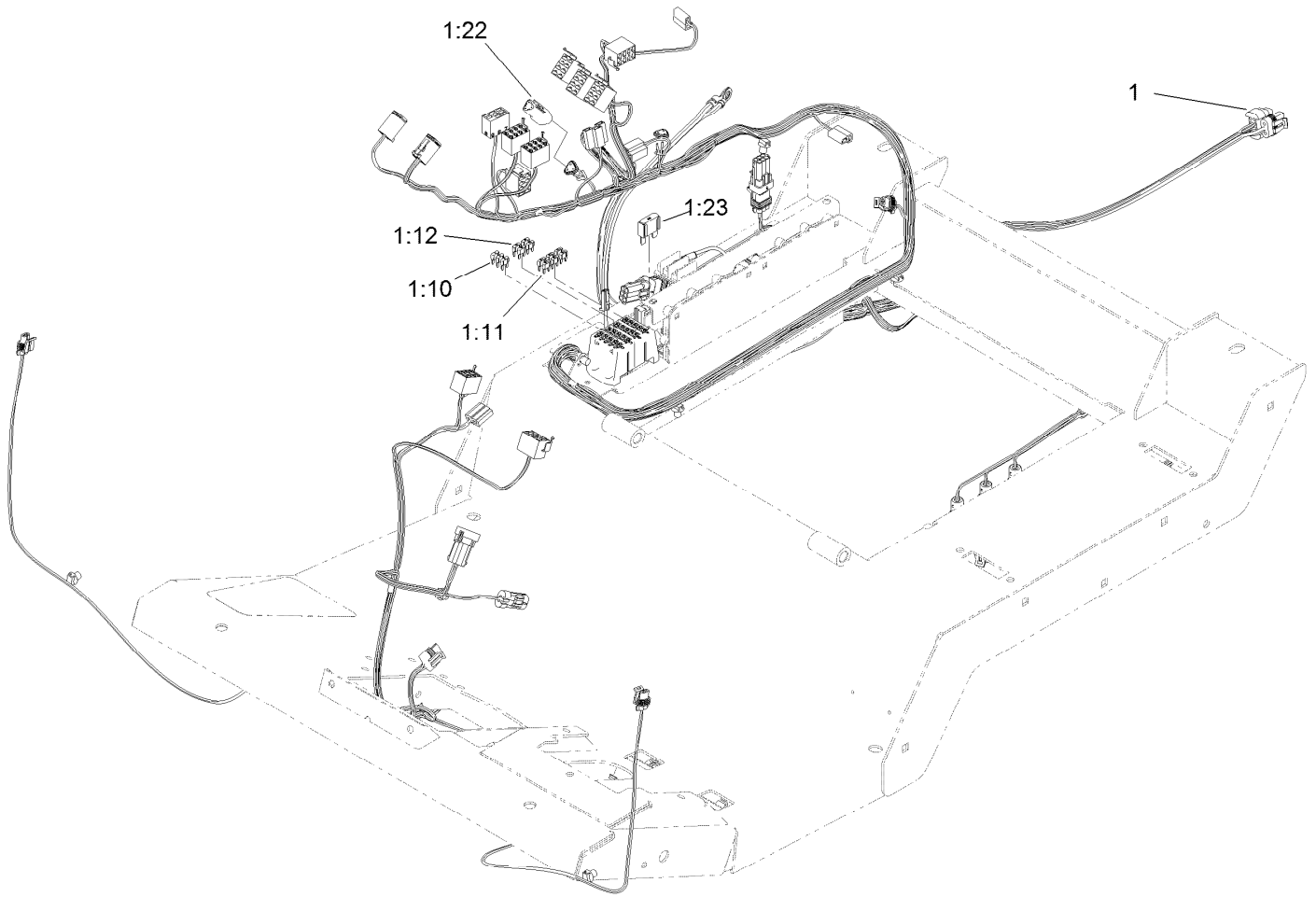
Fender, Tool Box and Cover Assembly

<i>Ref.</i>	<i>Part Number</i>	<i>Qty.</i>	<i>Description</i>	<i>Ref.</i>	<i>Part Number</i>	<i>Qty.</i>	<i>Description</i>
1	121-1579-03	1	Plate-Fender, RH	14	120-4126	1	Cover-Controllers
2	120-4113	1	Fender-RH	15	87-6630	4	Washer-Plain
3	3231-22	4	Screw-CARR	16	3274-69	2	Screw-HSBH
4	104-8301	4	Nut-HF, NI	17	120-4115	1	Cover-Battery
5	120-4125	1	Housing-Tool Box	18	121-1588	1	Rod-Hinge
6	3234-4	4	Screw-HHF	19	3290-467	1	Pin-Hair
7	107069	4	Clip	20	3274-31	2	Screw-HSBH
8	120-4124	1	Tool Box Cover ASM	21	121-1586-03	1	Mount-Cover
8:1	117-2754	1	Decal-Warning	22	121-1587	1	Latch-Cover
8:1	117-2766	1	Decal-Warning, CE	23	104-7201	2	Nut-HF
9	120-4122	1	Rod-Hinge	24	3269-23	3	Rivet-Pop
10	104-7545	1	Bracket-Latch	25	120-4128	1	Tread-Foot, Abrasive
11	58-4250	1	Catch-Magnetic	29	121-1594	2	Decal-Smart Power
12	3256-22	2	Washer-Flat	30	121-1599	1	Decal-Fuses
13	32104-95	2	Screw-HWH				



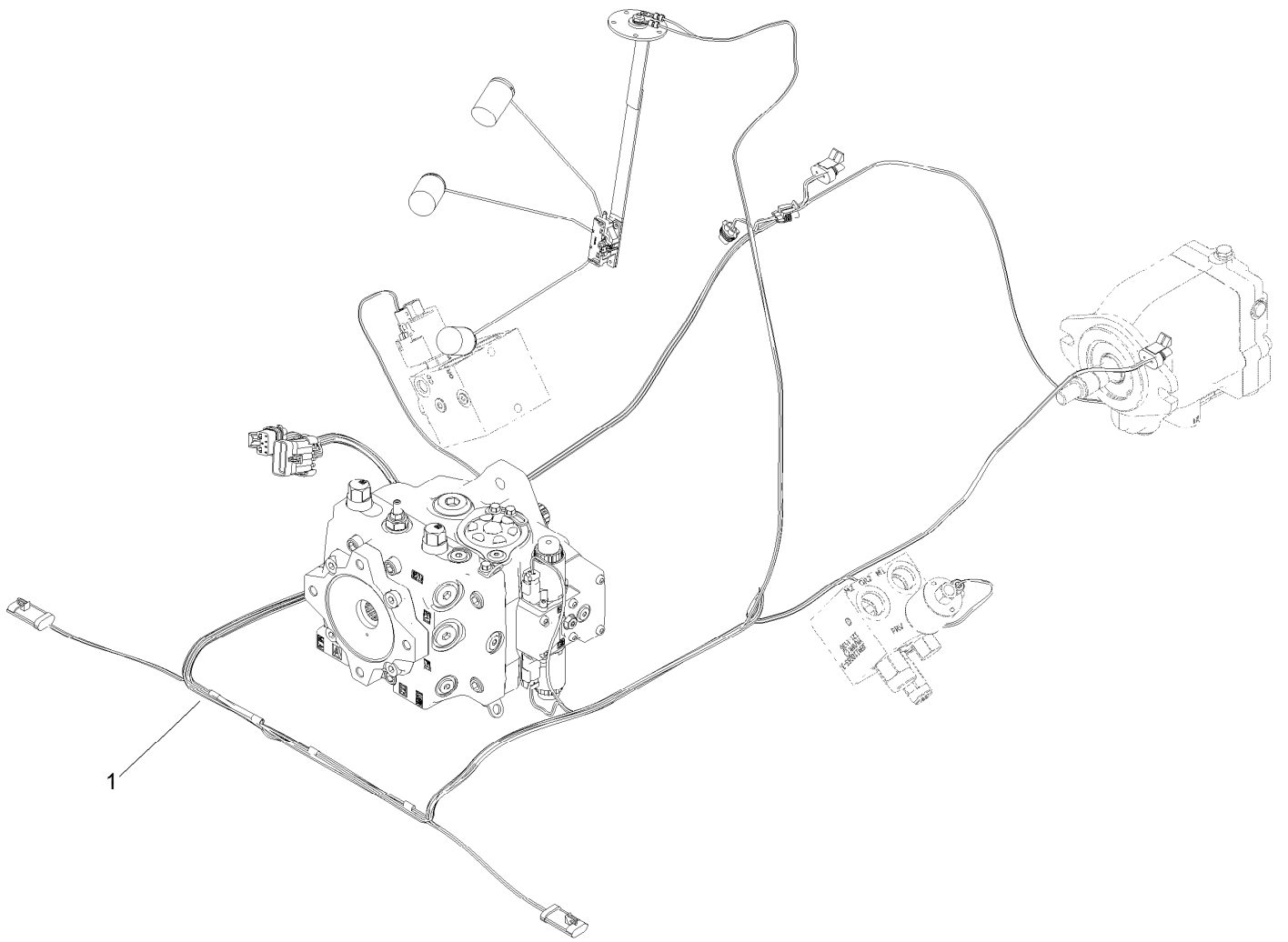
Fender Assembly

<i>Ref.</i>	<i>Part Number</i>	<i>Qty.</i>	<i>Description</i>
1	120-4114	1	Fender-LH
2	121-1580-03	1	Plate-Fender, LH
3	104-8301	4	Nut-HF, NI
4	3231-22	4	Screw-CARR



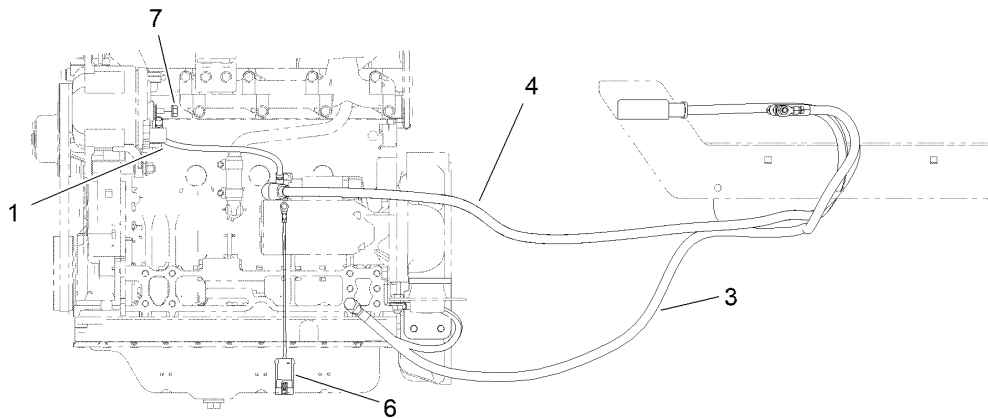
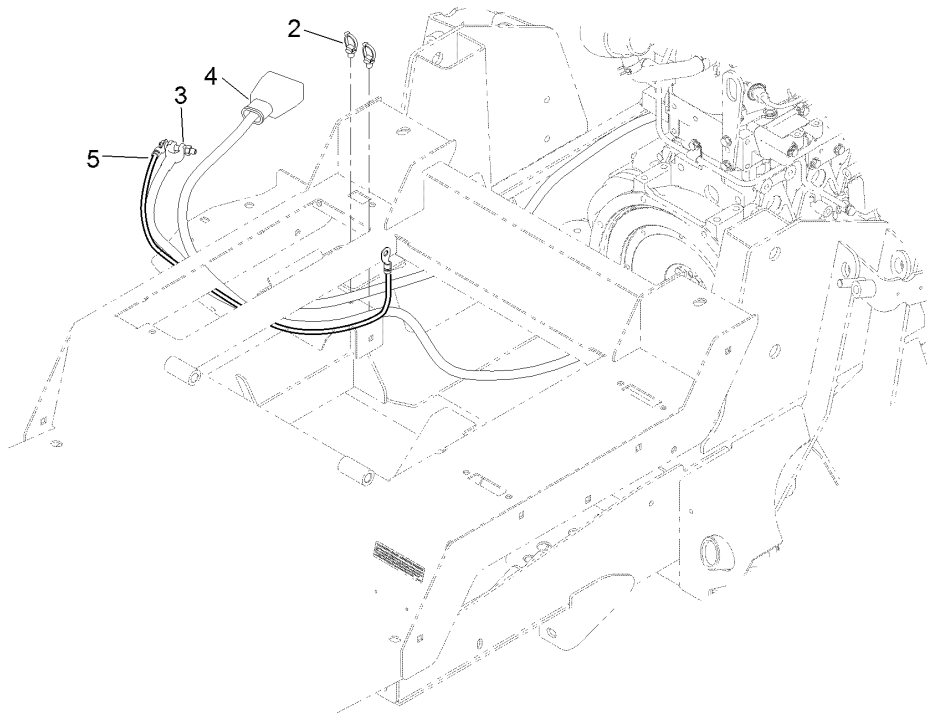
Platform Harness and Fuse Assembly

<i>Ref.</i>	<i>Part Number</i>	<i>Qty.</i>	<i>Description</i>
1	120-6343	1	Harness-Wire, Platform
1:10	121-8861	3	Fuse-Mini Blade, 2 Amp
1:11	121-8865	6	Fuse-Mini Blade, 7.5 Amp
1:12	121-8866	4	Fuse-Mini Blade, 10 Amp
1:22	32180-043	1	Resistor-120 Ohm
1:23	114-3342	1	Fuse-Maxi, 60 Amp



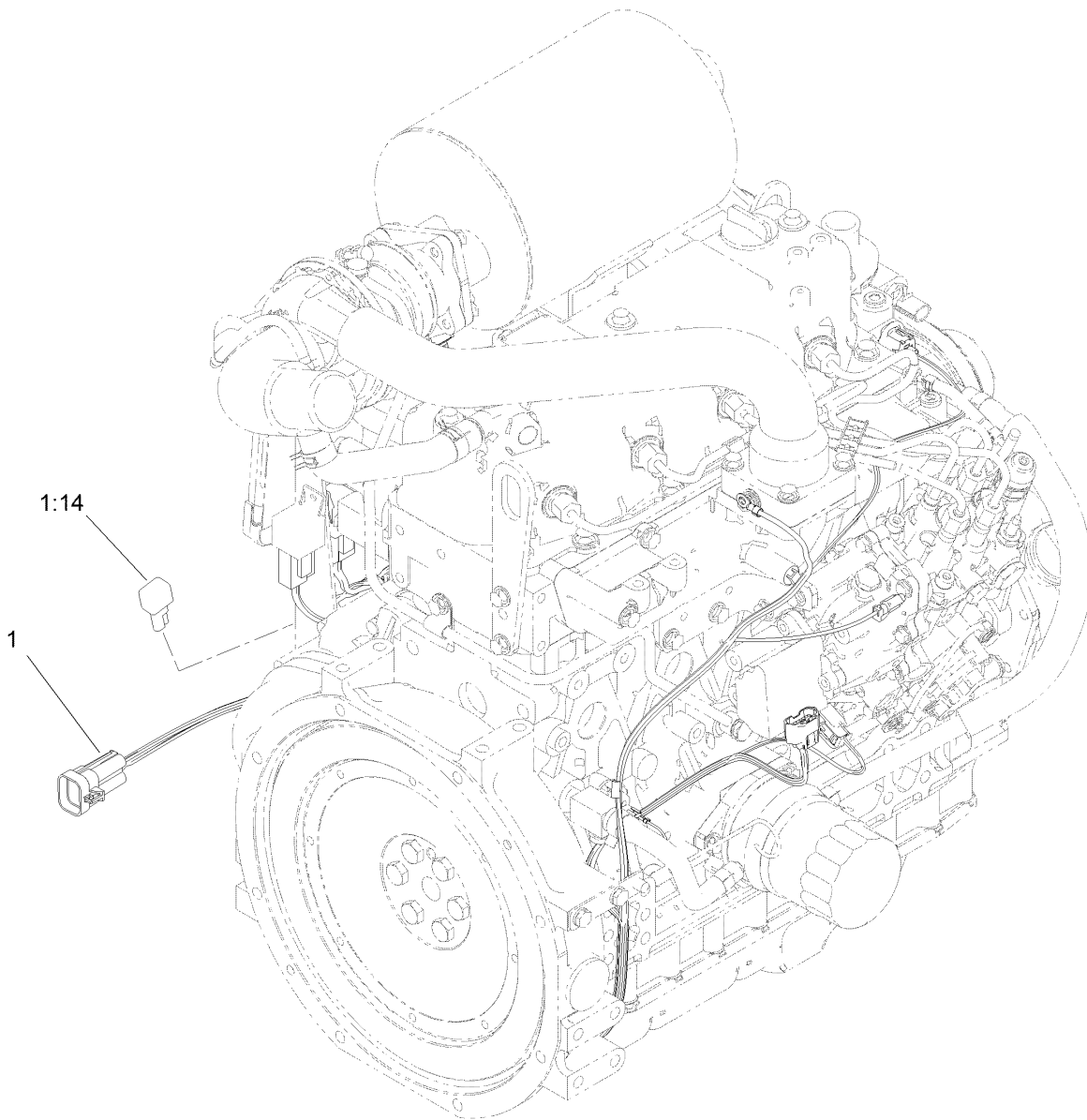
Rear Harness Assembly

<i>Ref.</i>	<i>Part Number</i>	<i>Qty.</i>	<i>Description</i>
1	120-6344	1	Harness-Wire, Rear



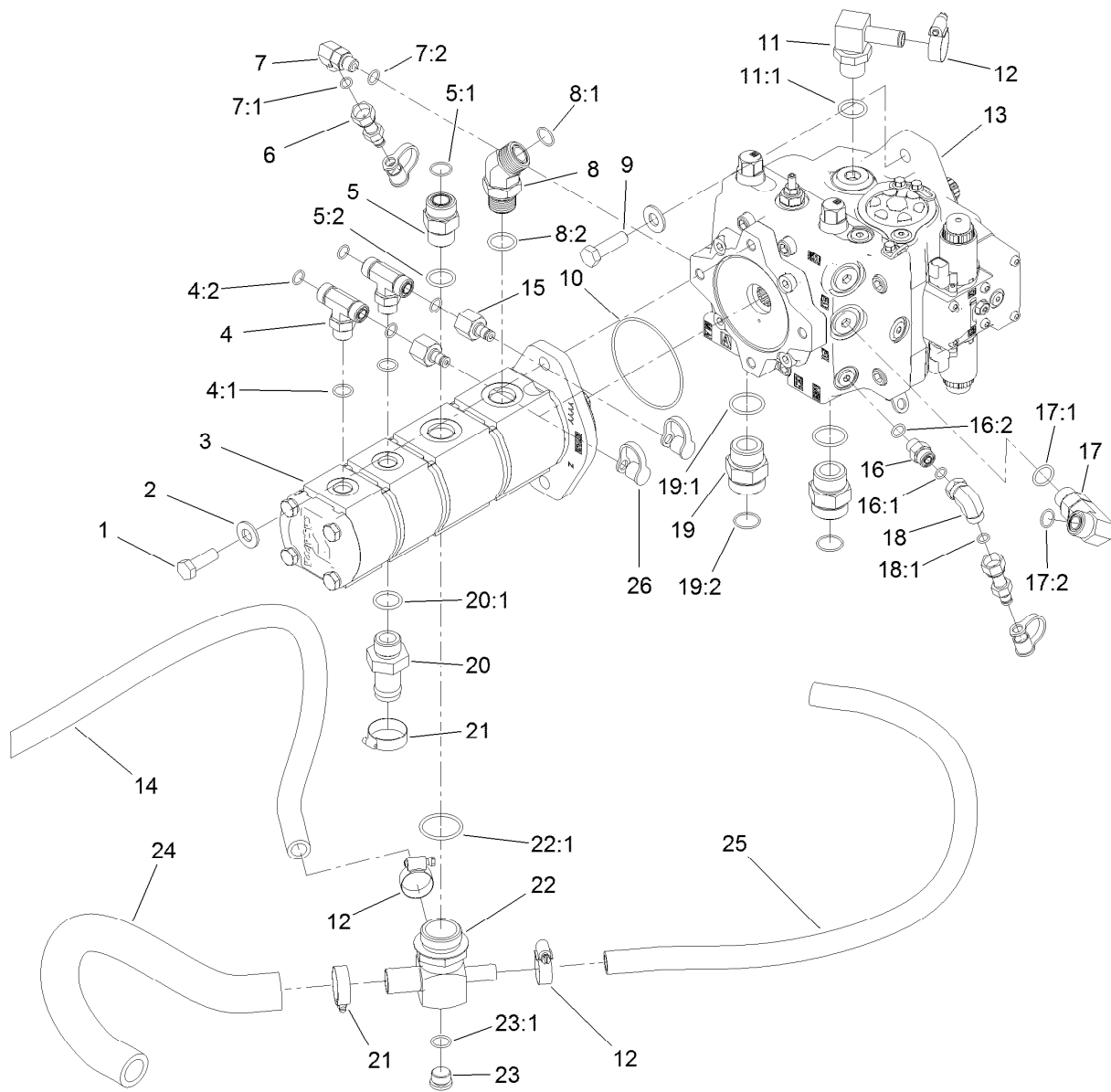
Battery Cable and Grounds Assembly

Ref.	Part Number	Qty.	Description
1	122-0071	1	Cable-Battery, Positive
2	32180-030	2	Clip-Tie
3	121-8898	1	Cable-Battery, Negative
4	121-8897	1	Cable-Battery, Positive
5	54-3094	1	Cable
6	108-9470	1	Harness-Wire, Fusible Link
7	33004-00	2	Nut-HF



Engine Harness Assembly

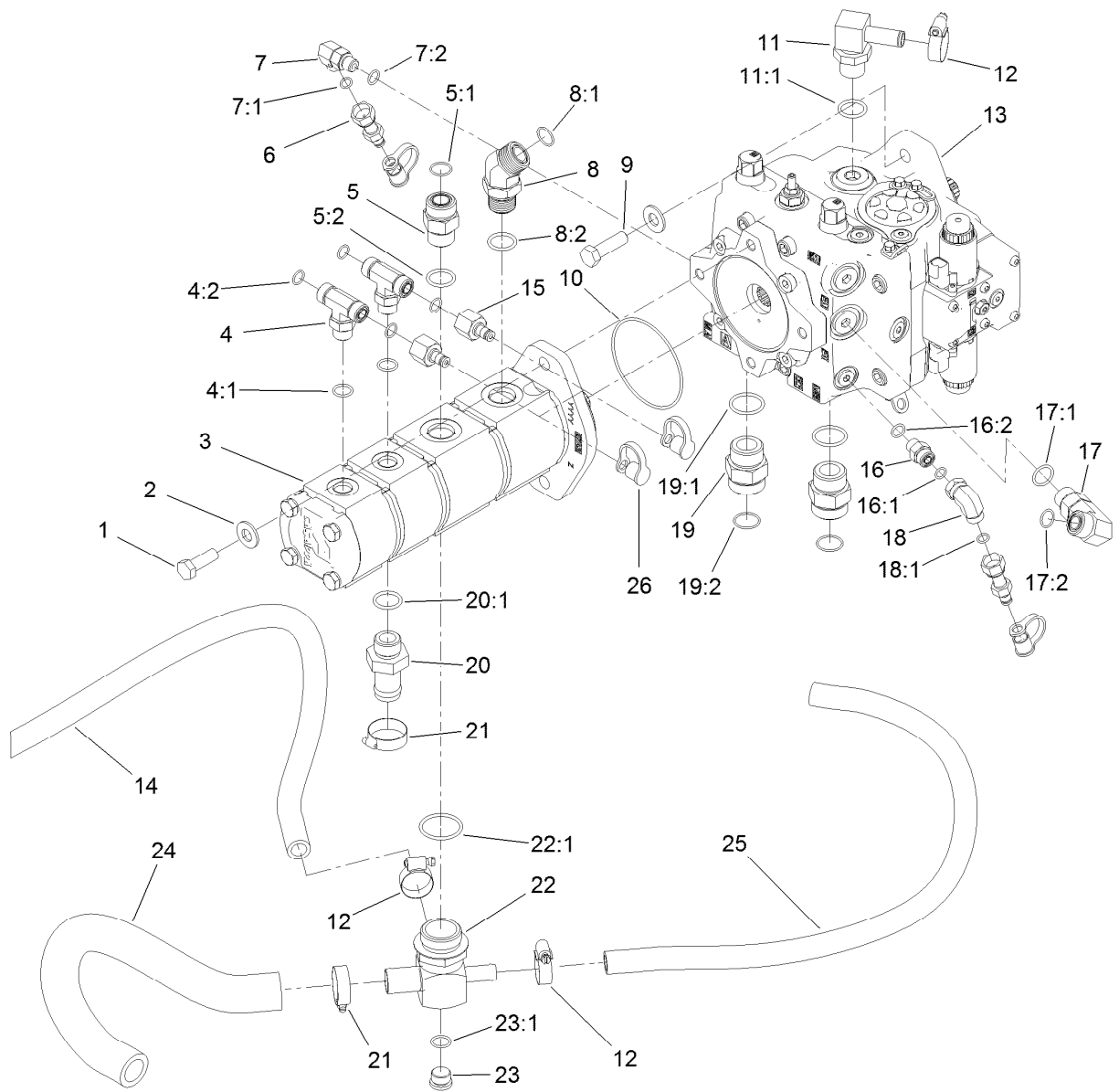
<i>Ref.</i>	<i>Part Number</i>	<i>Qty.</i>	<i>Description</i>
1	119-4351	1	Harness-Wire, Engine
1:14	100-4918	1	Diode



Piston Pump and Gear Pump Assembly

Ref.	Part Number	Qty.	Description
1	121-1525	2	Screw-HH
2	87-7270	4	Washer-Thrust
3	120-8904	1	4-Section Gear Pump ASM
4	340-157	2	Fitting-HYD, Tee
4:1	237-79	1	O-Ring
4:2	237-30	2	O-Ring
5	340-9	1	Fitting-STR
5:1	237-58	1	O-Ring
5:2	237-81	1	O-Ring
6	86-5480	2	Nipple-Test
7	340-77	1	Fitting-Elbow, 90 DEG
7:1	237-22	1	O-Ring
7:2	237-42	1	O-Ring
8	100-5530	1	Fitting-45 DEG
8:1	237-58	1	O-Ring
8:2	237-81	1	O-Ring
9	121-1524	2	Screw-HH
10	107-9447	1	O-Ring
11	117-3681	1	Fitting-HYD, 90 DEG
11:1	237-81	1	O-Ring
12	2412-129	3	Clamp-Hose

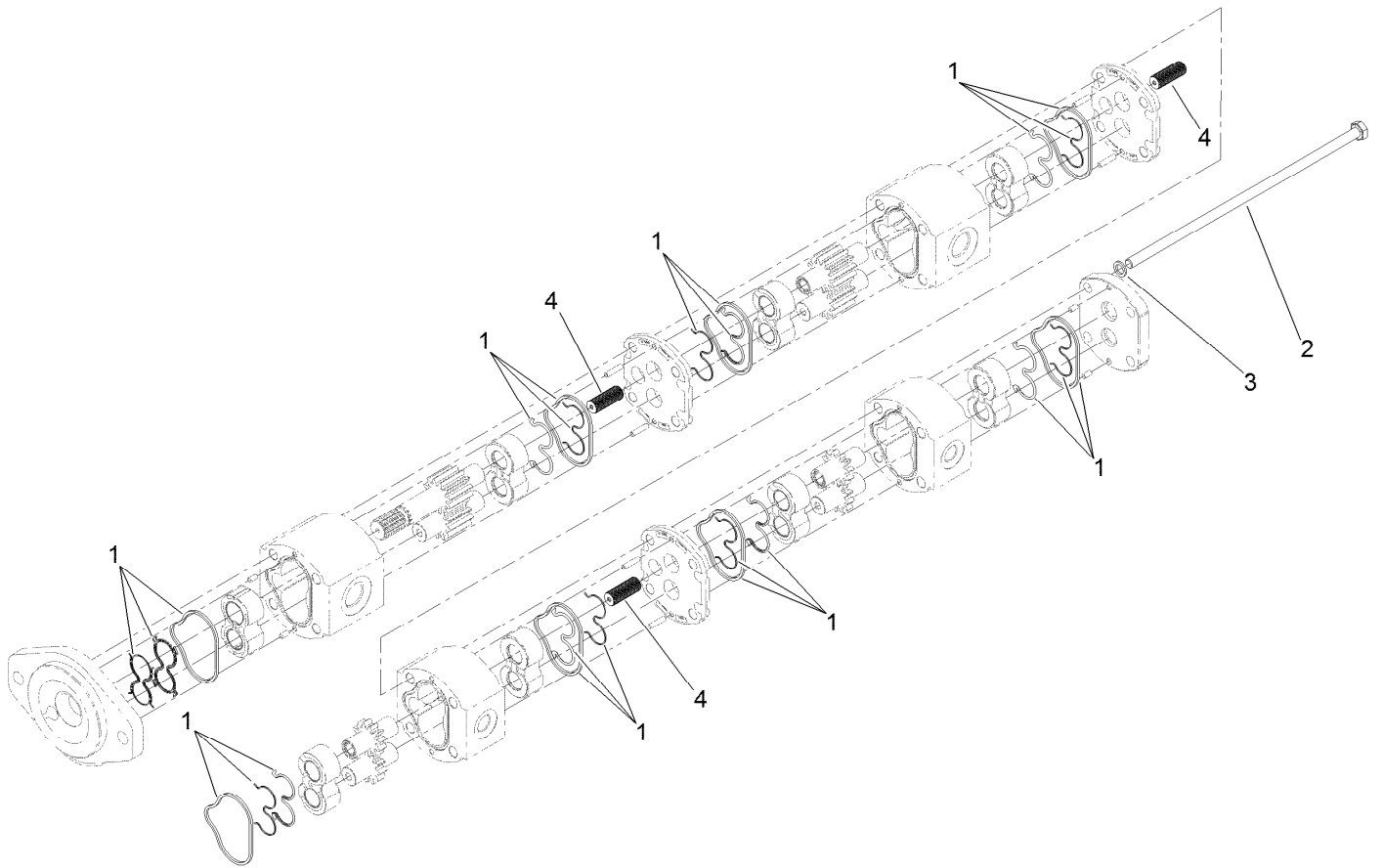
Ref.	Part Number	Qty.	Description
13	120-9059	1	Piston Pump ASM
14	121-1647	1	Hose-HYD
15	100-5616	2	Fitting
16	340-2	1	Fitting-Straight
16:1	237-22	1	O-Ring
16:2	237-42	1	O-Ring
17	121-1492	1	Fitting-90
17:1	237-80	1	O-Ring
17:2	237-65	1	O-Ring
18	340-159	1	Elbow-90
18:1	237-22	2	O-Ring
19	104-3797	2	Fitting-Straight
19:1	237-146	1	O-Ring
19:2	340-65	1	O-Ring
20	99-3017	1	Fitting
20:1	237-81	1	O-Ring
21	2412-34	2	Clamp-Hose
22	121-1682	1	Fitting-Tee
22:1	237-101	1	O-Ring
23	353-988	1	Plug-Hex
23:1	237-79	1	O-Ring



Piston Pump and Gear Pump Assembly (continued)

Ref.	Part Number	Qty.	Description
24	120-8815	1	Hose-Suction

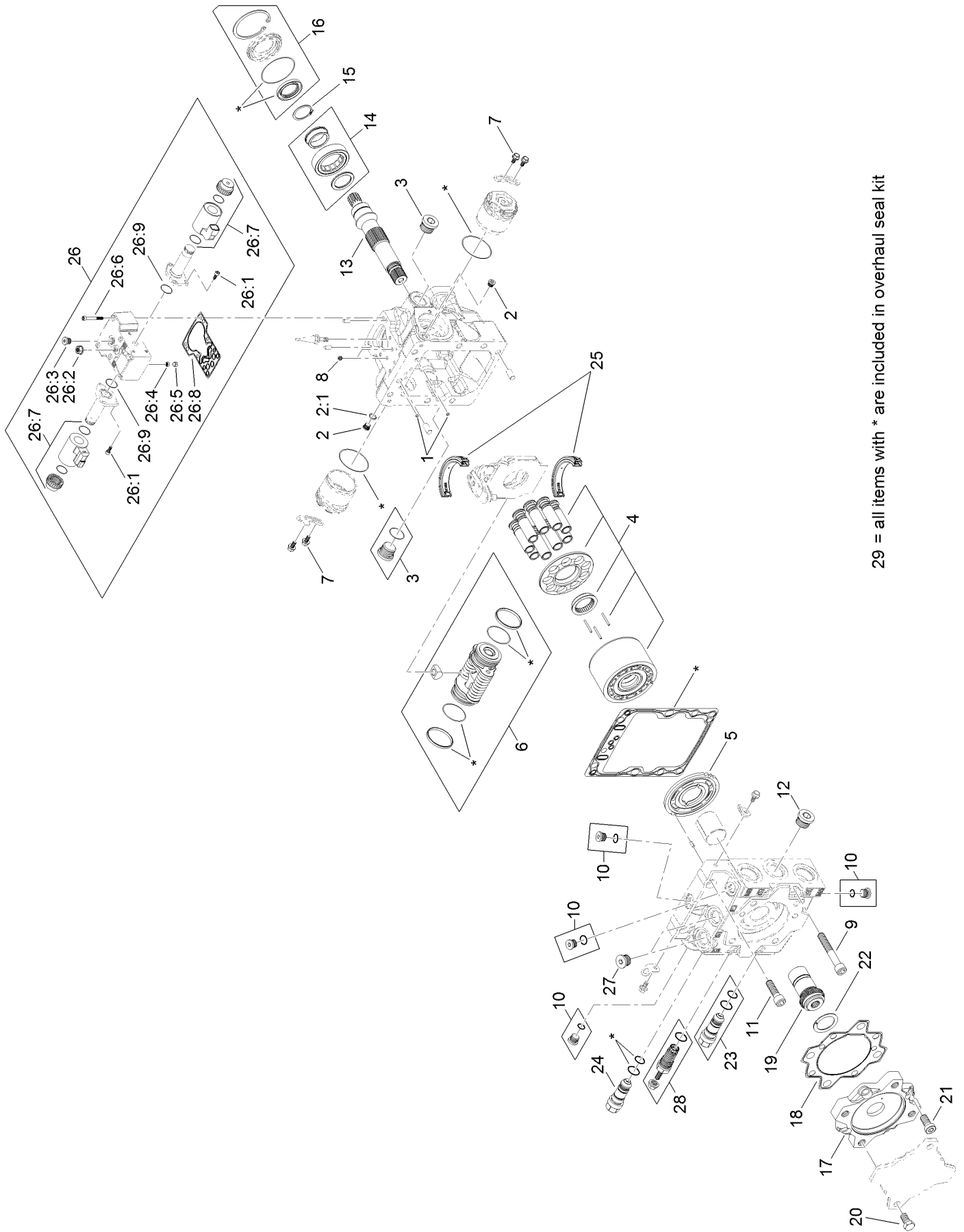
Ref.	Part Number	Qty.	Description
25	120-9050	1	Hose-HYD
26	354-79	4	Cap-Dust



4-Section Gear Pump Assembly No. 120-8904

<i>Ref.</i>	<i>Part Number</i>	<i>Qty.</i>	<i>Description</i>
1	115-3776	1	Seal Kit
2	121-1721	4	Bolt
3	121-1722	4	Washer
4	120-6284	3	Hub-Connecting

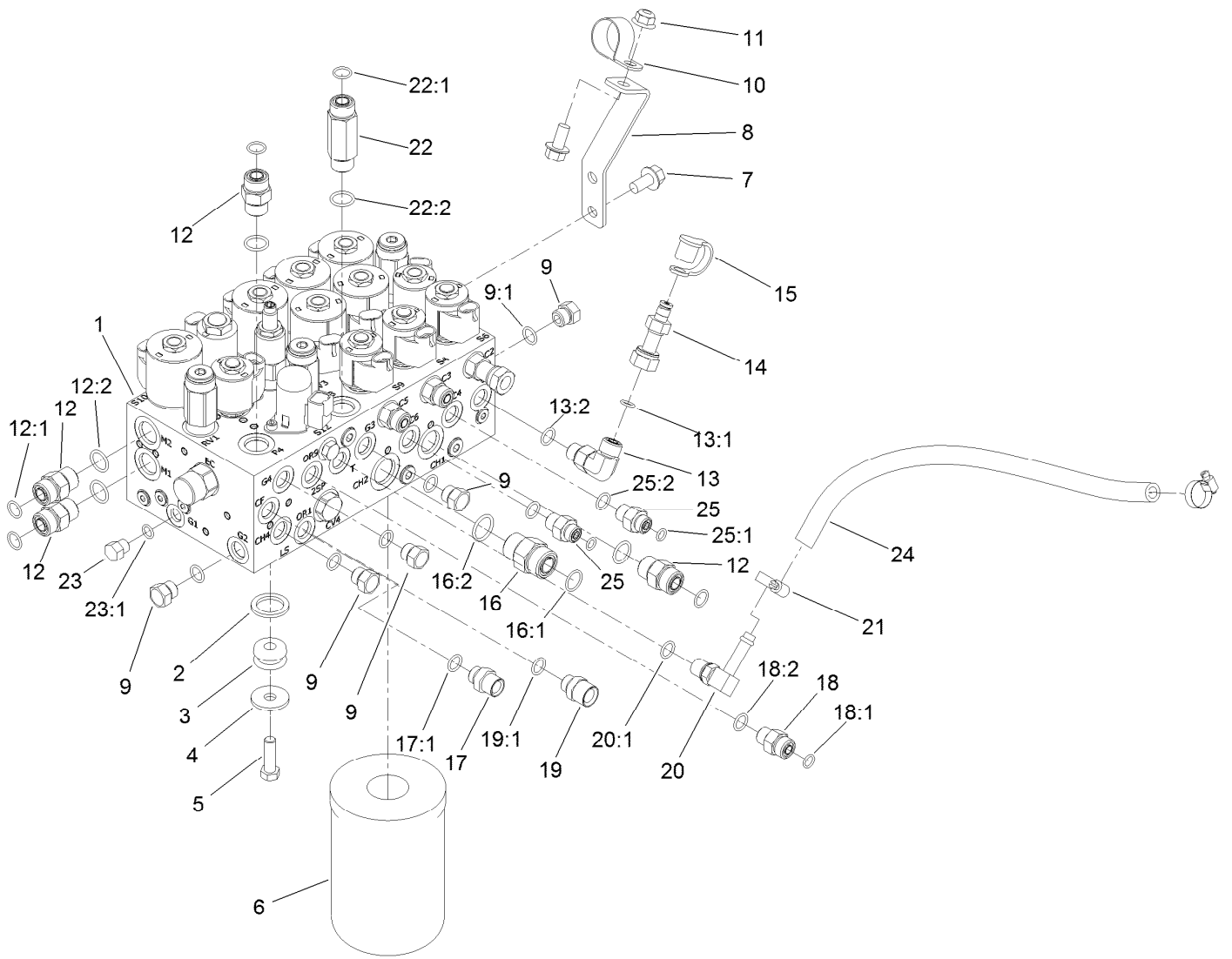
Piston Pump Assembly No. 120-9059



29 = all items with * are included in overhaul seal kit

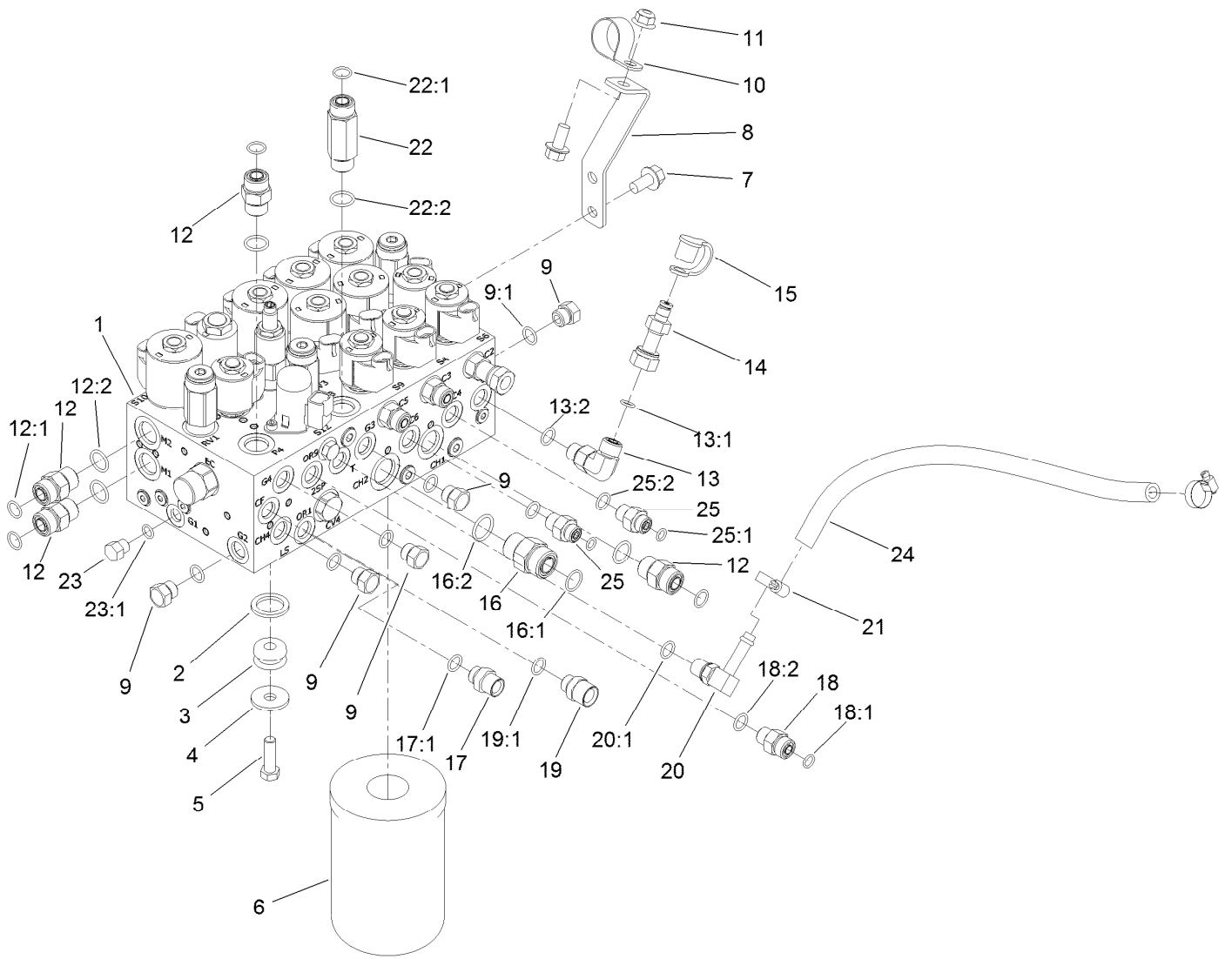
Piston Pump Assembly No. 120-9059 (continued)

<i>Ref.</i>	<i>Part Number</i>	<i>Qty.</i>	<i>Description</i>	<i>Ref.</i>	<i>Part Number</i>	<i>Qty.</i>	<i>Description</i>
1	125-5266	2	Screen	20	125-5281	4	Screw
2	75-0170	2	Plug-Thread, Straight	21	125-5282	4	Screw
2:1	92-8777	1	O-Ring	22	125-5287	1	Plate-Thrust
3	107-4352	2	Plug	23	121-1731	1	Valve-Relief, High Pressure
4	121-1723	1	Cylinder Block Kit	24	125-5291	1	Valve-Relief, High Pressure
5	121-1724	1	Plate-Valve, CW	25	121-1732	1	Swash Plate Bearing Kit
6	121-1725	1	Servo Piston ASM	26	125-5295	1	Control Kit (12 Volt)
7	125-5270	6	Screw	26:1	125-5272	6	Screw
8	125-5276	2	Orifice (0.8)	26:2	125-5273	1	Nut-Seal
9	121-1726	4	Screw	26:3	125-5302	1	Plug
10	125-5300	4	Plug ASM	26:4	125-5266	1	Screen
11	121-1727	2	Screw	26:5	125-5269	1	Ring-Locking
12	125-5301	1	Plug	26:6	125-5274	6	Screw
13	121-1728	1	Shaft	26:7	125-5294	2	Coil Kit
14	125-5279	1	Bearing-Roller	26:8	125-5283	1	Gasket-Control
15	125-5280	1	Ring-Retaining	26:9	125-5288	2	O-Ring
16	121-1729	1	Shaft Seal Kit	27	125-5303	2	Plug ASM
17	125-5284	1	Adapter	28	125-5297	1	Charge Relief Kit
18	125-5285	1	Seal-Adapter	29	121-1733	1	Overhaul Seal Kit
19	121-1730	1	Coupling				



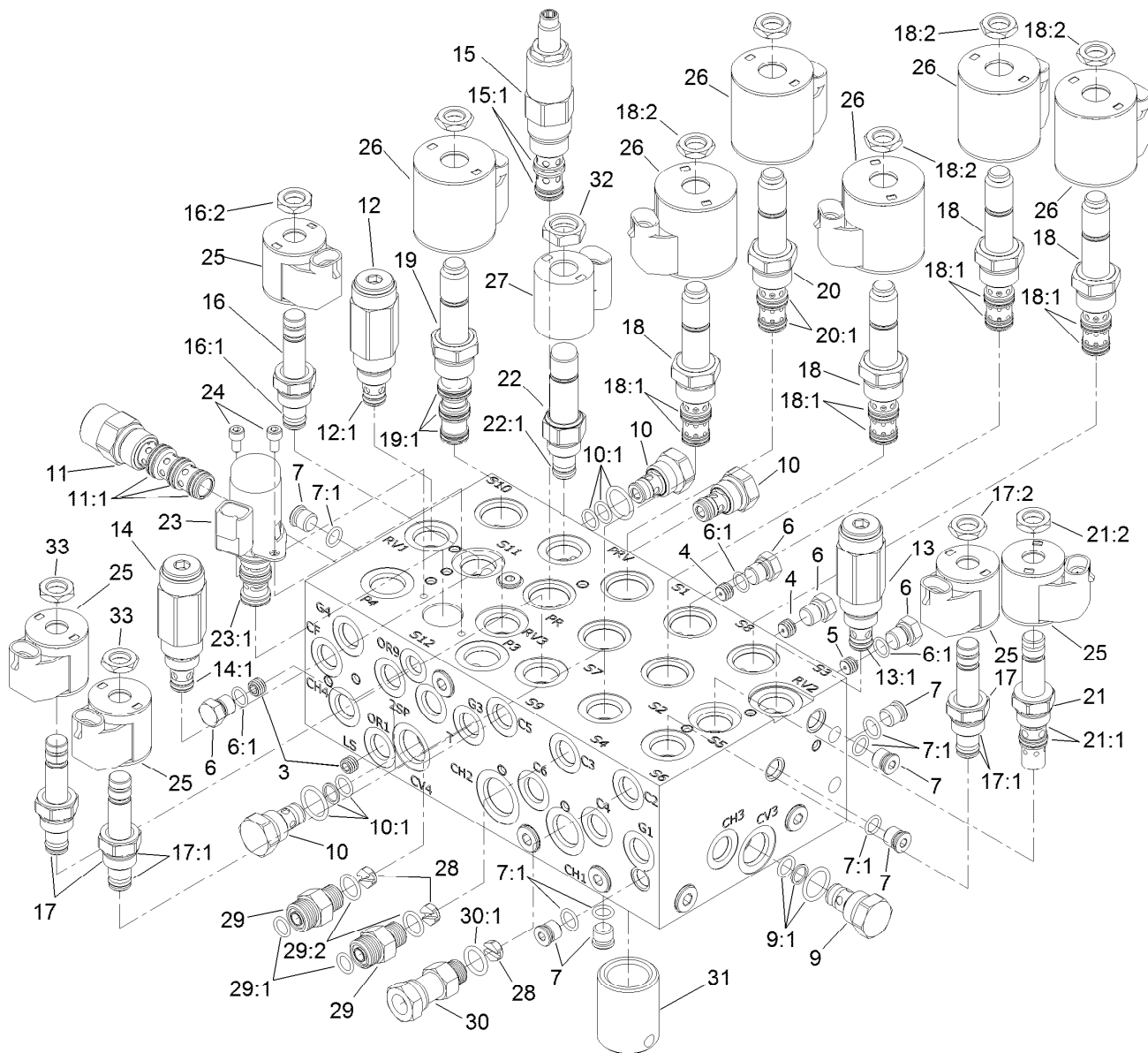
Combination Manifold Assembly

Ref.	Part Number	Qty.	Description	Ref.	Part Number	Qty.	Description
1	120-8842	1	HYD Combination Manifold ASM	16	340-7	1	Fitting-Straight
2	92-2650	3	Spacer-Clutch	16:1	237-65	1	O-Ring
3	63-9750	3	Mount	16:2	237-80	1	O-Ring
4	63-8410	3	Washer	17	120-8975	1	Fitting-Straight
5	323-7	3	Screw-HH	17:1	237-42	1	O-Ring
6	75-1310	1	Filter-HYD	18	340-2	1	Fitting-Straight
7	3234-1	3	Screw-HHF	18:1	237-22	1	O-Ring
8	121-1542	1	Plate-Mount, Hose	18:2	237-42	1	O-Ring
9	353-508	5	Plug-HH	19	120-8979	1	Fitting-Straight
9:1	237-42	1	O-Ring	19:1	237-42	1	O-Ring
10	2412-126	1	R-Clamp	20	100-4887	1	Fitting-Elbow, 90
11	104-8301	1	Nut-HF, NI	20:1	237-42	1	O-Ring
12	340-4	4	Fitting-Straight	21	2412-36	2	Clamp-Hose
12:1	237-30	1	O-Ring	22	119-4854	1	Fitting-STR
12:2	237-79	1	O-Ring	22:1	237-30	1	O-Ring
13	340-77	1	Fitting-Elbow, 90 DEG	22:2	237-79	1	O-Ring
13:1	237-22	1	O-Ring	23	353-512	1	Plug
13:2	237-42	1	O-Ring	23:1	237-78	1	O-Ring
14	86-5480	1	Nipple-Test	24	87-5730	1	Hose
15	354-79	1	Cap-Dust	25	340-1	2	Fitting-Straight



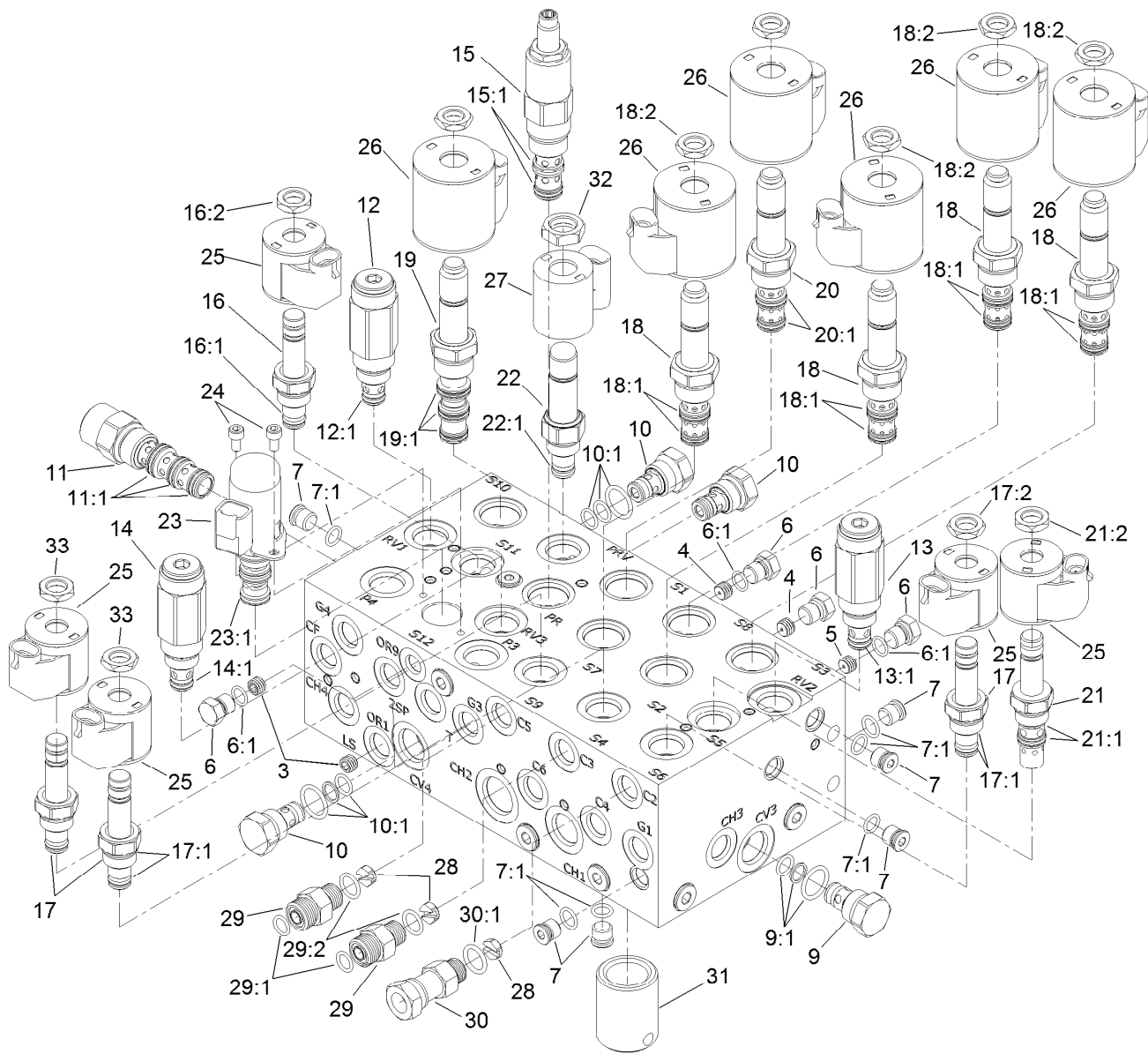
Combination Manifold Assembly (continued)

<i>Ref.</i>	<i>Part Number</i>	<i>Qty.</i>	<i>Description</i>
25:1	237-21	1	O-Ring
25:2	237-42	1	O-Ring



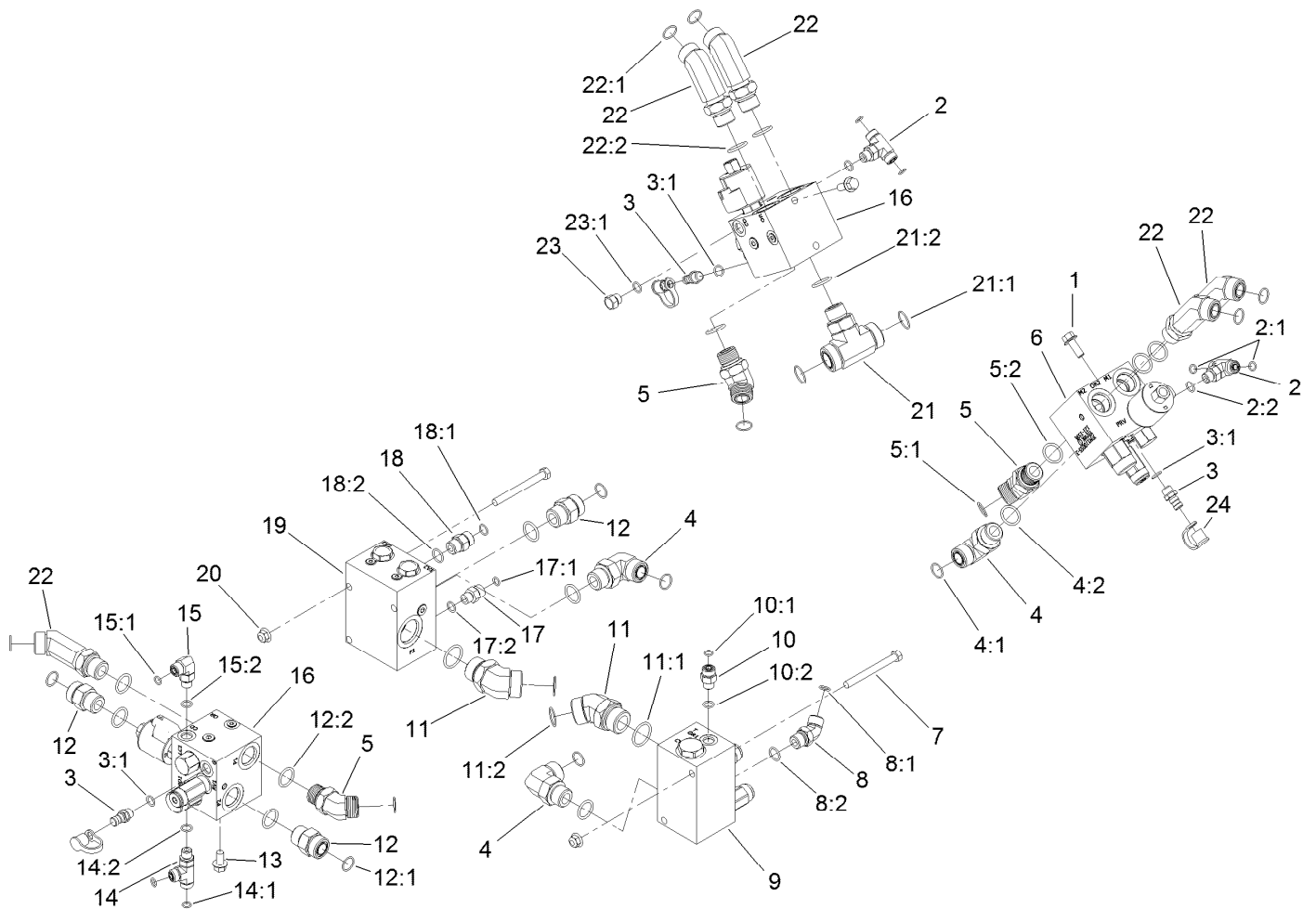
Combination Manifold Assembly No. 120-8842

Ref.	Part Number	Qty.	Description	Ref.	Part Number	Qty.	Description
3	110-5973	2	Orifice-0.030	15:1	105-9154	1	Seal Kit
4	112-6538	2	Orifice (.063 Inch)	16	107-7516	1	Solenoid Valve ASM
5	110-8883	1	Plug-Orifice (0.040)	16:1	105-9156	1	Seal Kit
6	117-0115	4	Plug	16:2	110-2634	1	Nut-Coil
6:1	237-78	1	O-Ring	17	112-9206	3	Solenoid Valve ASM
7	353-990	14	Plug ASM	17:1	105-9156	1	Seal Kit
7:1	237-78	1	O-Ring	17:2	110-2634	1	Nut-Coil
9	114-2873	1	Check Valve ASM	18	115-5400	4	Solenoid Valve ASM
9:1	105-9156	1	Seal Kit	18:1	107-7813	1	Seal Kit
10	105-9321	3	Check Valve ASM	18:2	110-2634	1	Nut-Coil
10:1	105-9156	1	Seal Kit	19	115-3023	1	Solenoid Valve ASM
11	115-5409	1	Compensator ASM	19:1	110-8908	1	Spool Valve Seal Kit
11:1	110-8908	1	Spool Valve Seal Kit	20	125-7556	1	Solenoid Valve ASM
12	125-7560	1	Relief Valve ASM	20:1	107-7813	1	Seal Kit
12:1	105-9156	1	Seal Kit	21	115-5405	1	Solenoid Valve ASM
13	125-7559	1	Relief Valve ASM	21:1	115-5413	1	Seal Kit
13:1	105-9156	1	Seal Kit	21:2	110-2634	1	Nut-Coil
14	125-7558	1	Relief Valve ASM	22	125-7555	1	Proportional Relief Valve ASM
14:1	105-9156	1	Seal Kit	22:1	110-6316	1	Seal Kit
15	125-7557	1	Pressure Reducing Valve ASM	23	125-7554	1	Valve-Solenoid



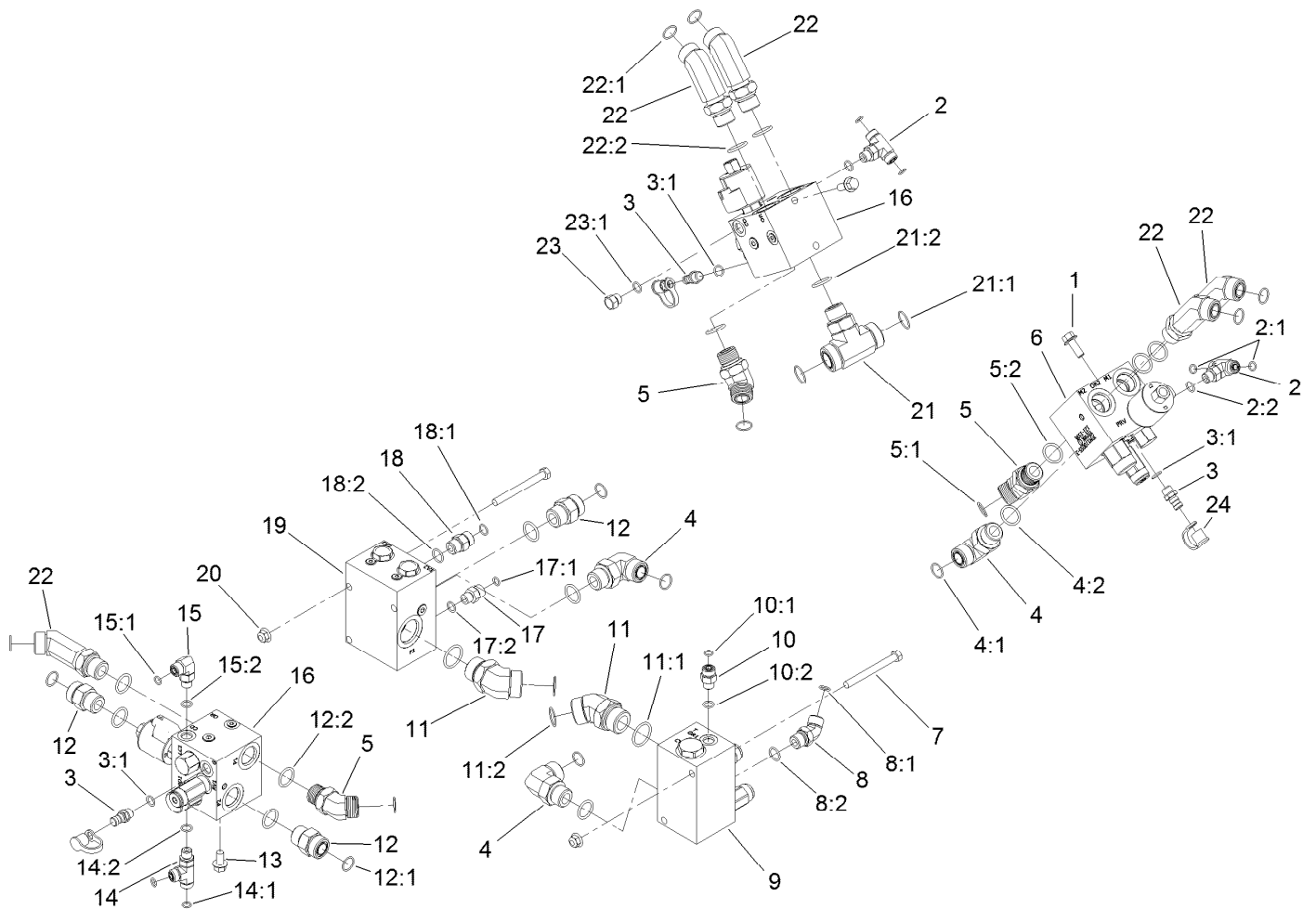
Combination Manifold Assembly No. 120-8842 (continued)

<i>Ref.</i>	<i>Part Number</i>	<i>Qty.</i>	<i>Description</i>	<i>Ref.</i>	<i>Part Number</i>	<i>Qty.</i>	<i>Description</i>
23:1	125-7561	1	Seal Kit	29:1	237-22	1	O-Ring
24	115-8733	2	Screw-HSH	29:2	237-42	1	O-Ring
25	110-0497	5	Coil-Solenoid	30	104-3779	1	Connector-Swivel, Straight
26	110-6344	6	Coil-12V, DC	30:1	237-42	1	O-Ring
27	125-7553	1	E-Coil, 12Vdc	31	125-7551	1	Nipple-Filter
28	125-7552	3	Orifice-Check, .070 DIA	32	125-7550	1	Nut-Coil
29	340-2	2	Fitting-Straight	33	110-2634	11	Nut-Coil



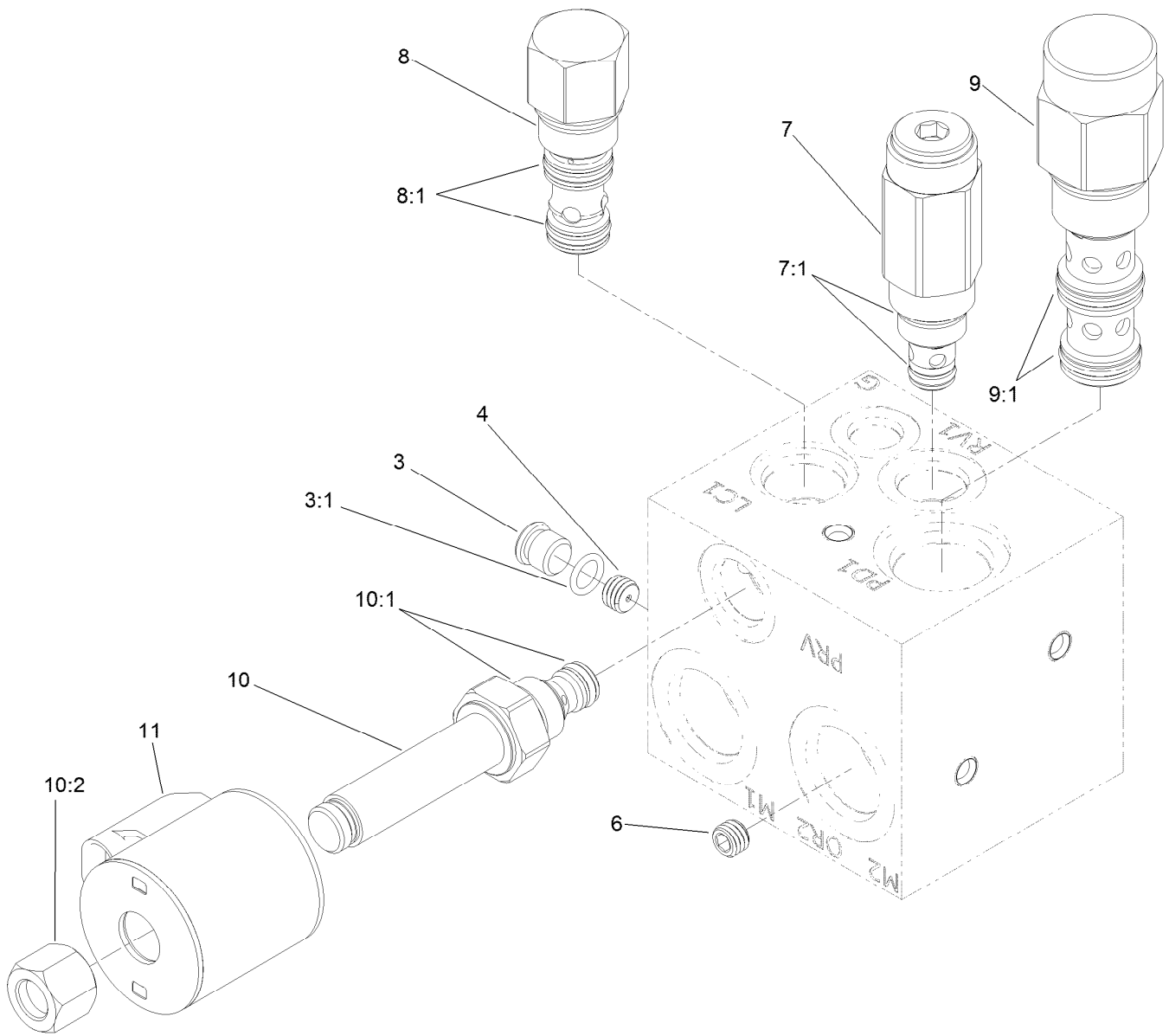
Manifold Block Assembly

<i>Ref.</i>	<i>Part Number</i>	<i>Qty.</i>	<i>Description</i>	<i>Ref.</i>	<i>Part Number</i>	<i>Qty.</i>	<i>Description</i>
1	3234-11	4	Screw-HHF	11	104-3509	2	Fitting-HYD, 45 DEG
2	340-94	2	Adapter	11:1	237-146	1	O-Ring
2:1	237-22	2	O-Ring	11:2	340-65	1	O-Ring
2:2	237-42	1	O-Ring	12	340-9	3	Fitting-STR
3	59-7410	3	Fitting-Diagnostic	12:1	237-58	1	O-Ring
3:1	237-42	1	O-Ring	12:2	237-81	1	O-Ring
4	340-142	3	Fitting-Elbow, 90 DEG	13	3234-1	2	Screw-HHF
4:1	237-58	1	O-Ring	14	340-86	1	Fitting-Tee
4:2	237-81	1	O-Ring	14:1	237-22	2	O-Ring
5	100-5530	3	Fitting-45 DEG	14:2	237-42	1	O-Ring
5:1	237-58	1	O-Ring	15	340-77	1	Fitting-Elbow, 90 DEG
5:2	237-81	1	O-Ring	15:1	237-22	1	O-Ring
6	121-1536	1	Manifold-PTO, Left	15:2	237-42	1	O-Ring
7	323-42	4	Screw-HH	16	121-1537	2	Manifold-PTO, Center And Right
8	340-101	1	Fitting-HYD, 45 DEG	17	92-9258	1	Adapter-Check
8:1	237-30	1	O-Ring	17:1	237-22	1	O-Ring
8:2	237-79	1	O-Ring	17:2	237-42	1	O-Ring
9	121-1530	1	Manifold-Traction, Rear	18	100-4890	1	Fitting-Check
10	340-2	1	Fitting-Straight	18:1	237-79	1	O-Ring
10:1	237-22	1	O-Ring	18:2	237-30	1	O-Ring
10:2	237-42	1	O-Ring				



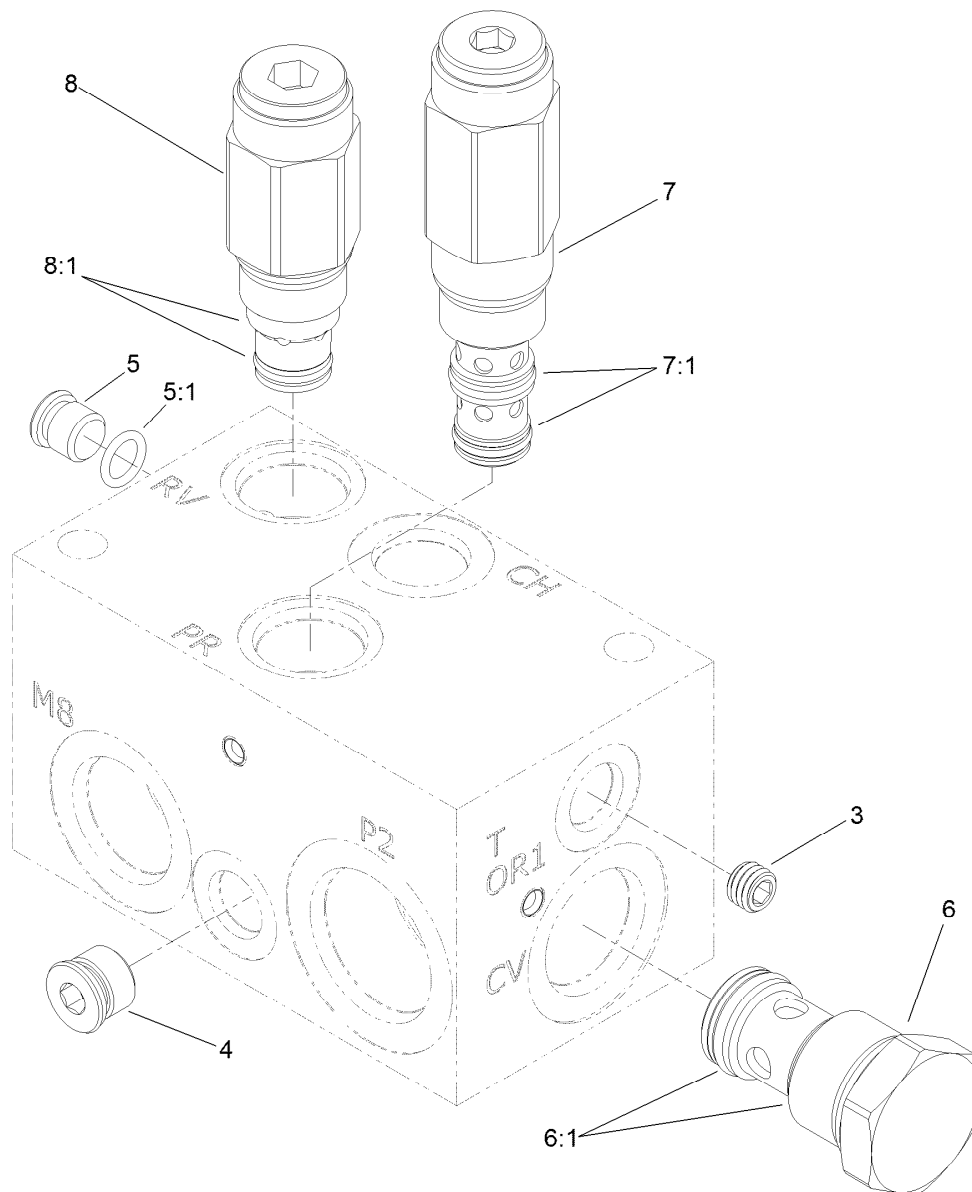
Manifold Block Assembly (continued)

<i>Ref.</i>	<i>Part Number</i>	<i>Qty.</i>	<i>Description</i>	<i>Ref.</i>	<i>Part Number</i>	<i>Qty.</i>	<i>Description</i>
19	121-1550	1	Flow Divider Manifold ASM	22:1	237-58	1	O-Ring
20	104-8301	4	Nut-HF, NI	22:2	237-81	1	O-Ring
21	120-8825	1	Fitting-Tee	23	353-508	1	Plug-HH
21:1	340-65	2	O-Ring	23:1	237-42	1	O-Ring
21:2	237-81	1	O-Ring	24	354-79	3	Cap-Dust
22	120-8982	5	Fitting-45 DEG				



Left Power-Take-Off Manifold Assembly No. 121-1536

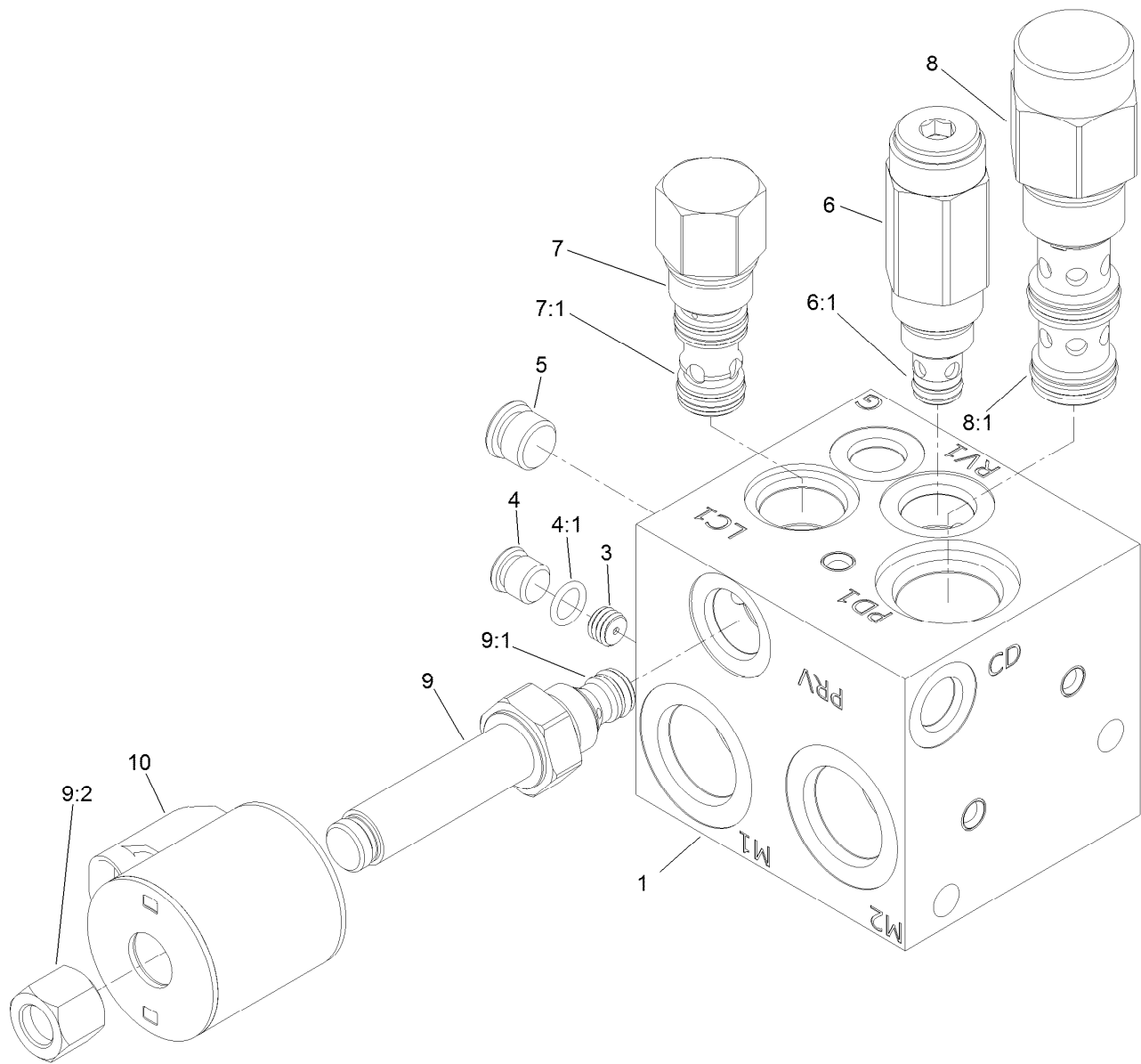
<i>Ref.</i>	<i>Part Number</i>	<i>Qty.</i>	<i>Description</i>
3	353-990	1	Plug ASM
3:1	237-78	1	O-Ring
4	117-8315	1	Orifice (.025 Inch)
6	112-6538	1	Orifice (.063 Inch)
7	114-5512	1	Valve-Relief, 600 PSI
7:1	105-9156	1	Seal Kit
8	105-9153	1	Element-Logic, Vented
8:1	119-2159	1	Seal Kit
9	125-4327	1	Valve-Directional, Pilot
9:1	114-5515	1	Seal Kit
10	117-0227	1	Valve-Relief, Proportional
10:1	105-9156	1	Seal Kit
10:2	119-2160	1	Nut-Coil
11	110-2630	1	Coil-12Vdc



Rear Traction Manifold Assembly No. 121-1530

Ref.	Part Number	Qty.	Description
3	107-7525	1	Plug-Orifice (.050 Inch)
4		1	Plug ●
5	353-990	1	Plug ASM
5:1	237-78	1	O-Ring
6	125-4328	1	Valve-Check
6:1	125-4336	1	Seal Kit
7	125-4329	1	Valve-Reducing
7:1	125-4334	1	Seal Kit
8	125-4331	1	Valve-Relief
8:1	110-6316	1	Seal Kit

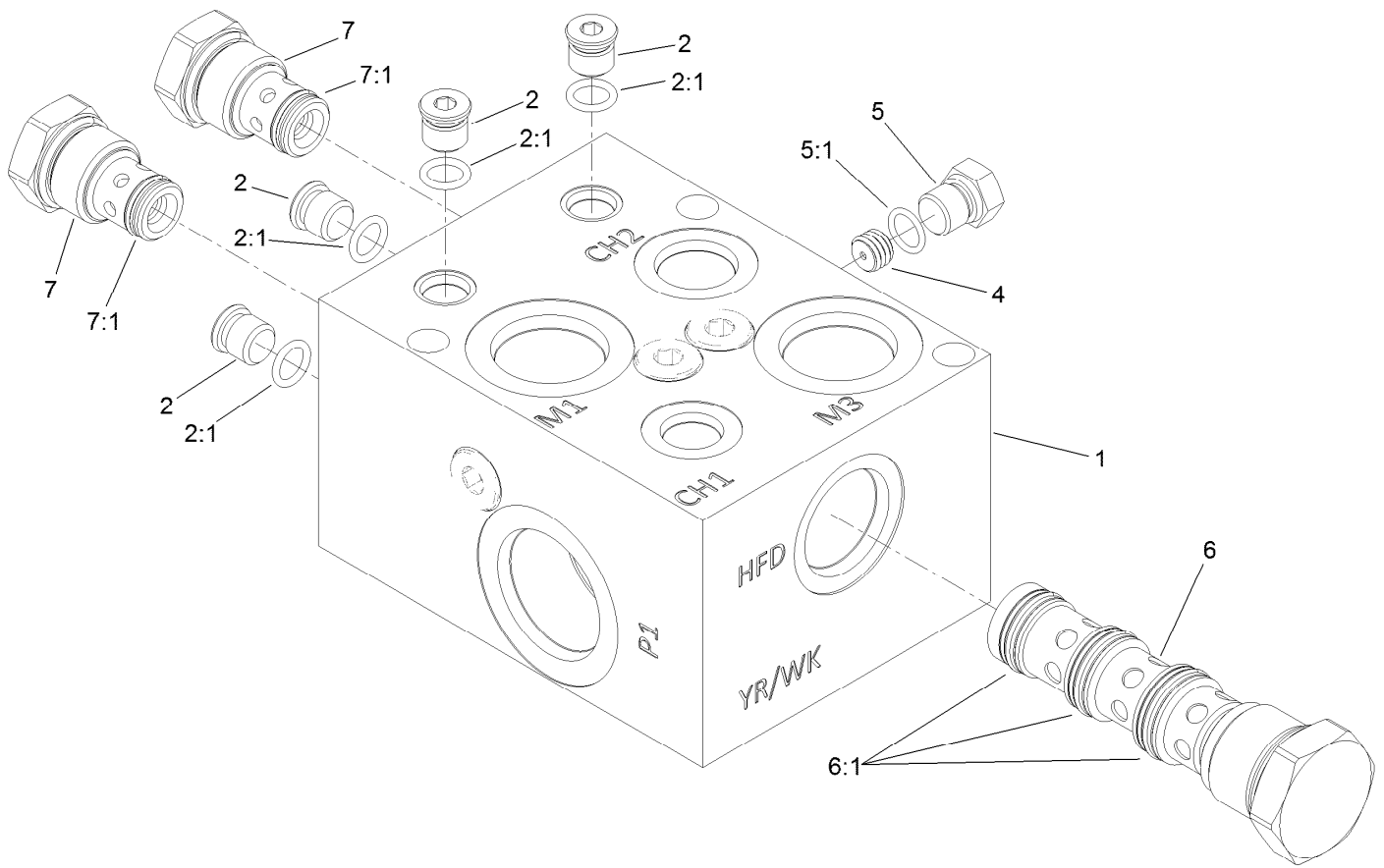
● Not serviced separately



Center and Right Power-Take-Off Manifold Assembly No. 121-1537

<i>Ref.</i>	<i>Part Number</i>	<i>Qty.</i>	<i>Description</i>
1		1	Manifold Block ●
3	117-8315	1	Orifice (.025 Inch)
4	353-990	1	Plug ASM
4:1	237-78	1	O-Ring
5		1	Plug ●
6	114-5512	1	Valve-Relief, 600 PSI
6:1	105-9156	1	Seal Kit
7	105-9153	1	Element-Logic, Vented
7:1	119-2159	1	Seal Kit
8	125-4327	1	Valve-Directional, Pilot
8:1	114-5515	1	Seal Kit
9	117-0227	1	Valve-Relief, Proportional
9:1	105-9156	1	Seal Kit
9:2	119-2160	1	Nut-Coil
10	110-2630	1	Coil-12Vdc

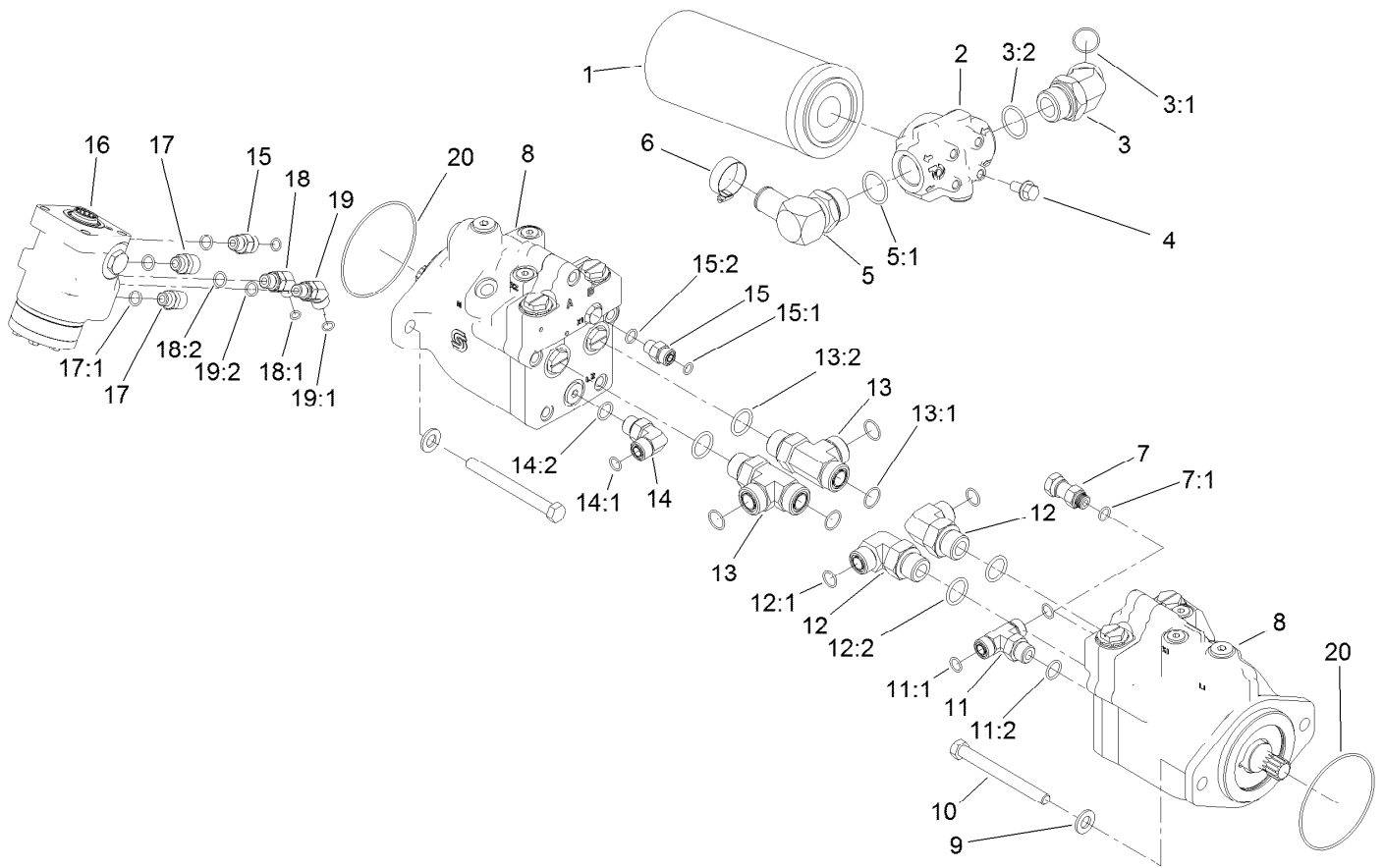
● Not serviced separately



Flow Divider Manifold Assembly No. 121-1550

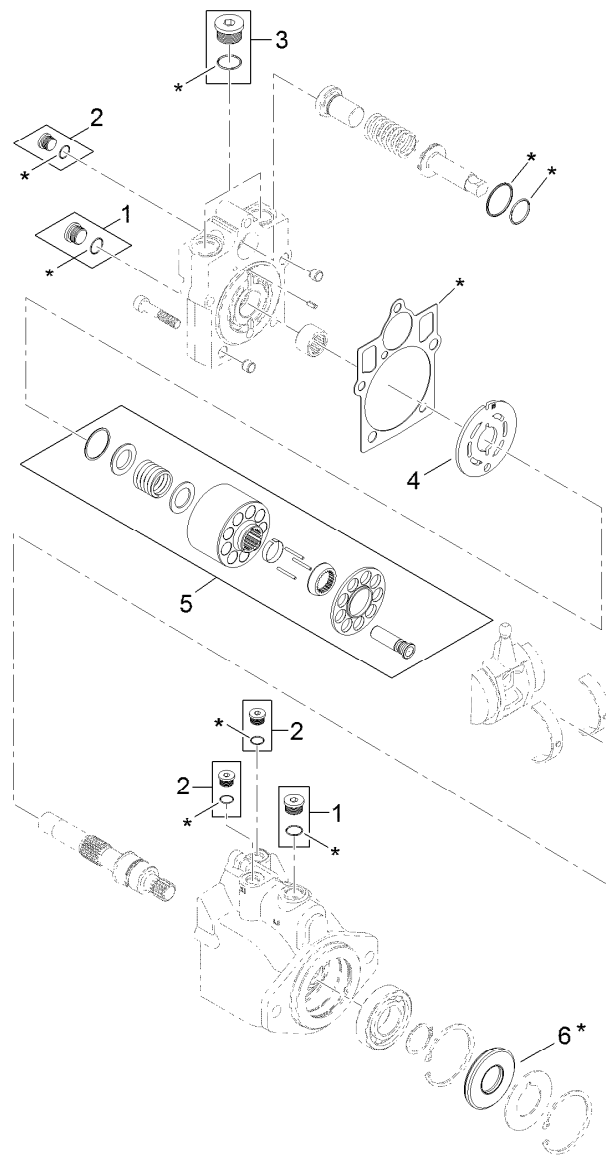
Ref.	Part Number	Qty.	Description
1		1	Manifold Block ●
2	353-990	4	Plug ASM
2:1	237-78	1	O-Ring
4	112-6538	1	Orifice (.063 Inch)
5	117-0115	1	Plug
5:1	237-78	1	O-Ring
6	125-4332	1	Valve-Flow Divider
6:1	125-4338	1	Seal Kit
7	125-4333	2	Valve-Check
7:1	125-4337	1	Seal Kit

● Not serviced separately



Drive Motor, Steer Valve and Filter Head Assembly

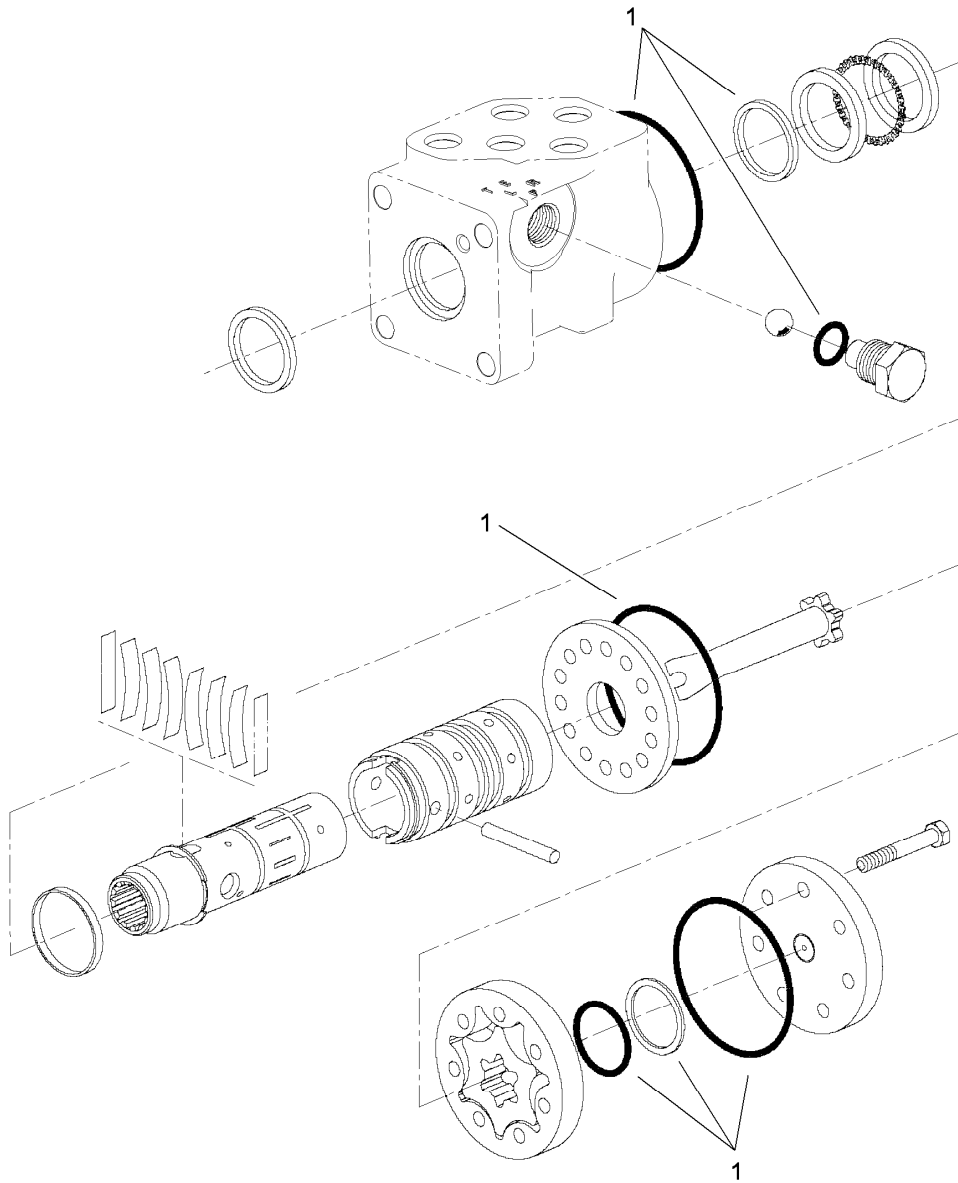
Ref.	Part Number	Qty.	Description	Ref.	Part Number	Qty.	Description
1	94-2621	1	Element-Filter	13	340-148	2	Fitting-Tee
2	121-1577	1	Head-Filter	13:1	237-81	1	O-Ring
3	104-3509	1	Fitting-HYD, 45 DEG	13:2	237-58	2	O-Ring
3:1	237-146	1	O-Ring	14	340-98	1	Fitting-Elbow, 90 DEG
3:2	340-65	1	O-Ring	14:1	237-79	1	O-Ring
4	3234-1	4	Screw-HHF	14:2	237-30	1	O-Ring
5	23-8910	1	Stem-Barb-90	15	340-2	2	Fitting-Straight
5:1	237-146	1	O-Ring	15:1	237-22	1	O-Ring
6	2412-34	1	Clamp-Hose	15:2	237-42	1	O-Ring
7	104-3779	1	Connector-Swivel, Straight	16	114-4900	1	Steering Valve ASM
7:1	237-42	1	O-Ring	17	120-8979	2	Fitting-Straight
8	120-8812	2	HYD Motor ASM	17:1	237-42	1	O-Ring
9	106-9888	4	Washer-Flat	18	340-137	1	Fitting
10	33116-120	4	Screw-HH	18:1	237-21	1	O-Ring
11	340-157	1	Fitting-HYD, Tee	18:2	237-42	1	O-Ring
11:1	237-79	1	O-Ring	19	340-87	1	Fitting-Elbow, 45 DEG
11:2	237-30	2	O-Ring	19:1	237-22	1	O-Ring
12	340-139	2	Fitting-Elbow 90	19:2	237-42	1	O-Ring
12:1	237-81	1	O-Ring	20	237-166	2	O-Ring
12:2	237-65	1	O-Ring				



7 = all items with * are included in overhaul seal kit

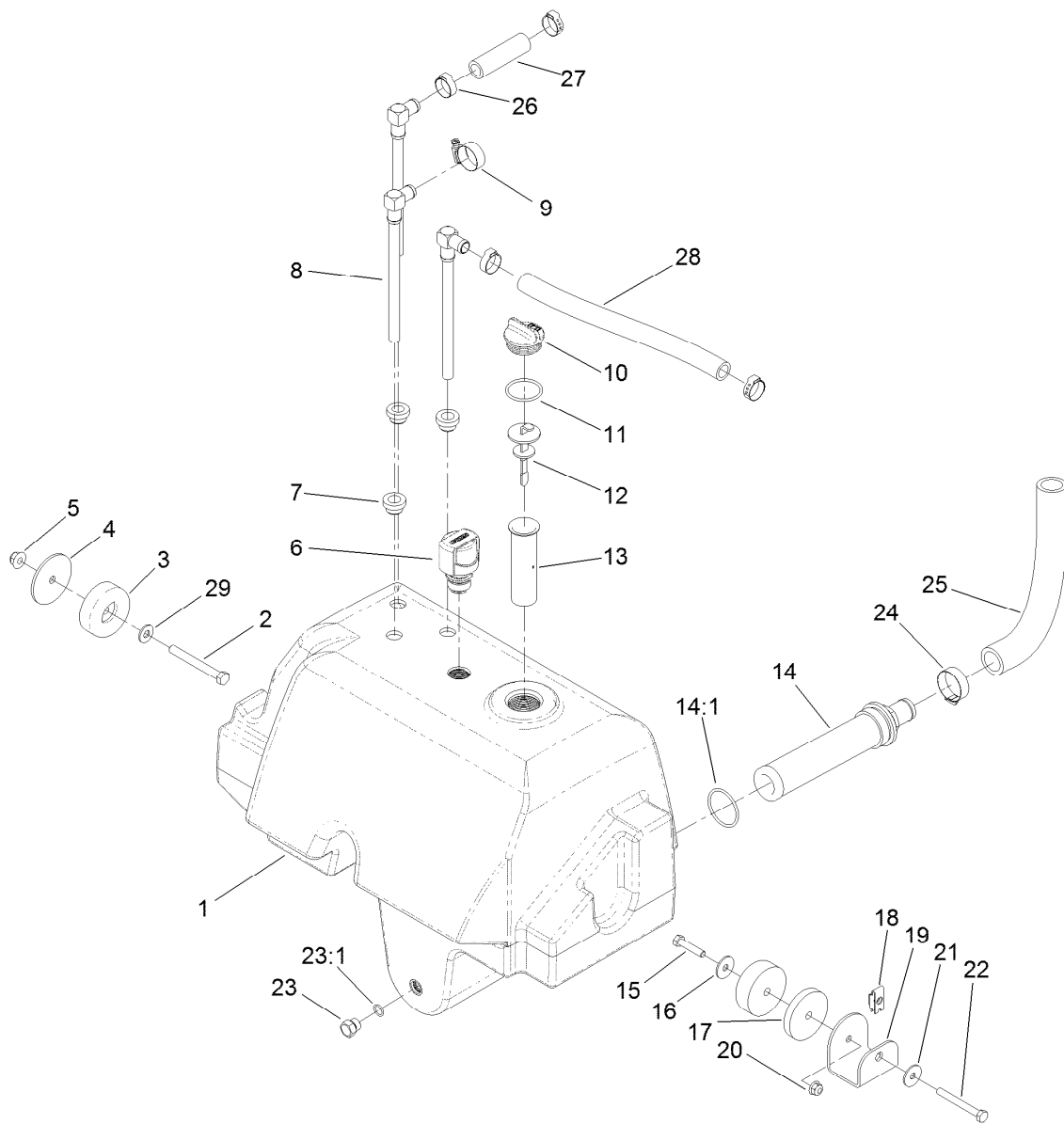
Hydraulic Motor Assembly No. 120-8812

<i>Ref.</i>	<i>Part Number</i>	<i>Qty.</i>	<i>Description</i>
1	67-9090	2	Plug
2	75-0070	3	Plug
3	107-4352	1	Plug
4	121-1734	1	Plate-Valve
5	121-1735	1	Cylinder Block Kit
6	69-3190	1	Seal-Lip
7	121-1736	1	Overhaul Seal Kit



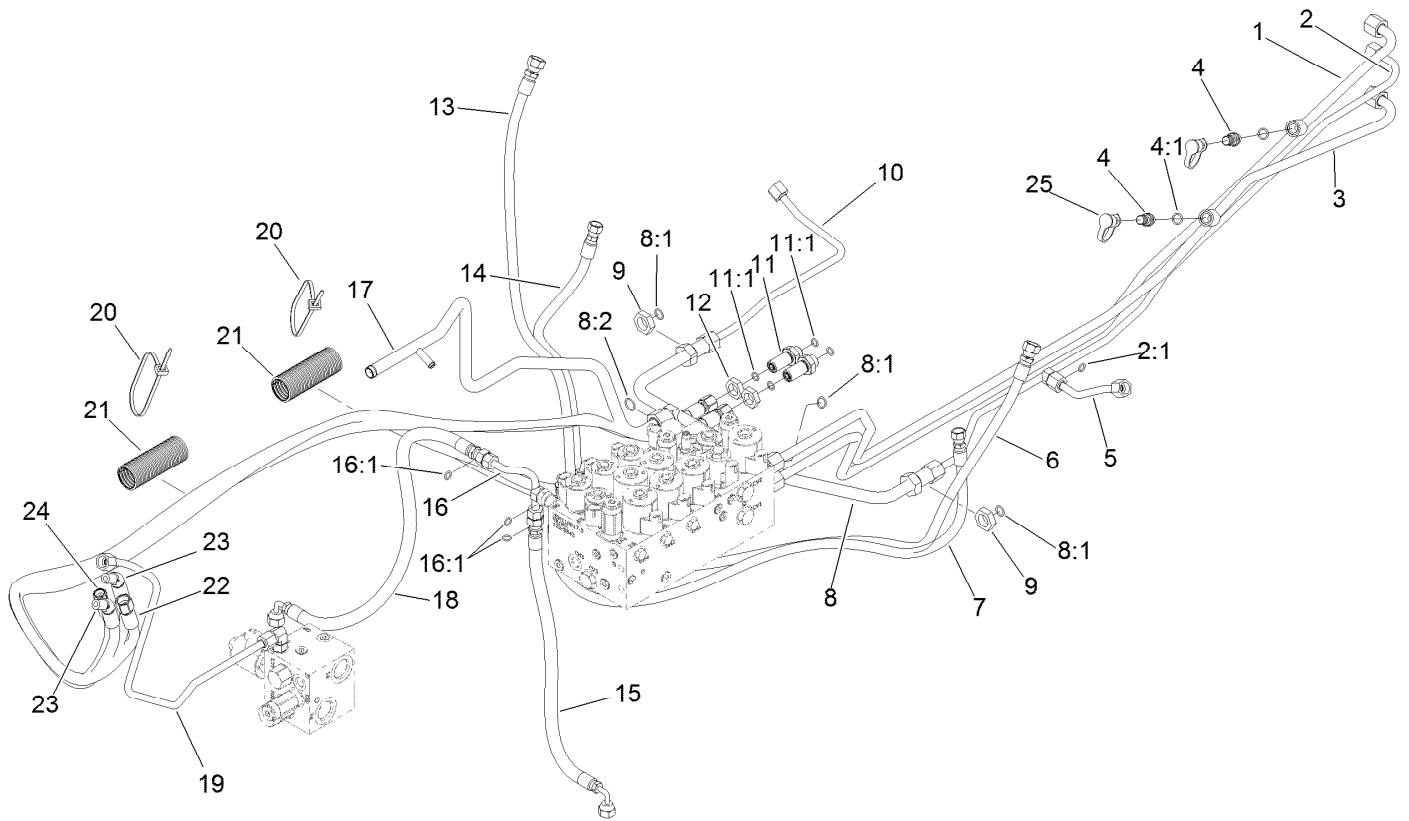
Steering Valve Assembly No. 114-4900

<i>Ref.</i>	<i>Part Number</i>	<i>Qty.</i>	<i>Description</i>
1	115-5480	1	Seal Kit



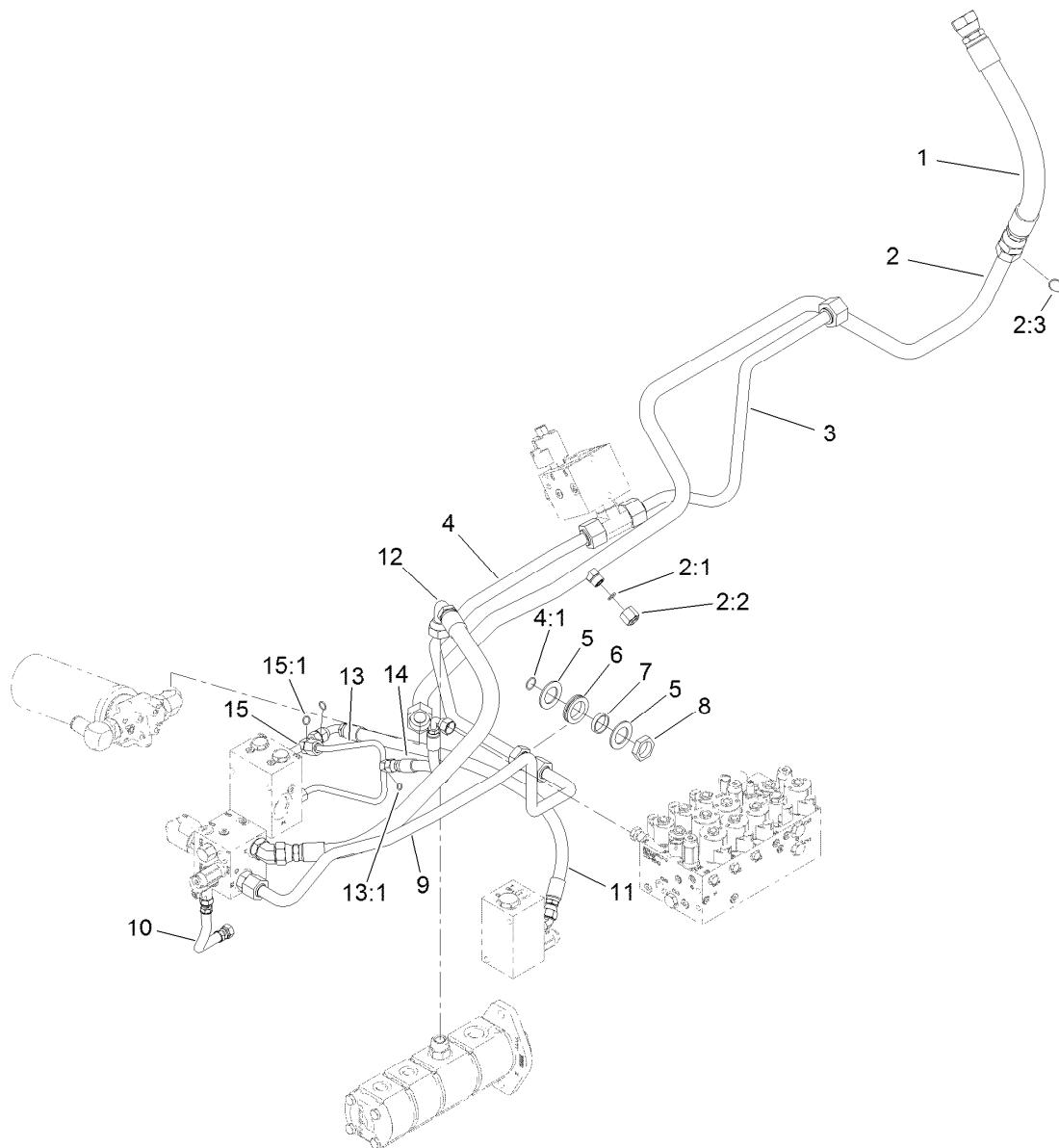
Hydraulic Reservoir Assembly

Ref.	Part Number	Qty.	Description	Ref.	Part Number	Qty.	Description
1	120-9077	1	Reservoir-HYD	16	3256-22	1	Washer-Flat
2	323-20	1	Screw-HH	17	121-1533	1	Spacer-Thick
3	108-1605	2	Bumper-Recess	18	110-3510	1	Nut-Retainer
4	121-1456	1	Spacer-Thin	19	121-1557-03	1	Mount-Tank
5	104-8301	1	Nut-HF, NI	20	104-8300	1	Nut-HF, NI
6	115-9793	1	Breather	21	3256-82	1	Washer-Flat
7	104-0790	3	Bushing	22	322-13	1	Screw-HH
8	114-0002	3	Pipe-Stand	23	353-508	1	Plug-HH
9	2412-129	1	Clamp-Hose	23:1	237-42	1	O-Ring
10	93-7498	1	Plug-Plastic	24	2412-34	1	Clamp-Hose
11	237-101	1	O-Ring	25	120-8810	1	Hose-Strainer
12	105-2812	1	Dipstick	26	115-5436	4	Clamp-Hose, Crimp
13	92-1705	1	Filter-Screen	27	114-4920	1	Hose
14	104-7546	1	Tank Strainer ASM	28	121-1521	1	Hose
14:1	340-136	1	O-Ring	29	3256-3	1	Washer-Flat
15	322-7	1	Screw-HH				



Lift, Steer and Fan Hydraulic Assembly

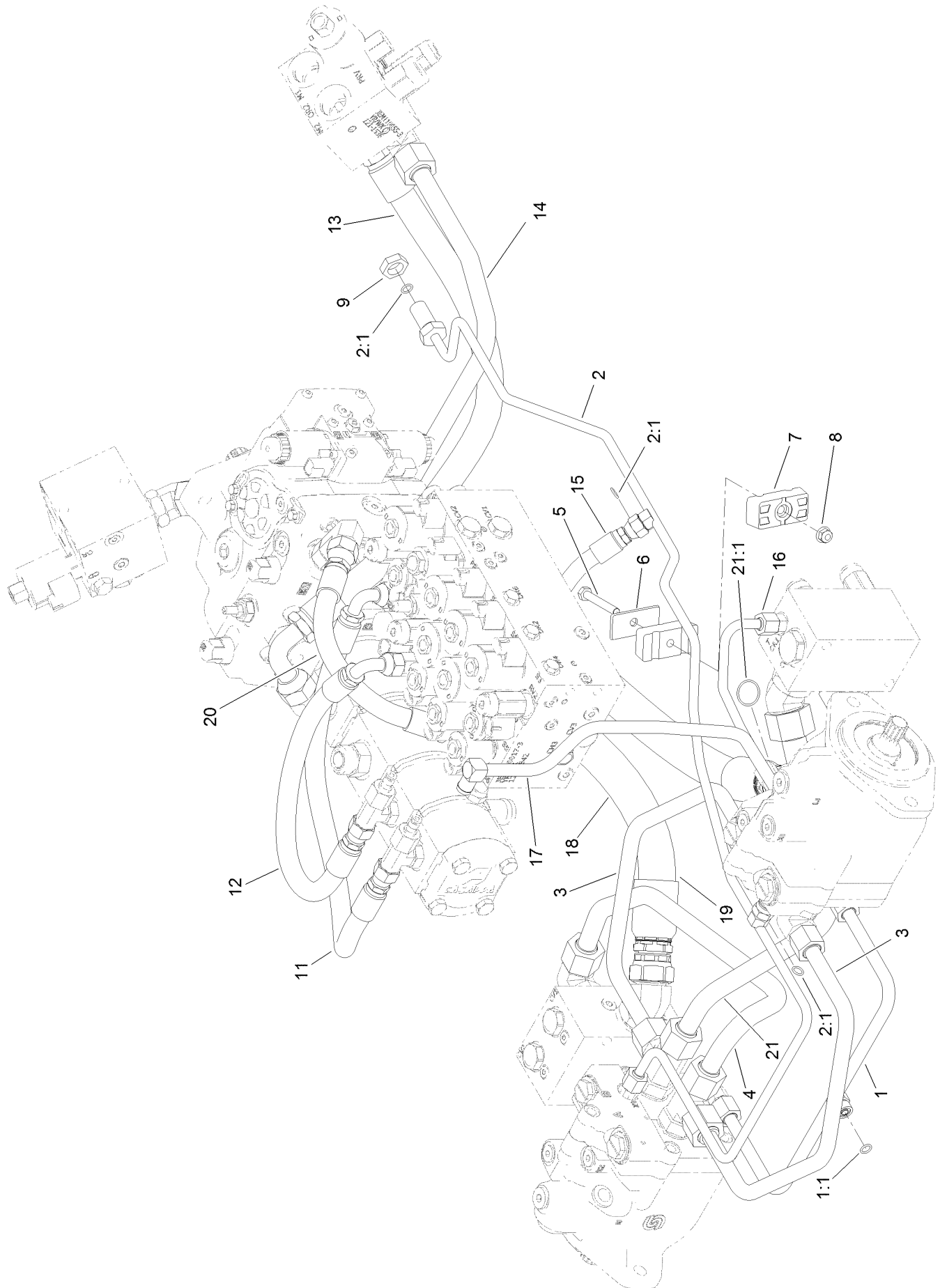
<i>Ref.</i>	<i>Part Number</i>	<i>Qty.</i>	<i>Description</i>	<i>Ref.</i>	<i>Part Number</i>	<i>Qty.</i>	<i>Description</i>
1	120-9074	1	Tube-Fan	12	340-70	2	Nut-Lock
2	120-8966	1	Tube-Drain, Fan	13	120-8999	1	Hose ASM
2:1	237-22	1	O-Ring	14	100-3833	1	Hose-HYD
3	120-9075	1	Tube-Fan	15	121-1567	1	Hose-HYD
4	59-7410	2	Fitting-Diagnostic	16	121-1565	1	Tube-Tee
4:1	237-42	1	O-Ring	16:1	237-22	3	O-Ring
5	121-1523	1	Tube-HYD	17	121-1510	1	Tube-HYD
6	120-8998	1	Hose ASM	18	121-1566	1	Hose-HYD
7	106-3692	1	Hose-HYD	19	120-8848	1	Tube-HYD
8	121-1509	1	Tube-HYD	20	3290-378	2	Tie-Cable
8:1	237-30	3	O-Ring	21	121-1544	2	Cover-Hose
8:2	237-65	1	O-Ring	22	121-1504	1	Hose-HYD
9	340-127	2	Nut-Bulkhead	23	121-1491	2	Hose-HYD
10	121-1522	1	Tube-HYD	24	121-1503	1	Hose-HYD
11	340-71	2	Fitting-Straight, Bulkhead	25	354-79	2	Cap-Dust
11:1	237-22	2	O-Ring				



Oil Cooler Hydraulic Assembly

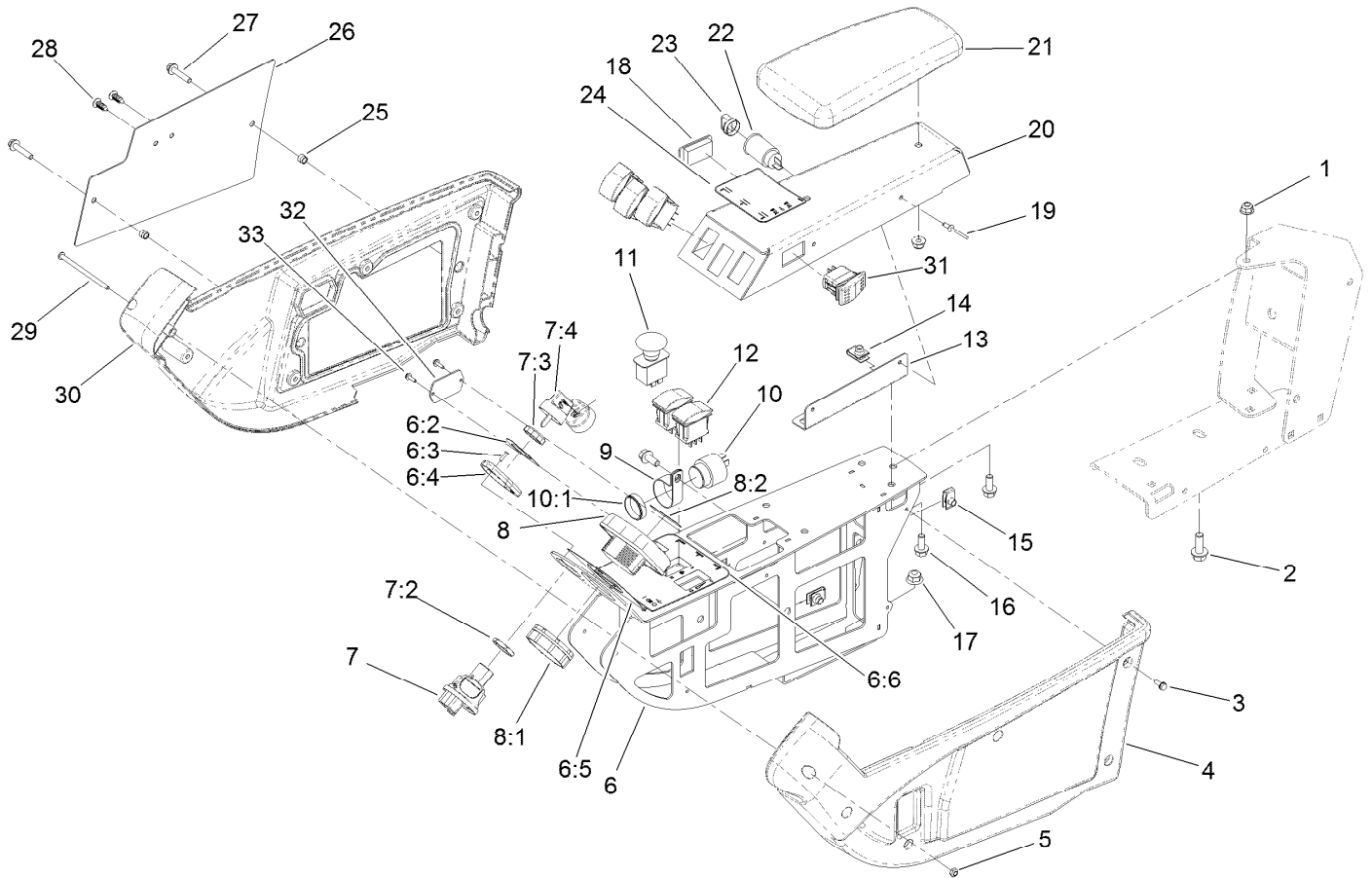
<i>Ref.</i>	<i>Part Number</i>	<i>Qty.</i>	<i>Description</i>	<i>Ref.</i>	<i>Part Number</i>	<i>Qty.</i>	<i>Description</i>
1	120-9060	1	Hose-HYD	8	340-126	1	Nut-Bulkhead
2	121-1612	1	Tube ASM	9	120-8838	1	Tube-PTO, Front Return
2:1	237-30	1	O-Ring	10	121-1572	1	Hose-HYD
2:2	340-152	1	Cap-HYD	11	121-1559	1	Hose-HYD
2:3	340-65	1	O-Ring	12	115-4384	1	Hose-HYD
3	121-1626	1	Tube-HYD	13	121-1584	1	Tube-HYD
4	121-1507	1	Tube ASM	13:1	237-22	1	O-Ring
4:1	237-58	1	O-Ring	14	121-1583	1	Hose-HYD
5	69-8910	2	Washer	15	121-1558	1	Fitting-Tee
6	240-7	1	Grommet-Rubber	15:1	237-30	2	O-Ring
7	69-8900	1	Spacer				

Traction Hydraulic Assembly



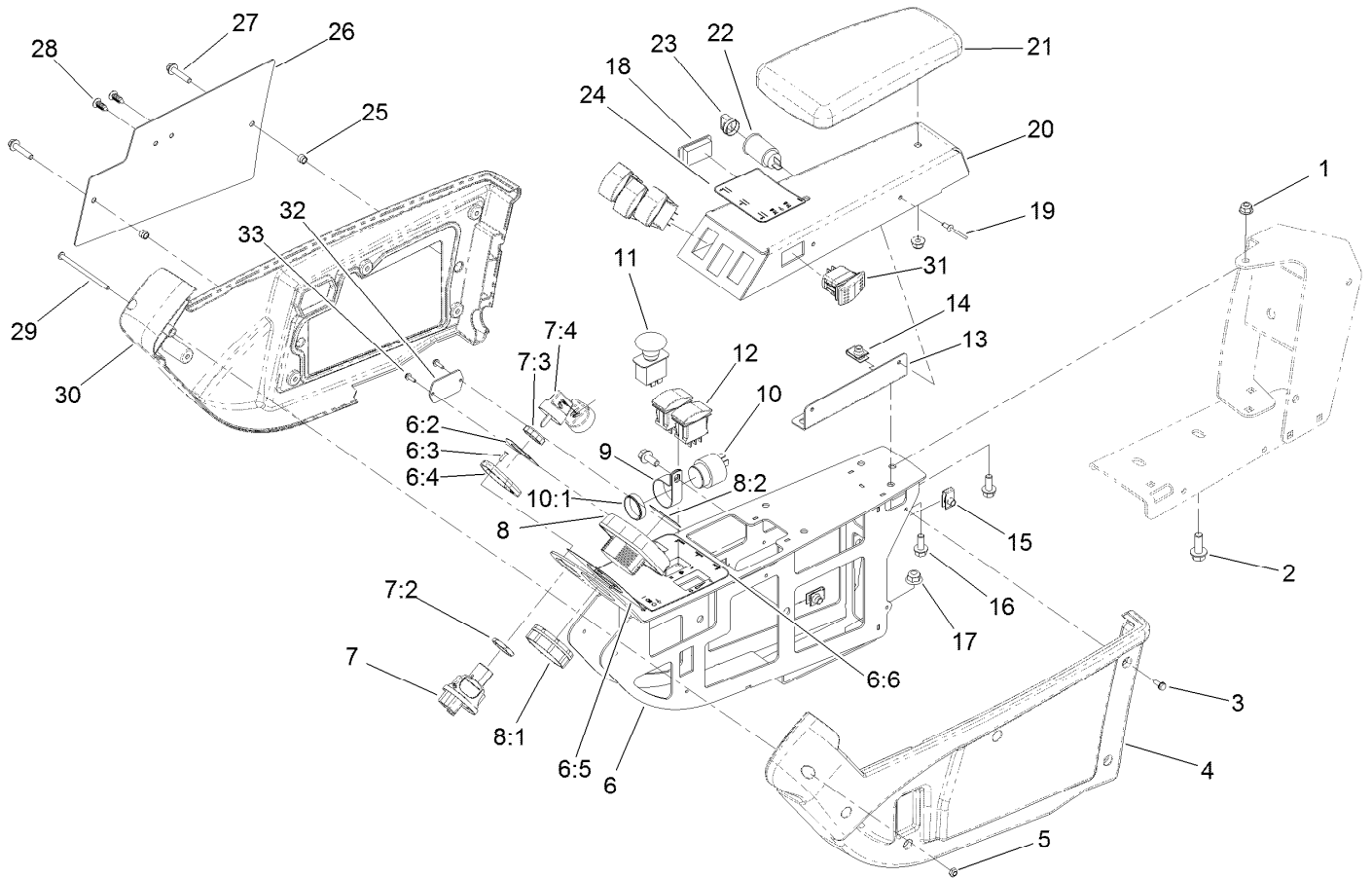
Traction Hydraulic Assembly (continued)

<i>Ref.</i>	<i>Part Number</i>	<i>Qty.</i>	<i>Description</i>	<i>Ref.</i>	<i>Part Number</i>	<i>Qty.</i>	<i>Description</i>
1	120-9080	1	Tube ASM	12	104-4584	1	Hose-HYD
1:1	237-22	1	O-Ring	13	115-4384	1	Hose-HYD
2	121-1552	1	Tube ASM	14	120-8834	1	Tube-PTO, LH To RH
2:1	237-22	3	O-Ring	15	104-2234	1	Hose-HYD
3	120-9079	2	Tube-HYD	16	121-1480	1	Tube-HYD
4	121-1546	1	Tube-HYD	17	120-8961	1	Tube-Return, Front
5	322-11	1	Screw-HH	18	121-1564	1	Hose-HYD
6	69-9761	1	Plate-Cover	19	121-1563	1	Hose-HYD
7	120-3200	2	Clamp-Tube	20	121-1505	1	Hose-HYD
8	104-8300	1	Nut-HF, NI	21	121-1581	1	Tube-Tee
9	340-70	1	Nut-Lock	21:1	340-65	1	O-Ring
11	104-2807	1	Hose-HYD				



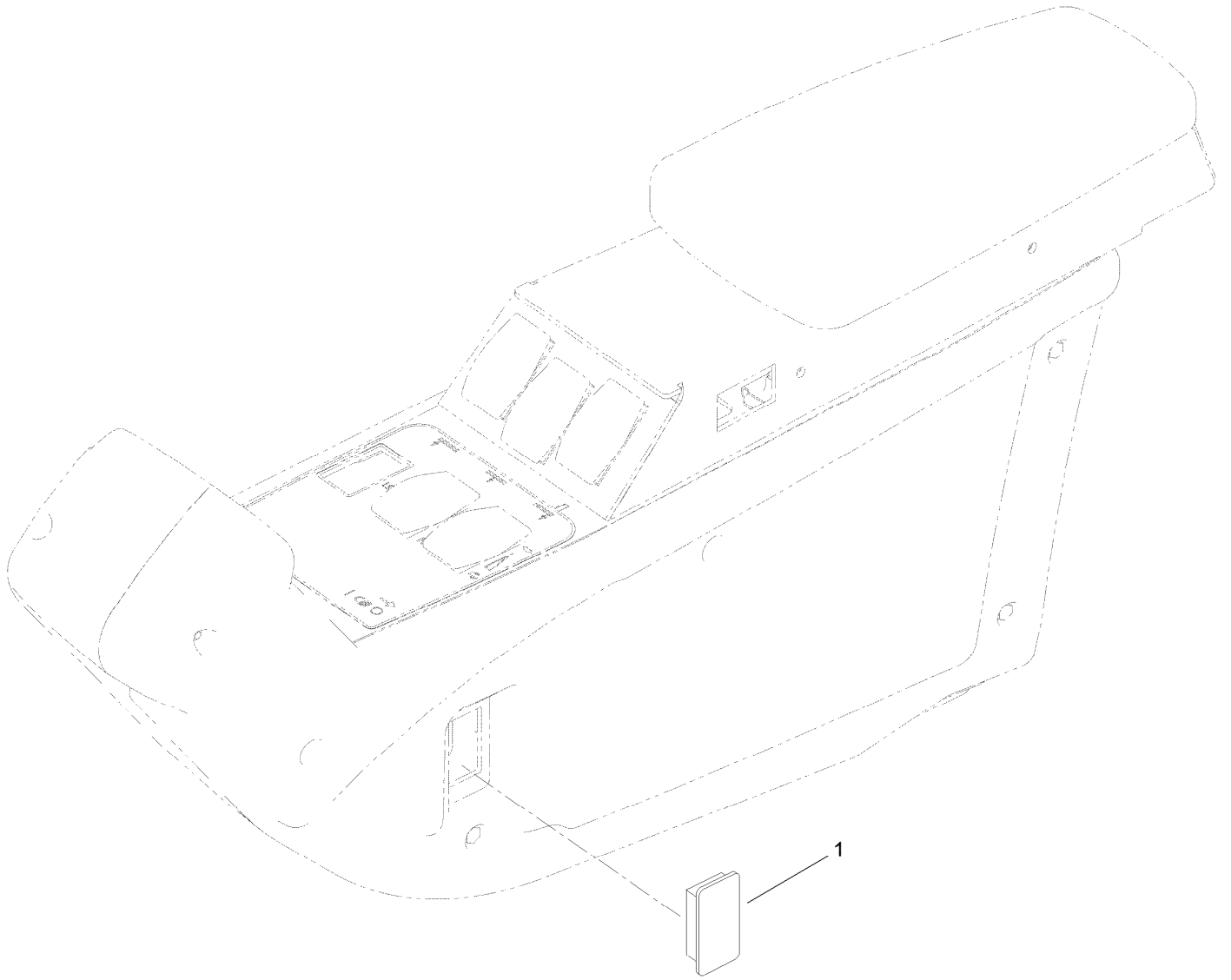
Arm-Rest Control Panel Assembly

<i>Ref.</i>	<i>Part Number</i>	<i>Qty.</i>	<i>Description</i>	<i>Ref.</i>	<i>Part Number</i>	<i>Qty.</i>	<i>Description</i>
1	104-8300	3	Nut-HF, NI	11	93-9999	1	Switch-PTO
2	3234-42	2	Screw-HHF	12	100-1535	5	Switch-Rocker, (On)-Off-(On)
3	32144-112	10	Screw-HWH	13	112-7404	1	Angle-Mounting
4	108-7604	1	Cover-LH	14	94-2413	5	Nut-U
5	3296-12	1	Nut-Lock, NI	15	107069	2	Clip
6	120-4155	1	Panel ASM	16	3234-5	6	Screw-HHF
6:2	121-3884	1	Decal-Console, Upper	17	104-8301	2	Nut-HF, NI
6:3	3269-17	2	Rivet-Pop	18	99-7420	1	Plug-Hole
6:4	121-3889	1	Step-Elevated, Switch	19	3290-409	2	Rivet
6:5	121-3887	1	Decal-Console, Display	20	117-2380-03	1	Panel-Switches, Control Arm
6:6	120-4159	1	Decal-Console, Lower	21	108-7602	1	Rest-Arm
7	121-5159	1	Ignition Switch ASM	22	99-7411	1	Point-Power
7:2	121-5160	1	Nut-Hex	23	99-7416	1	Cap
7:3	121-5161	1	Nut-Face	24	121-1592	1	Decal-Lift
7:4	121-5162	1	Set-Key, Ignition	25	110-0542	2	Spacer-Flange
8	120-6310	1	LCD Display ASM	26	115-8849-03	1	Plate-Cover
8:1	120-4630	1	Nut-Display	27	3234-21	2	Screw-HHF
8:2	120-6311	1	Decal-Display	28	114-4899	2	Rivet-Push
9	2412-74	1	R-Clamp	29	3250-22	1	Screw-PPH
10	80-9330	1	Audio Alarm ASM				
10:1	104-5107	1	Nut-Plastic, Knurled				



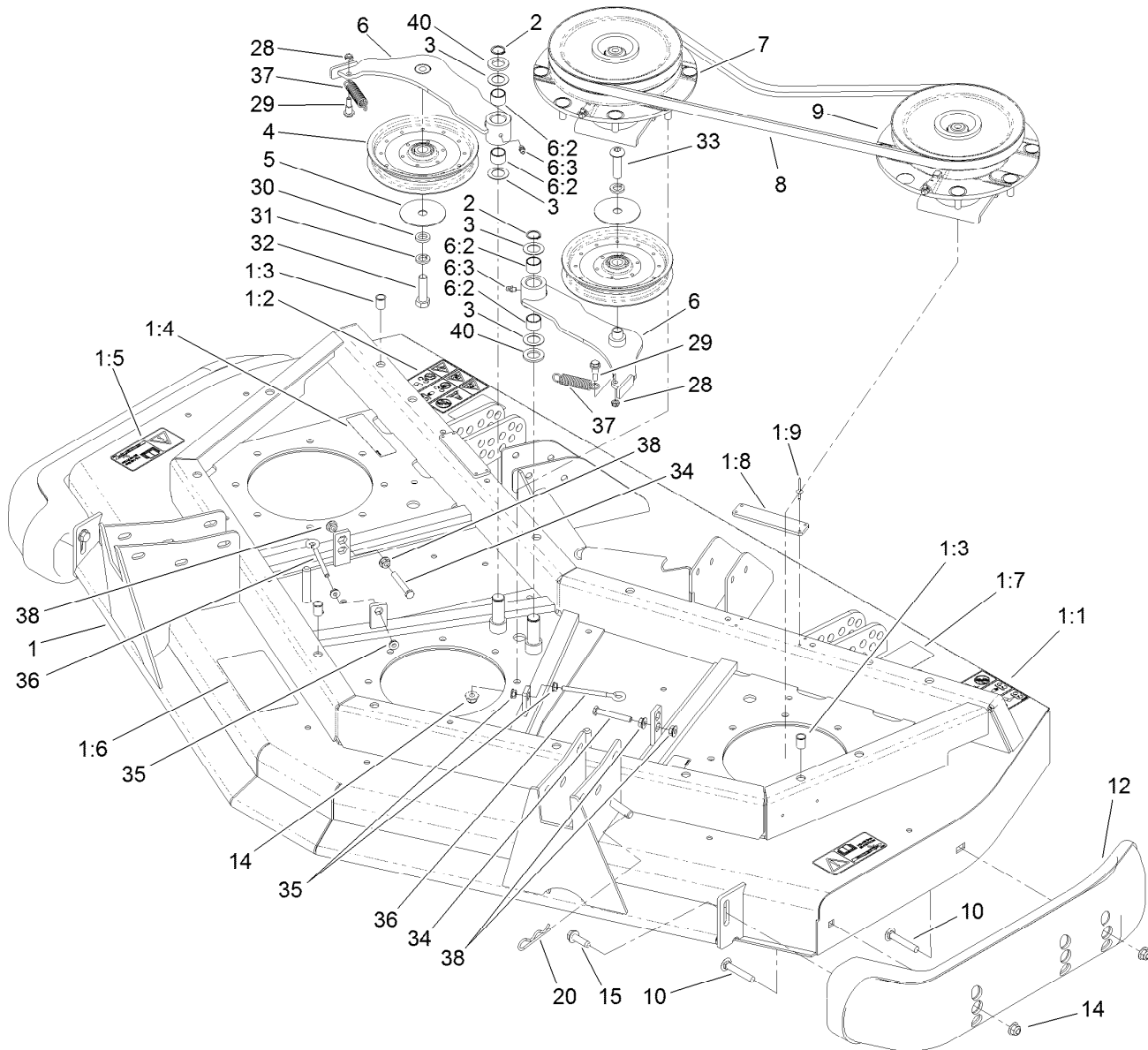
Arm-Rest Control Panel Assembly (continued)

<i>Ref.</i>	<i>Part Number</i>	<i>Qty.</i>	<i>Description</i>	<i>Ref.</i>	<i>Part Number</i>	<i>Qty.</i>	<i>Description</i>
30	108-7605	1	Cover-RH	32	121-1630	1	Plate-Cover
31	114-3329	1	Switch-Rocker	33	32144-18	2	Screw-HWH



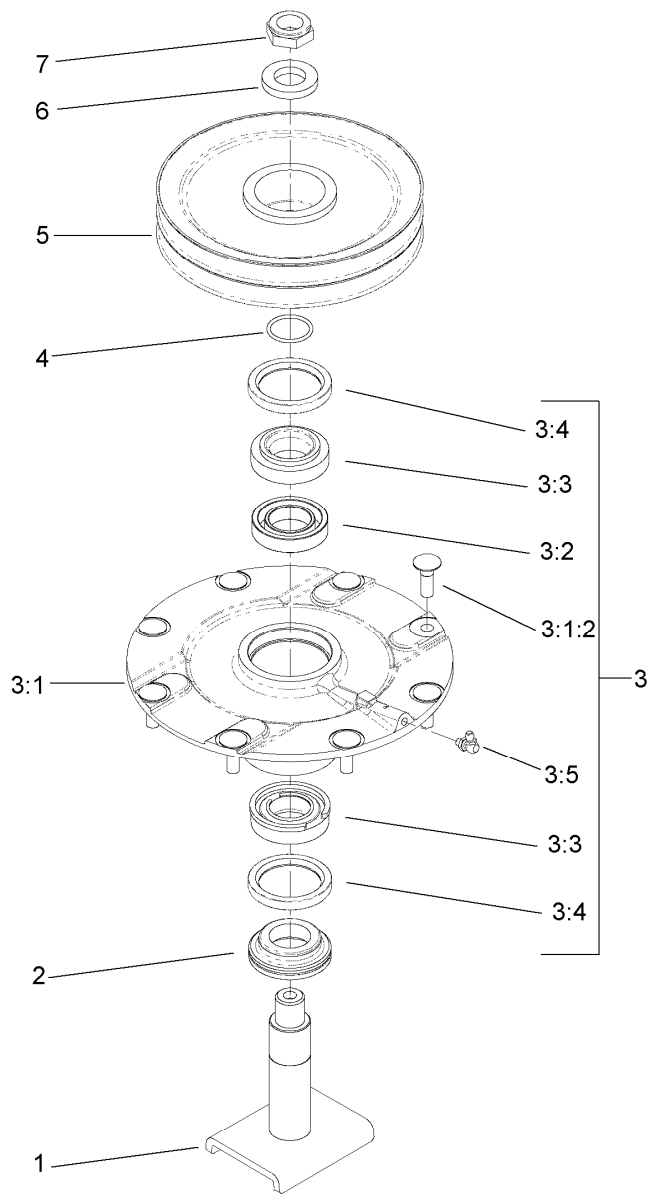
Armrest Plug Assembly

<i>Ref.</i>	<i>Part Number</i>	<i>Qty.</i>	<i>Description</i>
1	99-7420	1	Plug-Hole



Front Deck, Idler and Skid Assembly

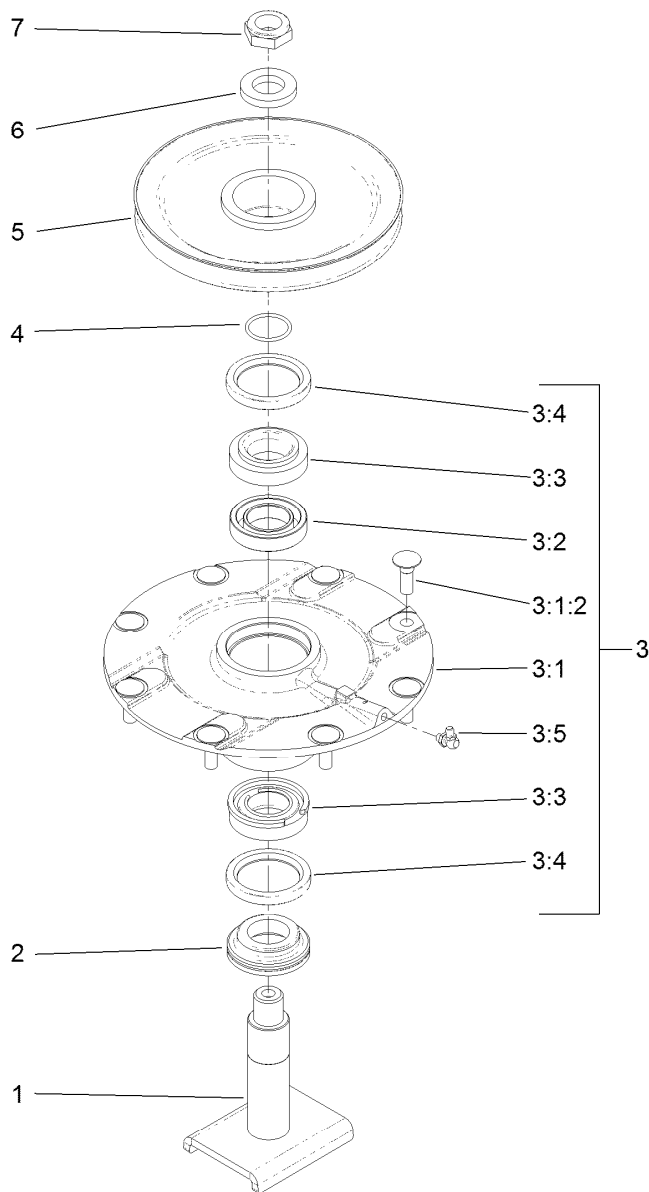
Ref.	Part Number	Qty.	Description	Ref.	Part Number	Qty.	Description
1	120-4052	1	Front Deck ASM	9	119-4549	1	High-Driven Spindle ASM
1:1	120-6604	2	Decal-Danger	10	3231-33	4	Screw-CARR
1:2	100-5624	1	Decal-HOC, RH	12	112-1479	2	Skid-Bumper, Deck
1:3	32148-9	3	Nut-Clinch	14	104-8301	24	Nut-HF, NI
1:4	100-6578	4	Decal-Danger	15	9136144	2	Screw-HWHTF
1:5	93-7818	2	Decal-Torque, Blade Bolt	20	3290-355	1	Pin-Hair
1:6	100-5622	1	Decal-HOC	28	3296-56	2	Nut-Lock, NI
1:7	104-3578	1	Decal-HOC, LH	29	104-0858	2	Bolt-Shoulder
1:8	105-0786	2	Pad-Plastic	30	9202424	1	Spacer
1:9	3269-8	8	Rivet-Blind	31	3253-7	2	Washer-Lock
2	32120-72	2	Ring-Snap	32	325-7	1	Screw-HH
3	3-6498	4	Washer-Thrust	33	108-1993	1	Screw-HSBH
4	110-9596	2	Pulley-Idler	34	9114524	2	Bolt-TAP, HH
5	100-3102	2	Washer-Flat	35	32128-14	4	Nut-HF
6	110-6128	2	Idler Arm ASM	36	68-0090	2	Screw-Adjusting
6:2	256-76	2	Bushing	37	107938	2	Spring-Extension
6:3	302-5	1	Fitting-Grease	38	32128-26	4	Nut-Flange
7	119-4548	1	Double Driven Spindle ASM	40	70-1160	2	Washer
8	108-8076	2	V-Belt, Deck				



Double Driven Spindle Assembly No. 119-4548

Ref.	Part Number	Qty.	Description
1	104-3554	1	Shaft-Spindle
2	69-6950	1	Spacer-Shaft, Spindle
3	119-4775	1	Spindle Housing ASM
3:1		1	Spindle ASM ●
3:1:2	114-8195	8	Bolt-Neck, Ribbed
3:2	104-3549	1	Bearing Spacer Set
3:3	110-8297	1	Bearing ASM
3:4	253-154	2	Seal-Oil
3:5	302-60	1	Fitting-Grease
4	106-7159	1	O-Ring
5	104-3547	1	Pulley-Driven, Double
6	104-8322	1	Washer-Hardened
7	3296-60	1	Nut-Lock, NI

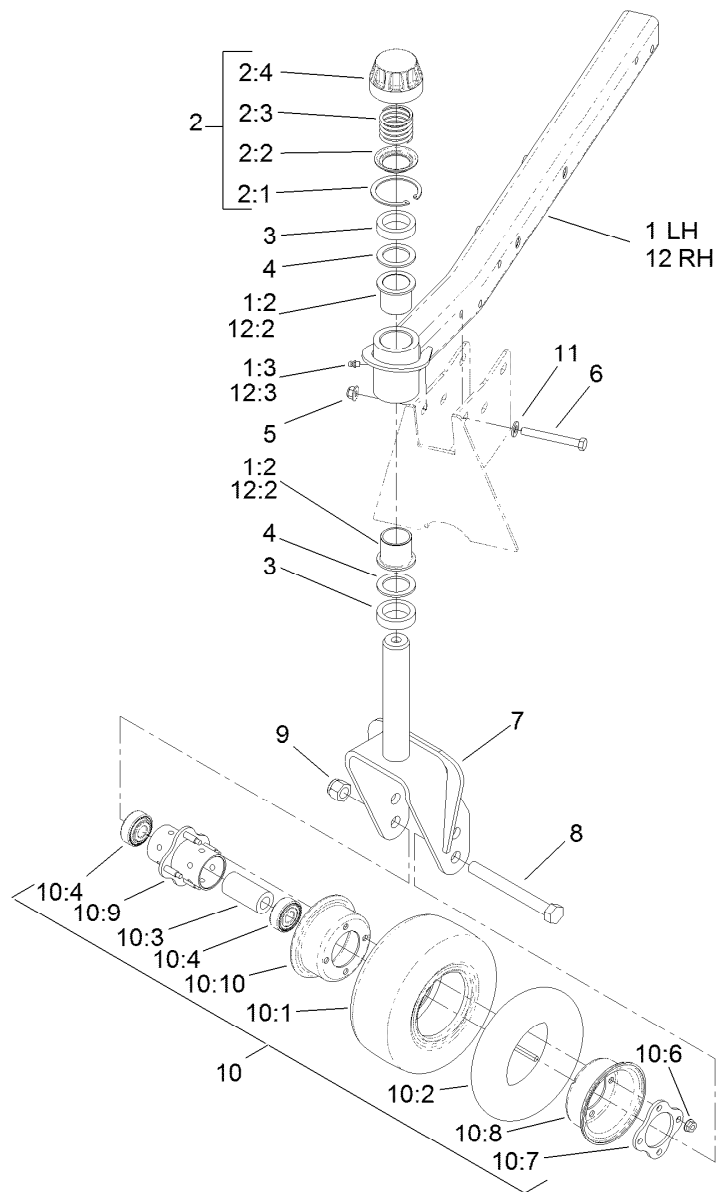
● Not serviced separately



High Driven Spindle Assembly No. 119-4549

Ref.	Part Number	Qty.	Description
1	104-3554	1	Shaft-Spindle
2	69-6950	1	Spacer-Shaft, Spindle
3	119-4775	1	Spindle Housing ASM
3:1		1	Spindle ASM ●
3:1:2	114-8195	8	Bolt-Neck, Ribbed
3:2	104-3549	1	Bearing Spacer Set
3:3	110-8297	1	Bearing ASM
3:4	253-154	2	Seal-Oil
3:5	302-60	1	Fitting-Grease
4	106-7159	1	O-Ring
5	104-3548	1	Pulley-Driven, High
6	104-8322	1	Washer-Hardened
7	3296-60	1	Nut-Lock, NI

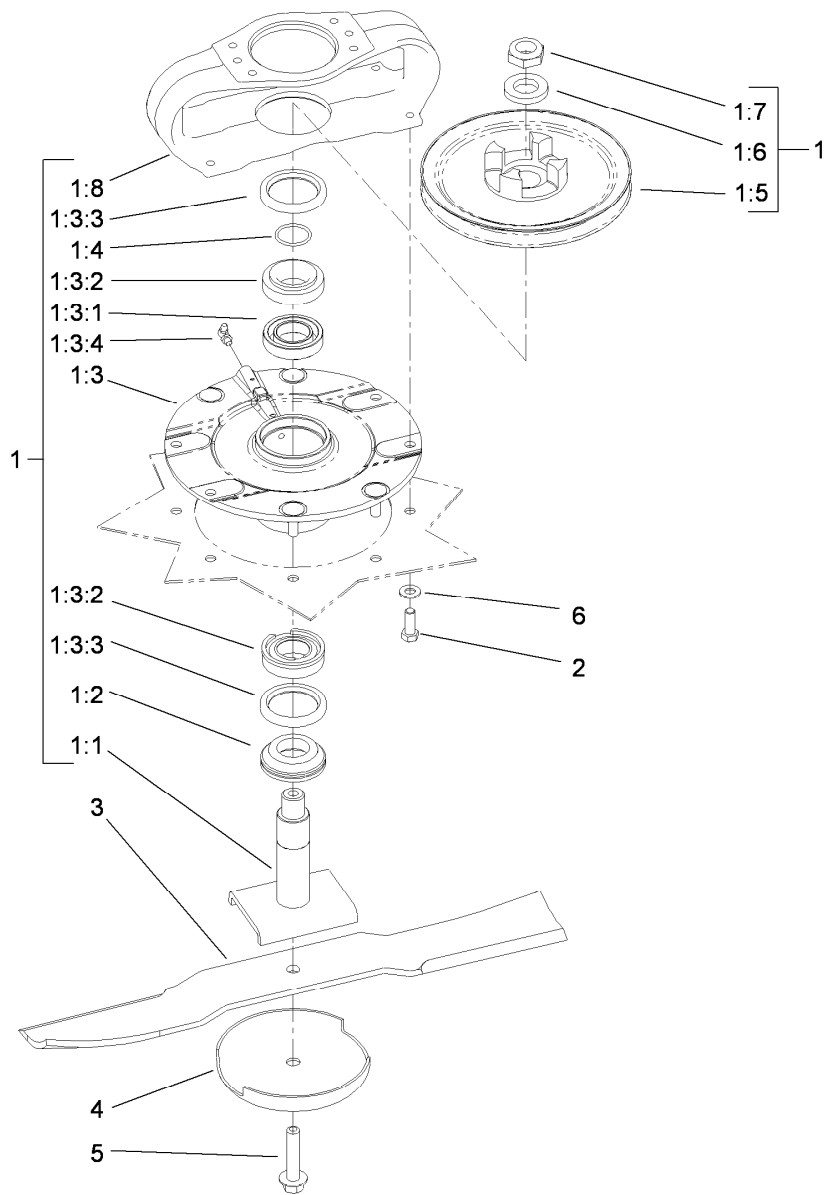
● Not serviced separately



Front Deck Caster Arm and Wheel Assembly

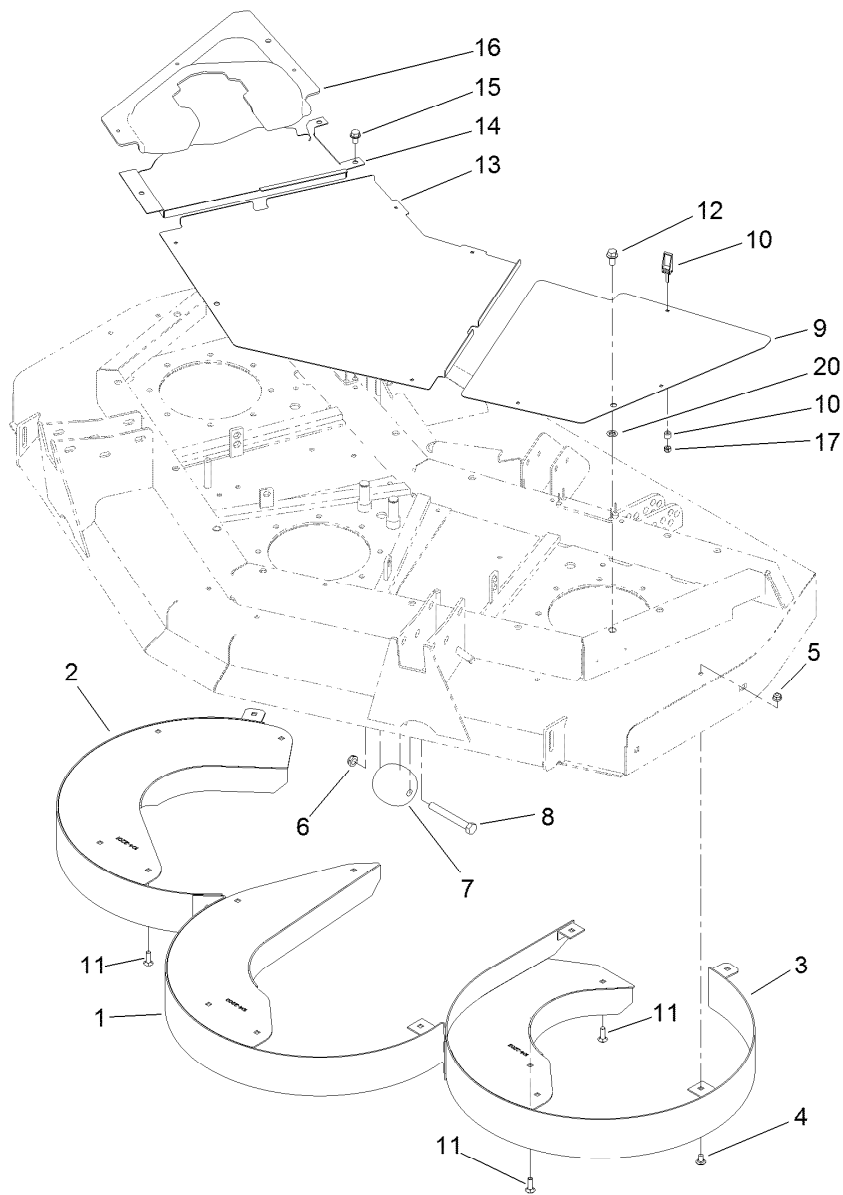
Ref.	Part Number	Qty.	Description	Ref.	Part Number	Qty.	Description
1	100-8092	1	Front LH Castor Arm ASM	10	93-9938	2	Wheel ASM
1:2	69-6470	2	Bushing-Caster	10:1	93-9939	1	Tire
1:3	302-5	1	Fitting-Grease	10:2	68-8950	1	Tube-Inner (W/Valve)
2	92-9727	2	HOC Cap ASM	10:3	93-4241	1	Spacer-Bearing, Inner
2:1	92-5581	1	Ring-Retaining	10:4	120-3366	2	Bearing
2:2	92-5583	1	Washer-Cap	10:6	32128-16	4	Nut-HHF
2:3	92-9726	1	Spring-Compression	10:7	93-4242	1	Plate
2:4	92-8861	1	Cap-HOC	10:8	93-4239	1	Rim-Wheel, Half
3	69-1510	10	Spacer	10:9	93-5980	1	Hub
4	69-6860	4	Washer-Thrust	10:10	95-2741	1	Rim-Wheel, Half
5	104-8301	10	Nut-HF, NI	11	3256-24	10	Washer-Flat
6	323-20	10	Screw-HH	12	100-8091	1	Front RH Castor Arm ASM
7	104-0762-01	2	Fork-Castor	12:2	69-6470	2	Bushing-Caster
8	327-24	2	Screw-HH	12:3	302-5	1	Fitting-Grease
9	3296-53	2	Nut-Lock, NI				
10	93-5974	2	8 Inch Foam Filled Wheel ASM ●				

● Optional Equipment



Front Spindle Installation Assembly

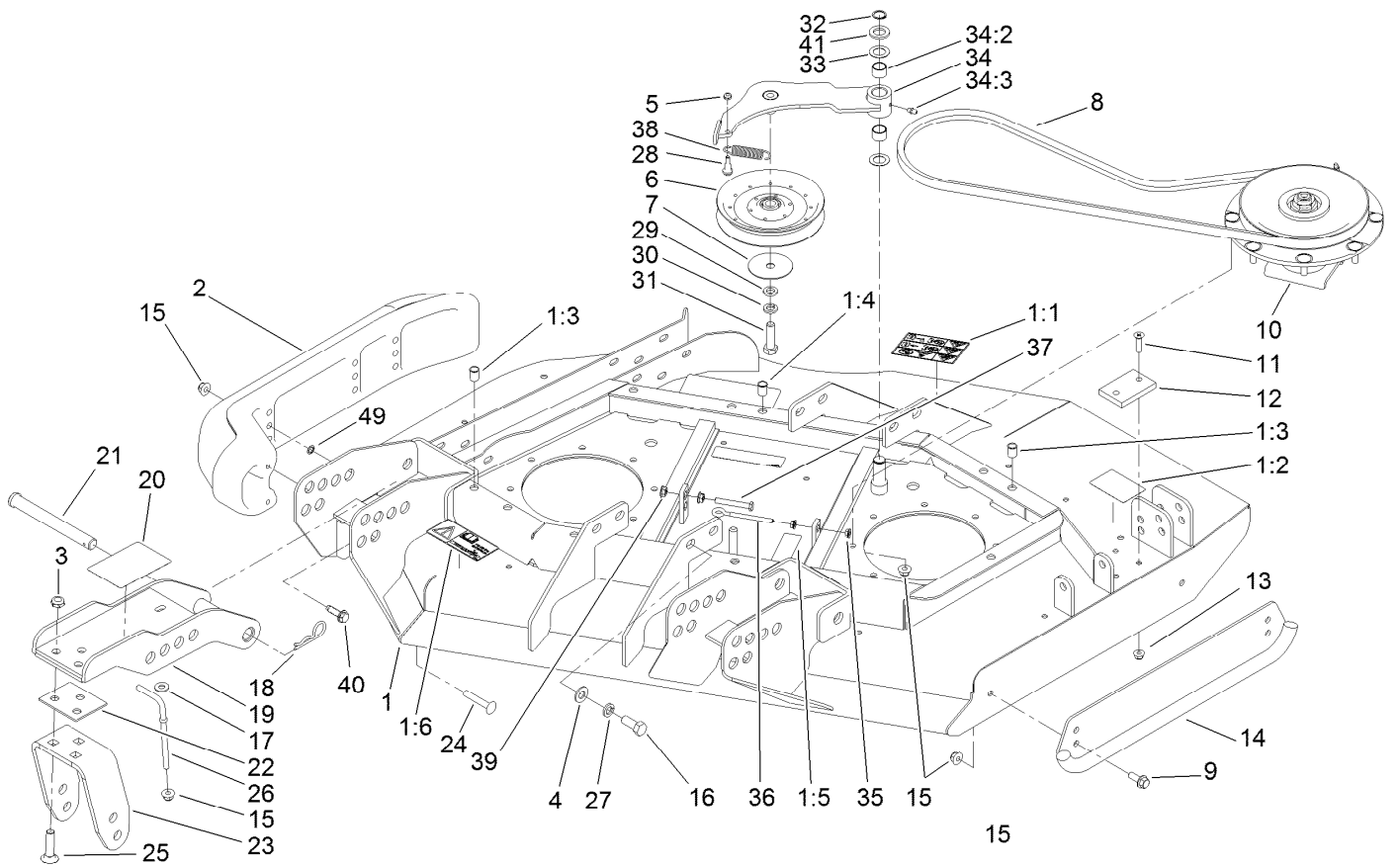
<i>Ref.</i>	<i>Part Number</i>	<i>Qty.</i>	<i>Description</i>	<i>Ref.</i>	<i>Part Number</i>	<i>Qty.</i>	<i>Description</i>
1	119-4547	1	Driving Spindle ASM	1:5	104-3545	1	Pulley-Driving
1:1	104-3554	1	Shaft-Spindle	1:6	104-8322	1	Washer-Hardened
1:2	69-6950	1	Spacer-Shaft, Spindle	1:7	3296-60	1	Nut-Lock, NI
1:3	119-4546	1	Spindle Housing ASM	1:8	104-3544	1	Mount-Motor, Drive
1:3:1	104-3549	1	Bearing Spacer Set	2	323-6	4	Screw-HH
1:3:2	110-8297	1	Bearing ASM	3	92-5608-03	3	Blade
1:3:3	253-154	2	Seal-Oil	4	72-9361	3	Cup-Scalp, Anti
1:3:4	302-60	1	Fitting-Grease	5	92-5816	3	Bolt-Blade
1:4	106-7159	1	O-Ring	6	3256-24	4	Washer-Flat



Front Deck Chamber and Cover Assembly

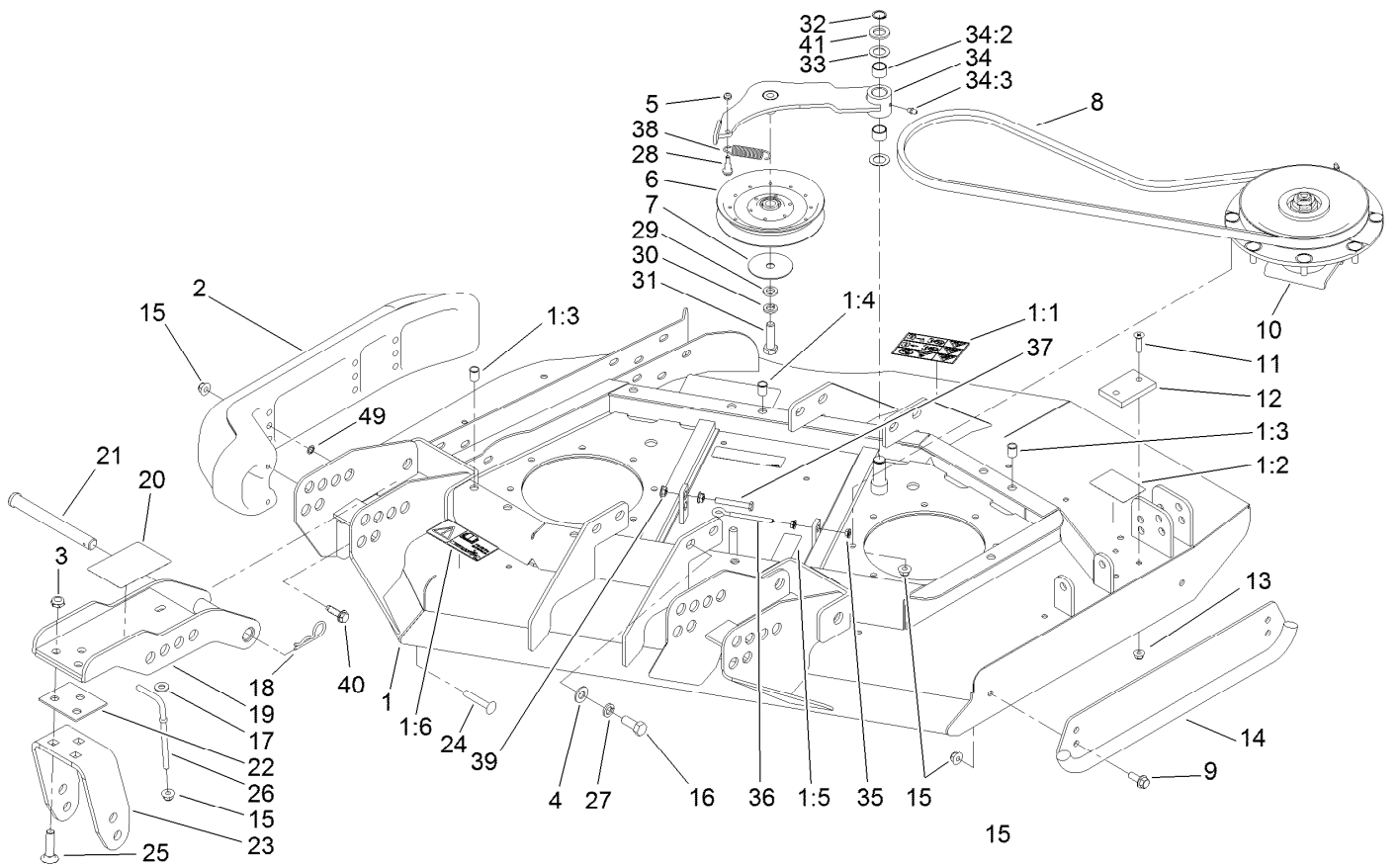
Ref.	Part Number	Qty.	Description
1	104-2200-01	1	Chamber-Center
2	104-2201-01	1	Chamber-RH
3	104-2202-01	1	Chamber-LH
4	3230-18	15	Screw-CARR
5	104-8300	18	Nut-HF, NI
6	3296-45	2	Nut-Hex
7	29-4820	2	Roller
8	325-17	2	Screw-HH
9	100-5663-03	1	Cover-Front, LH

Ref.	Part Number	Qty.	Description
10	74-5950	10	Latch-Swell
11	3230-22	3	Screw-CARR
12	3234-1	3	Screw-HHF
13	100-5660-03	1	Cover-Front, Center
14	100-5662-03	1	Cover-Front, RH
15	32144-69	3	Screw-HWHTF
16	100-5661	1	Cover-Front, Center
17	1-804254	10	Nut-Lock, HH
20	107-3154	3	Nut-Push



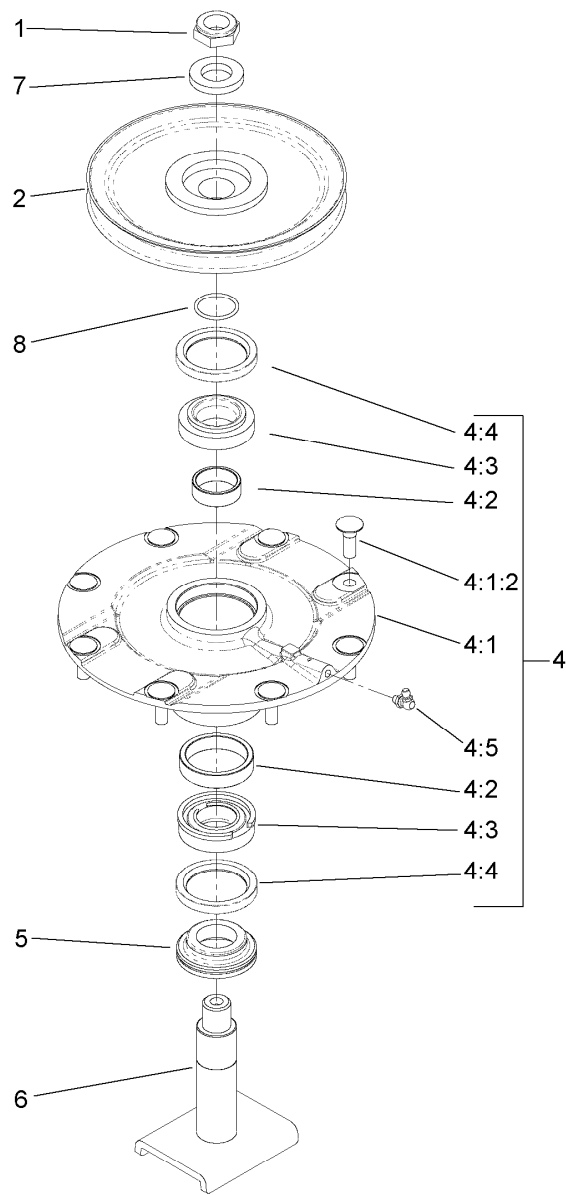
Right Deck, Idler and Skid Assembly

Ref.	Part Number	Qty.	Description	Ref.	Part Number	Qty.	Description
1	120-4062	1	Right Deck ASM	16	325-5	8	Screw-HH
1:1	120-6604	1	Decal-Danger	17	3256-3	2	Washer-Flat
1:2	100-5694	1	Decal-Rear HOC, RH	18	3290-343	4	Pin-Hair
1:3	32148-9	3	Nut-Clinch	19	104-7529-01	2	Bracket-Castor
1:4	100-5622	1	Decal-HOC	20	100-5623	1	Decal-HOC
1:5	100-6578	3	Decal-Danger	21	100-5569	4	Pin-Clevis
1:6	93-7818	1	Decal-Torque, Blade Bolt	22	104-7524	8	Shim
2	112-1479	1	Skid-Bumper, Deck	23	104-7525-01	2	Bracket-Fork
3	3296-45	6	Nut-Hex	24	3231-33	2	Screw-CARR
4	3256-26	8	Washer-Flat	25	3233-4	6	Screw-CARR
5	3296-56	1	Nut-Lock, NI	26	106-2047	2	Rod-Tension
6	110-9596	1	Pulley-Idler	27	3253-7	8	Washer-Lock
7	100-3102	1	Washer-Flat	28	104-0858	1	Bolt-Shoulder
8	108-8076	1	V-Belt, Deck	29	9202424	1	Spacer
9	3234-42	2	Screw-HHF	30	3253-7	1	Washer-Lock
10	119-4776	1	Low-Driven Spindle ASM	31	325-7	1	Screw-HH
11	32108-103	2	Screw-FH	32	32120-72	1	Ring-Snap
12	69-9290	1	Pad-Bumper	33	3-6498	2	Washer-Thrust
13	104-8300	2	Nut-HF, NI	34	110-6128	1	Idler Arm ASM
14	104-2250-01	1	Skid-Side	34:2	256-76	2	Bushing
15	104-8301	18	Nut-HF, NI	34:3	302-5	1	Fitting-Grease



Right Deck, Idler and Skid Assembly (continued)

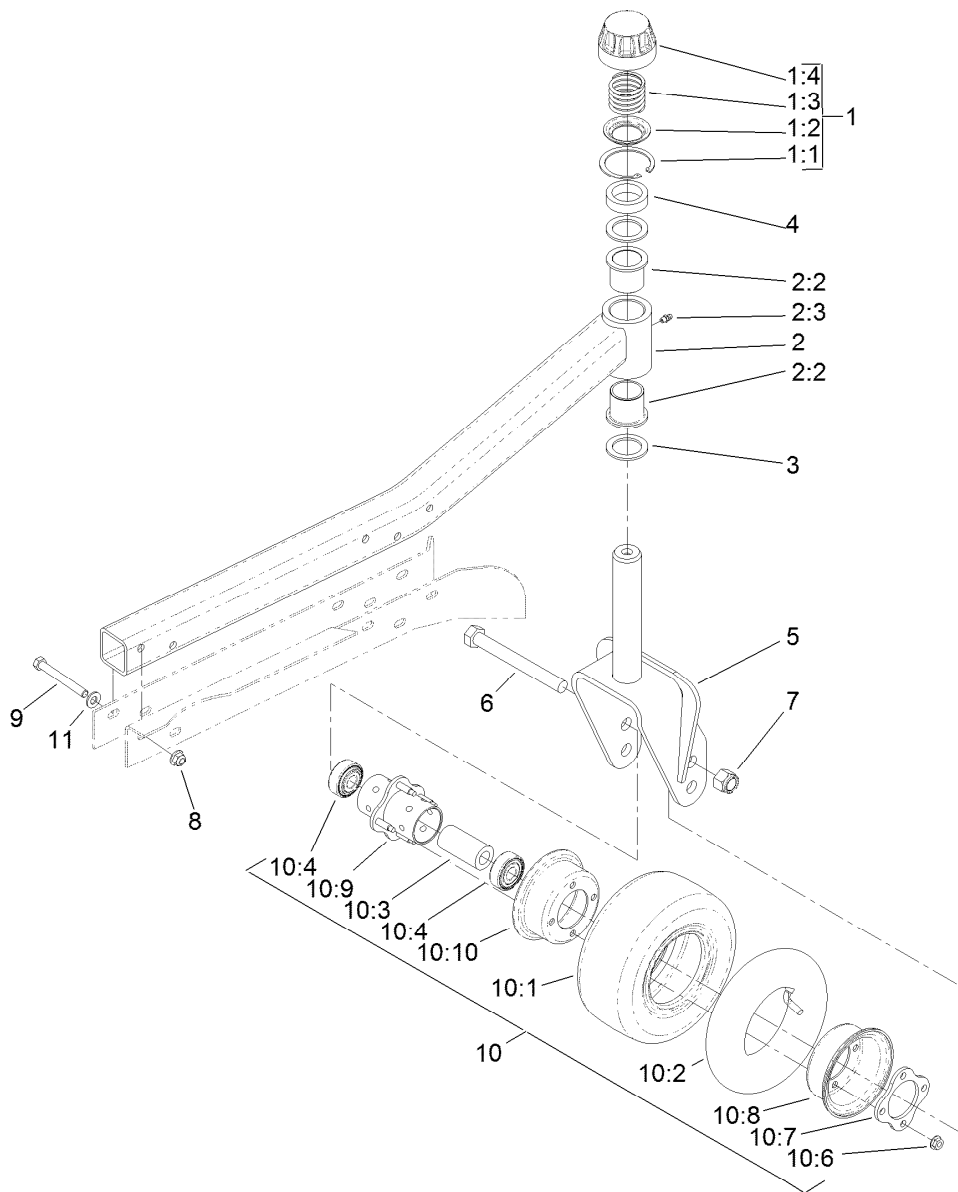
<i>Ref.</i>	<i>Part Number</i>	<i>Qty.</i>	<i>Description</i>	<i>Ref.</i>	<i>Part Number</i>	<i>Qty.</i>	<i>Description</i>
35	32128-14	2	Nut-HF	39	32128-26	2	Nut-Flange
36	68-0090	1	Screw-Adjusting	40	9136144	1	Screw-HWHTF
37	9114524	1	Bolt-TAP, HH	41	70-1160	1	Washer
38	107938	1	Spring-Extension	49	32151-72	2	Ring-Retaining



Low Driven Spindle Assembly No. 119-4776

<i>Ref.</i>	<i>Part Number</i>	<i>Qty.</i>	<i>Description</i>
1	3296-60	1	Nut-Lock, NI
2	104-3546	1	Pulley-Driven, Low
4	119-4775	1	Spindle Housing ASM
4:1		1	Spindle ASM ●
4:1:2	114-8195	8	Bolt-Neck, Ribbed
4:2	104-3549	1	Bearing Spacer Set
4:3	110-8297	1	Bearing ASM
4:4	253-154	2	Seal-Oil
4:5	302-60	1	Fitting-Grease
5	69-6950	1	Spacer-Shaft, Spindle
6	104-3554	1	Shaft-Spindle
7	104-8322	1	Washer-Hardened
8	106-7159	1	O-Ring

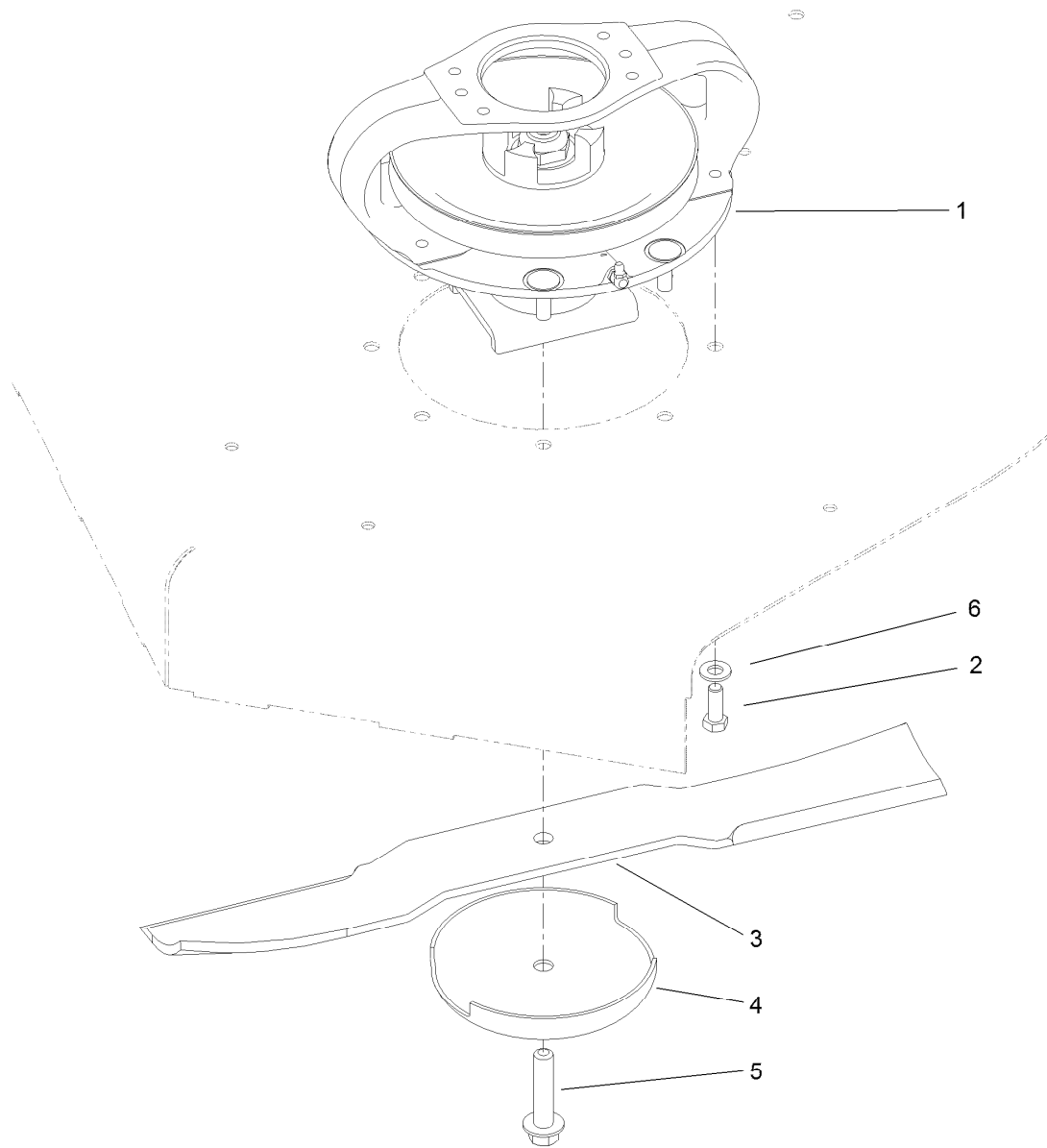
● Not serviced separately



Right Hand and Left Hand Castor Arm and Wheel Assembly

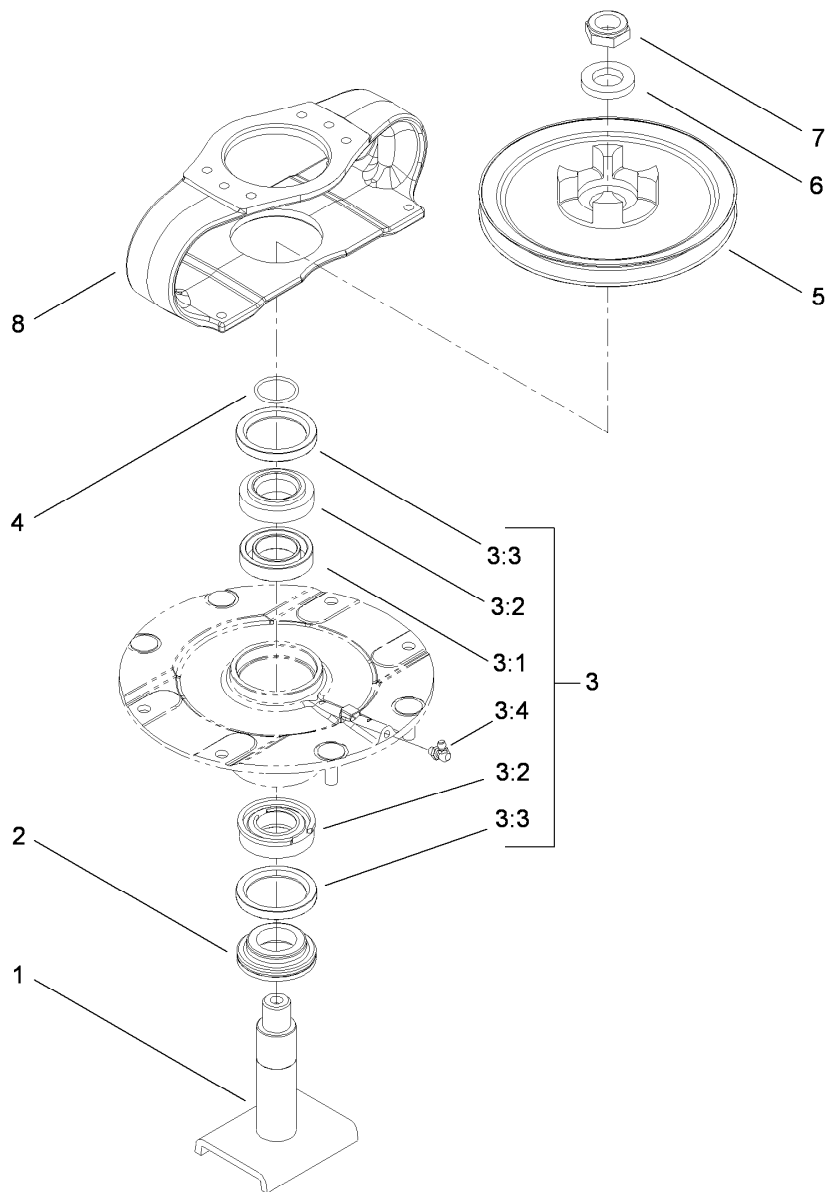
Ref.	Part Number	Qty.	Description	Ref.	Part Number	Qty.	Description
1	92-9727	1	HOC Cap ASM	9	323-20	5	Screw-HH
1:1	92-5581	1	Ring-Retaining	10	93-5974	3	8 Inch Foam Filled Wheel ASM ●
1:2	92-5583	1	Washer-Cap	10	93-9938	3	Wheel ASM
1:3	92-9726	1	Spring-Compression	10:1	93-9939	1	Tire
1:4	92-8861	1	Cap-HOC	10:2	68-8950	1	Tube-Inner (W/Valve)
2	100-8093	1	Side Castor Arm ASM	10:3	93-4241	1	Spacer-Bearing, Inner
2:2	69-6470	2	Bushing-Caster	10:4	120-3366	2	Bearing
2:3	302-5	1	Fitting-Grease	10:6	32128-16	4	Nut-HHF
3	69-6860	2	Washer-Thrust	10:7	93-4242	1	Plate
4	69-1510	5	Spacer	10:8	93-4239	1	Rim-Wheel, Half
5	104-0762-01	1	Fork-Castor	10:9	93-5980	1	Hub
6	327-24	3	Screw-HH	10:10	95-2741	1	Rim-Wheel, Half
7	3296-53	3	Nut-Lock, NI	11	3256-24	5	Washer-Flat
8	104-8301	5	Nut-HF, NI				

● Optional Equipment



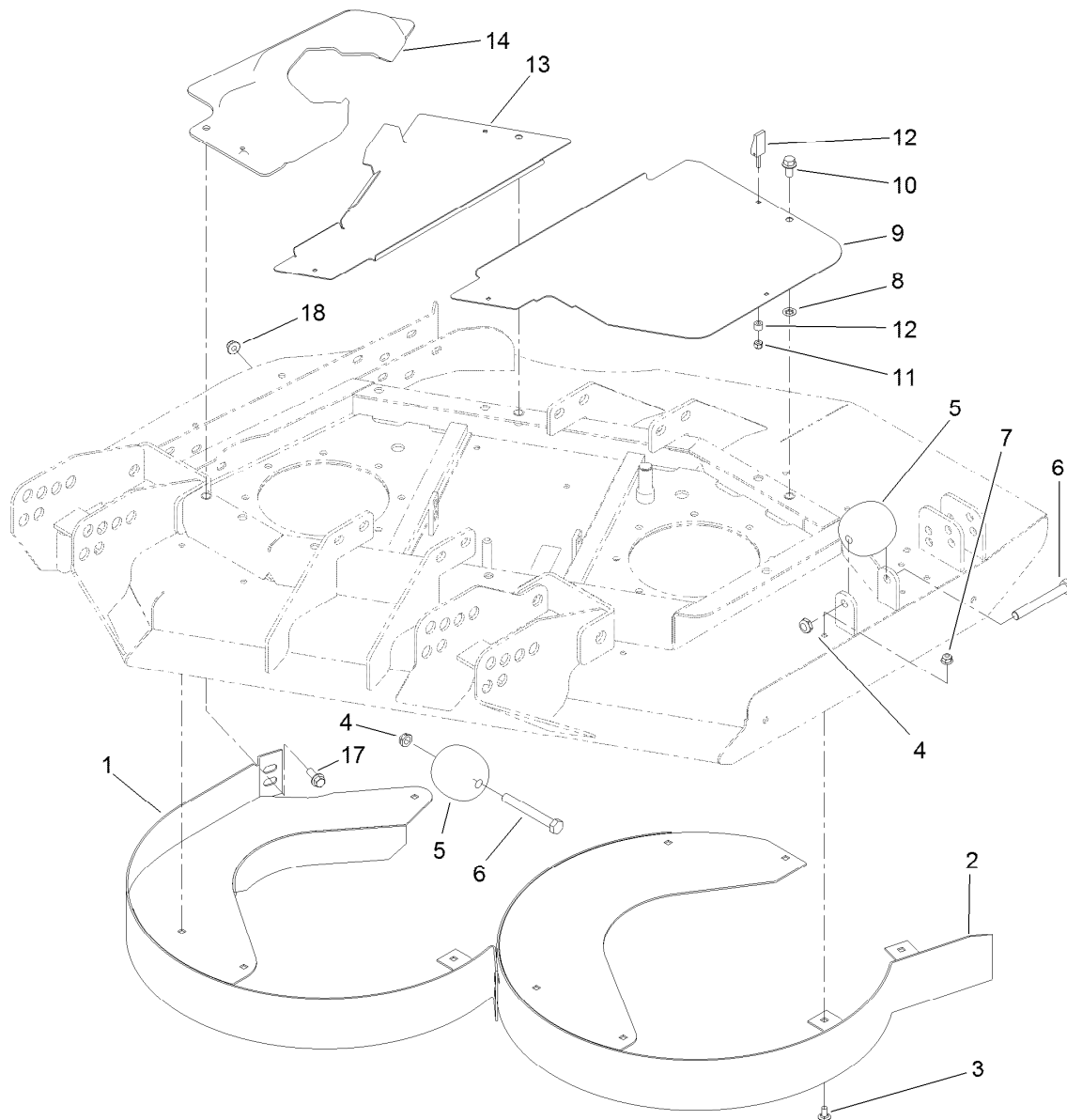
Deck Driving Spindle Assembly

Ref.	Part Number	Qty.	Description
1	119-4547	1	Driving Spindle ASM
2	323-6	4	Screw-HH
3	92-5608-03	2	Blade
4	72-9361	2	Cup-Scalp, Anti
5	92-5816	2	Bolt-Blade
6	3256-24	4	Washer-Flat



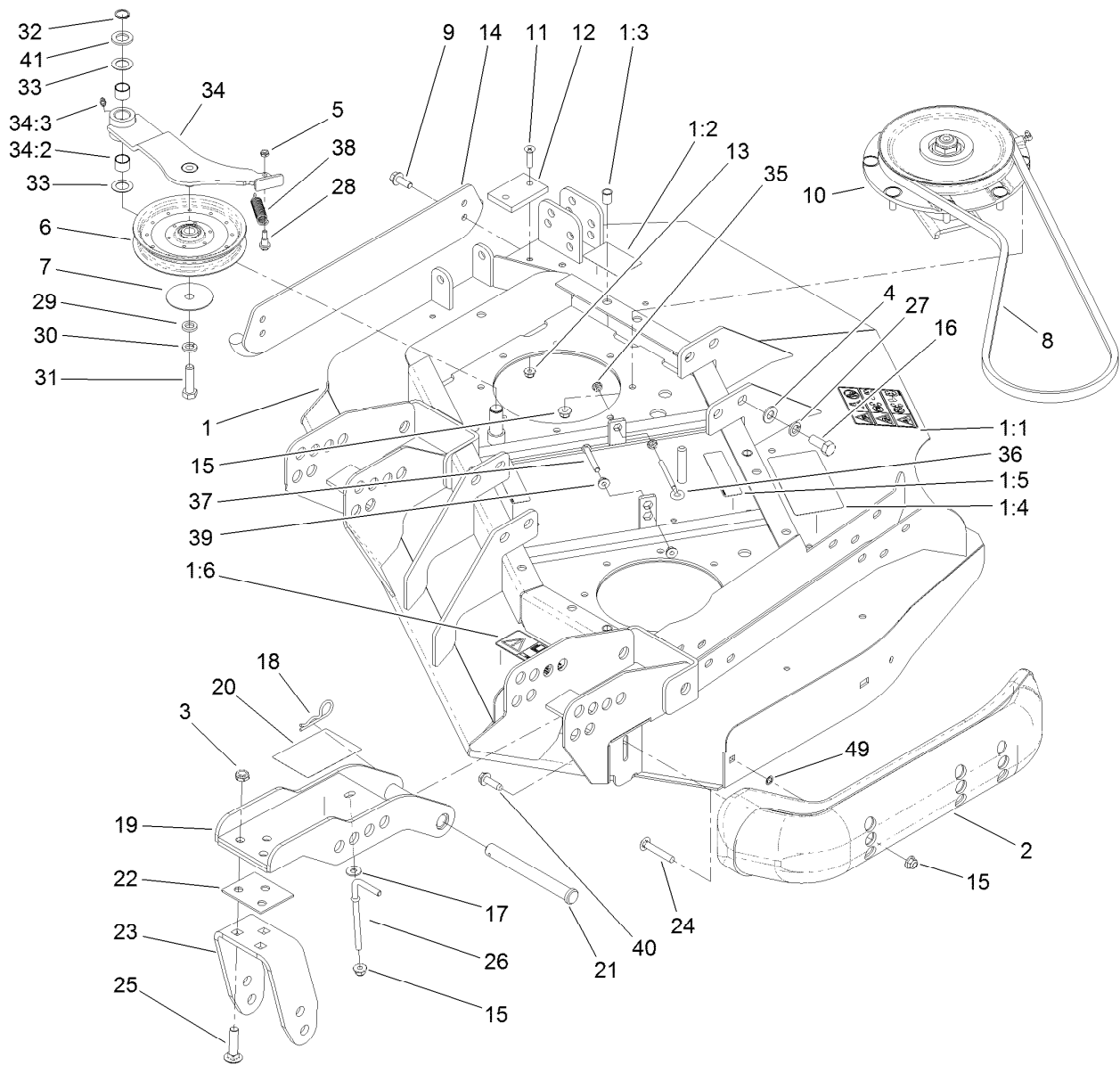
Driving Spindle Assembly No. 119-4547

<i>Ref.</i>	<i>Part Number</i>	<i>Qty.</i>	<i>Description</i>
1	104-3554	1	Shaft-Spindle
2	69-6950	1	Spacer-Shaft, Spindle
3	119-4546	1	Spindle Housing ASM
3:1	104-3549	1	Bearing Spacer Set
3:2	110-8297	1	Bearing ASM
3:3	253-154	2	Seal-Oil
3:4	302-60	1	Fitting-Grease
4	106-7159	1	O-Ring
5	104-3545	1	Pulley-Driving
6	104-8322	1	Washer-Hardened
7	3296-60	1	Nut-Lock, NI
8	104-3544	1	Mount-Motor, Drive



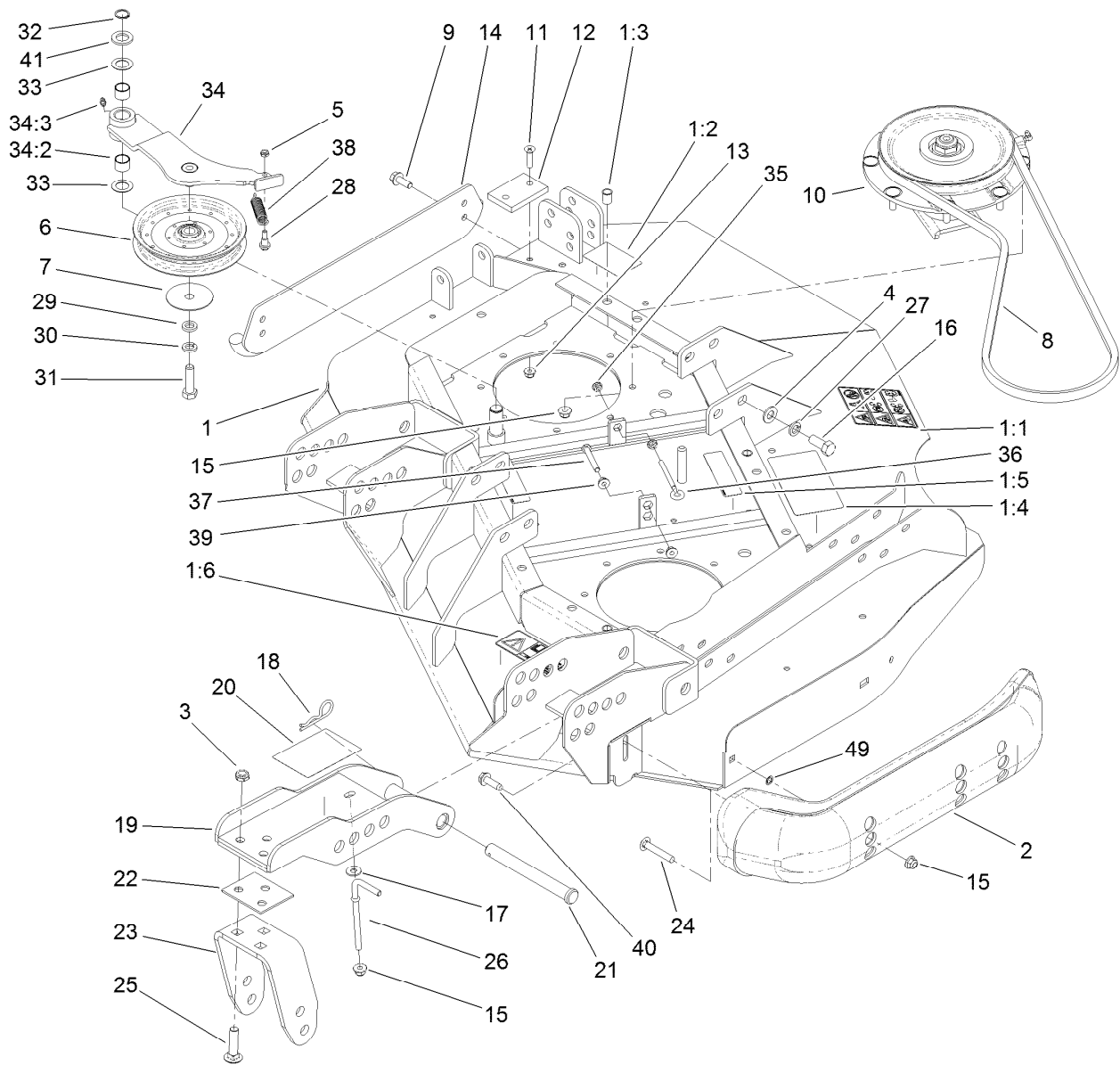
Right Deck Discharge Chamber and Cover Assembly

<i>Ref.</i>	<i>Part Number</i>	<i>Qty.</i>	<i>Description</i>	<i>Ref.</i>	<i>Part Number</i>	<i>Qty.</i>	<i>Description</i>
1	120-4131-01	1	Chamber-Outer	9	100-5668-03	1	Plate-Cover, RH Side
2	104-2204-01	1	Chamber-Inner	10	3234-1	3	Screw-HHF
3	3230-18	11	Screw-CARR	11	1-804254	7	Nut-Lock, HH
4	3296-45	2	Nut-Hex	12	74-5950	7	Latch-Swell
5	29-4820	2	Roller	13	100-5665-03	1	Plate-Cover, RH
6	325-17	2	Screw-HH	14	100-5666	1	Cover-Motor, RH Deck
7	104-8300	11	Nut-HF, NI	17	3234-42	1	Screw-HHF
8	107-3154	3	Nut-Push	18	104-8301	1	Nut-HF, NI



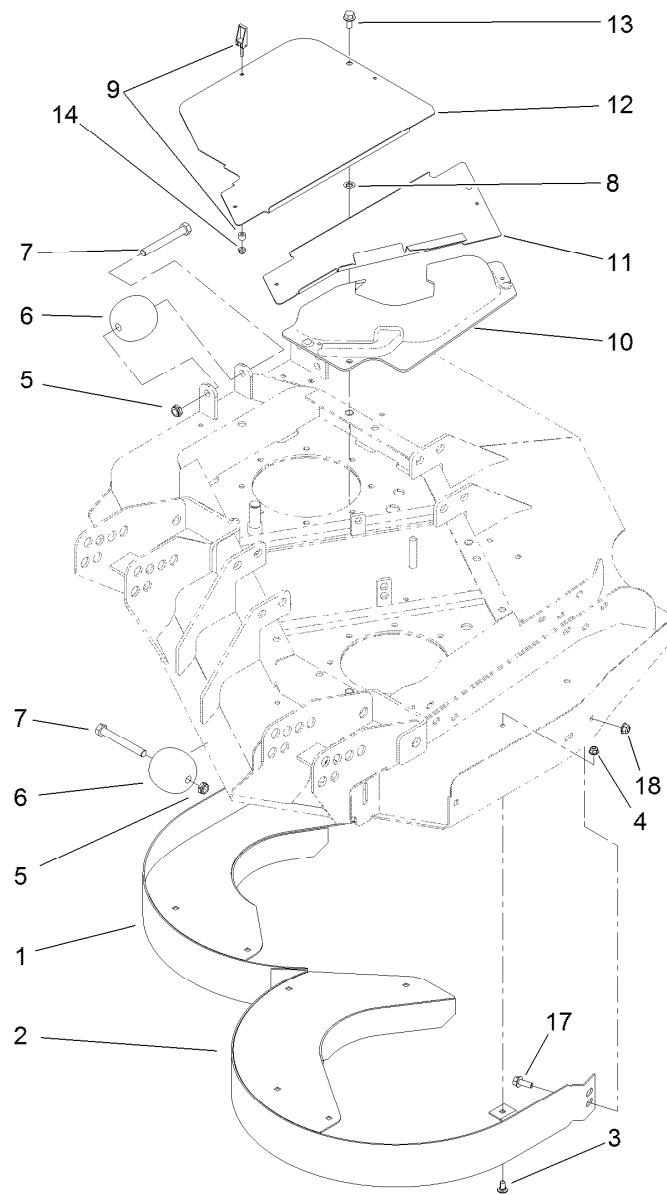
Left Deck Idler and Skid Assembly

Ref.	Part Number	Qty.	Description	Ref.	Part Number	Qty.	Description
1	120-4072	1	Left Deck ASM	16	325-5	8	Screw-HH
1:1	120-6604	1	Decal-Danger	17	3256-3	2	Washer-Flat
1:2	100-5693	1	Decal-Rear HOC, LH	18	3290-343	4	Pin-Hair
1:3	32148-9	3	Nut-Clinch	19	104-7529-01	2	Bracket-Castor
1:4	100-5622	1	Decal-HOC	20	104-3579	1	Decal-HOC
1:5	100-6578	3	Decal-Danger	21	100-5569	4	Pin-Clevis
1:6	93-7818	1	Decal-Torque, Blade Bolt	22	104-7524	8	Shim
2	112-1479	1	Skid-Bumper, Deck	23	104-7525-01	2	Bracket-Fork
3	3296-45	6	Nut-Hex	24	3231-33	2	Screw-CARR
4	3256-26	8	Washer-Flat	25	3233-4	6	Screw-CARR
5	3296-56	1	Nut-Lock, NI	26	106-2047	2	Rod-Tension
6	110-9596	1	Pulley-Idler	27	3253-7	8	Washer-Lock
7	100-3102	1	Washer-Flat	28	104-0858	1	Bolt-Shoulder
8	108-8076	1	V-Belt, Deck	29	9202424	1	Spacer
9	3234-42	2	Screw-HHF	30	3253-7	1	Washer-Lock
10	119-4776	1	Low-Driven Spindle ASM	31	325-7	1	Screw-HH
11	32108-103	2	Screw-FH	32	32120-72	1	Ring-Snap
12	69-9290	1	Pad-Bumper	33	3-6498	2	Washer-Thrust
13	104-8300	2	Nut-HF, NI	34	110-6128	1	Idler Arm ASM
14	104-2250-01	1	Skid-Side	34:2	256-76	2	Bushing
15	104-8301	18	Nut-HF, NI	34:3	302-5	1	Fitting-Grease



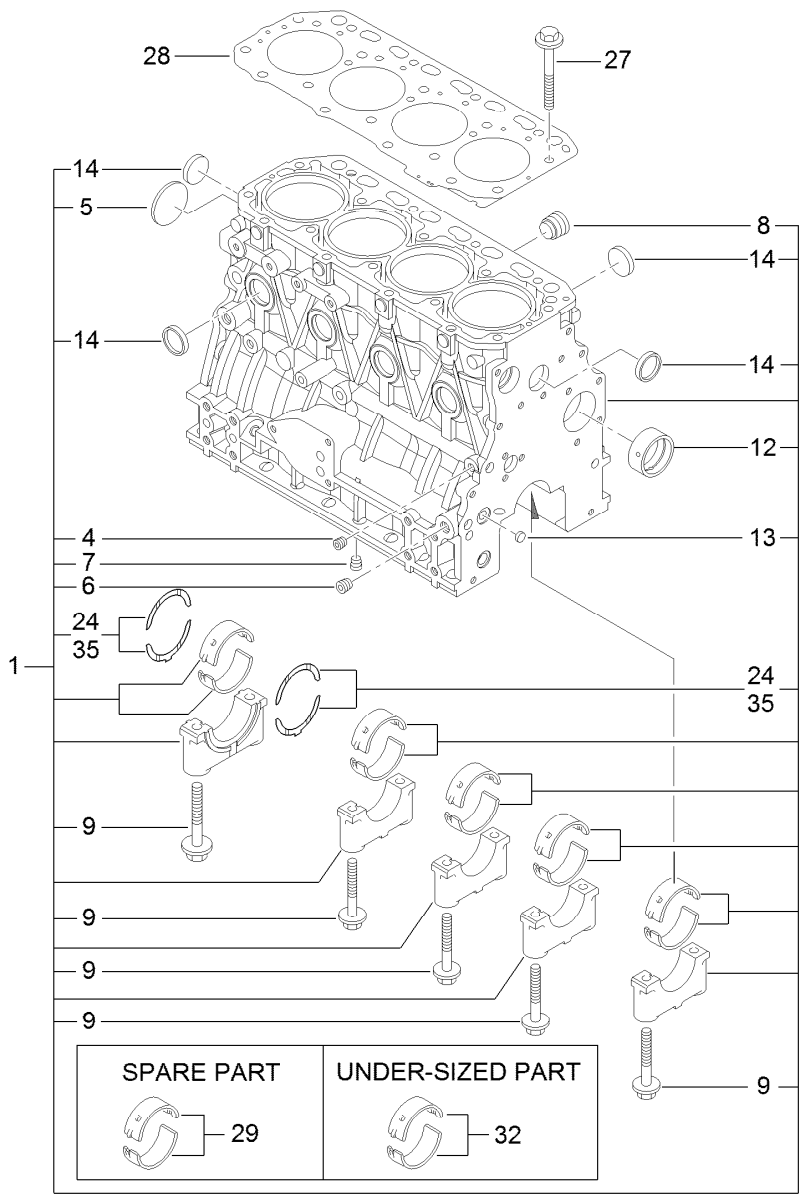
Left Deck Idler and Skid Assembly (continued)

<i>Ref.</i>	<i>Part Number</i>	<i>Qty.</i>	<i>Description</i>	<i>Ref.</i>	<i>Part Number</i>	<i>Qty.</i>	<i>Description</i>
35	32128-14	2	Nut-HF	39	32128-26	2	Nut-Flange
36	68-0090	1	Screw-Adjusting	40	9136144	1	Screw-HWHTF
37	9114524	1	Bolt-TAP, HH	41	70-1160	1	Washer
38	107938	1	Spring-Extension	49	32151-72	2	Ring-Retaining



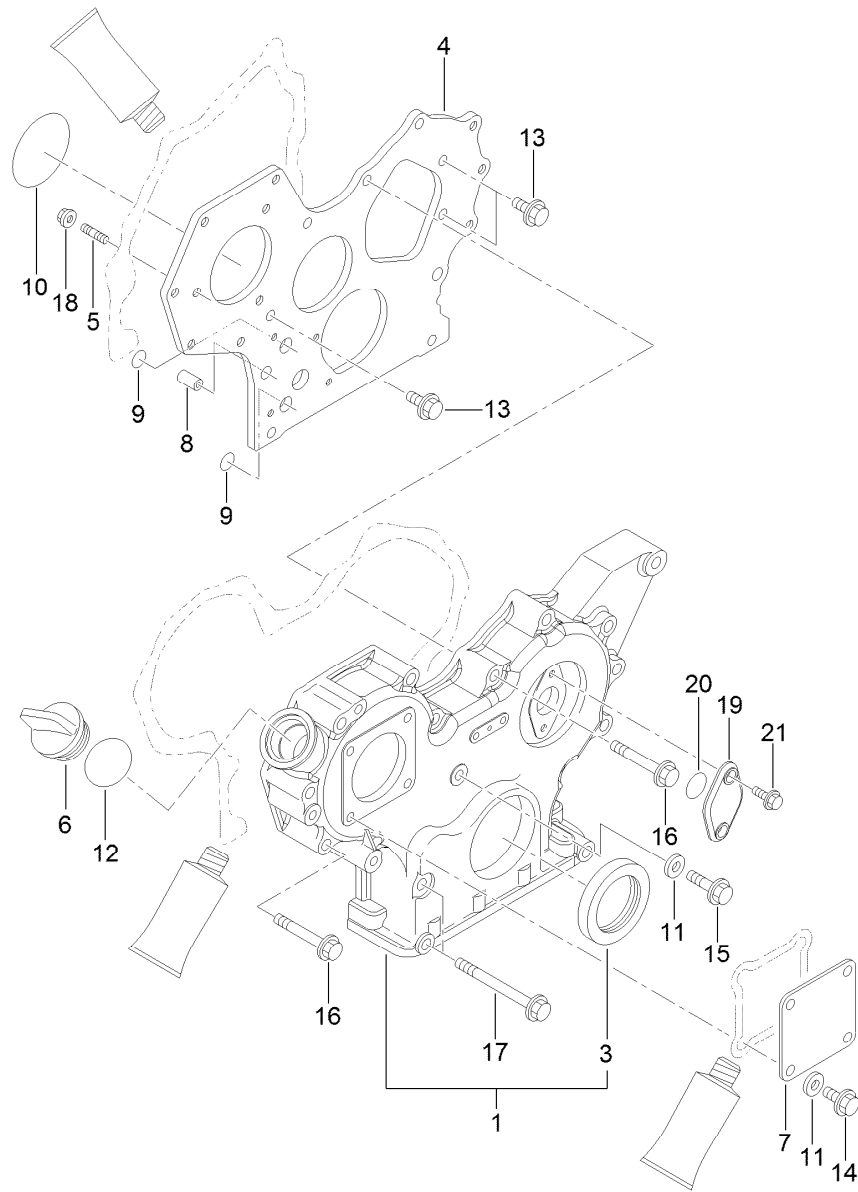
Left Deck Discharge Chamber and Cover Assembly

<i>Ref.</i>	<i>Part Number</i>	<i>Qty.</i>	<i>Description</i>	<i>Ref.</i>	<i>Part Number</i>	<i>Qty.</i>	<i>Description</i>
1	104-2205-01	1	Chamber-Inner	9	74-5950	7	Latch-Swell
2	120-4132-01	1	Chamber-Outer	10	100-5669	1	Cover-Motor, LH Deck
3	3230-18	9	Screw-CARR	11	100-5664-03	1	Plate-Cover, LH
4	104-8300	9	Nut-HF, NI	12	100-5667-03	1	Plate-Cover, LH Side
5	3296-45	2	Nut-Hex	13	3234-1	3	Screw-HHF
6	29-4820	2	Roller	14	1-804254	7	Nut-Lock, HH
7	325-17	2	Screw-HH	17	3234-42	1	Screw-HHF
8	107-3154	3	Nut-Push	18	104-8301	1	Nut-HF, NI



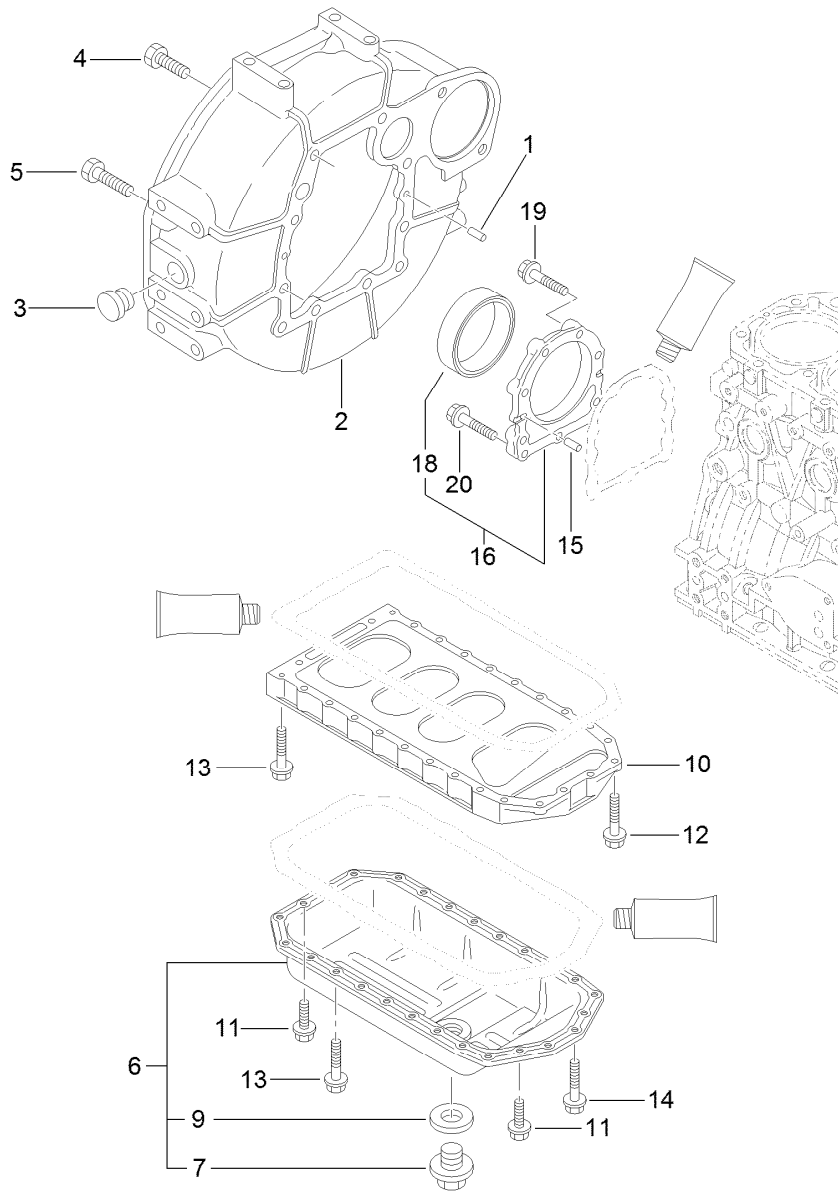
Cylinder Block Assembly

<i>Ref.</i>	<i>Part Number</i>	<i>Qty.</i>	<i>Description</i>	<i>Ref.</i>	<i>Part Number</i>	<i>Qty.</i>	<i>Description</i>
1	125-7244	1	Cylinder Block ASM	13	125-7237	2	Plug
4	125-6969	1	Plug	14	125-7239	8	Plug
5	125-6980	1	Plug	24	125-7010	2	Metal-Thrust
6	125-6973	1	Plug	27	125-7006	18	Bolt
7	125-6973	1	Plug	28	125-7049	1	Gasket-Head
8	125-7170	1	Plug	29	125-6981	5	Metal-Main
9	125-7007	10	Bolt	32	125-7009	5	Metal-Main (0.25)
12	125-7108	1	Bushing	35	125-7011	1	Metal-Thrust (0.25)



Gear Housing Assembly

<i>Ref.</i>	<i>Part Number</i>	<i>Qty.</i>	<i>Description</i>	<i>Ref.</i>	<i>Part Number</i>	<i>Qty.</i>	<i>Description</i>
1	125-7247	1	Case ASM	12	125-7197	1	O-Ring
3	125-6944	1	Seal-Oil	13	125-7214	3	Bolt
4	125-6936	1	Flange	14	125-7214	4	Bolt
5	125-6919	3	Stud	15	125-7216	1	Bolt
6	125-6972	1	Cover-Filler	16	125-7221	12	Bolt
7	125-6977	1	Cover	17	125-7224	3	Bolt
8	125-7107	2	Pipe	18	125-7229	3	Nut
9	125-6909	2	O-Ring	19	125-6950	1	Cover
10	125-6957	1	O-Ring	20	125-7199	1	O-Ring
11	125-7174	5	Washer-Seal	21	125-7208	2	Bolt

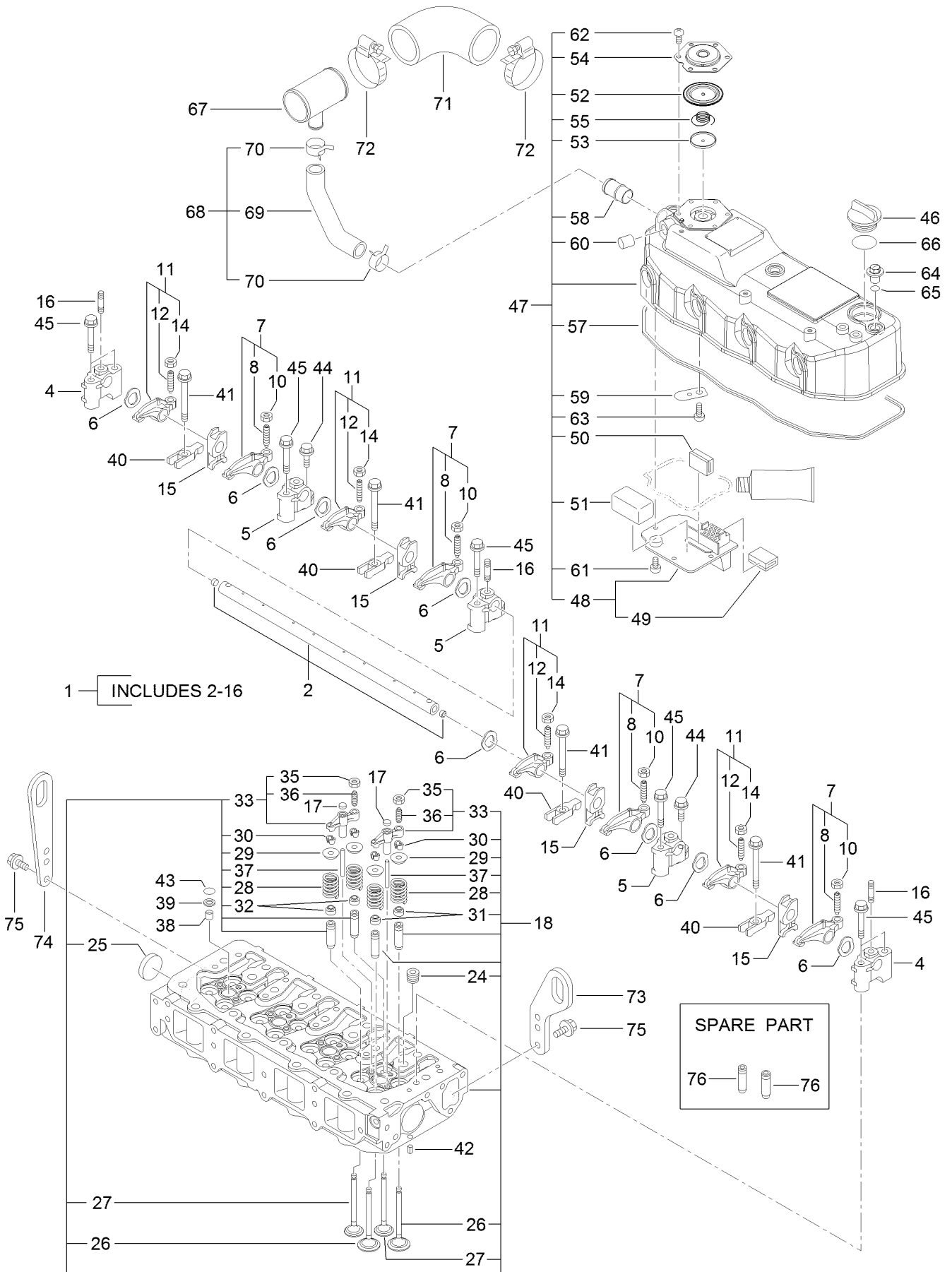


Flywheel Housing and Oil Sump Assembly

Ref.	Part Number	Qty.	Description
1	125-6995	2	Pin
2	125-7100	1	Housing
3	125-6910	1	Cap
4	125-7226	6	Bolt
5	125-7227	4	Bolt
6	125-7241	1	Oil Sump ASM
7	125-6912	1	Plug-Drain
9	125-7177	1	Washer-Seal
10	125-7035	1	Spacer

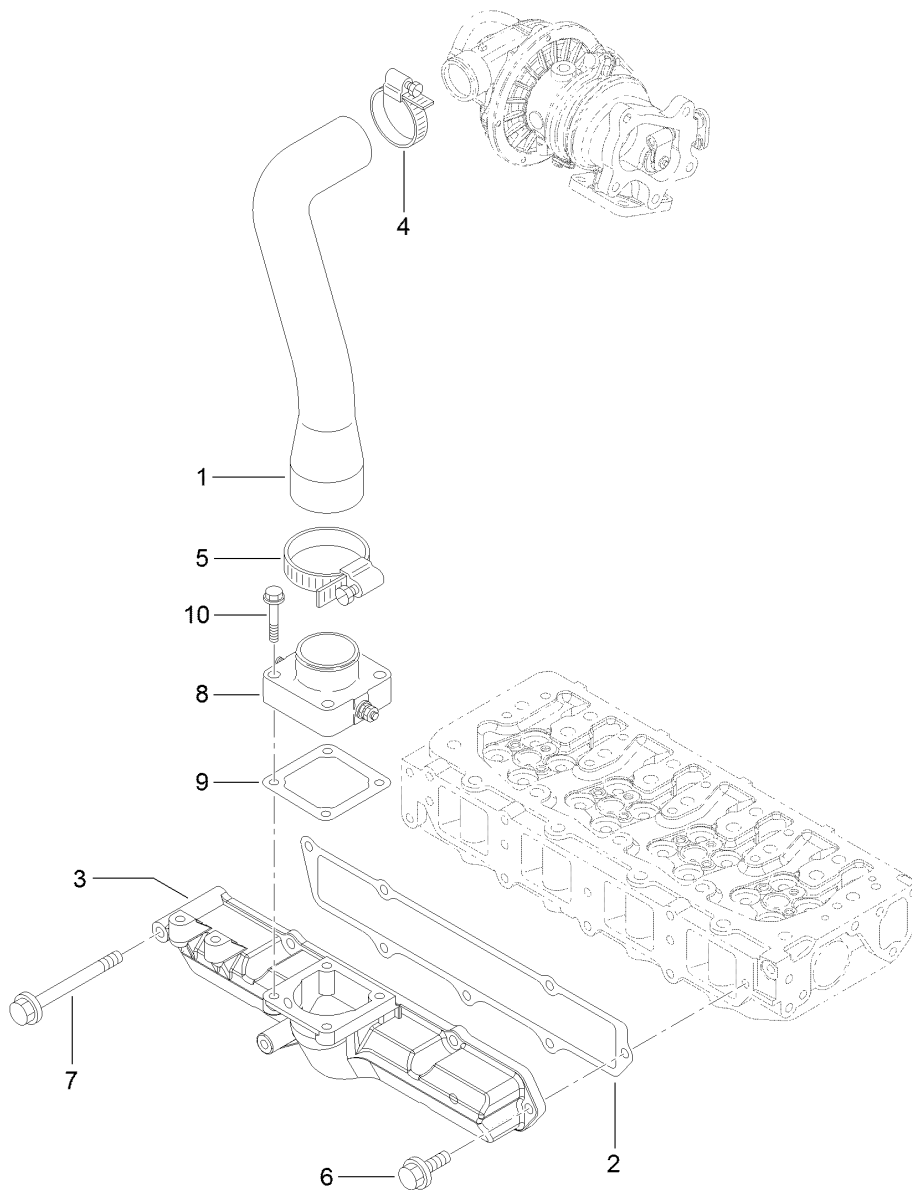
Ref.	Part Number	Qty.	Description
11	125-7214	4	Bolt
12	125-7215	2	Bolt
13	125-7219	20	Bolt
14	125-7220	4	Bolt
15	125-6995	2	Pin
16	125-6996	1	Case ASM
18	125-7106	1	Seal-Oil
19	125-7045	6	Bolt
20	125-7217	3	Bolt

Cylinder Head and Bonnet Assembly



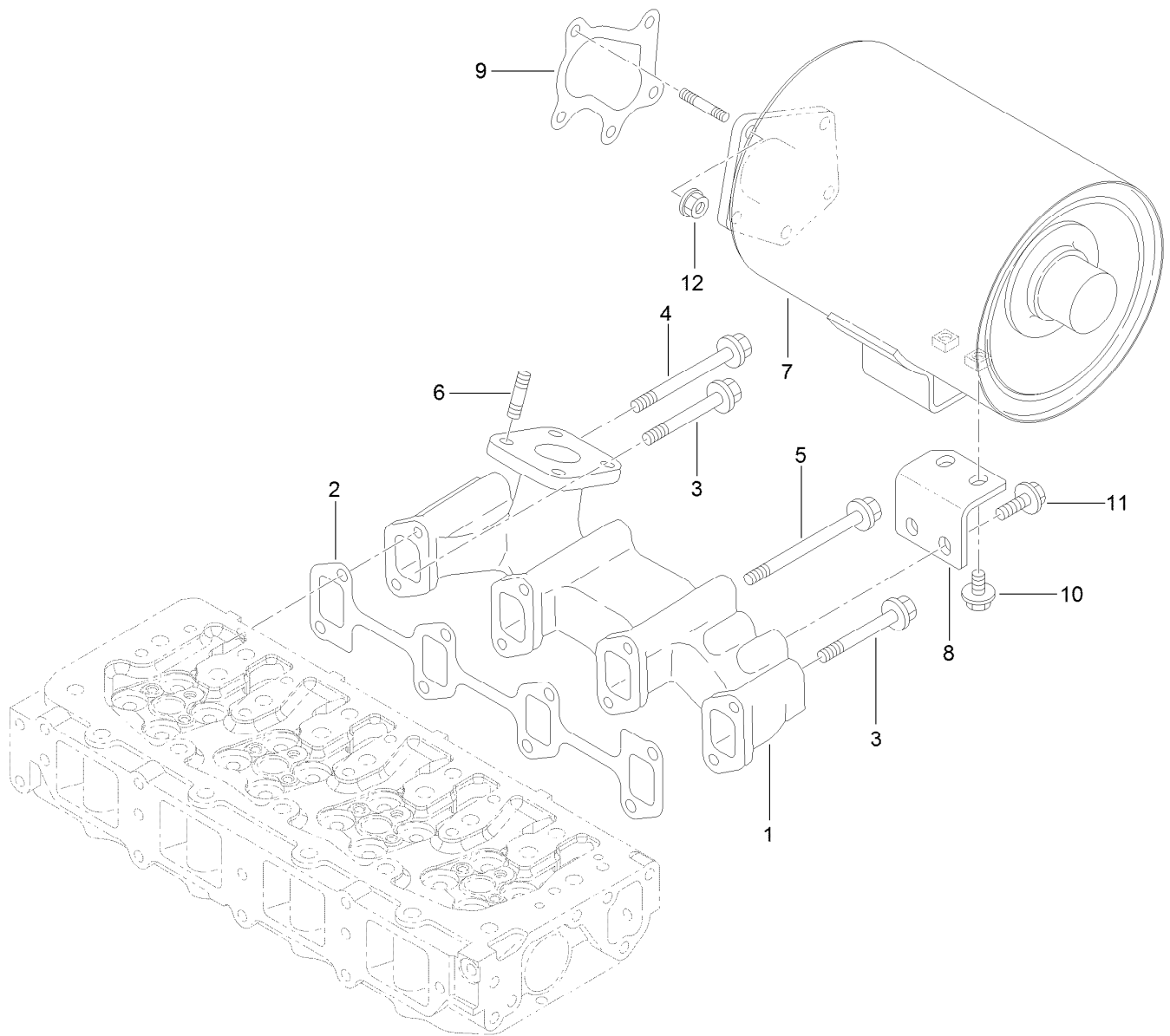
Cylinder Head and Bonnet Assembly (continued)

<i>Ref.</i>	<i>Part Number</i>	<i>Qty.</i>	<i>Description</i>	<i>Ref.</i>	<i>Part Number</i>	<i>Qty.</i>	<i>Description</i>
1	125-7055	1	Shaft ASM	43	93-0418	4	O-Ring
2	125-7056	1	Shaft	44	125-7215	3	Bolt
4	125-7057	2	Support	45	125-7220	7	Bolt
5	125-7058	3	Support	46	125-6972	1	Cover-Filler
6	125-7059	8	Washer	47	125-7099	1	Bonnet ASM
7	125-7061	4	Arm-Rocker	48	125-7050	1	Plate
8	125-7013	4	Screw-Adjust, Valve	49	125-6920	1	Baffle
10	125-7014	4	Nut	50	125-7012	1	Baffle
11	125-7062	4	Arm-Rocker	51	125-7118	1	Baffle-Breather
12	125-7013	4	Screw-Adjust, Valve	52	125-6959	1	Diaphragm
14	125-7014	4	Nut	53	125-6960	1	Plate
15	125-7593	1	Retainer	54	125-6961	1	Plate-Breather
16	125-7228	3	Stud	55	125-6962	1	Spring-Diaphragm
17	125-6963	8	Seat-Bridge, Valve	57	125-7060	1	Gasket
18	125-7089	1	Cylinder Head ASM	58	125-6982	1	Pipe
24	125-7196	4	Plug	59	125-6994	1	Spring
25	125-7240	2	Plug	60	125-6913	1	Plug
26	125-7051	8	Valve	61	125-7186	4	Screw
27	125-7052	8	Valve	62	125-7186	6	Screw
28	125-7053	16	Spring	63	125-7186	1	Screw
29	125-7054	16	Retainer	64	125-6974	3	Knob
30	125-6914	32	Cotter	65	93-0418	3	O-Ring
31	125-6915	8	Seal-Stem, Valve	66	125-7197	1	O-Ring
32	125-6916	8	Seal-Stem, Valve	67	125-7086	1	Joint
33	125-7104	8	Bridge ASM	68	125-7087	1	Hose ASM
35	125-7014	8	Nut	69	125-7088	1	Hose
36	125-6965	8	Adjuster	70	125-7040	2	Clip-Hose
37	125-7063	8	Guide	71	125-7090	1	Hose
38	125-6921	4	Protector	72	125-7190	2	Clamp-Hose
39	125-6911	4	Seat-Valve	73	125-7046	1	Lifter
40	125-7064	4	Retainer	74	125-7111	1	Lifter
41	125-7119	4	Bolt	75	125-7214	4	Bolt
42	125-7184	2	Pin-Spring	76	125-6917	16	Guide



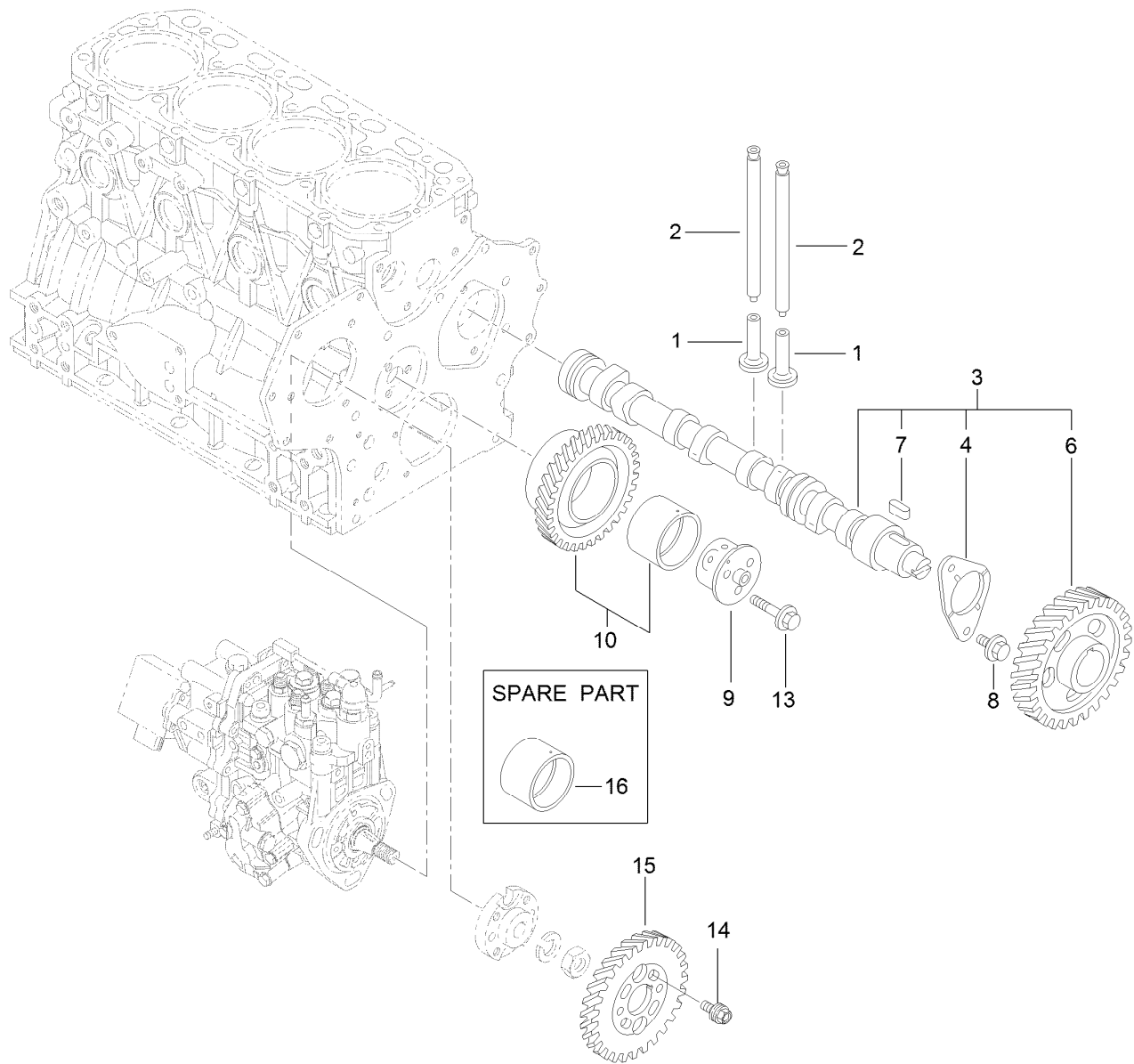
Suction Manifold Assembly

<i>Ref.</i>	<i>Part Number</i>	<i>Qty.</i>	<i>Description</i>
1	125-7065	1	Pipe
2	125-7066	1	Gasket
3	125-7067	1	Manifold-Intake
4	125-7189	1	Clamp-Hose
5	125-7190	1	Clamp-Hose
6	125-7595	6	Bolt
7	125-7223	1	Bolt
8	125-7002	1	Heater
9	125-7028	1	Gasket
10	125-7217	4	Bolt



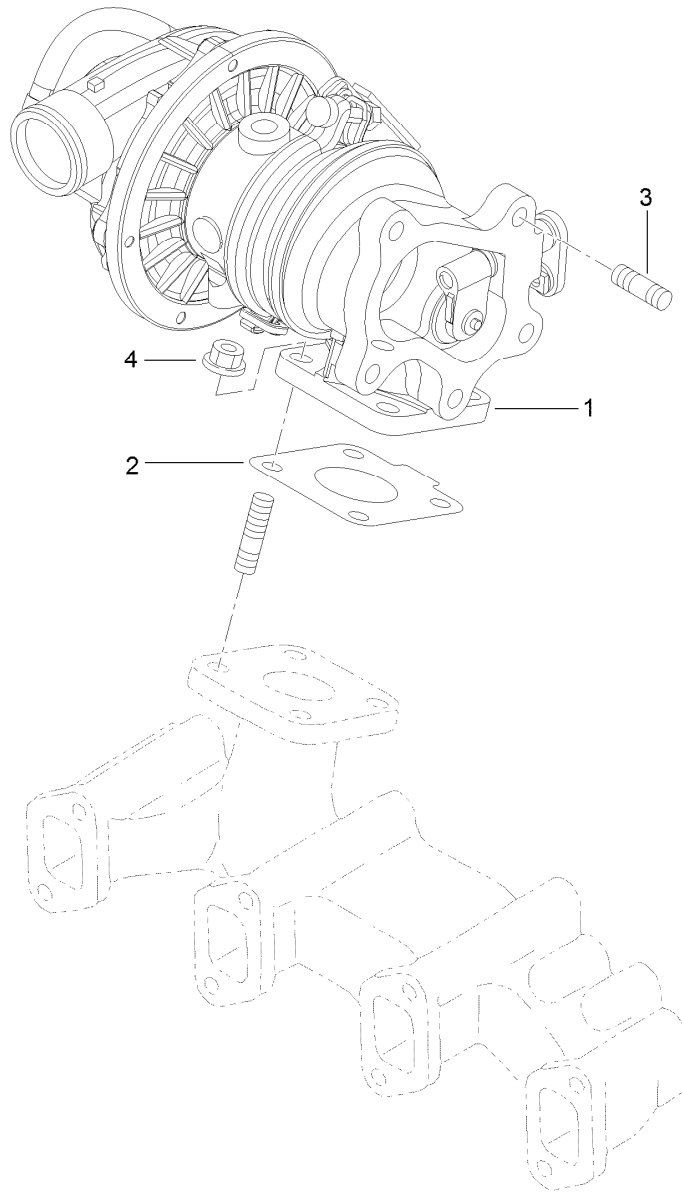
Exhaust Manifold and Silencer Assembly

<i>Ref.</i>	<i>Part Number</i>	<i>Qty.</i>	<i>Description</i>
1	125-7093	1	Manifold-Exhaust
2	125-7096	1	Gasket
3	125-6922	3	Bolt
4	125-6923	1	Bolt
5	125-6924	4	Bolt
6	125-6906	4	Stud
7	125-7094	1	Silencer
8	125-7095	1	Support-Silencer
9	125-7071	1	Gasket
10	125-7213	2	Bolt
11	125-7595	2	Bolt
12	125-7229	5	Nut



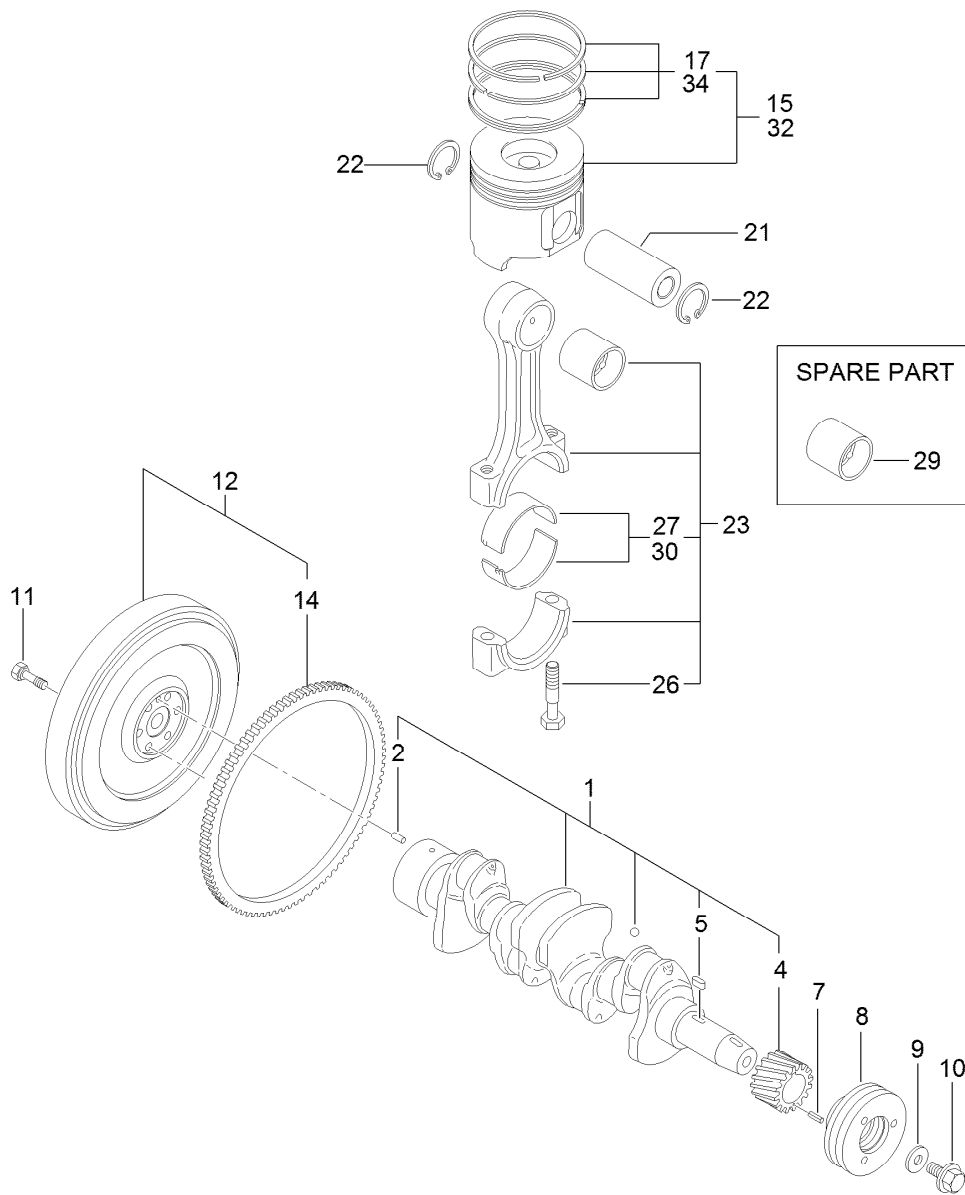
Camshaft and Driving Gear Assembly

Ref.	Part Number	Qty.	Description
1	125-7016	8	Tappet
2	125-7017	8	Rod-Push
3	125-7068	1	Camshaft ASM
4	125-7008	1	Metal-Thrust
6	125-7015	1	Gear
7	125-7185	1	Key
8	125-7213	2	Bolt
9	125-6938	1	Shaft
10	125-6928	1	Gear ASM
13	125-7218	3	Bolt
14	125-7020	4	Bolt
15	125-6929	1	Gear
16	125-6927	1	Bushing



Turbine Assembly

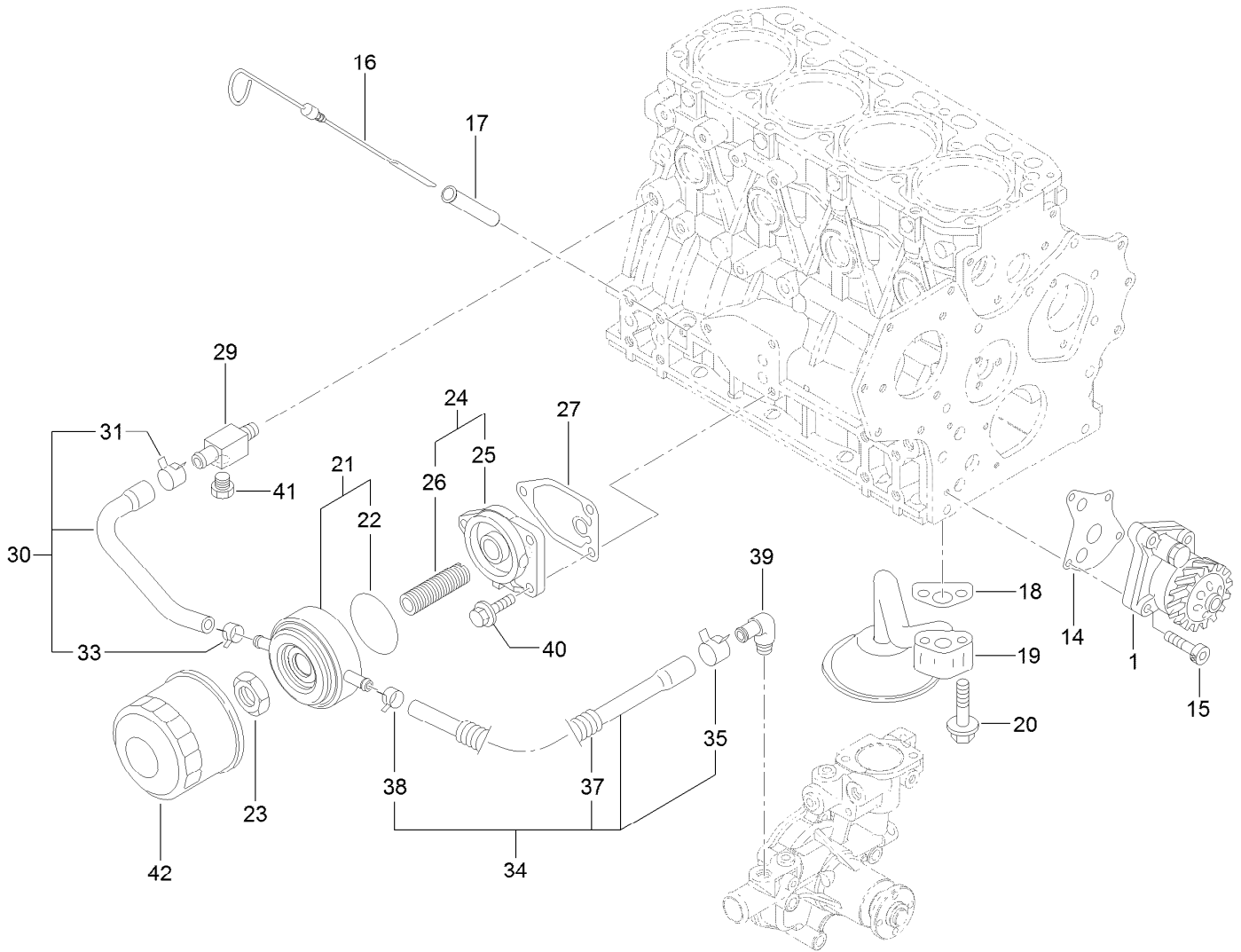
<i>Ref.</i>	<i>Part Number</i>	<i>Qty.</i>	<i>Description</i>
1	125-7069	1	Turbine
2	125-7070	1	Gasket
3	125-7043	5	Stud
4	125-7229	4	Nut



Crankshaft and Piston Assembly

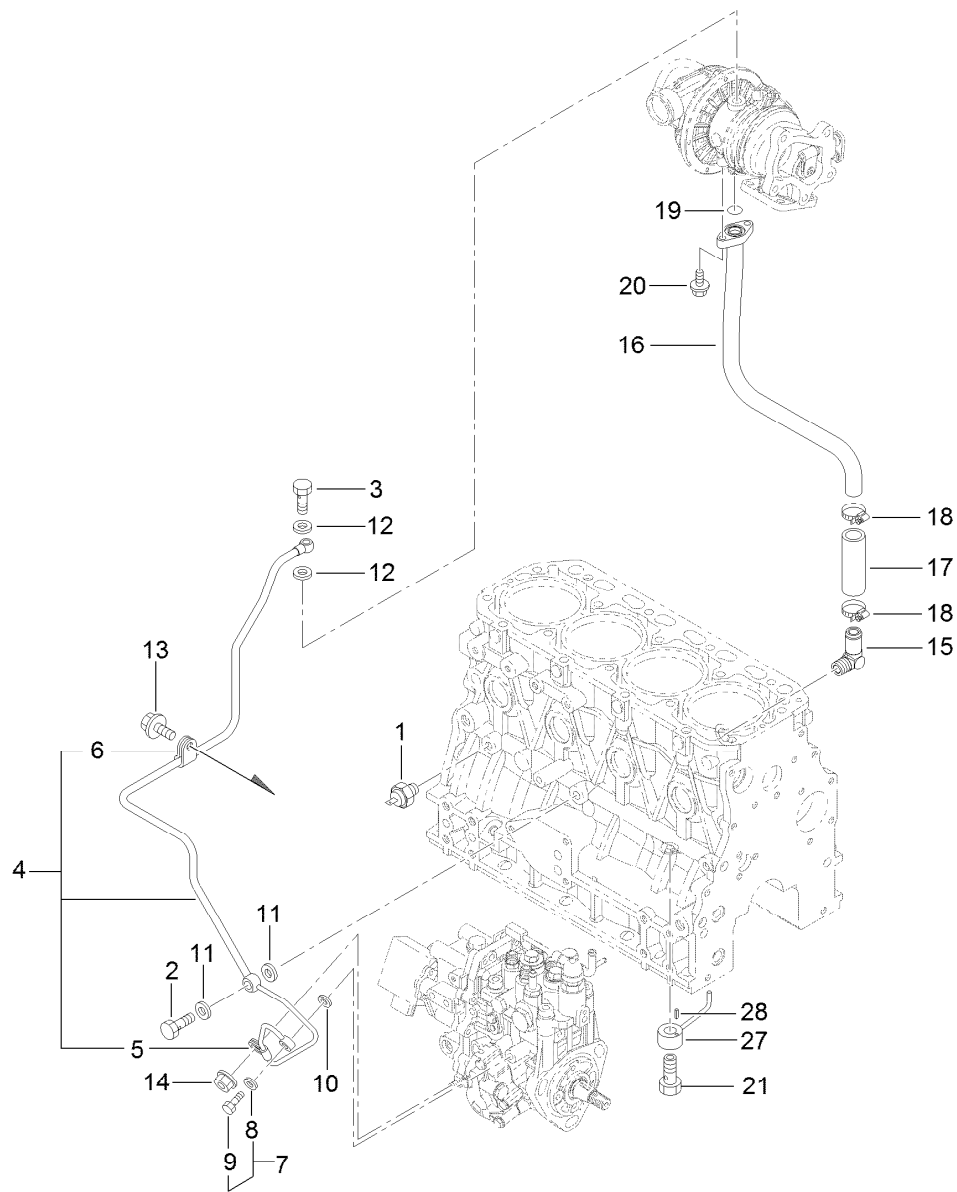
Ref.	Part Number	Qty.	Description
1	125-7091	1	Crankshaft ASM
2	125-6995	1	Pin
4	125-6937	1	Gear
5	125-7185	1	Key
7	125-7182	1	Pin-Spring
8	125-6925	1	V-Pulley
9	125-7109	1	Washer
10	125-6956	1	Bolt
11	125-6951	6	Bolt
12	125-7172	1	Flywheel ASM
14	125-6943	1	Gear

Ref.	Part Number	Qty.	Description
15	125-7072	4	Piston ASM
17	125-6983	4	Piston Ring Set
21	125-7030	4	Pin
22	125-7180	8	Ring
23	125-7242	4	Connecting Rod ASM
26	125-6955	8	Bolt
27	125-7018	4	Pin-Crank
29	125-6997	4	Pin-Piston
30	125-7019	4	Pin-Crank (.25)
32	125-7073	4	Piston ASM (0.25 Os)
34	125-6985	4	Piston Ring Set (.25)



Lubrication and Oil System Assembly

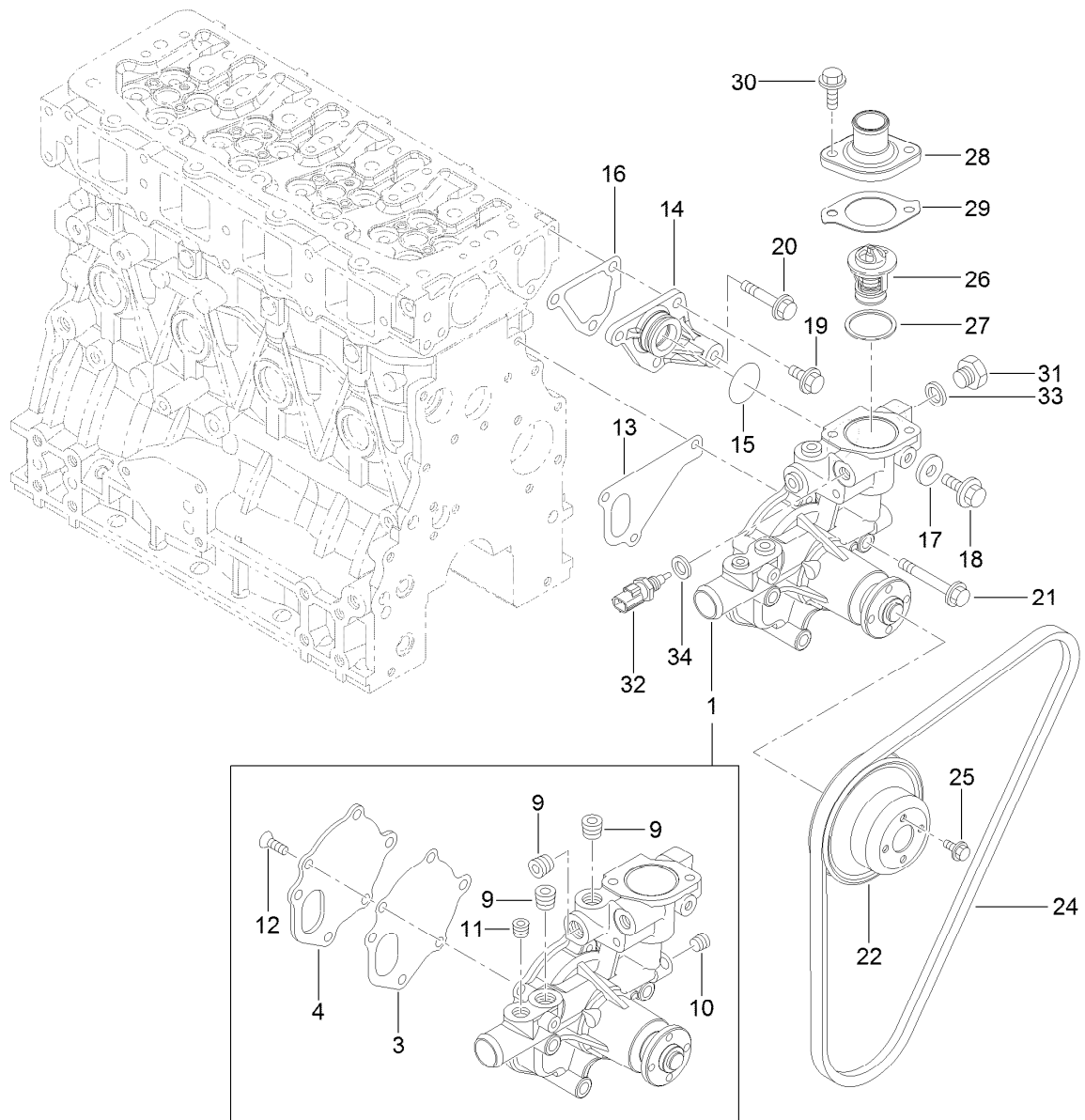
<i>Ref.</i>	<i>Part Number</i>	<i>Qty.</i>	<i>Description</i>	<i>Ref.</i>	<i>Part Number</i>	<i>Qty.</i>	<i>Description</i>
1	125-7044	1	Oil Pump ASM	27	125-7024	1	Gasket
14	125-7021	1	Gasket	29	125-6990	1	Joint
15	125-7232	4	Bolt	30	125-7078	1	Pipe ASM
16	125-6987	1	Dipstick	31	125-7162	1	Clip
17	125-6954	1	Guide-Dipstick	33	125-7191	1	Clamp-Hose
18	125-7022	1	Gasket	34	125-7079	1	Pipe ASM
19	125-7023	1	Pipe ASM	35	125-7162	1	Clip
20	125-7217	2	Bolt	37	125-6946	1	Tube
21	125-7074	1	Cooler ASM	38	125-7191	1	Clamp-Hose
22	125-7075	1	O-Ring	39	125-7001	1	Elbow
23	125-7041	1	Nut-Cooler, Oil	40	125-7595	3	Bolt
24	125-6989	1	Bracket ASM	41	125-7171	1	Plug-Drain
25	125-6930	1	Bracket	42	125-7025	1	Filter-Engine
26	125-7042	1	Stud				



Lubrication Oil Line Assembly

Ref.	Part Number	Qty.	Description
1	125-6918	1	Switch-Oil
2	125-6975	1	Bolt-Joint, Pipe
3	125-6952	1	Bolt-Joint, Pipe
4	125-7076	1	Pipe ASM
5	125-6931	1	Retainer
6	125-6976	1	Retainer
7	125-6988	1	Joint Bolt ASM
8	125-7174	1	Washer-Seal
9	125-7194	1	Bolt-Joint
10	125-7174	1	Washer-Seal
11	125-7175	2	Washer-Seal
12	125-7193	2	Gasket

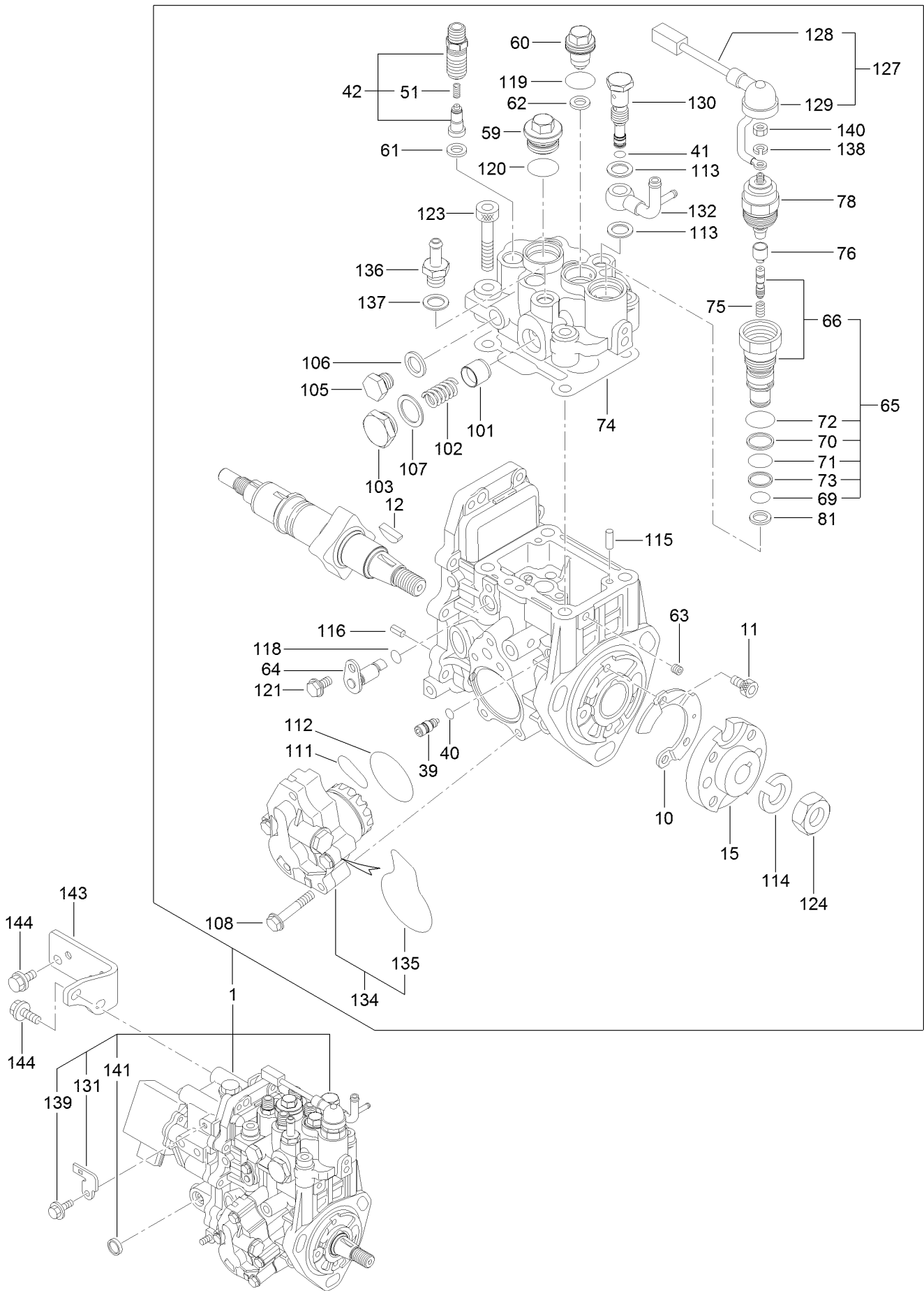
Ref.	Part Number	Qty.	Description
13	125-7212	1	Bolt
14	125-7231	1	Nut
15	125-6971	1	Elbow
16	125-7077	1	Pipe
17	125-6958	1	Hose
18	125-7188	2	Clamp-Hose
19	125-7198	1	O-Ring
20	125-7208	2	Bolt
21	125-7105	4	Check Valve ASM
27	125-7098	4	Nozzle
28	125-7182	4	Pin-Spring



Cooling Water System Assembly

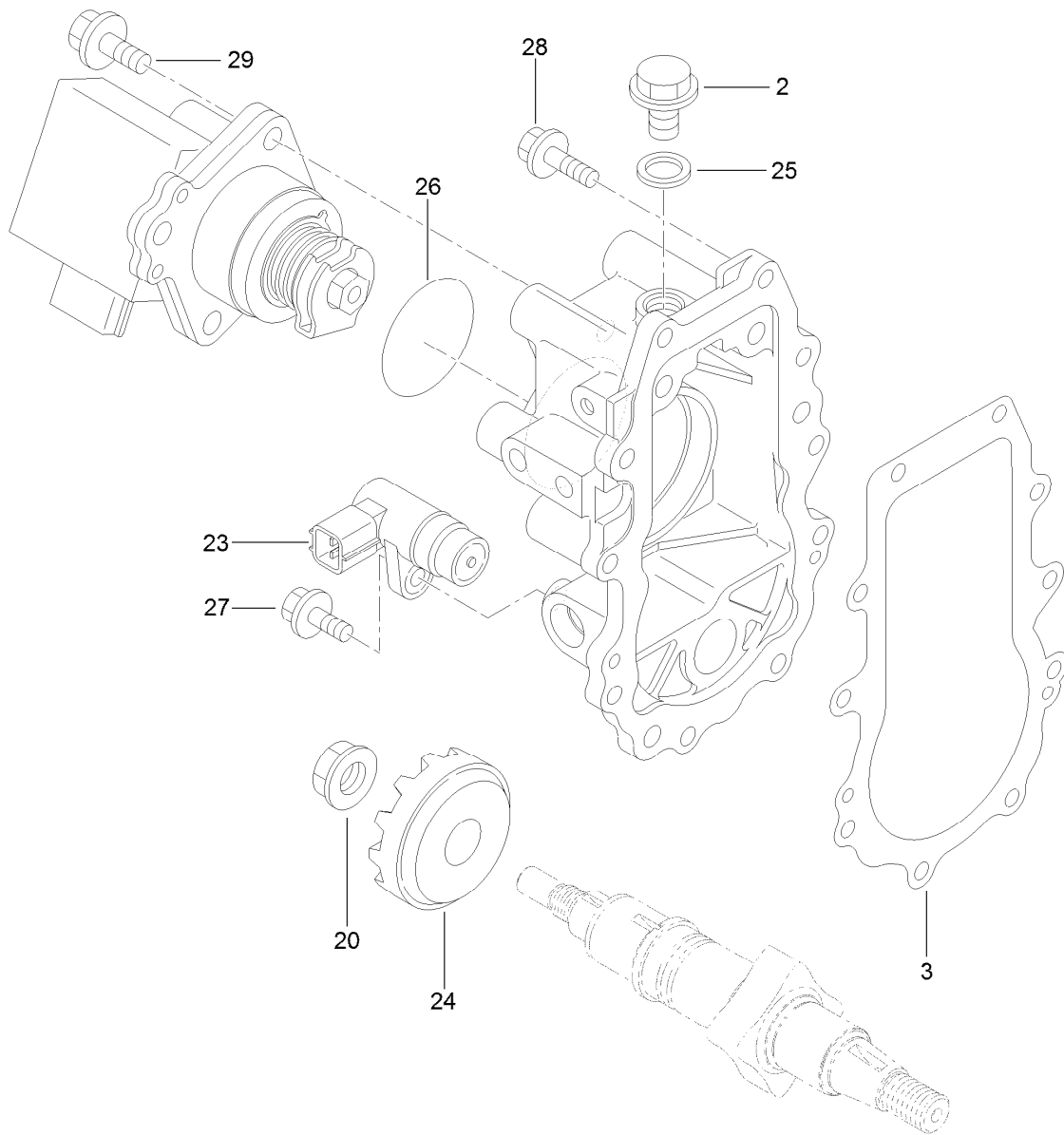
Ref.	Part Number	Qty.	Description	Ref.	Part Number	Qty.	Description
1	125-7031	1	CW Pump ASM	20	125-7219	1	Bolt
3	125-6998	1	Gasket	21	125-7222	3	Bolt
4	125-6999	1	Plate	22	125-7039	1	V-Pulley
9	125-7123	3	Plug	24	125-7204	1	V-Belt
10	125-7195	1	Plug	25	125-7206	4	Bolt
11	125-7196	1	Plug	26	125-7029	1	Thermostat
12	125-7234	3	Screw	27	125-7026	1	Gasket
13	125-7047	1	Gasket	28	125-7034	1	Cover
14	125-6986	1	Joint	29	125-7110	1	Gasket
15	125-7048	1	O-Ring	30	125-7594	2	Bolt
16	125-6978	1	Gasket	31	125-6953	1	Plug
17	125-7192	1	Gasket	32	125-7124	1	Sensor-Thermostat, CW
18	125-7212	1	Bolt	33	125-6979	1	Gasket
19	125-7214	3	Bolt	34	125-7176	1	Washer-Seal

Fuel Injection Pump Assembly



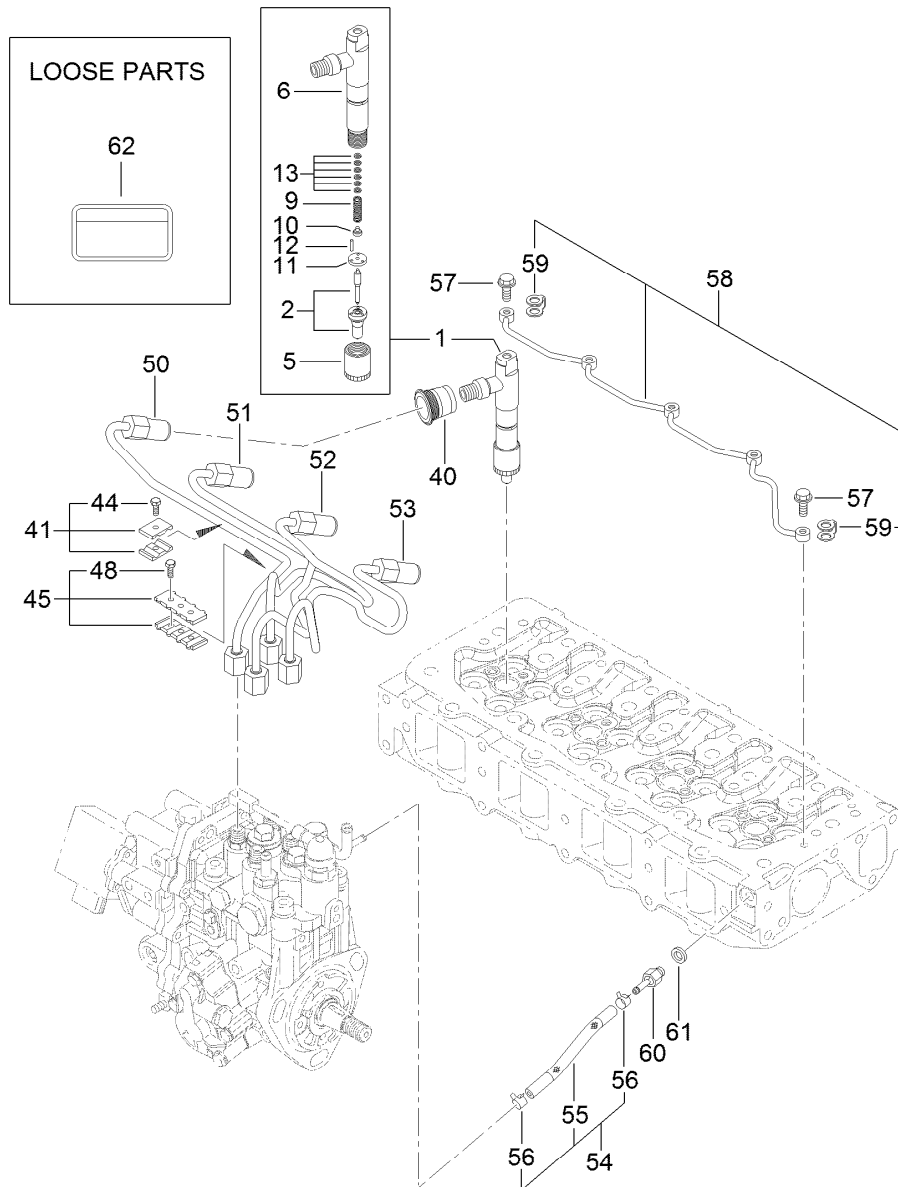
Fuel Injection Pump Assembly (continued)

<i>Ref.</i>	<i>Part Number</i>	<i>Qty.</i>	<i>Description</i>	<i>Ref.</i>	<i>Part Number</i>	<i>Qty.</i>	<i>Description</i>
1	125-7246	1	Fie ASM	106	125-7176	1	Washer-Seal
10	125-6991	1	Cover	107	125-7591	1	Washer-Seal
11	125-6992	2	Bolt	108	125-7147	4	Bolt
12	125-6932	1	Key	111	125-7142	1	O-Ring
15	125-7135	1	Flange	112	125-7143	1	O-Ring
39	125-7156	1	Stopper	113	125-7176	2	Washer-Seal
40	125-7154	1	O-Ring	114	125-7179	1	Washer-Spring
41	125-7154	1	O-Ring	115	125-7181	2	Pin-Parallel
42	125-7092	4	Valve ASM	116	125-7183	2	Pin-Spring
51	125-7155	4	Spring	118	93-0400	1	O-Ring
59	125-7157	1	Plug	119	125-7201	1	O-Ring
60	125-6933	1	Plug	120	125-7202	1	O-Ring
61	125-7136	4	Gasket	121	125-7205	1	Bolt
62	125-7136	1	Gasket	123	125-7233	4	Bolt
63	125-7151	1	Plug	124	125-7236	1	Nut
64	125-7137	1	Lifter	127	125-7125	1	Harness ASM
65	125-7102	1	Timer Set	128	125-7126	1	Harness
66	125-7103	1	Timer ASM	129	125-7033	1	Cap
69	125-7145	1	O-Ring	130	125-7158	1	Joint
70	125-6934	1	Ring	131	125-7127	1	Bracket
71	125-6935	1	O-Ring	132	125-7139	1	Joint
72	125-7202	1	O-Ring	134	125-7141	1	Feed Pump ASM
73	125-7203	1	Ring-Back Up	135	125-7144	1	O-Ring
74	125-7138	1	Gasket	136	125-6945	1	Joint
75	125-6940	1	Spring	137	125-7176	1	Washer-Seal
76	125-6941	1	Cap	138	125-7178	1	Washer-Spring
78	125-6942	1	Solenoid Valve ASM	139	125-7207	1	Bolt
81	125-7146	1	Gasket	140	125-7235	1	Nut
101	125-7159	1	Piston	141	125-7238	1	Plug
102	125-7140	1	Spring	143	125-7032	1	Retainer
103	125-7160	1	Plug	144	125-7214	4	Bolt
105	125-7148	1	Plug				



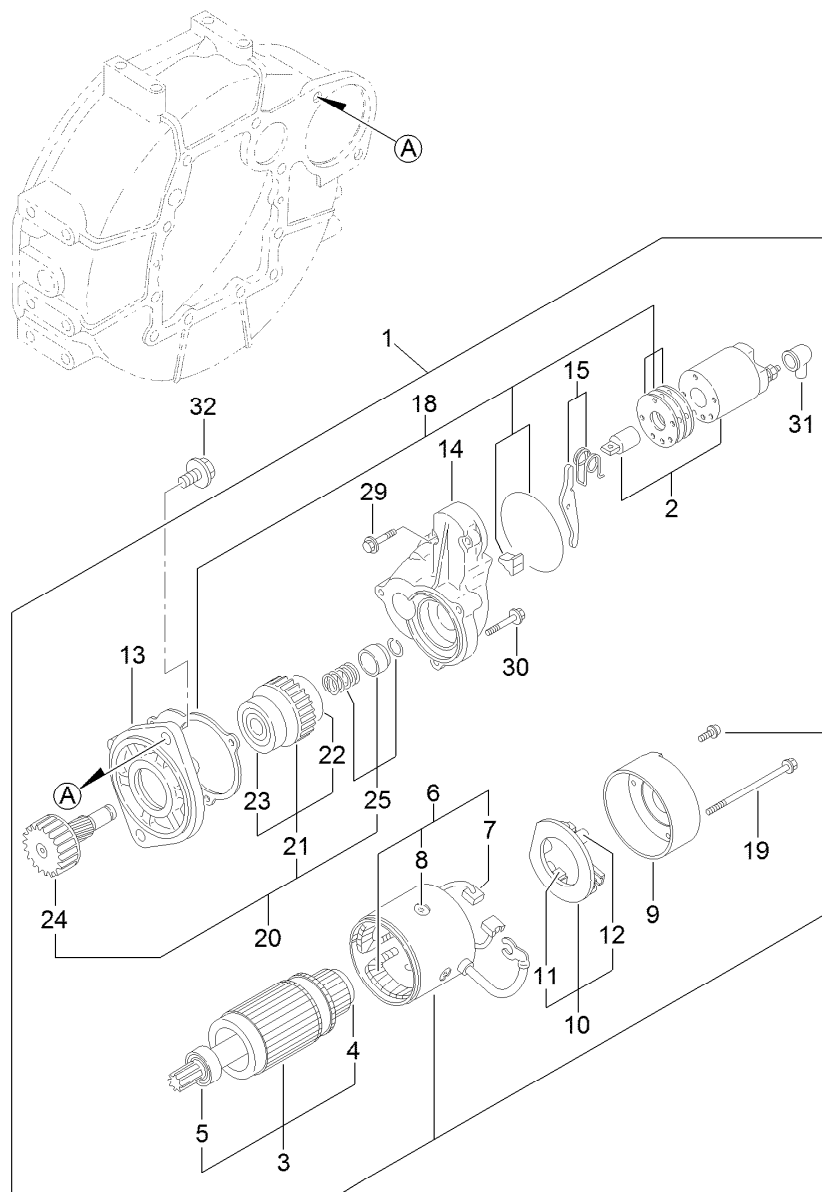
Governor Assembly

<i>Ref.</i>	<i>Part Number</i>	<i>Qty.</i>	<i>Description</i>
2	125-7148	1	Plug
3	125-7149	1	Gasket
20	125-6993	1	Nut
23	125-7152	1	Sensor
24	125-7150	1	Gear
25	125-7176	1	Washer-Seal
26	125-7200	1	O-Ring
27	125-7208	1	Bolt
28	125-7209	10	Bolt
29	125-7215	3	Bolt



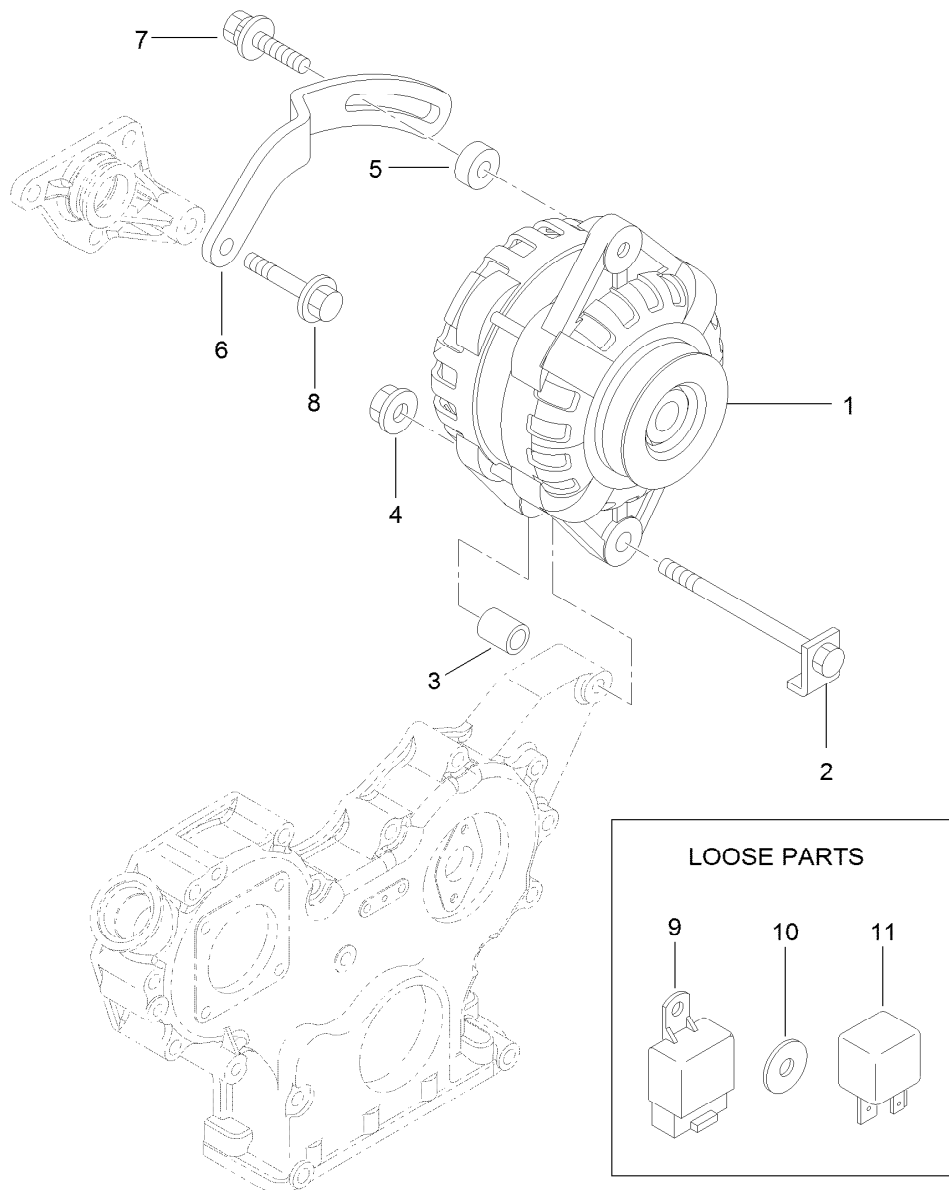
Fuel Injection Valve Assembly

<i>Ref.</i>	<i>Part Number</i>	<i>Qty.</i>	<i>Description</i>	<i>Ref.</i>	<i>Part Number</i>	<i>Qty.</i>	<i>Description</i>
1	125-7245	4	Injection Valve ASM	50	125-7082	1	Injection Pipe ASM
2	125-7133	4	Nozzle ASM	51	125-7083	1	Injection Pipe ASM
5	125-6901	4	Nut	52	125-7084	1	Injection Pipe ASM
6	125-7080	4	Holder ASM	53	125-7085	1	Injection Pipe ASM
9	125-6902	4	Spring	54	125-6948	1	Pipe ASM
10	125-6903	4	Seat-Spring	55	125-6949	1	Pipe
11	125-6904	4	Plate	56	125-6970	2	Clip
12	125-6905	8	Pin	57	125-6966	5	Bolt-Joint, Pipe
13	125-6939	4	Shim Set	58	125-7081	1	Pipe ASM
40	125-6964	4	Seal	59	125-6967	5	Gasket
41	125-6907	2	Retainer	60	125-6968	1	Joint
44	125-7027	2	Bolt	61	125-7174	1	Washer-Seal
45	125-7097	1	Retainer	62	125-6900	1	Label-Caution, Fuel Oil
48	125-7027	2	Bolt				



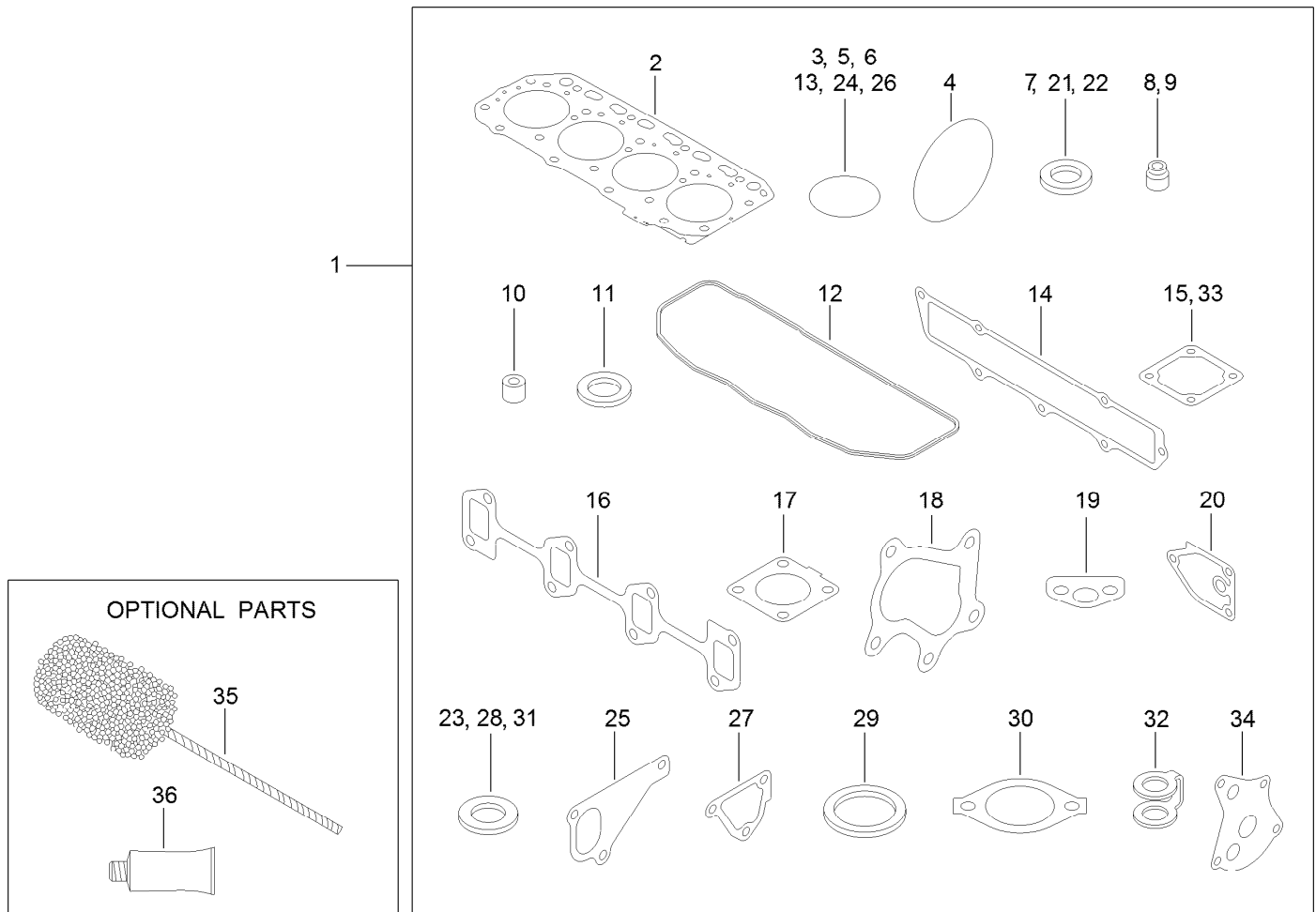
Starting Motor Assembly

<i>Ref.</i>	<i>Part Number</i>	<i>Qty.</i>	<i>Description</i>	<i>Ref.</i>	<i>Part Number</i>	<i>Qty.</i>	<i>Description</i>
1	125-7003	1	Starter	15	125-7165	1	Lever Set
2	125-7004	1	Switch ASM	18	125-7037	1	Dust Cover ASM
3	125-7112	1	Armature ASM	19	125-7117	2	Bolt-Through
4	125-7252	1	Bearing-Ball	20	125-7166	1	Pinion ASM
5	125-7249	1	Bearing, Ball	21	125-7250	1	Clutch ASM
6	125-7113	1	Field Coil ASM	22	125-7251	1	Bearing-Ball
7	125-7114	2	Brush	23	125-7253	1	Bearing-Ball
8	125-7163	4	Screw	24	125-7167	1	Shaft
9	125-7115	1	Cover	25	125-7168	1	Stopper Set
10	125-7116	1	Brush Holder ASM	29	125-7210	2	Bolt
11	125-7114	2	Brush	30	125-7211	3	Bolt
12	125-7036	4	Spring	31	125-7169	1	Cover
13	125-7164	1	Case-Gear	32	125-7225	2	Bolt
14	125-7005	1	Housing				



Generator Assembly

Ref.	Part Number	Qty.	Description
1	125-7120	1	Alternator-12V
2	125-7121	1	Bolt-Stopper
3	125-7122	1	Piece-Distance
4	125-7230	1	Nut
5	125-6947	1	Spacer
6	125-7101	1	Adjuster-Belt
7	125-7134	1	Bolt
8	125-7219	1	Bolt
9	125-7173	2	Relay
10	125-7131	3	Washer
11	125-7132	2	Relay



Gasket Set

Ref.	Part Number	Qty.	Description	Ref.	Part Number	Qty.	Description
1	125-7243	1	Gasket Set	19	125-7022	1	Gasket
2	125-7049	1	Gasket-Head	20	125-7024	1	Gasket
3	125-6909	2	O-Ring	21	125-7174	7	Washer-Seal
4	125-6957	1	O-Ring	22	125-7175	2	Washer-Seal
5	125-7197	2	O-Ring	23	125-7193	2	Gasket
6	125-7199	1	O-Ring	24	125-7198	1	O-Ring
7	125-7177	1	Washer-Seal	25	125-7047	1	Gasket
8	125-6915	8	Seal-Stem, Valve	26	125-7048	1	O-Ring
9	125-6916	8	Seal-Stem, Valve	27	125-6978	1	Gasket
10	125-6921	4	Protector	28	125-7192	1	Gasket
11	125-6911	4	Seat-Valve	29	125-7026	1	Gasket
12	125-7060	1	Gasket	30	125-7110	1	Gasket
13	93-0418	7	O-Ring	31	125-6979	2	Gasket
14	125-7066	1	Gasket	32	125-6967	5	Gasket
15	125-7028	1	Gasket	33	125-7000	1	Gasket
16	125-7096	1	Gasket	34	125-7021	1	Gasket
17	125-7070	1	Gasket	35	125-7038	1	Hone
18	125-7071	1	Gasket	36	125-7248	1	Gasket-Liquid

Attachments and Accessories

For 30605 Groundsmaster 4000 Rotary Mower

Product Name	Model/Part
Bumper ASM	106-4278-03
Blade-Combination (19in).....	106-7166-03
Blade-Atomic (21.75in).....	107-0214-03
Blade-Atomic (19in).....	107-0215-03
Premium All Season Hydraulic Fluid (55 Gallon Drum).....	108-1177
Premium All Season Hydraulic Fluid (5 Gallon Pail).....	108-1178
Atomic Blade Service Pack (7 Pack).....	108-1450
Atomic Blade Service Pack.....	108-1451
Blade-Flat Sail (21.75in).....	110-6115-03
Blade-Flat Sail (19in).....	110-6116-03
Flat Blade Service Pack (7 Pack).....	110-6130
Flat Blade Service Pack (19in).....	110-6140
Work Light Kit	114-5610
MVP Blade Kit.....	117-2722
Vinyl Backrest Extension Kit	119-7718
Backrest Extension Kit.....	119-7719
Large Seat Cover.....	120-5179
Premium Engine Oil 10w30 (55 Gallon Drum)	121-6392
Premium Engine Oil 10w30 (5 Gallon Pail)	121-6393
Premium Engine Oil 15w40 (55 Gallon Drum)	121-6394
Premium Engine Oil 15w40 (5 Gallon Pail)	121-6395
MVP Blade Kit.....	130-2660
MVP Filter Kit.....	30089
Universal Sunshade	30349
Flow Divider Kit.....	30407
400 Hour MVP Kit	30408
North American Light Kit.....	30414
Leaf Mulcher Kit.....	30419
Guardian Recycler Conversion Kit.....	30420
Leaf Mulcher Kit.....	30422
Replacement Cutting Unit.....	30451
CE Kit	30453
Right-Hand Replacement Mower.....	30476
Left-Hand Replacement Mower	30477
Front Deck	30479
CE Light Kit.....	30660
Beacon Kit	30661
License Plate Kit.....	30664
Slow-Moving Vehicle Sign Kit	30665
Blade (21.75in)	92-5608-03
8in Foam Filled Wheel ASM	93-5974



Count on it.