



**Count on it.**

**Parts Catalog**

**Groundsmaster® 4000**

**Rotary Mower**

Model No. 30605—Serial No. 403450001 and Up



# Ordering Replacement Parts

To order replacement parts, please supply the part number, the quantity, and the description of each part desired.

## Understanding Reference Numbers

Each identified part in an illustration has a reference number. The reference number for a part also appears in the parts list, along with other information about the part.

This catalog uses two special reference number formats, one to indicate parts in a service assembly and another to indicate the quantity of a given part in an illustration.

## Service Assembly Reference Numbers

Parts in service assemblies have reference numbers in the form a:b. The a represents the reference number of the entire service assembly and the b represents a sequential number unique to each part within the service assembly.

For example, a wheel assembly might be identified by reference number 6, the tire by 6:1, the valve by 6:2, and the wheel by 6:3. When you order the assembly identified by reference number 6, you receive all parts identified by reference numbers 6:1, 6:2, and 6:3. However, you may also order any part individually. Reference numbers of this type appear in illustration and in parts lists.

## Reference Numbers Indicating Quantity

In an illustration, if a reference number indicates more than one part, the reference number has the form nX y. The n represents the quantity of the part, the X is the multiplication symbol, and the y represents the reference number.

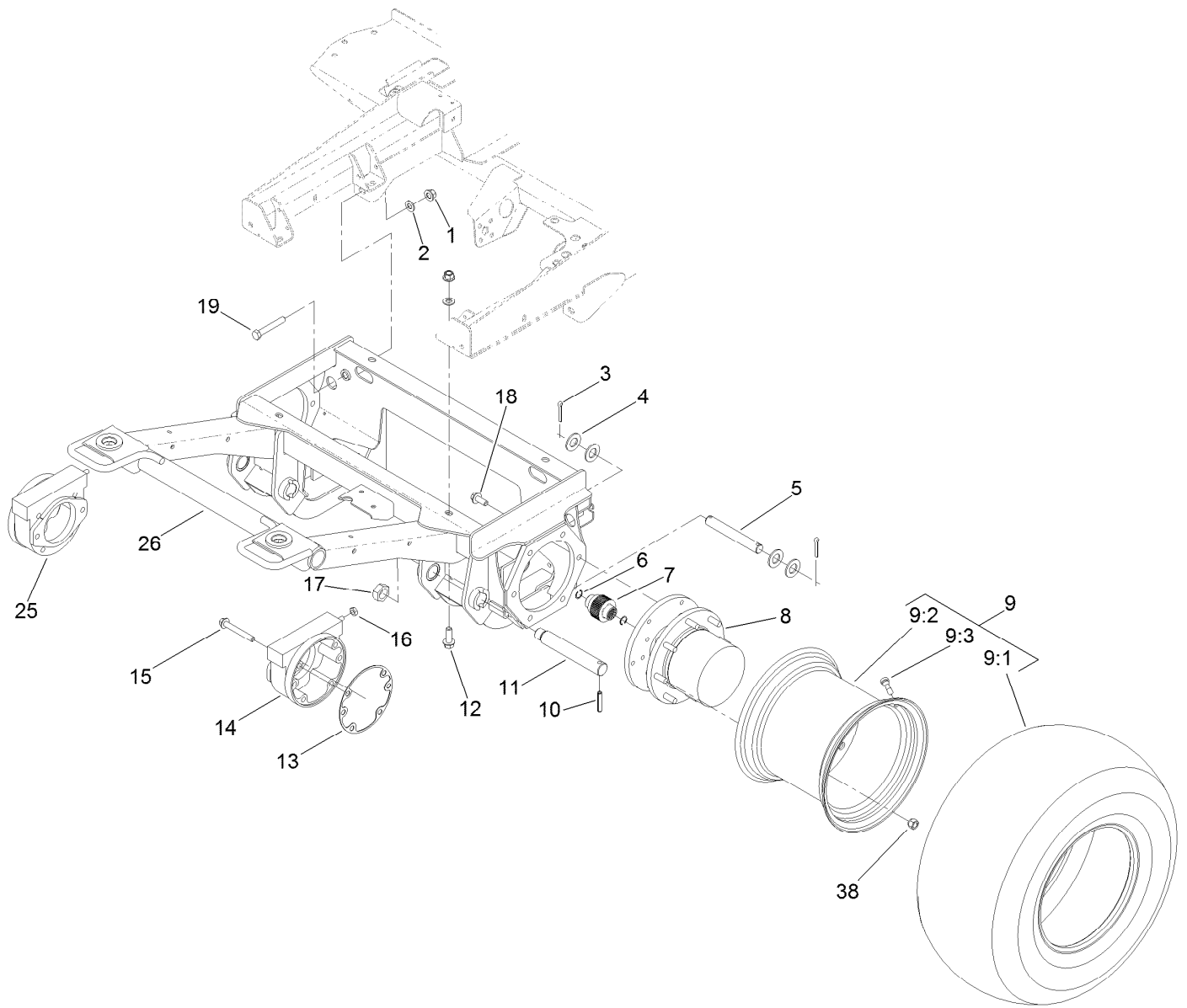
For example, in an illustration, the reference number 2X 37 means that two of the parts identified by reference number 37 are indicated.

# Contents

Front Frame and Steering Assembly . . . . .	5
Planetary Assembly No. 136-2913 . . . . .	6
LH Brake Assembly No. 100-3070-03 . . . . .	7
RH Brake Assembly No. 100-3069-03 . . . . .	8
Battery, Shield and Rear Cover Assembly . . . . .	9
Wing Lift Arm Assembly . . . . .	10
Hydraulic Cylinder Assembly No. 139-0956 . . . . .	12
Impact Arm Assembly . . . . .	13
Frame, Bumper and Proximity Sensor Assembly . . . . .	15
ROPS and Step Assembly . . . . .	16
Flywheel and Motor Mount Assembly . . . . .	17
Radiator Assembly . . . . .	18
Fan Mounting and Hardline Assembly . . . . .	20
Hydraulic Motor Assembly No. 117-4769 . . . . .	21
Engine, Intake and Exhaust Assembly . . . . .	22
Rear Axle and Steering Cylinder Assembly . . . . .	23
Bevel Pinion Shaft Assembly Rear Axle Assembly No. 110-4750 . . . . .	25
Differential Assembly Rear Axle Assembly No. 110-4750 . . . . .	26
Axle Support Assembly Rear Axle Assembly No. 110-4750 . . . . .	27
Bevel Gear Case Assembly Rear Axle Assembly No. 110-4750 . . . . .	28
Bevel Gear Shaft Assembly Rear Axle Assembly No. 110-4750 . . . . .	29
Axle Case Assembly Rear Axle Assembly No. 110-4750 . . . . .	30
Axle Assembly Rear Axle Assembly No. 110-4750 . . . . .	31
Hydraulic Motor Assembly No. 120-8814 . . . . .	32
Steering Cylinder Assembly No. 121-1534 . . . . .	33
Hydraulic Fitting Assembly . . . . .	34
Hose and Tube Routing Assembly . . . . .	35
Fuel Tank and Air Cleaner Assembly . . . . .	36
Air Cleaner Assembly No. 99-5410 . . . . .	37
Hood Assembly . . . . .	38
Fuel/Water Separator Assembly . . . . .	39
Front Deck Installation Assembly . . . . .	40
Hydraulic Motor Assembly No. 127-3694 . . . . .	42
Lift Cylinder Assembly No. 120-8802 . . . . .	43
Front Deck Hydraulic Fitting Assembly . . . . .	44
Front Deck Hose Routing Assembly . . . . .	45
Front Deck Idler and Skid Assembly . . . . .	46
Double Driven Spindle Assembly No. 119-4548 . . . . .	48
High Driven Spindle Assembly No. 119-4549 . . . . .	50
Front Deck Caster Arm and Wheel Assembly . . . . .	52
Front Deck Driving Spindle Assembly . . . . .	53
Driven Spindle Assembly No. 119-4547 . . . . .	54
Front Deck Cutting Chamber, Cover and Roller Assembly . . . . .	56
Right Deck Mount Assembly . . . . .	58
Right Deck Hydraulic Fitting Assembly . . . . .	59
Right Deck Hose Assembly . . . . .	60
Right Deck, Idler and Skid Assembly . . . . .	62
Low Driven Spindle Assembly No. 119-4776 . . . . .	64
Right Hand and Left Hand Castor Arm and Wheel Assembly . . . . .	66
LH and RH Deck Driving Spindle Assembly . . . . .	68
Right Deck Discharge Chamber and Cover Assembly . . . . .	70
Left Deck Mount Assembly . . . . .	72
Left Deck Hydraulic Fitting Assembly . . . . .	73
Left Deck Hose Assembly . . . . .	74

# Contents (continued)

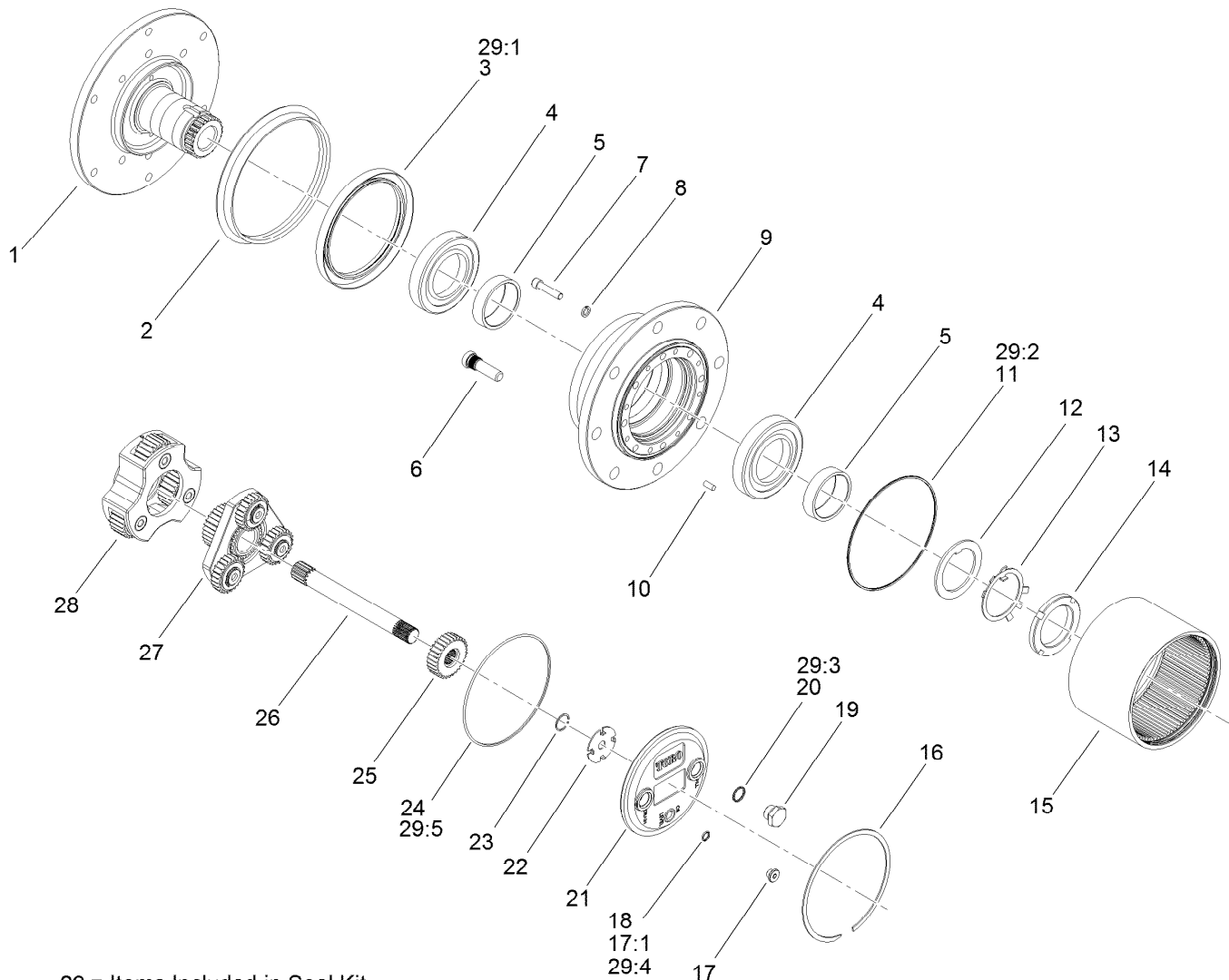
Left Deck, Idler and Skid Assembly . . . . .	76
Left Deck Discharge Chamber and Cover Assembly . . . . .	78
Traction Pedal and Platform Assembly . . . . .	80
Brake Pedal Assembly . . . . .	82
Seat Base and Seat Assembly . . . . .	83
Seat Suspension Assembly No. 130-2702 . . . . .	85
Vinyl Premium Seat Assembly No. 117-5676 . . . . .	86
Steering and Controller Assembly . . . . .	87
Steering Column Assembly No. 132-6230 . . . . .	89
Fender, Tool Box and Cover Assembly . . . . .	90
Fender Assembly . . . . .	91
Acoustic Foam Assembly . . . . .	92
Platform Wire Harness and Fuse Assembly . . . . .	93
Rear Wire Harness Assembly . . . . .	94
Battery Cable and Ground Assembly . . . . .	95
Engine Harness Assembly . . . . .	96
Piston Pump and Gear Pump Assembly . . . . .	98
4-Section Gear Pump Assembly No. 120-8904 . . . . .	100
Hydraulic Pump Assembly No. 132-6100 . . . . .	102
Combination Manifold Assembly . . . . .	104
Combination Manifold Assembly No. 137-5582 . . . . .	105
Manifold Block Assembly . . . . .	107
Left PTO Manifold Assembly No. 131-1249 . . . . .	109
Rear Traction Manifold Assembly No. 121-1530 . . . . .	110
Center and Right PTO Manifold Assembly No. 131-1248 . . . . .	111
Flow Divider Manifold Assembly No. 121-1550 . . . . .	112
Drive Motor, Steer Valve and Filter Head Assembly . . . . .	113
Hydraulic Motor Assembly No. 120-8812 . . . . .	114
Steering Valve Assembly No. 132-6256 . . . . .	116
Hydraulic Reservoir Assembly . . . . .	118
Lift, Steer and Fan Hydraulic Assembly . . . . .	120
Oil Cooler Hydraulic Assembly . . . . .	122
Traction Hydraulic Assembly . . . . .	124
Armrest Control Panel Assembly . . . . .	125
Cylinder Block Assembly . . . . .	127
Gear Housing Assembly . . . . .	128
Flywheel Housing and Oil Sump Assembly . . . . .	129
Cylinder Head and Bonnet Assembly . . . . .	130
Suction Manifold Assembly . . . . .	132
Exhaust Manifold and Silencer Assembly . . . . .	133
Camshaft and Driving Gear Assembly . . . . .	134
Turbine Assembly . . . . .	135
Crankshaft and Piston Assembly . . . . .	136
Lubrication and Oil System Assembly . . . . .	137
Lubrication Oil Line Assembly . . . . .	138
Cooling Water System Assembly . . . . .	139
Fuel Injection Pump Assembly . . . . .	140
Governor Assembly . . . . .	142
Fuel Injection Valve Assembly . . . . .	143
Starting Motor Assembly . . . . .	144
Generator Assembly . . . . .	145
Electronic Control Unit Assembly . . . . .	146
Gasket Set . . . . .	147
Attachments and Accessories . . . . .	148



## Front Frame and Steering Assembly

Ref.	Part Number	Qty.	Description	Ref.	Part Number	Qty.	Description
1	99-5107	6	Nut-Lock	11	100-3017	2	Pin-Arm, Lift
2	3256-26	6	Washer-Flat	12	100-6116	4	Screw-HHF
3	3272-30	4	Pin-Cotter	13	93-7984	2	Gasket
4	3256-29	8	Washer-Flat	14	100-3070-03	1	Brake ASM
5	110-6006	2	Pin-Clevis	15	33106-080	8	Screw-HHF
6	93-7972	4	Ring-Retaining, Internal	16	3218-4	2	Nut-Jam
7	100-3046	2	Shaft-Brake, Splined	17	3296-49	2	Nut-Lock, NI
8	136-2913	2	Planetary ASM	18	33106-030	12	Screw-HHF
9		2	Wheel And Tire ASM ●	19	325-13	2	Screw-HH
9:1	119-8313	1	Tire	25	100-3069-03	1	Brake ASM
9:2	136-4391	1	Rim	26	132-6250-03	1	Frame-Front
9:3	232-27	1	Stem-Valve	38	242-50	16	Nut-Lug
10	32121-110	2	Pin-Roll, Slotted				

● Not serviced separately

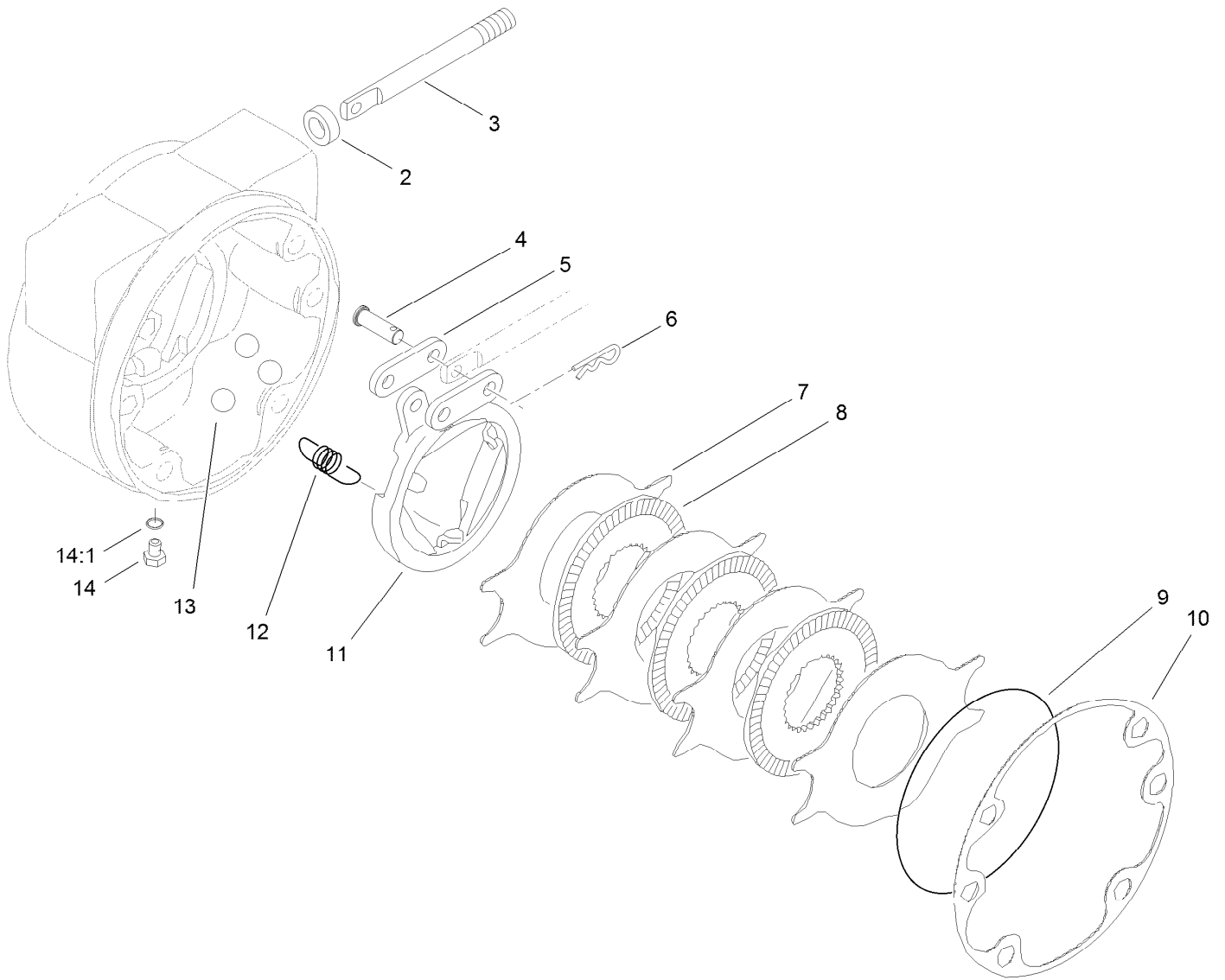


29 = Items Included in Seal Kit

## Planetary Assembly No. 136-2913

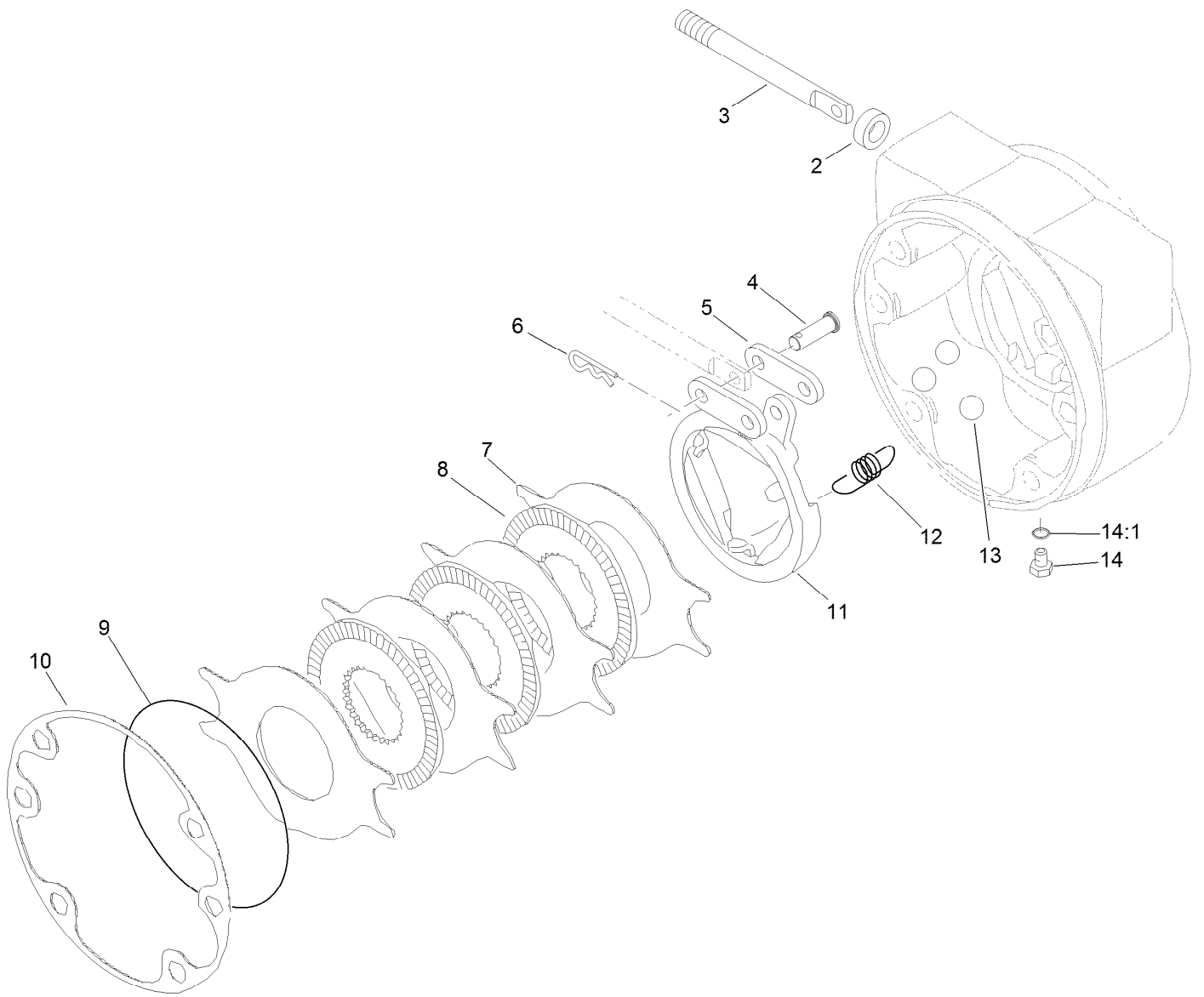
Ref.	Part Number	Qty.	Description	Ref.	Part Number	Qty.	Description
1		1	Spindle ●	18	237-78	1	O-Ring
2	138-1204	1	Seal-Boot	19	138-1211	2	Plug-Flange, Magnetic
3		1	Seal-Lip ●	20	138-1212	2	O-Ring
4	138-1205	2	Bearing-Cup	21	138-1213	1	Cap-End
5	138-1206	2	Bearing-Cone	22	138-1214	1	Washer-Thrust, Sun
6	105-8124	8	Stud-Wheel	23	105-8131	2	Ring-Retaining
7	138-1207	8	Screw-Socket Head	24		1	O-Ring ●
8	138-1208	8	Washer-Lock	25	138-1215	1	Gear-Primary, Sun
9		1	Housing ●	26	138-1216	1	Shaft-Drive
10	105-8121	4	Pin-Dowel	27	138-1217	1	Primary Carrier ASM
11		1	O-Ring ●	28	138-1218	1	Secondary Carrier ASM
12	138-6928	1	Spacer	29	138-1219	1	Seal Kit
13	138-6929	1	Washer	29:1		1	Seal-Lip ●
14	138-6930	1	Nut-Lock	29:2		1	O-Ring ●
15	138-1209	1	Gear-Ring	29:3		1	O-Ring ●
16	138-1210	1	Ring-Snap	29:4		1	O-Ring ●
17	353-990	1	Plug ASM	29:5		1	O-Ring ●
17:1	237-78	1	O-Ring				

● Not serviced separately



## LH Brake Assembly No. 100-3070-03

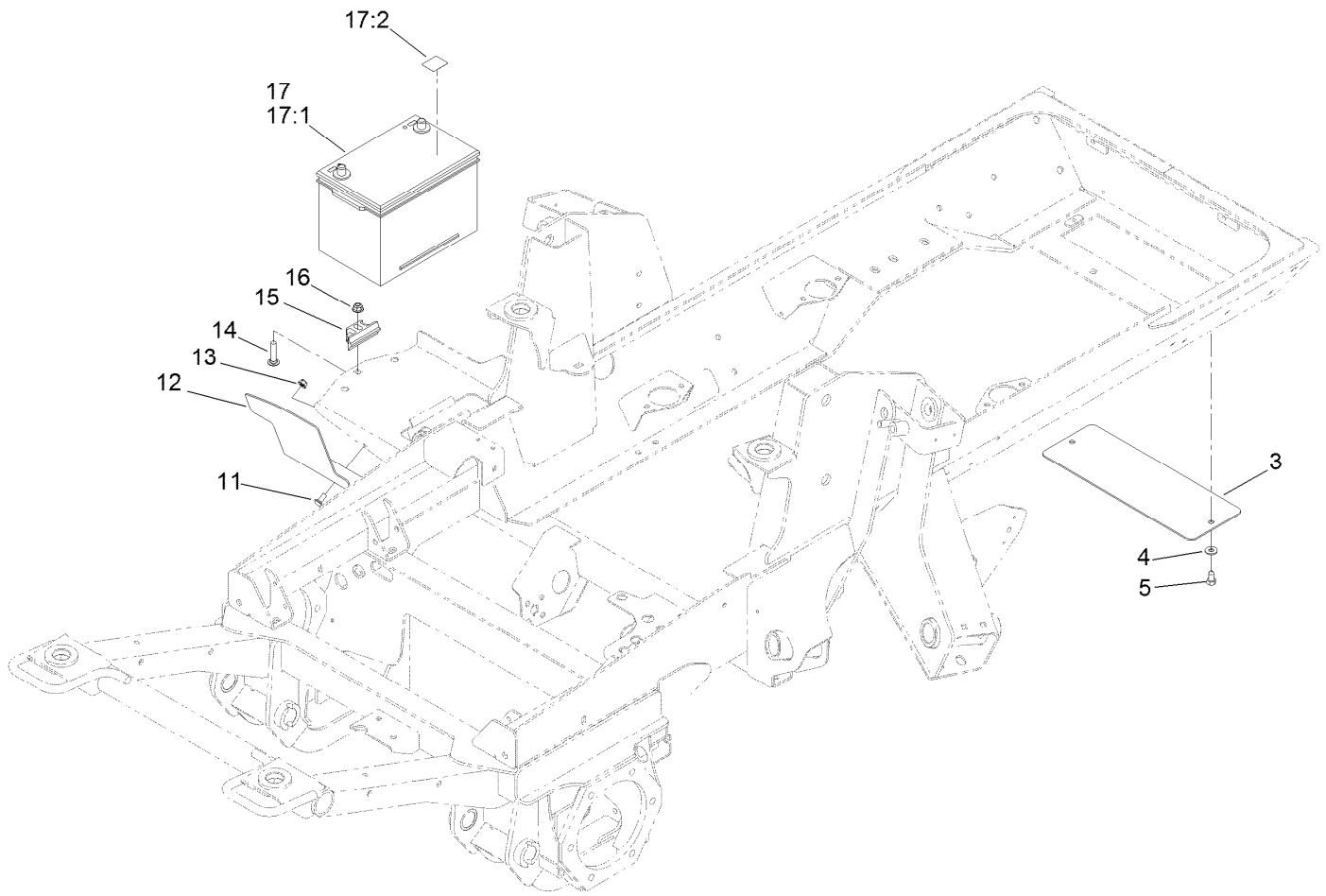
<i>Ref.</i>	<i>Part Number</i>	<i>Qty.</i>	<i>Description</i>
2	93-7977	1	Seal
3	93-7978	1	Rod-Pull
4	93-7983	2	Pin-Clevis
5	93-7980	2	Link
6	93-7979	2	Pin-Hitch
7	93-7986	4	Disc-Stationary
8	104-4278	3	Disc-Rotating
9	93-7976	1	Ring-Retaining
10	93-7984	1	Gasket
11	104-4279	1	Actuator-Rotating
12	93-7987	3	Spring-Extension
13	93-7985	3	Ball
14	353-990	2	Plug ASM
14:1	237-78	1	O-Ring



## RH Brake Assembly No. 100-3069-03

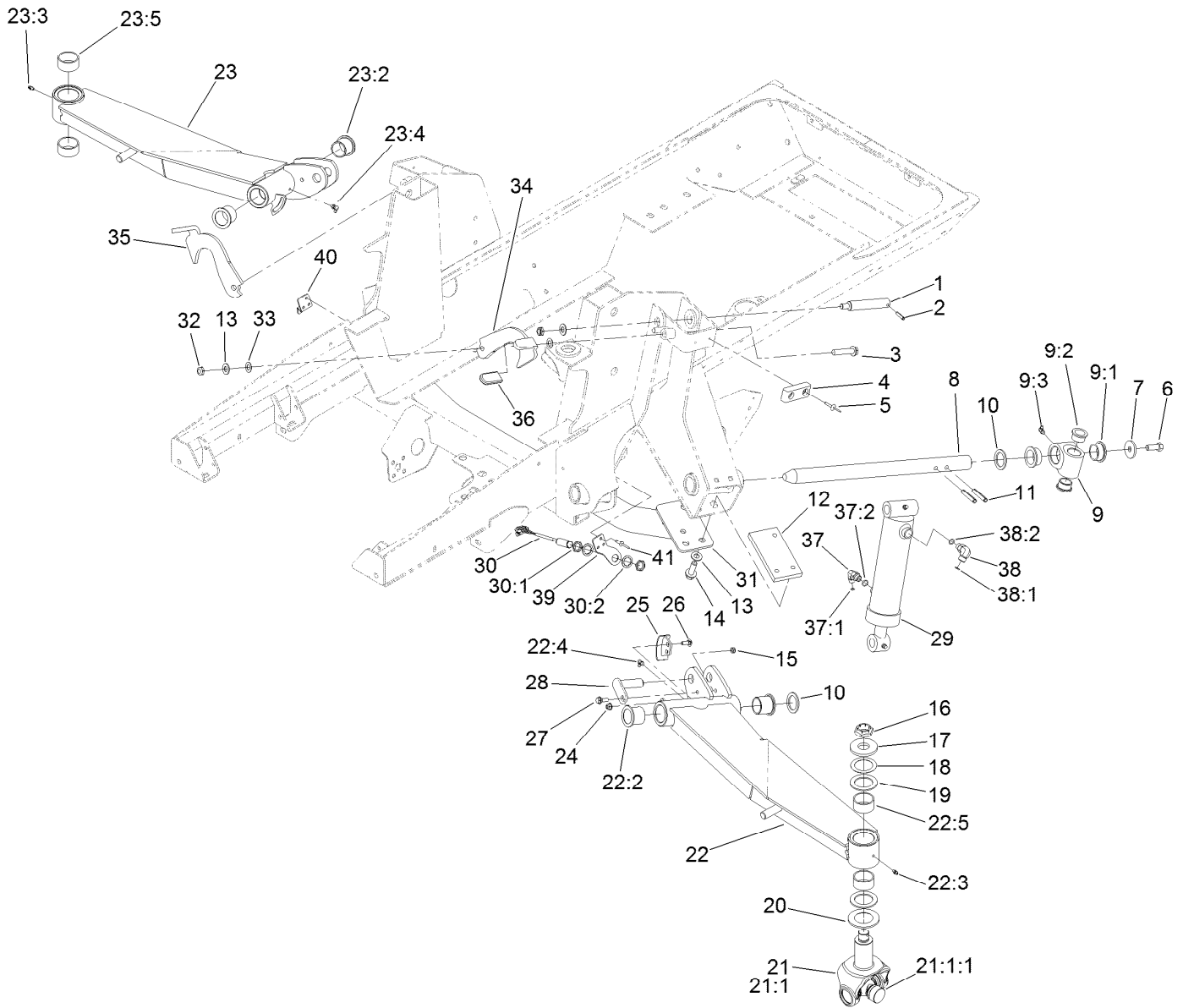
<i>Ref.</i>	<i>Part Number</i>	<i>Qty.</i>	<i>Description</i>
2	93-7977	1	Seal
3	93-7978	1	Rod-Pull
4	93-7983	2	Pin-Clevis
5	93-7980	2	Link
6	93-7979	2	Pin-Hitch
7	93-7986	4	Disc-Stationary
8	104-4278	3	Disc-Rotating
9	93-7976	1	Ring-Retaining
10	93-7984	1	Gasket
11	104-4280	1	Actuator-Rotating
12	93-7987	3	Spring-Extension
13	93-7985	3	Ball
14	353-990	2	Plug ASM
14:1	237-78	1	O-Ring





## Battery, Shield and Rear Cover Assembly

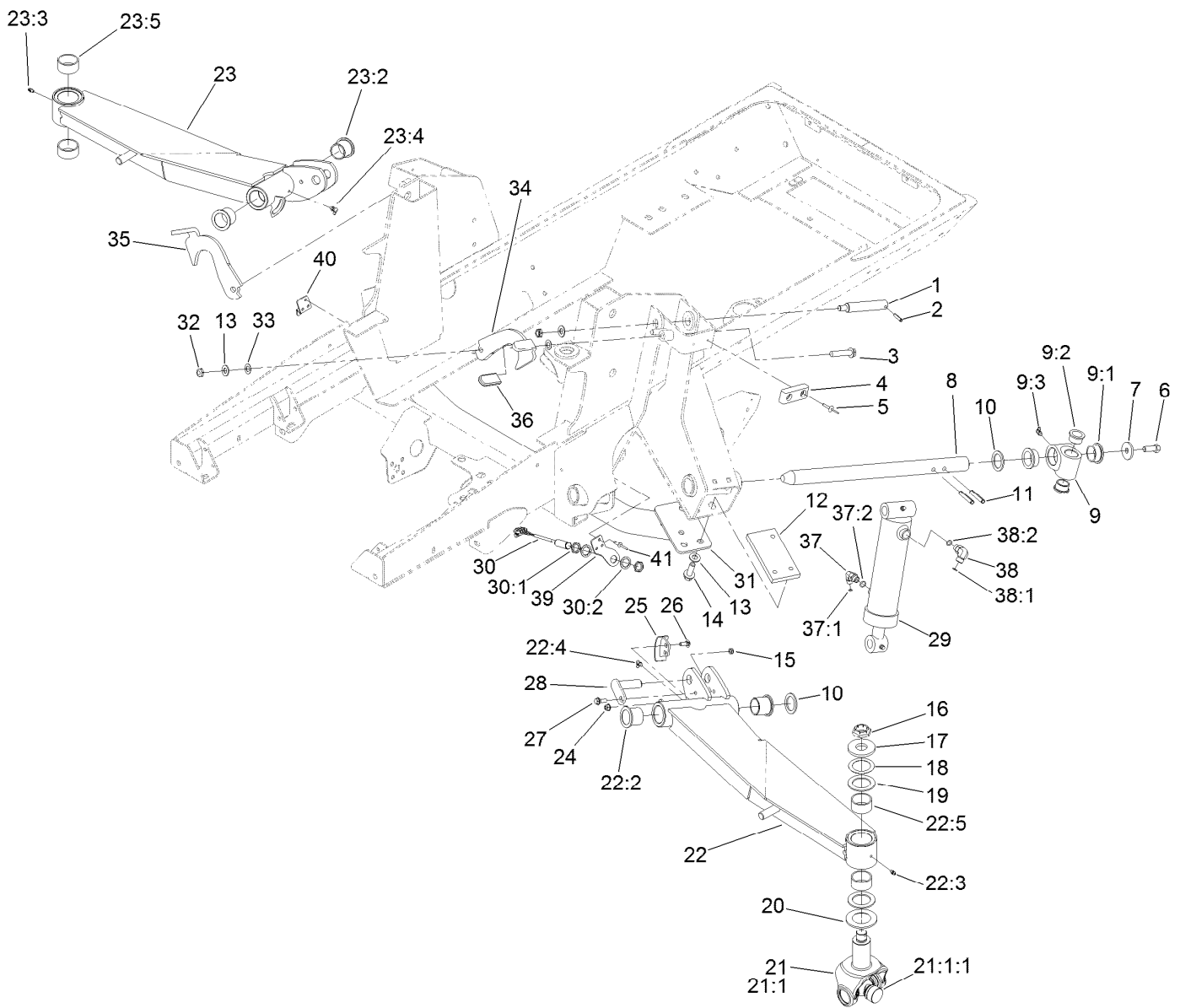
<i>Ref.</i>	<i>Part Number</i>	<i>Qty.</i>	<i>Description</i>
3	131-1246-03	1	Plate-Cover
4	3256-3	2	Washer-Flat
5	32104-6	2	Screw-HH, TAP
11	3230-23	2	Screw-CARR
12	121-1512-03	1	Shield-Battery
13	104-8300	2	Nut-HF, NI
14	3231-5	1	Screw-CARR
15	138-6335	1	Retainer-Battery
16	104-8301	1	Nut-HF, NI
17	139-1005	1	Battery Kit
17:1	127-7507	1	Battery
17:2	139-1006	1	Decal



## Wing Lift Arm Assembly

Ref.	Part Number	Qty.	Description	Ref.	Part Number	Qty.	Description
1	104-3537	2	Pin-Cylinder	16	116-1399	2	Locknut
2	32121-9	2	Pin-Roll, Slotted	17	104-0719	2	Washer-Hardened
3	3234-46	2	Screw-HHF	18	114-5641	2	Washer-Thrust
4	86-5350	2	Bumper-Rubber	19	104-0721	4	Washer-Thrust
5	3269-11	4	Rivet-Pop	20	104-0720	2	Spacer
6	325-5	2	Screw-HH	21	114-5640-03	2	Joint Yoke ASM
7	106-2008	2	Washer-Thrust	21:1		1	Yoke-Joint ●
8	121-3882	2	Shaft-Pivot, Lift Arm	21:1:1	104-4299	1	Cross And Bearing Kit
9	115-5468	2	Pivot Hub ASM	22	132-6210	1	LH Lift Arm ASM
9:1	115-5469	2	Bushing-Flange	22:2	69-6470	2	Bushing-Caster
9:2	114-5680	2	Bushing-Flange	22:3	302-5	1	Fitting-Grease
9:3	302-60	1	Fitting-Grease	22:4	302-60	1	Fitting-Grease
10	256-304	4	Washer-Thrust	22:5	114-5596	2	Bushing-Straight
11	117-5479	4	Pin-Spring	23	132-6217	1	RH Lift Arm ASM
12	120-8859-03	2	Block-Tapped	23:2	69-6470	2	Bushing-Caster
13	3256-26	10	Washer-Flat	23:3	302-5	1	Fitting-Grease
14	100-6116	6	Screw-HHF	23:4	302-60	1	Fitting-Grease
15	3296-47	2	Nut-Lock, NI	23:5	114-5596	2	Bushing-Straight

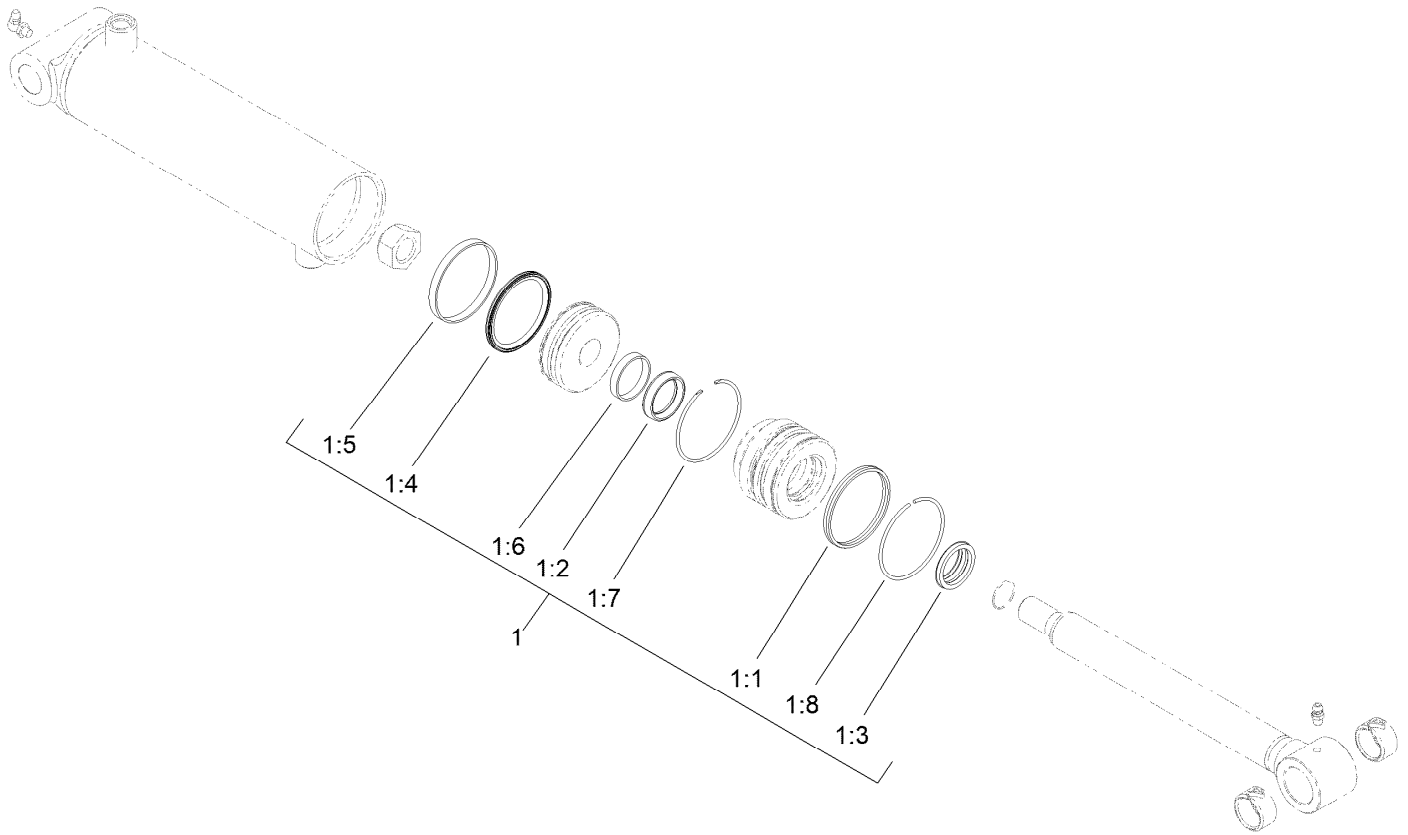
● Not serviced separately



## Wing Lift Arm Assembly (continued)

Ref.	Part Number	Qty.	Description	Ref.	Part Number	Qty.	Description
24	104-8300	4	Nut-HF, NI	34	136-4395-03	1	Latch-Deck, LH
25	132-1429	2	Sensor-Trigger	35	136-4394-03	1	Latch-Deck, RH
26	3230-16	4	Screw-CARR	36	48-7081	2	Grip-Plastic
27	27-0410	2	Screw-Shoulder	37	340-82	2	Fitting-Elbow, 90 DEG
28	131-4305	2	Pin	37:1	237-42	1	O-Ring
29	139-0956	2	HYD Cylinder ASM	37:2	237-21	1	O-Ring
30	115-5300	2	Proximity Switch ASM	38	340-77	2	Fitting-Elbow, 90 DEG
30:1	117-3207	2	Nut-Hex	38:1	237-22	1	O-Ring
30:2	117-3208	2	Washer-Lock, Internal Tooth	38:2	237-42	1	O-Ring
31	120-9000-03	1	Crossmember	39	132-1421	1	Plate-Pivot, LH
32	3296-45	4	Nut-Hex	40	132-1422	1	Plate-Pivot, RH
33	104-3577	4	Washer	41	3290-412	6	Rivet-Blind

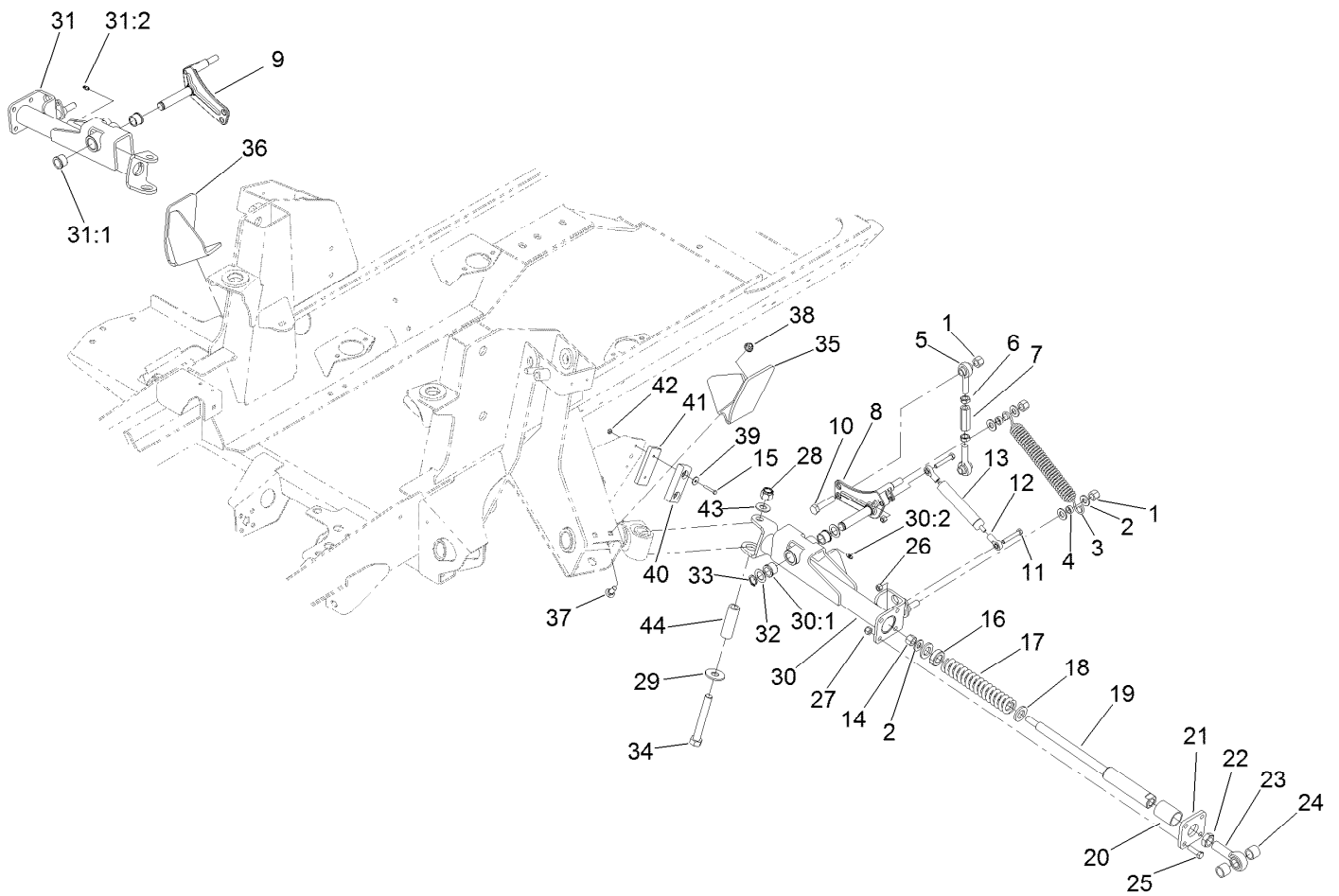
● Not serviced separately



## Hydraulic Cylinder Assembly No. 139-0956

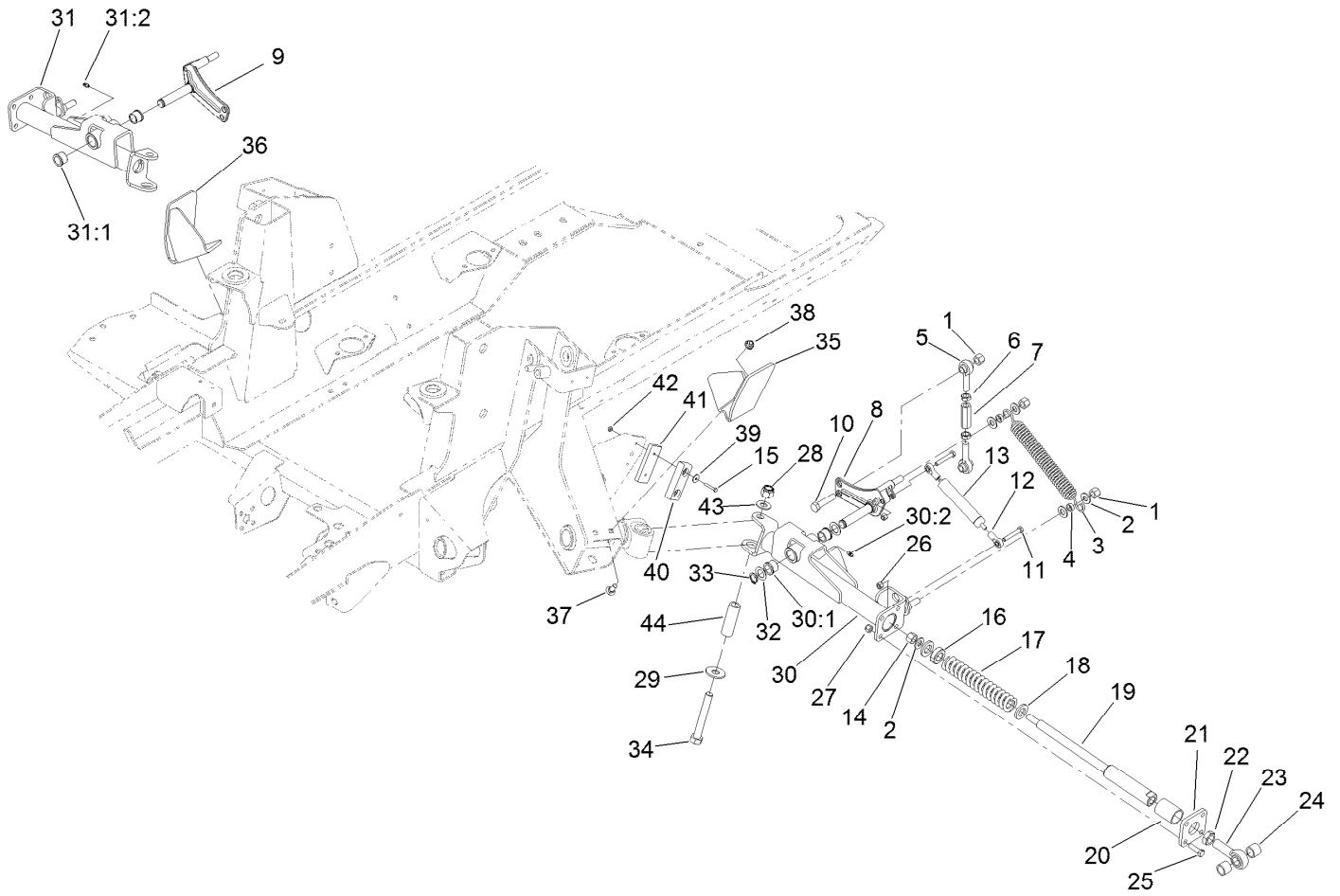
<i>Ref.</i>	<i>Part Number</i>	<i>Qty.</i>	<i>Description</i>
1	139-0994	1	Seal Repair Kit
1:1		1	Seal-Dual ●
1:2		1	Seal-Rod ●
1:3		1	Wiper-Rod ●
1:4		1	Seal-Piston ●
1:5		1	Ring-Wear, Piston ●
1:6		1	Ring-Wear, Rod ●
1:7		1	Ring-Retaining, Internal ●
1:8		1	Ring-Retaining, External ●

● Not serviced separately



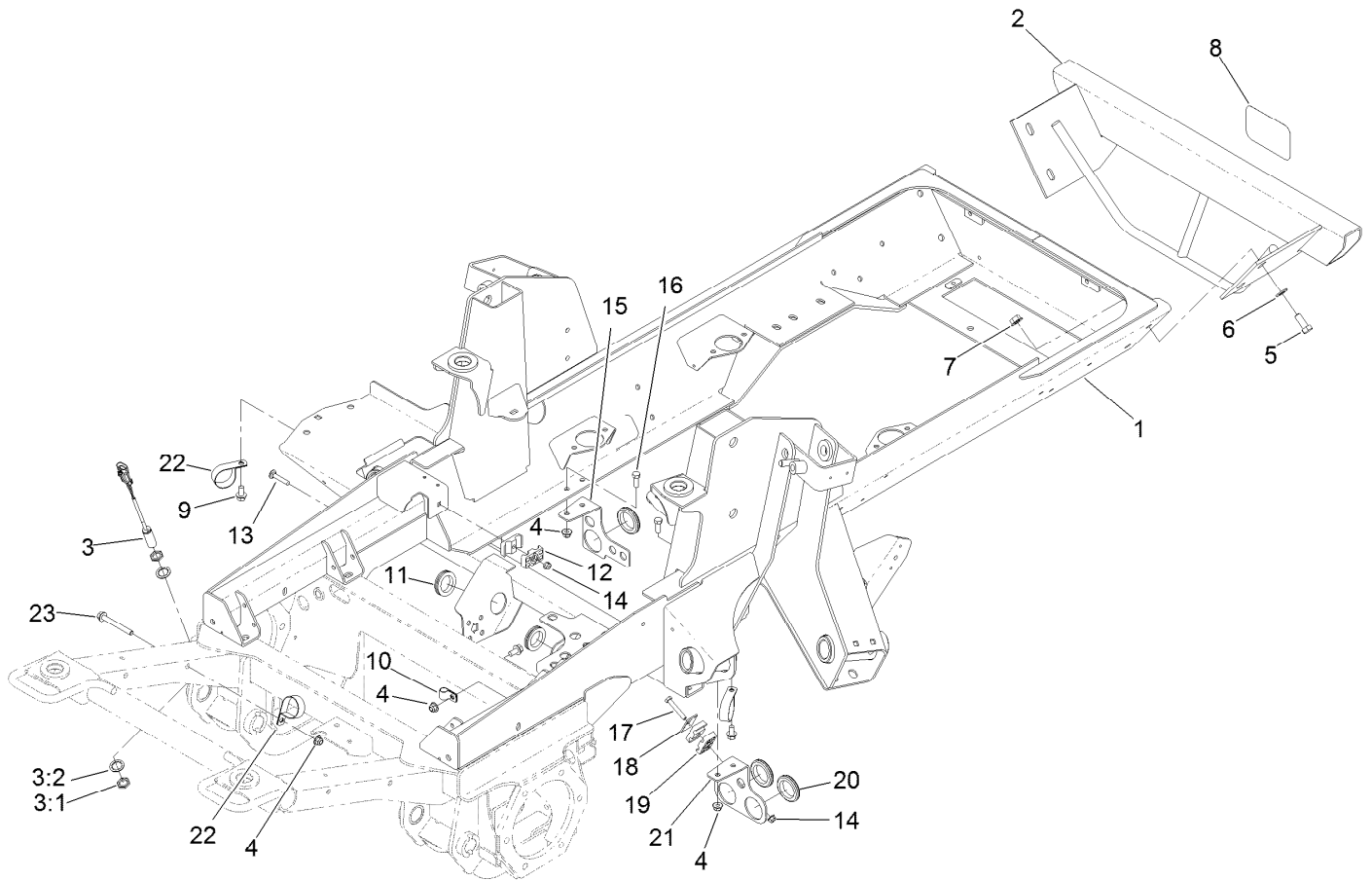
## Impact Arm Assembly

Ref.	Part Number	Qty.	Description	Ref.	Part Number	Qty.	Description
1	3296-23	6	Nut-Lock, NI	22	3220-7	2	Nut-Jam
2	3256-26	10	Washer-Flat	23	105-2806	2	End-Rod
3	104-7520	2	Spring-Damper	24	136-0077	4	Spacer
4	104-7521	4	Bushing	25	323-7	8	Screw-HH
5	105-2808	4	End-Rod	26	3296-29	4	Nut-Lock, NI
6	3220-5	4	Nut-Jam	27	3296-39	8	Nut-Lock, NI
7	105-2809	2	Tube-Link	28	3296-53	2	Nut-Lock, NI
8	114-2717	1	Crank-Bell, LH	29	3256-7	2	Washer-Flat
9	114-2716	1	Crank-Bell, RH	30	120-8884	1	LH Rear Arm ASM
10	325-9	2	Screw-HH	30:1	256-113	2	Bushing-Flange
11	322-10	4	Screw-HH	30:2	302-5	1	Fitting-Grease
12	104-8331	4	End-Rod, Spherical	31	120-8883	1	RH Rear Arm ASM
13	105-3249	2	Damper	31:1	256-113	2	Bushing-Flange
14	3296-23	2	Nut-Lock, NI	31:2	302-5	1	Fitting-Grease
15	3290-360	4	Screw-HH	32	3-6498	4	Washer-Thrust
16	105-4552	2	Bearing-Plastic	33	32120-93	2	Ring-Retaining
17	100-8138	2	Spring-Compression	34	327-23	2	Screw-HH
18	105-4551	4	Washer-Flat	35	120-8856-03	1	Bracket-Roller, LH
19	105-4548	2	Shaft-Spring	36	120-8874-03	1	Bracket-Roller, RH
20	105-4550	2	Bushing-Straight	37	3231-2	4	Bolt-CARR
21	105-2807-03	2	Plate	38	104-8301	4	Nut-HF, NI



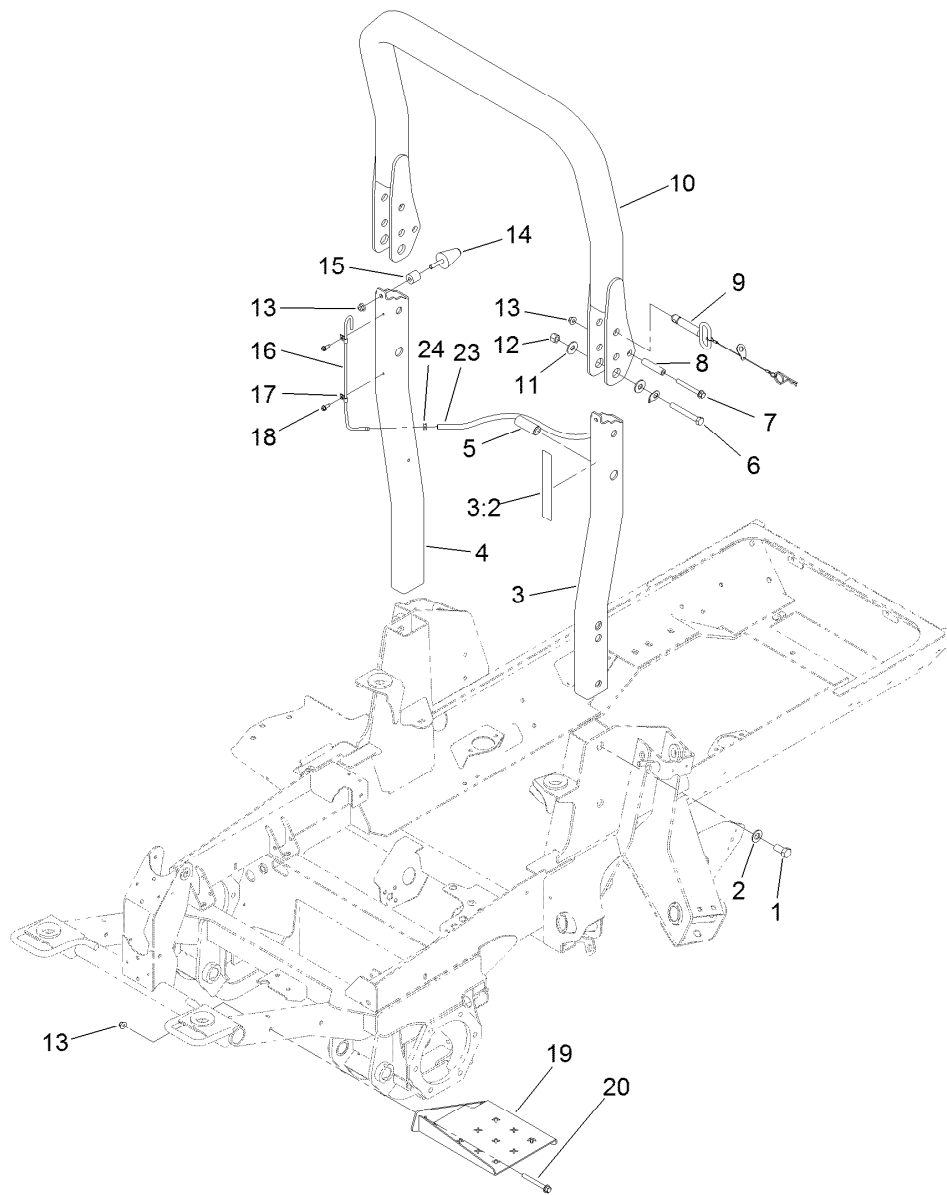
## Impact Arm Assembly (continued)

<i>Ref.</i>	<i>Part Number</i>	<i>Qty.</i>	<i>Description</i>	<i>Ref.</i>	<i>Part Number</i>	<i>Qty.</i>	<i>Description</i>
39	3256-61	4	Washer-Flat	42	3296-2	4	Nut-Lock, NI
40	86-5350	2	Bumper-Rubber	43	3256-27	2	Washer-Flat
41	119-8308-03	2	Plate	44	94-6604	2	Tube-Spacer



## Frame, Bumper and Proximity Sensor Assembly

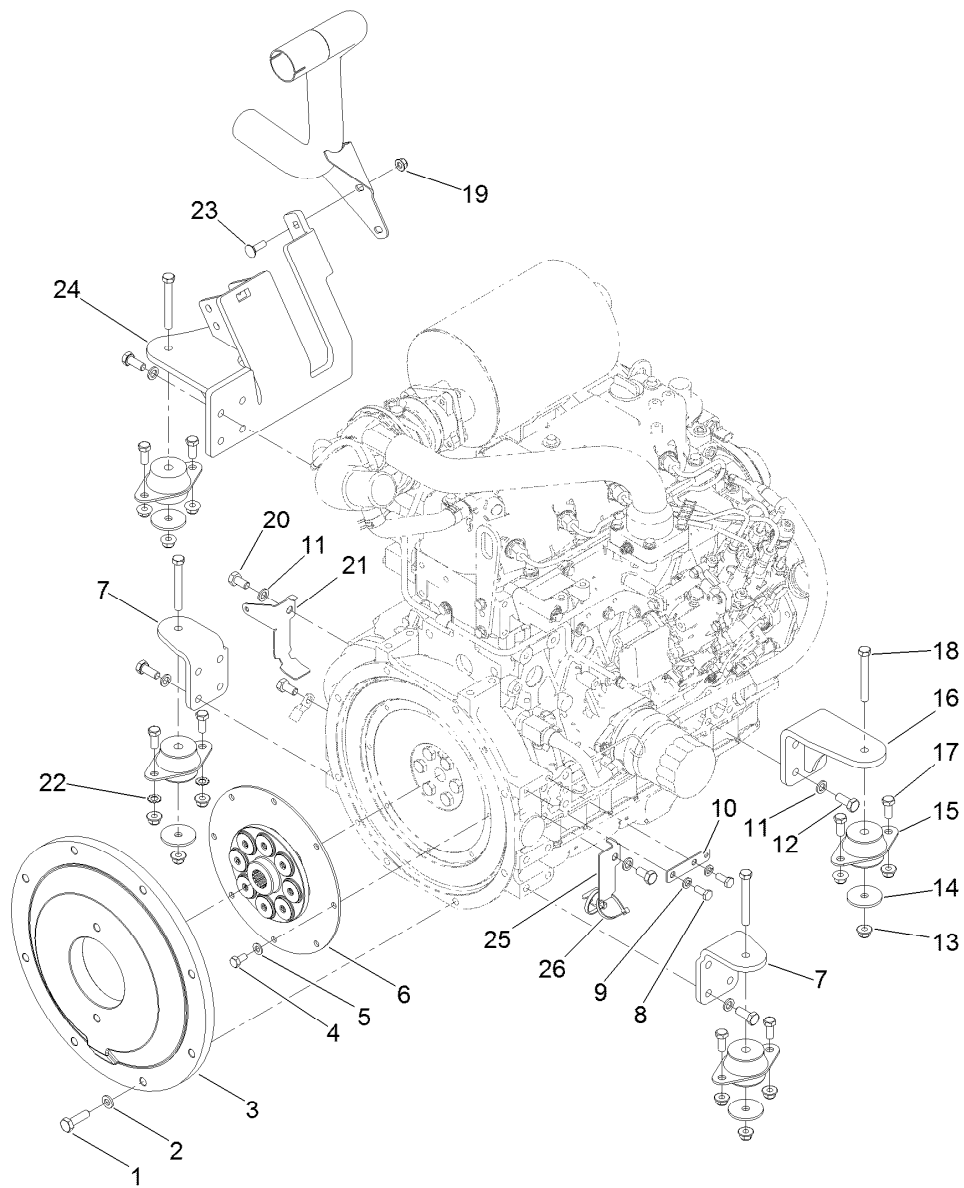
<i>Ref.</i>	<i>Part Number</i>	<i>Qty.</i>	<i>Description</i>	<i>Ref.</i>	<i>Part Number</i>	<i>Qty.</i>	<i>Description</i>
1	120-4010-03	1	Frame	12	56-7971	2	Clamp-Tube
2	120-8919-03	1	Bumper	13	3230-5	1	Bolt-CARR
3	115-0282	1	Proximity Sensor ASM	14	104-8300	2	Nut-HF, NI
3:1	117-3207	2	Nut-Hex	15	121-1508-03	1	Bracket-Bulkhead
3:2	117-3208	2	Washer-Lock, Internal Tooth	16	323-6	4	Screw-HH
4	104-8301	6	Nut-HF, NI	17	322-10	1	Screw-HH
5	325-5	4	Screw-HH	18	69-9760	1	Plate-Cover
6	3256-26	4	Washer-Flat	19	56-7976	2	Clamp-Tube
7	32128-23	4	Nut-HF	20	240-2	3	Grommet-Rubber
8	105-8278	1	Decal	21	121-1481-03	1	Plate-Mount, Bulkhead (LH)
9	3234-1	3	Screw-HHF	22	2412-147	3	Clamp-R
10	2412-138	1	R-Clamp	23	3234-41	1	Screw-HHF
11	240-7	2	Grommet-Rubber				



## ROPS and Step Assembly

<i>Ref.</i>	<i>Part Number</i>	<i>Qty.</i>	<i>Description</i>	<i>Ref.</i>	<i>Part Number</i>	<i>Qty.</i>	<i>Description</i>
1	121-1658	4	Screw-HH	12	3296-23	2	Nut-Lock, NI
2	3256-27	4	Washer-Flat	13	104-8301	6	Nut-HF, NI
3	121-1744	1	Left ROPS ASM	14	121-1604	2	Bumper-Rubber
3:2	120-8947	1	Decal-Danger, ROPS	15	61-2220	2	Spacer
4	121-1632-03	1	ROPS-Lower, RH	16	121-1638	1	Tube-Vent
5	121-1660	2	Spacer	17	2412-72	2	Clip-Closed, Insulated
6	325-35	2	Screw-HH	18	32104-95	2	Screw-HWH
7	3234-41	2	Screw-HHF	19	120-9020-03	1	Step
8	106-0877	2	Spacer-Shield	20	3234-41	2	Screw-HHF
9	121-1629	2	ROPS Fold Pin ASM	23	110-5701	1	Hose-Fuel
10	121-1642	1	ROPS-Upper	24	2412-98	1	Clamp-Hose
11	3256-6	4	Washer-Flat				

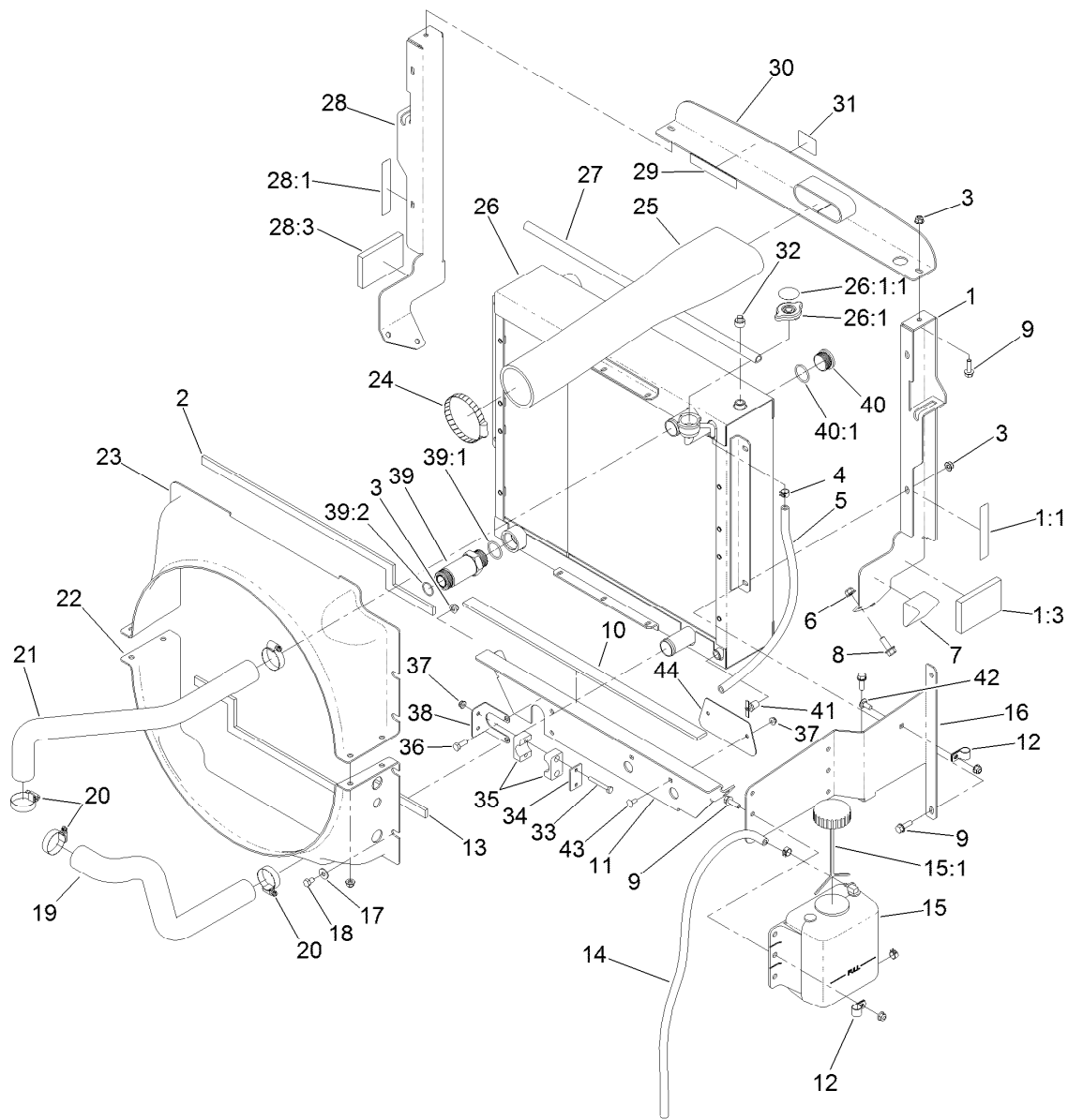




## Flywheel and Motor Mount Assembly

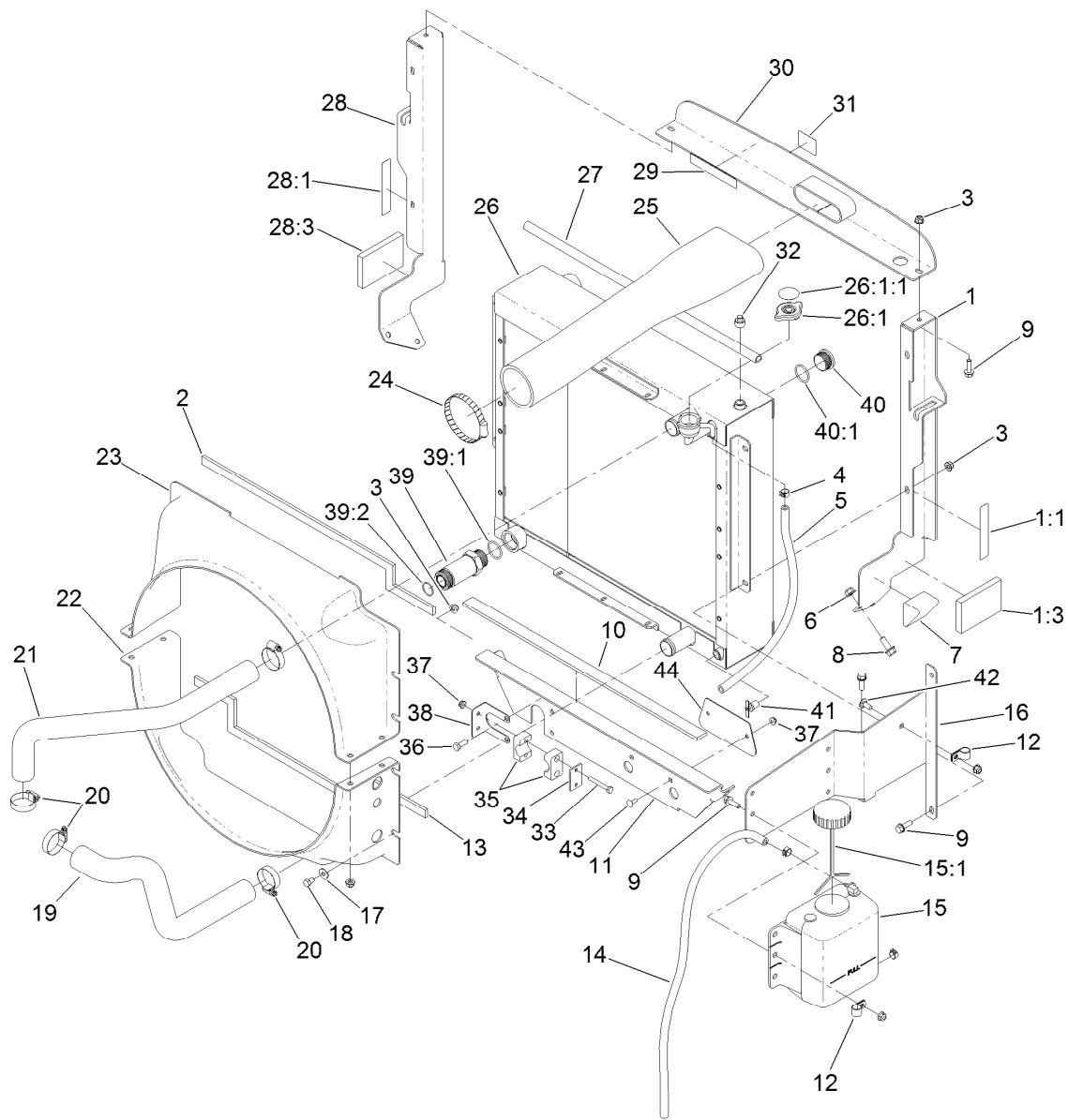
Ref.	Part Number	Qty.	Description
1	117-5663	8	Screw-HH
2	107-1413	8	Washer-Hardened
3	132-6120-03	1	Plate-Flywheel
4	99-5132	8	Bolt
5	87-7510	8	Washer-Flat
6	132-6121	1	Coupling-Flywheel
7	120-4066-03	2	Mount-Motor, Front
8	33114-020	2	Screw-HH
9	3253-4	2	Washer-Lock
10	121-5636	1	Tab-Harness
11	48-9590	18	Washer-Lock
12	33115-025	16	Screw-HH
13	104-8301	12	Nut-HF, NI

Ref.	Part Number	Qty.	Description
14	63-7400	4	Washer-Rebound
15	53-9682	4	Mount-Engine
16	120-4068-03	1	Mount-Motor
17	323-5	8	Screw-HH
18	323-14	4	Screw-HH
19	104-8300	2	Nut-HF, NI
20	33115-020	3	Screw-HH
21	139-0992	1	Bracket-Harness, RH
22	3255-9	2	Washer-Lock
23	3230-2	2	Bolt-CARR
24	127-3722-03	1	Mount-Motor
25	139-0993	1	Bracket-Harness, LH
26	3290-378	2	Tie-Cable



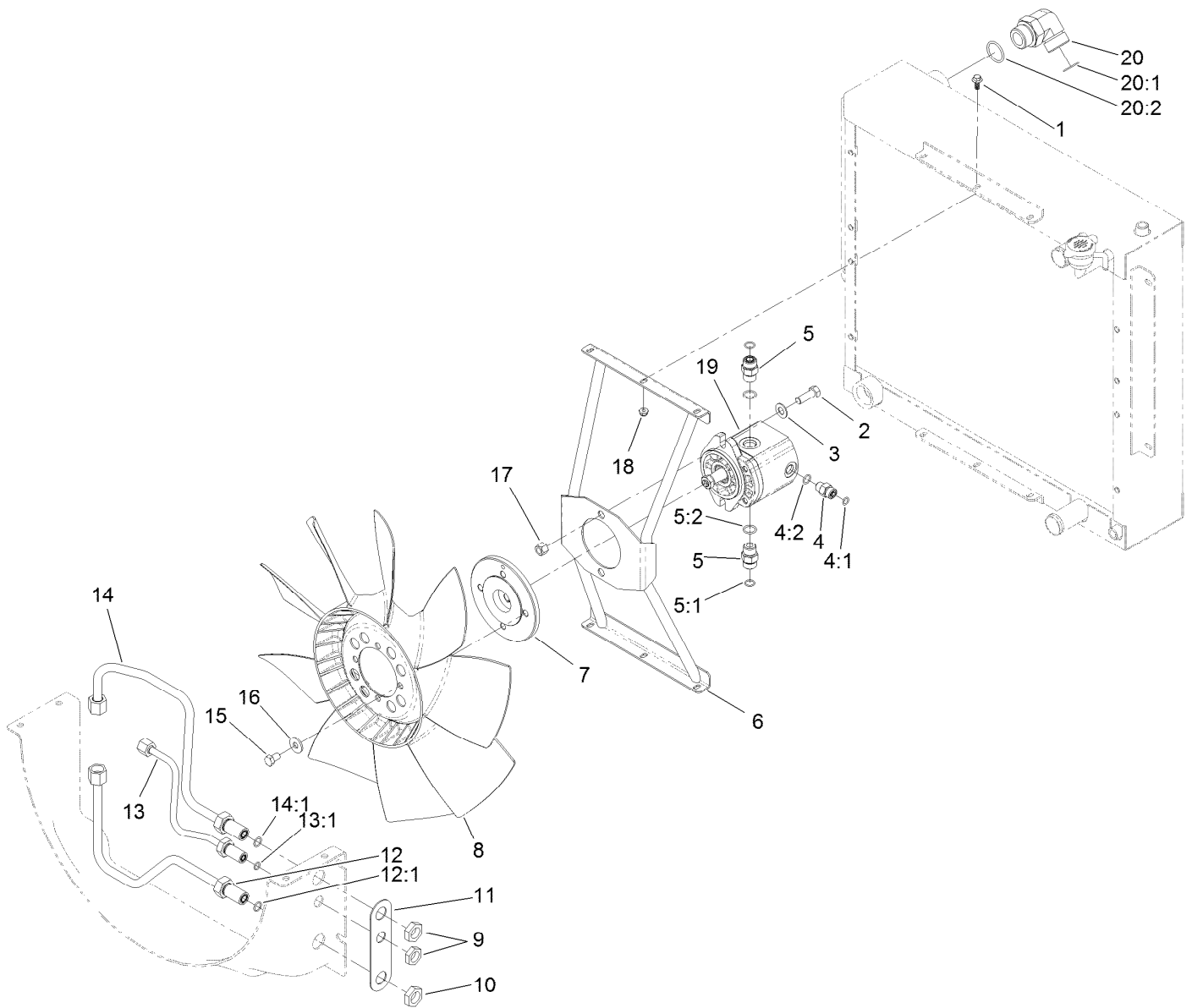
## Radiator Assembly

Ref.	Part Number	Qty.	Description	Ref.	Part Number	Qty.	Description
1	121-1479	1	LH Radiator Support ASM	19	121-1746	1	Hose-Radiator, Lower
1:1	93-7272	1	Decal-Warning	20	2412-111	4	Clamp
1:3	100-2196	1	Pad-Foam	21	121-1747	1	Hose-Radiator, Upper
2	121-1684	1	Foam-Radiator	22	121-1517	1	Shroud-Radiator, Lower
3	104-8300	15	Nut-HF, NI	23	121-1515	1	Shroud-Radiator, Upper
4	92-2379	3	Clamp-Hose	24	2412-110	1	Clamp-Band/Screw
5	110-4112	1	Hose-Fuel	25	121-1474	1	Hose-Inlet, Air Cleaner
6	104-8301	6	Nut-HF, NI	26	132-6161	1	Radiator/Oil Cooler
7	93-5954	2	Plug-Foam	26:1	115-7766	1	Cap-Radiator
8	3234-11	6	Screw-HHF	26:1:1	106-6755	1	Decal-Cap, Radiator
9	3234-29	12	Screw-HHF	27	114-3828	1	Seal-Bulb
10	104-2226	1	Strip-Foam	28	121-1478	1	RH Radiator Support ASM
11	139-0952-03	1	Support-Radiator	28:1	93-7272	1	Decal-Warning
12	92-6064	2	Clamp-R	28:3	100-2196	1	Pad-Foam
13	121-1685	1	Foam-Radiator, Lower	29	93-7272	1	Decal-Warning
14	110-9662	1	Hose-Fuel	30	136-4364-03	1	Bracket-Intake
15	120-5571	1	Coolant Reservoir ASM	31	117-4765	1	Decal-Starting Fluid
15:1	87-7050	1	Cap-Reservoir	32	281-13	1	Plug-Pipe
16	130-0603-03	1	Bracket-Mount, Bottle	33	321-11	2	Screw-HH
17	3256-3	8	Washer-Flat	34	114-4902	1	Plate-Cover
18	322-1	8	Screw-HH	35	114-4901	1	Clamp



## Radiator Assembly (continued)

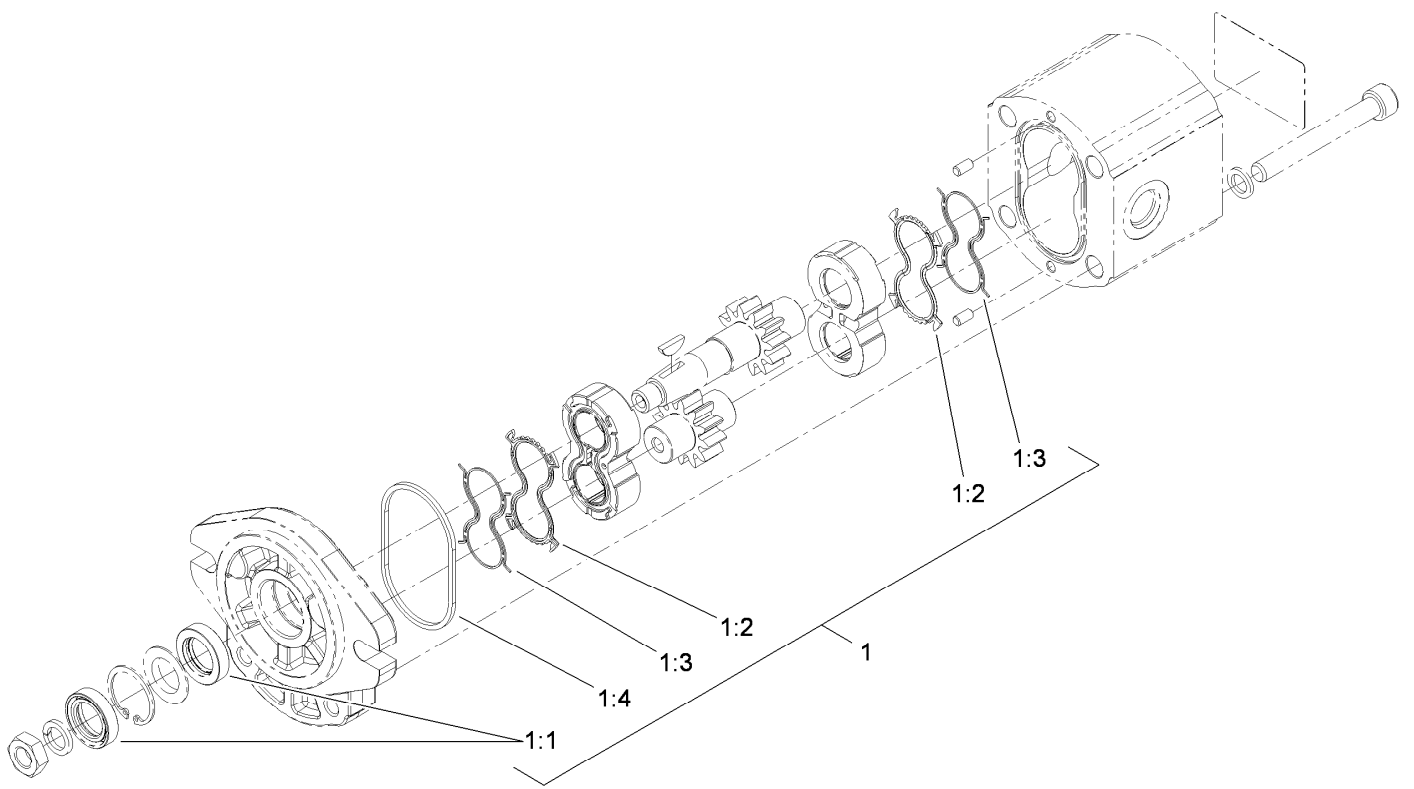
<i>Ref.</i>	<i>Part Number</i>	<i>Qty.</i>	<i>Description</i>	<i>Ref.</i>	<i>Part Number</i>	<i>Qty.</i>	<i>Description</i>
36	322-4	2	Screw-HH	40	106-2030	1	Plug-Hex, Hollow
37	104-7201	4	Nut-HF	40:1	237-146	1	O-Ring
38	120-8984	1	Bracket-Clamp	41	304-46	1	Draincock
39	100-5565	1	Fitting-STR	42	3230-23	1	Screw-CARR
39:1	237-146	1	O-Ring	43	3229-11	2	Screw-CARR
39:2	340-65	1	O-Ring	44	139-0989-03	1	Plate



## Fan Mounting and Hardline Assembly

Ref.	Part Number	Qty.	Description
1	99-6810	6	Screw-HHF
2	324-5	2	Screw-HH
3	3256-25	2	Washer-Flat
4	340-2	1	Fitting-Straight
4:1	237-22	1	O-Ring
4:2	237-42	1	O-Ring
5	340-4	2	Fitting-Straight
5:1	237-30	1	O-Ring
5:2	237-79	1	O-Ring
6	120-8935-03	1	Bracket-Fan
7	117-2364	1	Hub-Fan
8	114-3825	1	Fan
9	340-70	1	Nut-Lock
10	340-127	2	Nut-Bulkhead
11	121-1518	1	Shim-Support

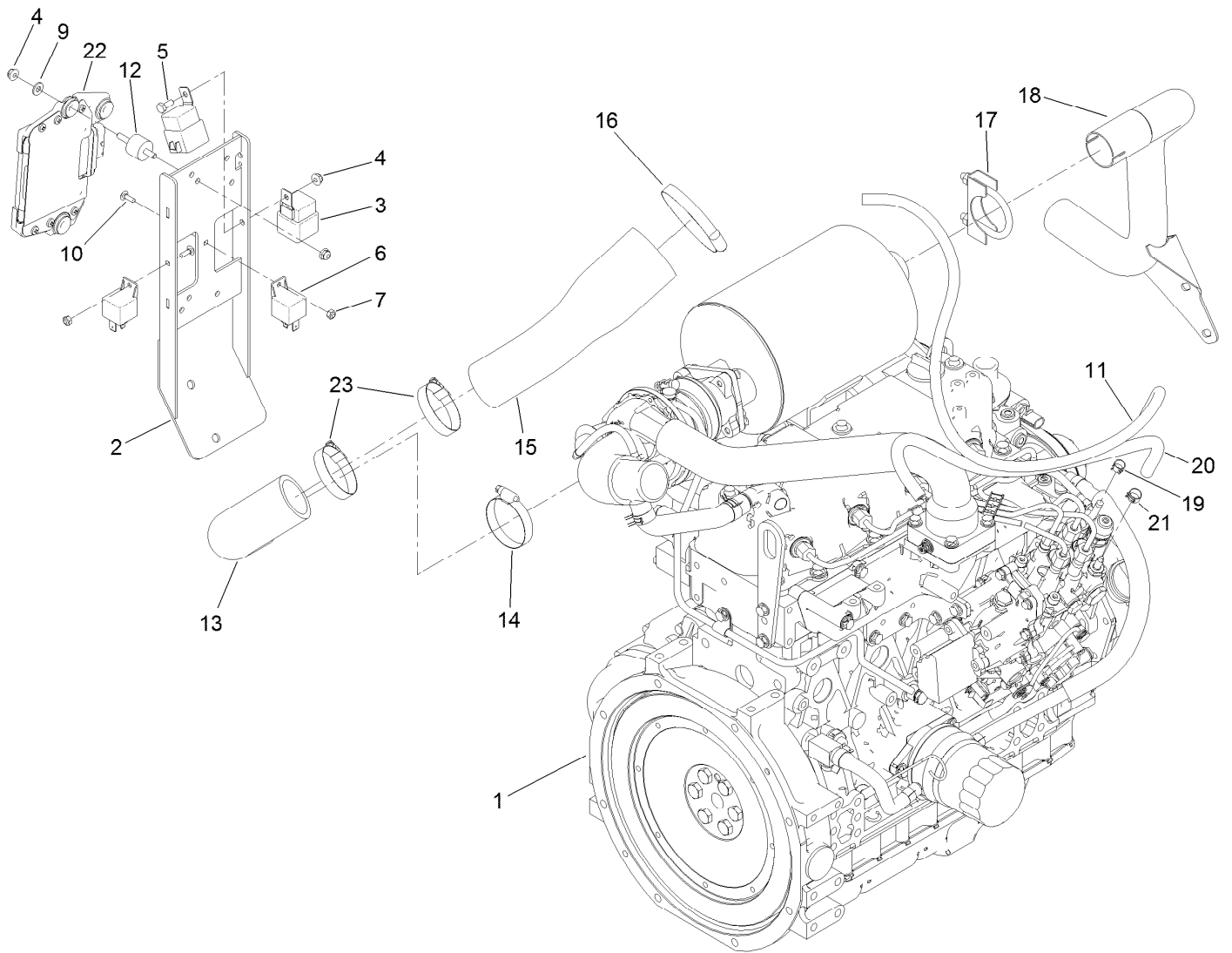
Ref.	Part Number	Qty.	Description
12	121-1554	1	Tube-HYD
12:1	237-30	1	O-Ring
13	121-1555	1	Tube ASM
13:1	237-22	1	O-Ring
14	121-1553	1	Tube-HYD
14:1	237-30	1	O-Ring
15	115-8486	4	Screw-HH
16	80-6990	4	Washer-Hardened
17	3296-48	2	Nut-Hex
18	104-7201	6	Nut-HF
19	117-4769	1	HYD Motor ASM
20	340-129	1	Fitting-Elbow, 90 DEG
20:1	237-146	1	O-Ring
20:2	340-65	1	O-Ring



## Hydraulic Motor Assembly No. 117-4769

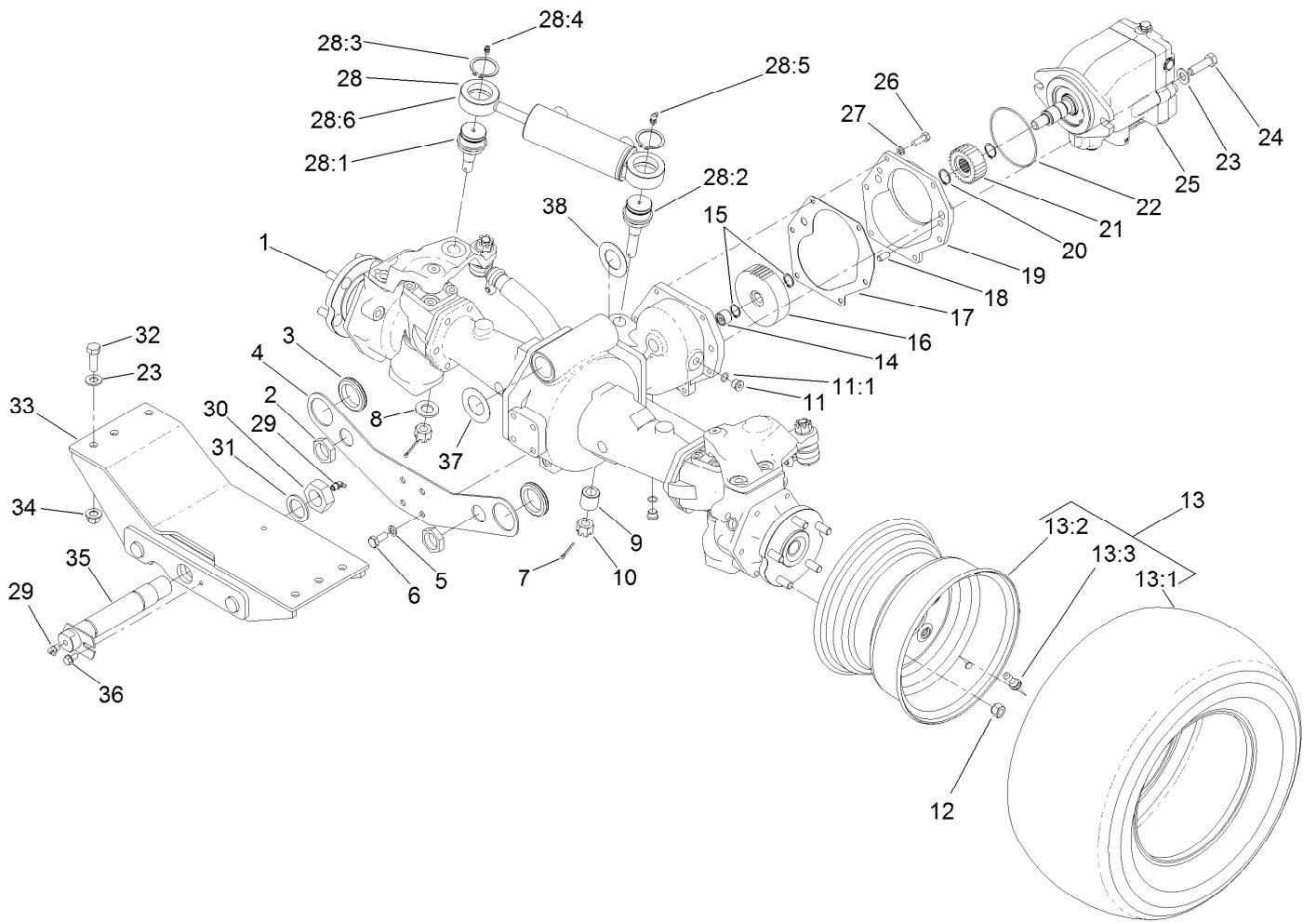
<i>Ref.</i>	<i>Part Number</i>	<i>Qty.</i>	<i>Description</i>
1	115-4110	1	Seal Kit
1:1		2	Seal-Shaft ●
1:2		2	Seal-Plate, Balancing ●
1:3		2	Seal-Anti Extrusion ●
1:4		2	O-Ring (Housing) ●

● Not serviced separately



## Engine, Intake and Exhaust Assembly

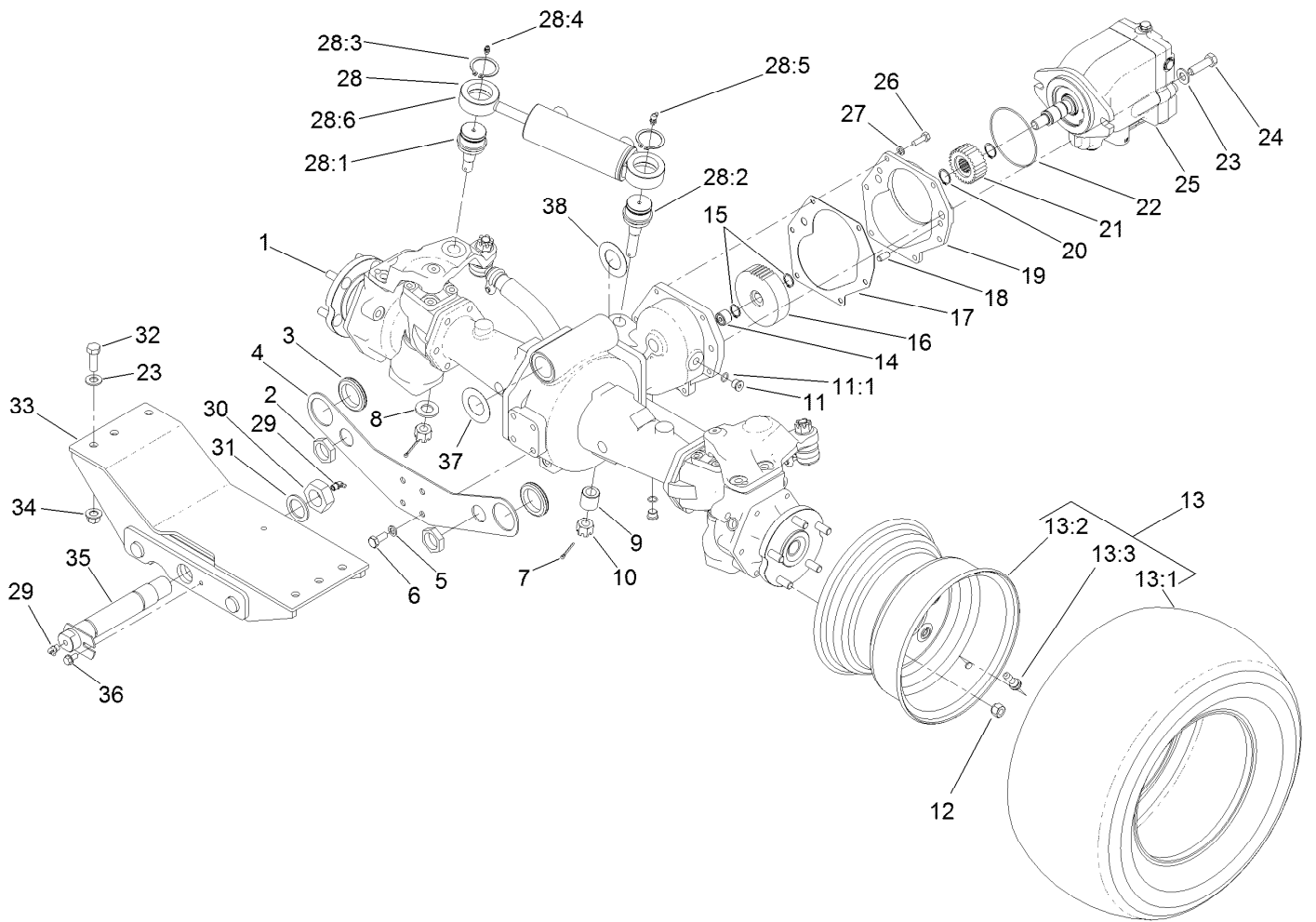
<i>Ref.</i>	<i>Part Number</i>	<i>Qty.</i>	<i>Description</i>	<i>Ref.</i>	<i>Part Number</i>	<i>Qty.</i>	<i>Description</i>
1	138-6918	1	Engine-Yanmar	13	121-1589	1	Hose-Outlet, Air Cleaner
2	136-4430-03	1	Mount-Controller	14	2412-130	1	Clamp-Hose
3	99-7430	2	Relay-Mini	15	121-1590	1	Hose-Outlet, Air Cleaner
4	104-7201	7	Nut-HF	16	2412-110	1	Clamp-Band/Screw
5	321-3	1	Screw-HH	17	18-2130	1	Clamp
6	99-7435	2	Relay	18	121-1616	1	Pipe-Exhaust
7	3296-2	2	Nut-Lock, NI	19	2412-98	1	Clamp-Hose
9	3256-22	3	Washer-Flat	20	108-3284	1	Hose-Fuel
10	1-807533	2	Bolt-CARR	21	92-2379	1	Clamp-Hose
11	110-5702	1	Hose-Fuel	22	135-4281	1	Ecu
12	132-1356	3	Mount-Isolator	23	2412-130	2	Clamp-Hose



## Rear Axle and Steering Cylinder Assembly

Ref.	Part Number	Qty.	Description	Ref.	Part Number	Qty.	Description
1	110-4750	1	Drive Axle ASM	15	32120-15	2	Ring-Snap, EXT
2	340-126	2	Nut-Bulkhead	16	100-3053	1	Gear-45 Tooth
3	240-2	2	Grommet-Rubber	17	106-1140	1	Gasket
4	120-9069-03	1	Plate-Mount, Bulkhead	18	104-2353	2	Pin-Dowel
5	43-0090	4	Screw-HH	19	95-7541	1	Plate-Cover
6	48-9590	4	Washer-Lock	20	32120-76	2	Ring-Snap, EXT
7	3272-12	2	Pin-Cotter	21	104-0755	1	Pinion-27 Tooth
8	92-5836	1	Washer	22	237-166	1	O-Ring
9	100-3796	1	Spacer-Joint, Ball	23	3256-26	8	Washer-Flat
10	32136-14	2	Nut-Hst	24	325-7	2	Screw-HH
11	353-989	2	Plug-Hex, Hollow	25	120-8814	1	HYD Motor ASM
11:1	237-42	1	O-Ring	26	33114-025	6	Screw-HH
12	93-5268	10	Nut-Lug	27	3253-4	6	Washer-Lock
13		2	Tire And Wheel ASM ●	28	121-1535	1	Steering Cylinder ASM
13:1	120-8910	1	Tire-Off Road	28:1	106-6774	1	Joint-Ball
13:2	120-8909	1	Rim	28:2	100-3795	1	Joint-Ball
13:3	232-27	1	Stem-Valve	28:3	32151-104	2	Ring-Retaining, External
14	74-5700	1	Bearing-Needle, Roller	28:4	302-5	1	Fitting-Grease

● Not serviced separately

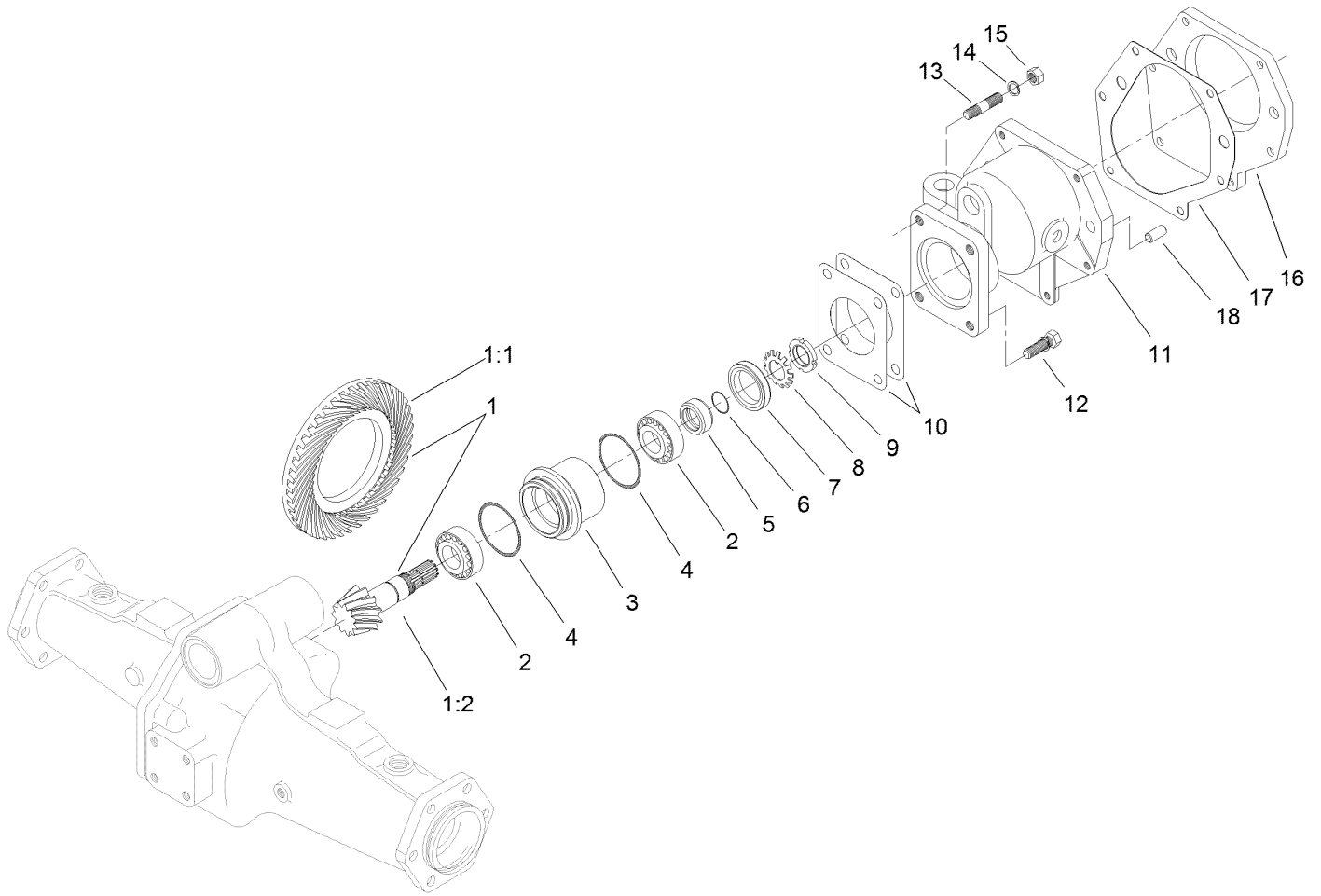


## Rear Axle and Steering Cylinder Assembly (continued)

<i>Ref.</i>	<i>Part Number</i>	<i>Qty.</i>	<i>Description</i>	<i>Ref.</i>	<i>Part Number</i>	<i>Qty.</i>	<i>Description</i>
28:5	302-60	1	Fitting-Grease	33	130-2744-03	1	Mount-Rear
28:6	121-1534	1	HYD Steering Cylinder ASM	34	99-5107	6	Nut-Lock
29	302-33	2	Fitting-Grease	35	98-7077	1	Pin-Axle, Rear
30	3296-68	1	Nut-Lock, NI	36	32144-14	1	Screw-HWHTF
31	92-1765	1	Washer-Thrust	37	99-8431	2	Washer-Thrust
32	325-6	6	Screw-HH	38	99-8432	2	Washer-Thrust

● Not serviced separately

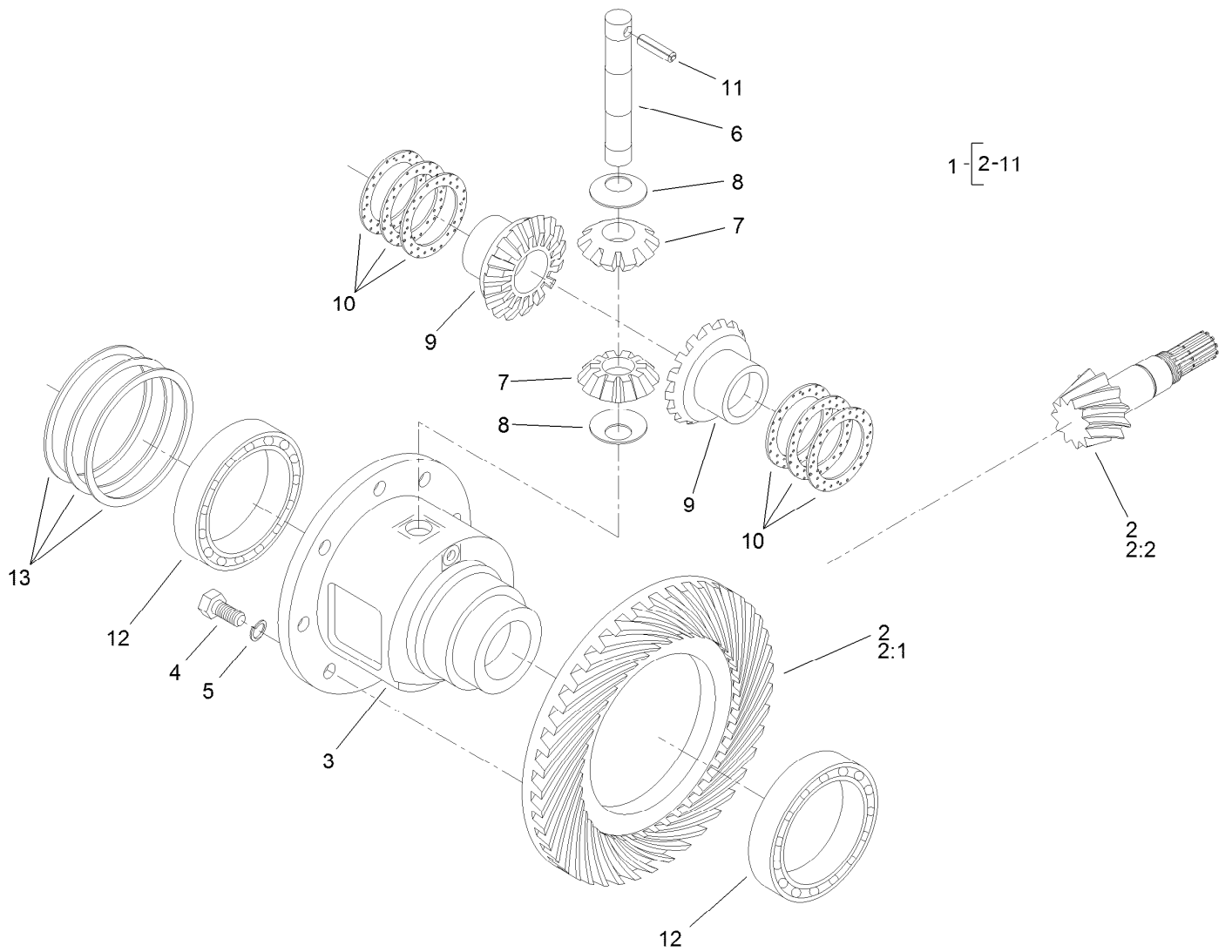




## Bevel Pinion Shaft Assembly Rear Axle Assembly No. 110-4750

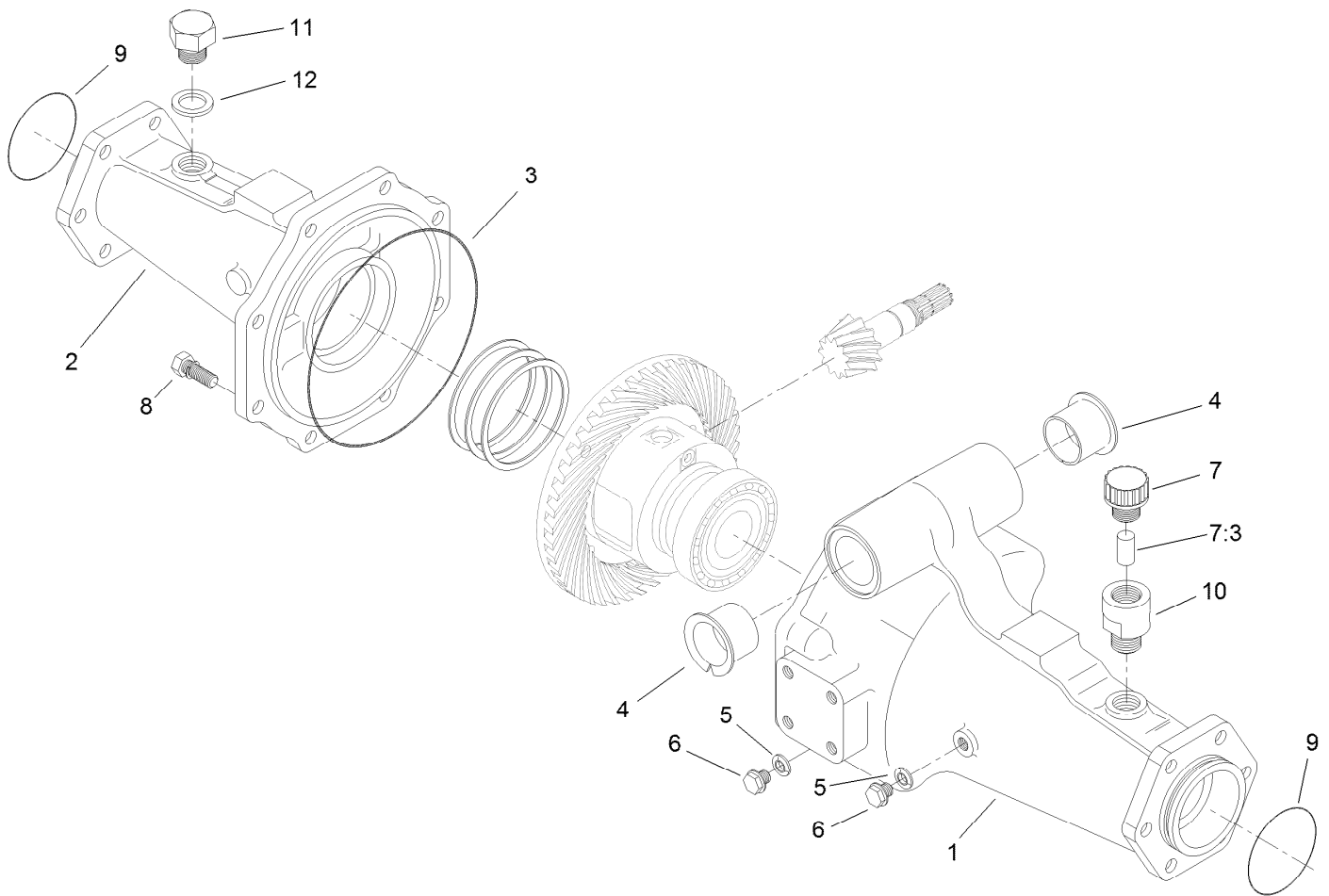
<i>Ref.</i>	<i>Part Number</i>	<i>Qty.</i>	<i>Description</i>
1	106-1093	1	Ring And Pinion Set
1:1	95-7504	1	Gear-43 Tooth, Bevel Spiral
1:2	106-1092	1	Pinion-Spiral, Bevel
2	99-7570	2	Bearing-Roller, Taper
3	95-7534	1	Case-Bearing
4	106-1065	2	O-Ring
5	99-7572	1	Collar-Seal, Oil
6	106-1066	1	O-Ring
7	99-7574	1	Seal-Oil
8	99-7559	1	Washer-Lock
9	99-7560	1	Nut-Lock

<i>Ref.</i>	<i>Part Number</i>	<i>Qty.</i>	<i>Description</i>
10	99-7550	2	Shim 0.1
10	99-7551	2	Shim 0.2
11	95-7533	1	Case-Gear
12	99-7575	2	Bolt
13	98-7735	2	Stud
14	99-7527	2	Washer-Spring
15	99-7526	2	Nut
16	95-7541	1	Plate-Cover
17	106-1140	1	Gasket
18	104-2353	2	Pin-Dowel



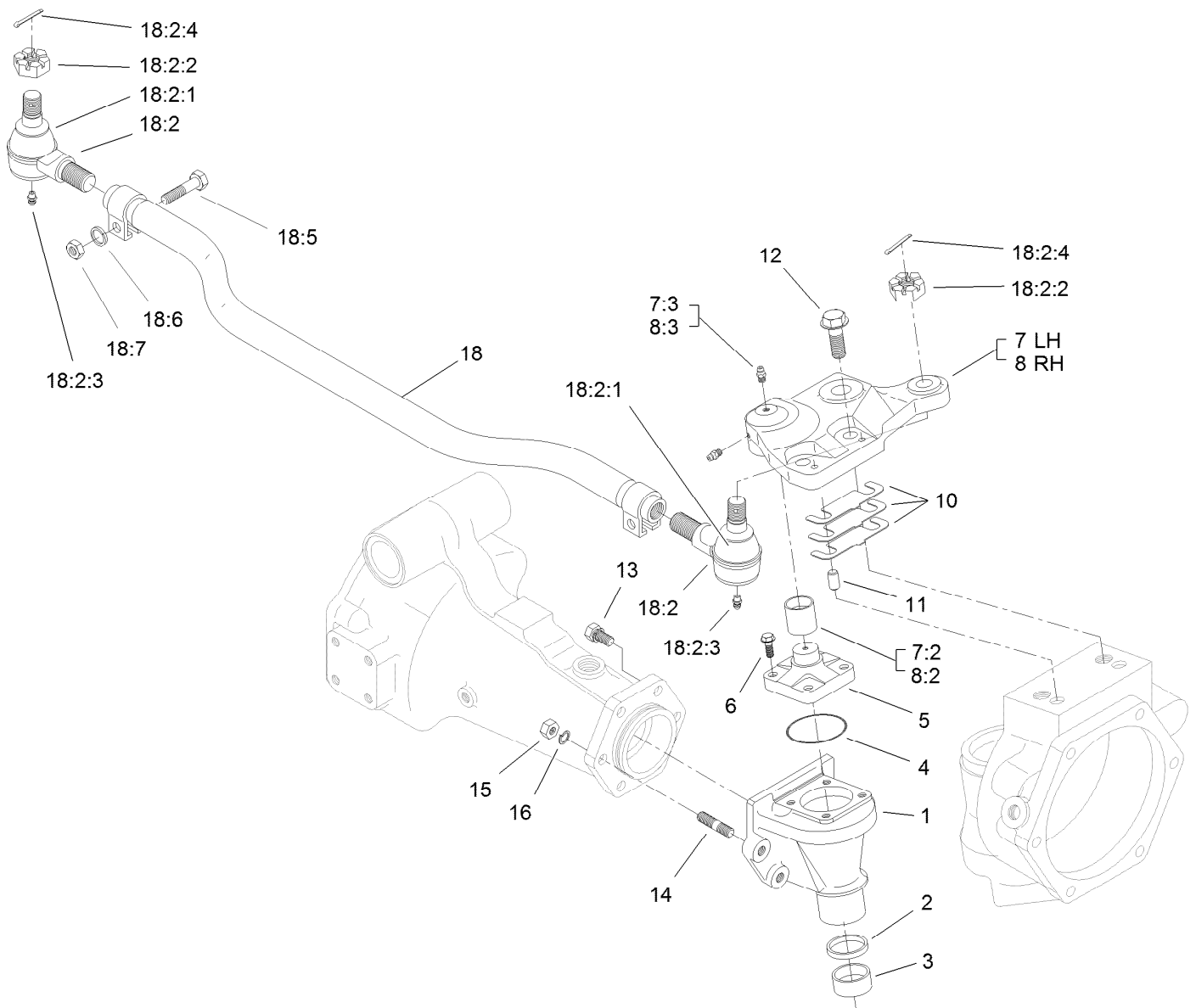
## Differential Assembly Rear Axle Assembly No. 110-4750

<i>Ref.</i>	<i>Part Number</i>	<i>Qty.</i>	<i>Description</i>	<i>Ref.</i>	<i>Part Number</i>	<i>Qty.</i>	<i>Description</i>
1	95-7503	1	Differential ASM	9	99-7581	2	Gear-Differential
2	106-1093	1	Ring And Pinion Set	10	99-7582	2	Washer-Differential
2:1	95-7504	1	Gear-43 Tooth, Bevel Spiral	10	99-7583	2	Washer-Differential
2:2	106-1092	1	Pinion-Spiral, Bevel	10	99-7584	2	Washer-Differential
3	95-7502	1	Case-Differential	11	99-7588	1	Pin-Spring
4	99-7576	8	Bolt	12	99-7562	2	Bearing-Ball
5	3253-4	8	Washer-Lock	13	99-7585	2	Shim 0.1
6	99-7578	1	Shaft-Differential	13	99-7586	2	Shim 0.2
7	99-7579	2	Pinion-Differential	13	99-7587	2	Shim 0.4
8	99-7580	2	Washer-Differential				



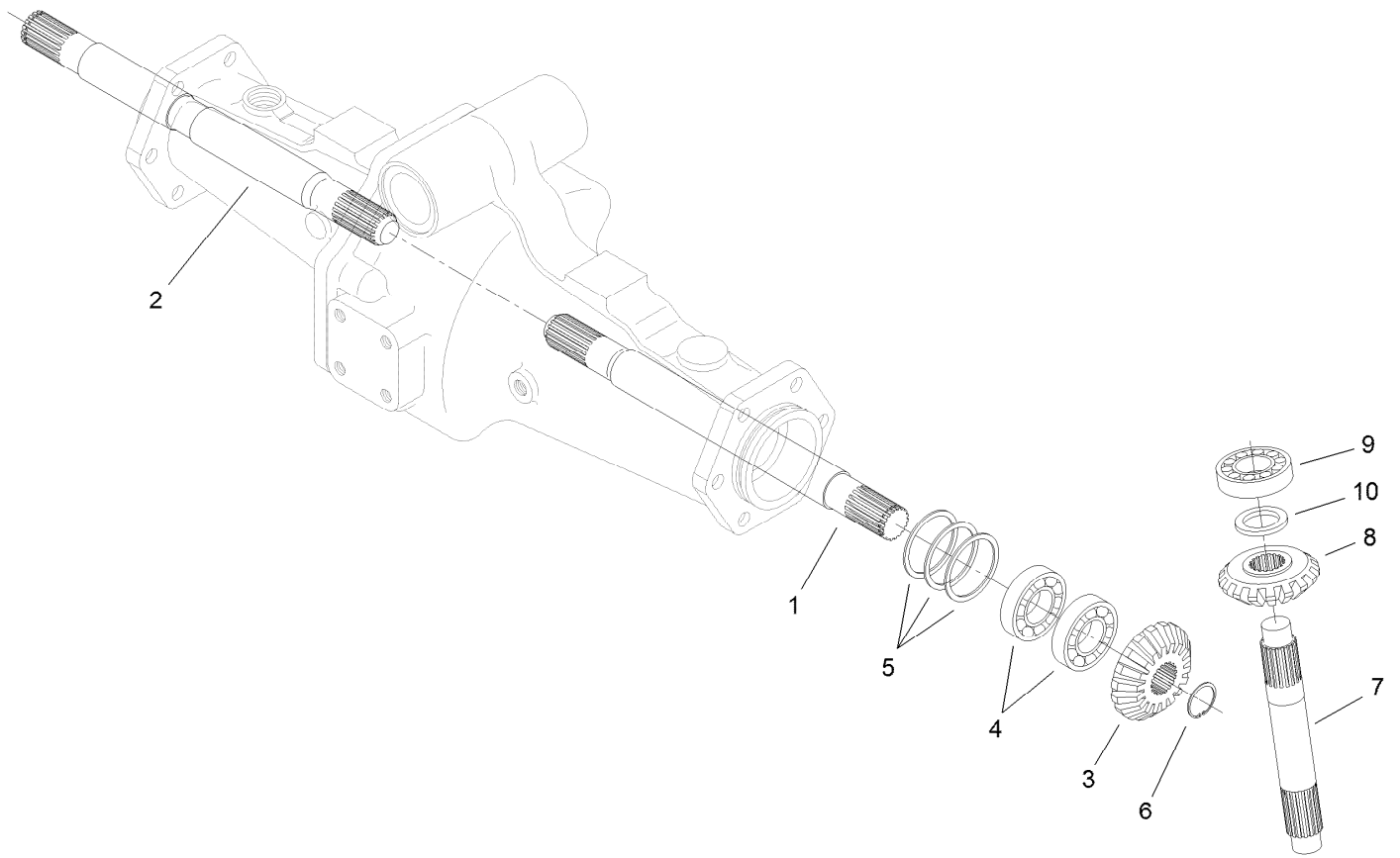
## Axle Support Assembly Rear Axle Assembly No. 110-4750

<i>Ref.</i>	<i>Part Number</i>	<i>Qty.</i>	<i>Description</i>
1	95-7508	1	Support-Axle
2	95-7506	1	Support-Axle
3	106-1067	1	O-Ring
4	95-7537	2	Bushing-Flanged
5	99-7590	2	Washer-Seal
6	99-7589	2	Plug
7	110-4812	1	Axle Vent ASM
7:3	110-4815	1	Insert-Filter, Foam
8	99-7592	8	Bolt
9	106-1068	2	O-Ring
10	104-2377	1	Extension-Vent
11	104-8643	1	Plug
12	104-8644	1	O-Ring



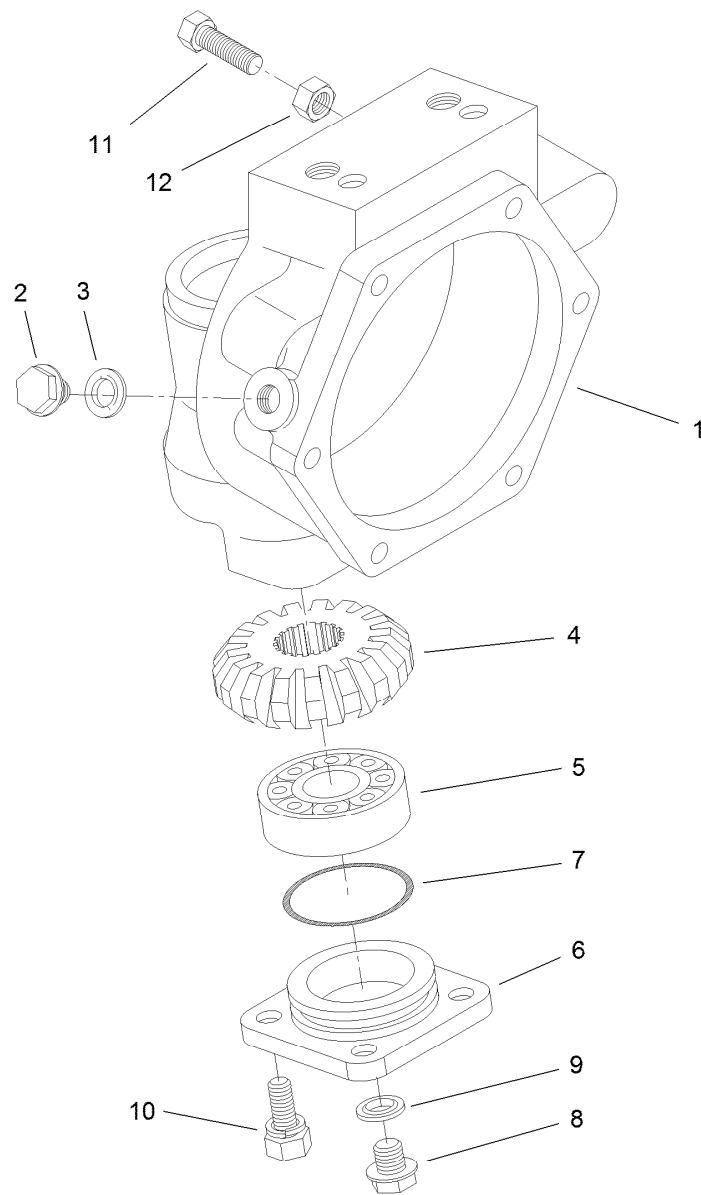
## Bevel Gear Case Assembly Rear Axle Assembly No. 110-4750

<i>Ref.</i>	<i>Part Number</i>	<i>Qty.</i>	<i>Description</i>	<i>Ref.</i>	<i>Part Number</i>	<i>Qty.</i>	<i>Description</i>
1	110-4752	2	Case-Gear, Bevel	12	104-2375	4	Bolt
2	110-4754	2	Seal-Oil	13	99-7599	8	Bolt
3	104-2378	2	Bushing	14	99-7525	4	Stud
4	106-1069	2	O-Ring	15	99-7526	4	Nut
5	104-2373	2	Knuckle	16	99-7527	4	Washer-Spring
6	104-2374	8	Bolt	18	106-1141	1	Steering Tie Rod ASM
7	100-3768	1	LH Steering Arm ASM	18:2	106-1113	2	Tie Rod End ASM - RH Thread
7:2	104-8634	1	Bushing	18:2:1	100-3853	1	Cover-Dust
7:3	106-1104	2	Fitting-Grease	18:2:2	100-3854	1	Nut-Castle
8	100-3766	1	RH Steering Arm ASM	18:2:3	110-4755	1	Fitting-Grease
8:2	104-8634	1	Bushing	18:2:4	3272-11	1	Pin-Cotter
8:3	106-1104	2	Fitting-Grease	18:5	100-3855	2	Bolt
10	95-7547	2	Shim 0.1	18:6	99-7527	2	Washer-Spring
10	95-7548	2	Shim 0.2	18:7	99-7526	2	Nut
10	95-7549	2	Shim 0.3				
11	99-7597	4	Pin-Dowel				



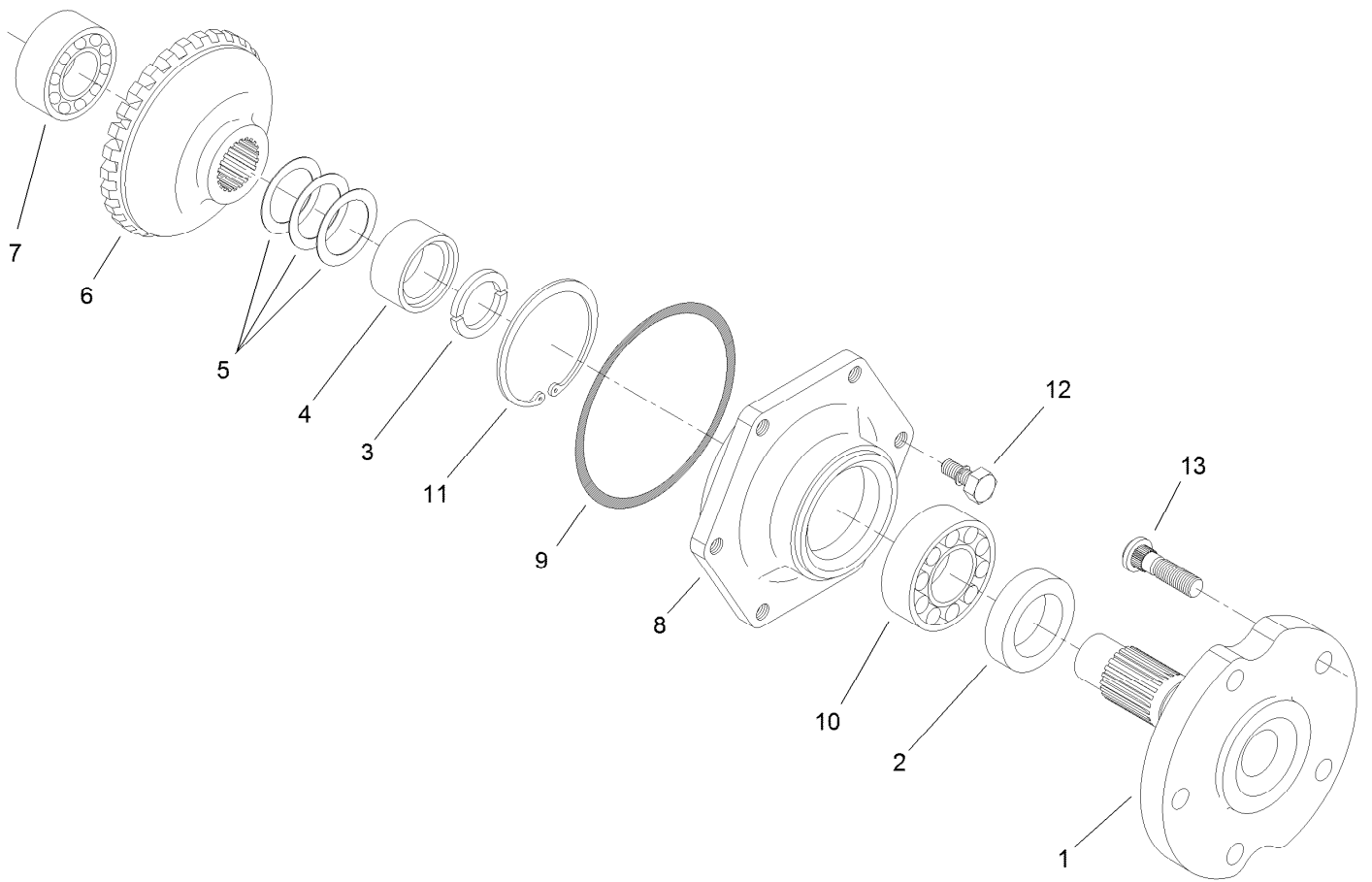
## Bevel Gear Shaft Assembly Rear Axle Assembly No. 110-4750

<i>Ref.</i>	<i>Part Number</i>	<i>Qty.</i>	<i>Description</i>
1	95-7509	1	Shaft-Gear, Differential
2	95-7512	1	Shaft-Gear, Differential
3	95-7517	2	Gear-Bevel, 15 Tooth
4	99-7530	4	Bearing-Ball
5	99-7552	2	Shim 0.1
5	99-7553	2	Shim 0.2
5	99-7554	2	Shim 0.5
6	99-7531	2	Clip
7	110-4753	2	Shaft-Gear, Bevel
8	95-7519	2	Gear-Bevel, 17 Tooth
9	99-7532	2	Bearing-Roller, Taper
10	99-7558	2	Collar



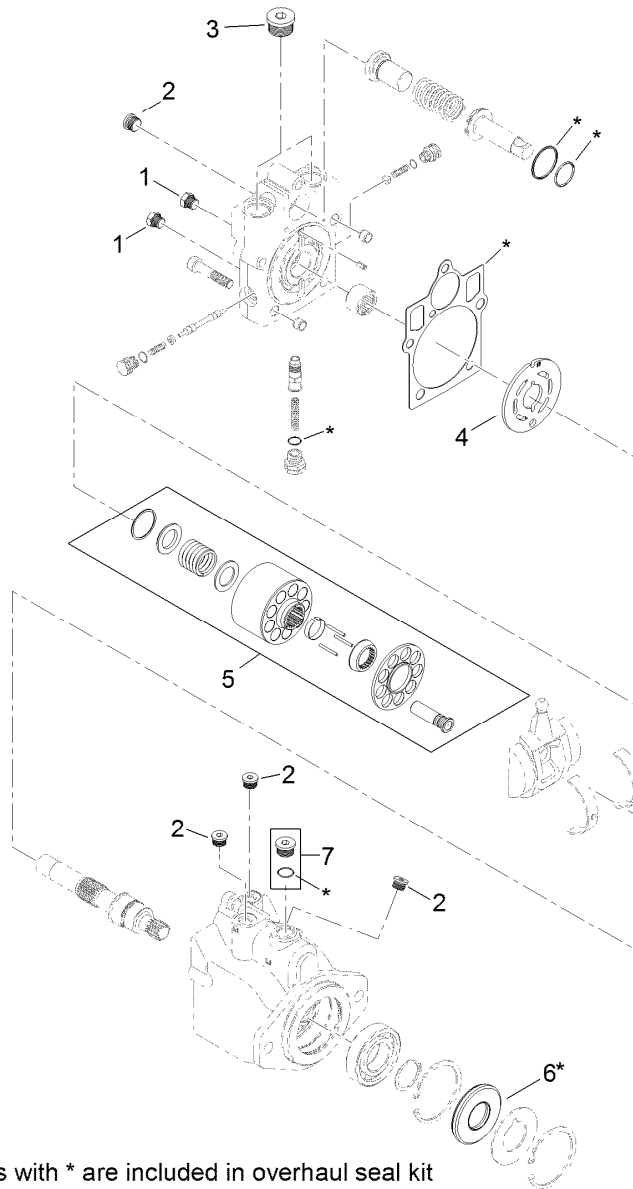
## Axle Case Assembly Rear Axle Assembly No. 110-4750

<i>Ref.</i>	<i>Part Number</i>	<i>Qty.</i>	<i>Description</i>
1	110-4751	2	Case-Axle
2	99-7535	2	Plug
3	99-7536	2	Washer-Seal
4	95-7527	2	Gear-Bevel, 17 Tooth
5	99-7532	2	Bearing-Roller, Taper
6	100-2560	2	Cover
7	106-1070	2	O-Ring
8	99-7589	2	Plug
9	99-7590	2	Washer-Seal
10	100-2562	8	Bolt
11	106-1102	2	Bolt-Stop
12	106-1103	2	Nut



## Axle Assembly Rear Axle Assembly No. 110-4750

<i>Ref.</i>	<i>Part Number</i>	<i>Qty.</i>	<i>Description</i>
1	95-7522	2	Axle
2	99-7564	2	Seal-Oil
3	95-7544	4	Clip
4	95-7523	2	Spacer
5	99-7555	2	Shim 0.3
5	99-7556	2	Shim 0.2
5	99-7557	2	Shim 0.5
6	95-7524	2	Gear-Bevel, 29 Tooth
7	99-7534	2	Bearing-Ball
8	95-7521	2	Cover-Axle
9	106-1071	2	O-Ring
10	99-7561	2	Bearing-Ball
11	99-7539	2	Clip
12	99-7596	12	Bolt
13	99-7563	10	Stud

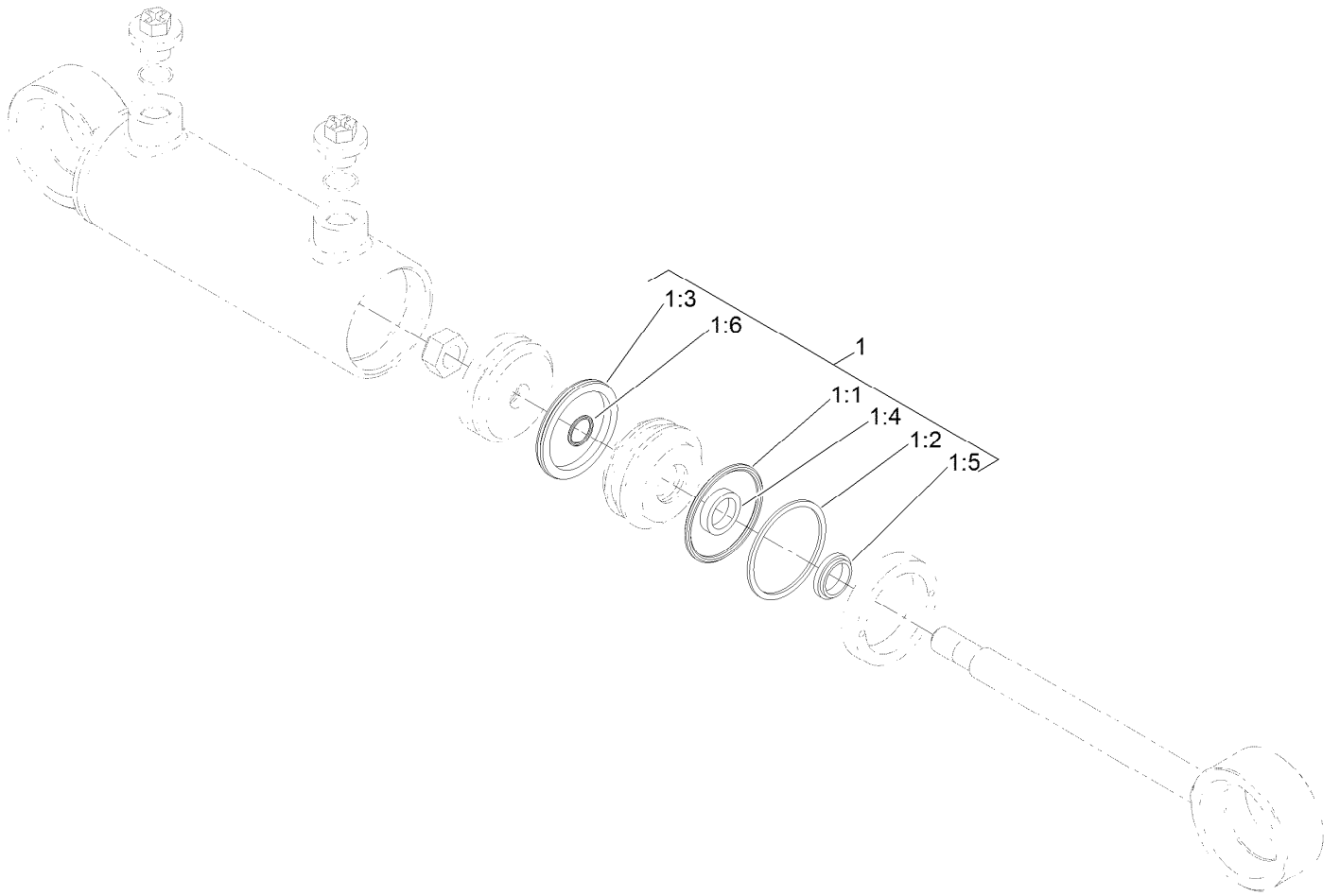


8 = all items with \* are included in overhaul seal kit

## Hydraulic Motor Assembly No. 120-8814

<i>Ref.</i>	<i>Part Number</i>	<i>Qty.</i>	<i>Description</i>
1	92-1352	2	Plug
2	69-3080	5	Plug
3	69-3130	2	Plug
4	121-1734	1	Plate-Valve
5	110-6472	1	Cylinder Block Kit ASM
6	69-3190	1	Seal-Lip
7	67-9090	1	Plug
8	121-1736	1	Overhaul Seal Kit

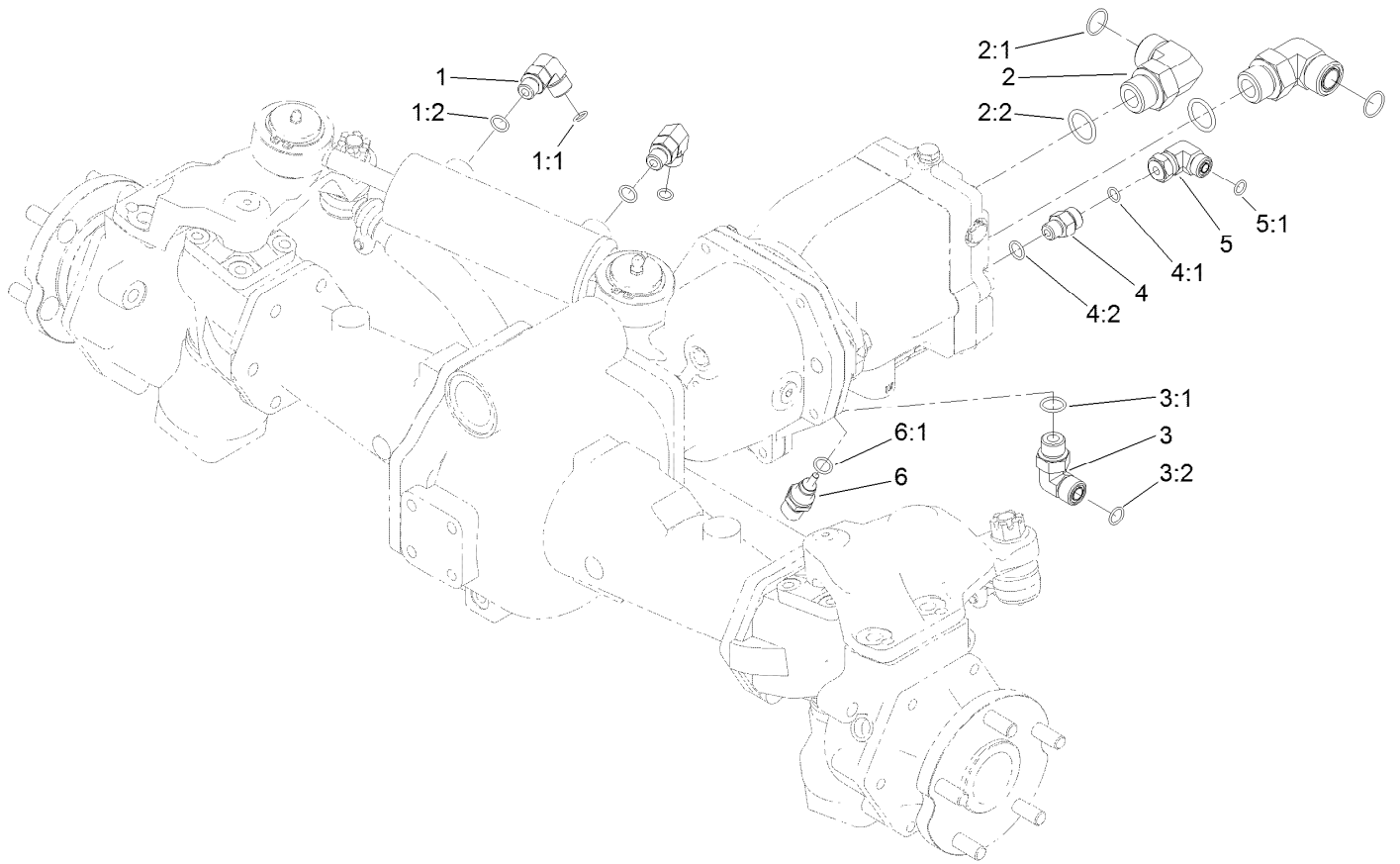




## Steering Cylinder Assembly No. 121-1534

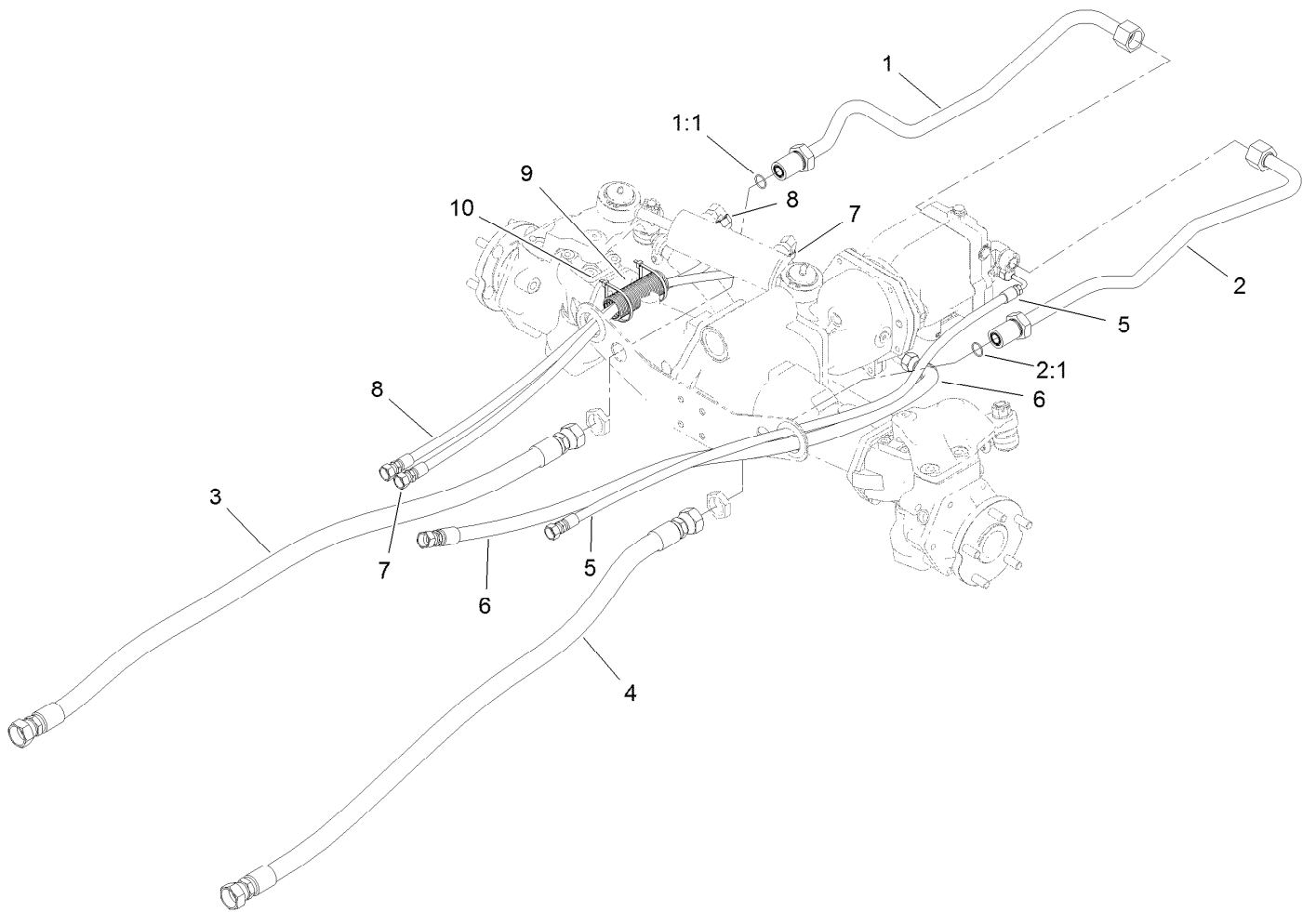
<i>Ref.</i>	<i>Part Number</i>	<i>Qty.</i>	<i>Description</i>
1	125-4302	1	Seal Kit
1:1		1	O-Ring ●
1:2		1	Backup ●
1:3		1	Bp Seal ●
1:4		1	Bt Seal ●
1:5		1	Dust Seal ●
1:6		1	O-Ring ●

● Not serviced separately



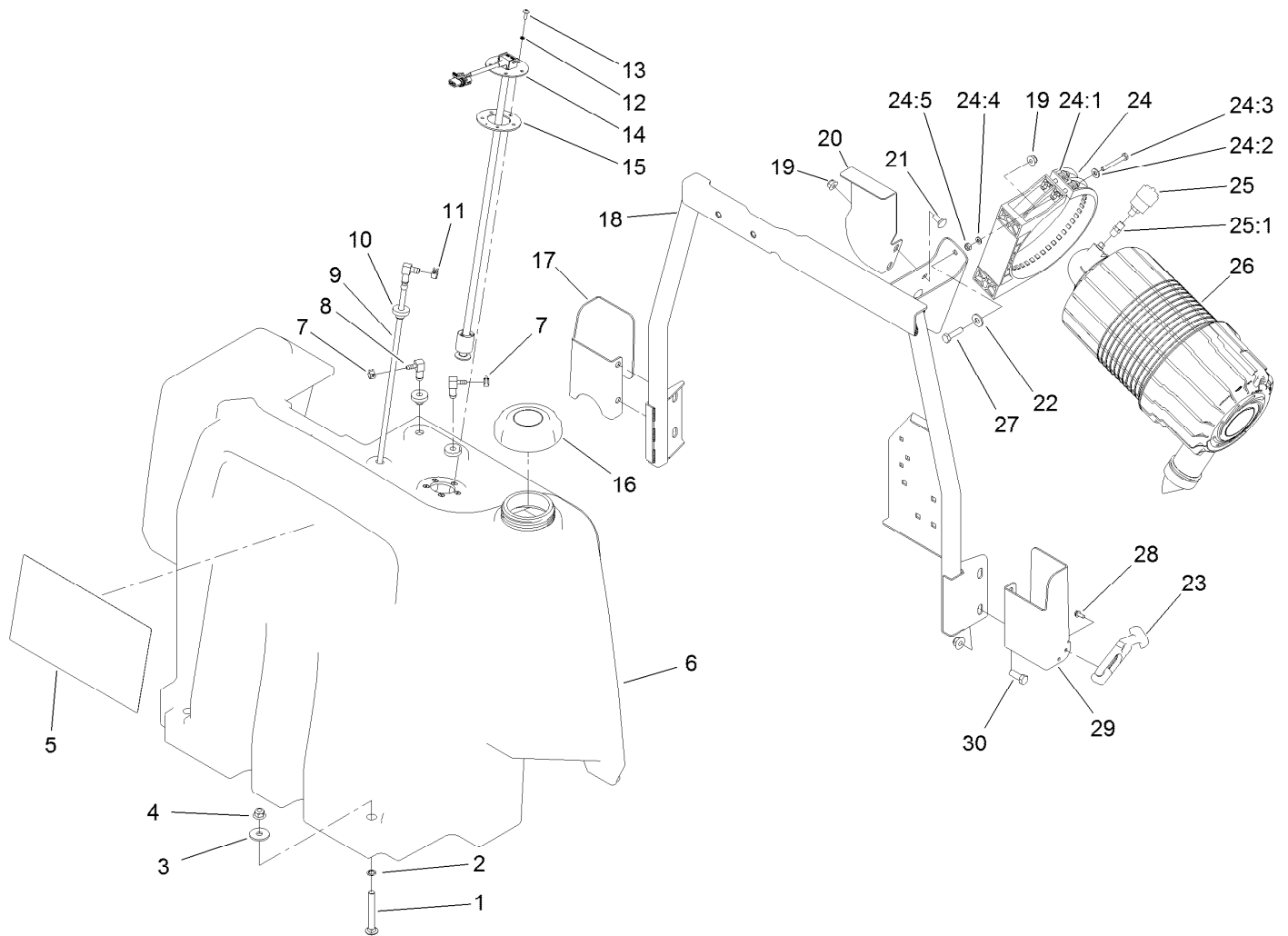
## Hydraulic Fitting Assembly

<i>Ref.</i>	<i>Part Number</i>	<i>Qty.</i>	<i>Description</i>	<i>Ref.</i>	<i>Part Number</i>	<i>Qty.</i>	<i>Description</i>
1	340-77	2	Fitting-Elbow, 90 DEG	3:2	237-30	1	O-Ring
1:1	237-22	1	O-Ring	4	340-2	1	Fitting-Straight
1:2	237-42	1	O-Ring	4:1	237-22	1	O-Ring
2	340-142	2	Fitting-Elbow, 90 DEG	4:2	237-42	1	O-Ring
2:1	237-58	1	O-Ring	5	340-159	1	Elbow-90
2:2	237-81	1	O-Ring	5:1	237-22	2	O-Ring
3	340-98	1	Fitting-Elbow, 90 DEG	6	110-8829	1	Sender-Temperature
3:1	237-79	1	O-Ring	6:1	237-42	1	O-Ring



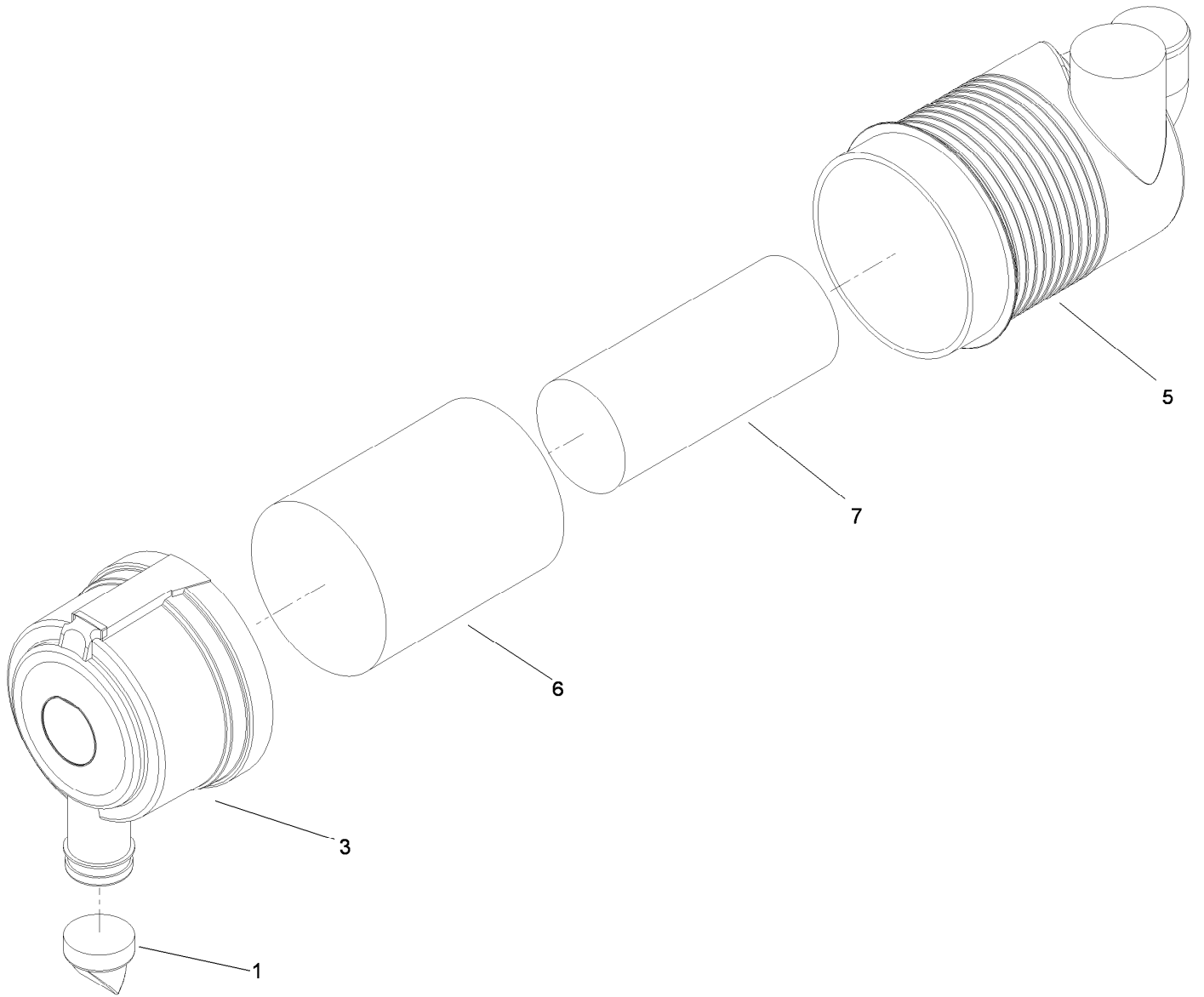
## Hose and Tube Routing Assembly

<i>Ref.</i>	<i>Part Number</i>	<i>Qty.</i>	<i>Description</i>
1	120-9067	1	HYD Tube ASM
1:1	237-58	1	O-Ring
2	120-9068	1	Tube ASM
2:1	237-58	1	O-Ring
3	121-1502	1	Hose-HYD
4	114-0024	1	Hose-HYD
5	121-1459	1	Hose-HYD
6	121-1458	1	Hose-HYD
7	121-1500	1	Hose-HYD
8	121-1501	1	Hose-HYD
9	121-1544	2	Cover-Hose
10	3290-379	4	Tie-Cable



## Fuel Tank and Air Cleaner Assembly

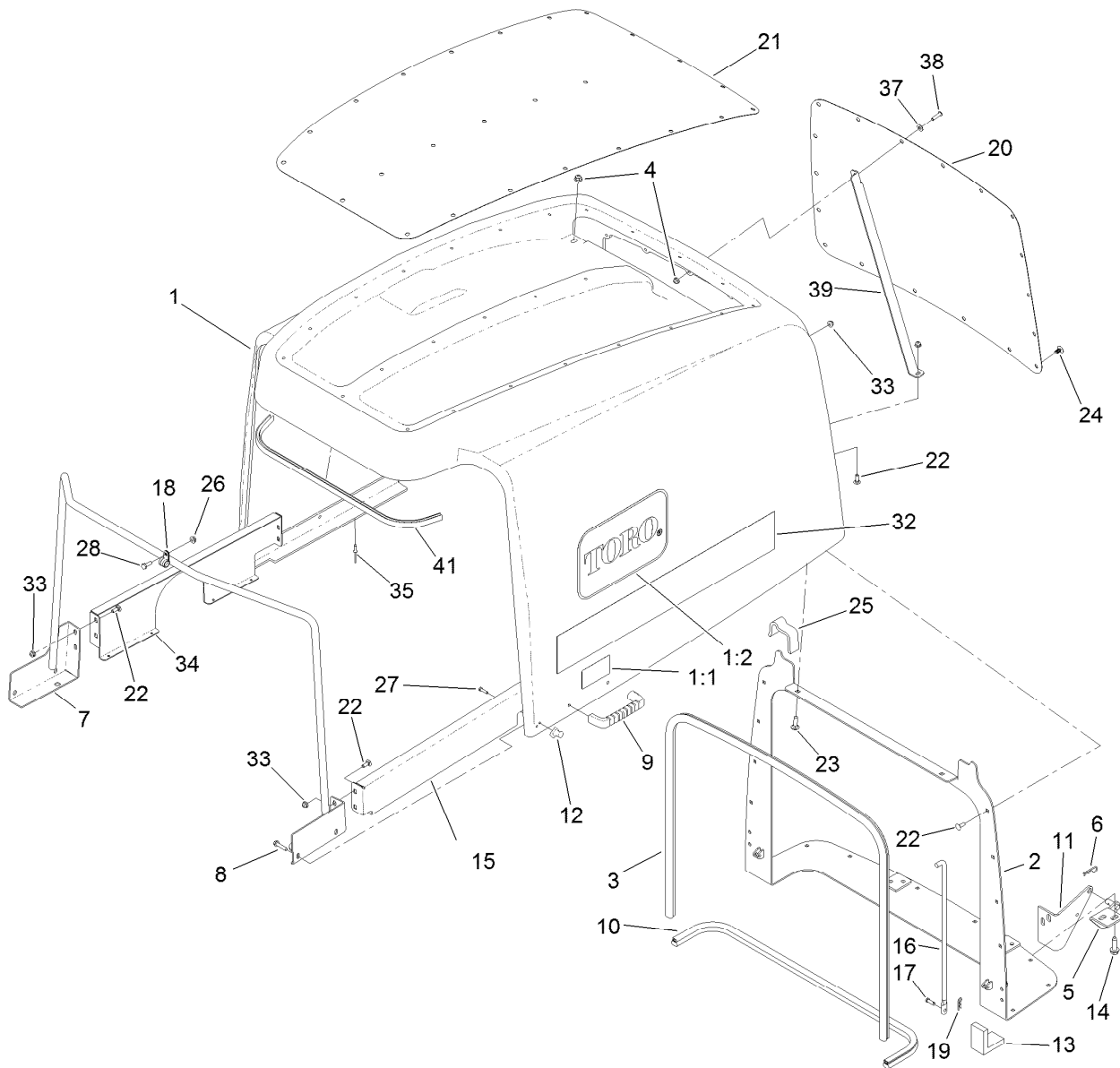
Ref.	Part Number	Qty.	Description	Ref.	Part Number	Qty.	Description
1	3231-10	2	Screw-CARR	19	104-8300	4	Nut-HF, NI
2	32151-72	2	Ring-Retaining	20	120-4193-03	1	Bracket-Fuel Tank
3	63-8410	2	Washer	21	3230-1	2	Bolt-CARR
4	104-8301	6	Nut-HF, NI	22	3256-3	2	Washer-Flat
5	137-5496	1	Decal-Service	23	103-4080	2	Latch-Rubber
6	120-4195	1	Tank-Fuel	24	99-5414	1	Strap-Cleaner, Air
7	2412-98	2	Clamp-Hose	24:1	108-1512	2	Spring
8	104-5228	2	Fitting-Elbow, 90 DEG	24:2	3256-22	2	Washer-Flat
9	120-8908	1	Pipe-Stand	24:3	33113-050	2	Screw-HH
10	46-6560	3	Bushing	24:4	33093-00	2	Washer-Flat
11	92-2379	1	Clamp-Hose	24:5	33023-00	2	Nut-Lock
12	3253-15	5	Washer-Lock	25	104-3563	1	Indicator
13	32122-24	5	Screw-PTH	25:1	94-1416	1	Adapter-Indicator
14	121-1688	1	Gauge-Fuel	26	99-5410	1	Air Cleaner ASM
15	121-1707	1	Gasket-Fuel, Viton	27	322-6	2	Screw-HH
16	119-8266	1	Cap-Fuel (Biodiesel)	28	32144-1	4	Screw-Taptite
17	121-1514-03	1	Bracket-Latch, RH	29	121-1513-03	1	Bracket-Latch, LH
18	120-4190-03	1	Support-Tank	30	323-6	4	Screw-HH



## Air Cleaner Assembly No. 99-5410

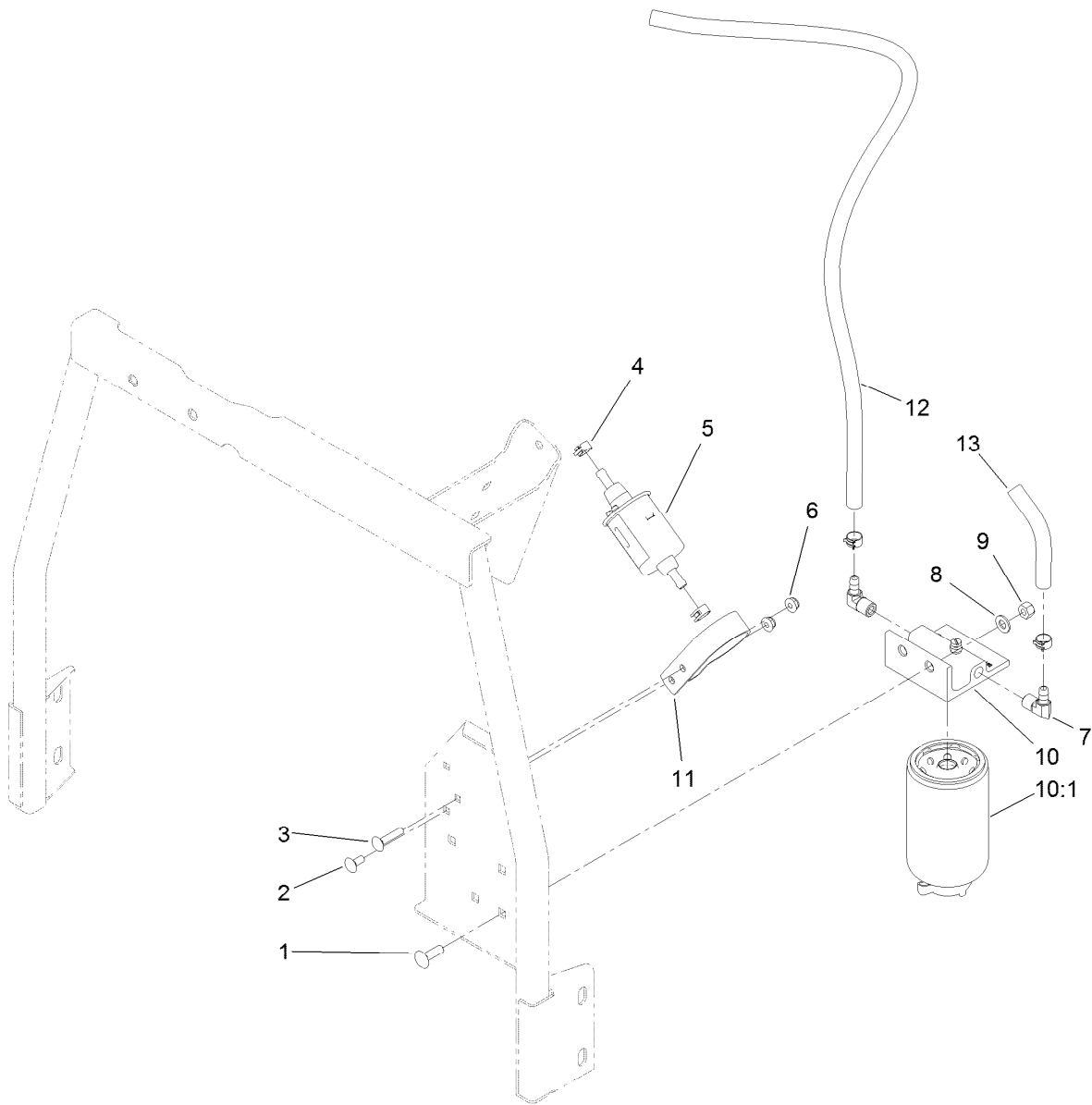
<i>Ref.</i>	<i>Part Number</i>	<i>Qty.</i>	<i>Description</i>
1	104-4258	1	Valve-Vacuator
3	104-4259	1	Cover
5		1	Body ASM ●
6	108-3814	1	Filter-Air
7	108-3816	1	Filter-Air

● Not serviced separately



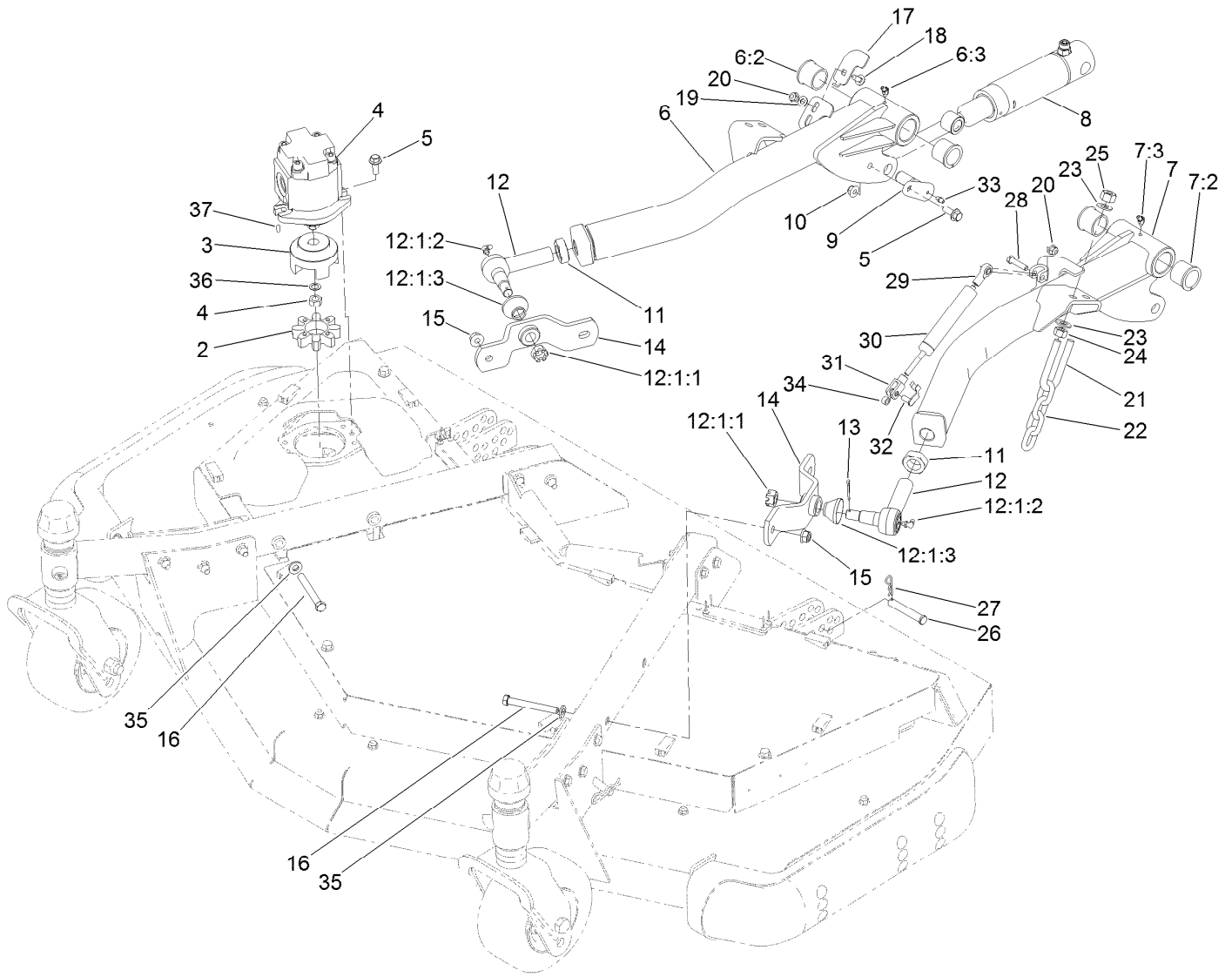
## Hood Assembly

Ref.	Part Number	Qty.	Description	Ref.	Part Number	Qty.	Description
1	120-9090	1	Hood ASM	18	2412-134	2	Clamp-R
1:1	106-6754	2	Decal-Danger	19	3290-307	2	Pin-Cotter
1:2	66-1210	2	Decal	20	120-9096-03	1	Screen-Hood, Rear
2	120-9099-03	1	Pivot-Hood	21	120-9097-03	1	Screen-Hood, Top
3	114-3823	1	Seal-Bulb	22	3229-1	24	Screw-CARR
4	104-8300	2	Nut-HF, NI	23	3230-2	2	Bolt-CARR
5	121-1470	2	Pivot-Screen	24	117-2382	42	Plug-Plastic
6	3290-467	2	Pin-Hair	25	120-9087	2	Seal-Foam
7	120-4196-03	1	Support-Hood	26	32128-33	2	Nut-HF
8	46-8092	4	Screw-Plastite	27	32104-4	2	Screw
9	65-5100	2	Handle-Door	28	321-4	2	Screw-HH
10	104-3590	1	Seal-Bulb	32	106-2045	2	Decal-Hood
11	104-3588-03	2	Pivot-Screen	33	104-7201	25	Nut-HF
12	103-4081	2	Latch-Keeper	34	120-8948-03	1	Support-Hood, RH
13	104-3580	2	Seal-Corner, Screen	35	3269-4	8	Rivet-Pop
14	32144-109	8	Screw-Thd	37	3256-1	1	Washer-Flat
15	120-8949-03	1	Support-Hood, LH	38	3274-65	1	Screw-HSBH
16	104-8313	2	Rod-Hood	39	127-3707-03	1	Support-Hood
17	283-67	2	Pin-Clevis	41	132-6181	1	Trim



## Fuel/Water Separator Assembly

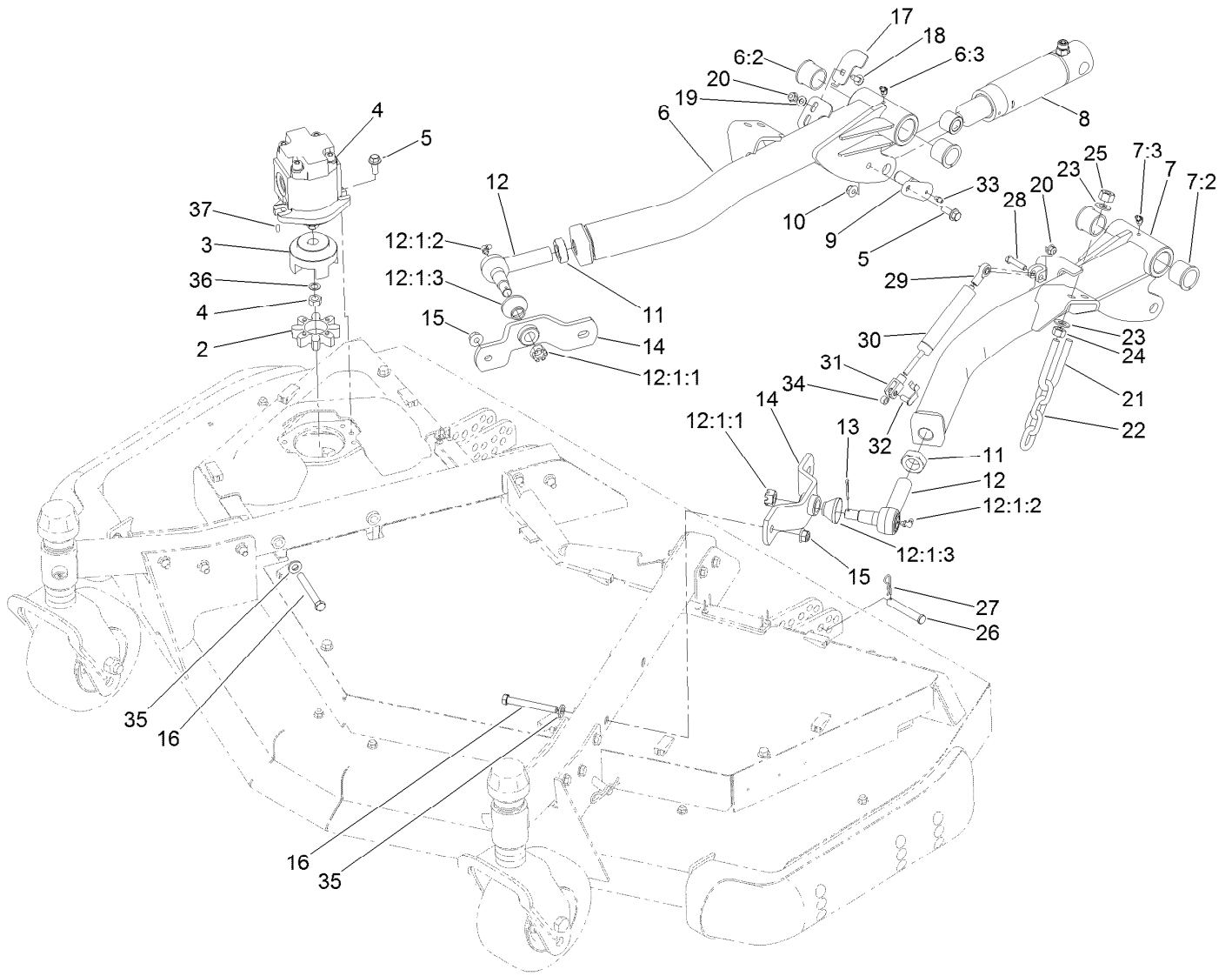
Ref.	Part Number	Qty.	Description
1	3230-22	2	Screw-CARR
2	3229-11	1	Screw-CARR
3	3229-3	1	Screw-CARR
4	92-2379	4	Clamp-Hose
5	110-8806	1	Pump-Fuel
6	104-7201	2	Nut-HF
7	353-781	2	Fitting-HYD, 90
8	3256-23	2	Washer-Plain
9	3296-29	2	Nut-Lock, NI
10	110-9044	1	Separator-Filter
10:1	110-9049	1	Filter-Spin On
11	110-8817	1	Bracket-Pump, Fuel
12	110-6186	1	Hose-Fuel
13	110-3256	1	Hose-Fuel



## Front Deck Installation Assembly

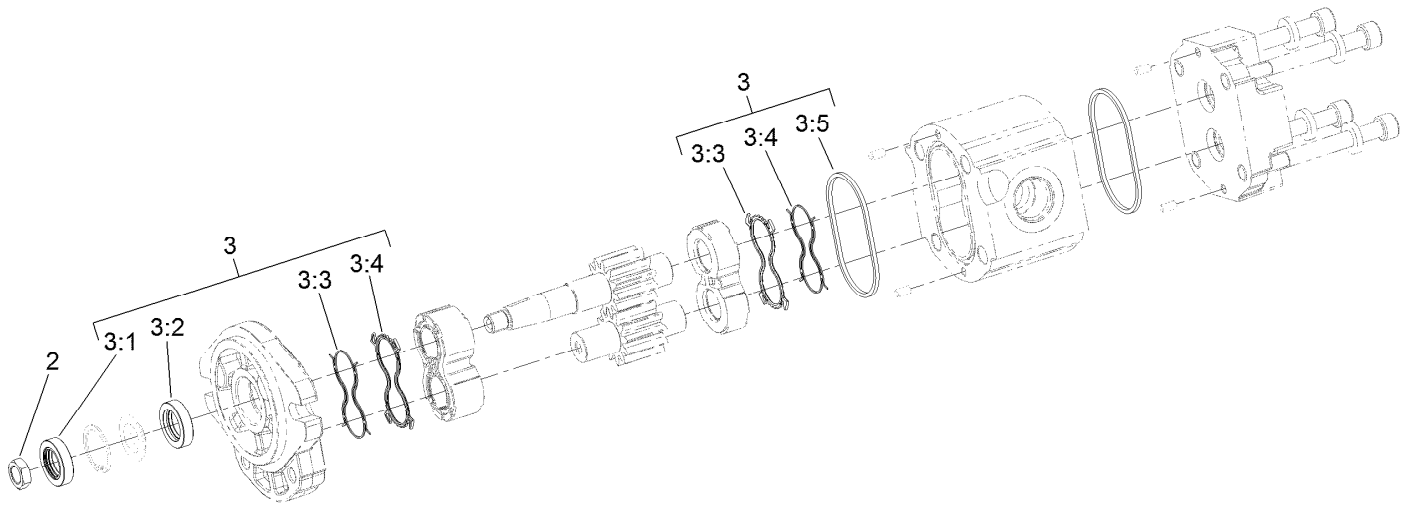
Ref.	Part Number	Qty.	Description	Ref.	Part Number	Qty.	Description
2	104-3542	1	Spider	16	324-19	4	Screw-HH
3	104-3541	1	Hub-Spider	17	120-8893	1	Plate-Sensor
4	127-3694	1	HYD Motor ASM	18	3230-23	1	Screw-CARR
5	3234-42	4	Screw-HHF	19	3256-23	1	Washer-Plain
6	120-8878	1	RH Lift Arm ASM	20	104-8300	2	Nut-HF, NI
6:2	104-0015	2	Bushing-Flange	21	104-0108	2	U-Bolt
6:3	302-11	1	Fitting-Lube, 45 DEG	22	95-6231	2	Chain-HOC
7	120-8879	1	LH Lift Arm ASM	23	3256-26	8	Washer-Flat
7:2	104-0015	2	Bushing-Flange	24	3217-9	4	Nut-HH
7:3	302-11	1	Fitting-Lube, 45 DEG	25	3296-25	4	Nut-Lock, NI
8	120-8802	2	HYD Cylinder ASM	26	283-55	2	Pin-Clevis
9	120-5575	2	Pin	27	3290-467	2	Pin-Hair
10	104-8301	2	Nut-HF, NI	28	322-17	1	Screw-HH
11	21-3001	2	Nut-Jam	29	104-8331	1	End-Rod, Spherical
12	86-8101-01	2	Joint-Ball, LH	30	105-3249	1	Damper
12:1:1	32136-2	1	Nut-SHH	31	115-5455	1	End-Rod, Clevis
12:1:2	302-40	1	Fitting-Grease, 90 DEG	32	115-5454	1	Pin-Spring
12:1:3	114-2874	1	Seal-Ball Joint	33	302-5	2	Fitting-Grease
13	3272-12	2	Pin-Cotter	34	115-2142	1	Spacer
14	93-4583-01	2	Mount-Joint, Ball	35	87-7480	4	Washer
15	114-8417	4	Nut-HF, NI				





## Front Deck Installation Assembly (continued)

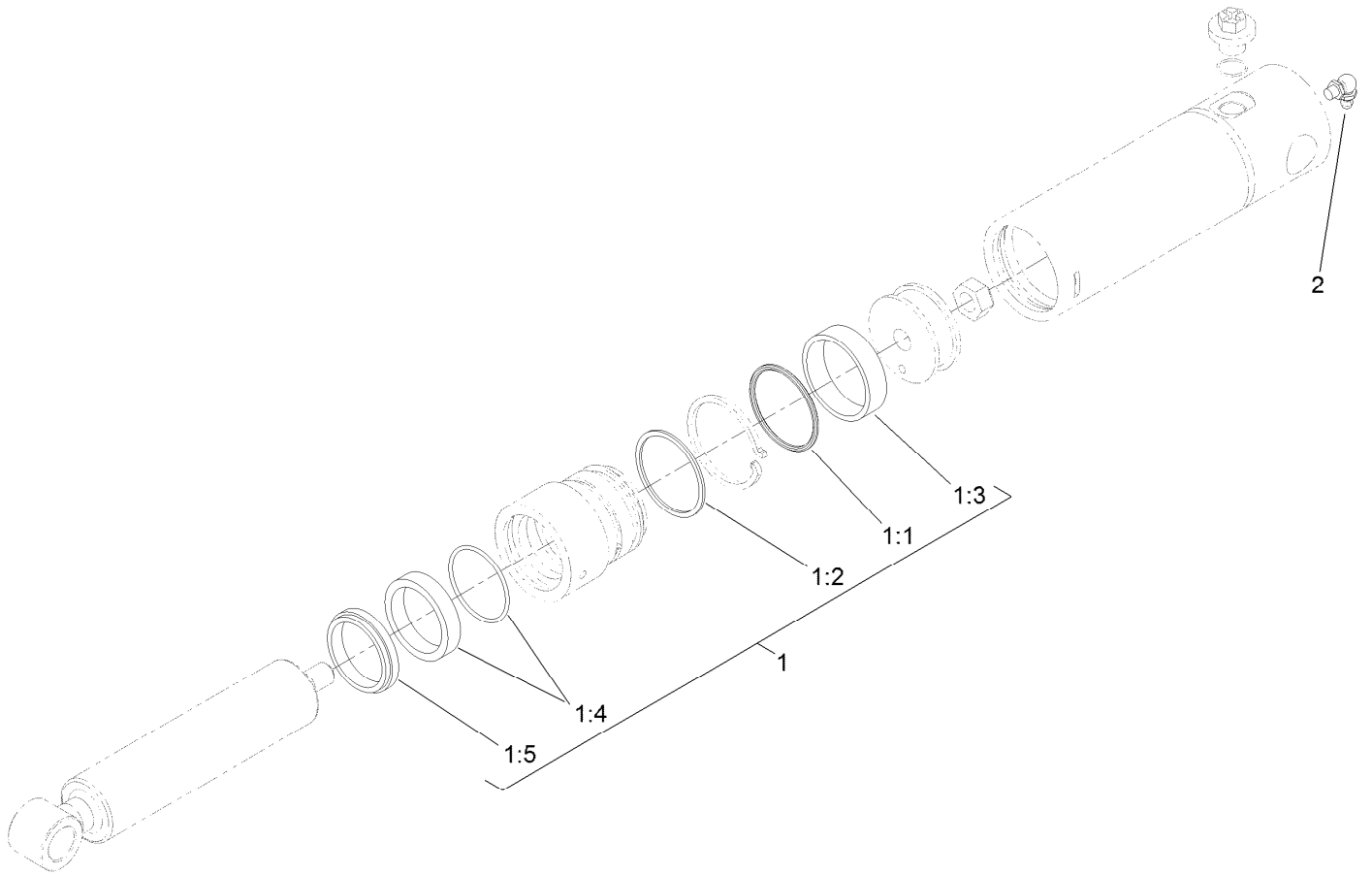
<i>Ref.</i>	<i>Part Number</i>	<i>Qty.</i>	<i>Description</i>
36	112-6957	1	Washer-Hardened
37	3257-3	1	Key-Woodruff



## Hydraulic Motor Assembly No. 127-3694

Ref.	Part Number	Qty.	Description
2	110-8815	1	Nut-Hex
3	114-5620	1	Seal Kit
3:1		1	Seal-Shaft ●
3:2		1	Seal-Shaft ●
3:3		2	Seal-Anti Extrusion ●
3:4		2	Seal-Plate, Balancing ●
3:5		2	O Ring-Housing ●

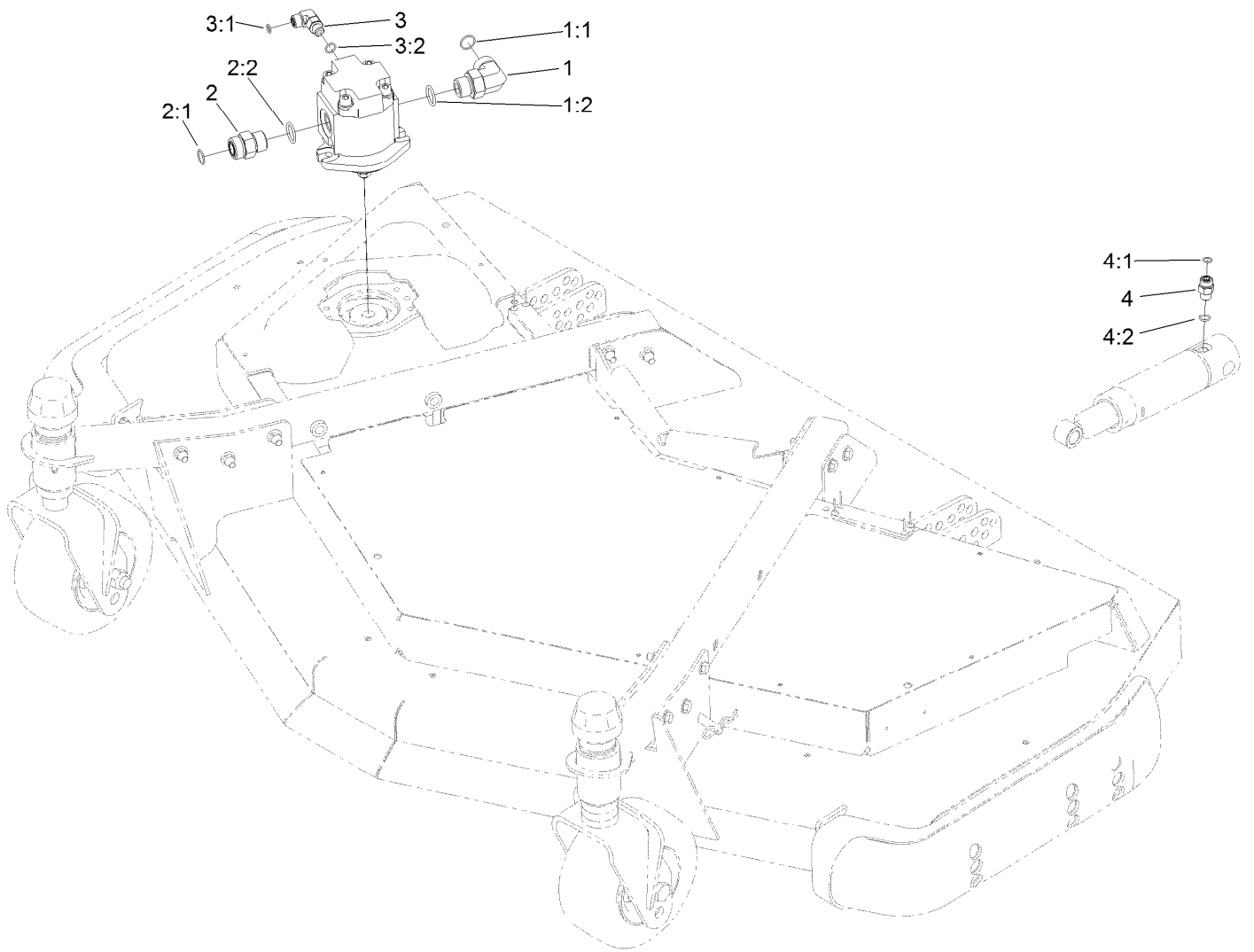
● Not serviced separately



## Lift Cylinder Assembly No. 120-8802

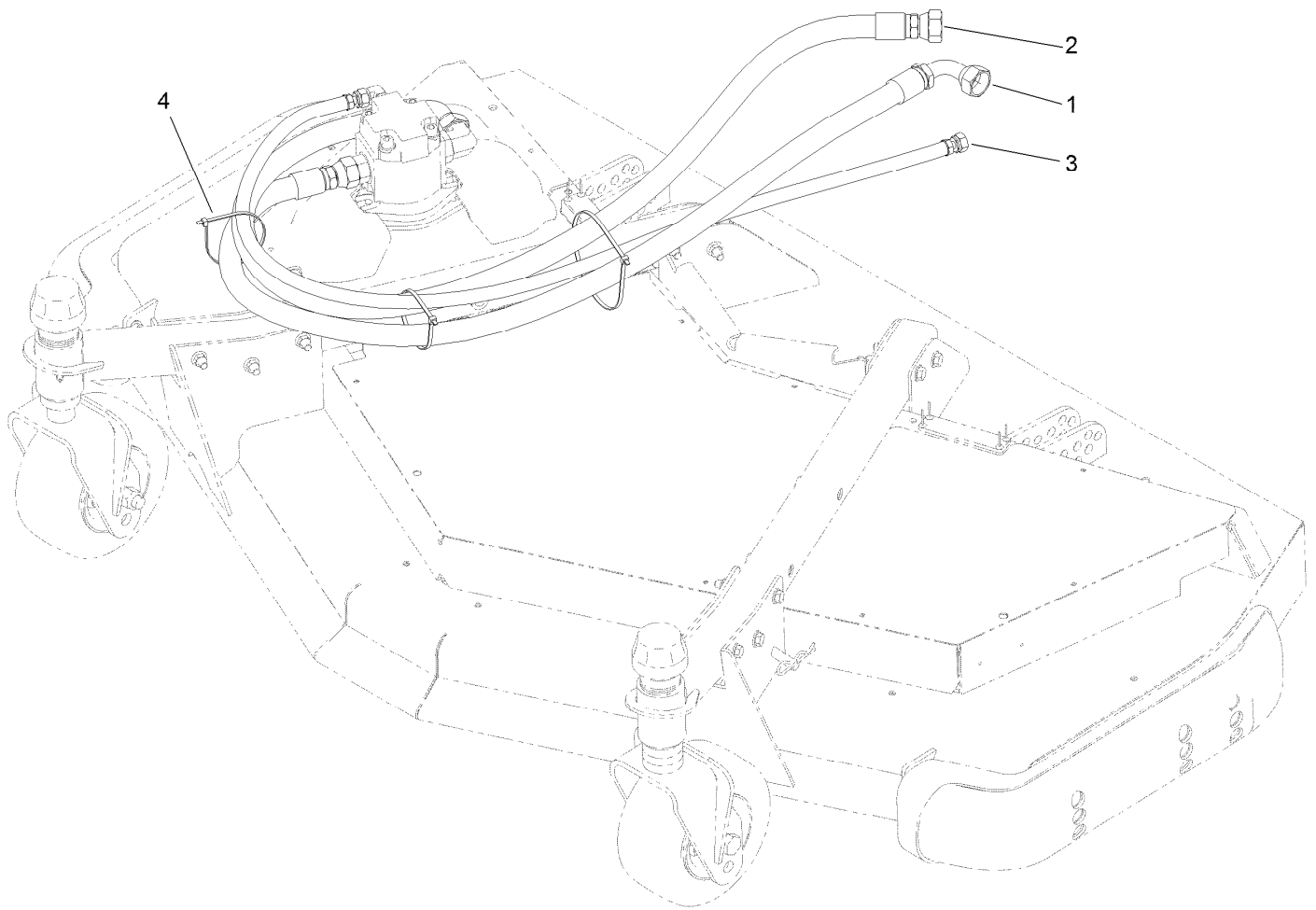
<i>Ref.</i>	<i>Part Number</i>	<i>Qty.</i>	<i>Description</i>
1	125-4301	1	Seal Kit
1:1		1	O-Ring ●
1:2		1	Backup ●
1:3		1	Wear Ring ●
1:4		1	Bds Seal ●
1:5		1	Dust Seal ●
2	302-60	1	Fitting-Grease

● Not serviced separately



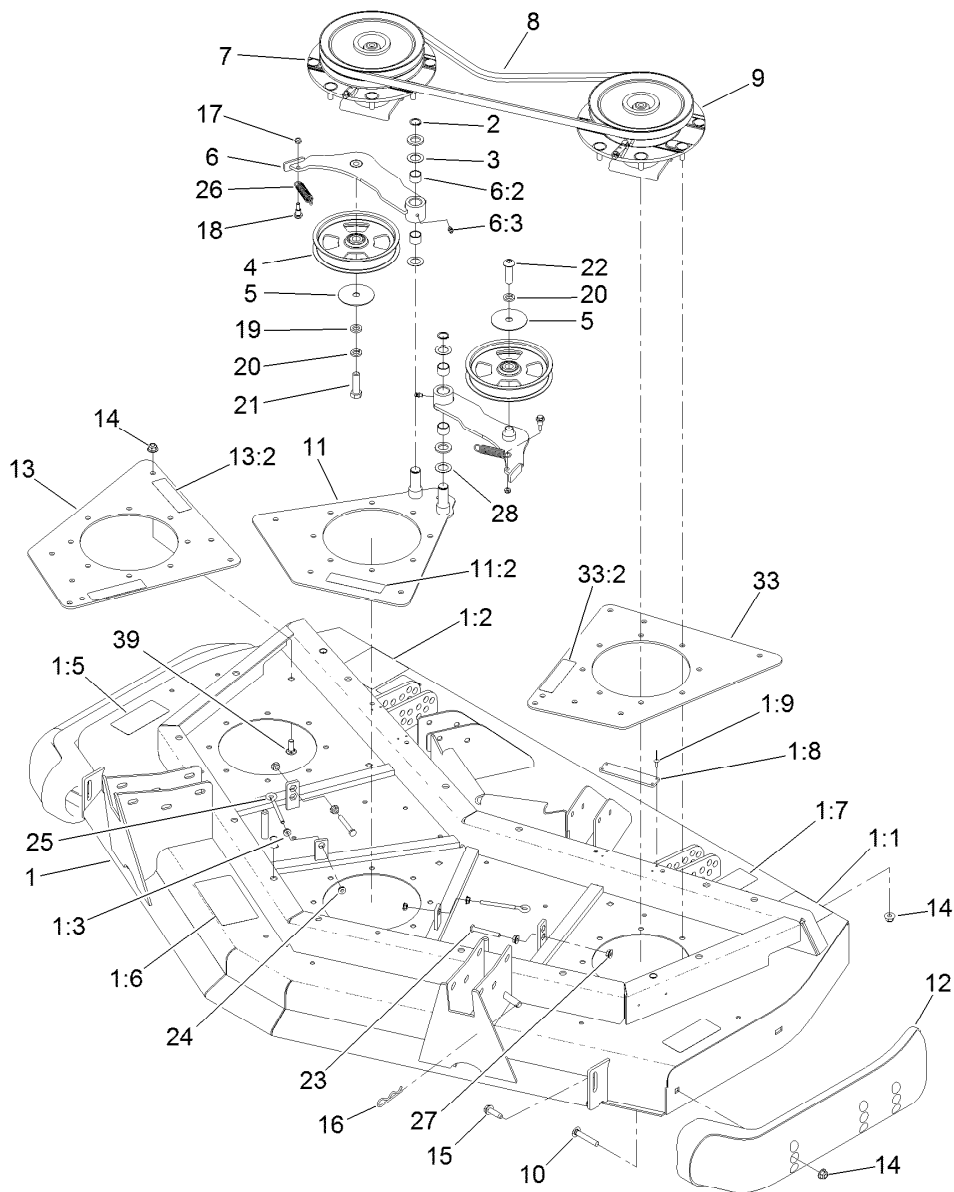
## Front Deck Hydraulic Fitting Assembly

Ref.	Part Number	Qty.	Description
1	340-142	1	Fitting-Elbow, 90 DEG
1:1	237-58	1	O-Ring
1:2	237-81	1	O-Ring
2	340-9	1	Fitting-STR
2:1	237-58	1	O-Ring
2:2	237-81	1	O-Ring
3	340-77	1	Fitting-Elbow, 90 DEG
3:1	237-22	1	O-Ring
3:2	237-42	1	O-Ring
4	340-2	2	Fitting-Straight
4:1	237-22	1	O-Ring
4:2	237-42	1	O-Ring



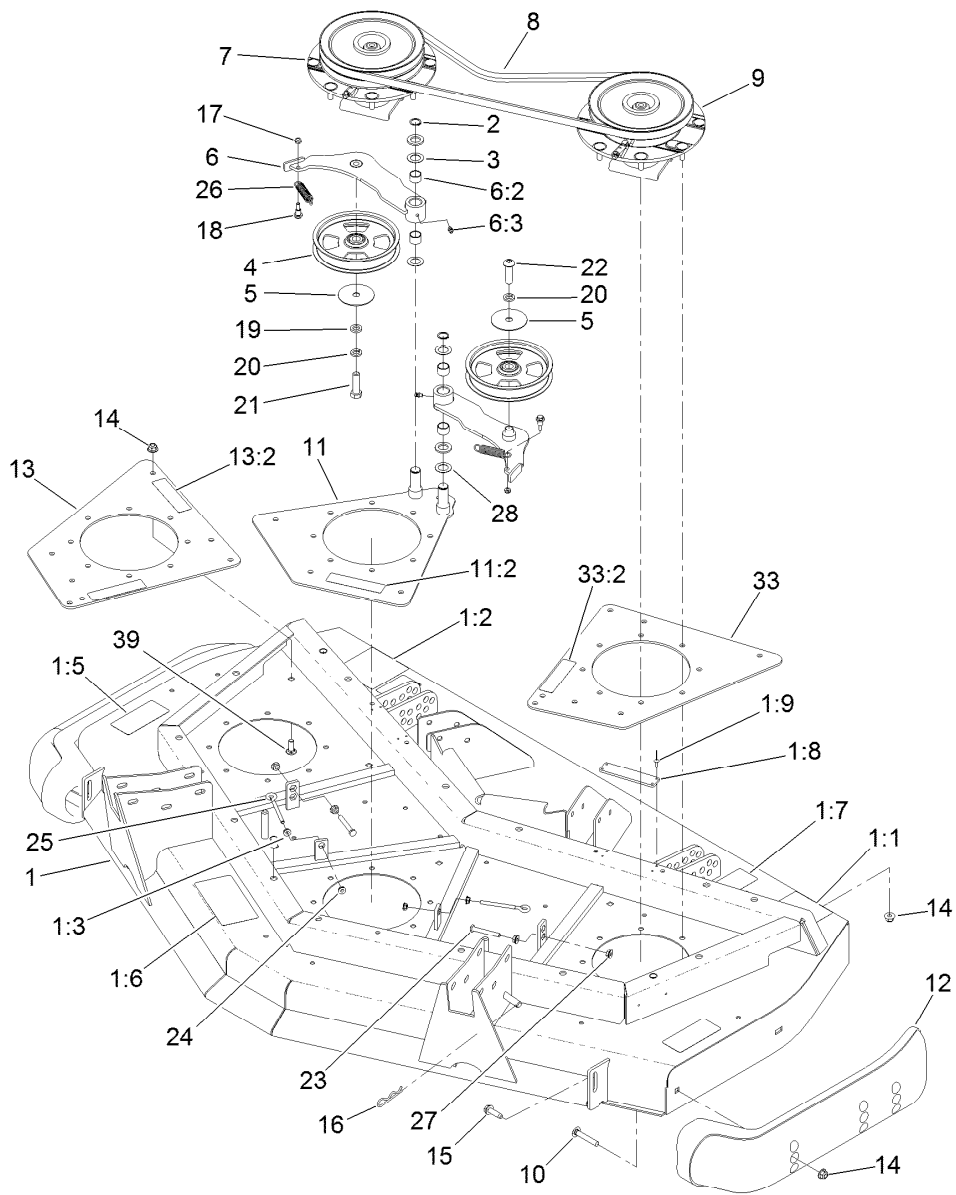
## Front Deck Hose Routing Assembly

<i>Ref.</i>	<i>Part Number</i>	<i>Qty.</i>	<i>Description</i>
1	120-8987	1	Hose-HYD
2	120-8988	1	Hose-HYD
3	120-8989	1	Hose-HYD
4	3290-379	3	Tie-Cable



## Front Deck Idler and Skid Assembly

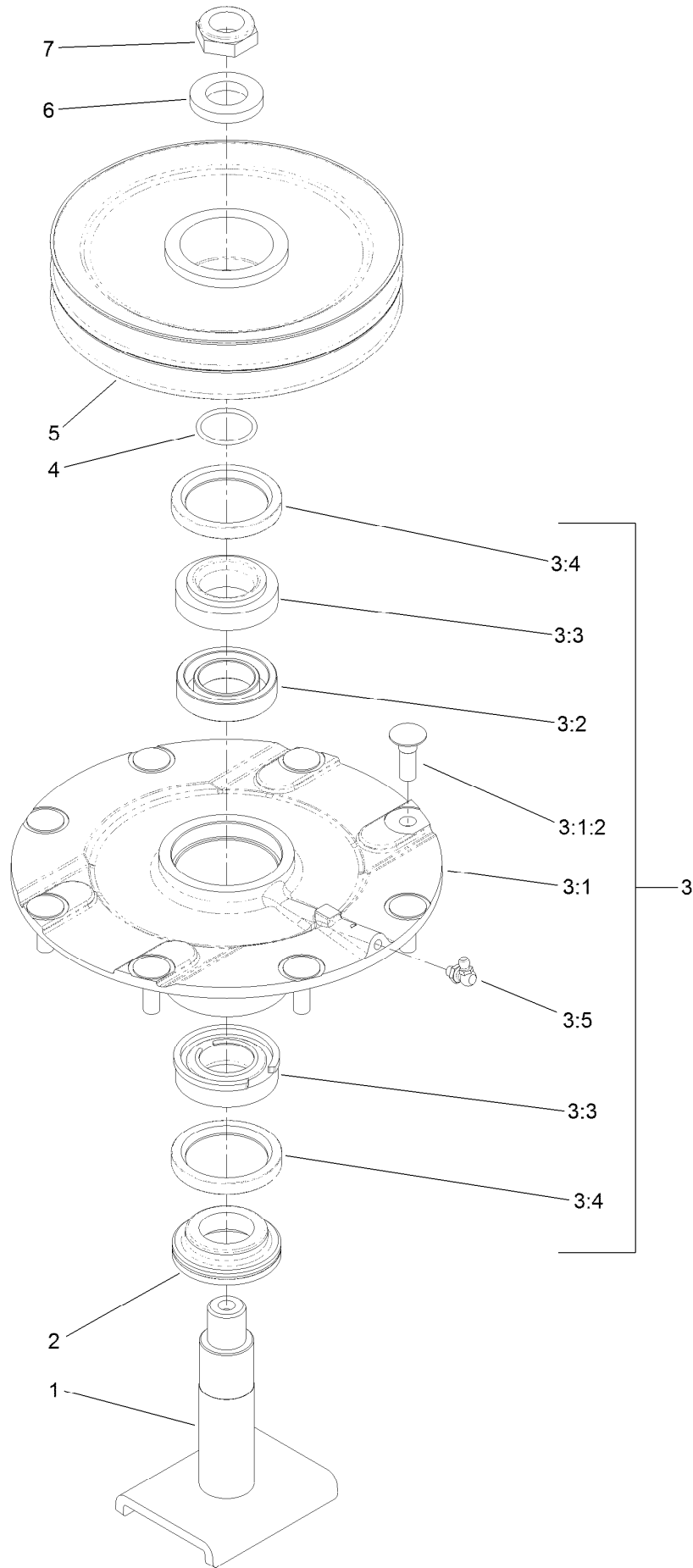
Ref.	Part Number	Qty.	Description	Ref.	Part Number	Qty.	Description
1	131-1234	1	Front Deck ASM	11:2	100-6578	1	Decal-Danger
1:1	120-6604	2	Decal-Danger	12	112-1479	2	Skid-Bumper, Deck
1:2	100-5624	1	Decal-HOC, RH	13	131-1238	1	Plate-Spindle, Front Right
1:3	32148-9	3	Nut-Clinch	13:2	100-6578	2	Decal-Danger
1:5	93-7818	2	Decal-Torque, Blade Bolt	14	104-8301	36	Nut-HF, NI
1:6	100-5622	1	Decal-HOC	15	9136144	2	Screw-HWHTF
1:7	104-3578	1	Decal-HOC, LH	16	3290-355	1	Pin-Hair
1:8	105-0786	2	Pad-Plastic	17	3296-56	2	Nut-Lock, NI
1:9	3269-8	8	Rivet-Blind	18	104-0858	2	Bolt-Shoulder
2	32120-72	2	Ring-Snap	19	9202424	1	Spacer
3	3-6498	4	Washer-Thrust	20	3253-7	2	Washer-Lock
4	132-9421	2	Pulley-Idler, Flat	21	325-7	1	Screw-HH
5	100-3102	2	Washer-Flat	22	108-1993	1	Screw-HSBH
6	110-6128	2	Idler Arm ASM	23	9114524	2	Bolt-TAP, HH
6:2	256-76	2	Bushing	24	32128-14	4	Nut-HF
6:3	302-5	1	Fitting-Grease	25	68-0090	4	Screw-Adjusting
7	119-4548	1	Double Driven Spindle ASM	26	107938	2	Spring-Extension
8	108-8076	2	V-Belt, Deck	27	32128-26	4	Nut-Flange
9	119-4549	1	High-Driven Spindle ASM	28	70-1160	2	Washer
10	3231-33	4	Screw-CARR	33	131-1239	1	Plate-Spindle, Front Left
11	131-1237	1	Plate-Spindle, Front Center				



## Front Deck Idler and Skid Assembly (continued)

Ref.	Part Number	Qty.	Description
33:2	100-6578	1	Decal-Danger
39	3231-22	12	Screw-CARR

# Double Driven Spindle Assembly No. 119-4548



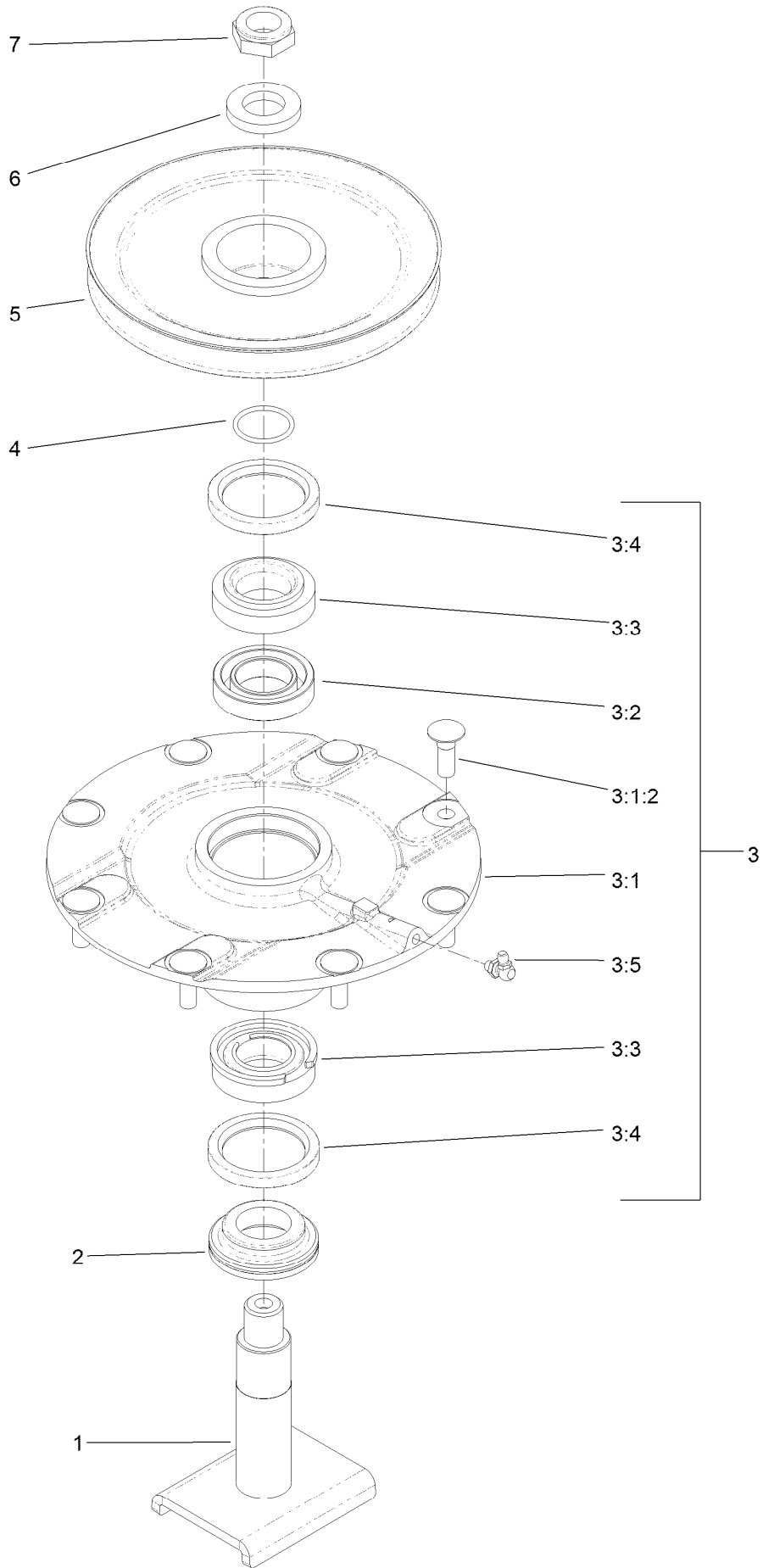


# Double Driven Spindle Assembly No. 119-4548 (continued)

<i>Ref.</i>	<i>Part Number</i>	<i>Qty.</i>	<i>Description</i>	<i>Ref.</i>	<i>Part Number</i>	<i>Qty.</i>	<i>Description</i>
1	104-3554	1	Shaft-Spindle	3:4	253-154	2	Seal-Oil
2	69-6950	1	Spacer-Shaft, Spindle	3:5	302-60	1	Fitting-Grease
3	119-4775	1	Spindle Housing ASM	4	106-7159	1	O-Ring
3:1		1	Spindle ASM ●	5	104-3547	1	Pulley-Driven, Double
3:1:2	114-8195	8	Bolt-Neck, Ribbed	6	120-5576	1	Washer-Hardened
3:2	120-5577	1	Bearing Spacer Set	7	3296-60	1	Nut-Lock, NI
3:3	110-8297	1	Bearing ASM				

● Not serviced separately

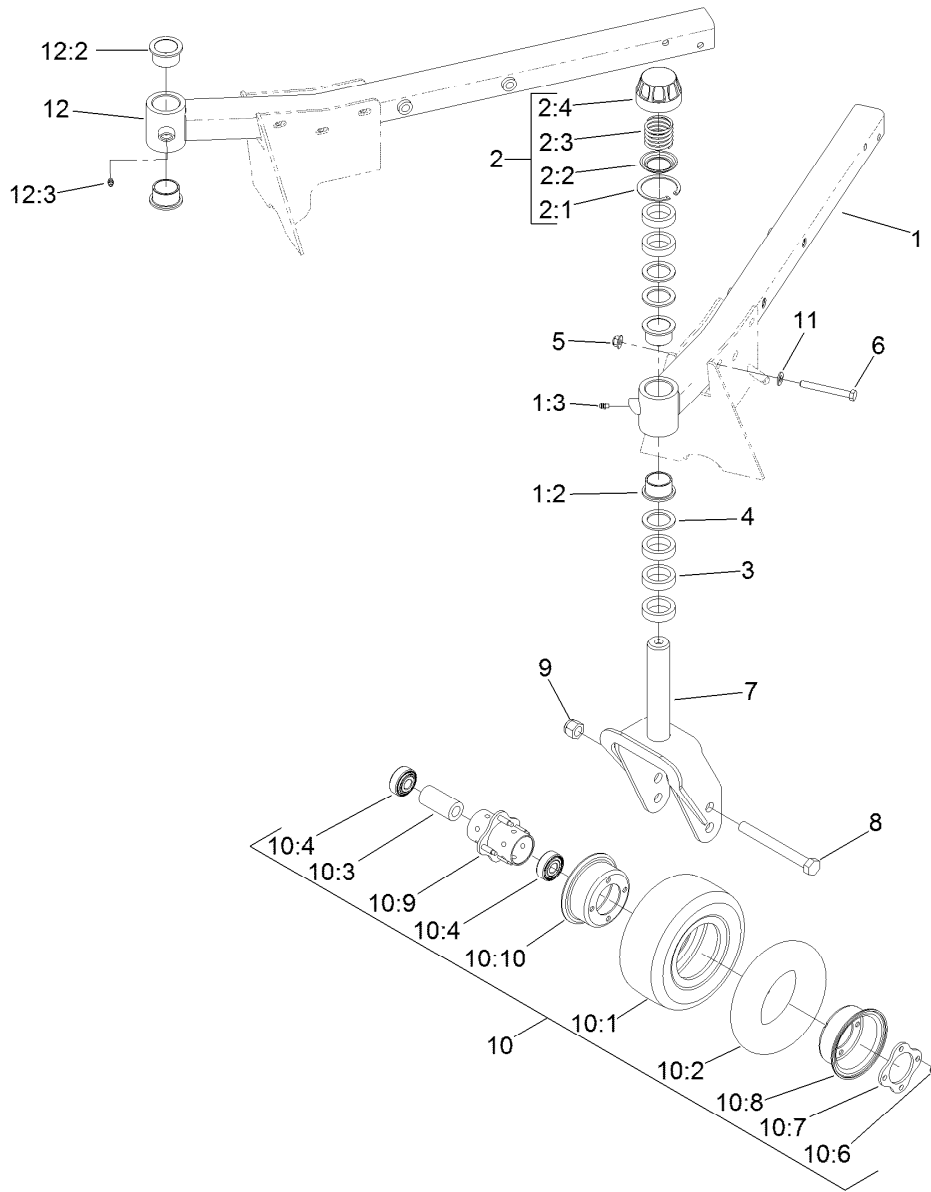
# High Driven Spindle Assembly No. 119-4549



# High Driven Spindle Assembly No. 119-4549 (continued)

<i>Ref.</i>	<i>Part Number</i>	<i>Qty.</i>	<i>Description</i>	<i>Ref.</i>	<i>Part Number</i>	<i>Qty.</i>	<i>Description</i>
1	104-3554	1	Shaft-Spindle	3:4	253-154	2	Seal-Oil
2	69-6950	1	Spacer-Shaft, Spindle	3:5	302-60	1	Fitting-Grease
3	119-4775	1	Spindle Housing ASM	4	106-7159	1	O-Ring
3:1		1	Spindle ASM ●	5	104-3548	1	Pulley-Driven, High
3:1:2	114-8195	8	Bolt-Neck, Ribbed	6	120-5576	1	Washer-Hardened
3:2	120-5577	1	Bearing Spacer Set	7	3296-60	1	Nut-Lock, NI
3:3	110-8297	1	Bearing ASM				

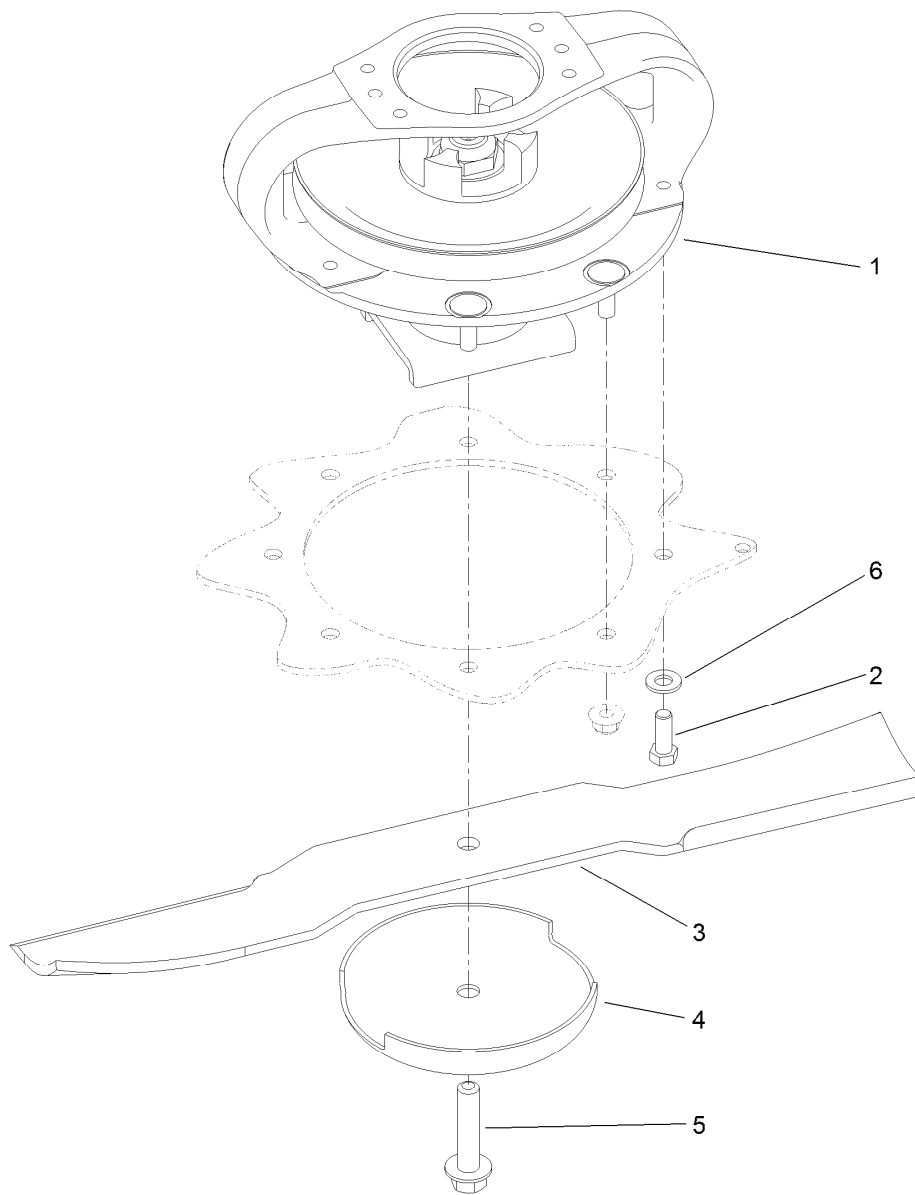
● Not serviced separately



## Front Deck Caster Arm and Wheel Assembly

Ref.	Part Number	Qty.	Description	Ref.	Part Number	Qty.	Description
1	132-6169	1	LH Caster Arm ASM	10	93-9938	2	Wheel ASM
1:2	69-6470	2	Bushing-Caster	10:1	93-9939	1	Tire
1:3	302-5	1	Fitting-Grease	10:2	68-8950	1	Tube-Inner (W/Valve)
2	92-9727	2	HOC Cap ASM	10:3	93-4241	1	Spacer-Bearing, Inner
2:1	92-5581	1	Ring-Retaining	10:4	120-3366	2	Bearing
2:2	92-5583	1	Washer-Cap	10:6	32128-16	4	Nut-HHF
2:3	92-9726	1	Spring-Compression	10:7	93-4242	1	Plate
2:4	92-8861	1	Cap-HOC	10:8	93-4239	1	Rim-Wheel, Half
3	69-1510	10	Spacer	10:9	93-5980	1	Hub
4	69-6860	6	Washer-Thrust	10:10	95-2741	1	Rim-Wheel, Half
5	104-8301	10	Nut-HF, NI	11	3256-24	10	Washer-Flat
6	323-20	10	Screw-HH	12	132-6176	1	RH Caster Arm ASM
7	130-2736-01	2	Fork-Caster	12:2	69-6470	2	Bushing-Caster
8	327-24	2	Screw-HH	12:3	302-5	1	Fitting-Grease
9	3296-53	2	Nut-Lock, NI				
10	93-5974	2	8 Inch Foam Filled Wheel ASM ●				

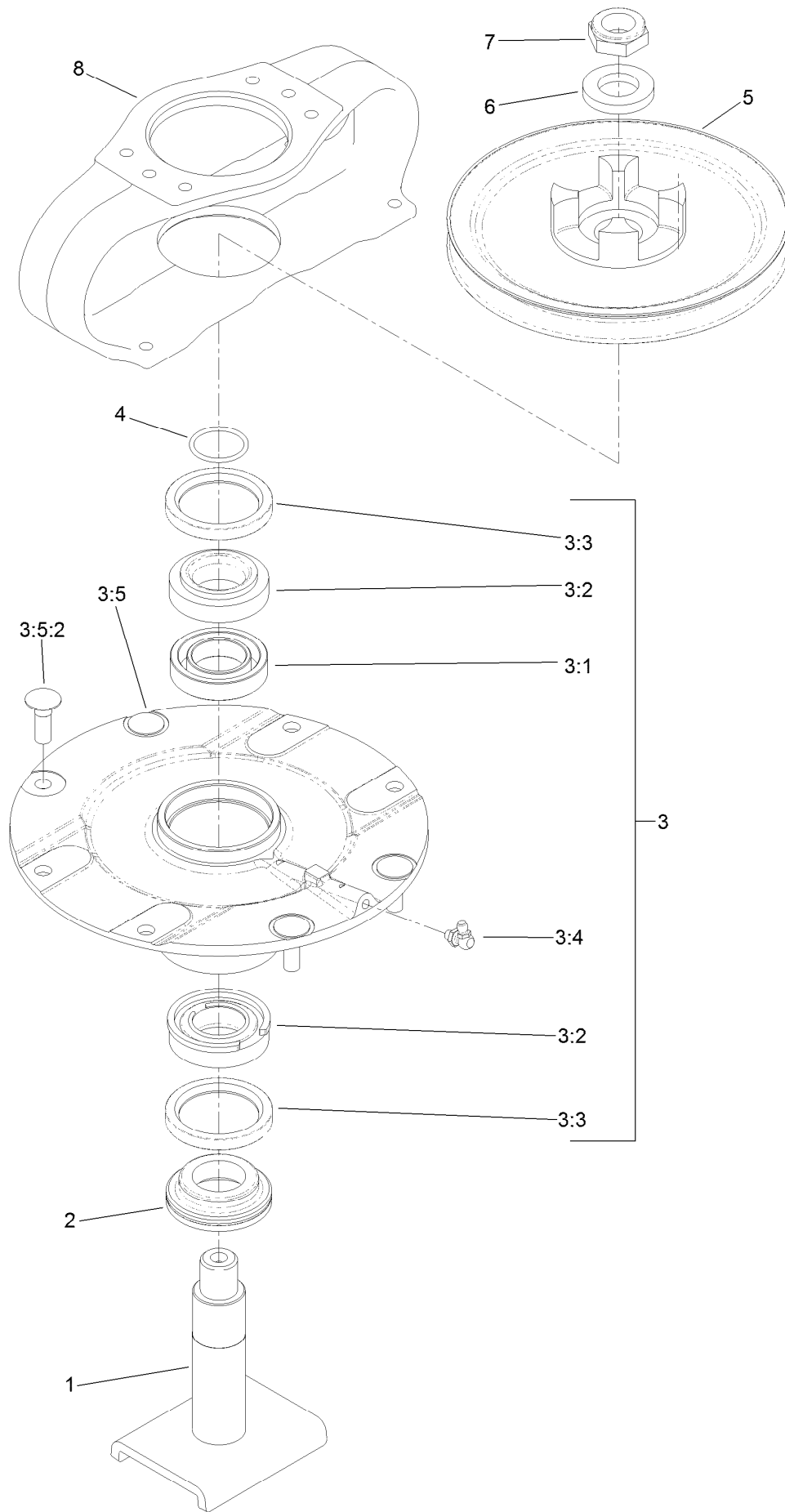
● Optional Equipment



## Front Deck Driving Spindle Assembly

<i>Ref.</i>	<i>Part Number</i>	<i>Qty.</i>	<i>Description</i>
1	119-4547	1	Driving Spindle ASM
2	323-6	4	Screw-HH
3	92-5608-03	3	Blade
4	72-9361	3	Cup-Scalp, Anti
5	92-5816	3	Bolt-Blade
6	3256-24	4	Washer-Flat

# Driven Spindle Assembly No. 119-4547

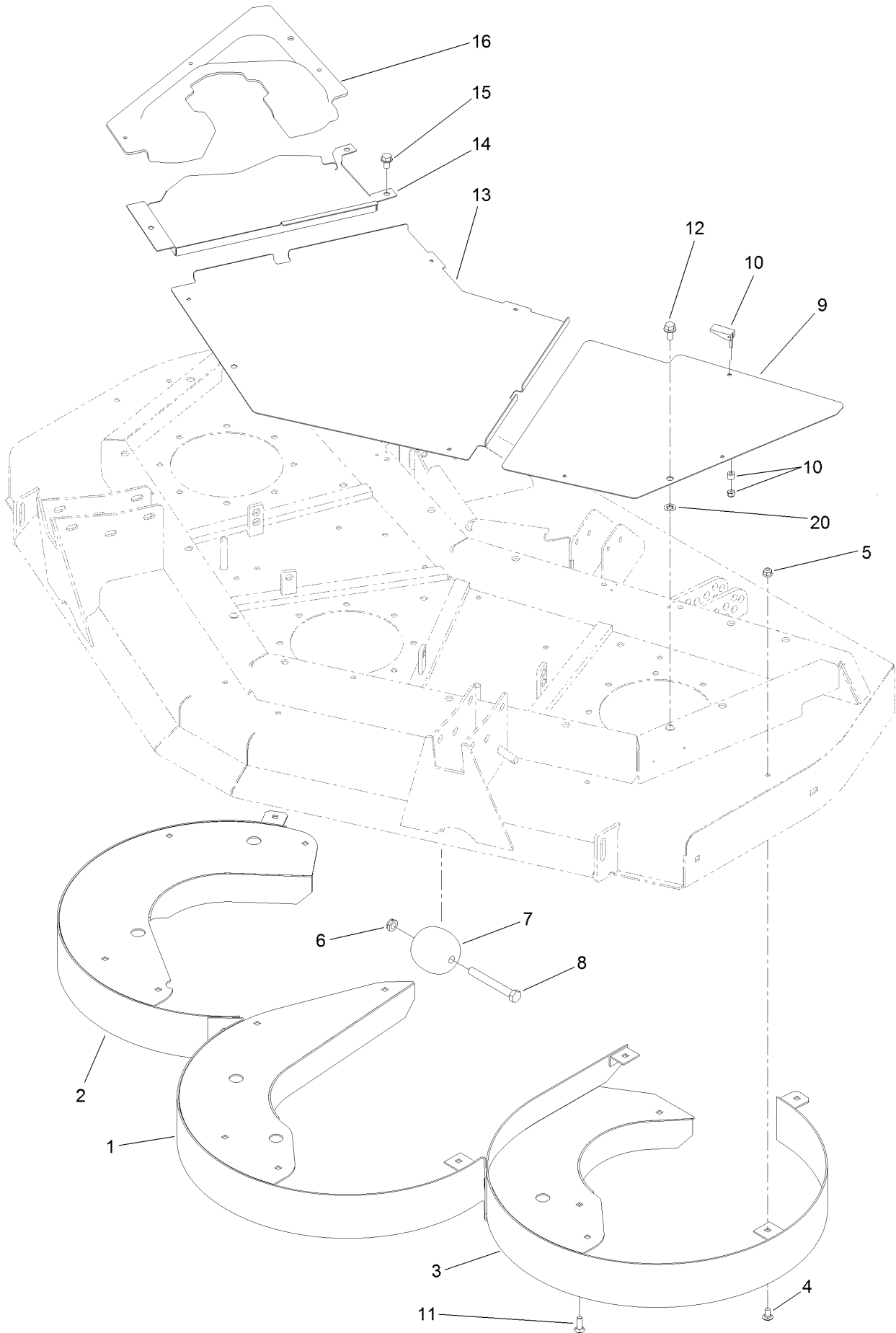


## Driven Spindle Assembly No. 119-4547 (continued)

<i>Ref.</i>	<i>Part Number</i>	<i>Qty.</i>	<i>Description</i>	<i>Ref.</i>	<i>Part Number</i>	<i>Qty.</i>	<i>Description</i>
1	104-3554	1	Shaft-Spindle	3:5		1	Spindle ASM ●
2	69-6950	1	Spacer-Shaft, Spindle	3:5:2	114-8195	4	Bolt-Neck, Ribbed
3	119-4546	1	Spindle Housing ASM	4	106-7159	1	O-Ring
3:1	120-5577	1	Bearing Spacer Set	5	104-3545	1	Pulley-Driving
3:2	110-8297	1	Bearing ASM	6	120-5576	1	Washer-Hardened
3:3	253-154	2	Seal-Oil	7	3296-60	1	Nut-Lock, NI
3:4	302-60	1	Fitting-Grease	8	104-3544	1	Mount-Motor, Drive

● Not serviced separately

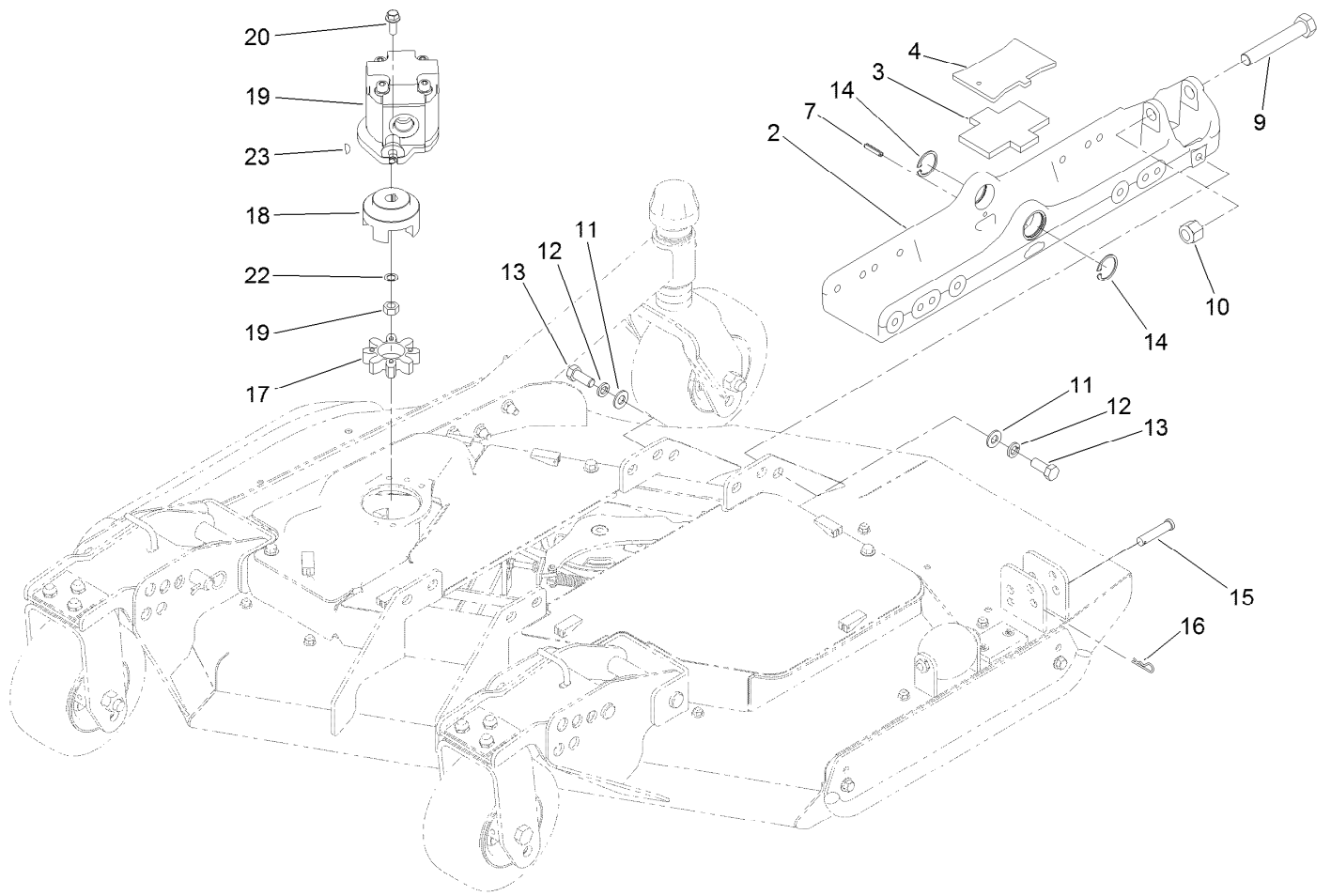
# Front Deck Cutting Chamber, Cover and Roller Assembly





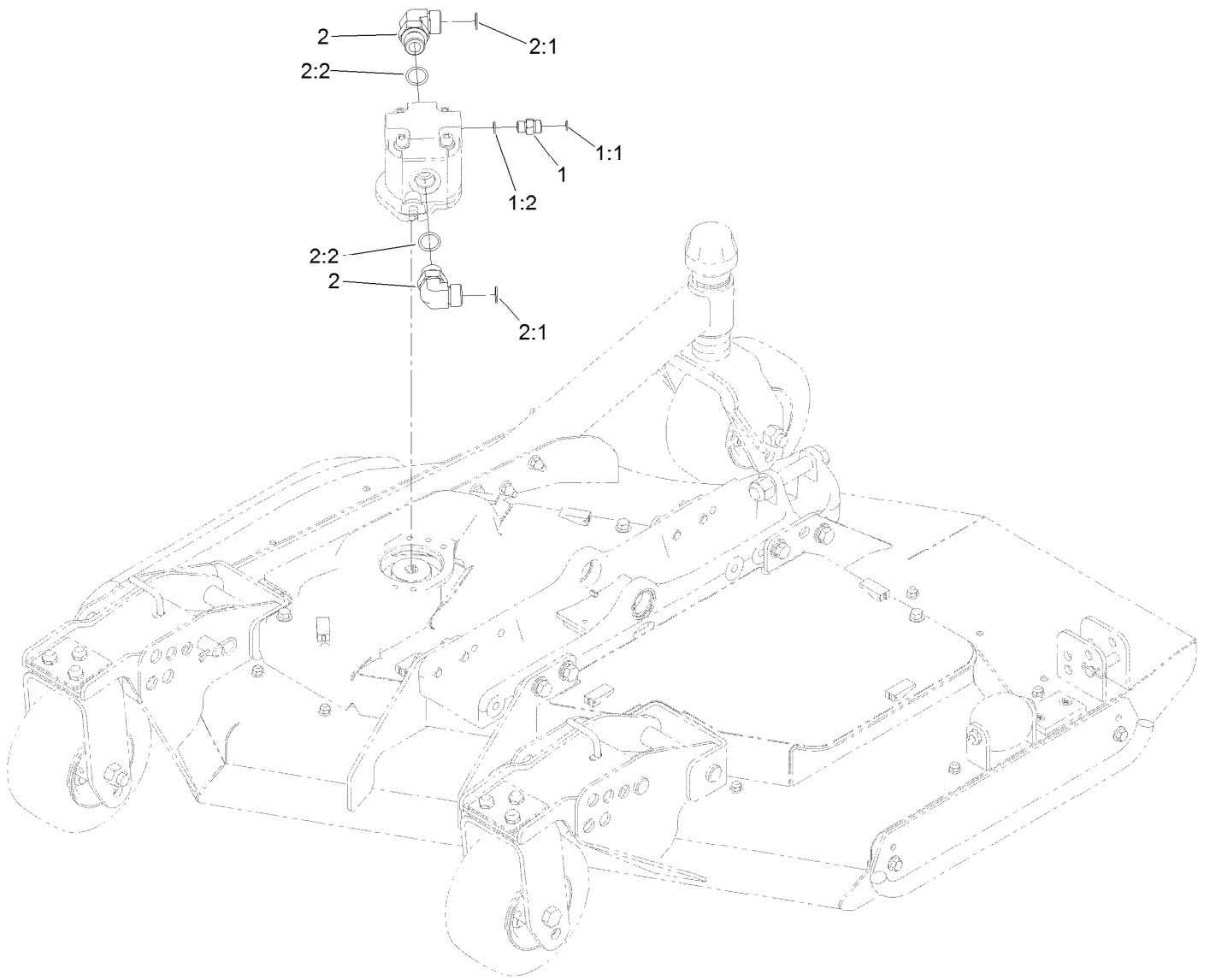
## Front Deck Cutting Chamber, Cover and Roller Assembly (continued)

<i>Ref.</i>	<i>Part Number</i>	<i>Qty.</i>	<i>Description</i>	<i>Ref.</i>	<i>Part Number</i>	<i>Qty.</i>	<i>Description</i>
1	130-2650-01	1	Chamber-Center	10	74-5950	10	Latch-Swell
2	130-2674-01	1	Chamber-RH	11	3230-22	3	Screw-CARR
3	130-2675-01	1	Chamber-LH	12	3234-1	3	Screw-HHF
4	3230-18	15	Screw-CARR	13	100-5660-03	1	Cover-Front, Center
5	104-8300	18	Nut-HF, NI	14	100-5662-03	1	Cover-Front, RH
6	3296-45	2	Nut-Hex	15	32144-69	3	Screw-HWHTF
7	29-4820	2	Roller	16	100-5661	1	Cover-Front, Center
8	325-17	2	Screw-HH	20	107-3154	3	Nut-Push
9	100-5663-03	1	Cover-Front, LH				



## Right Deck Mount Assembly

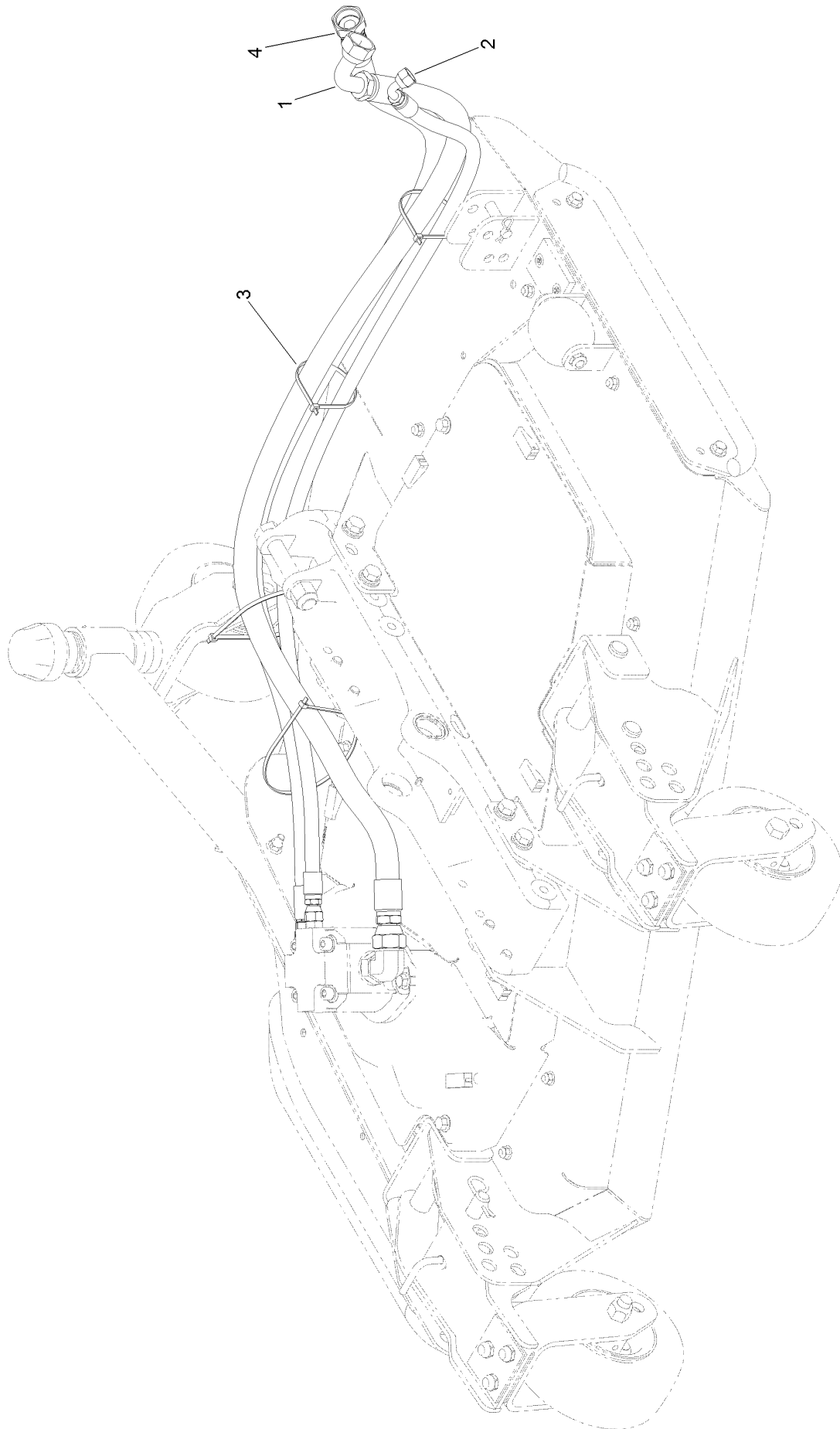
<i>Ref.</i>	<i>Part Number</i>	<i>Qty.</i>	<i>Description</i>	<i>Ref.</i>	<i>Part Number</i>	<i>Qty.</i>	<i>Description</i>
2	136-0033-03	1	Mount-Deck	14	32120-42	2	Ring-Retaining
3	104-8348	1	Plate-Rubber	15	92-2739	1	Pin-Clevis
4	136-0041-03	1	Plate	16	3290-467	1	Pin-Hair
7	32121-69	1	Pin-Spring	17	104-3542	1	Spider
9	328-8	1	Screw-HH	18	104-3541	1	Hub-Spider
10	3296-51	1	Nut-Lock, NI	19	127-3694	1	HYD Motor ASM
11	3256-26	8	Washer-Flat	20	3234-42	2	Screw-HHF
12	3253-7	8	Washer-Lock	22	112-6957	1	Washer-Hardened
13	325-5	8	Screw-HH	23	3257-3	1	Key-Woodruff



## Right Deck Hydraulic Fitting Assembly

<i>Ref.</i>	<i>Part Number</i>	<i>Qty.</i>	<i>Description</i>
1	340-2	1	Fitting-Straight
1:1	237-22	1	O-Ring
1:2	237-42	1	O-Ring
2	340-142	2	Fitting-Elbow, 90 DEG
2:1	237-58	1	O-Ring
2:2	237-81	1	O-Ring

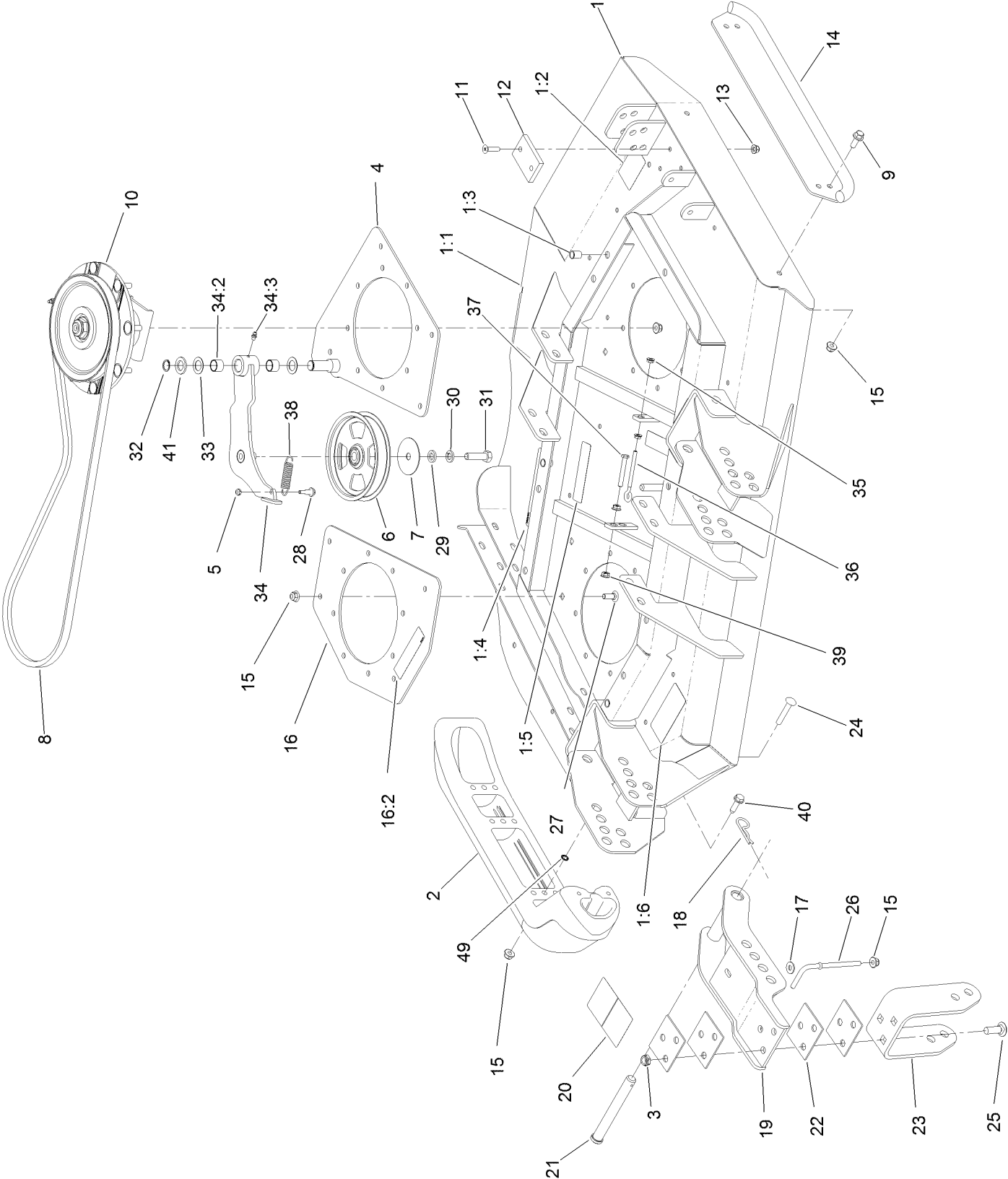
# Right Deck Hose Assembly



## Right Deck Hose Assembly (continued)

<i>Ref.</i>	<i>Part Number</i>	<i>Qty.</i>	<i>Description</i>	<i>Ref.</i>	<i>Part Number</i>	<i>Qty.</i>	<i>Description</i>
1	120-8959	1	Hose-HYD	3	3290-379	4	Tie-Cable
2	104-2265	1	Hose-HYD	4	132-6116	1	Hose-HYD

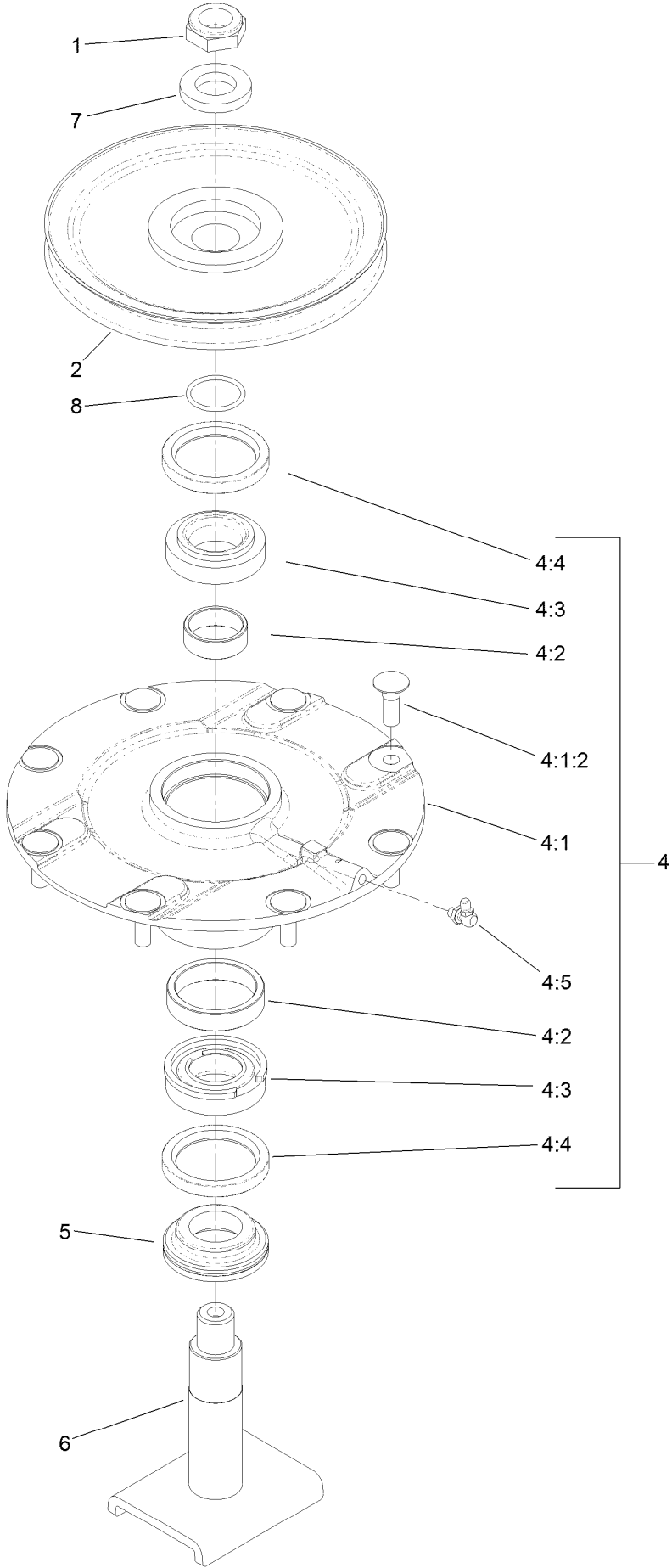
# Right Deck, Idler and Skid Assembly



## Right Deck, Idler and Skid Assembly (continued)

<i>Ref.</i>	<i>Part Number</i>	<i>Qty.</i>	<i>Description</i>	<i>Ref.</i>	<i>Part Number</i>	<i>Qty.</i>	<i>Description</i>
1	131-1235	1	Right Deck ASM	20	100-5623	1	Decal-HOC
1:1	120-6604	1	Decal-Danger	21	120-5587	4	Pin-Clevis
1:2	100-5694	1	Decal-Rear HOC, RH	22	104-7524	8	Shim
1:3	32148-9	3	Nut-Clinch	23	132-6157-01	2	Bracket-Fork
1:4	100-5622	1	Decal-HOC	24	3231-33	2	Screw-CARR
1:5	100-6578	2	Decal-Danger	25	3233-2	6	Screw-CARR
1:6	93-7818	1	Decal-Torque, Blade Bolt	26	106-2047	2	Rod-Tension
2	112-1479	1	Skid-Bumper, Deck	27	3231-22	8	Screw-CARR
3	3296-45	6	Nut-Hex	28	104-0858	1	Bolt-Shoulder
4	131-1231-01	1	Plate-Stiffener	29	9202424	1	Spacer
5	3296-56	1	Nut-Lock, NI	30	3253-7	1	Washer-Lock
6	132-9421	1	Pulley-Idler, Flat	31	325-7	1	Screw-HH
7	100-3102	1	Washer-Flat	32	32120-72	1	Ring-Snap
8	108-8076	1	V-Belt, Deck	33	3-6498	2	Washer-Thrust
9	3234-42	2	Screw-HHF	34	110-6128	1	Idler Arm ASM
10	119-4776	1	Low-Driven Spindle ASM	34:2	256-76	2	Bushing
11	32108-103	2	Screw-FH	34:3	302-5	1	Fitting-Grease
12	69-9290	1	Pad-Bumper	35	32128-14	2	Nut-HF
13	104-8300	2	Nut-HF, NI	36	68-0090	1	Screw-Adjusting
14	104-2250-01	1	Skid-Side	37	9114524	1	Bolt-TAP, HH
15	104-8301	26	Nut-HF, NI	38	107938	1	Spring-Extension
16	131-1243	1	Plate-Spindle	39	32128-26	2	Nut-Flange
16:2	100-6578	1	Decal-Danger	40	9136144	1	Screw-HWHTF
17	3256-3	2	Washer-Flat	41	70-1160	1	Washer
18	3290-343	4	Pin-Hair	49	32151-72	2	Ring-Retaining
19	132-6150-01	2	Bracket-Caster				

# Low Driven Spindle Assembly No. 119-4776



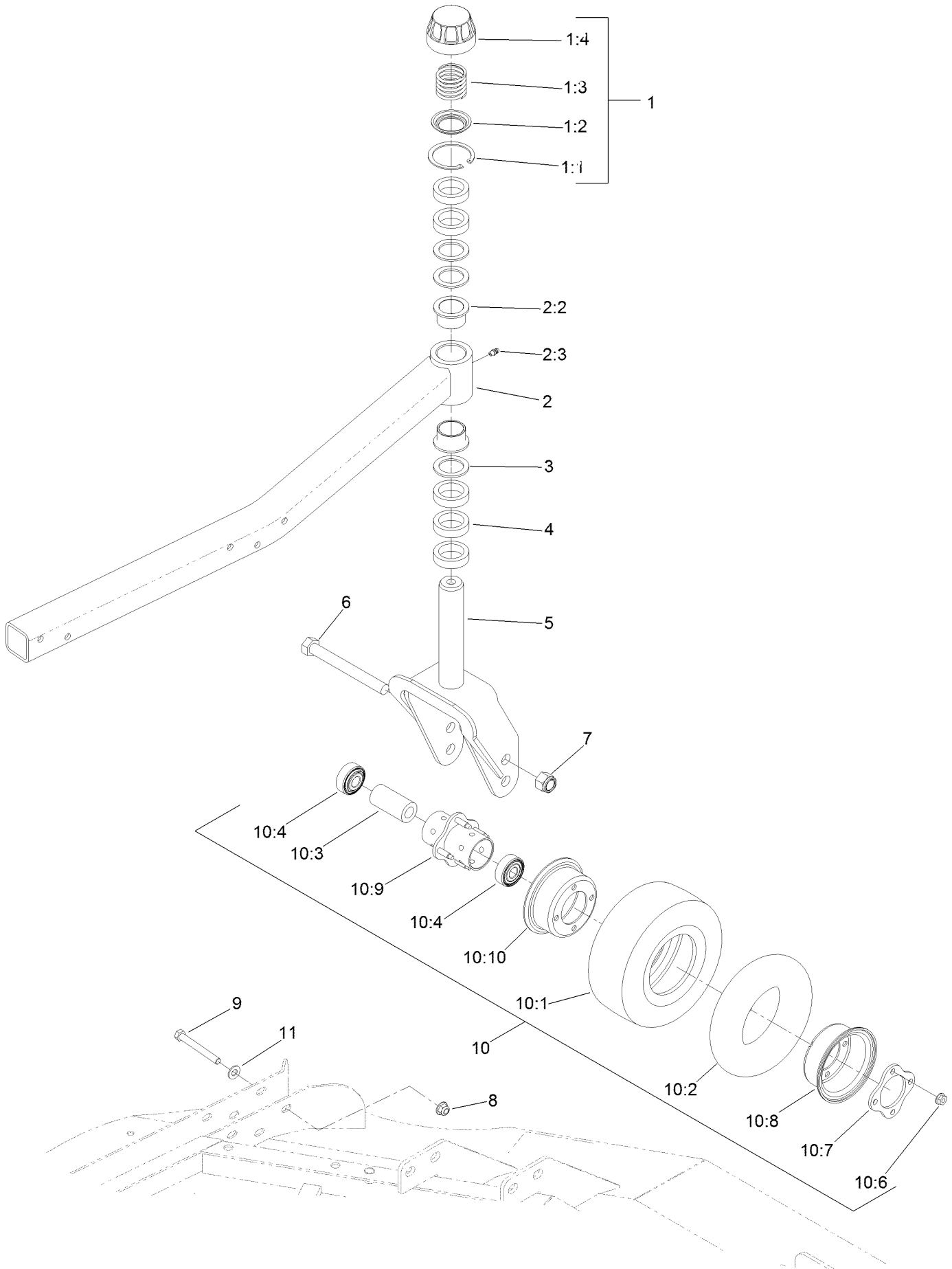


## Low Driven Spindle Assembly No. 119-4776 (continued)

<i>Ref.</i>	<i>Part Number</i>	<i>Qty.</i>	<i>Description</i>	<i>Ref.</i>	<i>Part Number</i>	<i>Qty.</i>	<i>Description</i>
1	3296-60	1	Nut-Lock, NI	4:4	253-154	2	Seal-Oil
2	104-3546	1	Pulley-Driven, Low	4:5	302-60	1	Fitting-Grease
4	119-4775	1	Spindle Housing ASM	5	69-6950	1	Spacer-Shaft, Spindle
4:1		1	Spindle ASM ●	6	104-3554	1	Shaft-Spindle
4:1:2	114-8195	8	Bolt-Neck, Ribbed	7	120-5576	1	Washer-Hardened
4:2	120-5577	1	Bearing Spacer Set	8	106-7159	1	O-Ring
4:3	110-8297	1	Bearing ASM				

● Not serviced separately

# Right Hand and Left Hand Castor Arm and Wheel Assembly

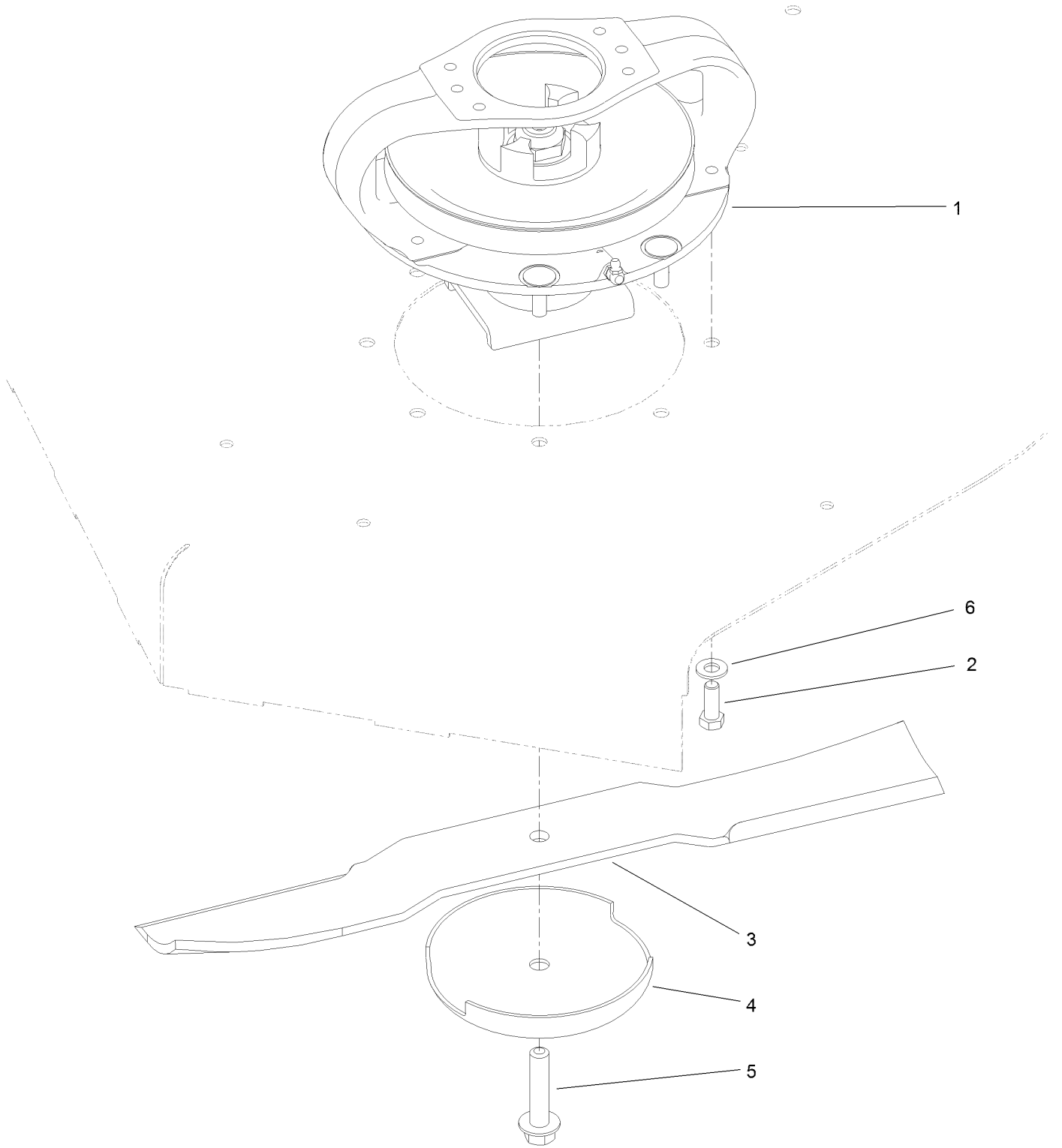


## Right Hand and Left Hand Castor Arm and Wheel Assembly (continued)

<i>Ref.</i>	<i>Part Number</i>	<i>Qty.</i>	<i>Description</i>	<i>Ref.</i>	<i>Part Number</i>	<i>Qty.</i>	<i>Description</i>
1	92-9727	1	HOC Cap ASM	9	323-20	5	Screw-HH
1:1	92-5581	1	Ring-Retaining	10	93-5974	3	8 Inch Foam Filled Wheel ASM ●
1:2	92-5583	1	Washer-Cap				
1:3	92-9726	1	Spring-Compression	10	93-9938	3	Wheel ASM
1:4	92-8861	1	Cap-HOC	10:1	93-9939	1	Tire
2	132-6167	1	Caster Arm ASM	10:2	68-8950	1	Tube-Inner (W/Valve)
2:2	69-6470	2	Bushing-Caster	10:3	93-4241	1	Spacer-Bearing, Inner
2:3	302-5	1	Fitting-Grease	10:4	120-3366	2	Bearing
3	69-6860	3	Washer-Thrust	10:6	32128-16	4	Nut-HHF
4	69-1510	5	Spacer	10:7	93-4242	1	Plate
5	130-2736-01	1	Fork-Caster	10:8	93-4239	1	Rim-Wheel, Half
6	327-24	3	Screw-HH	10:9	93-5980	1	Hub
7	3296-53	3	Nut-Lock, NI	10:10	95-2741	1	Rim-Wheel, Half
8	104-8301	5	Nut-HF, NI	11	3256-24	5	Washer-Flat

● Optional Equipment

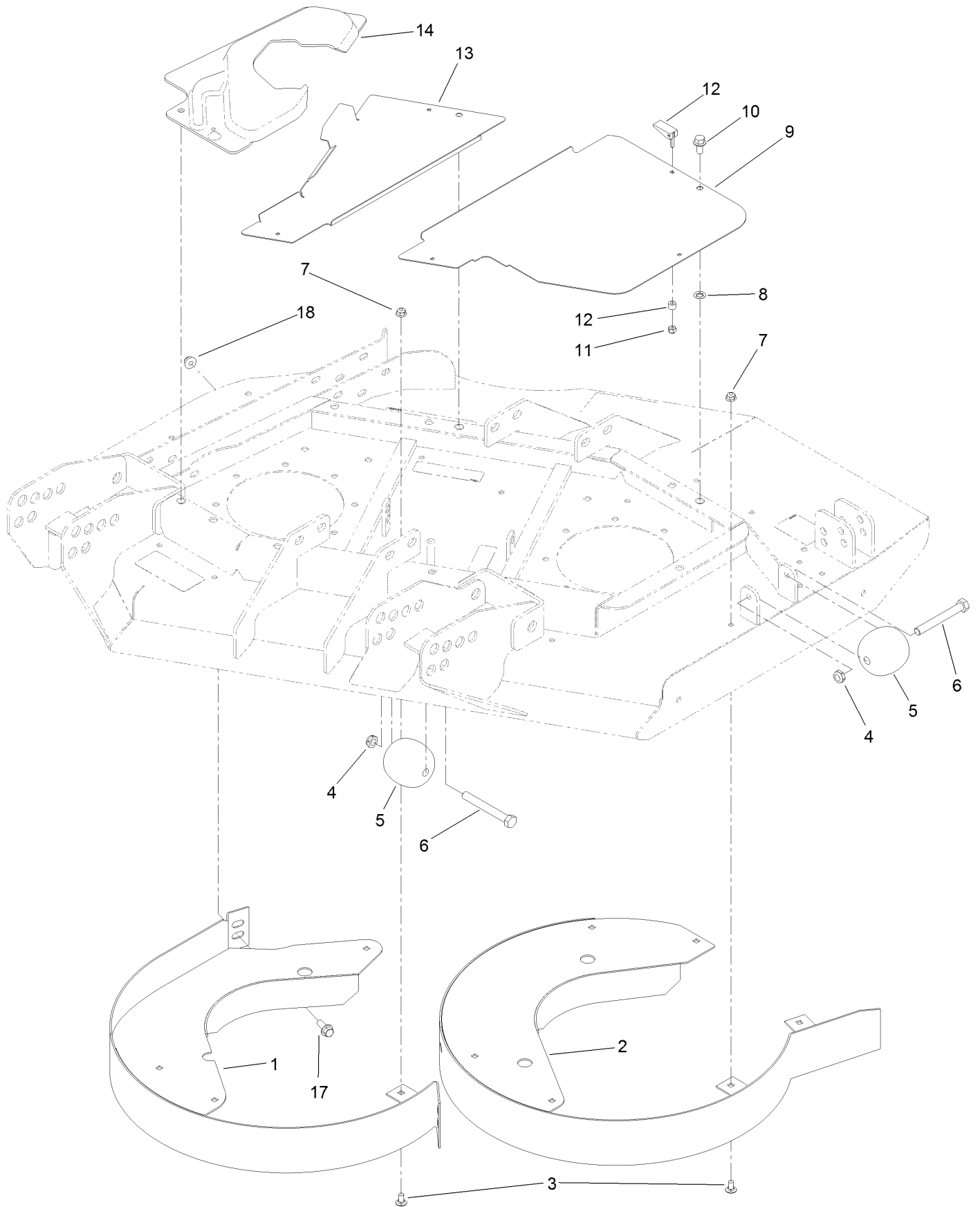
# LH and RH Deck Driving Spindle Assembly



# LH and RH Deck Driving Spindle Assembly (continued)

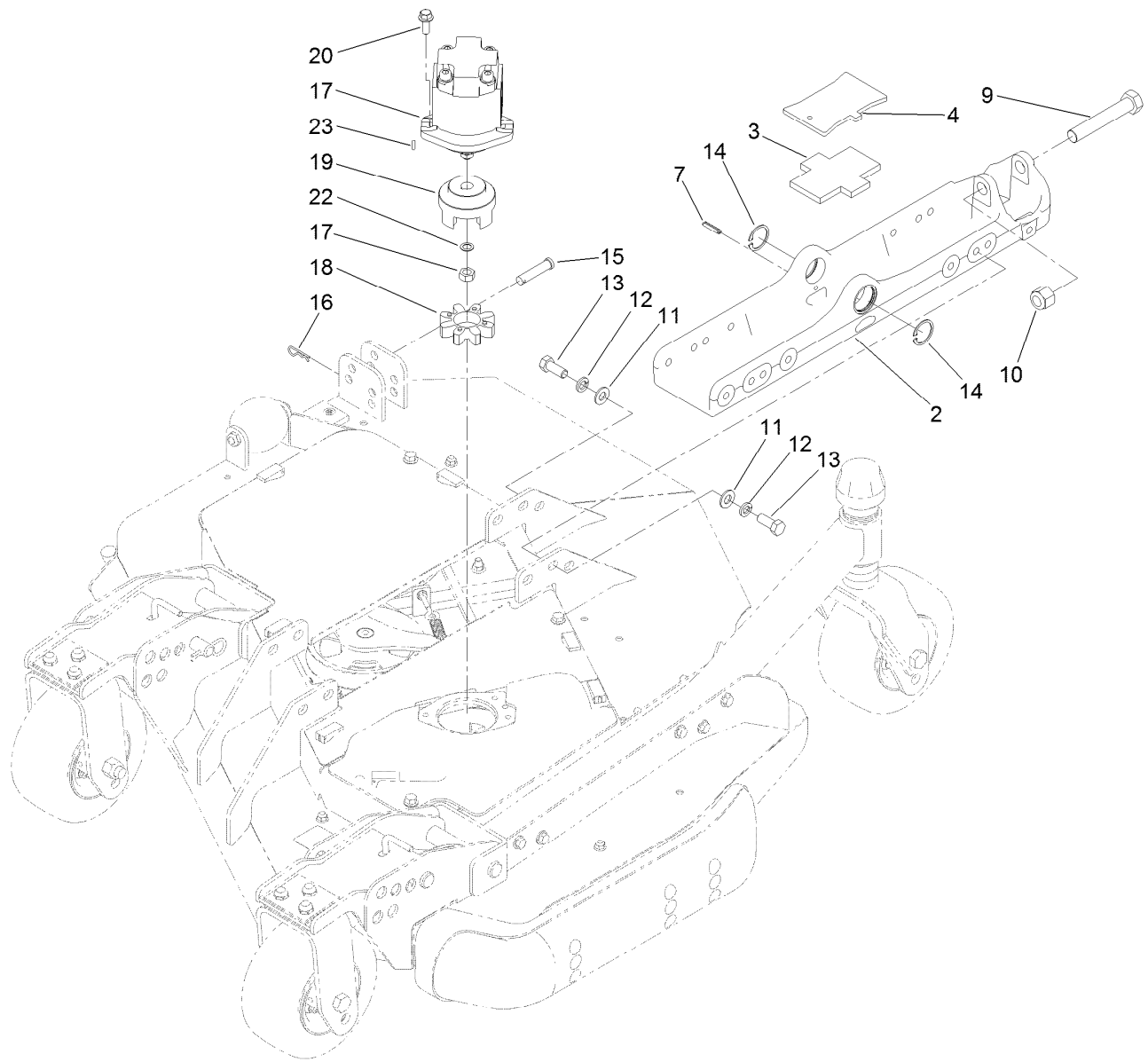
<i>Ref.</i>	<i>Part Number</i>	<i>Qty.</i>	<i>Description</i>	<i>Ref.</i>	<i>Part Number</i>	<i>Qty.</i>	<i>Description</i>
1	119-4547	1	Driving Spindle ASM	4	72-9361	2	Cup-Scalp, Anti
2	323-6	4	Screw-HH	5	92-5816	2	Bolt-Blade
3	92-5608-03	2	Blade	6	3256-24	4	Washer-Flat

# Right Deck Discharge Chamber and Cover Assembly



# Right Deck Discharge Chamber and Cover Assembly (continued)

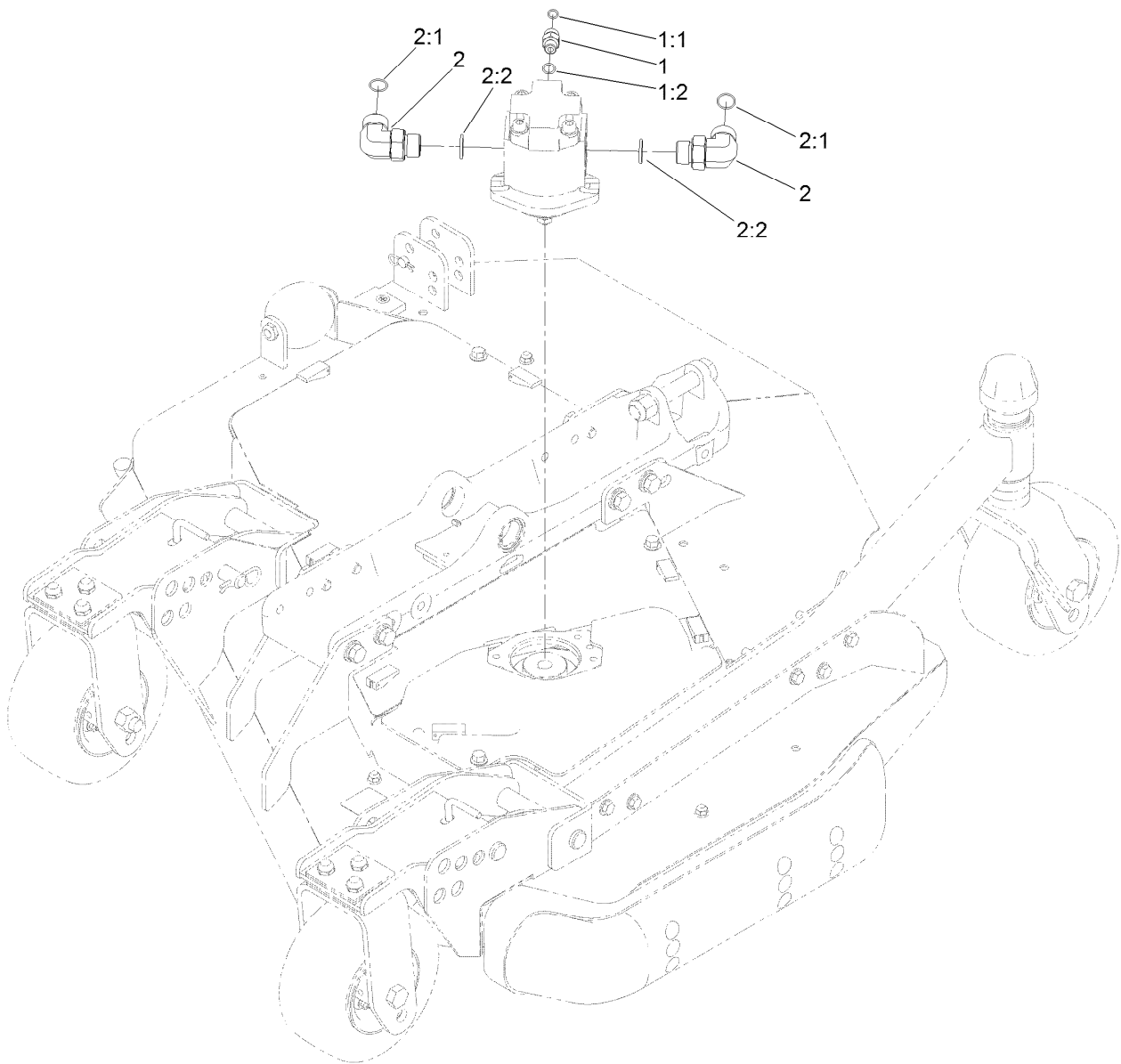
<i>Ref.</i>	<i>Part Number</i>	<i>Qty.</i>	<i>Description</i>	<i>Ref.</i>	<i>Part Number</i>	<i>Qty.</i>	<i>Description</i>
1	130-2680-01	1	Chamber-Outer	9	100-5668-03	1	Plate-Cover, RH Side
2	130-2681-01	1	Chamber-Inner	10	3234-1	3	Screw-HHF
3	3230-18	11	Screw-CARR	11	1-804254	7	Nut-Lock, HH
4	3296-45	2	Nut-Hex	12	74-5950	7	Latch-Swell
5	29-4820	2	Roller	13	100-5665-03	1	Plate-Cover, RH
6	325-17	2	Screw-HH	14	100-5666	1	Cover-Motor, RH Deck
7	104-8300	11	Nut-HF, NI	17	3234-42	1	Screw-HHF
8	107-3154	3	Nut-Push	18	104-8301	1	Nut-HF, NI



## Left Deck Mount Assembly

<i>Ref.</i>	<i>Part Number</i>	<i>Qty.</i>	<i>Description</i>	<i>Ref.</i>	<i>Part Number</i>	<i>Qty.</i>	<i>Description</i>
2	136-0033-03	1	Mount-Deck	14	32120-42	2	Ring-Retaining
3	104-8348	1	Plate-Rubber	15	92-2739	1	Pin-Clevis
4	136-0041-03	1	Plate	16	3290-467	1	Pin-Hair
7	32121-69	1	Pin-Spring	17	127-3694	1	HYD Motor ASM
9	328-8	1	Screw-HH	18	104-3542	1	Spider
10	3296-51	1	Nut-Lock, NI	19	104-3541	1	Hub-Spider
11	3256-26	8	Washer-Flat	20	3234-42	2	Screw-HHF
12	3253-7	8	Washer-Lock	22	112-6957	1	Washer-Hardened
13	325-5	8	Screw-HH	23	3257-3	1	Key-Woodruff

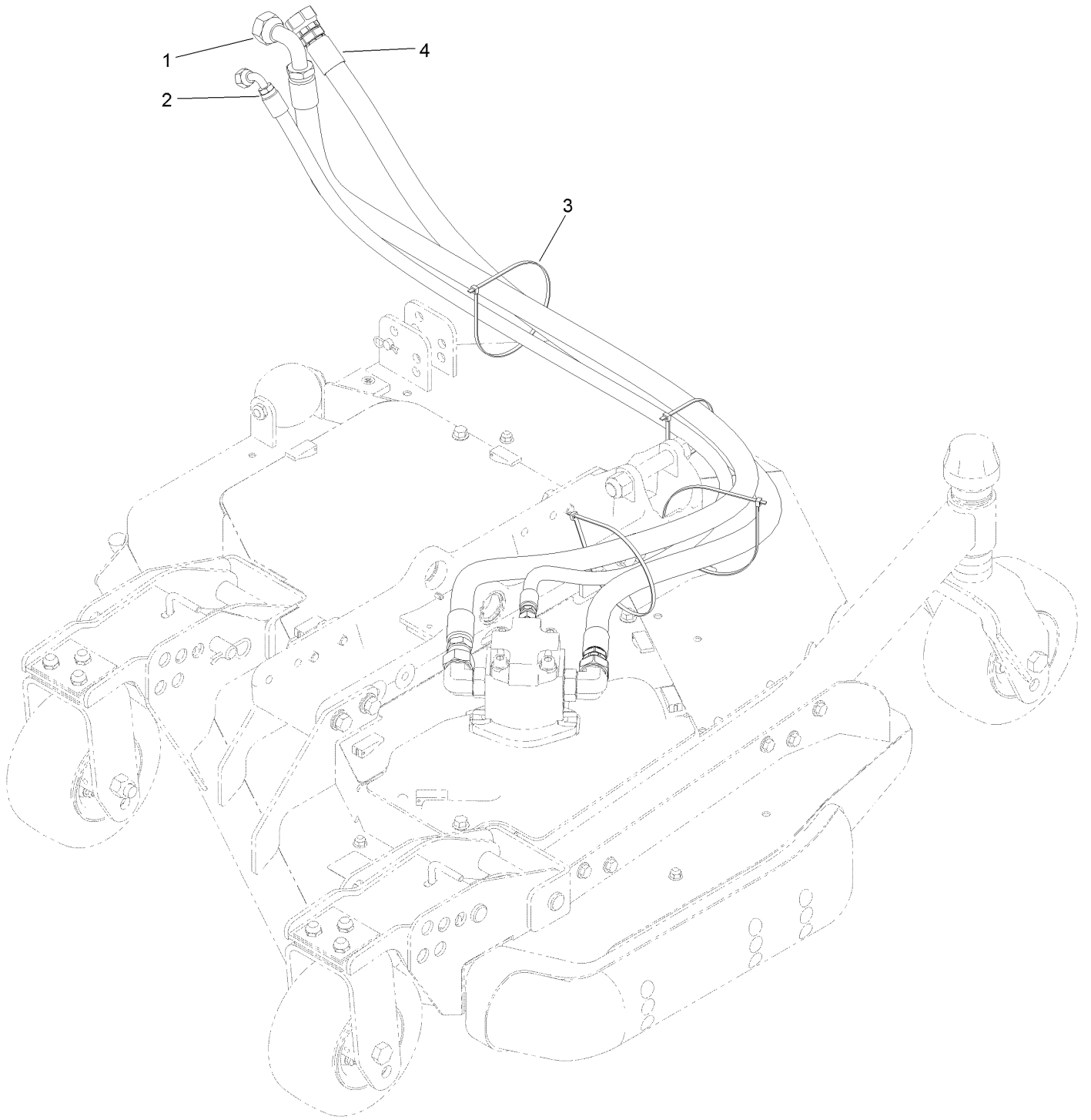




## Left Deck Hydraulic Fitting Assembly

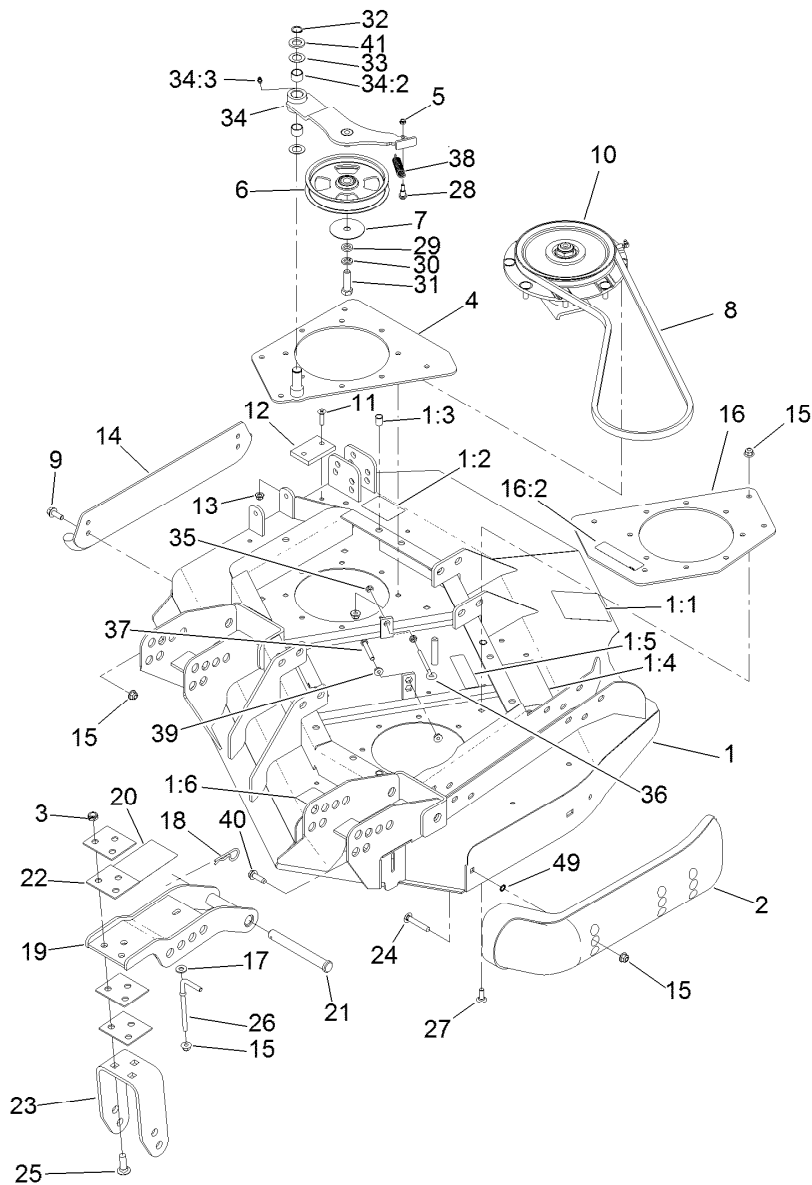
<i>Ref.</i>	<i>Part Number</i>	<i>Qty.</i>	<i>Description</i>
1	340-2	1	Fitting-Straight
1:1	237-22	1	O-Ring
1:2	237-42	1	O-Ring
2	340-142	2	Fitting-Elbow, 90 DEG
2:1	237-58	1	O-Ring
2:2	237-81	1	O-Ring

# Left Deck Hose Assembly



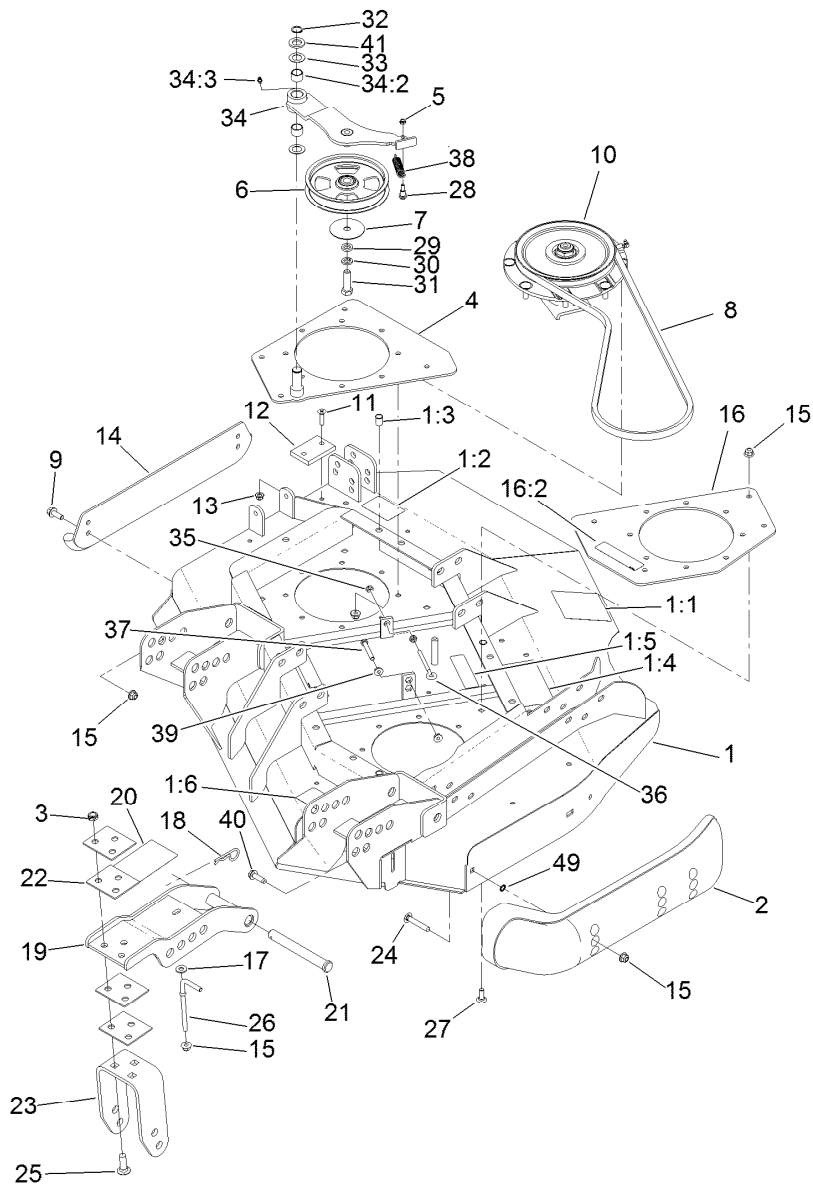
## Left Deck Hose Assembly (continued)

<i>Ref.</i>	<i>Part Number</i>	<i>Qty.</i>	<i>Description</i>	<i>Ref.</i>	<i>Part Number</i>	<i>Qty.</i>	<i>Description</i>
1	120-8959	1	Hose-HYD	3	3290-379	4	Tie-Cable
2	104-2265	1	Hose-HYD	4	132-6116	1	Hose-HYD



## Left Deck, Idler and Skid Assembly

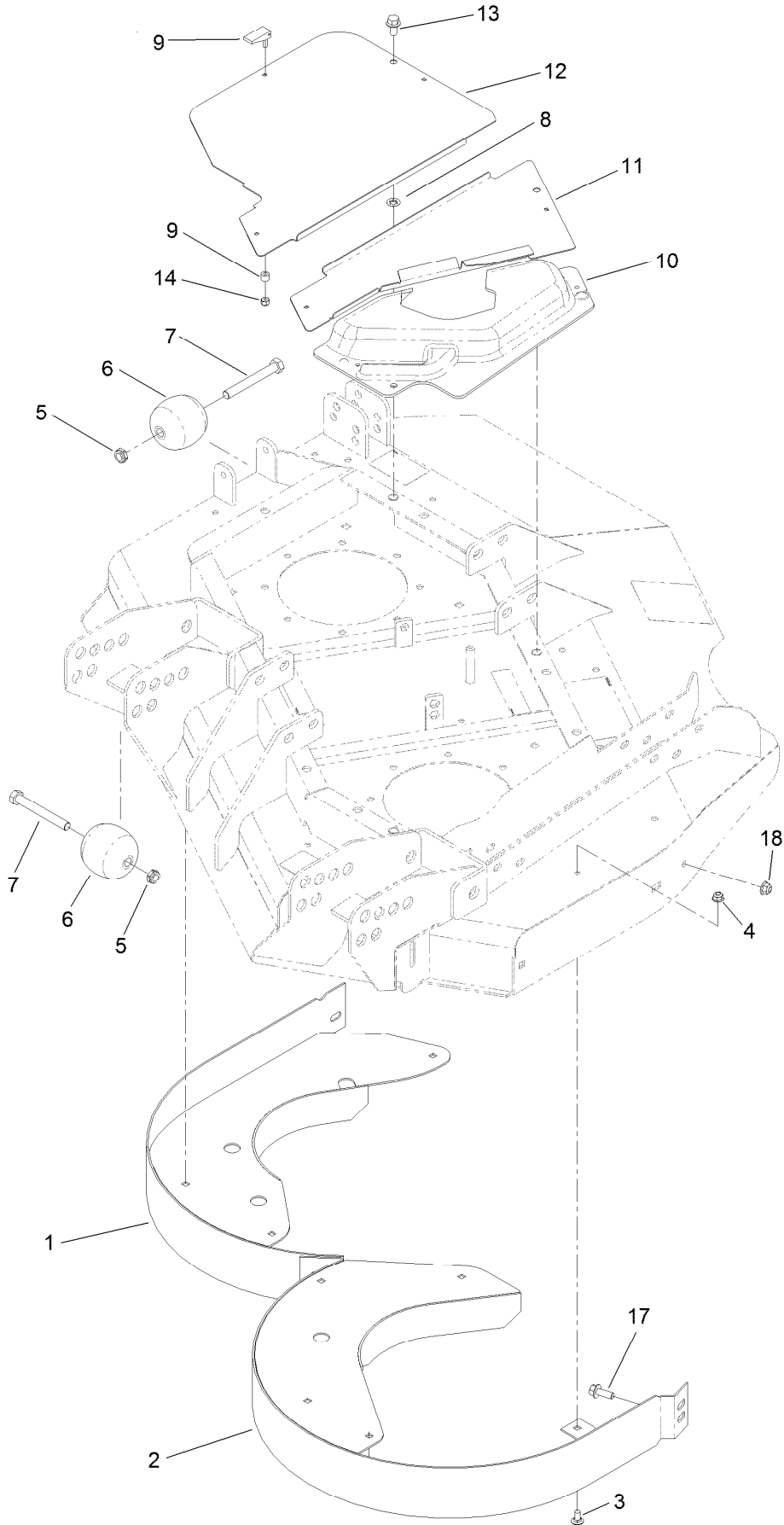
Ref.	Part Number	Qty.	Description	Ref.	Part Number	Qty.	Description
1	131-1236	1	Left Deck ASM	16	131-1244	1	Plate-Spindle
1:1	120-6604	1	Decal-Danger	16:2	100-6578	1	Decal-Danger
1:2	100-5693	1	Decal-Rear HOC, LH	17	3256-3	2	Washer-Flat
1:3	32148-9	3	Nut-Clinch	18	3290-343	4	Pin-Hair
1:4	100-5622	1	Decal-HOC	19	132-6150-01	2	Bracket-Caster
1:5	100-6578	2	Decal-Danger	20	104-3579	1	Decal-HOC
1:6	93-7818	1	Decal-Torque, Blade Bolt	21	120-5587	4	Pin-Clevis
2	112-1479	1	Skid-Bumper, Deck	22	104-7524	8	Shim
3	3296-45	6	Nut-Hex	23	132-6157-01	2	Bracket-Fork
4	131-1233-01	1	Plate-Stiffener	24	3231-33	2	Screw-CARR
5	3296-56	1	Nut-Lock, NI	25	3233-2	6	Screw-CARR
6	132-9421	1	Pulley-Idler, Flat	26	106-2047	2	Rod-Tension
7	100-3102	1	Washer-Flat	27	3231-22	8	Screw-CARR
8	108-8076	1	V-Belt, Deck	28	104-0858	1	Bolt-Shoulder
9	3234-42	2	Screw-HHF	29	9202424	1	Spacer
10	119-4776	1	Low-Driven Spindle ASM	30	3253-7	1	Washer-Lock
11	32108-103	2	Screw-FH	31	325-7	1	Screw-HH
12	69-9290	1	Pad-Bumper	32	32120-72	1	Ring-Snap
13	104-8300	2	Nut-HF, NI	33	3-6498	2	Washer-Thrust
14	104-2250-01	1	Skid-Side	34	110-6128	1	Idler Arm ASM
15	104-8301	26	Nut-HF, NI	34:2	256-76	2	Bushing



## Left Deck, Idler and Skid Assembly (continued)

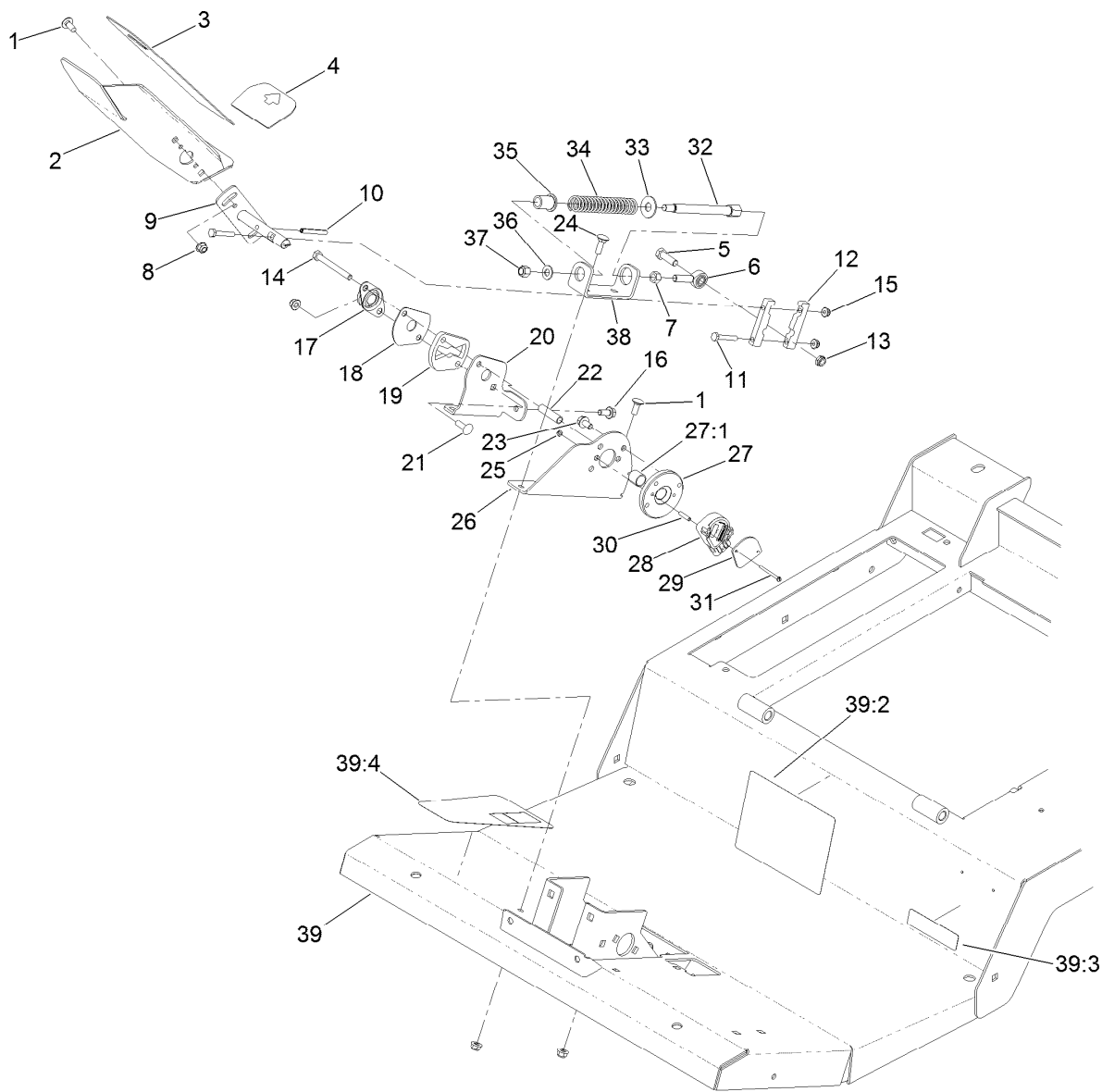
<i>Ref.</i>	<i>Part Number</i>	<i>Qty.</i>	<i>Description</i>	<i>Ref.</i>	<i>Part Number</i>	<i>Qty.</i>	<i>Description</i>
34:3	302-5	1	Fitting-Grease	39	32128-26	2	Nut-Flange
35	32128-14	2	Nut-HF	40	9136144	1	Screw-HWHTF
36	68-0090	1	Screw-Adjusting	41	70-1160	1	Washer
37	9114524	1	Bolt-TAP, HH	49	32151-72	2	Ring-Retaining
38	107938	1	Spring-Extension				

# Left Deck Discharge Chamber and Cover Assembly



# Left Deck Discharge Chamber and Cover Assembly (continued)

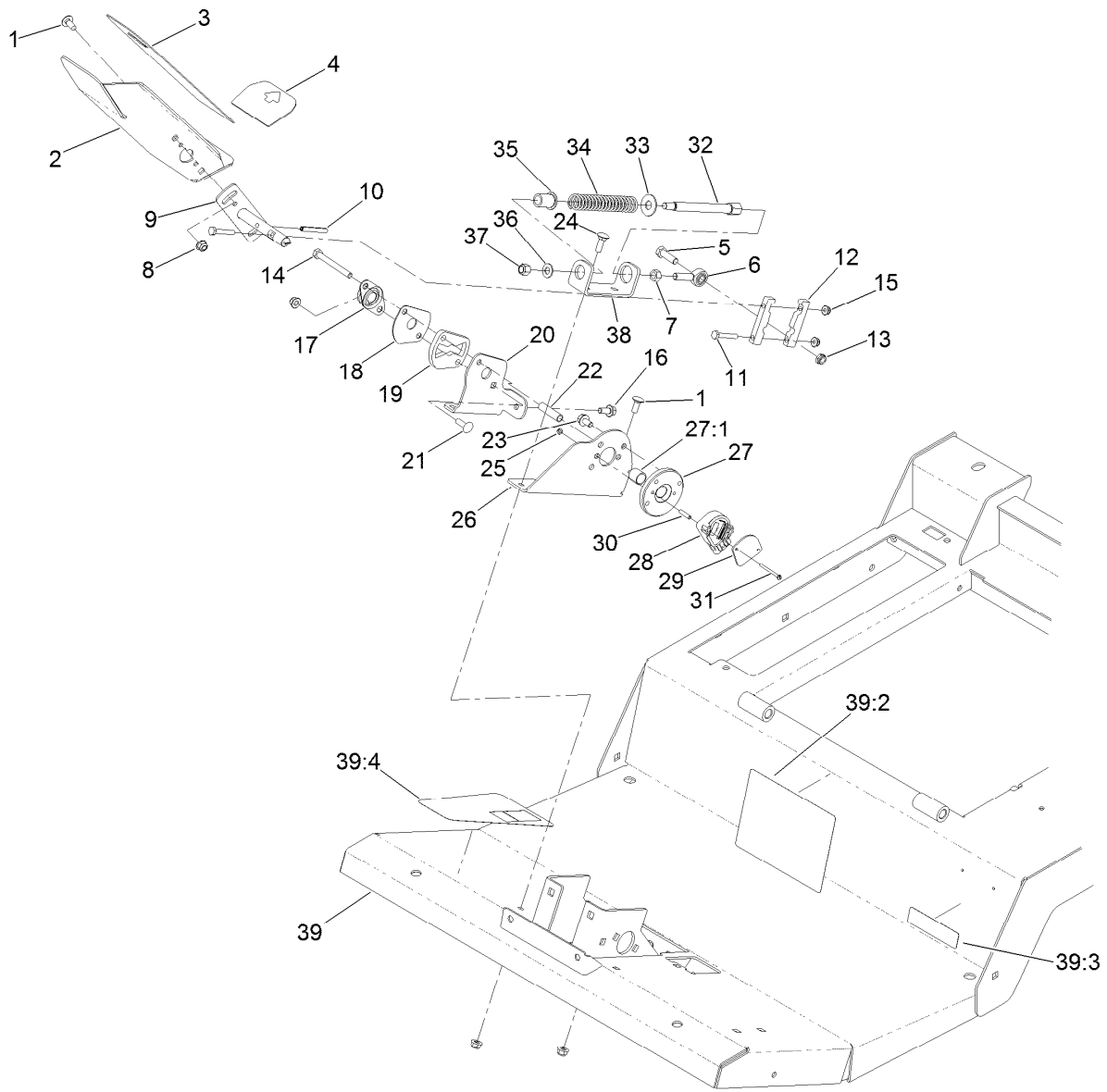
<i>Ref.</i>	<i>Part Number</i>	<i>Qty.</i>	<i>Description</i>	<i>Ref.</i>	<i>Part Number</i>	<i>Qty.</i>	<i>Description</i>
1	130-2682-01	1	Chamber-Outer	9	74-5950	7	Latch-Swell
2	130-2683-01	1	Chamber-Inner	10	100-5669	1	Cover-Motor, LH Deck
3	3230-18	9	Screw-CARR	11	100-5664-03	1	Plate-Cover, LH
4	104-8300	9	Nut-HF, NI	12	100-5667-03	1	Plate-Cover, LH Side
5	3296-45	2	Nut-Hex	13	3234-1	3	Screw-HHF
6	29-4820	2	Roller	14	1-804254	7	Nut-Lock, HH
7	325-17	2	Screw-HH	17	3234-42	1	Screw-HHF
8	107-3154	3	Nut-Push	18	104-8301	1	Nut-HF, NI



## Traction Pedal and Platform Assembly

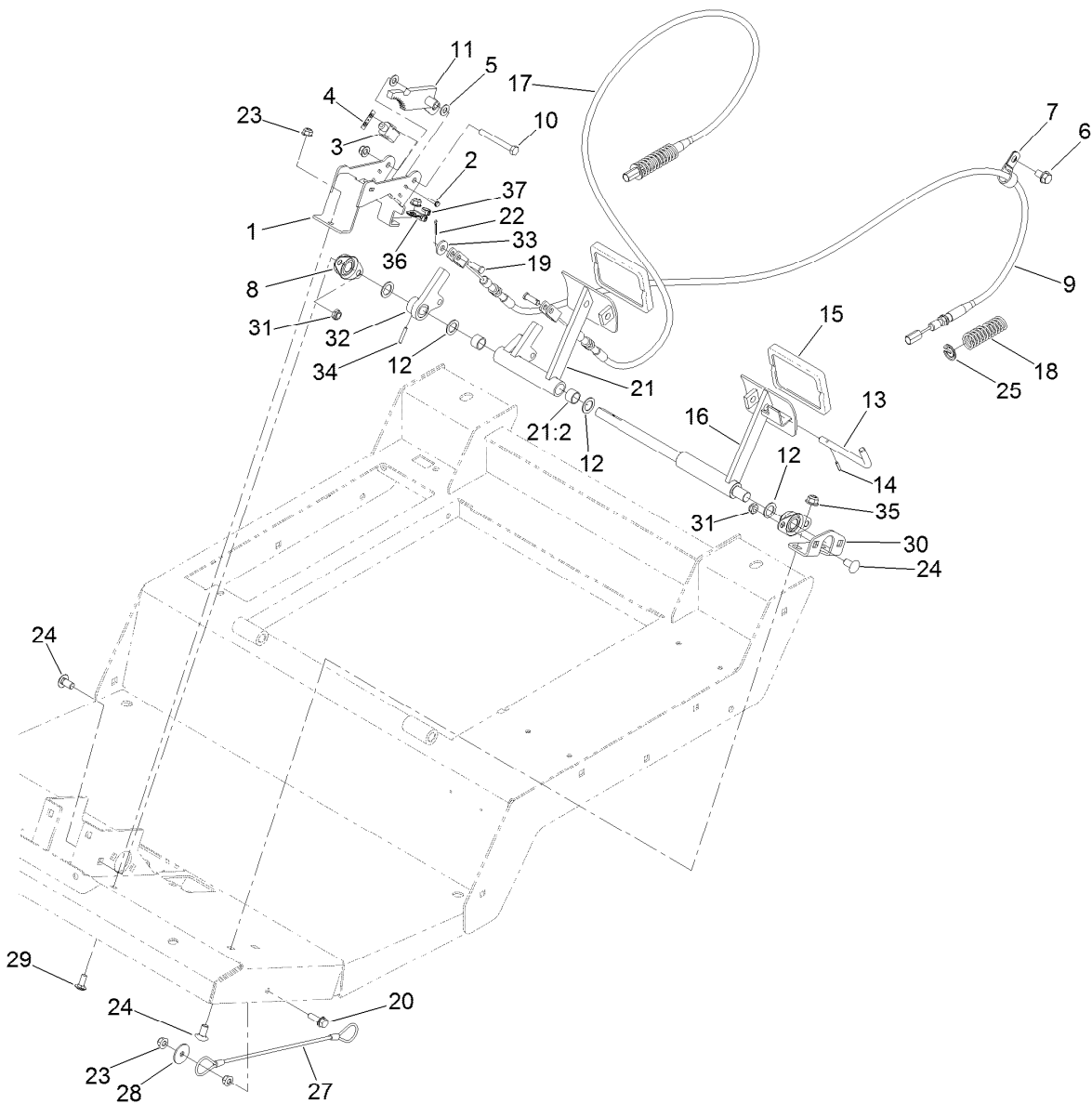
Ref.	Part Number	Qty.	Description	Ref.	Part Number	Qty.	Description
1	3230-23	5	Screw-CARR	22	93-7960	1	Spacer
2	136-4368-01	1	Pedal-Traction	23	114-7728	2	Screw-HF
3	93-5347	1	Abrasive-Pedal	24	3230-2	2	Bolt-CARR
4	93-5368	1	Abrasive-Pedal	25	3296-9	2	Nut-Hex
5	323-7	1	Screw-HH	26	136-4384-01	1	Bracket-Sender
6	2411-36	1	Bearing-End, Rod	27	117-5445	1	Bushing Hub ASM
7	3219-3	1	Nut-Hex	27:1	95-7497	1	Bushing-Wheel
8	104-8300	9	Nut-HF, NI	28	114-5609	1	Sensor-Position
9	131-2245	1	Shaft-Pedal, Traction	29	114-5595	1	Plate-Capture
10	32121-78	1	Pin-Roll	30	114-5608	2	Spacer-Standoff
11	321-37	2	Screw-HH	31	32105-25	2	Screw-SHH
12	117-5459	2	Block-Clamp	32	117-5446	1	Shaft-Spring
13	3296-59	1	Nut-Lock, NI	33	3256-5	1	Washer-Flat
14	322-14	1	Screw-HH	34	84-9100	1	Spring
15	104-7201	2	Nut-HF	35	92-7610	1	Retainer-Spring
16	3234-47	1	Screw-HHF	36	3256-24	1	Washer-Flat
17	256-236	1	Bearing-Mount, Flange	37	3296-6	1	Nut-Lock
18	117-5455	1	Plate-Cover	38	131-2252-01	1	Bracket-Spring
19	117-5454	1	Plate-Butterfly	39	132-6251	1	Platform ASM
20	131-2250-01	1	Bracket-Butterfly	39:2	114-0846	1	Decal-Instructions, Operating
21	3230-22	1	Screw-CARR				





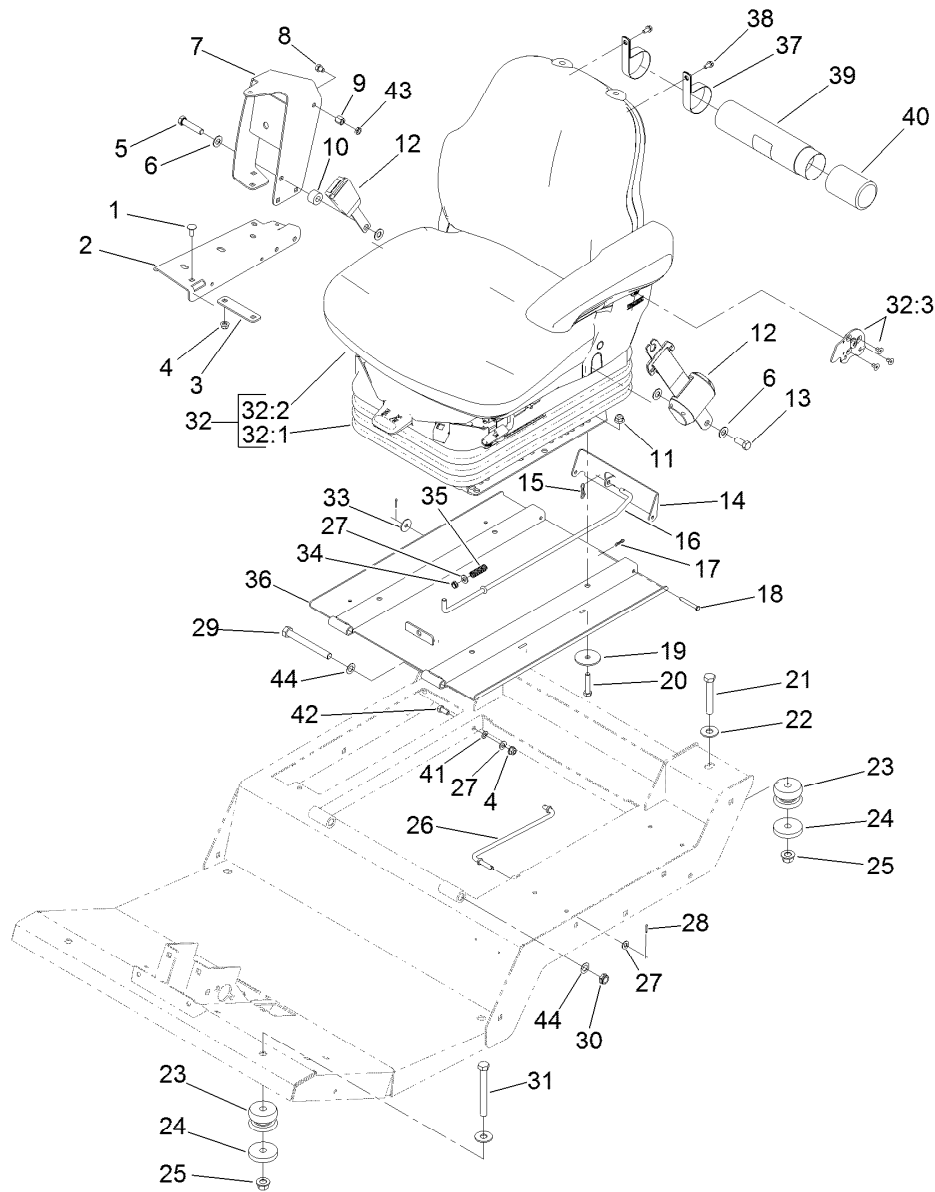
## Traction Pedal and Platform Assembly (continued)

<i>Ref.</i>	<i>Part Number</i>	<i>Qty.</i>	<i>Description</i>
39:3	133-8062	1	Decal-Arrestor, Spark
39:4	114-0849	1	Decal-Pedal, Traction



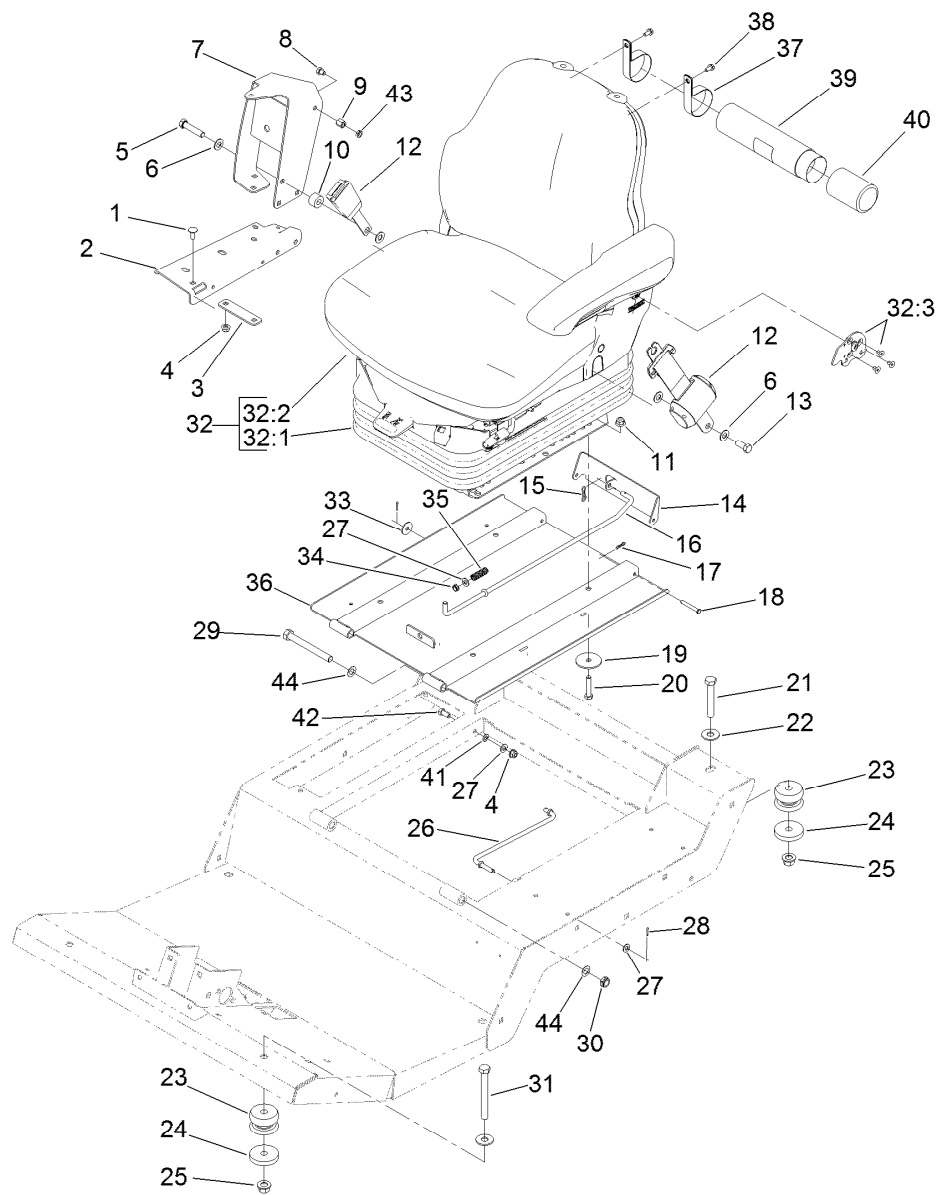
## Brake Pedal Assembly

Ref.	Part Number	Qty.	Description	Ref.	Part Number	Qty.	Description
1	132-6259-03	1	Mount-Switch	20	3234-29	1	Screw-HHF
2	117-5458	4	Screw-HHF	21	132-6252	1	Pedal-Brake, RH
3	99-3410	2	Switch	21:2	256-42	2	Bushing
4	108-9824	2	Nut-Switch	22	3272-6	2	Pin-Cotter
5	3256-23	2	Washer-Plain	23	104-8300	5	Nut-HF, NI
6	32144-69	2	Screw-HWHTF	24	3231-21	6	Screw-CARR
7	2412-4	2	Clamp-R	25	94-3050	2	Plate-Spring
8	256-236	2	Bearing-Mount, Flange	27	110-4896	1	Lanyard
9	120-8899	1	Cable-Brake, LH	28	3256-57	1	Washer-Flat
10	322-13	1	Screw-HH	29	3230-23	2	Screw-CARR
11	132-6290-03	1	Rack	30	132-6247-01	1	Mount-Bearing
12	3256-69	4	Washer-Flat	31	3296-59	4	Nut-Lock, NI
13	63-7880	1	Pin-Latch, Brake	32	132-6229	1	Arm-Cable, Brake
14	32121-50	1	Pin-Spring	33	4-2390	2	Washer-Flat
15	93-8742	2	Footpad-Brake	34	32121-125	1	Pin-Spring
16	132-6288-01	1	Pedal-Brake, LH	35	104-8301	2	Nut-HF, NI
17	120-8898	1	Cable-Brake, RH	36	88-7970	1	Clip
18	94-3088	2	Spring-Compression	37	1-303287	2	Tie-Cable
19	120-9694	2	Pin-Clevis				



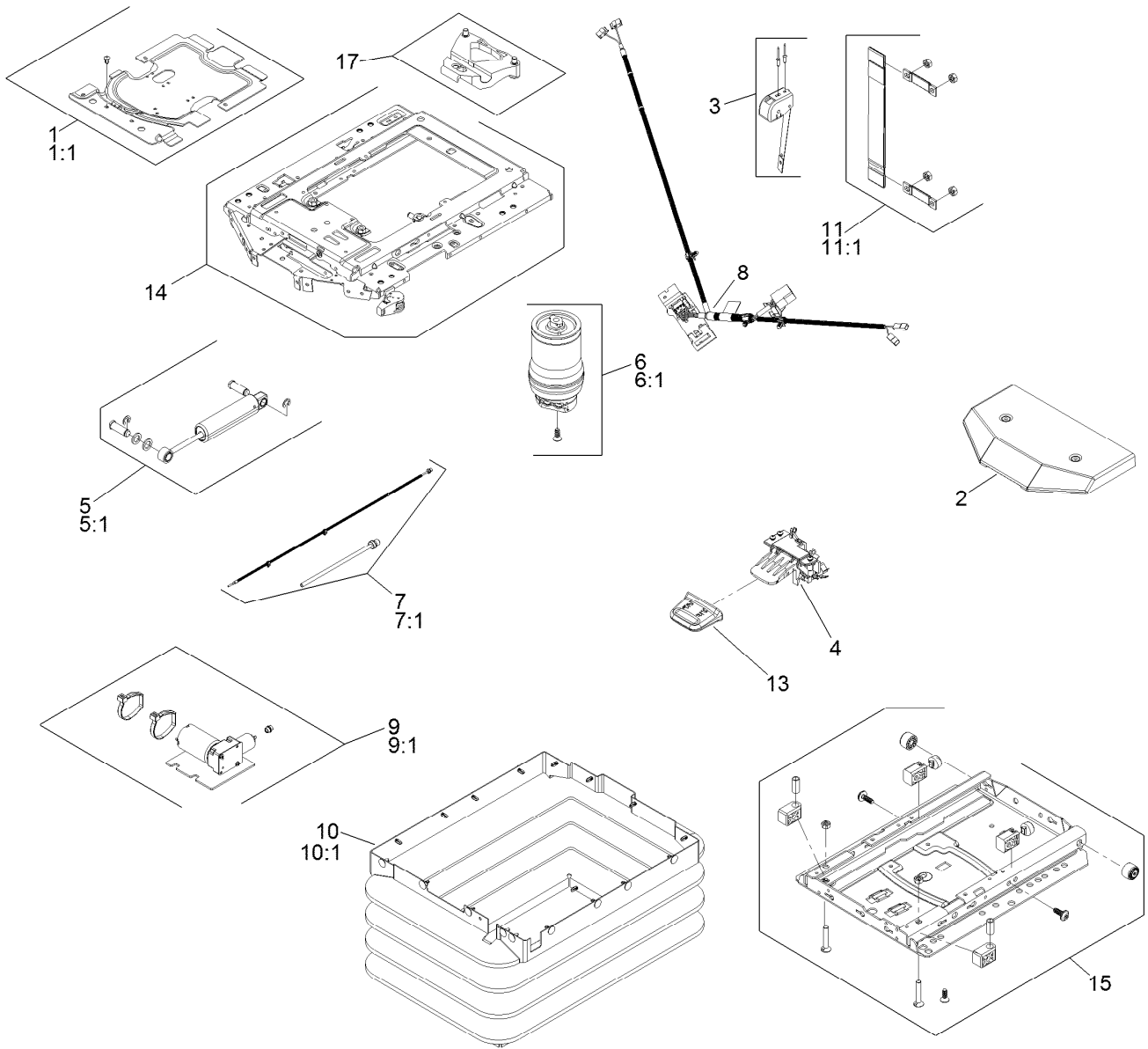
## Seat Base and Seat Assembly

Ref.	Part Number	Qty.	Description	Ref.	Part Number	Qty.	Description
1	3230-23	6	Screw-CARR	22	3256-6	4	Washer-Flat
2	119-0000-03	1	Channel-Support	23	110-5954	4	Mount-Center, Bonded
3	112-7449-03	1	Bracket-Support	24	115-5519	4	Washer-Plain
4	104-8300	7	Nut-HF, NI	25	99-5107	4	Nut-Lock
5	3212-8	1	Screw-HH	26	93-5338	1	Rod-Prop
6	3256-25	4	Washer-Flat	27	3256-23	3	Washer-Plain
7	117-4798-03	1	Arm-Support	28	3272-5	2	Pin-Cotter
8	108-8646	1	Screw-HH, Lock	29	325-18	2	Screw-HH
9	112-7405	1	Nut-Hex, Coupling	30	3296-45	2	Nut-Hex
10	17-7190	1	Spacer-Finger	31	702093	2	Screw-HH
11	104-8301	4	Nut-HF, NI	32	130-2701	1	Seat And Suspension ASM
12	110-0413	1	Seatbelt-Retractable	32:1	130-2702	1	Air Ride Seat Suspension
13	3212-4	1	Screw-HH	32:2	117-5676	1	Premium Seat ASM
14	120-9017-03	1	Latch-Seat	32:3	132-1304	1	Backrest Adjustment Kit
15	119-1415	1	Pin-Cotter, Locking	33	3256-82	1	Washer-Flat
16	120-9018	1	Rod-Latch	34	5979	1	Bushing-Nyliner
17	119-1414	2	Pin-Cotter, Locking	35	95-1821-03	1	Spring-Compression
18	283-57	2	Pin-Clevis	36	137-5475-03	1	Plate-Seat
19	83-1040	4	Washer-Flat	37	2412-133	2	Clamp-R
20	323-9	4	Screw-HH	38	32104-116	2	Screw-HWHTF
21	112-7264	2	Screw-HH	39	104-7050	1	Tube-Manual



## Seat Base and Seat Assembly (continued)

<i>Ref.</i>	<i>Part Number</i>	<i>Qty.</i>	<i>Description</i>	<i>Ref.</i>	<i>Part Number</i>	<i>Qty.</i>	<i>Description</i>
40	104-7048	1	Cap-Housing	43	117-4059	1	Nut-Hex
41	3255-8	1	Washer-Lock	44	36-4780	4	Washer-Plain
42	322-3	1	Screw-HH				

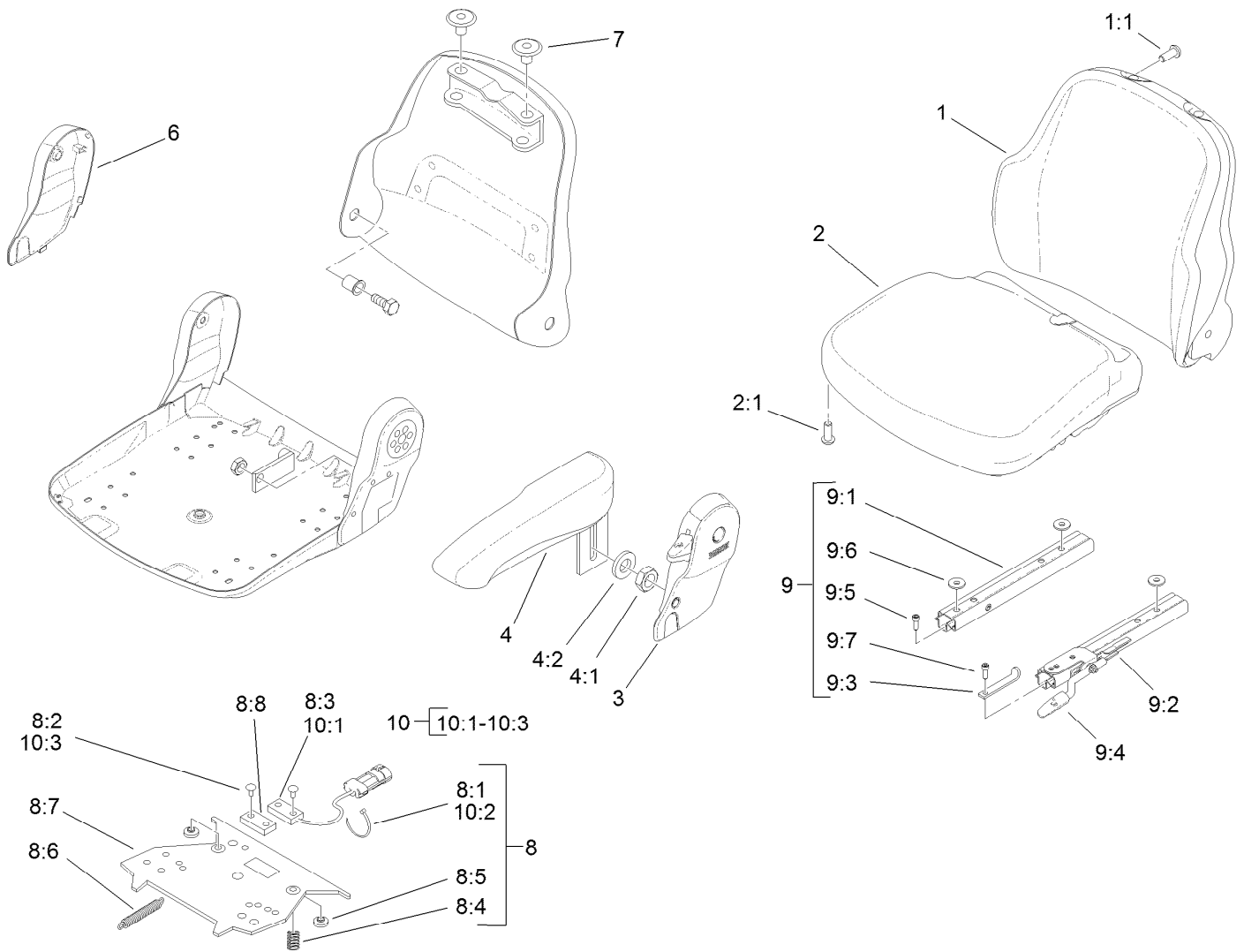


## Seat Suspension Assembly No. 130-2702

Ref.	Part Number	Qty.	Description
1	130-2709	1	Cover ASM
1:1	130-2710	1	Cover Kit
2	108-8027	1	Cover
3	130-2711	1	Control-Level
4	108-8029	1	Valve-Control, Air
5	130-2712	1	Shock Absorber ASM
5:1	130-2713	1	Shock Absorber Kit
6	130-2714	1	Air Spring ASM
6:1	130-2715	1	Air Spring Kit
7	130-2716	1	Air Tube ASM
7:1	130-2717	1	Air Tube Kit
8	130-2718	1	Harness-Wire

Ref.	Part Number	Qty.	Description
9	130-2719	1	Compressor
9:1	130-2720	1	Compressor Kit
10	130-2721	1	Bellows ASM
10:1	130-2722	1	Bellows Kit
11	130-2723	1	Tether
11:1	130-2724	1	Tether Kit
12	130-2725	1	Wear Parts Kit ●
13	130-2726	1	Handle
14	130-2727	1	Upper Suspension Kit
15	130-2728	1	Lower Suspension Kit
16	130-2729	1	Adjuster Mounting Kit ●
17	130-2730	1	Limiters-Thrust

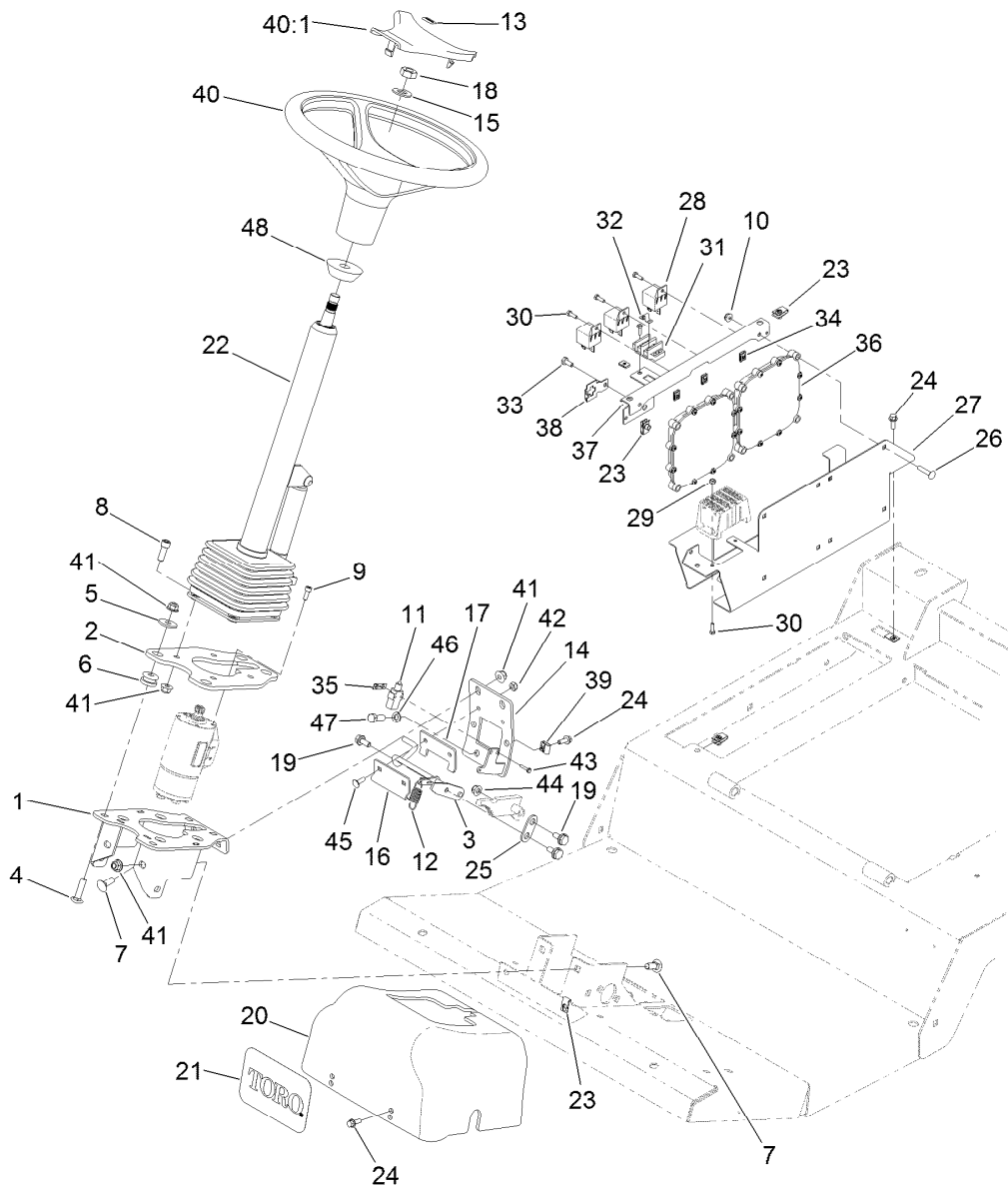
● Not illustrated



## Vinyl Premium Seat Assembly No. 117-5676

Ref.	Part Number	Qty.	Description	Ref.	Part Number	Qty.	Description
1	108-8016	1	Backrest Cushion ASM	8:6		1	Spring-Extension ●
1:1	119-7742	4	Screw-Cushion	8:7		1	Plate-Mounting ●
2	108-8017	1	Seat Cushion ASM	8:8		1	Magnet ●
2:1	119-7742	3	Screw-Cushion	9	108-8025	1	Adjustment Rail Set
3	108-8018	1	Cover-Armrest	9:1		1	Rail-Adjustment, RH ●
4	108-8019	1	LH Armrest ASM	9:2		1	Rail-Adjustment, LH ●
4:1	82-9650	1	Nut	9:3		1	Stop-Rail ●
4:2	107-1198	1	Washer	9:4		1	Handle ●
6	108-8021	1	Cover-Armrest	9:5		3	Screw ●
7	108-8022	2	Cover-Black	9:6		3	Washer ●
8	108-8024	1	Switch Kit	9:7		1	Screw ●
8:1		3	Wire Tie ●	10	110-6189	1	Switch Kit
8:2		4	Rivet ●	10:1		1	Switch ●
8:3		1	Sensor-Seat Switch ●	10:2		3	Wire Tie ●
8:4		2	Spring-Compression ●	10:3		2	Rivet ●
8:5		2	Bumper-Pressure Plate ●				

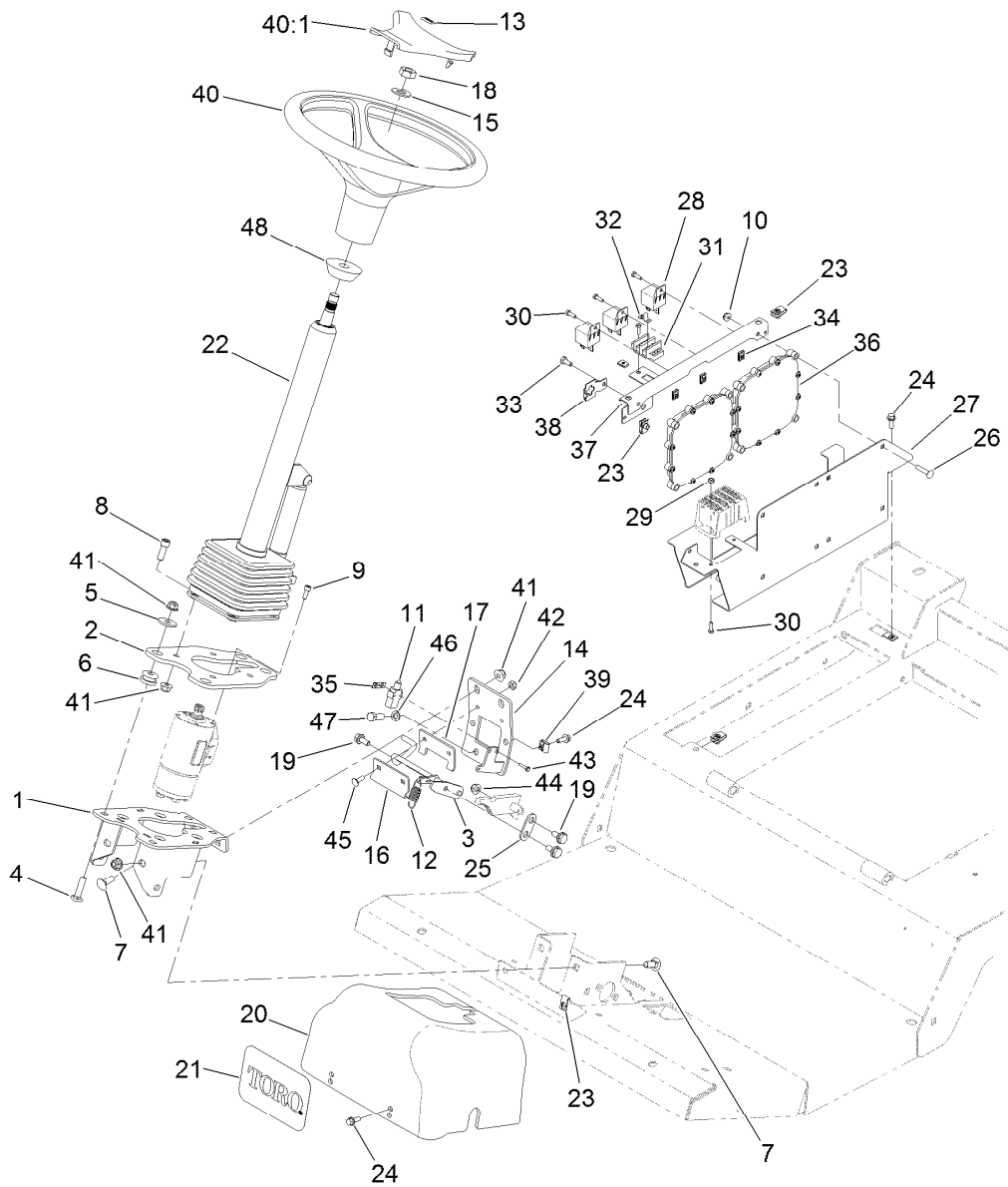
● Not serviced separately



## Steering and Controller Assembly

Ref.	Part Number	Qty.	Description
1	137-5590-03	1	Mount
2	137-5588-03	1	Plate-Mount, Column
3	132-6285	1	Rod-Brake
4	3231-26	4	Screw-CARR
5	63-8410	4	Washer
6	63-9750	4	Mount
7	3231-2	6	Bolt-CARR
8	3274-7	4	Screw-HSH
9	105-2409	4	Screw-HSH
10	104-7201	8	Nut-HF
11	99-3410	1	Switch
12	136-7153	1	Spring-Extension
13	98-1459	1	Decal
14	132-6225-03	1	Support-Rear
15	3256-27	1	Washer-Flat
16	132-6283	1	Plate-Brake
17	132-6284	1	Plate-Brake
18	3296-33	1	Nut-Lock, NI
19	37-8771	2	Bolt-Shoulder, HF
20	132-6244	1	Cover-Steering
21	105-1217	1	Decal

Ref.	Part Number	Qty.	Description
22	132-6230	1	Steering Tilt Column ASM
23	107069	7	Clip
24	3234-4	6	Screw-HHF
25	137-5548	1	Link-Brake
26	3229-3	8	Screw-CARR
27	120-4093-03	1	Mount-Power
28	99-7435	3	Relay
29	3296-12	2	Nut-Lock, NI
30	3290-134	7	Screw
31	42862	1	Block-Terminal, Ground
32	42863	1	Strip-Jumper
33	321-3	1	Screw-HH
34	107-1013	5	Nut-Speed
35	108-9824	1	Nut-Switch
36	114-3321	2	Controller-Tec
37	120-4127-03	1	Mount-Relay
38	114-5502	1	Clip-Fuse
39	609900	2	Nut-Speed
40	98-1471	1	Wheel-Steering
40:1	98-1468	1	Cover-Wheel, Steering
41	104-8301	14	Nut-HF, NI

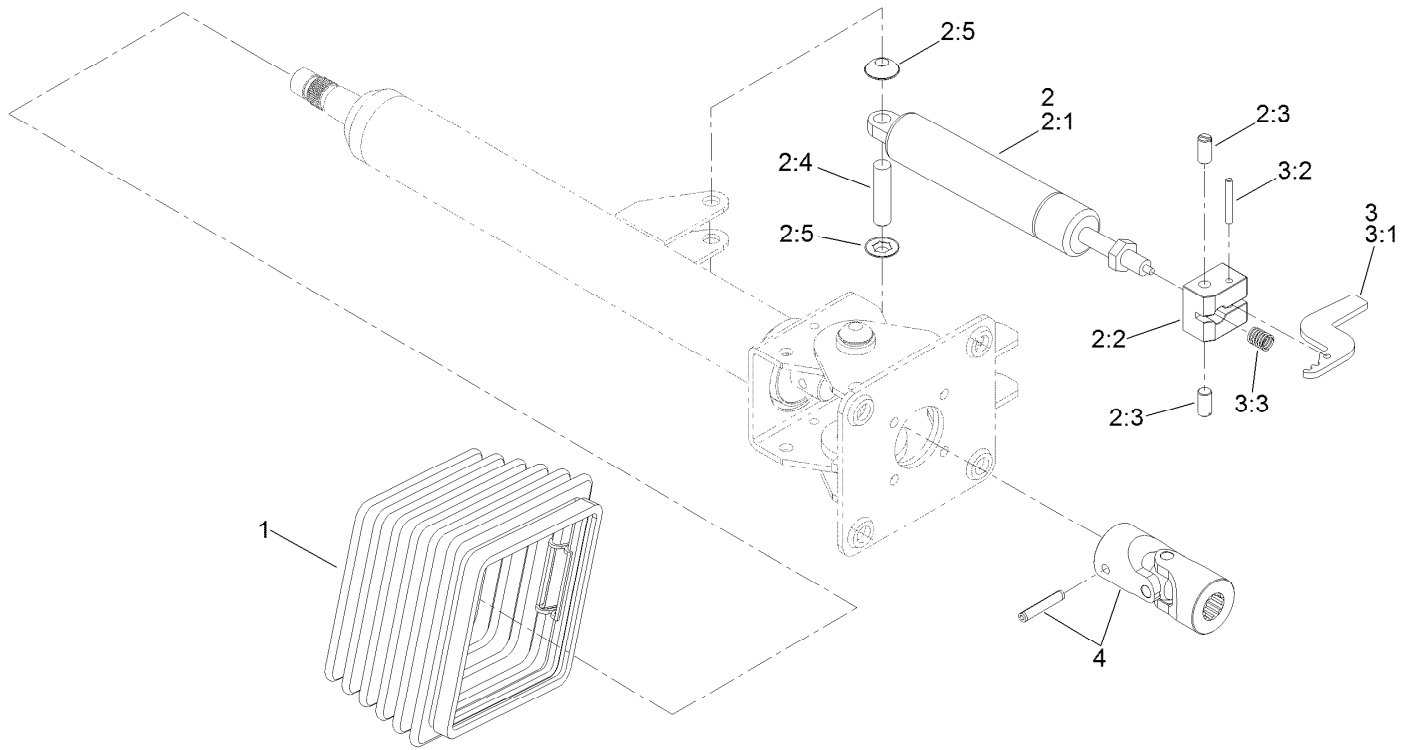


## Steering and Controller Assembly (continued)

<i>Ref.</i>	<i>Part Number</i>	<i>Qty.</i>	<i>Description</i>
42	3296-16	2	Nut-Lock, NI
43	117-5458	2	Screw-HHF
44	104-8300	2	Nut-HF, NI
45	1-807512	2	Bolt-CARR

<i>Ref.</i>	<i>Part Number</i>	<i>Qty.</i>	<i>Description</i>
46	3253-21	2	Washer-Lock
47	323-6	2	Screw-HH
48	93-5429	1	Collar-Foam

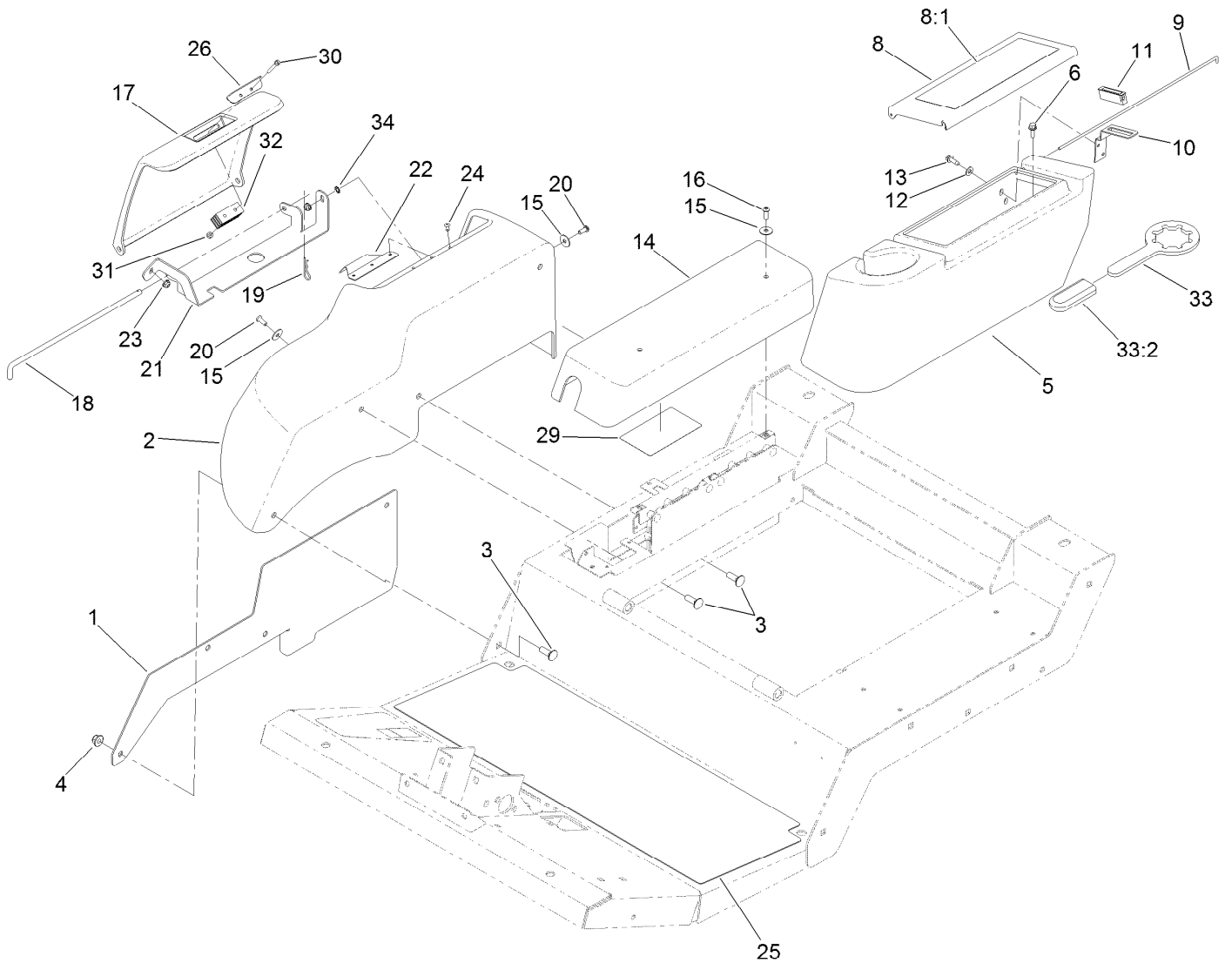




## Steering Column Assembly No. 132-6230

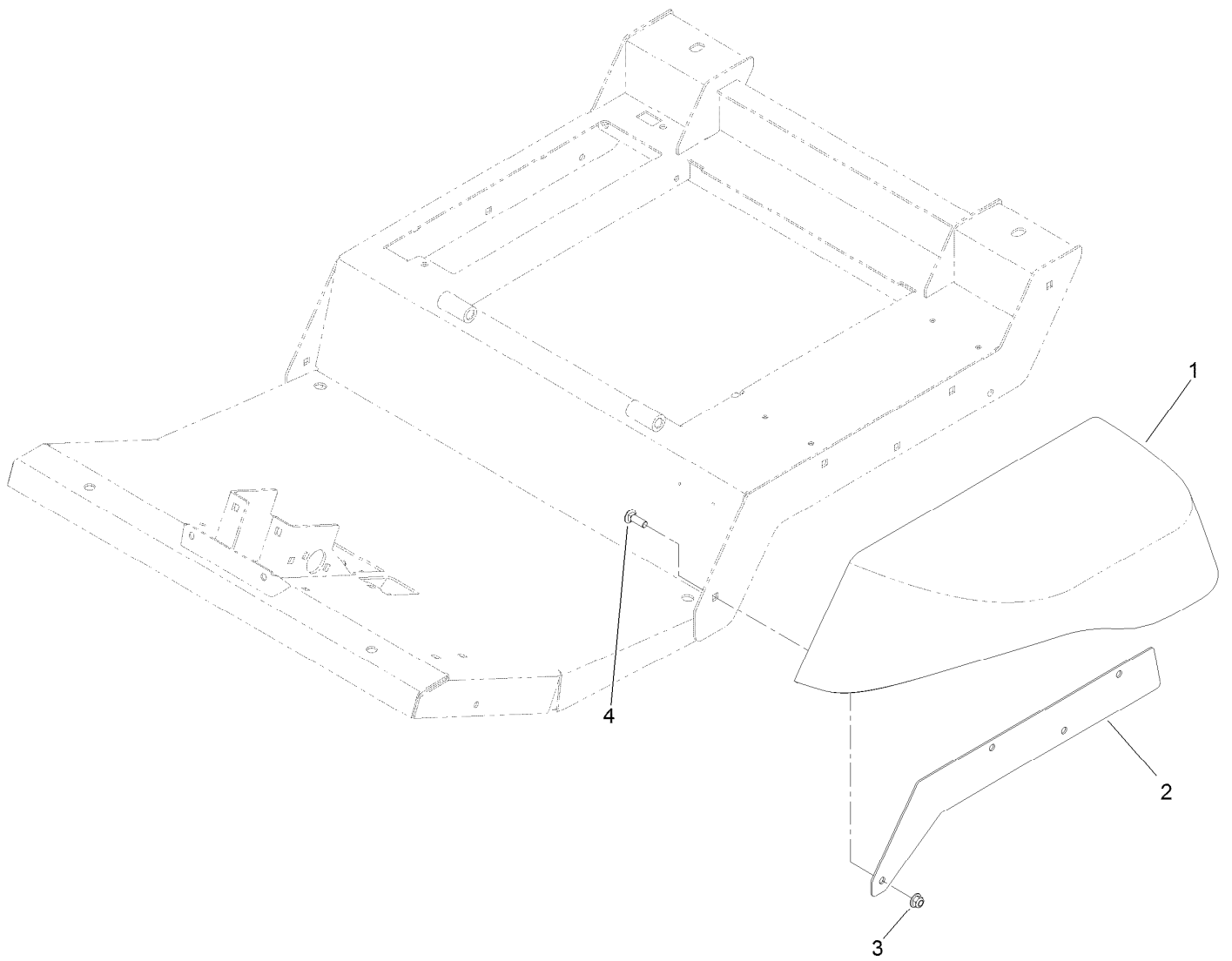
Ref.	Part Number	Qty.	Description
1	110-6462	1	Bellows-Rubber
2	110-6463	1	Cylinder Service Kit
2:1		1	Cylinder-Gas ●
2:2		1	Block-Pedal ●
2:3		2	Bolt ●
2:4		1	Pin ●
2:5		2	Washer-Lock ●
3	136-4385	1	Pedal Service Kit
3:1		1	Pedal ●
3:2		1	Pin ●
3:3		1	Spring ●
4	120-6256	1	Universal Joint Kit

● Not serviced separately



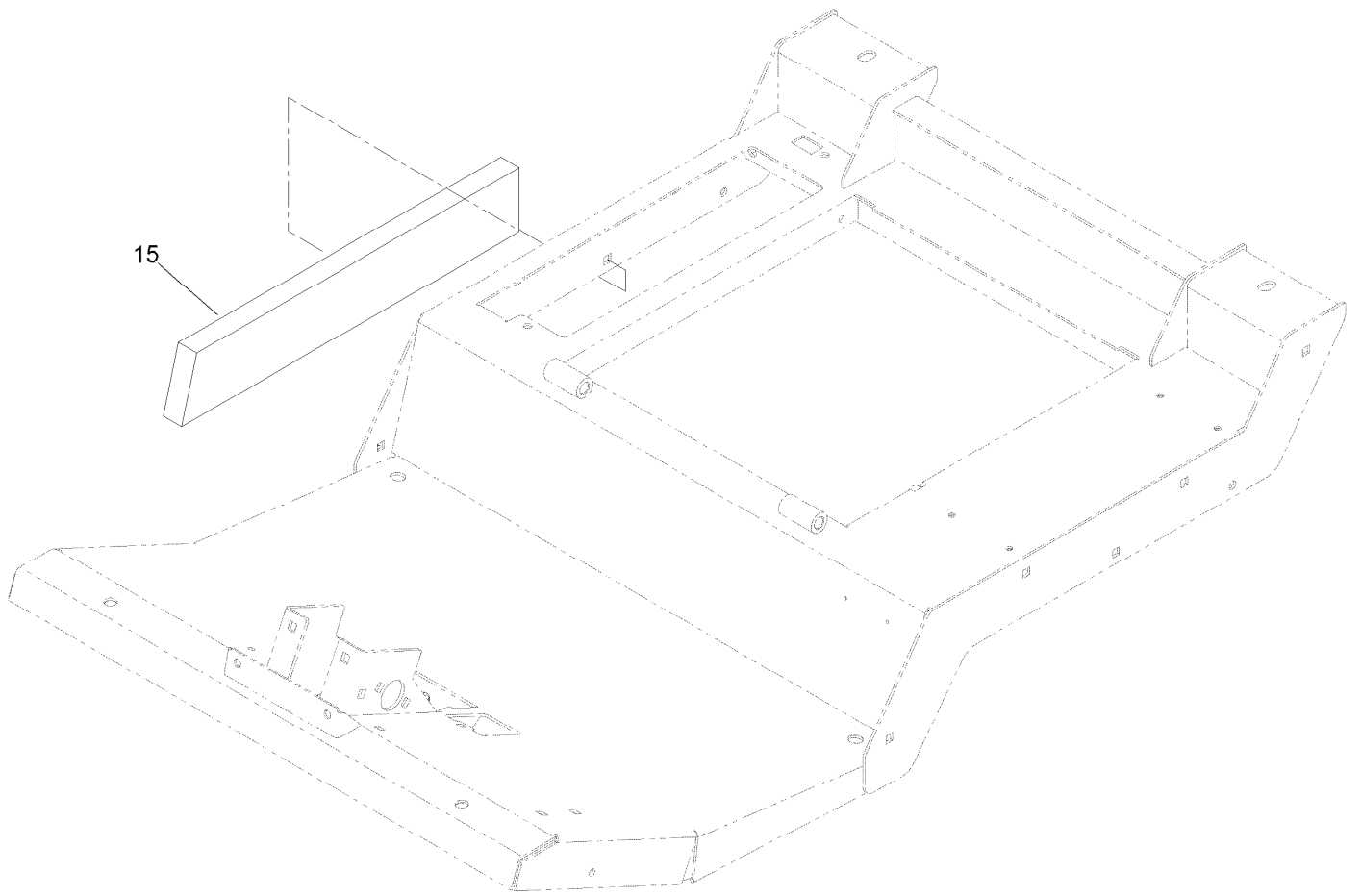
## Fender, Tool Box and Cover Assembly

Ref.	Part Number	Qty.	Description	Ref.	Part Number	Qty.	Description
1	121-1579-03	1	Plate-Fender, RH	18	121-1588	1	Rod-Hinge
2	120-4113	1	Fender-RH	19	3290-467	1	Pin-Hair
3	3231-25	4	Bolt-CARR	20	3274-31	2	Screw-HSBH
4	104-8301	4	Nut-HF, NI	21	121-1586-03	1	Mount-Cover
5	120-4125	1	Housing-Tool Box	22	127-3706	1	Plate-Cover
6	3234-4	4	Screw-HHF	23	104-7201	2	Nut-HF
8	120-4124	1	Tool Box Cover ASM	24	3269-23	3	Rivet-Pop
8:1	117-2754	1	Decal-Warning	25	132-6226	1	Tread-Foot, Abrasive
9	120-4122	1	Rod-Hinge	26	127-3705	1	Plate-Cover
10	104-7545	1	Bracket-Latch	29	136-4436	1	Decal-Fuses
11	58-4250	1	Catch-Magnetic	30	32105-1	2	Screw-SHH
12	3256-22	2	Washer-Flat	31	3296-2	2	Nut-Lock, NI
13	32104-95	2	Screw-HWH	32	69-6260	1	Magnet
14	120-4126	1	Cover-Controllers	33	121-3874	1	Wrench ASM
15	87-6630	4	Washer-Plain	33:2	119-1846	1	Grip
16	3274-69	2	Screw-HSBH	34	3255-7	1	Washer-Lock/EXT
17	120-4115	1	Cover-Battery				



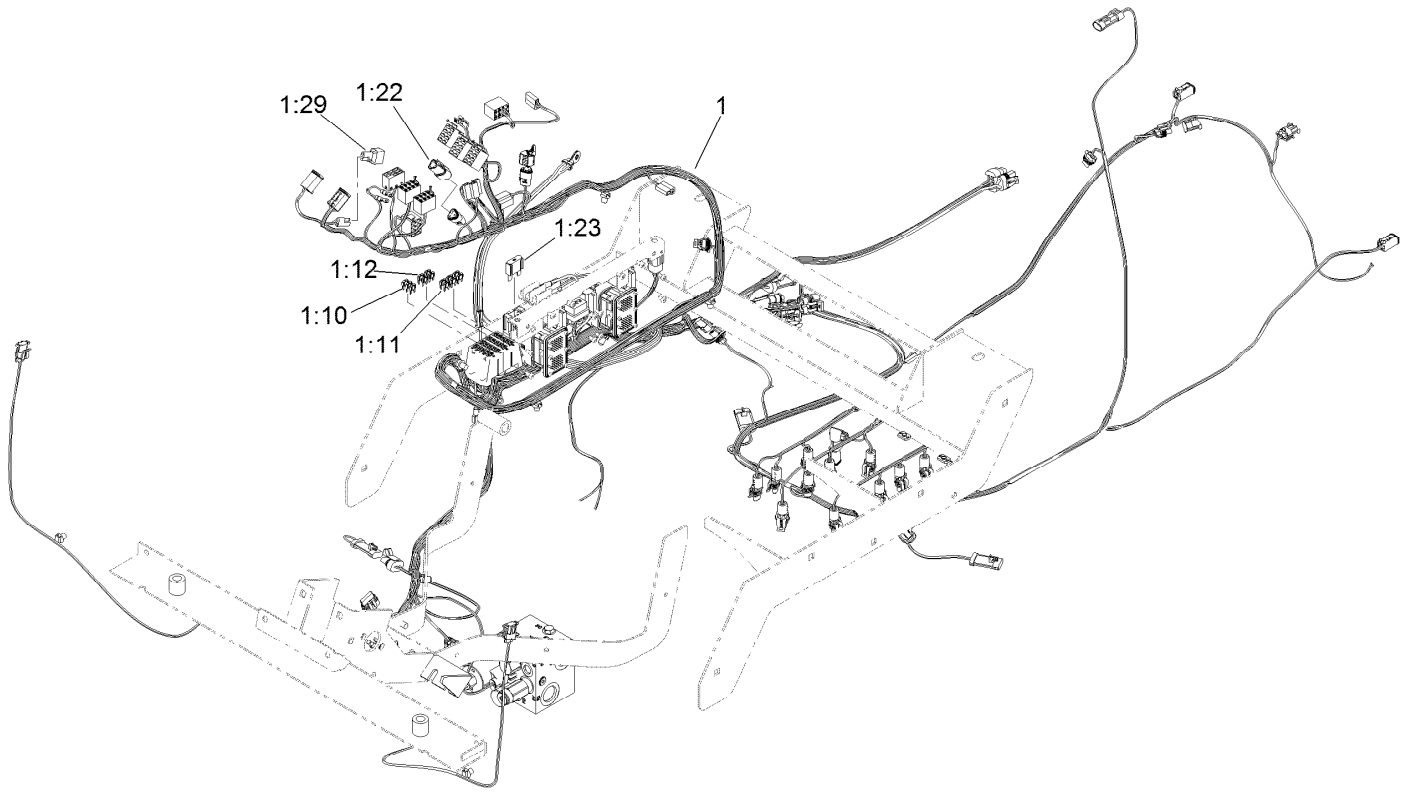
## Fender Assembly

<i>Ref.</i>	<i>Part Number</i>	<i>Qty.</i>	<i>Description</i>
1	120-4114	1	Fender-LH
2	121-1580-03	1	Plate-Fender, LH
3	104-8301	4	Nut-HF, NI
4	3231-25	4	Bolt-CARR



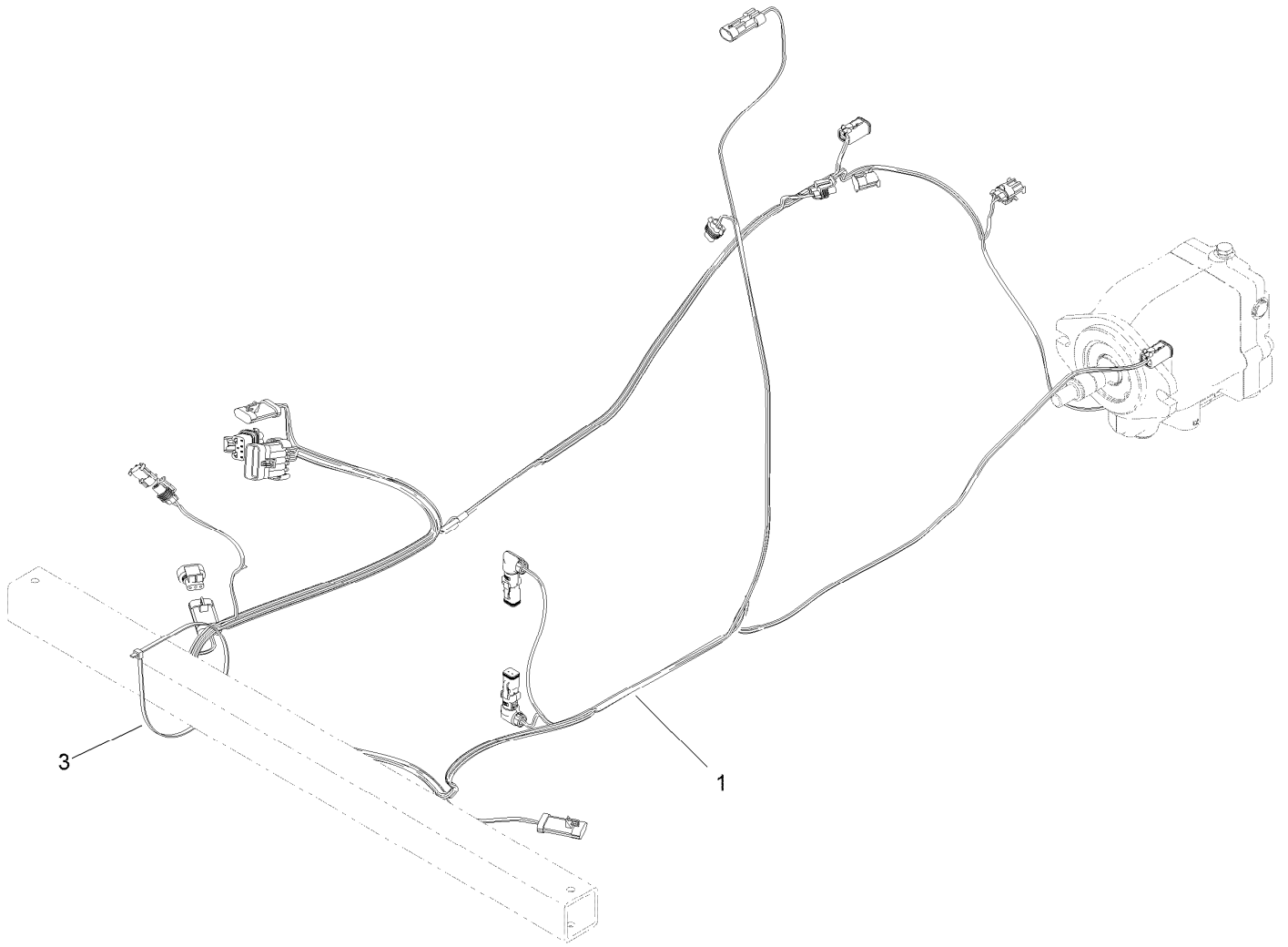
## Acoustic Foam Assembly

<i>Ref.</i>	<i>Part Number</i>	<i>Qty.</i>	<i>Description</i>
15	127-3708	1	Foam-Right



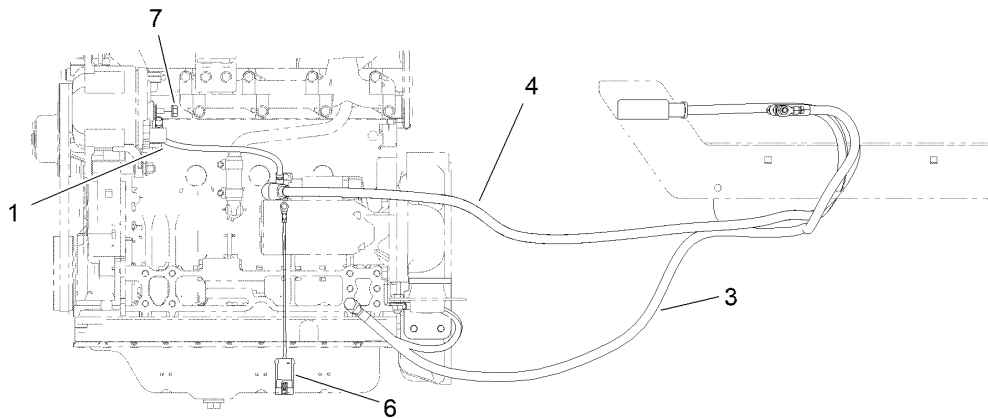
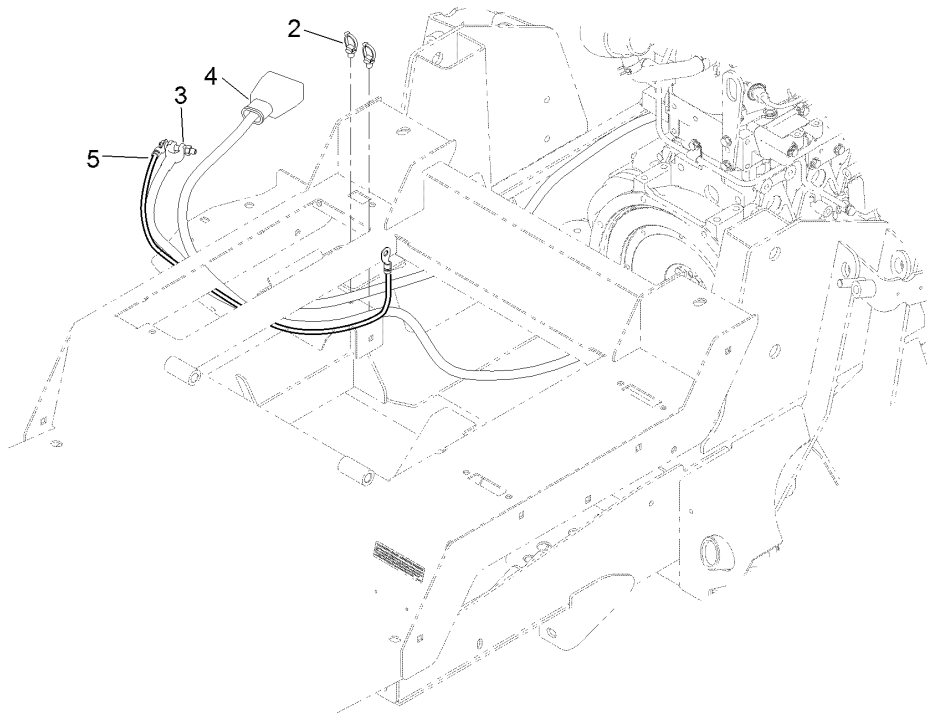
## Platform Wire Harness and Fuse Assembly

<i>Ref.</i>	<i>Part Number</i>	<i>Qty.</i>	<i>Description</i>
1	122-1530	1	Harness-Wire, Platform
1:10	121-8861	3	Fuse-Mini Blade, 2 Amp
1:11	121-8865	6	Fuse-Mini Blade, 7.5 Amp
1:12	121-8866	4	Fuse-Mini Blade, 10 Amp
1:22	32180-043	1	Resistor-120 Ohm
1:23	114-3342	1	Fuse-Maxi, 60 Amp
1:29	104-4022	1	Resistor-75 Ohm



## Rear Wire Harness Assembly


<i>Ref.</i>	<i>Part Number</i>	<i>Qty.</i>	<i>Description</i>
1	122-0974	1	Harness-Wire, Rear
3	3290-379	1	Tie-Cable



## Battery Cable and Ground Assembly

Ref.	Part Number	Qty.	Description
1	122-0071	1	Cable-Battery, Positive
2	32180-030	2	Clip-Tie
3	121-8898	1	Cable-Battery, Negative
4	121-8897	1	Cable-Battery, Positive
5	54-3094	1	Cable
6	108-9470	1	Harness-Wire, Fusible Link
7	33004-00	2	Nut-HF

# Engine Harness Assembly

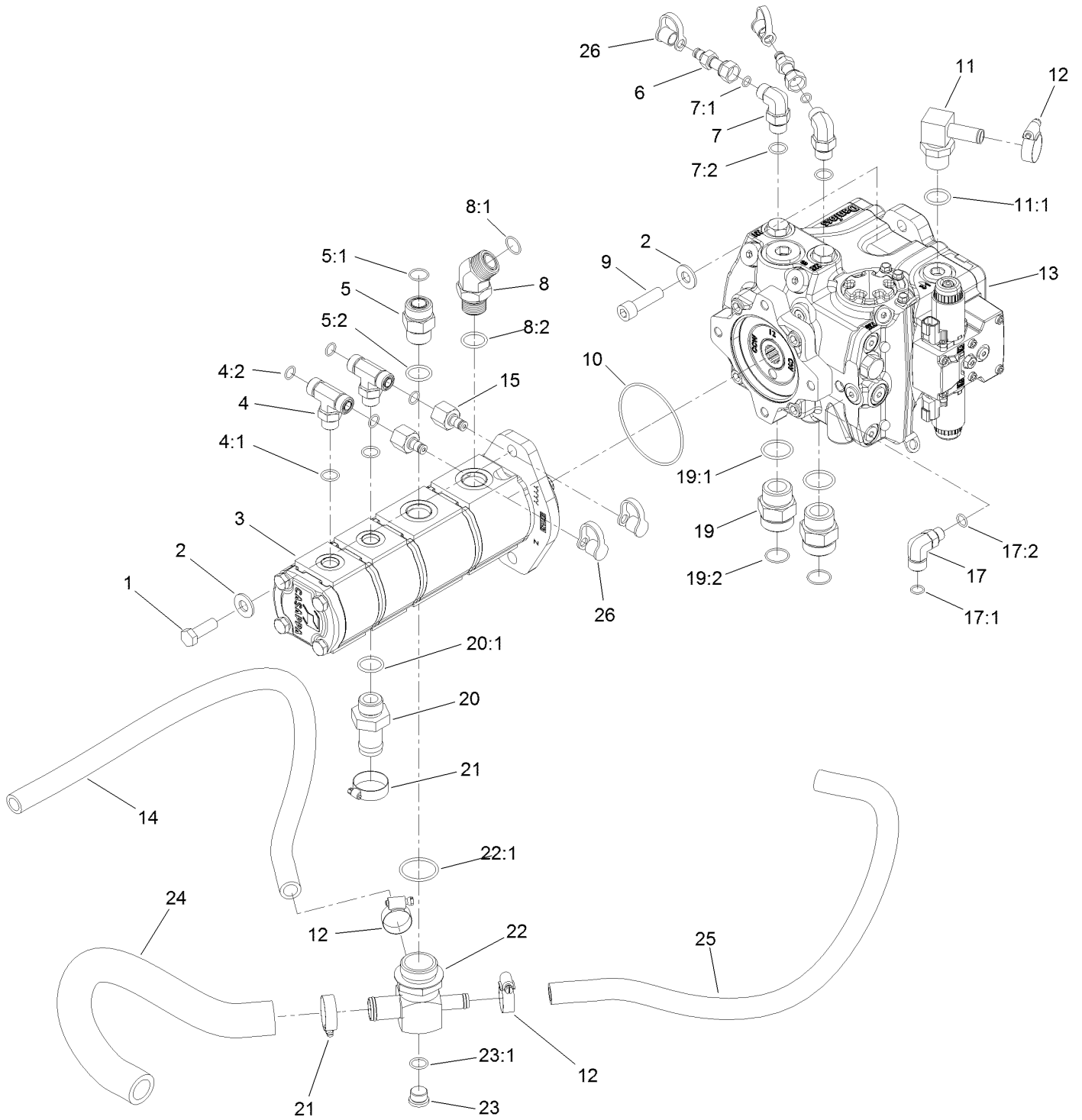




## Engine Harness Assembly (continued)

<i>Ref.</i>	<i>Part Number</i>	<i>Qty.</i>	<i>Description</i>
1	119-4351	1	Harness-Wire, Engine
1:14	100-4918	1	Diode

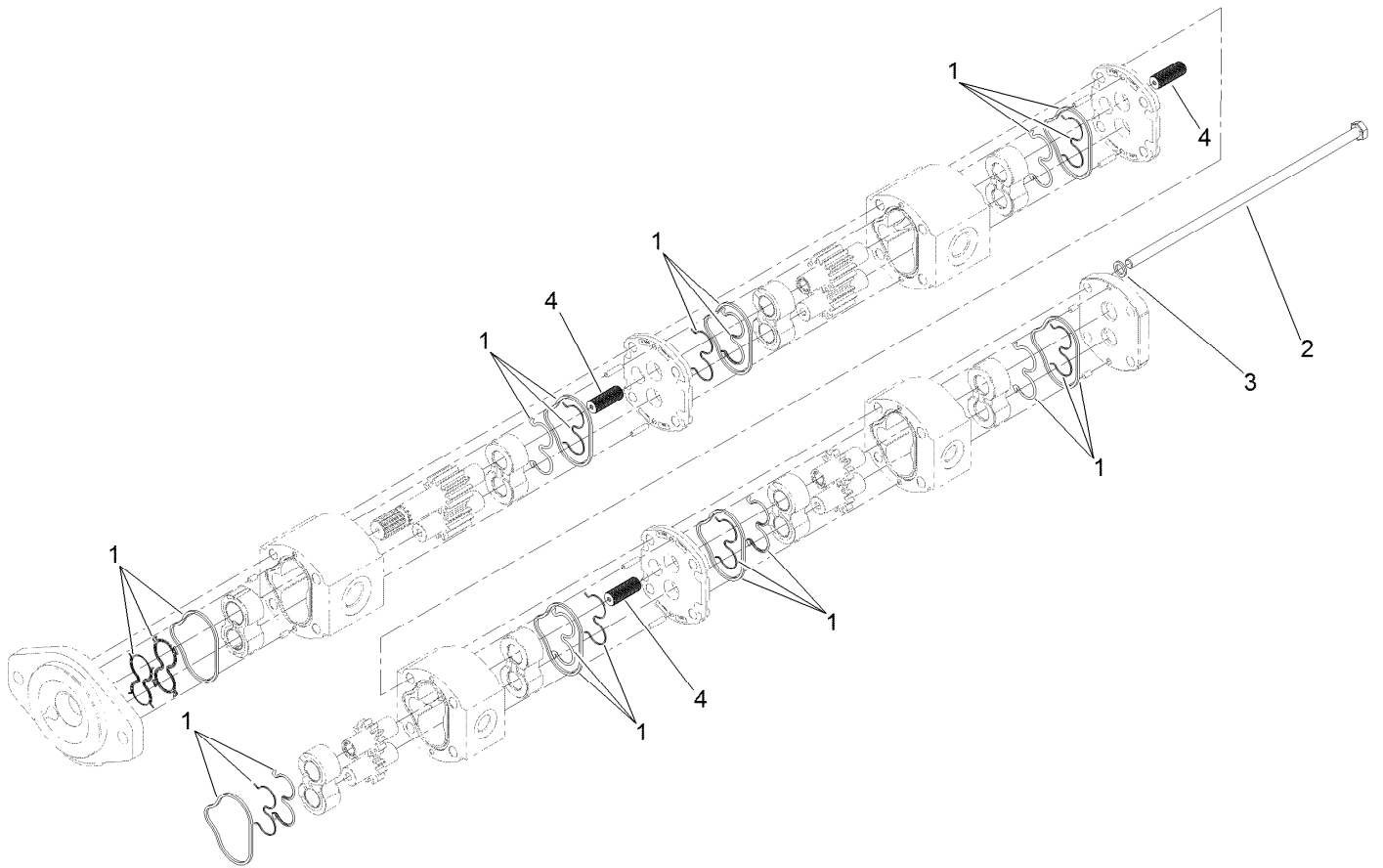
# Piston Pump and Gear Pump Assembly



## Piston Pump and Gear Pump Assembly (continued)

<i>Ref.</i>	<i>Part Number</i>	<i>Qty.</i>	<i>Description</i>	<i>Ref.</i>	<i>Part Number</i>	<i>Qty.</i>	<i>Description</i>
1	121-1525	2	Screw-HH	12	2412-129	3	Clamp-Hose
2	137-5550	4	Washer-Thrust	13	132-6100	1	Pump-Piston
3	120-8904	1	4-Section Gear Pump ASM	14	121-1647	1	Hose-HYD
4	340-157	2	Fitting-HYD, Tee	15	100-5616	2	Fitting
4:1	237-79	1	O-Ring	17	340-99	1	Fitting-HYD, 90 DEG
4:2	237-30	2	O-Ring	17:1	237-30	1	O-Ring
5	340-9	1	Fitting-STR	17:2	237-42	1	O-Ring
5:1	237-58	1	O-Ring	19	104-3797	2	Fitting-Straight
5:2	237-81	1	O-Ring	19:1	237-146	1	O-Ring
6	86-5480	2	Nipple-Test	19:2	340-65	1	O-Ring
7	340-18	2	Fitting-HYD, 90 DEG	20	99-3017	1	Fitting
7:1	237-79	1	O-Ring	20:1	237-81	1	O-Ring
7:2	237-22	1	O-Ring	21	2412-34	2	Clamp-Hose
8	100-5530	1	Fitting-45 DEG	22	121-1682	1	Fitting-Tee
8:1	237-58	1	O-Ring	22:1	237-101	1	O-Ring
8:2	237-81	1	O-Ring	23	353-988	1	Plug-Hex
9	131-0661	2	Screw-HSH	23:1	237-79	1	O-Ring
10	107-9447	1	O-Ring	24	120-8815	1	Hose-Suction
11	136-4439	1	Fitting-HYD, 90	25	120-9050	1	Hose-HYD
11:1	237-81	1	O-Ring	26	354-79	4	Cap-Dust

# 4-Section Gear Pump Assembly No. 120-8904

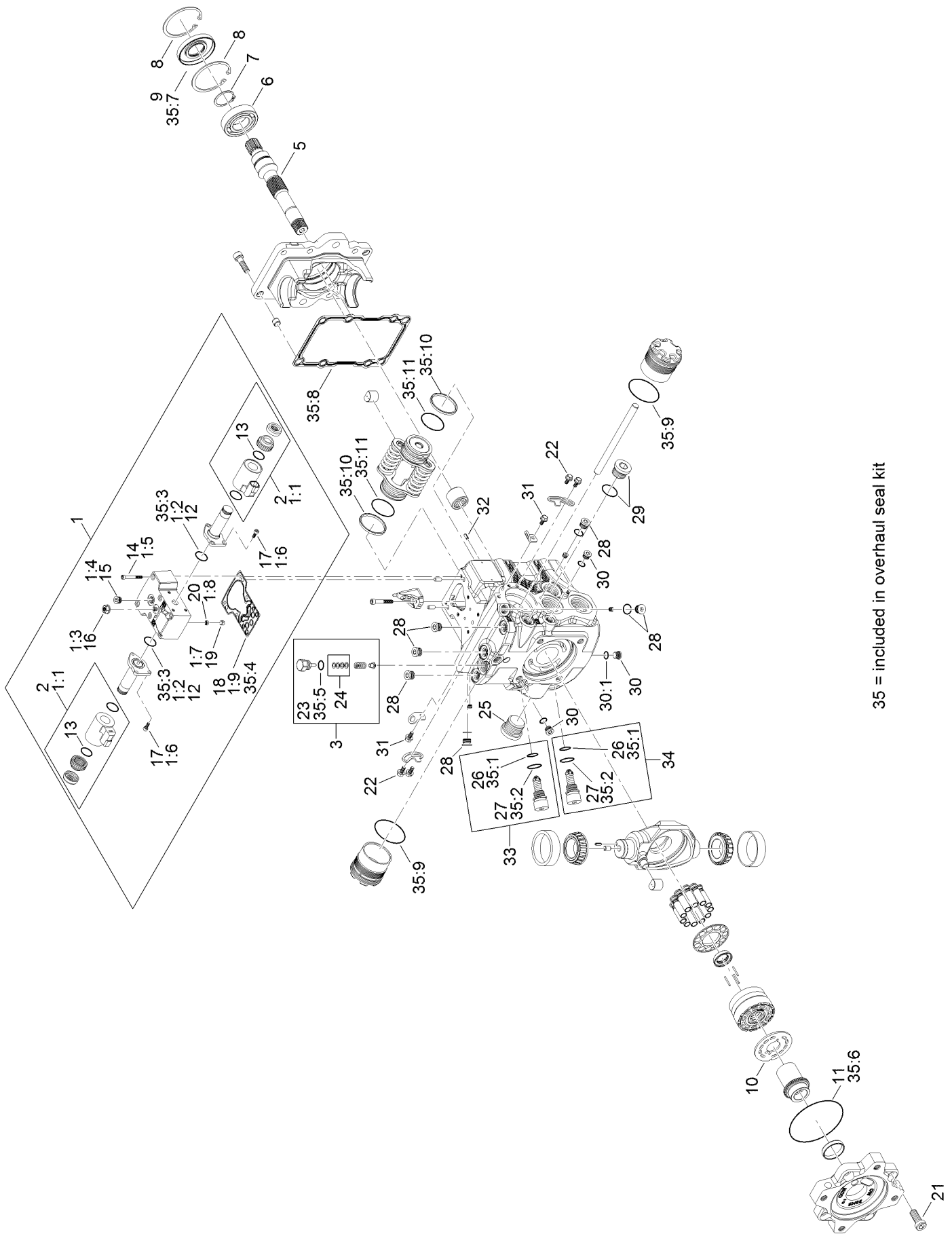


# 4-Section Gear Pump Assembly No. 120-8904 (continued)

<i>Ref.</i>	<i>Part Number</i>	<i>Qty.</i>	<i>Description</i>
1	115-3776	1	Seal Kit
2	121-1721	4	Bolt

<i>Ref.</i>	<i>Part Number</i>	<i>Qty.</i>	<i>Description</i>
3	121-1722	4	Washer
4	120-6284	3	Hub-Connecting

# Hydraulic Pump Assembly No. 132-6100

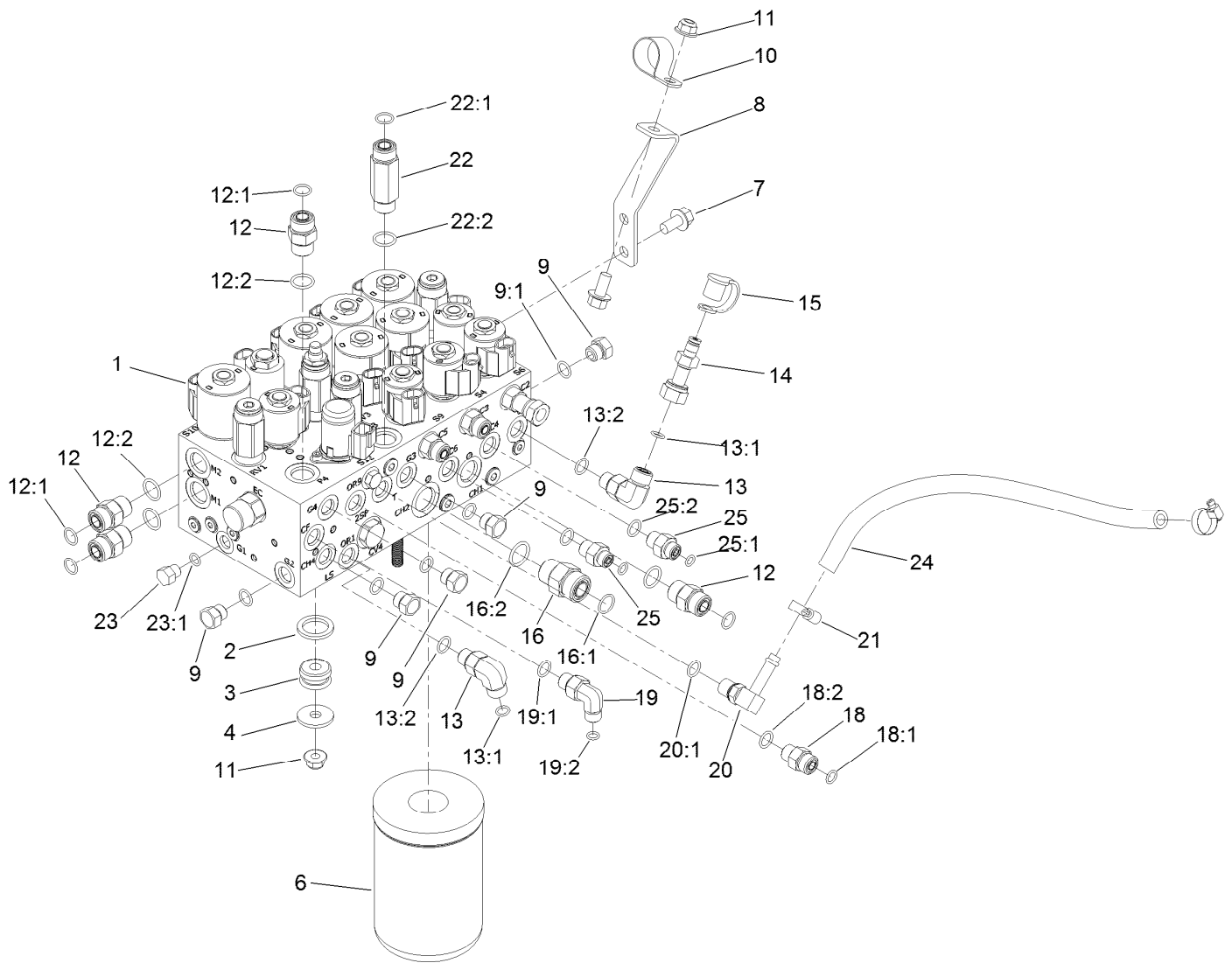


35 = included in overhaul seal kit

# Hydraulic Pump Assembly No. 132-6100 (continued)

<i>Ref.</i>	<i>Part Number</i>	<i>Qty.</i>	<i>Description</i>	<i>Ref.</i>	<i>Part Number</i>	<i>Qty.</i>	<i>Description</i>
1	132-6203	1	Control Kit	21	125-5282	4	Screw
1:1	132-6204	2	Coil Kit	22	125-5270	4	Screw
1:2	125-5288	2	O-Ring	23	125-5298	1	O-Ring
1:3	125-5273	1	Nut-Seal	24	92-1353	1	Shim Kit
1:4	125-5302	1	Plug	25	125-5301	1	Plug
1:5	125-5274	6	Screw	26	75-0240	2	O-Ring
1:6	125-5272	6	Screw	27	84-0560	2	O-Ring
1:7	125-5269	1	Ring-Locking	28	69-3080	6	Plug
1:8	125-5266	1	Screen	29	69-3130	1	Plug
1:9	125-5283	1	Gasket-Control	30	75-0170	3	Plug-Thread, Straight
2	132-6204	2	Coil Kit	30:1	92-8777	1	O-Ring
3	136-4397	1	Charge Relief Kit	31	125-5270	2	Screw
5	136-4399	1	Shaft	32	110-6485	1	Pin-Slotted
6	75-0460	1	Bearing-Ball	33	136-4393	1	Valve-Relief, High Pressure
7	125-5280	1	Ring-Retaining	34	136-4392	1	Valve-Relief, High Pressure
8	131-8616	2	Ring-Retaining	35	132-6205	1	Overhaul Seal Kit
9	127-6214	1	Seal-Lip	35:1	75-0240	2	O-Ring
10	136-4398	1	Valve Plate	35:2	84-0560	2	O-Ring
11	132-6206	1	O-Ring	35:3	125-5288	2	O-Ring
12	125-5288	2	O-Ring	35:4	125-5283	1	Gasket-Control
13	131-7388	2	O-Ring	35:5	125-5298	1	O-Ring
14	125-5274	6	Screw	35:6	132-6206	1	O-Ring
15	125-5302	1	Plug	35:7	127-6214	1	Seal-Lip
16	125-5273	1	Nut-Seal	35:8		1	Gasket ●
17	125-5272	6	Screw	35:9		2	O-Ring ●
18	125-5283	1	Gasket-Control	35:10		2	Piston Ring ●
19	125-5269	1	Ring-Locking	35:11		2	O-Ring ●
20	125-5266	1	Screen				

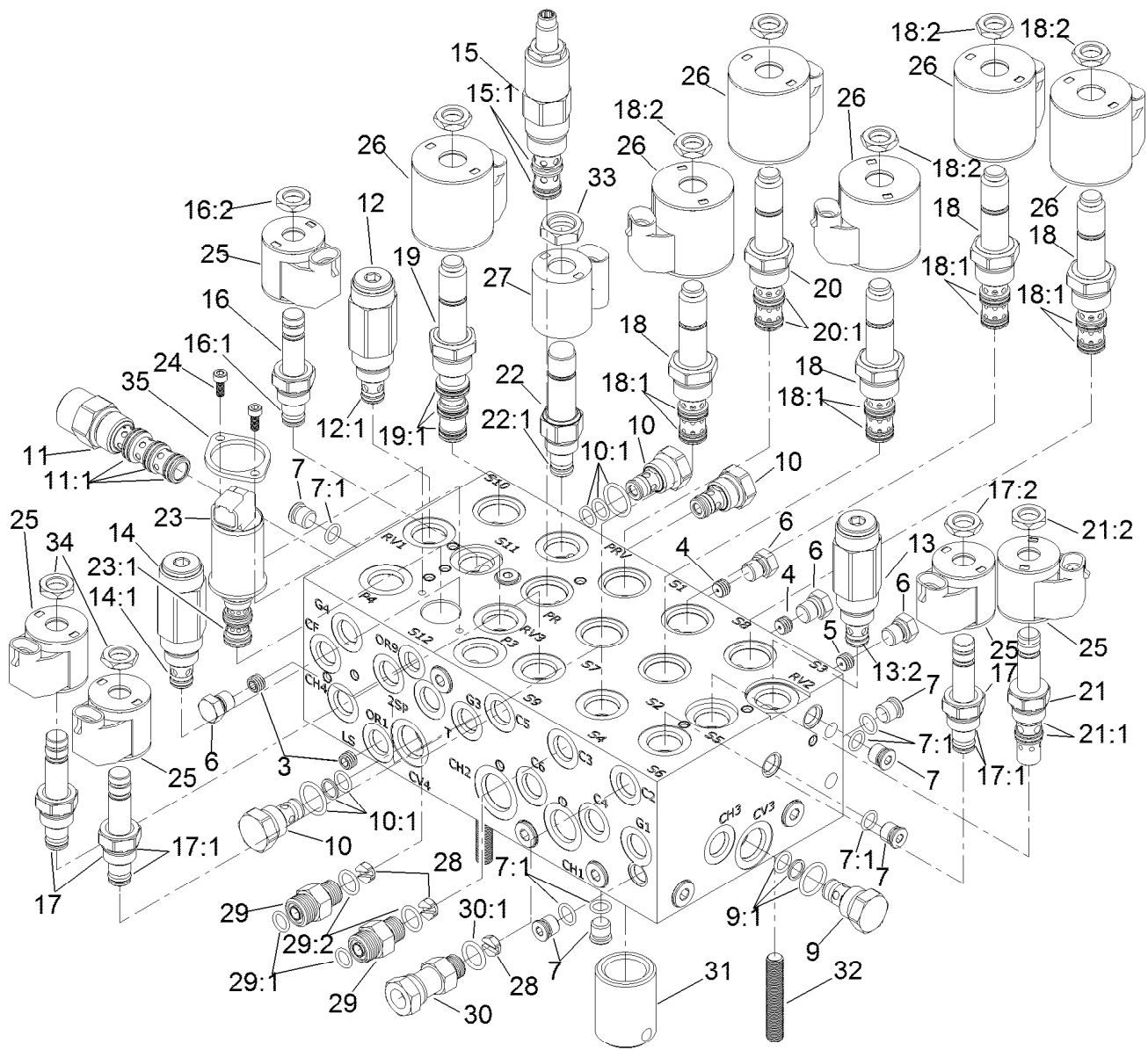
● Not serviced separately



## Combination Manifold Assembly

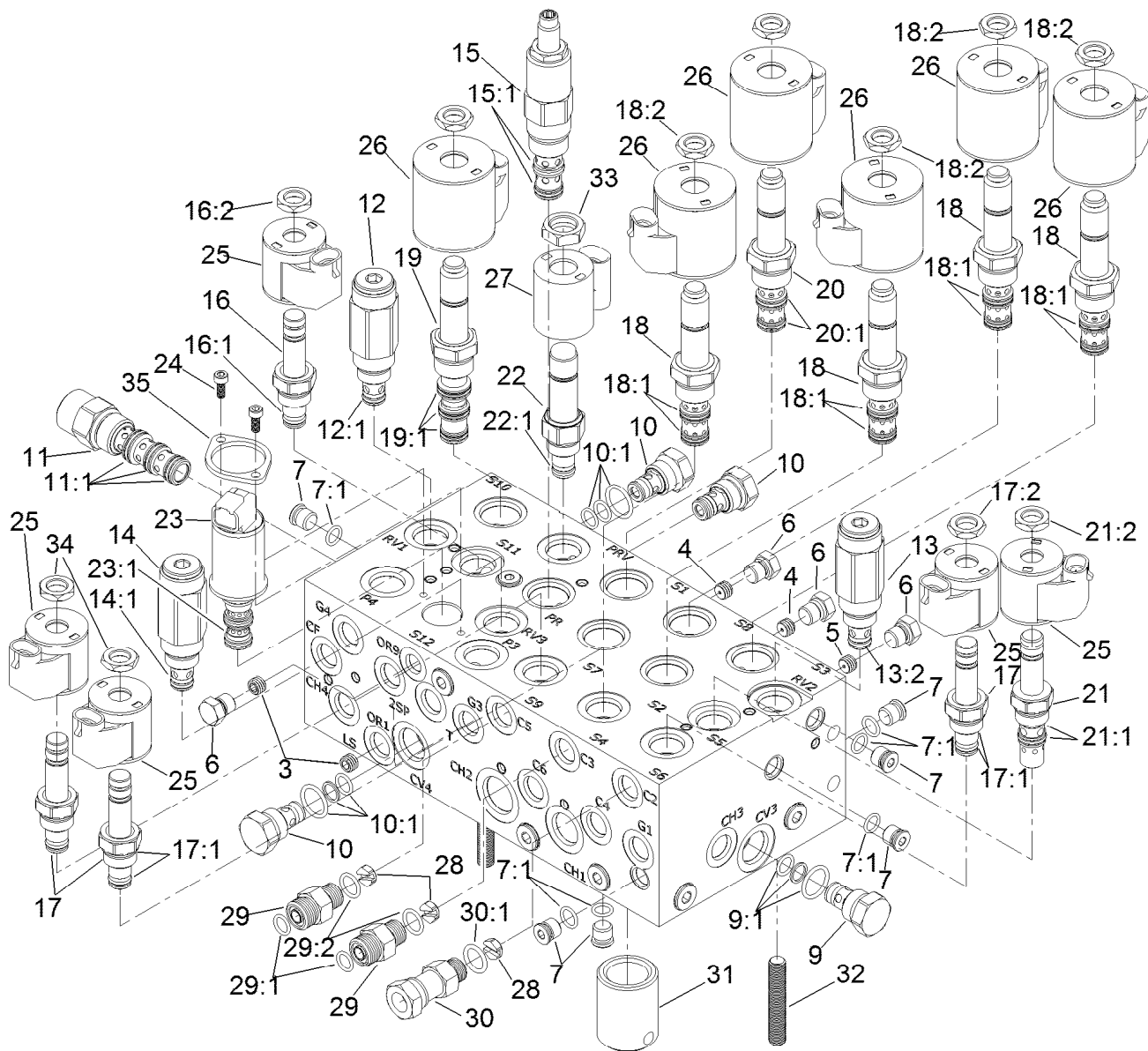
Ref.	Part Number	Qty.	Description	Ref.	Part Number	Qty.	Description
1	137-5582	1	Manifold-Combination	16:2	237-80	1	O-Ring
2	92-2650	3	Spacer-Clutch	18	340-2	1	Fitting-Straight
3	63-9750	3	Mount	18:1	237-22	1	O-Ring
4	63-8410	3	Washer	18:2	237-42	1	O-Ring
6	75-1310	1	Filter-HYD	19	340-82	1	Fitting-Elbow, 90 DEG
7	3234-1	3	Screw-HHF	19:1	237-42	1	O-Ring
8	121-1542	1	Plate-Mount, Hose	19:2	237-21	1	O-Ring
9	353-508	5	Plug-HH	20	100-4887	1	Fitting-Elbow, 90
9:1	237-42	1	O-Ring	20:1	237-42	1	O-Ring
10	2412-126	1	R-Clamp	21	2412-36	2	Clamp-Hose
11	104-8301	4	Nut-HF, NI	22	119-4854	1	Fitting-STR
12	340-4	4	Fitting-Straight	22:1	237-30	1	O-Ring
12:1	237-30	1	O-Ring	22:2	237-79	1	O-Ring
12:2	237-79	1	O-Ring	23	353-512	1	Plug
13	340-77	2	Fitting-Elbow, 90 DEG	23:1	237-78	1	O-Ring
13:1	237-22	1	O-Ring	24	87-5730	1	Hose
13:2	237-42	1	O-Ring	25	340-1	2	Fitting-Straight
14	86-5480	1	Nipple-Test	25:1	237-21	1	O-Ring
15	354-79	1	Cap-Dust	25:2	237-42	1	O-Ring
16	340-7	1	Fitting-Straight				
16:1	237-65	1	O-Ring				





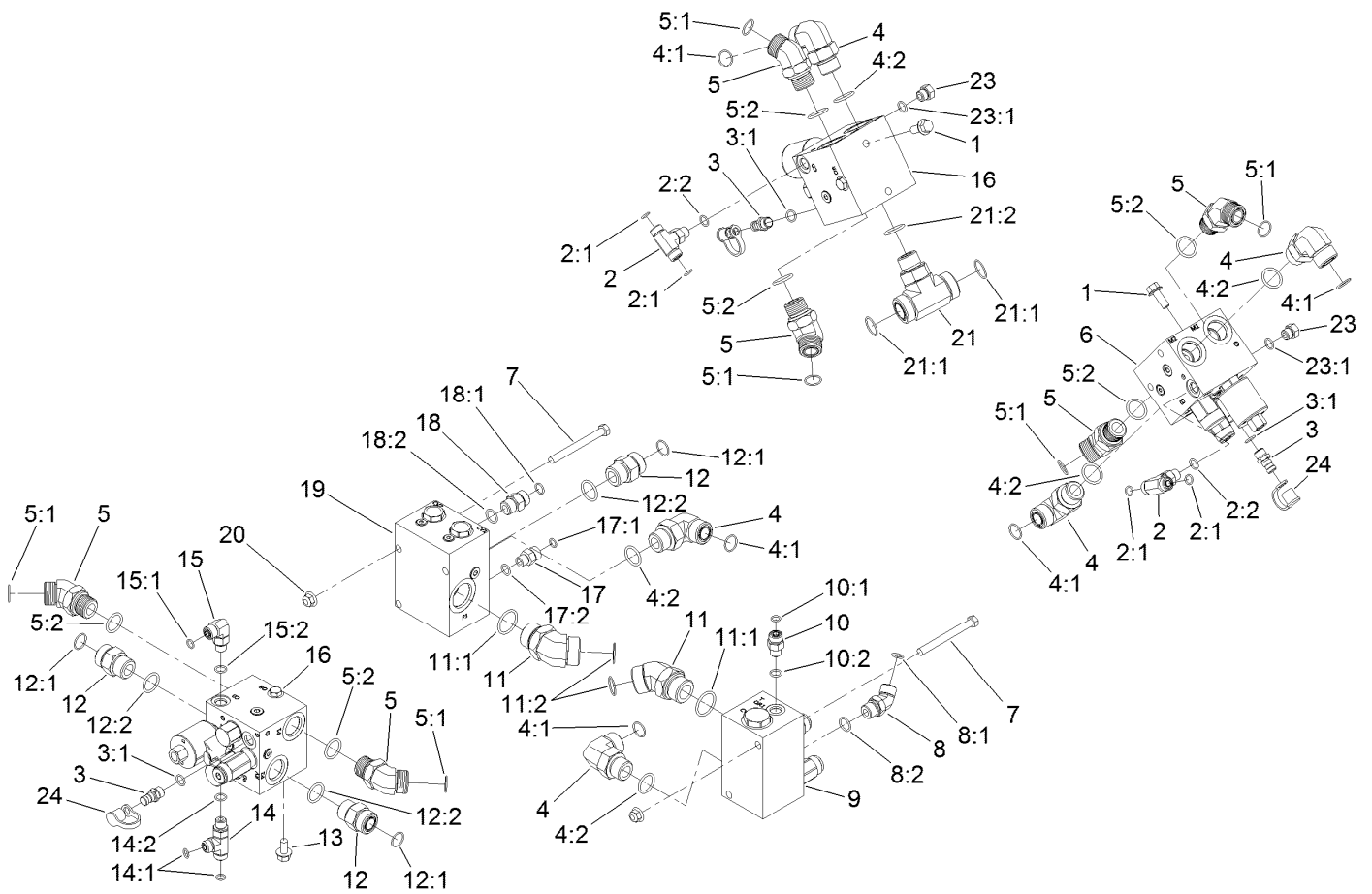
## Combination Manifold Assembly No. 137-5582

Ref.	Part Number	Qty.	Description	Ref.	Part Number	Qty.	Description
3	136-4363	2	Orifice-0.028	16:1	105-9156	1	Seal Kit
4	112-6538	2	Orifice (.063 Inch)	16:2	110-2634	1	Nut-Coil
5	110-8883	1	Plug-Orifice (0.040)	17	112-9206	3	Solenoid Valve ASM
6	117-0115	4	Plug	17:1	105-9156	1	Seal Kit
7	353-990	14	Plug ASM	17:2	110-2634	1	Nut-Coil
7:1	237-78	1	O-Ring	18	115-5400	4	Solenoid Valve ASM
9	114-2873	1	Check Valve ASM	18:1	107-7813	1	Seal Kit
9:1	105-9156	1	Seal Kit	18:2	110-2634	1	Nut-Coil
10	105-9321	3	Check Valve ASM	19	115-3023	1	Solenoid Valve ASM
10:1	105-9156	1	Seal Kit	19:1	110-8908	1	Spool Valve Seal Kit
11	115-5409	1	Compensator ASM	20	125-7556	1	Solenoid Valve ASM
11:1	110-8908	1	Spool Valve Seal Kit	20:1	107-7813	1	Seal Kit
12	125-7560	1	Relief Valve ASM	21	115-5405	1	Solenoid Valve ASM
12:1	105-9156	1	Seal Kit	21:1	115-5413	1	Seal Kit
13	105-9844	1	Valve-Relief	21:2	110-2634	1	Nut-Coil
13:2	105-9156	1	Seal Kit	22	125-7555	1	Proportional Relief Valve ASM
14	125-7558	1	Relief Valve ASM	22:1	110-6316	1	Seal Kit
14:1	105-9156	1	Seal Kit	23	138-3828	1	Valve-Solenoid, 3 Way 2 Position
15	127-3663	1	Valve-Pressure Reducing	23:1	138-3831	1	Seal Kit
15:1	105-9154	1	Seal Kit				
16	107-7516	1	Solenoid Valve ASM				



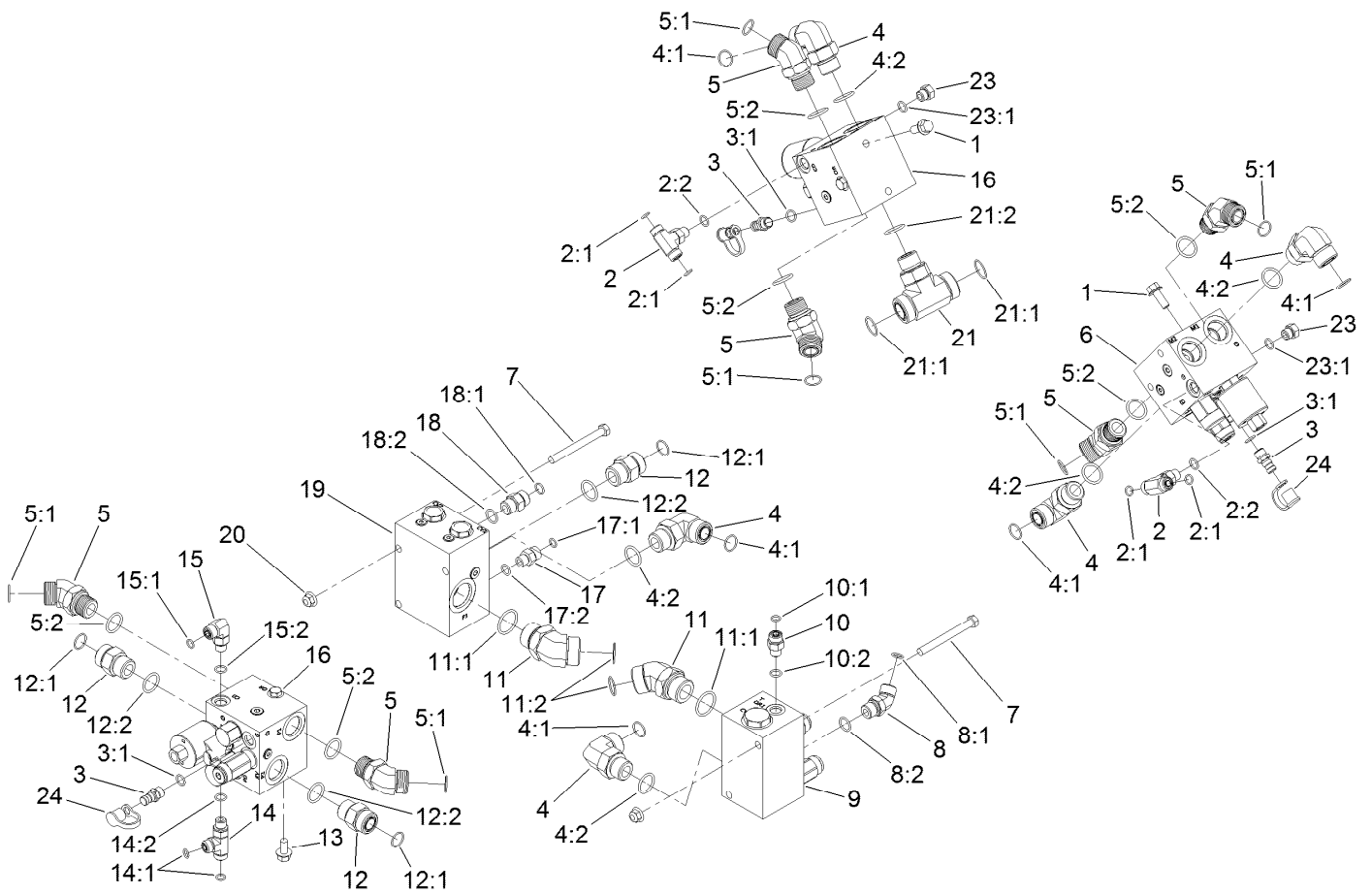
## Combination Manifold Assembly No. 137-5582 (continued)

Ref.	Part Number	Qty.	Description	Ref.	Part Number	Qty.	Description
24	138-3827	2	Screw	30	104-3779	1	Connector-Swivel, Straight
25	110-0497	5	Coil-Solenoid	30:1	237-42	1	O-Ring
26	110-6344	6	Coil-12V, DC	31	125-7551	1	Nipple-Filter
27	125-7553	1	E-Coil, 12Vdc	32	130-2661	3	Stud-Manifold
28	125-7552	3	Orifice-Check, .070 DIA	33	125-7550	1	Nut-Coil
29	340-2	2	Fitting-Straight	34	110-2634	11	Nut-Coil
29:1	237-22	1	O-Ring	35	138-3825	1	Plate-Mounting, Standard
29:2	237-42	1	O-Ring				



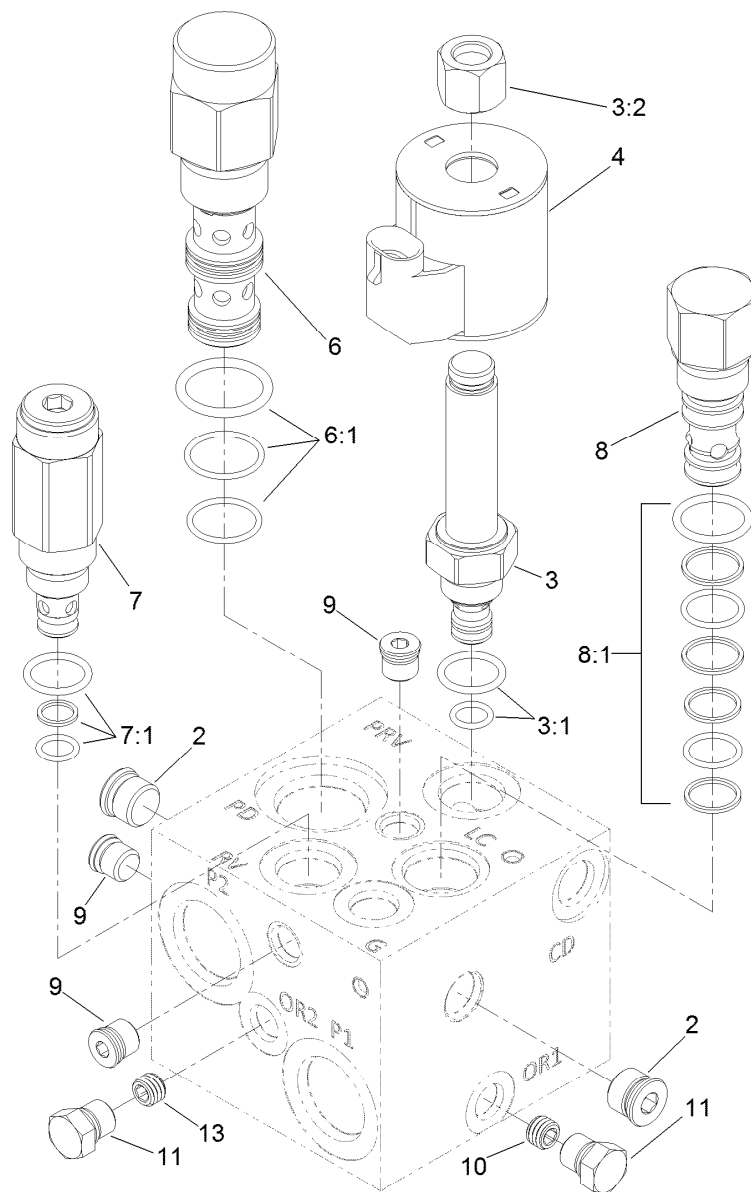
## Manifold Block Assembly

Ref.	Part Number	Qty.	Description	Ref.	Part Number	Qty.	Description
1	3234-11	4	Screw-HHF	11	104-3509	2	Fitting-HYD, 45 DEG
2	340-94	2	Adapter	11:1	237-146	1	O-Ring
2:1	237-22	2	O-Ring	11:2	340-65	1	O-Ring
2:2	237-42	1	O-Ring	12	340-9	3	Fitting-STR
3	59-7410	3	Fitting-Diagnostic	12:1	237-58	1	O-Ring
3:1	237-42	1	O-Ring	12:2	237-81	1	O-Ring
4	340-142	5	Fitting-Elbow, 90 DEG	13	3234-1	2	Screw-HHF
4:1	237-58	1	O-Ring	14	340-86	1	Fitting-Tee
4:2	237-81	1	O-Ring	14:1	237-22	2	O-Ring
5	100-5530	6	Fitting-45 DEG	14:2	237-42	1	O-Ring
5:1	237-58	1	O-Ring	15	340-77	1	Fitting-Elbow, 90 DEG
5:2	237-81	1	O-Ring	15:1	237-22	1	O-Ring
6	131-1249	1	Manifold-PTO, Left	15:2	237-42	1	O-Ring
7	323-42	4	Screw-HH	16	131-1248	2	Center And Right PTO Manifold ASM
8	340-101	1	Fitting-HYD, 45 DEG	17	92-9258	1	Adapter-Check
8:1	237-30	1	O-Ring	17:1	237-22	1	O-Ring
8:2	237-79	1	O-Ring	17:2	237-42	1	O-Ring
9	121-1530	1	Manifold-Traction, Rear	18	100-4890	1	Fitting-Check
10	340-2	1	Fitting-Straight	18:1	237-79	1	O-Ring
10:1	237-22	1	O-Ring	18:2	237-30	1	O-Ring
10:2	237-42	1	O-Ring				



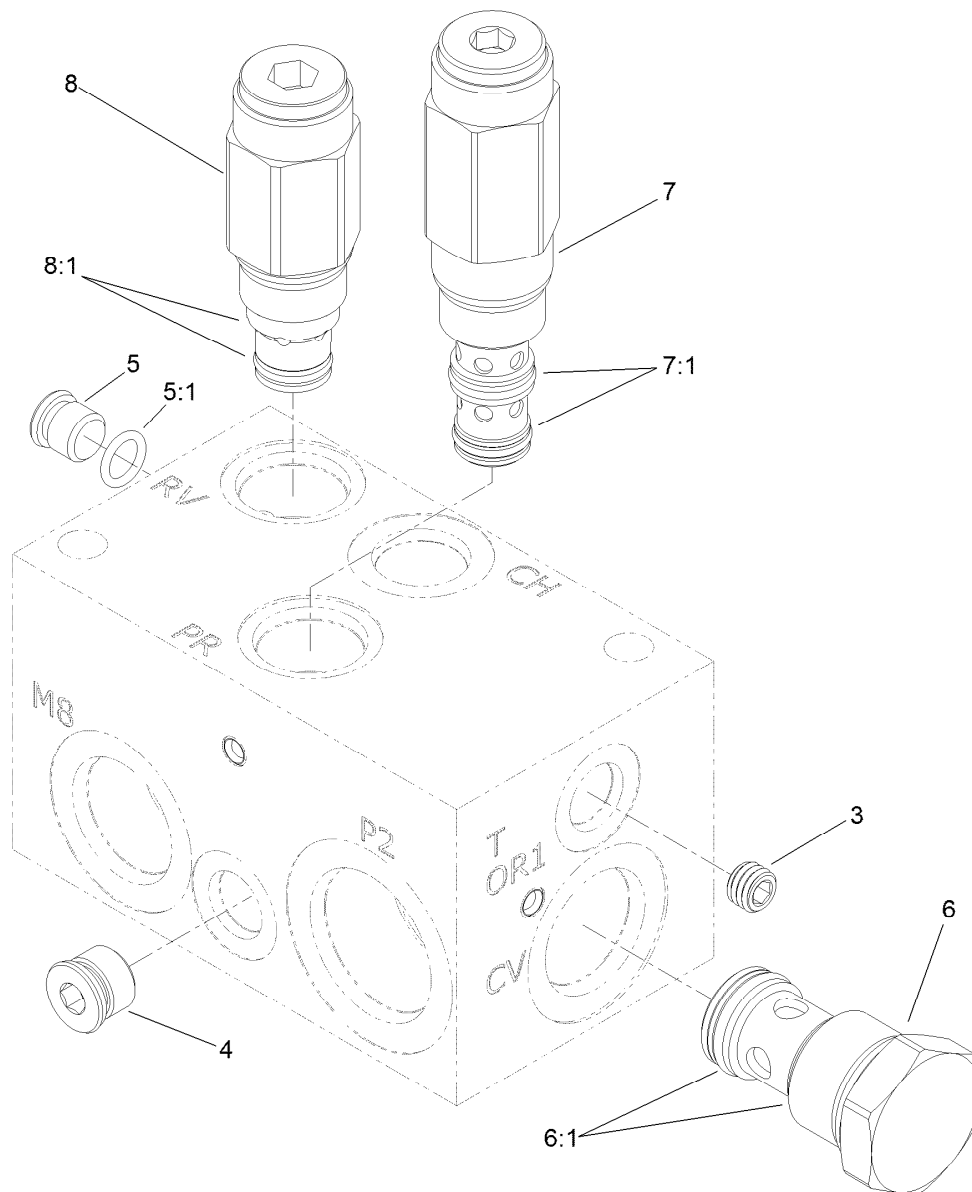
## Manifold Block Assembly (continued)

<i>Ref.</i>	<i>Part Number</i>	<i>Qty.</i>	<i>Description</i>	<i>Ref.</i>	<i>Part Number</i>	<i>Qty.</i>	<i>Description</i>
19	121-1550	1	Flow Divider Manifold ASM	21:2	237-81	1	O-Ring
20	104-8301	4	Nut-HF, NI	23	353-508	2	Plug-HH
21	120-8825	1	Fitting-Tee	23:1	237-42	1	O-Ring
21:1	340-65	2	O-Ring	24	354-79	3	Cap-Dust



## Left PTO Manifold Assembly No. 131-1249

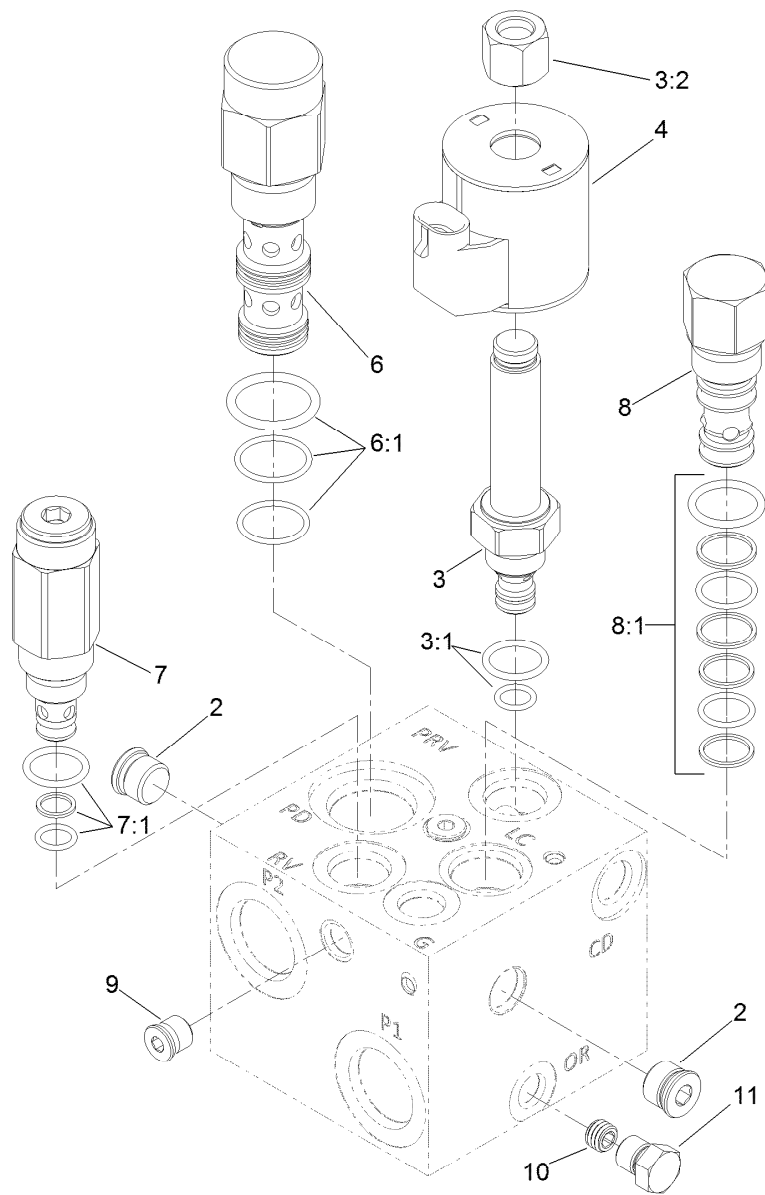
Ref.	Part Number	Qty.	Description
2	112-9213	2	Plug
3	117-0227	1	Valve-Relief, Proportional
3:1	105-9156	1	Seal Kit
3:2	130-8180	1	Nut-Coil (9/16-24 Unef-2B)
4	110-6344	1	Coil-12V, DC
6	125-4327	1	Valve-Directional, Pilot
6:1	114-5515	1	Seal Kit
7	114-5512	1	Valve-Relief, 600 PSI
7:1	105-9156	1	Seal Kit
8	105-9153	1	Element-Logic, Vented
8:1	119-2159	1	Seal Kit
9	112-9212	3	Plug
10	117-8315	1	Orifice (.025 Inch)
11	117-0115	2	Plug
13	112-6538	1	Orifice (.063 Inch)



## Rear Traction Manifold Assembly No. 121-1530

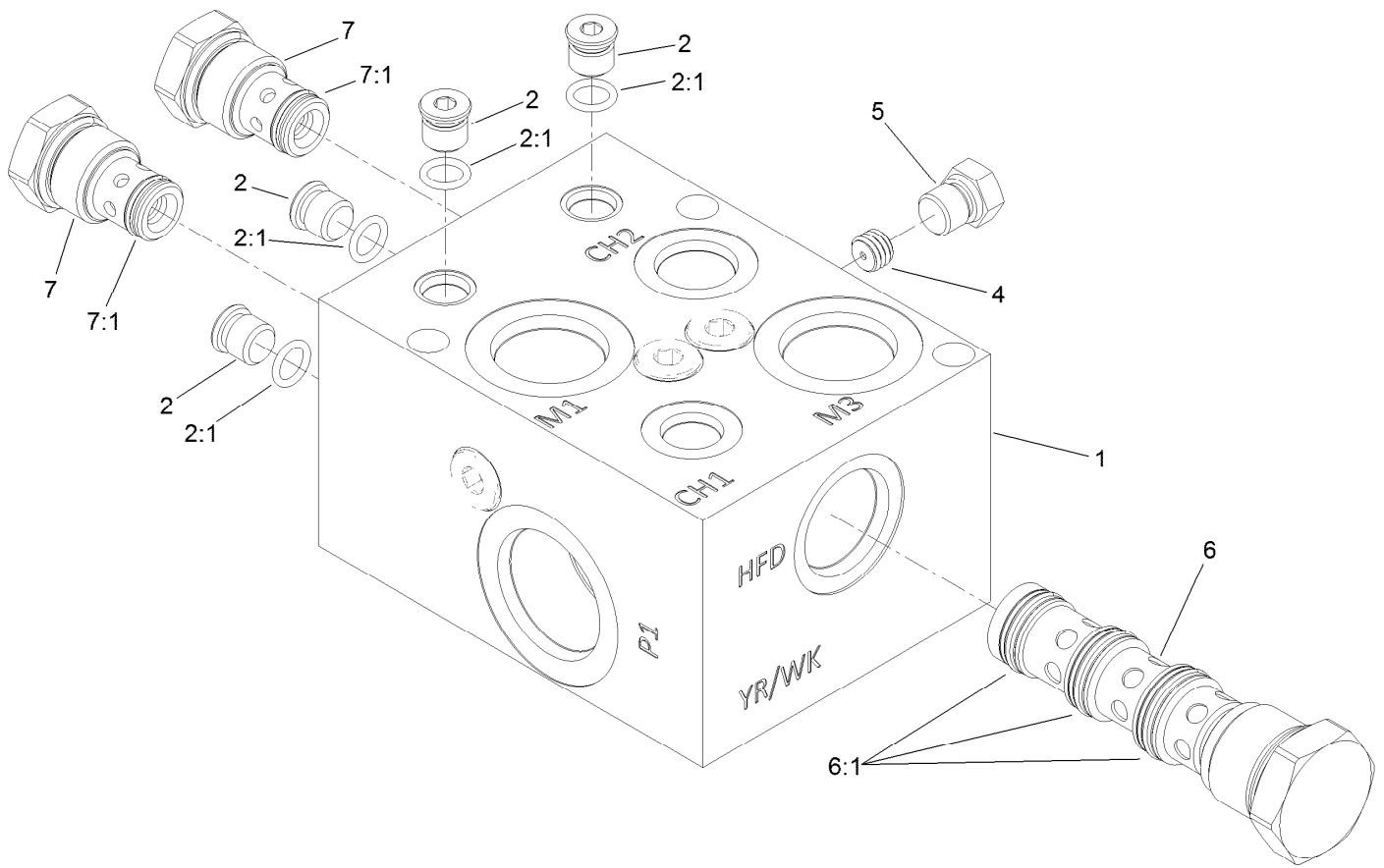
<i>Ref.</i>	<i>Part Number</i>	<i>Qty.</i>	<i>Description</i>
3	110-0495	1	Plug-Orifice (0.050 Inch)
4		1	Plug ●
5	353-990	1	Plug ASM
5:1	237-78	1	O-Ring
6	125-4328	1	Valve-Check
6:1	125-4336	1	Seal Kit
7	136-4362	1	Valve-Reducing
7:1	136-4361	1	Seal Kit
8	125-4331	1	Valve-Relief
8:1	110-6316	1	Seal Kit

● Not serviced separately



## Center and Right PTO Manifold Assembly No. 131-1248

Ref.	Part Number	Qty.	Description
2	112-9213	2	Plug
3	117-0227	1	Valve-Relief, Proportional
3:1	105-9156	1	Seal Kit
3:2	130-8180	1	Nut-Coil (9/16-24 Unef-2B)
4	110-6344	1	Coil-12V, DC
6	125-4327	1	Valve-Directional, Pilot
6:1	114-5515	1	Seal Kit
7	114-5512	1	Valve-Relief, 600 PSI
7:1	105-9156	1	Seal Kit
8	105-9153	1	Element-Logic, Vented
8:1	119-2159	1	Seal Kit
9	112-9212	3	Plug
10	117-8315	1	Orifice (.025 Inch)
11	117-0115	1	Plug

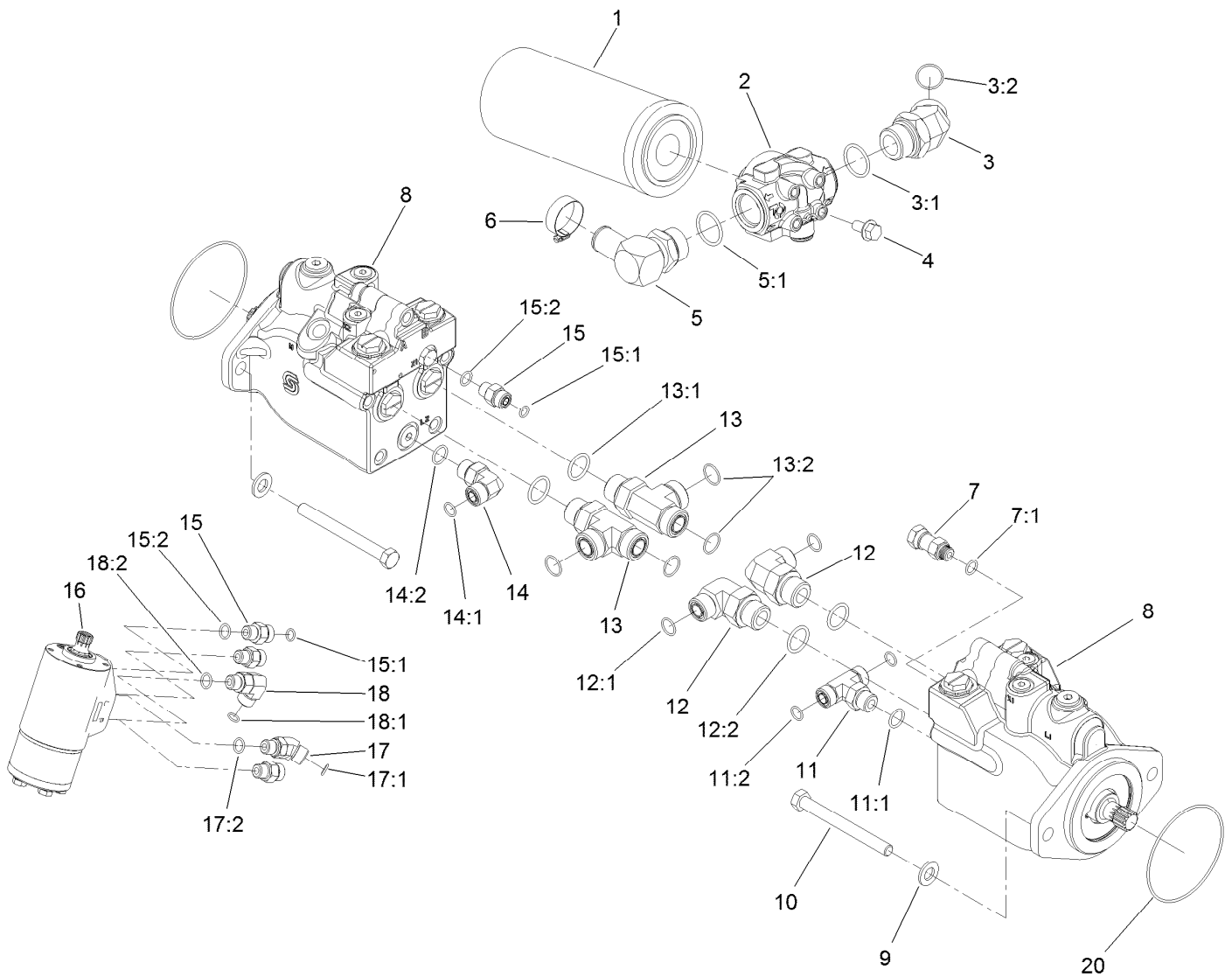


## Flow Divider Manifold Assembly No. 121-1550

Ref.	Part Number	Qty.	Description
1		1	Manifold Block ●
2	353-990	4	Plug ASM
2:1	237-78	1	O-Ring
4	112-6538	1	Orifice (.063 Inch)
5	117-0115	1	Plug
6	125-4332	1	Valve-Flow Divider
6:1	125-4338	1	Seal Kit
7	125-4333	2	Valve-Check
7:1	125-4337	1	Seal Kit

● Not serviced separately

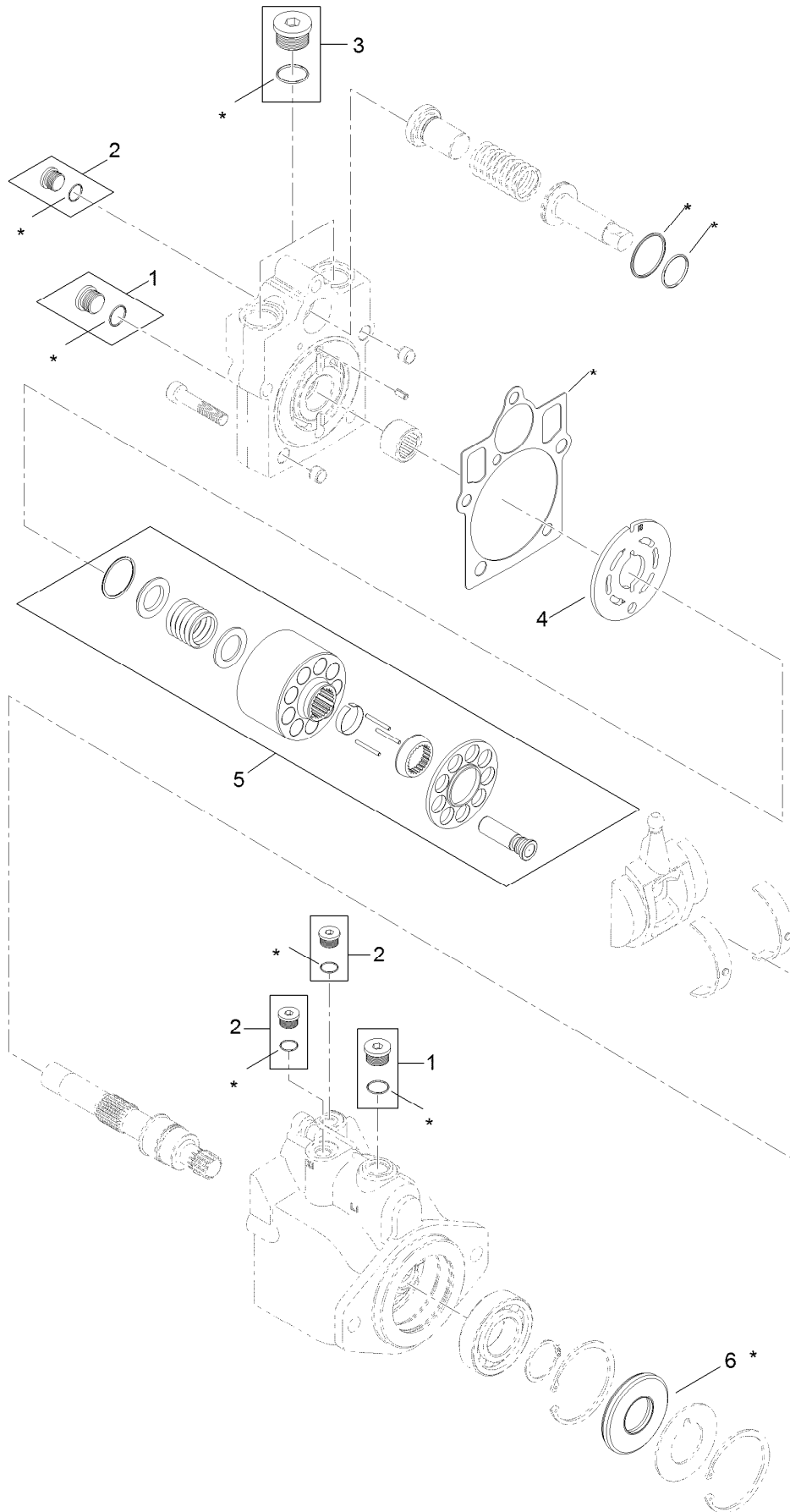




## Drive Motor, Steer Valve and Filter Head Assembly

Ref.	Part Number	Qty.	Description	Ref.	Part Number	Qty.	Description
1	94-2621	1	Element-Filter	12:2	237-65	1	O-Ring
2	121-1577	1	Head-Filter	13	340-148	2	Fitting-Tee
3	104-3509	1	Fitting-HYD, 45 DEG	13:1	237-81	1	O-Ring
3:1	237-146	1	O-Ring	13:2	237-58	2	O-Ring
3:2	340-65	1	O-Ring	14	340-98	1	Fitting-Elbow, 90 DEG
4	3234-1	4	Screw-HHF	14:1	237-79	1	O-Ring
5	23-8910	1	Stem-Barb-90	14:2	237-30	1	O-Ring
5:1	237-146	1	O-Ring	15	340-2	4	Fitting-Straight
6	2412-34	1	Clamp-Hose	15:1	237-22	1	O-Ring
7	104-3779	1	Connector-Swivel, Straight	15:2	237-42	1	O-Ring
7:1	237-42	1	O-Ring	16	132-6256	1	Valve-Steer
8	120-8812	2	HYD Motor ASM	17	340-87	1	Fitting-Elbow, 45 DEG
9	106-9888	4	Washer-Flat	17:1	237-22	1	O-Ring
10	33116-110	4	Screw-HH	17:2	237-42	1	O-Ring
11	340-157	1	Fitting-HYD, Tee	18	340-77	1	Fitting-Elbow, 90 DEG
11:1	237-79	1	O-Ring	18:1	237-22	1	O-Ring
11:2	237-30	2	O-Ring	18:2	237-42	1	O-Ring
12	340-139	2	Fitting-Elbow 90	20	237-166	2	O-Ring
12:1	237-81	1	O-Ring				

# Hydraulic Motor Assembly No. 120-8812



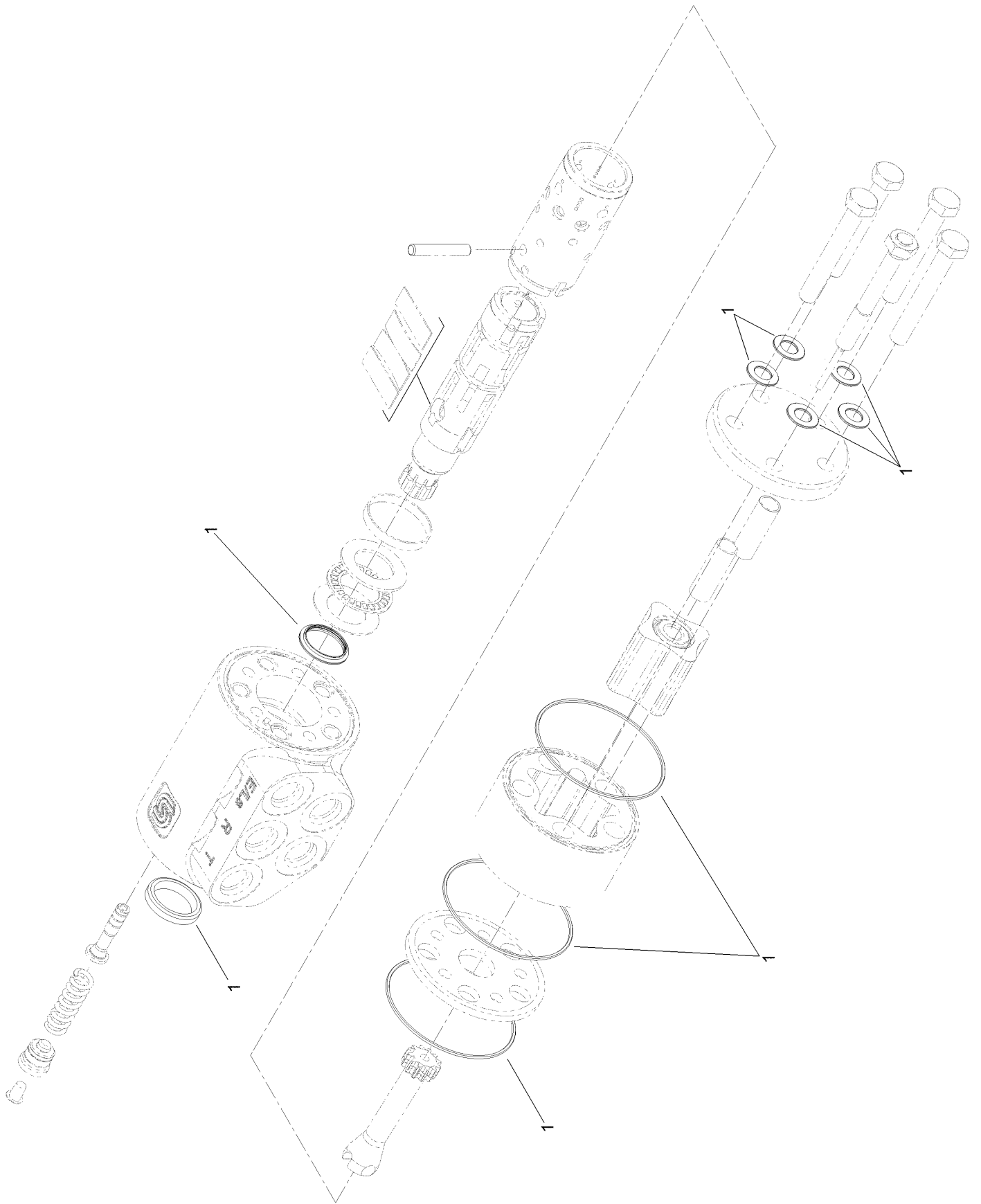
7 = all items with \* are included in overhaul seal kit

# Hydraulic Motor Assembly No. 120-8812 (continued)

<i>Ref.</i>	<i>Part Number</i>	<i>Qty.</i>	<i>Description</i>
1	67-9090	2	Plug
2	75-0070	3	Plug
3	107-4352	1	Plug
4	121-1734	1	Plate-Valve

<i>Ref.</i>	<i>Part Number</i>	<i>Qty.</i>	<i>Description</i>
5	121-1735	1	Cylinder Block Kit
6	69-3190	1	Seal-Lip
7	121-1736	1	Overhaul Seal Kit

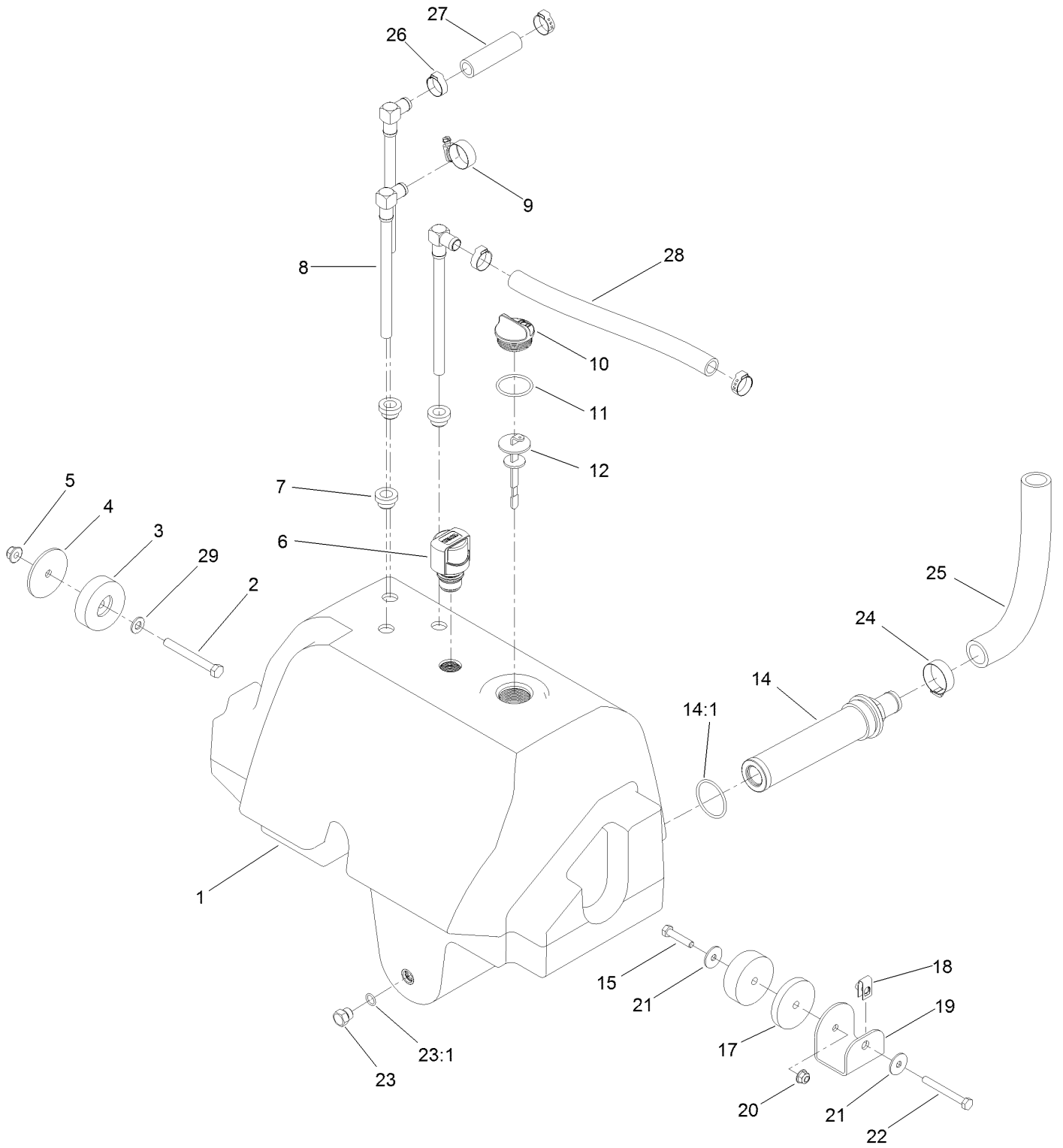
# Steering Valve Assembly No. 132-6256



# Steering Valve Assembly No. 132-6256 (continued)

<i>Ref.</i>	<i>Part Number</i>	<i>Qty.</i>	<i>Description</i>
1	106-6716	1	Seal Kit

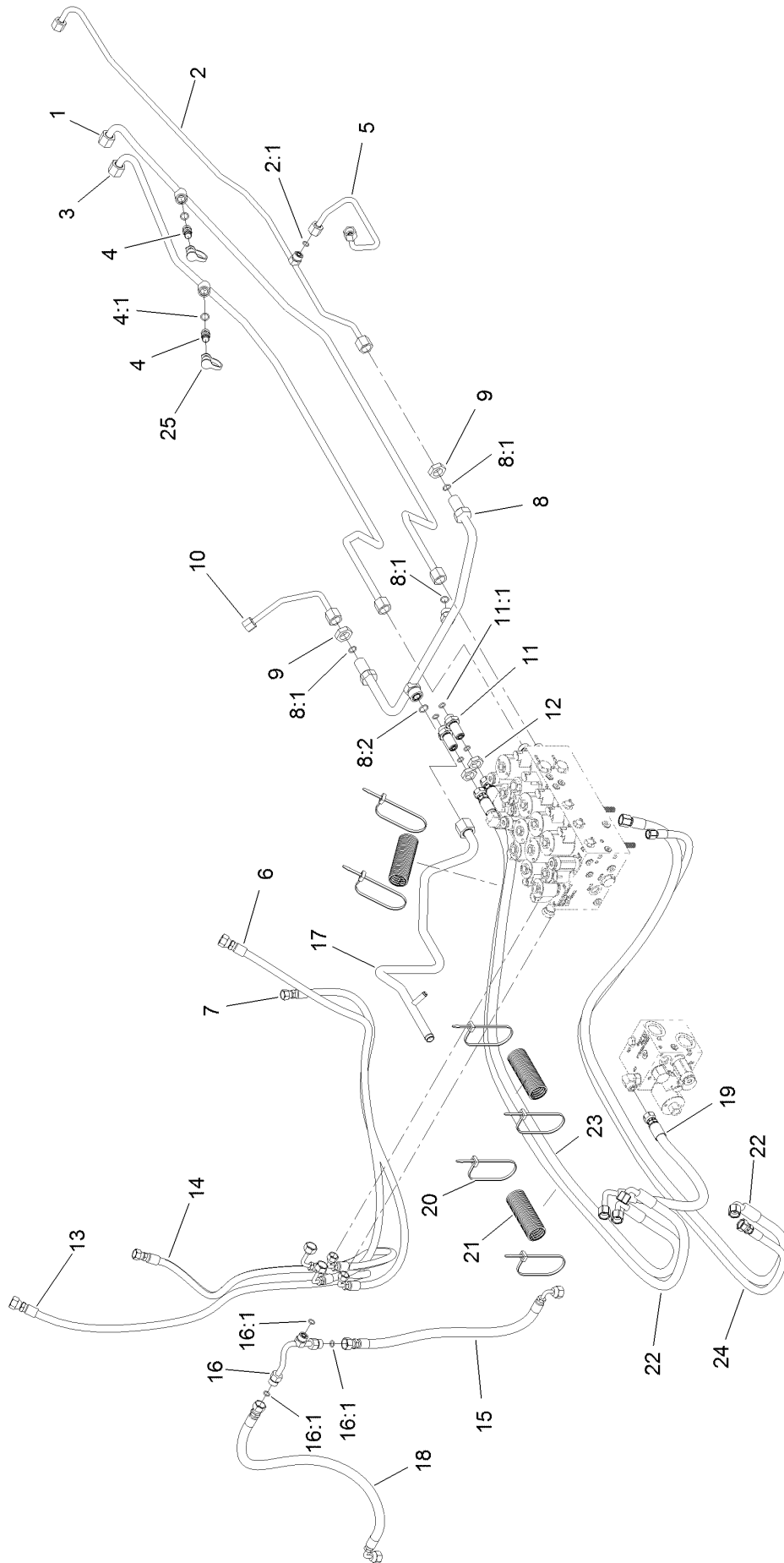
# Hydraulic Reservoir Assembly



## Hydraulic Reservoir Assembly (continued)

<i>Ref.</i>	<i>Part Number</i>	<i>Qty.</i>	<i>Description</i>	<i>Ref.</i>	<i>Part Number</i>	<i>Qty.</i>	<i>Description</i>
1	120-9077	1	Reservoir-HYD	17	121-1533	1	Spacer-Thick
2	323-20	1	Screw-HH	18	115-7721	1	Nut-Clip, U
3	108-1605	2	Bumper-Recess	19	121-1557-03	1	Mount-Tank
4	121-1456	1	Spacer-Thin	20	104-8300	1	Nut-HF, NI
5	104-8301	1	Nut-HF, NI	21	3256-82	2	Washer-Flat
6	115-9793	1	Breather	22	322-13	1	Screw-HH
7	104-0790	3	Bushing	23	353-508	1	Plug-HH
8	114-0002	3	Pipe-Stand	23:1	237-42	1	O-Ring
9	2412-129	1	Clamp-Hose	24	2412-34	1	Clamp-Hose
10	93-7498	1	Plug-Plastic	25	120-8810	1	Hose-Strainer
11	237-101	1	O-Ring	26	115-5436	4	Clamp-Hose, Crimp
12	112-6365	1	Dipstick	27	114-4920	1	Hose
14	104-7546	1	Tank Strainer ASM	28	121-1521	1	Hose
14:1	340-136	1	O-Ring	29	3256-24	1	Washer-Flat
15	322-7	1	Screw-HH				

# Lift, Steer and Fan Hydraulic Assembly

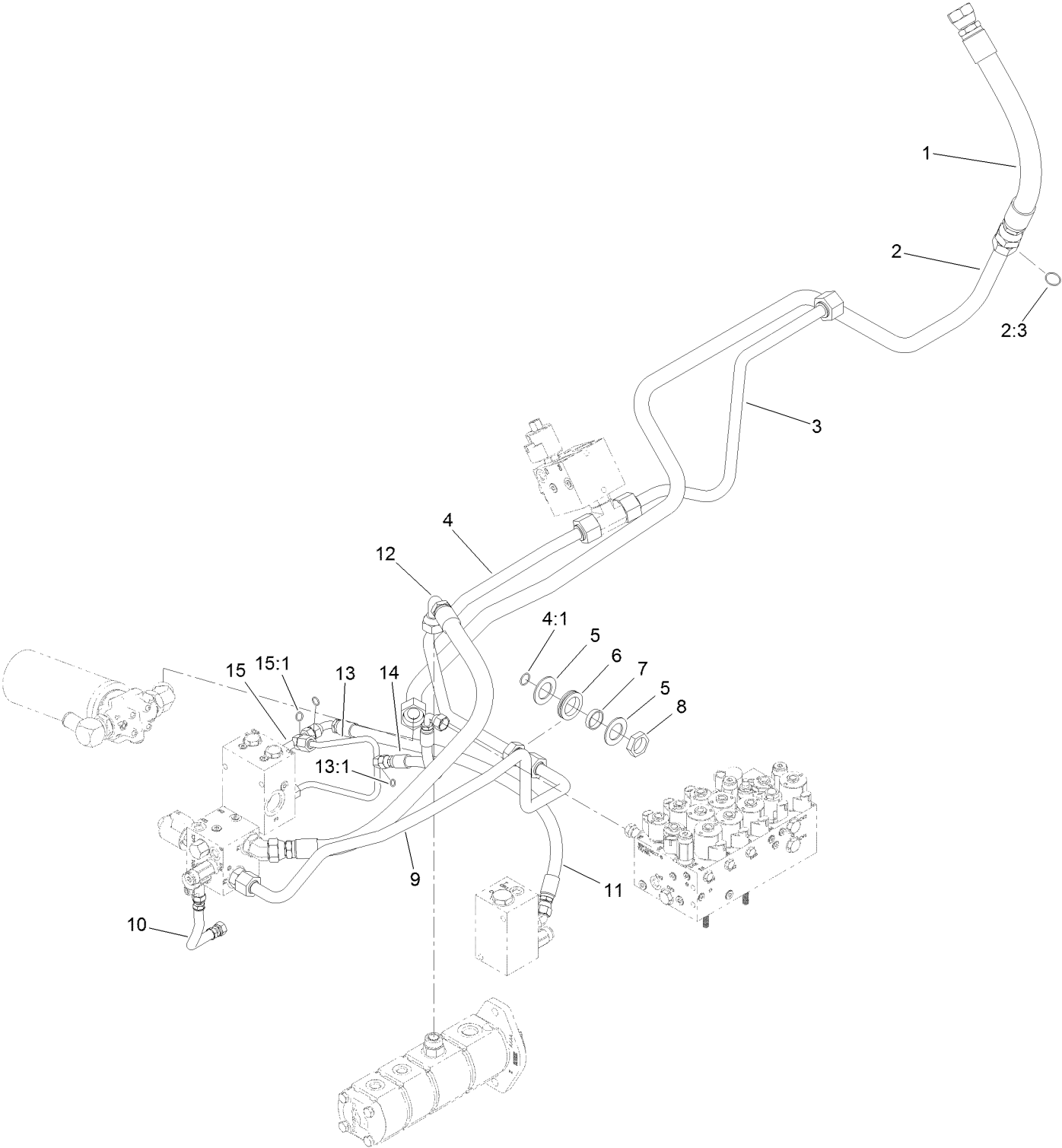




## Lift, Steer and Fan Hydraulic Assembly (continued)

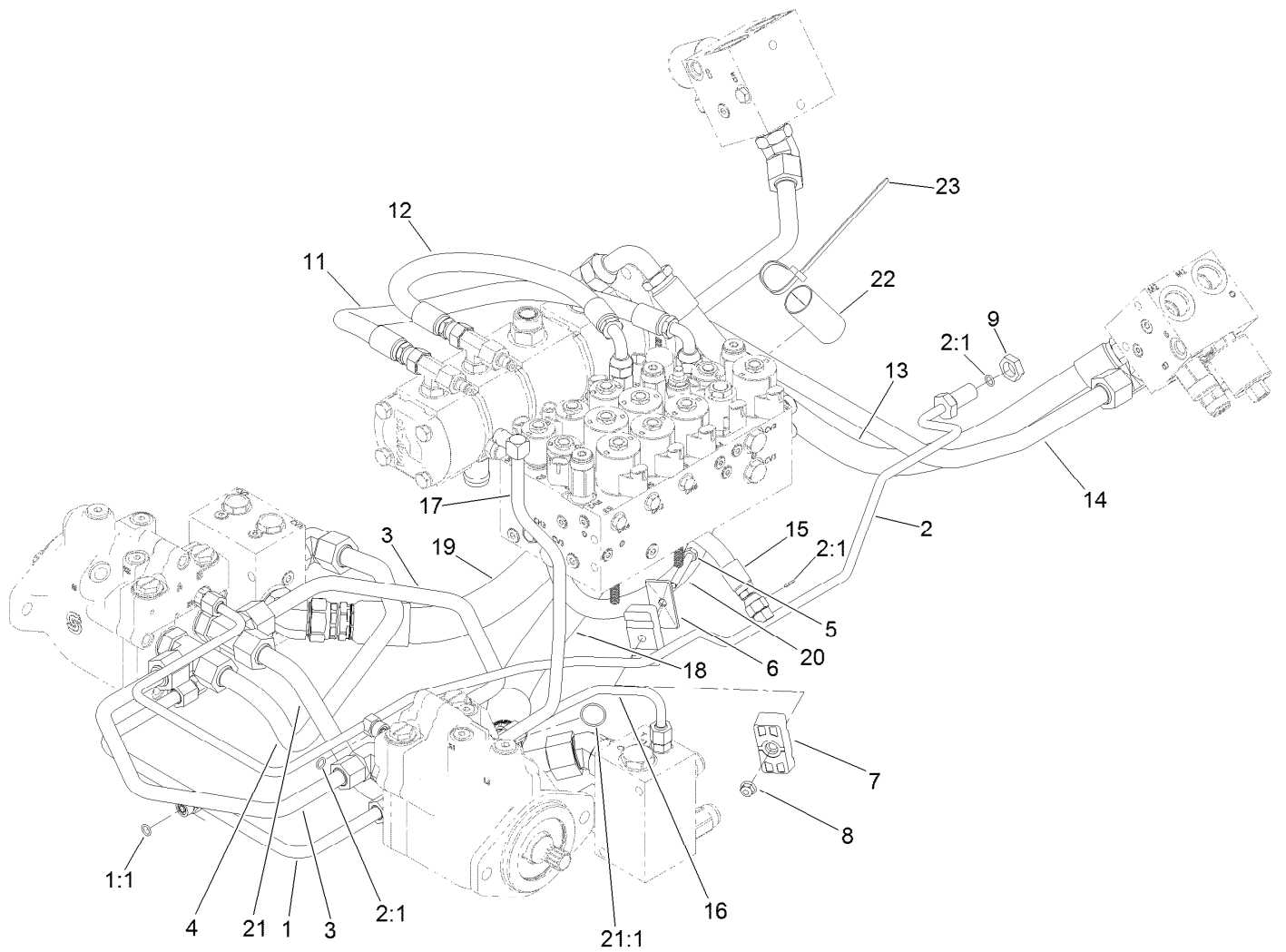
<i>Ref.</i>	<i>Part Number</i>	<i>Qty.</i>	<i>Description</i>	<i>Ref.</i>	<i>Part Number</i>	<i>Qty.</i>	<i>Description</i>
1	120-9074	1	Tube-Fan	12	340-70	2	Nut-Lock
2	120-8966	1	Tube-Drain, Fan	13	127-3736	1	Hose-HYD
2:1	237-22	1	O-Ring	14	100-3833	1	Hose-HYD
3	120-9075	1	Tube-Fan	15	121-1567	1	Hose-HYD
4	59-7410	2	Fitting-Diagnostic	16	121-1565	1	Tube-Tee
4:1	237-42	1	O-Ring	16:1	237-22	3	O-Ring
5	132-6145	1	Tube-HYD	17	121-1510	1	Tube-HYD
6	127-3737	1	Hose-HYD	18	121-1566	1	Hose-HYD
7	127-3738	1	Hose-HYD	19	139-0950	1	Hose ASM
8	121-1509	1	Tube-HYD	20	3290-378	7	Tie-Cable
8:1	237-30	3	O-Ring	21	121-1544	3	Cover-Hose
8:2	237-65	1	O-Ring	22	137-5575	2	Hose ASM
9	340-127	2	Nut-Bulkhead	23	137-5577	1	Hose ASM
10	132-6146	1	Tube-HYD	24	137-5576	1	Hose ASM
11	340-71	2	Fitting-Straight, Bulkhead	25	354-79	2	Cap-Dust
11:1	237-22	2	O-Ring				

# Oil Cooler Hydraulic Assembly



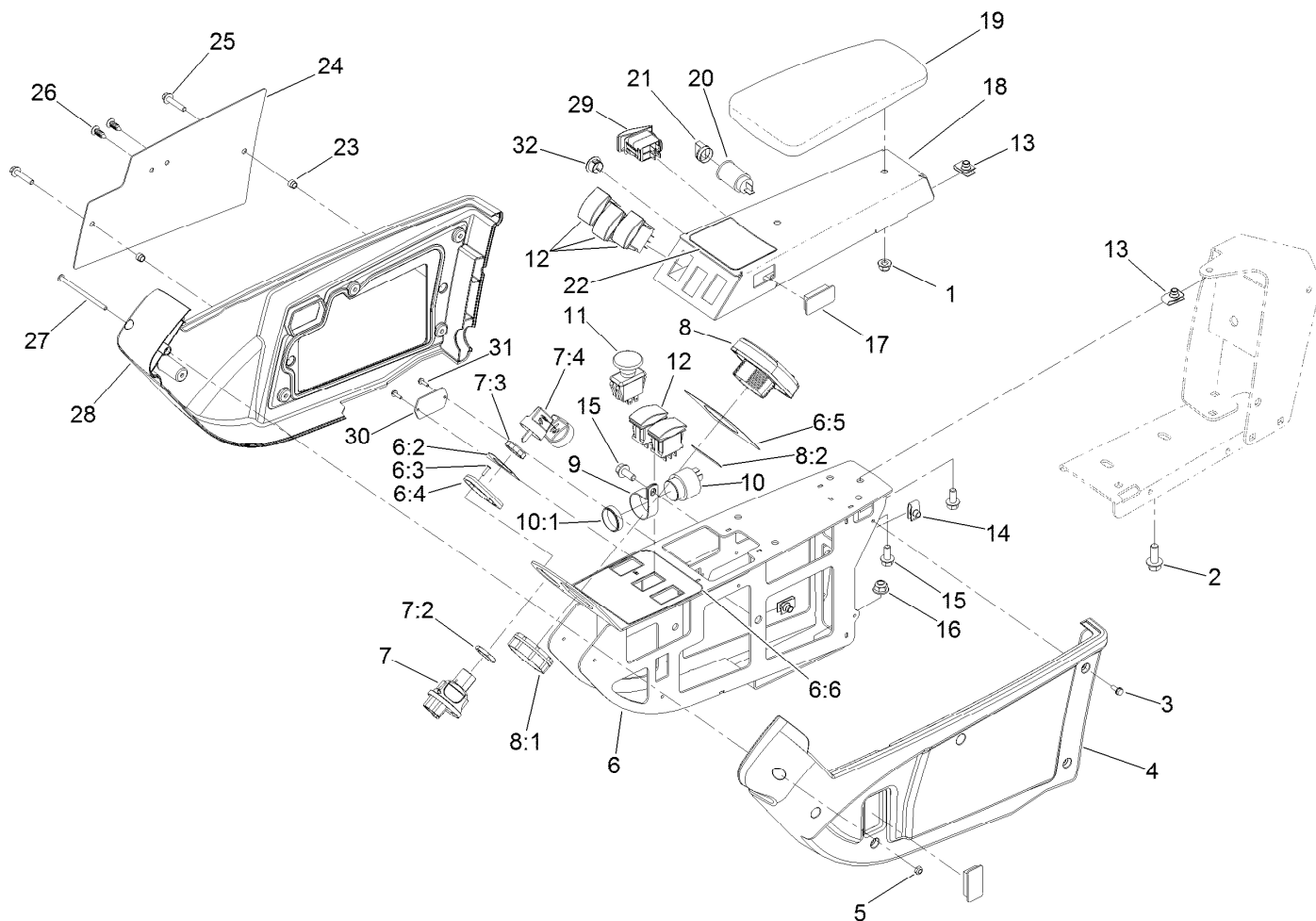
## Oil Cooler Hydraulic Assembly (continued)

<i>Ref.</i>	<i>Part Number</i>	<i>Qty.</i>	<i>Description</i>	<i>Ref.</i>	<i>Part Number</i>	<i>Qty.</i>	<i>Description</i>
1	120-9060	1	Hose-HYD	9	120-8838	1	Tube-PTO, Front Return
2	121-1612	1	Tube ASM	10	121-1572	1	Hose-HYD
2:3	340-65	1	O-Ring	11	121-1559	1	Hose-HYD
3	121-1626	1	Tube-HYD	12	115-4384	1	Hose-HYD
4	121-1507	1	Tube ASM	13	121-1584	1	Tube-HYD
4:1	237-58	1	O-Ring	13:1	237-22	1	O-Ring
5	69-8910	2	Washer	14	121-1583	1	Hose-HYD
6	240-7	1	Grommet-Rubber	15	121-1558	1	Fitting-Tee
7	69-8900	1	Spacer	15:1	237-30	2	O-Ring
8	340-126	1	Nut-Bulkhead				



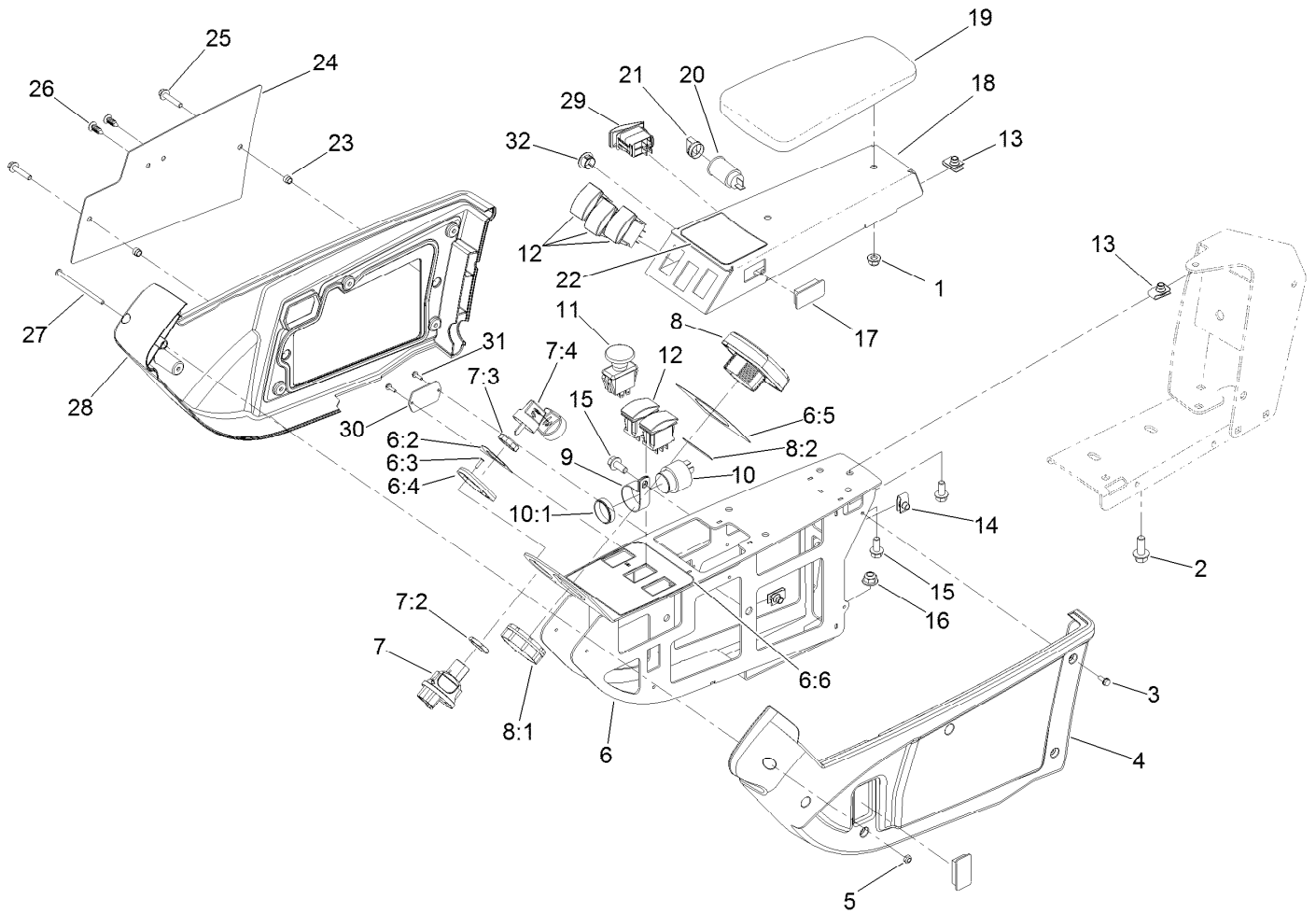
## Traction Hydraulic Assembly

Ref.	Part Number	Qty.	Description	Ref.	Part Number	Qty.	Description
1	120-9080	1	Tube ASM	13	115-4384	1	Hose-HYD
1:1	237-22	1	O-Ring	14	120-8834	1	Tube-PTO, LH To RH
2	121-1552	1	Tube ASM	15	104-2234	1	Hose-HYD
2:1	237-22	3	O-Ring	16	121-1480	1	Tube-HYD
3	120-9079	2	Tube-HYD	17	120-8961	1	Tube-Return, Front
4	121-1546	1	Tube-HYD	18	132-6142	1	Hose-HYD
5	322-11	1	Screw-HH	19	132-6141	1	Hose-HYD
6	69-9761	1	Plate-Cover	20	132-6241	1	Hose-HYD
7	120-3200	2	Clamp-Tube	21	121-1581	1	Tube-Tee
8	104-8300	1	Nut-HF, NI	21:1	340-65	1	O-Ring
9	340-70	1	Nut-Lock	22	AU112950	1	Protector-Hose
11	104-2807	1	Hose-HYD	23	3290-378	3	Tie-Cable
12	104-4584	1	Hose-HYD				



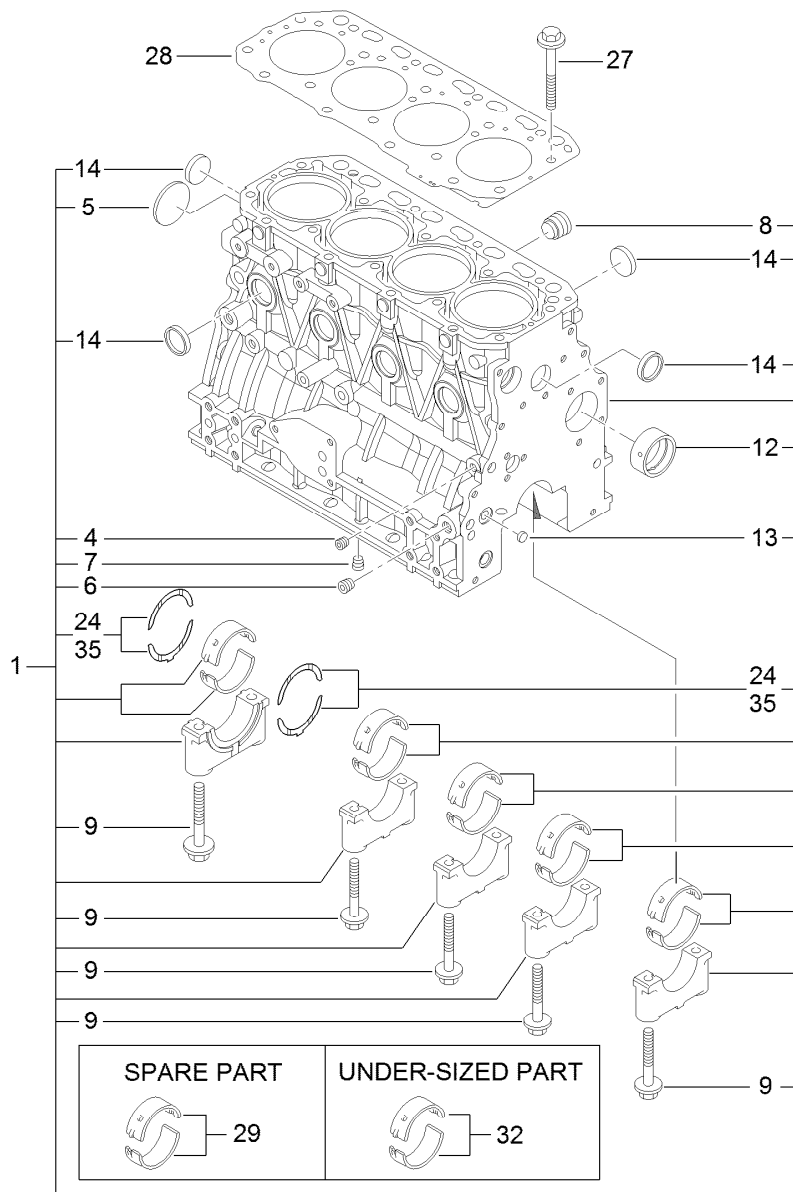
## Armrest Control Panel Assembly

Ref.	Part Number	Qty.	Description	Ref.	Part Number	Qty.	Description
1	104-8300	2	Nut-HF, NI	11	93-9999	1	Switch-PTO
2	3234-42	2	Screw-HHF	12	100-1535	5	Switch-Rocker, (On)-Off-(On)
3	32144-112	10	Screw-HWH	13	94-2413	6	Nut-U
4	108-7604	1	Cover-LH	14	107069	2	Clip
5	3296-12	1	Nut-Lock, NI	15	3234-5	6	Screw-HHF
6	120-4155	1	Panel ASM	16	104-8301	2	Nut-HF, NI
6:2	121-3884	1	Decal-Console, Upper	17	99-7420	2	Plug-Hole
6:3	3269-17	2	Rivet-Pop	18	136-4389-03	1	Panel-Control
6:4	121-3889	1	Step-Elevated, Switch	19	108-7602	1	Rest-Arm
6:5	121-3887	1	Decal-Console, Display	20	99-7411	1	Point-Power
6:6	120-4159	1	Decal-Console, Lower	21	99-7416	1	Cap
7	121-5159	1	Ignition Switch ASM	22	127-3700	1	Decal-Lift
7:2	121-5160	1	Nut-Hex	23	110-0542	2	Spacer-Flange
7:3	121-5161	1	Nut-Face	24	115-8849-03	1	Plate-Cover
7:4	121-5162	1	Set-Key, Ignition	25	3234-21	2	Screw-HHF
8	120-6310	1	LCD Display ASM	26	114-4899	2	Rivet-Push
8:1	120-4630	1	Nut-Display	27	3250-22	1	Screw-PPH
8:2	120-6311	1	Decal-Display	28	108-7605	1	Cover-RH
9	2412-74	1	R-Clamp	29	114-3329	1	Switch-Rocker
10	80-9330	1	Audio Alarm ASM	30	121-1630	1	Plate-Cover
10:1	104-5107	1	Nut-Plastic, Knurled				



## Armrest Control Panel Assembly (continued)

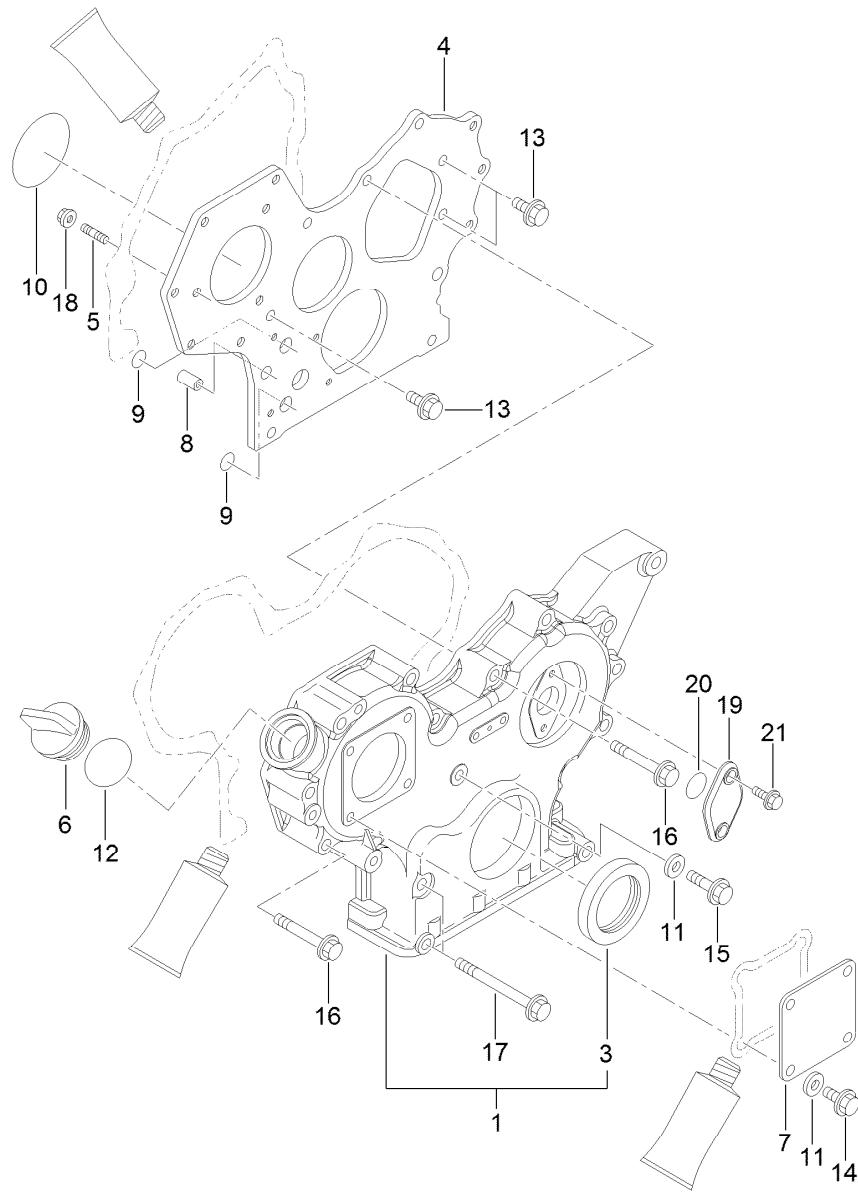
<i>Ref.</i>	<i>Part Number</i>	<i>Qty.</i>	<i>Description</i>
31	32144-18	2	Screw-HWH
32	94-5627	1	Plug



## Cylinder Block Assembly

Ref.	Part Number	Qty.	Description
1	125-7244	1	Cylinder Block ASM
4	125-6969	1	Plug
5	125-6980	1	Plug
6	125-6973	1	Plug
7	125-6973	1	Plug
8	125-7170	1	Plug
9	125-7007	10	Bolt
12	125-7108	1	Bushing

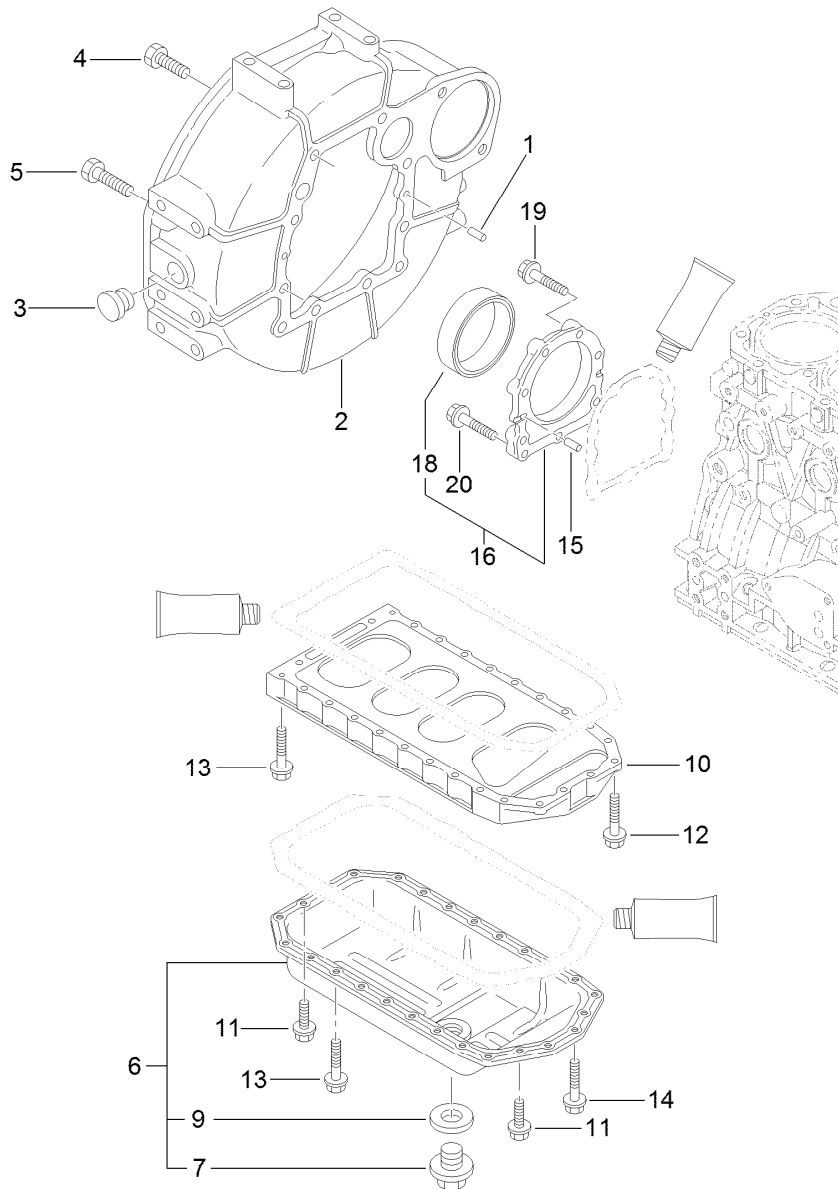
Ref.	Part Number	Qty.	Description
13	125-7237	2	Plug
14	125-7239	8	Plug
24	125-7010	2	Metal-Thrust
27	125-7006	18	Bolt
28	125-7049	1	Gasket-Head
29	125-6981	5	Metal-Main
32	125-7009	5	Metal-Main (0.25)
35	125-7011	1	Metal-Thrust (0.25)



## Gear Housing Assembly

<i>Ref.</i>	<i>Part Number</i>	<i>Qty.</i>	<i>Description</i>	<i>Ref.</i>	<i>Part Number</i>	<i>Qty.</i>	<i>Description</i>
1	125-7247	1	Case ASM	12	125-7197	1	O-Ring
3	125-6944	1	Seal-Oil	13	125-7214	3	Bolt
4	125-6936	1	Flange	14	125-7214	4	Bolt
5	125-6919	3	Stud	15	125-7216	1	Bolt
6	125-6972	1	Cover-Filler	16	125-7221	12	Bolt
7	125-6977	1	Cover	17	125-7224	3	Bolt
8	125-7107	2	Pipe	18	125-7229	3	Nut
9	125-6909	2	O-Ring	19	125-6950	1	Cover
10	125-6957	1	O-Ring	20	125-7199	1	O-Ring
11	125-7174	5	Washer-Seal	21	125-7208	2	Bolt

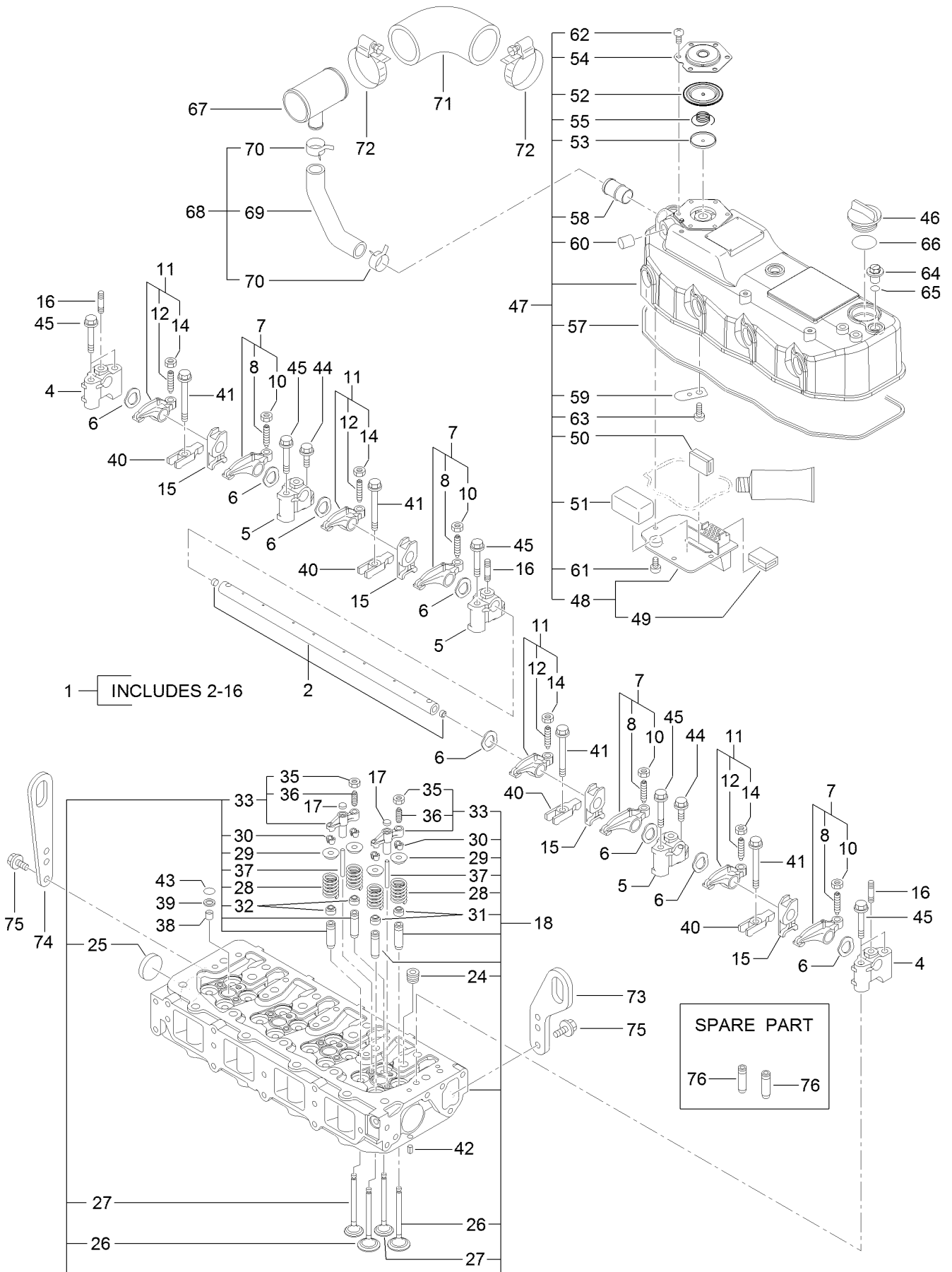




## Flywheel Housing and Oil Sump Assembly

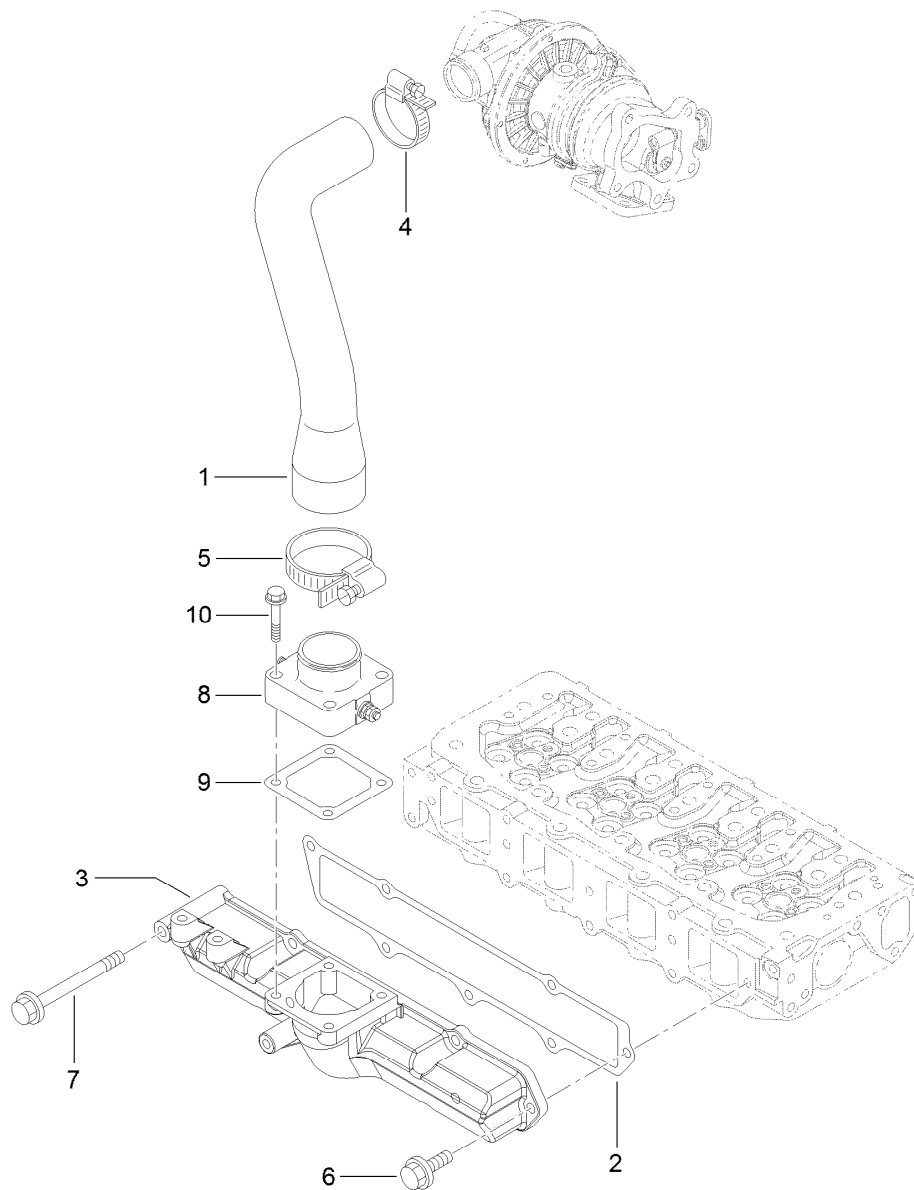
<i>Ref.</i>	<i>Part Number</i>	<i>Qty.</i>	<i>Description</i>	<i>Ref.</i>	<i>Part Number</i>	<i>Qty.</i>	<i>Description</i>
1	125-6995	2	Pin	11	125-7214	4	Bolt
2	125-7100	1	Housing	12	125-7215	2	Bolt
3	125-6910	1	Cap	13	125-7219	20	Bolt
4	125-7226	6	Bolt	14	125-7220	4	Bolt
5	125-7227	4	Bolt	15	125-6995	2	Pin
6	125-7241	1	Oil Sump ASM	16	125-6996	1	Case ASM
7	125-6912	1	Plug-Drain	18	125-7106	1	Seal-Oil
9	125-7177	1	Washer-Seal	19	125-7045	6	Bolt
10	125-7035	1	Spacer	20	125-7217	3	Bolt

# Cylinder Head and Bonnet Assembly



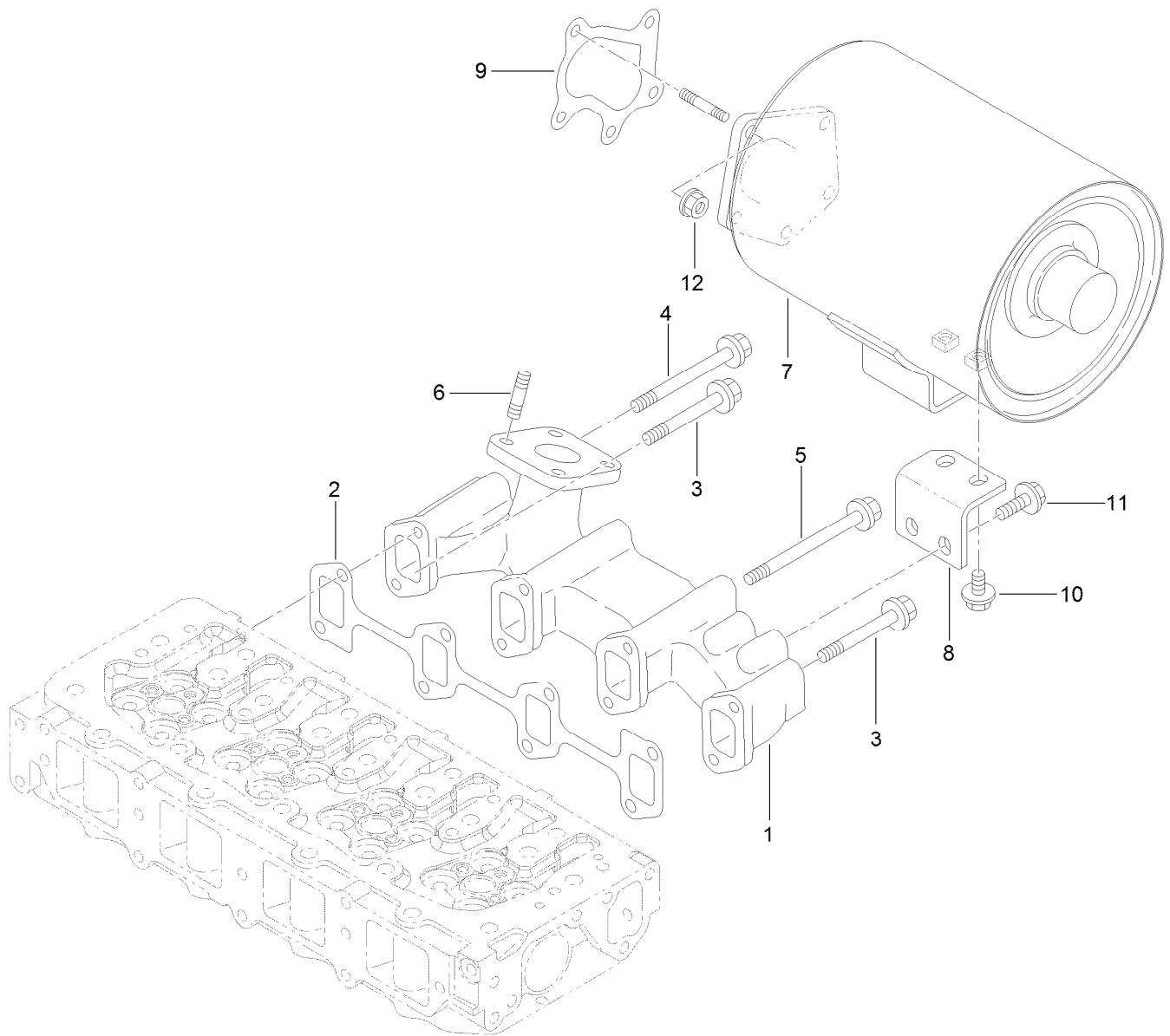
## Cylinder Head and Bonnet Assembly (continued)

<i>Ref.</i>	<i>Part Number</i>	<i>Qty.</i>	<i>Description</i>	<i>Ref.</i>	<i>Part Number</i>	<i>Qty.</i>	<i>Description</i>
1	125-7055	1	Shaft ASM	43	93-0418	4	O-Ring
2	125-7056	1	Shaft	44	125-7215	3	Bolt
4	125-7057	2	Support	45	125-7220	7	Bolt
5	125-7058	3	Support	46	125-6972	1	Cover-Filler
6	125-7059	8	Washer	47	125-7099	1	Bonnet ASM
7	125-7061	4	Arm-Rocker	48	125-7050	1	Plate
8	125-7013	4	Screw-Adjust, Valve	49	125-6920	1	Baffle
10	125-7014	4	Nut	50	125-7012	1	Baffle
11	125-7062	4	Arm-Rocker	51	125-7118	1	Baffle-Breather
12	125-7013	4	Screw-Adjust, Valve	52	125-6959	1	Diaphragm
14	125-7014	4	Nut	53	125-6960	1	Plate
15	125-7593	1	Retainer	54	125-6961	1	Plate-Breather
16	125-7228	3	Stud	55	125-6962	1	Spring-Diaphragm
17	125-6963	8	Seat-Bridge, Valve	57	125-7060	1	Gasket
18	125-7089	1	Cylinder Head ASM	58	125-6982	1	Pipe
24	125-7196	4	Plug	59	125-6994	1	Spring
25	125-7240	2	Plug	60	125-6913	1	Plug
26	125-7051	8	Valve	61	125-7186	4	Screw
27	125-7052	8	Valve	62	125-7186	6	Screw
28	125-7053	16	Spring	63	125-7186	1	Screw
29	125-7054	16	Retainer	64	125-6974	3	Knob
30	125-6914	32	Cotter	65	93-0418	3	O-Ring
31	125-6915	8	Seal-Stem, Valve	66	125-7197	1	O-Ring
32	125-6916	8	Seal-Stem, Valve	67	125-7086	1	Joint
33	125-7104	8	Bridge ASM	68	125-7087	1	Hose ASM
35	125-7014	8	Nut	69	125-7088	1	Hose
36	125-6965	8	Adjuster	70	125-7040	2	Clip-Hose
37	125-7063	8	Guide	71	125-7090	1	Hose
38	125-6921	4	Protector	72	125-7190	2	Clamp-Hose
39	125-6911	4	Seat-Valve	73	125-7046	1	Lifter
40	125-7064	4	Retainer	74	125-7111	1	Lifter
41	125-7119	4	Bolt	75	125-7214	4	Bolt
42	125-7184	2	Pin-Spring	76	125-6917	16	Guide



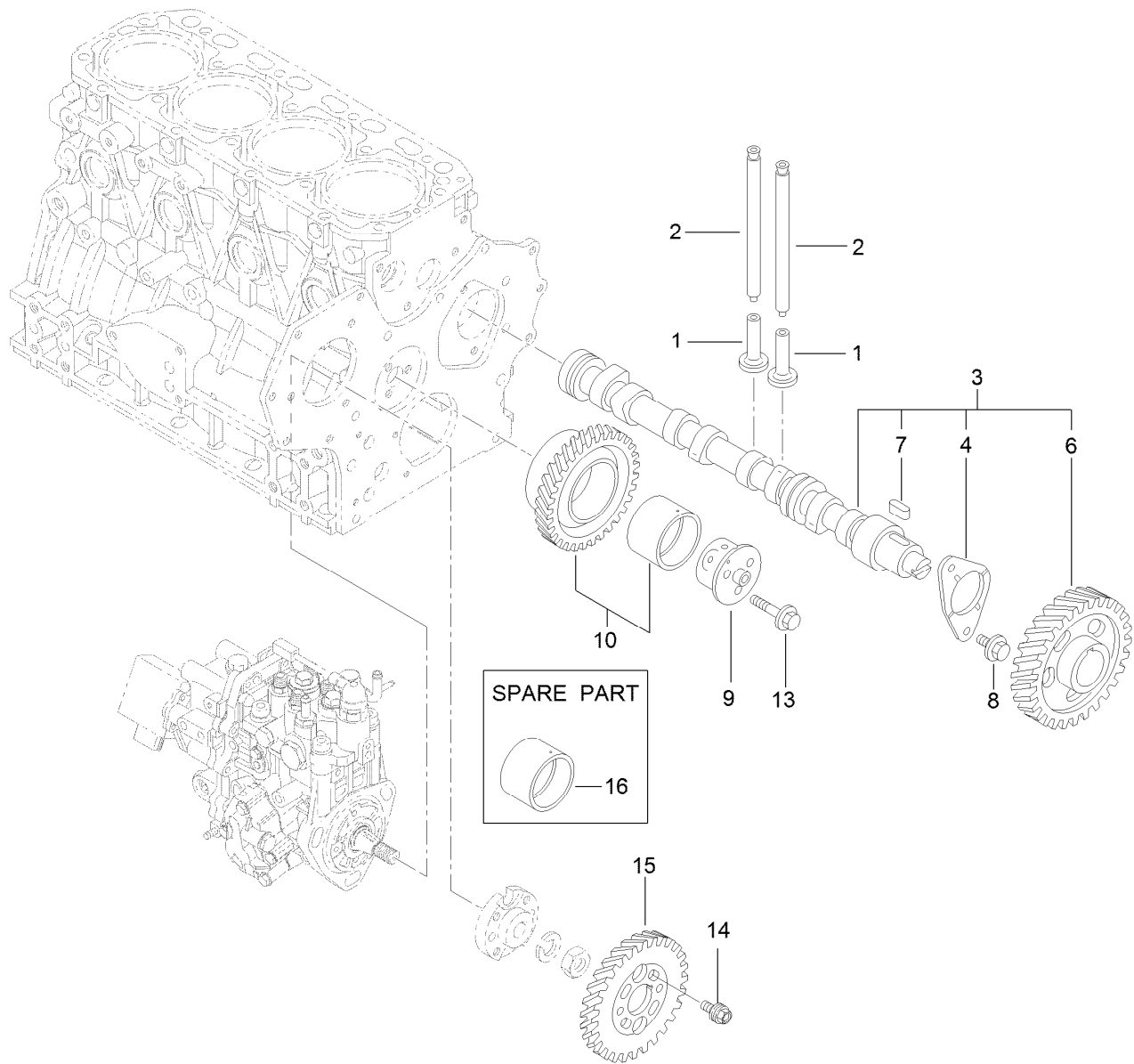
## Suction Manifold Assembly

<i>Ref.</i>	<i>Part Number</i>	<i>Qty.</i>	<i>Description</i>
1	125-7065	1	Pipe
2	125-7066	1	Gasket
3	125-7067	1	Manifold-Intake
4	125-7189	1	Clamp-Hose
5	125-7190	1	Clamp-Hose
6	125-7595	6	Bolt
7	125-7223	1	Bolt
8	125-7002	1	Heater
9	125-7028	1	Gasket
10	125-7217	4	Bolt



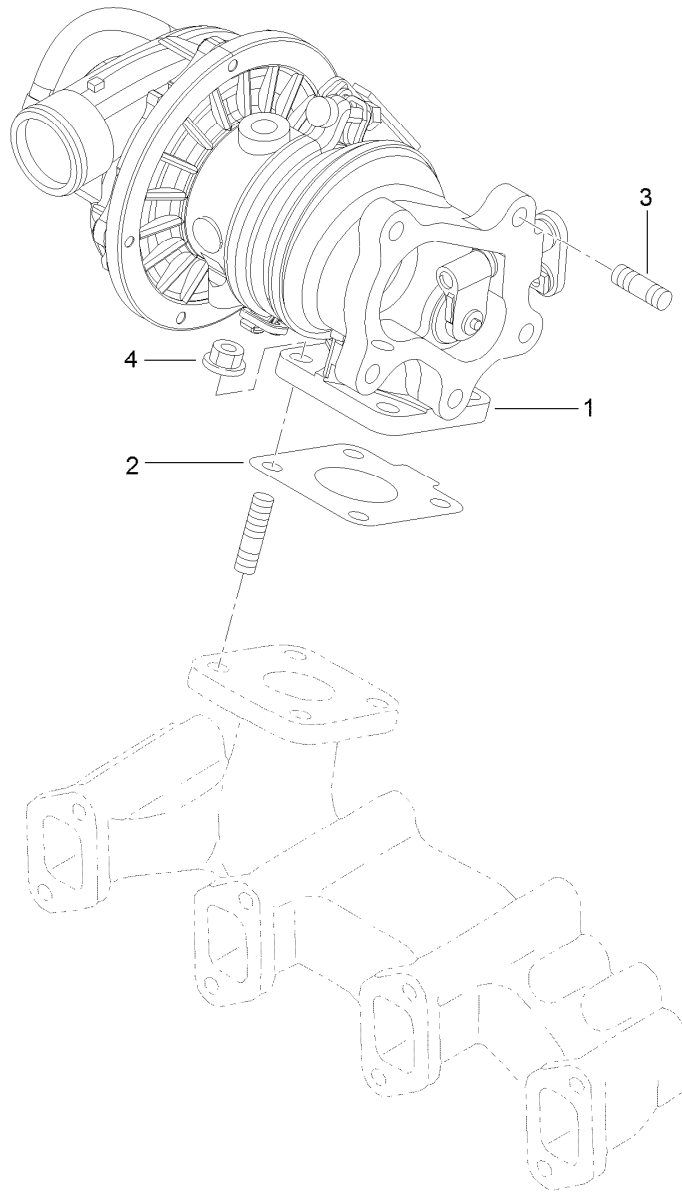
## Exhaust Manifold and Silencer Assembly

<i>Ref.</i>	<i>Part Number</i>	<i>Qty.</i>	<i>Description</i>
1	125-7093	1	Manifold-Exhaust
2	125-7096	1	Gasket
3	125-6922	3	Bolt
4	125-6923	1	Bolt
5	125-6924	4	Bolt
6	125-6906	4	Stud
7	125-7094	1	Silencer
8	125-7095	1	Support-Silencer
9	125-7071	1	Gasket
10	125-7213	2	Bolt
11	125-7595	2	Bolt
12	125-7229	5	Nut



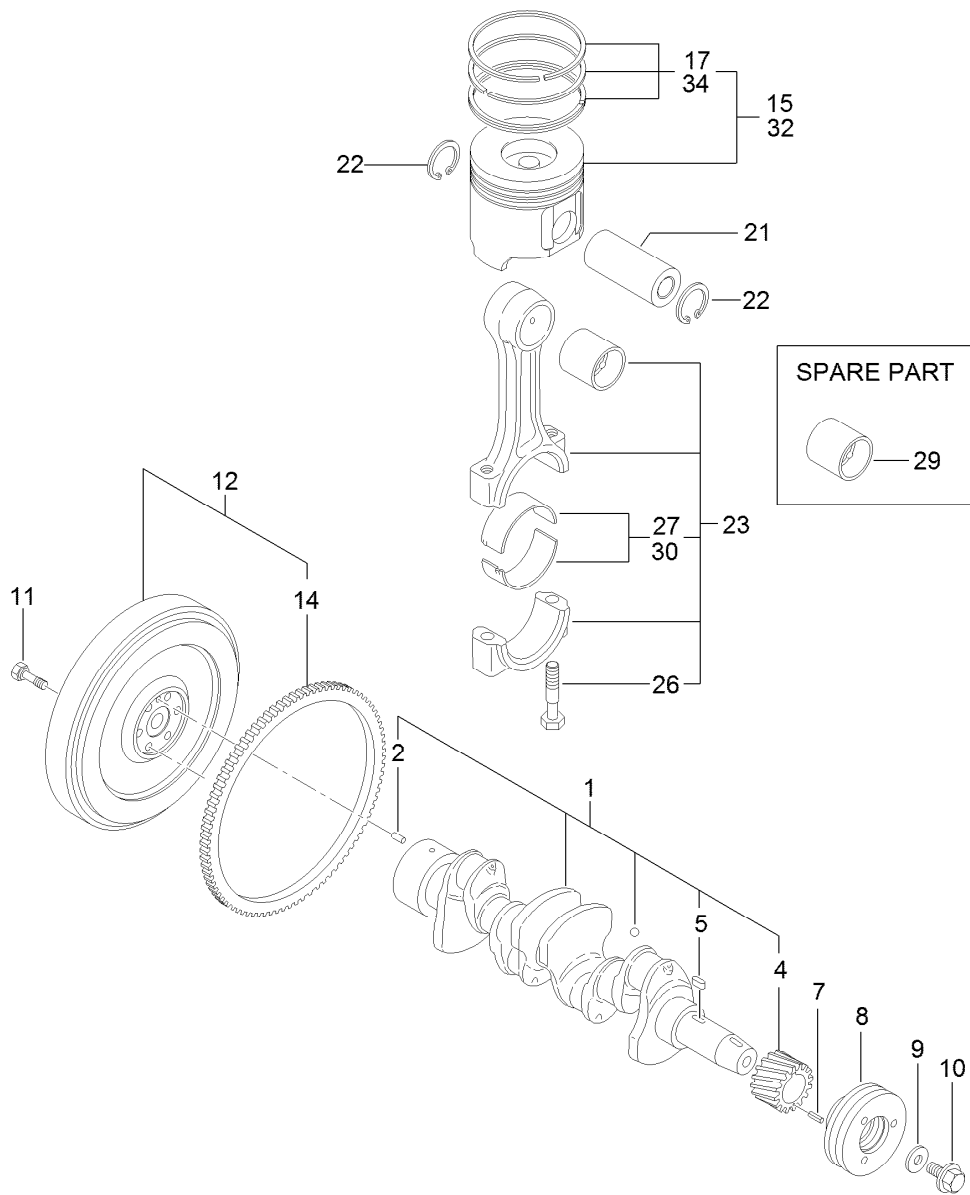
## Camshaft and Driving Gear Assembly

Ref.	Part Number	Qty.	Description
1	125-7016	8	Tappet
2	125-7017	8	Rod-Push
3	125-7068	1	Camshaft ASM
4	125-7008	1	Metal-Thrust
6	125-7015	1	Gear
7	125-7185	1	Key
8	125-7213	2	Bolt
9	125-6938	1	Shaft
10	125-6928	1	Gear ASM
13	125-7218	3	Bolt
14	125-7020	4	Bolt
15	125-6929	1	Gear
16	125-6927	1	Bushing



## Turbine Assembly

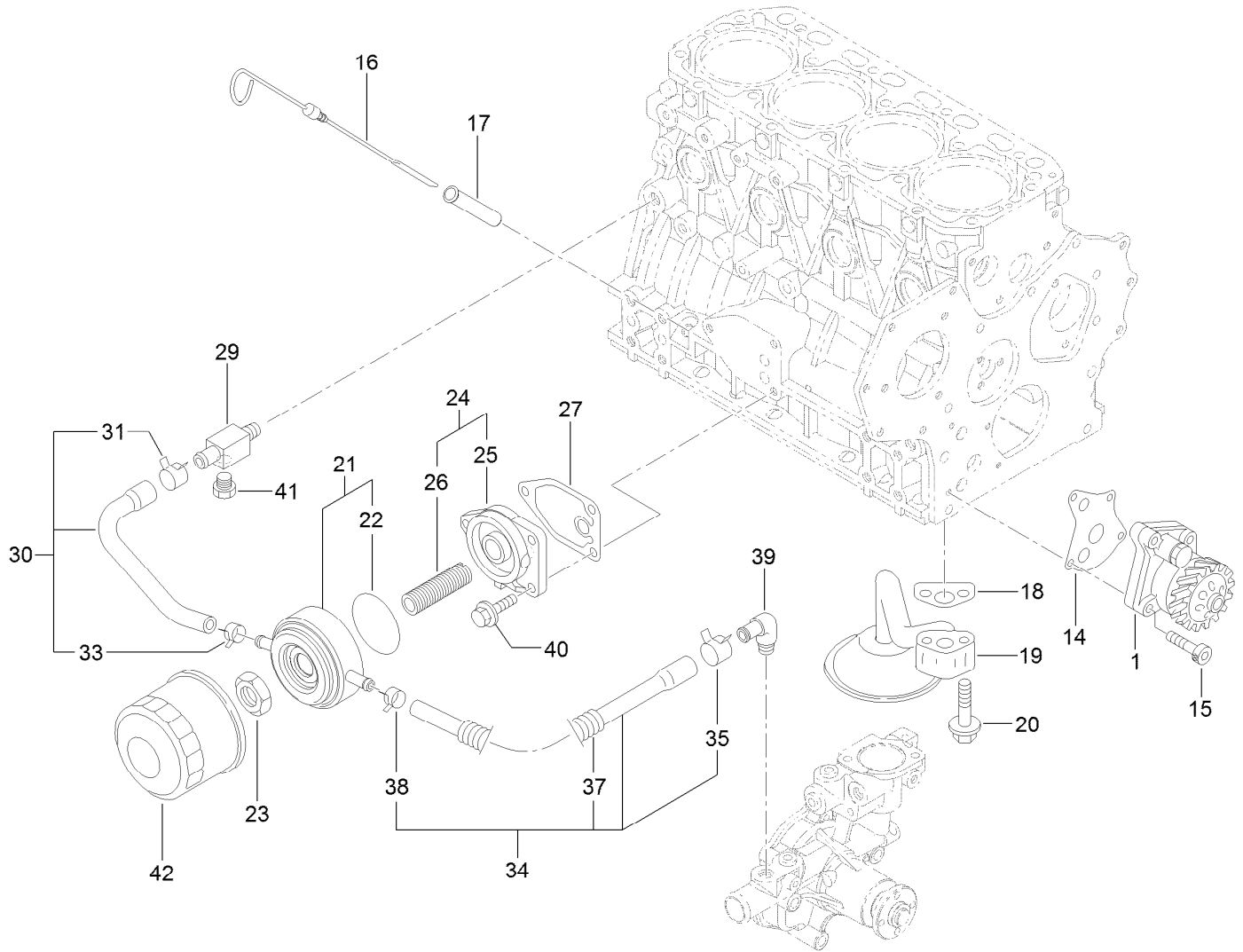
<i>Ref.</i>	<i>Part Number</i>	<i>Qty.</i>	<i>Description</i>
1	125-7069	1	Turbine
2	125-7070	1	Gasket
3	125-7043	5	Stud
4	125-7229	4	Nut



## Crankshaft and Piston Assembly

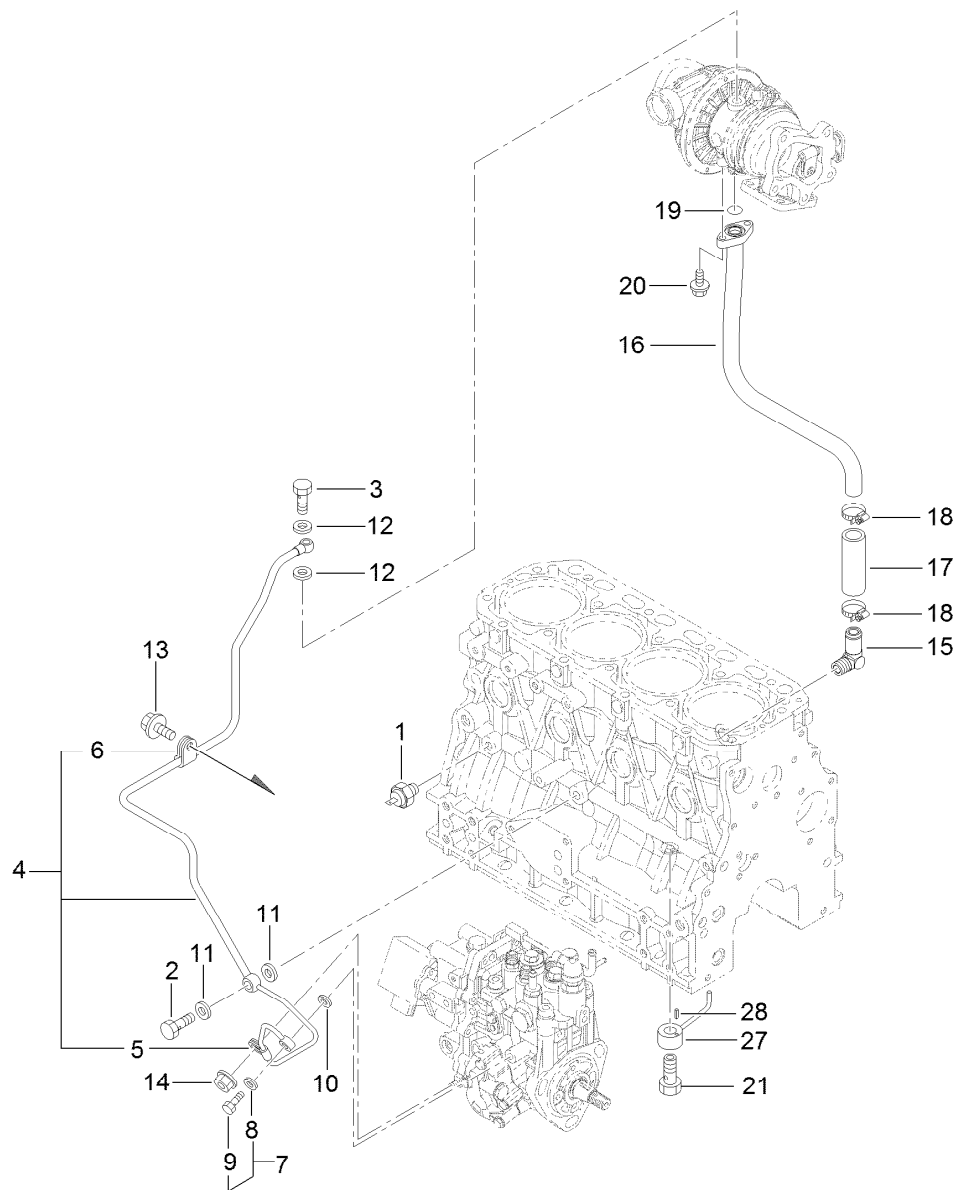
<i>Ref.</i>	<i>Part Number</i>	<i>Qty.</i>	<i>Description</i>	<i>Ref.</i>	<i>Part Number</i>	<i>Qty.</i>	<i>Description</i>
1	125-7091	1	Crankshaft ASM	15	125-7072	4	Piston ASM
2	125-6995	1	Pin	17	125-6983	4	Piston Ring Set
4	125-6937	1	Gear	21	125-7030	4	Pin
5	125-7185	1	Key	22	125-7180	8	Ring
7	125-7182	1	Pin-Spring	23	125-7242	4	Connecting Rod ASM
8	125-6925	1	V-Pulley	26	125-6955	8	Bolt
9	125-7109	1	Washer	27	125-7018	4	Pin-Crank
10	125-6956	1	Bolt	29	125-6997	4	Pin-Piston
11	125-6951	6	Bolt	30	125-7019	4	Pin-Crank (.25)
12	125-7172	1	Flywheel ASM	32	125-7073	4	Piston ASM (0.25 Os)
14	125-6943	1	Gear	34	125-6985	4	Piston Ring Set (.25)





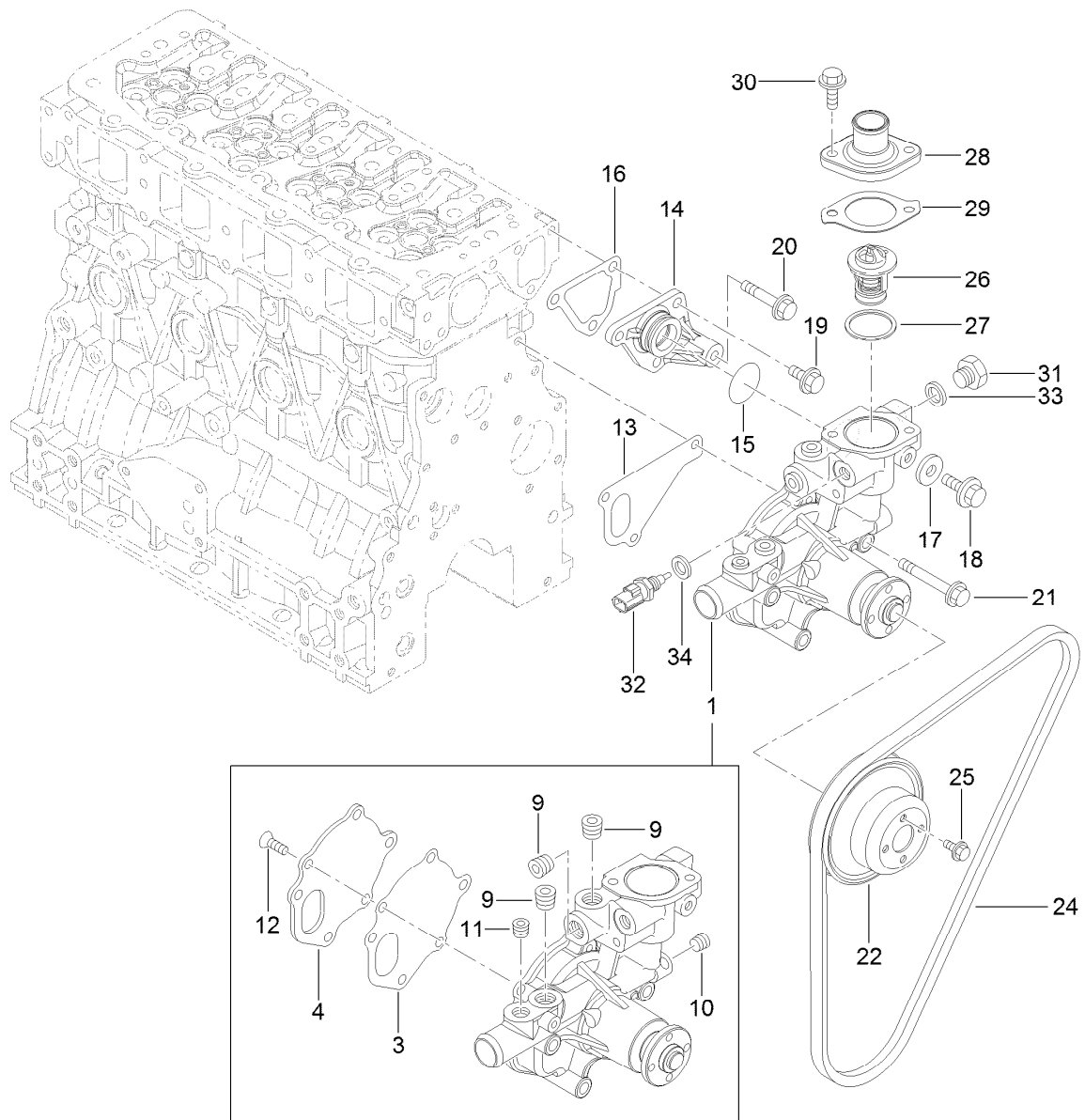
## Lubrication and Oil System Assembly

<i>Ref.</i>	<i>Part Number</i>	<i>Qty.</i>	<i>Description</i>	<i>Ref.</i>	<i>Part Number</i>	<i>Qty.</i>	<i>Description</i>
1	125-7044	1	Oil Pump ASM	27	125-7024	1	Gasket
14	125-7021	1	Gasket	29	125-6990	1	Joint
15	125-7232	4	Bolt	30	125-7078	1	Pipe ASM
16	125-6987	1	Dipstick	31	125-7162	1	Clip
17	125-6954	1	Guide-Dipstick	33	125-7191	1	Clamp-Hose
18	125-7022	1	Gasket	34	125-7079	1	Pipe ASM
19	125-7023	1	Pipe ASM	35	125-7162	1	Clip
20	125-7217	2	Bolt	37	125-6946	1	Tube
21	125-7074	1	Cooler ASM	38	125-7191	1	Clamp-Hose
22	125-7075	1	O-Ring	39	125-7001	1	Elbow
23	125-7041	1	Nut-Cooler, Oil	40	125-7595	3	Bolt
24	125-6989	1	Bracket ASM	41	125-7171	1	Plug-Drain
25	125-6930	1	Bracket	42	125-7025	1	Filter-Engine
26	125-7042	1	Stud				



## Lubrication Oil Line Assembly

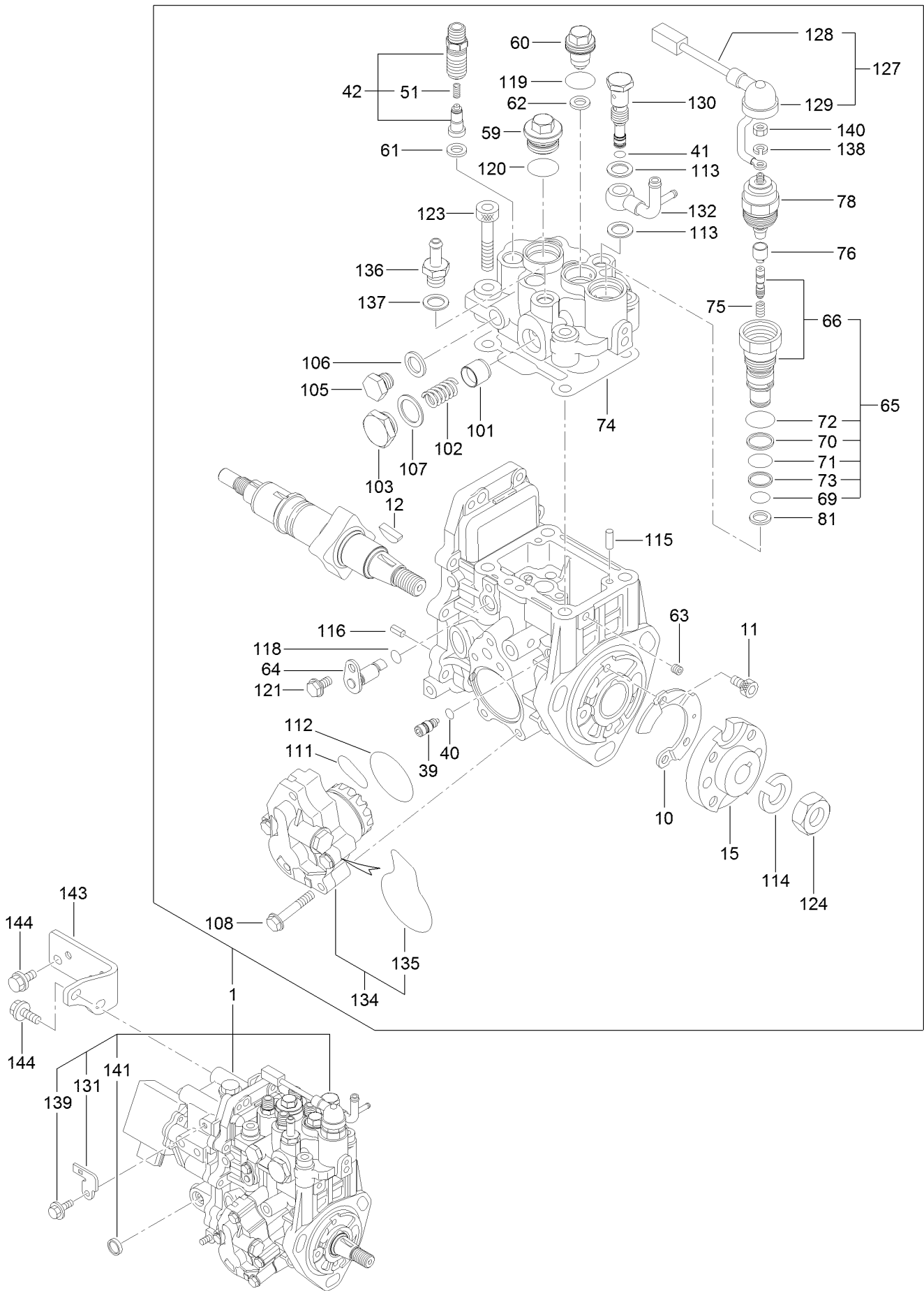
<i>Ref.</i>	<i>Part Number</i>	<i>Qty.</i>	<i>Description</i>	<i>Ref.</i>	<i>Part Number</i>	<i>Qty.</i>	<i>Description</i>
1	125-6918	1	Switch-Oil	13	125-7212	1	Bolt
2	125-6975	1	Bolt-Joint, Pipe	14	125-7231	1	Nut
3	125-6952	1	Bolt-Joint, Pipe	15	125-6971	1	Elbow
4	125-7076	1	Pipe ASM	16	125-7077	1	Pipe
5	125-6931	1	Retainer	17	125-6958	1	Hose
6	125-6976	1	Retainer	18	125-7188	2	Clamp-Hose
7	125-6988	1	Joint Bolt ASM	19	125-7198	1	O-Ring
8	125-7174	1	Washer-Seal	20	125-7208	2	Bolt
9	125-7194	1	Bolt-Joint	21	125-7105	4	Check Valve ASM
10	125-7174	1	Washer-Seal	27	125-7098	4	Nozzle
11	125-7175	2	Washer-Seal	28	125-7182	4	Pin-Spring
12	125-7193	2	Gasket				



## Cooling Water System Assembly

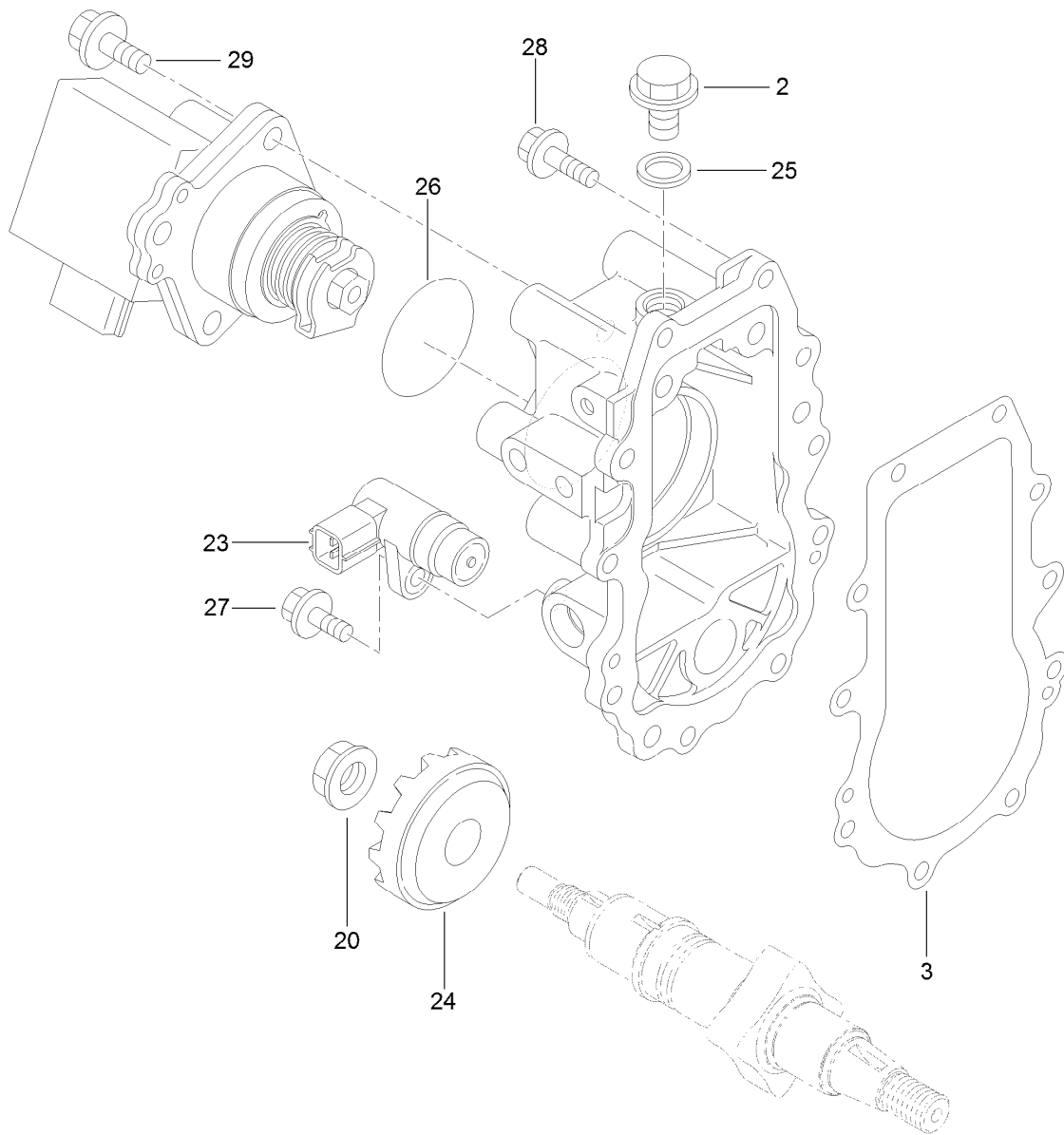
<i>Ref.</i>	<i>Part Number</i>	<i>Qty.</i>	<i>Description</i>	<i>Ref.</i>	<i>Part Number</i>	<i>Qty.</i>	<i>Description</i>
1	125-7031	1	CW Pump ASM	20	125-7219	1	Bolt
3	125-6998	1	Gasket	21	125-7222	3	Bolt
4	125-6999	1	Plate	22	125-7039	1	V-Pulley
9	125-7123	3	Plug	24	125-7204	1	V-Belt
10	125-7195	1	Plug	25	125-7206	4	Bolt
11	125-7196	1	Plug	26	125-7029	1	Thermostat
12	125-7234	3	Screw	27	125-7026	1	Gasket
13	125-7047	1	Gasket	28	125-7034	1	Cover
14	125-6986	1	Joint	29	125-7110	1	Gasket
15	125-7048	1	O-Ring	30	125-7594	2	Bolt
16	125-6978	1	Gasket	31	125-6953	1	Plug
17	125-7192	1	Gasket	32	125-7124	1	Sensor-Thermostat, CW
18	125-7212	1	Bolt	33	125-6979	1	Gasket
19	125-7214	3	Bolt	34	125-7176	1	Washer-Seal

# Fuel Injection Pump Assembly



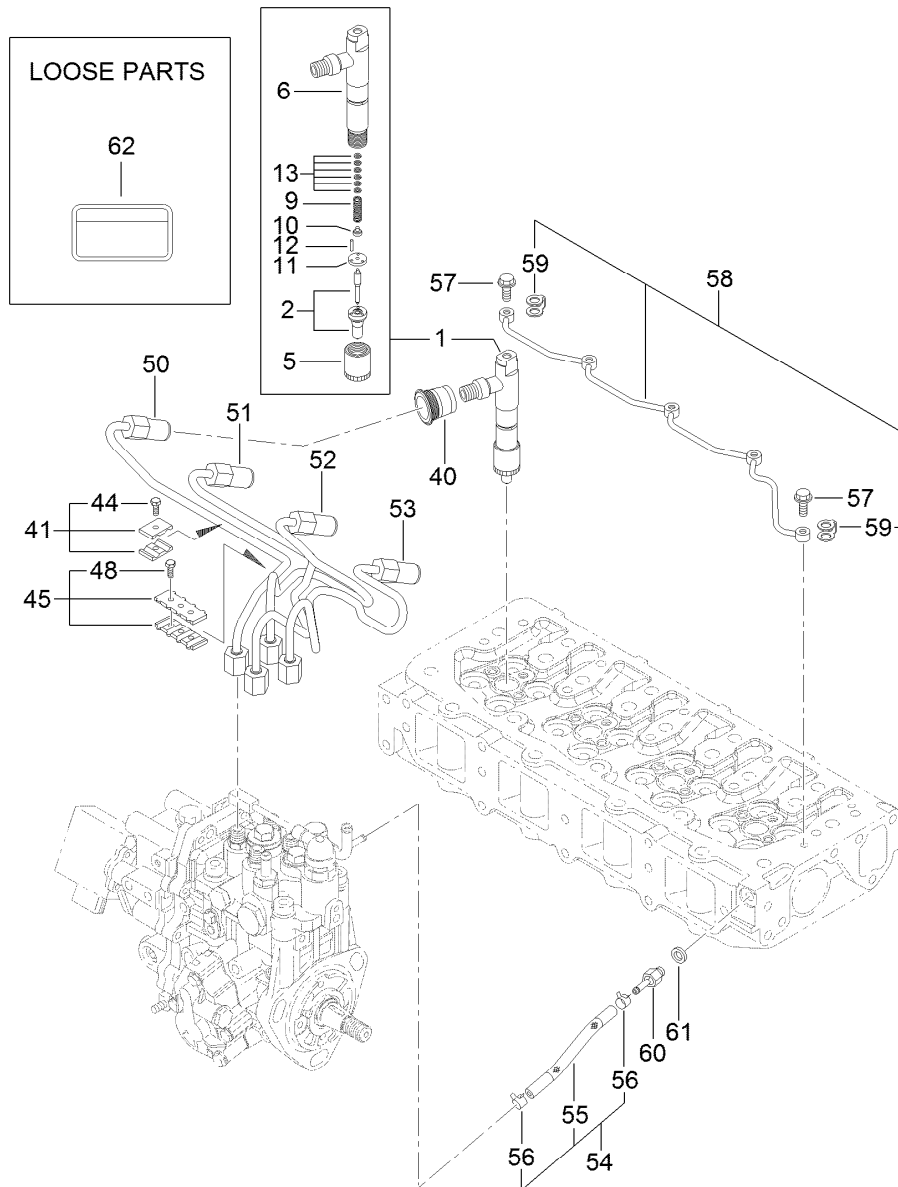
## Fuel Injection Pump Assembly (continued)

<i>Ref.</i>	<i>Part Number</i>	<i>Qty.</i>	<i>Description</i>	<i>Ref.</i>	<i>Part Number</i>	<i>Qty.</i>	<i>Description</i>
1	125-7246	1	Fie ASM	106	125-7176	1	Washer-Seal
10	125-6991	1	Cover	107	125-7591	1	Washer-Seal
11	125-6992	2	Bolt	108	125-7147	4	Bolt
12	125-6932	1	Key	111	125-7142	1	O-Ring
15	125-7135	1	Flange	112	125-7143	1	O-Ring
39	125-7156	1	Stopper	113	125-7176	2	Washer-Seal
40	125-7154	1	O-Ring	114	125-7179	1	Washer-Spring
41	125-7154	1	O-Ring	115	125-7181	2	Pin-Parallel
42	125-7092	4	Valve ASM	116	125-7183	2	Pin-Spring
51	125-7155	4	Spring	118	93-0400	1	O-Ring
59	125-7157	1	Plug	119	125-7201	1	O-Ring
60	125-6933	1	Plug	120	125-7202	1	O-Ring
61	125-7136	4	Gasket	121	125-7205	1	Bolt
62	125-7136	1	Gasket	123	125-7233	4	Bolt
63	125-7151	1	Plug	124	125-7236	1	Nut
64	125-7137	1	Lifter	127	125-7125	1	Harness ASM
65	125-7102	1	Timer Set	128	125-7126	1	Harness
66	125-7103	1	Timer ASM	129	125-7033	1	Cap
69	125-7145	1	O-Ring	130	125-7158	1	Joint
70	125-6934	1	Ring	131	125-7127	1	Bracket
71	125-6935	1	O-Ring	132	125-7139	1	Joint
72	125-7202	1	O-Ring	134	125-7141	1	Feed Pump ASM
73	125-7203	1	Ring-Back Up	135	125-7144	1	O-Ring
74	125-7138	1	Gasket	136	125-6945	1	Joint
75	125-6940	1	Spring	137	125-7176	1	Washer-Seal
76	125-6941	1	Cap	138	125-7178	1	Washer-Spring
78	125-6942	1	Solenoid Valve ASM	139	125-7207	1	Bolt
81	125-7146	1	Gasket	140	125-7235	1	Nut
101	125-7159	1	Piston	141	125-7238	1	Plug
102	125-7140	1	Spring	143	125-7032	1	Retainer
103	125-7160	1	Plug	144	125-7214	4	Bolt
105	125-7148	1	Plug				



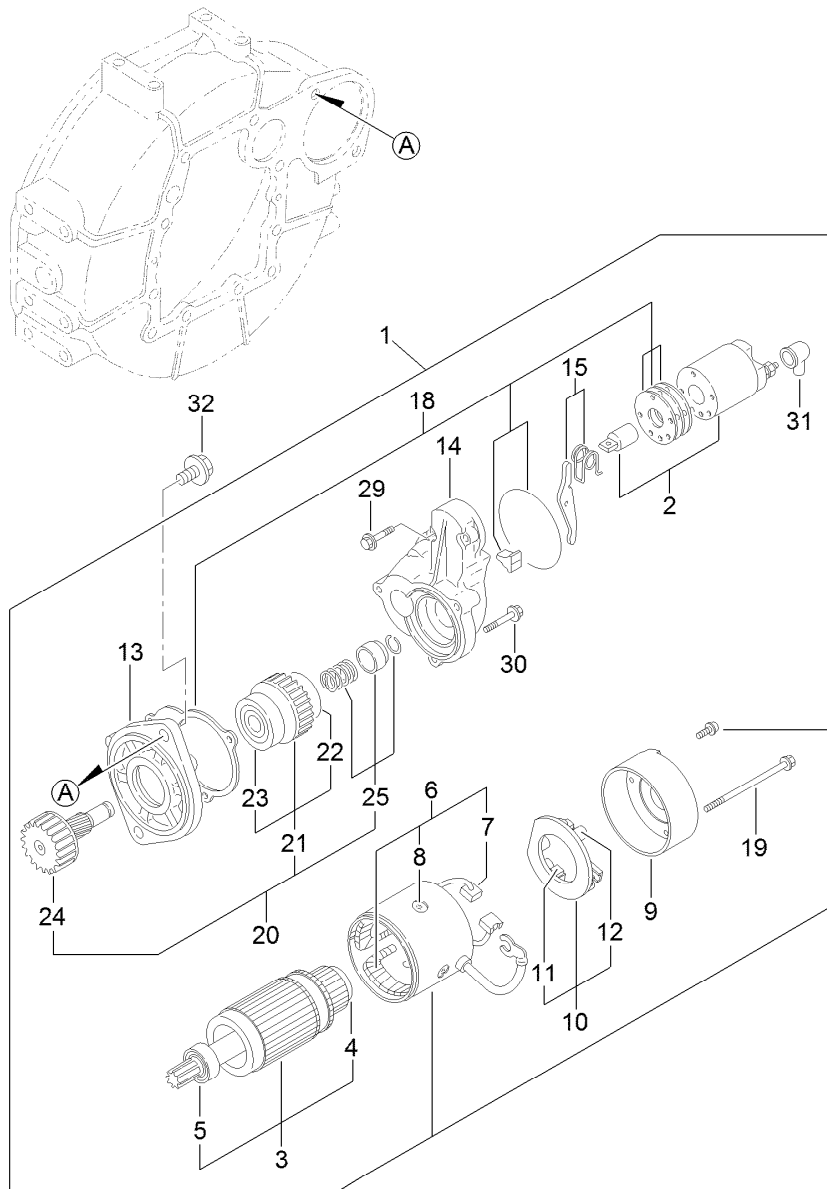
## Governor Assembly

<b>Ref.</b>	<b>Part Number</b>	<b>Qty.</b>	<b>Description</b>
2	125-7148	1	Plug
3	125-7149	1	Gasket
20	125-6993	1	Nut
23	125-7152	1	Sensor
24	125-7150	1	Gear
25	125-7176	1	Washer-Seal
26	125-7200	1	O-Ring
27	125-7208	1	Bolt
28	125-7209	10	Bolt
29	125-7215	3	Bolt



## Fuel Injection Valve Assembly

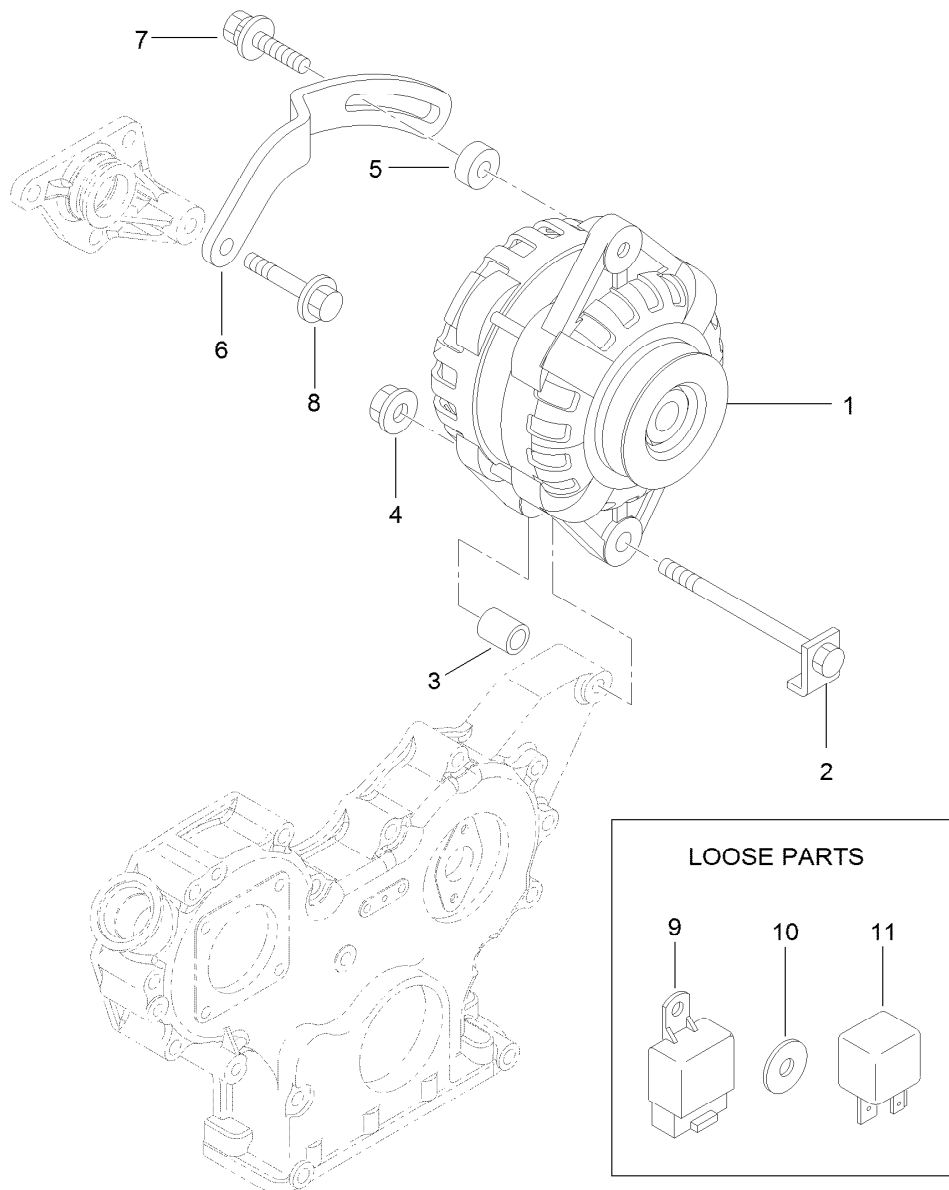
<i>Ref.</i>	<i>Part Number</i>	<i>Qty.</i>	<i>Description</i>	<i>Ref.</i>	<i>Part Number</i>	<i>Qty.</i>	<i>Description</i>
1	125-7245	4	Injection Valve ASM	50	125-7082	1	Injection Pipe ASM
2	125-7133	4	Nozzle ASM	51	125-7083	1	Injection Pipe ASM
5	125-6901	4	Nut	52	125-7084	1	Injection Pipe ASM
6	125-7080	4	Holder ASM	53	125-7085	1	Injection Pipe ASM
9	125-6902	4	Spring	54	125-6948	1	Pipe ASM
10	125-6903	4	Seat-Spring	55	125-6949	1	Pipe
11	125-6904	4	Plate	56	125-6970	2	Clip
12	125-6905	8	Pin	57	125-6966	5	Bolt-Joint, Pipe
13	125-6939	4	Shim Set	58	125-7081	1	Pipe ASM
40	125-6964	4	Seal	59	125-6967	5	Gasket
41	125-6907	2	Retainer	60	125-6968	1	Joint
44	125-7027	2	Bolt	61	125-7174	1	Washer-Seal
45	125-7097	1	Retainer	62	125-6900	1	Label-Caution, Fuel Oil
48	125-7027	2	Bolt				



## Starting Motor Assembly

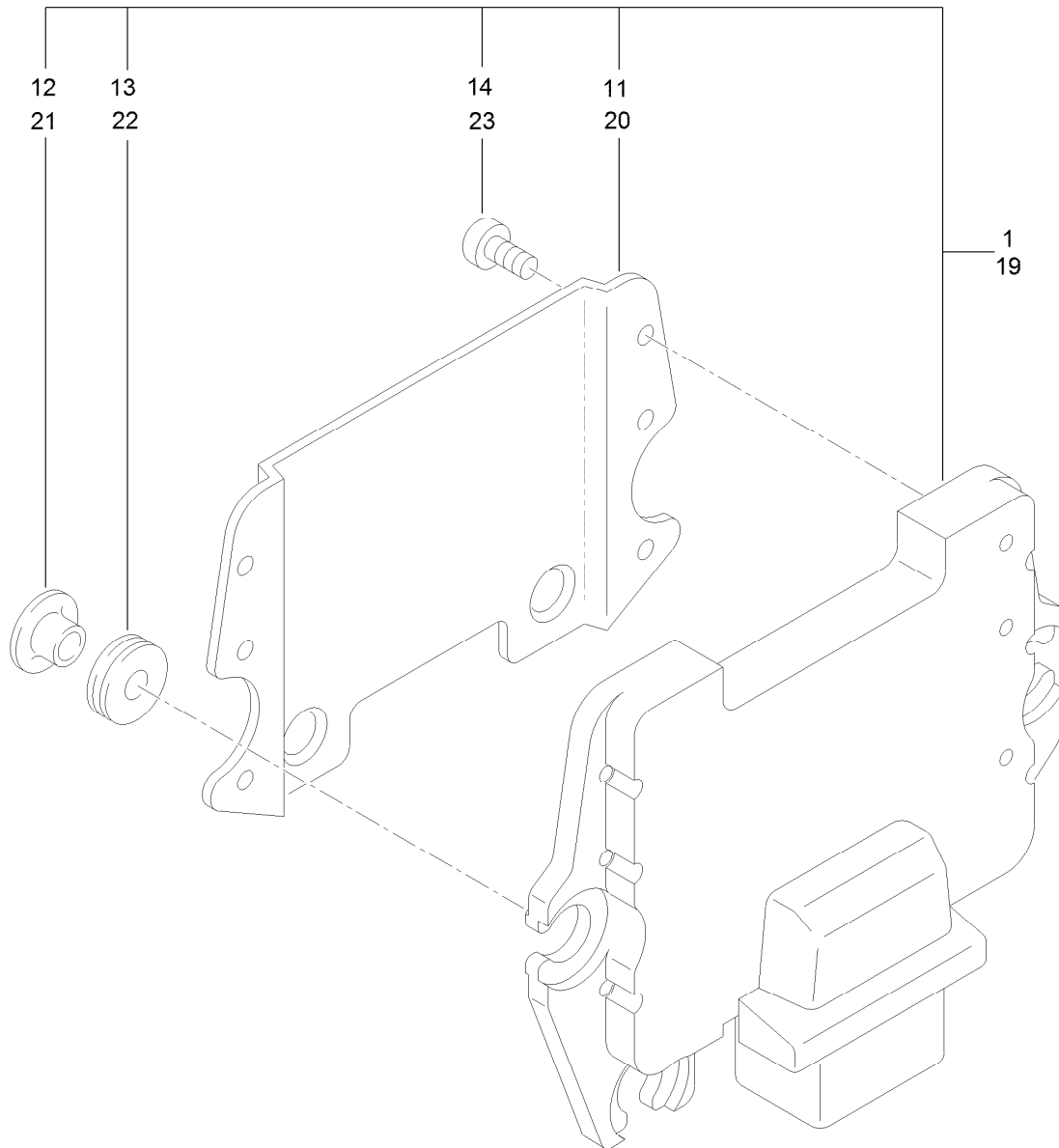
<i>Ref.</i>	<i>Part Number</i>	<i>Qty.</i>	<i>Description</i>	<i>Ref.</i>	<i>Part Number</i>	<i>Qty.</i>	<i>Description</i>
1	125-7003	1	Starter	15	125-7165	1	Lever Set
2	125-7004	1	Switch ASM	18	125-7037	1	Dust Cover ASM
3	125-7112	1	Armature ASM	19	125-7117	2	Bolt-Through
4	125-7252	1	Bearing-Ball	20	125-7166	1	Pinion ASM
5	125-7249	1	Bearing, Ball	21	125-7250	1	Clutch ASM
6	125-7113	1	Field Coil ASM	22	125-7251	1	Bearing-Ball
7	125-7114	2	Brush	23	125-7253	1	Bearing-Ball
8	125-7163	4	Screw	24	125-7167	1	Shaft
9	125-7115	1	Cover	25	125-7168	1	Stopper Set
10	125-7116	1	Brush Holder ASM	29	125-7210	2	Bolt
11	125-7114	2	Brush	30	125-7211	3	Bolt
12	125-7036	4	Spring	31	125-7169	1	Cover
13	125-7164	1	Case-Gear	32	125-7225	2	Bolt
14	125-7005	1	Housing				





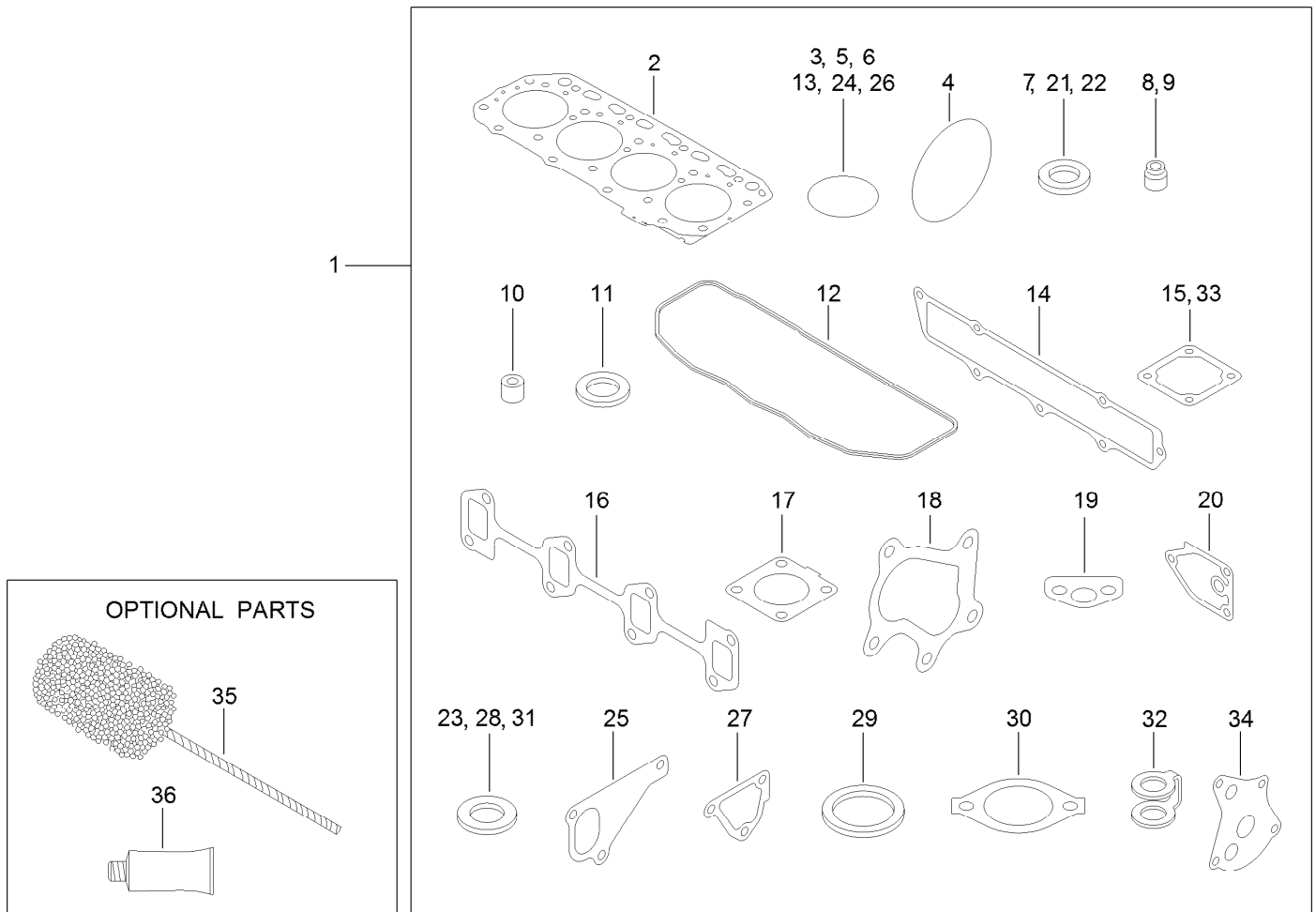
## Generator Assembly

<i>Ref.</i>	<i>Part Number</i>	<i>Qty.</i>	<i>Description</i>
1	125-7120	1	Alternator-12V
2	125-7121	1	Bolt-Stopper
3	125-7122	1	Piece-Distance
4	125-7230	1	Nut
5	125-6947	1	Spacer
6	125-7101	1	Adjuster-Belt
7	125-7134	1	Bolt
8	125-7219	1	Bolt
9	125-7173	2	Relay
10	125-7131	3	Washer
11	125-7132	2	Relay



## Electronic Control Unit Assembly

<i>Ref.</i>	<i>Part Number</i>	<i>Qty.</i>	<i>Description</i>
1	135-4281	1	Ecu
11	125-7129	1	Shield
12	125-7130	3	Collar
13	125-6908	3	Absorber
14	125-7187	6	Screw
19	125-7128	1	Ecu
20	125-7129	1	Shield
21	125-7130	3	Collar
22	125-6908	3	Absorber
23	125-7187	6	Screw



## Gasket Set

Ref.	Part Number	Qty.	Description	Ref.	Part Number	Qty.	Description
1	125-7243	1	Gasket Set	19	125-7022	1	Gasket
2	125-7049	1	Gasket-Head	20	125-7024	1	Gasket
3	125-6909	2	O-Ring	21	125-7174	7	Washer-Seal
4	125-6957	1	O-Ring	22	125-7175	2	Washer-Seal
5	125-7197	2	O-Ring	23	125-7193	2	Gasket
6	125-7199	1	O-Ring	24	125-7198	1	O-Ring
7	125-7177	1	Washer-Seal	25	125-7047	1	Gasket
8	125-6915	8	Seal-Stem, Valve	26	125-7048	1	O-Ring
9	125-6916	8	Seal-Stem, Valve	27	125-6978	1	Gasket
10	125-6921	4	Protector	28	125-7192	1	Gasket
11	125-6911	4	Seat-Valve	29	125-7026	1	Gasket
12	125-7060	1	Gasket	30	125-7110	1	Gasket
13	93-0418	7	O-Ring	31	125-6979	2	Gasket
14	125-7066	1	Gasket	32	125-6967	5	Gasket
15	125-7028	1	Gasket	33	125-7000	1	Gasket
16	125-7096	1	Gasket	34	125-7021	1	Gasket
17	125-7070	1	Gasket	35	125-7038	1	Hone
18	125-7071	1	Gasket	36	125-7248	1	Gasket-Liquid

# Attachments and Accessories

## For 30605 Groundsmaster 4000 Rotary Mower

<b>Product Name</b>	<b>Model/Part</b>
Bumper ASM .....	106-4278-03
Blade-Atomic (21.75in) .....	107-0214-03
Atomic Blade Service Pack (7 Pack) .....	108-1450
Blade-Flat Sail (21.75in) .....	110-6115-03
Flat Blade Service Pack (7 Pack) .....	110-6130
MVP Blade Kit .....	117-2722
Vinyl Backrest Extension Kit .....	119-7718
Large Seat Cover .....	120-5179
Castor Wrench .....	121-3874
Premium Engine Oil 10w30 (55 Gallon Drum) .....	121-6392
Premium Engine Oil 10w30 (5 Gallon Pail) .....	121-6393
Premium Engine Oil 15w40 (55 Gallon Drum) .....	121-6394
Premium Engine Oil 15w40 (5 Gallon Pail) .....	121-6395
Roller Assembly .....	132-6113
Pivot Caster Scraper Kit .....	132-6114
PX Hydraulic Fluid (5 Gal) .....	133-8086
PX Hydraulic Fluid (55 Gal) .....	133-8087
Skid Plate Kit .....	136-4360
Blade-Rotary, Medium Sail .....	136-4370-03
Tire-High Traction (20x10-10) .....	136-4440
Tire-High Traction (26x12-12) .....	136-4442
MVP Blade Kit .....	137-5500
8in Semi-Pneumatic Wheel ASM .....	137-5529
MVP Filter Kit .....	30089
Universal Sunshade .....	30349
North American Light Kit .....	30414
Guardian Recycler Conversion Kit .....	30420
Leaf Mulcher Kit .....	30422
CE Kit .....	30453
Right-Hand Replacement Mower .....	30476
Left-Hand Replacement Mower .....	30477
Front Deck .....	30479
Beacon Kit .....	30661
Slow-Moving Vehicle Sign Kit .....	30665
Light Adapter Kit .....	30691
Horn Kit .....	31511
Backup Alarm Kit .....	31512
4WD Manual Override Kit .....	31522
EU Light Kit .....	31543
Blade (21.75in) .....	92-5608-03
8in Foam Filled Wheel ASM .....	93-5974

**Notes:**

**Notes:**

**Notes:**



**Count on it.**