



Count on it.

Parts Catalog

Groundsmaster® 4000

Rotary Mower

Model No. 30609—Serial No. 405700000 and Up



Ordering Replacement Parts

To order replacement parts, please supply the part number, the quantity, and the description of each part desired.

Understanding Reference Numbers

Each identified part in an illustration has a reference number. The reference number for a part also appears in the parts list, along with other information about the part.

This catalog uses two special reference number formats, one to indicate parts in a service assembly and another to indicate the quantity of a given part in an illustration.

Service Assembly Reference Numbers

Parts in service assemblies have reference numbers in the form a:b. The a represents the reference number of the entire service assembly and the b represents a sequential number unique to each part within the service assembly.

For example, a wheel assembly might be identified by reference number 6, the tire by 6:1, the valve by 6:2, and the wheel by 6:3. When you order the assembly identified by reference number 6, you receive all parts identified by reference numbers 6:1, 6:2, and 6:3. However, you may also order any part individually. Reference numbers of this type appear in illustration and in parts lists.

Reference Numbers Indicating Quantity

In an illustration, if a reference number indicates more than one part, the reference number has the form nX y. The n represents the quantity of the part, the X is the multiplication symbol, and the y represents the reference number.

For example, in an illustration, the reference number 2X 37 means that two of the parts identified by reference number 37 are indicated.

Contents

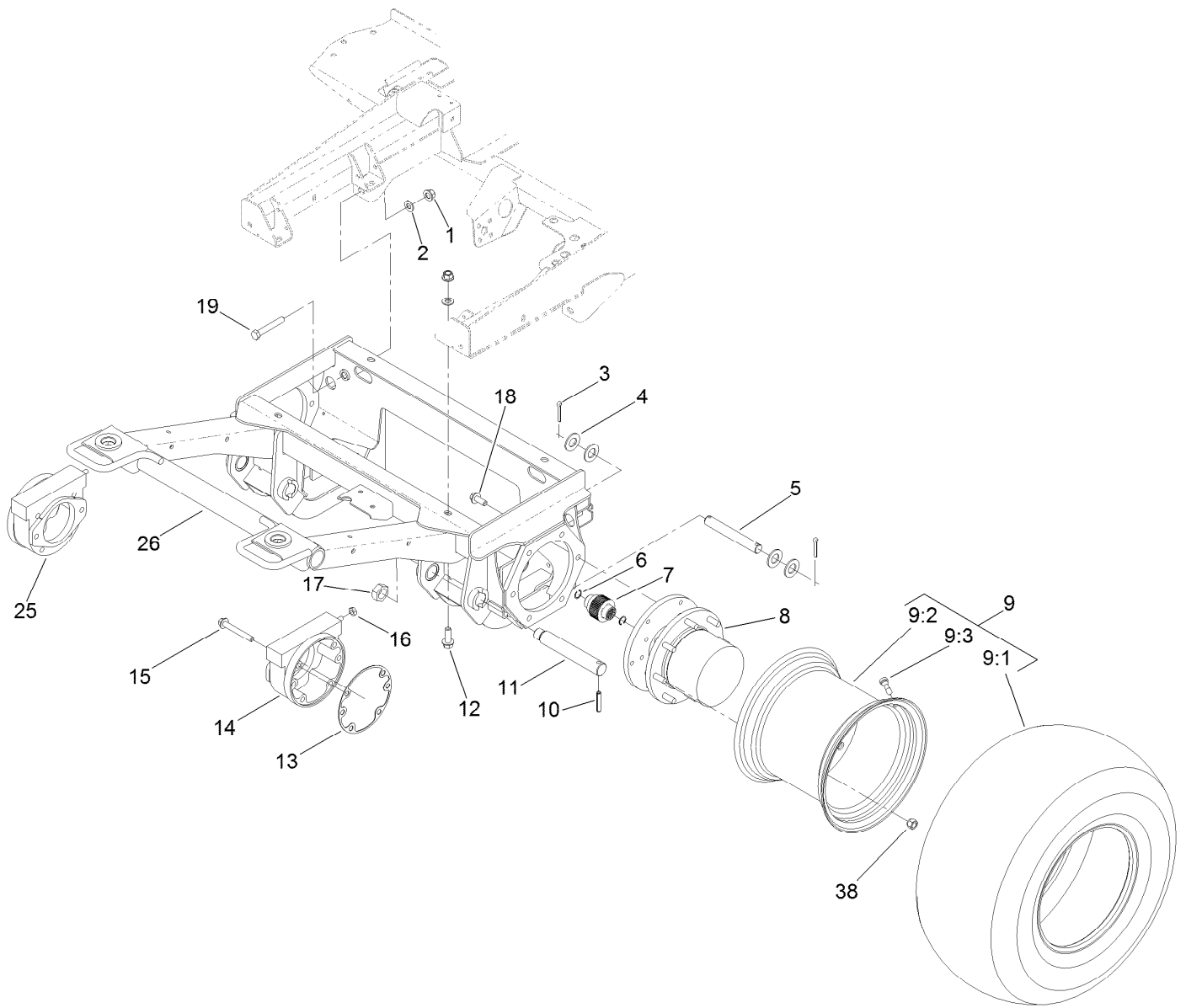
Front Frame and Steering Assembly	6
Planetary Assembly No. 136-2913	7
Brake Assembly No. 100-3070-03	8
Brake Assembly No. 100-3069-03	9
Battery, Shield and Rear Cover Assembly	10
Wing Lift Arm Assembly	11
Hydraulic Cylinder Assembly No. 139-0956	13
Impact Arm Assembly	14
Frame, Bumper and Proximity Sensor Assembly	16
ROPS and Step Assembly	17
Flywheel and Motor Mount Assembly	18
Radiator Assembly	19
Fan Mounting and Hardline Assembly	21
Hydraulic Motor Assembly No. 137-5571	22
Engine and Controller Assembly	23
Rear Axle and Steering Cylinder Assembly	24
Bevel Pinion Shaft Assembly Rear Axle Assembly No. 110-4750	26
Differential Assembly Rear Axle Assembly No. 110-4750	27
Axle Support Assembly Rear Axle Assembly No. 110-4750	28
Bevel Gear Case Assembly Rear Axle Assembly No. 110-4750	29
Bevel Gear Shaft Assembly Rear Axle Assembly No. 110-4750	30
Axle Case Assembly Rear Axle Assembly No. 110-4750	31
Axle Assembly Rear Axle Assembly No. 110-4750	32
Hydraulic Motor Assembly No. 120-8814	33
Steering Cylinder Assembly No. 121-1534	34
Hydraulic Fitting Assembly	35
Hose and Tube Routing Assembly	36
Fuel Tank and Air Cleaner Assembly	37
Air Cleaner Assembly No. 99-5410	38
Hood Assembly	39
Fuel/Water Separator and Shield Assembly	40
Front Deck Installation Assembly	41
Hydraulic Motor Assembly No. 127-3694	43
Lift Cylinder Assembly No. 120-8802	44
Front Deck Hydraulic Fitting Assembly	45
Front Deck Hose Routing Assembly	46
Front Deck Idler and Skid Assembly	47
Double Driven Spindle Assembly No. 139-1037	49
High Driven Spindle Assembly No. 139-1038	50
Front Deck Caster Arm and Wheel Assembly	51
Front Deck Driving Spindle Assembly	52
Driving Spindle Assembly No. 139-1035	53
Cutting Chamber, Cover and Roller Assembly	54
Right Deck Mount Assembly	56
Right Deck Hydraulic Fitting Assembly	57
Right Deck Hose Assembly	58
Right Deck, Idler and Skid Assembly	60
Low Driven Spindle Assembly No. 139-1039	62
Right Hand and Left Hand Castor Arm and Wheel Assembly	63
LH and RH Deck Driving Spindle Assembly	64
Right Deck Discharge Chamber and Cover Assembly	65
Left Deck Mount Assembly	66
Left Deck Hydraulic Fitting Assembly	67
Left Deck Hose Assembly	68

Contents (continued)

Left Deck, Idler and Skid Assembly	70
Left Deck Discharge Chamber and Cover Assembly	72
Traction Pedal and Platform Assembly	74
Brake Pedal Assembly	76
Seat Base and Seat Assembly	77
Air Ride Seat Suspension Assembly No. 130-2702	79
Vinyl Premium Seat Assembly No. 117-5676	80
Steering and Controller Assembly	82
Steering Column Assembly No. 132-6230	84
Fender, Tool Box and Cover Assembly	85
Fender Assembly	86
Acoustic Foam Assembly	87
Platform Wire Harness and Fuse Assembly	88
Rear Wire Harness Assembly	89
Battery Cable and Ground Assembly	90
Engine Harness Assembly	91
Piston Pump and Gear Pump Assembly	92
Hydraulic Pump Assembly No. 132-6100	94
4-Section Gear Pump Assembly No. 120-8904	96
Combination Manifold Assembly	97
Combination Manifold Assembly No. 137-5582	98
Manifold Block Assembly	100
Left PTO Manifold Assembly No. 131-1249	102
Rear Traction Manifold Assembly No. 121-1530	103
Center and Right PTO Manifold Assembly No. 131-1248	104
Flow Divider Manifold Assembly No. 121-1550	105
Drive Motor, Steer Valve and Filter Head Assembly	106
Hydraulic Motor Assembly No. 120-8812	107
Steering Valve Assembly No. 132-6256	108
Hydraulic Reservoir Assembly	110
Lift, Steer and Fan Hydraulic Assembly	112
Oil Cooler Hydraulic Assembly	114
Traction Hydraulic Assembly	116
Armrest Control Panel Assembly	118
Cylinder Block Assembly	120
Gear Housing Assembly	121
Flywheel Housing and Oil Sump Assembly	122
Cylinder Head and Cover Assembly	124
Suction Manifold Assembly	126
Exhaust Manifold Assembly	127
Diesel Particulate Filter Assembly	128
Camshaft and Driving Gear Assembly	130
Turbine Assembly	131
Crankshaft and Piston Assembly	132
Lubrication and Oil System Assembly	133
Lubrication Oil Line Assembly	134
Cooling Water System Assembly	135
Fuel System Assembly	136
Fuel Injection Valve Assembly	137
Fuel Line Assembly	138
Starting Motor Assembly	139
Generator Assembly	140
Electric Parts Assembly	141
Gasket Set	142

Contents (continued)

Attachments and Accessories 144



Front Frame and Steering Assembly

Ref.	Part Number	Qty.	Description	Ref.	Part Number	Qty.	Description
1	99-5107	6	Nut-Lock	11	100-3017	2	Pin-Arm, Lift
2	3256-26	6	Washer-Flat	12	100-6116	4	Screw-HHF
3	3272-30	4	Pin-Cotter	13	93-7984	2	Gasket
4	3256-29	8	Washer-Flat	14	100-3070-03	1	Brake ASM
5	110-6006	2	Pin-Clevis	15	33106-080	8	Screw-HHF
6	93-7972	4	Ring-Retaining, Internal	16	3218-4	2	Nut-Jam
7	100-3046	2	Shaft-Brake, Splined	17	3296-49	2	Nut-Lock, NI
8	136-2913	2	Planetary ASM	18	33106-030	12	Screw-HHF
9		2	Wheel And Tire ASM ●	19	325-13	2	Screw-HH
9:1	119-8313	1	Tire	25	100-3069-03	1	Brake ASM
9:2	136-4391	1	Rim	26	132-6250-03	1	Frame-Front
9:3	232-27	1	Stem-Valve	38	242-50	16	Nut-Lug
10	32121-110	2	Pin-Roll, Slotted				

● Not serviced separately



29 = Items Included in Seal Kit

Planetary Assembly No. 136-2913

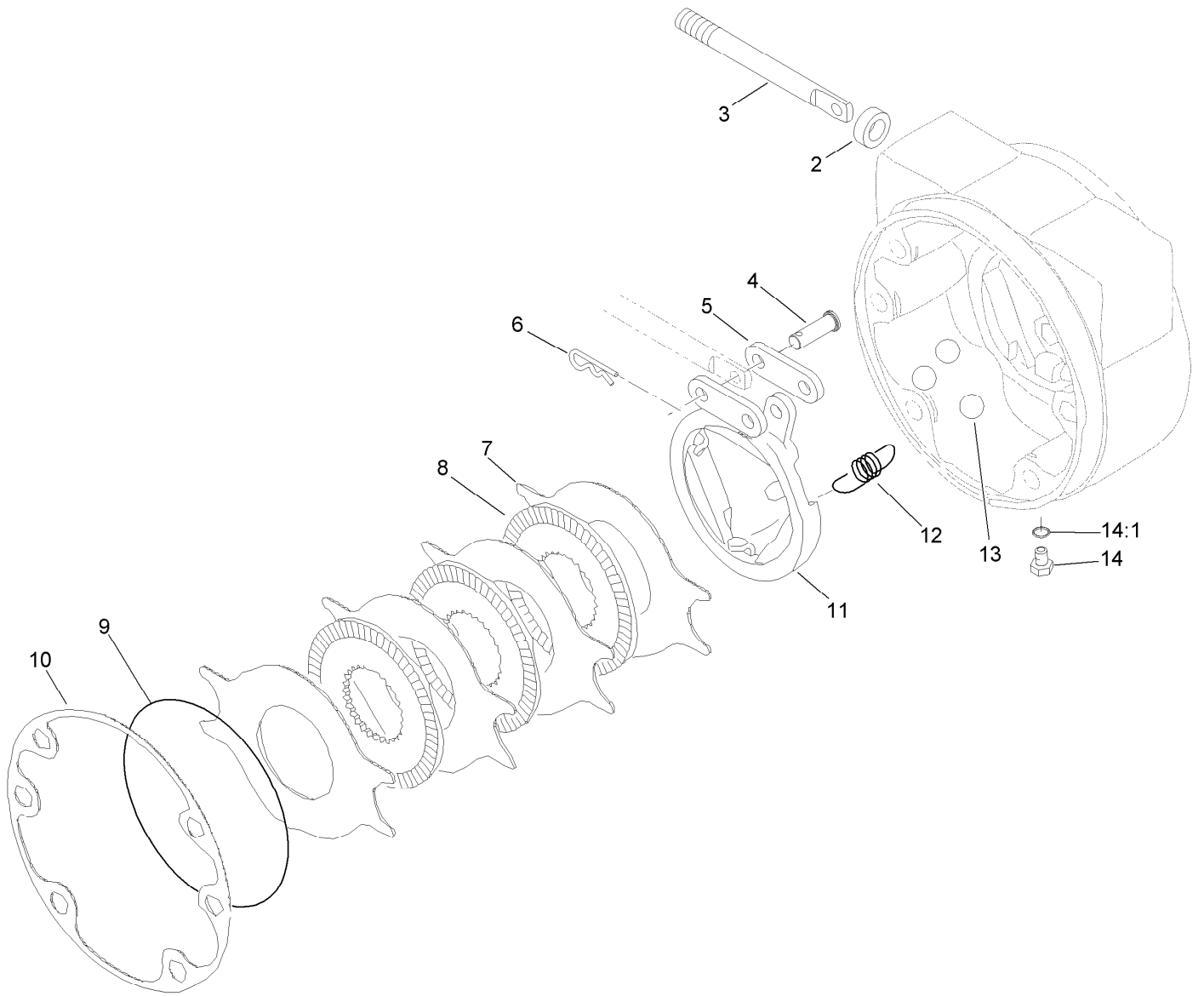
Ref.	Part Number	Qty.	Description	Ref.	Part Number	Qty.	Description
1		1	Spindle ●	18	237-78	1	O-Ring
2	138-1204	1	Seal-Boot	19	138-1211	2	Plug-Flange, Magnetic
3		1	Seal-Lip ●	20	138-1212	2	O-Ring
4	138-1205	2	Bearing-Cup	21	138-1213	1	Cap-End
5	138-1206	2	Bearing-Cone	22	138-1214	1	Washer-Thrust, Sun
6	105-8124	8	Stud-Wheel	23	105-8131	2	Ring-Retaining
7	138-1207	8	Screw-Socket Head	24		1	O-Ring ●
8	138-1208	8	Washer-Lock	25	138-1215	1	Gear-Primary, Sun
9		1	Housing ●	26	138-1216	1	Shaft-Drive
10	105-8121	4	Pin-Dowel	27	138-1217	1	Primary Carrier ASM
11		1	O-Ring ●	28	138-1218	1	Secondary Carrier ASM
12	138-6928	1	Spacer	29	138-1219	1	Seal Kit
13	138-6929	1	Washer	29:1		1	Seal-Lip ●
14	138-6930	1	Nut-Lock	29:2		1	O-Ring ●
15	138-1209	1	Gear-Ring	29:3		1	O-Ring ●
16	138-1210	1	Ring-Snap	29:4		1	O-Ring ●
17	353-990	1	Plug ASM	29:5		1	O-Ring ●
17:1	237-78	1	O-Ring				

● Not serviced separately



Brake Assembly No. 100-3070-03

Ref.	Part Number	Qty.	Description
2	93-7977	1	Seal
3	93-7978	1	Rod-Pull
4	93-7983	2	Pin-Clevis
5	93-7980	2	Link
6	93-7979	2	Pin-Hitch
7	93-7986	4	Disc-Stationary
8	104-4278	3	Disc-Rotating
9	93-7976	1	Ring-Retaining
10	93-7984	1	Gasket
11	104-4279	1	Actuator-Rotating
12	93-7987	3	Spring-Extension
13	93-7985	3	Ball
14	353-990	2	Plug ASM
14:1	237-78	1	O-Ring



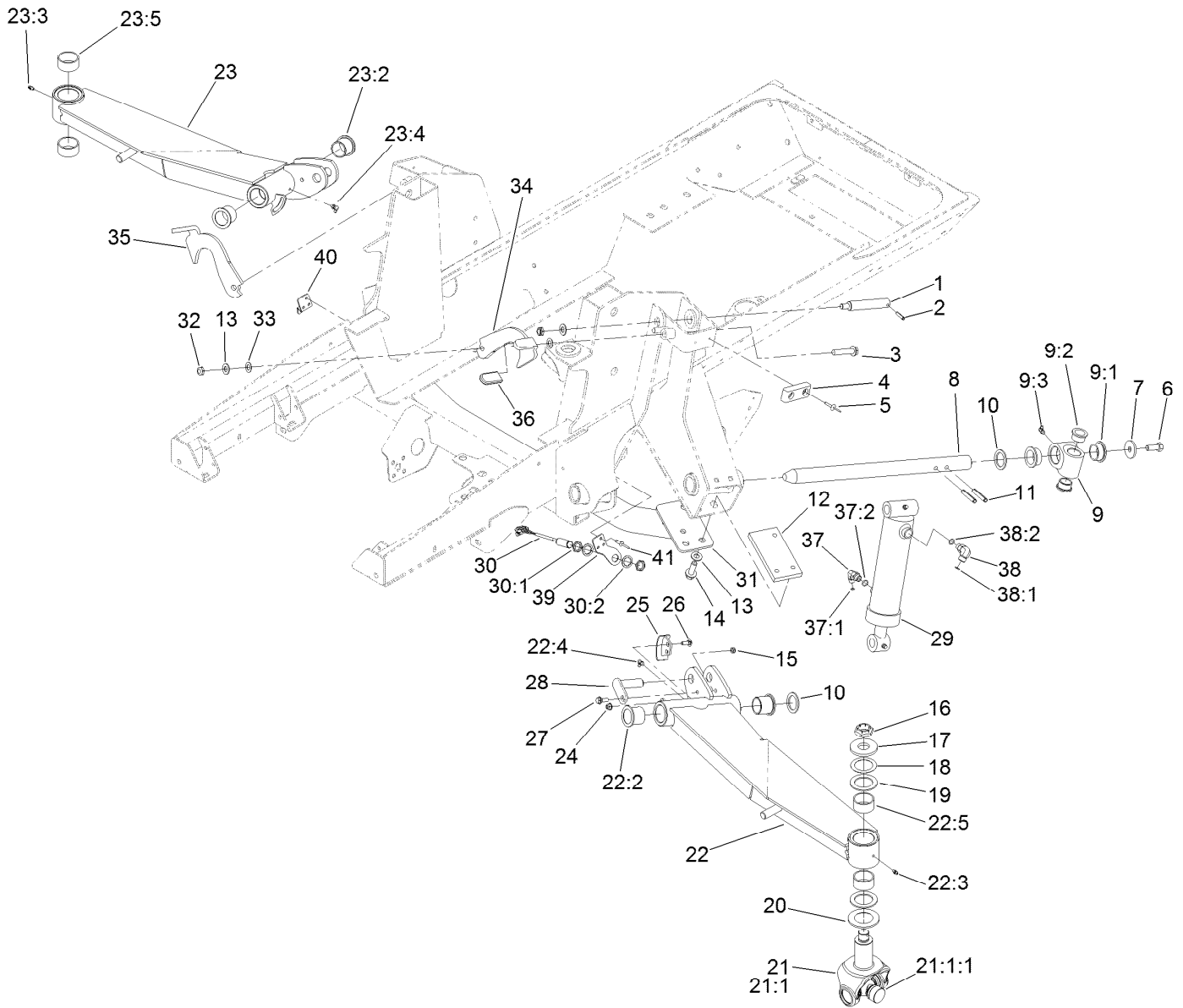
Brake Assembly No. 100-3069-03

Ref.	Part Number	Qty.	Description
2	93-7977	1	Seal
3	93-7978	1	Rod-Pull
4	93-7983	2	Pin-Clevis
5	93-7980	2	Link
6	93-7979	2	Pin-Hitch
7	93-7986	4	Disc-Stationary
8	104-4278	3	Disc-Rotating
9	93-7976	1	Ring-Retaining
10	93-7984	1	Gasket
11	104-4280	1	Actuator-Rotating
12	93-7987	3	Spring-Extension
13	93-7985	3	Ball
14	353-990	2	Plug ASM
14:1	237-78	1	O-Ring



Battery, Shield and Rear Cover Assembly

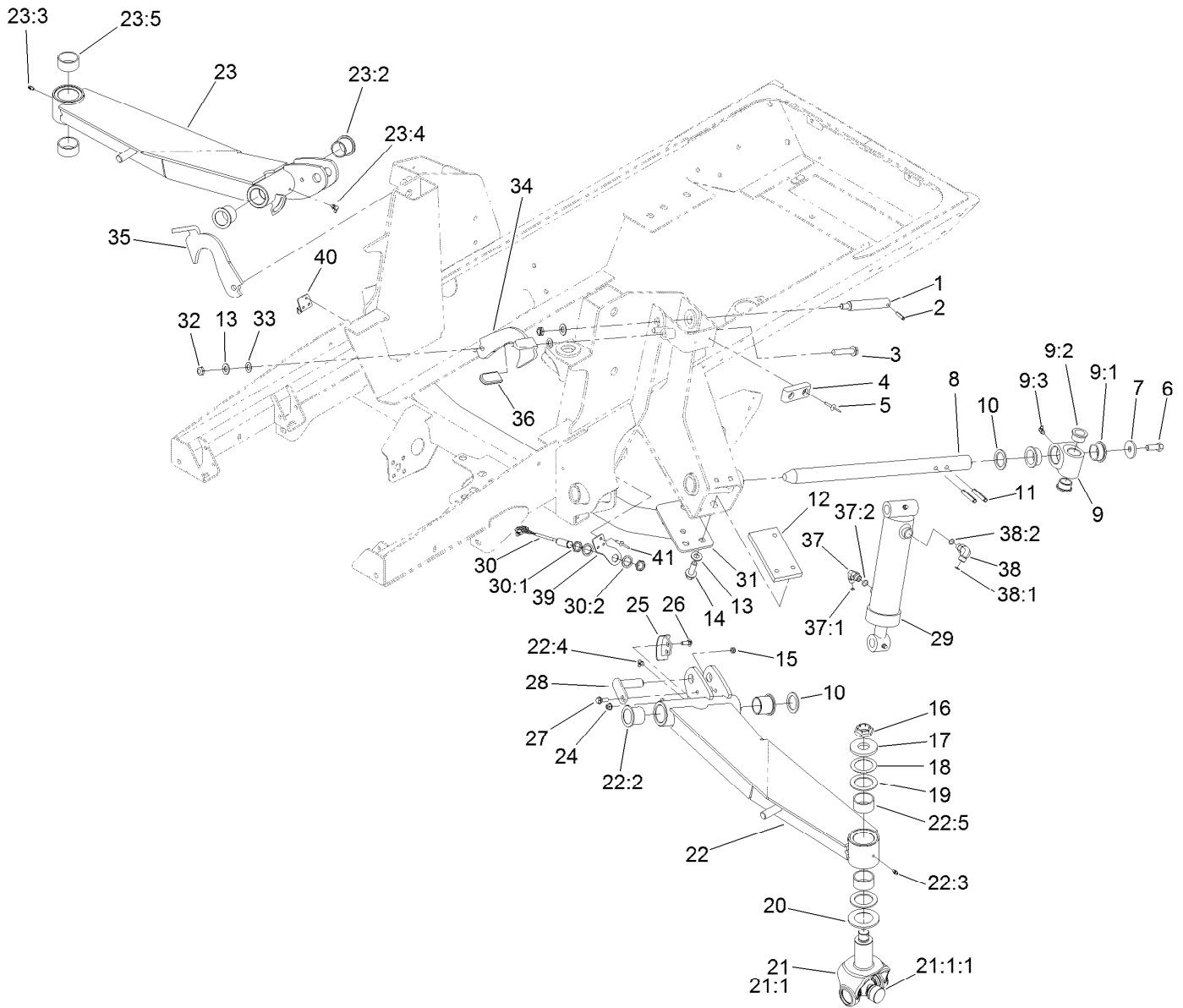
<i>Ref.</i>	<i>Part Number</i>	<i>Qty.</i>	<i>Description</i>
3	131-1246-03	1	Plate-Cover
4	3256-3	2	Washer-Flat
5	32104-6	2	Screw-HH, TAP
11	3230-23	2	Screw-CARR
12	121-1512-03	1	Shield-Battery
13	104-8300	2	Nut-HF, NI
14	3231-5	1	Screw-CARR
15	138-6335	1	Retainer-Battery
16	104-8301	1	Nut-HF, NI
17	139-1005	1	Battery Kit
17:1	127-7507	1	Battery
17:2	139-1006	1	Decal



Wing Lift Arm Assembly

Ref.	Part Number	Qty.	Description	Ref.	Part Number	Qty.	Description
1	104-3537	2	Pin-Cylinder	16	116-1399	2	Locknut
2	32121-9	2	Pin-Roll, Slotted	17	104-0719	2	Washer-Hardened
3	3234-46	2	Screw-HHF	18	114-5641	2	Washer-Thrust
4	86-5350	2	Bumper-Rubber	19	104-0721	4	Washer-Thrust
5	3269-11	4	Rivet-Pop	20	104-0720	2	Spacer
6	325-5	2	Screw-HH	21	114-5640-03	2	Joint Yoke ASM
7	106-2008	2	Washer-Thrust	21:1		1	Yoke-Joint ●
8	121-3882	2	Shaft-Pivot, Lift Arm	21:1:1	104-4299	1	Cross And Bearing Kit
9	115-5468	2	Pivot Hub ASM	22	132-6210	1	LH Lift Arm ASM
9:1	115-5469	2	Bushing-Flange	22:2	69-6470	2	Bushing-Caster
9:2	114-5680	2	Bushing-Flange	22:3	302-5	1	Fitting-Grease
9:3	302-60	1	Fitting-Grease	22:4	302-60	1	Fitting-Grease
10	256-304	4	Washer-Thrust	22:5	114-5596	2	Bushing-Straight
11	117-5479	4	Pin-Spring	23	132-6217	1	RH Lift Arm ASM
12	120-8859-03	2	Block-Tapped	23:2	69-6470	2	Bushing-Caster
13	3256-26	10	Washer-Flat	23:3	302-5	1	Fitting-Grease
14	100-6116	6	Screw-HHF	23:4	302-60	1	Fitting-Grease
15	3296-47	2	Nut-Lock, NI	23:5	114-5596	2	Bushing-Straight

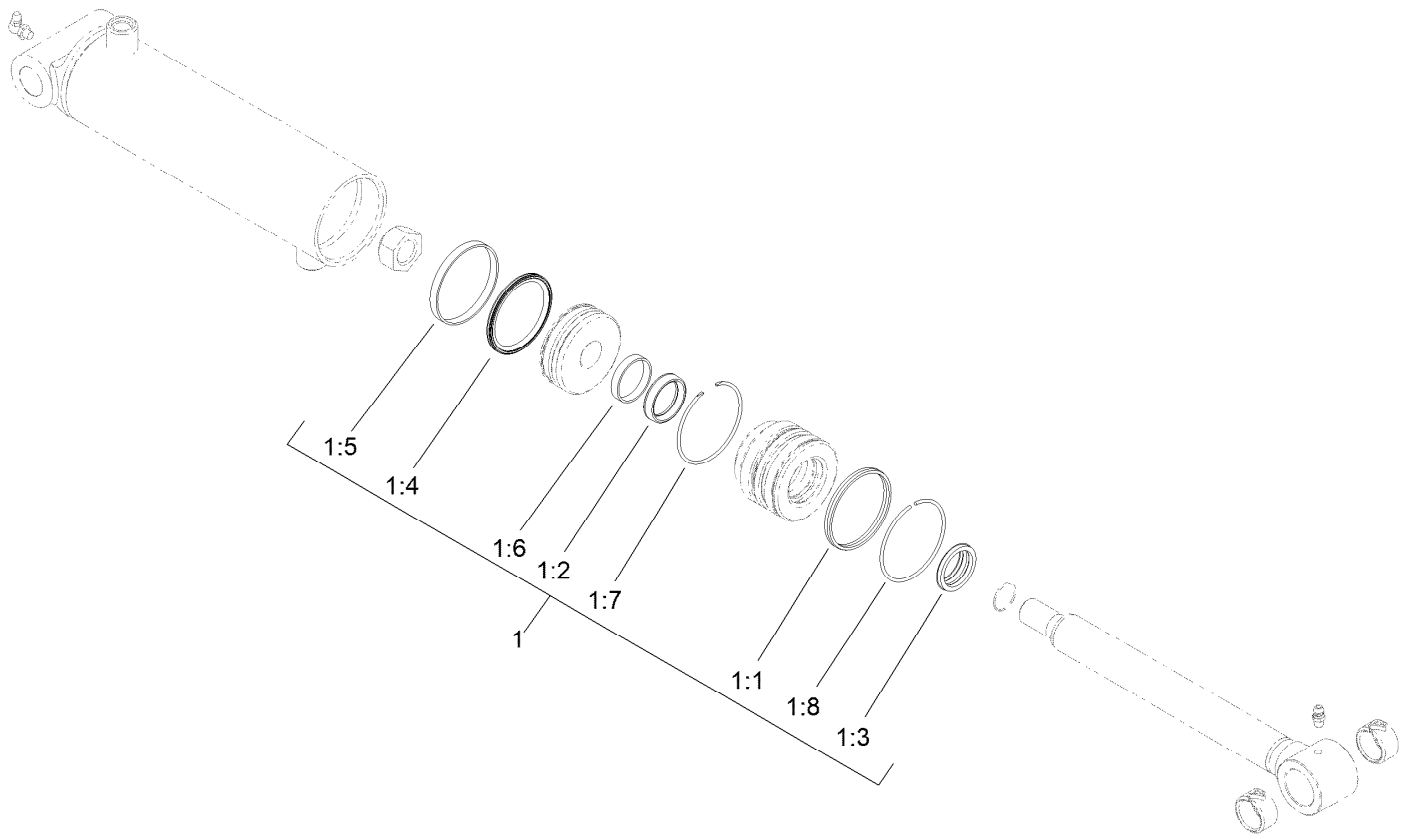
● Not serviced separately



Wing Lift Arm Assembly (continued)

Ref.	Part Number	Qty.	Description	Ref.	Part Number	Qty.	Description
24	104-8300	4	Nut-HF, NI	34	136-4395-03	1	Latch-Deck, LH
25	132-1429	2	Sensor-Trigger	35	136-4394-03	1	Latch-Deck, RH
26	3230-16	4	Screw-CARR	36	48-7081	2	Grip-Plastic
27	27-0410	2	Screw-Shoulder	37	340-82	2	Fitting-Elbow, 90 DEG
28	131-4305	2	Pin	37:1	237-42	1	O-Ring
29	139-0956	2	HYD Cylinder ASM	37:2	237-21	1	O-Ring
30	115-5300	2	Proximity Switch ASM	38	340-77	2	Fitting-Elbow, 90 DEG
30:1	117-3207	2	Nut-Hex	38:1	237-22	1	O-Ring
30:2	117-3208	2	Washer-Lock, Internal Tooth	38:2	237-42	1	O-Ring
31	120-9000-03	1	Crossmember	39	132-1421	1	Plate-Pivot, LH
32	3296-45	4	Nut-Hex	40	132-1422	1	Plate-Pivot, RH
33	104-3577	4	Washer	41	3290-412	6	Rivet-Blind

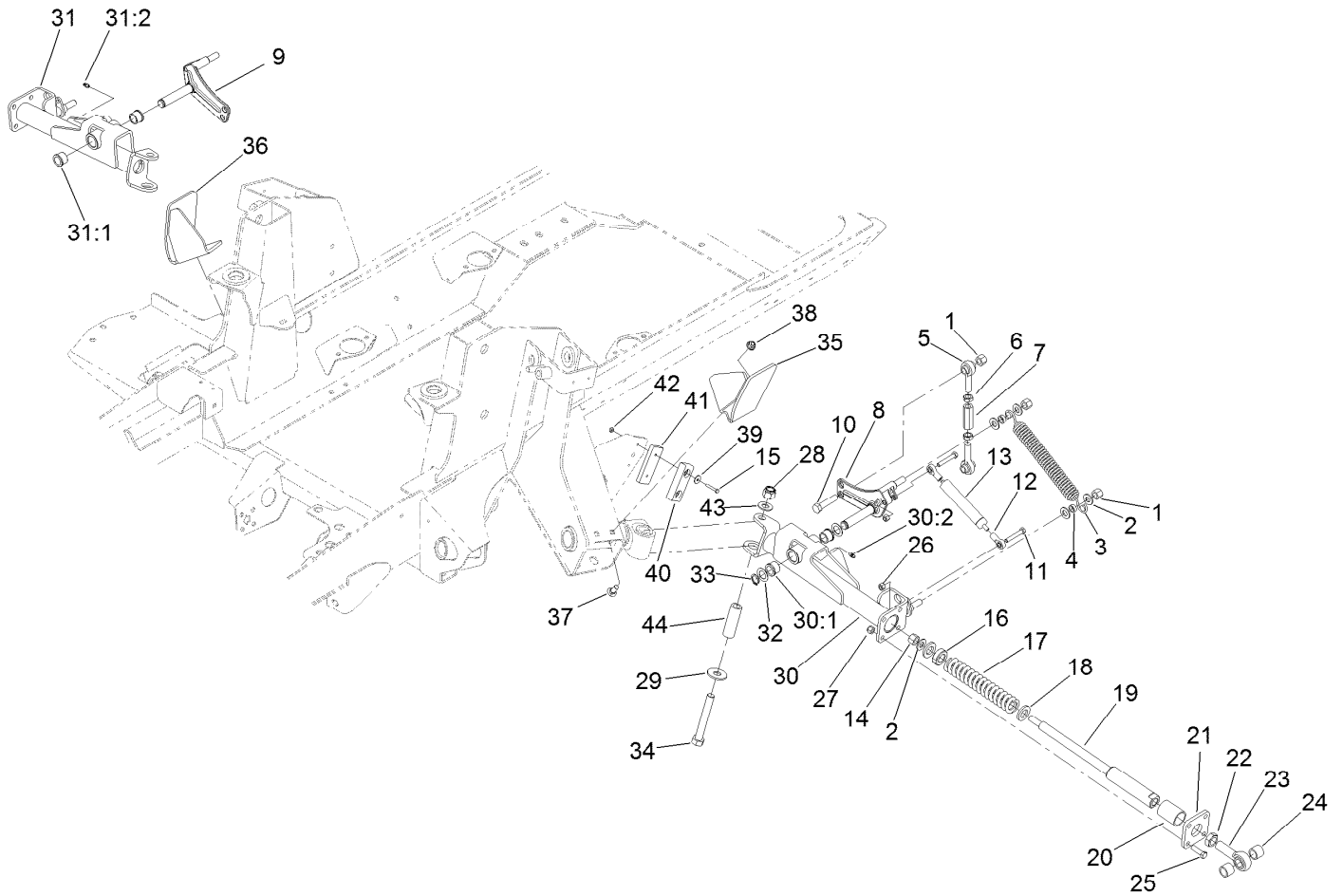
● Not serviced separately



Hydraulic Cylinder Assembly No. 139-0956

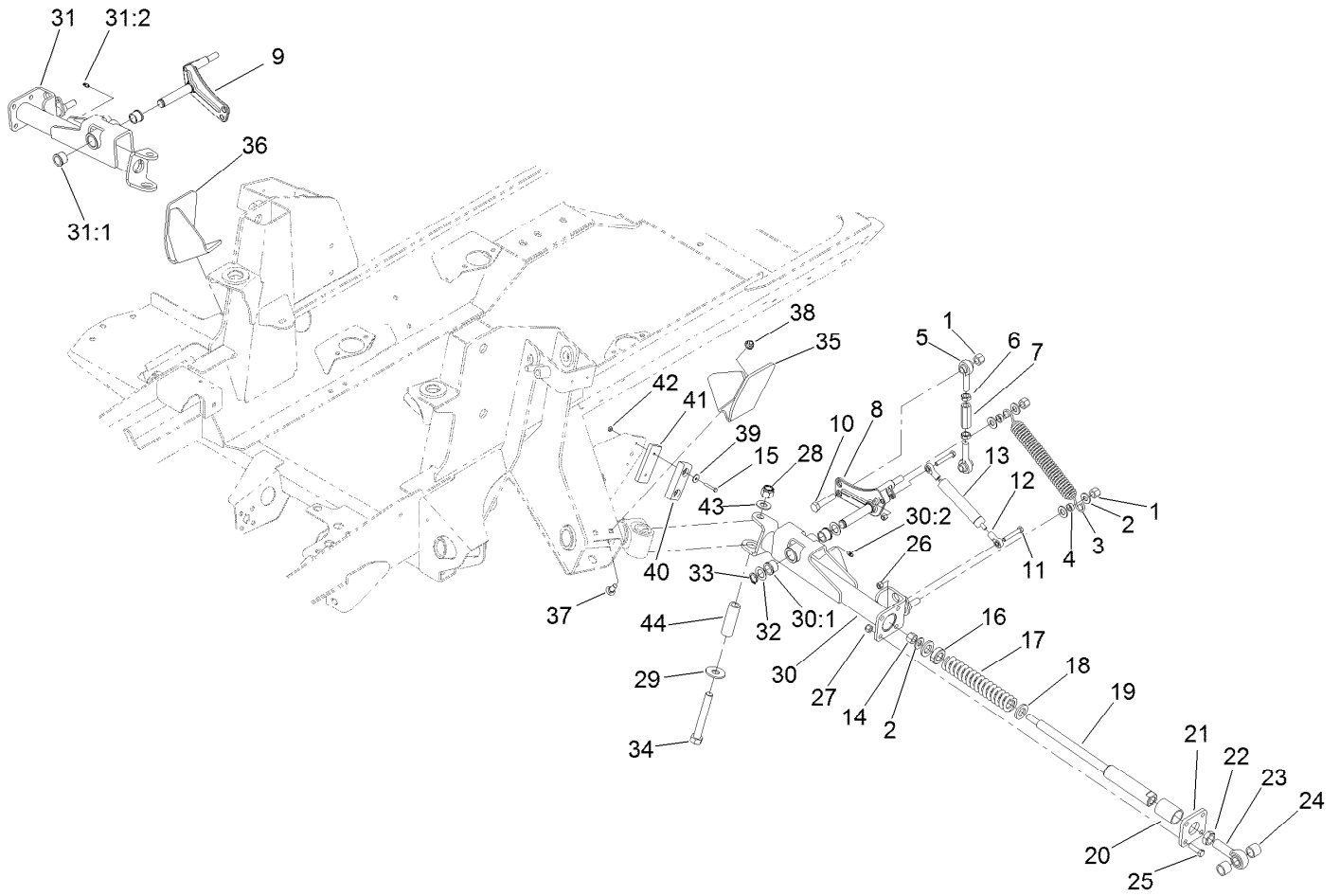
<i>Ref.</i>	<i>Part Number</i>	<i>Qty.</i>	<i>Description</i>
1	139-0994	1	Seal Repair Kit
1:1		1	Seal-Dual ●
1:2		1	Seal-Rod ●
1:3		1	Wiper-Rod ●
1:4		1	Seal-Piston ●
1:5		1	Ring-Wear, Piston ●
1:6		1	Ring-Wear, Rod ●
1:7		1	Ring-Retaining, Internal ●
1:8		1	Ring-Retaining, External ●

● Not serviced separately



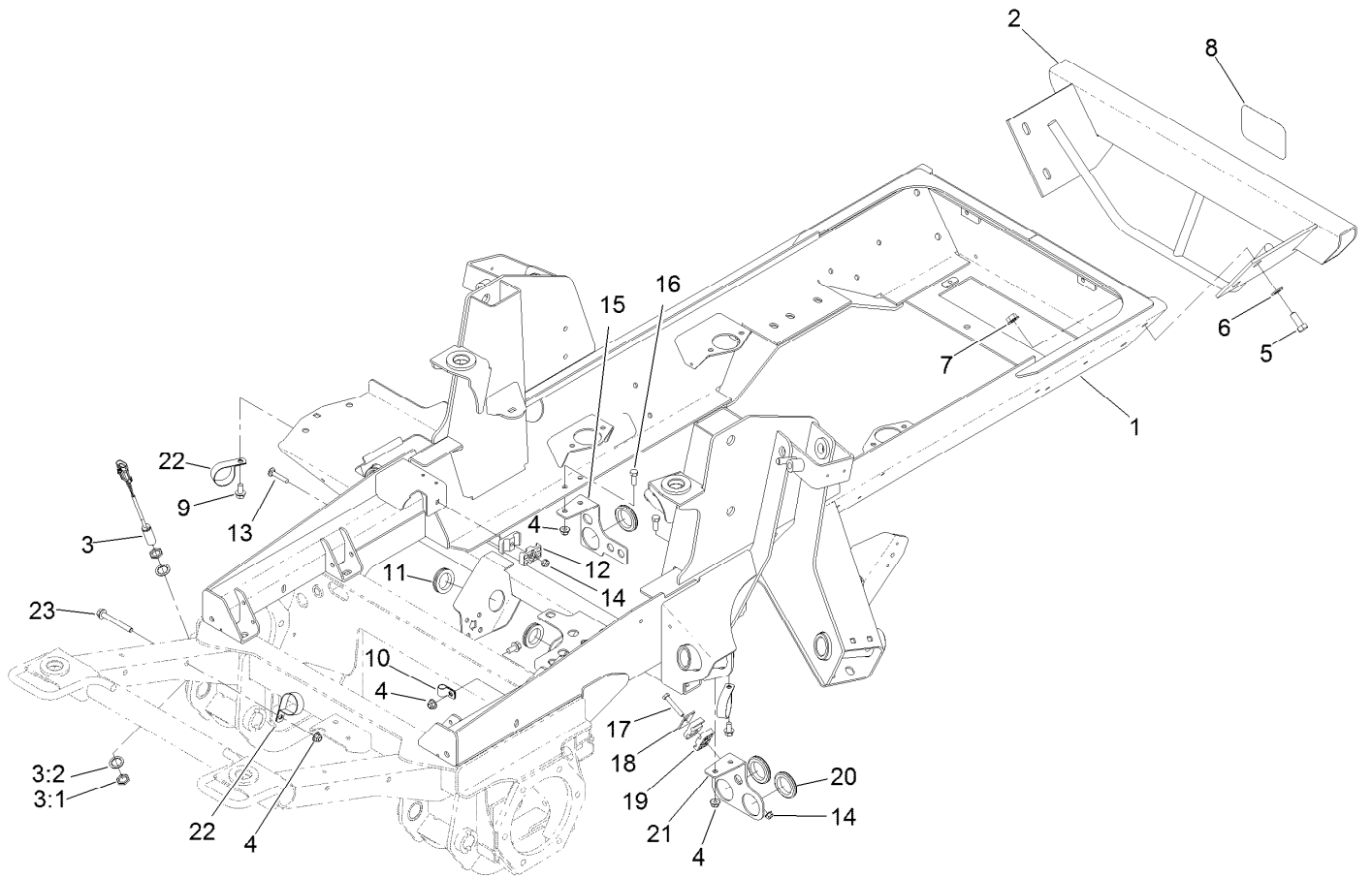
Impact Arm Assembly

Ref.	Part Number	Qty.	Description	Ref.	Part Number	Qty.	Description
1	3296-23	6	Nut-Lock, NI	22	3220-7	2	Nut-Jam
2	3256-26	10	Washer-Flat	23	105-2806	2	End-Rod
3	104-7520	2	Spring-Damper	24	136-0077	4	Spacer
4	104-7521	4	Bushing	25	323-7	8	Screw-HH
5	105-2808	4	End-Rod	26	3296-29	4	Nut-Lock, NI
6	3220-5	4	Nut-Jam	27	3296-39	8	Nut-Lock, NI
7	105-2809	2	Tube-Link	28	3296-53	2	Nut-Lock, NI
8	114-2717	1	Crank-Bell, LH	29	3256-7	2	Washer-Flat
9	114-2716	1	Crank-Bell, RH	30	120-8884	1	LH Rear Arm ASM
10	325-9	2	Screw-HH	30:1	256-113	2	Bushing-Flange
11	322-10	4	Screw-HH	30:2	302-5	1	Fitting-Grease
12	104-8331	4	End-Rod, Spherical	31	120-8883	1	RH Rear Arm ASM
13	105-3249	2	Damper	31:1	256-113	2	Bushing-Flange
14	3296-23	2	Nut-Lock, NI	31:2	302-5	1	Fitting-Grease
15	3290-360	4	Screw-HH	32	3-6498	4	Washer-Thrust
16	105-4552	2	Bearing-Plastic	33	32120-93	2	Ring-Retaining
17	100-8138	2	Spring-Compression	34	327-23	2	Screw-HH
18	105-4551	4	Washer-Flat	35	120-8856-03	1	Bracket-Roller, LH
19	105-4548	2	Shaft-Spring	36	120-8874-03	1	Bracket-Roller, RH
20	105-4550	2	Bushing-Straight	37	3231-2	4	Bolt-CARR
21	105-2807-03	2	Plate	38	104-8301	4	Nut-HF, NI



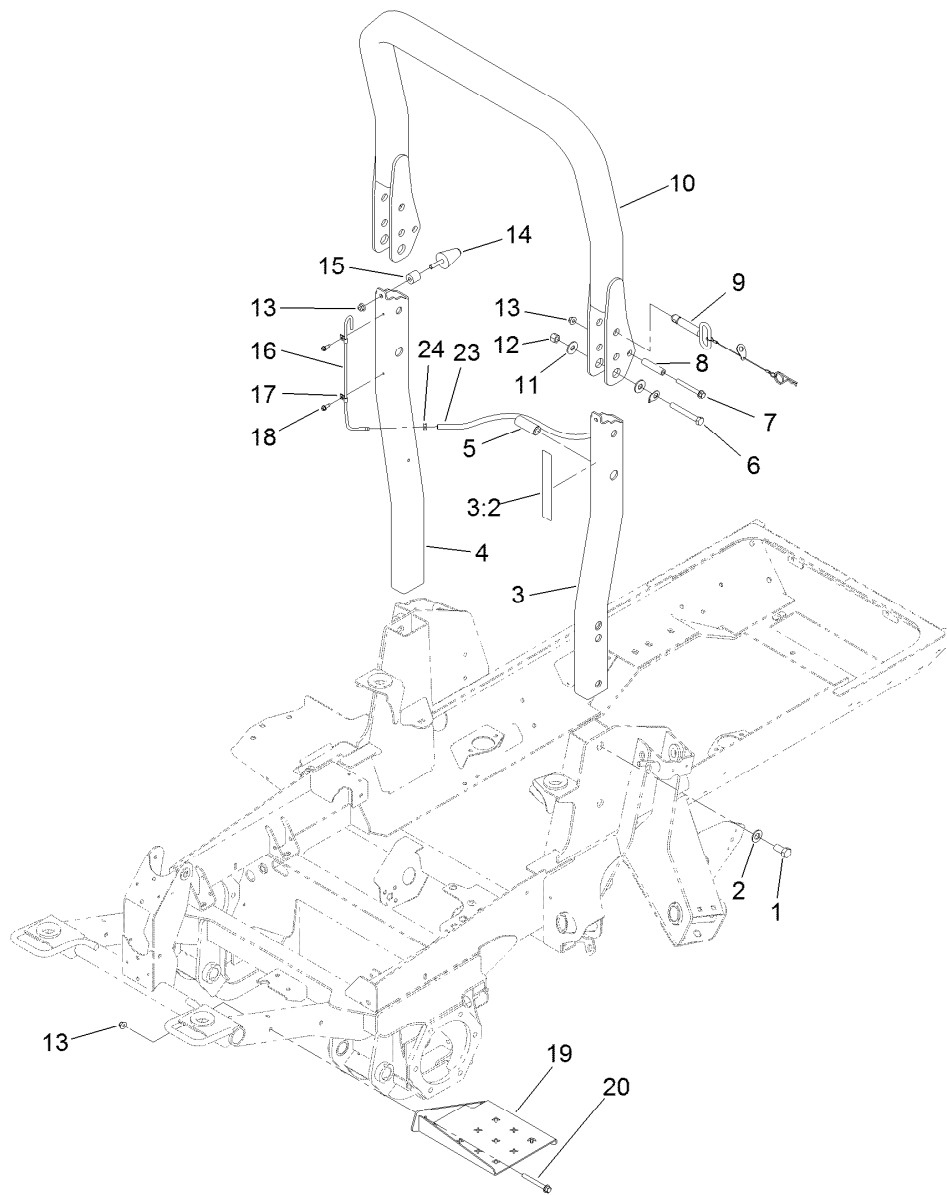
Impact Arm Assembly (continued)

<i>Ref.</i>	<i>Part Number</i>	<i>Qty.</i>	<i>Description</i>	<i>Ref.</i>	<i>Part Number</i>	<i>Qty.</i>	<i>Description</i>
39	3256-61	4	Washer-Flat	42	3296-2	4	Nut-Lock, NI
40	86-5350	2	Bumper-Rubber	43	3256-27	2	Washer-Flat
41	119-8308-03	2	Plate	44	94-6604	2	Tube-Spacer



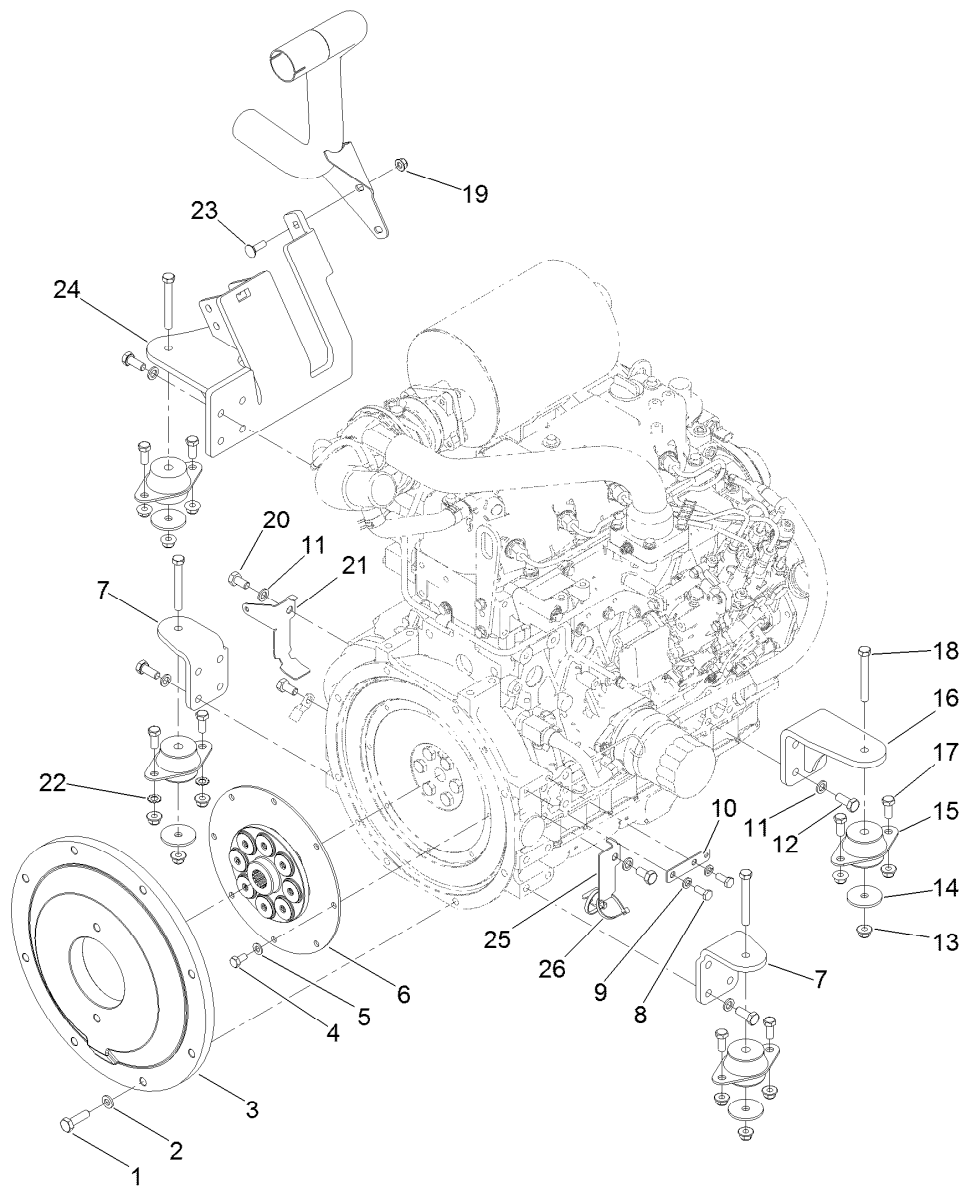
Frame, Bumper and Proximity Sensor Assembly

<i>Ref.</i>	<i>Part Number</i>	<i>Qty.</i>	<i>Description</i>	<i>Ref.</i>	<i>Part Number</i>	<i>Qty.</i>	<i>Description</i>
1	120-4010-03	1	Frame	12	56-7971	2	Clamp-Tube
2	120-8919-03	1	Bumper	13	3230-5	1	Bolt-CARR
3	115-0282	1	Proximity Sensor ASM	14	104-8300	2	Nut-HF, NI
3:1	117-3207	2	Nut-Hex	15	121-1508-03	1	Bracket-Bulkhead
3:2	117-3208	2	Washer-Lock, Internal Tooth	16	323-6	4	Screw-HH
4	104-8301	6	Nut-HF, NI	17	322-10	1	Screw-HH
5	325-5	4	Screw-HH	18	69-9760	1	Plate-Cover
6	3256-26	4	Washer-Flat	19	56-7976	2	Clamp-Tube
7	32128-23	4	Nut-HF	20	240-2	3	Grommet-Rubber
8	105-8278	1	Decal	21	121-1481-03	1	Plate-Mount, Bulkhead (LH)
9	3234-1	3	Screw-HHF	22	2412-147	3	Clamp-R
10	2412-138	1	R-Clamp	23	3234-41	1	Screw-HHF
11	240-7	2	Grommet-Rubber				



ROPS and Step Assembly

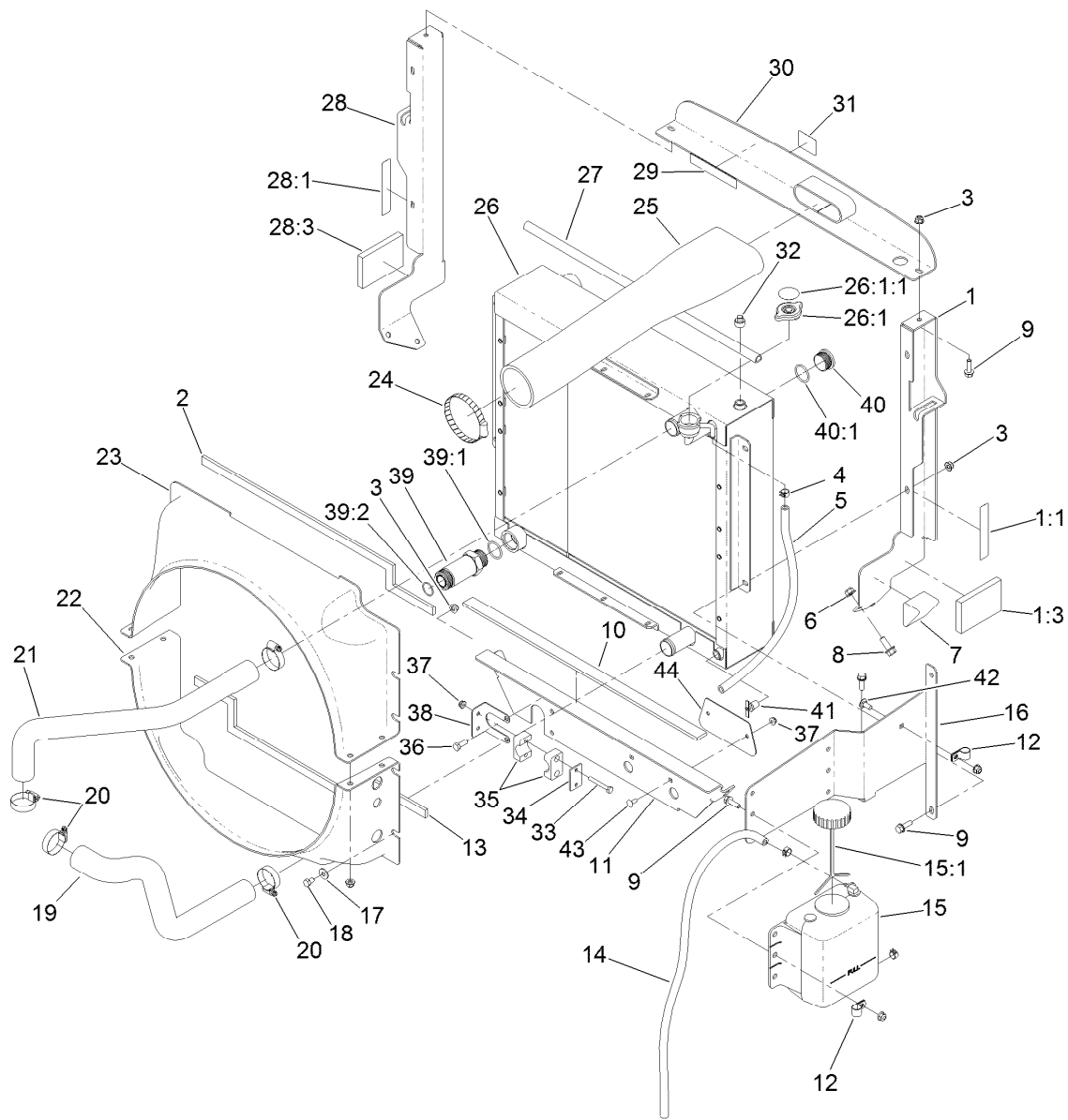
<i>Ref.</i>	<i>Part Number</i>	<i>Qty.</i>	<i>Description</i>	<i>Ref.</i>	<i>Part Number</i>	<i>Qty.</i>	<i>Description</i>
1	121-1658	4	Screw-HH	12	3296-23	2	Nut-Lock, NI
2	3256-27	4	Washer-Flat	13	104-8301	6	Nut-HF, NI
3	121-1744	1	Left ROPS ASM	14	121-1604	2	Bumper-Rubber
3:2	120-8947	1	Decal-Danger, ROPS	15	61-2220	2	Spacer
4	121-1632-03	1	ROPS-Lower, RH	16	121-1638	1	Tube-Vent
5	121-1660	2	Spacer	17	2412-72	2	Clip-Closed, Insulated
6	325-35	2	Screw-HH	18	32104-95	2	Screw-HWH
7	3234-41	2	Screw-HHF	19	120-9020-03	1	Step
8	106-0877	2	Spacer-Shield	20	3234-41	2	Screw-HHF
9	121-1629	2	ROPS Fold Pin ASM	23	110-5701	1	Hose-Fuel
10	121-1642	1	ROPS-Upper	24	2412-98	1	Clamp-Hose
11	3256-6	4	Washer-Flat				



Flywheel and Motor Mount Assembly

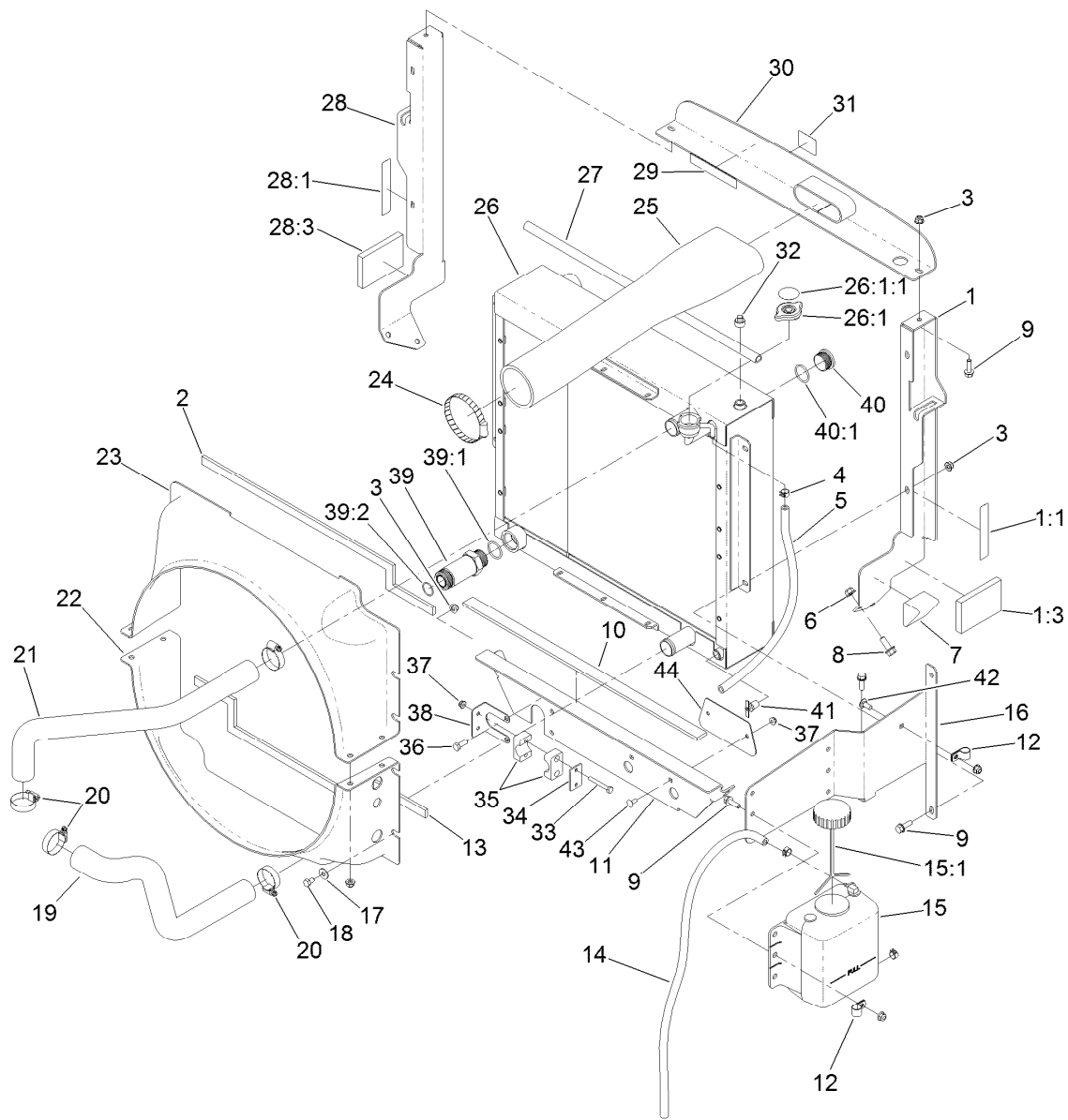
Ref.	Part Number	Qty.	Description
1	117-5663	8	Screw-HH
2	107-1413	8	Washer-Hardened
3	132-6120-03	1	Plate-Flywheel
4	99-5132	8	Bolt
5	87-7510	8	Washer-Flat
6	132-6121	1	Coupling-Flywheel
7	120-4066-03	2	Mount-Motor, Front
8	33114-020	2	Screw-HH
9	3253-4	2	Washer-Lock
10	121-5636	1	Tab-Harness
11	48-9590	18	Washer-Lock
12	33115-025	16	Screw-HH
13	104-8301	12	Nut-HF, NI

Ref.	Part Number	Qty.	Description
14	63-7400	4	Washer-Rebound
15	53-9682	4	Mount-Engine
16	120-4068-03	1	Mount-Motor
17	323-5	8	Screw-HH
18	323-14	4	Screw-HH
19	104-8300	2	Nut-HF, NI
20	33115-020	3	Screw-HH
21	139-0992	1	Bracket-Harness, RH
22	3255-9	2	Washer-Lock
23	3230-2	2	Bolt-CARR
24	127-3722-03	1	Mount-Motor
25	139-0993	1	Bracket-Harness, LH
26	3290-378	2	Tie-Cable



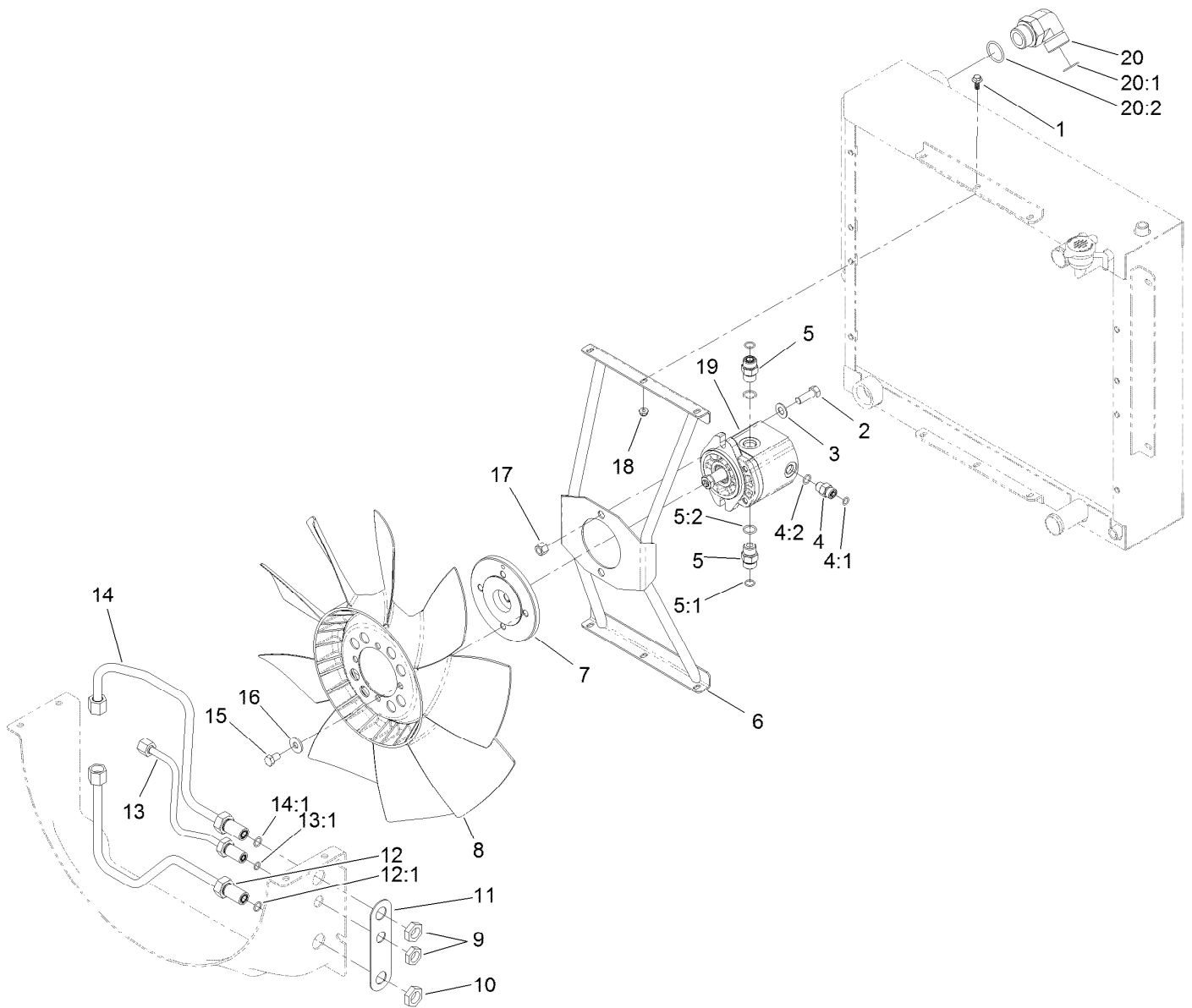
Radiator Assembly

Ref.	Part Number	Qty.	Description	Ref.	Part Number	Qty.	Description
1	121-1479	1	LH Radiator Support ASM	19	121-1746	1	Hose-Radiator, Lower
1:1	93-7272	1	Decal-Warning	20	2412-111	4	Clamp
1:3	100-2196	1	Pad-Foam	21	121-1747	1	Hose-Radiator, Upper
2	121-1684	1	Foam-Radiator	22	121-1517	1	Shroud-Radiator, Lower
3	104-8300	15	Nut-HF, NI	23	121-1515	1	Shroud-Radiator, Upper
4	92-2379	3	Clamp-Hose	24	2412-110	1	Clamp-Band/Screw
5	110-4112	1	Hose-Fuel	25	121-1474	1	Hose-Inlet, Air Cleaner
6	104-8301	6	Nut-HF, NI	26	132-6161	1	Radiator/Oil Cooler
7	93-5954	2	Plug-Foam	26:1	115-7766	1	Cap-Radiator
8	3234-11	6	Screw-HHF	26:1:1	106-6755	1	Decal-Cap, Radiator
9	3234-29	12	Screw-HHF	27	114-3828	1	Seal-Bulb
10	104-2226	1	Strip-Foam	28	121-1478	1	RH Radiator Support ASM
11	139-0952-03	1	Support-Radiator	28:1	93-7272	1	Decal-Warning
12	92-6064	2	Clamp-R	28:3	100-2196	1	Pad-Foam
13	121-1685	1	Foam-Radiator, Lower	29	93-7272	1	Decal-Warning
14	110-9662	1	Hose-Fuel	30	136-4364-03	1	Bracket-Intake
15	120-5571	1	Coolant Reservoir ASM	31	117-4765	1	Decal-Starting Fluid
15:1	87-7050	1	Cap-Reservoir	32	281-13	1	Plug-Pipe
16	130-0603-03	1	Bracket-Mount, Bottle	33	321-11	2	Screw-HH
17	3256-3	8	Washer-Flat	34	114-4902	1	Plate-Cover
18	322-1	8	Screw-HH	35	114-4901	1	Clamp



Radiator Assembly (continued)

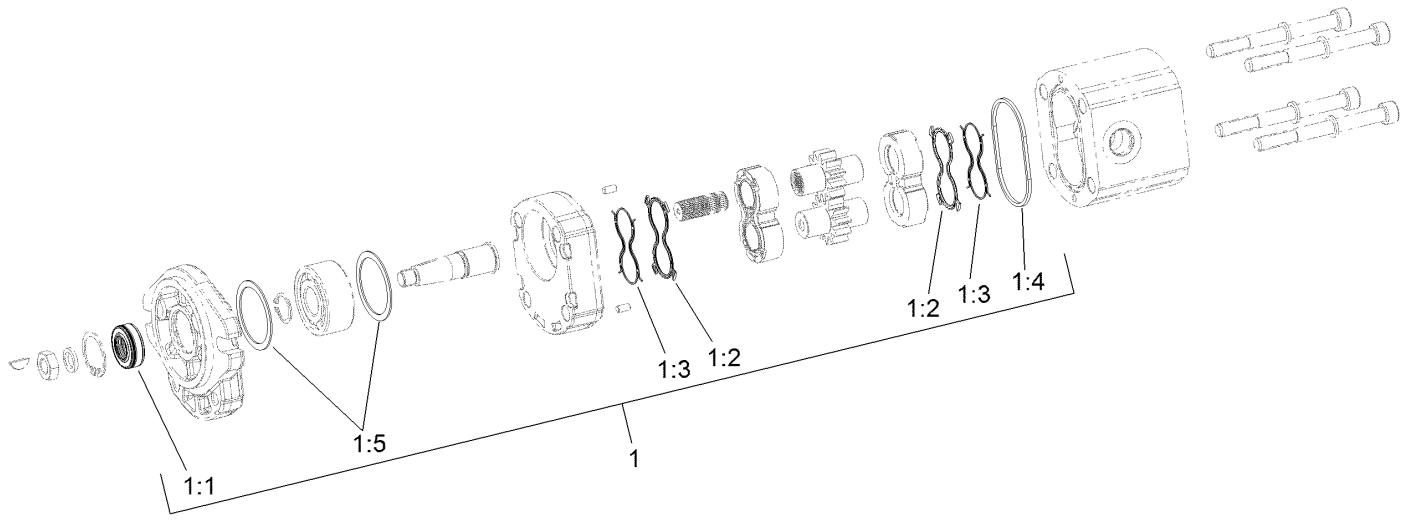
<i>Ref.</i>	<i>Part Number</i>	<i>Qty.</i>	<i>Description</i>	<i>Ref.</i>	<i>Part Number</i>	<i>Qty.</i>	<i>Description</i>
36	322-4	2	Screw-HH	40	106-2030	1	Plug-Hex, Hollow
37	104-7201	4	Nut-HF	40:1	237-146	1	O-Ring
38	120-8984	1	Bracket-Clamp	41	304-46	1	Draincock
39	100-5565	1	Fitting-STR	42	3230-23	1	Screw-CARR
39:1	237-146	1	O-Ring	43	3229-11	2	Screw-CARR
39:2	340-65	1	O-Ring	44	139-0989-03	1	Plate



Fan Mounting and Hardline Assembly

Ref.	Part Number	Qty.	Description
1	99-6810	6	Screw-HHF
2	324-5	2	Screw-HH
3	3256-25	2	Washer-Flat
4	340-2	1	Fitting-Straight
4:1	237-22	1	O-Ring
4:2	237-42	1	O-Ring
5	340-4	2	Fitting-Straight
5:1	237-30	1	O-Ring
5:2	237-79	1	O-Ring
6	137-5594	1	Mount-Fan
7	117-2364	1	Hub-Fan
8	114-3825	1	Fan
9	340-70	1	Nut-Lock
10	340-127	2	Nut-Bulkhead
11	121-1518	1	Shim-Support

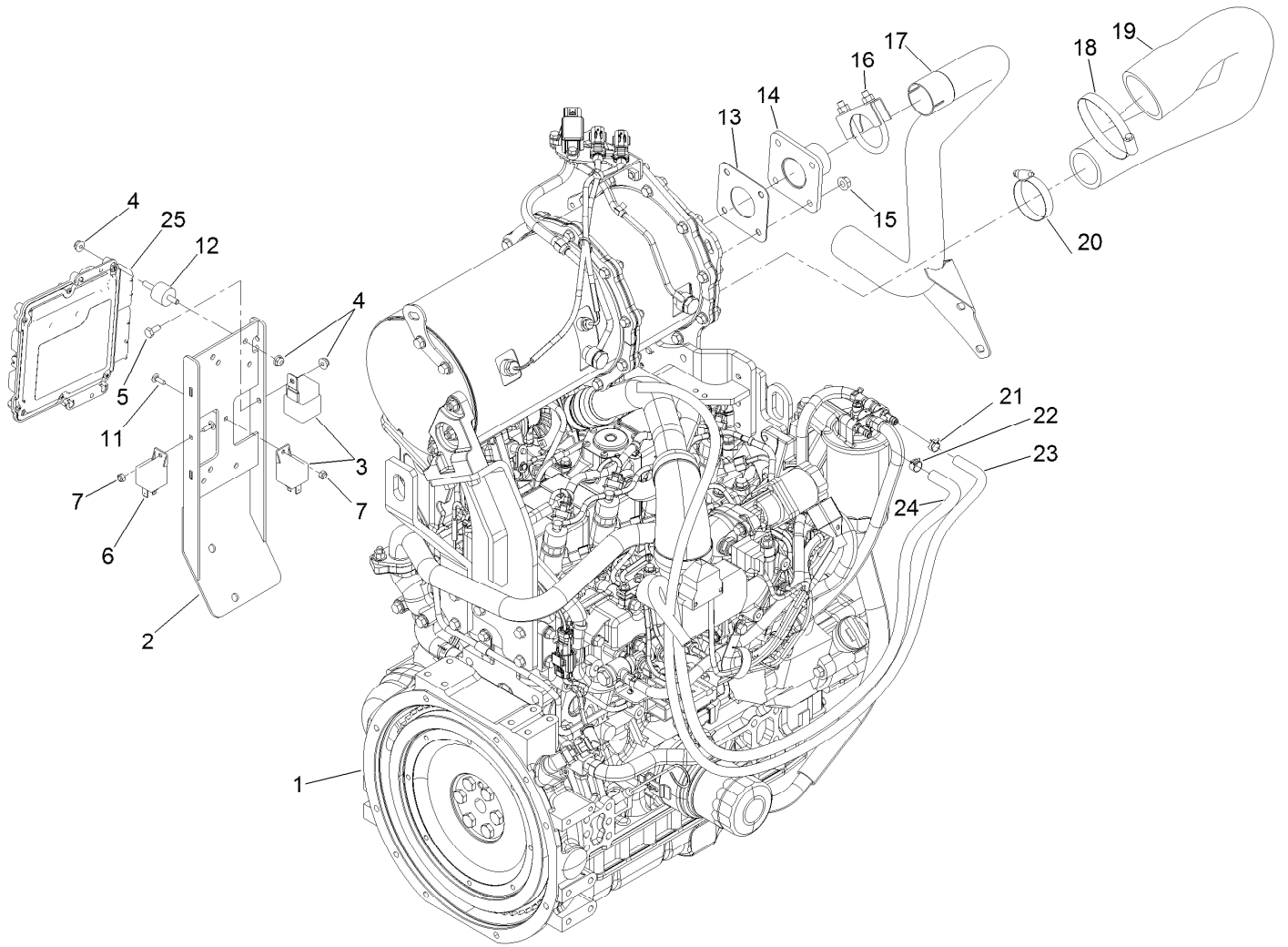
Ref.	Part Number	Qty.	Description
12	137-5554	1	Tube ASM
12:1	237-30	1	O-Ring
13	137-5555	1	Tube ASM
13:1	237-22	1	O-Ring
14	137-5553	1	Tube ASM
14:1	237-30	1	O-Ring
15	115-8486	4	Screw-HH
16	80-6990	4	Washer-Hardened
17	3296-48	2	Nut-Hex
18	104-7201	6	Nut-HF
19	137-5571	1	Hydraulic Motor ASM
20	340-129	1	Fitting-Elbow, 90 DEG
20:1	237-146	1	O-Ring
20:2	340-65	1	O-Ring



Hydraulic Motor Assembly No. 137-5571

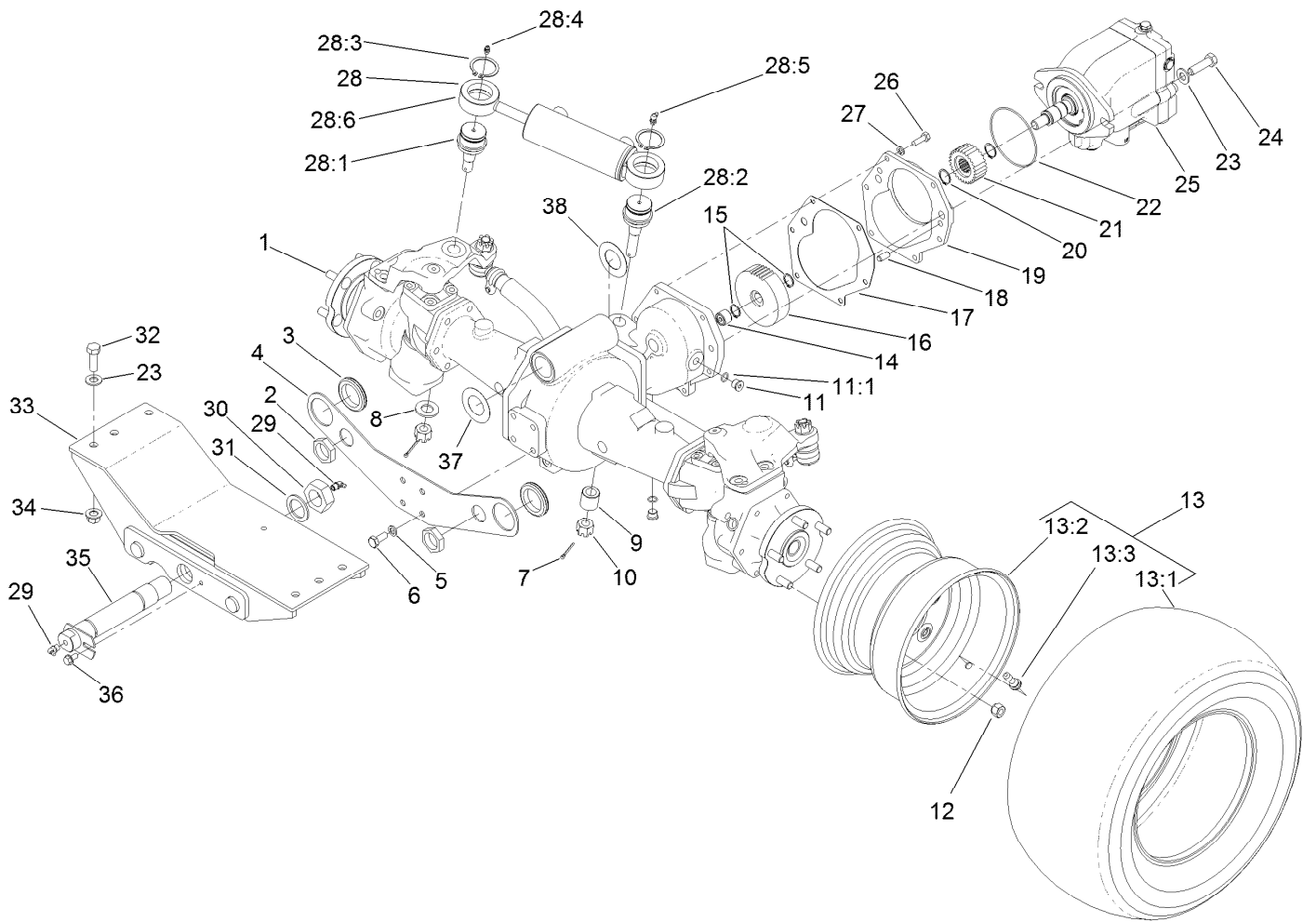
<i>Ref.</i>	<i>Part Number</i>	<i>Qty.</i>	<i>Description</i>
1	139-1019	1	Seal Kit
1:1		1	Seal-Shaft ●
1:2		2	Seal-Plate, Balancing ●
1:3		2	Seal-Anti Extrusion ●
1:4		1	O-Ring (Housing) ●
1:5		2	Seal-Square ●

● Not serviced separately



Engine and Controller Assembly

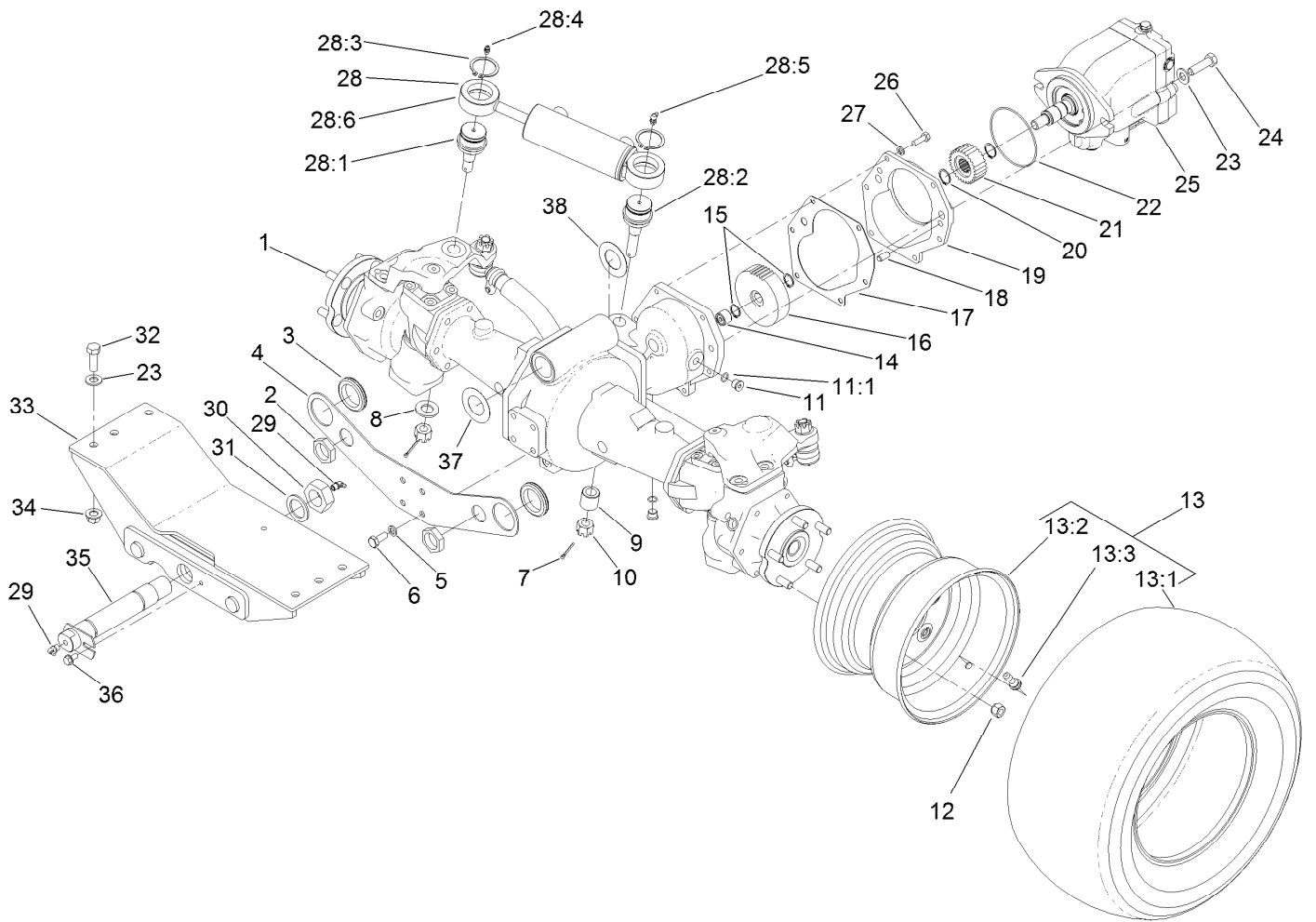
<i>Ref.</i>	<i>Part Number</i>	<i>Qty.</i>	<i>Description</i>	<i>Ref.</i>	<i>Part Number</i>	<i>Qty.</i>	<i>Description</i>
1	138-6917	1	Engine-Yanmar	15	33004-00	4	Nut-HF
2	136-4430-03	1	Mount-Controller	16	18-2130	1	Clamp
3	99-7430	1	Relay-Mini	17	121-1613	1	Pipe-Exhaust
4	104-7201	9	Nut-HF	18	2412-110	1	Clamp-Band/Screw
5	321-3	1	Screw-HH	19	121-1475	1	Hose-Outlet, Air Cleaner
6	99-7435	2	Relay	20	2412-130	1	Clamp-Hose
7	3296-2	2	Nut-Lock, NI	21	2412-98	1	Clamp-Hose
11	1-807533	2	Bolt-CARR	22	92-2379	1	Clamp-Hose
12	132-1356	4	Mount-Isolator	23	115-2368	1	Hose-Fuel
13	121-3058	1	Gasket-Exhaust	24	110-4007	1	Hose-Fuel
14	121-3060	1	Flange-Exhaust	25	121-5592	1	Electronic Control Unit



Rear Axle and Steering Cylinder Assembly

Ref.	Part Number	Qty.	Description	Ref.	Part Number	Qty.	Description
1	110-4750	1	Drive Axle ASM	15	32120-15	2	Ring-Snap, EXT
2	340-126	2	Nut-Bulkhead	16	100-3053	1	Gear-45 Tooth
3	240-2	2	Grommet-Rubber	17	106-1140	1	Gasket
4	120-9069-03	1	Plate-Mount, Bulkhead	18	104-2353	2	Pin-Dowel
5	43-0090	4	Screw-HH	19	95-7541	1	Plate-Cover
6	48-9590	4	Washer-Lock	20	32120-76	2	Ring-Snap, EXT
7	3272-12	2	Pin-Cotter	21	104-0755	1	Pinion-27 Tooth
8	92-5836	1	Washer	22	237-166	1	O-Ring
9	100-3796	1	Spacer-Joint, Ball	23	3256-26	8	Washer-Flat
10	32136-14	2	Nut-Hst	24	325-7	2	Screw-HH
11	353-989	2	Plug-Hex, Hollow	25	120-8814	1	HYD Motor ASM
11:1	237-42	1	O-Ring	26	33114-025	6	Screw-HH
12	93-5268	10	Nut-Lug	27	3253-4	6	Washer-Lock
13		2	Tire And Wheel ASM ●	28	121-1535	1	Steering Cylinder ASM
13:1	120-8910	1	Tire-Off Road	28:1	106-6774	1	Joint-Ball
13:2	120-8909	1	Rim	28:2	100-3795	1	Joint-Ball
13:3	232-27	1	Stem-Valve	28:3	32151-104	2	Ring-Retaining, External
14	74-5700	1	Bearing-Needle, Roller	28:4	302-5	1	Fitting-Grease

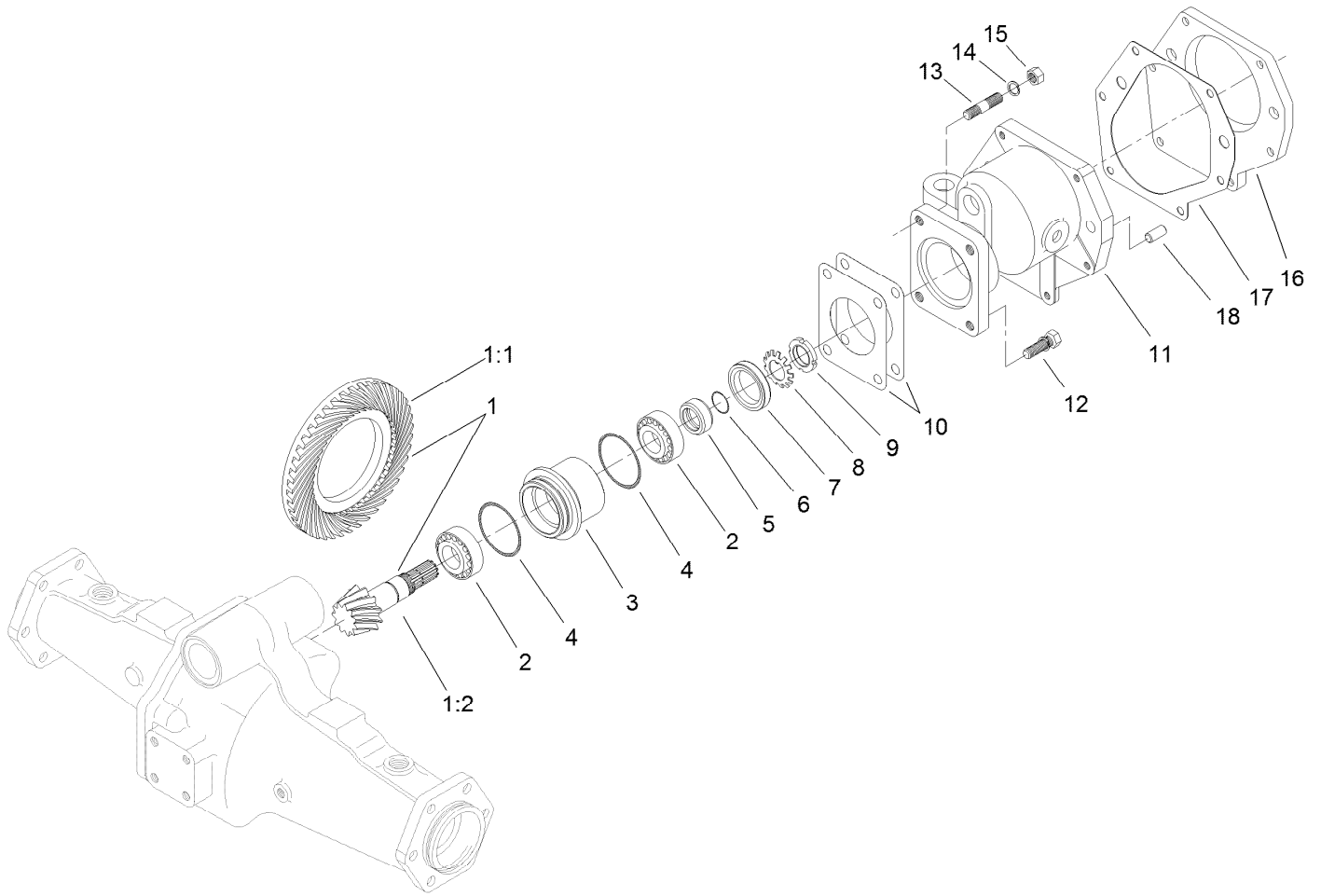
● Not serviced separately



Rear Axle and Steering Cylinder Assembly (continued)

<i>Ref.</i>	<i>Part Number</i>	<i>Qty.</i>	<i>Description</i>	<i>Ref.</i>	<i>Part Number</i>	<i>Qty.</i>	<i>Description</i>
28:5	302-60	1	Fitting-Grease	33	130-2744-03	1	Mount-Rear
28:6	121-1534	1	HYD Steering Cylinder ASM	34	99-5107	6	Nut-Lock
29	302-33	2	Fitting-Grease	35	98-7077	1	Pin-Axle, Rear
30	3296-68	1	Nut-Lock, NI	36	32144-14	1	Screw-HWHTF
31	92-1765	1	Washer-Thrust	37	99-8431	2	Washer-Thrust
32	325-6	6	Screw-HH	38	99-8432	2	Washer-Thrust

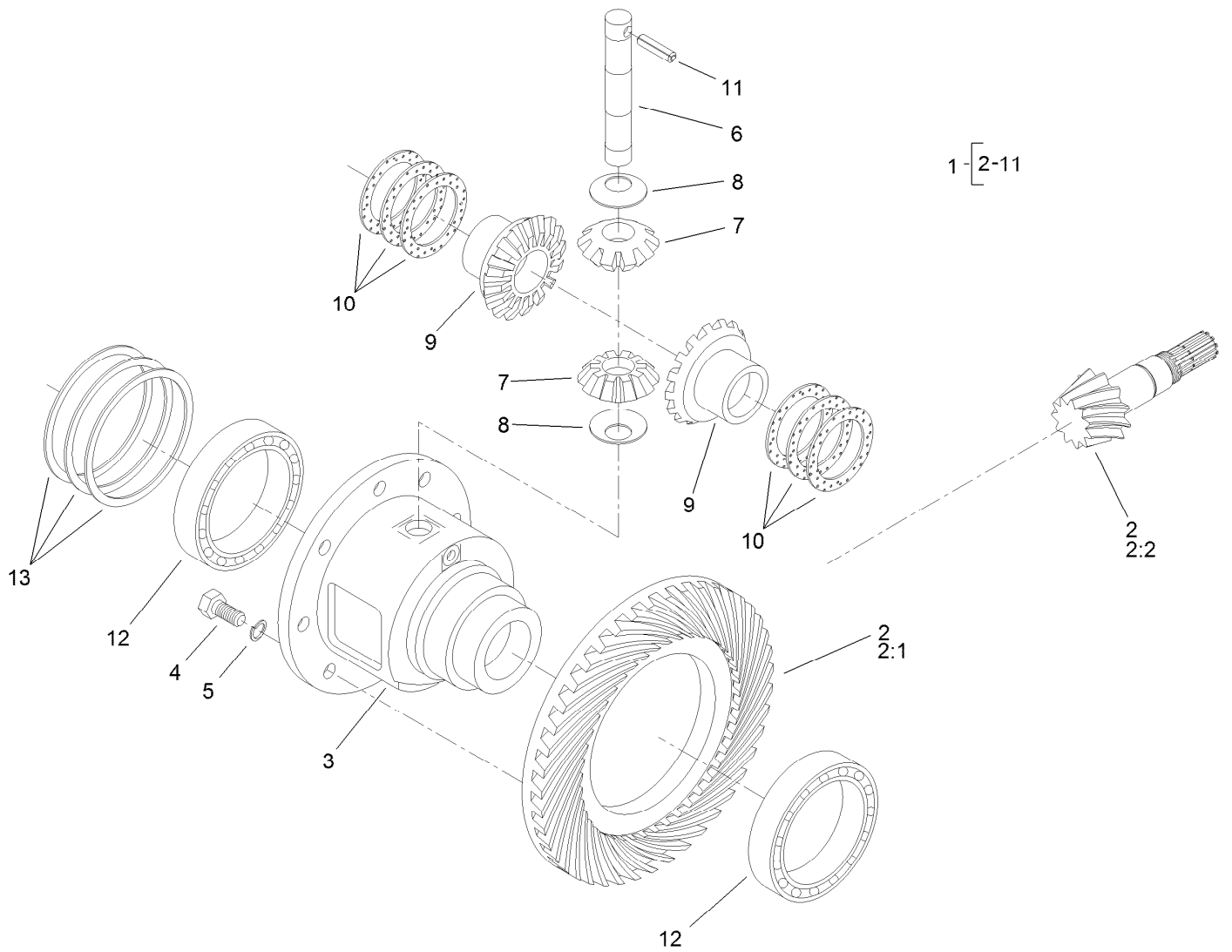
● Not serviced separately



Bevel Pinion Shaft Assembly Rear Axle Assembly No. 110-4750

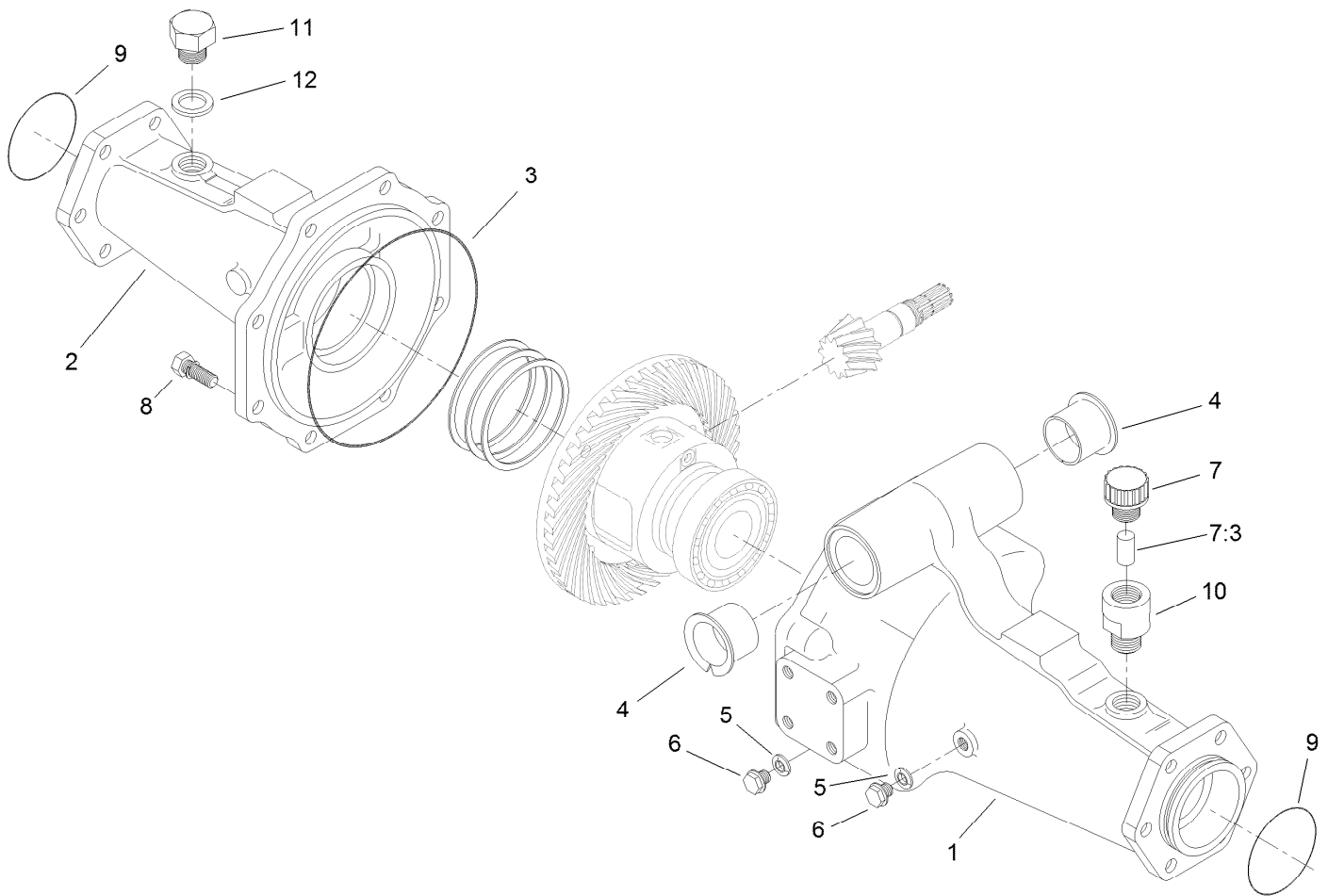
<i>Ref.</i>	<i>Part Number</i>	<i>Qty.</i>	<i>Description</i>
1	106-1093	1	Ring And Pinion Set
1:1	95-7504	1	Gear-43 Tooth, Bevel Spiral
1:2	106-1092	1	Pinion-Spiral, Bevel
2	99-7570	2	Bearing-Roller, Taper
3	95-7534	1	Case-Bearing
4	106-1065	2	O-Ring
5	99-7572	1	Collar-Seal, Oil
6	106-1066	1	O-Ring
7	99-7574	1	Seal-Oil
8	99-7559	1	Washer-Lock
9	99-7560	1	Nut-Lock

<i>Ref.</i>	<i>Part Number</i>	<i>Qty.</i>	<i>Description</i>
10	99-7550	2	Shim 0.1
10	99-7551	2	Shim 0.2
11	95-7533	1	Case-Gear
12	99-7575	2	Bolt
13	98-7735	2	Stud
14	99-7527	2	Washer-Spring
15	99-7526	2	Nut
16	95-7541	1	Plate-Cover
17	106-1140	1	Gasket
18	104-2353	2	Pin-Dowel



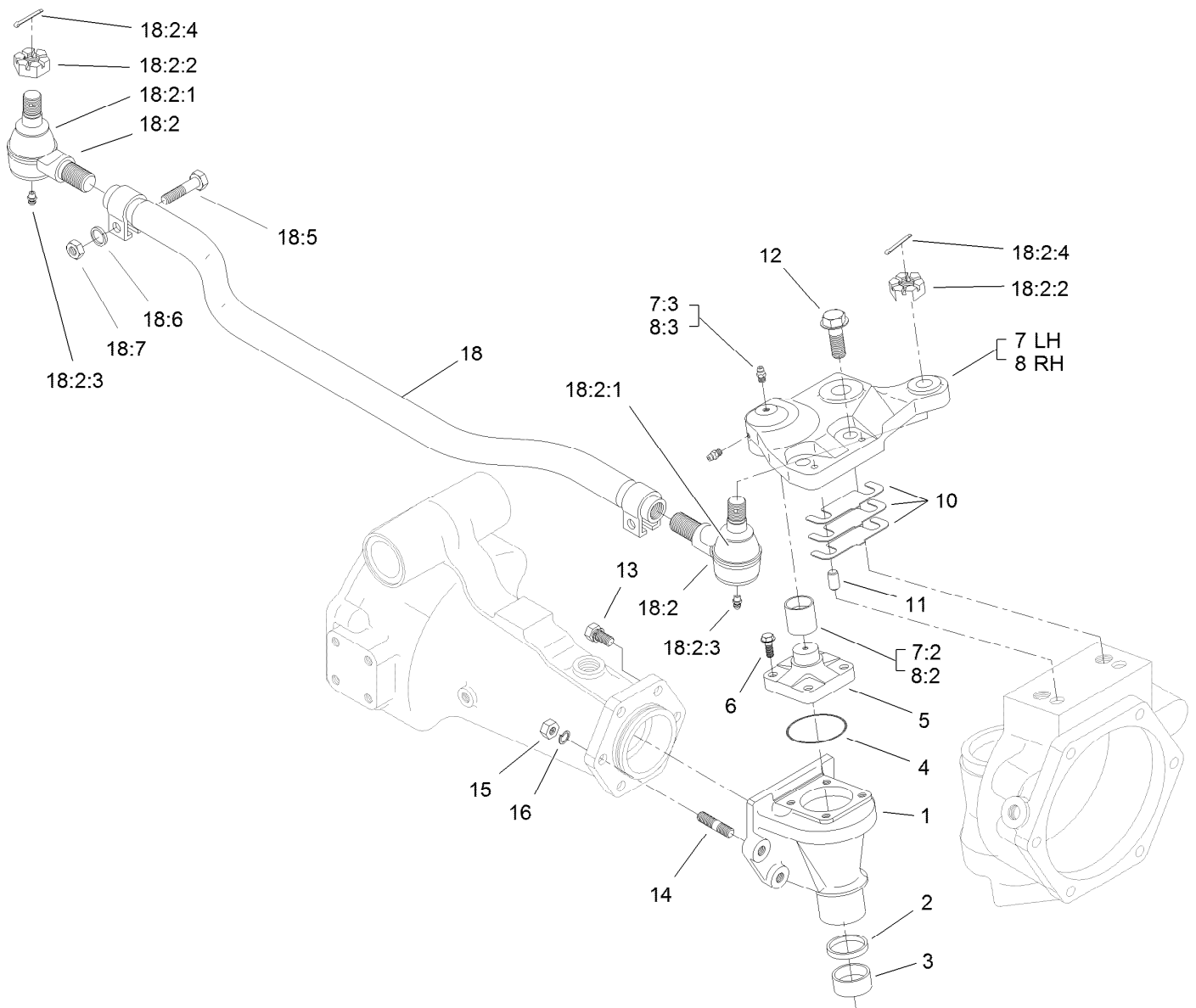
Differential Assembly Rear Axle Assembly No. 110-4750

<i>Ref.</i>	<i>Part Number</i>	<i>Qty.</i>	<i>Description</i>	<i>Ref.</i>	<i>Part Number</i>	<i>Qty.</i>	<i>Description</i>
1	95-7503	1	Differential ASM	9	99-7581	2	Gear-Differential
2	106-1093	1	Ring And Pinion Set	10	99-7582	2	Washer-Differential
2:1	95-7504	1	Gear-43 Tooth, Bevel Spiral	10	99-7583	2	Washer-Differential
2:2	106-1092	1	Pinion-Spiral, Bevel	10	99-7584	2	Washer-Differential
3	95-7502	1	Case-Differential	11	99-7588	1	Pin-Spring
4	99-7576	8	Bolt	12	99-7562	2	Bearing-Ball
5	3253-4	8	Washer-Lock	13	99-7585	2	Shim 0.1
6	99-7578	1	Shaft-Differential	13	99-7586	2	Shim 0.2
7	99-7579	2	Pinion-Differential	13	99-7587	2	Shim 0.4
8	99-7580	2	Washer-Differential				



Axle Support Assembly Rear Axle Assembly No. 110-4750

<i>Ref.</i>	<i>Part Number</i>	<i>Qty.</i>	<i>Description</i>
1	95-7508	1	Support-Axle
2	95-7506	1	Support-Axle
3	106-1067	1	O-Ring
4	95-7537	2	Bushing-Flanged
5	99-7590	2	Washer-Seal
6	99-7589	2	Plug
7	110-4812	1	Axle Vent ASM
7:3	110-4815	1	Insert-Filter, Foam
8	99-7592	8	Bolt
9	106-1068	2	O-Ring
10	104-2377	1	Extension-Vent
11	104-8643	1	Plug
12	104-8644	1	O-Ring



Bevel Gear Case Assembly Rear Axle Assembly No. 110-4750

Ref.	Part Number	Qty.	Description	Ref.	Part Number	Qty.	Description
1	110-4752	2	Case-Gear, Bevel	12	104-2375	4	Bolt
2	110-4754	2	Seal-Oil	13	99-7599	8	Bolt
3	104-2378	2	Bushing	14	99-7525	4	Stud
4	106-1069	2	O-Ring	15	99-7526	4	Nut
5	104-2373	2	Knuckle	16	99-7527	4	Washer-Spring
6	104-2374	8	Bolt	18	106-1141	1	Steering Tie Rod ASM
7	100-3768	1	LH Steering Arm ASM	18:2	106-1113	2	Tie Rod End ASM - RH Thread
7:2	104-8634	1	Bushing	18:2:1	100-3853	1	Cover-Dust
7:3	106-1104	2	Fitting-Grease	18:2:2	100-3854	1	Nut-Castle
8	100-3766	1	RH Steering Arm ASM	18:2:3	110-4755	1	Fitting-Grease
8:2	104-8634	1	Bushing	18:2:4	3272-11	1	Pin-Cotter
8:3	106-1104	2	Fitting-Grease	18:5	100-3855	2	Bolt
10	95-7547	2	Shim 0.1	18:6	99-7527	2	Washer-Spring
10	95-7548	2	Shim 0.2	18:7	99-7526	2	Nut
10	95-7549	2	Shim 0.3				
11	99-7597	4	Pin-Dowel				



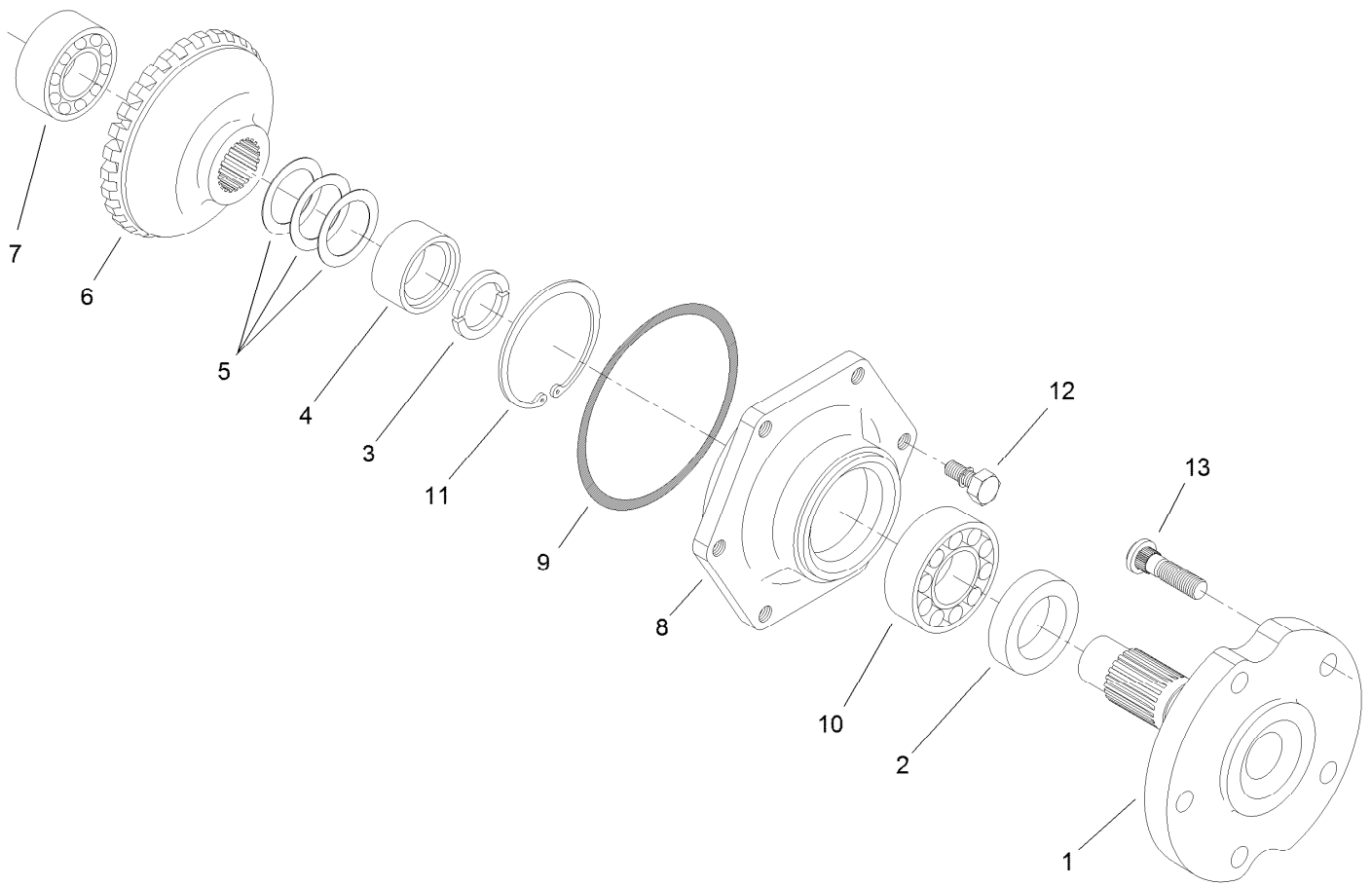
Bevel Gear Shaft Assembly Rear Axle Assembly No. 110-4750

<i>Ref.</i>	<i>Part Number</i>	<i>Qty.</i>	<i>Description</i>
1	95-7509	1	Shaft-Gear, Differential
2	95-7512	1	Shaft-Gear, Differential
3	95-7517	2	Gear-Bevel, 15 Tooth
4	99-7530	4	Bearing-Ball
5	99-7552	2	Shim 0.1
5	99-7553	2	Shim 0.2
5	99-7554	2	Shim 0.5
6	99-7531	2	Clip
7	110-4753	2	Shaft-Gear, Bevel
8	95-7519	2	Gear-Bevel, 17 Tooth
9	99-7532	2	Bearing-Roller, Taper
10	99-7558	2	Collar



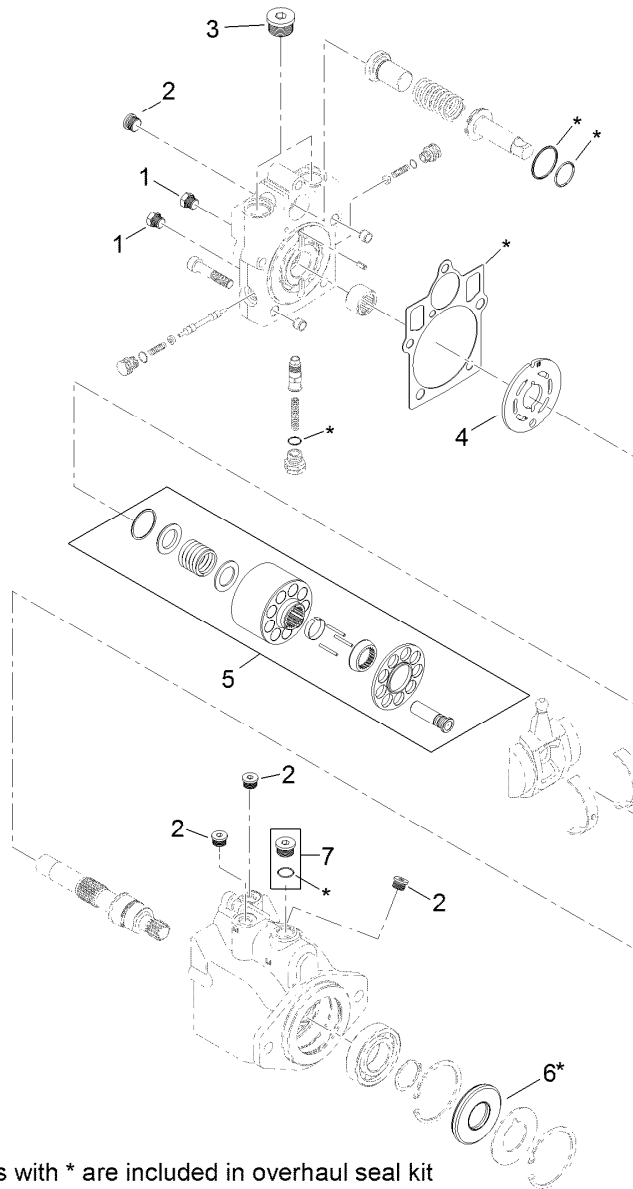
Axle Case Assembly Rear Axle Assembly No. 110-4750

<i>Ref.</i>	<i>Part Number</i>	<i>Qty.</i>	<i>Description</i>
1	110-4751	2	Case-Axle
2	99-7535	2	Plug
3	99-7536	2	Washer-Seal
4	95-7527	2	Gear-Bevel, 17 Tooth
5	99-7532	2	Bearing-Roller, Taper
6	100-2560	2	Cover
7	106-1070	2	O-Ring
8	99-7589	2	Plug
9	99-7590	2	Washer-Seal
10	100-2562	8	Bolt
11	106-1102	2	Bolt-Stop
12	106-1103	2	Nut



Axle Assembly Rear Axle Assembly No. 110-4750

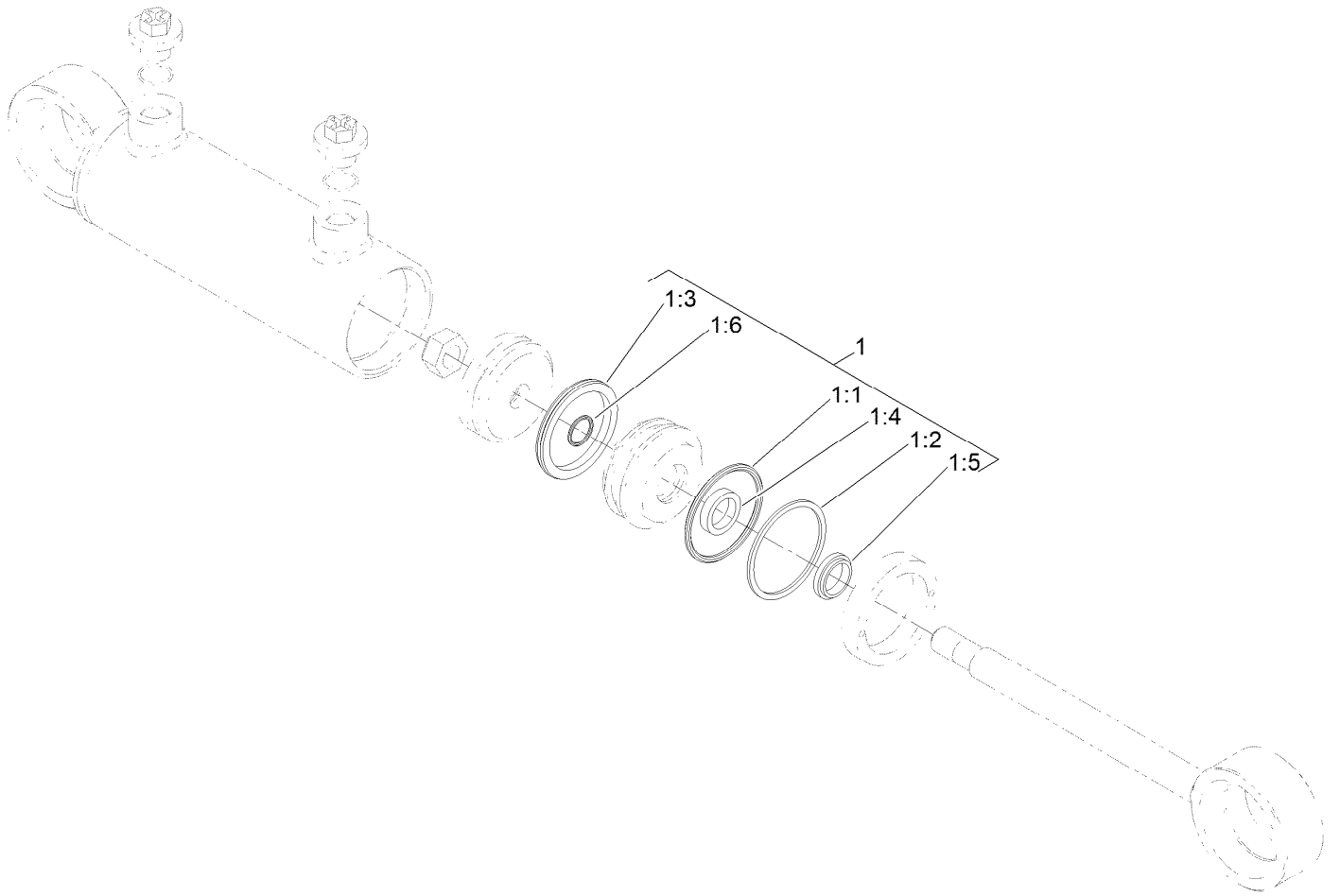
<i>Ref.</i>	<i>Part Number</i>	<i>Qty.</i>	<i>Description</i>
1	95-7522	2	Axle
2	99-7564	2	Seal-Oil
3	95-7544	4	Clip
4	95-7523	2	Spacer
5	99-7555	2	Shim 0.3
5	99-7556	2	Shim 0.2
5	99-7557	2	Shim 0.5
6	95-7524	2	Gear-Bevel, 29 Tooth
7	99-7534	2	Bearing-Ball
8	95-7521	2	Cover-Axle
9	106-1071	2	O-Ring
10	99-7561	2	Bearing-Ball
11	99-7539	2	Clip
12	99-7596	12	Bolt
13	99-7563	10	Stud



8 = all items with * are included in overhaul seal kit

Hydraulic Motor Assembly No. 120-8814

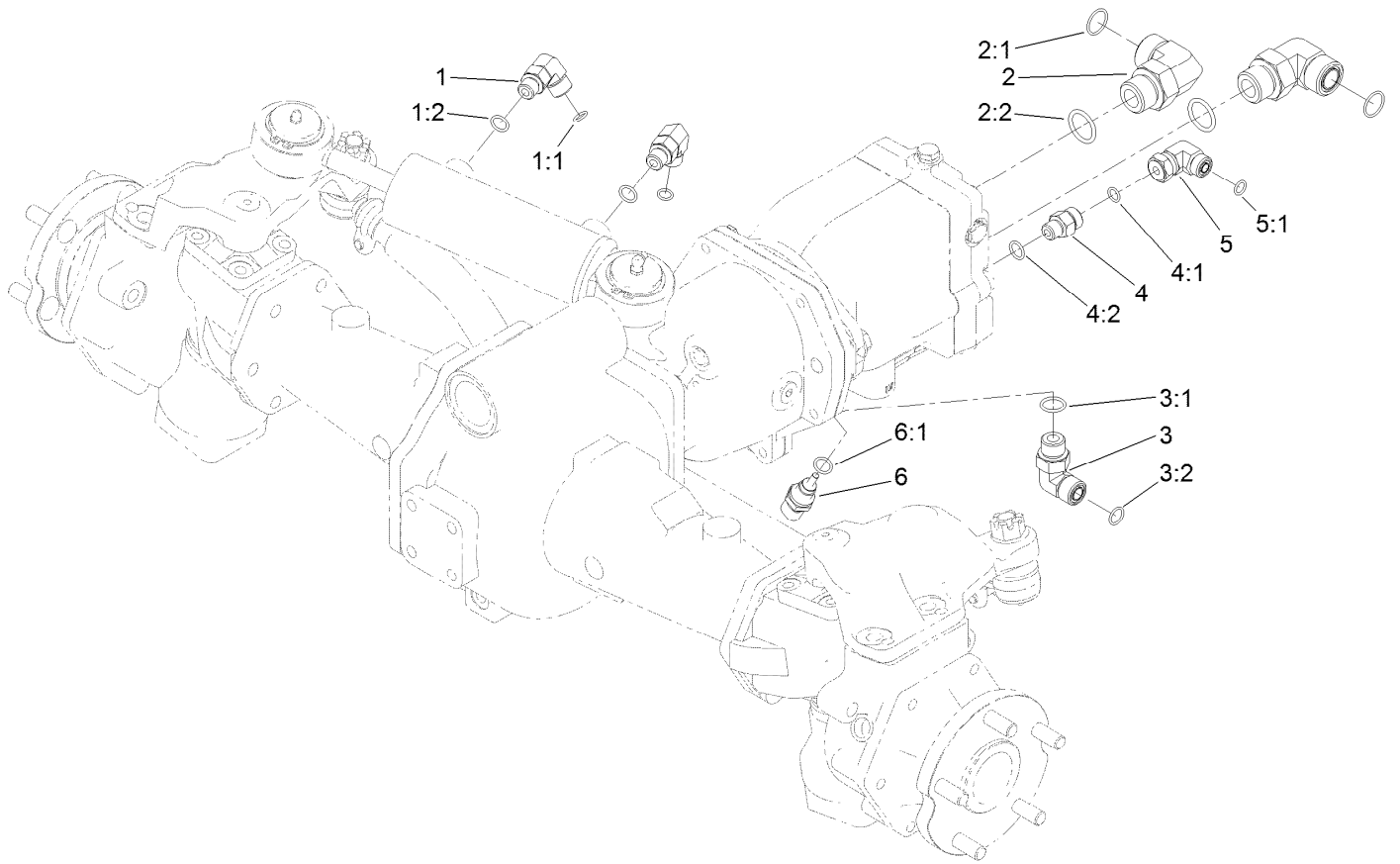
<i>Ref.</i>	<i>Part Number</i>	<i>Qty.</i>	<i>Description</i>
1	92-1352	2	Plug
2	69-3080	5	Plug
3	69-3130	2	Plug
4	121-1734	1	Plate-Valve
5	110-6472	1	Cylinder Block Kit ASM
6	69-3190	1	Seal-Lip
7	67-9090	1	Plug
8	121-1736	1	Overhaul Seal Kit



Steering Cylinder Assembly No. 121-1534

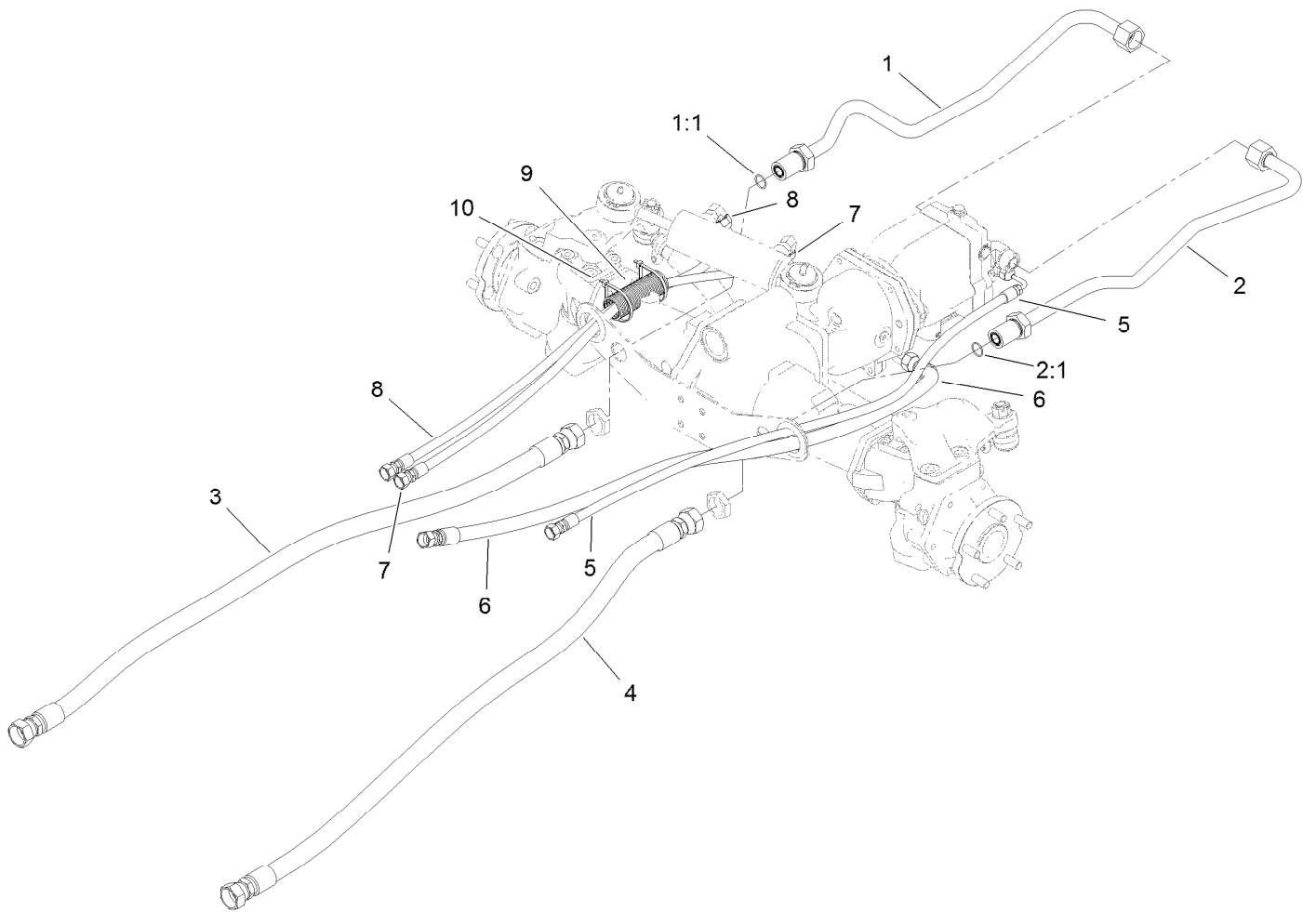
<i>Ref.</i>	<i>Part Number</i>	<i>Qty.</i>	<i>Description</i>
1	125-4302	1	Seal Kit
1:1		1	O-Ring ●
1:2		1	Backup ●
1:3		1	Bp Seal ●
1:4		1	Bt Seal ●
1:5		1	Dust Seal ●
1:6		1	O-Ring ●

● Not serviced separately



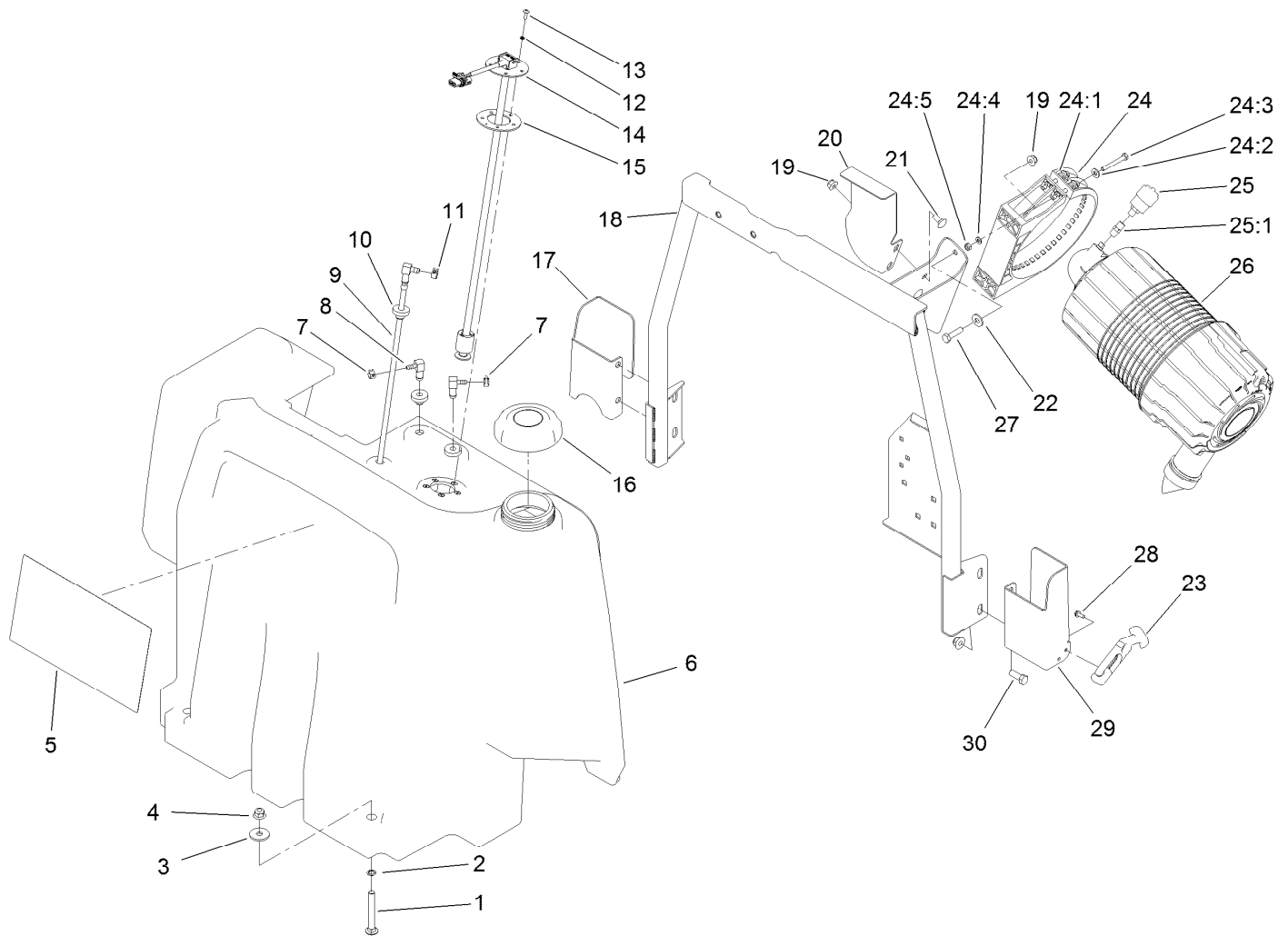
Hydraulic Fitting Assembly

<i>Ref.</i>	<i>Part Number</i>	<i>Qty.</i>	<i>Description</i>	<i>Ref.</i>	<i>Part Number</i>	<i>Qty.</i>	<i>Description</i>
1	340-77	2	Fitting-Elbow, 90 DEG	3:2	237-30	1	O-Ring
1:1	237-22	1	O-Ring	4	340-2	1	Fitting-Straight
1:2	237-42	1	O-Ring	4:1	237-22	1	O-Ring
2	340-142	2	Fitting-Elbow, 90 DEG	4:2	237-42	1	O-Ring
2:1	237-58	1	O-Ring	5	340-159	1	Elbow-90
2:2	237-81	1	O-Ring	5:1	237-22	2	O-Ring
3	340-98	1	Fitting-Elbow, 90 DEG	6	110-8829	1	Sender-Temperature
3:1	237-79	1	O-Ring	6:1	237-42	1	O-Ring



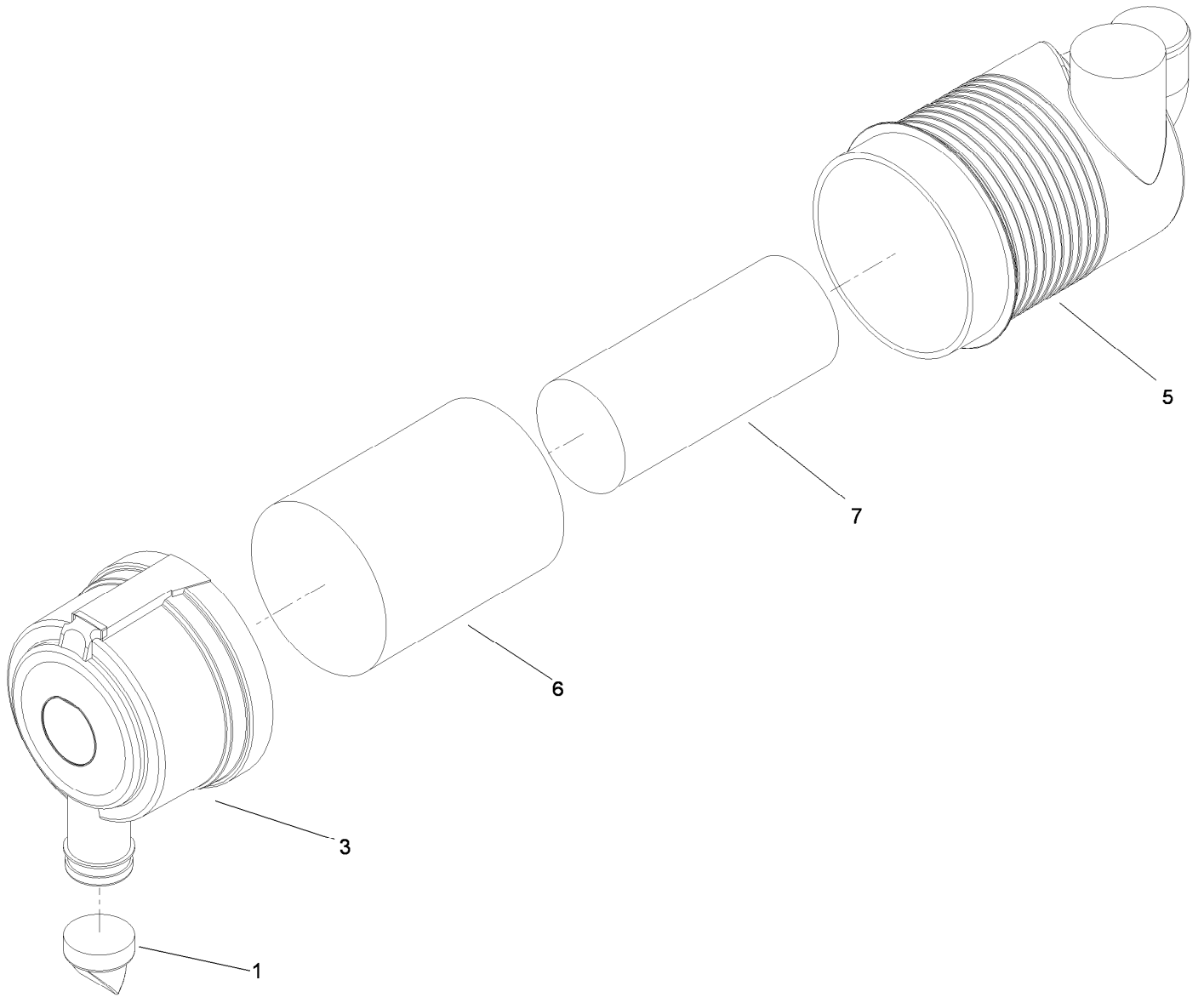
Hose and Tube Routing Assembly

<i>Ref.</i>	<i>Part Number</i>	<i>Qty.</i>	<i>Description</i>
1	120-9067	1	HYD Tube ASM
1:1	237-58	1	O-Ring
2	120-9068	1	Tube ASM
2:1	237-58	1	O-Ring
3	121-1502	1	Hose-HYD
4	114-0024	1	Hose-HYD
5	121-1459	1	Hose-HYD
6	121-1458	1	Hose-HYD
7	121-1500	1	Hose-HYD
8	121-1501	1	Hose-HYD
9	121-1544	2	Cover-Hose
10	3290-379	4	Tie-Cable



Fuel Tank and Air Cleaner Assembly

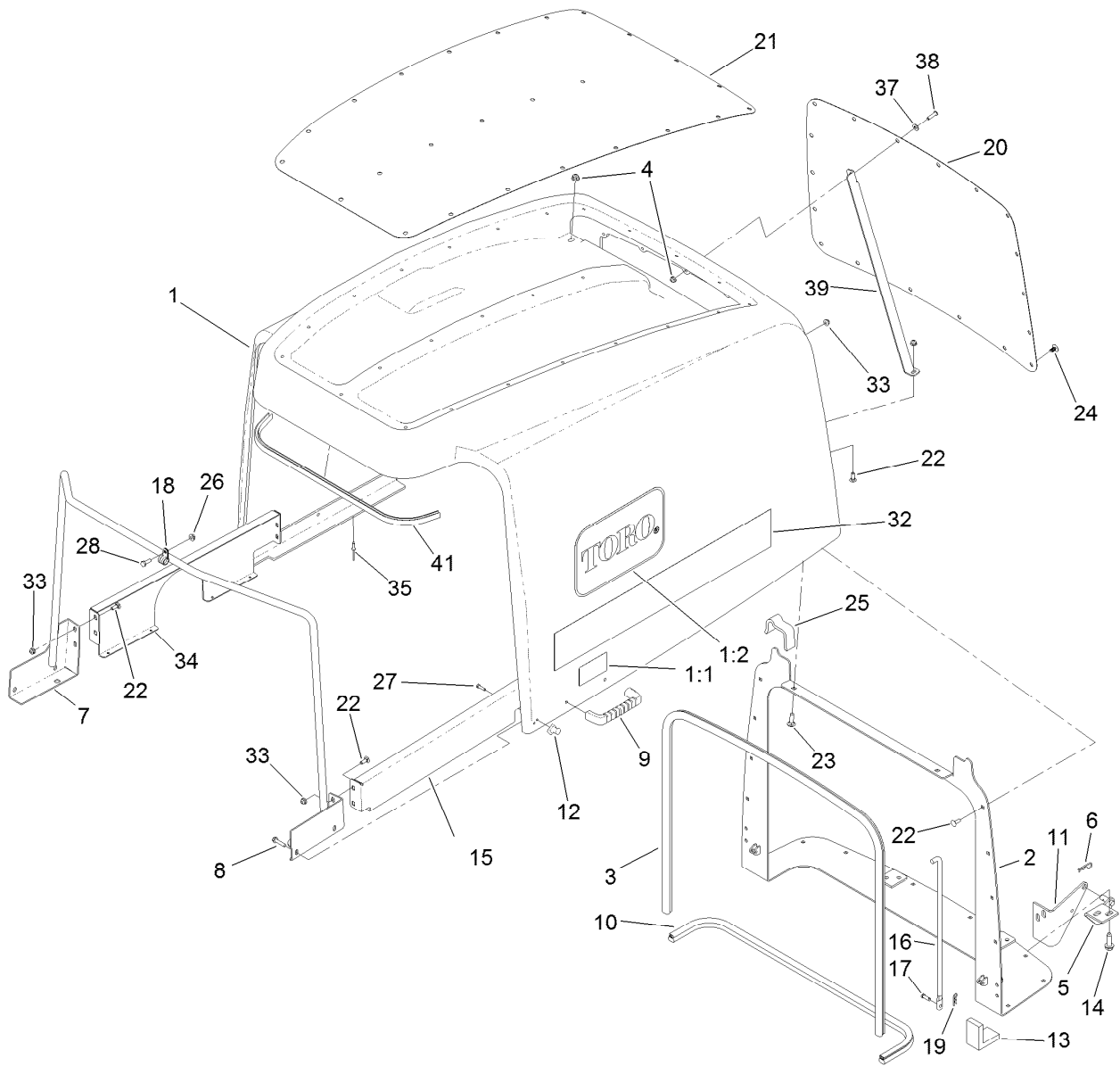
Ref.	Part Number	Qty.	Description	Ref.	Part Number	Qty.	Description
1	3231-10	2	Screw-CARR	19	104-8300	4	Nut-HF, NI
2	32151-72	2	Ring-Retaining	20	120-4193-03	1	Bracket-Fuel Tank
3	63-8410	2	Washer	21	3230-1	2	Bolt-CARR
4	104-8301	6	Nut-HF, NI	22	3256-3	2	Washer-Flat
5	137-5496	1	Decal-Service	23	103-4080	2	Latch-Rubber
6	120-4195	1	Tank-Fuel	24	99-5414	1	Strap-Cleaner, Air
7	2412-98	2	Clamp-Hose	24:1	108-1512	2	Spring
8	104-5228	2	Fitting-Elbow, 90 DEG	24:2	3256-22	2	Washer-Flat
9	120-8908	1	Pipe-Stand	24:3	33113-050	2	Screw-HH
10	46-6560	3	Bushing	24:4	33093-00	2	Washer-Flat
11	92-2379	1	Clamp-Hose	24:5	33023-00	2	Nut-Lock
12	3253-15	5	Washer-Lock	25	104-3563	1	Indicator
13	32122-24	5	Screw-PTH	25:1	94-1416	1	Adapter-Indicator
14	121-1688	1	Gauge-Fuel	26	99-5410	1	Air Cleaner ASM
15	121-1707	1	Gasket-Fuel, Viton	27	322-6	2	Screw-HH
16	125-9171	1	Cap-Fuel	28	32144-1	4	Screw-Taptite
17	121-1514-03	1	Bracket-Latch, RH	29	121-1513-03	1	Bracket-Latch, LH
18	120-4190-03	1	Support-Tank	30	323-6	4	Screw-HH



Air Cleaner Assembly No. 99-5410

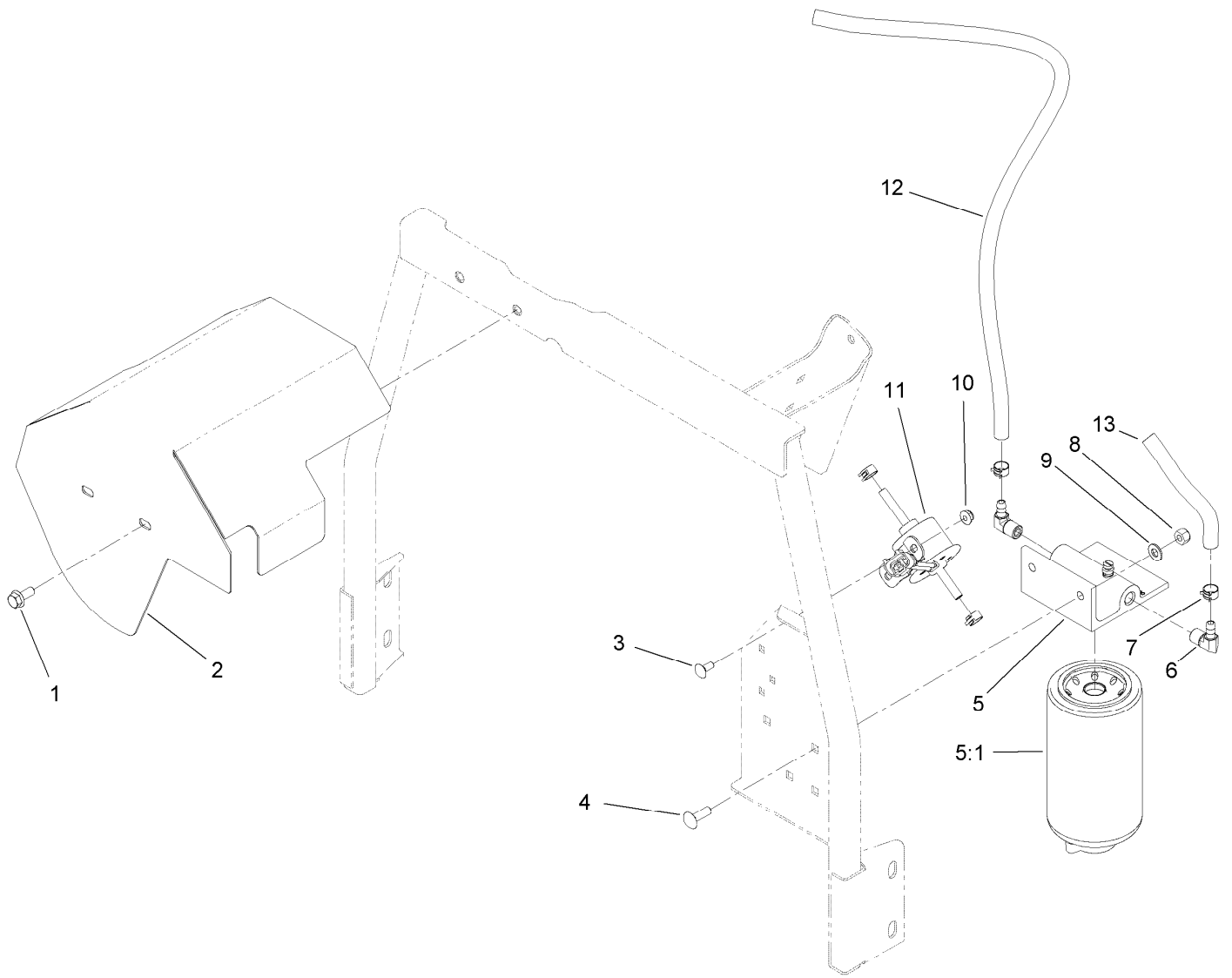
<i>Ref.</i>	<i>Part Number</i>	<i>Qty.</i>	<i>Description</i>
1	104-4258	1	Valve-Vacuator
3	104-4259	1	Cover
5		1	Body ASM ●
6	108-3814	1	Filter-Air
7	108-3816	1	Filter-Air

● Not serviced separately



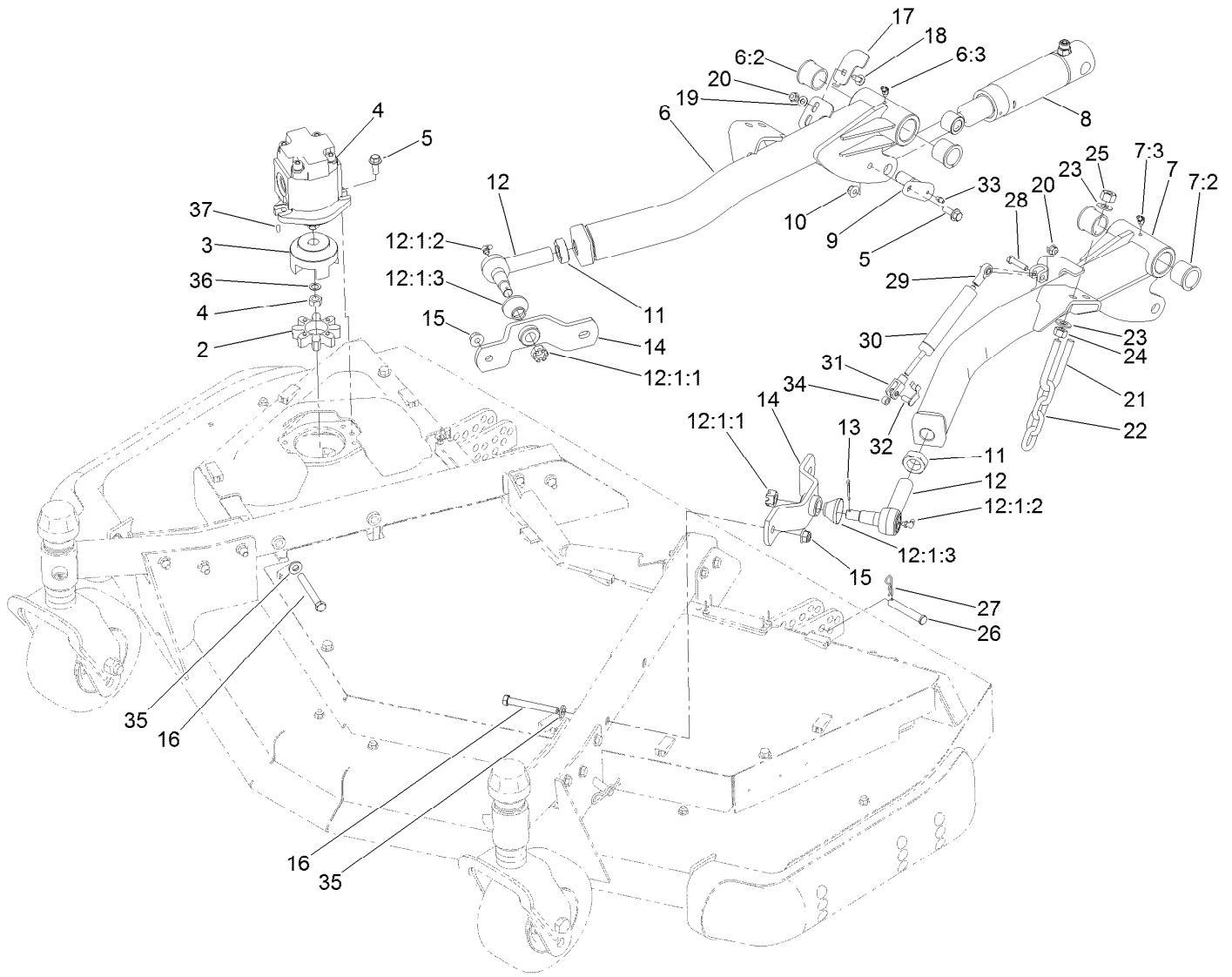
Hood Assembly

Ref.	Part Number	Qty.	Description	Ref.	Part Number	Qty.	Description
1	120-9090	1	Hood ASM	18	2412-134	2	Clamp-R
1:1	106-6754	2	Decal-Danger	19	3290-307	2	Pin-Cotter
1:2	66-1210	2	Decal	20	120-9096-03	1	Screen-Hood, Rear
2	120-9099-03	1	Pivot-Hood	21	120-9097-03	1	Screen-Hood, Top
3	114-3823	1	Seal-Bulb	22	3229-1	24	Screw-CARR
4	104-8300	2	Nut-HF, NI	23	3230-2	2	Bolt-CARR
5	121-1470	2	Pivot-Screen	24	117-2382	42	Plug-Plastic
6	3290-467	2	Pin-Hair	25	120-9087	2	Seal-Foam
7	120-4196-03	1	Support-Hood	26	32128-33	2	Nut-HF
8	46-8092	4	Screw-Plastite	27	32104-4	2	Screw
9	65-5100	2	Handle-Door	28	321-4	2	Screw-HH
10	104-3590	1	Seal-Bulb	32	106-2045	2	Decal-Hood
11	104-3588-03	2	Pivot-Screen	33	104-7201	25	Nut-HF
12	103-4081	2	Latch-Keeper	34	120-8948-03	1	Support-Hood, RH
13	104-3580	2	Seal-Corner, Screen	35	3269-4	8	Rivet-Pop
14	32144-109	8	Screw-Thd	37	3256-1	1	Washer-Flat
15	120-8949-03	1	Support-Hood, LH	38	3274-65	1	Screw-HSBH
16	104-8313	2	Rod-Hood	39	127-3707-03	1	Support-Hood
17	283-67	2	Pin-Clevis	41	132-6181	1	Trim



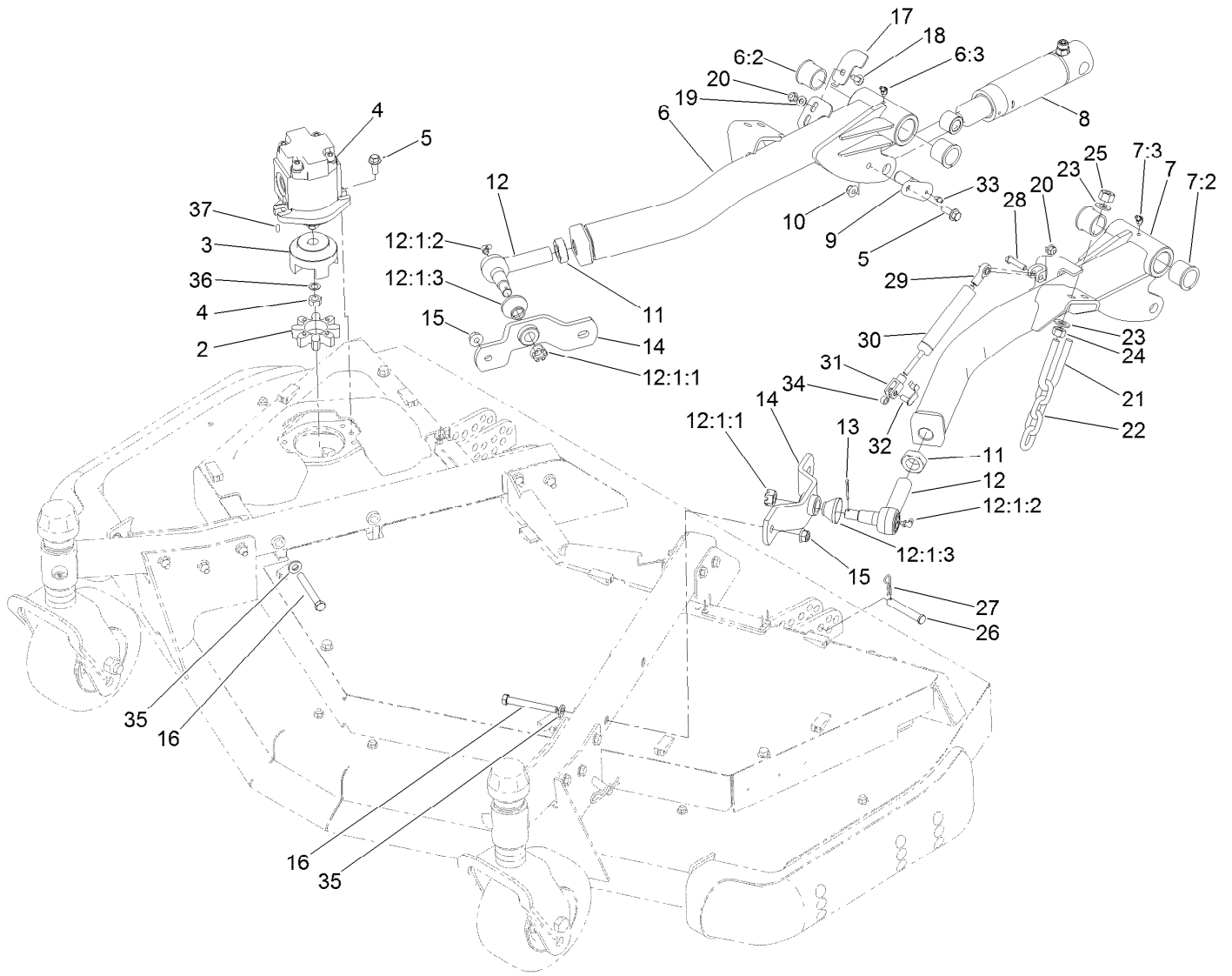
Fuel/Water Separator and Shield Assembly

Ref.	Part Number	Qty.	Description
1	3234-47	2	Screw-HHF
2	120-4188-03	1	Bracket-Guard, Fuel Tank
3	3229-11	2	Screw-CARR
4	3230-22	2	Screw-CARR
5	125-2914	1	Filter-Separator
5:1	125-2915	1	Filter-Fuel/Water Separator
6	353-781	2	Fitting-HYD, 90
7	92-2379	4	Clamp-Hose
8	3296-29	2	Nut-Lock, NI
9	3256-23	2	Washer-Plain
10	104-7201	2	Nut-HF
11	121-5613	1	Pump-Fuel, Electric
12	109-0309	1	Hose-Fuel
13	110-3256	1	Hose-Fuel



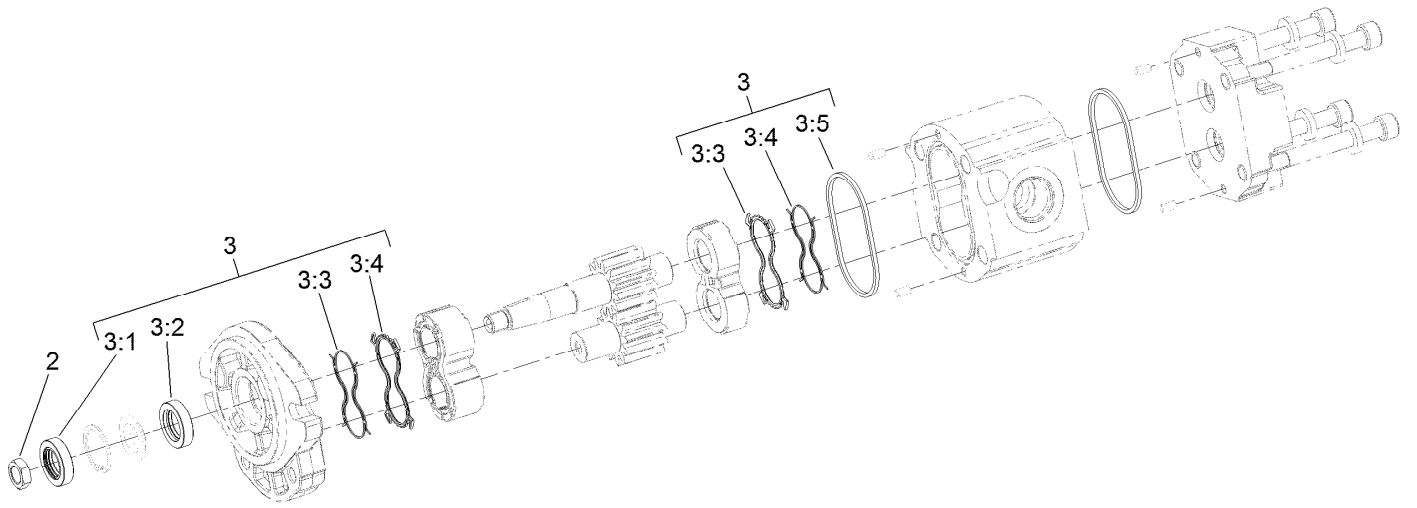
Front Deck Installation Assembly

Ref.	Part Number	Qty.	Description	Ref.	Part Number	Qty.	Description
2	104-3542	1	Spider	16	324-19	4	Screw-HH
3	104-3541	1	Hub-Spider	17	120-8893	1	Plate-Sensor
4	127-3694	1	HYD Motor ASM	18	3230-23	1	Screw-CARR
5	3234-42	4	Screw-HHF	19	3256-23	1	Washer-Plain
6	120-8878	1	RH Lift Arm ASM	20	104-8300	2	Nut-HF, NI
6:2	104-0015	2	Bushing-Flange	21	104-0108	2	U-Bolt
6:3	302-11	1	Fitting-Lube, 45 DEG	22	95-6231	2	Chain-HOC
7	120-8879	1	LH Lift Arm ASM	23	3256-26	8	Washer-Flat
7:2	104-0015	2	Bushing-Flange	24	3217-9	4	Nut-HH
7:3	302-11	1	Fitting-Lube, 45 DEG	25	3296-25	4	Nut-Lock, NI
8	120-8802	2	HYD Cylinder ASM	26	283-55	2	Pin-Clevis
9	120-5575	2	Pin	27	3290-467	2	Pin-Hair
10	104-8301	2	Nut-HF, NI	28	322-17	1	Screw-HH
11	21-3001	2	Nut-Jam	29	104-8331	1	End-Rod, Spherical
12	86-8101-03	2	LH Ball Joint ASM	30	105-3249	1	Damper
12:1:1	32136-2	1	Nut-SHH	31	115-5455	1	End-Rod, Clevis
12:1:2	302-40	1	Fitting-Grease, 90 DEG	32	115-5454	1	Pin-Spring
12:1:3	114-2874	1	Seal-Ball Joint	33	302-5	2	Fitting-Grease
13	3272-12	2	Pin-Cotter	34	115-2142	1	Spacer
14	93-4583-03	2	Mount-Joint, Ball	35	87-7480	4	Washer
15	114-8417	4	Nut-HF, NI				



Front Deck Installation Assembly (continued)

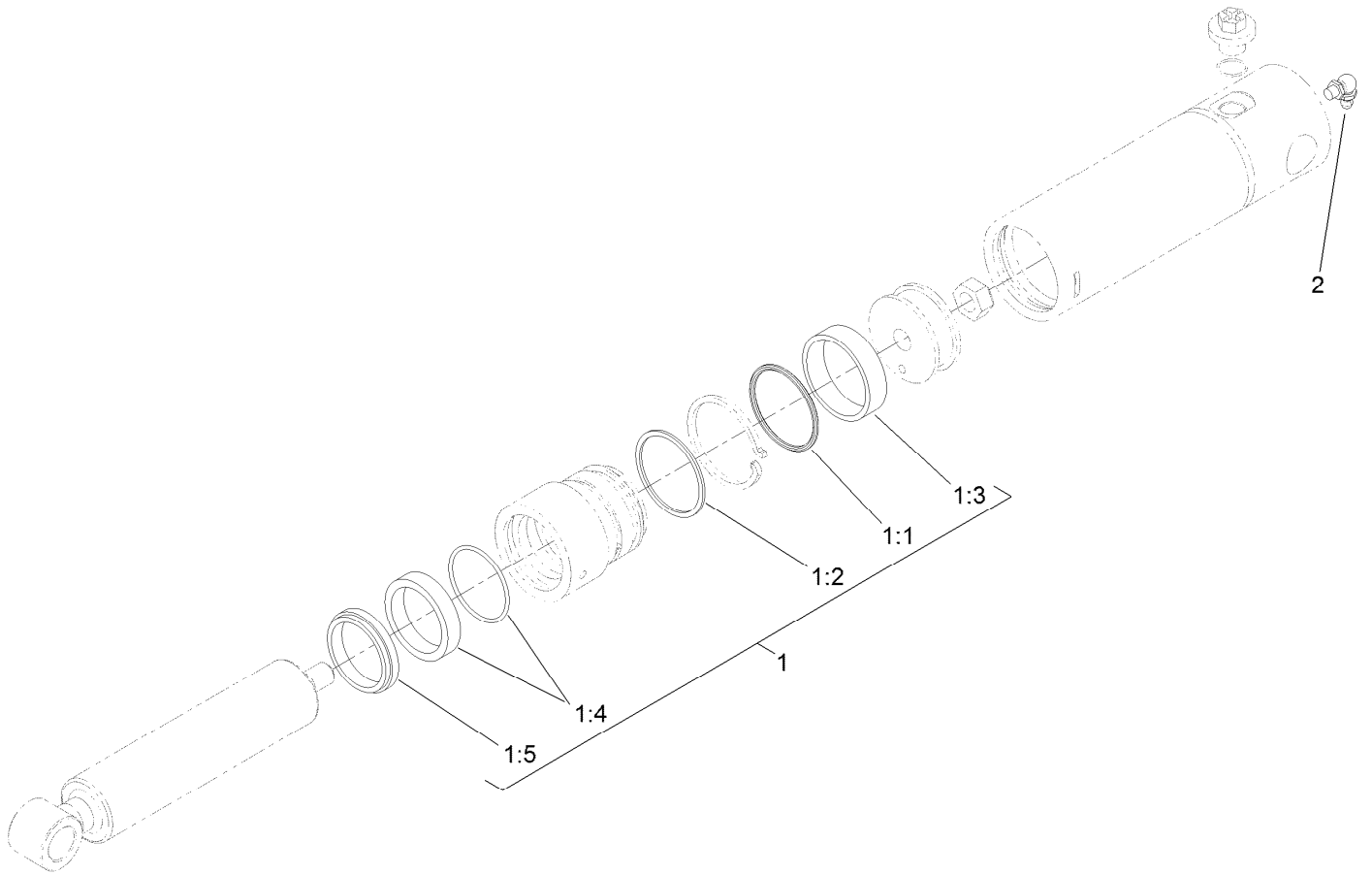
<i>Ref.</i>	<i>Part Number</i>	<i>Qty.</i>	<i>Description</i>
36	112-6957	1	Washer-Hardened
37	3257-3	1	Key-Woodruff



Hydraulic Motor Assembly No. 127-3694

Ref.	Part Number	Qty.	Description
2	110-8815	1	Nut-Hex
3	114-5620	1	Seal Kit
3:1		1	Seal-Shaft ●
3:2		1	Seal-Shaft ●
3:3		2	Seal-Anti Extrusion ●
3:4		2	Seal-Plate, Balancing ●
3:5		2	O Ring-Housing ●

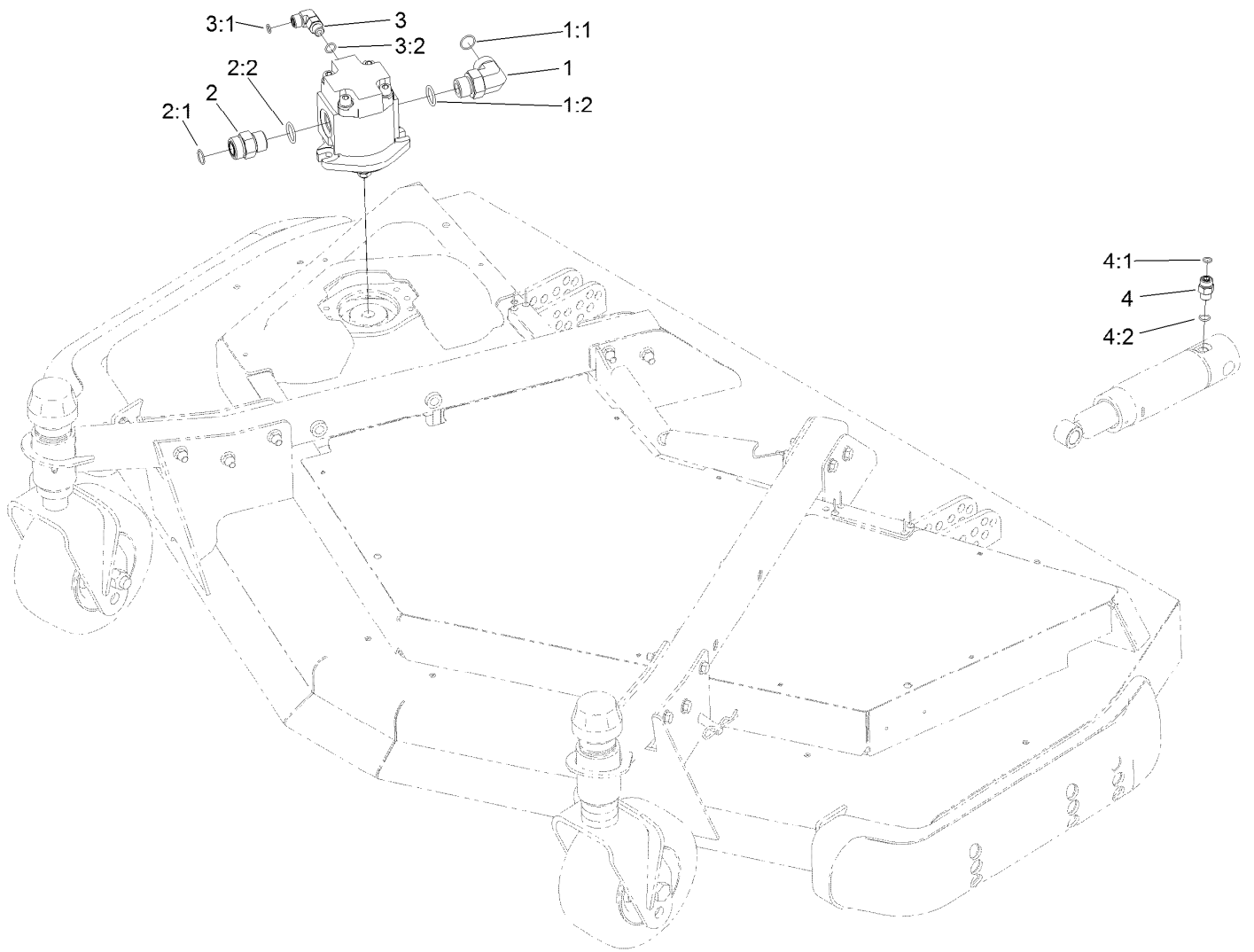
● Not serviced separately



Lift Cylinder Assembly No. 120-8802

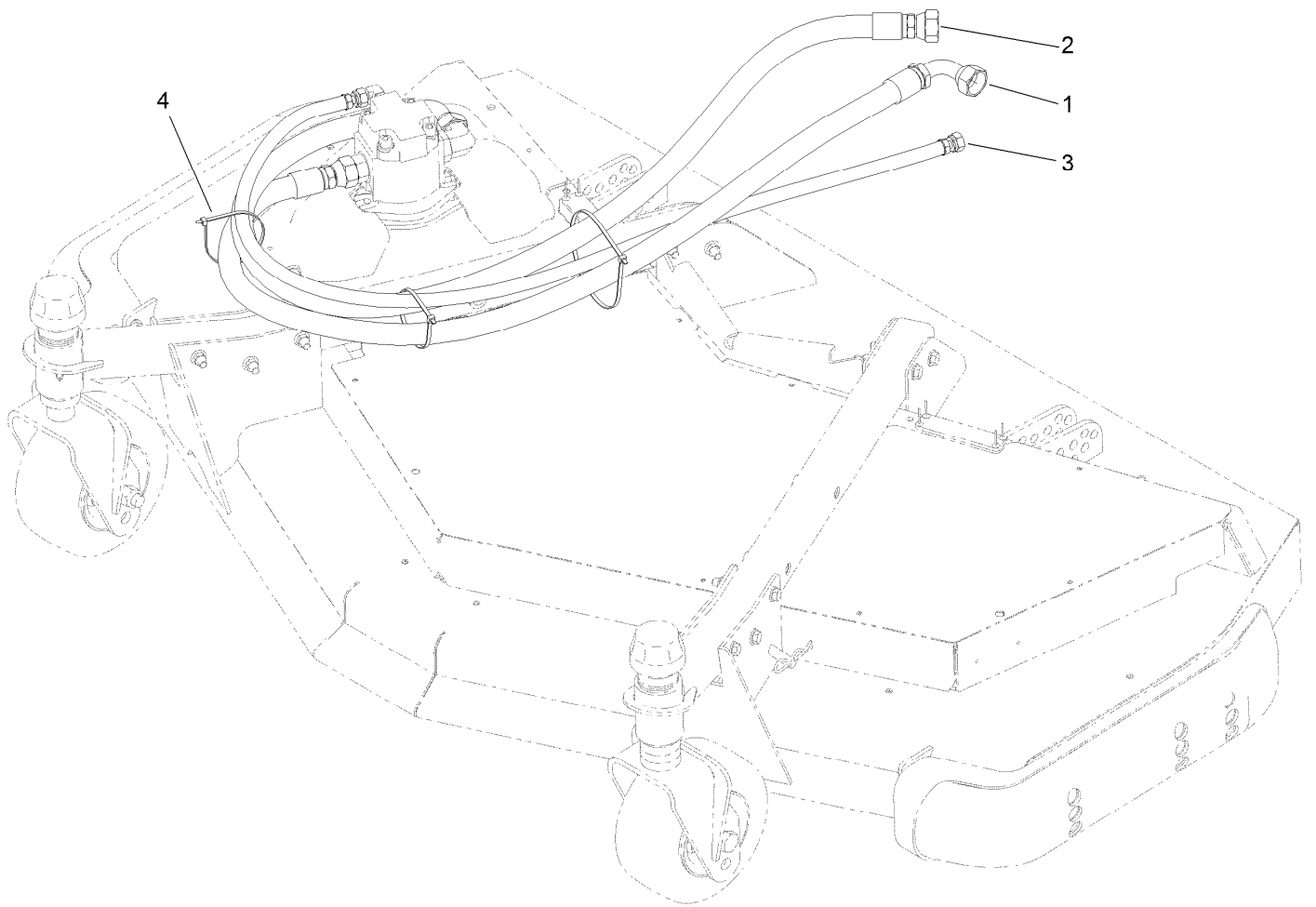
<i>Ref.</i>	<i>Part Number</i>	<i>Qty.</i>	<i>Description</i>
1	125-4301	1	Seal Kit
1:1		1	O-Ring ●
1:2		1	Backup ●
1:3		1	Wear Ring ●
1:4		1	Bds Seal ●
1:5		1	Dust Seal ●
2	302-60	1	Fitting-Grease

● Not serviced separately



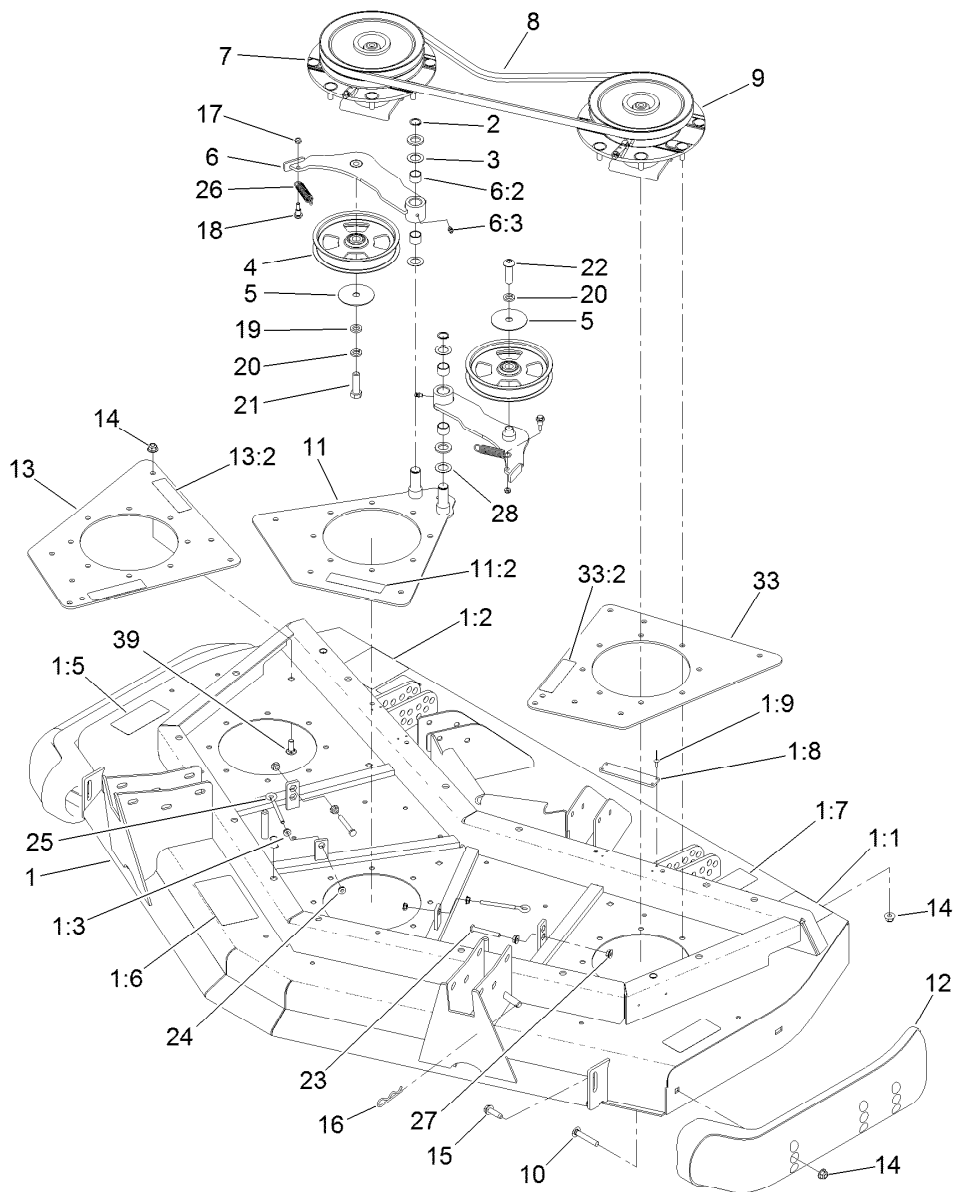
Front Deck Hydraulic Fitting Assembly

Ref.	Part Number	Qty.	Description
1	340-142	1	Fitting-Elbow, 90 DEG
1:1	237-58	1	O-Ring
1:2	237-81	1	O-Ring
2	340-9	1	Fitting-STR
2:1	237-58	1	O-Ring
2:2	237-81	1	O-Ring
3	340-77	1	Fitting-Elbow, 90 DEG
3:1	237-22	1	O-Ring
3:2	237-42	1	O-Ring
4	340-2	2	Fitting-Straight
4:1	237-22	1	O-Ring
4:2	237-42	1	O-Ring



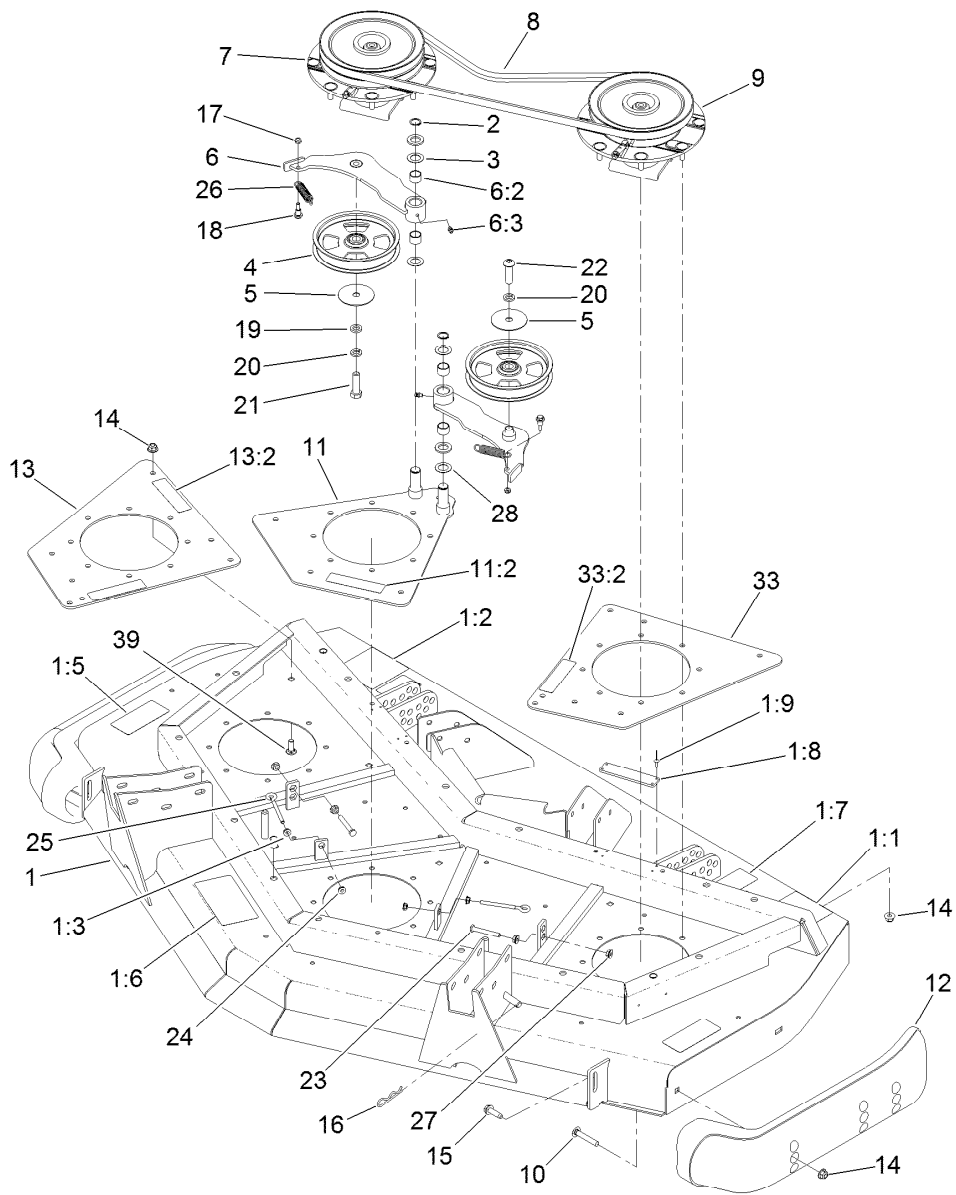
Front Deck Hose Routing Assembly

<i>Ref.</i>	<i>Part Number</i>	<i>Qty.</i>	<i>Description</i>
1	120-8987	1	Hose-HYD
2	120-8988	1	Hose-HYD
3	120-8989	1	Hose-HYD
4	3290-379	3	Tie-Cable



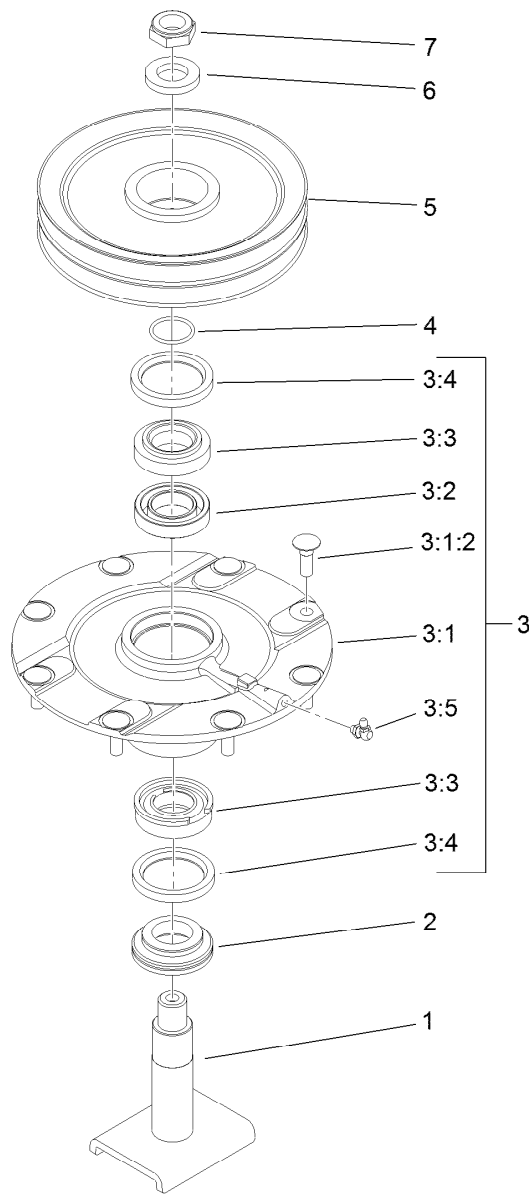
Front Deck Idler and Skid Assembly

Ref.	Part Number	Qty.	Description	Ref.	Part Number	Qty.	Description
1	131-1234	1	Front Deck ASM	11:2	100-6578	1	Decal-Danger
1:1	120-6604	2	Decal-Danger	12	112-1479	2	Skid-Bumper, Deck
1:2	100-5624	1	Decal-HOC, RH	13	131-1238	1	Plate-Spindle, Front Right
1:3	32148-9	3	Nut-Clinch	13:2	100-6578	2	Decal-Danger
1:5	93-7818	2	Decal-Torque, Blade Bolt	14	104-8301	36	Nut-HF, NI
1:6	100-5622	1	Decal-HOC	15	9136144	2	Screw-HWHTF
1:7	104-3578	1	Decal-HOC, LH	16	3290-355	1	Pin-Hair
1:8	105-0786	2	Pad-Plastic	17	3296-56	2	Nut-Lock, NI
1:9	3269-8	8	Rivet-Blind	18	104-0858	2	Bolt-Shoulder
2	32120-72	2	Ring-Snap	19	9202424	1	Spacer
3	3-6498	4	Washer-Thrust	20	3253-7	2	Washer-Lock
4	132-9421	2	Pulley-Idler, Flat	21	325-7	1	Screw-HH
5	100-3102	2	Washer-Flat	22	108-1993	1	Screw-HSBH
6	110-6128	2	Idler Arm ASM	23	9114524	2	Bolt-TAP, HH
6:2	256-76	2	Bushing	24	32128-14	4	Nut-HF
6:3	302-5	1	Fitting-Grease	25	68-0090	4	Screw-Adjusting
7	139-1037	1	Double Driven Spindle ASM	26	107938	2	Spring-Extension
8	108-8076	2	V-Belt, Deck	27	32128-26	4	Nut-Flange
9	139-1038	1	High Driven Spindle ASM	28	70-1160	2	Washer
10	3231-33	4	Screw-CARR	33	131-1239	1	Plate-Spindle, Front Left
11	131-1237	1	Plate-Spindle, Front Center				



Front Deck Idler and Skid Assembly (continued)

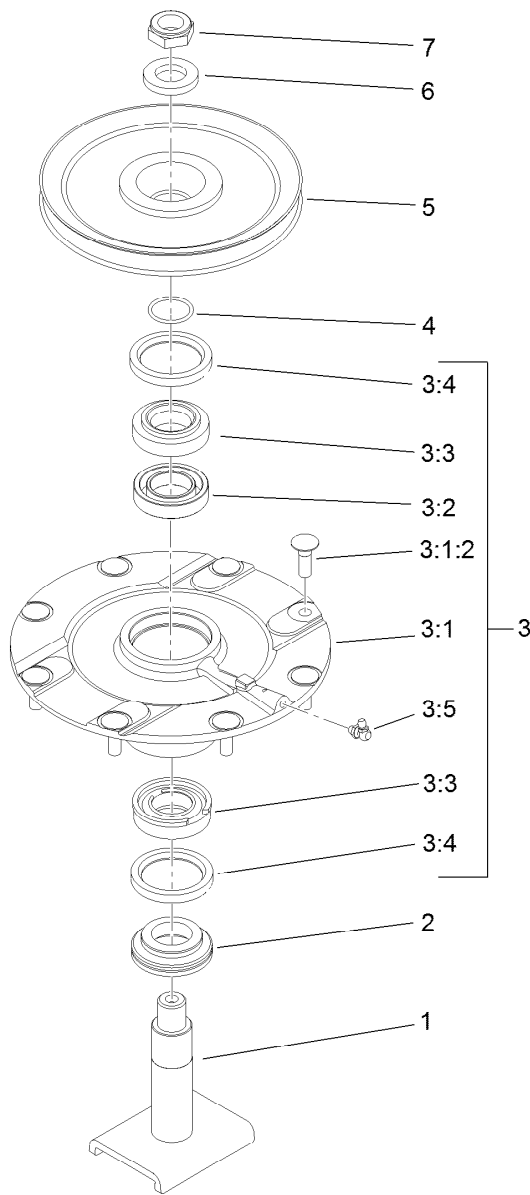
Ref.	Part Number	Qty.	Description
33:2	100-6578	1	Decal-Danger
39	3231-22	12	Screw-CARR



Double Driven Spindle Assembly No. 139-1037

Ref.	Part Number	Qty.	Description
1	139-1044	1	Shaft-Spindle
2	138-6416	1	Spacer-Spindle, Shaft
3	119-4775	1	Spindle Housing ASM
3:1		1	Spindle ASM ●
3:1:2	114-8195	8	Bolt-Neck, Ribbed
3:2	120-5577	1	Bearing Spacer Set
3:3	110-8297	1	Bearing ASM
3:4	253-154	2	Seal-Oil
3:5	302-60	1	Fitting-Grease
4	106-7159	1	O-Ring
5	104-3547	1	Pulley-Driven, Double
6	120-5576	1	Washer-Hardened
7	3296-60	1	Nut-Lock, NI

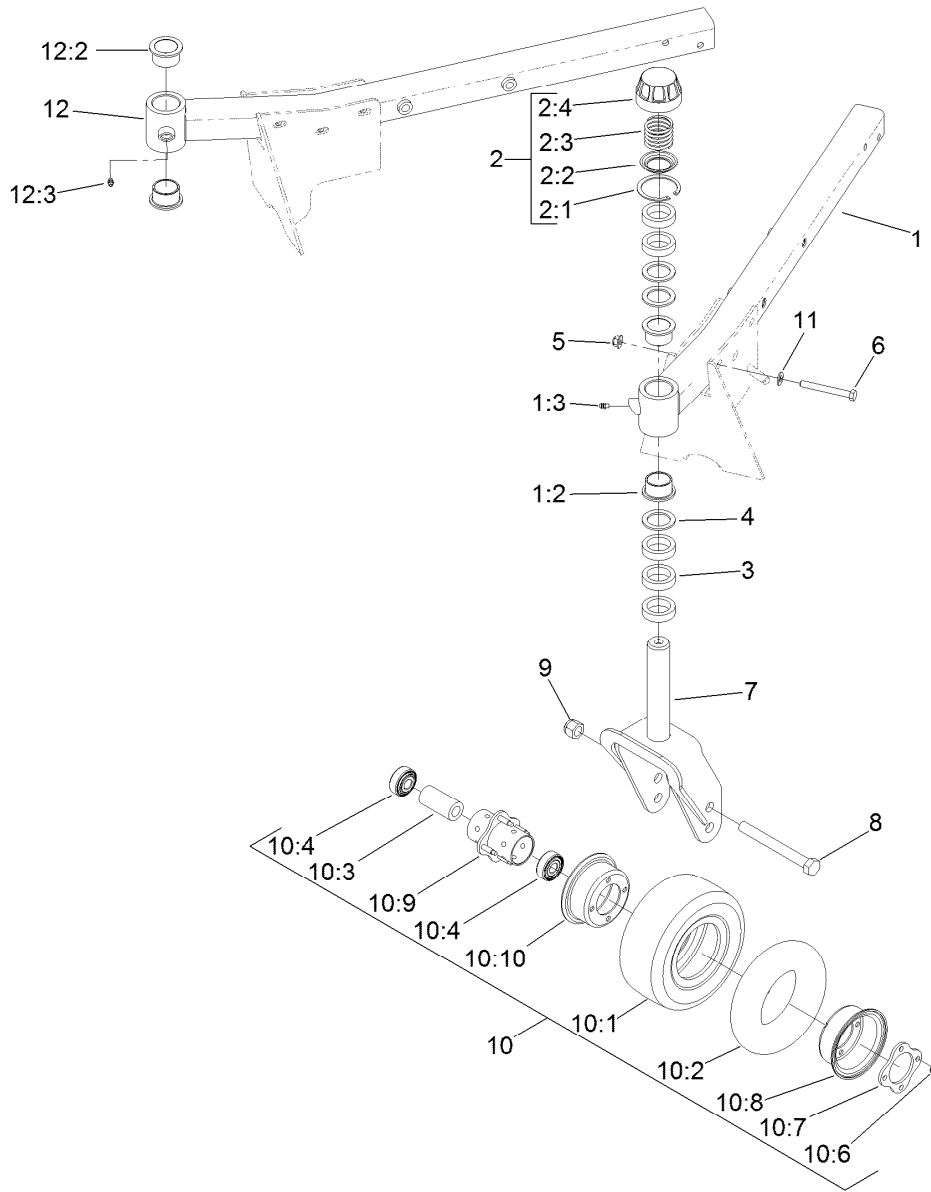
● Not serviced separately



High Driven Spindle Assembly No. 139-1038

Ref.	Part Number	Qty.	Description
1	139-1044	1	Shaft-Spindle
2	138-6416	1	Spacer-Spindle, Shaft
3	119-4775	1	Spindle Housing ASM
3:1		1	Spindle ASM ●
3:1:2	114-8195	8	Bolt-Neck, Ribbed
3:2	120-5577	1	Bearing Spacer Set
3:3	110-8297	1	Bearing ASM
3:4	253-154	2	Seal-Oil
3:5	302-60	1	Fitting-Grease
4	106-7159	1	O-Ring
5	104-3548	1	Pulley-Driven, High
6	120-5576	1	Washer-Hardened
7	3296-60	1	Nut-Lock, NI

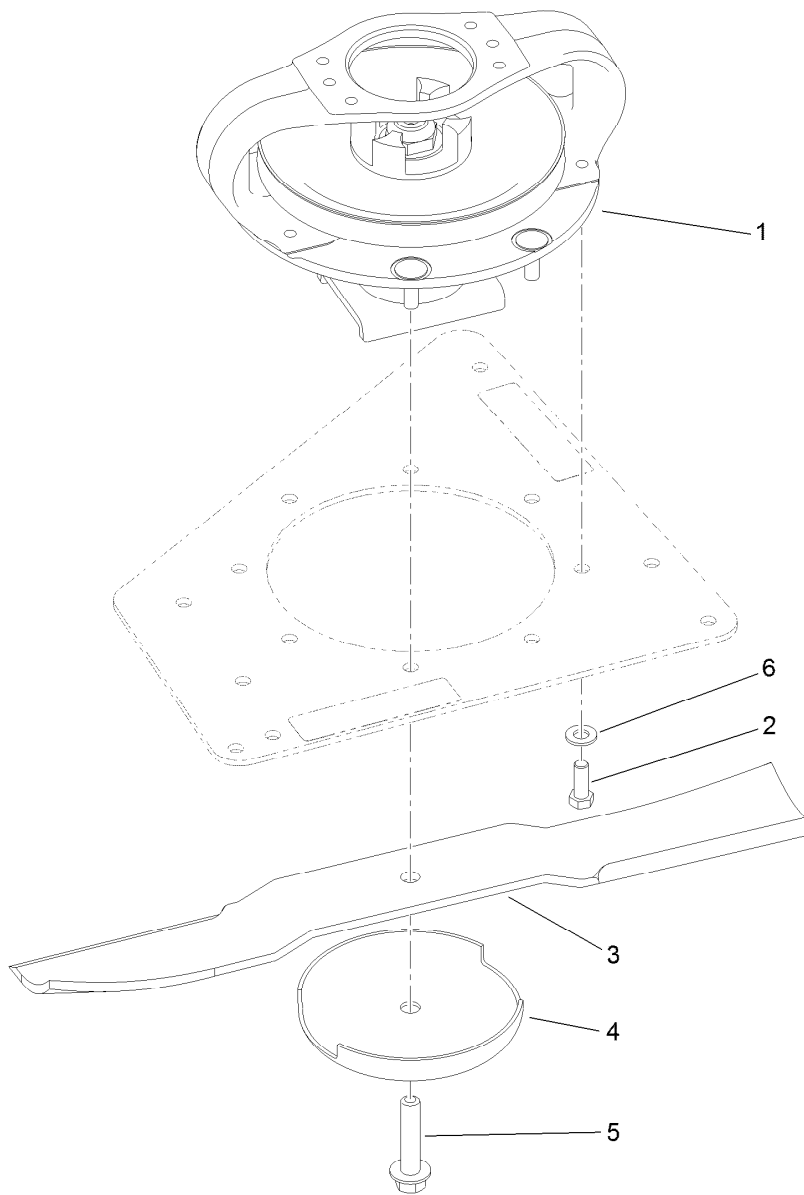
● Not serviced separately



Front Deck Caster Arm and Wheel Assembly

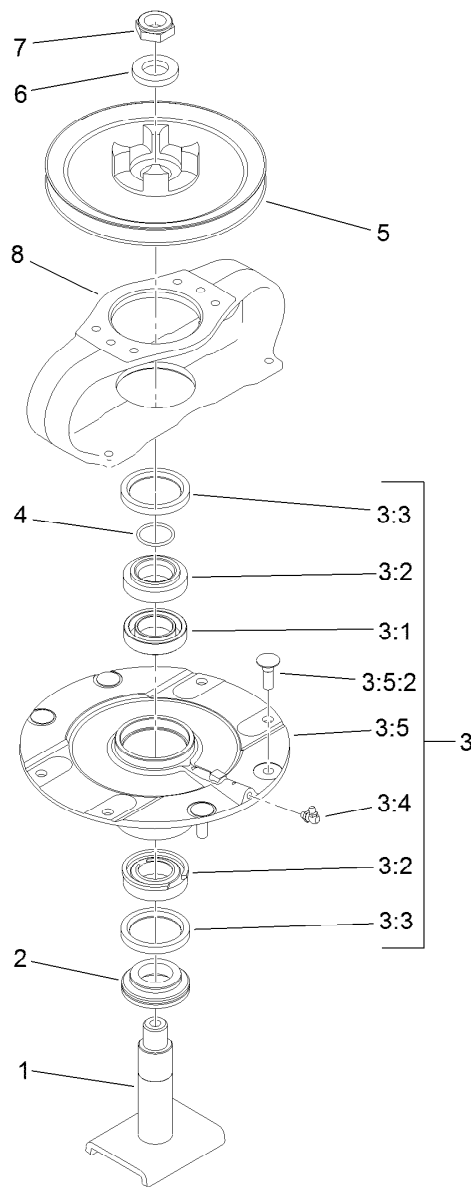
Ref.	Part Number	Qty.	Description	Ref.	Part Number	Qty.	Description
1	132-6169	1	LH Caster Arm ASM	10	93-9938	2	Wheel ASM
1:2	69-6470	2	Bushing-Caster	10:1	93-9939	1	Tire
1:3	302-5	1	Fitting-Grease	10:2	68-8950	1	Tube-Inner (W/Valve)
2	92-9727	2	HOC Cap ASM	10:3	93-4241	1	Spacer-Bearing, Inner
2:1	92-5581	1	Ring-Retaining	10:4	120-3366	2	Bearing
2:2	92-5583	1	Washer-Cap	10:6	32128-16	4	Nut-HHF
2:3	92-9726	1	Spring-Compression	10:7	93-4242	1	Plate
2:4	92-8861	1	Cap-HOC	10:8	93-4239	1	Rim-Wheel, Half
3	69-1510	10	Spacer	10:9	93-5980	1	Hub
4	69-6860	6	Washer-Thrust	10:10	95-2741	1	Rim-Wheel, Half
5	104-8301	10	Nut-HF, NI	11	3256-24	10	Washer-Flat
6	323-20	10	Screw-HH	12	132-6176	1	RH Caster Arm ASM
7	130-2736-01	2	Fork-Caster	12:2	69-6470	2	Bushing-Caster
8	327-24	2	Screw-HH	12:3	302-5	1	Fitting-Grease
9	3296-53	2	Nut-Lock, NI				
10	93-5974	2	8 Inch Foam Filled Wheel ASM ●				

● Optional Equipment



Front Deck Driving Spindle Assembly

<i>Ref.</i>	<i>Part Number</i>	<i>Qty.</i>	<i>Description</i>
1	139-1035	1	Single Driven Spindle ASM
2	323-6	4	Screw-HH
3	92-5608-03	3	Blade
4	72-9361	3	Cup-Scalp, Anti
5	92-5816	3	Bolt-Blade
6	3256-24	4	Washer-Flat

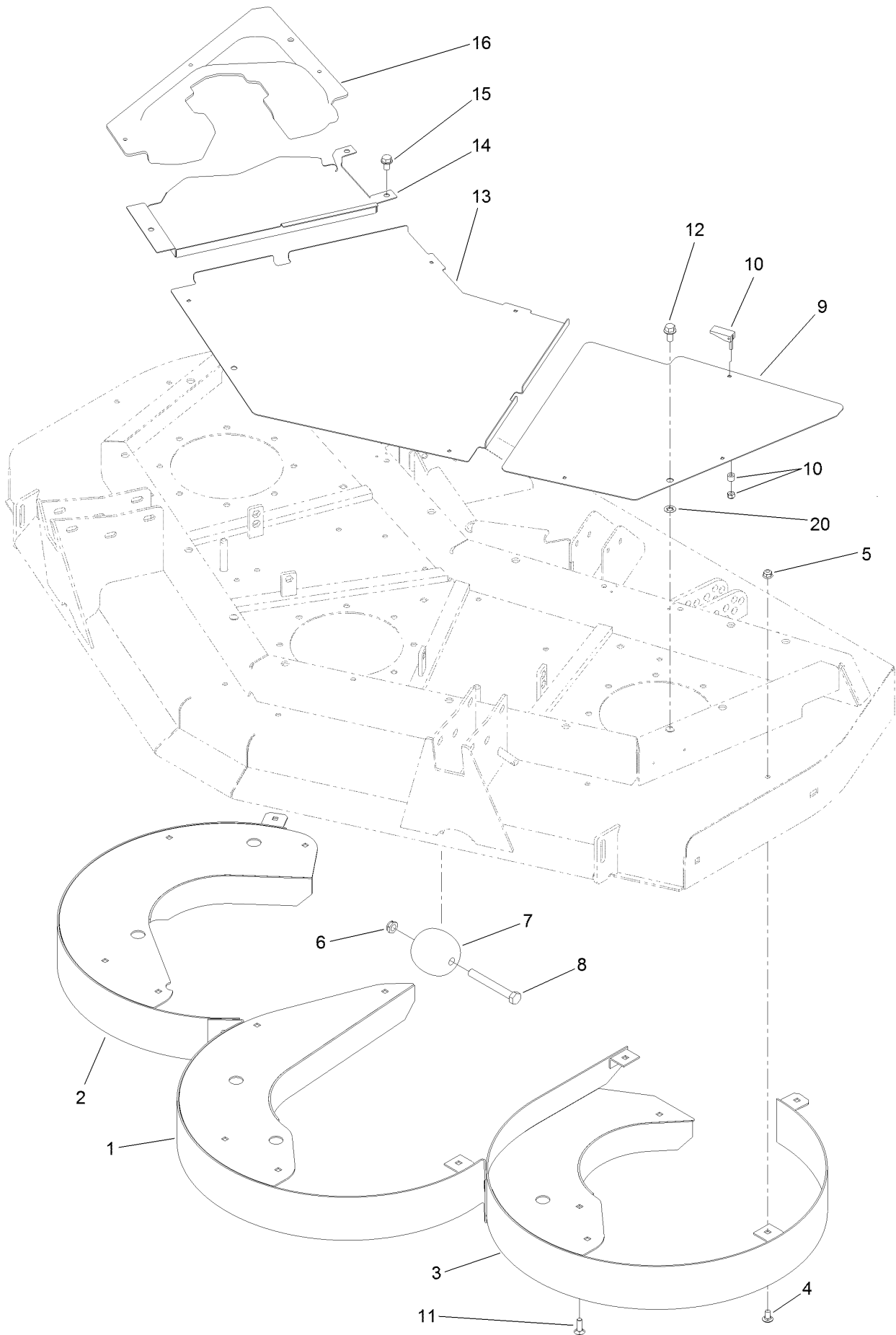


Driving Spindle Assembly No. 139-1035

Ref.	Part Number	Qty.	Description
1	139-1044	1	Shaft-Spindle
2	138-6416	1	Spacer-Spindle, Shaft
3	119-4546	1	Spindle Housing ASM
3:1	120-5577	1	Bearing Spacer Set
3:2	110-8297	1	Bearing ASM
3:3	253-154	2	Seal-Oil
3:4	302-60	1	Fitting-Grease
3:5		1	Spindle ASM ●
3:5:2	114-8195	4	Bolt-Neck, Ribbed
4	106-7159	1	O-Ring
5	104-3545	1	Pulley-Driving
6	120-5576	1	Washer-Hardened
7	3296-60	1	Nut-Lock, NI
8	104-3544	1	Mount-Motor, Drive

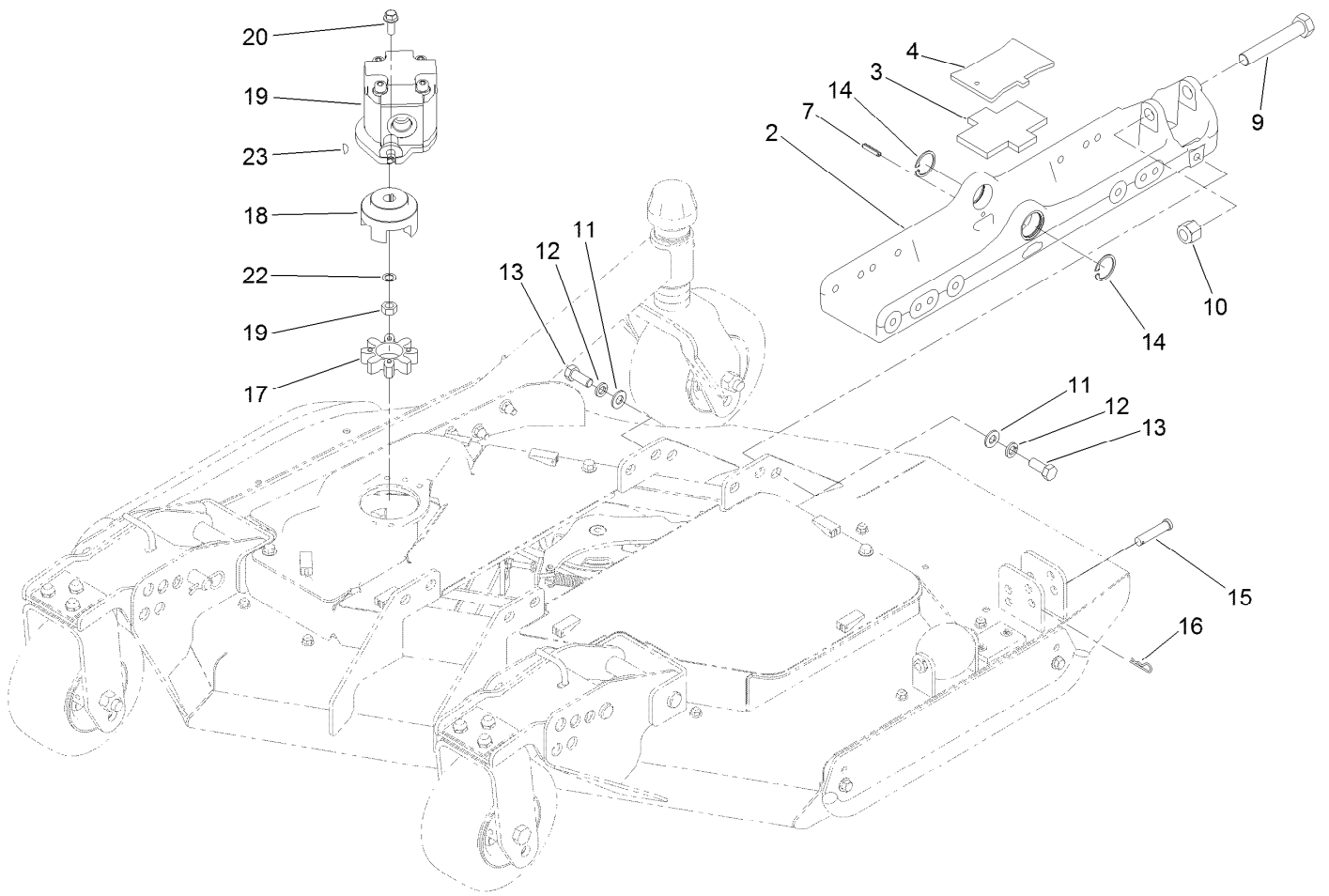
● Not serviced separately

Cutting Chamber, Cover and Roller Assembly



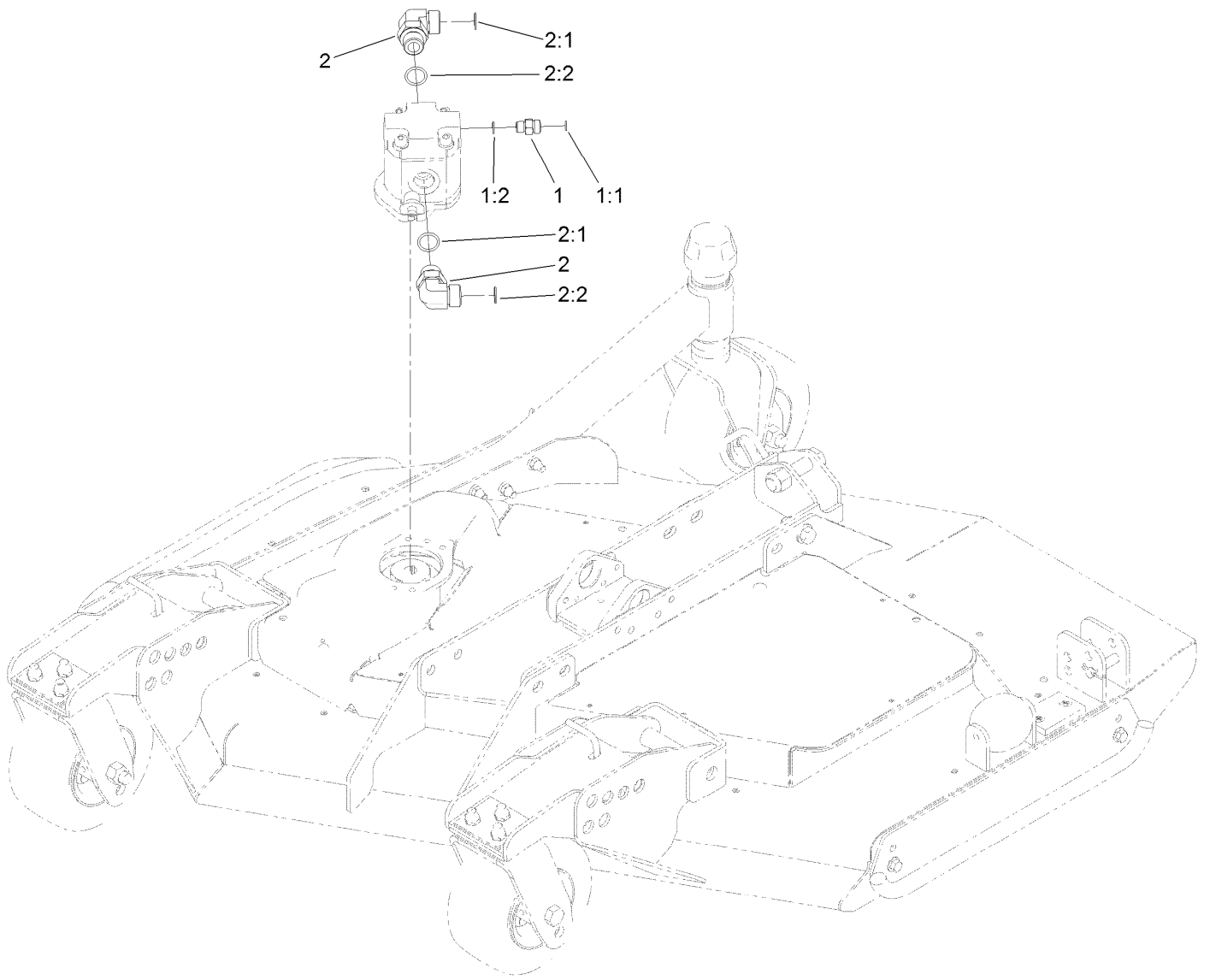
Cutting Chamber, Cover and Roller Assembly (continued)

<i>Ref.</i>	<i>Part Number</i>	<i>Qty.</i>	<i>Description</i>	<i>Ref.</i>	<i>Part Number</i>	<i>Qty.</i>	<i>Description</i>
1	130-2650-01	1	Chamber-Center	10	74-5950	10	Latch-Swell
2	130-2674-01	1	Chamber-RH	11	3230-22	3	Screw-CARR
3	130-2675-01	1	Chamber-LH	12	3234-1	3	Screw-HHF
4	3230-18	15	Screw-CARR	13	100-5660-03	1	Cover-Front, Center
5	104-8300	18	Nut-HF, NI	14	100-5662-03	1	Cover-Front, RH
6	3296-45	2	Nut-Hex	15	32144-69	3	Screw-HWHTF
7	29-4820	2	Roller	16	100-5661	1	Cover-Front, Center
8	325-17	2	Screw-HH	20	107-3154	3	Nut-Push
9	100-5663-03	1	Cover-Front, LH				



Right Deck Mount Assembly

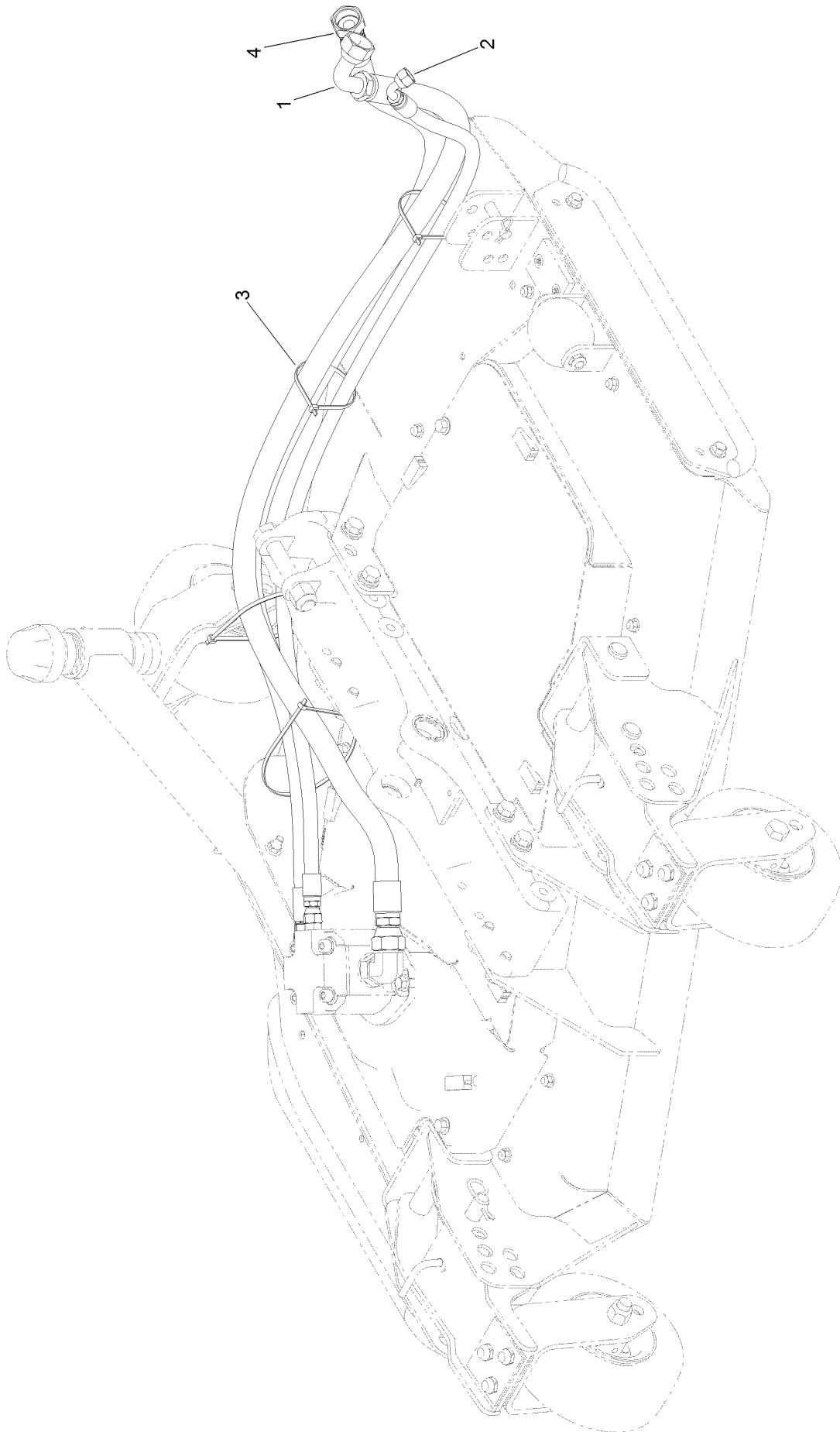
<i>Ref.</i>	<i>Part Number</i>	<i>Qty.</i>	<i>Description</i>	<i>Ref.</i>	<i>Part Number</i>	<i>Qty.</i>	<i>Description</i>
2	136-0033-03	1	Mount-Deck	14	32120-42	2	Ring-Retaining
3	104-8348	1	Plate-Rubber	15	92-2739	1	Pin-Clevis
4	136-0041-03	1	Plate	16	3290-467	1	Pin-Hair
7	32121-69	1	Pin-Spring	17	104-3542	1	Spider
9	328-8	1	Screw-HH	18	104-3541	1	Hub-Spider
10	3296-51	1	Nut-Lock, NI	19	127-3694	1	HYD Motor ASM
11	3256-26	8	Washer-Flat	20	3234-42	2	Screw-HHF
12	3253-7	8	Washer-Lock	22	112-6957	1	Washer-Hardened
13	325-5	8	Screw-HH	23	3257-3	1	Key-Woodruff



Right Deck Hydraulic Fitting Assembly

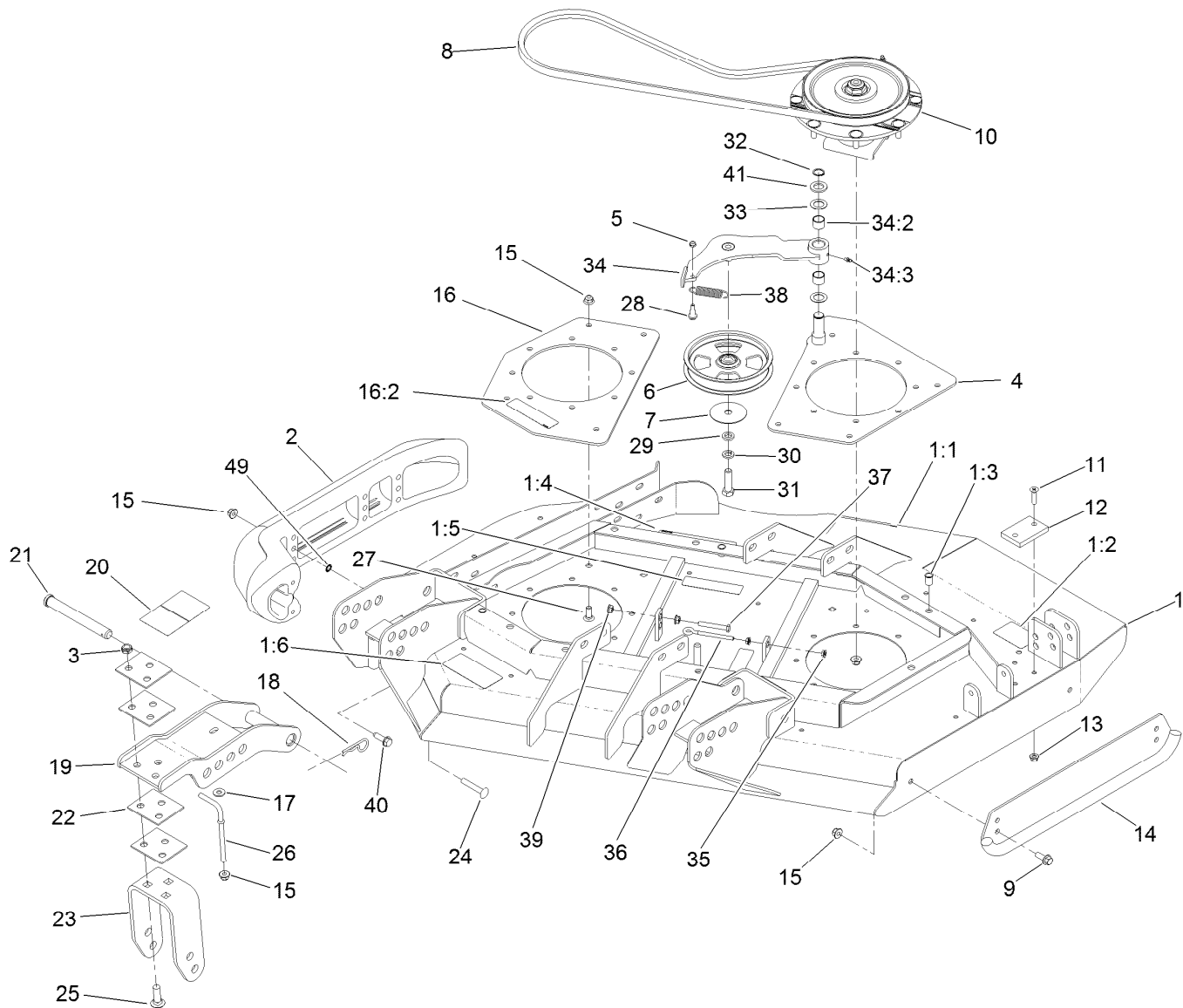
<i>Ref.</i>	<i>Part Number</i>	<i>Qty.</i>	<i>Description</i>
1	340-2	1	Fitting-Straight
1:1	237-22	1	O-Ring
1:2	237-42	1	O-Ring
2	340-142	2	Fitting-Elbow, 90 DEG
2:1	237-58	1	O-Ring
2:2	237-81	1	O-Ring

Right Deck Hose Assembly



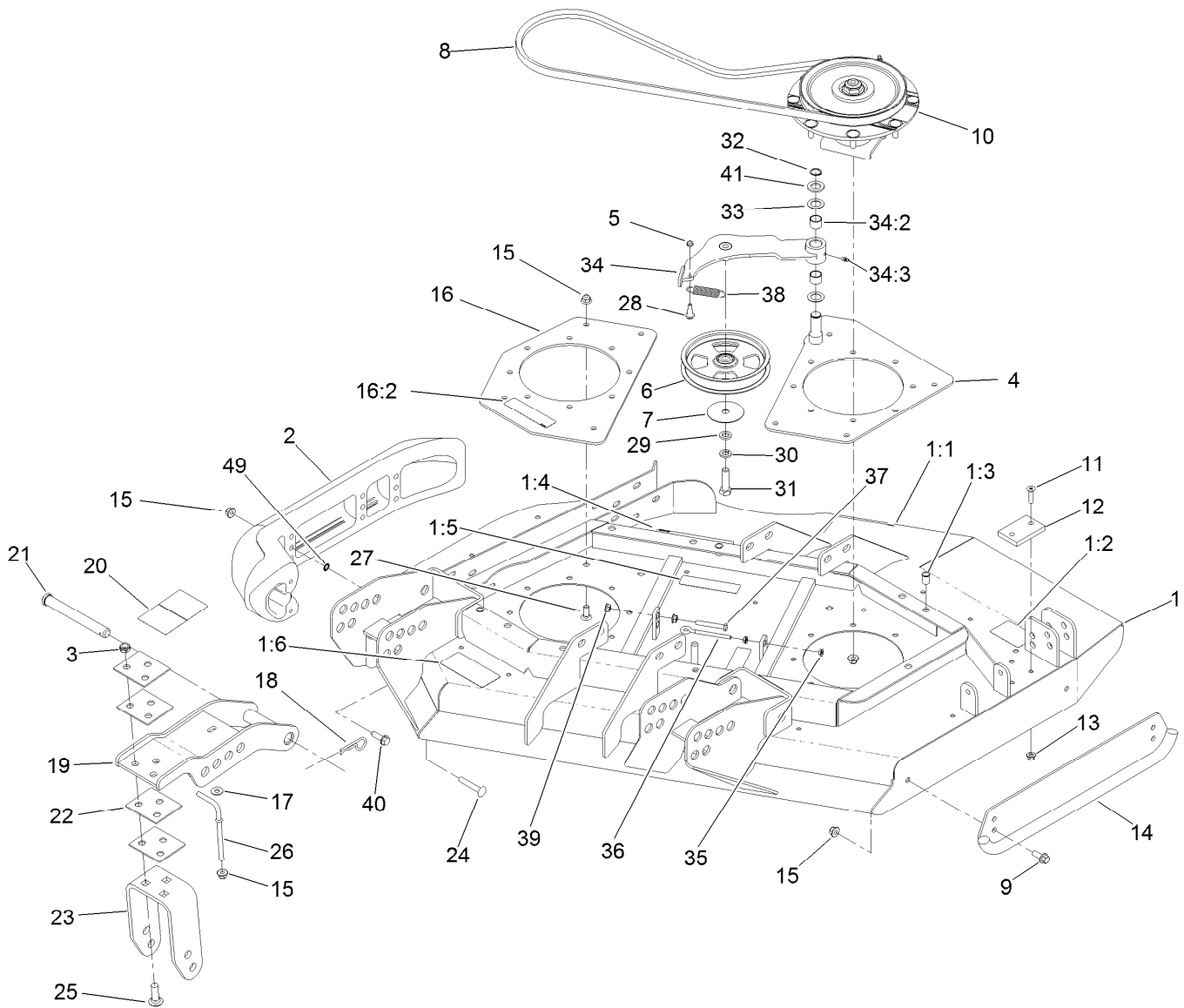
Right Deck Hose Assembly (continued)

<i>Ref.</i>	<i>Part Number</i>	<i>Qty.</i>	<i>Description</i>	<i>Ref.</i>	<i>Part Number</i>	<i>Qty.</i>	<i>Description</i>
1	120-8959	1	Hose-HYD	3	3290-379	4	Tie-Cable
2	104-2265	1	Hose-HYD	4	132-6116	1	Hose-HYD



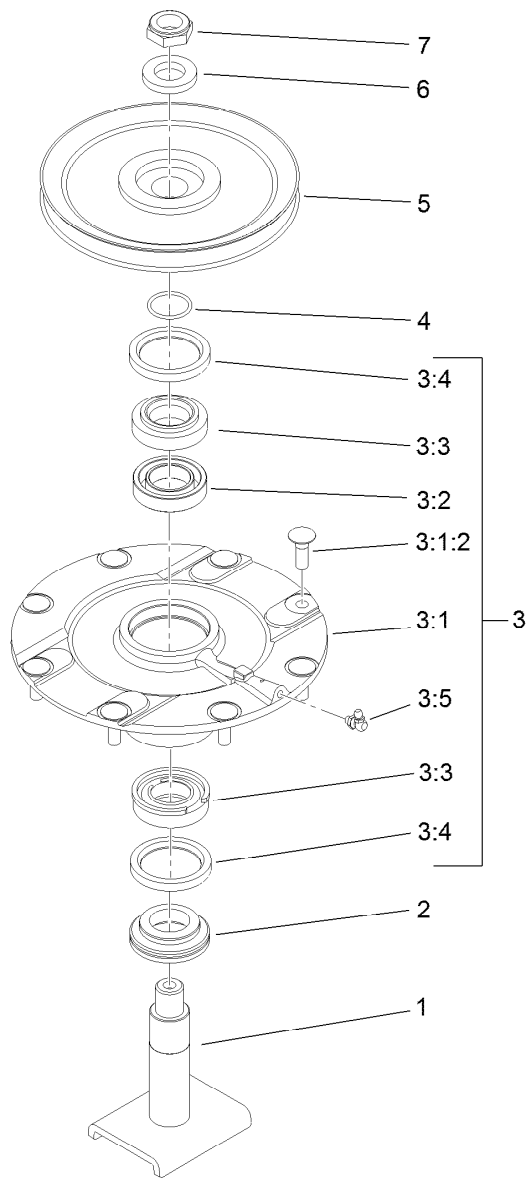
Right Deck, Idler and Skid Assembly

Ref.	Part Number	Qty.	Description	Ref.	Part Number	Qty.	Description
1	131-1235	1	Right Deck ASM	16	131-1243	1	Plate-Spindle
1:1	120-6604	1	Decal-Danger	16:2	100-6578	1	Decal-Danger
1:2	100-5694	1	Decal-Rear HOC, RH	17	3256-3	2	Washer-Flat
1:3	32148-9	3	Nut-Clinch	18	3290-343	4	Pin-Hair
1:4	100-5622	1	Decal-HOC	19	132-6150-01	2	Bracket-Caster
1:5	100-6578	2	Decal-Danger	20	100-5623	1	Decal-HOC
1:6	93-7818	1	Decal-Torque, Blade Bolt	21	120-5587	4	Pin-Clevis
2	112-1479	1	Skid-Bumper, Deck	22	104-7524	8	Shim
3	3296-45	6	Nut-Hex	23	132-6157-01	2	Bracket-Fork
4	131-1231-01	1	Plate-Stiffener	24	3231-33	2	Screw-CARR
5	3296-56	1	Nut-Lock, NI	25	3233-2	6	Screw-CARR
6	132-9421	1	Pulley-Idler, Flat	26	106-2047	2	Rod-Tension
7	100-3102	1	Washer-Flat	27	3231-22	8	Screw-CARR
8	108-8076	1	V-Belt, Deck	28	104-0858	1	Bolt-Shoulder
9	3234-42	2	Screw-HHF	29	9202424	1	Spacer
10	139-1039	1	Low Driven Spindle ASM	30	3253-7	1	Washer-Lock
11	32108-103	2	Screw-FH	31	325-7	1	Screw-HH
12	69-9290	1	Pad-Bumper	32	32120-72	1	Ring-Snap
13	104-8300	2	Nut-HF, NI	33	3-6498	2	Washer-Thrust
14	104-2250-01	1	Skid-Side	34	110-6128	1	Idler Arm ASM
15	104-8301	26	Nut-HF, NI	34:2	256-76	2	Bushing



Right Deck, Idler and Skid Assembly (continued)

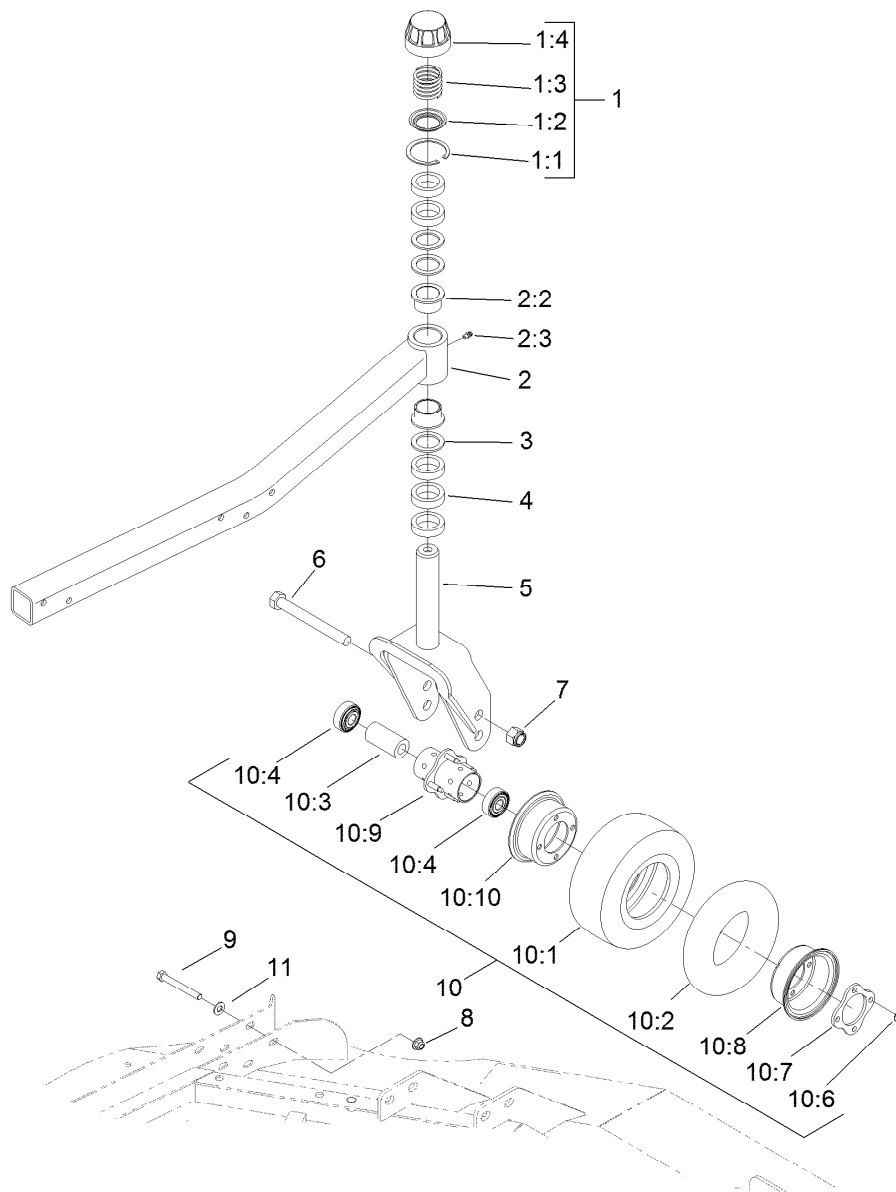
<i>Ref.</i>	<i>Part Number</i>	<i>Qty.</i>	<i>Description</i>	<i>Ref.</i>	<i>Part Number</i>	<i>Qty.</i>	<i>Description</i>
34:3	302-5	1	Fitting-Grease	39	32128-26	2	Nut-Flange
35	32128-14	2	Nut-HF	40	9136144	1	Screw-HWHTF
36	68-0090	1	Screw-Adjusting	41	70-1160	1	Washer
37	9114524	1	Bolt-TAP, HH	49	32151-72	2	Ring-Retaining
38	107938	1	Spring-Extension				



Low Driven Spindle Assembly No. 139-1039

Ref.	Part Number	Qty.	Description
1	139-1044	1	Shaft-Spindle
2	138-6416	1	Spacer-Spindle, Shaft
3	119-4775	1	Spindle Housing ASM
3:1		1	Spindle ASM ●
3:1:2	114-8195	8	Bolt-Neck, Ribbed
3:2	120-5577	1	Bearing Spacer Set
3:3	110-8297	1	Bearing ASM
3:4	253-154	2	Seal-Oil
3:5	302-60	1	Fitting-Grease
4	106-7159	1	O-Ring
5	104-3546	1	Pulley-Driven, Low
6	120-5576	1	Washer-Hardened
7	3296-60	1	Nut-Lock, NI

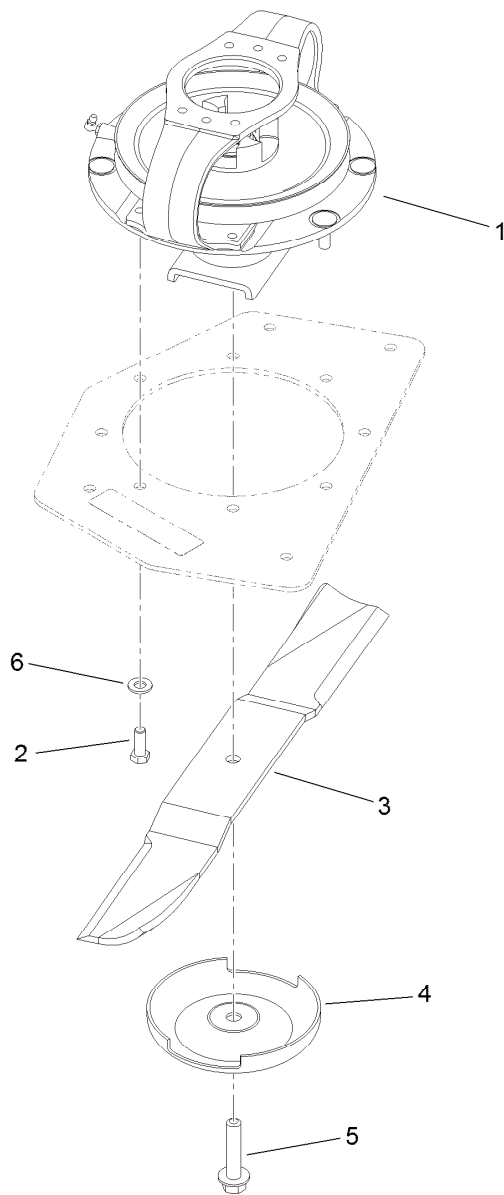
● Not serviced separately



Right Hand and Left Hand Castor Arm and Wheel Assembly

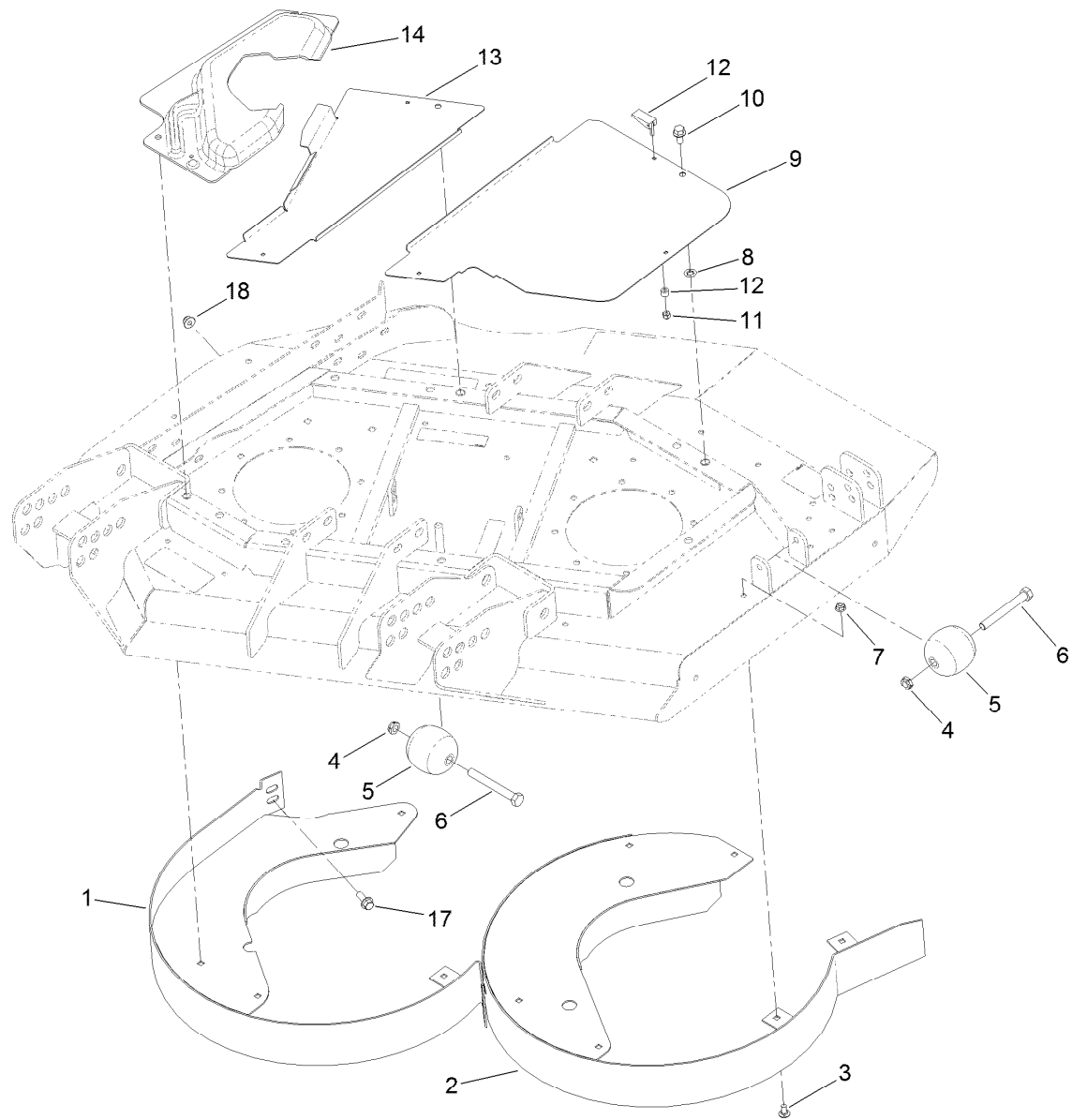
<i>Ref.</i>	<i>Part Number</i>	<i>Qty.</i>	<i>Description</i>	<i>Ref.</i>	<i>Part Number</i>	<i>Qty.</i>	<i>Description</i>
1	92-9727	1	HOC Cap ASM	9	323-20	5	Screw-HH
1:1	92-5581	1	Ring-Retaining	10	93-5974	3	8 Inch Foam Filled Wheel ASM ●
1:2	92-5583	1	Washer-Cap	10	93-9938	3	Wheel ASM
1:3	92-9726	1	Spring-Compression	10:1	93-9939	1	Tire
1:4	92-8861	1	Cap-HOC	10:2	68-8950	1	Tube-Inner (W/Valve)
2	132-6167	1	Caster Arm ASM	10:3	93-4241	1	Spacer-Bearing, Inner
2:2	69-6470	2	Bushing-Caster	10:4	120-3366	2	Bearing
2:3	302-5	1	Fitting-Grease	10:6	32128-16	4	Nut-HHF
3	69-6860	3	Washer-Thrust	10:7	93-4242	1	Plate
4	69-1510	5	Spacer	10:8	93-4239	1	Rim-Wheel, Half
5	130-2736-01	1	Fork-Caster	10:9	93-5980	1	Hub
6	327-24	3	Screw-HH	10:10	95-2741	1	Rim-Wheel, Half
7	3296-53	3	Nut-Lock, NI	11	3256-24	5	Washer-Flat
8	104-8301	5	Nut-HF, NI				

● Optional Equipment



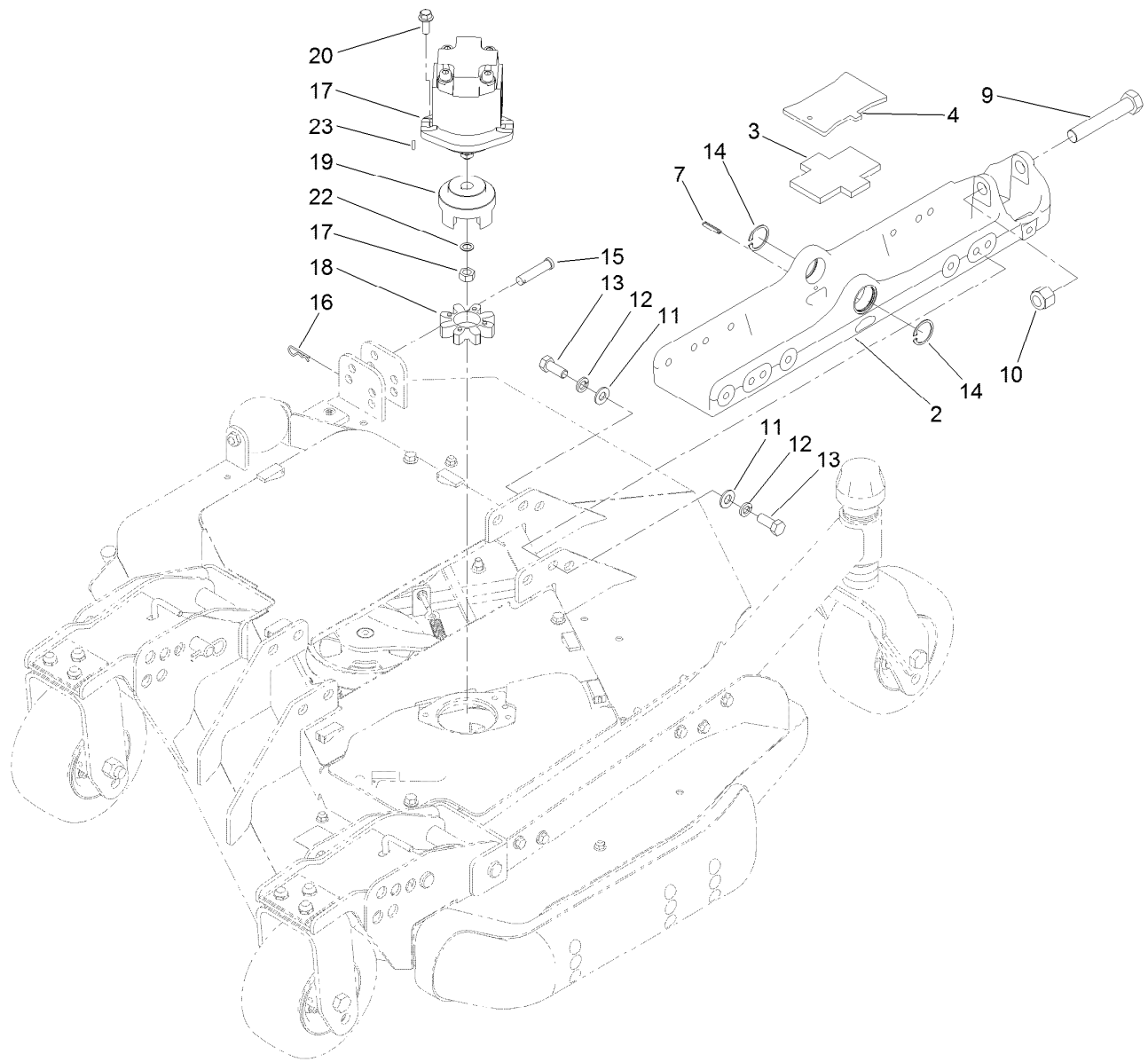
LH and RH Deck Driving Spindle Assembly

<i>Ref.</i>	<i>Part Number</i>	<i>Qty.</i>	<i>Description</i>
1	139-1035	1	Single Driven Spindle ASM
2	323-6	4	Screw-HH
3	92-5608-03	2	Blade
4	72-9361	2	Cup-Scalp, Anti
5	92-5816	2	Bolt-Blade
6	3256-24	4	Washer-Flat



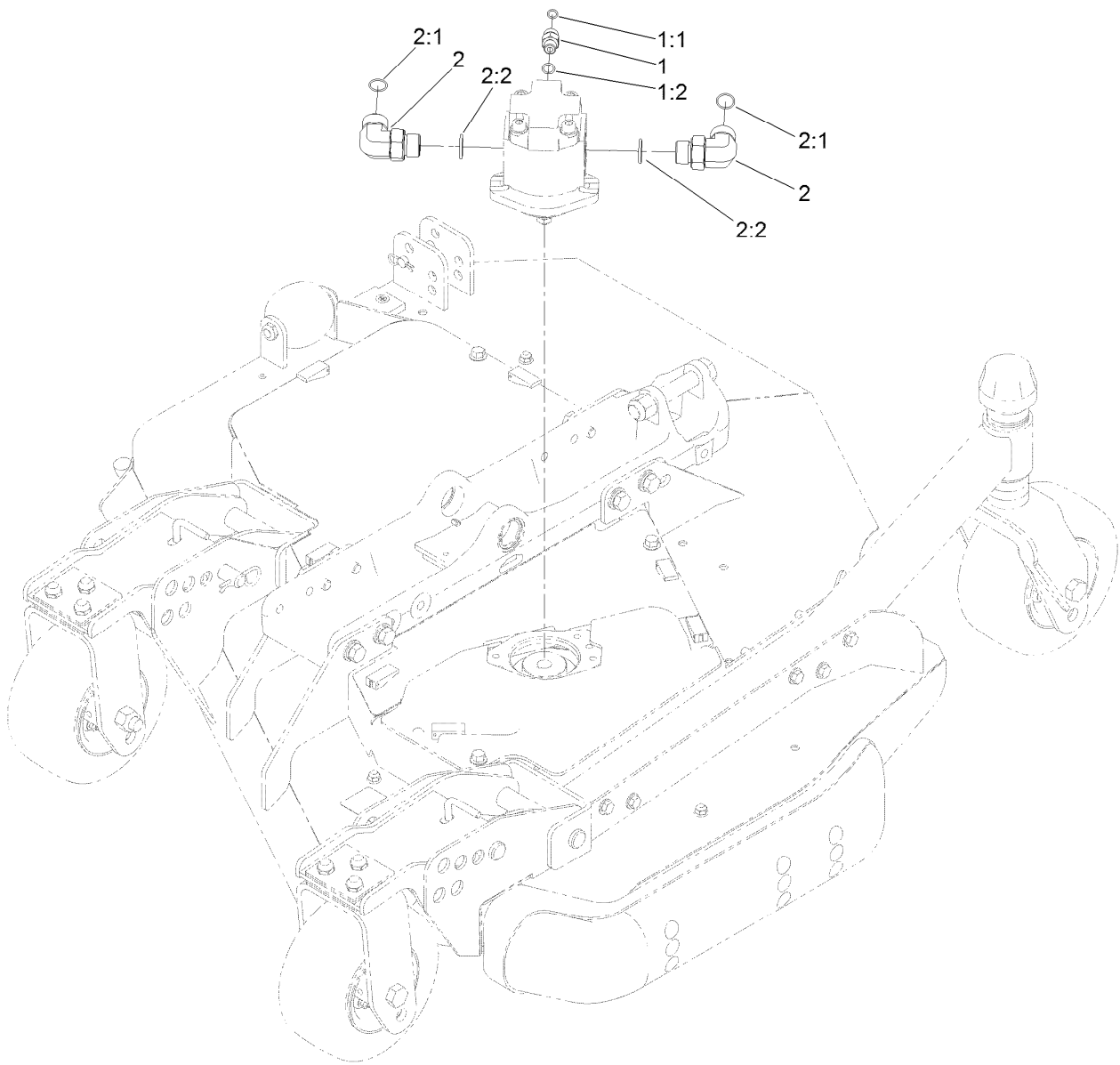
Right Deck Discharge Chamber and Cover Assembly

<i>Ref.</i>	<i>Part Number</i>	<i>Qty.</i>	<i>Description</i>	<i>Ref.</i>	<i>Part Number</i>	<i>Qty.</i>	<i>Description</i>
1	130-2680-01	1	Chamber-Outer	9	100-5668-03	1	Plate-Cover, RH Side
2	130-2681-01	1	Chamber-Inner	10	3234-1	3	Screw-HHF
3	3230-18	11	Screw-CARR	11	1-804254	7	Nut-Lock, HH
4	3296-45	2	Nut-Hex	12	74-5950	7	Latch-Swell
5	29-4820	2	Roller	13	100-5665-03	1	Plate-Cover, RH
6	325-17	2	Screw-HH	14	100-5666	1	Cover-Motor, RH Deck
7	104-8300	11	Nut-HF, NI	17	3234-42	1	Screw-HHF
8	107-3154	3	Nut-Push	18	104-8301	1	Nut-HF, NI



Left Deck Mount Assembly

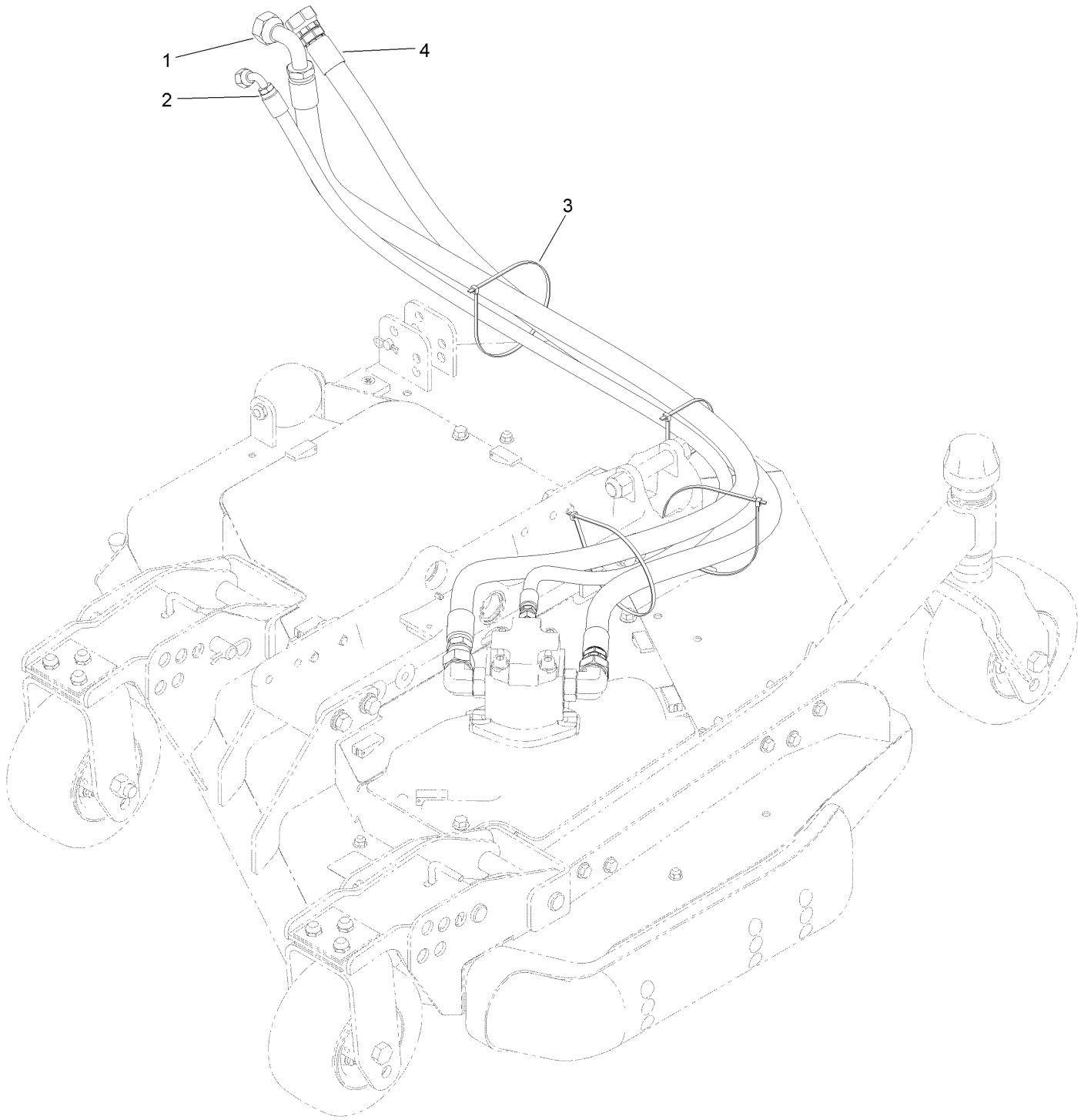
<i>Ref.</i>	<i>Part Number</i>	<i>Qty.</i>	<i>Description</i>	<i>Ref.</i>	<i>Part Number</i>	<i>Qty.</i>	<i>Description</i>
2	136-0033-03	1	Mount-Deck	14	32120-42	2	Ring-Retaining
3	104-8348	1	Plate-Rubber	15	92-2739	1	Pin-Clevis
4	136-0041-03	1	Plate	16	3290-467	1	Pin-Hair
7	32121-69	1	Pin-Spring	17	127-3694	1	HYD Motor ASM
9	328-8	1	Screw-HH	18	104-3542	1	Spider
10	3296-51	1	Nut-Lock, NI	19	104-3541	1	Hub-Spider
11	3256-26	8	Washer-Flat	20	3234-42	2	Screw-HHF
12	3253-7	8	Washer-Lock	22	112-6957	1	Washer-Hardened
13	325-5	8	Screw-HH	23	3257-3	1	Key-Woodruff



Left Deck Hydraulic Fitting Assembly

<i>Ref.</i>	<i>Part Number</i>	<i>Qty.</i>	<i>Description</i>
1	340-2	1	Fitting-Straight
1:1	237-22	1	O-Ring
1:2	237-42	1	O-Ring
2	340-142	2	Fitting-Elbow, 90 DEG
2:1	237-58	1	O-Ring
2:2	237-81	1	O-Ring

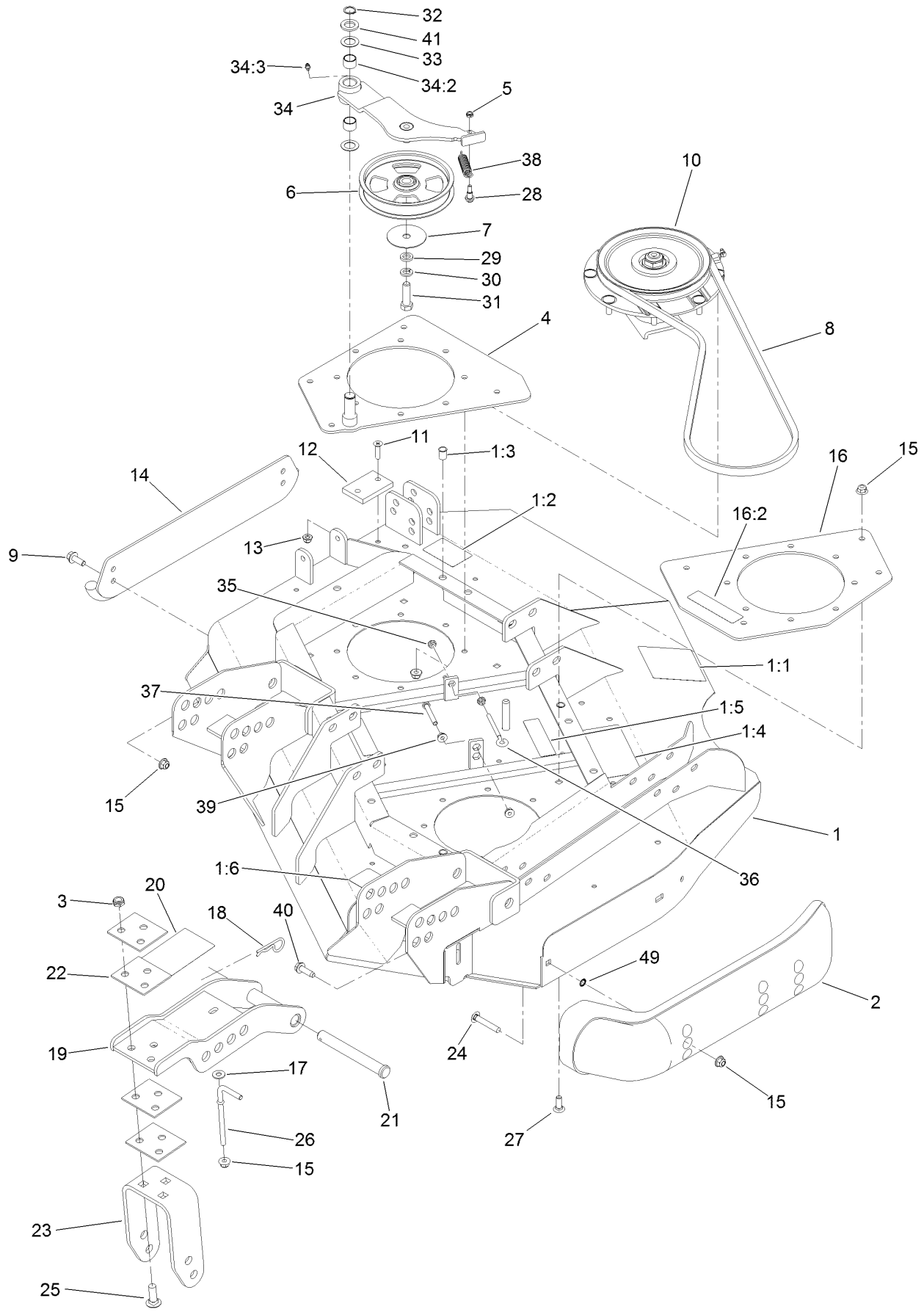
Left Deck Hose Assembly



Left Deck Hose Assembly (continued)

<i>Ref.</i>	<i>Part Number</i>	<i>Qty.</i>	<i>Description</i>	<i>Ref.</i>	<i>Part Number</i>	<i>Qty.</i>	<i>Description</i>
1	120-8959	1	Hose-HYD	3	3290-379	4	Tie-Cable
2	104-2265	1	Hose-HYD	4	132-6116	1	Hose-HYD

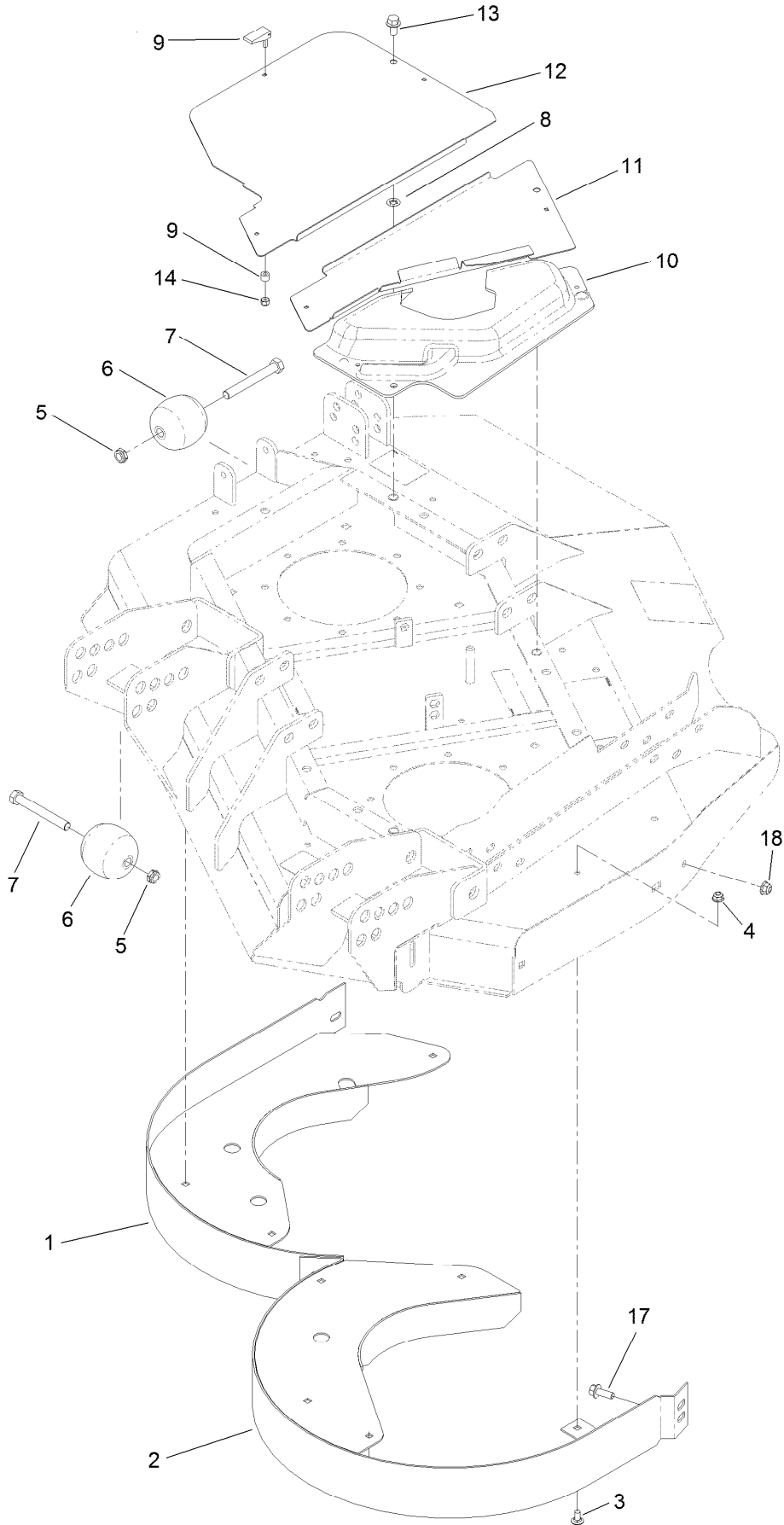
Left Deck, Idler and Skid Assembly



Left Deck, Idler and Skid Assembly (continued)

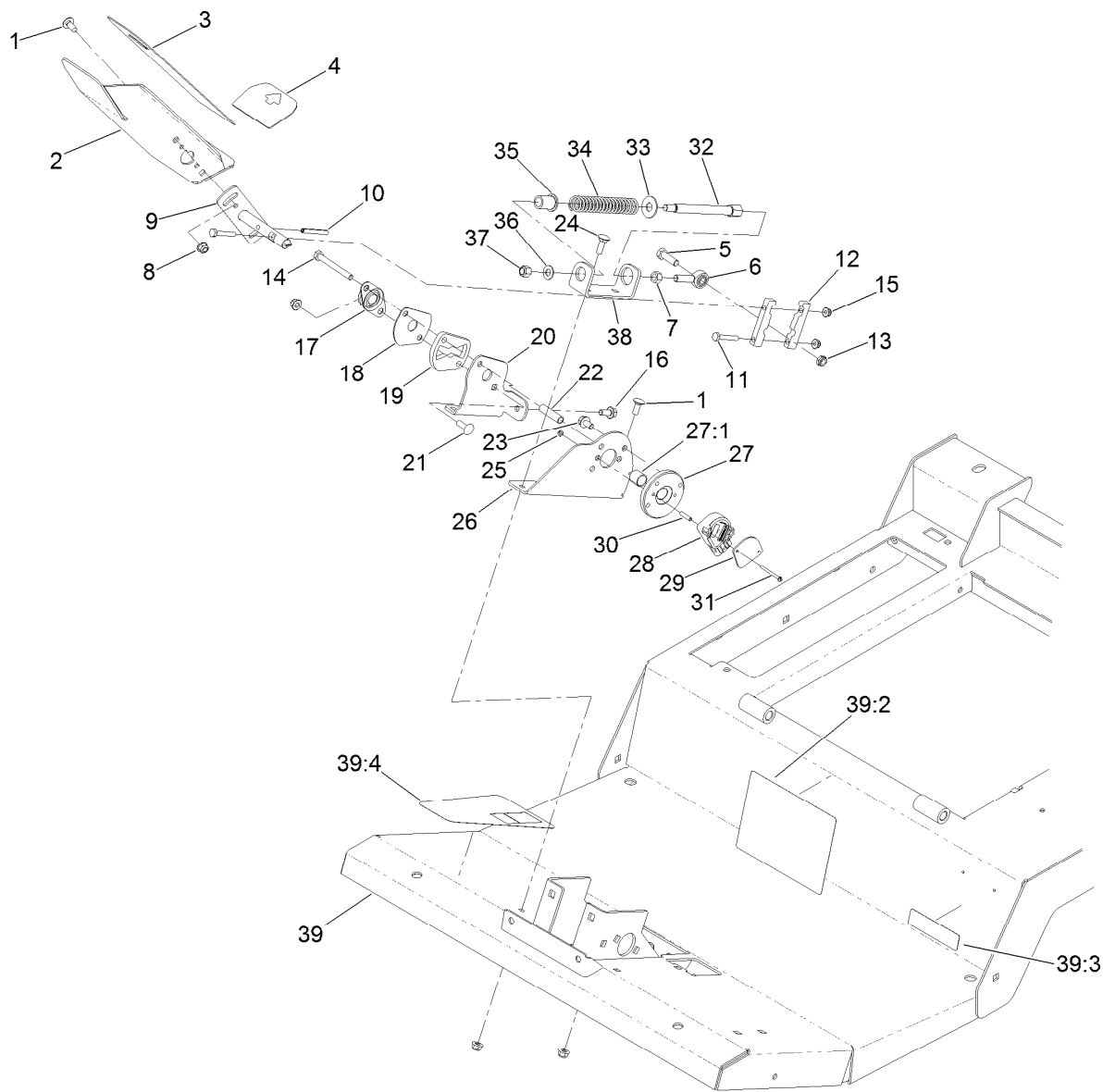
<i>Ref.</i>	<i>Part Number</i>	<i>Qty.</i>	<i>Description</i>	<i>Ref.</i>	<i>Part Number</i>	<i>Qty.</i>	<i>Description</i>
1	131-1236	1	Left Deck ASM	20	104-3579	1	Decal-HOC
1:1	120-6604	1	Decal-Danger	21	120-5587	4	Pin-Clevis
1:2	100-5693	1	Decal-Rear HOC, LH	22	104-7524	8	Shim
1:3	32148-9	3	Nut-Clinch	23	132-6157-01	2	Bracket-Fork
1:4	100-5622	1	Decal-HOC	24	3231-33	2	Screw-CARR
1:5	100-6578	2	Decal-Danger	25	3233-2	6	Screw-CARR
1:6	93-7818	1	Decal-Torque, Blade Bolt	26	106-2047	2	Rod-Tension
2	112-1479	1	Skid-Bumper, Deck	27	3231-22	8	Screw-CARR
3	3296-45	6	Nut-Hex	28	104-0858	1	Bolt-Shoulder
4	131-1233-01	1	Plate-Stiffener	29	9202424	1	Spacer
5	3296-56	1	Nut-Lock, NI	30	3253-7	1	Washer-Lock
6	132-9421	1	Pulley-Idler, Flat	31	325-7	1	Screw-HH
7	100-3102	1	Washer-Flat	32	32120-72	1	Ring-Snap
8	108-8076	1	V-Belt, Deck	33	3-6498	2	Washer-Thrust
9	3234-42	2	Screw-HHF	34	110-6128	1	Idler Arm ASM
10	139-1039	1	Low Driven Spindle ASM	34:2	256-76	2	Bushing
11	32108-103	2	Screw-FH	34:3	302-5	1	Fitting-Grease
12	69-9290	1	Pad-Bumper	35	32128-14	2	Nut-HF
13	104-8300	2	Nut-HF, NI	36	68-0090	1	Screw-Adjusting
14	104-2250-01	1	Skid-Side	37	9114524	1	Bolt-TAP, HH
15	104-8301	26	Nut-HF, NI	38	107938	1	Spring-Extension
16	131-1244	1	Plate-Spindle	39	32128-26	2	Nut-Flange
16:2	100-6578	1	Decal-Danger	40	9136144	1	Screw-HWHTF
17	3256-3	2	Washer-Flat	41	70-1160	1	Washer
18	3290-343	4	Pin-Hair	49	32151-72	2	Ring-Retaining
19	132-6150-01	2	Bracket-Caster				

Left Deck Discharge Chamber and Cover Assembly



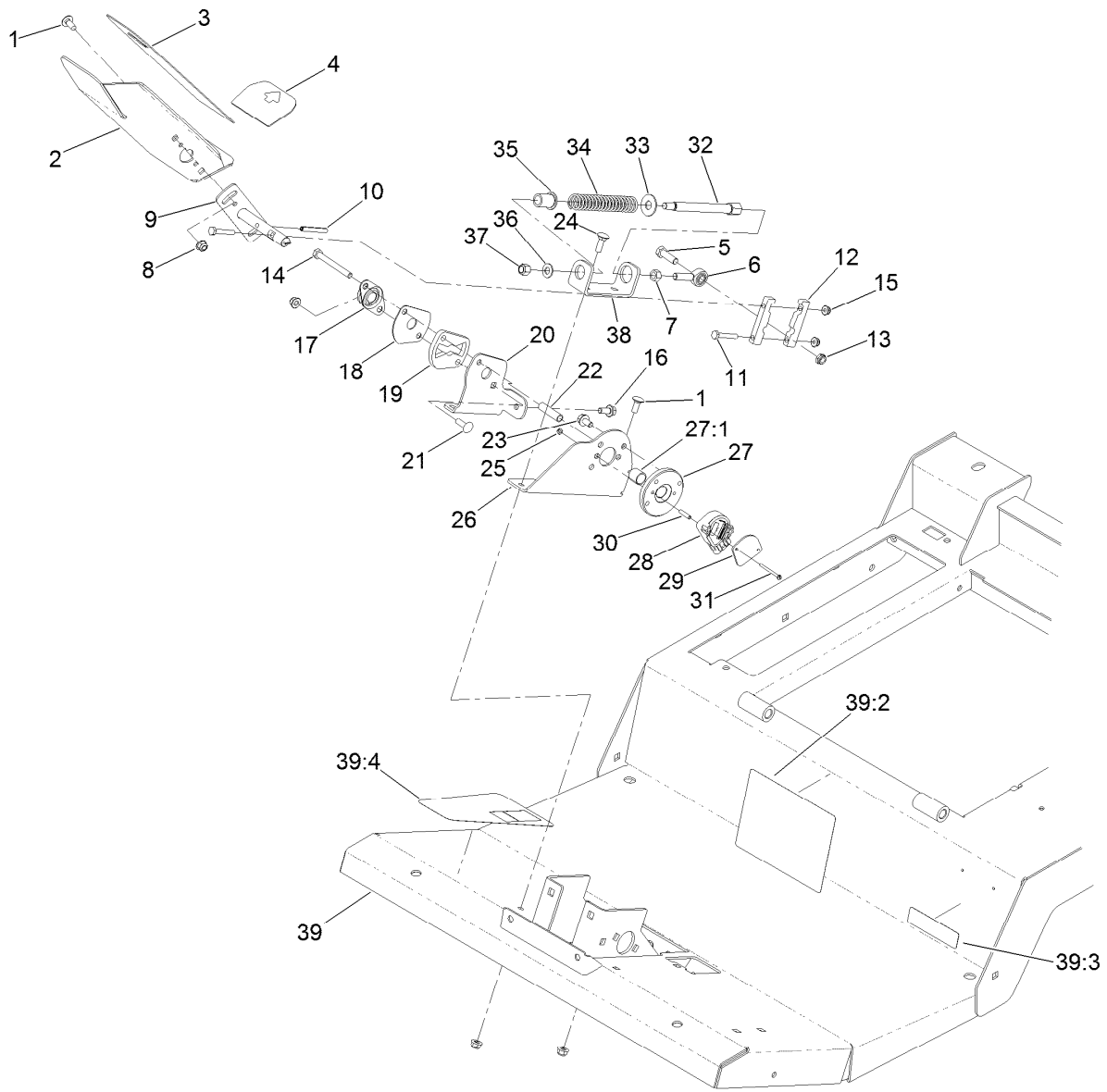
Left Deck Discharge Chamber and Cover Assembly (continued)

<i>Ref.</i>	<i>Part Number</i>	<i>Qty.</i>	<i>Description</i>	<i>Ref.</i>	<i>Part Number</i>	<i>Qty.</i>	<i>Description</i>
1	130-2682-01	1	Chamber-Outer	9	74-5950	7	Latch-Swell
2	130-2683-01	1	Chamber-Inner	10	100-5669	1	Cover-Motor, LH Deck
3	3230-18	9	Screw-CARR	11	100-5664-03	1	Plate-Cover, LH
4	104-8300	9	Nut-HF, NI	12	100-5667-03	1	Plate-Cover, LH Side
5	3296-45	2	Nut-Hex	13	3234-1	3	Screw-HHF
6	29-4820	2	Roller	14	1-804254	7	Nut-Lock, HH
7	325-17	2	Screw-HH	17	3234-42	1	Screw-HHF
8	107-3154	3	Nut-Push	18	104-8301	1	Nut-HF, NI



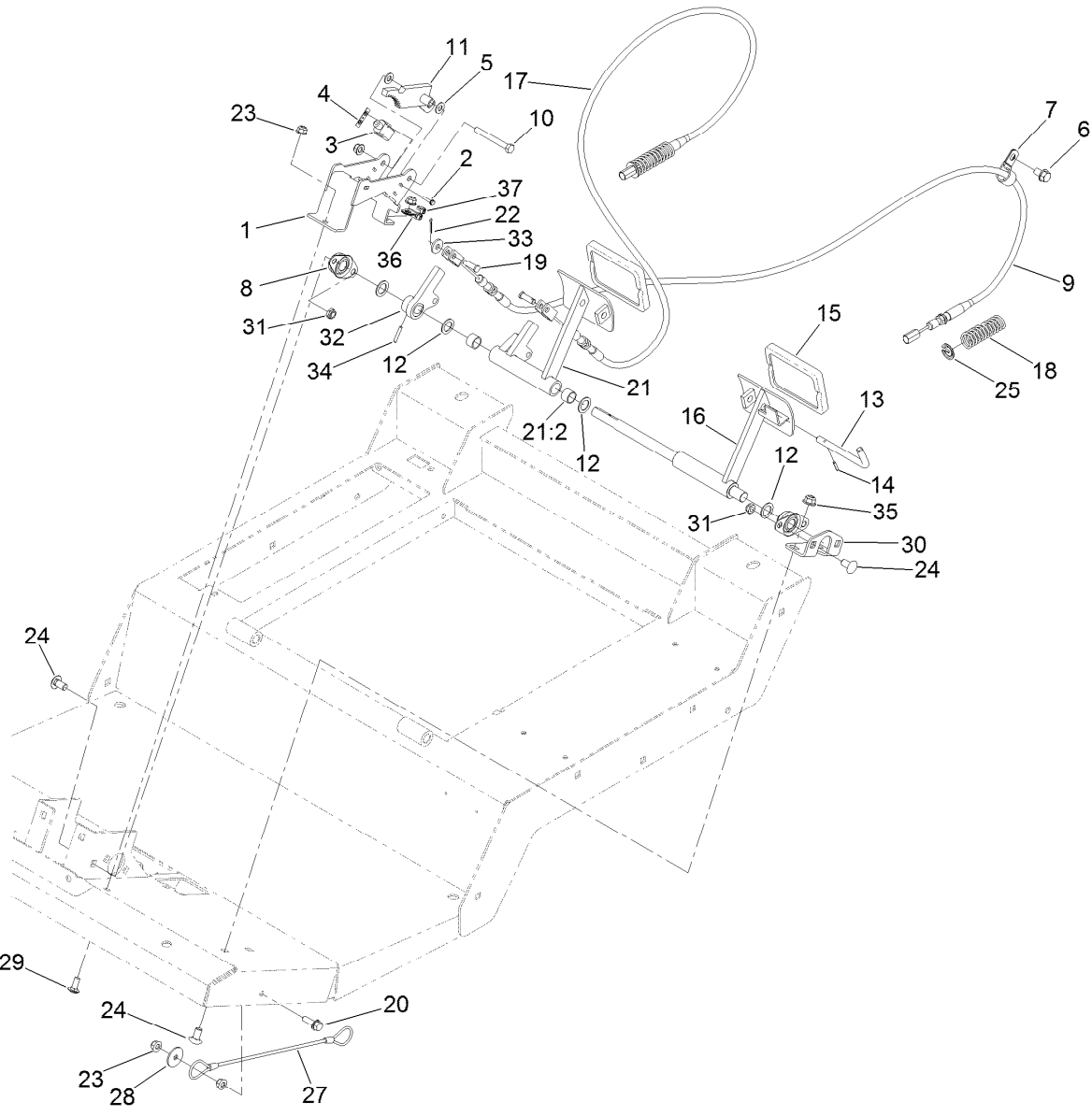
Traction Pedal and Platform Assembly

Ref.	Part Number	Qty.	Description	Ref.	Part Number	Qty.	Description
1	3230-23	5	Screw-CARR	22	93-7960	1	Spacer
2	136-4368-01	1	Pedal-Traction	23	114-7728	2	Screw-HF
3	93-5347	1	Abrasive-Pedal	24	3230-2	2	Bolt-CARR
4	93-5368	1	Abrasive-Pedal	25	3296-9	2	Nut-Hex
5	323-7	1	Screw-HH	26	136-4384-01	1	Bracket-Sender
6	2411-36	1	Bearing-End, Rod	27	117-5445	1	Bushing Hub ASM
7	3219-3	1	Nut-Hex	27:1	95-7497	1	Bushing-Wheel
8	104-8300	9	Nut-HF, NI	28	114-5609	1	Sensor-Position
9	131-2245	1	Shaft-Pedal, Traction	29	114-5595	1	Plate-Capture
10	32121-78	1	Pin-Roll	30	114-5608	2	Spacer-Standoff
11	321-37	2	Screw-HH	31	32105-25	2	Screw-SHH
12	117-5459	2	Block-Clamp	32	117-5446	1	Shaft-Spring
13	3296-59	1	Nut-Lock, NI	33	3256-5	1	Washer-Flat
14	322-14	1	Screw-HH	34	84-9100	1	Spring
15	104-7201	2	Nut-HF	35	92-7610	1	Retainer-Spring
16	3234-47	1	Screw-HHF	36	3256-24	1	Washer-Flat
17	256-236	1	Bearing-Mount, Flange	37	3296-6	1	Nut-Lock
18	117-5455	1	Plate-Cover	38	131-2252-01	1	Bracket-Spring
19	117-5454	1	Plate-Butterfly	39	132-6251	1	Platform ASM
20	131-2250-01	1	Bracket-Butterfly	39:2	114-0846	1	Decal-Instructions, Operating
21	3230-22	1	Screw-CARR				



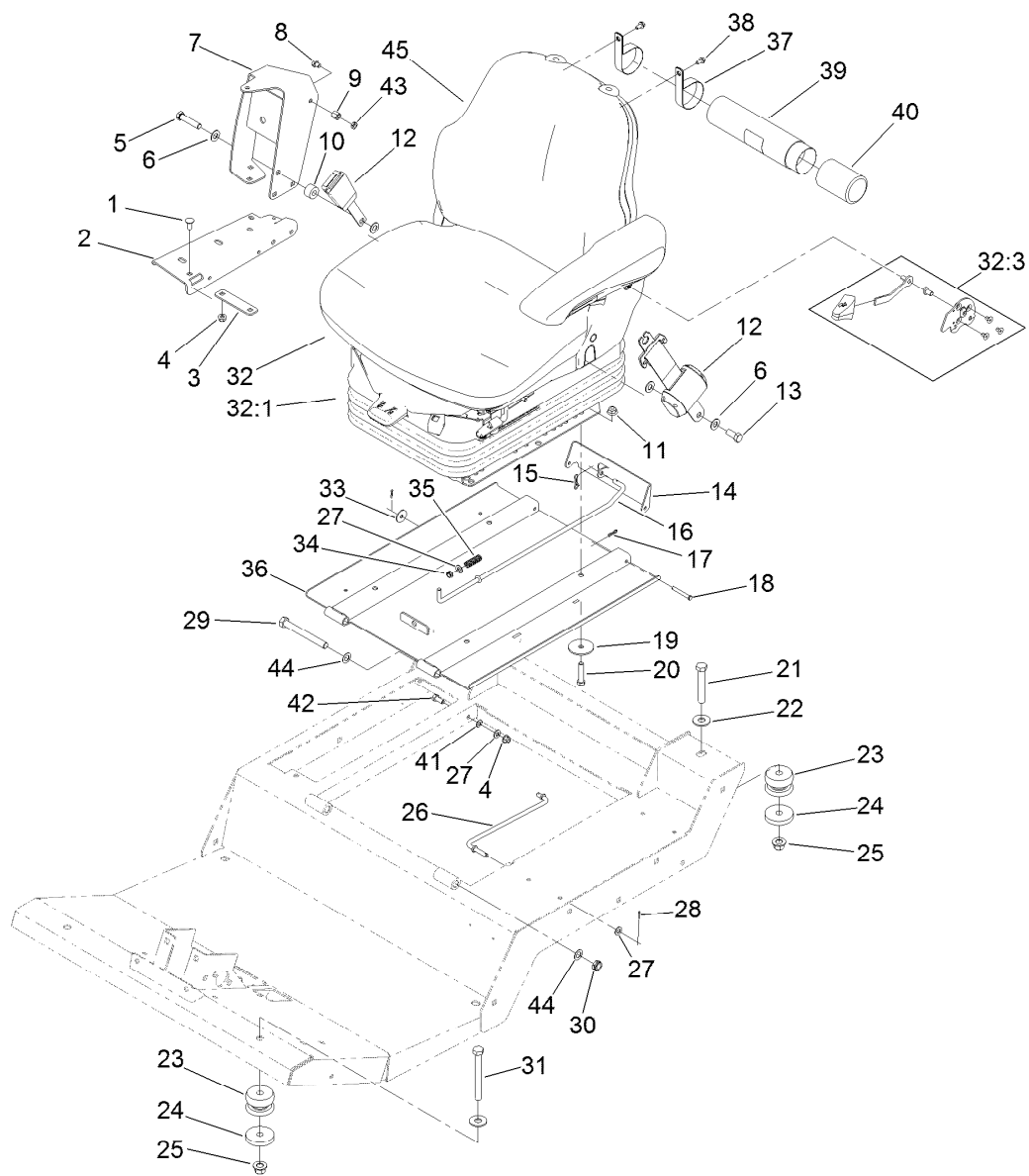
Traction Pedal and Platform Assembly (continued)

<i>Ref.</i>	<i>Part Number</i>	<i>Qty.</i>	<i>Description</i>
39:3	133-8062	1	Decal-Arrestor, Spark
39:4	114-0849	1	Decal-Pedal, Traction



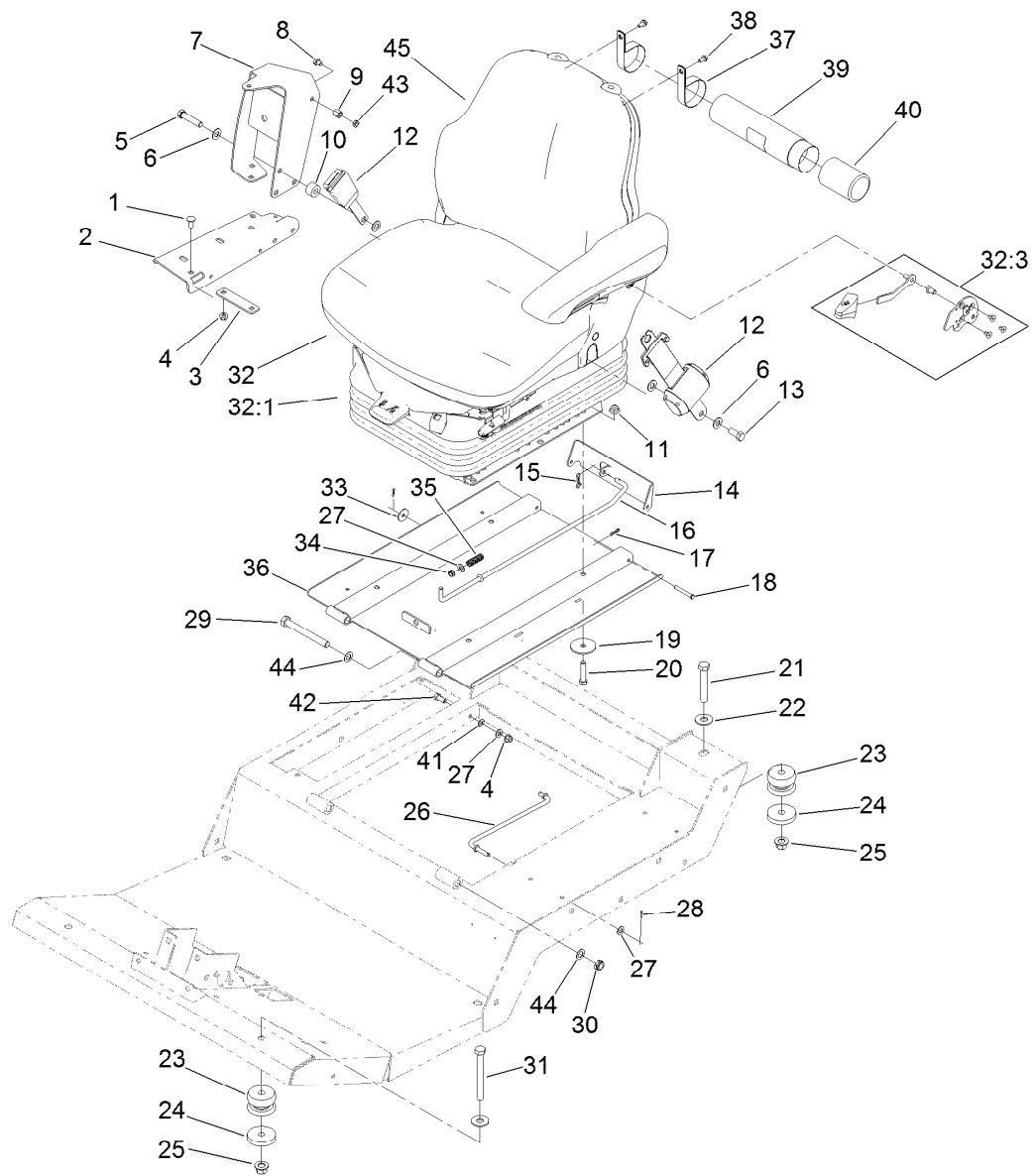
Brake Pedal Assembly

Ref.	Part Number	Qty.	Description	Ref.	Part Number	Qty.	Description
1	132-6259-03	1	Mount-Switch	20	3234-29	1	Screw-HHF
2	117-5458	4	Screw-HHF	21	132-6252	1	Pedal-Brake, RH
3	99-3410	2	Switch	21:2	256-42	2	Bushing
4	108-9824	2	Nut-Switch	22	3272-6	2	Pin-Cotter
5	3256-23	2	Washer-Plain	23	104-8300	5	Nut-HF, NI
6	32144-69	2	Screw-HWHTF	24	3231-21	6	Screw-CARR
7	2412-4	2	Clamp-R	25	94-3050	2	Plate-Spring
8	256-236	2	Bearing-Mount, Flange	27	110-4896	1	Lanyard
9	120-8899	1	Cable-Brake, LH	28	3256-57	1	Washer-Flat
10	322-13	1	Screw-HH	29	3230-23	2	Screw-CARR
11	132-6290-03	1	Rack	30	132-6247-01	1	Mount-Bearing
12	3256-69	4	Washer-Flat	31	3296-59	4	Nut-Lock, NI
13	63-7880	1	Pin-Latch, Brake	32	132-6229	1	Arm-Cable, Brake
14	32121-50	1	Pin-Spring	33	4-2390	2	Washer-Flat
15	93-8742	2	Footpad-Brake	34	32121-125	1	Pin-Spring
16	132-6288-03	1	Pedal-Brake, LH	35	104-8301	2	Nut-HF, NI
17	120-8898	1	Cable-Brake, RH	36	88-7970	1	Clip
18	94-3088	2	Spring-Compression	37	1-303287	2	Tie-Cable
19	120-9694	2	Pin-Clevis				



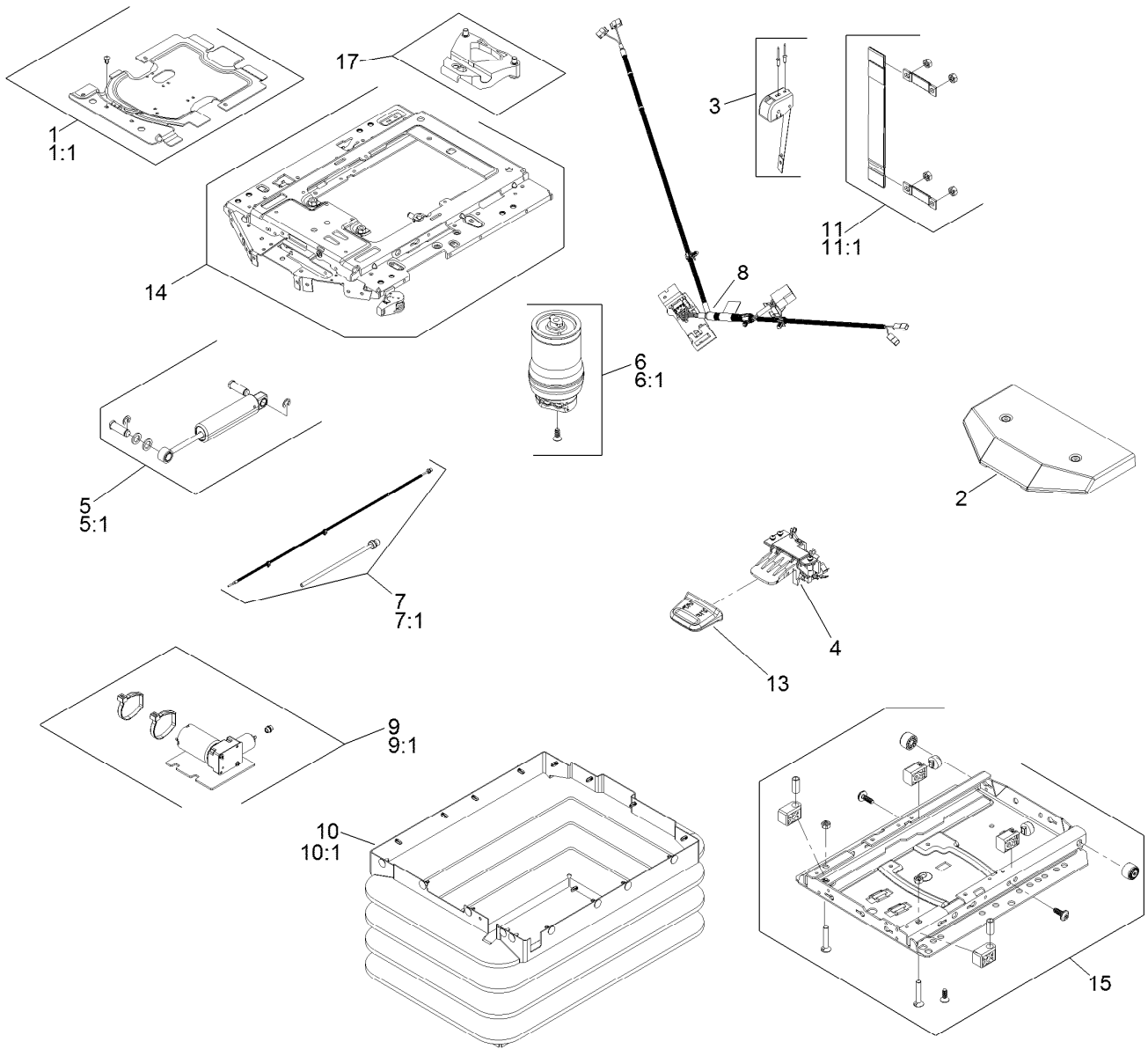
Seat Base and Seat Assembly

Ref.	Part Number	Qty.	Description	Ref.	Part Number	Qty.	Description
1	3230-23	6	Screw-CARR	22	3256-6	4	Washer-Flat
2	119-0000-03	1	Channel-Support	23	110-5954	4	Mount-Center, Bonded
3	112-7449-03	1	Bracket-Support	24	115-5519	4	Washer-Plain
4	104-8300	7	Nut-HF, NI	25	99-5107	4	Nut-Lock
5	3212-8	1	Screw-HH	26	93-5338	1	Rod-Prop
6	3256-25	4	Washer-Flat	27	3256-23	3	Washer-Plain
7	117-4798-03	1	Arm-Support	28	3272-5	2	Pin-Cotter
8	108-8646	1	Screw-HH, Lock	29	325-18	2	Screw-HH
9	112-7405	1	Nut-Hex, Coupling	30	3296-45	2	Nut-Hex
10	17-7190	1	Spacer-Finger	31	702093	2	Screw-HH
11	104-8301	4	Nut-HF, NI	32	132-1302	1	Seat And Suspension ASM
12	110-0413	1	Seatbelt-Retractable	32:1	130-2702	1	Air Ride Seat Suspension
13	3212-4	1	Screw-HH	32:3	132-1304	1	Backrest Adjustment Kit
14	120-9017-03	1	Latch-Seat	33	3256-82	1	Washer-Flat
15	119-1415	1	Pin-Cotter, Locking	34	5979	1	Bushing-Nyliner
16	120-9018	1	Rod-Latch	35	95-1821-03	1	Spring-Compression
17	119-1414	2	Pin-Cotter, Locking	36	137-5475-03	1	Plate-Seat
18	283-57	2	Pin-Clevis	37	2412-133	2	Clamp-R
19	83-1040	4	Washer-Flat	38	32104-116	2	Screw-HWHTF
20	323-9	4	Screw-HH	39	104-7050	1	Tube-Manual
21	112-7264	2	Screw-HH	40	104-7048	1	Cap-Housing



Seat Base and Seat Assembly (continued)

<i>Ref.</i>	<i>Part Number</i>	<i>Qty.</i>	<i>Description</i>	<i>Ref.</i>	<i>Part Number</i>	<i>Qty.</i>	<i>Description</i>
41	3255-8	1	Washer-Lock	44	36-4780	4	Washer-Plain
42	322-3	1	Screw-HH	45	117-5676	1	Premium Seat ASM
43	117-4059	1	Nut-Hex				

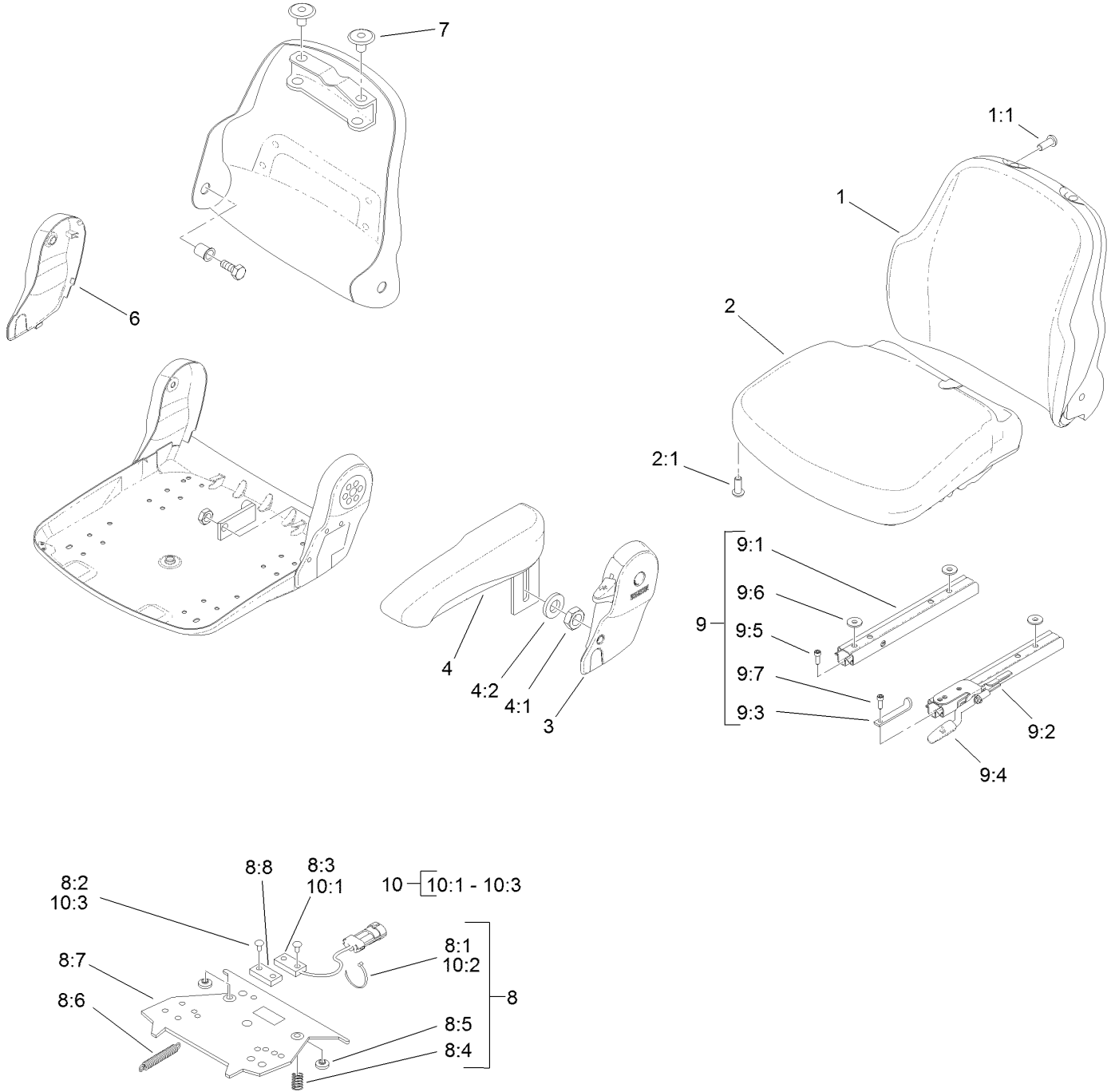


Air Ride Seat Suspension Assembly No. 130-2702

<i>Ref.</i>	<i>Part Number</i>	<i>Qty.</i>	<i>Description</i>	<i>Ref.</i>	<i>Part Number</i>	<i>Qty.</i>	<i>Description</i>
1	130-2709	1	Cover ASM	9	130-2719	1	Compressor
1:1	130-2710	1	Cover Kit	9:1	130-2720	1	Compressor Kit
2	108-8027	1	Cover	10	130-2721	1	Bellows ASM
3	130-2711	1	Control-Level	10:1	130-2722	1	Bellows Kit
4	108-8029	1	Valve-Control, Air	11	130-2723	1	Tether
5	130-2712	1	Shock Absorber ASM	11:1	130-2724	1	Tether Kit
5:1	130-2713	1	Shock Absorber Kit	12	130-2725	1	Wear Parts Kit ●
6	130-2714	1	Air Spring ASM	13	130-2726	1	Handle
6:1	130-2715	1	Air Spring Kit	14	130-2727	1	Upper Suspension Kit
7	130-2716	1	Air Tube ASM	15	130-2728	1	Lower Suspension Kit
7:1	130-2717	1	Air Tube Kit	16	130-2729	1	Adjuster Mounting Kit ●
8	130-2718	1	Harness-Wire	17	130-2730	1	Limiters-Thrust

● Not illustrated

Vinyl Premium Seat Assembly No. 117-5676

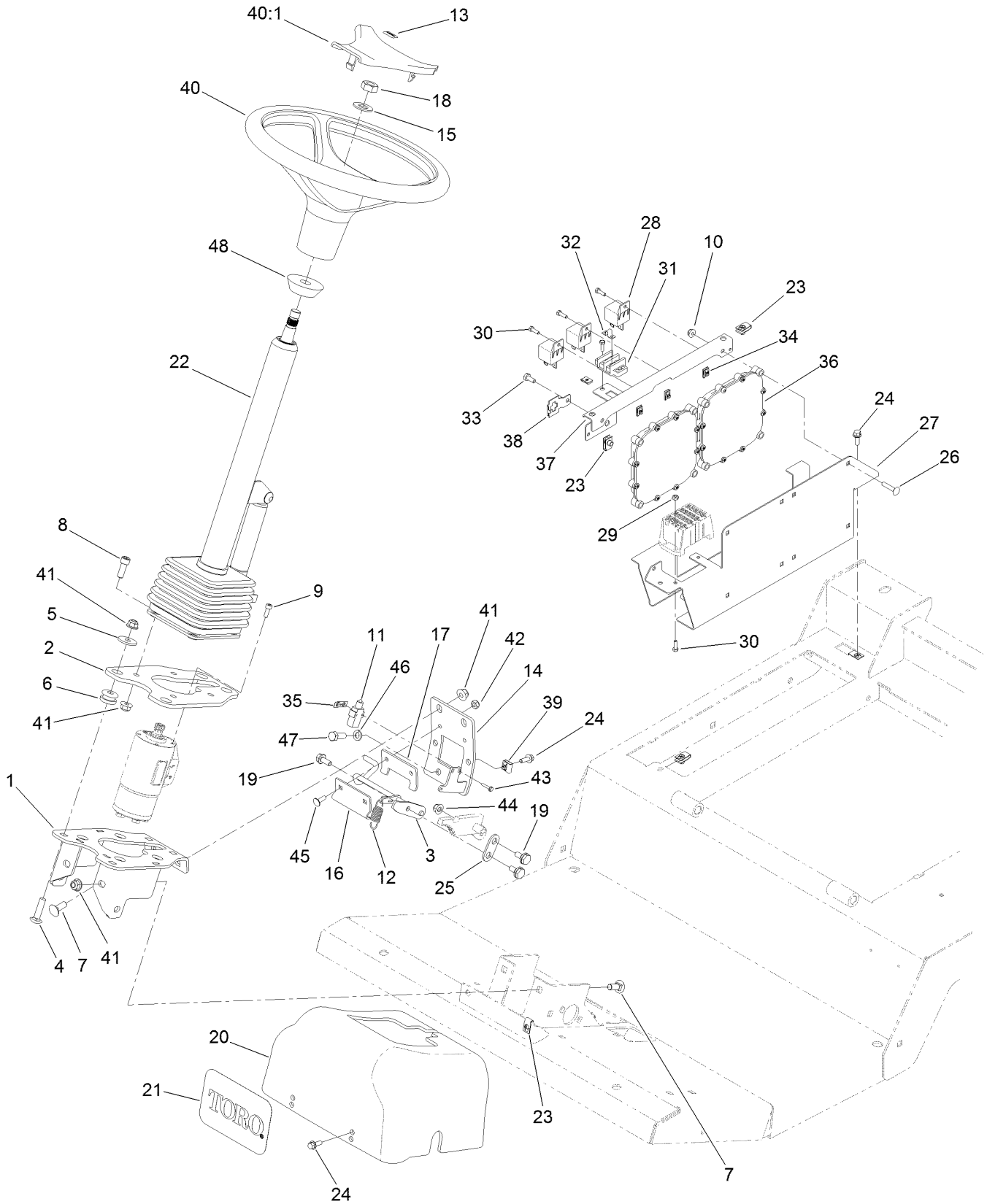


Vinyl Premium Seat Assembly No. 117-5676 (continued)

<i>Ref.</i>	<i>Part Number</i>	<i>Qty.</i>	<i>Description</i>	<i>Ref.</i>	<i>Part Number</i>	<i>Qty.</i>	<i>Description</i>
1	108-8016	1	Backrest Cushion ASM	8:6		1	Spring-Extension ●
1:1	119-7742	4	Screw-Cushion	8:7		1	Plate-Mounting ●
2	108-8017	1	Seat Cushion ASM	8:8		1	Magnet ●
2:1	119-7742	3	Screw-Cushion	9	108-8025	1	Adjustment Rail Set
3	108-8018	1	Cover-Armrest	9:1		1	Rail-Adjustment, RH ●
4	108-8019	1	LH Armrest ASM	9:2		1	Rail-Adjustment, LH ●
4:1	82-9650	1	Nut	9:3		1	Stop-Rail ●
4:2	107-1198	1	Washer	9:4		1	Handle ●
6	108-8021	1	Cover-Armrest	9:5		3	Screw ●
7	108-8022	2	Cover-Black	9:6		3	Washer ●
8	108-8024	1	Switch Kit	9:7		1	Screw ●
8:1		3	Wire Tie ●	10	110-6189	1	Switch Kit
8:2		4	Rivet ●	10:1		1	Switch ●
8:3		1	Sensor-Seat Switch ●	10:2		3	Wire Tie ●
8:4		2	Spring-Compression ●	10:3		2	Rivet ●
8:5		2	Bumper-Pressure Plate ●				

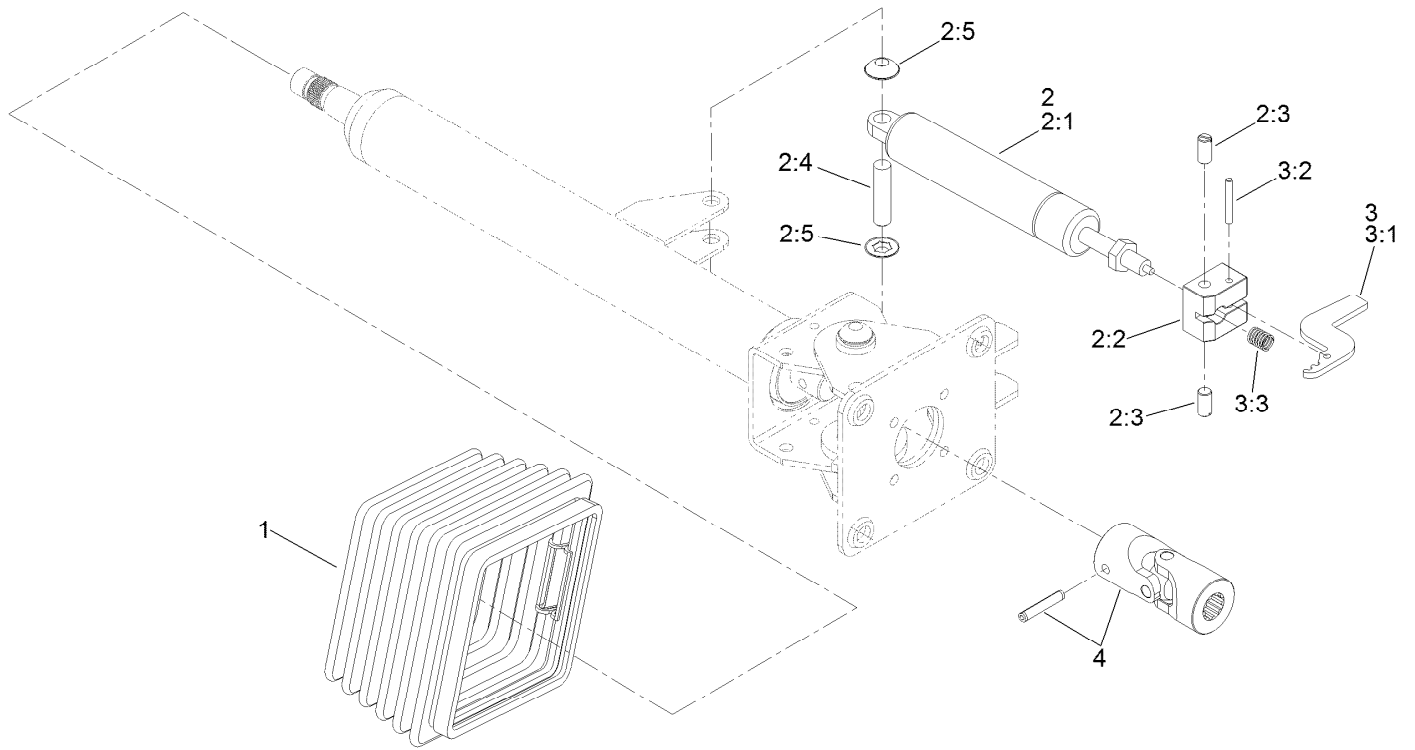
● Not serviced separately

Steering and Controller Assembly



Steering and Controller Assembly (continued)

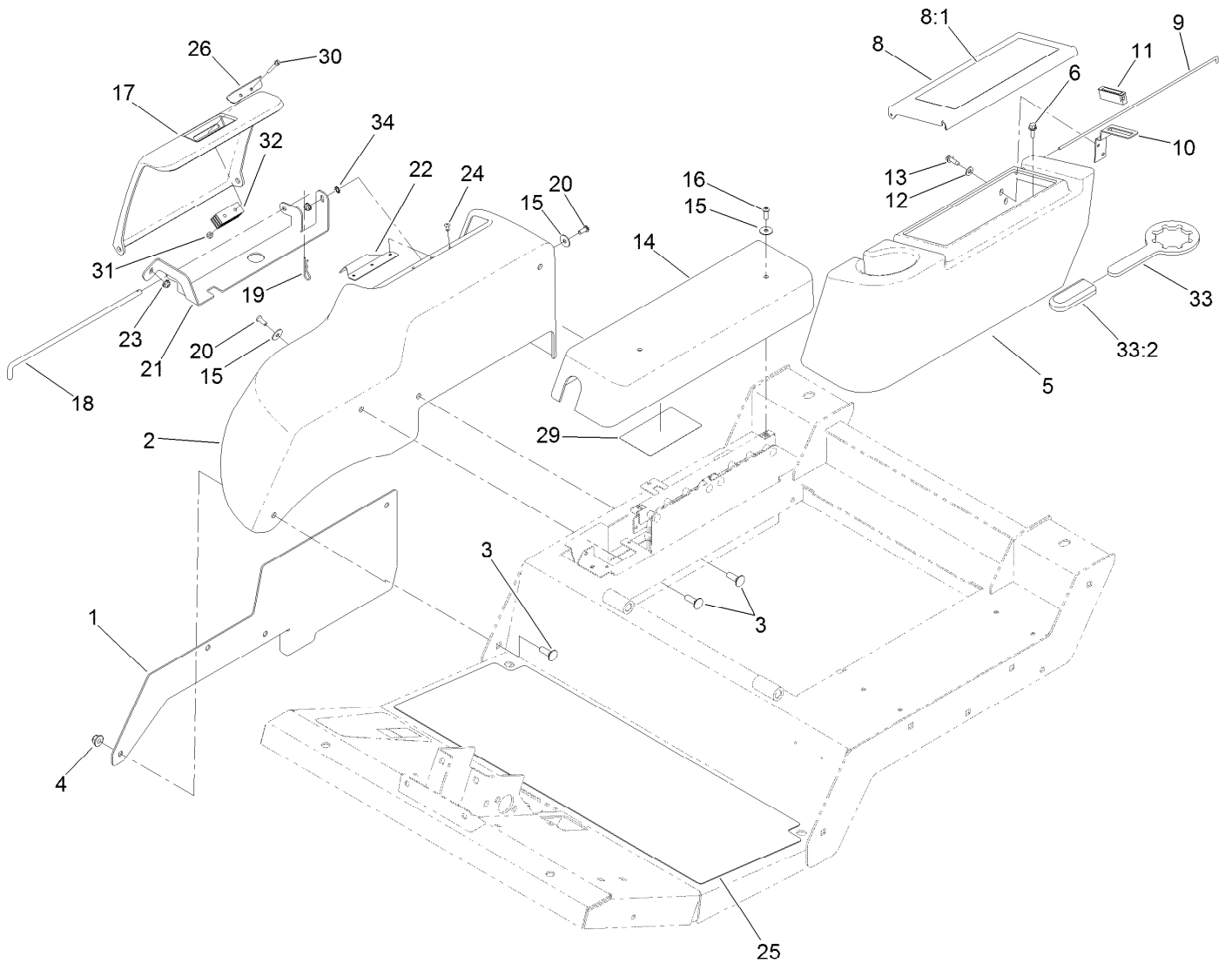
<i>Ref.</i>	<i>Part Number</i>	<i>Qty.</i>	<i>Description</i>	<i>Ref.</i>	<i>Part Number</i>	<i>Qty.</i>	<i>Description</i>
1	137-5590-03	1	Mount	26	3229-3	8	Screw-CARR
2	137-5588-03	1	Plate-Mount, Column	27	120-4093-03	1	Mount-Power
3	132-6285	1	Rod-Brake	28	99-7435	3	Relay
4	3231-26	4	Screw-CARR	29	3296-12	2	Nut-Lock, NI
5	63-8410	4	Washer	30	3290-134	7	Screw
6	63-9750	4	Mount	31	42862	1	Block-Terminal, Ground
7	3231-2	6	Bolt-CARR	32	42863	1	Strip-Jumper
8	3274-7	4	Screw-HSH	33	321-3	1	Screw-HH
9	105-2409	4	Screw-HSH	34	107-1013	5	Nut-Speed
10	104-7201	8	Nut-HF	35	108-9824	1	Nut-Switch
11	99-3410	1	Switch	36	114-3321	2	Controller-Tec
12	136-7153	1	Spring-Extension	37	120-4127-03	1	Mount-Relay
13	98-1459	1	Decal	38	114-5502	1	Clip-Fuse
14	132-6225-03	1	Support-Rear	39	609900	2	Nut-Speed
15	3256-27	1	Washer-Flat	40	98-1471	1	Wheel-Steering
16	132-6283	1	Plate-Brake	40:1	98-1468	1	Cover-Wheel, Steering
17	132-6284	1	Plate-Brake	41	104-8301	14	Nut-HF, NI
18	3296-33	1	Nut-Lock, NI	42	3296-16	2	Nut-Lock, NI
19	37-8771	2	Bolt-Shoulder, HF	43	117-5458	2	Screw-HHF
20	132-6244	1	Cover-Steering	44	104-8300	2	Nut-HF, NI
21	105-1217	1	Decal	45	1-807512	2	Bolt-CARR
22	132-6230	1	Steering Tilt Column ASM	46	3253-21	2	Washer-Lock
23	107069	7	Clip	47	323-6	2	Screw-HH
24	3234-4	6	Screw-HHF	48	93-5429	1	Collar-Foam
25	137-5548	1	Link-Brake				



Steering Column Assembly No. 132-6230

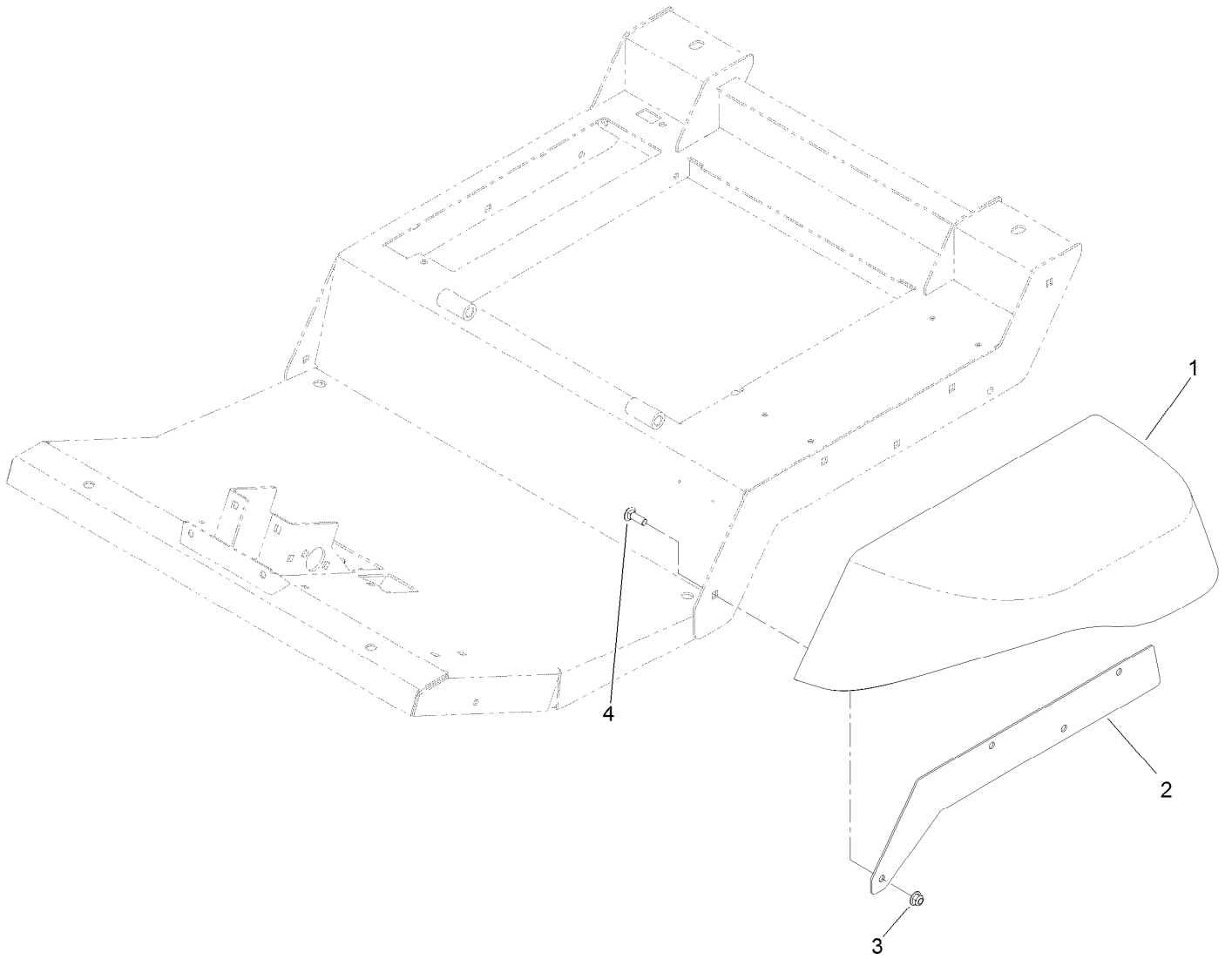
Ref.	Part Number	Qty.	Description
1	110-6462	1	Bellows-Rubber
2	110-6463	1	Cylinder Service Kit
2:1		1	Cylinder-Gas ●
2:2		1	Block-Pedal ●
2:3		2	Bolt ●
2:4		1	Pin ●
2:5		2	Washer-Lock ●
3	136-4385	1	Pedal Service Kit
3:1		1	Pedal ●
3:2		1	Pin ●
3:3		1	Spring ●
4	120-6256	1	Universal Joint Kit

● Not serviced separately



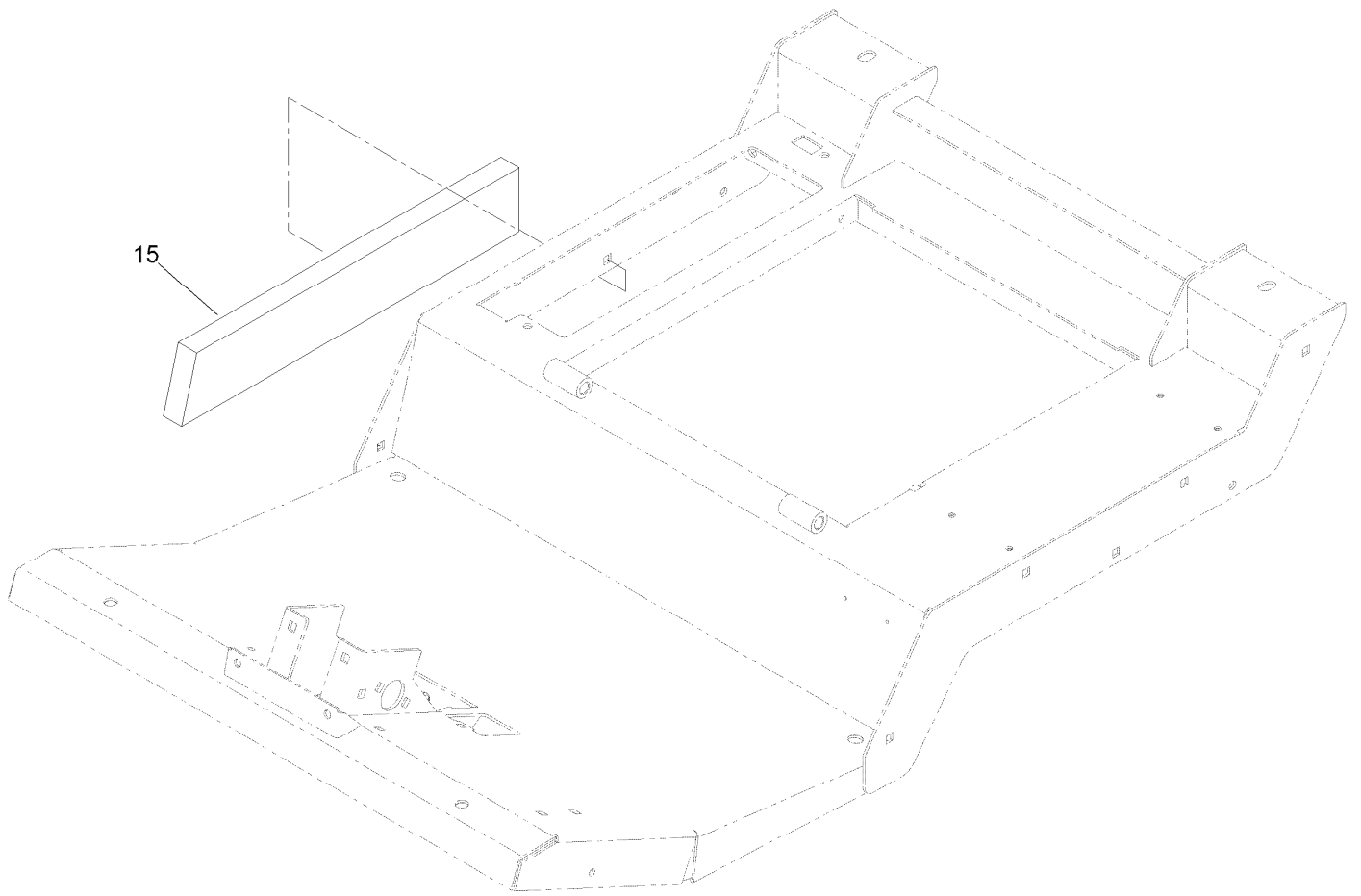
Fender, Tool Box and Cover Assembly

Ref.	Part Number	Qty.	Description	Ref.	Part Number	Qty.	Description
1	121-1579-03	1	Plate-Fender, RH	18	121-1588	1	Rod-Hinge
2	120-4113	1	Fender-RH	19	3290-467	1	Pin-Hair
3	3231-25	4	Bolt-CARR	20	3274-31	2	Screw-HSBH
4	104-8301	4	Nut-HF, NI	21	121-1586-03	1	Mount-Cover
5	120-4125	1	Housing-Tool Box	22	127-3706	1	Plate-Cover
6	3234-4	4	Screw-HHF	23	104-7201	2	Nut-HF
8	120-4124	1	Tool Box Cover ASM	24	3269-23	3	Rivet-Pop
8:1	117-2754	1	Decal-Warning	25	132-6226	1	Tread-Foot, Abrasive
9	120-4122	1	Rod-Hinge	26	127-3705	1	Plate-Cover
10	104-7545	1	Bracket-Latch	29	136-4436	1	Decal-Fuses
11	58-4250	1	Catch-Magnetic	30	32105-1	2	Screw-SHH
12	3256-22	2	Washer-Flat	31	3296-2	2	Nut-Lock, NI
13	32104-95	2	Screw-HWH	32	69-6260	1	Magnet
14	120-4126	1	Cover-Controllers	33	121-3874	1	Wrench ASM
15	87-6630	4	Washer-Plain	33:2	119-1846	1	Grip
16	3274-69	2	Screw-HSBH	34	3255-7	1	Washer-Lock/EXT
17	120-4115	1	Cover-Battery				



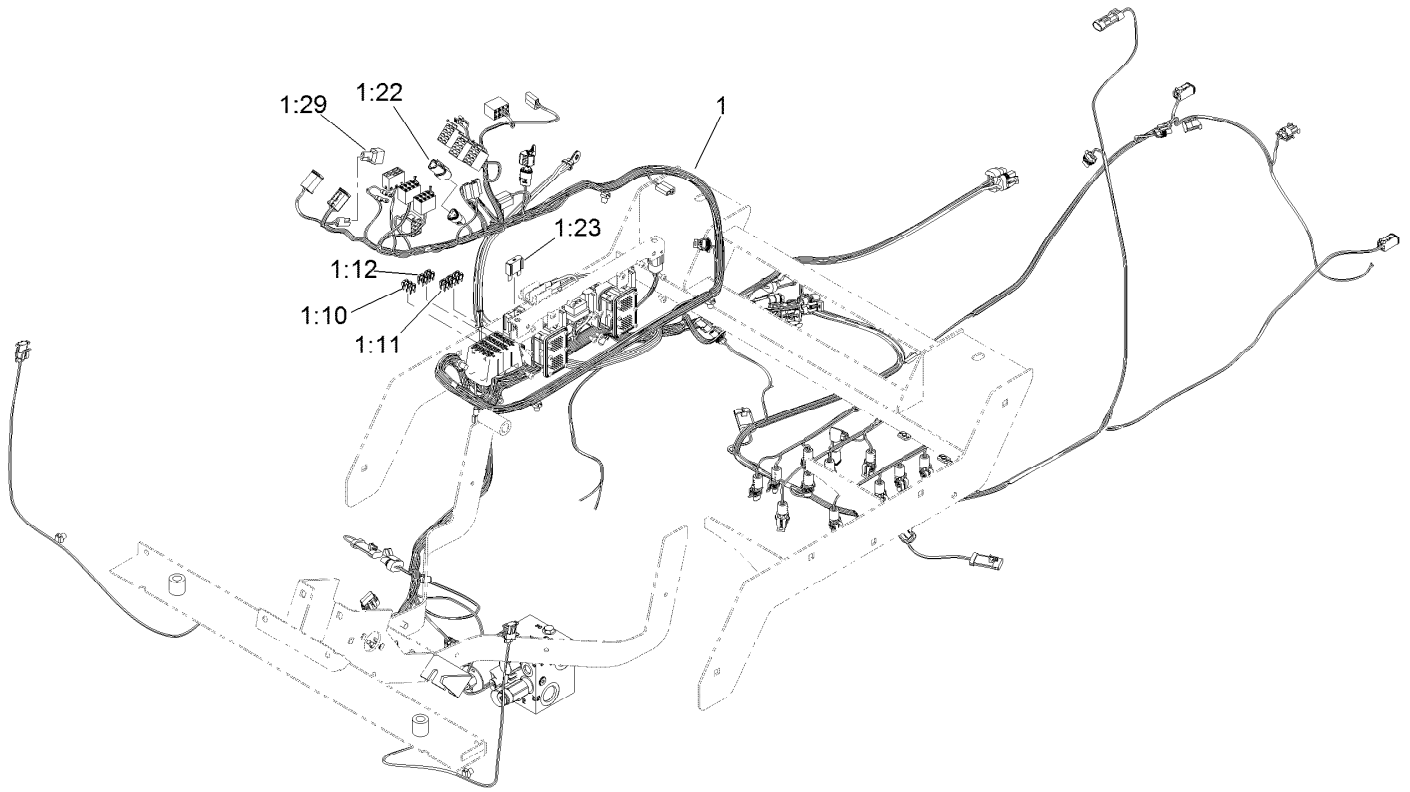
Fender Assembly

<i>Ref.</i>	<i>Part Number</i>	<i>Qty.</i>	<i>Description</i>
1	120-4114	1	Fender-LH
2	121-1580-03	1	Plate-Fender, LH
3	104-8301	4	Nut-HF, NI
4	3231-25	4	Bolt-CARR



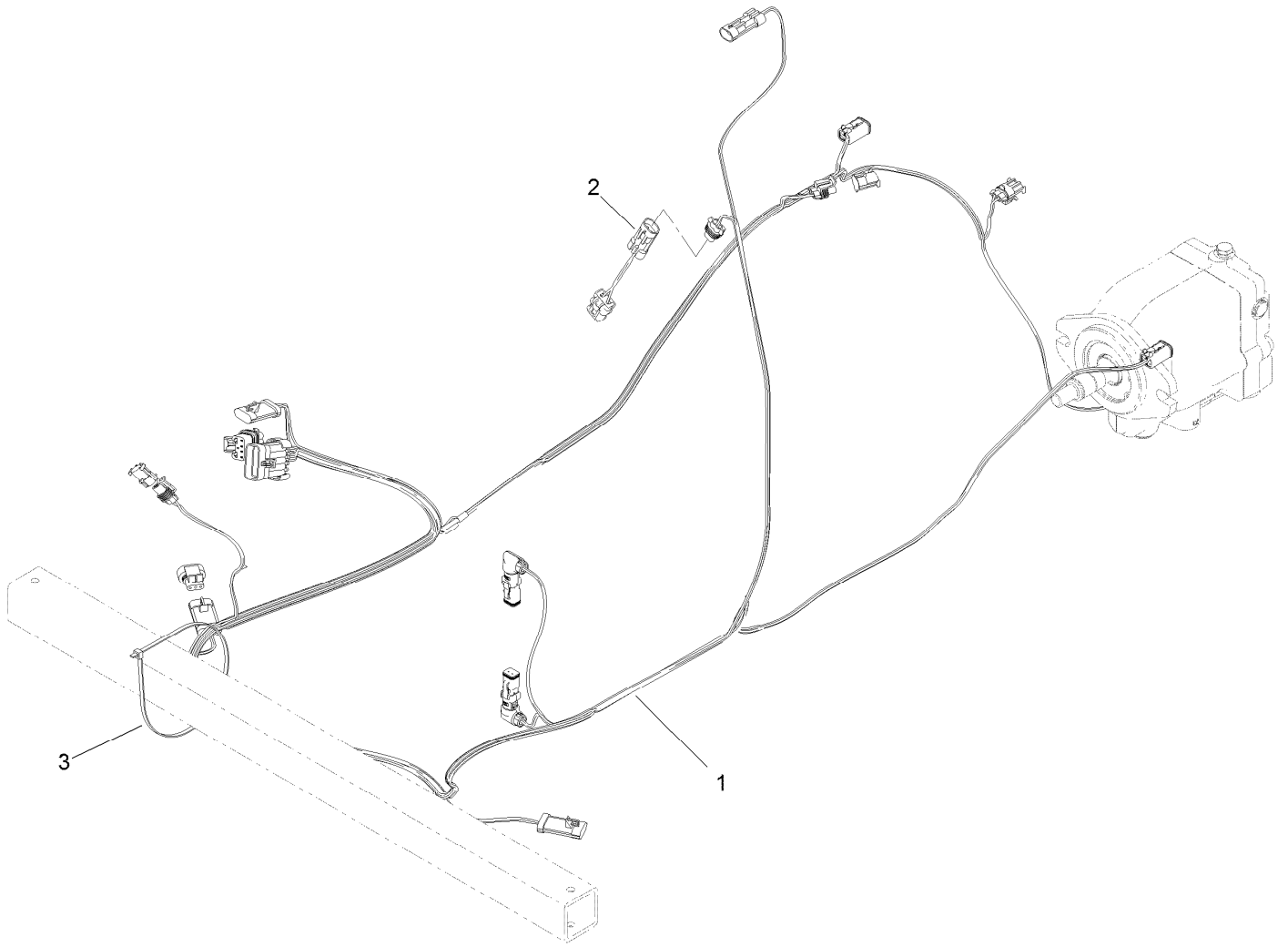
Acoustic Foam Assembly

<i>Ref.</i>	<i>Part Number</i>	<i>Qty.</i>	<i>Description</i>
15	127-3708	1	Foam-Right



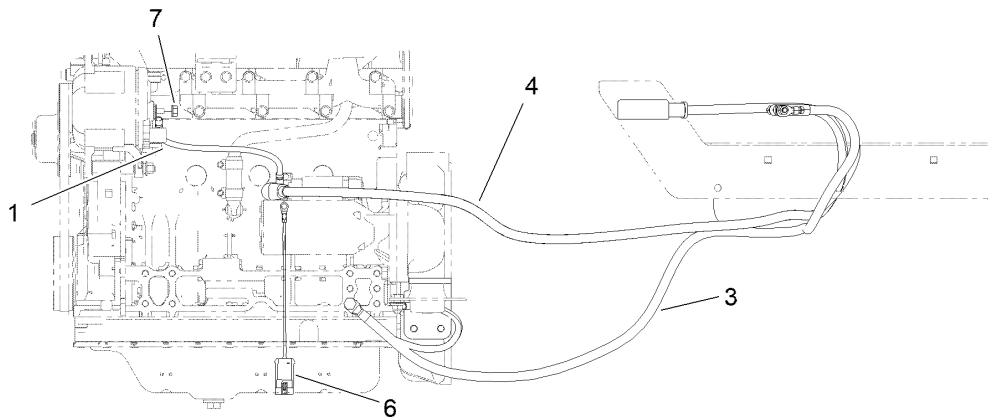
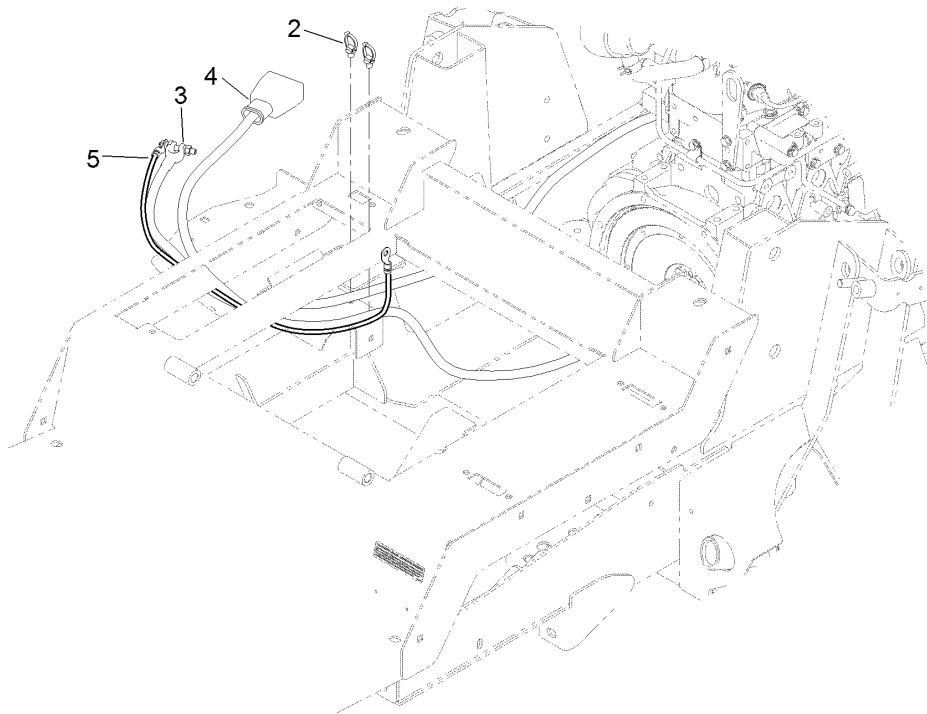
Platform Wire Harness and Fuse Assembly

<i>Ref.</i>	<i>Part Number</i>	<i>Qty.</i>	<i>Description</i>
1	122-1530	1	Harness-Wire, Platform
1:10	121-8861	3	Fuse-Mini Blade, 2 Amp
1:11	121-8865	6	Fuse-Mini Blade, 7.5 Amp
1:12	121-8866	4	Fuse-Mini Blade, 10 Amp
1:22	32180-043	1	Resistor-120 Ohm
1:23	114-3342	1	Fuse-Maxi, 60 Amp
1:29	104-4022	1	Resistor-75 Ohm



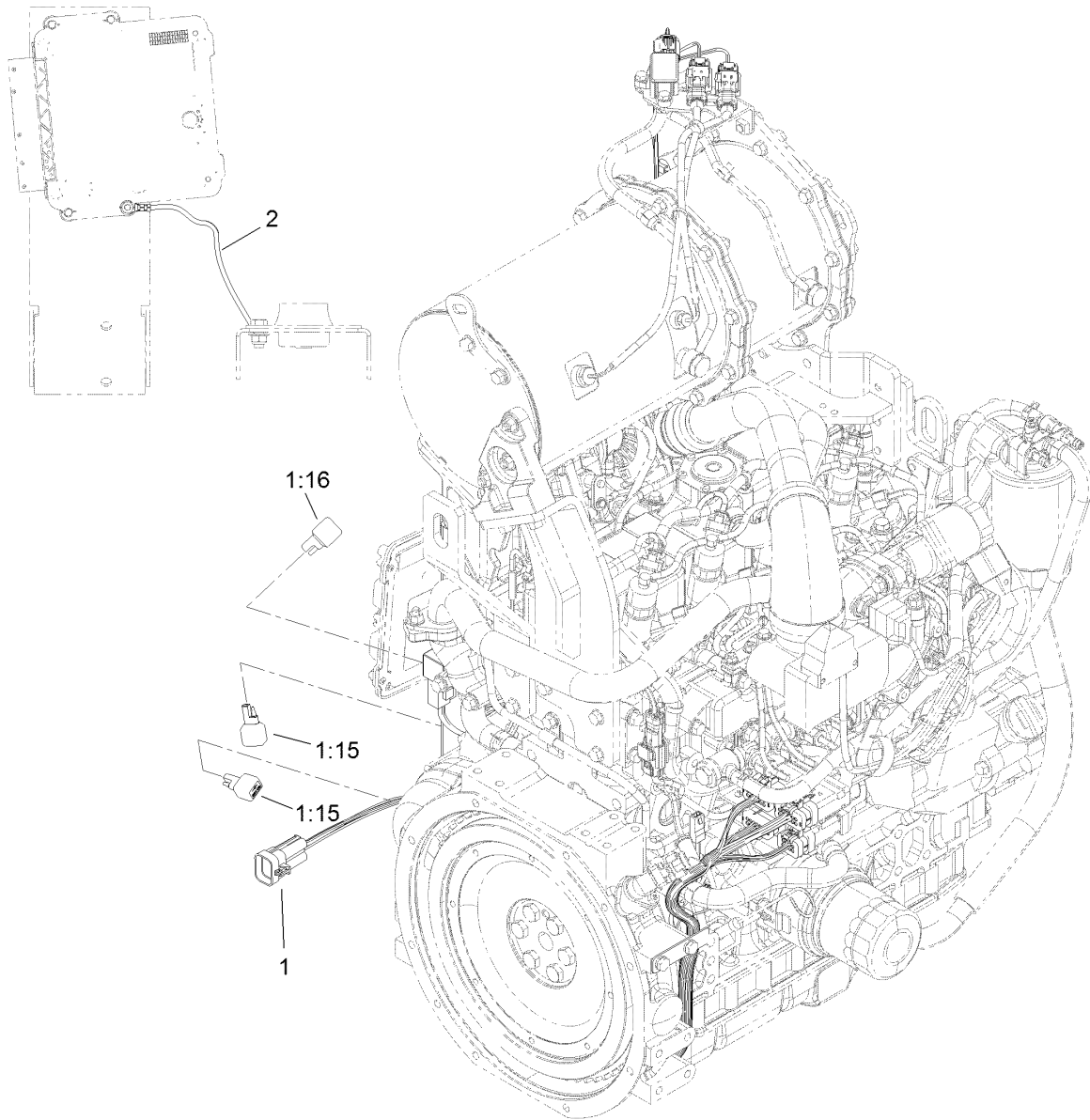
Rear Wire Harness Assembly

<i>Ref.</i>	<i>Part Number</i>	<i>Qty.</i>	<i>Description</i>
1	122-0974	1	Harness-Wire, Rear
2	115-1931	1	Harness-Wire, Fuel Pump Adapter
3	3290-379	1	Tie-Cable



Battery Cable and Ground Assembly

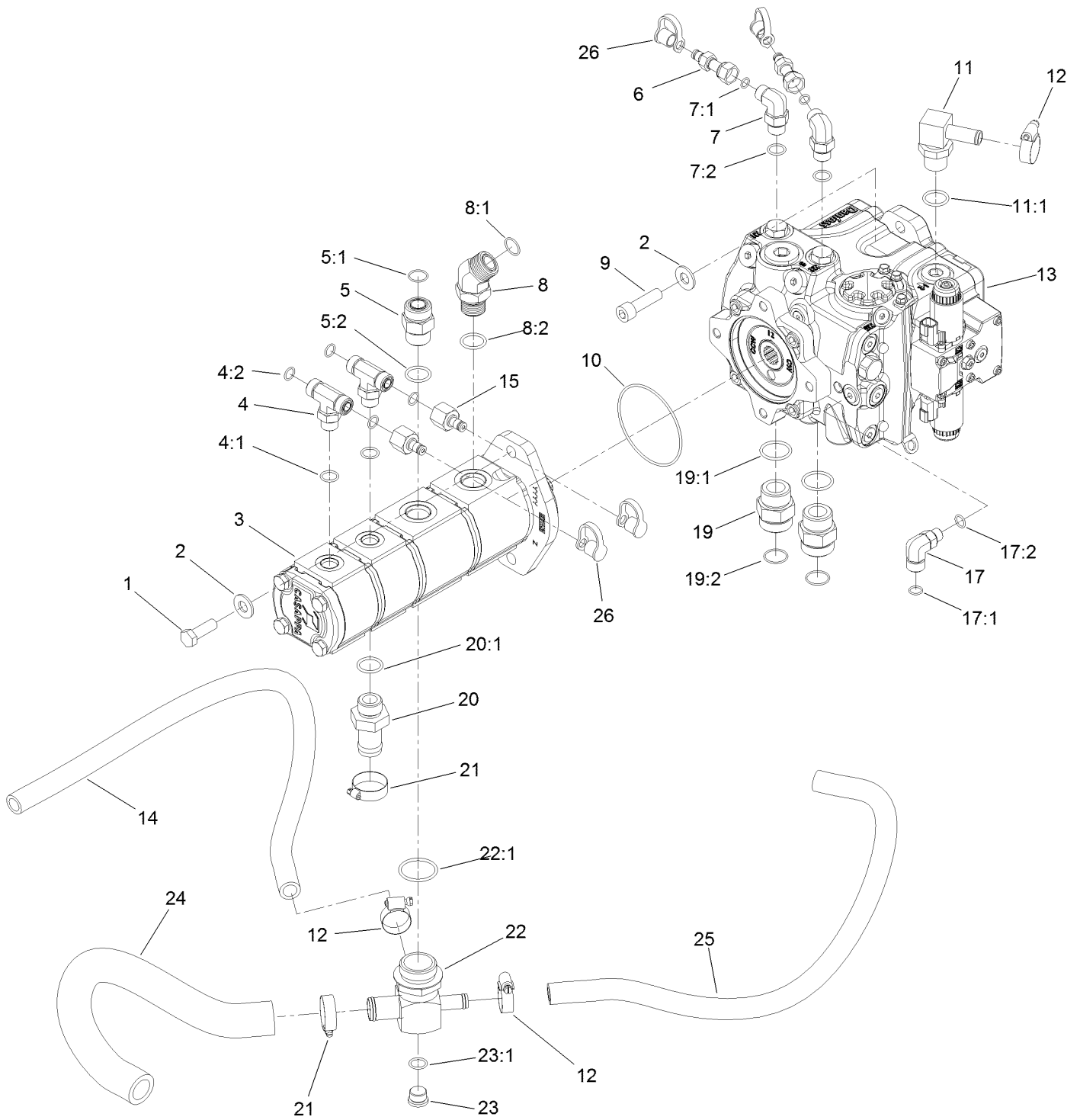
Ref.	Part Number	Qty.	Description
1	122-0071	1	Cable-Battery, Positive
2	32180-030	2	Clip-Tie
3	121-8898	1	Cable-Battery, Negative
4	121-8897	1	Cable-Battery, Positive
5	54-3094	1	Cable
6	108-9470	1	Harness-Wire, Fusible Link
7	33004-00	2	Nut-HF



Engine Harness Assembly

<i>Ref.</i>	<i>Part Number</i>	<i>Qty.</i>	<i>Description</i>
1	122-1569	1	Harness-Wire, Engine
1:15	100-4918	2	Diode
1:16	121-8891	1	Resistor (1.6K Ohm)
2	122-0057	1	Harness-Wire, Ground

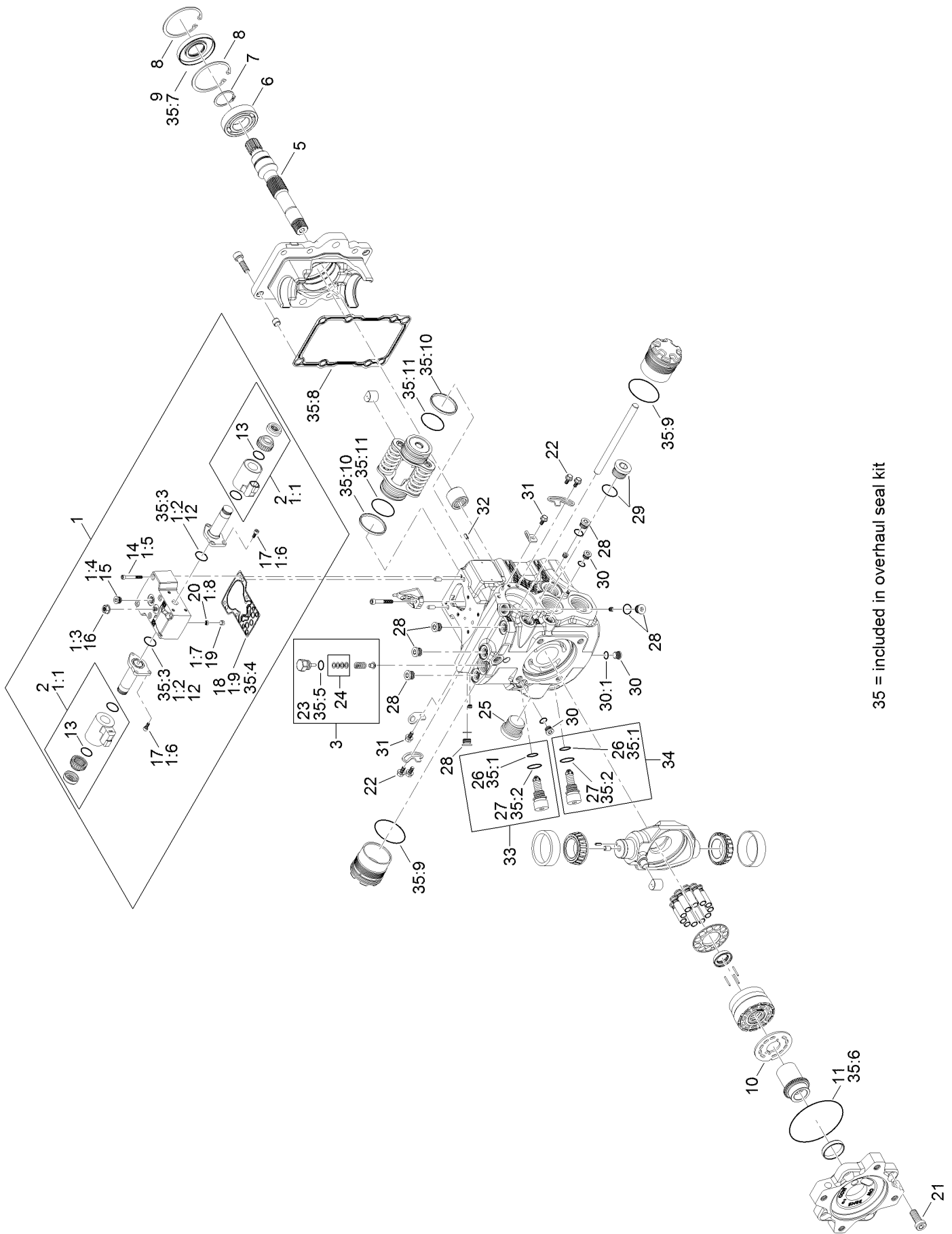
Piston Pump and Gear Pump Assembly



Piston Pump and Gear Pump Assembly (continued)

<i>Ref.</i>	<i>Part Number</i>	<i>Qty.</i>	<i>Description</i>	<i>Ref.</i>	<i>Part Number</i>	<i>Qty.</i>	<i>Description</i>
1	121-1525	2	Screw-HH	12	2412-129	3	Clamp-Hose
2	137-5550	4	Washer-Thrust	13	132-6100	1	Pump-Piston
3	120-8904	1	4-Section Gear Pump ASM	14	121-1647	1	Hose-HYD
4	340-157	2	Fitting-HYD, Tee	15	100-5616	2	Fitting
4:1	237-79	1	O-Ring	17	340-99	1	Fitting-HYD, 90 DEG
4:2	237-30	2	O-Ring	17:1	237-30	1	O-Ring
5	340-9	1	Fitting-STR	17:2	237-42	1	O-Ring
5:1	237-58	1	O-Ring	19	104-3797	2	Fitting-Straight
5:2	237-81	1	O-Ring	19:1	237-146	1	O-Ring
6	86-5480	2	Nipple-Test	19:2	340-65	1	O-Ring
7	340-18	2	Fitting-HYD, 90 DEG	20	99-3017	1	Fitting
7:1	237-79	1	O-Ring	20:1	237-81	1	O-Ring
7:2	237-22	1	O-Ring	21	2412-34	2	Clamp-Hose
8	100-5530	1	Fitting-45 DEG	22	121-1682	1	Fitting-Tee
8:1	237-58	1	O-Ring	22:1	237-101	1	O-Ring
8:2	237-81	1	O-Ring	23	353-988	1	Plug-Hex
9	131-0661	2	Screw-HSH	23:1	237-79	1	O-Ring
10	107-9447	1	O-Ring	24	120-8815	1	Hose-Suction
11	136-4439	1	Fitting-HYD, 90	25	120-9050	1	Hose-HYD
11:1	237-81	1	O-Ring	26	354-79	4	Cap-Dust

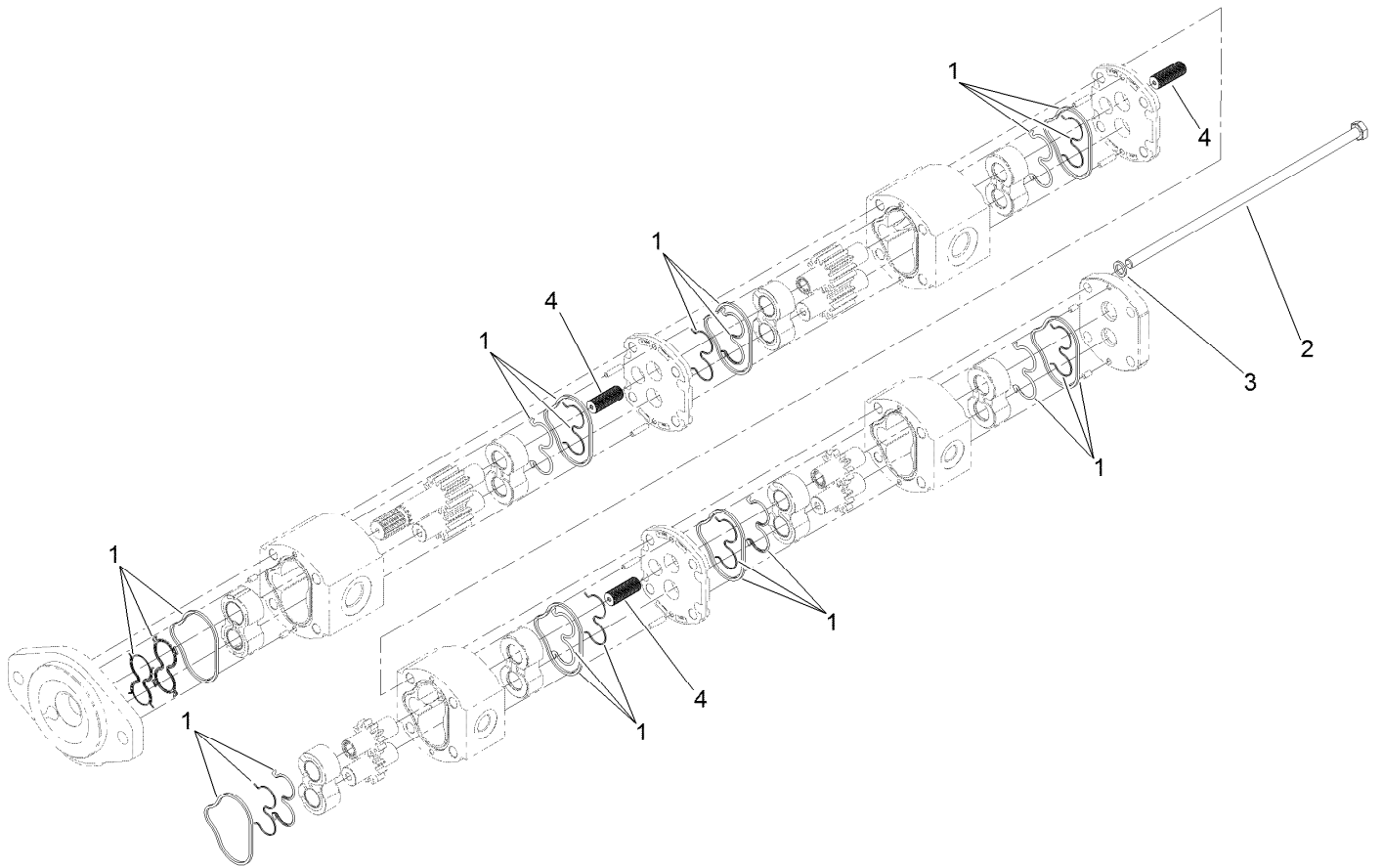
Hydraulic Pump Assembly No. 132-6100



Hydraulic Pump Assembly No. 132-6100 (continued)

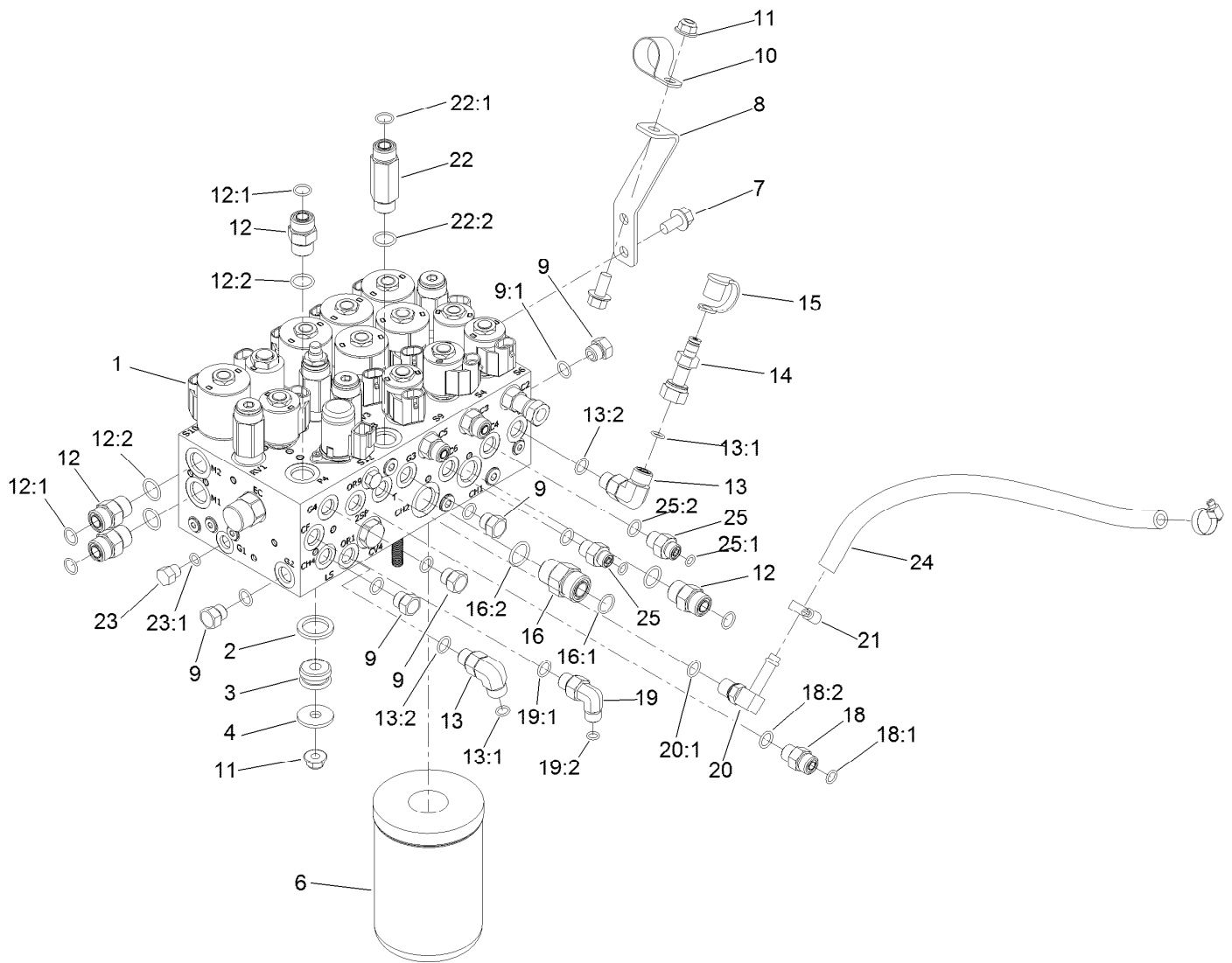
<i>Ref.</i>	<i>Part Number</i>	<i>Qty.</i>	<i>Description</i>	<i>Ref.</i>	<i>Part Number</i>	<i>Qty.</i>	<i>Description</i>
1	132-6203	1	Control Kit	21	125-5282	4	Screw
1:1	132-6204	2	Coil Kit	22	125-5270	4	Screw
1:2	125-5288	2	O-Ring	23	125-5298	1	O-Ring
1:3	125-5273	1	Nut-Seal	24	92-1353	1	Shim Kit
1:4	125-5302	1	Plug	25	125-5301	1	Plug
1:5	125-5274	6	Screw	26	75-0240	2	O-Ring
1:6	125-5272	6	Screw	27	84-0560	2	O-Ring
1:7	125-5269	1	Ring-Locking	28	69-3080	6	Plug
1:8	125-5266	1	Screen	29	69-3130	1	Plug
1:9	125-5283	1	Gasket-Control	30	75-0170	3	Plug-Thread, Straight
2	132-6204	2	Coil Kit	30:1	92-8777	1	O-Ring
3	136-4397	1	Charge Relief Kit	31	125-5270	2	Screw
5	136-4399	1	Shaft	32	110-6485	1	Pin-Slotted
6	75-0460	1	Bearing-Ball	33	136-4393	1	Valve-Relief, High Pressure
7	125-5280	1	Ring-Retaining	34	136-4392	1	Valve-Relief, High Pressure
8	131-8616	2	Ring-Retaining	35	132-6205	1	Overhaul Seal Kit
9	127-6214	1	Seal-Lip	35:1	75-0240	2	O-Ring
10	136-4398	1	Valve Plate	35:2	84-0560	2	O-Ring
11	132-6206	1	O-Ring	35:3	125-5288	2	O-Ring
12	125-5288	2	O-Ring	35:4	125-5283	1	Gasket-Control
13	131-7388	2	O-Ring	35:5	125-5298	1	O-Ring
14	125-5274	6	Screw	35:6	132-6206	1	O-Ring
15	125-5302	1	Plug	35:7	127-6214	1	Seal-Lip
16	125-5273	1	Nut-Seal	35:8		1	Gasket ●
17	125-5272	6	Screw	35:9		2	O-Ring ●
18	125-5283	1	Gasket-Control	35:10		2	Piston Ring ●
19	125-5269	1	Ring-Locking	35:11		2	O-Ring ●
20	125-5266	1	Screen				

● Not serviced separately



4-Section Gear Pump Assembly No. 120-8904

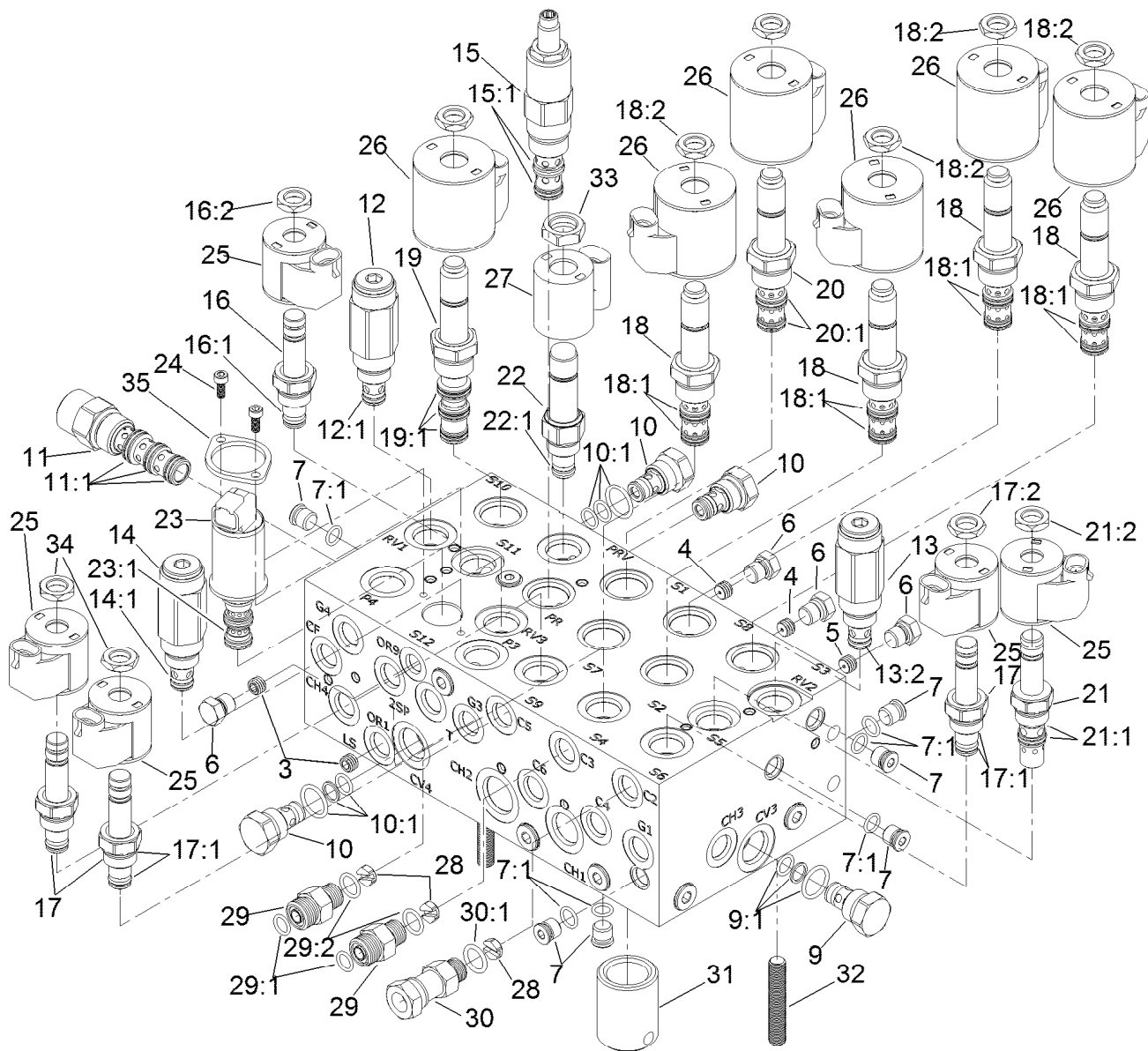
<i>Ref.</i>	<i>Part Number</i>	<i>Qty.</i>	<i>Description</i>
1	115-3776	1	Seal Kit
2	121-1721	4	Bolt
3	121-1722	4	Washer
4	120-6284	3	Hub-Connecting



Combination Manifold Assembly

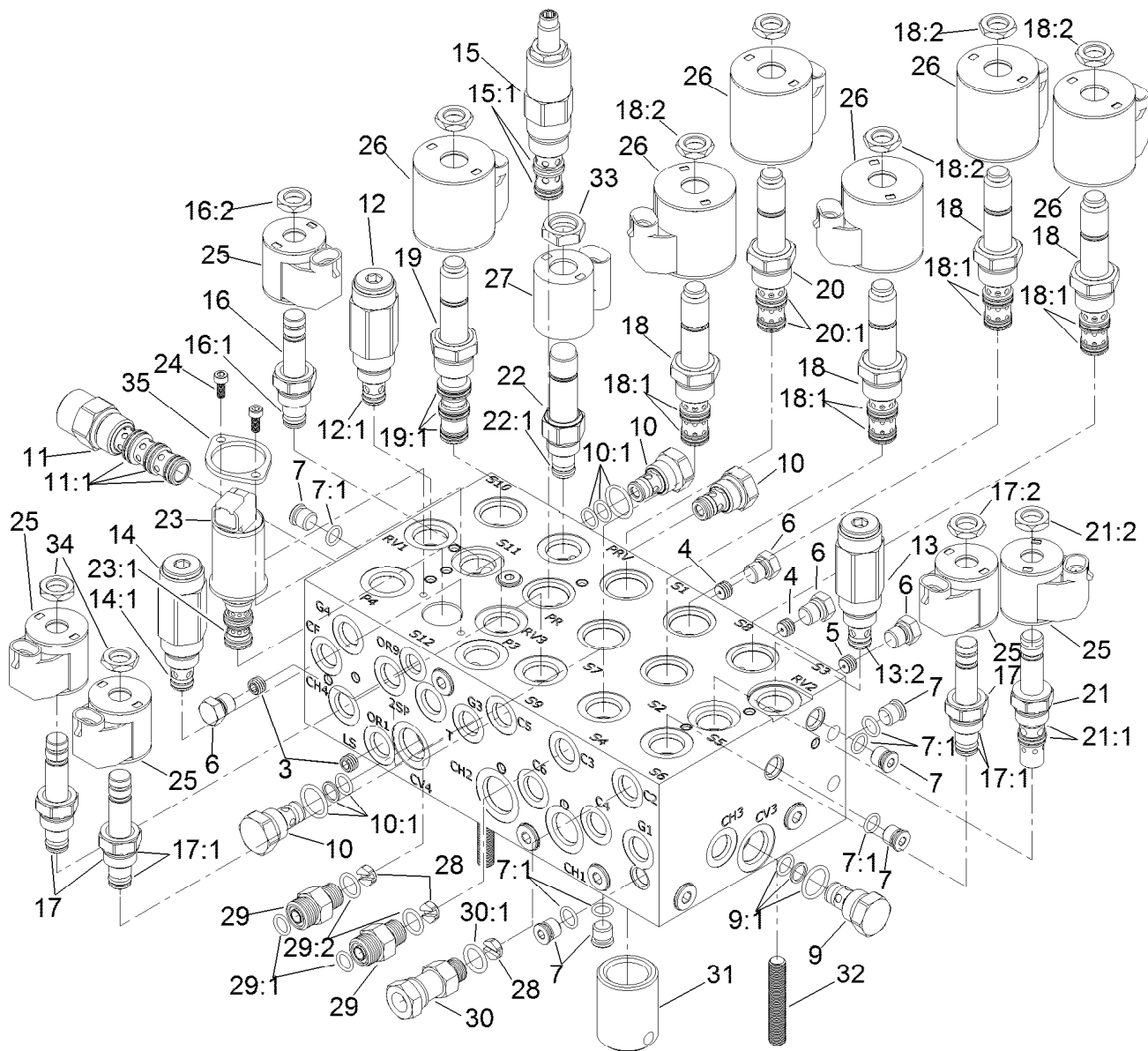
Ref.	Part Number	Qty.	Description
1	137-5582	1	Manifold-Combination
2	92-2650	3	Spacer-Clutch
3	63-9750	3	Mount
4	63-8410	3	Washer
6	75-1310	1	Filter-HYD
7	3234-1	3	Screw-HHF
8	121-1542	1	Plate-Mount, Hose
9	353-508	5	Plug-HH
9:1	237-42	1	O-Ring
10	2412-126	1	R-Clamp
11	104-8301	4	Nut-HF, NI
12	340-4	4	Fitting-Straight
12:1	237-30	1	O-Ring
12:2	237-79	1	O-Ring
13	340-77	2	Fitting-Elbow, 90 DEG
13:1	237-22	1	O-Ring
13:2	237-42	1	O-Ring
14	86-5480	1	Nipple-Test
15	354-79	1	Cap-Dust
16	340-7	1	Fitting-Straight
16:1	237-65	1	O-Ring

Ref.	Part Number	Qty.	Description
16:2	237-80	1	O-Ring
18	340-2	1	Fitting-Straight
18:1	237-22	1	O-Ring
18:2	237-42	1	O-Ring
19	340-82	1	Fitting-Elbow, 90 DEG
19:1	237-42	1	O-Ring
19:2	237-21	1	O-Ring
20	100-4887	1	Fitting-Elbow, 90
20:1	237-42	1	O-Ring
21	2412-36	2	Clamp-Hose
22	119-4854	1	Fitting-STR
22:1	237-30	1	O-Ring
22:2	237-79	1	O-Ring
23	353-512	1	Plug
23:1	237-78	1	O-Ring
24	87-5730	1	Hose
25	340-1	2	Fitting-Straight
25:1	237-21	1	O-Ring
25:2	237-42	1	O-Ring



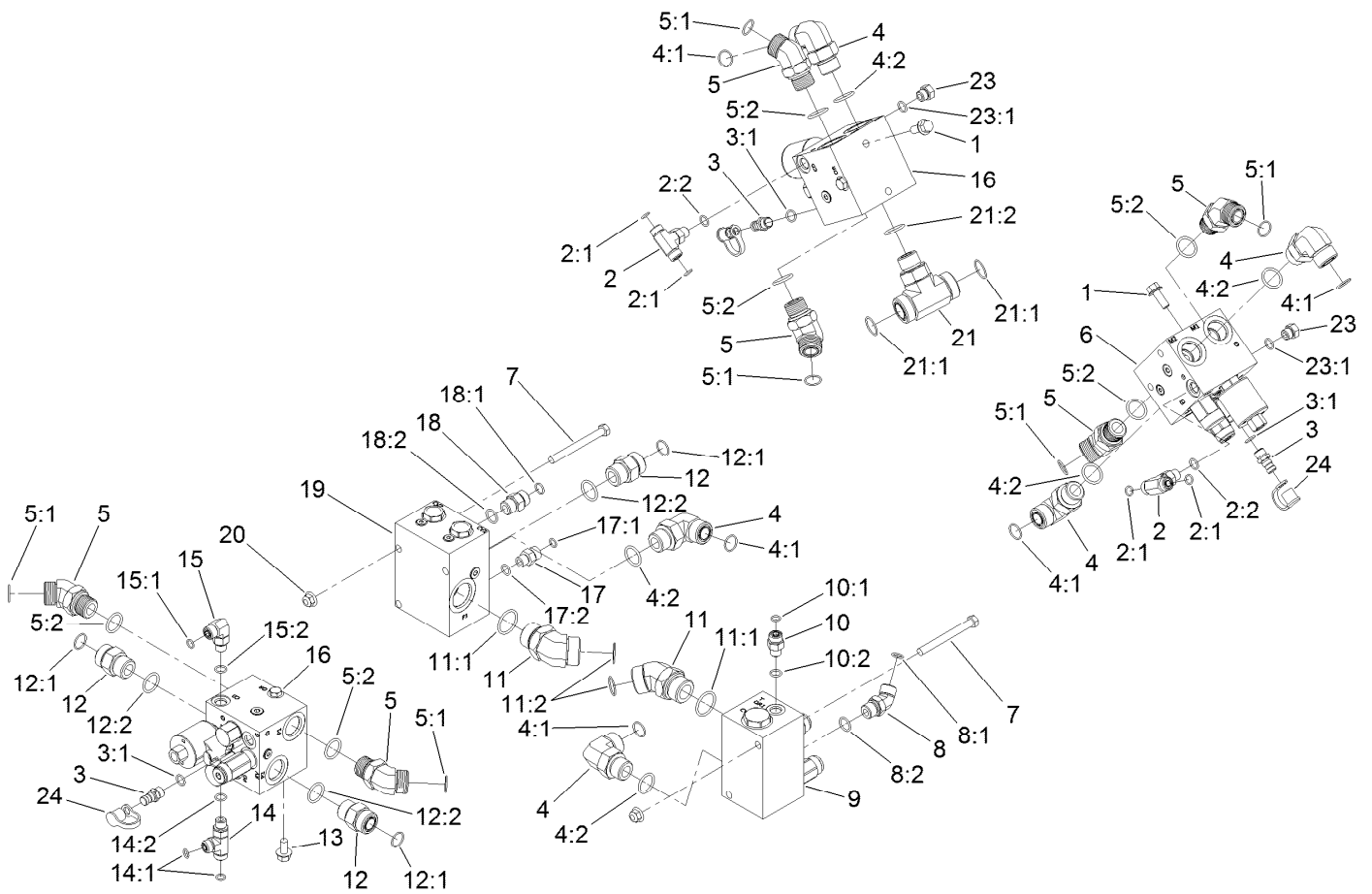
Combination Manifold Assembly No. 137-5582

Ref.	Part Number	Qty.	Description	Ref.	Part Number	Qty.	Description
3	136-4363	2	Orifice-0.028	16:1	105-9156	1	Seal Kit
4	112-6538	2	Orifice (.063 Inch)	16:2	110-2634	1	Nut-Coil
5	110-8883	1	Plug-Orifice (0.040)	17	112-9206	3	Solenoid Valve ASM
6	117-0115	4	Plug	17:1	105-9156	1	Seal Kit
7	353-990	14	Plug ASM	17:2	110-2634	1	Nut-Coil
7:1	237-78	1	O-Ring	18	115-5400	4	Solenoid Valve ASM
9	114-2873	1	Check Valve ASM	18:1	107-7813	1	Seal Kit
9:1	105-9156	1	Seal Kit	18:2	110-2634	1	Nut-Coil
10	105-9321	3	Check Valve ASM	19	115-3023	1	Solenoid Valve ASM
10:1	105-9156	1	Seal Kit	19:1	110-8908	1	Spool Valve Seal Kit
11	139-7835	1	Pressure Compensator	20	125-7556	1	Solenoid Valve ASM
11:1	110-8908	1	Spool Valve Seal Kit	20:1	107-7813	1	Seal Kit
12	125-7560	1	Relief Valve ASM	21	115-5405	1	Solenoid Valve ASM
12:1	105-9156	1	Seal Kit	21:1	115-5413	1	Seal Kit
13	105-9844	1	Valve-Relief	21:2	110-2634	1	Nut-Coil
13:2	105-9156	1	Seal Kit	22	125-7555	1	Proportional Relief Valve ASM
14	125-7558	1	Relief Valve ASM	22:1	110-6316	1	Seal Kit
14:1	105-9156	1	Seal Kit	23	138-3828	1	Valve-Solenoid, 3 Way 2 Position
15	127-3663	1	Valve-Pressure Reducing	23:1	138-3831	1	Seal Kit
15:1	105-9154	1	Seal Kit				
16	107-7516	1	Solenoid Valve ASM				



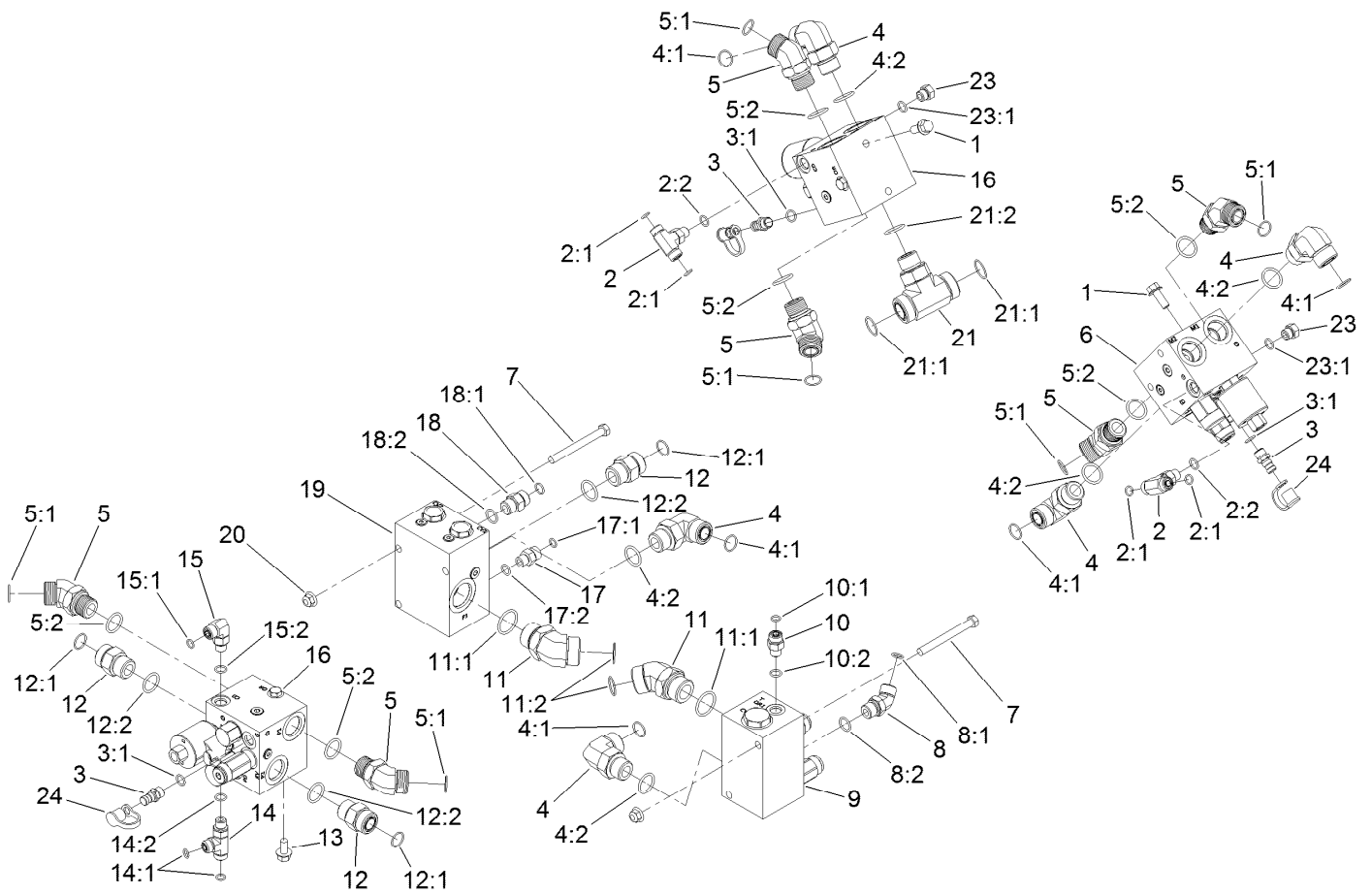
Combination Manifold Assembly No. 137-5582 (continued)

Ref.	Part Number	Qty.	Description	Ref.	Part Number	Qty.	Description
24	138-3827	2	Screw	30	104-3779	1	Connector-Swivel, Straight
25	110-0497	5	Coil-Solenoid	30:1	237-42	1	O-Ring
26	110-6344	6	Coil-12V, DC	31	125-7551	1	Nipple-Filter
27	125-7553	1	E-Coil, 12Vdc	32	130-2661	3	Stud-Manifold
28	125-7552	3	Orifice-Check, .070 DIA	33	125-7550	1	Nut-Coil
29	340-2	2	Fitting-Straight	34	110-2634	11	Nut-Coil
29:1	237-22	1	O-Ring	35	138-3825	1	Plate-Mounting, Standard
29:2	237-42	1	O-Ring				



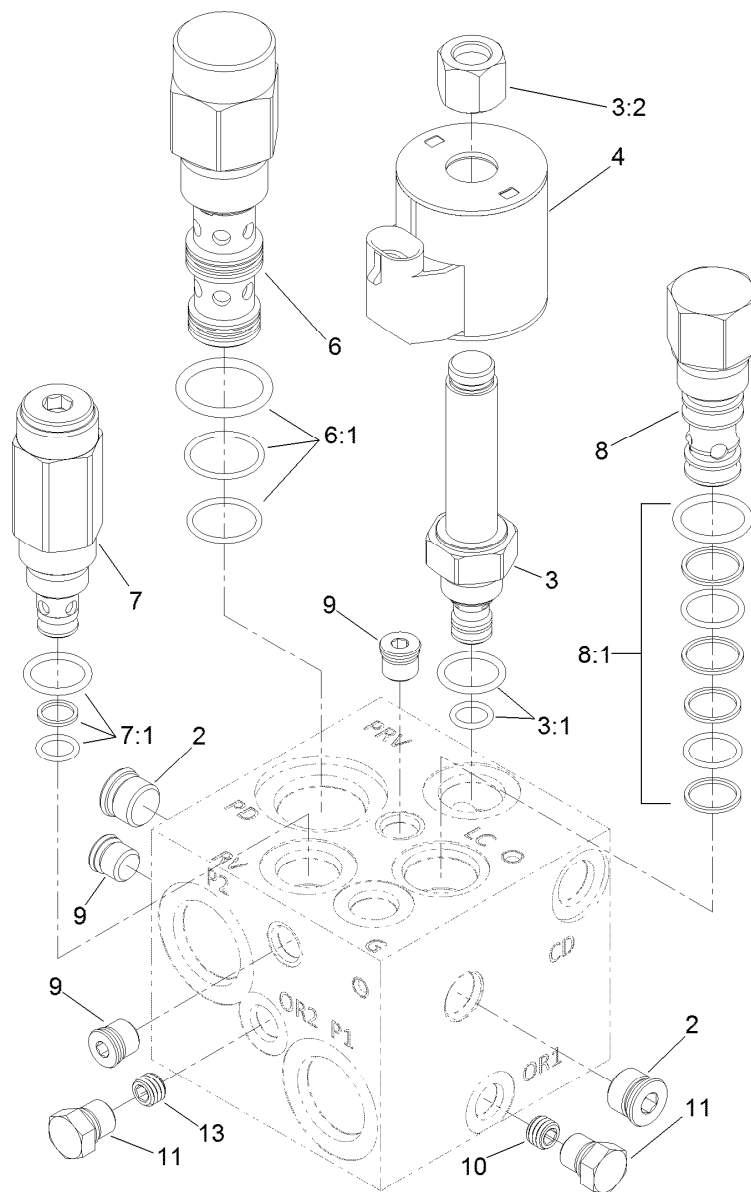
Manifold Block Assembly

Ref.	Part Number	Qty.	Description	Ref.	Part Number	Qty.	Description
1	3234-11	4	Screw-HHF	11	104-3509	2	Fitting-HYD, 45 DEG
2	340-94	2	Adapter	11:1	237-146	1	O-Ring
2:1	237-22	2	O-Ring	11:2	340-65	1	O-Ring
2:2	237-42	1	O-Ring	12	340-9	3	Fitting-STR
3	59-7410	3	Fitting-Diagnostic	12:1	237-58	1	O-Ring
3:1	237-42	1	O-Ring	12:2	237-81	1	O-Ring
4	340-142	5	Fitting-Elbow, 90 DEG	13	3234-1	2	Screw-HHF
4:1	237-58	1	O-Ring	14	340-86	1	Fitting-Tee
4:2	237-81	1	O-Ring	14:1	237-22	2	O-Ring
5	100-5530	6	Fitting-45 DEG	14:2	237-42	1	O-Ring
5:1	237-58	1	O-Ring	15	340-77	1	Fitting-Elbow, 90 DEG
5:2	237-81	1	O-Ring	15:1	237-22	1	O-Ring
6	131-1249	1	Manifold-PTO, Left	15:2	237-42	1	O-Ring
7	323-42	4	Screw-HH	16	131-1248	2	Center And Right PTO Manifold ASM
8	340-101	1	Fitting-HYD, 45 DEG	17	92-9258	1	Adapter-Check
8:1	237-30	1	O-Ring	17:1	237-22	1	O-Ring
8:2	237-79	1	O-Ring	17:2	237-42	1	O-Ring
9	121-1530	1	Manifold-Traction, Rear	18	100-4890	1	Fitting-Check
10	340-2	1	Fitting-Straight	18:1	237-79	1	O-Ring
10:1	237-22	1	O-Ring	18:2	237-30	1	O-Ring
10:2	237-42	1	O-Ring				



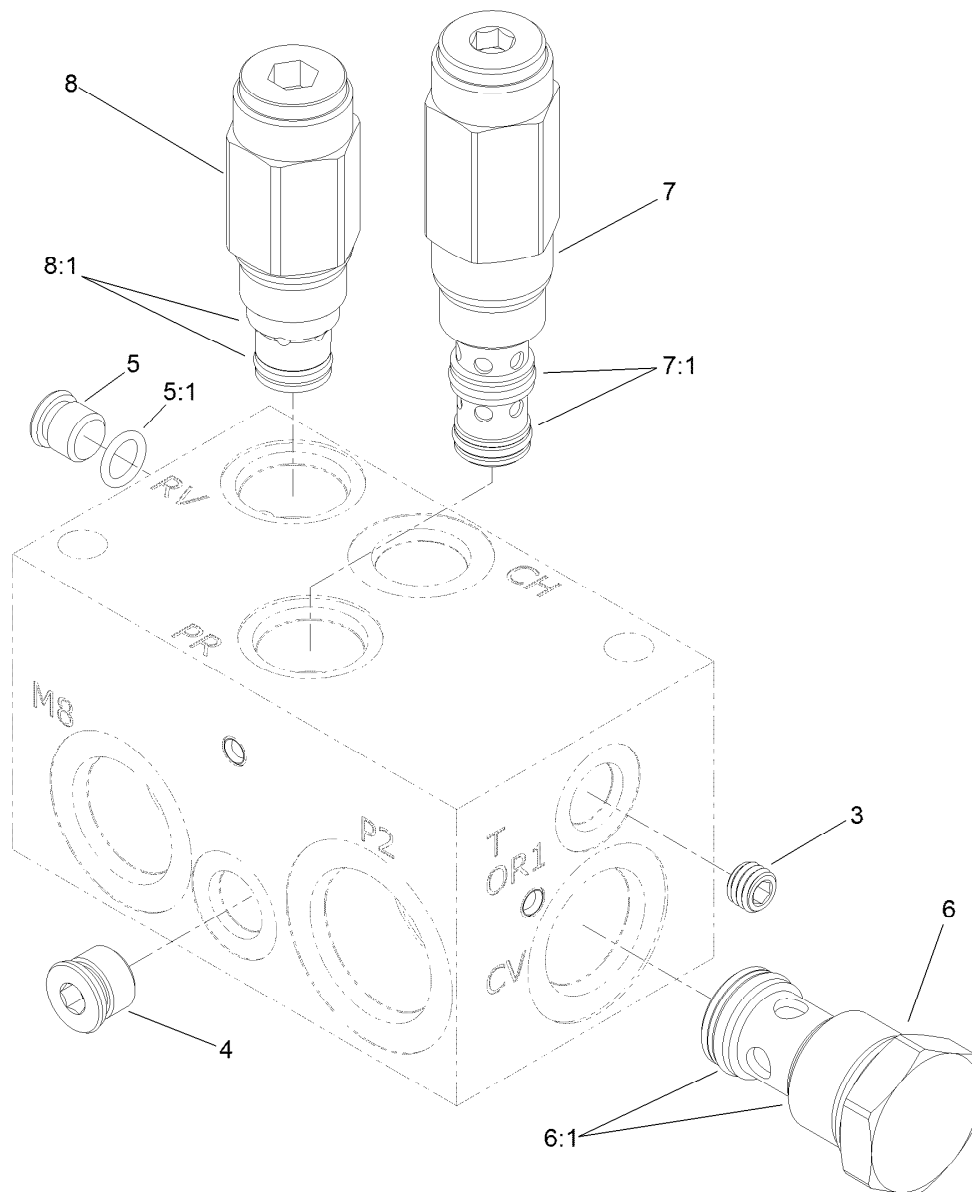
Manifold Block Assembly (continued)

<i>Ref.</i>	<i>Part Number</i>	<i>Qty.</i>	<i>Description</i>	<i>Ref.</i>	<i>Part Number</i>	<i>Qty.</i>	<i>Description</i>
19	121-1550	1	Flow Divider Manifold ASM	21:2	237-81	1	O-Ring
20	104-8301	4	Nut-HF, NI	23	353-508	2	Plug-HH
21	120-8825	1	Fitting-Tee	23:1	237-42	1	O-Ring
21:1	340-65	2	O-Ring	24	354-79	3	Cap-Dust



Left PTO Manifold Assembly No. 131-1249

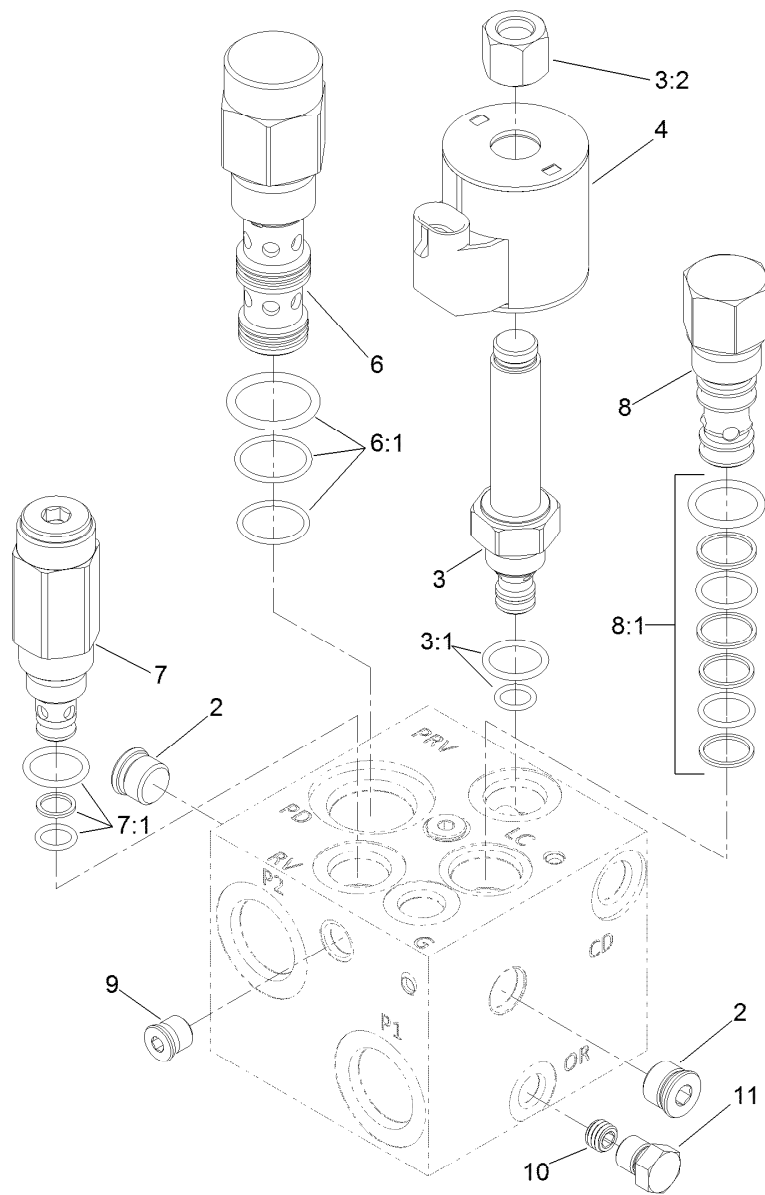
Ref.	Part Number	Qty.	Description
2	112-9213	2	Plug
3	117-0227	1	Valve-Relief, Proportional
3:1	105-9156	1	Seal Kit
3:2	130-8180	1	Nut-Coil (9/16-24 Unef-2B)
4	110-6344	1	Coil-12V, DC
6	125-4327	1	Valve-Directional, Pilot
6:1	114-5515	1	Seal Kit
7	114-5512	1	Valve-Relief, 600 PSI
7:1	105-9156	1	Seal Kit
8	105-9153	1	Element-Logic, Vented
8:1	119-2159	1	Seal Kit
9	112-9212	3	Plug
10	117-8315	1	Orifice (.025 Inch)
11	117-0115	2	Plug
13	112-6538	1	Orifice (.063 Inch)



Rear Traction Manifold Assembly No. 121-1530

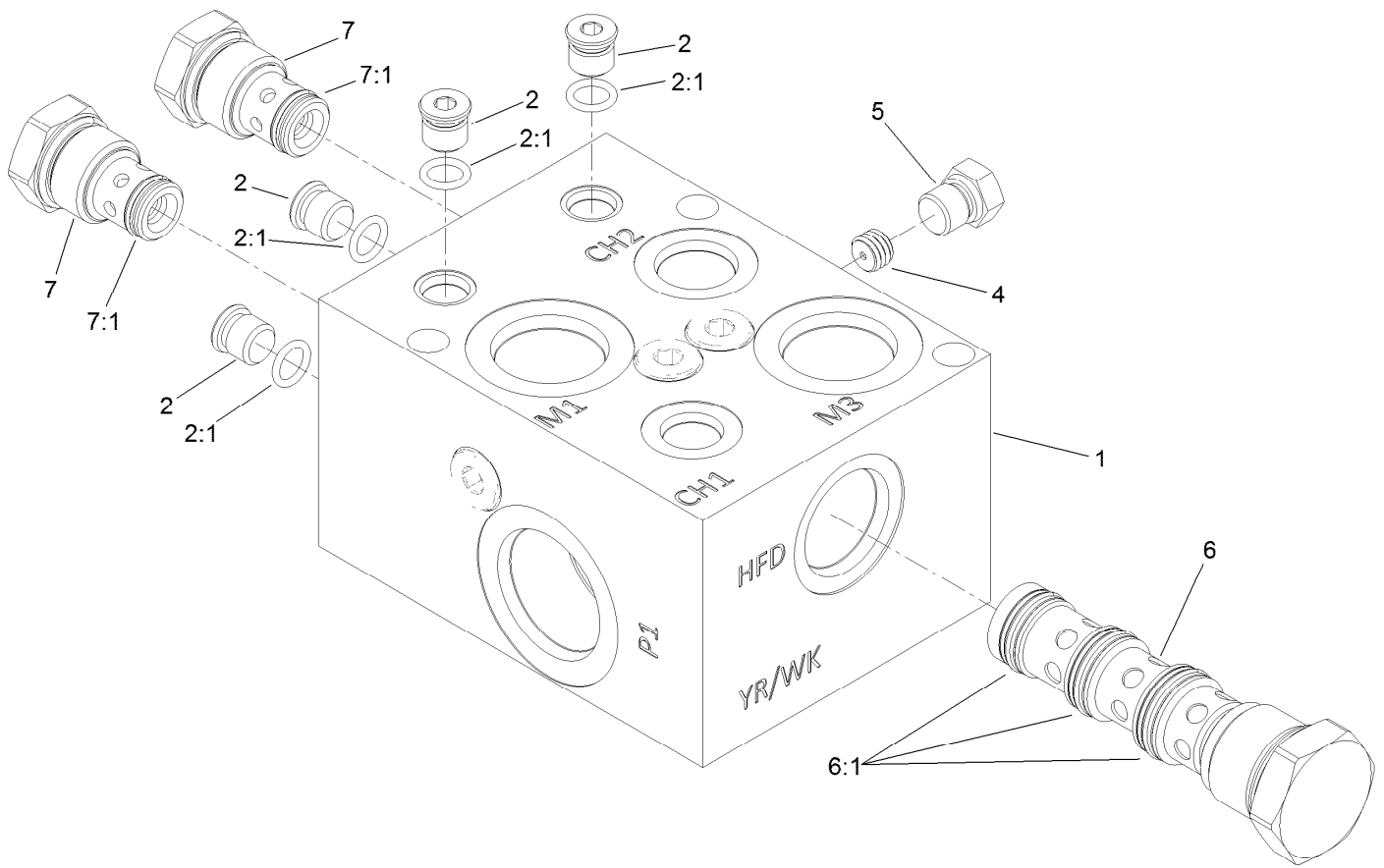
Ref.	Part Number	Qty.	Description
3	110-0495	1	Plug-Orifice (0.050 Inch)
4		1	Plug ●
5	353-990	1	Plug ASM
5:1	237-78	1	O-Ring
6	125-4328	1	Valve-Check
6:1	125-4336	1	Seal Kit
7	136-4362	1	Valve-Reducing
7:1	136-4361	1	Seal Kit
8	125-4331	1	Valve-Relief
8:1	110-6316	1	Seal Kit

● Not serviced separately



Center and Right PTO Manifold Assembly No. 131-1248

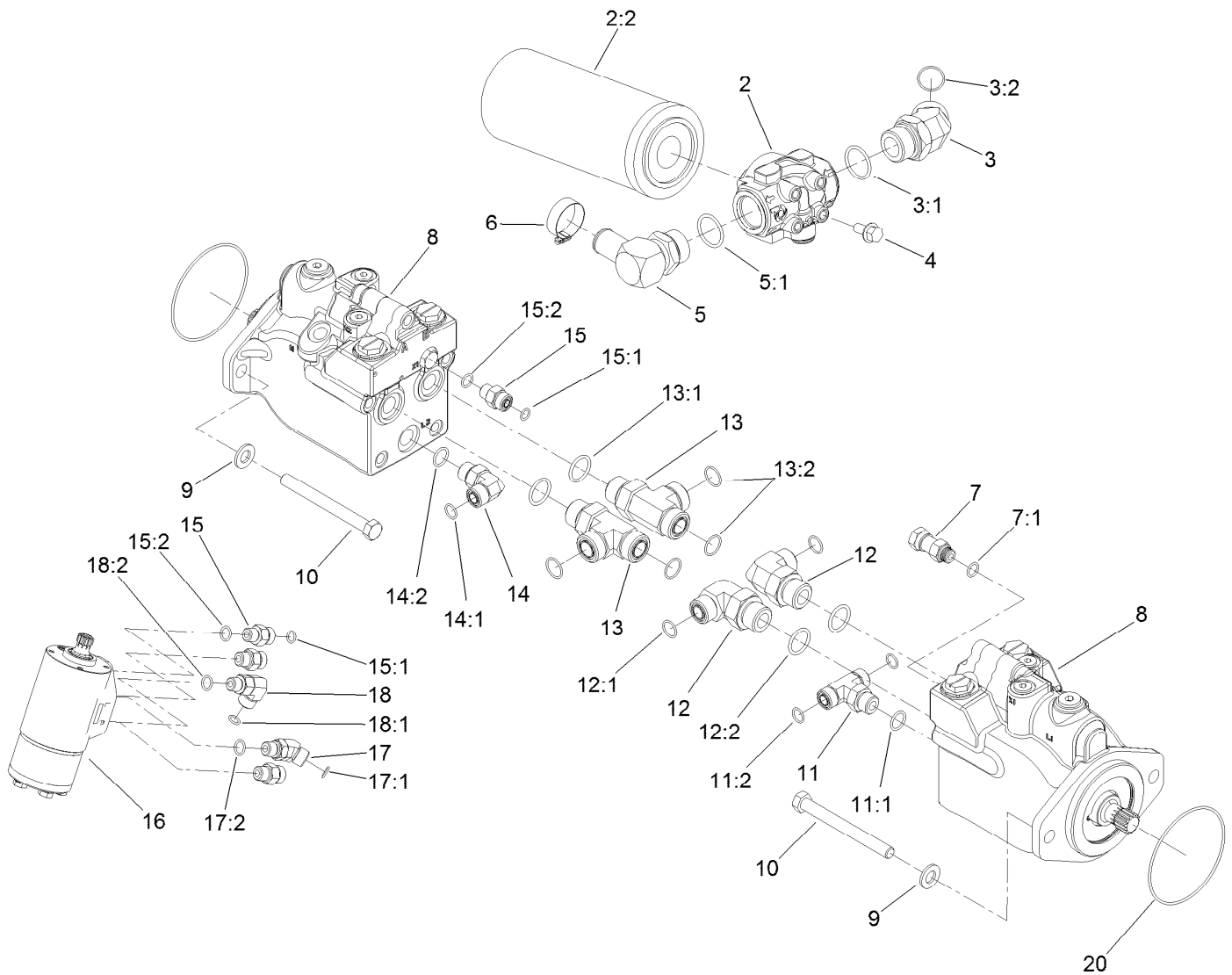
Ref.	Part Number	Qty.	Description
2	112-9213	2	Plug
3	117-0227	1	Valve-Relief, Proportional
3:1	105-9156	1	Seal Kit
3:2	130-8180	1	Nut-Coil (9/16-24 Unef-2B)
4	110-6344	1	Coil-12V, DC
6	125-4327	1	Valve-Directional, Pilot
6:1	114-5515	1	Seal Kit
7	114-5512	1	Valve-Relief, 600 PSI
7:1	105-9156	1	Seal Kit
8	105-9153	1	Element-Logic, Vented
8:1	119-2159	1	Seal Kit
9	112-9212	3	Plug
10	117-8315	1	Orifice (.025 Inch)
11	117-0115	1	Plug



Flow Divider Manifold Assembly No. 121-1550

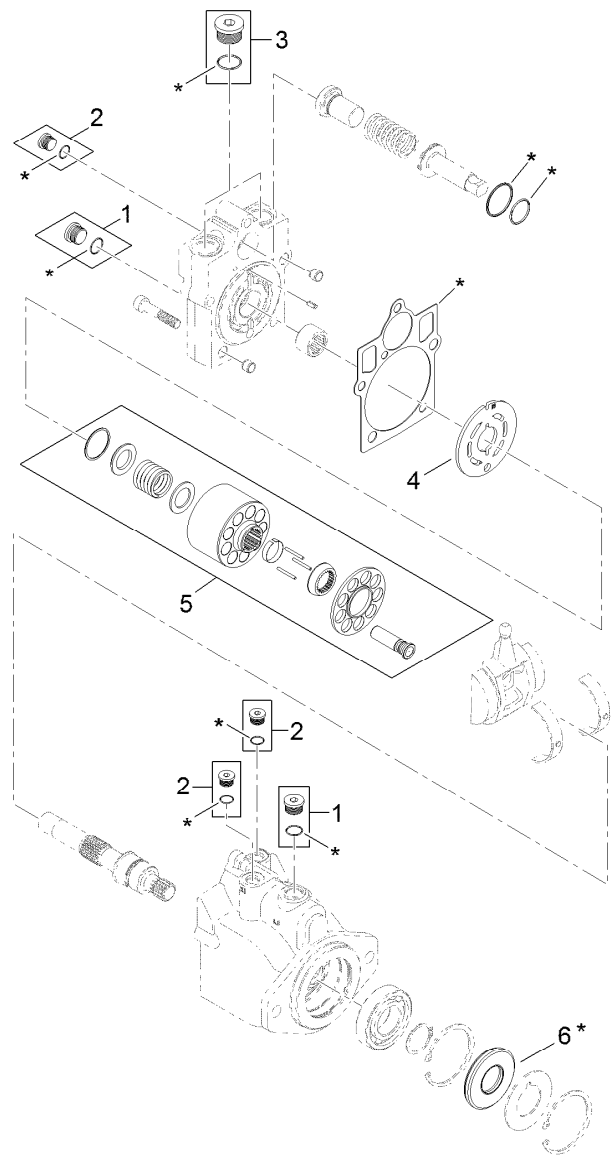
Ref.	Part Number	Qty.	Description
1		1	Manifold Block ●
2	353-990	4	Plug ASM
2:1	237-78	1	O-Ring
4	112-6538	1	Orifice (.063 Inch)
5	117-0115	1	Plug
6	125-4332	1	Valve-Flow Divider
6:1	125-4338	1	Seal Kit
7	125-4333	2	Valve-Check
7:1	125-4337	1	Seal Kit

● Not serviced separately



Drive Motor, Steer Valve and Filter Head Assembly

Ref.	Part Number	Qty.	Description	Ref.	Part Number	Qty.	Description
2	139-1010	1	Filter Head ASM	12:2	237-65	1	O-Ring
2:2	94-2621	1	Element-Filter	13	340-148	2	Fitting-Tee
3	104-3509	1	Fitting-HYD, 45 DEG	13:1	237-81	1	O-Ring
3:1	237-146	1	O-Ring	13:2	237-58	2	O-Ring
3:2	340-65	1	O-Ring	14	340-98	1	Fitting-Elbow, 90 DEG
4	3234-1	4	Screw-HHF	14:1	237-79	1	O-Ring
5	23-8910	1	Stem-Barb-90	14:2	237-30	1	O-Ring
5:1	237-146	1	O-Ring	15	340-2	4	Fitting-Straight
6	2412-34	1	Clamp-Hose	15:1	237-22	1	O-Ring
7	104-3779	1	Connector-Swivel, Straight	15:2	237-42	1	O-Ring
7:1	237-42	1	O-Ring	16	132-6256	1	Valve-Steer
8	120-8812	2	HYD Motor ASM	17	340-87	1	Fitting-Elbow, 45 DEG
9	106-9888	4	Washer-Flat	17:1	237-22	1	O-Ring
10	33116-110	4	Screw-HH	17:2	237-42	1	O-Ring
11	340-157	1	Fitting-HYD, Tee	18	340-77	1	Fitting-Elbow, 90 DEG
11:1	237-79	1	O-Ring	18:1	237-22	1	O-Ring
11:2	237-30	2	O-Ring	18:2	237-42	1	O-Ring
12	340-139	2	Fitting-Elbow 90	20	237-166	2	O-Ring
12:1	237-81	1	O-Ring				

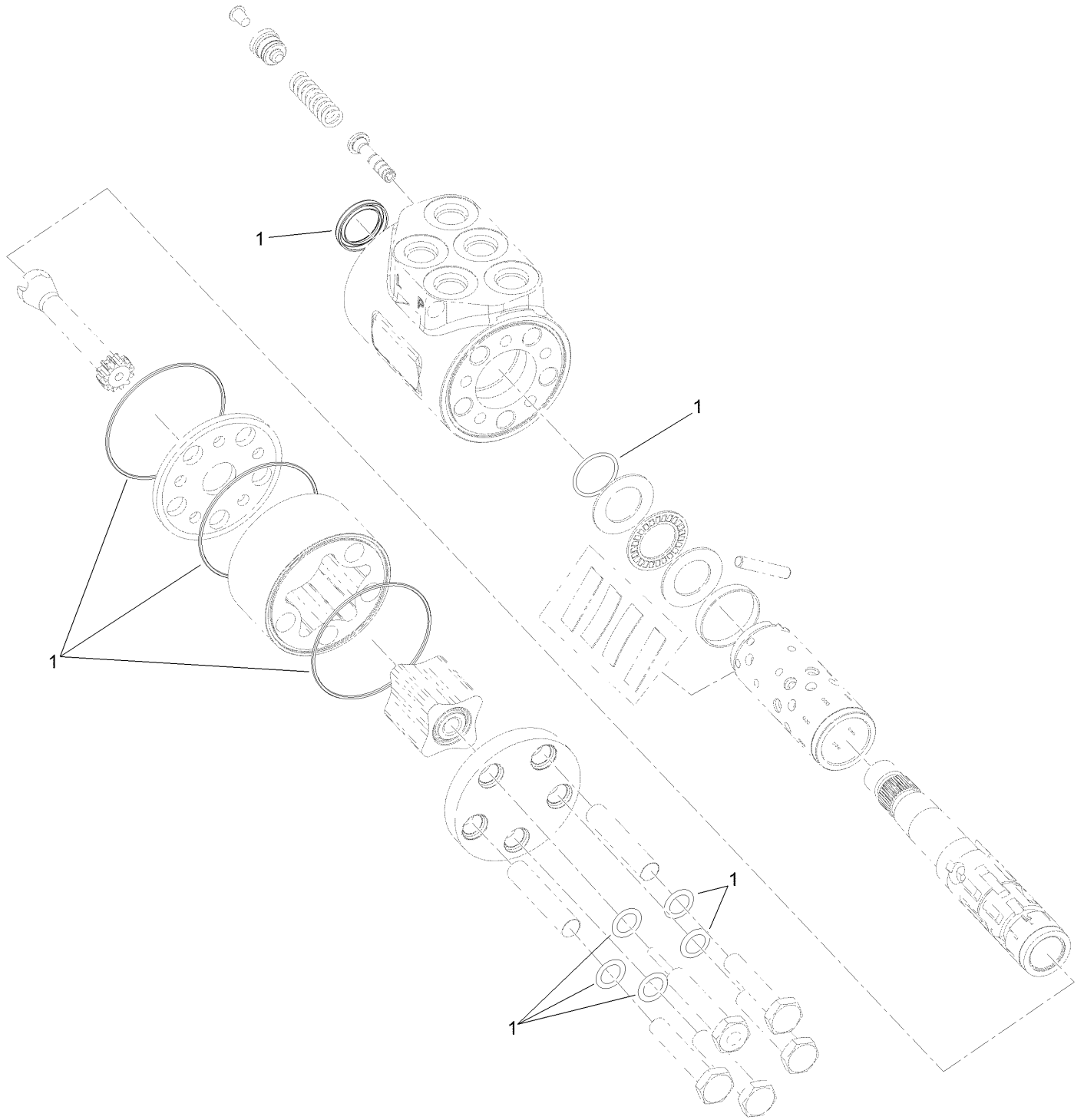


7 = all items with * are included in overhaul seal kit

Hydraulic Motor Assembly No. 120-8812

<i>Ref.</i>	<i>Part Number</i>	<i>Qty.</i>	<i>Description</i>
1	67-9090	2	Plug
2	75-0070	3	Plug
3	107-4352	1	Plug
4	121-1734	1	Plate-Valve
5	121-1735	1	Cylinder Block Kit
6	69-3190	1	Seal-Lip
7	121-1736	1	Overhaul Seal Kit

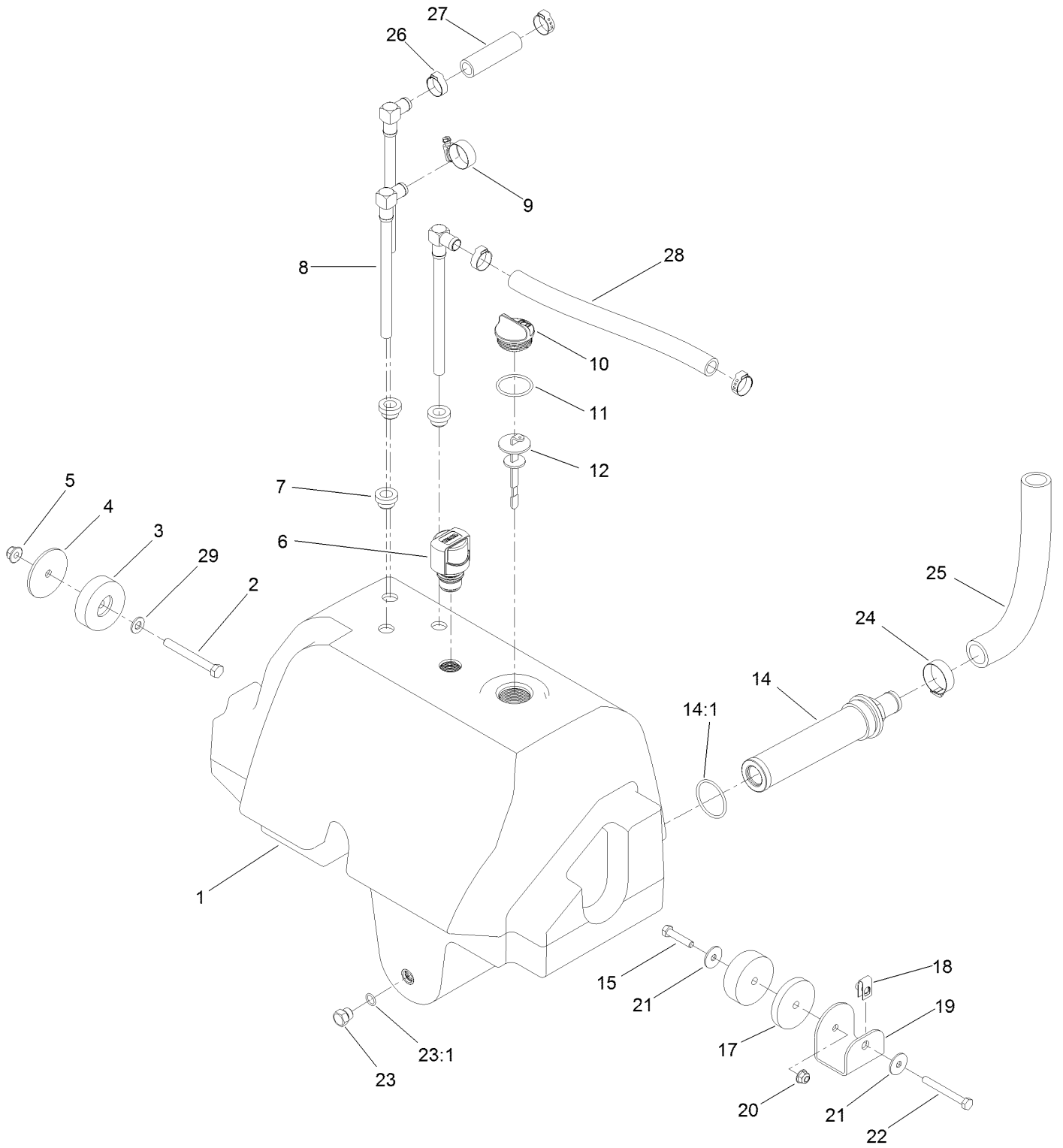
Steering Valve Assembly No. 132-6256



Steering Valve Assembly No. 132-6256 (continued)

<i>Ref.</i>	<i>Part Number</i>	<i>Qty.</i>	<i>Description</i>
1	106-6716	1	Seal Kit

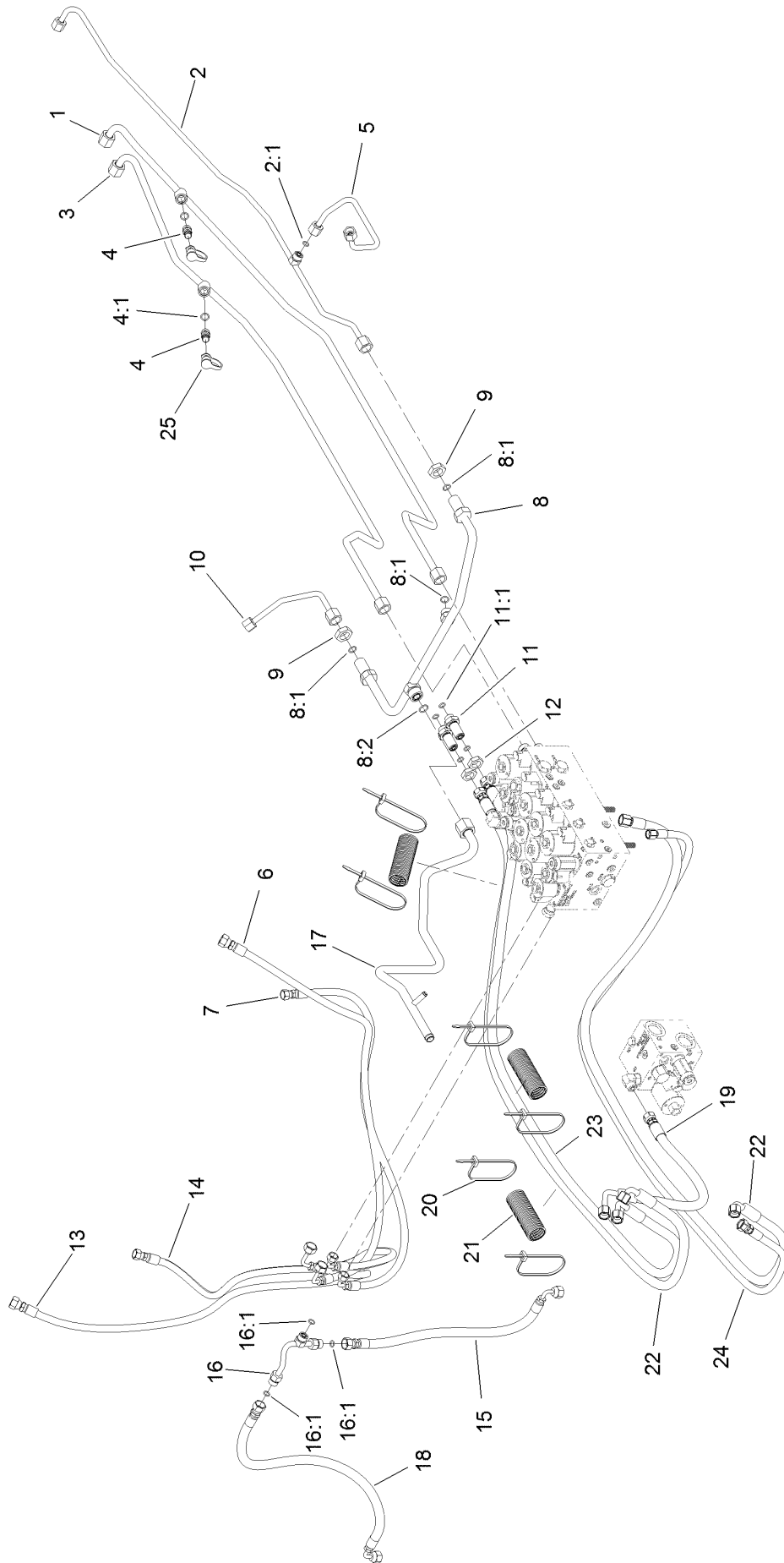
Hydraulic Reservoir Assembly



Hydraulic Reservoir Assembly (continued)

<i>Ref.</i>	<i>Part Number</i>	<i>Qty.</i>	<i>Description</i>	<i>Ref.</i>	<i>Part Number</i>	<i>Qty.</i>	<i>Description</i>
1	120-9077	1	Reservoir-HYD	17	121-1533	1	Spacer-Thick
2	323-20	1	Screw-HH	18	115-7721	1	Nut-Clip, U
3	108-1605	2	Bumper-Recess	19	121-1557-03	1	Mount-Tank
4	121-1456	1	Spacer-Thin	20	104-8300	1	Nut-HF, NI
5	104-8301	1	Nut-HF, NI	21	3256-82	2	Washer-Flat
6	115-9793	1	Breather	22	322-13	1	Screw-HH
7	104-0790	3	Bushing	23	353-508	1	Plug-HH
8	114-0002	3	Pipe-Stand	23:1	237-42	1	O-Ring
9	2412-129	1	Clamp-Hose	24	2412-34	1	Clamp-Hose
10	93-7498	1	Plug-Plastic	25	120-8810	1	Hose-Strainer
11	237-101	1	O-Ring	26	115-5436	4	Clamp-Hose, Crimp
12	112-6365	1	Dipstick	27	114-4920	1	Hose
14	104-7546	1	Tank Strainer ASM	28	121-1521	1	Hose
14:1	340-136	1	O-Ring	29	3256-24	1	Washer-Flat
15	322-7	1	Screw-HH				

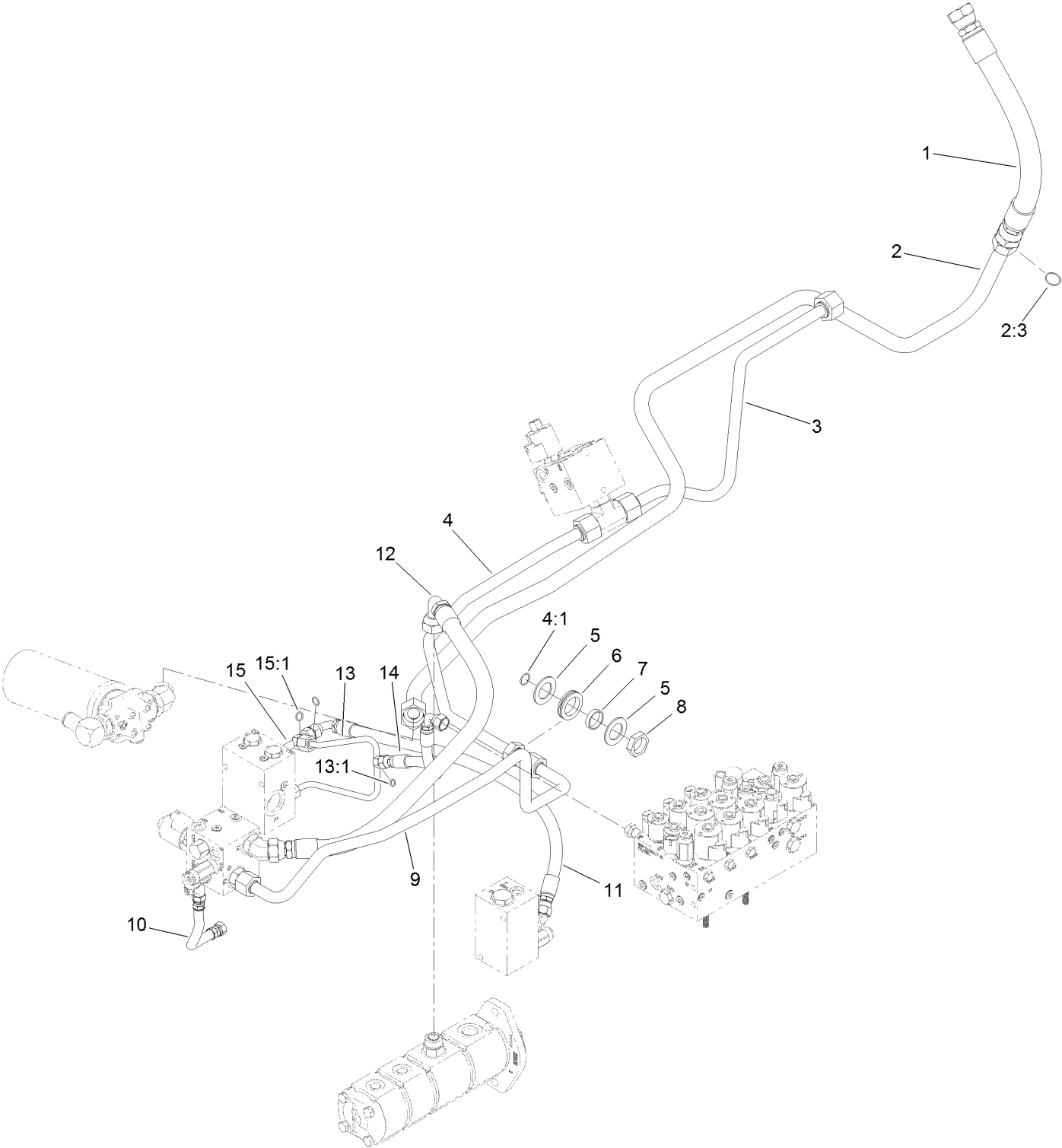
Lift, Steer and Fan Hydraulic Assembly



Lift, Steer and Fan Hydraulic Assembly (continued)

<i>Ref.</i>	<i>Part Number</i>	<i>Qty.</i>	<i>Description</i>	<i>Ref.</i>	<i>Part Number</i>	<i>Qty.</i>	<i>Description</i>
1	120-9074	1	Tube-Fan	12	340-70	2	Nut-Lock
2	120-8966	1	Tube-Drain, Fan	13	127-3736	1	Hose-HYD
2:1	237-22	1	O-Ring	14	100-3833	1	Hose-HYD
3	120-9075	1	Tube-Fan	15	121-1567	1	Hose-HYD
4	59-7410	2	Fitting-Diagnostic	16	121-1565	1	Tube-Tee
4:1	237-42	1	O-Ring	16:1	237-22	3	O-Ring
5	132-6145	1	Tube-HYD	17	121-1510	1	Tube-HYD
6	127-3737	1	Hose-HYD	18	121-1566	1	Hose-HYD
7	127-3738	1	Hose-HYD	19	139-0950	1	Hose ASM
8	121-1509	1	Tube-HYD	20	3290-378	7	Tie-Cable
8:1	237-30	3	O-Ring	21	121-1544	3	Cover-Hose
8:2	237-65	1	O-Ring	22	137-5575	2	Hose ASM
9	340-127	2	Nut-Bulkhead	23	137-5577	1	Hose ASM
10	132-6146	1	Tube-HYD	24	137-5576	1	Hose ASM
11	340-71	2	Fitting-Straight, Bulkhead	25	354-79	2	Cap-Dust
11:1	237-22	2	O-Ring				

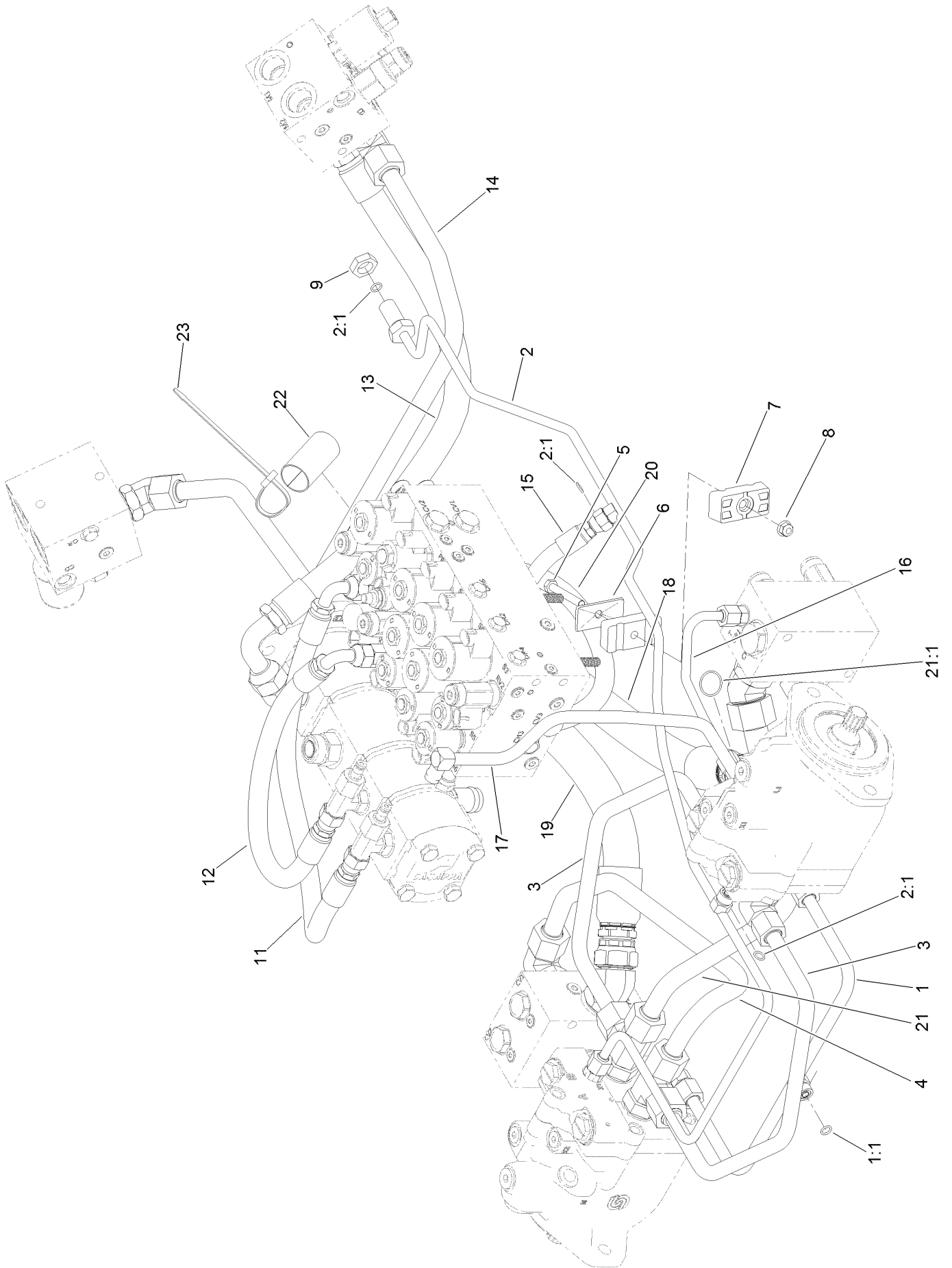
Oil Cooler Hydraulic Assembly



Oil Cooler Hydraulic Assembly (continued)

<i>Ref.</i>	<i>Part Number</i>	<i>Qty.</i>	<i>Description</i>	<i>Ref.</i>	<i>Part Number</i>	<i>Qty.</i>	<i>Description</i>
1	120-9060	1	Hose-HYD	9	120-8838	1	Tube-PTO, Front Return
2	121-1612	1	Tube ASM	10	121-1572	1	Hose-HYD
2:3	340-65	1	O-Ring	11	121-1559	1	Hose-HYD
3	121-1626	1	Tube-HYD	12	115-4384	1	Hose-HYD
4	121-1507	1	Tube ASM	13	121-1584	1	Tube-HYD
4:1	237-58	1	O-Ring	13:1	237-22	1	O-Ring
5	69-8910	2	Washer	14	121-1583	1	Hose-HYD
6	240-7	1	Grommet-Rubber	15	121-1558	1	Fitting-Tee
7	69-8900	1	Spacer	15:1	237-30	2	O-Ring
8	340-126	1	Nut-Bulkhead				

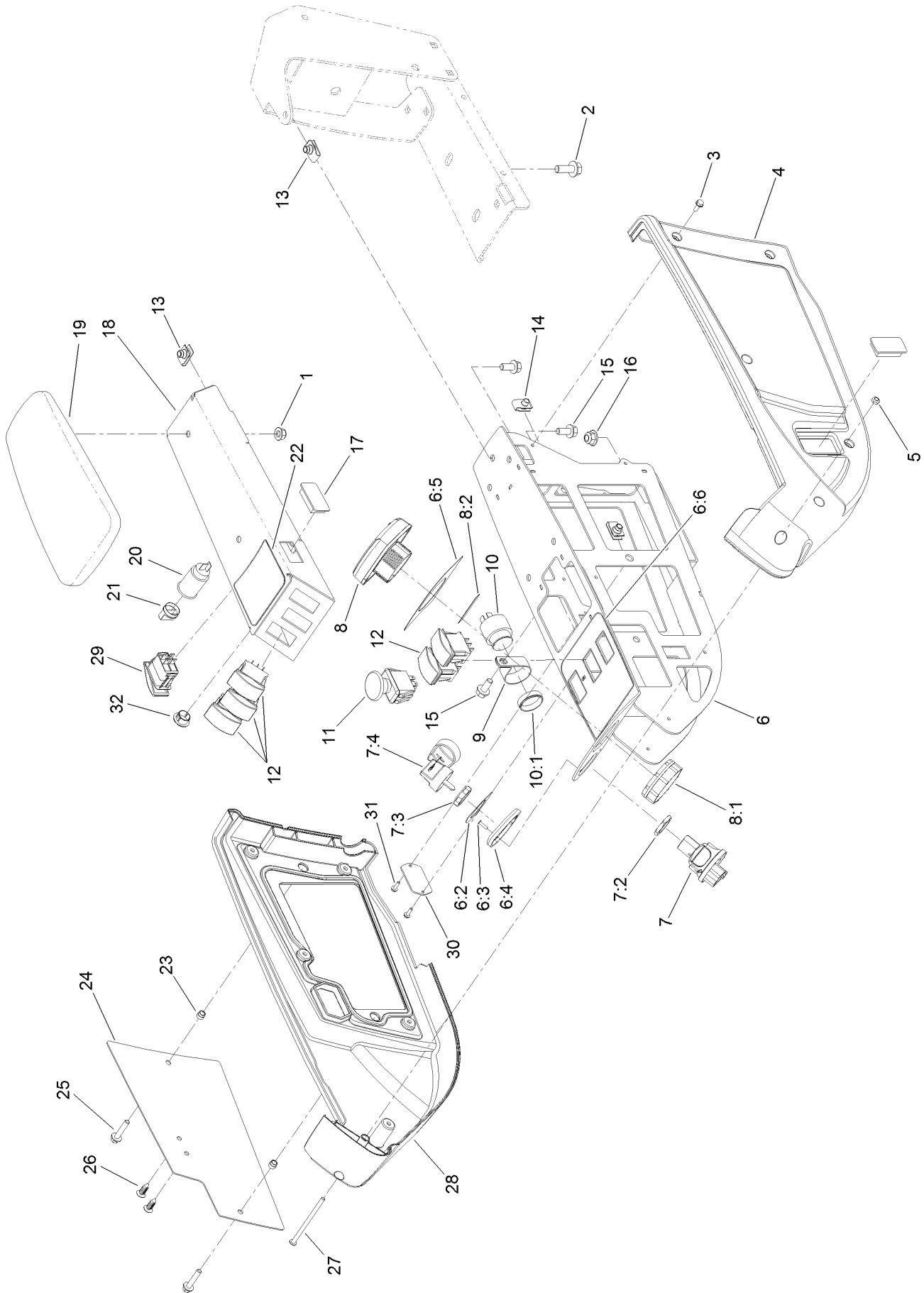
Traction Hydraulic Assembly



Traction Hydraulic Assembly (continued)

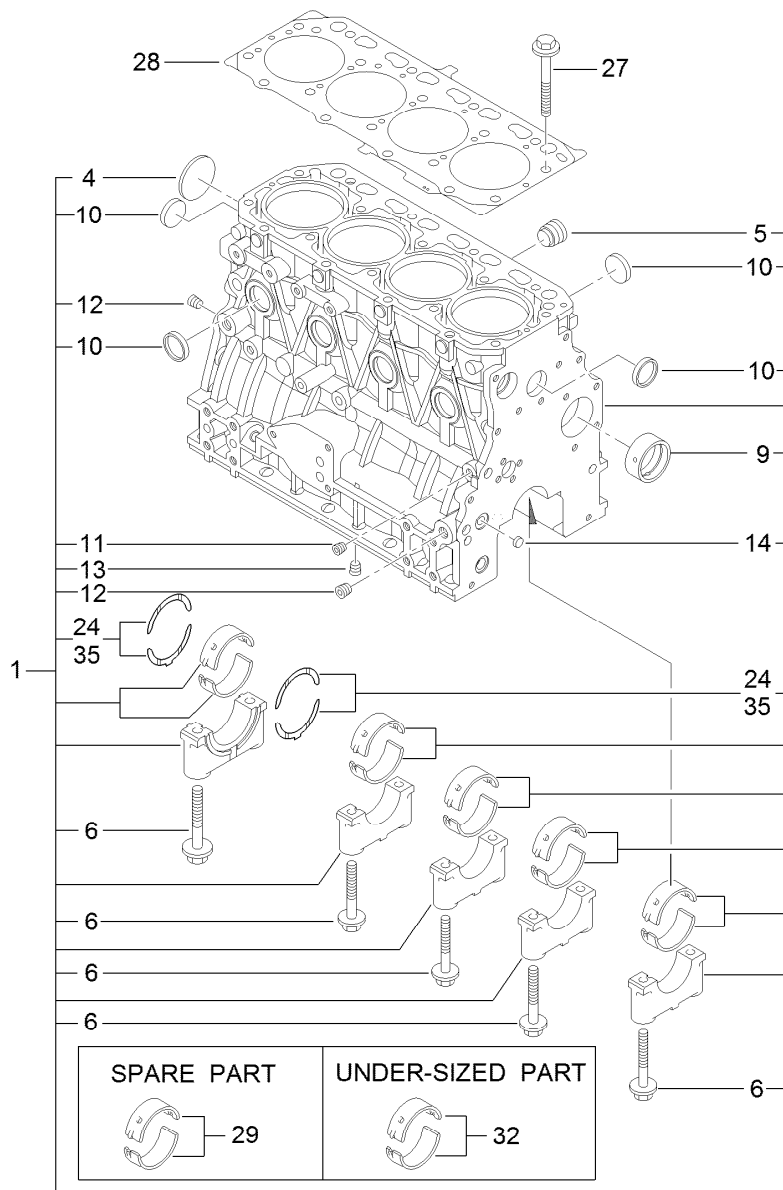
<i>Ref.</i>	<i>Part Number</i>	<i>Qty.</i>	<i>Description</i>	<i>Ref.</i>	<i>Part Number</i>	<i>Qty.</i>	<i>Description</i>
1	120-9080	1	Tube ASM	13	115-4384	1	Hose-HYD
1:1	237-22	1	O-Ring	14	120-8834	1	Tube-PTO, LH To RH
2	121-1552	1	Tube ASM	15	104-2234	1	Hose-HYD
2:1	237-22	3	O-Ring	16	121-1480	1	Tube-HYD
3	120-9079	2	Tube-HYD	17	120-8961	1	Tube-Return, Front
4	121-1546	1	Tube-HYD	18	132-6142	1	Hose-HYD
5	322-11	1	Screw-HH	19	132-6141	1	Hose-HYD
6	69-9761	1	Plate-Cover	20	132-6241	1	Hose-HYD
7	120-3200	2	Clamp-Tube	21	121-1581	1	Tube-Tee
8	104-8300	1	Nut-HF, NI	21:1	340-65	1	O-Ring
9	340-70	1	Nut-Lock	22	AU112950	1	Protector-Hose
11	104-2807	1	Hose-HYD	23	3290-378	3	Tie-Cable
12	104-4584	1	Hose-HYD				

Armrest Control Panel Assembly



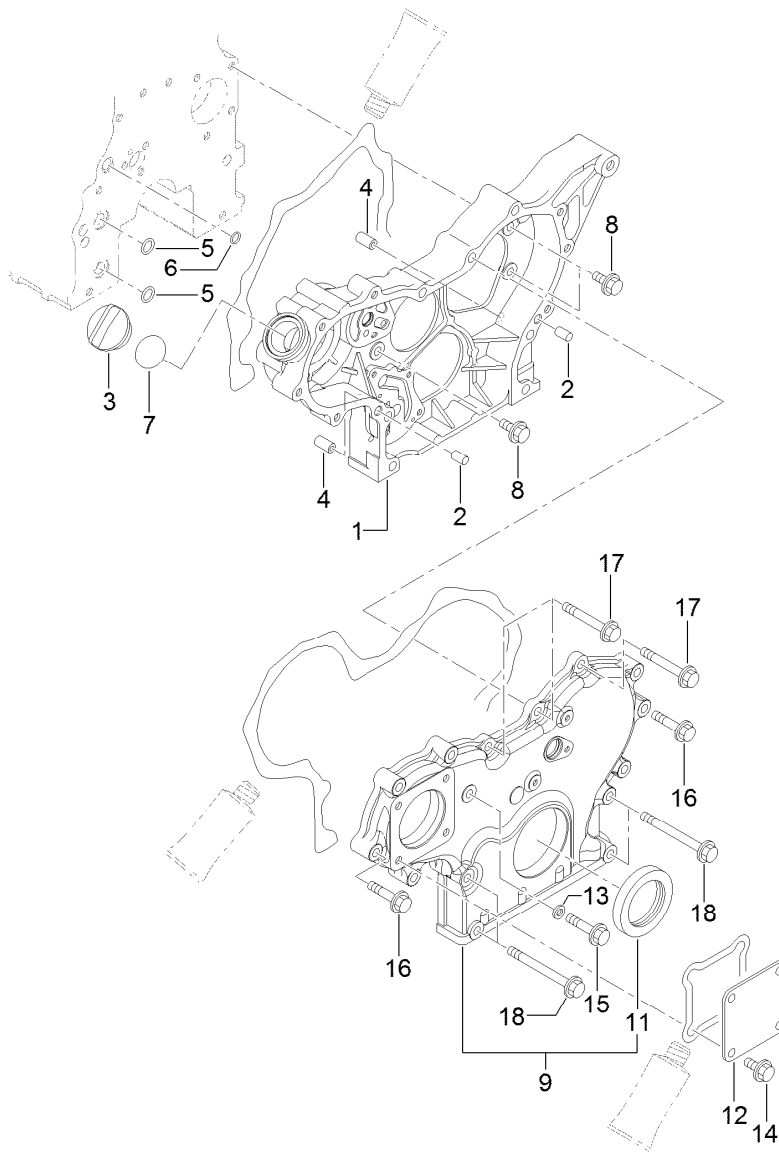
Armrest Control Panel Assembly (continued)

<i>Ref.</i>	<i>Part Number</i>	<i>Qty.</i>	<i>Description</i>	<i>Ref.</i>	<i>Part Number</i>	<i>Qty.</i>	<i>Description</i>
1	104-8300	2	Nut-HF, NI	12	100-1535	5	Switch-Rocker, (On)-Off-(On)
2	3234-42	2	Screw-HHF	13	94-2413	6	Nut-U
3	32144-112	10	Screw-HWH	14	107069	2	Clip
4	108-7604	1	Cover-LH	15	3234-5	6	Screw-HHF
5	3296-12	1	Nut-Lock, NI	16	104-8301	2	Nut-HF, NI
6	120-4155	1	Panel ASM	17	99-7420	2	Plug-Hole
6:2	121-3884	1	Decal-Console, Upper	18	136-4389-03	1	Panel-Control
6:3	3269-17	2	Rivet-Pop	19	108-7602	1	Rest-Arm
6:4	121-3889	1	Step-Elevated, Switch	20	99-7411	1	Point-Power
6:5	121-3887	1	Decal-Console, Display	21	99-7416	1	Cap
6:6	120-4159	1	Decal-Console, Lower	22	127-3700	1	Decal-Lift
7	121-5159	1	Ignition Switch ASM	23	110-0542	2	Spacer-Flange
7:2	121-5160	1	Nut-Hex	24	115-8849-03	1	Plate-Cover
7:3	121-5161	1	Nut-Face	25	3234-21	2	Screw-HHF
7:4	121-5162	1	Set-Key, Ignition	26	114-4899	2	Rivet-Push
8	120-6310	1	LCD Display ASM	27	3250-22	1	Screw-PPH
8:1	120-4630	1	Nut-Display	28	108-7605	1	Cover-RH
8:2	120-6311	1	Decal-Display	29	114-3329	1	Switch-Rocker
9	2412-74	1	R-Clamp	30	121-1630	1	Plate-Cover
10	80-9330	1	Audio Alarm ASM	31	32144-18	2	Screw-HWH
10:1	104-5107	1	Nut-Plastic, Knurled	32	94-5627	1	Plug
11	93-9999	1	Switch-PTO				



Cylinder Block Assembly

<i>Ref.</i>	<i>Part Number</i>	<i>Qty.</i>	<i>Description</i>	<i>Ref.</i>	<i>Part Number</i>	<i>Qty.</i>	<i>Description</i>
1	127-3127	1	Cylinder Block ASM	13	125-6973	1	Plug
4	125-6980	1	Plug	14	125-7237	1	Plug
5	125-7170	1	Plug	24	125-7010	2	Metal-Thrust
6	125-7007	10	Bolt	27	125-7006	18	Bolt
9	125-7108	1	Bushing	28	127-3126	1	Gasket-Head, Cylinder
10	125-7239	8	Plug	29	125-6981	5	Metal-Main
11	125-6969	1	Plug	32	125-7009	5	Metal-Main (0.25)
12	125-6973	2	Plug	35	125-7011	1	Metal-Thrust (0.25)

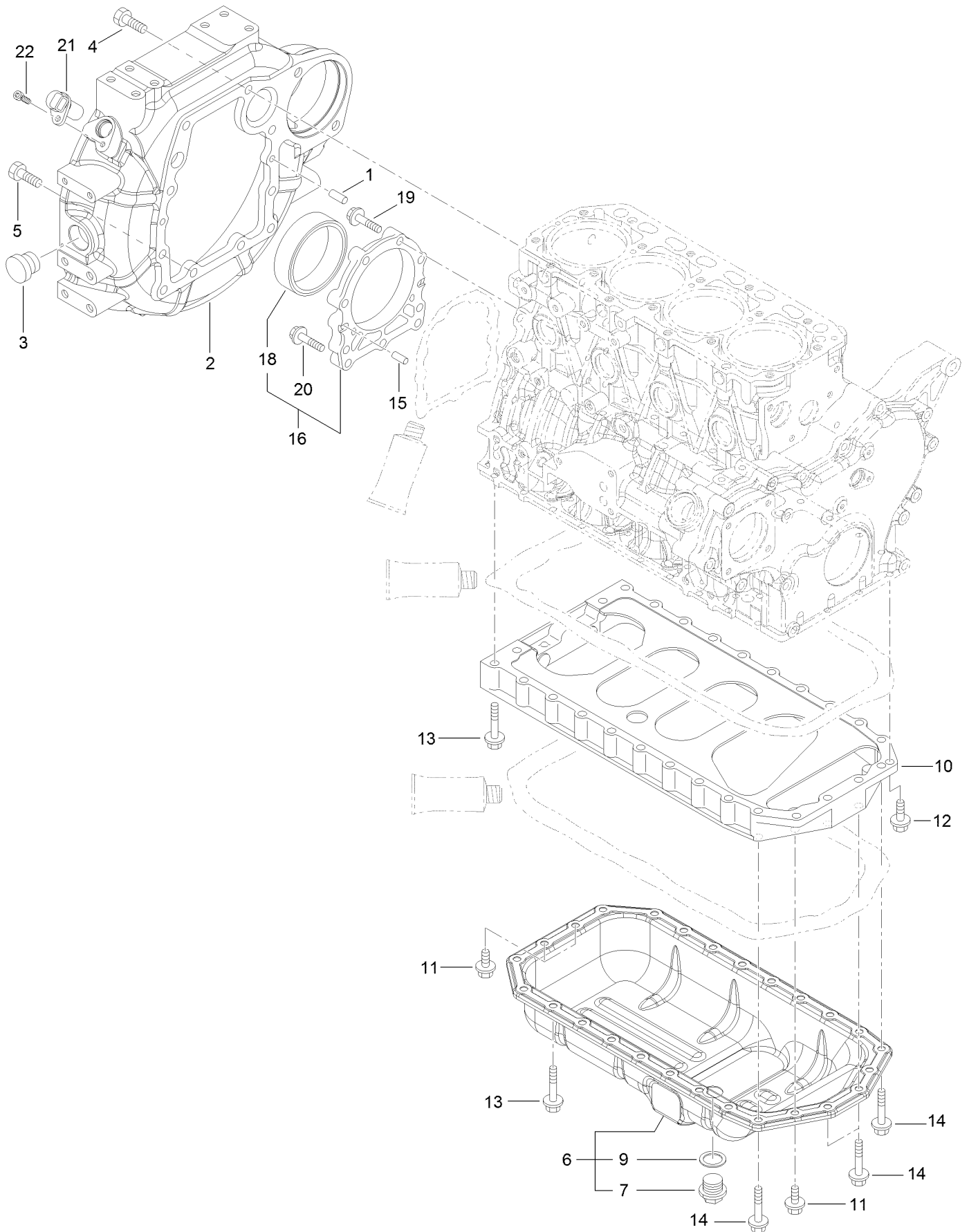


Gear Housing Assembly

<i>Ref.</i>	<i>Part Number</i>	<i>Qty.</i>	<i>Description</i>
1	127-3023	1	Case-Gear
2	125-6995	2	Pin
3	125-6972	1	Cover-Filler
4	125-7107	2	Pipe
5	125-6909	2	O-Ring
6	127-2973	1	O-Ring
7	125-7197	1	O-Ring
8	125-7214	3	Bolt
9	127-3024	1	Gearcase Cover ASM

<i>Ref.</i>	<i>Part Number</i>	<i>Qty.</i>	<i>Description</i>
11	125-6944	1	Seal-Oil
12	125-6977	1	Cover
13	125-7174	1	Washer-Seal
14	125-7214	4	Bolt
15	125-7217	1	Bolt
16	125-7218	7	Bolt
17	125-7222	3	Bolt
18	125-7224	4	Bolt

Flywheel Housing and Oil Sump Assembly



Flywheel Housing and Oil Sump Assembly (continued)

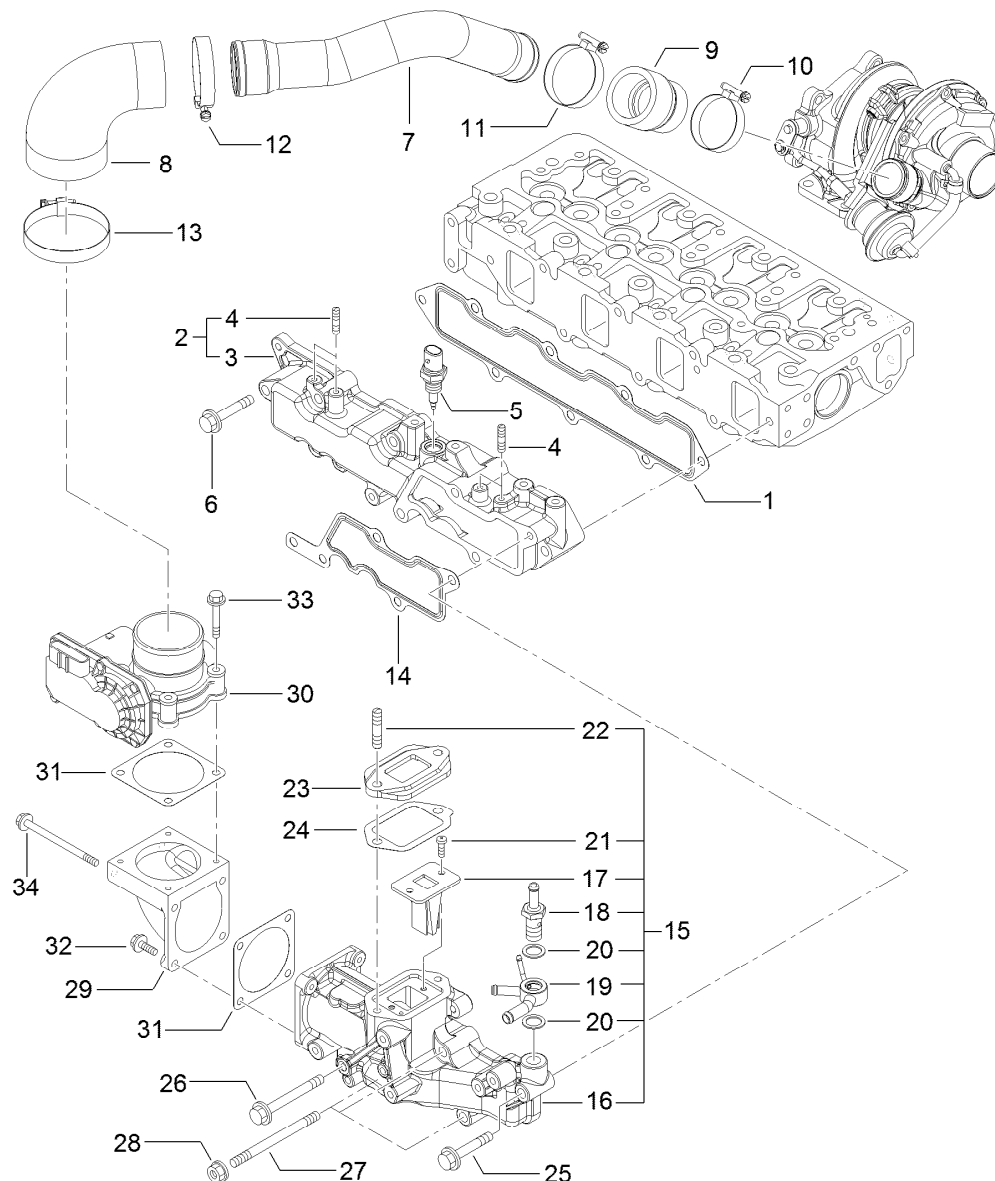
<i>Ref.</i>	<i>Part Number</i>	<i>Qty.</i>	<i>Description</i>	<i>Ref.</i>	<i>Part Number</i>	<i>Qty.</i>	<i>Description</i>
1	125-6995	2	Pin	12	125-7215	2	Bolt
2	127-3025	1	Housing-Flywheel	13	125-7219	20	Bolt
3	125-6910	1	Cap	14	125-7220	4	Bolt
4	125-7226	6	Bolt	15	125-6995	2	Pin
5	125-7227	4	Bolt	16	125-6996	1	Case ASM
6	125-7241	1	Oil Sump ASM	18	125-7106	1	Seal-Oil
7	125-6912	1	Plug-Drain	19	125-7045	6	Bolt
9	125-7177	1	Washer-Seal	20	125-7217	3	Bolt
10	125-7035	1	Spacer	21	127-3062	1	Sensor-Rev, Flywheel
11	125-7214	4	Bolt	22	127-3184	1	Bolt

Cylinder Head and Cover Assembly



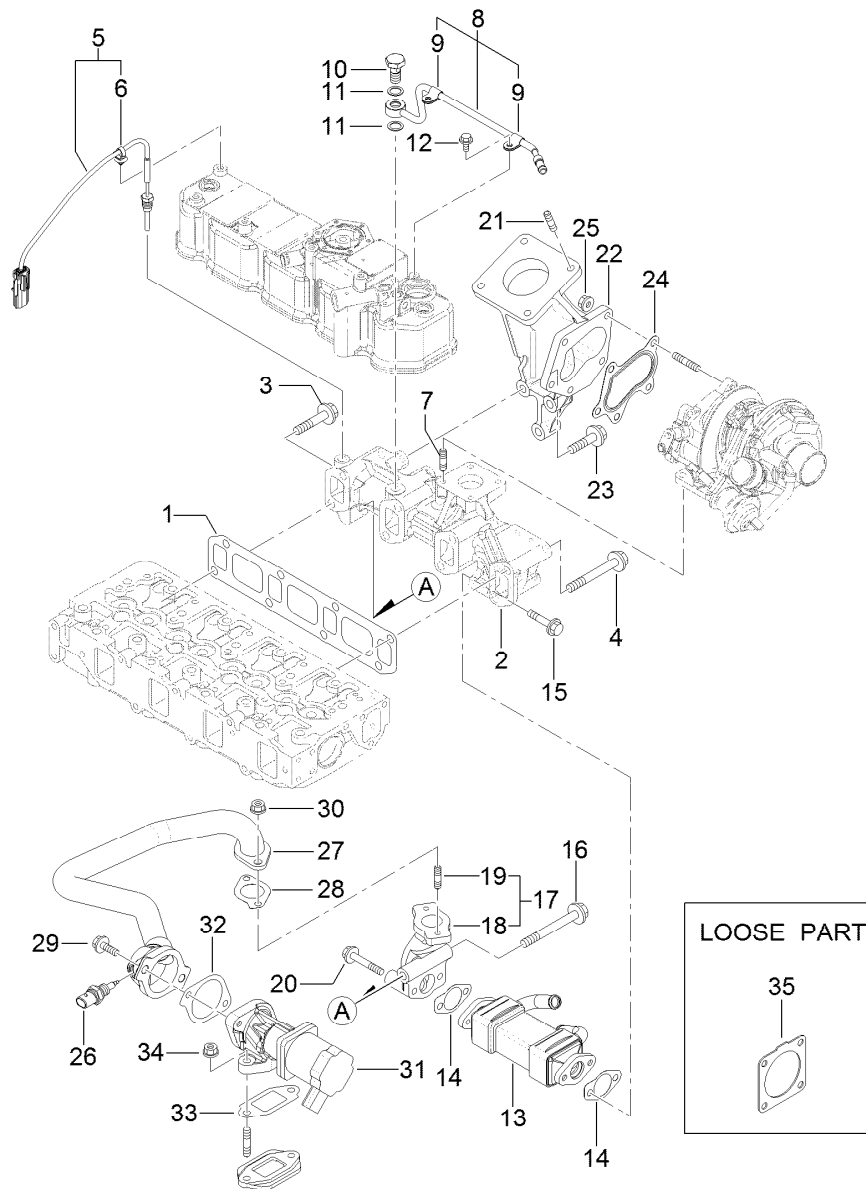
Cylinder Head and Cover Assembly (continued)

<i>Ref.</i>	<i>Part Number</i>	<i>Qty.</i>	<i>Description</i>	<i>Ref.</i>	<i>Part Number</i>	<i>Qty.</i>	<i>Description</i>
1	127-3005	1	Shaft ASM	42	125-6961	1	Plate-Breather
2	127-3006	1	Shaft	43	125-6962	1	Spring-Diaphragm
4	127-2974	2	Support	45	127-3106	1	Gasket-Cover
5	127-2975	3	Support	46	127-3026	1	Joint
6	127-2995	4	Spring	47	125-6994	1	Spring
7	127-2989	8	Arm-Rocker	48	127-3029	1	Sensor-Pressure
8	125-7013	8	Screw-Adjust, Valve	49	127-3032	2	O Ring-Sensor, Pressure
10	125-7014	8	Nut	50	127-3040	1	Hose ASM
11	127-3183	3	Stud	52	127-3041	2	Clip-Hose
12	127-2996	8	Cap-Valve	53	125-6913	1	Plug
13	127-3132	1	Cylinder Head ASM	54	125-7186	4	Screw
21	125-7240	2	Plug	55	125-7186	6	Screw
22	127-2990	4	Valve	56	125-7186	1	Screw
23	127-3012	8	Spring	57	127-3184	2	Bolt
24	127-2994	4	Valve	58	125-6974	3	Knob
25	127-3013	8	Retainer-Spring	59	127-2978	1	Plug
26	127-2986	4	Seal-Stem, Valve	60	93-0418	3	O-Ring
27	127-3027	4	Seal-Stem, Valve	61	127-3128	1	Joint-Breather
28	127-3186	8	Pin-Cotter	62	127-3129	1	Breather Hose ASM
30	127-3021	4	Gasket-Injector	64	125-7040	2	Clip-Hose
31	127-3028	4	Retainer-Injector	66	127-3133	1	Hose-Intake
32	127-2980	4	Washer-Injector	67	127-3030	1	Sensor-Temp, Air
33	125-7184	2	Pin-Spring	68	127-3033	1	O-Ring
34	125-7215	3	Bolt	69	125-7190	2	Clamp-Hose
35	125-7217	4	Bolt	70	125-7208	1	Bolt
36	125-7220	7	Bolt	71	127-3130	1	Lifter-Engine
37	127-3131	1	Cylinder Head Cover ASM	72	125-7214	2	Bolt
38	127-2988	1	Plate	73	127-2991	4	Plug-Glow
39	125-7012	1	Baffle	74	127-3123	1	Connector-Glow Plug
40	125-6959	1	Diaphragm	75	127-2979	4	Guide
41	125-6960	1	Plate	76	127-2997	4	Guide-Valve



Suction Manifold Assembly

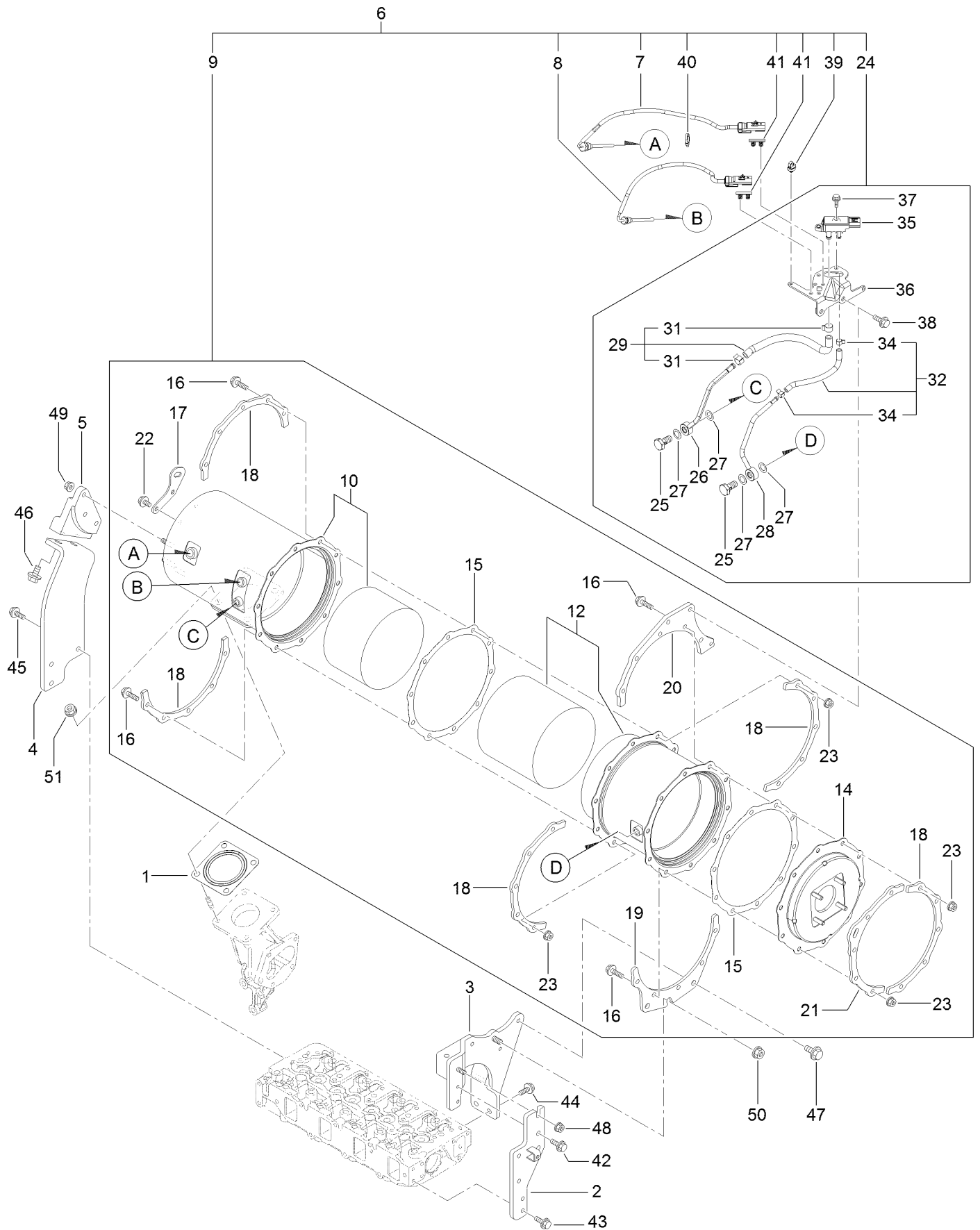
Ref.	Part Number	Qty.	Description	Ref.	Part Number	Qty.	Description
1	127-3107	1	Gasket-Manifold, Intake	18	127-3080	1	Joint-Hose
2	127-3135	1	Intake Manifold ASM	19	127-3081	1	Joint-Hose
3	127-3134	1	Manifold-Intake	20	127-3166	2	Washer-Seal
4	127-3180	4	Stud	21	127-3168	2	Screw
5	127-3031	1	Sensor-Temp, Air	22	127-3181	2	Stud
6	125-7220	5	Bolt	23	127-3045	1	Spacer-Valve, E G R
7	127-3152	1	Duct-Suction	24	127-3046	1	Gasket-E G R
8	127-3096	1	Joint-Rubber	25	125-7220	1	Bolt
9	127-3153	1	Joint-Rubber	26	127-3178	1	Bolt
10	125-7189	1	Clamp-Hose	27	127-3182	3	Stud
11	127-3170	1	Clamp-Hose	28	125-7229	3	Nut
12	125-7190	1	Clamp-Hose	29	127-3035	1	Bend-Inlet
13	127-3171	1	Clamp-Hose	30	127-3036	1	Body-Throttle
14	127-3034	1	Gasket-Collector	31	127-3037	2	Gasket-Throttle
15	127-3093	1	Intake Collector ASM	32	125-7209	2	Gasket
16	127-3092	1	Collector-Intake	33	125-7211	4	Bolt
17	127-3139	1	Valve-Reed	34	127-3177	2	Bolt



Exhaust Manifold Assembly

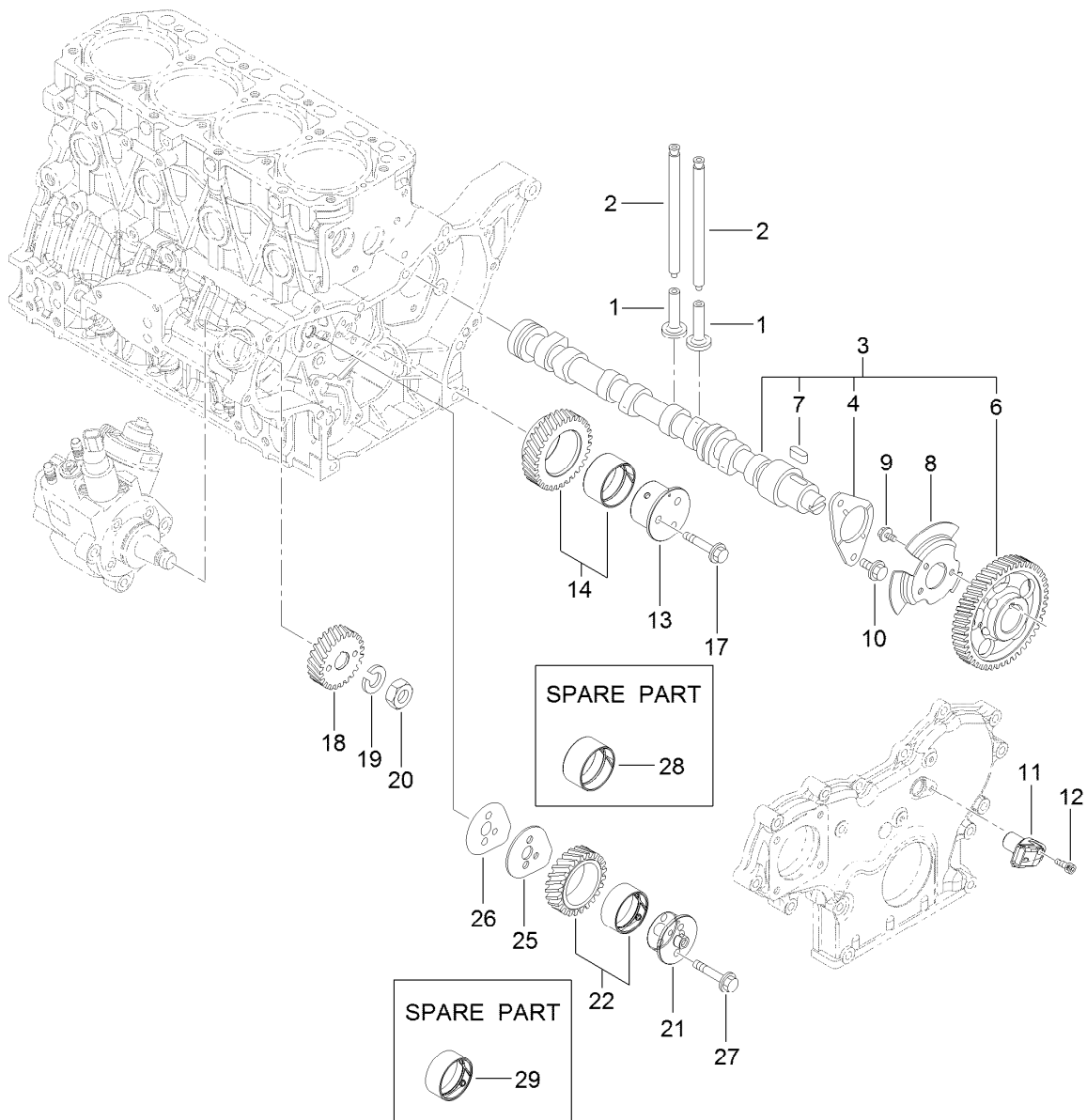
Ref.	Part Number	Qty.	Description	Ref.	Part Number	Qty.	Description
1	127-3108	1	Gasket-Manifold, Exhaust	19	125-7043	2	Stud
2	127-3136	1	Manifold-Exhaust	20	125-7220	2	Bolt
3	127-3094	1	Bolt	21	127-2984	4	Stud
4	127-3044	7	Bolt-M10	22	127-3137	1	Pipe-Exhaust
5	127-3140	1	Sensor-Temp, Exhaust	23	127-3138	3	Bolt-Flange
6	127-3087	1	Band-Clip	24	125-7071	1	Gasket
7	125-7043	4	Stud	25	125-7229	5	Nut
8	127-3038	1	Exhaust Pipe ASM	26	127-3047	1	Sensor-Gas Temp, E G R
9	127-3173	2	Clamp	27	127-3109	1	E G R Pipe ASM
10	127-3039	1	Bolt-Joint, Pipe	28	127-3016	1	Gasket
11	127-3174	2	Gasket	29	125-7215	2	Bolt
12	125-7206	2	Bolt	30	125-7229	2	Nut
13	127-3042	1	Cooler-E G R	31	127-3110	1	Valve-E G R
14	127-3043	2	Gasket-Cooler, E G R	32	127-3050	1	Gasket-Intake Valve, E G R
15	127-2976	2	Bolt	33	127-3051	1	Gasket-Out Valve, E G R
16	127-3022	1	Bolt-Flange	34	125-7229	2	Nut
17	127-3048	1	E G R Pipe ASM	35	127-3019	1	Gasket
18	127-3049	1	Pipe-Out, E G R				

Diesel Particulate Filter Assembly



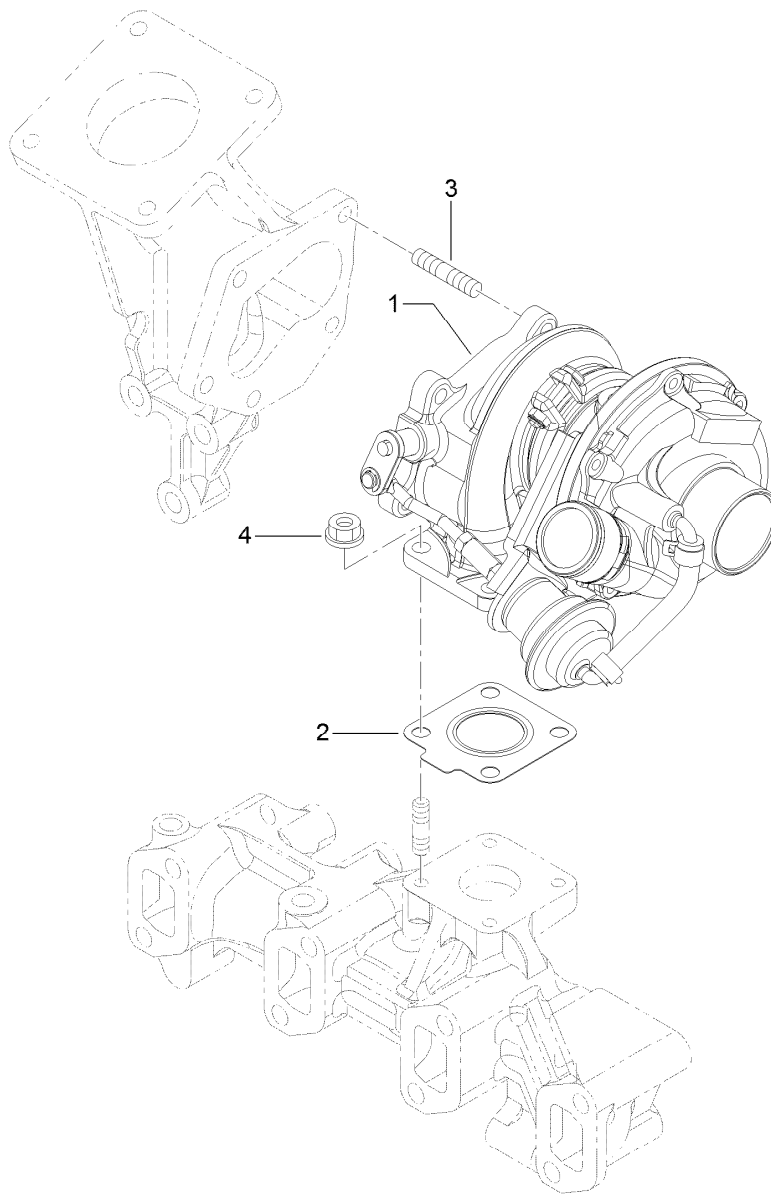
Diesel Particulate Filter Assembly (continued)

<i>Ref.</i>	<i>Part Number</i>	<i>Qty.</i>	<i>Description</i>	<i>Ref.</i>	<i>Part Number</i>	<i>Qty.</i>	<i>Description</i>
1	127-2987	1	Gasket-Silencer	27	127-3056	4	Gasket-Sensor
2	127-3095	1	Stay-D P F	28	127-3165	1	Exhaust Pressure Pipe ASM
3	127-3148	1	Stay- D P F	29	127-3114	1	Exhaust Hose ASM
4	127-3149	1	Stay-D P F	31	127-3057	2	Clip-Hose
5	127-3150	1	Stay-D P F	32	127-3059	1	Exhaust Pressure Hose ASM
6	127-3159	1	D P F Unit	34	127-3058	2	Clip-Hose
7	127-4764	1	Sensor-Temp, Exhaust	35	127-3060	1	Sensor-Pressure
8	127-3112	1	Sensor-Temp, Exhaust	36	127-3061	1	Bracket-Sensor, Pressure
9	127-3157	1	D P F ASM	37	125-7208	2	Bolt
10	127-3141	1	Case-Doc	38	125-7595	2	Bolt
12	127-3142R	1	Case-Filter, Soot-Recon	39	127-3087	1	Band-Clip
12	127-3142	1	Case-Filter, Soot	40	127-3124	1	Band
14	127-3143	1	Flange-Outlet	41	127-3088	2	Clip-Connector
15	127-3162	2	Gasket-D P F	42	125-7595	2	Bolt
16	127-3055	20	Bolt	43	125-7595	2	Bolt
17	127-3144	1	Lifter-D P F	44	125-7595	2	Bolt
18	127-3145	5	Stiffener-D P F, A	45	125-7595	3	Bolt
19	127-3146	1	Stiffener-D P F, B	46	127-3179	2	Bolt
20	127-3158	1	Stiffener-D P F, D	47	127-3179	2	Bolt
21	127-3147	1	Stiffener-D P F, C	48	125-7229	1	Nut
22	125-7213	2	Bolt	49	125-7229	3	Nut
23	125-7229	20	Nut	50	125-7230	1	Nut
24	127-3163	1	Pressure Sensor Unit	51	125-7230	4	Nut
25	127-3039	2	Bolt-Joint, Pipe				
26	127-3164	1	Exhaust Pressure Pipe ASM				



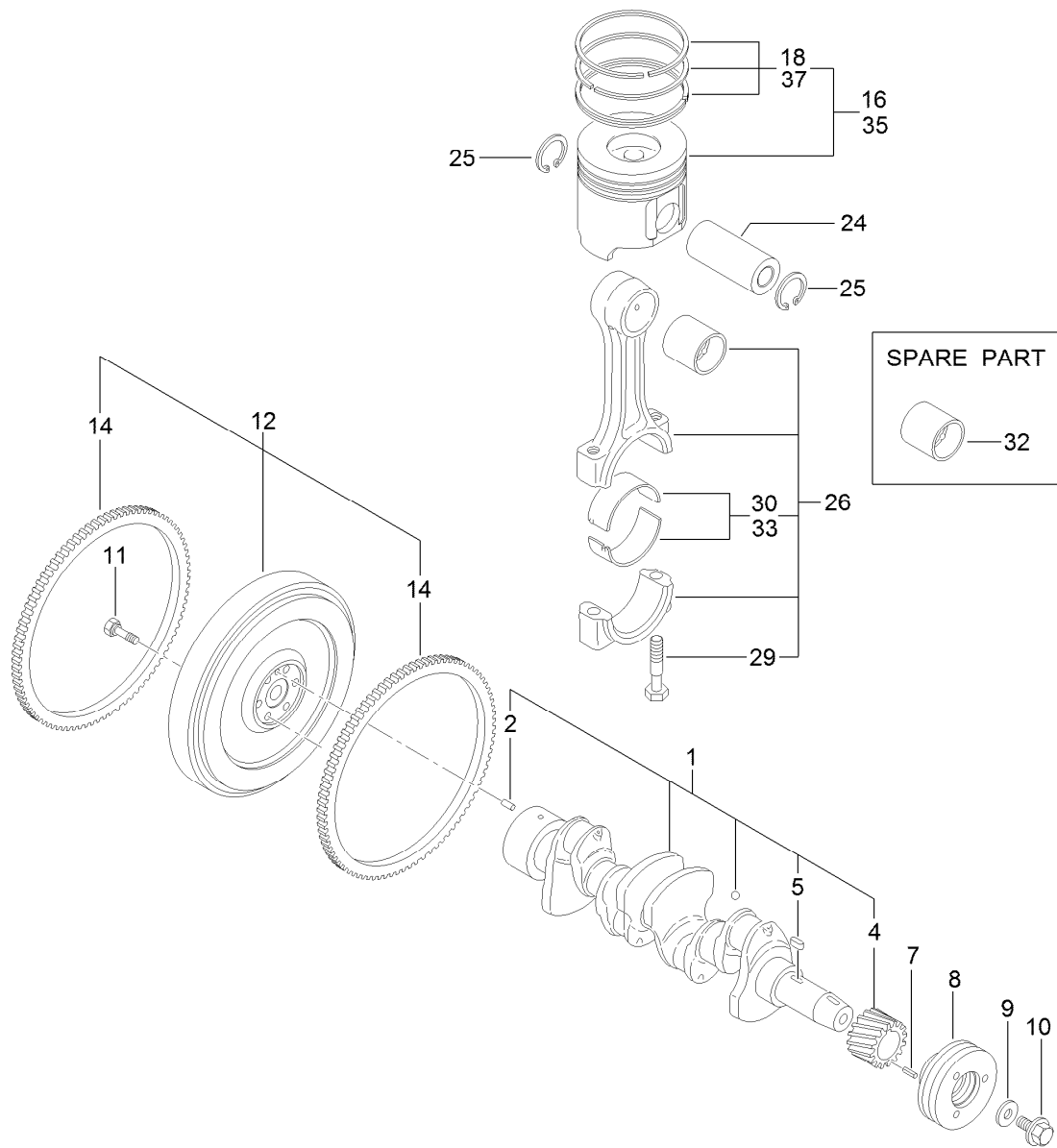
Camshaft and Driving Gear Assembly

<i>Ref.</i>	<i>Part Number</i>	<i>Qty.</i>	<i>Description</i>	<i>Ref.</i>	<i>Part Number</i>	<i>Qty.</i>	<i>Description</i>
1	125-7016	8	Tappet	14	127-3066	1	Idle Gear A ASM
2	125-7017	8	Rod-Push	17	125-7219	3	Bolt
3	127-3113	1	Camshaft ASM	18	127-3070	1	Gear-Pump, Supply
4	125-7008	1	Metal-Thrust	19	127-3167	1	Washer-Spring
6	127-3052	1	Gear-Camshaft	20	127-3185	1	Nut-Lock
7	125-7185	1	Key	21	127-3064	1	Shaft-Idle, Gear B
8	127-3053	1	Pulser-Camshaft	22	127-3067	1	Idle Gear B ASM
9	125-7205	3	Bolt	25	127-3068	1	Plate-Idle, Shaft
10	125-7213	2	Bolt	26	127-3069	1	Gasket-Idle, Shaft B
11	127-3054	1	Sensor-Rev, Gear	27	125-7218	2	Bolt
12	127-3184	1	Bolt	28	125-6927	1	Bushing
13	127-3063	1	Shaft-Idle, Gear A	29	127-3065	1	Bushing



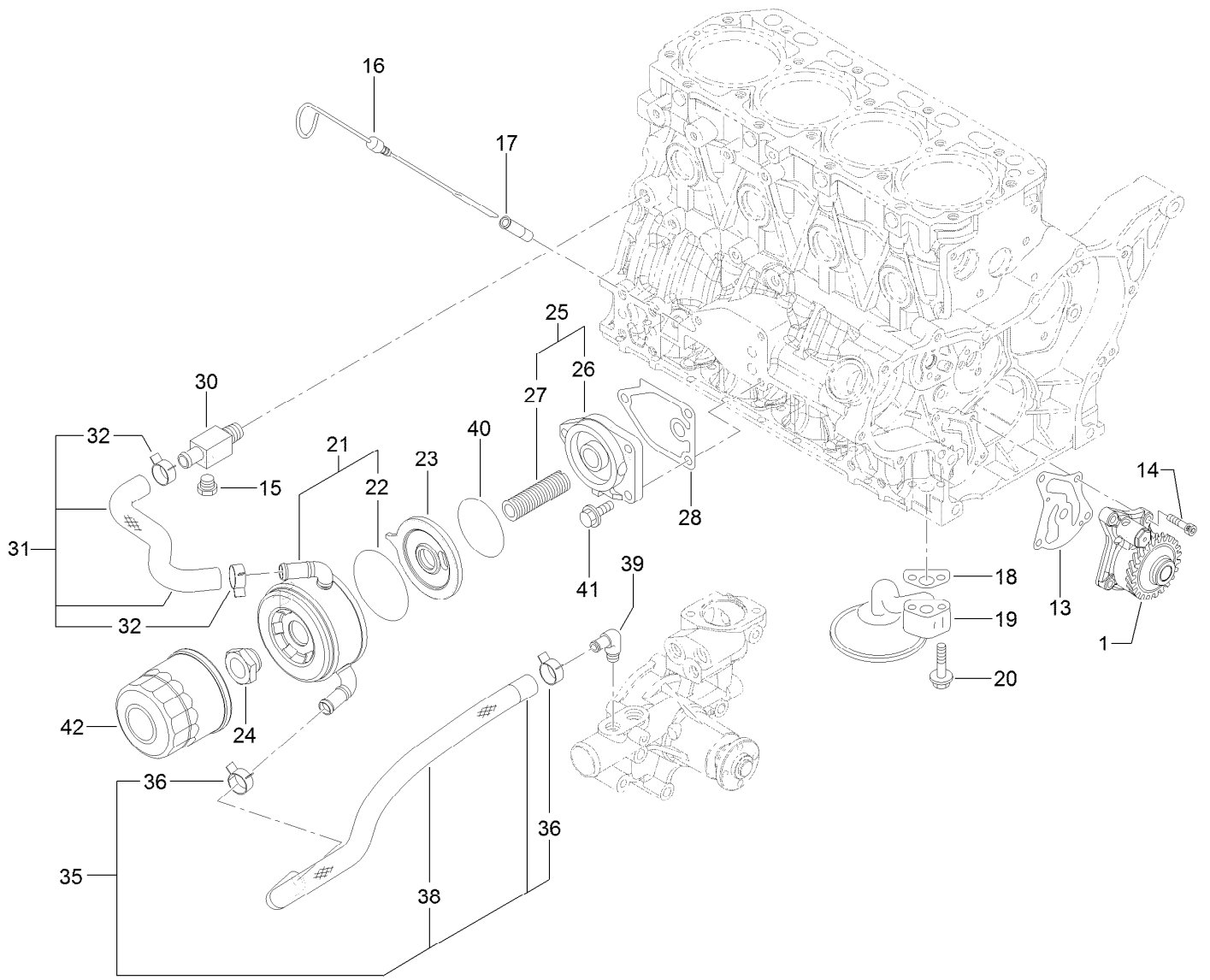
Turbine Assembly

<i>Ref.</i>	<i>Part Number</i>	<i>Qty.</i>	<i>Description</i>
1	127-3151	1	Turbine ASM
2	125-7070	1	Gasket
3	125-6906	5	Stud
4	125-7229	4	Nut



Crankshaft and Piston Assembly

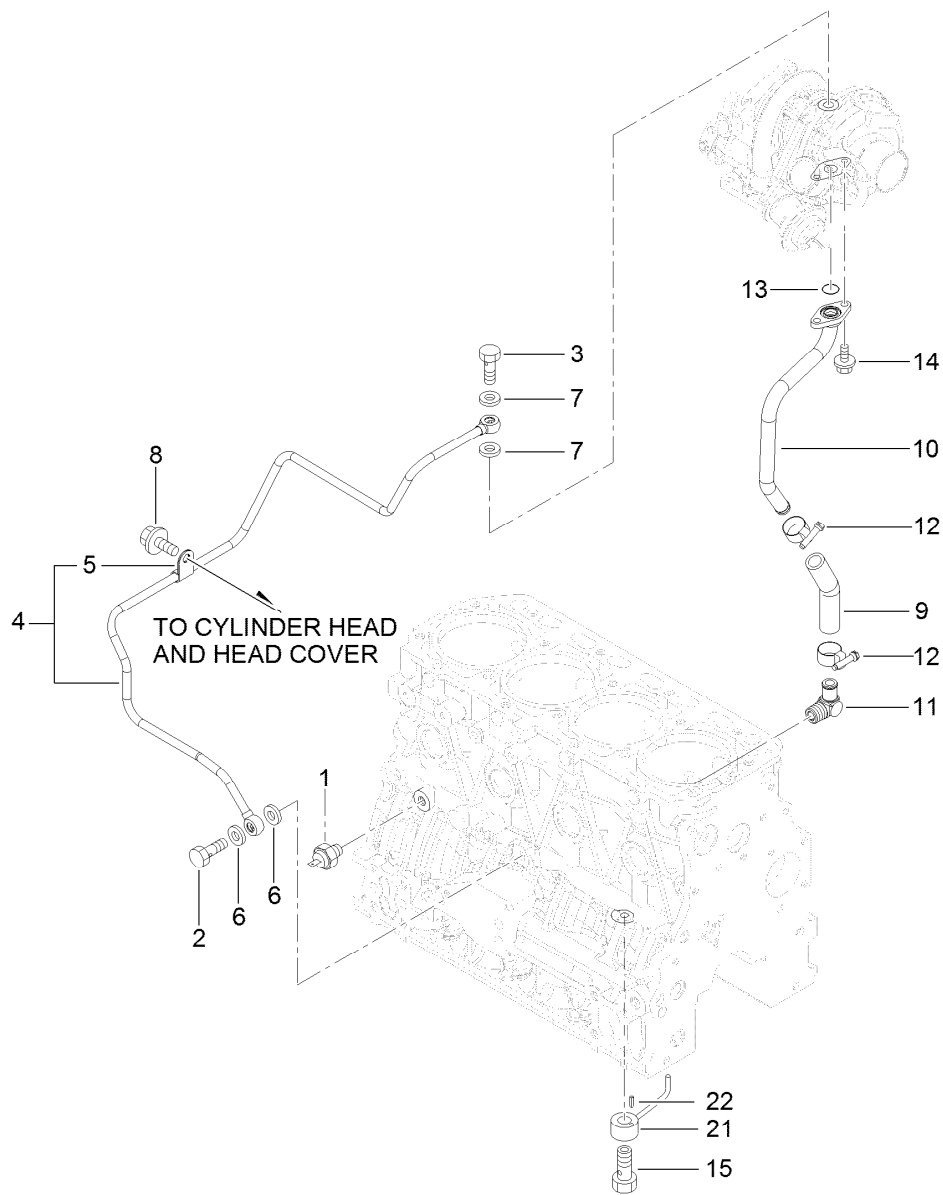
Ref.	Part Number	Qty.	Description	Ref.	Part Number	Qty.	Description
1	125-7091	1	Crankshaft ASM	16	127-3097	4	Piston ASM
2	125-6995	1	Pin	18	127-3098	4	Piston Ring ASM
4	125-6937	1	Gear	24	125-7030	4	Pin
5	125-7185	1	Key	25	125-7180	8	Ring
7	125-7182	1	Pin-Spring	26	125-7242	4	Connecting Rod ASM
8	125-6925	1	V-Pulley	29	125-6955	8	Bolt
9	125-7109	1	Washer	30	125-7018	4	Pin-Crank
10	125-6956	1	Bolt	32	125-6997	4	Pin-Piston
11	125-6951	6	Bolt	33	125-7019	4	Pin-Crank (.25)
12	127-3160	1	Flywheel ASM	35	127-3099	4	Piston ASM (0.25 O.S.)
14	125-6943	1	Gear	37	127-3100	4	Piston Ring ASM (0.25 O.S.)



Lubrication and Oil System Assembly

Ref.	Part Number	Qty.	Description
1	127-3101	1	Oil Lube Pump ASM
13	127-3004	1	Gasket
14	125-7232	4	Bolt
15	125-7171	1	Plug-Drain
16	125-6987	1	Dipstick
17	125-6954	1	Guide-Dipstick
18	125-7022	1	Gasket
19	125-7023	1	Pipe ASM
20	125-7217	2	Bolt
21	127-3014	1	Cooler ASM
22	127-2985	1	O-Ring
23	127-3015	1	Bracket-Cooler
24	125-7041	1	Nut-Cooler, Oil
25	127-3009	1	Bracket ASM

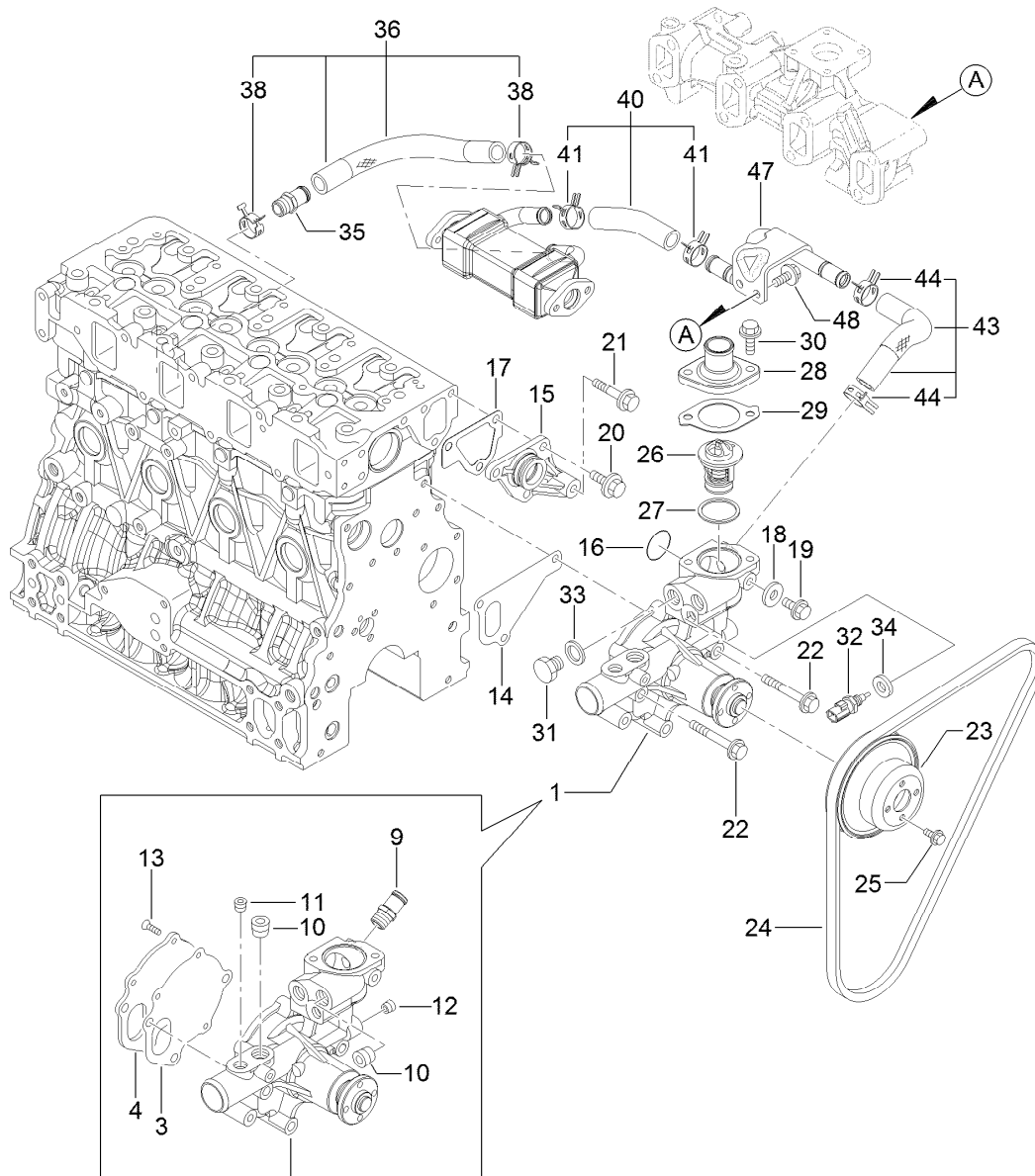
Ref.	Part Number	Qty.	Description
26	125-6930	1	Bracket
27	127-3010	1	Stud
28	125-7024	1	Gasket
30	125-6990	1	Joint
31	127-3102	1	Pipe-Cooling, Water
32	125-7162	2	Clip
35	127-3103	1	Hose-Cooling, Water
36	125-7162	2	Clip
38	127-3007	1	Tube
39	125-7001	1	Elbow
40	127-3176	1	O-Ring
41	125-7595	3	Bolt
42	125-7025	1	Filter-Engine



Lubrication Oil Line Assembly

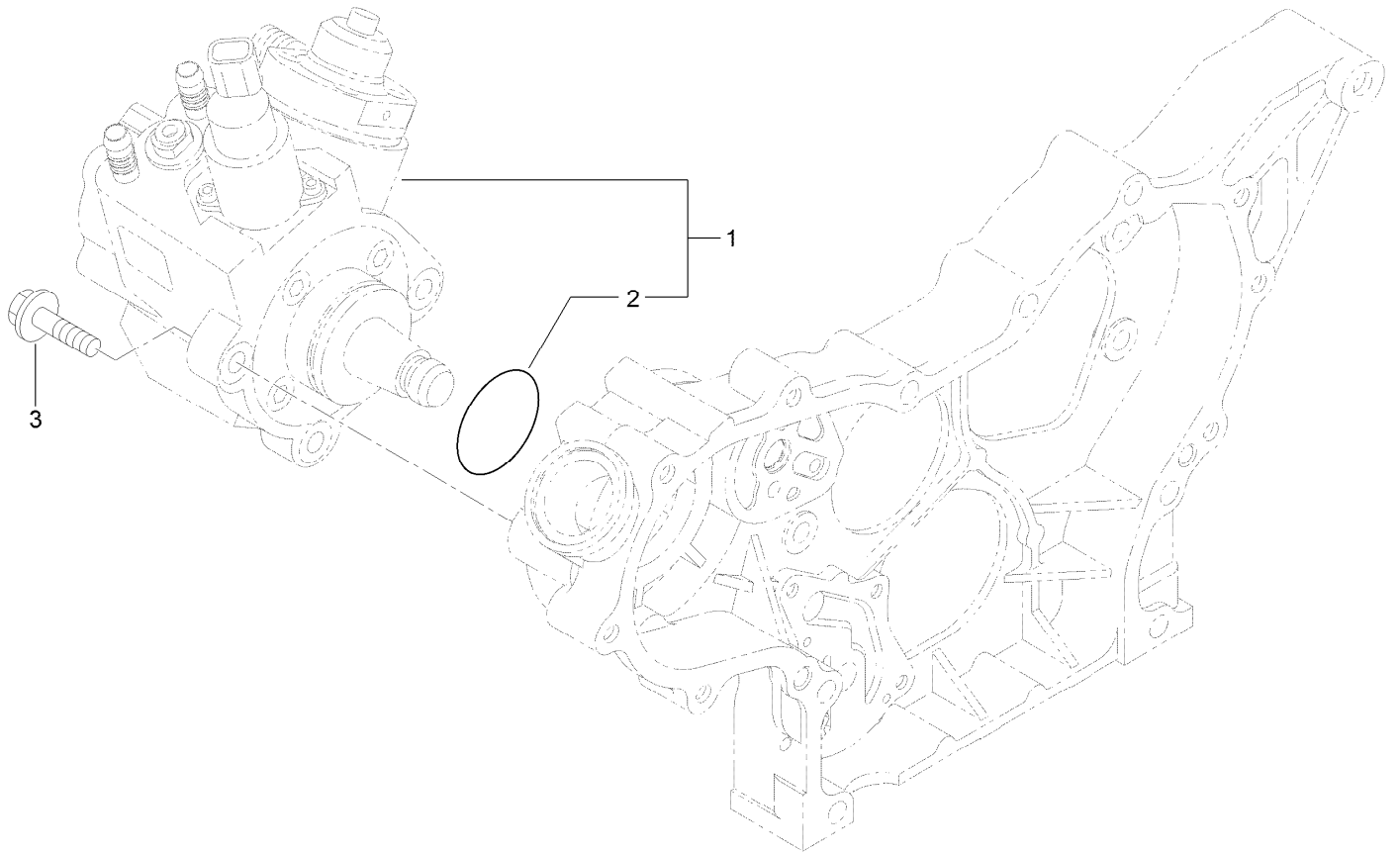
Ref.	Part Number	Qty.	Description
1	125-6918	1	Switch-Oil
2	125-6975	1	Bolt-Joint, Pipe
3	125-6952	1	Bolt-Joint, Pipe
4	127-3154	1	Lube Oil Pipe ASM
5	125-6976	1	Retainer
6	125-7175	2	Washer-Seal
7	125-7193	2	Gasket
8	93-0362	1	Bolt
9	127-2992	1	Joint

Ref.	Part Number	Qty.	Description
10	127-3155	1	Pipe-Lube, Oil
11	127-3003	1	Elbow
12	127-3169	2	Clamp-Hose
13	125-7198	1	O-Ring
14	125-7208	2	Bolt
15	125-7105	4	Check Valve ASM
21	125-7098	4	Nozzle
22	125-7182	4	Pin-Spring



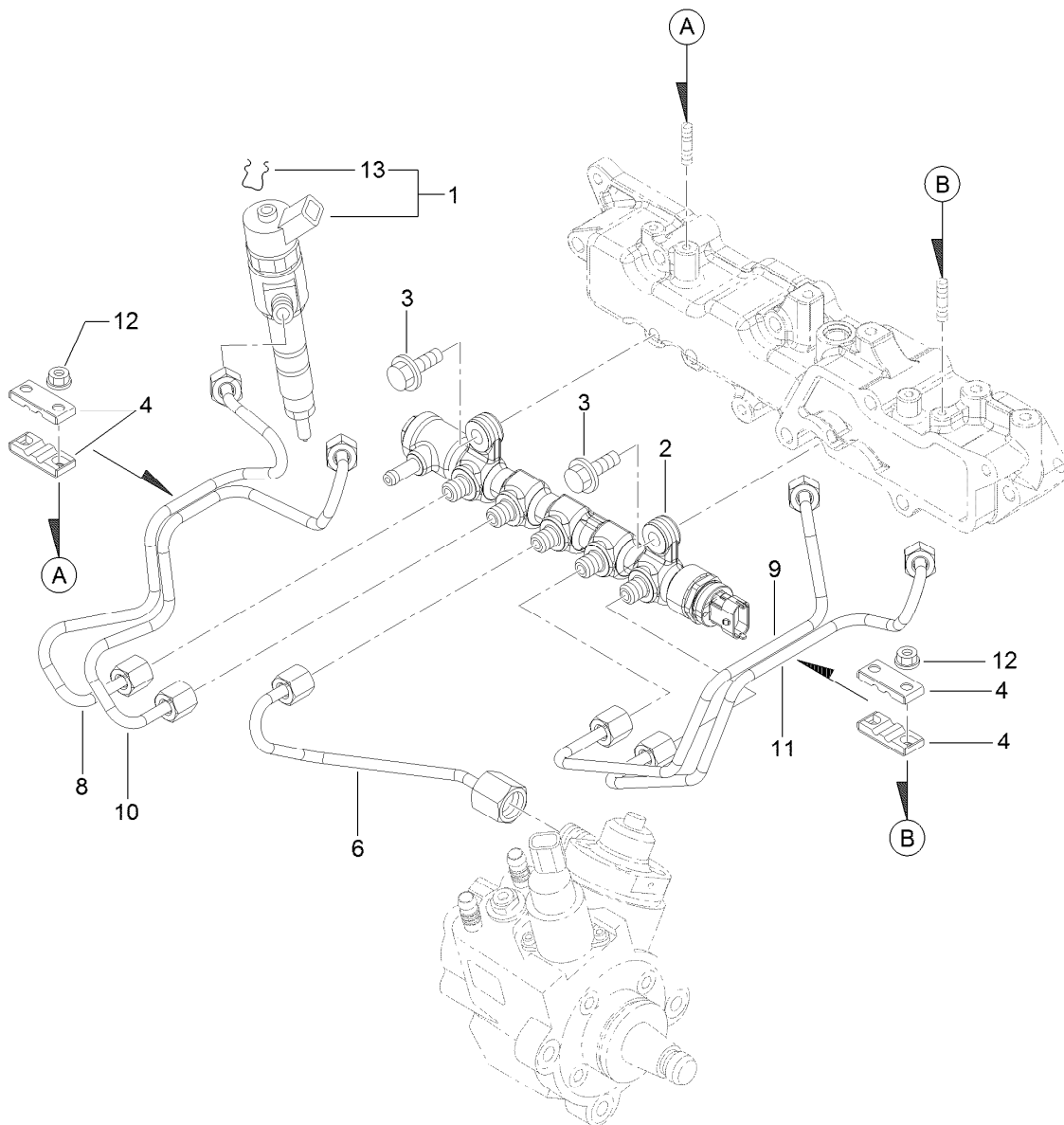
Cooling Water System Assembly

Ref.	Part Number	Qty.	Description	Ref.	Part Number	Qty.	Description
1	127-3071	1	Water Pump ASM	25	125-7206	4	Bolt
3	125-6998	1	Gasket	26	125-7029	1	Thermostat
4	125-6999	1	Plate	27	125-7026	1	Gasket
9	127-3017	1	Joint	28	125-7034	1	Cover
10	125-7123	2	Plug	29	125-7110	1	Gasket
11	127-3175	1	Plug	30	125-7594	2	Bolt
12	125-7195	1	Plug	31	125-6953	1	Plug
13	125-7234	3	Screw	32	125-7124	1	Sensor-Thermostat, CW
14	125-7047	1	Gasket	33	125-6979	1	Gasket
15	125-6986	1	Joint	34	125-7176	1	Washer-Seal
16	125-7048	1	O-Ring	35	127-3017	1	Joint
17	125-6978	1	Gasket	36	127-3072	1	Water In Pipe ASM
18	125-7192	1	Gasket	38	127-3020	2	Clip-Hose
19	93-0362	1	Bolt	40	127-3115	1	Water Out Pipe ASM
20	125-7214	3	Bolt	41	127-3020	2	Clip-Hose
21	125-7219	1	Bolt	43	127-3116	1	Water Out Pipe ASM
22	125-7222	3	Bolt	44	127-3020	2	Clip-Hose
23	125-7039	1	V-Pulley	47	127-3117	1	Pipe-Out, CW
24	127-2998	1	V-Belt	48	125-7214	2	Bolt



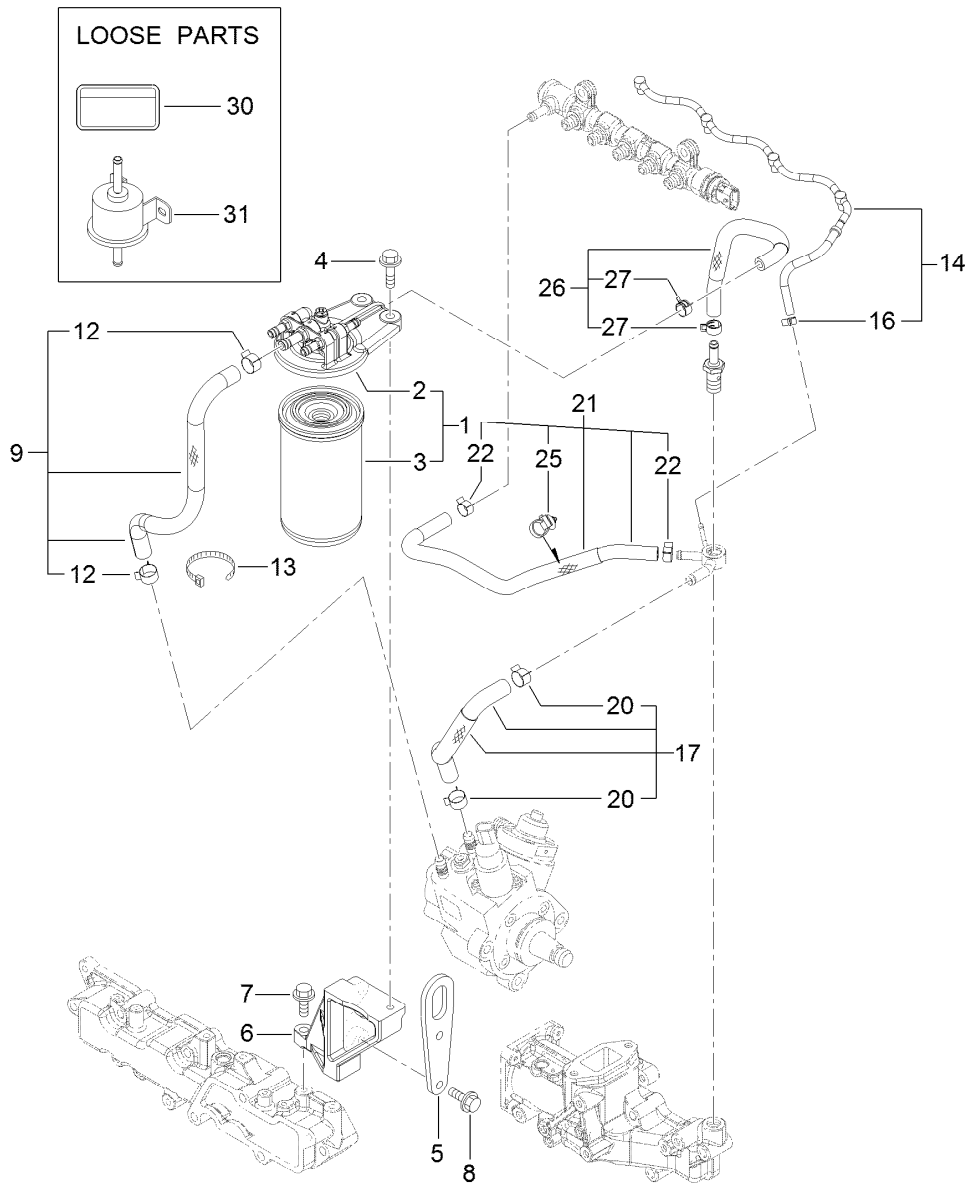
Fuel System Assembly

<i>Ref.</i>	<i>Part Number</i>	<i>Qty.</i>	<i>Description</i>
1	127-3073	1	Fuel Pump ASM
2	127-3074	1	O-Ring
3	125-7216	3	Bolt



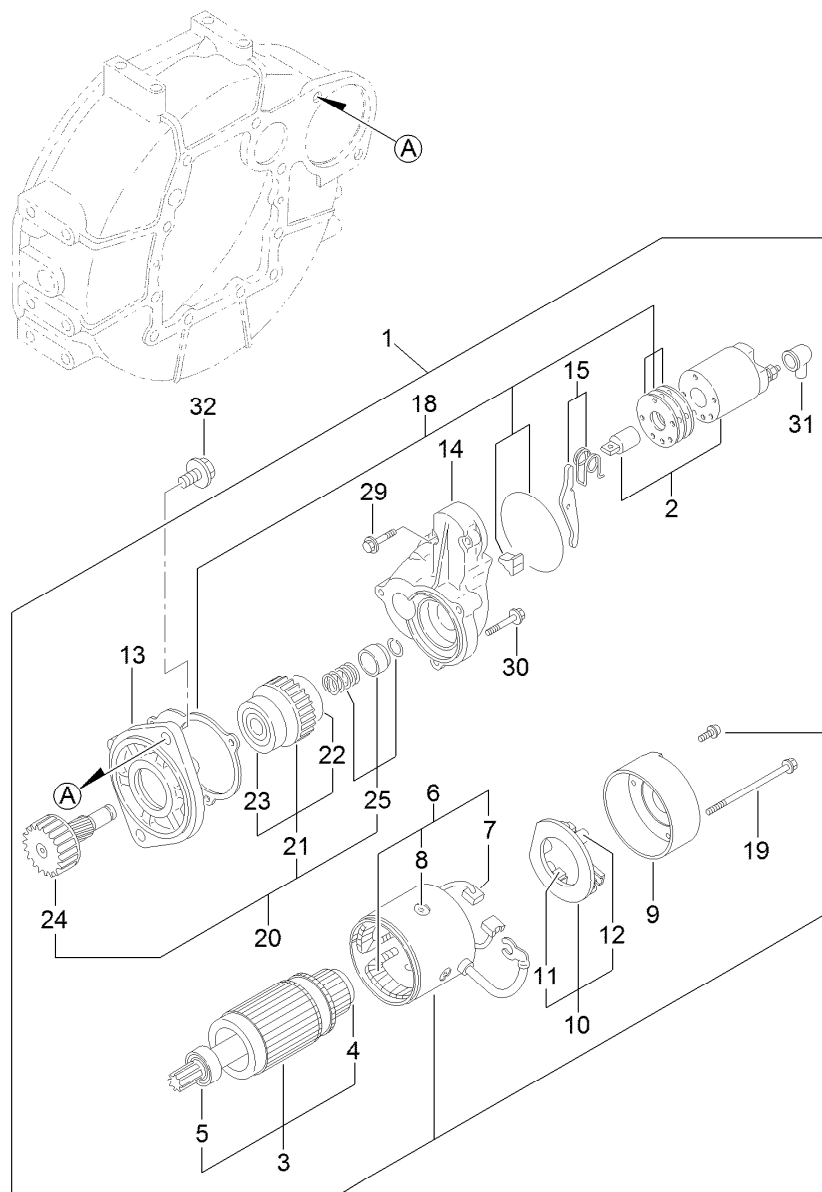
Fuel Injection Valve Assembly

Ref.	Part Number	Qty.	Description
1	127-3104	4	Injector ASM
2	127-3118	1	Rail ASM
3	125-7215	2	Bolt
4	127-2982	4	Retainer
6	127-3082	1	Rail In Pipe ASM
8	127-3121	1	Injection Pipe ASM
9	127-3083	1	Injection Pipe ASM
10	127-3122	1	Injection Pipe ASM
11	127-3084	1	Injection Pipe ASM
12	125-7231	4	Nut
13	130-7430	4	Ring-Retaining



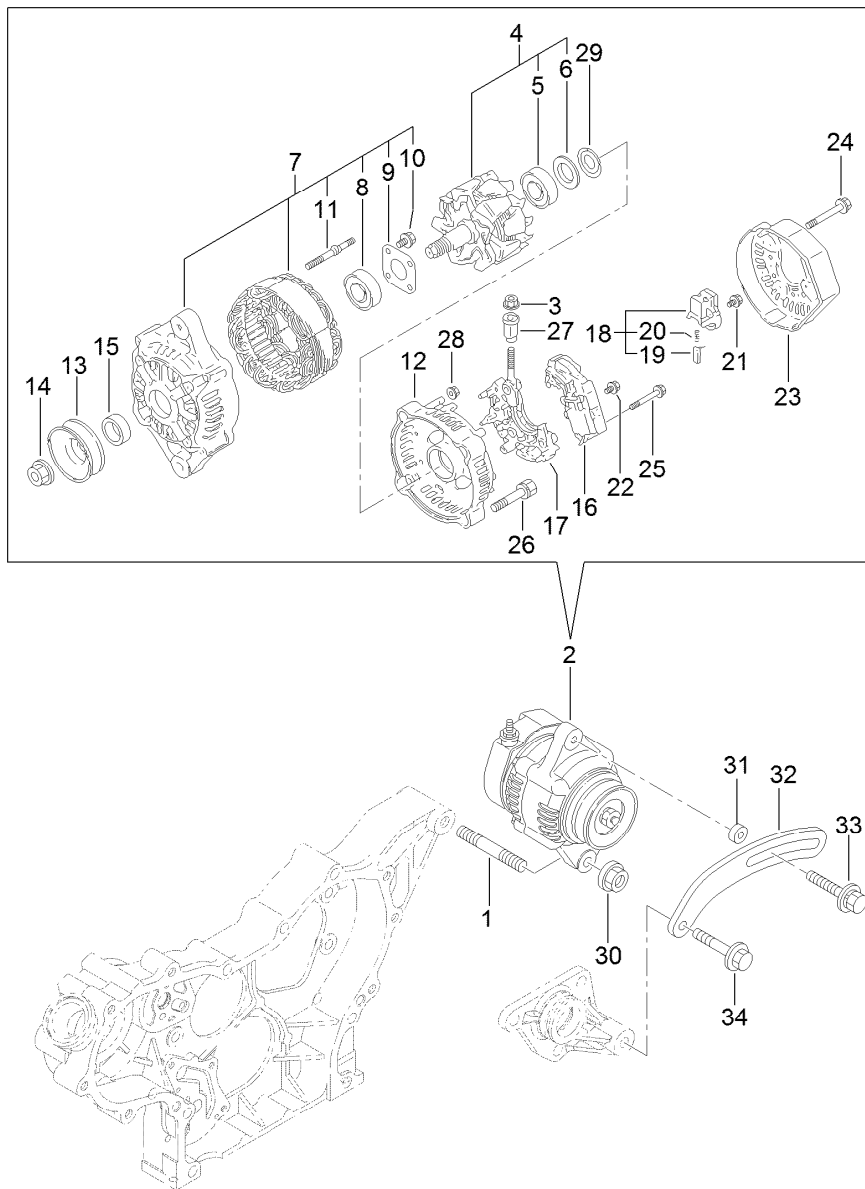
Fuel Line Assembly

<i>Ref.</i>	<i>Part Number</i>	<i>Qty.</i>	<i>Description</i>	<i>Ref.</i>	<i>Part Number</i>	<i>Qty.</i>	<i>Description</i>
1	127-3075	1	Fuel/Oil Filter ASM	14	138-7845	1	Return Pipe ASM
2	127-3076	1	Fuel/Oil Filter Bracket ASM	16	127-3172	1	Clamp-Hose
3	125-8752	1	Filter-Fuel/Oil	17	127-3078	1	Fuel Pipe ASM
4	125-7216	2	Bolt	20	125-7191	2	Clamp-Hose
5	127-3091	1	Lifter-Engine	21	127-3119	1	Fuel Pipe ASM
6	127-3105	1	Stay-Bracket, Filter	22	127-2950	2	Clip-Hose
7	125-7215	1	Bolt	25	127-3087	1	Band-Clip
8	125-7216	2	Bolt	26	127-3079	1	Fuel Pipe ASM
9	127-3077	1	Fuel Pipe ASM	27	127-2950	2	Clip-Hose
12	125-7191	2	Clamp-Hose	30	125-6900	1	Label-Caution, Fuel Oil
13	127-2981	1	Band	31	127-3008	1	Fuel Feed Pump ASM



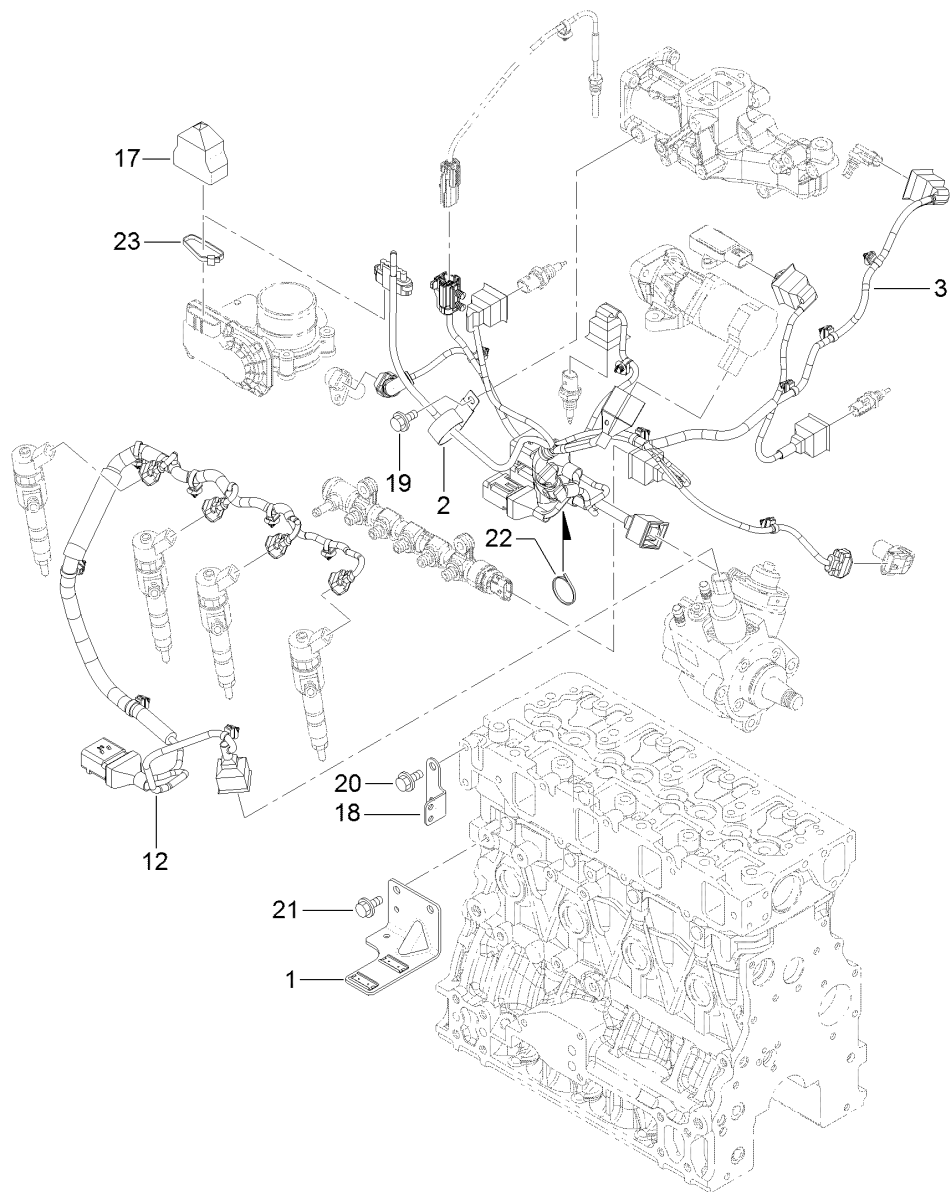
Starting Motor Assembly

<i>Ref.</i>	<i>Part Number</i>	<i>Qty.</i>	<i>Description</i>	<i>Ref.</i>	<i>Part Number</i>	<i>Qty.</i>	<i>Description</i>
1	125-7003	1	Starter	15	125-7165	1	Lever Set
2	125-7004	1	Switch ASM	18	125-7037	1	Dust Cover ASM
3	125-7112	1	Armature ASM	19	125-7117	2	Bolt-Through
4	125-7252	1	Bearing-Ball	20	125-7166	1	Pinion ASM
5	125-7249	1	Bearing, Ball	21	125-7250	1	Clutch ASM
6	125-7113	1	Field Coil ASM	22	125-7251	1	Bearing-Ball
7	125-7114	2	Brush	23	125-7253	1	Bearing-Ball
8	125-7163	4	Screw	24	125-7167	1	Shaft
9	125-7115	1	Cover	25	125-7168	1	Stopper Set
10	125-7116	1	Brush Holder ASM	29	125-7210	2	Bolt
11	125-7114	2	Brush	30	125-7211	3	Bolt
12	125-7036	4	Spring	31	125-7169	1	Cover
13	125-7164	1	Case-Gear	32	125-7225	2	Bolt
14	125-7005	1	Housing				



Generator Assembly

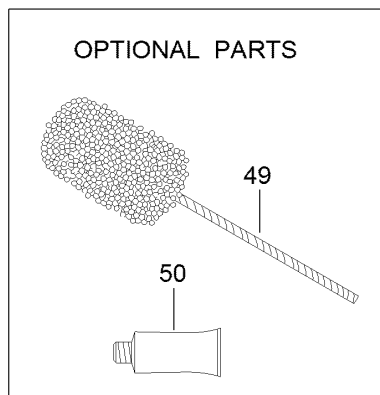
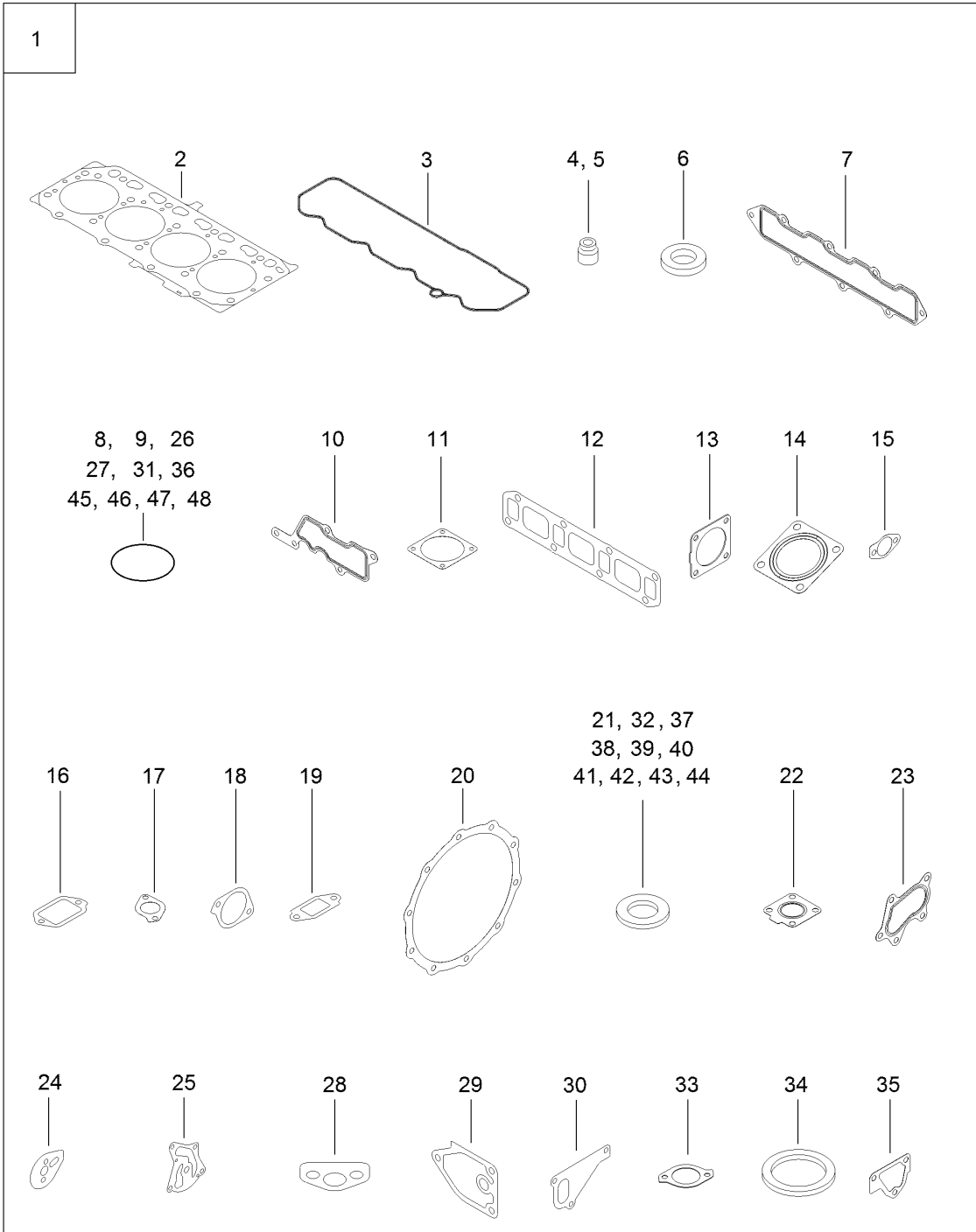
Ref.	Part Number	Qty.	Description	Ref.	Part Number	Qty.	Description
1	127-3011	1	Stud	18	127-2993	1	Holder
2	125-7120	1	Alternator-12V	19	127-2956	2	Brush ASM
3	127-3190	1	Nut	20	127-2964	2	Spring
4	127-2951	1	Rotor ASM	21	127-2965	6	Screw
5	127-2983	1	Bearing-Ball	22	127-2966	1	Screw
6	127-2962	1	Cover	23	127-2999	1	Cover
7	127-2952	1	Frame ASM	24	127-2967	3	Bolt
8	127-2958	1	Bearing-Ball	25	127-2968	2	Screw
9	127-2959	1	Plate-Retainer	26	127-2969	2	Bolt
10	127-2960	4	Screw	27	127-2970	1	Bushing-Insulation
11	127-2961	2	Stud	28	127-2971	2	Nut
12	127-2953	1	Frame ASM	29	127-2972	1	Washer
13	127-2954	1	Pulley	30	125-7230	1	Nut
14	127-2955	1	Nut	31	125-6947	1	Spacer
15	127-2957	1	Collar	32	127-2977	1	Adjuster
16	127-3002	1	Regulator ASM	33	125-7134	1	Bolt
17	127-2963	1	Holder	34	125-7219	1	Bolt



Electric Parts Assembly

Ref.	Part Number	Qty.	Description
1	127-3086	1	Bracket-Connector
2	127-3018	1	Clip
3	127-3156	1	Harness B-E C O, Engine
12	127-3125	1	Harness C
17	127-3089	1	Boot-Type, Cap
18	127-3090	1	Bracket-Harness
19	93-0362	1	Bolt
20	93-0362	2	Bolt
21	93-0362	2	Bolt
22	127-3187	1	Band
23	127-3188	1	Band

Gasket Set



Gasket Set (continued)

<i>Ref.</i>	<i>Part Number</i>	<i>Qty.</i>	<i>Description</i>	<i>Ref.</i>	<i>Part Number</i>	<i>Qty.</i>	<i>Description</i>
1	127-3189	1	Gasket Kit	26	125-6909	2	O-Ring
2	127-3126	1	Gasket-Head, Cylinder	27	127-2973	1	O-Ring
3	127-3106	1	Gasket-Cover	28	125-7022	1	Gasket
4	127-2986	4	Seal-Stem, Valve	29	125-7024	1	Gasket
5	127-3027	4	Seal-Stem, Valve	30	125-7047	1	Gasket
6	127-3021	4	Gasket-Injector	31	125-7048	1	O-Ring
7	127-3107	1	Gasket-Manifold, Intake	32	125-6979	1	Gasket
8	127-3032	2	O Ring-Sensor, Pressure	33	125-7110	1	Gasket
9	127-3033	1	O-Ring	34	125-7026	1	Gasket
10	127-3034	1	Gasket-Collector	35	125-6978	1	Gasket
11	127-3037	2	Gasket-Throttle	36	127-3074	1	O-Ring
12	127-3108	1	Gasket-Manifold, Exhaust	37	125-7174	1	Washer-Seal
13	127-3019	1	Gasket	38	125-7175	2	Washer-Seal
14	127-2987	1	Gasket-Silencer	39	125-7176	1	Washer-Seal
15	127-3043	2	Gasket-Cooler, E G R	40	127-3166	2	Washer-Seal
16	127-3046	1	Gasket-E G R	41	125-7177	1	Washer-Seal
17	127-3016	1	Gasket	42	125-7192	1	Gasket
18	127-3050	1	Gasket-Intake Valve, E G R	43	125-7193	2	Gasket
19	127-3051	1	Gasket-Out Valve, E G R	44	127-3174	2	Gasket
20	127-3162	2	Gasket-D P F	45	93-0418	3	O-Ring
21	127-3056	4	Gasket-Sensor	46	125-7197	1	O-Ring
22	125-7070	1	Gasket	47	125-7198	1	O-Ring
23	125-7071	1	Gasket	48	127-3176	1	O-Ring
24	127-3069	1	Gasket-Idle, Shaft B	49	127-3000	1	Hone
25	127-3004	1	Gasket	50	125-7248	1	Gasket-Liquid

Attachments and Accessories

For 30609 Groundsmaster 4000 Rotary Mower

Product Name	Model/Part
Bumper ASM	106-4278-03
Blade-Atomic (21.75in)	107-0214-03
Premium All Season Hydraulic Fluid (5 Gallon Pail).....	108-1178
Atomic Blade Service Pack (7 Pack).....	108-1450
Blade-Flat Sail (21.75in)	110-6115-03
Flat Blade Service Pack (7 Pack).....	110-6130
MVP Blade Kit.....	117-2722
Vinyl Backrest Extension Kit	119-7718
Large Seat Cover.....	120-5179
Premium Engine Oil 10w30 (5 Gallon Pail)	121-6393
Universal Sunshade	30349
400 Hour MVP Kit	30408
North American Light Kit.....	30414
Guardian Recycler Conversion Kit.....	30420
Leaf Mulcher Kit.....	30422
CE Kit	30453
Right-Hand Replacement Mower.....	30476
Left-Hand Replacement Mower	30477
Front Deck	30479
CE Light Kit.....	30660
Beacon Kit	30661
Slow-Moving Vehicle Sign Kit	30665
Engine Oil (55 Gallon)	505-117
TORO PX Hydraulic Oil	505-180
Blade (21.75in)	92-5608-03
8in Foam Filled Wheel ASM	93-5974

Notes:

Notes:

Notes:



Count on it.