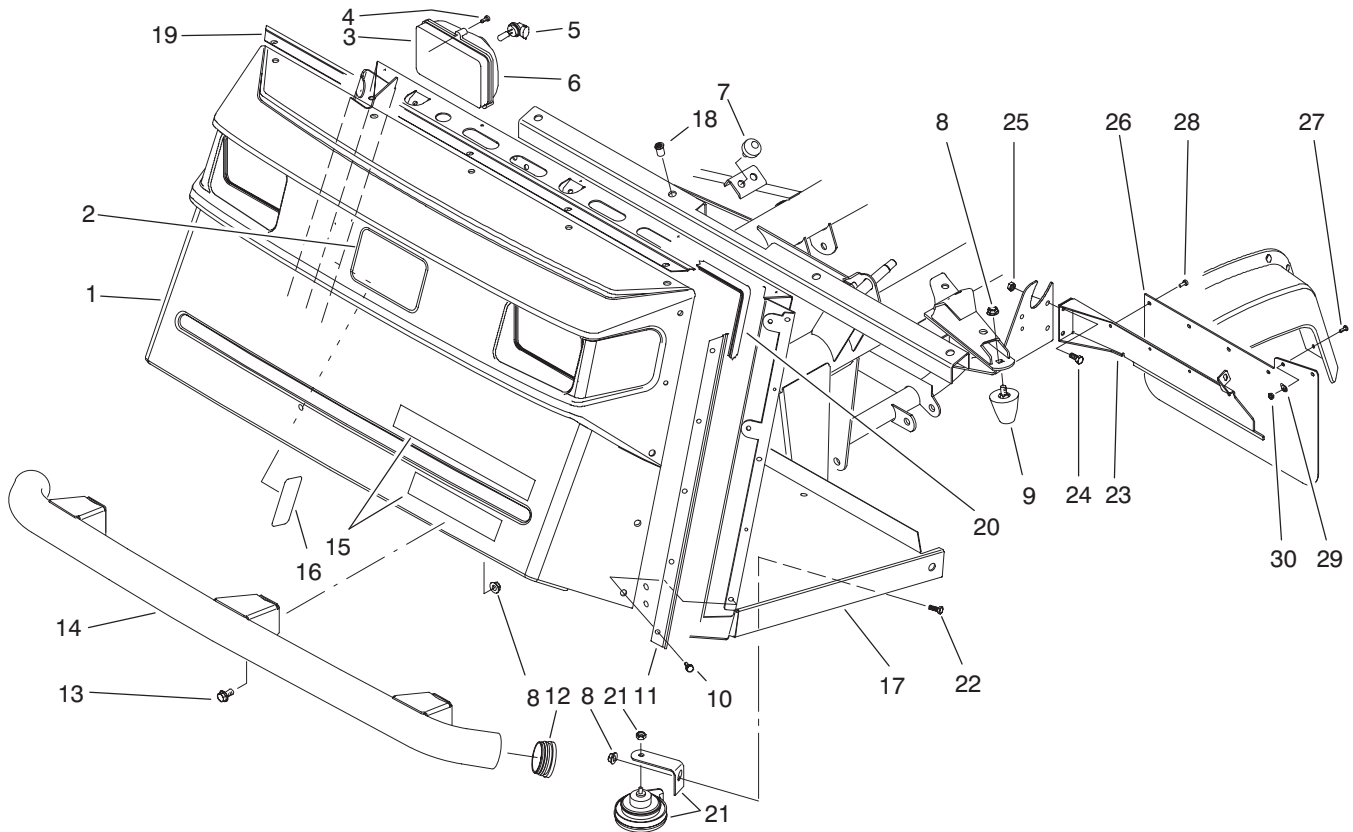




MODEL NO. 07205-90249 & UP
MODEL NO. 07205TC-90296 & UP

PARTS
CATALOG

WORKMAN® 3300D



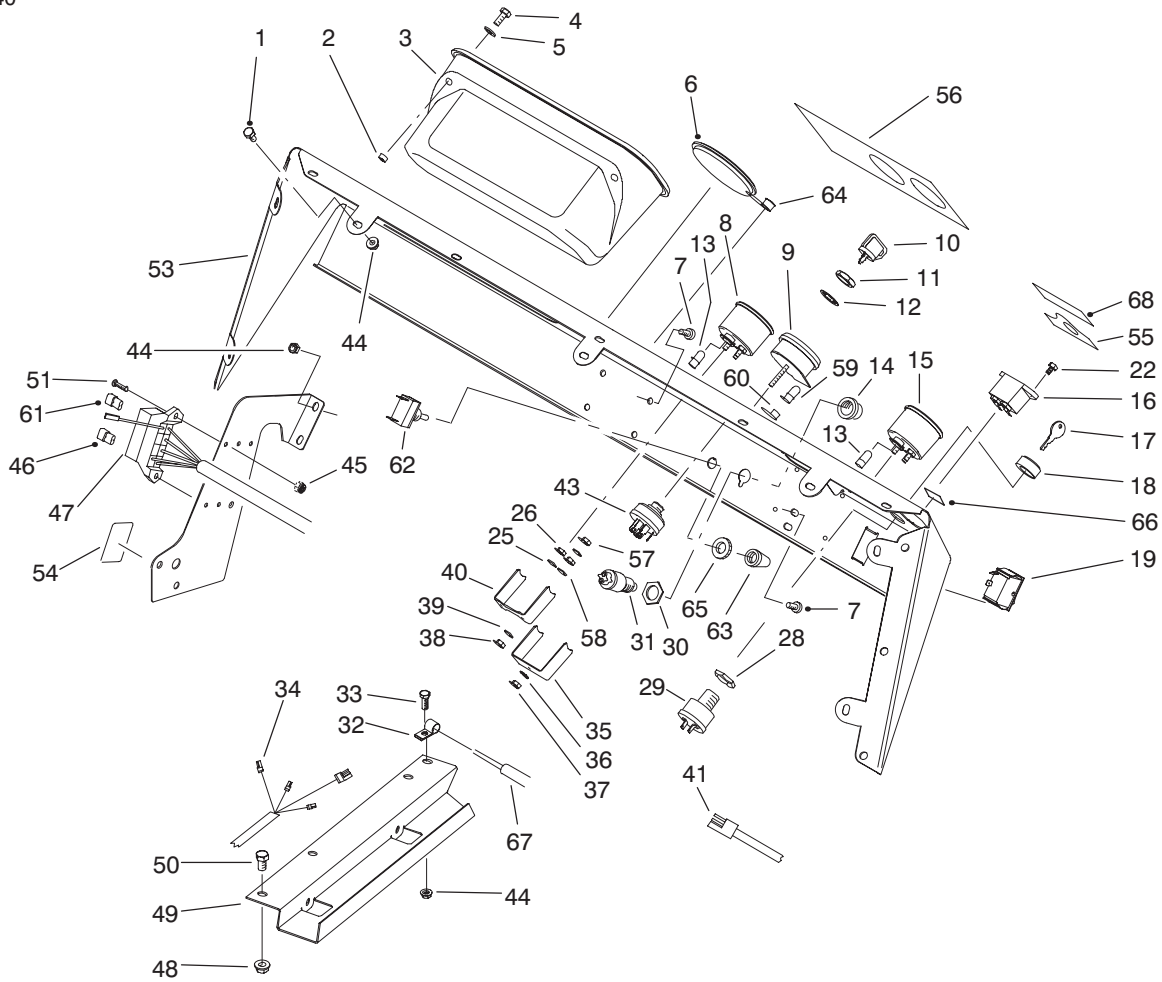
T-1581-1

FRONT BUMPER & HOOD ASSEMBLY

Ref. No.	Part No.	Description	No. Used	Ref. No.	Part No.	Description	No. Used
1	87-0710	Hood	1	16	92-5395	Decal - Load (Japan)	1
2	62-5550	Decal - TORO	1	17	94-5240	Operators Platform Assy. (Incl. Ref. #18)	1
3	87-2120	Headlight Assembly (Incl. Ref. #5-6)	2	18	32148-7	Nut - Clinch	8
4	32104-88	Screw	6	19	87-8130-03	Bracket - Trim Top	1
5	87-6320	Bulb - Headlight	2	20	87-8160	Trim	1
6	87-6330	Lens - Headlight	2	21	116749	Horn Assembly	1
7	87-2440	Bumper	2	22	323-4	Screw - Cap Hex. Hd.	1
8	3290-357	Nut - Flange Lock	9	23	94-3838-03	Bracket - Mudflap LH	1
9	26-0071	Bumper	2	*	94-3839-03	Bracket - Mudflap RH	1
10	87-6620	Screw	15	24	321-4	Screw - Cap Hex. Hd.	4
11	87-8120-03	Bracket - Trim Side	2	25	32128-33	Nut - Lock	4
12	2410-42	Cap - Front Bumper	2	26	94-3841	Mudflap	2
13	3234-1	Screw - Hex. Flange Hd.	6	27	3250-13	Screw - Pan Hd.	4
14	87-4070-03	Bumper - Front	1	28	146489	Rivet - Pop	8
15	87-6070	Decal - Workman 3300D	1	29	3256-61	Washer - Flat	4
16	87-9500	Decal - Load	1	30	3296-2	Nut - Lock	4
16	94-1224	Decal - Load (Europe)	1				

*Not Illustrated

© The TORO Company - 1999
All Rights Reserved

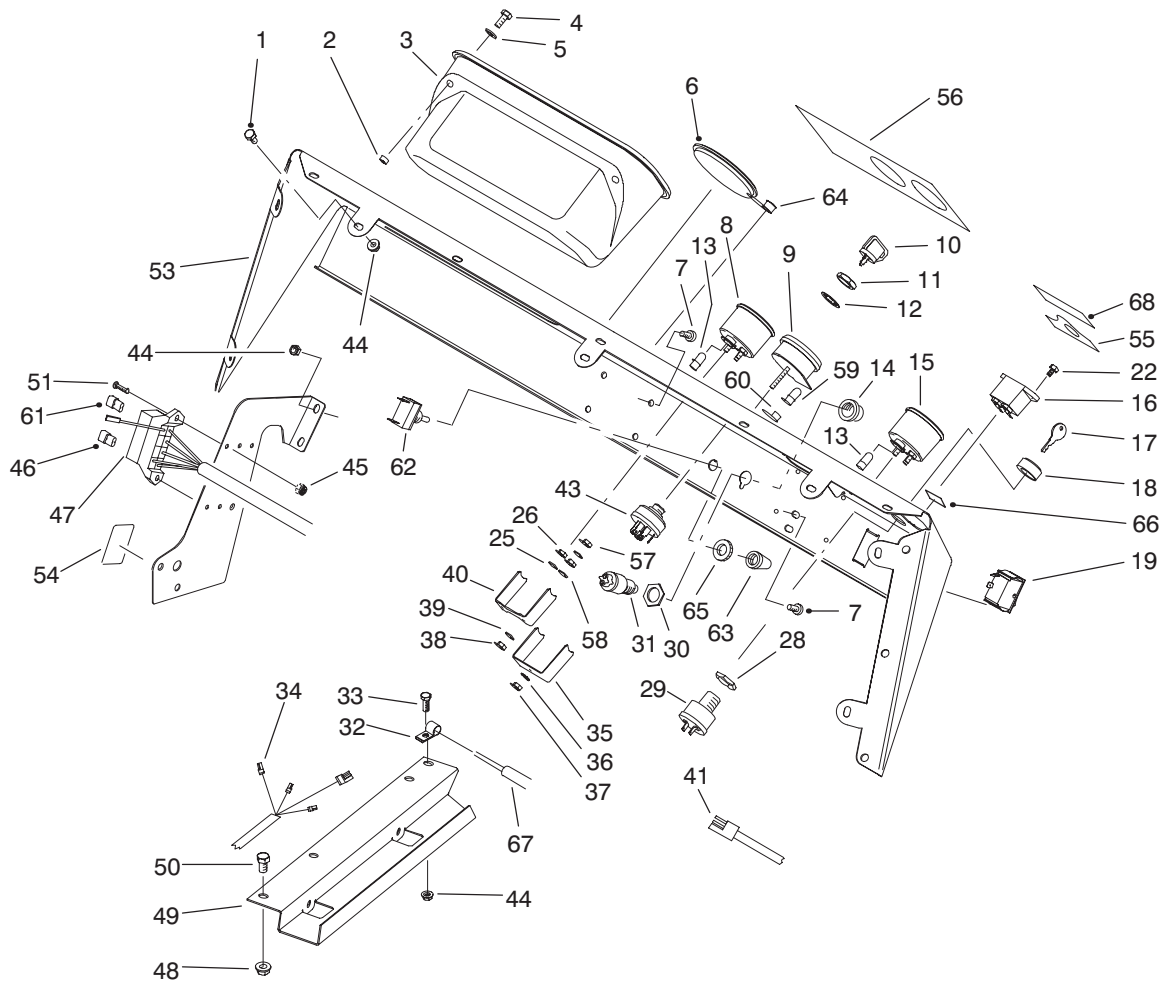


T-1706-1

CONTROL PANEL ASSEMBLY

Ref. No.	Part No.	Description	No. Used
1	321-2	Screw - Cap Hex. Hd.	7
2	32148-6	Insert - Threaded	2
3	87-3780	Box - Glove	1
4	321-3	Screw - Cap Hex. Hd.	2
5	3256-22	Washer - Flat	2
6	2410-35	Plug	1
7	3274-31	Screw - Button Hd.	4
8	87-5590	Temperature Gauge Assy. (Incl. Ref. #38-40, 57 & 58)	1
9	93-7053	Warning Light Assembly (Incl. Ref. #35-37, 59 & 60)	1
10	63-8360	Key - Ignition	1
11	218-446	Nut - Hex.	1
12	218-447	Washer - Lock	1
13	218-600	Bulb	2
14		Button - Horn	1
15	87-5580	Fuel Gauge Assembly (Incl. Ref. #38-40, 57 & 58)	1
16	75-6820	Hourmeter	1
17	87-0740	Key - Supervisor Switch	1
18	87-1720	Nut - Supervisor Switch	1
19	87-3790	Switch - Light	1
22	32144-18	Screw - Cap Hex. Hd.	2
28		Nut - Hex.	1
29	94-5245	Supervisor Switch Assembly (Incl. Ref. #17, 18 & 28)	1

Ref. No.	Part No.	Description	No. Used
30		Nut - Hex.	1
31	18-2830	Horn Switch Assembly (Incl. Ref. #14 & 30)	1
32	2412-89	Clamp - R	1
33	321-4	Screw - Cap Hex. Hd.	1
34	99-1114	Harness - Wire Rear	1
35		Clamp - Light	1
36	3254-1	Washer - Lock	1
37	3217-26	Hut - Hex.	1
38	3217-25	Nut - Hex.	4
39	3253-15	Washer - Lock	4
40		Clamp - Temp. Gauge	1
41	87-4230	Harness - Wire Front LH	1
43	27-2360	Ignition Switch Assembly (Incl. Ref. #11 & 12)	1
44	32128-33	Nut - Flange	12
45	3296-2	Nut - Lock	2
46	218-574	Fuse - 7.5 Amp	2
47	87-8500	Front Wire Harness Assy. (Incl. Ref. #13)	1
48	32128-20	Nut - Flange	3
49	93-7094-03	Cover - Wire Harness	1
50	322-2	Screw - Cap Hex. Hd.	3
51	3250-13	Screw	2
53	87-8550	Control Panel Assembly (Incl. Ref. #55-56 & 68)	1

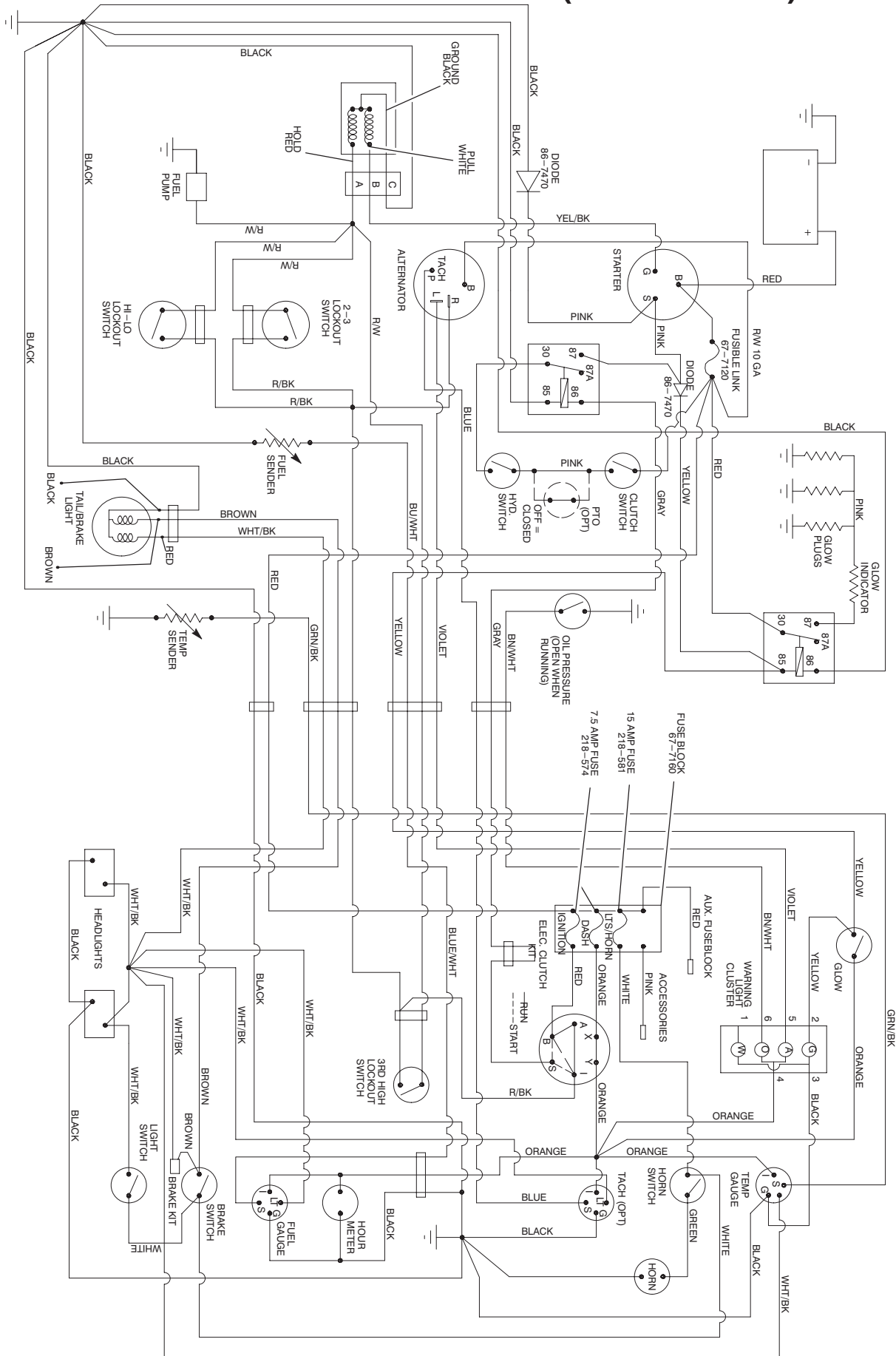


T-1706-1

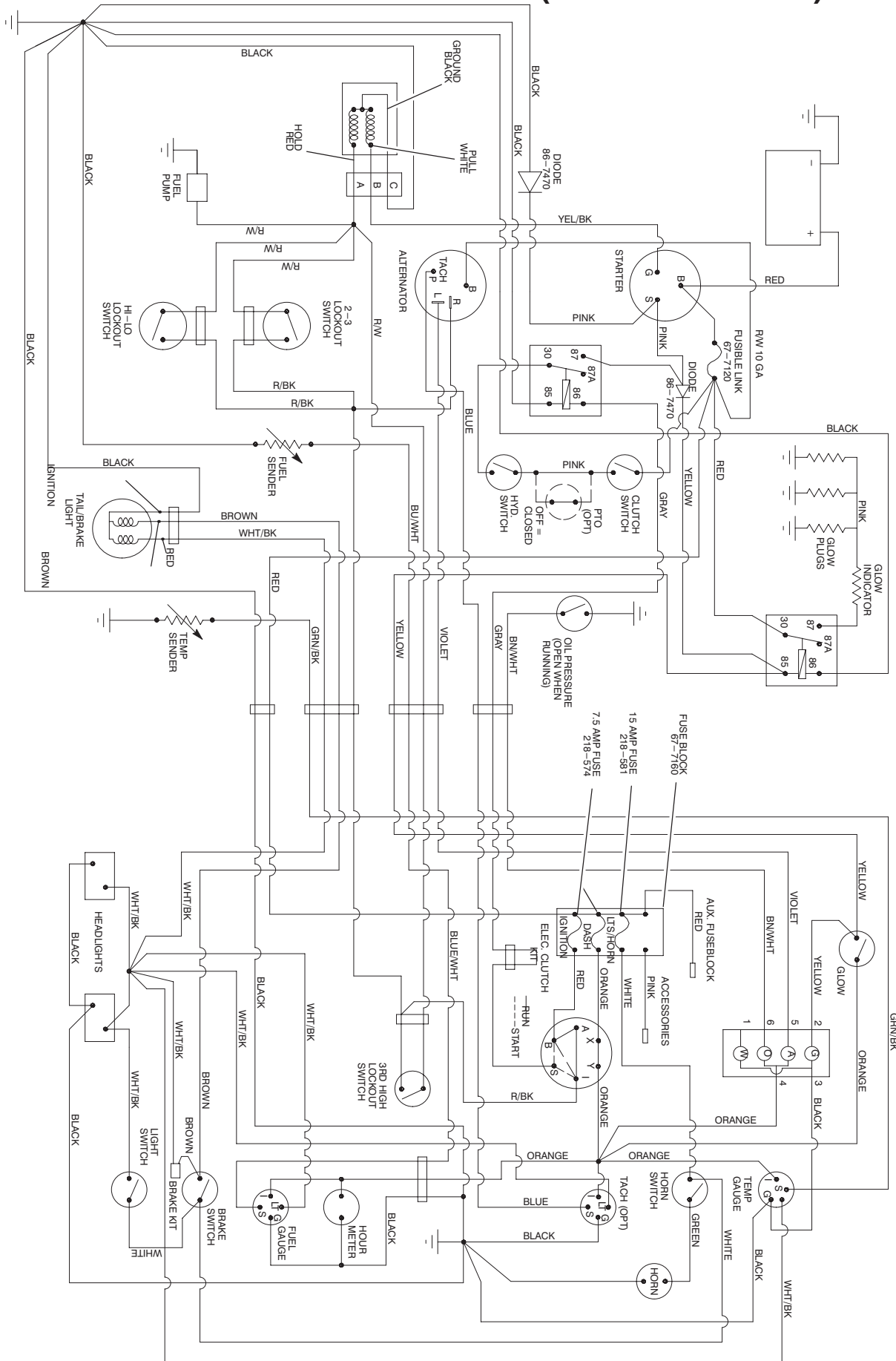
CONTROL PANEL ASSEMBLY (Continued)

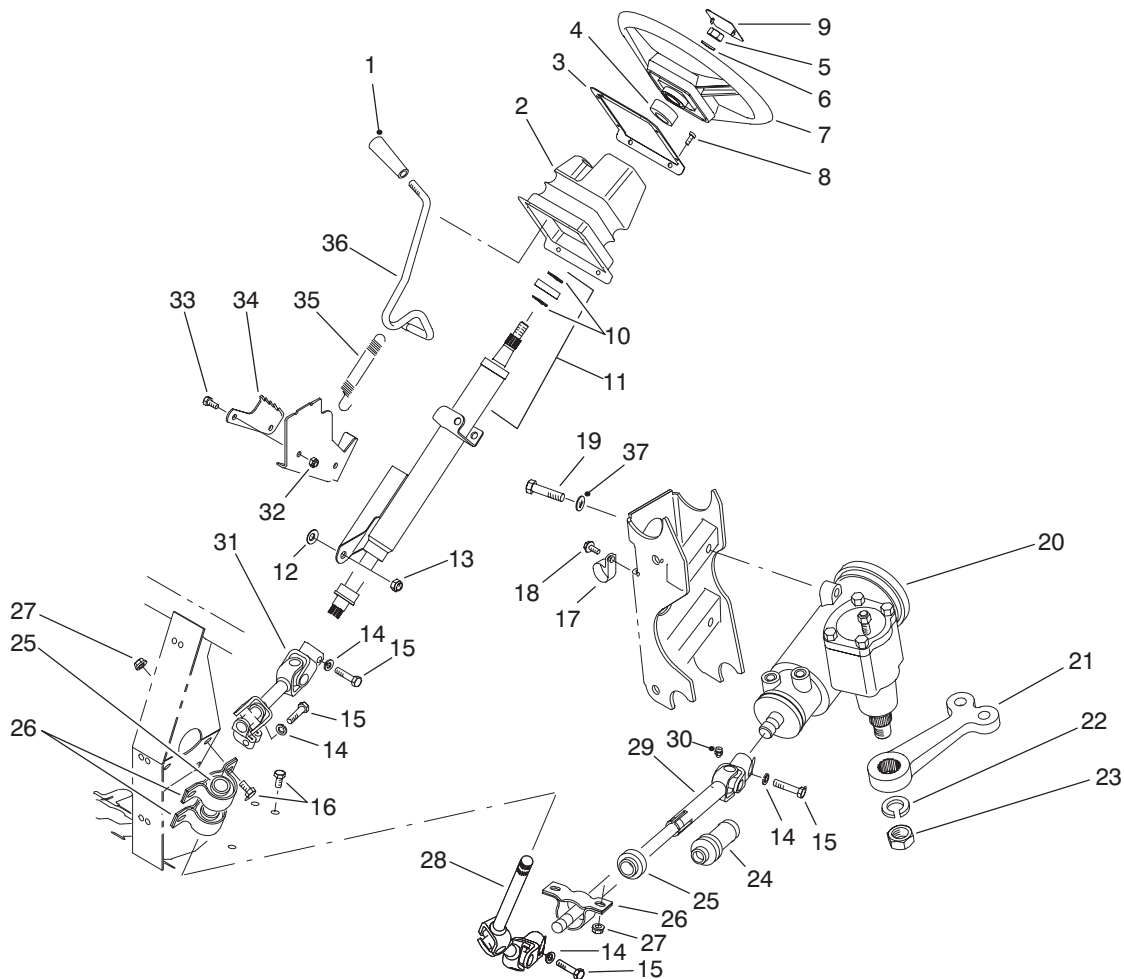
Ref. No.	Part No.	Description	No. Used	Ref. No.	Part No.	Description	No. Used
54	87-6670	Decal - Fuse	1	60	87-6270	Socket & Bulb Assembly (Incl. Ref. #59)	4
54	93-9851	Decal - Fuse (Europe)	1	61	218-578	Fuse - 10 Amp	1
54	92-5374	Decal - Fuse (Japan)	1	62	20-7150	Toggle Switch Assembly (Incl. Ref. #65)	1
55	87-5910	Decal - Supervisor	1	63	218-473	Boot - Switch	1
55	93-9856	Decal - Supervisor (Europe)	1	64	2410-64	Plug - Hole	1
55	92-5332	Decal - Supervisor (Japan)	1	65		Nut - Lock	1
56	87-8530	Decal - Dash	1	66	93-7252	Decal - CE (Europe)	1
56	93-9445	Decal - Dash (Europe)	1	67	94-3837	Cable - Clutch	1
56	92-6429	Decal - Dash (Japan)	1	68	94-5272	Decal - Warning	1
57	3217-29	Nut - Jam	3				
58	3253-19	Washer - Lock	3				
59	219-17	Bulb - Warning Light	4				

ELECTRICAL SCHEMATIC (Model 07205)



ELECTRICAL SCHEMATIC (Model 07205TC)





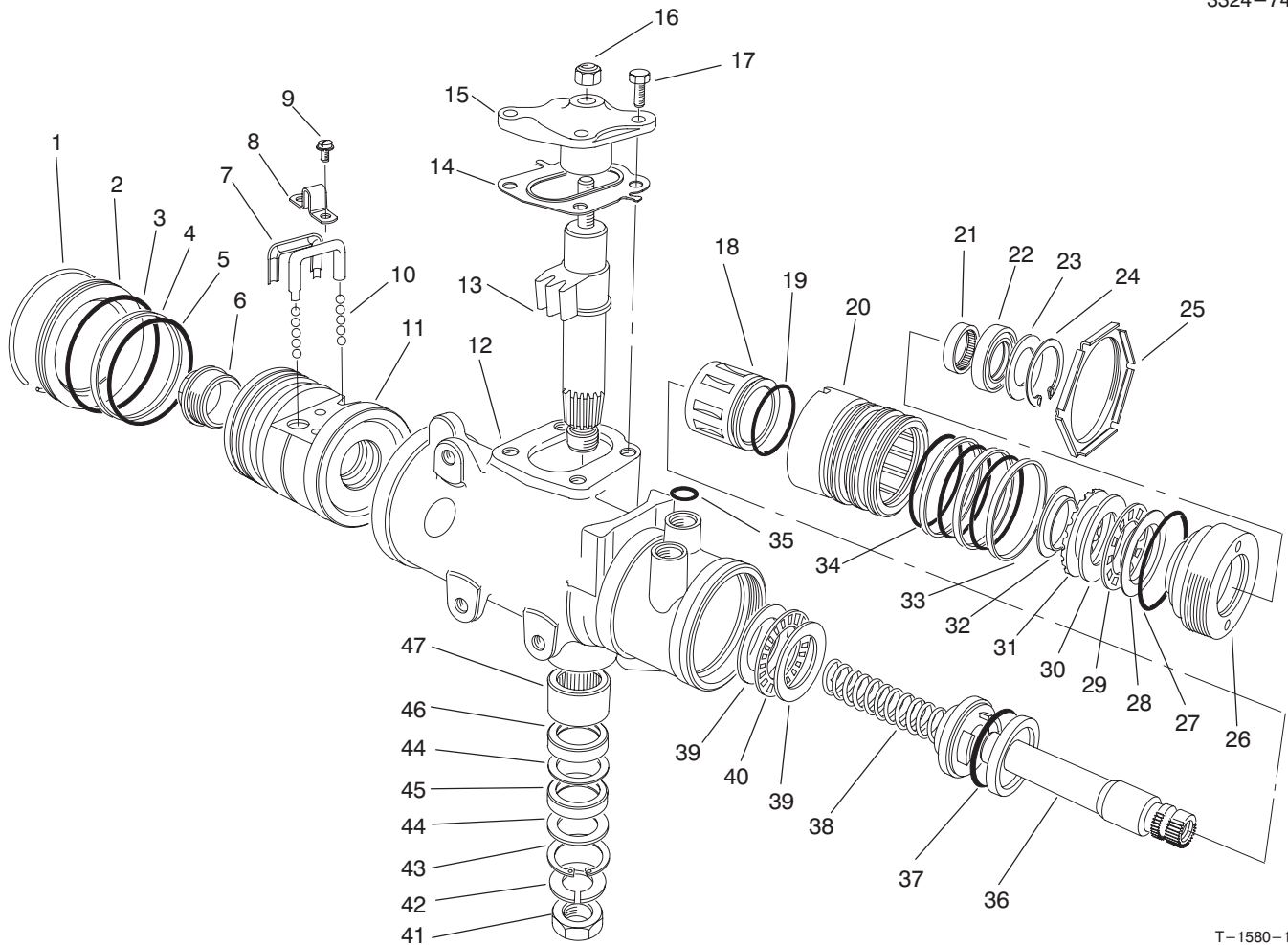
T-1584-1

STEERING LINKAGE ASSEMBLY

Ref. No.	Part No.	Description	No. Used
1	233-39	Knob	1
2	87-3460	Boot - Tilt Steering	1
3	87-4720-03	Plate - Steering Boot	1
4	21-9260	Spacer	1
5	3277-1	Nut - Hex.	1
6	48-8070	Washer - Flat	1
7	87-3820	Wheel - Steering	1
8	32144-116	Screw - Pan Head	8
9	87-3750	Cover - Steering Wheel	1
10	43-6550	Ring - Retaining	2
11	92-4153	Assembly - Steering Column (Incl. Ref. #10)	1
12	3290-455	Washer	1
13	3296-59	Nut - Lock	1
14	3253-4	Washer - Lock	4
15	48-7740	Screw - Cap Hex. Hd.	4
16	322-2	Screw - Cap Hex. Hd.	6
17	2412-105	Clamp - R	2
18	32144-10	Screw - Self Tapping	2
19	93-7145	Screw - Cap Hex. Hd.	3
20	87-1500	Steering Gear Assembly (Incl. Ref. #22 & 23)	1

Ref. No.	Part No.	Description	No. Used
21	87-0370	Arm - Pitman	1
22	39-7420	Washer - Lock	1
23	39-7440	Nut - Lock	1
24	92-4157	Boot - Steering Shaft	1
25	87-2280	Bearing	3
26	87-3250	Mount - Bearing	3
27	32128-20	Nut - Flange	6
28	92-4155	Slip Joint Assembly - Upper	1
29	92-4156	Slip Joint Assembly - Lower (Incl. Ref. #24 & 30)	1
30	302-5	Fitting - Grease	1
31	92-4154	Universal Joint Assembly	1
32	3296-42	Nut - Lock	2
33	321-3	Screw - Cap Hex. Hd.	2
34	87-3610	Bracket - Detent	1
35	65-5360	Spring - Extension	1
36	87-3130	Lever - Tilt Steering	1
37	87-7480	Washer - Flat	3
*	87-3100	Lower Shaft Assembly (Incl. Ref. #24 & 28-30)	1
*	87-3120	Steering Column & Shaft (Incl. Ref. #10, 11 & 31)	1

*Not Illustrated

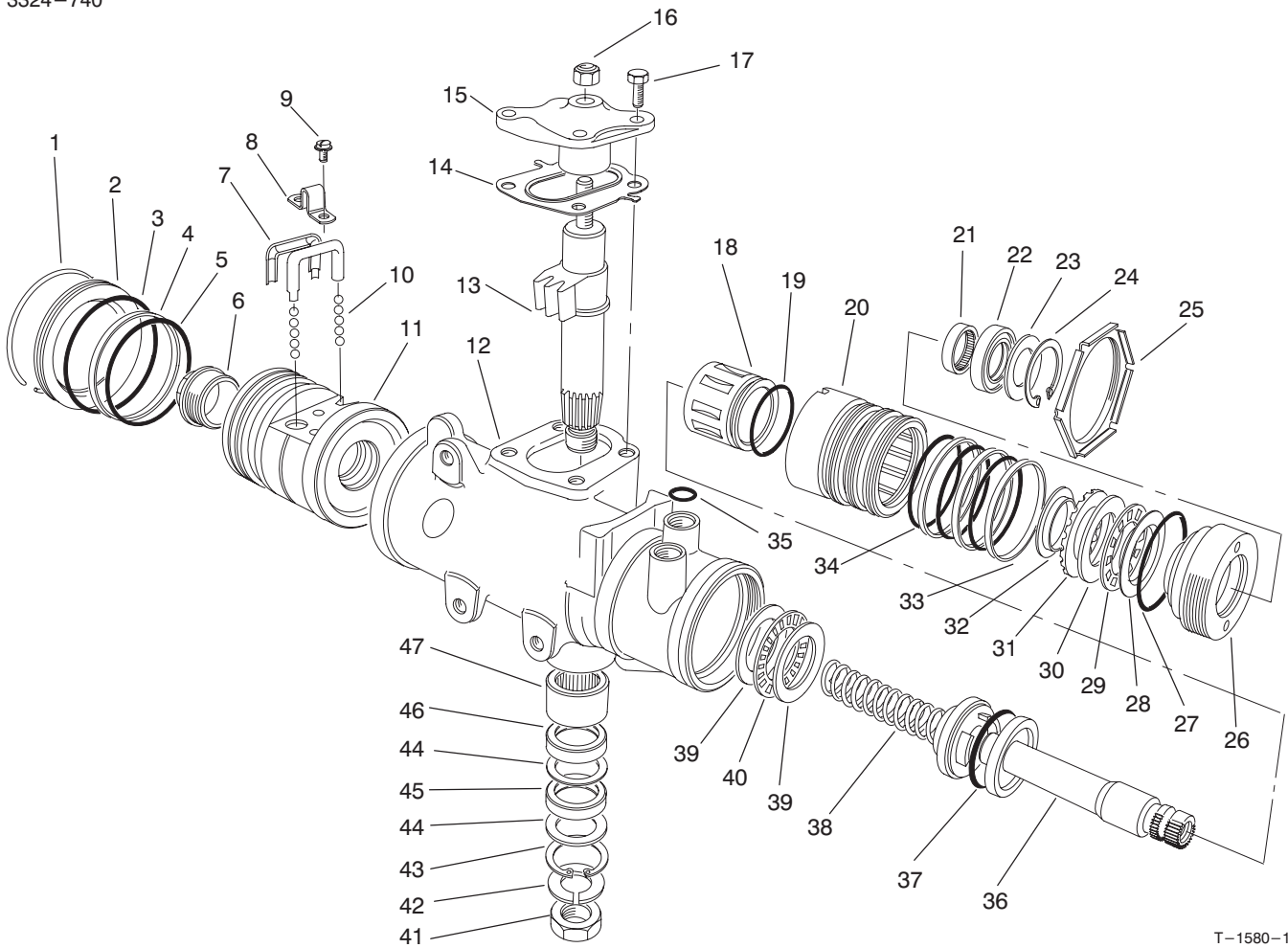


T-1580-1

STEERING GEAR ASSEMBLY NO. 87-1500

Ref. No.	Part No.	Description	No. Used	Ref. No.	Part No.	Description	No. Used
1		Ring - Retaining	1	24		Ring - Retaining	1
2	92-4165	Plug - Housing End	1	25	92-4159	Nut - Adjuster Plug Lock	1
3		Seal - Housing End Plug	1	26		Plug - Adjuster	1
4		Ring - Rack Piston	1	27	28-8200	O-Ring	1
5		O-Ring, Rack Piston	1	28		Race - Upper Bearing	1
6	18-4340	Plug - Rack Piston End	1	29		Bearing - Roller, Thrust	1
7	92-4168	Return - Guide Ball	2	30		Race - Thrust Bearing	1
8	18-4270	Clamp - Ball Return Guide	1	31		Spacer - Thrust Bearing	1
9	18-4260	Assy. - Screw/Lockwasher	2	32		Retainer - Bearing	1
10	18-5190	Kit-Ball, Recirculating (Consists of 12 each of .2806 Dia. & .2812 Dia. Chrome Balls)	1	33		Ring - Valve Body	3
11		Nut - Rack Piston	1	34		O-Ring	3
12		Housing - Steering Gear	1	35	39-7310	O-Ring	3
13		Gear - Pitman Shaft	1	36		Shaft - Stub	1
14	28-8280	Seal Kit - Side Cover (Incl. Ref. #17)	1	37		O-Ring	1
15		Cover - Housing Side	1	38		Worm - Steering	1
16	28-8220	Nut - Lash Adjuster	1	39		Race - Thrust Bearing	2
17	28-8210	Bolt - Flange Hex. Hd.	4	40		Bearing - Roller, Thrust	1
18		Spool Valve	1	41	39-7440	Nut - Pitman Arm	1
19		O-Ring, Spool Valve	1	42	39-7420	Washer - Lock	1
20		Valve Body	1	43		Ring - Retaining	1
21	92-4169	Bearing - Needle	1	44		Washer - Seal, Backup	2
22		Seal - Stub Shaft	1	45		Seal - Pitman Shaft	1
23		Seal - Stub Shaft Dust	1	46		Seal - Pitman Shaft	1
				47	92-4170	Bearing - Pitman Shaft	1
				*	92-4161	Assembly - Cover Service Housing Side (Incl. Ref. #14-17)	1

*Not Illustrated



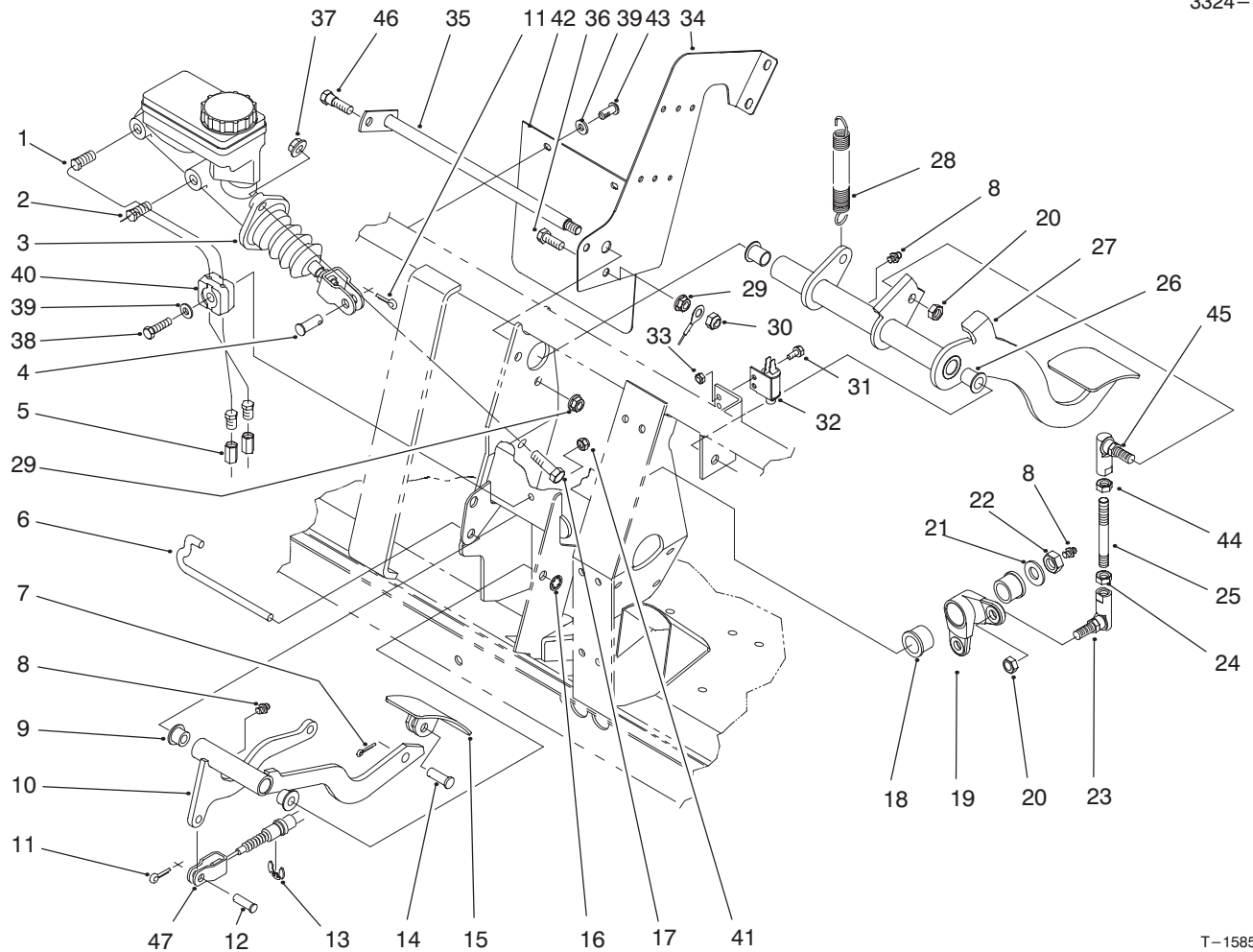
T-1580-1

STEERING GEAR ASSEMBLY NO. 87-1500 (Continued)

Ref. No.	Part No.	Description	No. Used
*	28-8270	Seal Service Kit - End Plug (Incl. Ref. #1 & 3)	1
*	28-8290	Seal Service Kit Rack/Piston (Incl. Ref. #4 & 5)	1
*	18-5180	Bearing Kit - Lower Thrust (Incl. Ref. #39-40)	1
*	98-2962	Seal Kit - Pitman Shaft (Incl. Ref. #43-46)	1
*	18-5170	Seal Kit - Valve Ring (Incl. Ref. #19, 33, 34 & 37)	1
*	92-4163	Assy. - Steering Housing (Incl. Ref. #12 & 43-47)	1
*	92-4167	Assembly - Plug Service (Incl. Ref. #22-24 & 27)	1

Ref. No.	Part No.	Description	No. Used
*	92-4162	Pitman Shaft - Gear Service (Incl. Ref. #13-14 & 17)	1
*	92-4158	Valve Assy. - Hyd. Gear (Incl. Ref. #18-20, 33, 34, 36 & 37)	1
*	92-4160	Bearing Service Kit - Upper (Incl. Ref. #28-32)	1
*	92-4166	Rack/Piston/Nut Assembly (Incl. Ref. #1-11 & 38)	1
*	92-4164	Plug Assy. - Service Adjust. (Incl. Ref. #21-24 & 26-32)	1
*	87-1500	Steering Gear (Complete)	1

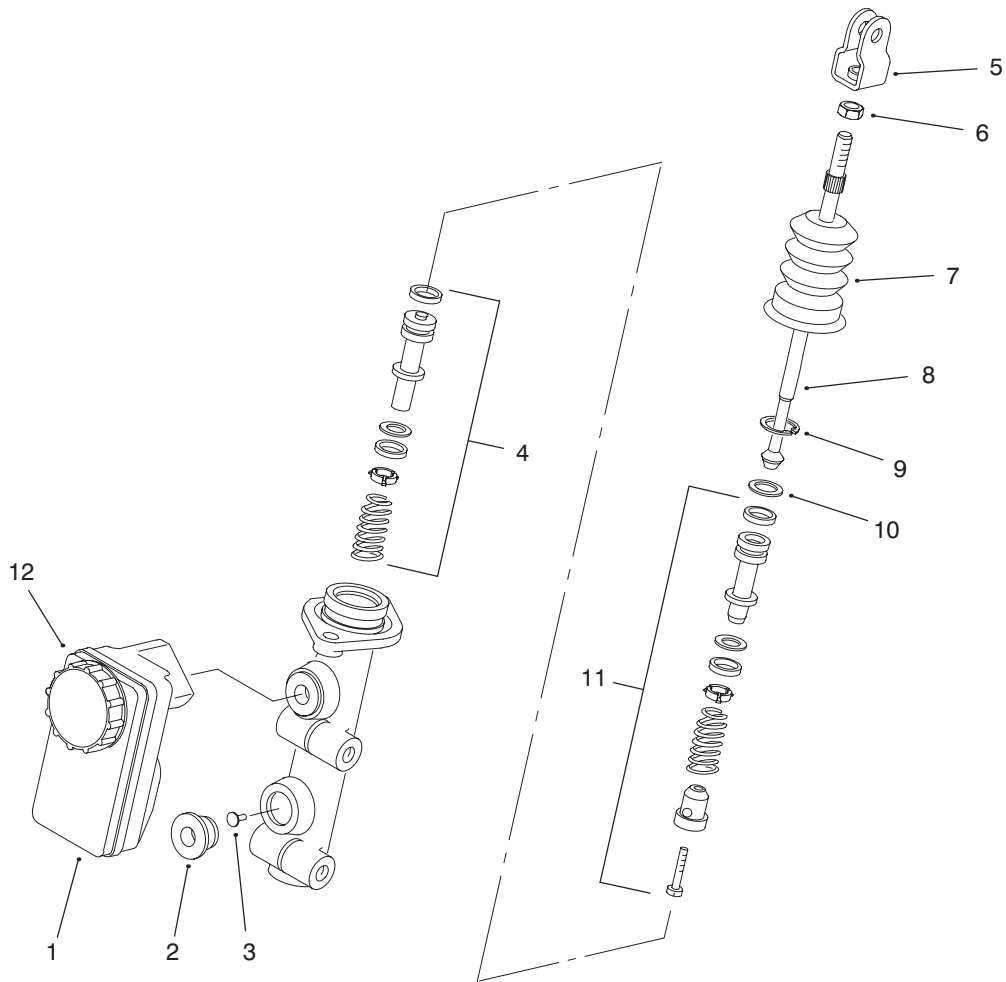
*Not Illustrated



T-1585-2

BRAKE & ACCELERATOR PEDAL ASSEMBLY

Ref. No.	Part No.	Description	No. Used	Ref. No.	Part No.	Description	No. Used
1	94-3814	Tube - Hydraulic	1	25	94-5299	Rod - Link	1
2	94-3815	Tube - Hydraulic	1	26	256-155	Bushing - Flange	2
3	94-3800	Master Cylinder Assembly	1	27	93-8965-03	Pedal - Brake	1
4	283-2	Pin - Clevis	1	28	76-9430-03	Spring - Extension	1
5	87-3570	Union - Brake Line	2	29	32128-20	Nut - Flange Lock	1
6	87-2880	Shaft - Accelerator Pedal	1	30	3296-29	Nut - Lock	1
7	3272-6	Pin - Cotter	1	31	3290-321	Screw - Hex. Flange Hd.	2
8	302-5	Fitting - Grease	3	32	55-7120	Switch - Brake Light	1
9	256-259	Bushing - Flange	2	33	3296-2	Nut - Lock	2
10	93-8961-03	Arm - Accelerator Pedal	1	34	94-3821-03	Plate - Center, Frame	1
11	3272-10	Pin - Cotter	2	35	95-7394	Shaft - Brake	1
12	283-30	Pin - Clevis	1	36	322-5	Screw - Cap Hex. Hd.	1
13	32120-47	Ring - E	1	37	3290-357	Nut - Flange	2
14	283-85	Pin - Clevis	1	38	321-9	Screw - Cap Hex. Hd.	1
15	93-8969-03	Pedal - Accelerator	1	39	3256-22	Washer - Flat	3
16	32151-56	Ring - Retaining	1	40	87-7660	Clamp - Tube	2
17	323-7	Screw - Cap Hex. Hd.	2	41	3296-42	Nut - Lock	1
18	256-247	Bushing - Flange	2	42	94-5221	Flap - Master Cylinder	1
19	94-5223	Bell Crank	1	43	87-6620	Screw - Torx Pan Hd.	2
20	3296-6	Nut - Lock	2	44	3220-16	Nut - Hex. Jam	1
21	3256-26	Washer - Flat	1	45	68-3841	Ball Joint Assembly	1
22	3296-23	Nut - Lock	1	46	28-0540	Bolt - Shoulder	1
23	68-3840	Ball Joint	1	47	94-3836	Cable - Accelerator	1
24	3220-3	Nut - Hex. Jam	1				

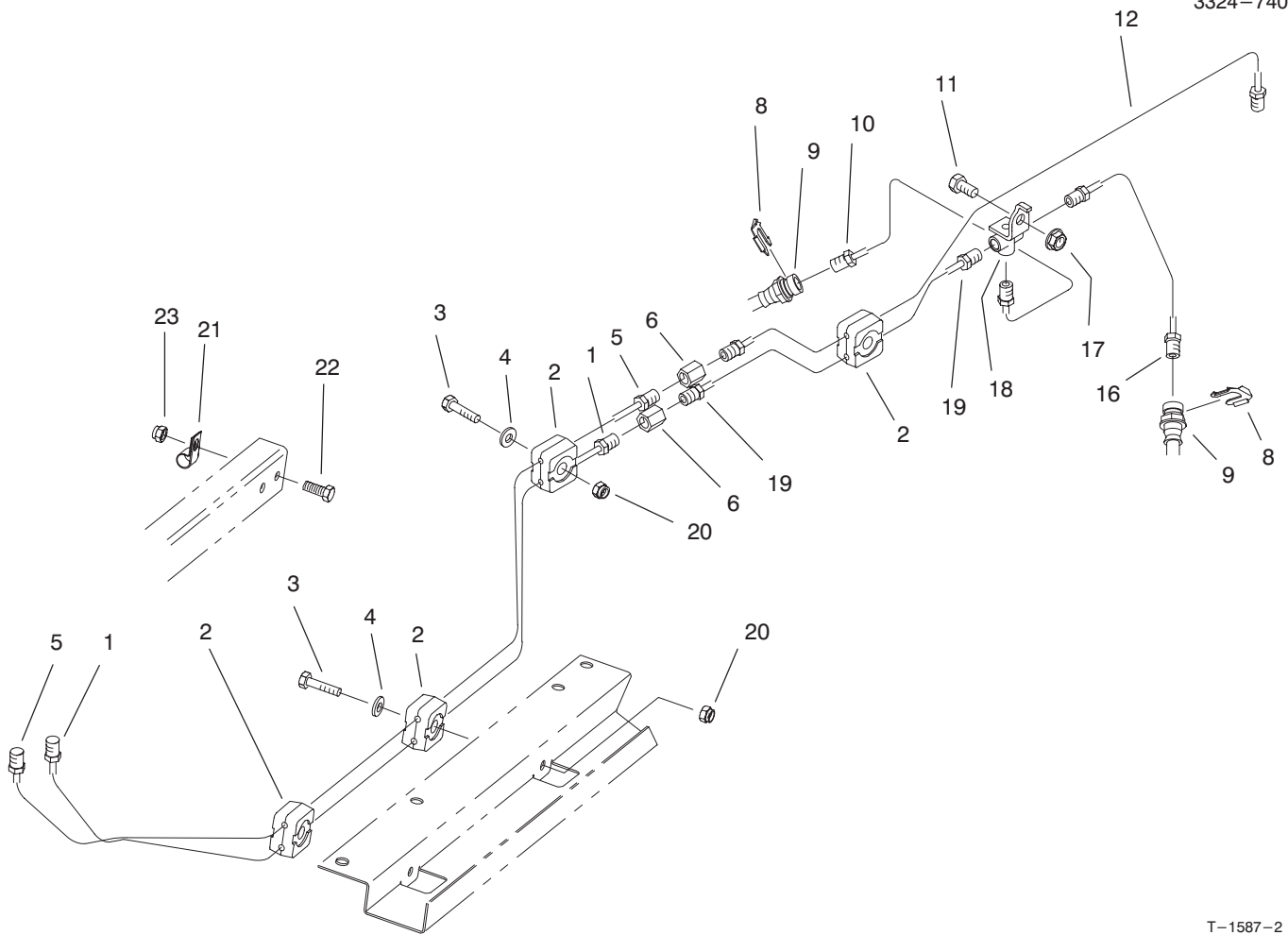


T-2339-1

MASTER BRAKE CYLINDER NO. 94-3800

Ref. No.	Part No.	Description	No. Used
1	87-3040	Reservoir - Master Cylinder (Incl. Ref. #12)	1
2	93-8971	Seal - Port, Flange	2
3	92-4103	Pin - Stop	1
4	92-4102	Secondary Piston Assembly	1
5	92-4110	Clevis	1
6	21-0360	Nut - Hex.	1

Ref. No.	Part No.	Description	No. Used
7	94-5209	Cover - Dust	1
8	94-5210	Rod - Push	1
9	92-4109	Circlip	1
10	92-4108	Washer - Retainer	1
11	92-4101	Primary Piston Assembly	1
12	92-4112	Cap Assembly	1



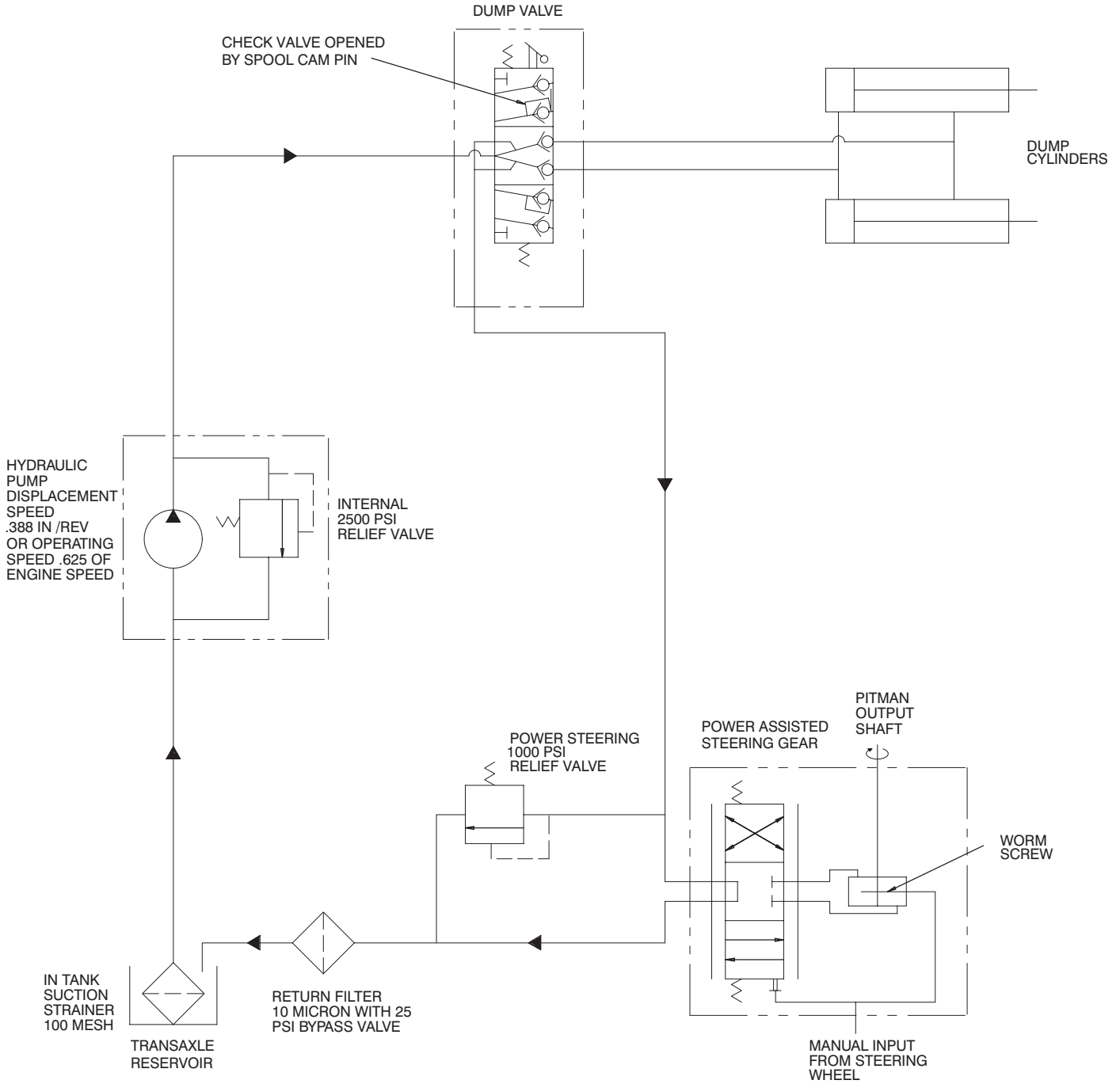
T-1587-2

HYDRAULIC BRAKE LINE ROUTING ASSEMBLY

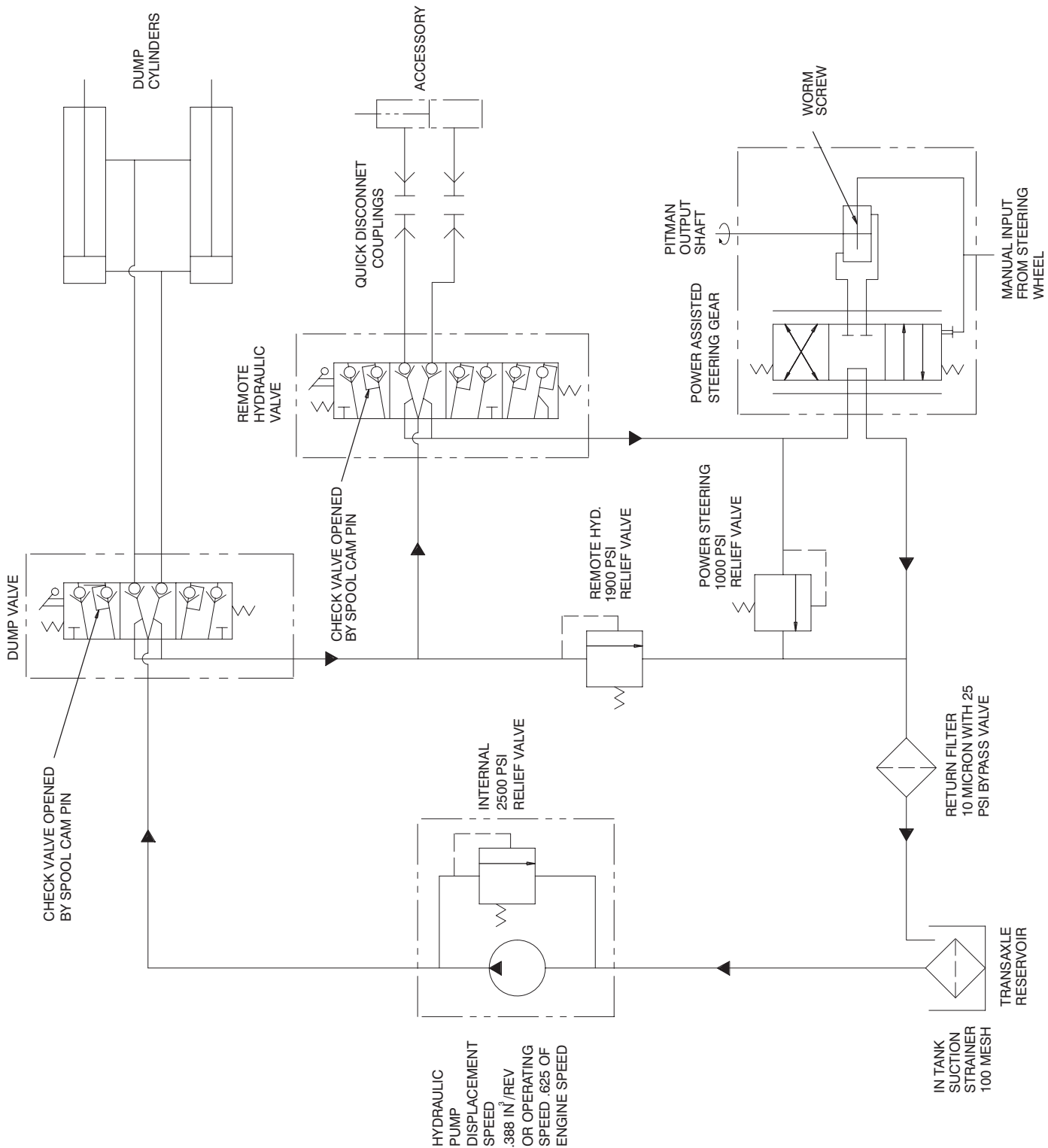
Ref. No.	Part No.	Description	No. Used
1	94-3820	Tube - Brake Front	1
2	87-7660	Clamp - Brake Line	8
3	321-9	Screw - Cap Hex. Hd.	4
4	3256-22	Washer - Flat	4
5	94-3819	Tube - Brake Rear	1
6	87-3570	Fitting - Union	2
8	87-3580	Retainer - Brake Hose	2
9	93-7123	Hose - Brake Front	2
10	93-7081	Tube - Brake Front RH	1
11	322-2	Screw - Cap Hex. Hd.	1

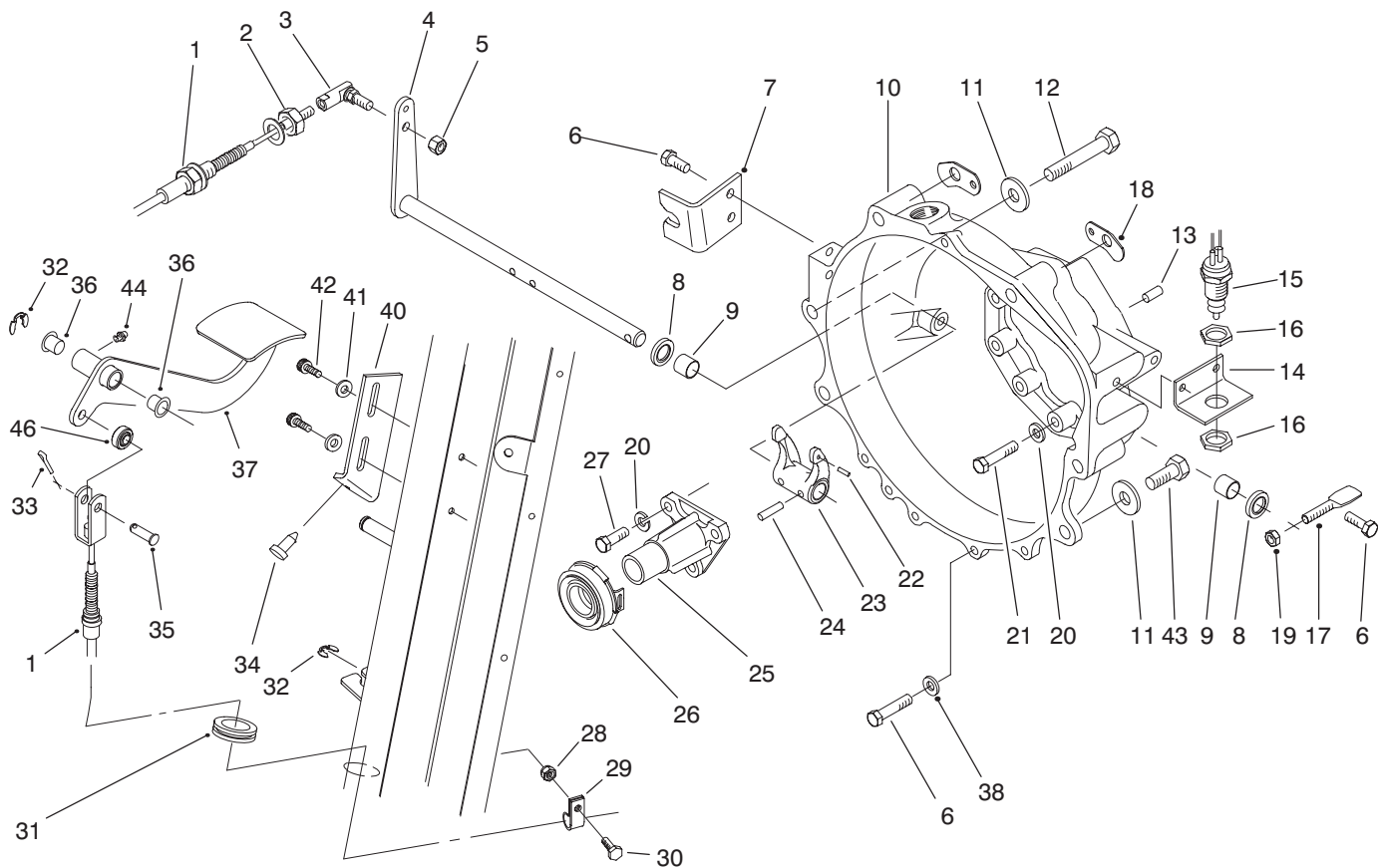
Ref. No.	Part No.	Description	No. Used
12	94-3842	Tube - Brake Rear	1
16	93-7082	Tube - Brake Front LH	1
17	32128-20	Nut - Flange	1
18	87-3560	Tee - Brake Line	1
19	93-7085	Tube - Brake Front	1
20	3296-42	Nut - Lock	4
21	2412-89	Clamp - R	1
22	321-4	Screw - Cap Hex. Hd.	1
23	32128-33	Nut - Hex. Flange	1

HYDRAULIC SCHEMATIC



HYDRAULIC SCHEMATIC (Models 07205TC)



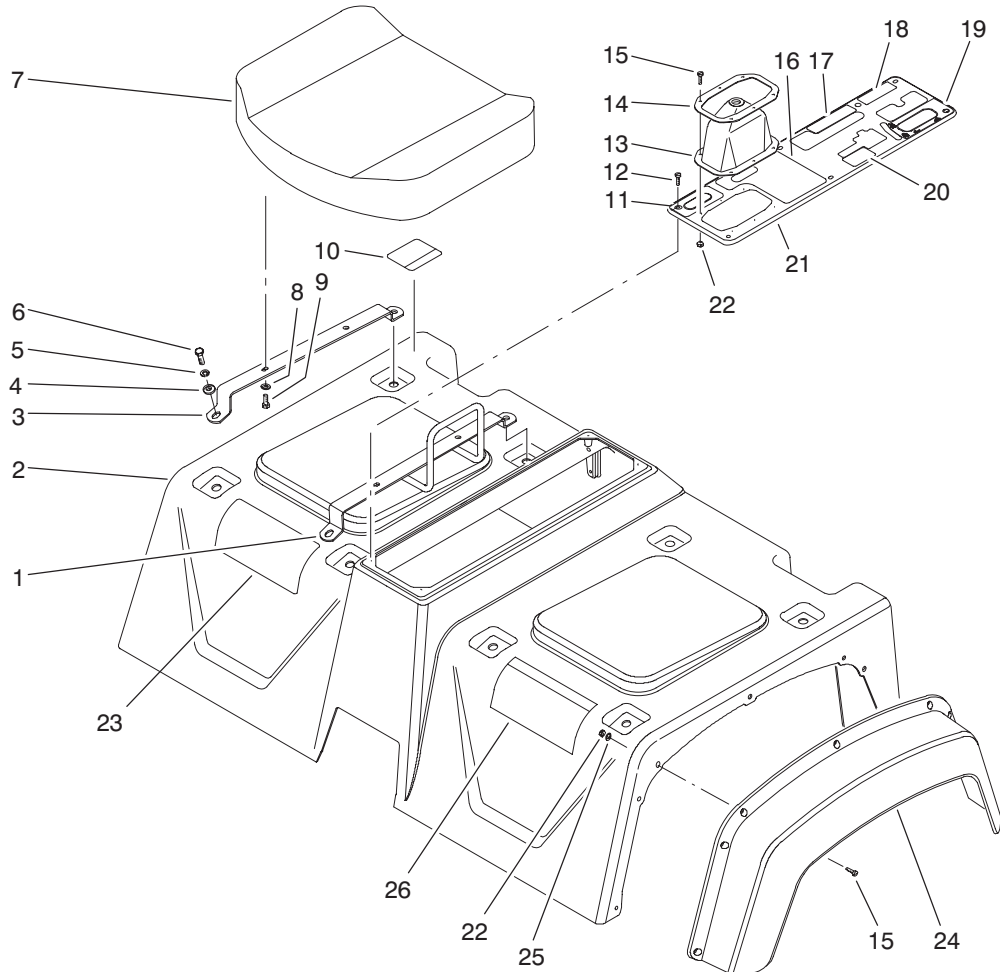


T-1658-3

CLUTCH LINKAGE ASSEMBLY

Ref. No.	Part No.	Description	No. Used
1	99-1201	Clutch Cable Assembly (Incl. Ref. #2)	1
2	3220-2	Nut - Jam	1
3	2411-33	Joint - Ball	1
4	87-5280	Shaft - Release	1
5	3296-4	Nut - Lock	1
6	33114-020	Screw - Cap Hex. Hd.	8
7	87-8471	Bracket - Clutch	1
8	87-1920	Seal - Shaft	2
9	87-3770	Bushing - Sleeve	2
10	93-7120	Housing - Bell	1
11	3256-26	Washer - Flat	4
12	3215-2	Screw - Cap Hex. Hd.	5
13	87-1910	Pin - Alignment	2
14	87-5350	Bracket - Switch	1
15	87-5490	Switch - Neutral	1
16	3218-20	Nut - Jam	2
17	87-5360	Lever	1
18	87-6410	Bracket - Harness	2
19	3296-29	Nut - Lock	1
20	42-9850	Washer - Lock	12
21	33114-040	Screw - Cap Hex. Hd.	9
22	32121-7	Pin - Roll	1

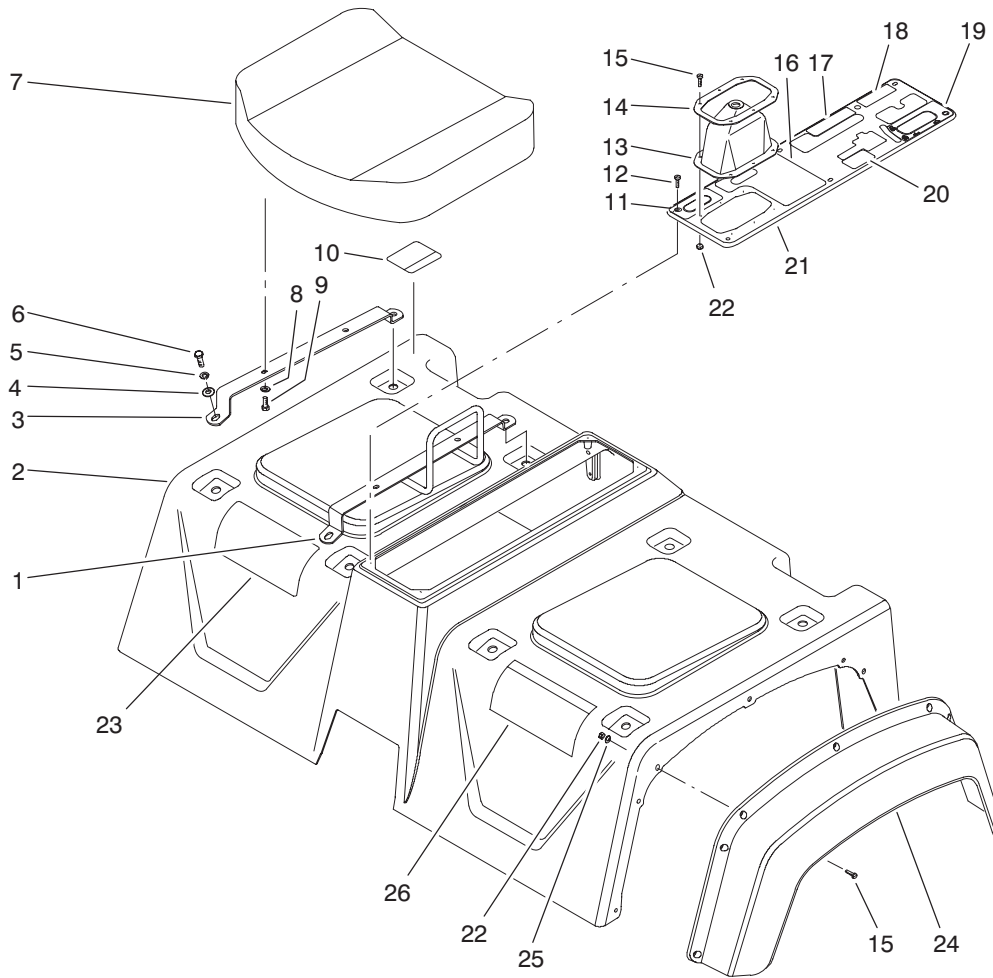
Ref. No.	Part No.	Description	No. Used
23	87-5300	Fork - Clutch	1
24	32121-24	Pin - Roll	2
25	87-5320	Guide - Release	1
26	87-2100	Bearing - Release	1
27	33114-025	Screw - Cap Hex. Hd.	3
28	32128-33	Nut - Flange Lock	1
29	2412-89	Clamp - R	1
30	321-4	Screw - Cap Hex. Hd.	1
31	240-5	Grommet	1
32	32120-47	Ring - E	2
33	3272-10	Pin - Cotter	1
34	87-8460	Bumper	1
35	283-75	Pin - Clevis	1
36	256-156	Bushing - Flange	2
37	99-1199-03	Pedal - Clutch	1
38	3256-23	Washer - Lock	4
40	87-8710	Tab - Clutch	1
41	3256-22	Washer - Flat	2
42	87-6620	Screw - Torx Hd.	2
43	42-9250	Screw - Cap Hex. Hd.	1
44	302-5	Fitting - Grease	1
46	99-1202	Rod End	1



T-1589

SEAT BASE ASSEMBLY

Ref. No.	Part No.	Description	No. Used	Ref. No.	Part No.	Description	No. Used
1	87-6890-03	Hold - Hand	1	18	92-2609	Decal - Remote Hyd.	1
2	87-7070	Skirt Assembly (Incl. Ref. #10 & 26)	1	18	93-9866	Decal - Remote Hyd. (Europe)	1
3	87-3800-03	Bracket - Seat Bottom	3	18	92-5346	Decal - Remote Hyd. (Japan)	1
4	3256-23	Washer - Flat	8	19	87-6010	Decal - Dump Hyd.	1
5	3253-4	Washer - Lock	8	19	93-9444	Decal - Dump Hyd. (Europe)	1
6	322-5	Screw - Cap Hex. Hd.	8	19	92-5353	Decal - Dump Hyd. (Japan)	1
7	87-5060	Cushion - Seat Bottom	2	20	87-6020	Decal - Brake	1
8	3256-22	Washer - Flat	8	20	93-9443	Decal - Brake (Europe)	1
9	321-4	Screw - Cap Hex. Hd.	8	20	92-5304	Decal - Brake (Japan)	1
10	87-5930	Decal - Caution	1	21	87-8080	Console Plate Assembly (Incl. Ref. #11 & 16-20)	1
10	93-9448	Decal - Caution (Europe)	1	22	3296-2	Nut - Lock	20
10	92-5325	Decal - Caution (Japan)	1	23	99-1220	Decal - Quick Ref.	1
11	87-5960	Decal - Axle	1	23	99-9380	Decal - Quick Ref. (NL)	1
11	93-9857	Decal - Axle (Europe)	1	23	99-9382	Decal - Quick Ref. (F)	1
11	92-5318	Decal - Axle (Japan)	1	23	99-9383	Decal - Quick Ref. (D)	1
12	32144-52	Screw - Hex. Hd.	6	23	99-9384	Decal - Quick Ref. (I)	1
13	87-8620	Boot - Shift	1	23	99-9388	Decal - Quick Ref. (ES)	1
14	87-3760-03	Plate - Shift Boot	1	23	99-9389	Decal - Quick Ref. (S)	1
15	3250-13	Screw - Hex. Hd.	20	23	99-9379	Decal - Quick Ref. (DK)	1
16	87-5970	Decal - PTO	1	23	99-9381	Decal - Quick Ref. (SF)	1
16	93-9861	Decal - PTO (Europe)	1	23	99-9386	Decal - Quick Ref. (N)	1
16	92-5360	Decal - PTO (Japan)	1	23	99-9387	Decal - Quick Ref. (P)	1
17	87-6000	Decal - Differential	1				
17	93-9430	Decal - Differential (Europe)	1				
17	92-5311	Decal - Differential (Japan)	1				

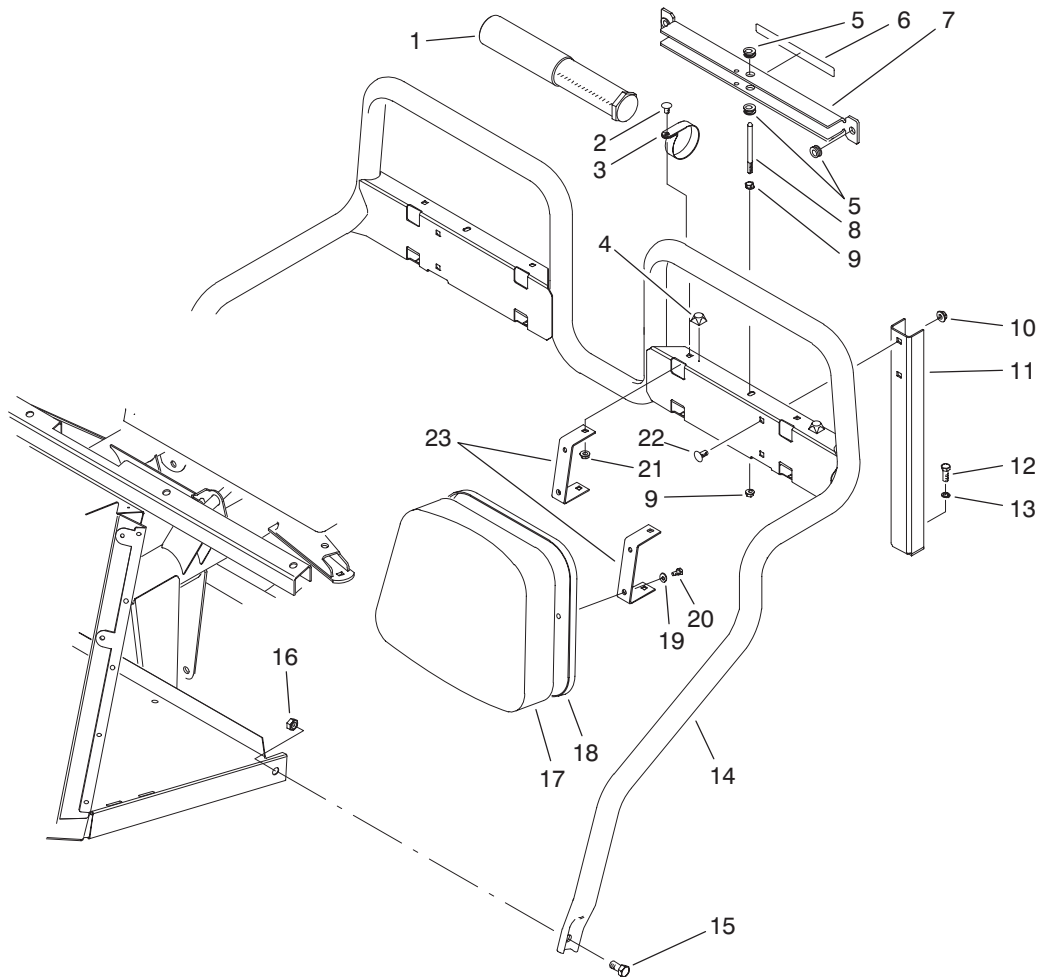


T-1589

SEAT BASE ASSEMBLY (Continued)

Ref. No.	Part No.	Description	No. Used
23	99-9385	Decal - Quick Ref. (Japan)	1
24	87-9480	Fender - Front	2
25	3256-61	Washer - Flat	14

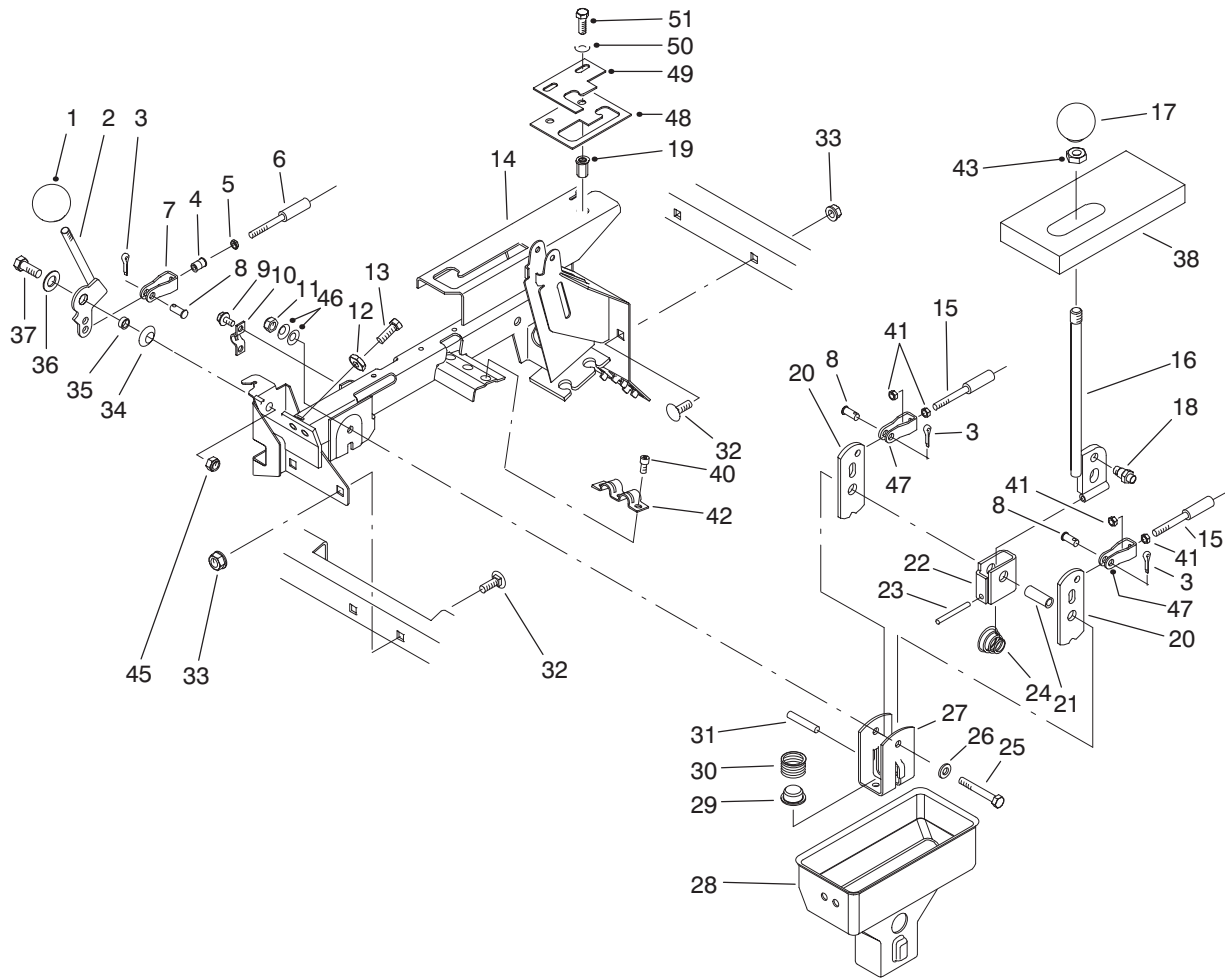
Ref. No.	Part No.	Description	No. Used
26	87-5920	Decal - Danger	1
26	93-9860	Decal - Danger (Europe)	1
26	92-6408	Decal - Danger (Japan)	1



T-1779-1

SEAT BACK ASSEMBLY

Ref. No.	Part No.	Description	No. Used	Ref. No.	Part No.	Description	No. Used
1	74-0720	Tube - Manual	1	11	87-2510-03	Bracket - Seat Frame	2
2	3230-18	Bolt - Carriage	8	12	323-6	Screw - Cap Hex. Hd.	2
3	2412-133	Clamp - R	2	13	3253-21	Washer - Lock	2
4	111071	Bumper	2	14	87-6170-03	Frame - Seat	1
5	92-5972	Grommet	4	15	325-4	Screw - Cap Hex. Hd.	2
6	87-7930	Decal - Danger	1	16	3296-23	Nut - Lock	2
6	93-9852	Decal - Danger (Europe)	1	17	87-6290	Cushion - Seat Back	2
6	92-6415	Decal - Danger (Japan)	1	18	87-6280	Plate - Seat Back	2
7	87-7950	Bed Support Assembly (Incl. Ref. #5 & 6)	1	19	3256-22	Washer - Flat	8
8	87-7940	Stud	1	20	321-4	Screw - Cap Hex. Hd.	8
9	32128-44	Nut - Flange Lock	2	21	32128-20	Nut - Flange Lock	8
10	3290-357	Nut - Flange Lock	4	22	3231-21	Bolt - Carriage	4
				23	87-6240-03	Bracket - Seat Back	4

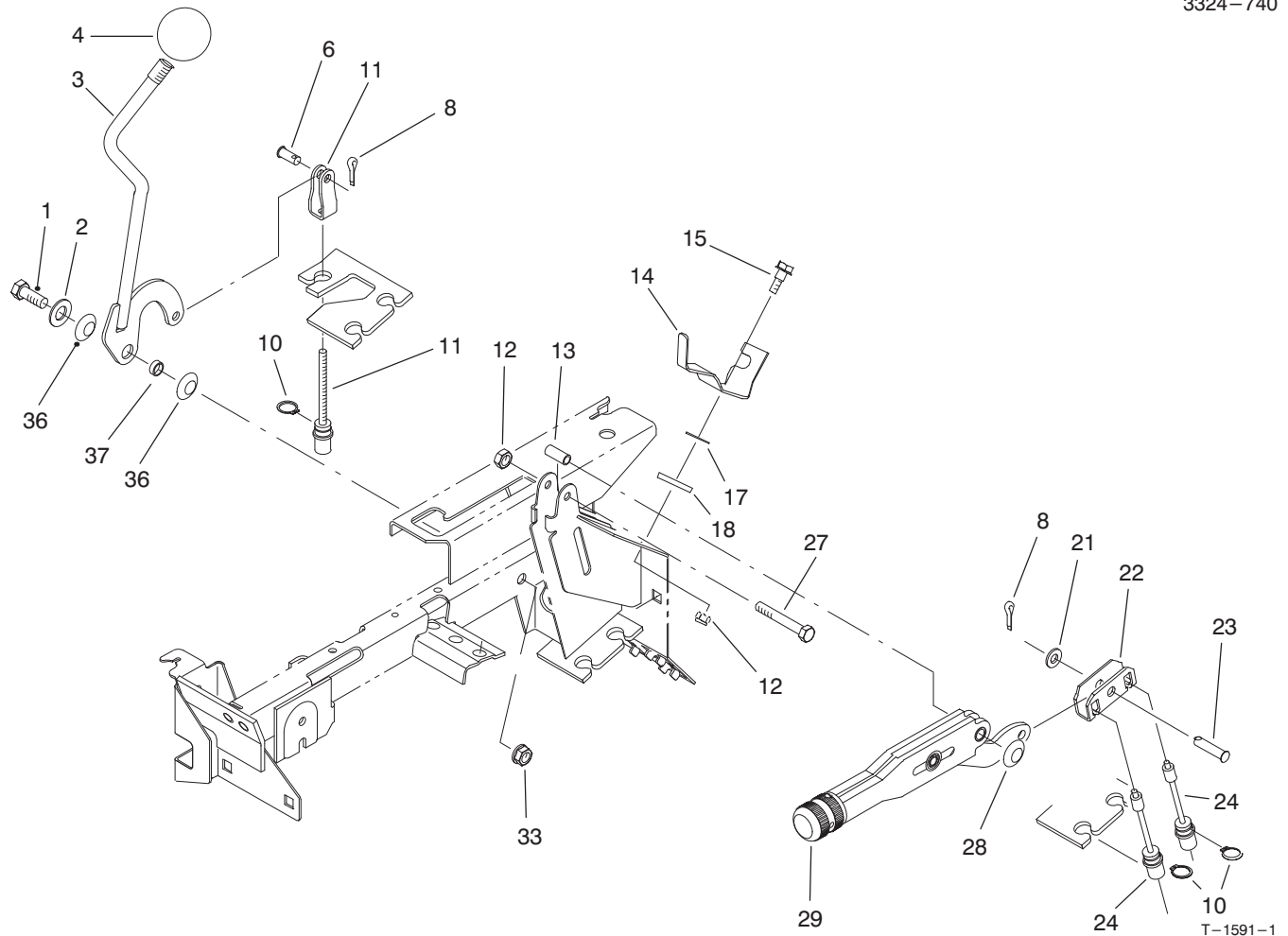


T-2629

HI-LO & SHIFT LEVER ASSEMBLIES

Ref. No.	Part No.	Description	No. Used
1	233-37	Knob	1
2	87-4350	Lever - Hi-Lo	1
3	3272-6	Pin - Cotter	3
4	32148-15	Insert - Threaded	1
5	3219-14	Nut	1
6	93-7106	Hi-Lo Cable Assembly (Incl. Ref. #5)	1
7	87-7160	Assembly - Clevis, Cable (Incl. Ref. #4)	1
8	283-62	Pin - Clevis	3
9	32144-4	Screw - Hex. Washer Hd.	2
10	87-4340	Clamp - Cable	1
11	3296-58	Nut - Lock	1
12	3220-3	Nut - Jam	2
13	3211-8	Screw - Cap Hex. Hd.	2
14	94-5202	Lever Support Assembly (Incl. Ref. #19)	1
15	93-7105	Cable Assembly (Incl. Ref. #41)	2
16	87-2040	Lever - Shift	1
17	87-6720	Knob	1
18	87-3650	Pin - Shift	1
19	32148-7	Nut - Clinch	2
20	87-3540	Link - Shift	2
21	87-2520	Tube - Pivot	1
22	87-6040	Bracket - Shifter	1
23	32121-48	Pin - Roll	1
24	87-2900	Spring - Compression	1

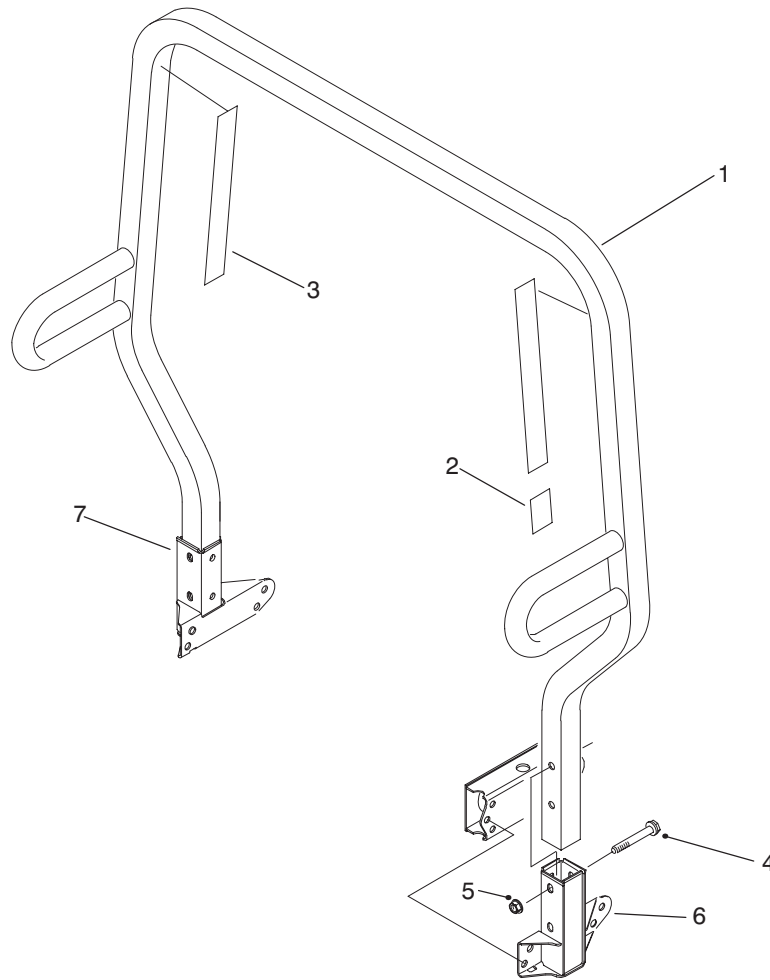
Ref. No.	Part No.	Description	No. Used
25	322-12	Screw - Cap Hex. Hd.	1
26	87-8640	Washer - Flat	1
27	87-3520	Clevis	1
28	87-2260	Boot - Shift Lower	1
29	87-3530	Button - Shifter	1
30	87-3660	Spring - Compression	1
31	3290-507	Pin - Dowel	1
32	3231-21	Bolt - Carriage	4
33	3290-357	Nut - Flange Lock	4
34	3290-221	Washer - Spring	1
35	76-9100	Spacer - Hi-Lo Lever	1
36	49-9150	Washer - Flat	1
37	323-6	Screw - Cap Hex. Hd.	1
38	87-6570	Foam - Seal	1
40	65-5220	Screw - Hex. Socket Hd.	3
41	3220-1	Nut - Jam	4
42	87-4960	Clamp - Cable	1
43	3218-18	Nut - Jam	1
45	3296-39	Nut - Lock	1
46	3290-456	Washer - Belleville	2
47	87-2310	Clevis - Cable	2
48	87-4670	Plate - Detent Lower (Model 07205TC)	1
49	87-4680	Plate - Detent Upper (Model 07205TC)	1
50	3256-23	Washer - Flat	2
51	322-5	Screw - Cap Hex. Hd.	2



DIFFERENTIAL LOCK & PARKING BRAKE ASSEMBLIES

Ref. No.	Part No.	Description	No. Used
1	323-6	Screw - Cap Hex. Hd.	1
2	49-9150	Washer - Flat	1
3	87-5030	Lever - Differential Lock	1
4	233-48	Knob	1
6	283-62	Pin - Clevis	1
8	3272-6	Pin - Cotter	2
10	32120-47	Ring - Retaining	3
11	87-4460	Differential Lock Cable	1
12	3296-42	Nut - Lock	2
13	87-4710	Spacer - Barking Brake	1
14	87-6640-03	Lever - Dump Stop	1
15	42-3560	Screw - Shoulder	1

Ref. No.	Part No.	Description	No. Used
17	3290-478	Washer - Belleville	1
18	71-5320	Washer - Flat	1
21	3256-23	Washer - Flat	1
22	87-3480	Plate - Brake Equalizer	1
23	94-3829	Pin - Clevis	1
24	87-8240	Cable - Parking Brake	2
27	321-9	Screw - Cap Hex. Hd.	1
28	3290-477	Washer - Curved	1
29	87-2710	Lever - Parking Brake	1
33	3296-39	Nut - Lock	1
36	3290-221	Washer - Spring	2
37	76-2290	Spacer	1

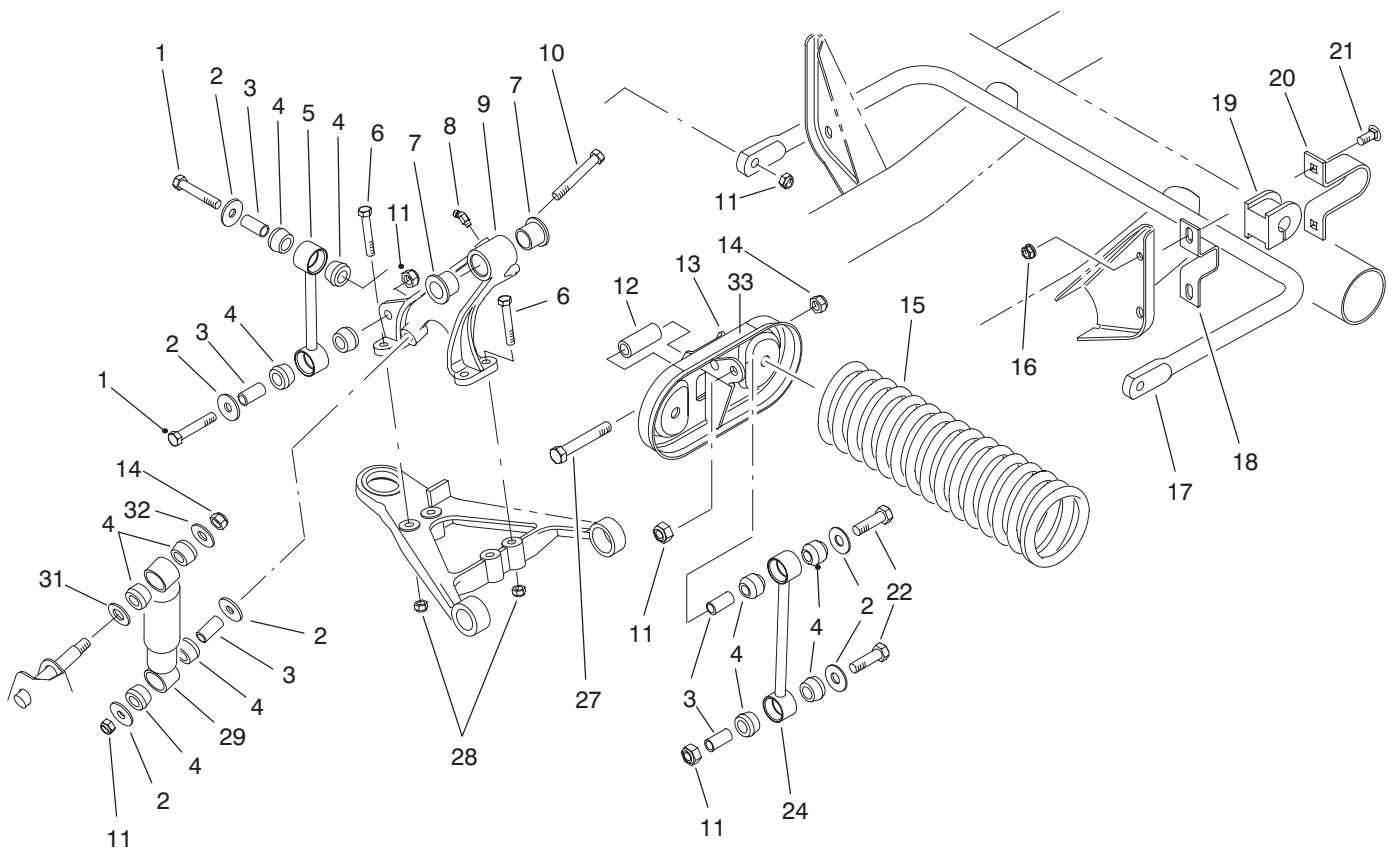


T-1592-1

ROLL OVER PROTECTION SYSTEM (R.O.P.S.) ASSEMBLY

Ref. No.	Part No.	Description	No. Used
1	87-7090	Assembly - Frame, R.O.P.S. (Incl. Ref. #2 & 3)	1
2	87-5940	Decal - Rollover	1
2	93-9850	Decal - Rollover (Europe)	1
2	92-5388	Decal - Rollover (Japan)	1

Ref. No.	Part No.	Description	No. Used
3	87-5980	Decal - ROPS	2
3	93-9859	Decal - ROPS (Europe)	2
3	92-5381	Decal - ROPS (Japan)	2
4	3234-40	Screw - Hex. Flange Hd.	4
5	32128-23	Nut - Flange Lock	4
6	87-6950-03	Receiver - LH	1
7	87-6960-03	Receiver - RH	1

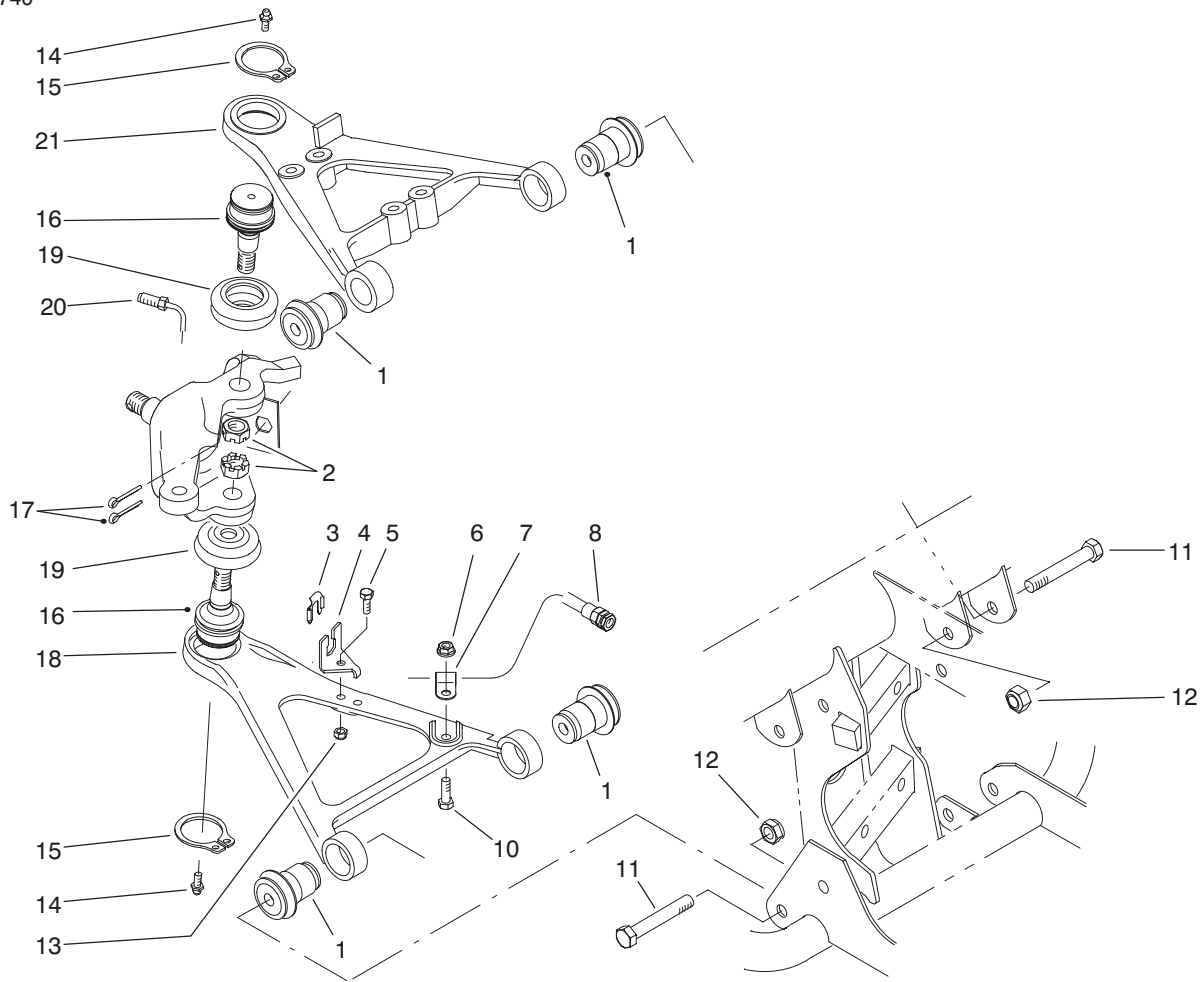


T-1593-1

FRONT SUSPENSION ASSEMBLY

Ref. No.	Part No.	Description	No. Used	Ref. No.	Part No.	Description	No. Used
1	324-10	Screw - Cap Hex. Hd.	4	16	3290-357	Nut - Flange Lock	4
2	87-5330	Washer	12	17	87-3850-03	Bar - Anti-Sway	1
3	87-3600	Spacer	10	18	87-3890-03	Bracket - Anti-Sway Bar	2
4	87-3920	Bushing - Rubber	24	19	87-3910	Bushing - Anti-Sway Bar	2
5	87-3860-03	Link - Anti-Sway Bar	2	20	87-4010	Clamp - Anti-Sway Bar	2
6	323-12	Screw - Cap Hex. Hd.	8	21	3231-25	Bolt - Carriage	4
7	33-3090	Bushing - Flange	4	22	324-9	Screw - Cap Hex. Hd.	4
8	302-11	Fitting - Grease	1	24	87-2480-03	Link - Stabilizer	2
9	87-0150-03	Tower - Control Arm RH	1	27	325-13	Screw - Cap Hex. Hd.	4
*	87-0160-03	Tower - Control Arm LH	1	28	3296-39	Nut - Lock	8
10	324-13	Screw - Cap Hex. Hd.	2	29	87-3110	Absorber - Shock	2
11	3296-48	Nut - Lock	10	31	3256-27	Washer - Flat	2
12	87-2500	Sleeve - Spring Pivot	2	32	3256-6	Washer - Flat	2
13	87-7150	Assembly - Cradle, Spring (Incl. Ref. #33)	2	33	44-0760	Decal - Warning	2
14	3296-23	Nut - Lock	4	33	93-9879	Decal - Warning (Europe)	2
15	87-0690-03	Spring - Compression	2	33	92-6493	Decal - Warning (Japan)	2

*Not Illustrated



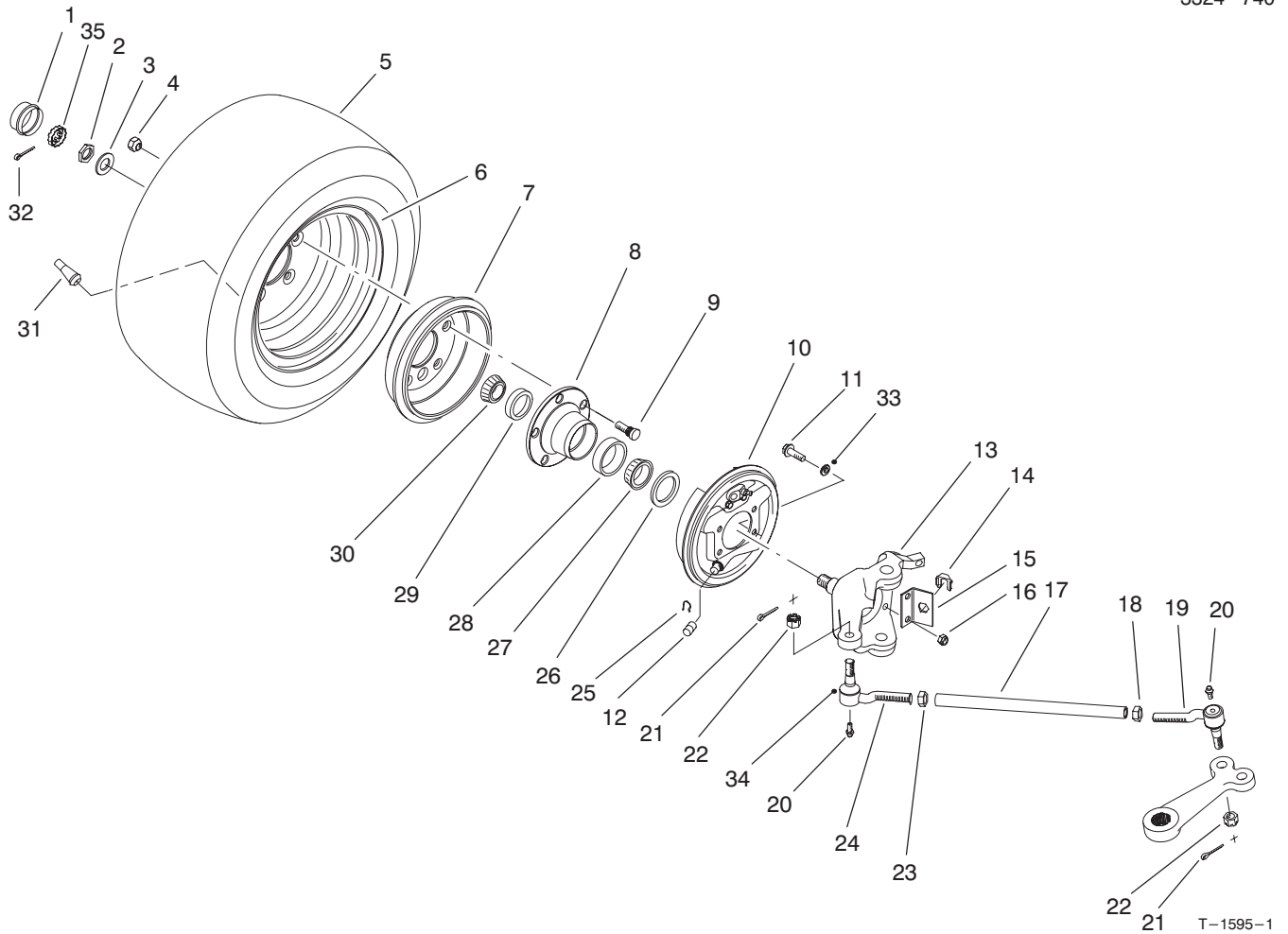
T-1594-1

FRONT SUSPENSION CONTROL ARM ASSEMBLY

Ref. No.	Part No.	Description	No. Used
1	87-1450	Bushing - Rubber	8
2	32136-2	Nut - Slotted	2
3	87-3580	Retainer - Brake Hose	2
4	87-2870	Bracket - Brake Hose	2
5	321-6	Screw - Cap Hex. Hd.	2
6	32128-20	Nut - Flange Lock	2
7	2412-10	Clamp - R	2
8	93-7123	Hose - Brake Front	2
10	322-5	Screw - Cap Hex. Hd.	2
11	325-13	Screw - Cap Hex. Hd	8
12	3296-23	Nut - Flange Lock	8
13	3296-42	Nut - Lock	2

Ref. No.	Part No.	Description	No. Used
14	302-5	Fitting - Grease	4
15	32151-104	Ring - Snap	4
16	87-1430	Joint - Ball	4
17	3272-12	Pin - Cotter	4
18	87-0210-03	Arm - Control Lower RH	1
*	87-0220-03	Arm - Control Lower LH	1
19	87-2420	Boot	4
20	87-2800	Tube - Brake RH	1
*	87-2790	Tube - Brake LH	1
21	93-7135-03	Arm - Control Upper RH	1
*	93-7133-03	Arm - Control Upper LH	1

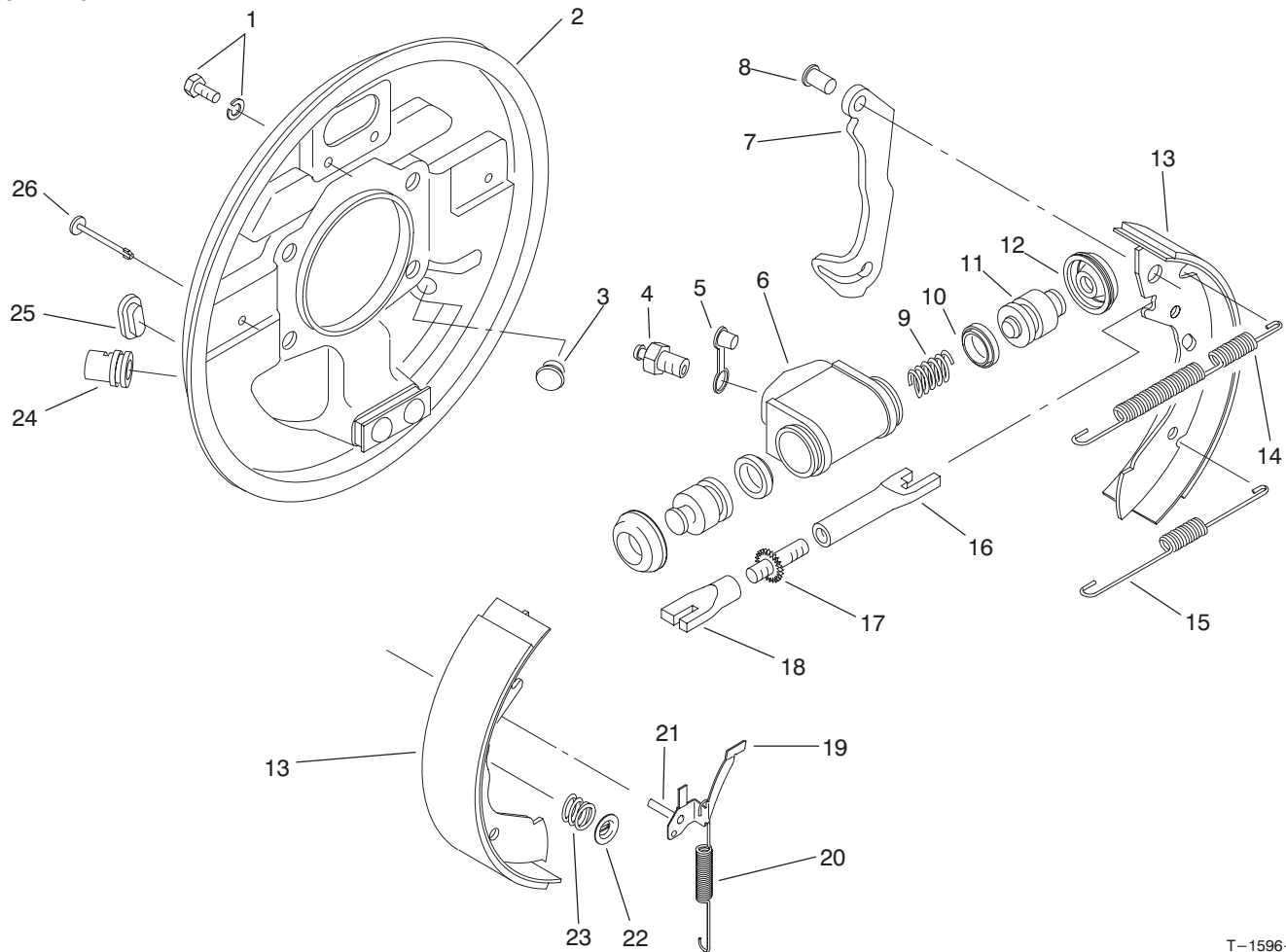
*Not Illustrated



FRONT WHEEL ASSEMBLY

Ref. No.	Part No.	Description	No. Used	Ref. No.	Part No.	Description	No. Used
1	241-119	Cap Dust	2	*19	94-3804	Rod End Assy. LH Thread (Incl. Ref. #21, 22 & 34) Heavy Duty (Optional)	2
2	3220-7	Nut - Jam	2	20	302-5	Fitting - Grease	4
3	93-0309	Washer - Tab	2	21	3272-12	Pin - Cotter	4
4	23-7270	Nut - Lug	10	22	32136-3	Nut - Slotted	4
5	94-5261	Tire	2	23	3220-11	Nut - Jam	2
*	Optional	Tire-Hard Surface & Traction Option (See Dealer/Distributor for Tire Selection Guide)	2	24	87-1480	Rod End Assy. - RH Thread (Incl. Ref. #20-22 & 34)	2
6	87-5720	Rim	2	*	94-3807	Rod End Assy. RH Thread (Incl. Ref. #21, 22 & 34) Heavy Duty (Optional)	2
7	87-0270	Drum - Brake	2	25	87-3310	Clip - Brake Cable	2
8	87-5560	Hub - Wheel	2	26	87-3590	Seal - Bearing	2
9	87-8730	Stud - Drive	10	27	254-106	Cone - Bearing	2
10	87-3010	Brake Assembly - RH	1	28	254-107	Cup - Bearing	2
*	87-3020	Brake Assembly - LH	1	29	254-72	Cup - Bearing	2
11	323-8	Screw - Hex. Flange Hd.	8	30	254-94	Cone - Bearing	2
12	87-3450	Plug	2	31	232-27	Stem - Valve	2
13	87-9430-03	Spindle - RH	1	32	3272-12	Pin - Cotter	2
*	87-9440-03	Spindle - LH	1	33	3253-21	Washer - Lock	8
14	87-3580	Retainer	2	34		Seal - Rod End	4
15	87-2820	Bracket - Hose	2	35	93-0307	Nut - Retainer	2
16	3296-39	Nut - Lock	8	*	87-5340	Seal Kit - Tie Rod End (Incl. Ref. #20-22 & 34)	4
17	87-2410	Rod - Tie	2				
18	3218-21	Nut - Jam	2				
19	87-1470	Rod End Assy. - LH Thread (Incl. Ref. # 20-22 & 34)	2				

*Not Illustrated



T-1596-1

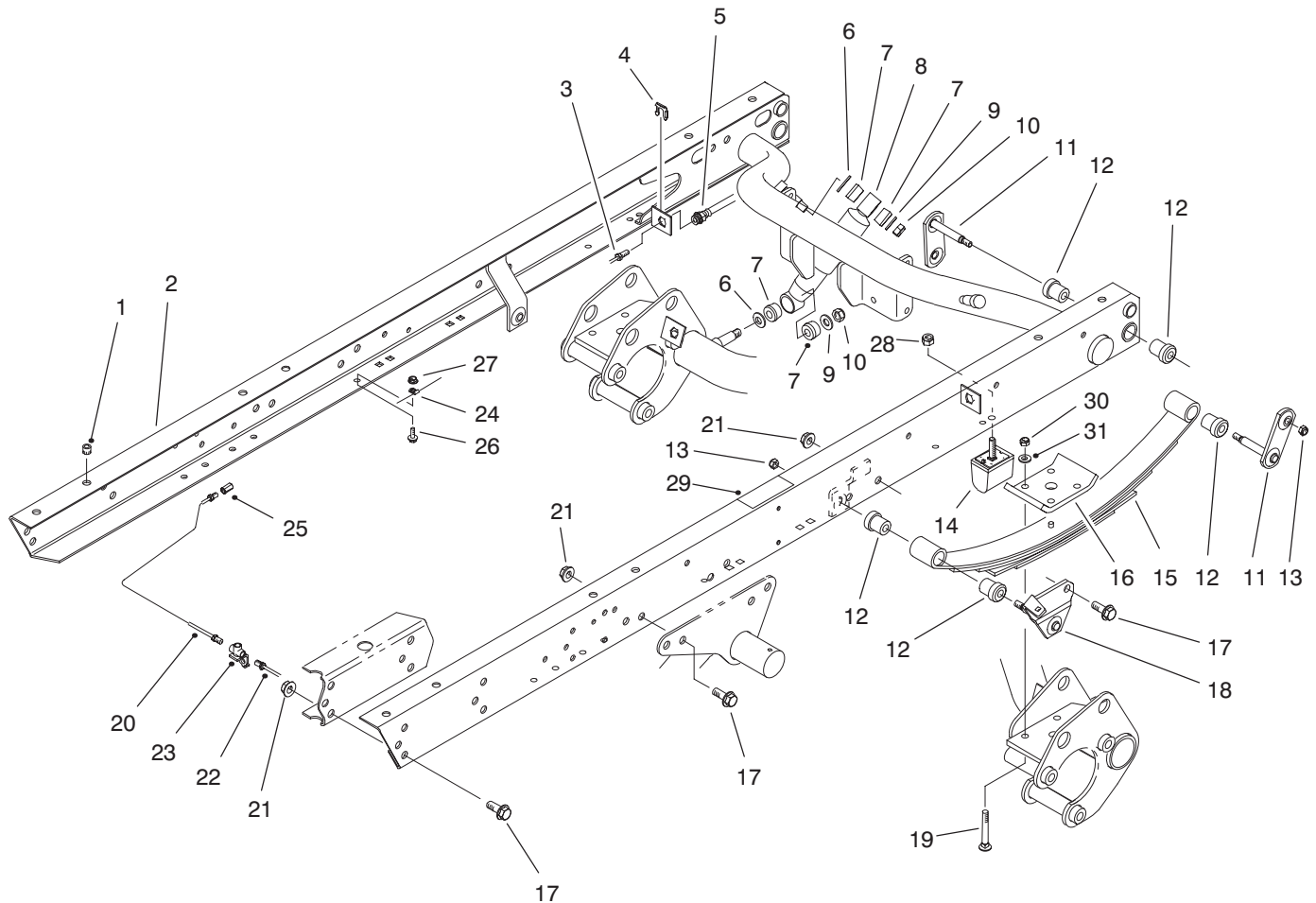
FRONT BRAKE ASSEMBLY

Ref. No.	Part No.	Description	No. Used
1	92-4135	Set Bolt	2
2	92-4115	Backplate Assembly LH (Incl. Ref. #24)	1
*	92-4116	Backplate Assembly RH (Incl. Ref. #24)	1
3	92-4125	Plug	1
4	92-4113	Screw - Bleed	1
5	92-4114	Cap - Bleed Screw	1
†6		Body	1
†7		Lever - Operating LH/RH	1
†8		Pin	1
†9		Spring	1
†10		Seal - 'L' Type	2
†11		Piston	2
†12		Cover - Dust	2
13	92-4120	Shoe & Lining Set (Incl. Ref. #7 & 8)	1
14	92-4126	Spring - Shoe, Upper LH	1
*	92-4127	Spring - Shoe, Upper RH	1
15	92-4128	Spring - Shoe, Lower	1
16		Pushrod - Female LH	1
*		Pushrod - Female RH	1
†17		Bolt - Adjuster	1
†18		Sleeve - Adjuster	1

Ref. No.	Part No.	Description	No. Used
19	92-4123	Assembly - Pawl LH (Incl. Ref. #21)	1
*	92-4124	Assembly - Pawl RH (Incl. Ref. #21)	1
20	92-4129	Spring - Adjuster, LH	1
*	92-4130	Spring - Adjuster, RH	1
21		Pin - Pawl	1
22	92-4131	Washer - Hold Down	2
23	92-4132	Spring - Hold Down	2
24		Guide - Pipe	1
25	92-4134	Plug - Inspection	1
26	92-4133	Pin - Hold Down	2
*	92-4121	Assembly - Adjuster LH (Incl. Ref. #16-18)	1
*	92-4122	Assembly - Adjuster RH (Incl. Ref. #16-18)	1
*	92-4117	Assy. - Wheel Cylinder LH (Incl. Ref. #4-6 & 9-12)	1
*	92-4118	Assy. - Wheel Cylinder RH (Incl. Ref. #4-6 & 9-12)	1
*	92-4119	Kit - Seal (Incl. Ref. #10 & 12)	1
*	87-3010	Front Brake Assembly - RH (Complete)	1
*	87-3020	Front Brake Assembly - LH (Complete)	1

*Not Illustrated

† Not Serviced Separately.

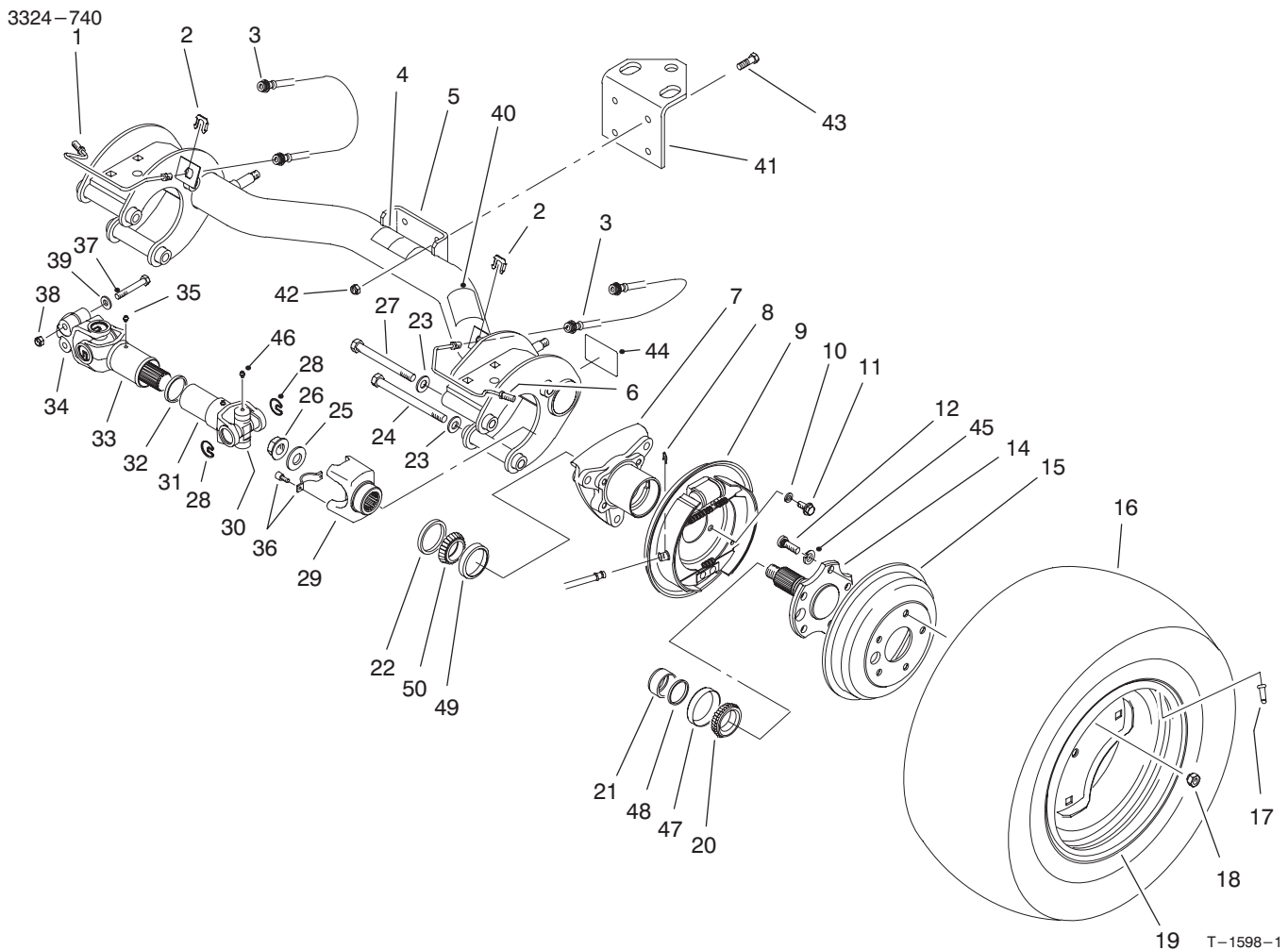


T-1778-1

REAR FRAME ASSEMBLY

Ref. No.	Part No.	Description	No. Used	Ref. No.	Part No.	Description	No. Used
1	32148-9	Insert - Threaded	8	17	3234-38	Screw - Hex. Flange Hd.	24
2	87-8440	Assembly - Rear Frame (Incl. Ref. #1 & 32)	1	18	87-3960	Mount - Spring LH	1
3	94-3846	Tube - Brake RH	1	*	87-3940	Mount - Spring RH	1
*	94-3844	Tube - Brake LH	1	19	3232-17	Bolt - Carriage	8
4	87-3580	Retainer	2	20	94-3845	Tube - Brake RH	1
5	87-4100	Hose - Brake	2	21	32128-23	Nut - Flange Lock	24
6	3256-27	Washer - Flat	4	22	94-3843	Tube - Brake LH	1
7	87-3920	Bushing - Rubber	8	23	87-3560	Tee - Brake Tube	1
8	87-3110	Shock Absorber	2	24	2412-149	Clamp - Tube	4
9	3256-6	Washer - Flat	4	25	87-3570	Union - Brake Line	2
10	3296-23	Nut - Lock	4	26	3234-4	Screw - Hex. Flange Hd.	4
11	87-3980	Shackle - Spring	4	27	32128-33	Nut - Flange Lock	4
12	87-4760	Bushing	12	28	48-9520	Nut - Lock	2
13	3296-39	Nut - Lock	6	29	66-6840	Decal - Caution	2
14	87-3470	Bumper - Spring	2	29	93-8071	Decal - Caution (Europe)	2
15	87-1490	Spring - Leaf	2	29	92-6479	Decal - Caution (Japan)	2
16	87-7470-03	Plate - Clamp	2	30	3296-76	Nut - Lock	8
				31	87-7480	Washer - Flat	8

*Not Illustrated



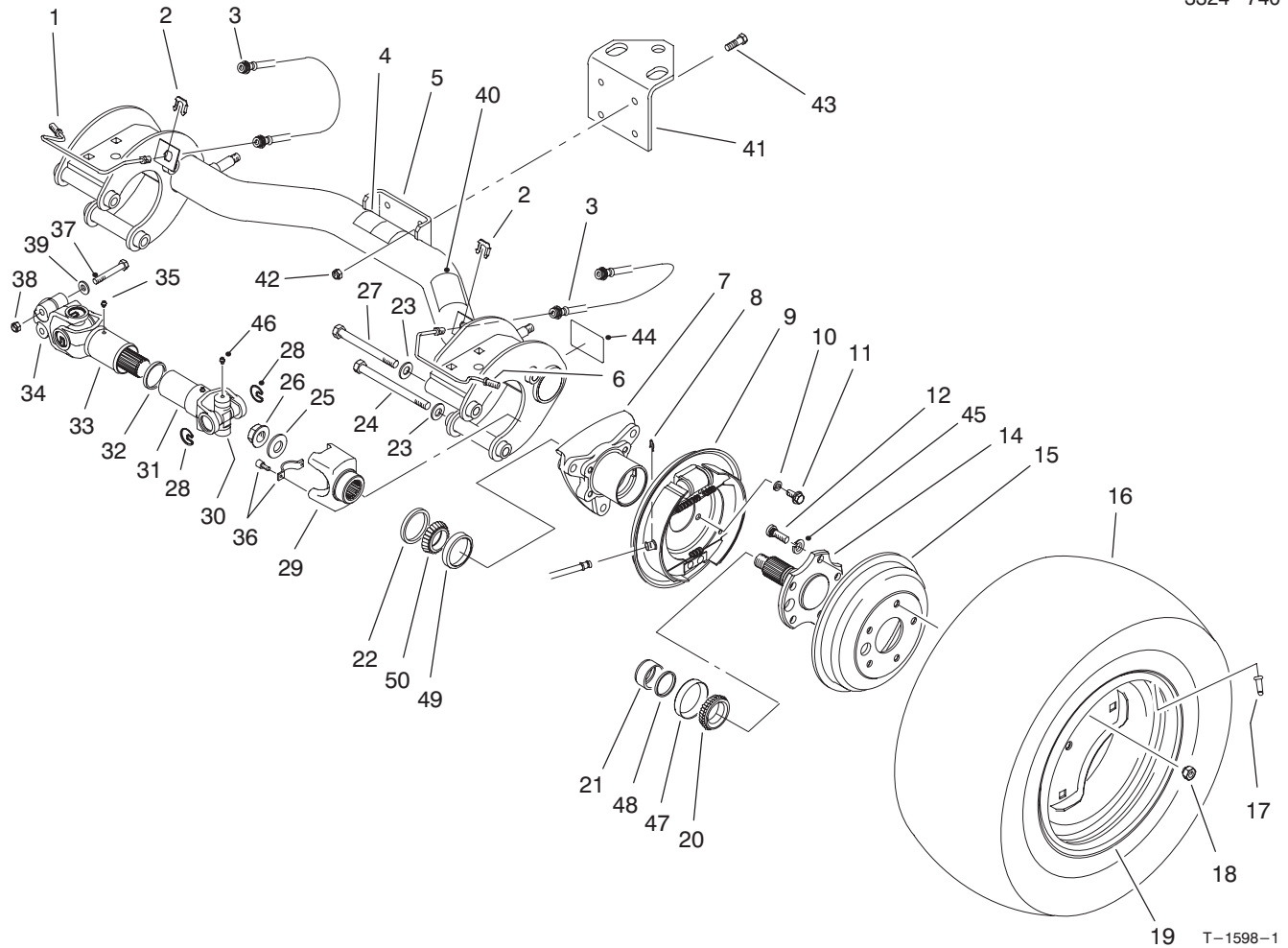
REAR AXLE ASSEMBLY

Ref. No.	Part No.	Description	No. Used
1	87-4090	Tube - Brake RH	1
2	87-3580	Retainer - Brake Hose	2
3	87-4100	Hose - Brake	2
4	87-6060	Decal - ATF	1
4	93-9442	Decal - ATF (Europe)	1
4	92-5473	Decal - ATF (Japan)	1
5	87-7110	Assembly - Axle, Rear (Incl. Ref. #4, 40 & 44)	1
6	87-4080	Tube - Brake LH	1
7	87-2240-03	Housing - Axle	2
8	87-3310	Clip - Brake Cable	2
9	93-7126	Brake Assembly LH	1
*	93-7125	Brake Assembly RH	1
10	3253-21	Washer - Lock	8
11	323-6	Screw - Cap Hex. Hd.	8
12	87-2080	Stud - Drive	10
14	93-7090-03	Stub - Axle	2
15	93-7128	Drum - Brake	2
16	87-6740	Tire - Rear 24"	2
*	Optional	Tire - Hard Surface & Traction Option (See Dealer/Distributor for Tire Selection Guide)	2
17	232-27	Valve - Stem	2
18	23-7270	Nut - Lug	10
19	87-6750	Rim - Rear 24"	2

Ref. No.	Part No.	Description	No. Used
†20		Cone - Bearing	2
21	87-4060	Spacer - Bearing	2
22	87-3590	Seal - Bearing	2
23	87-7270	Washer - Flat	6
24	325-20	Screw - Cap Hex. Hd.	5
25	87-3060	Washer - Flat	2
26	32128-53	Nut - Flange Lock	2
27	325-19	Screw - Cap Hex. Hd.	1
28	92-4188	Ring - Snap	12
29	92-4190	Yoke - End	2
30	92-4187	Cross & Bearing Kit	4
31	92-4182	Yoke & Hub	2
32	92-4180	Seal	2
33	92-4179	Yoke, Shaft & Seal Tube	2
34	98-2940	Yoke - Double Clamp	2
35	302-5	Fitting - Grease	2
36	92-4189	Strap & Bolt Kit	2
37	98-2939	Screw - Cap Hex. Hd.	4
38	32128-36	Nut - Lock	4
39	80-6990	Washer	4
40	87-5990	Decal - PTO	1
40	93-9862	Decal - PTO (Europe)	1
40	92-5367	Decal - PTO (Japan)	1
41	92-5951-03	Angle - Hitch	1
42	3296-39	Nut - Lock	4
43	323-7	Screw - Cap Hex. Hd.	4

*Not Illustrated

†Not Serviced Separately.

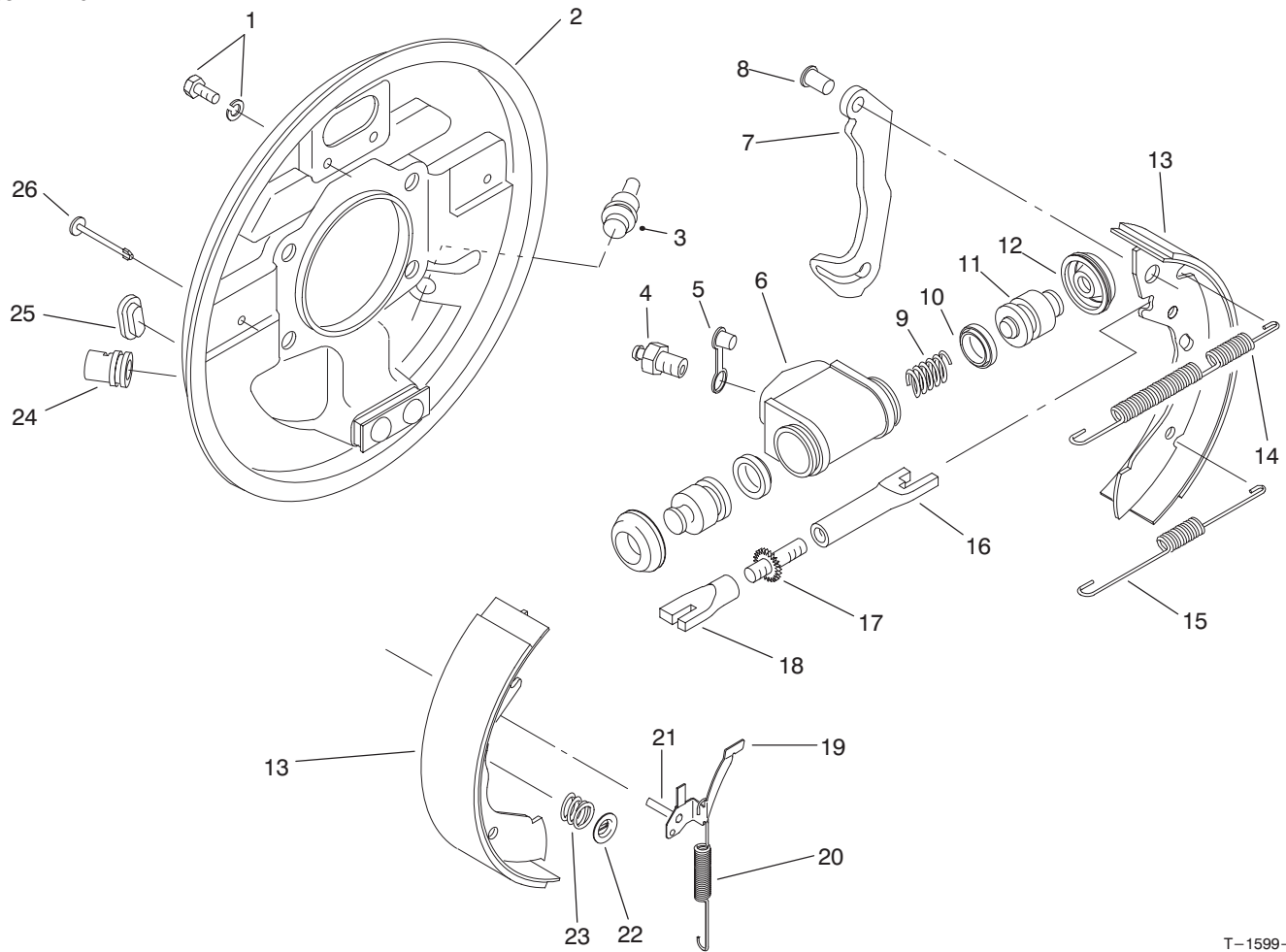


REAR AXLE ASSEMBLY (Continued)

Ref. No.	Part No.	Description	No. Used	Ref. No.	Part No.	Description	No. Used
44	87-9080	Decal - Grease	2	*	87-6370	Rear Tire & Wheel Assembly (Optional 23")	2
44	93-9449	Decal - Grease (Europe)	2	*	87-1970	Bearng - Matched Set (Use 1 set per wheel) (Incl. Ref. #20 & 47-50)	2
44	92-6444	Decal - Grease (Japan)	2	*	98-2969	1/2 Yoke Kit (Incl. Ref. #29 & 36)	2
45	3253-6	Washer - Lock	10	*	98-2967	Driveshaft Assembly Kit (Incl. Ref. #37 & 51)	2
46	302-58	Fitting - Grease	16	*	98-2968	Yoke Kit (Incl. Ref. #34 & 37)	2
†47		Cup - Bearing	2				
†48		Spacer	2				
†49		Cup - Bearing	2				
†50		Cone - Bearing	2				
*51	98-2918	Driveshaft Assembly (Incl. Ref. #28, 30-35 & 46)	2				
*	87-5370	Rear Tire & Wheel Assembly (24")	2				

*Not Illustrated

†Not Serviced Separately.



T-1599-1

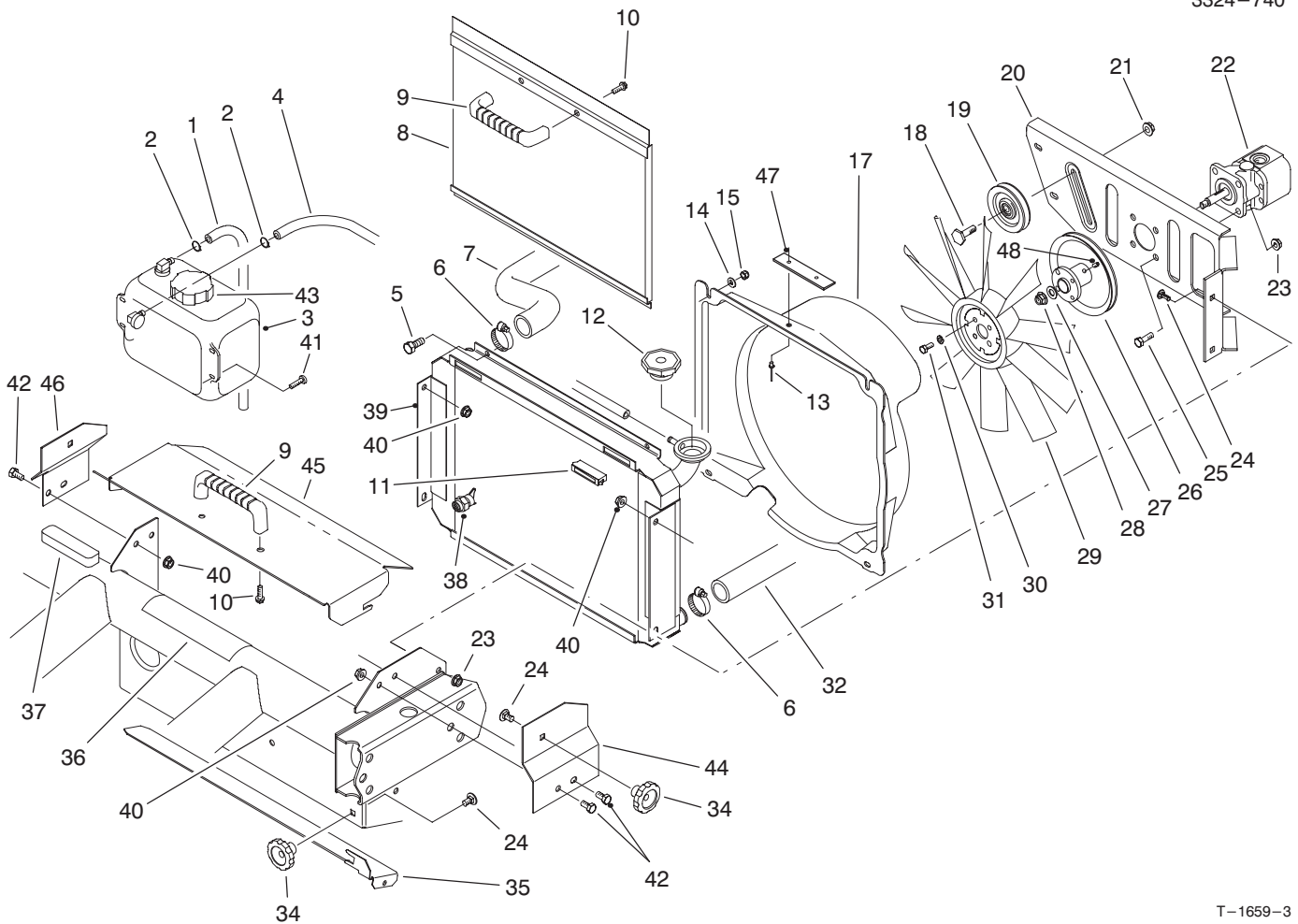
REAR BRAKE ASSEMBLY

Ref. No.	Part No.	Description	No. Used
1	92-4135	Set Bolt	2
2	92-4136	Backplate Assembly LH (Incl. Ref. #24)	1
*	92-4100	Backplate Assembly RH (Incl. Ref. #24)	1
3	92-4146	Plug	1
4	92-4137	Screw - Bleed	1
5	92-4114	Cap - Bleed Screw	1
†6		Body	1
†7		Lever - Operating LH/RH	1
†8		Pin	1
†9		Spring	1
†10		Seal - 'L' Type	2
†11		Piston	2
†12		Cover - Dust	2
13	92-4143	Shoe & Lining Set (Incl. Ref. #7 & 8)	1
14	92-4147	Spring - Shoe, Upper LH	1
*	92-4148	Spring - Shoe, Upper RH	1
15	92-4149	Spring - Shoe, Lower	1
†16		Pushrod - Female LH	1
*		Pushrod - Female RH	1
†17		Bolt - Adjuster	1
†18		Sleeve - Adjuster	1

Ref. No.	Part No.	Description	No. Used
19	92-4123	Assembly - Pawl LH (Incl. Ref. #21)	1
*	92-4124	Assembly - Pawl RH (Incl. Ref. #21)	1
20	92-4150	Spring - Adjuster, LH	1
*	92-4151	Spring - Adjuster, RH	1
21		Pin - Pawl	1
22	92-4131	Washer - Hold Down	2
23	92-4152	Spring - Hold Down	2
24		Guide - Pipe	1
25	92-4134	Plug - Inspection	1
26	92-4133	Pin - Hold Down	2
*	92-4144	Assembly - Adjuster LH (Incl. Ref. #16-18)	1
*	92-4145	Assembly - Adjuster RH (Incl. Ref. #16-18)	1
*	92-4140	Assy. - Wheel Cylinder LH (Incl. Ref. #4-6 & 9-12)	1
*	92-4141	Assy. - Wheel Cylinder RH (Incl. Ref. #4-6 & 9-12)	1
*	92-4142	Seal Kit (Incl. Ref. #10 & 12)	1
*	93-7125	Rear Brake Assembly - RH (Complete)	1
*	93-7126	Rear Brake Assembly - LH (Complete)	1

*Not Illustrated

† Not Serviced Separately.

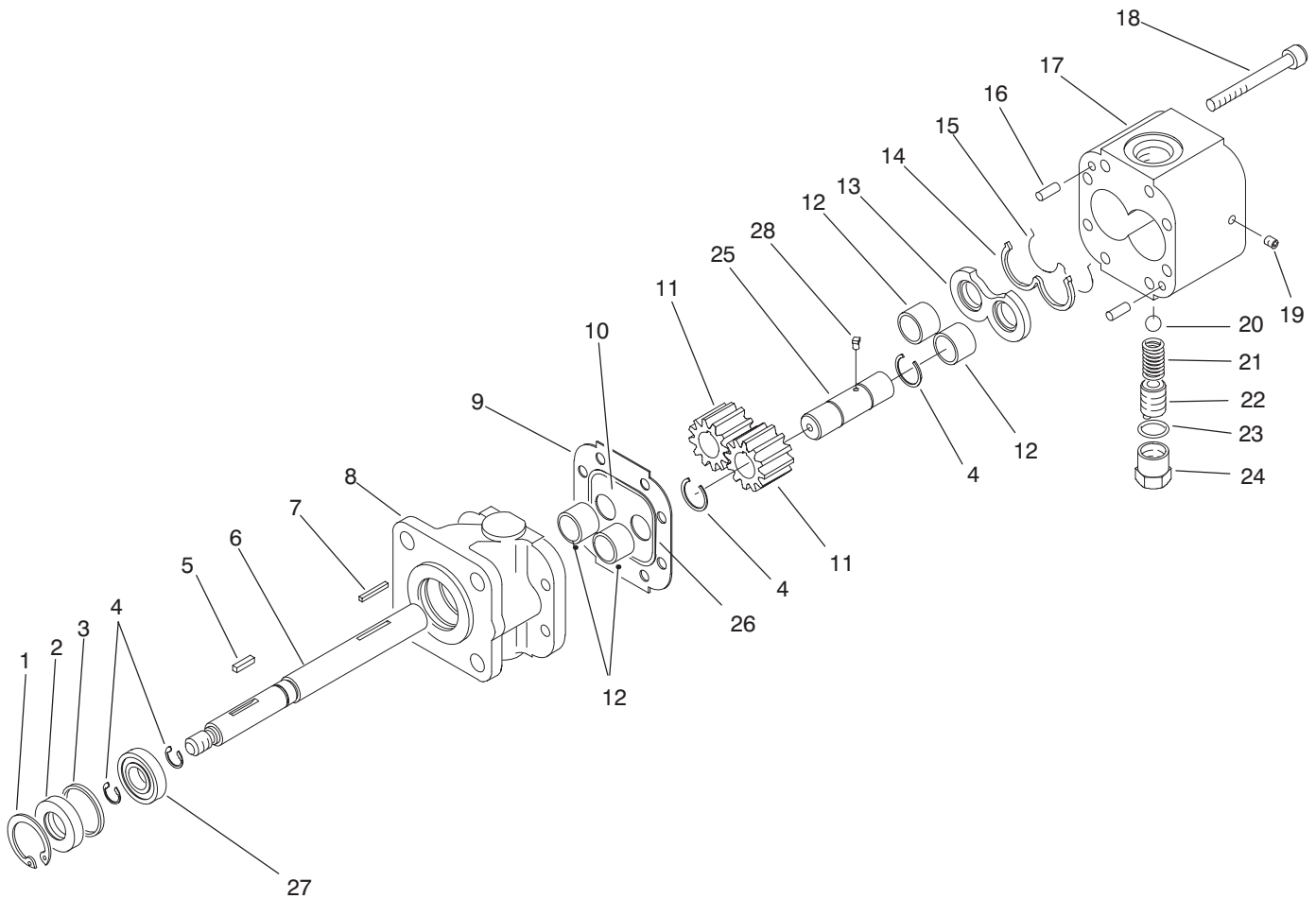


T-1659-3

RADIATOR & HYDRAULIC PUMP ASSEMBLY

Ref. No.	Part No.	Description	No. Used
1	71-3381	Tube - Overflow	1
2	92-2379	Clamp - Hose	2
3	87-3710	Overflow Reservoir Assembly (Incl. Ref. #43)	1
4	71-3383	Hose - Overflow	1
5	321-4	Screw - Cap Hex. Hd.	4
6	2412-34	Clamp - Hose	2
7	87-7330	Hose - Radiator Upper	1
8	93-7103-03	Screen - Radiator	1
9	65-5100	Handle	2
10	46-8091	Screw - Hex. Flange Hd.	4
11	58-4250	Magnet	2
12	66-3240	Cap - Radiator	1
13	3290-271	Rivet - Pop	2
14	3256-22	Washer - Flat	4
15	3296-42	Nut - Lock	4
17	92-4198	Fan Shroud Assembly (Incl. Ref. #13 & 16)	1
18	32141-86	Screw - Leveler	1
19	63-8140	Pulley	1
20	93-7088-03	Support - Fan	1
21	3290-357	Nut - Flange Lock	1
22	87-5700	Hydraulic Pump Assembly	1
23	3296-29	Nut - Flange Lock	8
24	3230-23	Bolt - Carriage	7
25	322-5	Screw - Cap Hex. Hd.	4

Ref. No.	Part No.	Description	No. Used
26	94-5237	Pulley	1
27	3256-45	Washer - Flat	1
28	3296-5	Nut - Flange Lock	1
29	84-1880	Fan	1
30	3253-3	Washer - Lock	4
31	321-3	Screw - Cap Hex. Hd.	4
32	87-4150	Hose - Radiator Lower	1
34	19-4050	Knob	3
35	87-9300-03	Door - Clean Out	1
36	87-9420	Decal - Caution	1
36	93-9447	Decal - Caution (Europe)	1
36	93-3766	Decal - Caution (Japan)	1
37	87-9810	Foam - Overflow Tank	1
38	92-4111	Petcock - Radiator	1
39	93-7051	Radiator Assembly (Incl. Ref. #38)	1
40	32128-20	Nut - Lock	6
41	3250-20	Screw - Round Hd.	4
42	322-2	Screw - Cap Hex. Hd.	6
43	87-7050	Cap - Reservoir	1
44	93-8938-03	Bracket - Cover Mount LH	1
45	93-8940-03	Cover - Radiator	1
46	93-8939-03	Bracket - Cover Mount RH	1
47	98-9335	Plate - Warning, Fan	1
48	3245-31	Screw - Set	1



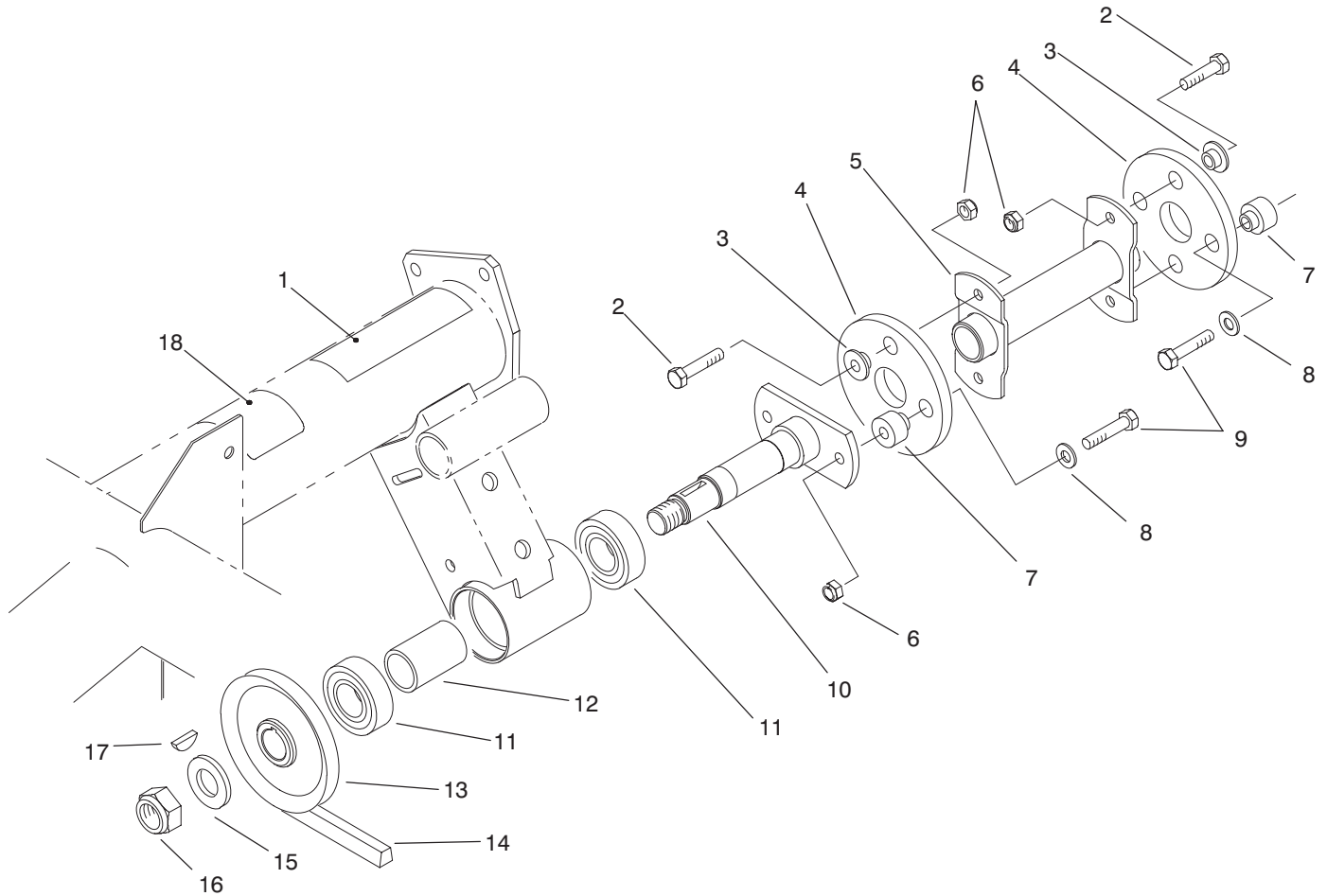
T-1601-1

HYDRAULIC PUMP ASSEMBLY NO. 87-5700

Ref. No.	Part No.	Description	No. Used
1	32151-41	Ring - Retaining	1
2	92-2195	Seal - Oil	1
3	92-2186	Spacer	1
4	92-2178	Ring - Crescent	4
5	92-2179	Key - Square	1
6	92-2189	Shaft - Drive	1
7	92-2177	Pin - Shear	1
†8		Stator	1
9	92-2182	Plate - Seal	1
10	92-2183	Plate - Wear	1
11	92-2175	Gear	2
12	92-2192	Bearing	4
13	92-2181	Plate - Pressure	1
14	92-2197	Seal - Back Up	1

Ref. No.	Part No.	Description	No. Used
15	92-2196	Seal - Pressure Plate	1
16	92-2176	Pin - Dowel	2
17	92-2187	Housing - Gear, End	1
18	92-2173	Screw - Cap Socket Head	8
19	92-2185	Plug	1
20	92-2193	Ball	1
21	92-2194	Spring	1
22	92-2174	Screw - Adjusting	1
23	92-2180	Gasket - Copper	1
24	92-2184	Cap - Relief Valve	1
25	92-2190	Shaft - Idler	1
26	92-2198	Seal	1
27	92-2191	Bearing	1
28	92-2199	Key - Ball	1

† Not Serviced Separately.

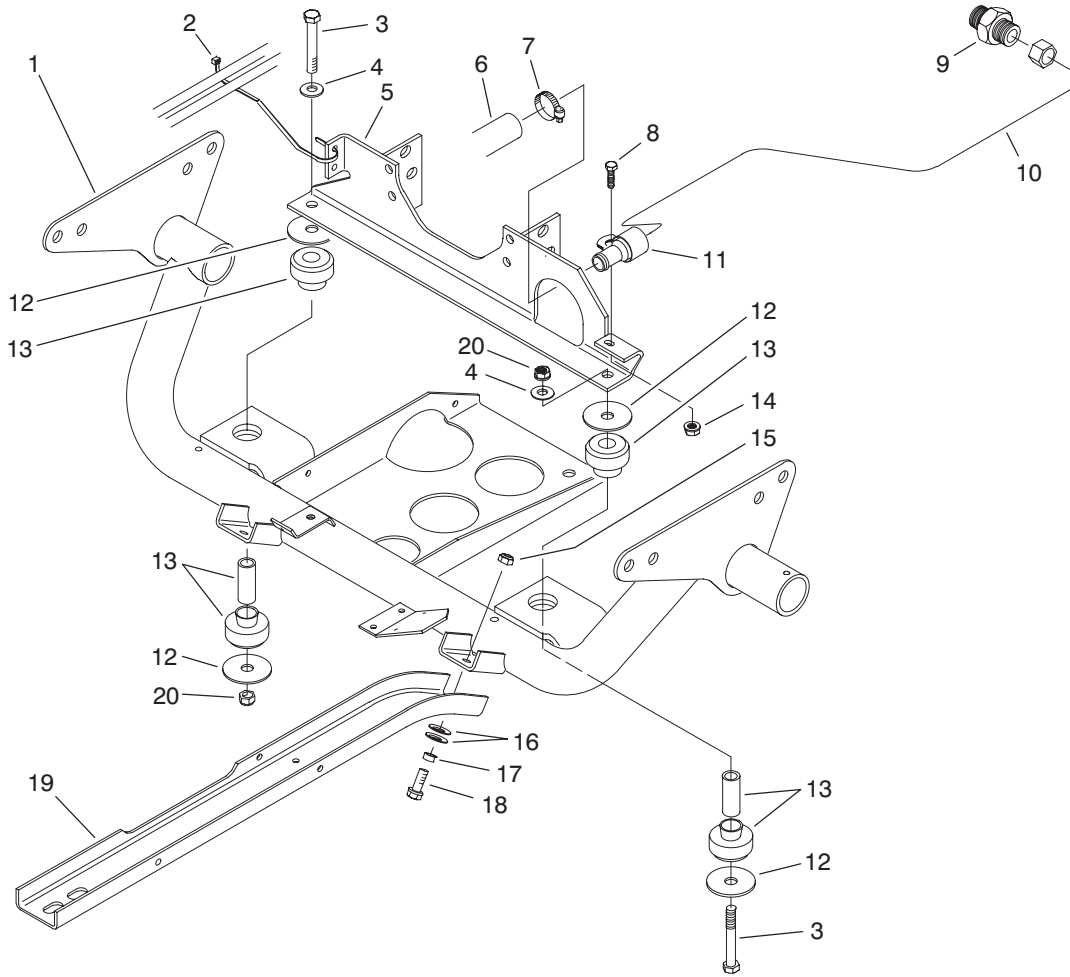


T-1660-1

HYDRAULIC PUMP DRIVE ASSEMBLY

Ref. No.	Part No.	Description	No. Used
1	80-8040	Decal - Caution	1
1	93-7814	Decal - Caution (Europe)	1
1	83-6030	Decal - Caution (Japan)	1
2	322-5	Screw - Cap Hex. Hd.	4
3	27-6600	Spacer - Thin	4
4	44-2230	Disc - Rubber	2
5	87-4120-03	Driveshaft	1
6	3296-29	Nut - Lock	6
7	27-6590	Spacer - Thick	4
8	3256-3	Washer - Flat	4
9	322-7	Screw - Cap Hex. Hd.	4

Ref. No.	Part No.	Description	No. Used
10	87-2720-03	Driveshaft	1
11	251-82	Bearing - Ball	2
12	87-2750	Spacer - Bearing	1
13	87-3370-03	Pulley	1
14	93-7140	Belt - V	1
15	3256-28	Washer - Flat	1
16	3296-15	Nut - Lock	1
17	3257-7	Key - Woodruff	1
18	83-9150	Decal - Fluid	1
18	93-7275	Decal - Fluid (Europe)	1
18	84-6660	Decal - Fluid (Japan)	1

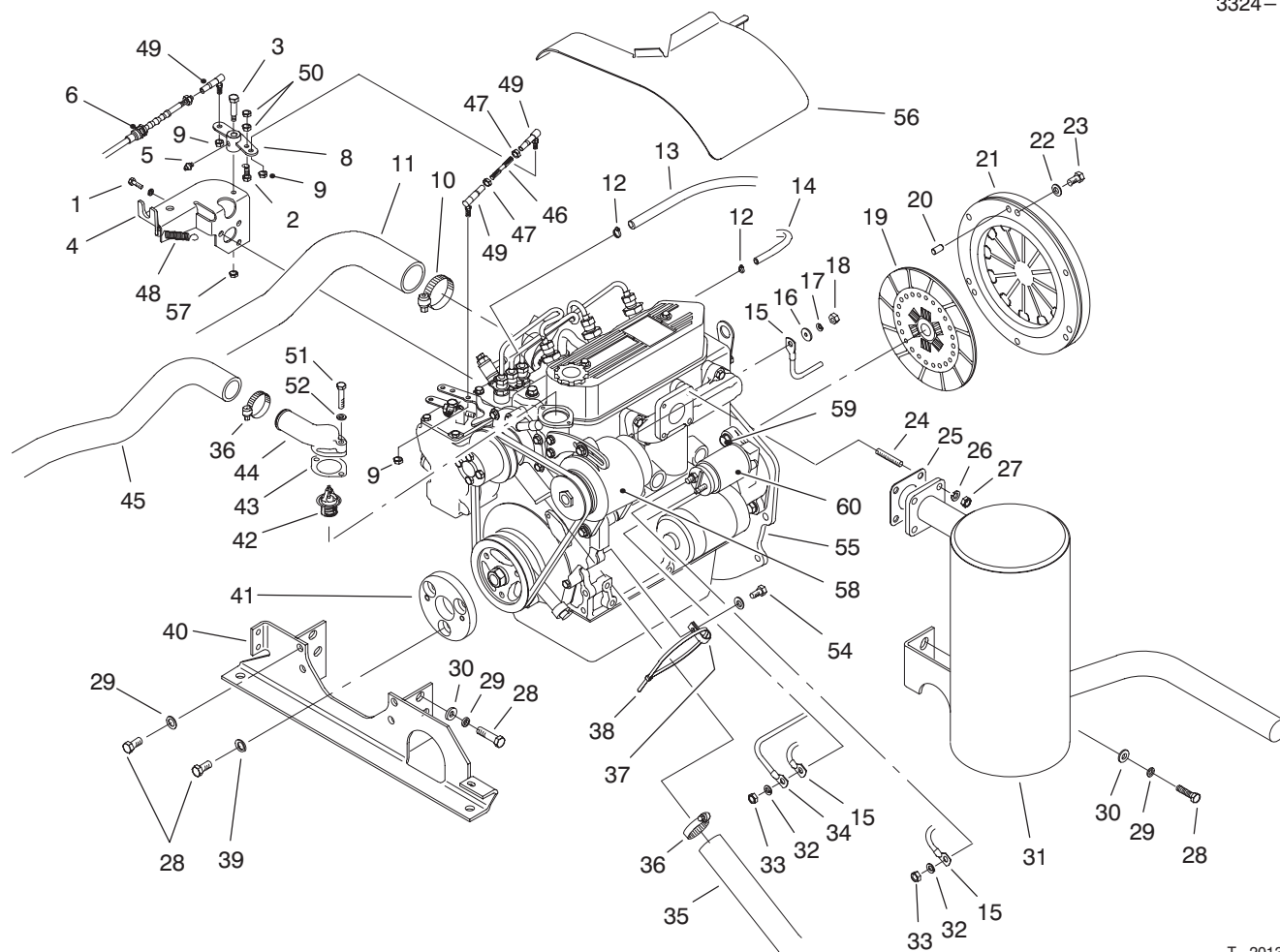


T-1661-1

ENGINE FRAME ASSEMBLY

Ref. No.	Part No.	Description	No. Used
1	93-7099-03	Frame – Engine	1
2	3290-378	Tie – Cable	1
3	324-12	Screw – Cap Hex. Hd.	2
4	3256-25	Washer – Flat	2
5	93-7100-03	Mount – Engine	1
6	87-7350	Hose – Suction	1
7	2412-34	Clamp – Hose	1
8	321-4	Screw – Cap Hex. Hd.	1
9	87-7290	Fitting – Hydraulic	1
10	87-6900	Tube – Hydraulic	1

Ref. No.	Part No.	Description	No. Used
11	2412-106	Clamp – R	1
12	87-5100	Washer – Flat	4
13	87-4970	Engine Mount Assembly	2
14	32128-33	Nut – Flange	1
15	3296-39	Nut – Lock	6
16	3290-413	Washer – Belleville	12
17	76-9100	Spacer	6
18	3234-11	Screw – Cap Hex. Hd.	6
19	87-4730-03	Guard – Belly	2
20	3296-48	Nut – Lock	2

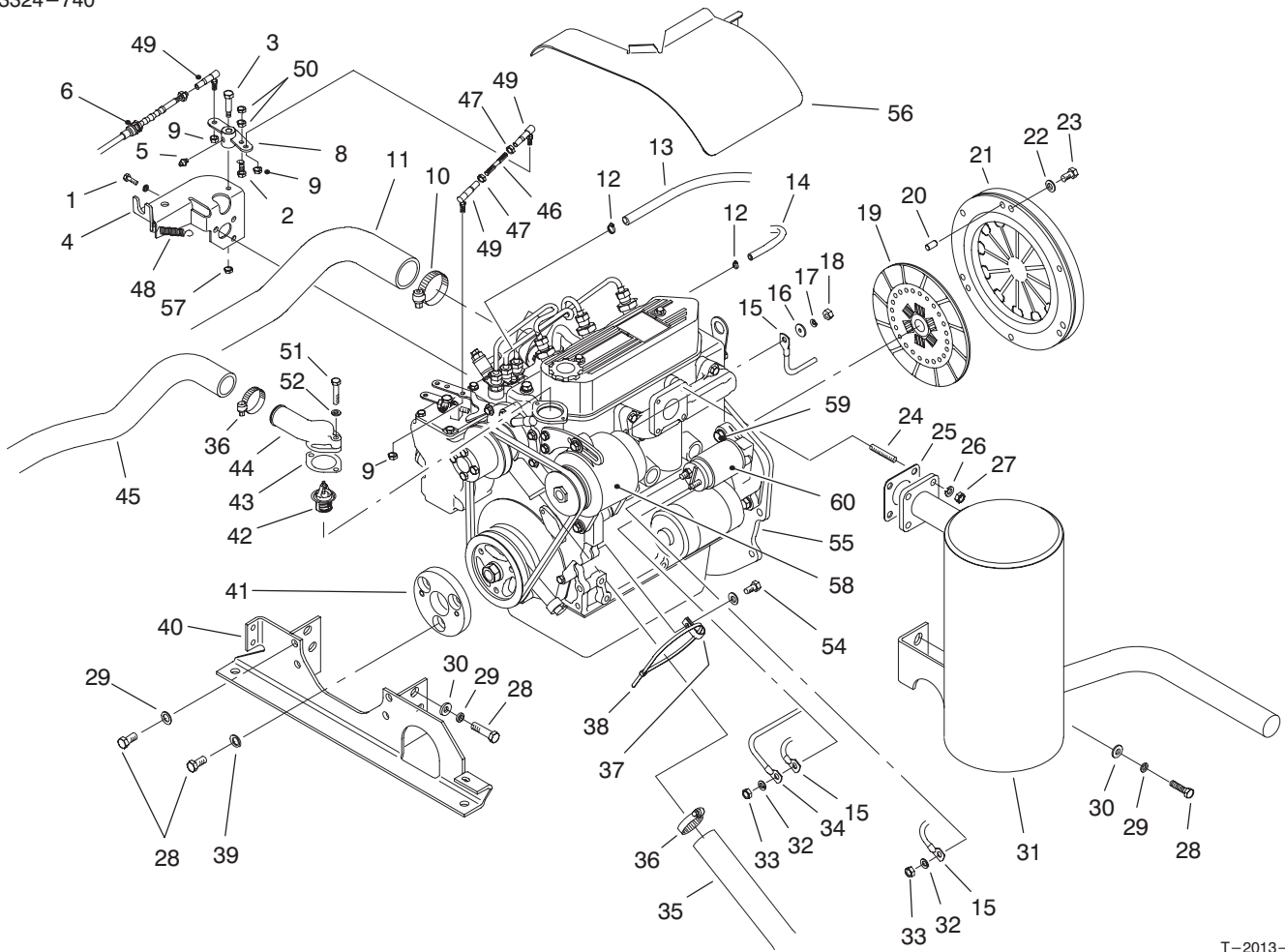


T-2013-1

ENGINE INSTALLATION ASSEMBLY

Ref. No.	Part No.	Description	No. Used
1	42-9440	Screw - Cap Hex. Hd.	3
2	321-5	Screw - Cap Hex. Hd.	1
3	7-0030	Bolt - Shoulder	1
4	94-5259-03	Bracket - Accelerator	1
5	302-5	Fitting - Grease	1
6	94-3836	Cable - Accelerator	1
8	94-5256-03	Bell Crank	1
9	3296-3	Nut - Lock	3
10	2412-92	Clamp - Hose	1
11	93-8989	Hose - Air Intake	1
12	2412-108	Clamp - Hose	2
13	27-5360	Hose - Fuel	1
14	98-2945	Hose	1
15	99-1114	Harness - Wire	1
16	5-3637	Washer - Flat	1
17	43-5920	Washer - Lock	1
18	48-7880	Nut - Lock	1
19	87-4700	Disc - Clutch	1
20	51-5610	Pin - Alignment	3
21	87-4690	Cover - Clutch	1
22	3253-4	Washer - Lock	6
23	33114-016	Screw - Cap Hex. Hd.	6
24	42-9570	Stud - Muffler	4
25	42-9110	Gasket - Muffler	1
26	42-9850	Washer - Lock	4
27	33014-00	Nut	4

Ref. No.	Part No.	Description	No. Used
28	63-7790	Screw - Cap Hex. Hd.	12
29	48-9590	Washer - Lock	10
30	3256-25	Washer	6
31	94-5213	Muffler	1
32	3254-2	Washer - Lock	2
33	33014-00	Nut - Lock	2
34	87-3070	Cable - Battery Pos.	1
35	87-4150	Hose - Radiator Lower	1
36	2412-34	Clamp	2
37	2412-149	Clamp - R	1
38	3290-379	Tie - Cable	1
39	36-4790	Washer - Thrust	3
40	93-7100	Mount - Engine	1
41	87-4110	Puck - Engine Adapter	1
42	93-8974	Thermostat	1
43	67-4430	Gasket - Thermostat	1
44	87-3410	Housing - Thermostat	1
45	87-7330	Hose - Radiator Upper	1
46	93-8995	Rod - Threaded	1
47	3220-1	Nut - Jam	2
48	86-4760	Spring	3
49	18-1720	Joint - Ball	3
50	3296-56	Nut - Lock	2
51	33113-045	Screw - Cap Hex. Hd.	2
52	33093-00	Washer - Lock	2
54	42-9440	Bolt & Washer	1

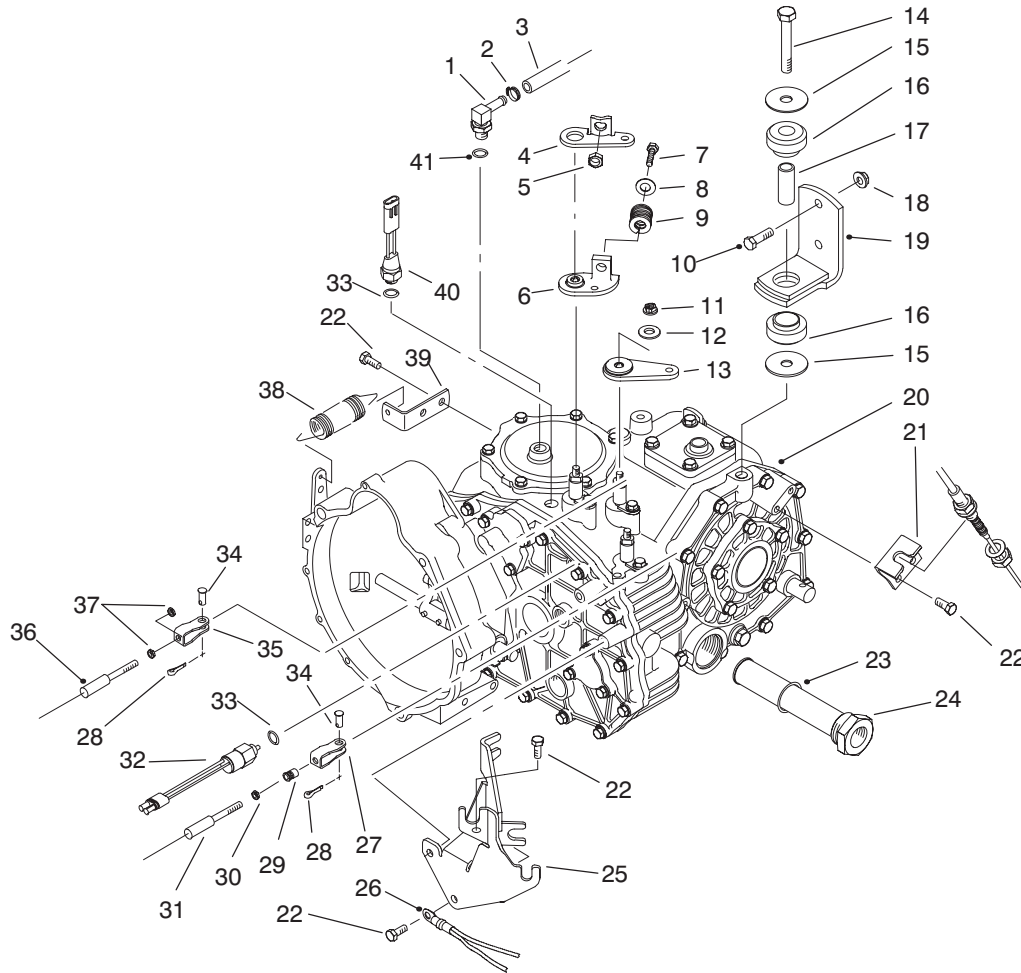


T-2013-1

ENGINE INSTALLATION ASSEMBLY (Continued)

Ref. No.	Part No.	Description	No. Used
55	100-9432	Engine-Diesel	1
56	98-2946	Cover - Engine (Model 07205TC)	1
57	3296-29	Nut - Lock	1

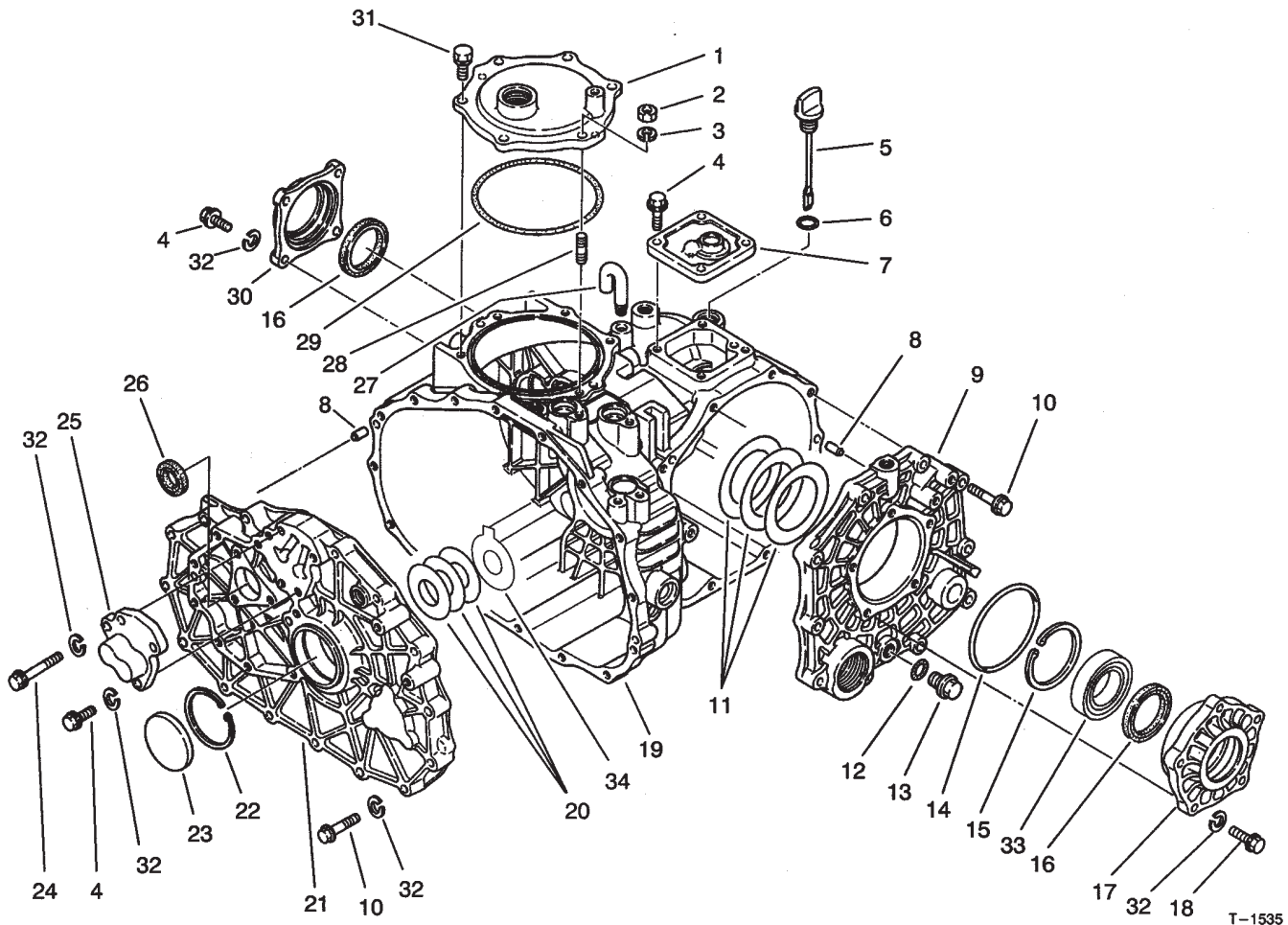
Ref. No.	Part No.	Description	No. Used
58	100-9394	Alternator Assembly	1
59	92-0483	Bolt w/Washer	1
60	70-8760	Starter Assembly	1



T-1707-1

TRANSAXLE INSTALLATION ASSEMBLY

Ref. No.	Part No.	Description	No. Used	Ref. No.	Part No.	Description	No. Used
1	354-135	Fitting - Hydraulic 90° (Incl. Ref. #41)	1	23	237-123	Seal - O-Ring	1
2	2412-36	Clamp - Hose	1	24	87-3990	Oil Strainer Assembly (Incl. Ref. #23)	1
3	87-5730	Hose - Hydraulic	1	25	87-4820-03	Bracket - Cable	1
4	87-8250	Plate - Shift Arm	1	26	87-3080	Cable - Battery Neg.	1
5	32128-21	Nut - Lock	1	27	87-7160	Cable Clevis Assembly (Incl. Ref. #29)	1
6	87-7970	Arm - Shift	1	28	3272-6	Pin - Cotter	3
7	323-10	Screw - Cap Hex. Hd.	1	29	32148-15	Nut - Clinch	1
8	3256-4	Washer - Flat	1	30	3219-14	Nut - Hex.	1
9	87-6910	Spring - Compression	1	31	93-7106	Hi-Lo Cable Assembly (Incl. Ref. #30)	1
10	323-7	Screw - Cap Hex. Hd.	4	32	87-6710	Switch - Supervisor	1
11	48-9520	Nut - Lock	3	33	237-30	Seal - O-Ring	2
12	80-6990	Washer - Flat	3	34	283-62	Pin - Clevis	3
13	87-7960	Lever - Shift Arm	2	35	87-2310	Clevis - Cable	2
14	3215-1	Screw - Cap Hex. Hd.	2	36	93-7105	Shift Cable Assembly (Incl. Ref. #37)	2
15	87-5100	Washer	4	37	3220-1	Nut - Jam	4
16	87-4970	Transaxle Mount Assembly (Incl. Ref. #17)	2	38	68-9950	Spring - Extension	1
17		Spacer - Mount	2	39	87-7170	Bracket - Clutch Spring	1
18	3296-39	Nut - Flange Lock	4	40	72-4310	Switch - Ball N.C.	1
19	87-5800-03	Bracket - Mount	2	41	237-42	Seal - O-Ring	1
20	100-4463	Transaxle Assembly	1				
21	87-4470	Bracket	1				
22	33114-020	Screw - Cap Hex. Hd.	7				

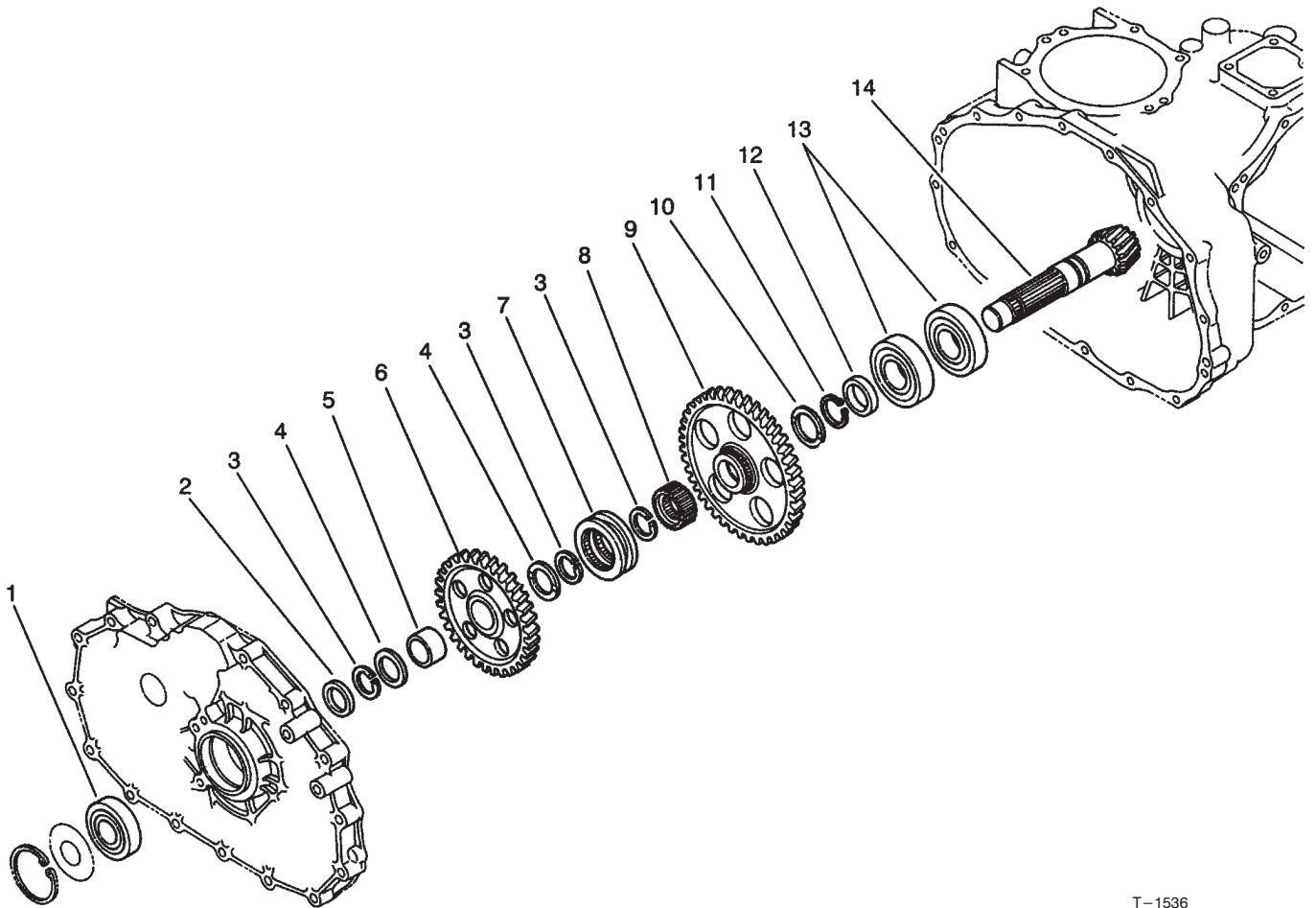


T-1535

TRANSAXLE CASE ASSEMBLY

Ref. No.	Part No.	Description	No. Used
1	92-0656	Cover - P.T.O.	1
2	48-7930	Nut - Hex.	1
3	92-0762	Washer - Lock	1
4	60-6750	Screw - Cap Hex. Hd.	11
5	92-0662	Cap - Oil	1
6	92-0788	O-Ring	1
7	92-0652	Cover - Upper	1
8	92-0765	Pin - Alignment	4
9	92-0653	Cover - Side	1
10	42-9530	Screw - Cap Hex. Hd.	25
11	92-0809	Shim Set	1
12	92-0787	O-Ring	1
13	92-0773	Drain Plug Assembly (Incl. Ref. #12)	1
14	92-0789	O-Ring	1
15	92-0760	Ring - Retaining	1
16	92-0793	Seal - Oil	2
17	92-0654	Carrier - Differential	1

Ref. No.	Part No.	Description	No. Used
18	48-7730	Screw - Cap Hex. Hd.	5
19	92-0651	Case - Transaxle	1
20	100-4460	Shim Set	1
21	100-4461	Plate - Center	1
22	92-0759	Ring - Retaining	1
23	92-0807	Cap - Sealing	1
24	48-7560	Screw - Cap Hex. Hd.	1
25	92-0706	Cap - Fork Shaft	1
26	92-0791	Seal - Oil	1
27	92-0743	Breather - Air	1
28	92-0804	Stud	1
29	92-0790	O-Ring	1
30	92-0655	Cover - Seal	1
31	92-0796	Screw - Cap Hex. Hd.	5
32	42-9850	Washer - Lock	42
33	92-0775	Bearing - Ball	2
34	100-4465	Shim-w/Tab	1

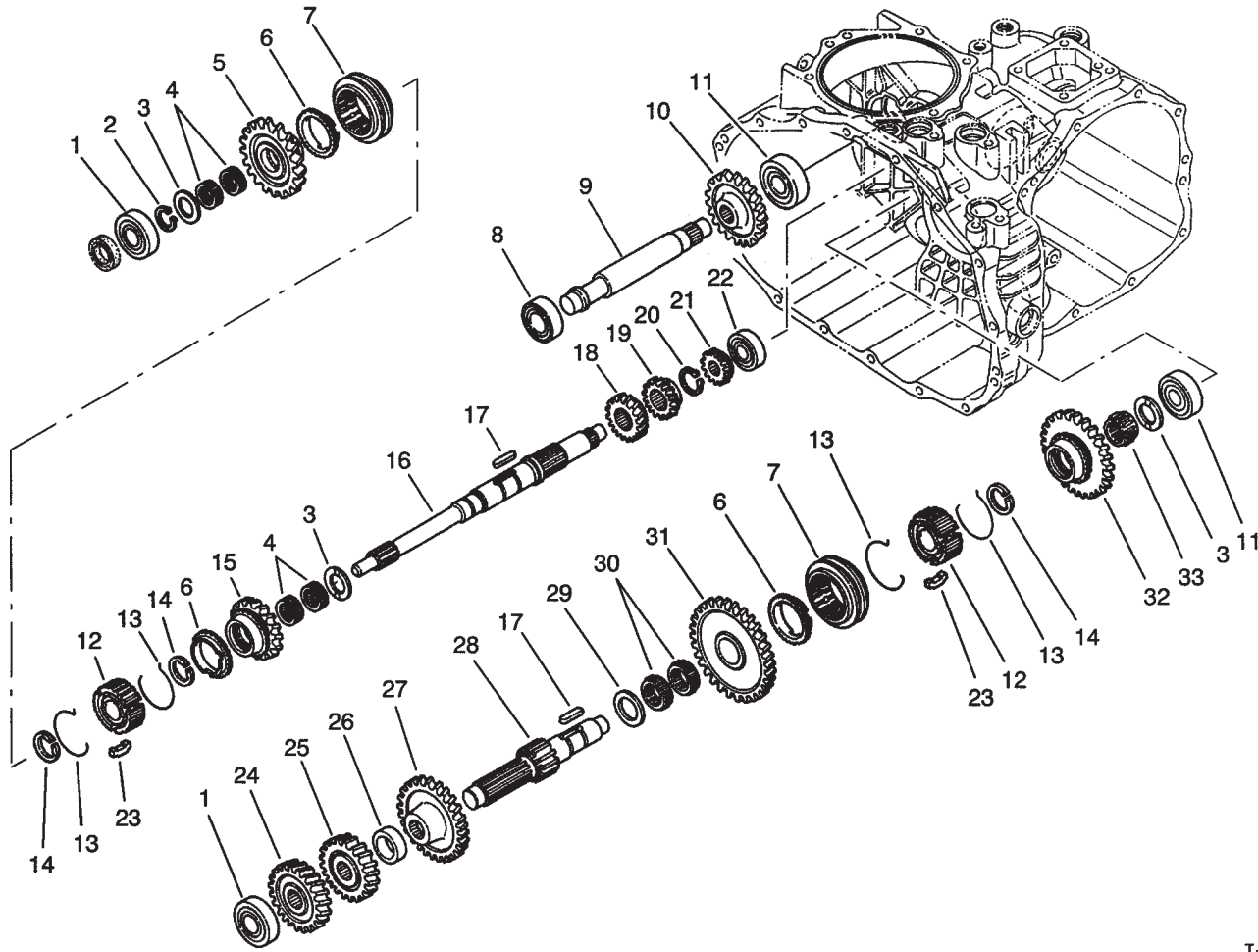


T-1536

COUNTERSHAFT ASSEMBLY

Ref. No.	Part No.	Description	No. Used
1	92-0712	Bearing - Ball	1
2	92-0716	Collar	1
3	92-0764	Ring - Retaining	3
4	92-0711	Washer - Thrust	2
5	92-0783	Sleeve - Inner	1
6	92-0715	Gear - 49T	1
7	92-0718	Shifter - Hi-Lo	1
8	92-0719	Collar - Spline	1

Ref. No.	Part No.	Description	No. Used
9	92-0717	Gear - 71T	1
10	92-0741	Washer - Thrust	1
11	92-0755	Ring - Retaining	1
12	92-0713	Collar	1
13	92-0714	Bearing - Ball	2
14	92-0710	Counter Shaft Assembly (Incl. Ring Gear)	1

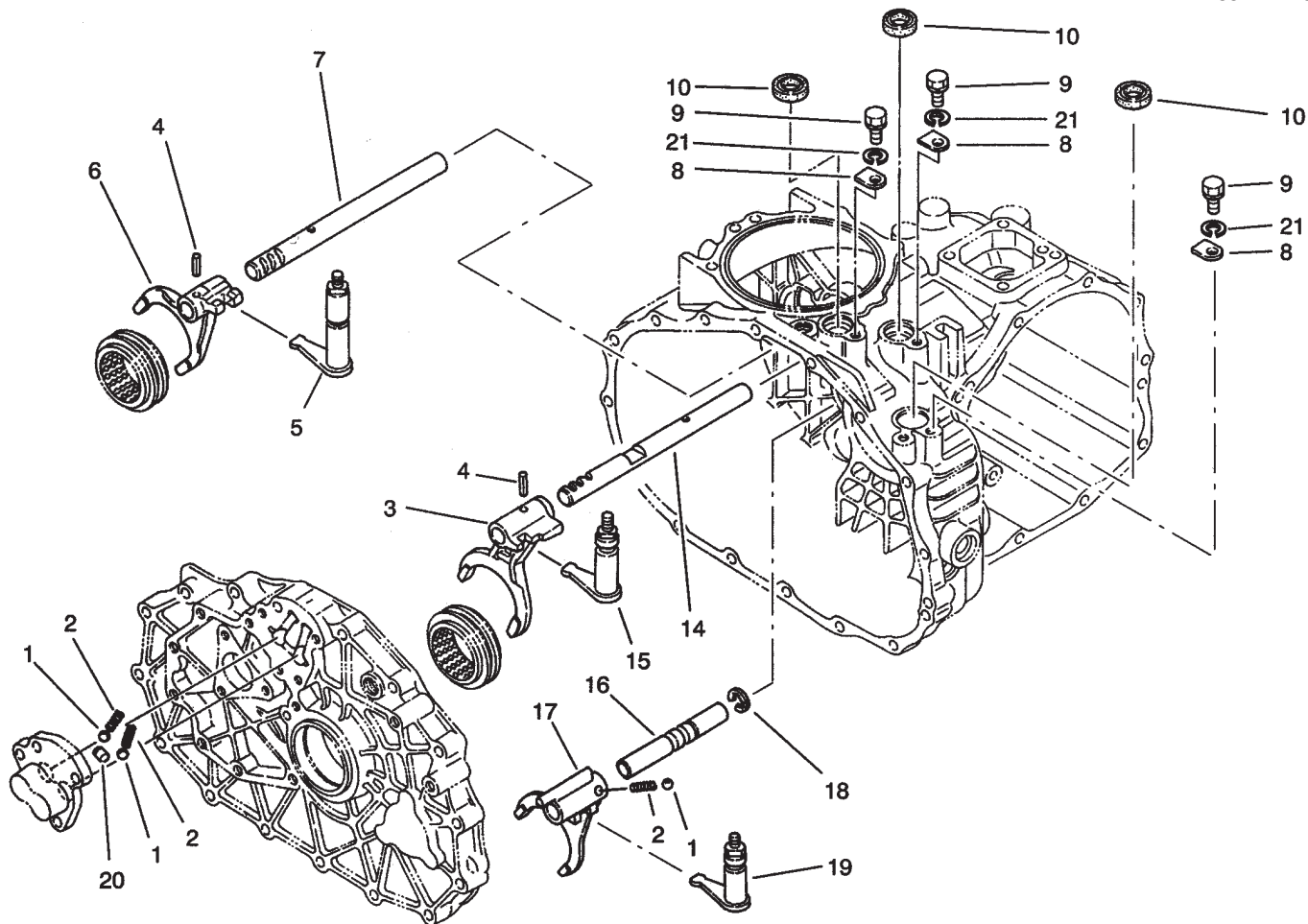


T-1533

TRANSAXLE GEAR SHAFTS ASSEMBLY

Ref. No.	Part No.	Description	No. Used
1	251-8	Bearing - Ball	2
2	92-0753	Ring - Retaining	1
3	92-0740	Washer - Thrust	3
4	92-0781	Bearing - Needle	4
5	92-0820	Gear - 27T	1
6	92-0667	Ring - Synchro	3
7	92-0668	Shifter - Synchro	2
8	251-346	Bearing - Ball	1
9	92-0824	Shaft - Reverse Idler	1
10	92-0684	Gear - 33T	1
11	92-0778	Bearing - Ball	2
12	92-0664	Hub - Synchro	2
13	92-0666	Spring - Synchro	4
14	92-0763	Ring - Retaining	3
15	92-0821	Gear - 24T	1
16	92-0663	Shaft - Main	1
17	92-0772	Key	2

Ref. No.	Part No.	Description	No. Used
18	92-0687	Gear - 16T	1
19	92-0672	Gear - 18T	1
20	92-0754	Ring - Retaining	1
21	92-0673	Gear - 14T	1
22	92-0650	Bearing - Ball	1
23	92-0665	Key - Synchro	6
24	92-0822	Gear - 28T	1
25	92-0679	Gear - 23T	1
26	92-0680	Collar	1
27	92-0823	Gear - 43T	1
28	92-0674	Shaft - Reduction	1
29	92-0682	Washer - Thrust	1
30	92-0681	Bearing - Needle	2
31	92-0677	Gear - 49T	1
32	92-0819	Gear - 40T	1
33	92-0782	Bearing - Needle	1

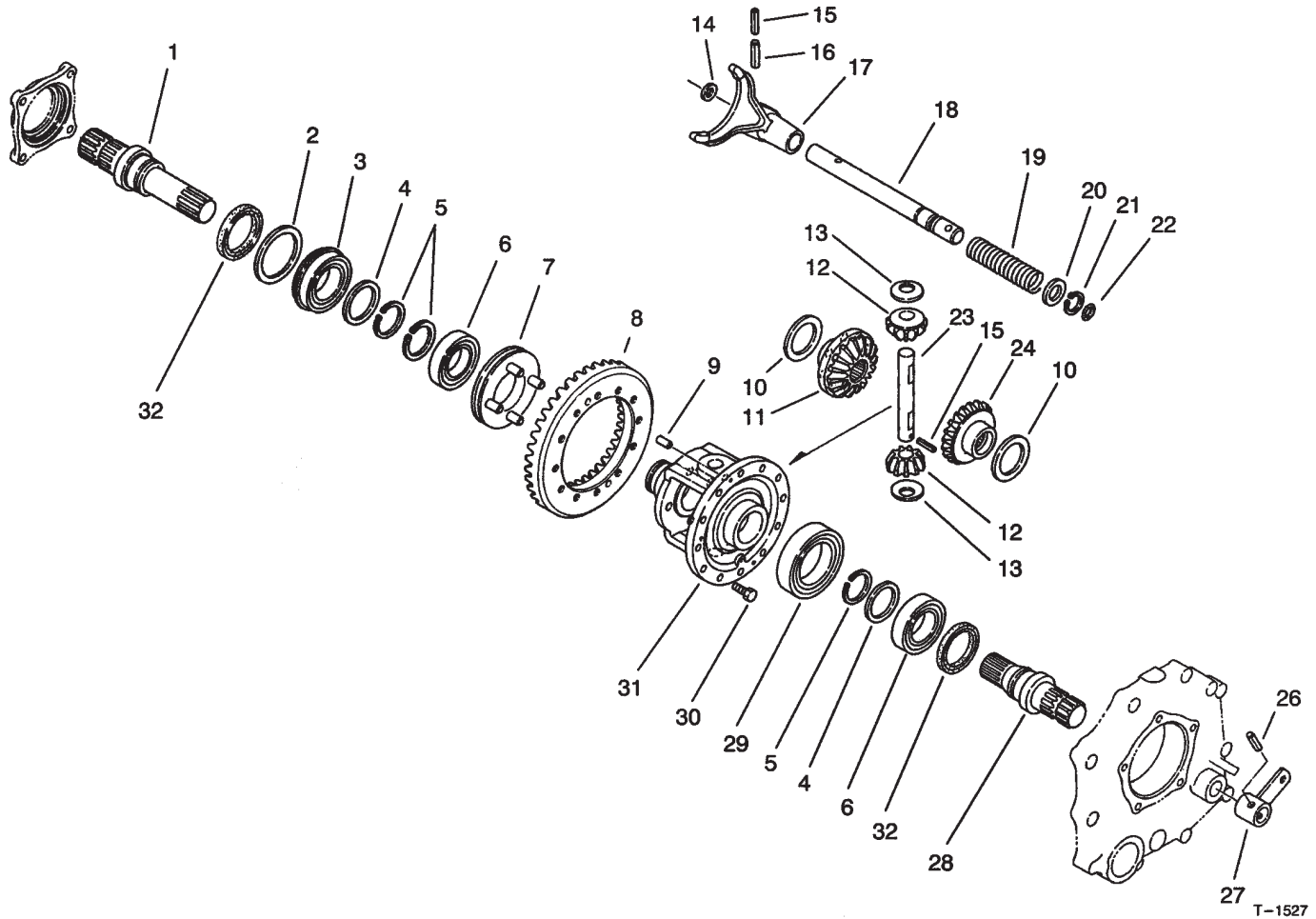


T-1530

SHIFT FORK ASSEMBLY

Ref. No.	Part No.	Description	No. Used
1	92-0785	Ball	3
2	92-0731	Spring - Compression	3
3	92-0700	Fork - Shift R-1	1
4	92-0769	Pin - Spring	2
5	92-0817	Arm - Shift Fork 2-3	1
6	92-0701	Fork - Shift 2-3	1
7	92-0699	Shaft - Fork 2-3	1
8	92-0732	Plate - Keeper	3
9	48-7700	Screw - Cap Hex. Hd.	3

Ref. No.	Part No.	Description	No. Used
10	92-0729	Seal - Oil	3
14	92-0698	Shaft - Fork R-1	1
15	92-0816	Arm - Shift Fork R-1	1
16	92-0708	Shaft - Fork Hi-Lo	1
17	92-0709	Fork - Shift Hi-Lo	1
18	92-0761	Ring - Retaining	1
19	92-0818	Arm - Shift Fork Hi-Lo	1
20	92-0705	Lock - Spindle	1
21	42-9850	Washer - Lock	3

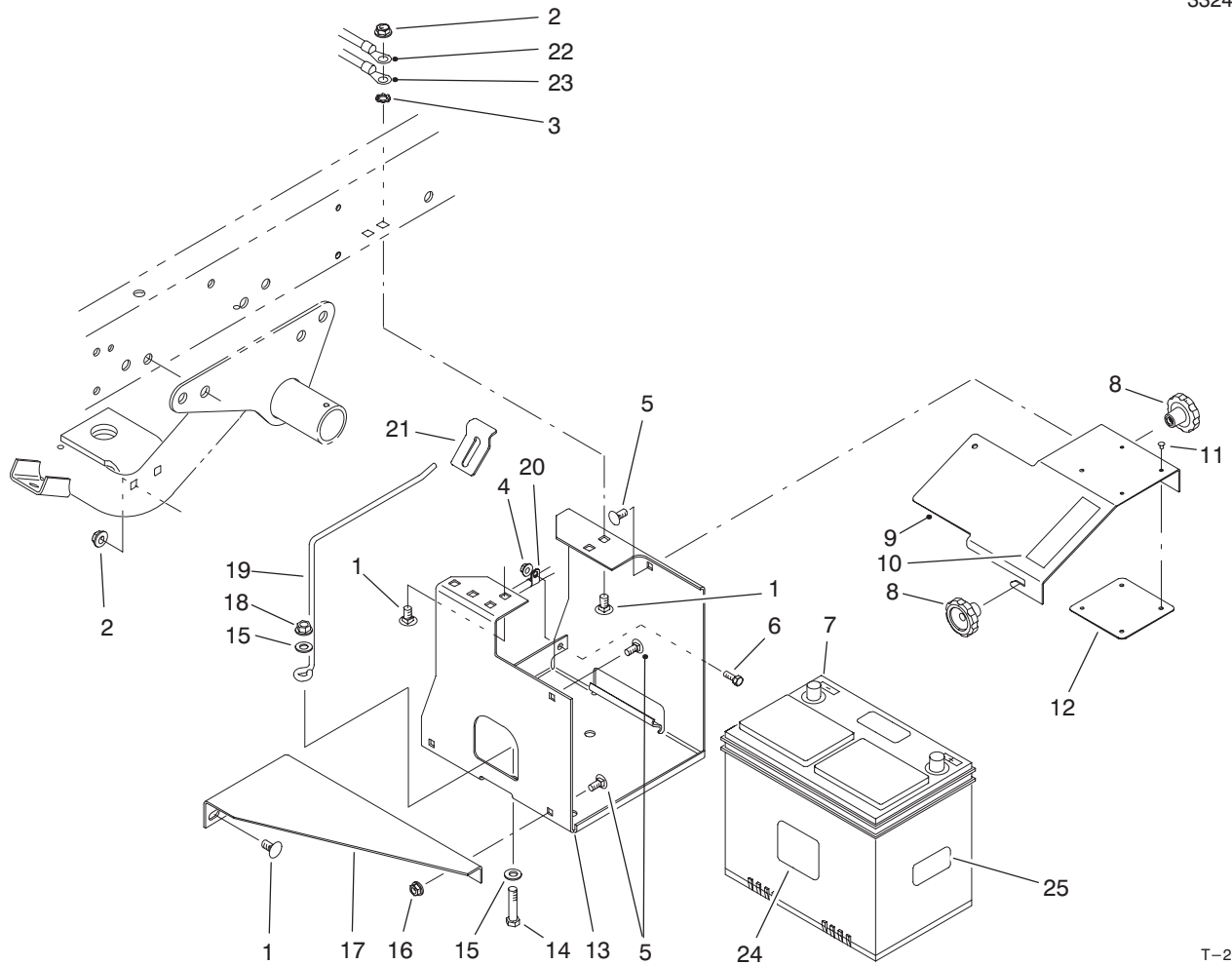


T-1527

DIFFERENTIAL GEAR ASSEMBLY

Ref. No.	Part No.	Description	No. Used
1	92-0726	Shaft - Axle R.H.	1
2	92-0728	Washer	1
3	92-0780	Bearing - Ball	1
4	92-0727	Washer	2
5	92-0756	Ring - Retaining	3
6	92-0775	Bearing - Ball	2
7	92-0730	Slider - Differential Lock	1
8	92-0710	Ring Gear Assembly (Incl. Counter Shaft)	1
9	92-0765	Pin - Alignment	2
10	92-0747	Washer - Thrust	2
11	92-0746	Gear - Side R.H.	1
12	92-0748	Gear - Pinion	2
13	92-0750	Washer	2
14	92-0744	Washer	1
15	92-0768	Pin - Spring	2

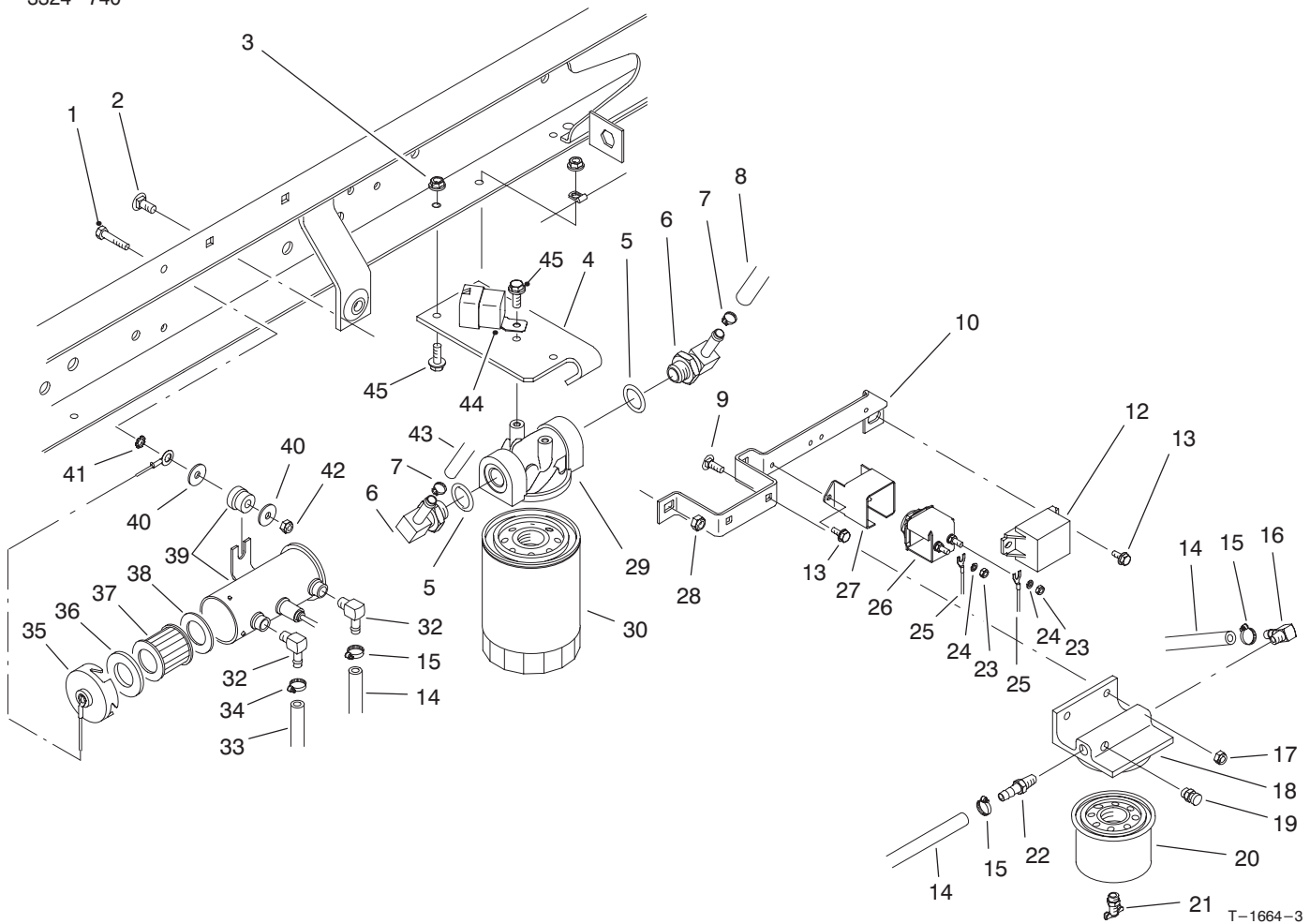
Ref. No.	Part No.	Description	No. Used
16	92-0771	Pin - Spring	1
17	92-0721	Fork - Differential Lock	1
18	92-0722	Shaft - Lock Fork	1
19	92-0723	Spring - Compression	1
20	92-0733	Washer	1
21	92-0753	Ring - Retaining	1
22	92-0787	O-Ring	1
23	92-0749	Shaft - Pinion	1
24	92-0745	Gear - Side L.H.	1
26	92-0770	Pin - Spring	1
27	92-0724	Arm - Differential Lock	1
28	92-0725	Shaft - Axle L.H.	1
29	92-0776	Bearing - Ball	1
30	92-0803	Screw - Hex. Flange Hd.	12
31	92-0720	Case - Differential	1
32	92-0793	Seal - Oil	2



T-2014-1

BATTERY MOUNT ASSEMBLY

Ref. No.	Part No.	Description	No. Used	Ref. No.	Part No.	Description	No. Used
1	3231-21	Bolt - Carriage	6	13	87-5120-03	Bracket - Battery Base	1
2	3290-357	Nut - Flange Lock	6	14	323-9	Screw - Cap Hex. Hd.	1
3	3255-9	Washer - Lock ETLW	1	15	3256-24	Washer - Flat	2
4	32128-33	Nut - Flange Lock	1	16	32128-20	Nut - Flange Lock	2
5	3230-23	Bolt - Carriage	4	17	87-5110	Support - Lower	1
6	321-4	Screw - Cap Hex. Hd.	1	18	3296-39	Nut - Flange Lock	1
7	63-9230	Battery	1	19	87-7600	Rod - Battery Support	1
8	19-4050	Knob	2	20	2412-89	Clamp - R	1
9	87-5130-03	Cover - Battery Base	1	21	87-7610	Tab - Battery Support	1
10	36-3400	Decal - No Step	1	22	99-1114	Harness - Wire Rear	1
10	93-6687	Decal - No Step (Europe)	1	23	87-3080	Cable - Battery Neg.	1
10	84-2780	Decal - No Step (Japan)	1	24	93-6668	Decal - Charging (Europe)	1
11	3296-27	Rivet - Plastic	4	25	93-7276	Decal - Danger (Europe)	1
12	87-7620	Shield - Plastic	1				

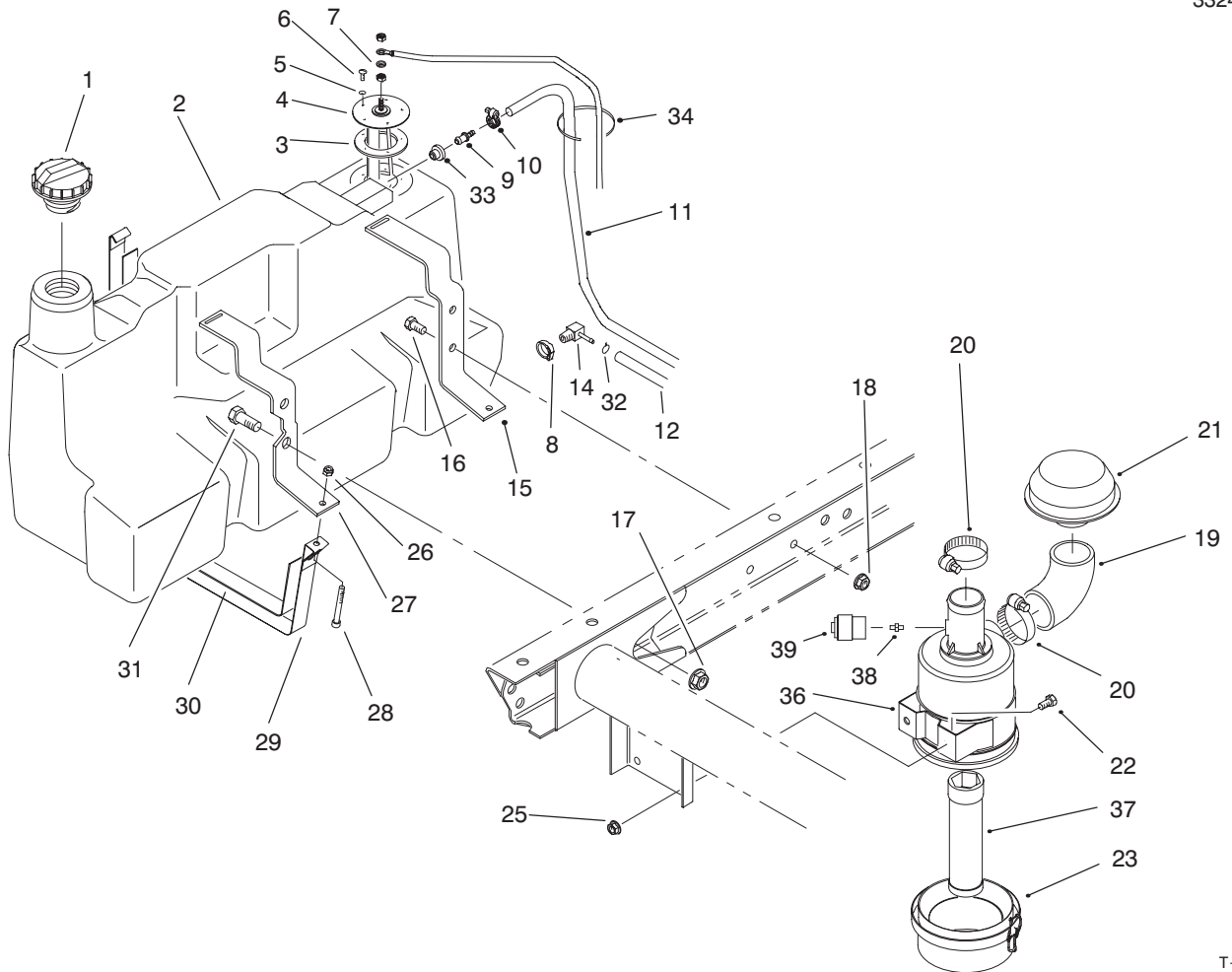


T-1664-3

FUEL FILTER, FUEL PUMP & RELAY MOUNTING

Ref. No.	Part No.	Description	No. Used
1	48-7650	Screw - Cap Hex. Hd.	2
2	3230-23	Bolt - Carriage	2
3	32128-33	Nut - Flange Lock	1
4	87-7040-03	Bracket - Oil Filter	1
5	237-79	Seal - O-Ring	2
6	354-134	Fitting - Hydraulic 90° (Incl. Ref. #5)	2
7	2412-36	Clamp - Hose	2
8	87-5730	Hose - Hydraulic	1
9	3229-25	Nut - Lock	2
10	87-7380-03	Bracket - Relay/Indicator	1
12	66-8800	Relay	1
13	12-5450	Screw - Hex. Hd.	4
14	27-5360	Hose - Fuel	2
15	2412-108	Clamp - Hose	3
16	353-707	Fitting - 90° Barb	1
17	3296-42	Nut - Lock	2
18	63-8280	Head - Filter	1
19	63-8290	Vent - Air	1
20	63-8300	Element - Filter	1
21	63-8310	Drain - Filter	1
22	353-783	Fitting - Straight	1
23	43-5970	Nut	2
24	48-8000	Washer - Lock	2
25	99-1114	Harness - Wire	1

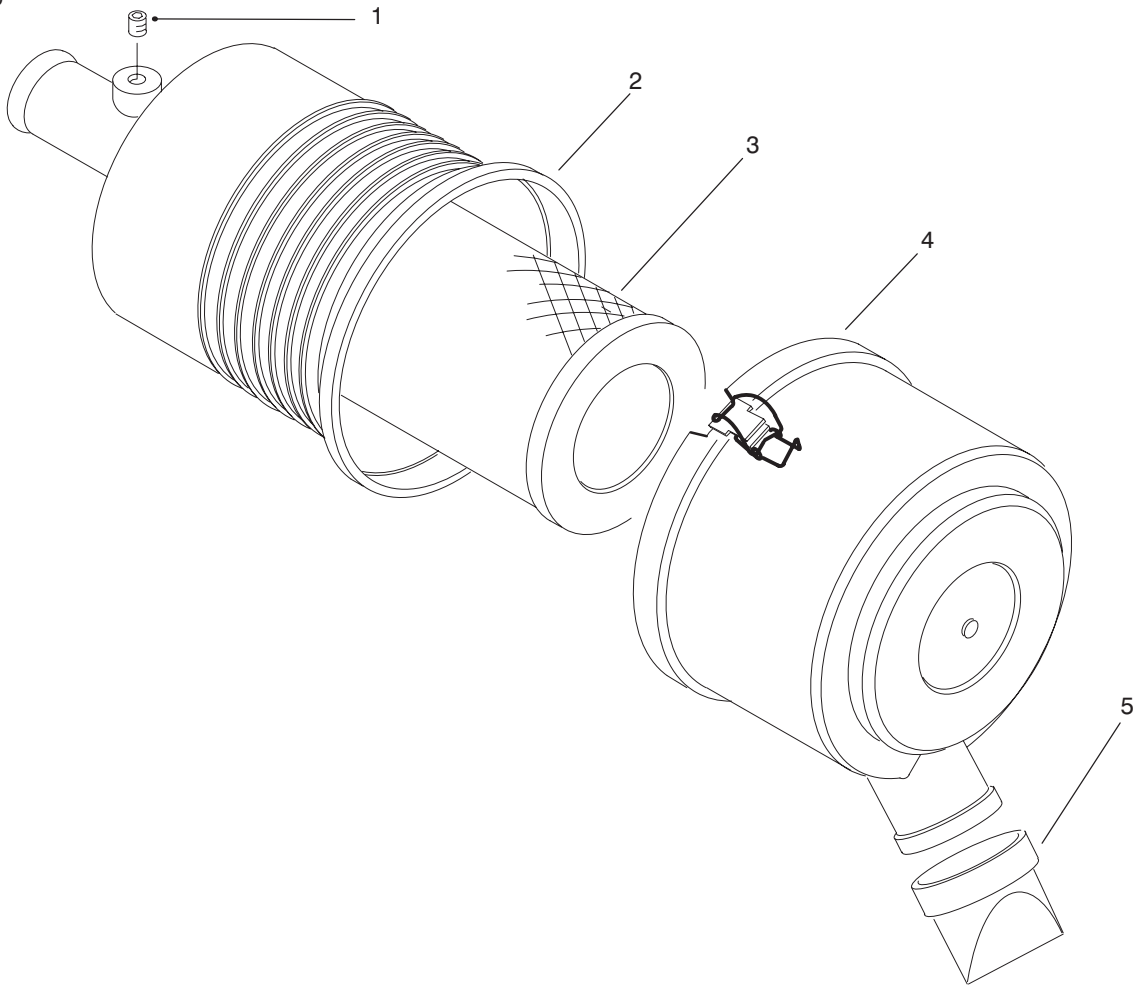
Ref. No.	Part No.	Description	No. Used
26	66-8700	Glow Plug Indicator Assy. (Incl. Ref. #23, 24 & 27)	1
27	70-8560	Retainer - Indicator	1
28	3296-29	Nut - Lock	2
29	87-8780	Head - Oil Filter	1
30	54-0110	Element - Oil Filter	1
32	46-3710	Fitting - 90°	2
33	63-9640	Hose - Fuel Tank to Pump	1
34	92-2379	Clamp - Hose	1
35	43-2580	Magnet	1
36	43-2560	Gasket	1
37	43-2550	Filter	1
38	43-2570	Gasket	1
39	53-8150	Fuel Pump Assembly (Incl. Ref. #35-38)	1
40	3256-67	Washer - Flat	3
41	3255-7	Washer - ETLW	1
42	49-7810	Nut - Lock	2
43	87-4920	Hose - Hydraulic (Model 07205)	1
43	94-5255	Hose - Hydraulic (Model 07205TC)	1
44	70-1480	Relay - S.P.D.T.	1
45	3234-4	Screw - Hex. Flange Hd.	4



T-1665-6

FUEL TANK & AIR CLEANER ASSEMBLY

Ref. No.	Part No.	Description	No. Used	Ref. No.	Part No.	Description	No. Used
1	93-3102	Cap - Fuel	1	21	46-7510	Hood - Inlet, Air	1
2	98-2915	Fuel Tank Assembly (Incl. Ref. #8, 9, 14 & 33)	1	22	322-2	Screw - Cap Hex. Hd.	2
3	62-7650	Gasket - Sending Unit	1	23	95-5805	Air Cleaner Assembly	1
4	63-7640	Unit - Sending	1	25	32128-20	Nut - Flange Lock	2
5	3253-15	Washer - Lock	5	26	3296-42	Nut - Lock	2
6	32122-24	Screw - Round Hd.	5	27	87-3150-03	Support - Front	1
7	5-3637	Washer - Flat	1	28	3274-54	Screw - Hex. Socket Hd.	2
8	2412-36	Clamp	1	29	87-3160	Strap - Tank Support	2
9	98-2952	Fitting - Straight	1	30	87-3170	Pad - Tank Support Strap	2
10	2412-108	Clamp - Hose	1	31	3234-38	Screw - Cap Hex. Hd.	2
11	98-2945	Hose - Fuel	1	32	92-2379	Clamp - Hose	1
12	63-9640	Hose - Fuel	1	33	46-6560	Bushing	1
14	353-781	Fitting - Fuel 90°	1	34	3290-378	Cable - Tie	1
15	87-3140-03	Support - Rear	1	36	93-2191	Mounting Band Assembly	1
16	323-4	Screw - Cap Hex. Hd.	2	37	98-2982	Filter-Element, Safety (Optional)	1
17	32128-23	Nut - Flange	2	38	94-1416	Asm-Adapter, Indicator (Optional)	1
18	3290-357	Nut - Flange	2	39	93-9164	Indicator-Service (Optional)	1
19	94-5248	Elbow - Air Intake	1				
20	2412-92	Clamp - Hose	2				



T-2607-2

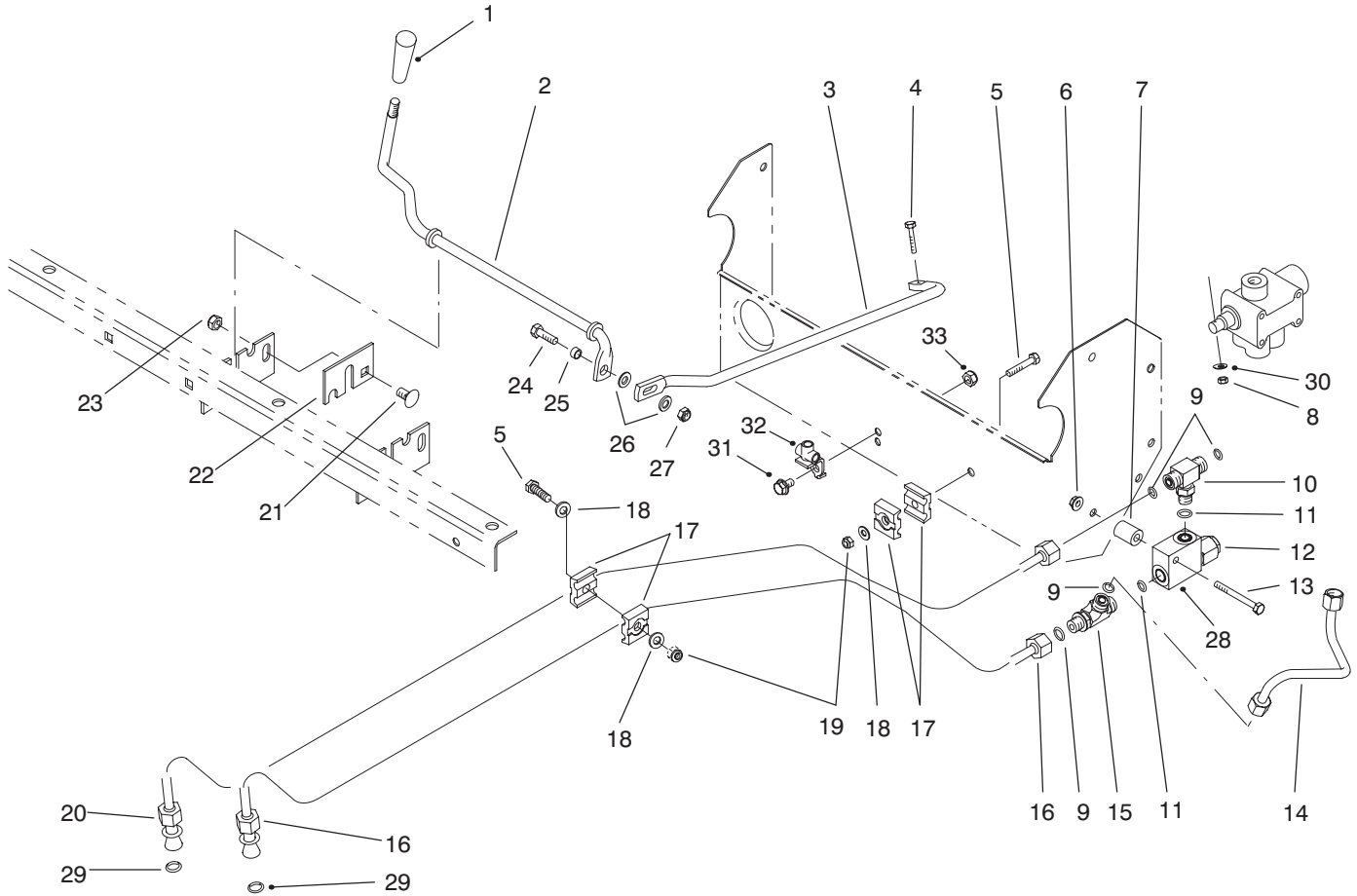
AIR CLEANER ASSEMBLY NO. 95-5805

Ref. No.	Part No.	Description	No. Used
1	285-17	Plug	1
†2		Body Assembly	1
3	93-2195	Element - Air Cleaner	1
*	98-2982	Element - Filter, Safety (Optional)	1

Ref. No.	Part No.	Description	No. Used
4	94-3652	Cover Assembly	1
5	94-1414	Valve - Vacuumator	1

*Not Illustrated

† Not Serviced Separately.



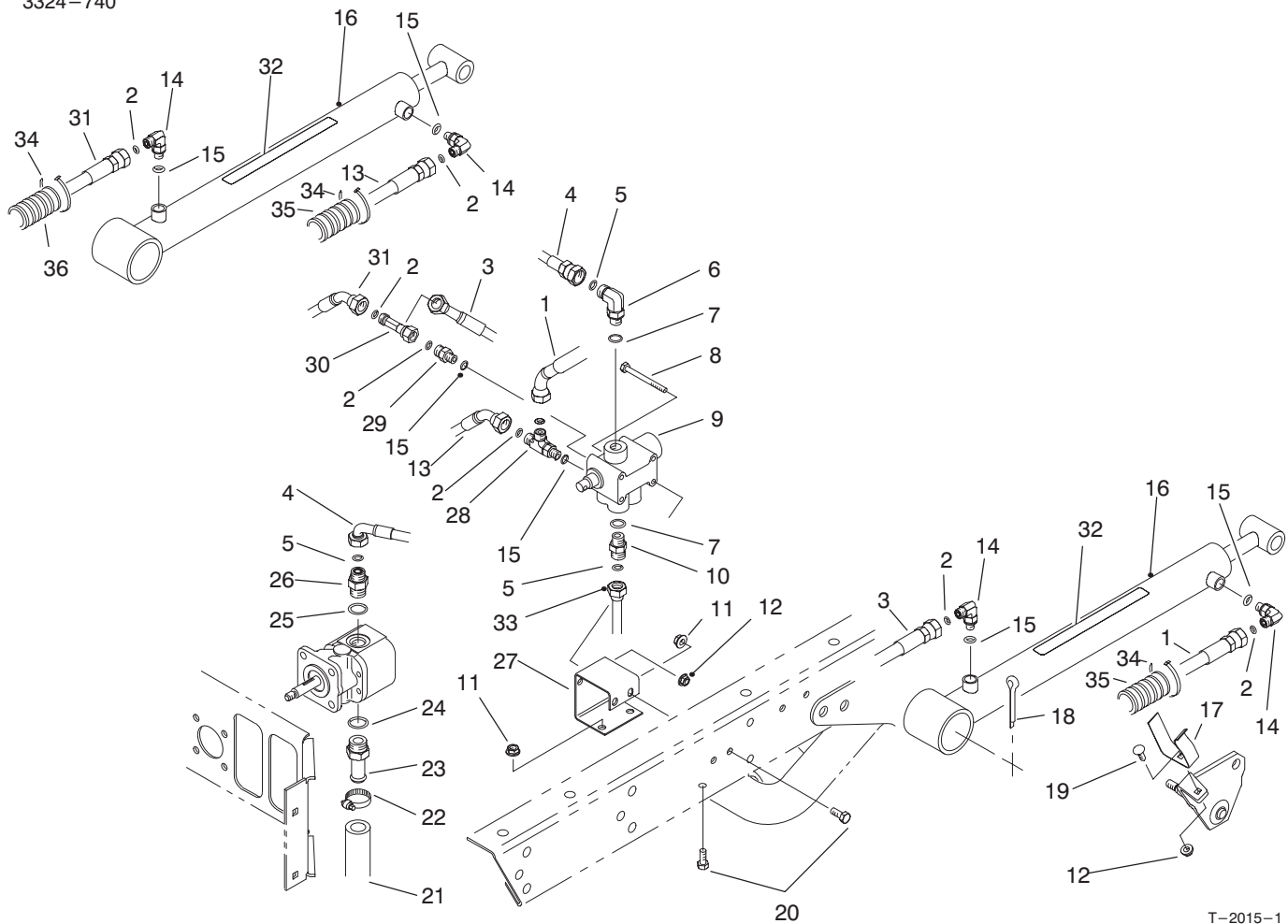
T-1610-1

LIFT VALVE LINKAGE ASSEMBLY

Ref. No.	Part No.	Description	No. Used
1	233-39	Knob	1
2	87-4500	Rod - Pivot	1
3	87-4510	Rod - Connecting	1
4	87-5150	Screw - Cap Hex. Hd.	1
5	321-9	Screw - Cap Hex. Hd.	2
6	32128-33	Nut - Flange Lock	1
7	75-9610	Spacer	1
8	87-5140	Nut - Lock	1
9	237-22	Seal - O-Ring	4
10	340-94	Fitting - Hydraulic Tee (Incl. Ref. #9 & 11)	1
11	237-42	Seal - O-Ring	2
12	92-2160	Cartridge - Relief Valve	1
13	321-15	Screw - Cap Hex. Hd.	1
14	87-4560	Tube - Hydraulic (Model 07205)	1
15	340-86	Fitting - Hydraulic Tee (Incl. Ref. #9 & 11)	1

Ref. No.	Part No.	Description	No. Used
16	87-9350	Hydraulic Tube Assembly (Incl. Ref. #29)	1
17	56-7973	Clamp - Hydraulic Tube	4
18	3256-22	Washer - Flat	3
19	3296-42	Nut - Lock	2
20	87-4540	Hydraulic Tube Assembly (Incl. Ref. #29)	1
21	3231-21	Bolt - Carriage	1
22	87-4490	Bracket - Hold-Down	1
23	3296-39	Nut - Lock	1
24	322-5	Screw - Cap Hex. Hd.	1
25	87-5080	Spacer - Connecting	1
26	3256-23	Washer - Flat	2
27	3296-29	Nut - Lock	1
28	92-2161	Body - Relief Valve	1
29	39-7310	Seal - O-Ring	2
30	3256-14	Washer - Flat	1
*	87-3680	Assembly - Relief Valve (Incl. Ref. #12 & 28)	1

*Not Illustrated

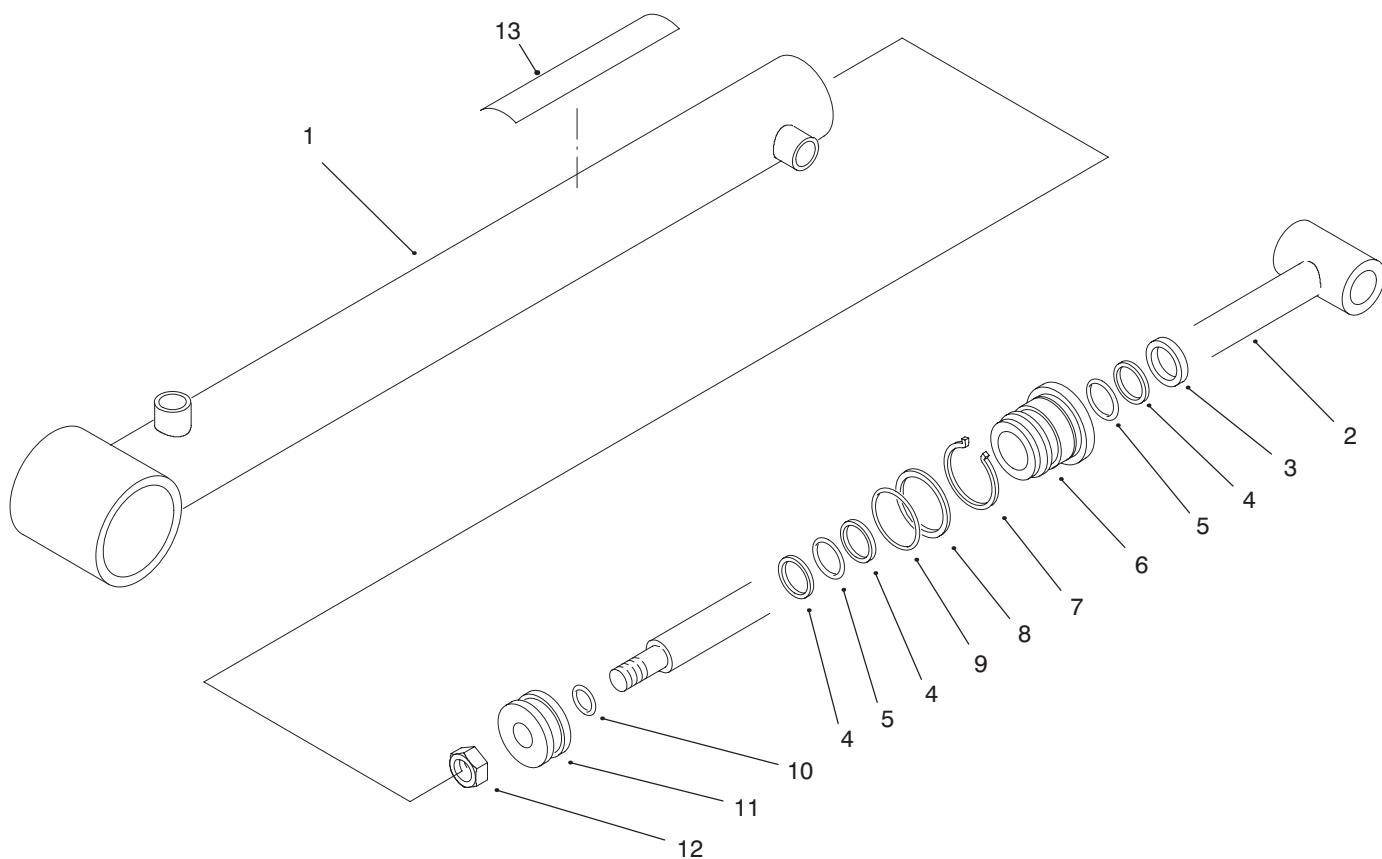


T-2015-1

LIFT VALVE & CYLINDER ASSEMBLY

Ref. No.	Part No.	Description	No. Used
1	92-2697	Hose - Hydraulic LH	1
2	237-21	Seal - O-Ring	6
3	87-4880	Hose - Hydraulic LH	1
4	87-4870	Hose - Hydraulic (Model 07205)	1
4	93-9552	Hose - Hydraulic (Model 07205TC)	1
5	237-22	Seal - O-Ring	3
6	340-77	Fitting - Hydraulic 90° (Incl. Ref. #5 & 7)	1
7	237-42	Seal - O-Ring	2
8	321-14	Screw - Cap Hex. Hd.	2
9	43-1950-03	Valve	1
10	340-2	Fitting - Straight (Incl. Ref. #5 & 7) (Model 07205)	1
10	340-77	Fitting - 90° (Incl. Ref. #5 & 7) (Model 07205TC)	1
11	32128-20	Nut - Flange Head	4
12	32128-33	Nut - Flange Head	4
13	87-4910	Hose - Hydraulic RH	1
14	340-132	Fitting - Hydraulic 90° (Incl. Ref. #2 & 15)	4
15	237-78	Seal - O-Ring	4
16	94-5203	Hydraulic Cylinder Assy. (Incl. Ref. #32)	2

Ref. No.	Part No.	Description	No. Used
17	87-3720	Retainer - Cylinder	2
18	3272-37	Pin - Cotter	2
19	3229-1	Screw - Carriage	2
20	322-3	Screw - Cap Hex. Hd.	4
21	87-3670	Hose - Hydraulic	1
22	2412-34	Clamp	1
23	354-136	Fitting - Hydraulic Straight (Incl. Ref. #24)	1
24	237-80	Seal - O-Ring	1
25	237-79	Seal - O-Ring	1
26	340-3	Fitting - Hydraulic Straight (Incl. Ref. #5 & 25)	1
27	87-4520-03	Bracket - Dump Valve	1
28	340-140	Fitting - Hydraulic Tee (Incl. Ref. #2 & 15)	1
29	340-92	Fitting - Hydraulic Straight (Incl. Ref. #2 & 15)	1
30	340-151	Fitting - Hydraulic Tee (Incl. Ref. #2)	1
31	87-4900	Hose - Hydraulic RH	1
32	87-7930	Decal - Warning	2
32	93-9852	Decal - Warning (Europe)	2
32	92-6415	Decal - Warning (Japan)	2
33	87-4560	Tube - Hydraulic	1
34	3290-378	Tie - Cable (Europe)	6
35	24-7923	Conduit - Hose (Europe)	2
36	24-7922	Conduit - Hose (Europe)	1



T-2342-1

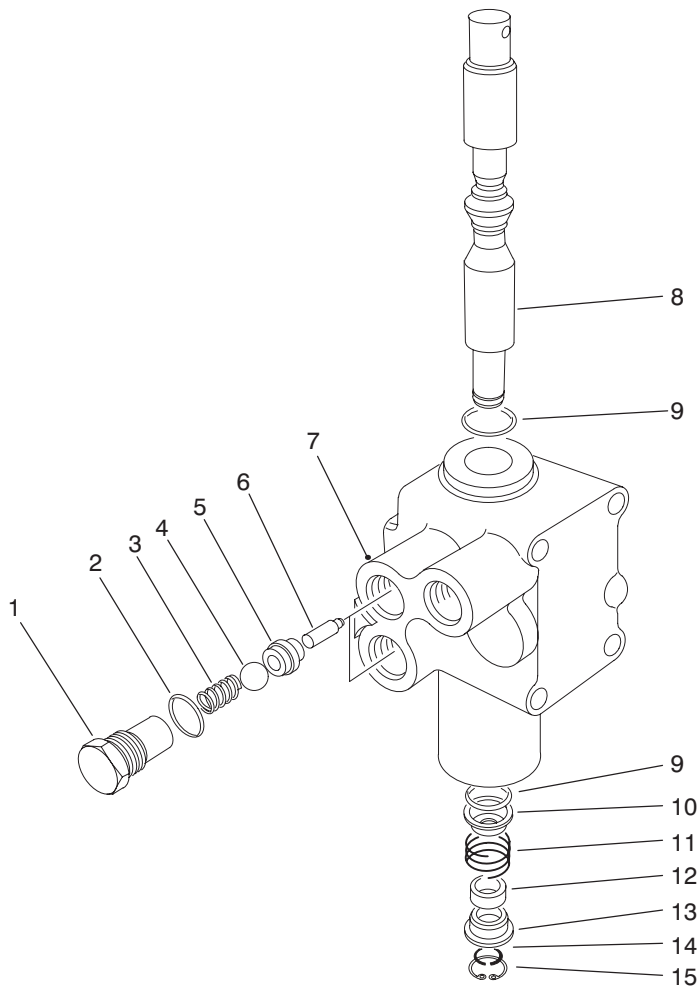
LIFT CYLINDER NO. 94-5203

Ref. No.	Part No.	Description	No. Used
1	94-5206	Barrel Assembly	1
2	94-5207	Shaft	1
†3		Seal - Dust	1
†4		Backup	3
†5		Seal - O-Ring	2
6	92-2162	Head	1
7	84-1680	Ring - Retaining	1
†8		Backup	1

Ref. No.	Part No.	Description	No. Used
†9		Seal - O-Ring	1
†10		Seal - O-Ring	1
11	43-5150	Piston	1
12	32152-10	Nut	1
13	87-7930	Decal - Warning	1
*	92-2165	Kit - Repair (Incl. Ref. #3-5 & 8-10)	1

*Not Illustrated

† Not Serviced Separately.



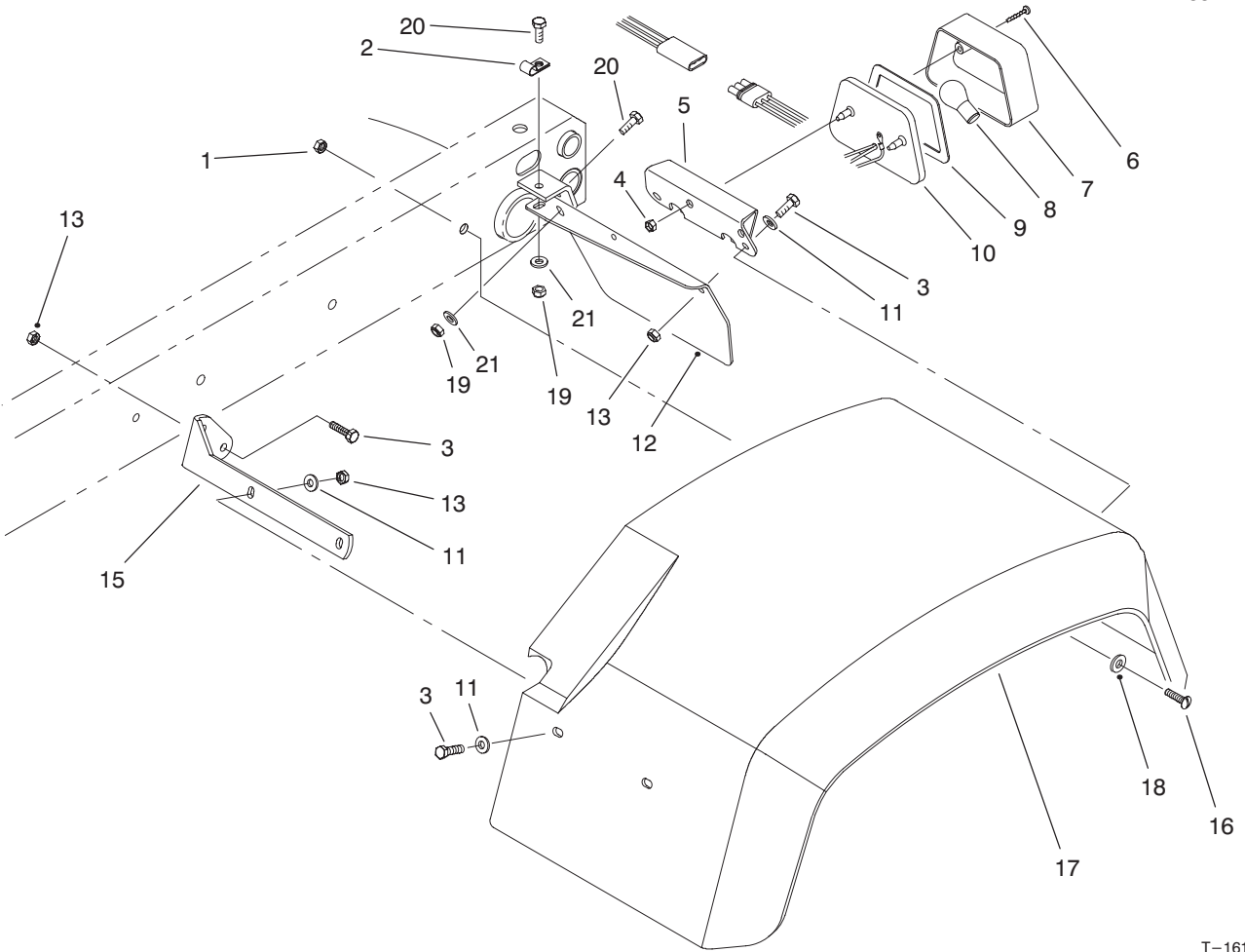
T-0236

CONTROL VALVE ASSEMBLY NO. 43-1950

Ref. No.	Part No.	Description	No. Used
1	22-8330	Plug	2
2	237-42	O-Ring	2
3	22-8340	Spring	2
4	22-8350	Ball	2
5	22-8370	Seat-Check Valve	2
6	22-8360	Pin - Cam	2
†7		Body	1

Ref. No.	Part No.	Description	No. Used
8	22-8420	Spool	1
9	22-8500	O-Ring	2
10	22-8380	Retainer - Spring	2
11	22-8410	Spring	1
12	23-3030	Spacer	1
13	22-8480	Ring - Retaining, Spool	1
14	22-8490	Ring - Retaining	1

† Not Serviced Separately.



T-1613-1

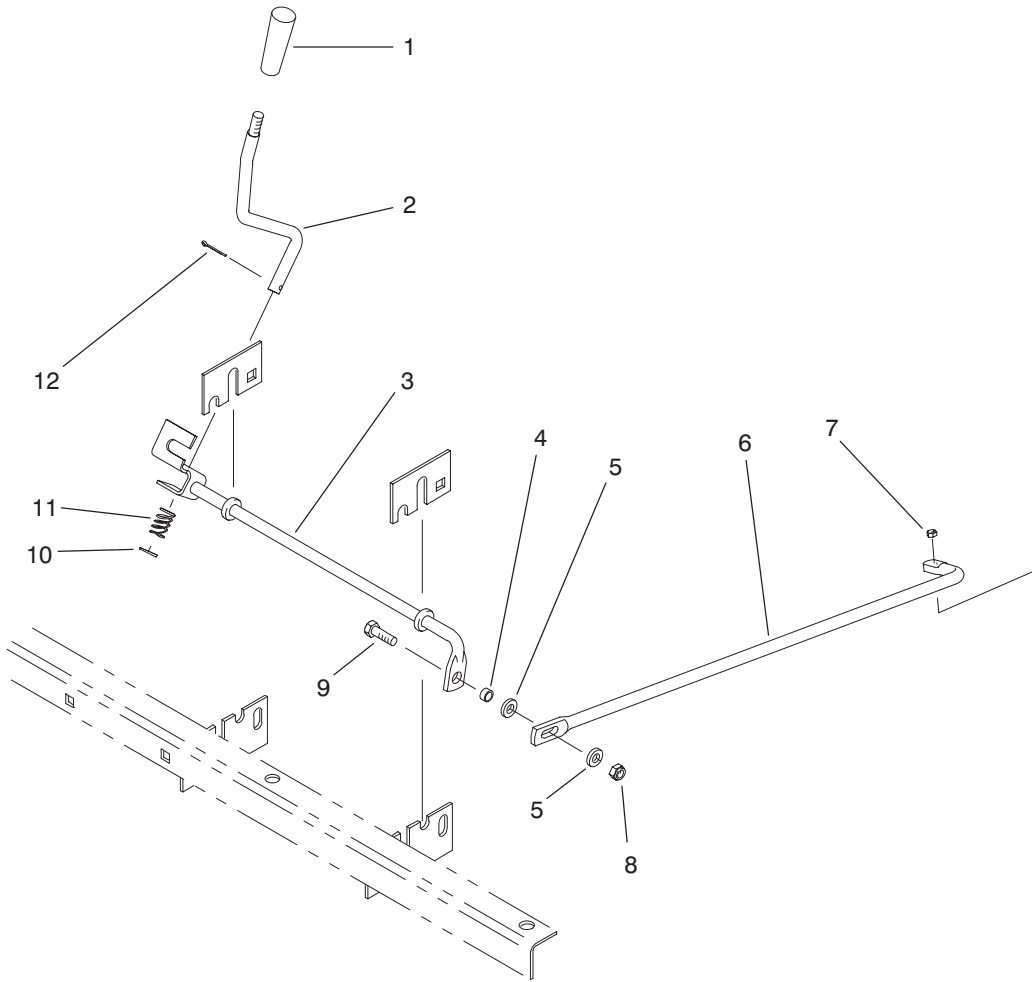
REAR FENDER & TAIL LIGHT ASSEMBLY

Ref. No.	Part No.	Description	No. Used
1	3296-39	Nut - Lock	6
2	2412-93	Clamp - R	1
3	321-6	Screw - Cap Hex. Hd.	12
4	3290-506	Palnut	2
5	87-5770-03	U-Bracket - Tail Light	1
6	32144-93	Screw - Self Tapping	2
7	87-6300	Lens	1
†8		Bulb (#1157 Std. 12 Volt)	1
9	87-6310	Gasket	1
10	87-2110	Tail Light Assembly (Incl. Ref. #6-9)	1

Ref. No.	Part No.	Description	No. Used
11	3256-22	Washer - Flat	12
12	93-8943-03	Plate - Tail Light LH	1
*	93-8944-03	Plate - Tail Light RH	1
13	3296-42	Nut - Lock	16
15	93-8941-03	Bracket - Front LH	1
*	93-8942-03	Bracket - Front RH	1
16	3274-94	Screw - Socket Button Hd.	6
17	87-6660	Fender - Rear 24"	2
18	3256-24	Washer - Flat	6
19	3296-29	Nut - Lock	4
20	322-5	Screw - Cap Hex. Hd.	4
21	3256-23	Washer - Flat	4

*Not Illustrated

† Not Serviced Separately.

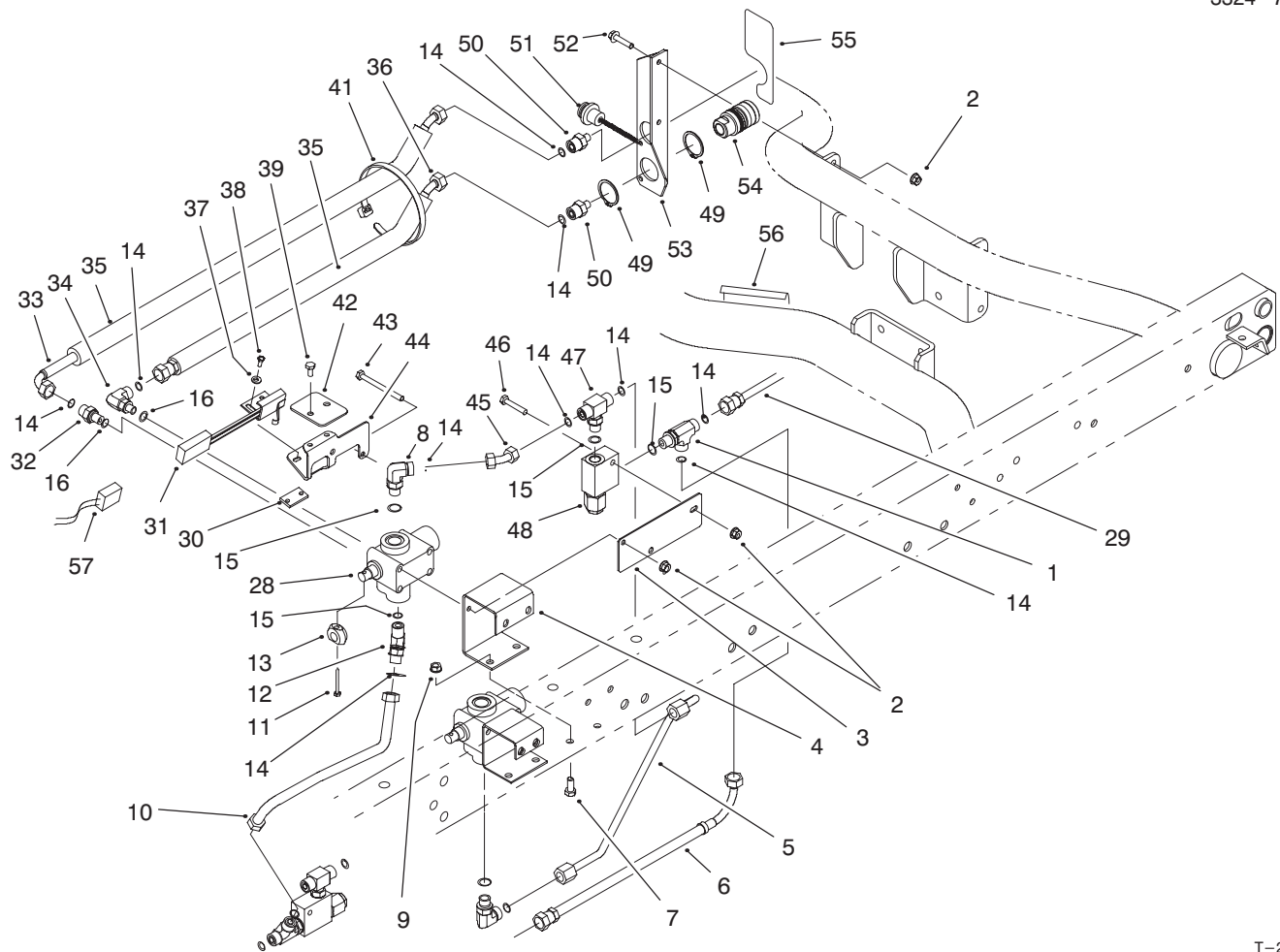


T-2623

REMOTE HYDRAULICS CONTROL LEVER & LINKAGE (Model 07205TC)

Ref. No.	Part No.	Description	No. Used
1	233-39	Knob	1
2	87-4580	Rod - Auxiliary Lever	1
3	87-4610	Rod - Auxiliary	1
4	87-5080	Spacer - Connecting Rod	1
5	3256-23	Washer - Flat	2
6	93-9536	Rod - Connecting	1

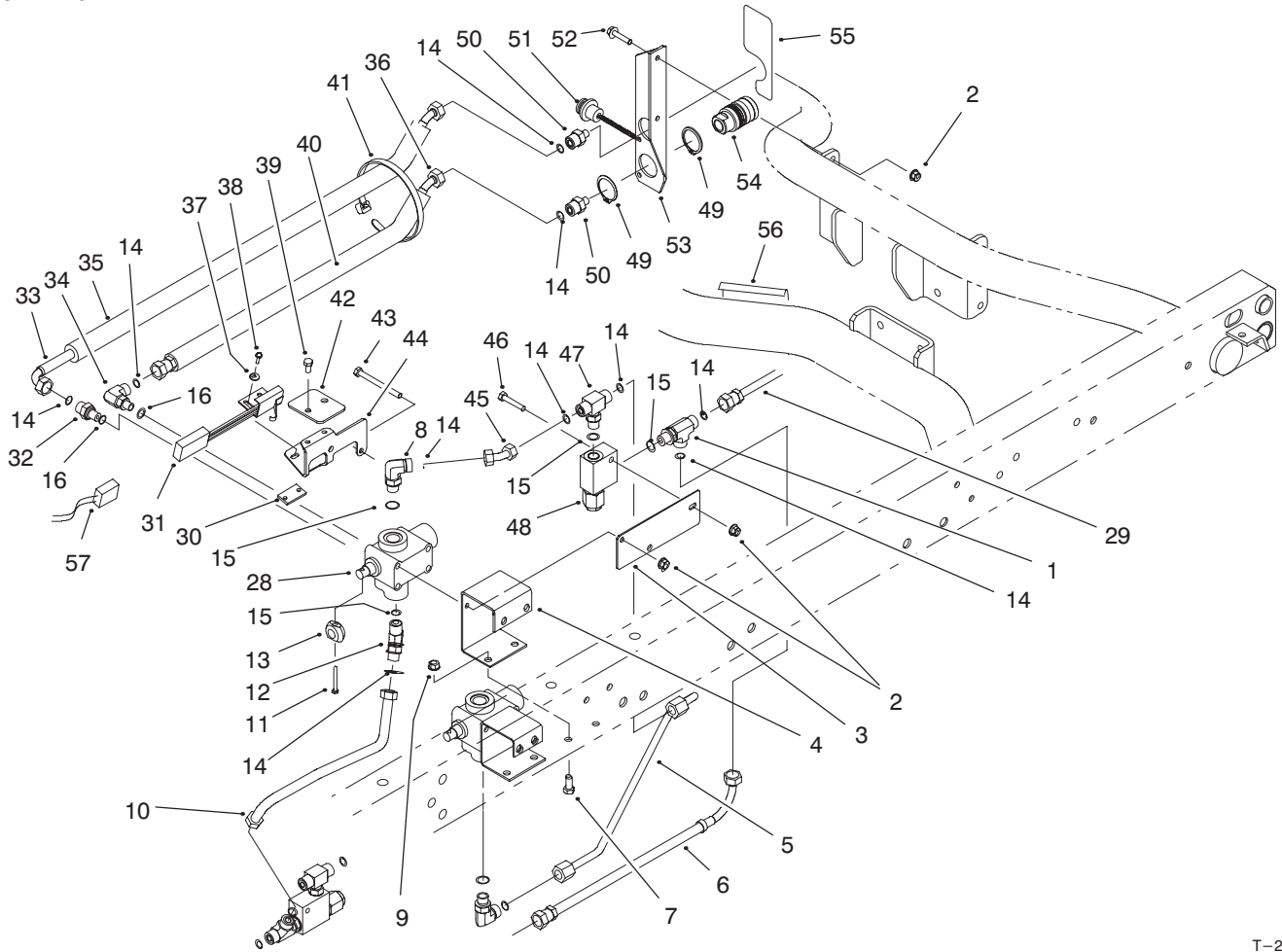
Ref. No.	Part No.	Description	No. Used
7	3296-2	Nut - Hex.	1
8	3296-29	Nut - Lock	1
9	322-5	Screw - Cap Hex. Hd.	1
10	3256-25	Washer - Flat	1
11	66-4850	Spring - Compression	1
12	3272-7	Pin - Cotter	1



T-2624

REMOTE HYDRAULICS PLUMBING ASSEMBLY (Model 07205TC)

Ref. No.	Part No.	Description	No. Used	Ref. No.	Part No.	Description	No. Used
1	340-86	Fitting - Hydraulic Tee (Incl. Ref. #14 & 15)	1	33	92-2606	Hydraulic Hose Assembly	1
2	32128-33	Nut - Flange Lock	5	34	340-97	Fitting - Hydraulic 90° (Incl. Ref. #14 & 16)	1
3	92-2623	Plate - Valve Mount	1	35	93-9540	Sleeve - Protective	2
4	87-4620	Bracket - Auxiliary Valve	1	36	92-2605	Hydraulic Hose Assembly	1
5	93-9535	Hydraulic Tube Assembly	1	37	3256-14	Washer - Flat	2
6	92-2624	Hydraulic Hose Assembly	1	38	32105-8	Screw	2
7	322-3	Screw - Cap Hex. Hd.	4	39	321-2	Screw - Hex. Hd.	2
8	340-77	Fitting - Hydraulic 90° (Incl. Ref. #14 & 15)	2	41	3290-378	Tie - Cable	6
9	32128-20	Nut - Lock	4	42	93-9538	Cover - Switch	1
10	92-2622	Hydraulic Tube Assembly	1	43	321-23	Screw - Hex. Hd.	2
11	32105-5	Screw	1	44	93-9537	Bracket - Switch Mounting	1
12	340-87	Fitting - Hydraulic 45° (Incl. Ref. #14 & 15)	1	45	92-2620	Hydraulic Tube Assembly	1
13	93-9542	Cam - Switch	1	46	321-9	Screw - Hex. Hd.	1
14	237-22	Seal - O-Ring	10	47	340-94	Fitting - Hydraulic Tee (Incl. Ref. #14 & 15)	1
15	237-42	Seal - O-Ring	5	48	92-2625	Relief Valve Assembly (1900 psi)	1
16	237-78	Seal - O-Ring	3	49	92-2601	Ring - Retaining	4
28	43-1710	Remote Hyds. Valve Assy.	1	50	340-12	Fitting - Hydraulic Straight (Incl. Ref. #14)	2
29	94-5255	Hydraulic Hose Assembly	1	51	92-2603	Plug - Dust	2
30	93-9539	Strip - Tapped	1	52	3234-21	Screw - Hex. Hd.	2
31	92-7905	Switch & Bracket Assembly	1				
32	340-88	Fitting - Hydraulic Straight (Incl. Ref. #14 & 16)	1				



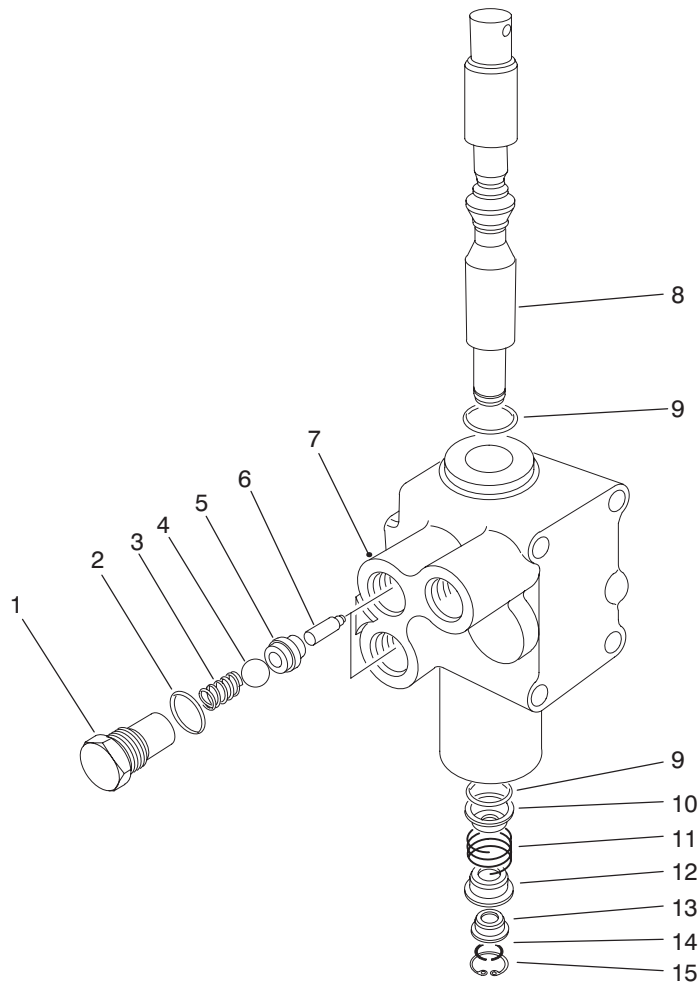
T-2624

REMOTE HYDRAULICS PLUMBING ASSEMBLY (Model 07205TC) (Continued)

Ref. No.	Part No.	Description	No. Used
53	92-2771	Rear Coupler Bracket Asm. (Incl. Ref. #55)	1
54	92-2602	Coupling - Hyd. Female	2
55	92-2610	Decal - Coupler (US)	1
*	93-9089	Decal - Coupler (CE)	1
*	92-5339	Decal - Coupler (JAP)	1

Ref. No.	Part No.	Description	No. Used
56	92-2611	Decal - Caution (US)	1
*	93-9090	Decal - Caution (CE)	1
*	92-5466	Decal - Caution (JAP)	1
57	93-9541	Harness - Wire	1

*Not Illustrated



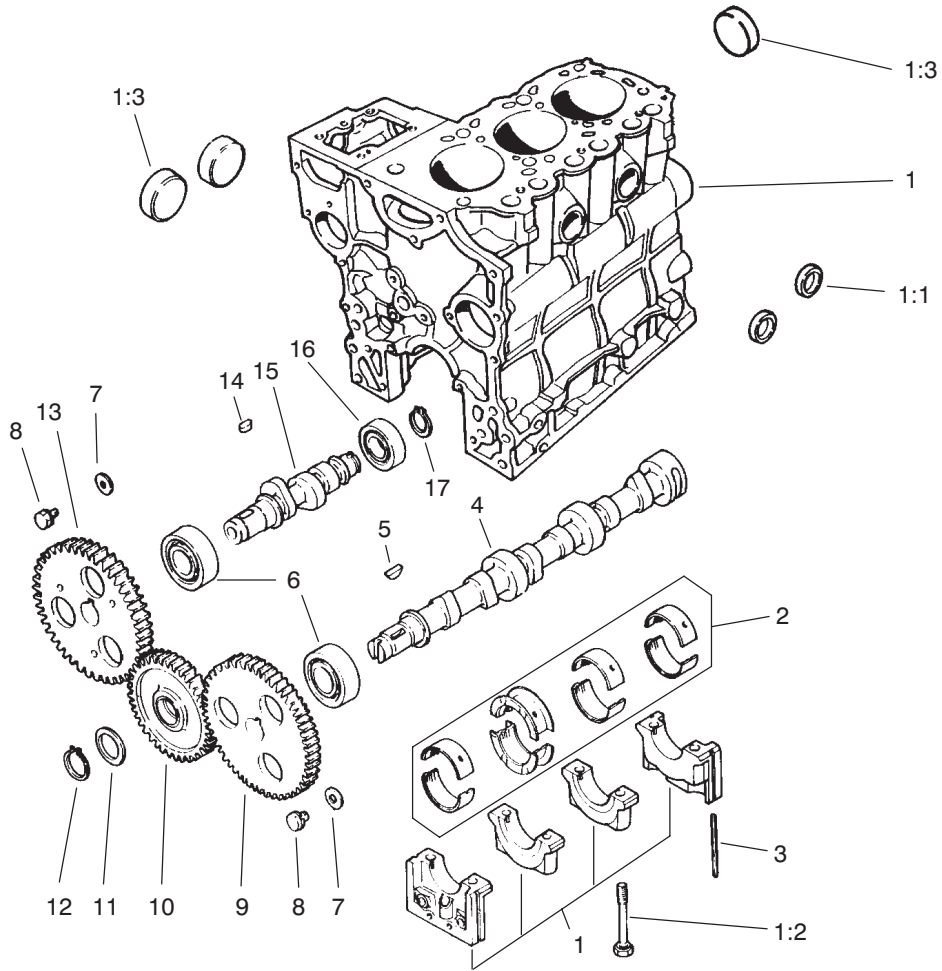
T-0280-1

REMOTE HYDRAULICS VALVE ASSEMBLY NO. 43-1710

Ref. No.	Part No.	Description	No. Used
1	22-8330	Plug	2
2	237-42	O-Ring	2
3	22-8340	Spring	2
4	22-8350	Ball	2
5	22-8370	Seat-Check Valve	2
6	22-8360	Pin - Cam	2
†7		Body	1
8	22-8420	Spool	1

Ref. No.	Part No.	Description	No. Used
9	22-8500	O-Ring	2
10	22-8380	Retainer - Spring	2
11	22-8410	Spring	1
12	22-8390	Retainer - Spring	1
13	22-8400	Spacer - Float	1
14	22-8480	Ring - Retaining, Spool	1
14	22-8490	Ring - Retaining	1

†Not Serviced Separately



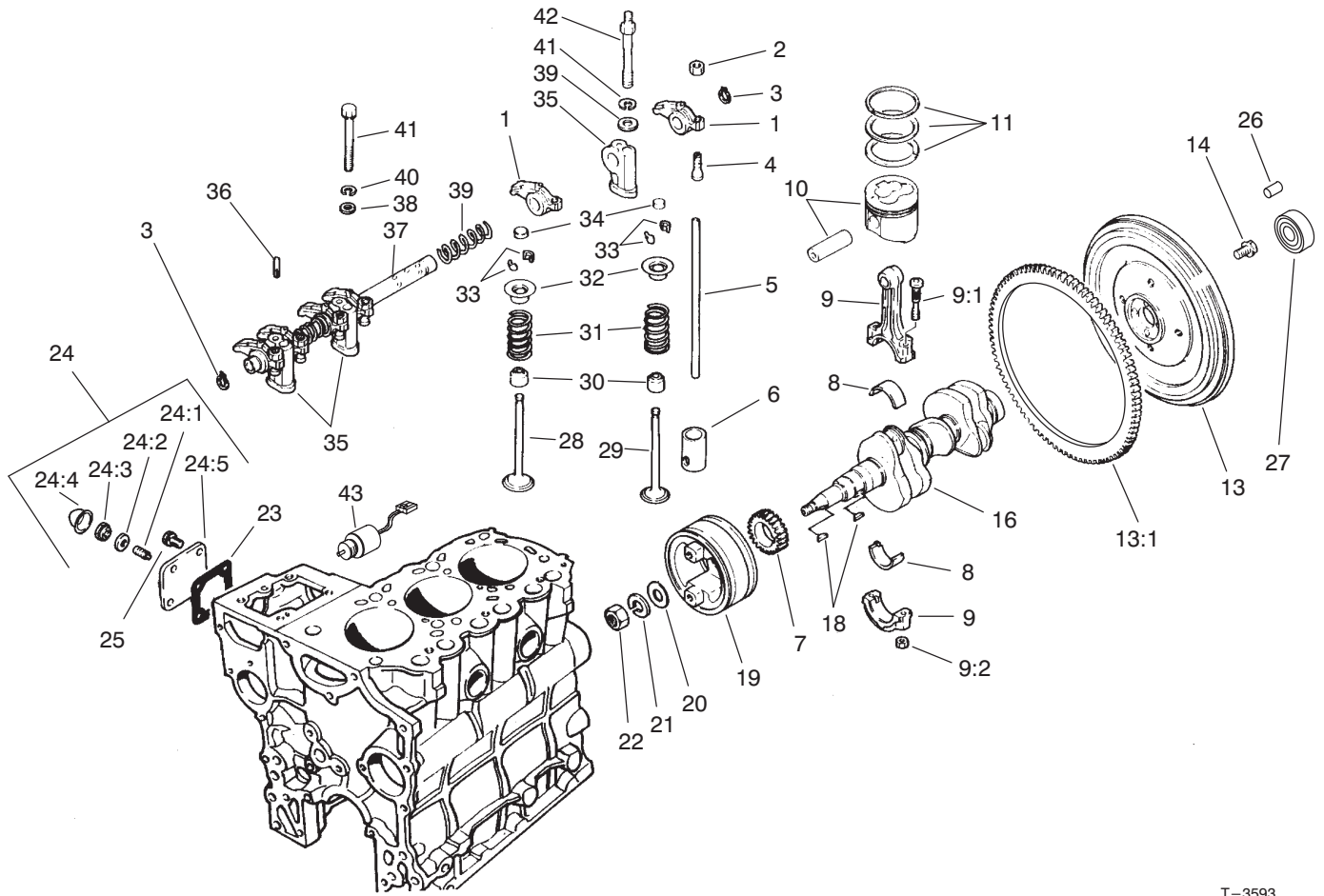
T-3592

CAMSHAFT ASSEMBLY

Ref. No.	Part No.	Description	No. Used
1	94-1257	Block Sub Assembly	1
1:1	42-7080	Cap	2
1:2	67-2250	Bolt	8
1:3	56-0020	Plug	3
2	75-4900	Bearing Set STD	1
*	67-2410	Bearing Set 0.25	1
*	67-2420	Bearing Set 0.50	1
3	67-2200	Seal	4
4	67-3010	Cam Shaft	1
5	56-0480	Key - Woodruff	1
6	67-3030	Bearing	2

Ref. No.	Part No.	Description	No. Used
7	67-3000	Washer	2
8	42-9490	Bolt w/Washer	2
9	92-0827	Gear	1
10	92-0842	Gear Assembly	1
11	92-0839	Plate	1
12	92-0841	Ring - Retaining	1
13	92-0840	Gear	1
14	42-7840	Key	1
15	67-3060	Shaft	1
16	67-3050	Bearing	1
17	67-3080	Ring - Retaining	1

*Not Illustrated

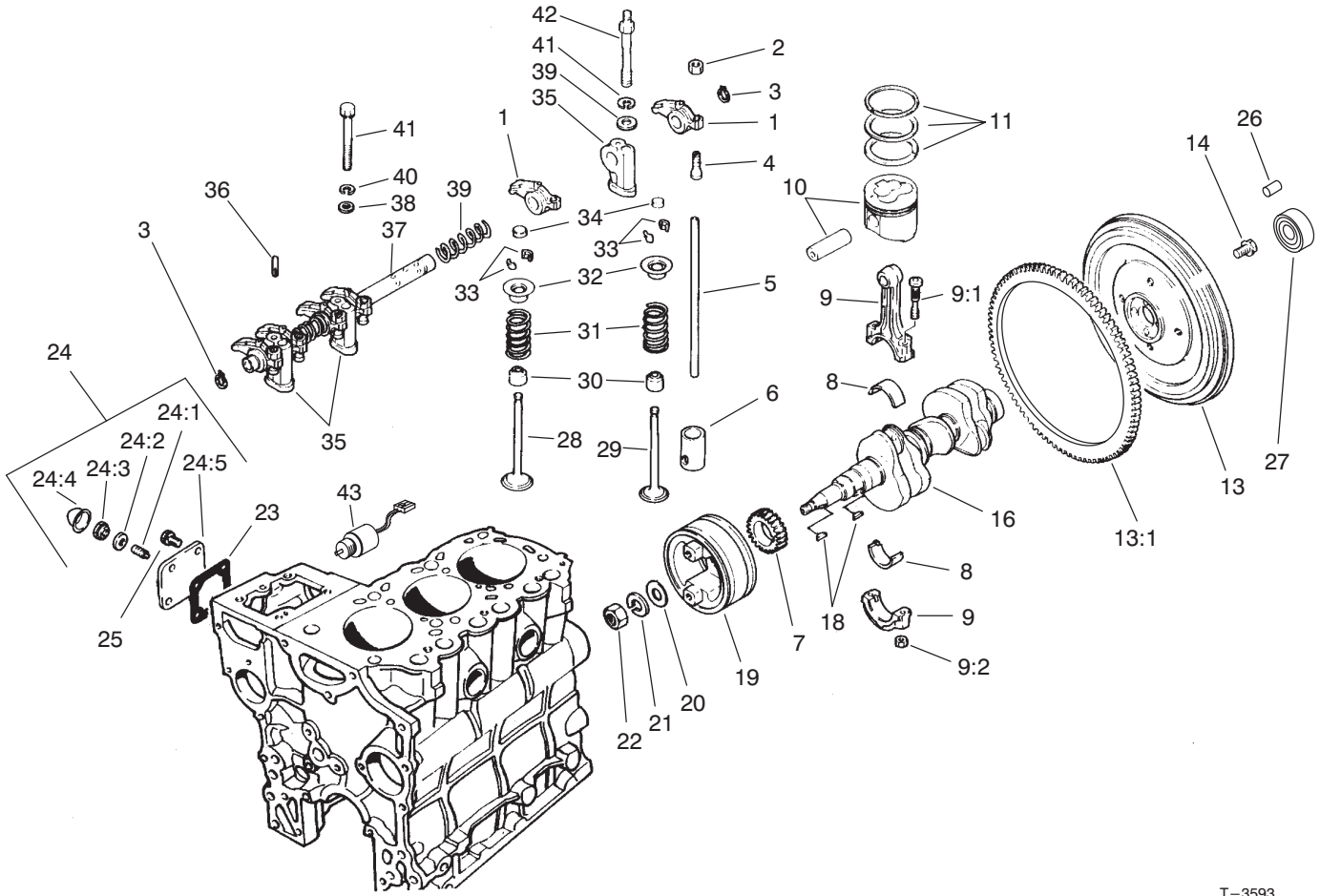


T-3593

VALVES AND CRANKSHAFT ASSEMBLY

Ref. No.	Part No.	Description	No. Used	Ref. No.	Part No.	Description	No. Used
1	67-3160	Arm - Rocker	6	21	67-2960	Washer - Lock	1
2	67-3230	Nut - Jam	6	22	67-2940	Nut - Jam	1
3	67-3240	Ring - Retaining	2	23	67-4310	Gasket	1
4	67-3210	Screw - Adjusting	6	24	75-5110	Cover Assembly	1
5	67-3150	Rod - Push	6	24:1	43-3160	Screw - Adjusting	1
6	67-3120	Tappet	6	24:2	75-5120	Gasket	1
7	92-0835	Gear	1	24:3	43-5960	Nut - Special	1
8	75-5010	Bearing Set STD	3	24:4	43-2820	Cap - Sealing	1
*	67-2890	Bearing Set 0.25 US	3	24:5	67-4250	Cover	1
*	67-2900	Bearing Set 0.50 US	3	25	42-9440	Bolt W/Washer	4
9	67-2850	Connecting Rod Assembly	3	26	51-5610	Pin - Dowel	3
9:1	67-2860	Bolt	6	27	92-1914	Bearing - Ball	1
9:2	42-9590	Nut	6	28	67-3130	Valve - Intake	3
10	93-8973	Piston & Pin Set STD	3	29	67-3140	Valve - Exhaust	3
*	93-8975	Piston & Pin Set 0.25 OS	3	30	42-7870	Seal	6
*	93-8976	Piston & Pin Set 0.50 OS	3	31	67-3110	Spring	6
11	75-5050	Ring Set STD	3	32	67-3100	Retainer	6
*	75-5060	Ring Set 0.25 OS	3	33	42-7860	Lock	12
*	75-5070	Ring Set 0.50 OS	3	34	67-3180	Cap	6
13	92-0836	Flywheel Assembly	1	35	67-3200	Stay - Rocker	3
13:1	67-2980	Gear - Ring	1	36	67-3220	Pin	1
14	67-2990	Bolt	4	37	67-3190	Rocker Shaft Assembly	1
16	92-0845	Crankshaft	1	38	42-9660	Washer	4
18	56-0480	Key - Woodruff	2	39	67-3170	Spring	2
19	70-8680	Pulley - Crankshaft	1	40	67-3260	Washer	6
20	67-2950	Washer	1				

*Not Illustrated

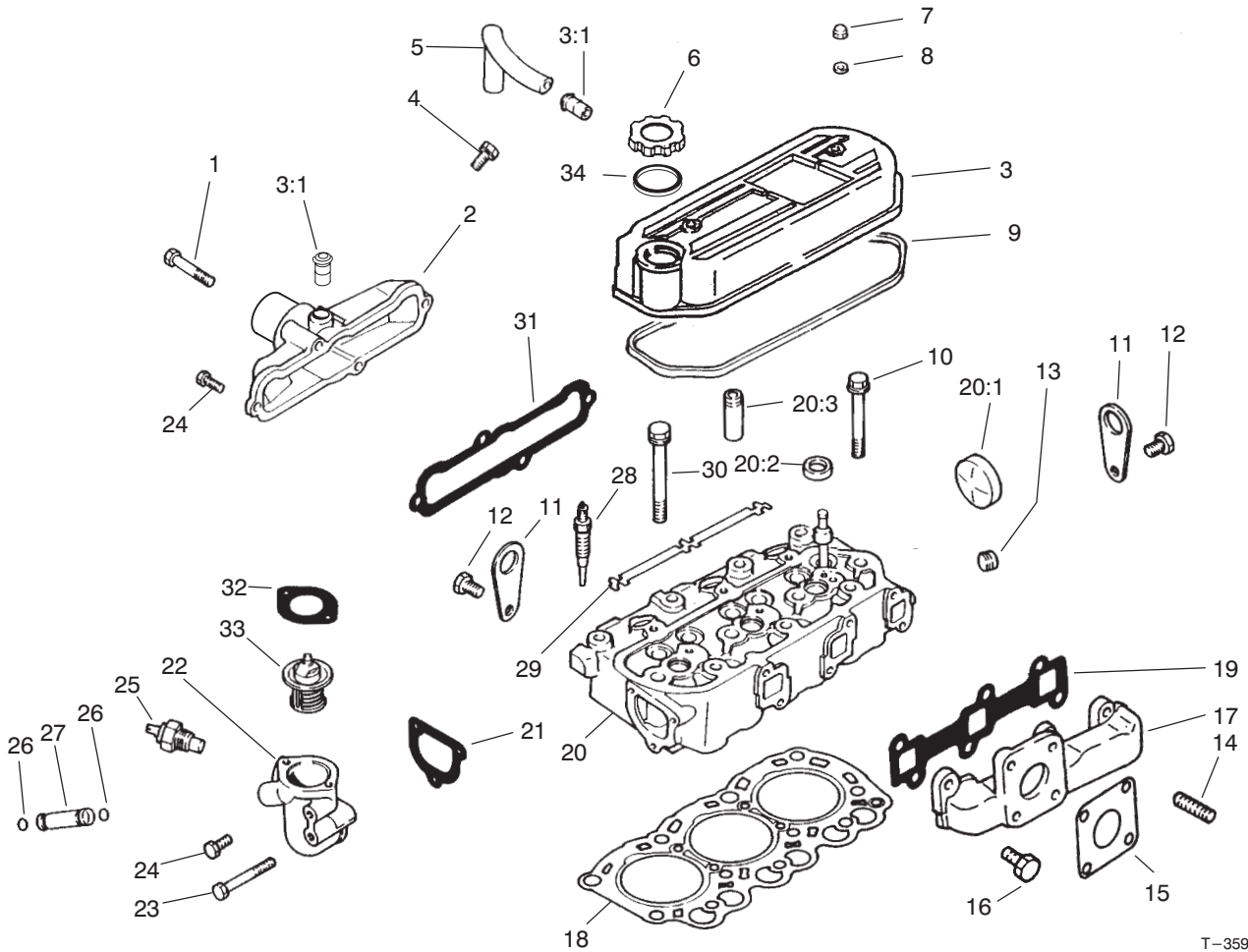


T-3593

VALVES AND CRANKSHAFT ASSEMBLY (Continued)

Ref. No.	Part No.	Description	No. Used
41	42-9510	Bolt	1
42	67-3250	Bolt - Rockers Stay	2
43	63-7440	Solenoid - Shutoff	1

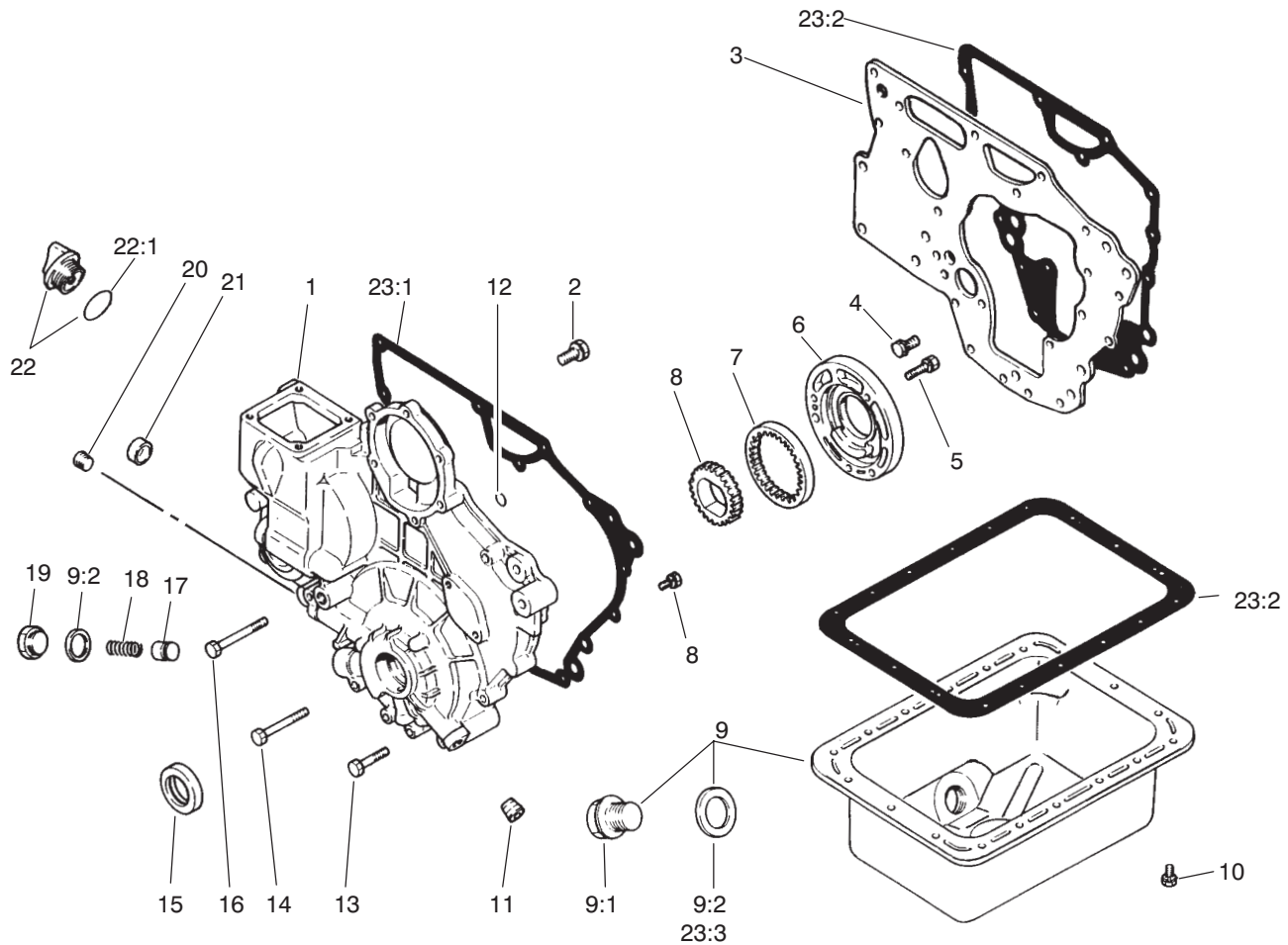
Ref. No.	Part No.	Description	No. Used



T-3594

CYLINDER HEAD ASSEMBLY

Ref. No.	Part No.	Description	No. Used	Ref. No.	Part No.	Description	No. Used
1	67-4400	Bolt	2	19	67-4570	Gasket - Exhaust Manifold	1
2	94-3533	Cover (Intake)	1	20	93-8970	Cylinder Head Assembly	1
3	67-2750	Cover Assembly	1	20:1	56-0020	Plug - Expansion	1
3:1	42-7510	Pipe	2	20:2	67-2710	Cap - Sealing	3
4	42-9430	Bolt w/Washer	1	20:3	67-2700	Guide - Valve	6
5	67-2670	Hose - Breather	1	21	67-4460	Gasket (Thermostat Fitting)	1
6	67-2650	Cap - Oil Filler	1	22	92-0837	Fitting - Thermostat	1
7	67-2770	Nut - Cap	2	23	67-4470	Bolt	1
8	67-2780	Washer	2	24	67-2330	Bolt	4
9	67-2760	Gasket	1	25	67-4510	Gauge Nut - Water Temp.	1
10	67-2740	Bolt - Flange	3	26	43-2710	O-Ring	2
11	67-2680	Hanger - Engine	2	27	67-4480	Pipe - By-Pass	1
12	67-2340	Bolt w/Washer	2	28	92-0844	Plug - Glow	3
13	67-2570	Plug - Taper	1	29	67-4690	Plate - Glow Plug	1
14	42-9570	Stud	4	30	67-2730	Bolt	8
15	42-9110	Gasket	1	31	67-4550	Gasket - Intake Manifold	1
16	67-4590	Bolt	6	32	93-8974	Thermostat	1
17	70-8750	Manifold - Exhaust	1	33	67-4430	Gasket - Thermostat	1
18	67-2720	Gasket - Cylinder Head	1	34	67-2660	Seal - O-Ring	1

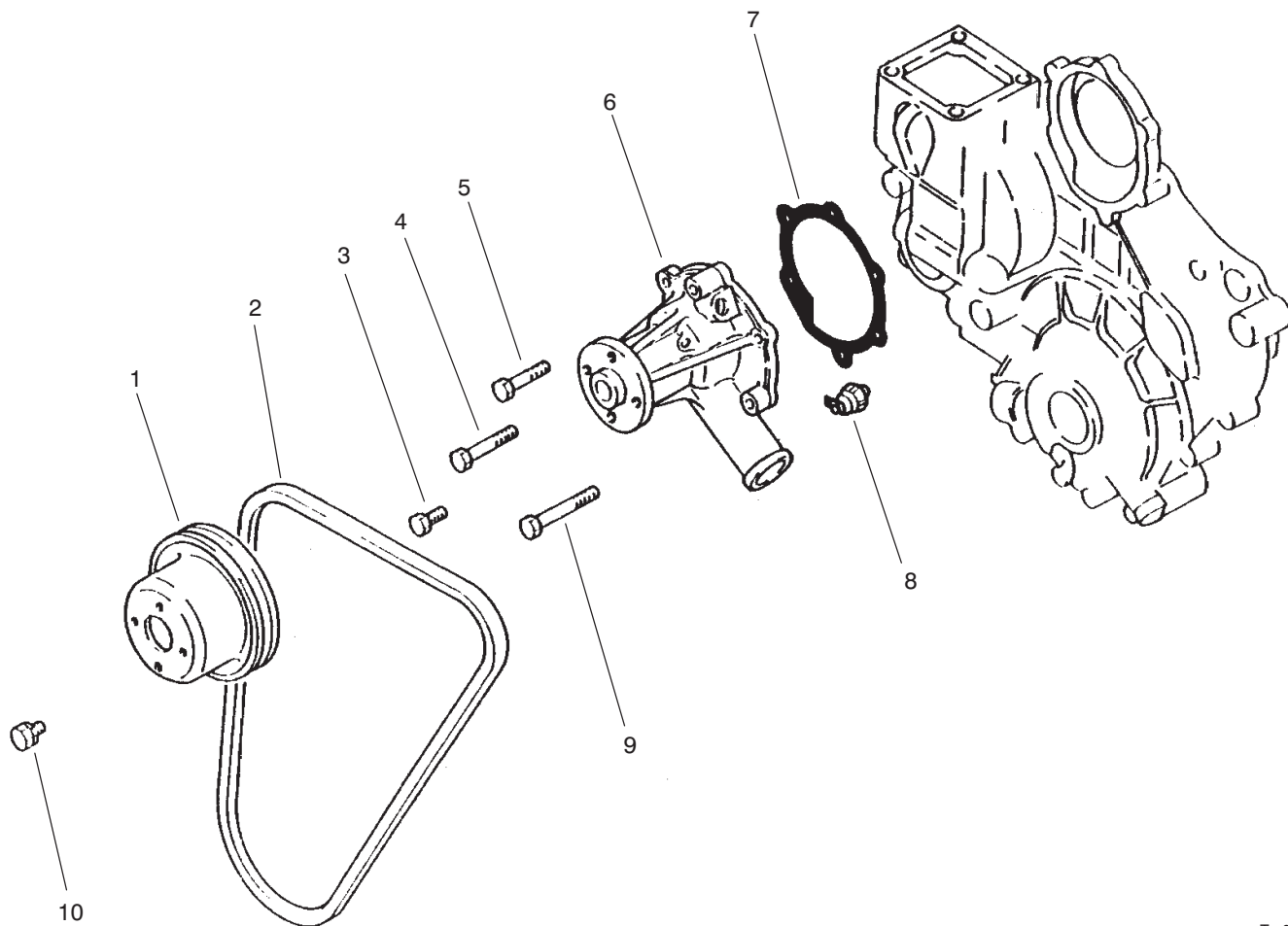


T-3595

CRANKCASE ASSEMBLY

Ref. No.	Part No.	Description	No. Used
1	94-1259	Case Sub-Assembly	1
2	67-2340	Bolt w/Washer	3
3	67-2310	Plate	1
4	42-9440	Bolt w/Washer	11
5	67-2560	Bolt w/Washer	3
6	67-2550	Housing - Oil Pump	1
7	67-2540	Gear - Outer	1
8	67-2530	Gear - Inner	1
9	75-4910	Oil Pan Assembly	1
9:1	42-9260	Plug	1
9:2	42-7290	Gasket - Oil Drain	2
10	42-9490	Bolt w/Washer	18
11	42-7210	Plug	1
12	67-2630	O-Ring	2
13	67-2600	Bolt	3

Ref. No.	Part No.	Description	No. Used
14	67-2610	Bolt	4
15	67-2590	Oil Seal	1
16	67-2620	Bolt	1
17	67-2500	Plunger	1
18	67-2510	Spring	1
19	67-2520	Plug	1
20	67-2570	Plug	1
21	67-2640	Cap	1
22	67-2650	Oil Fill Cap Assembly	1
22:1	67-2660	O-Ring	1
23	75-5040	Gasket Kit	1
23:1	67-2580	Gasket - Case	1
23:2	67-2320	Gasket - Plate	1
23:3	67-2480	Gasket - Oil Pan	1
23:3	42-7290	Gasket - Oil Drain	2

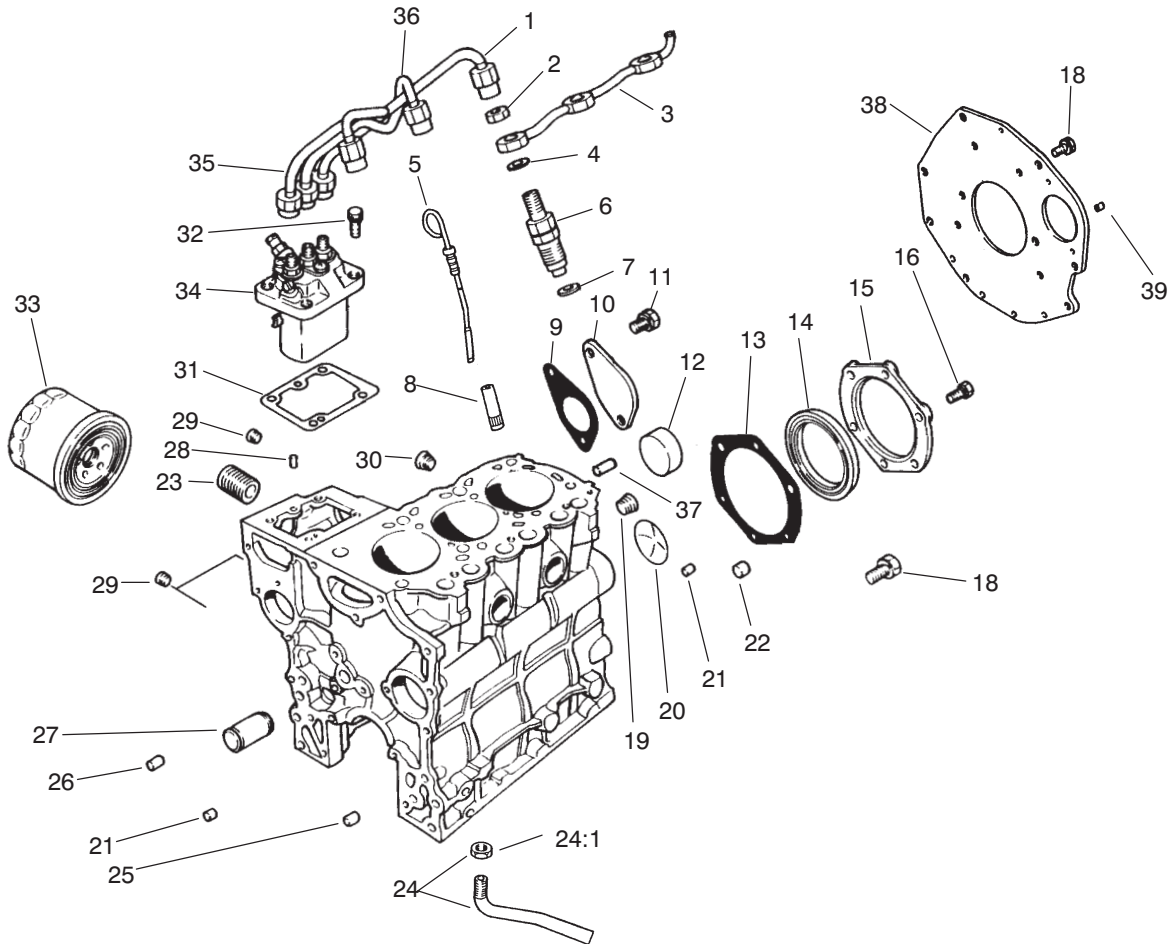


T-0568

WATER PUMP ASSEMBLY

Ref. No.	Part No.	Description	No. Used
1	67-4360	Pulley	1
2	98-2947	V-Belt	1
3	67-2330	Bolt	2
4	67-4400	Bolt	1
5	67-2600	Bolt	1

Ref. No.	Part No.	Description	No. Used
6	67-4380	Pump Assembly	1
7	67-4390	Gasket	1
8	67-4350	Oil Pressure Switch	1
9	67-2610	Bolt	2
10	42-9490	Bolt w/Washer	4



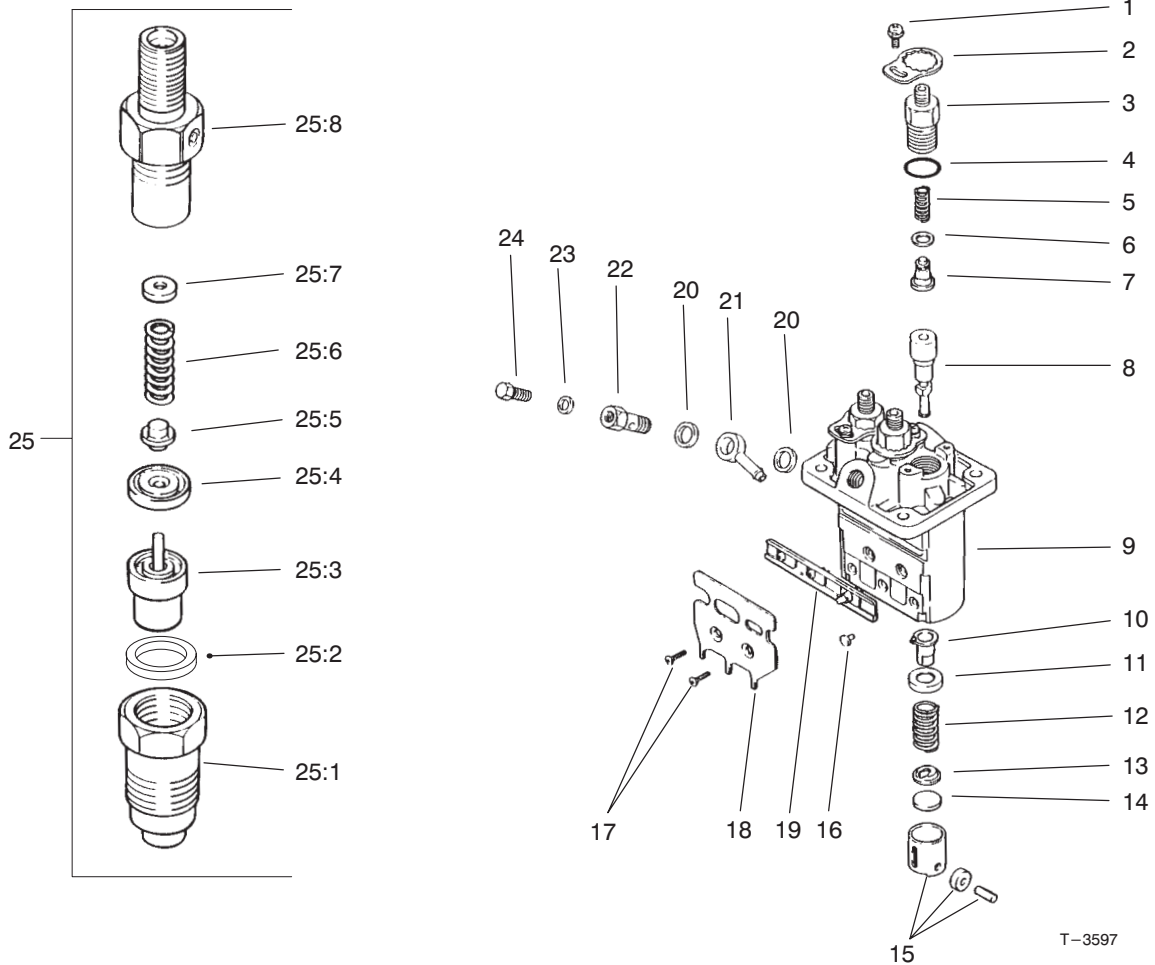
T-3596

FUEL SUPPLY & ENGINE BLOCK ASSEMBLY

Ref. No.	Part No.	Description	No. Used
1	67-3420	Pipe Assembly No. 3	1
2	67-3430	Nut	3
3	70-8700	Pipe - Fuel Return	1
4	67-3440	Gasket	3
5	67-2450	Dipstick	1
6	67-3380	Nozzle & Holder Assembly	1
7	67-3390	Gasket	3
8	67-2220	Guide	1
9	67-2300	Gasket	1
10	67-2290	Cover	1
11	67-2340	Bolt w/Washer	2
12	56-0020	Plug	3
13	67-2280	Gasket	1
14	67-2230	Oil Seal	1
15	67-2270	Case	1
16	67-2330	Bolt	6
18	67-2440	Bolt w/Washer	6
19	67-2390	Plug	1
20	67-2350	Plug	1
21	67-2360	Bushing	2
22	67-2380	Bushing	3
23	56-1230	Shaft - Oil Filter	1
24	67-4340	Screen Assembly	1
24:1	42-9650	Nut - Jam	1

Ref. No.	Part No.	Description	No. Used
25	67-2370	Bushing	1
26	42-7190	Bushing	2
27	93-8972	Shaft - Idler	1
28	56-0220	Pin	2
29	67-2210	Plug	3
30	56-0100	Plug	1
31	67-3280	Shim 0.2	1
*	67-3290	Shim 0.3	1
*	67-3300	Shim 0.5	1
*	67-3310	Shim 0.4	1
*	67-3320	Shim 0.6	1
*	67-3330	Shim 0.7	1
*	67-3340	Shim 0.8	1
*	67-3350	Shim 0.9	1
*	67-3360	Shim 1.0	1
32	67-3370	Bolt w/Washer	4
33	67-4330	Oil Filter Assembly	1
34	75-5020	Pump Assembly	1
35	67-3400	Pipe No. 1 Assembly	1
36	67-3410	Pipe No. 2 Assembly	1
37	42-7160	Pin - Dowel	1
38	92-0830	Plate - Rear	1
39	92-0831	Pin - Knock	1

*Not Illustrated



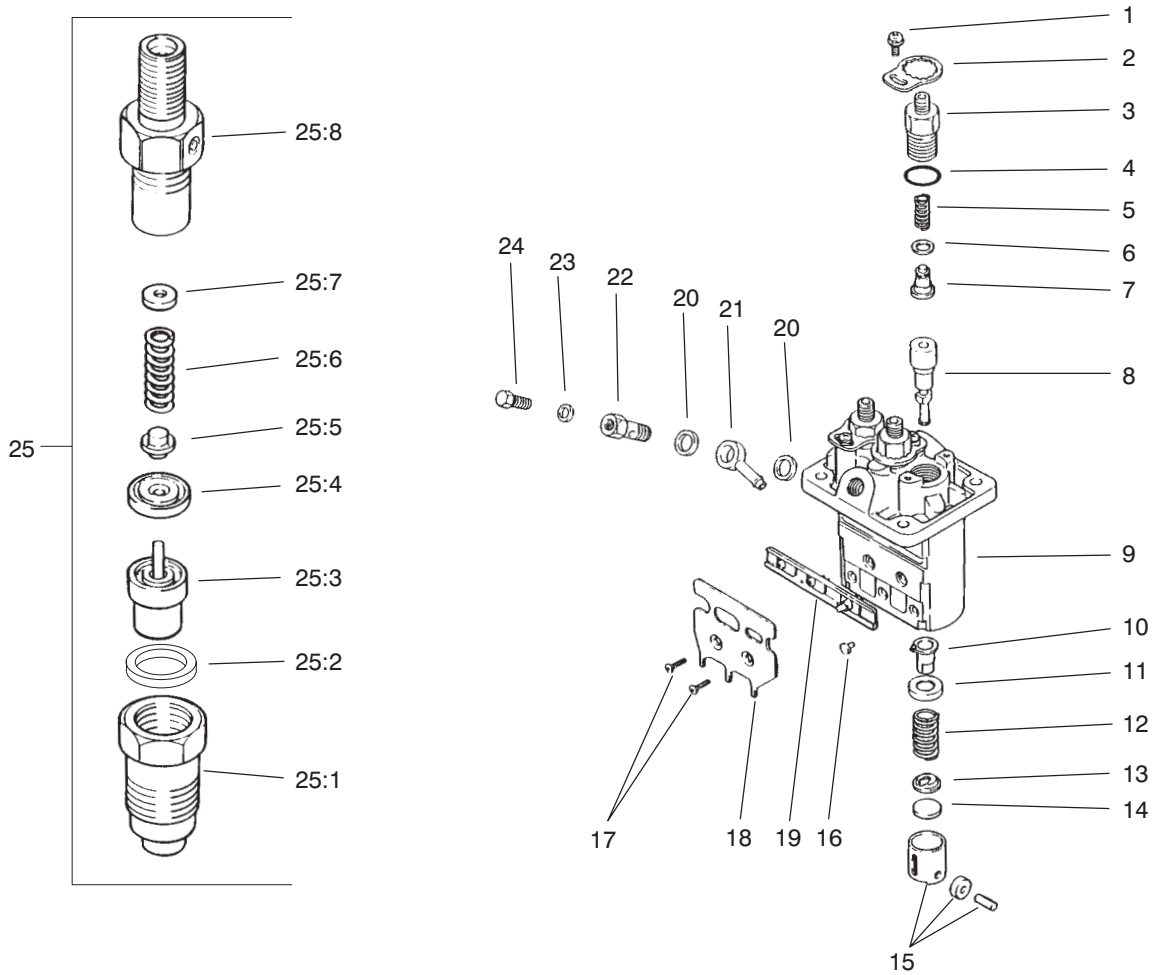
T-3597

FUEL INJECTION PUMP ASSEMBLY

Ref. No.	Part No.	Description	No. Used
1	67-3770	Screw w/Washer	3
2	67-3760	Plate - Lock	3
3	67-3470	Holder - Delivery Valve	3
4	67-3480	O-Ring	3
5	67-3490	Spring	3
6	42-8240	Gasket	3
7	67-3500	Sub-Asm. - Valve	3
8	75-4970	Sub-Asm. - Element	3
9	67-3460	Sub-Asm. - Housing	1
10	67-3520	Sub-Asm. - Sleeve	3
11	67-3530	Seat	3
12	67-3540	Spring	3
13	67-3550	Seat	3
14	67-3560	Plate - Shim 1.85	1
*	67-3570	Plate - Shim 1.9	1
*	67-3580	Plate - Shim 1.95	1
*	67-3590	Plate - Shim 2.0	1
*	67-3600	Plate - Shim 2.05	1
*	67-3610	Plate - Shim 2.1	1
*	67-3620	Plate - Shim 2.15	1
*	67-3630	Plate - Shim 2.2	1
*14	67-3640	Plate - Shim 2.25	1

Ref. No.	Part No.	Description	No. Used
*	67-3650	Plate - Shim 2.3	1
*	67-3660	Plate - Shim 2.35	1
*	67-3670	Plate - Shim 2.4	1
*	67-3680	Plate - Shim 2.45	1
*	67-3690	Plate - Shim 2.5	1
15	67-3700	Tappet Assembly	3
16	67-3810	Pin	3
17	67-3790	Screw	2
18	67-3800	Bracket	1
19	67-3780	Rack Assembly	1
20	67-3750	Washer	2
21	67-3740	Nipple	1
22	67-3730	Screw	1
23	67-3720	Washer	1
24	67-3710	Screw - Air Bleed	1
25	67-3380	Nozzle & Holder Assembly	3
25:1	67-3970	Nut	3
25:2	67-3980	Gasket	3
25:3	67-3960	Nozzle Assembly	3
25:4	67-3950	Piece	3
25:5	67-3940	Pin	3
25:6	67-3930	Spring	3

*Not Illustrated



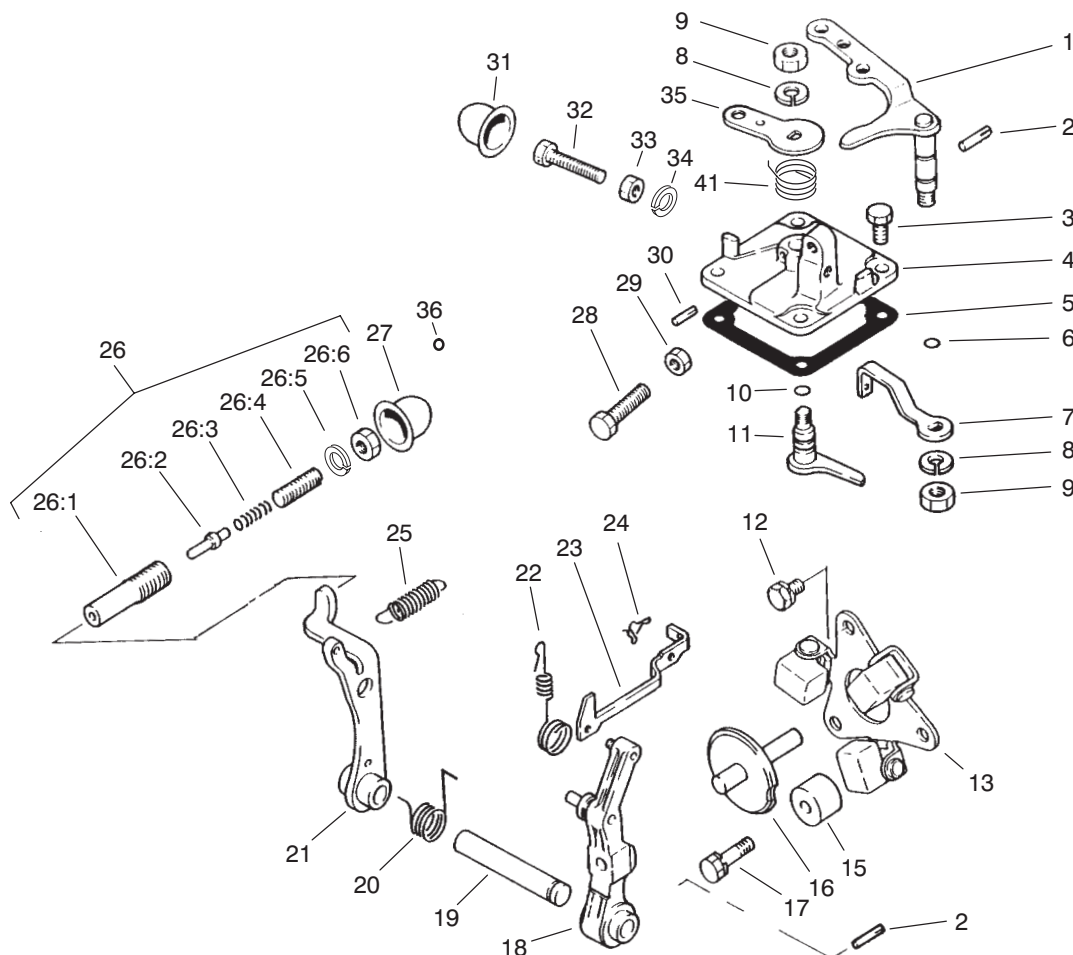
T-3597

FUEL INJECTION PUMP ASSEMBLY (Continued)

Ref. No.	Part No.	Description	No. Used
25:7	67-3830	Washer 1.25	1
*	67-3840	Washer 1.3	1
*	67-3850	Washer 1.35	1
*	67-3860	Washer 1.4	1
*	67-3870	Washer 1.45	1
*	67-3880	Washer 1.5	1

Ref. No.	Part No.	Description	No. Used
*	67-3890	Washer 1.55	1
*	67-3900	Washer 1.6	1
*	67-3910	Washer 1.65	1
*	67-3920	Washer 1.7	1
25:8	75-5000	Body Sub Assembly.	1

*Not Illustrated



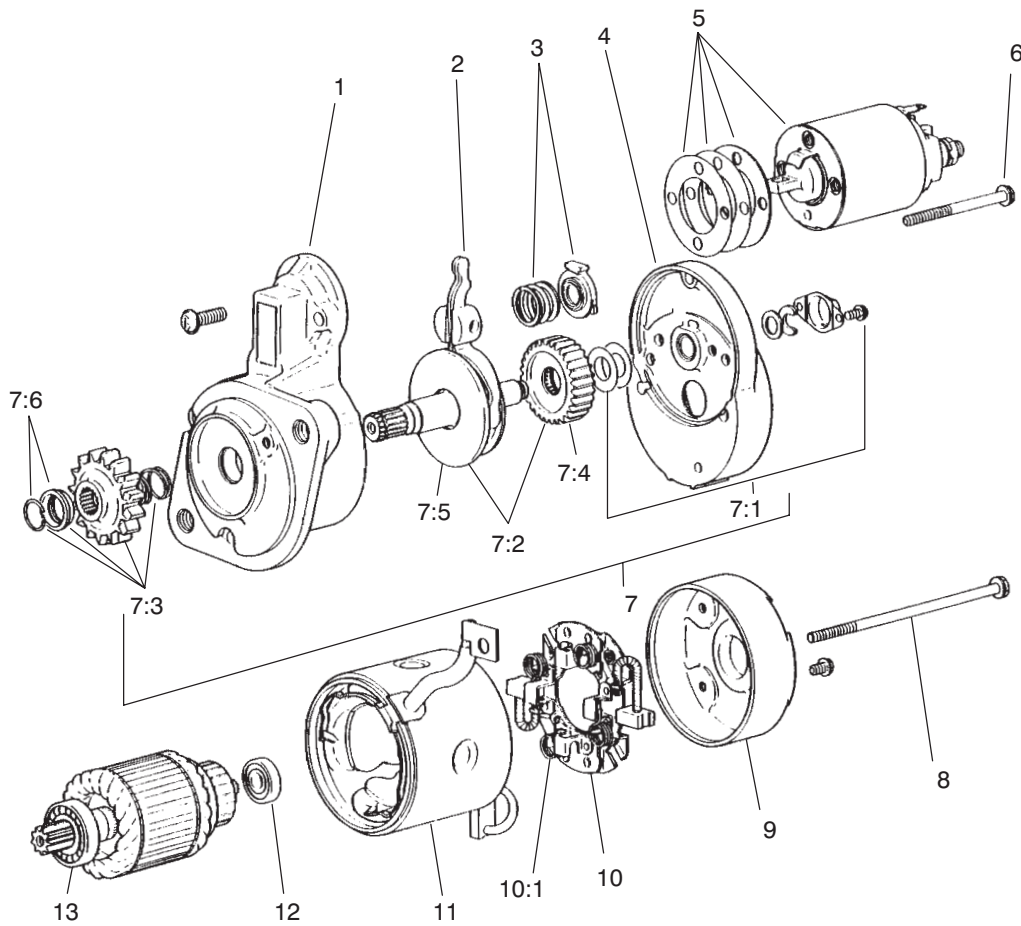
T-3598

GOVERNOR ASSEMBLY

Ref. No.	Part No.	Description	No. Used	Ref. No.	Part No.	Description	No. Used
1	67-3990	Lever - Speed Control	1	23	67-4030	Rod - Tie	1
2	67-4000	Pin	2	24	67-4080	Clip	1
3	67-4270	Bolt	4	25	75-4990	Spring - Governor	1
4	95-9600	Cover - Governor	1	26	94-5271	Torque Spring Set	1
5	67-4160	Gasket	1	26:1	67-4210	Case - Torque Set	1
6	42-8830	Seal - O-Ring	1	26:2	67-4230	Stopper - Torque Set	1
7	75-4980	Lever - Governor Spring	1	26:3	67-4190	Spring - Torque Set	1
8	67-3260	Washer	2	26:4	67-4220	Screw - Adjusting	1
9	42-9640	Nut - Jam	2	26:5	95-9602	C-Ring - Torque Set	1
10	42-8830	Seal - O-Ring	1	26:6	67-4180	Nut - Torque Set	1
11	67-4140	Lever - Stop	1	27	95-9603	Cover - Torque Set	1
12	42-9430	Bolt W/Washer	2	28	42-9420	Bolt - Speed Set	1
13	67-4040	Weight Assembly	1	29	67-4290	Nut	1
15	67-4010	Stopper	1	30	67-4120	Pin - Grooved	1
16	67-4070	Shaft - Sliding	1	31	95-9604	Cover - High Speed Set	1
17	67-4280	Bolt W/Washer	1	32	42-9420	Bolt - High Speed Set	1
18	67-4060	Lever - Governor	1	33	95-9606	Nut - High Speed Set	1
19	67-4050	Shaft - Governor	1	34	95-9607	C-Ring - High Speed Set	1
20	67-5040	Spring	1	35	67-4150	Lever - Stop	1
21	67-4090	Lever - Tension	1	36	94-3827	Spring - Return	1
22	70-8720	Spring - Tie Rod	1				

*Not Illustrated

†Item must be serviced by a Mitsubishi Authorized Toro Dealer/Distributor.

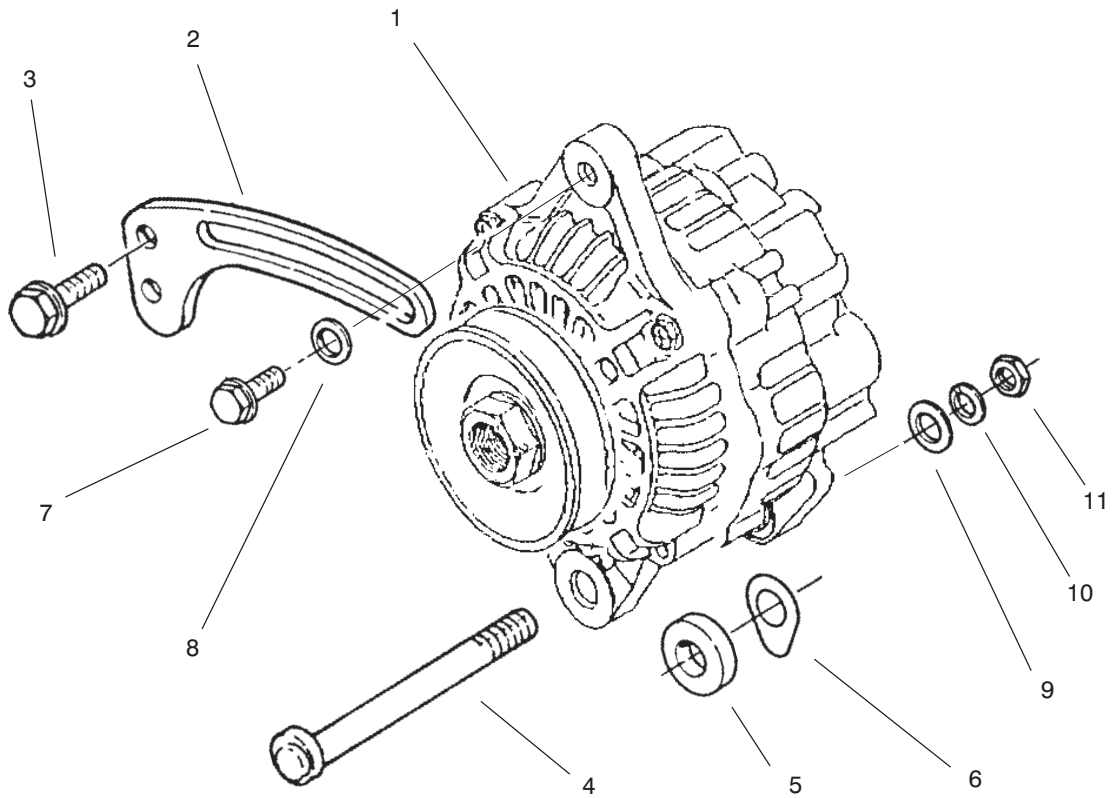


T-3599

STARTER ASSEMBLY NO. 70-8760

Ref. No.	Part No.	Description	No. Used
1	70-8770	Front Bracket Assembly	1
2	67-4720	Lever Assembly	1
3	67-4730	Spring Set	1
4	70-8780	Center Bracket Assembly	1
5	56-1560	Switch Assembly	1
6	56-1570	Bolt Set	1
7	67-4760	Shaft Assembly	1
7:1	56-1680	Cover Set	1
7:2	67-4780	Gear Set	1
7:3	67-4770	Pinion Set	1
7:4	56-1670	Gear	1

Ref. No.	Part No.	Description	No. Used
7:5	67-4790	Shaft Assembly	1
7:6	56-1640	Stopper Set	1
8	56-1610	Bolt	1
9	56-1720	Assy. - Bracket (Rear)	1
10	93-3573	Brush Holder Assembly (Incl. Ref. #19)	1
10:1	56-1710	Spring - Brush	4
11	67-4800	Yoke Assembly	1
12	56-1600	Bearing - Rear	1
13	56-1590	Bearing - Front	1



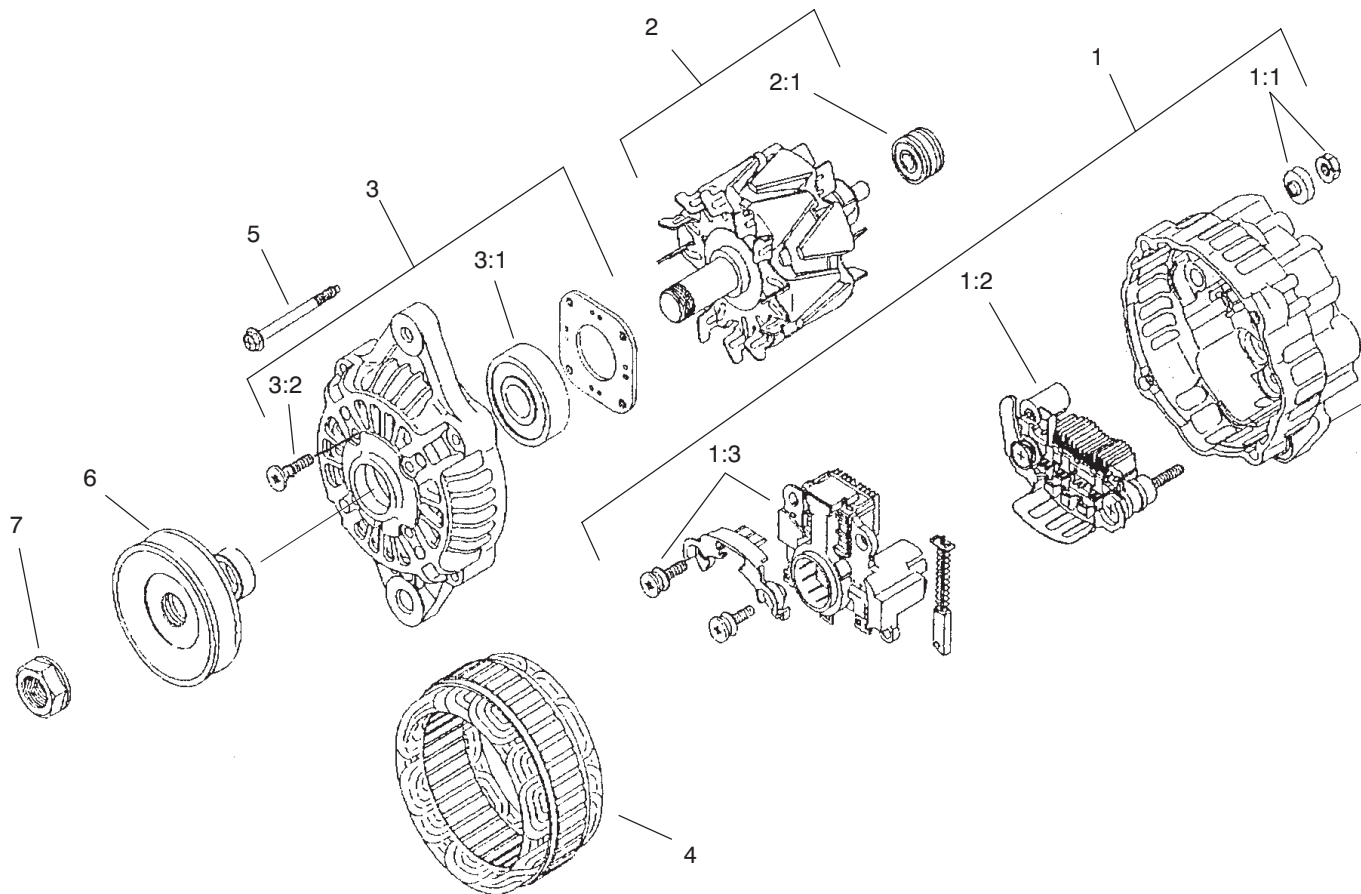
T-3600

ALTERNATOR ASSEMBLY

Ref. No.	Part No.	Description	No. Used
1	100-9394	Alternator Assembly	1
2	98-2948	Brace-Alternator	1
3	42-9440	Bolt/Washer	1
4	67-4640	Bolt	1
5	67-4620	Spacer	1
6	43-0370	Shim	1

Ref. No.	Part No.	Description	No. Used
7	67-4660	Flange Bolt	1
8	54-8660	Washer	1
9	42-9660	Washer	1
10	67-3260	Washer	1
11	67-4670	Nut	1

*Not Illustrated



T-3601

ALTERNATOR ASSEMBLY NO. 100-9394

Ref. No.	Part No.	Description	No. Used
1	98-2934	Rear Housing Asm	1
1:1	99-2275	Nut Set	1
1:2	98-2937	Rectifier Asm	1
1:3	100-9395	Regulator Set	1
2	100-9396	Rotor Asm	1
2:1	98-2932	Bearing-Rear	1
3	100-9398	Front Bracket Asm	1

Ref. No.	Part No.	Description	No. Used
3:1	100-9397	Bearing-Front	1
3:2	98-2926	Screw Set	1
4	98-2933	Stator Asm	1
5	98-2931	Bolt	1
6	98-2930	Pulley Asm	1
7	98-2929	Nut	1

*Not Illustrated

PRODUCT CHANGES

In an effort to make improvements available to TORO owners as quickly as possible, minor changes are incorporated into Toro's products from time to time that do not become immediately shown in the Parts Catalog. If such a change has been made in your unit, which is not reflected in your manual, see your TORO Distributor or his Authorized TORO Service Dealer for information and part numbers.

IDENTIFICATION AND ORDERING

MODEL AND SERIAL NUMBERS

The Workman 3300D has two identification numbers; a model number and a serial number. The two numbers are stamped on a plate which is located on the main frame. In any correspondence concerning the Workman 3300D, supply model and serial numbers to assure that correct information and replacement parts are obtained.

To order replacement parts from an Authorized TORO Service Dealer, supply the following information:

1. Model and serial number of the Workman 3300D.
2. Part number, description, and the quantity of part(s) desired.

NOTE: Do not order by reference number if a parts catalog is being used; use the PART NUMBER.

TABLE OF CONTENTS

Description	Page	Description	Page
Front Bumper & Hood Assembly	1	Countershaft Assembly	37
Control Panel Assembly	2-3	Transaxle Gear Shafts Assembly	38
Electrical Schematic (Model 07205)	4	Shift Fork Assembly	39
Electrical Schematic (Model 07205TC)	5	Differential Gear Assembly	40
Steering Linkage Assembly	6	Battery Mount Assembly	41
Steering Gear Assembly No. 87-1500	7-8	Fuel Filter, Pump & Relay Mounting	42
Brake & Accelerator Pedal Assembly	9	Fuel Tank & Air Cleaner Assembly	43
Master Brake Cylinder No. 94-3800	10	Air Cleaner Assembly No. 95-5805	44
Hydraulic Brake Line Routing Assembly	11	Lift Valve Linkage Assembly	45
Hydraulic Schematic (Model 07205)	12	Lift Valve & Cylinder Assembly	46
Hydraulic Schematic (Model 07205TC)	13	Lift Cylinder No. 94-5203	47
Clutch Linkage Assembly	14	Control Valve Assembly No. 43-1950	48
Seat Base Assembly	15-16	Rear Fender & Tail Light Assembly	49
Seat Back Assembly	17	Remote Hydraulics Control Lever & Linkage (Model 07205TC)	50
Hi-Lo Shift Levers Assemblies	18	Remote Hydraulics Plumbing Assembly (Model 07205TC)	51-52
Differential Lock & Parking Brake Assemblies	19	Remote Hydraulics Valve Assembly No. 43-1710	53
R.O.P.S. Assembly	20	Camshaft Assembly	54
Front Suspension Assembly	21	Valves & Crankshaft Assembly	55-56
Front Suspension Control Arm Assembly	22	Cylinder Head Assembly	57
Front Wheel Assembly	23	Crankcase Assembly	58
Front Brake Assembly	24	Water Pump Assembly	59
Rear Frame Assembly	25	Fuel Supply & Engine Block Assembly	60
Rear Axle Assembly	26-27	Fuel Injection Pump Assembly	61-62
Rear Brake Assembly	28	Governor Assembly	63
Radiator & Hydraulic Pump Assembly	29	Starter Assembly	64
Hydraulic Pump Assembly No. 87-5700	30	Alternator Assembly	65
Hydraulic Pump Drive Assembly	31	Alternator Assembly No. 100-9394	66
Engine Frame Assembly	32		
Engine Installation Assembly	33		
Transaxle Installation Assembly	35		
Transaxle Case Assembly	36		

Japanese parts kit number 93-8951 contains all of the individual parts on the preceding pages designated as (Japan).

