



Count on it.

Parts Catalog

Reelmaster® 3100-D

Model No. 03200—Serial No. 20000501 and Up



Ordering Replacement Parts

To order replacement parts, please supply the part number, the quantity, and the description of each part desired.

Understanding Reference Numbers

Each identified part in an illustration has a reference number. The reference number for a part also appears in the parts list, along with other information about the part.

This catalog uses two special reference number formats, one to indicate parts in a service assembly and another to indicate the quantity of a given part in an illustration.

Service Assembly Reference Numbers

Parts in service assemblies have reference numbers in the form a:b. The a represents the reference number of the entire service assembly and the b represents a sequential number unique to each part within the service assembly.

For example, a wheel assembly might be identified by reference number 6, the tire by 6:1, the valve by 6:2, and the wheel by 6:3. When you order the assembly identified by reference number 6, you receive all parts identified by reference numbers 6:1, 6:2, and 6:3. However, you may also order any part individually. Reference numbers of this type appear in illustration and in parts lists.

Reference Numbers Indicating Quantity

In an illustration, if a reference number indicates more than one part, the reference number has the form nX y. The n represents the quantity of the part, the X is the multiplication symbol, and the y represents the reference number.

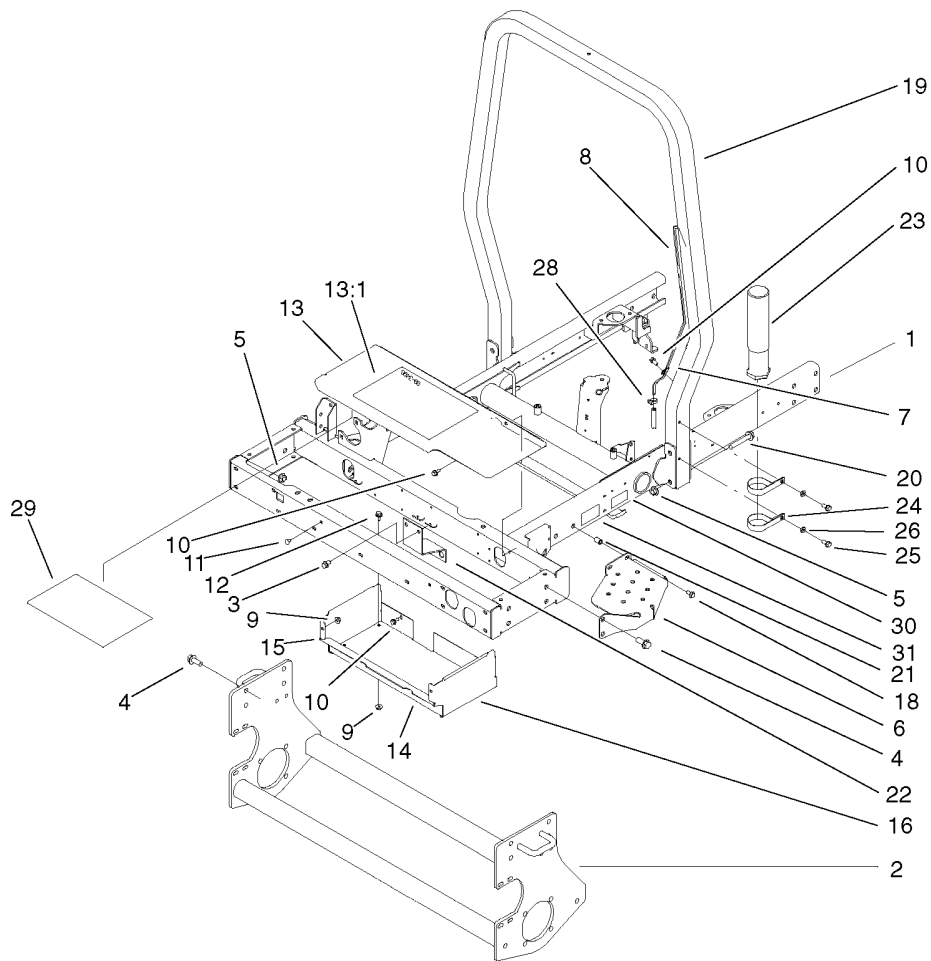
For example, in an illustration, the reference number 2X 37 means that two of the parts identified by reference number 37 are indicated.

Contents

Frame Assembly	5
Front Wheel And Brake Assembly	6
Hydraulic Motor Assembly No. 75-9990	7
Hydraulic Motor Assembly No. 95-8693	8
Brake Assembly No. 71-1500	9
Steering Column Assembly	10
Steering Control Assembly No. 100-4909	11
Rear Fork And Tire Assembly	12
Hydraulic Cylinder Assembly No. 94-8141	13
Hydraulic Motor Assembly No. 95-8694	14
Control Panel Assembly	15
Front Platform Assembly	16
Traction Pedal Assembly	17
Control Valve Assembly	18
Valve Assembly No. 95-8689	19
Rear Lift Arm Assembly	20
Hydraulic Cylinder Assembly No. 95-8978	22
Neutral Arm Assembly	23
Engine Assembly	24
Air Cleaner And Muffler Assembly	25
Radiator Assembly	26
Hood Assembly	27
Fuel Tank Assembly	28
Water / Fuel Filter Assembly No. 98-9305	29
Manifold Block Assembly	30
Hydraulic Manifold Assembly No. 95-8675	31
Hydraulic Tank Assembly	32
Hydrostat Assembly	33
Piston Pump Assembly No. 104-0428	35
Gear Pump Assembly No. 95-8601	36
Carrier Assembly	37
Reel Motor Assembly	38
Motor Gear Assembly No. 99-3627	39
Motor Gear Assembly No. 93-6975	40
Battery Assembly	41
Parking Brake Assembly	42
Lift Arm Kit Assembly	43
Crankcase Assembly	44
Oil Pan Assembly	45
Cylinder Head Assembly	46
Gear Case and Oil Filter Assembly	47
Head Cover Assembly	48
Dipstick and Guide Assembly	49
Main Bearing Case Assembly	50
Camshaft Assembly	51
Piston and Crankshaft Assembly	52
Flywheel Assembly	54
Fuel Camshaft Assembly	55
Engine Stop Lever Assembly	56
Stop Solenoid and Fuel Pump Assembly	57
Injection Pump Assembly	58
Injection Pump Assembly (Continued)	59
Governor Assembly	60
Speed Control Plate Assembly	61

Contents (continued)

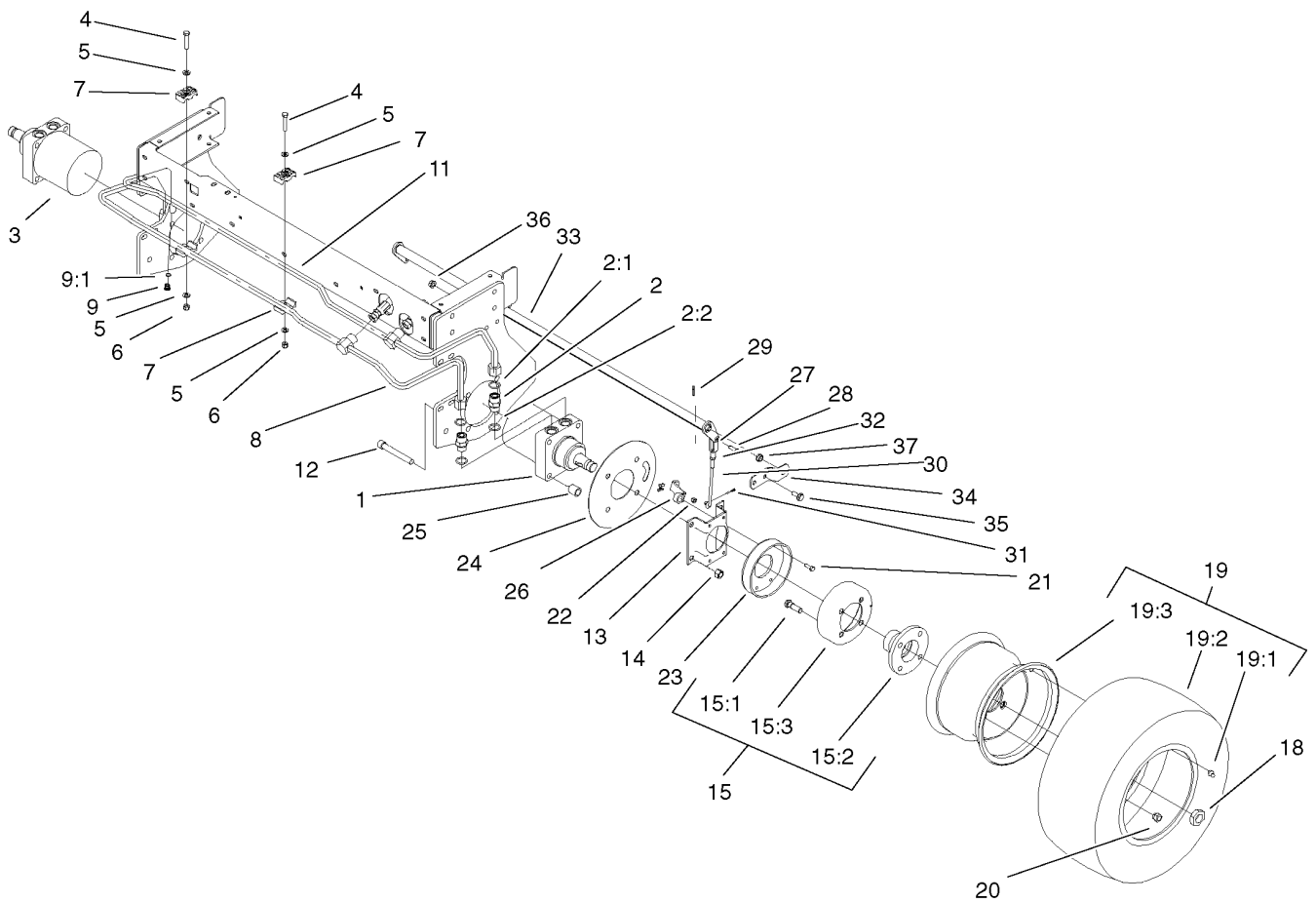
Nozzle Holder and Glow Plug Assembly	62
Nozzle Holder Assembly	63
Alternator and Pulley Assembly	64
Alternator Assembly	65
Starter Mount Assembly	66
Starter Assembly No. 98-9705	67
Water Flange and Thermostat Assembly	68
Water Pump Assembly	69
Valve and Rocker Arm Assembly	70
Exhaust Manifold and Gasket Assembly	71



Frame Assembly

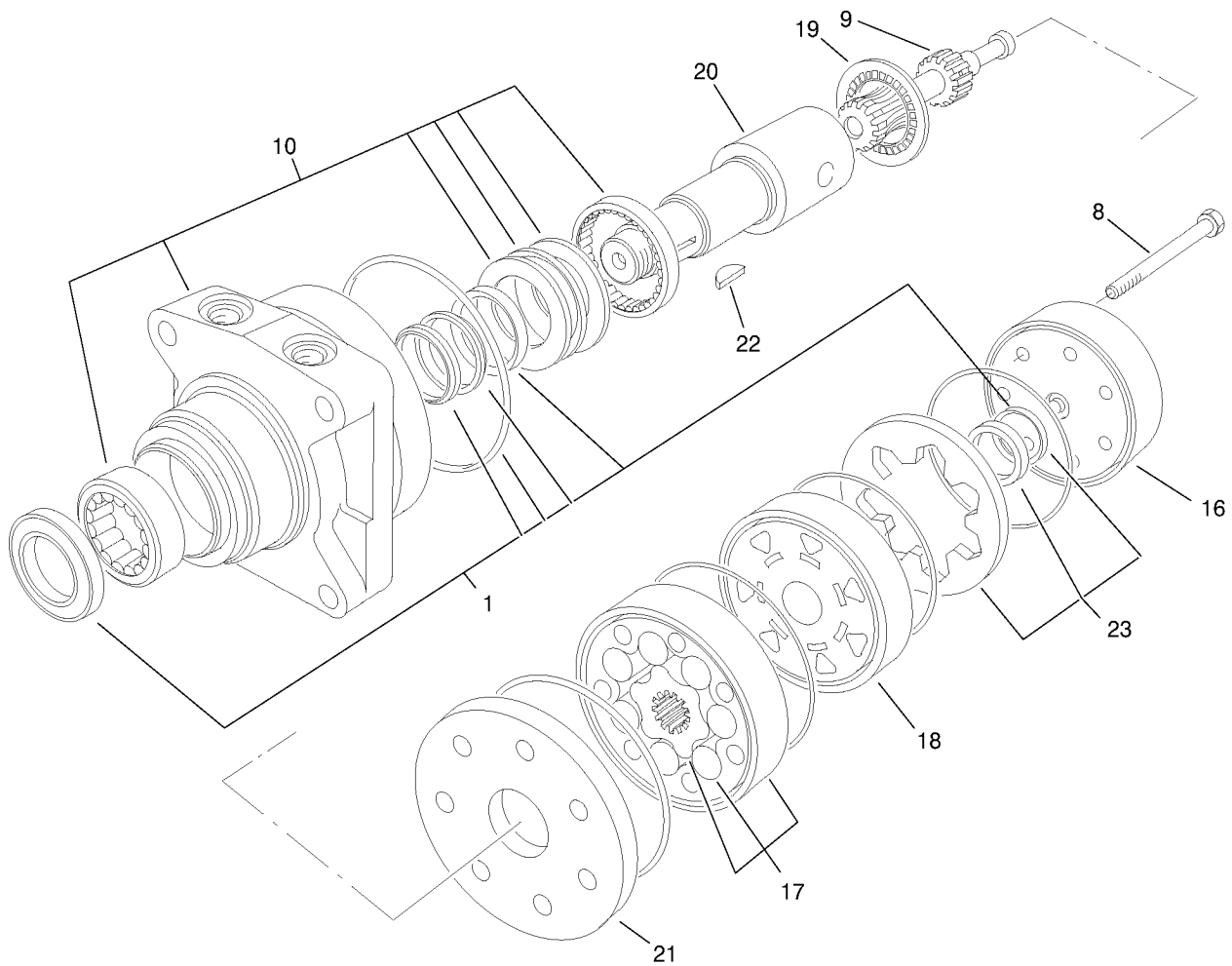
Ref.	Part Number	Qty.	Description	Ref.	Part Number	Qty.	Description
1	95-8590-03	1	Frame	16	99-3432-03	1	End-Toolbox, LH
2	95-8568-03	1	Frame-Lower	18	3234-5	2	Screw-HHF
3	32144-15	2	Screw	19	99-3350-03	1	Tube-ROPS
4	3234-38	8	Screw-Hfh	20	3234-40	4	Screw-Hfh
5	32128-49	12	Nut-HHF	21	32148-8	2	Nut-Clinch
6	99-3375-03	1	Step	22	95-8598-03	1	Bracket-Bulkhead, Scissor
7	2412-72	3	Clip-Closed, Insulated	23	74-0720	1	Tube-Manual
8	95-8615	1	Tube-Breather	24	2412-133	2	Clamp-R
9	32128-33	6	Nut-HF	25	32144-70	2	Screw-HH
10	32144-10	13	Screw-HWH	26	3256-23	2	Washer-Plain
11	3229-10	2	Screw-CARR	28	2412-108	1	Clamp-Worm
12	3234-13	4	Screw-HHF	29	99-3494	1	Decal-Instructions, Service
13	99-3504	1	Toolbox Cover ASM	30	63-9920	1	Decal-Level, Noise
13:1	99-3496	1	Decal	31	85-6910	1	Decal-Rating, Noise
14	99-3430-03	1	Bottom-Toolbox	*	99-3503	1	Indicator-Angle ●
15	99-3431-03	1	End-Toolbox, RH				

● * Not Illustrated



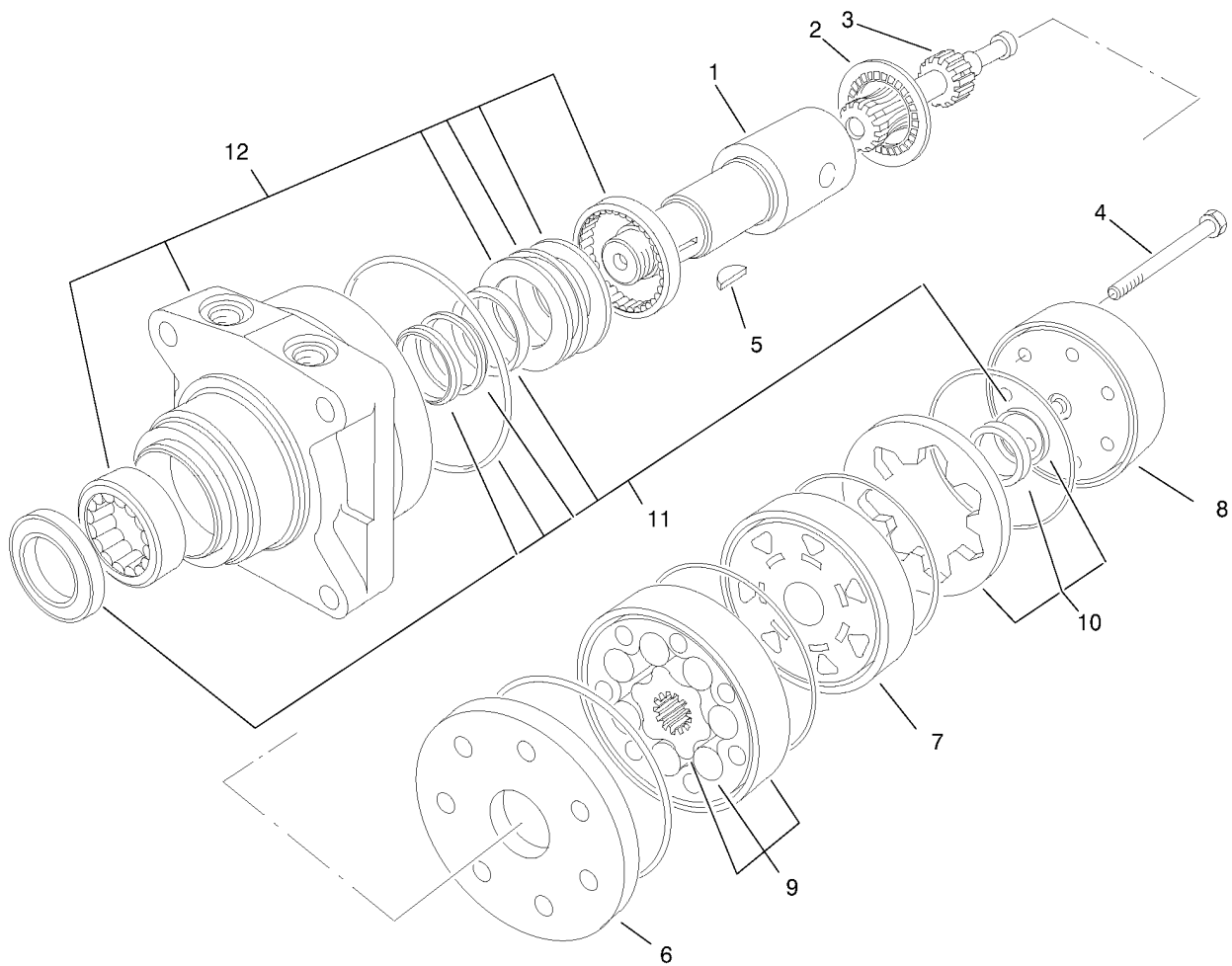
Front Wheel And Brake Assembly

Ref.	Part Number	Qty.	Description	Ref.	Part Number	Qty.	Description
1	75-9990	1	Motor-Hydraulic	19:1	232-27	1	Stem-Valve
2	340-7	4	Fitting-Straight	19:2	95-8656	1	Tire
2:1	237-65	1	O-Ring	19:3	99-3474	1	Rim-Wheel
2:2	237-80	1	O-Ring	20	242-50	8	Nut-Lug
3	95-8693	1	Motor-Hydraulic	21	321-5	8	Screw-HH
4	322-9	2	Screw-HH	22	3296-42	8	Nut-Lock
5	3256-23	4	Washer-Plain	23	71-1500	2	Brake ASM
6	3296-29	2	Nut-Lock, NI	24	95-8818-03	2	Shield-Wheel
7	56-7971	4	Clamp-Tube	25	92-1715	8	Spacer
8	95-8783	1	Tube ASM	26	93-6850	2	Lever-Brake
9	353-990	1	Plug ASM	27	282-2	2	Yoke
9:1	237-78	1	O-Ring	28	283-1	2	Pin-Yoke
11	95-8784	1	Tube ASM	29	3272-10	2	Pin-Cotter
12	3274-99	8	Screw-HSH	30	95-5824	2	Rod-Adjustment
13	84-2000-03	2	Bracket-Brake	31	3272-6	2	Pin-Cotter
14	3296-23	8	Nut-Lock, NI	32	3220-2	2	Nut-Jam
15		2	Wheel Hub ASM	33	95-8685-03	1	Shaft-Pivot, Brake
15:1	85-6540	4	Stud-Drive	34	95-8683	2	Bracket-Pivot, Brake
15:2	93-6838-03	1	Hub-Wheel	35	3234-11	4	Screw-HHF
15:3	10-6850	1	Drum-Brake	36	32128-43	4	Nut-Flange
18	26-3790	2	Nut-Lock	37	256-156	2	Bushing-Flange
19		2	Tire & Wheel ASM				



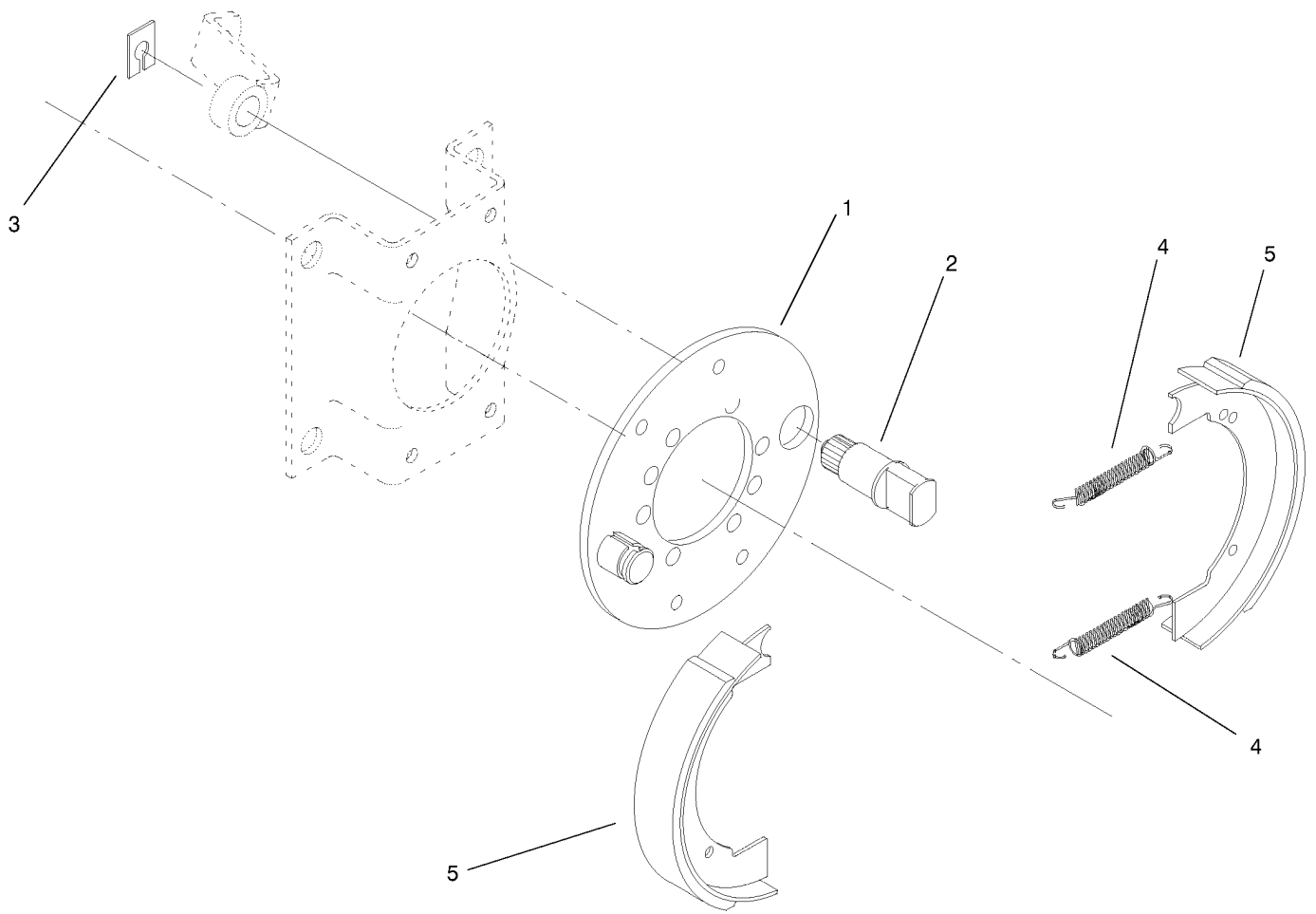
Hydraulic Motor Assembly No. 75-9990

<i>Ref.</i>	<i>Part Number</i>	<i>Qty.</i>	<i>Description</i>
1	76-0800	1	Kit-Seal
8	76-1010	7	Screw
9	76-0960	1	Link-Drive
10	76-0810	1	Wheel Motor Housing ASM
16	76-0940	1	End Cover ASM
17	76-0970	1	Set-Rotor
18	76-0840	1	Manifold
19	76-0850	1	Bearing-Thrust
20	76-0860	1	Shaft-Coupling
21	76-0870	1	Plate-Wear
22	3257-42	1	Key-Woodruff
23	76-0880	1	Commutator ASM



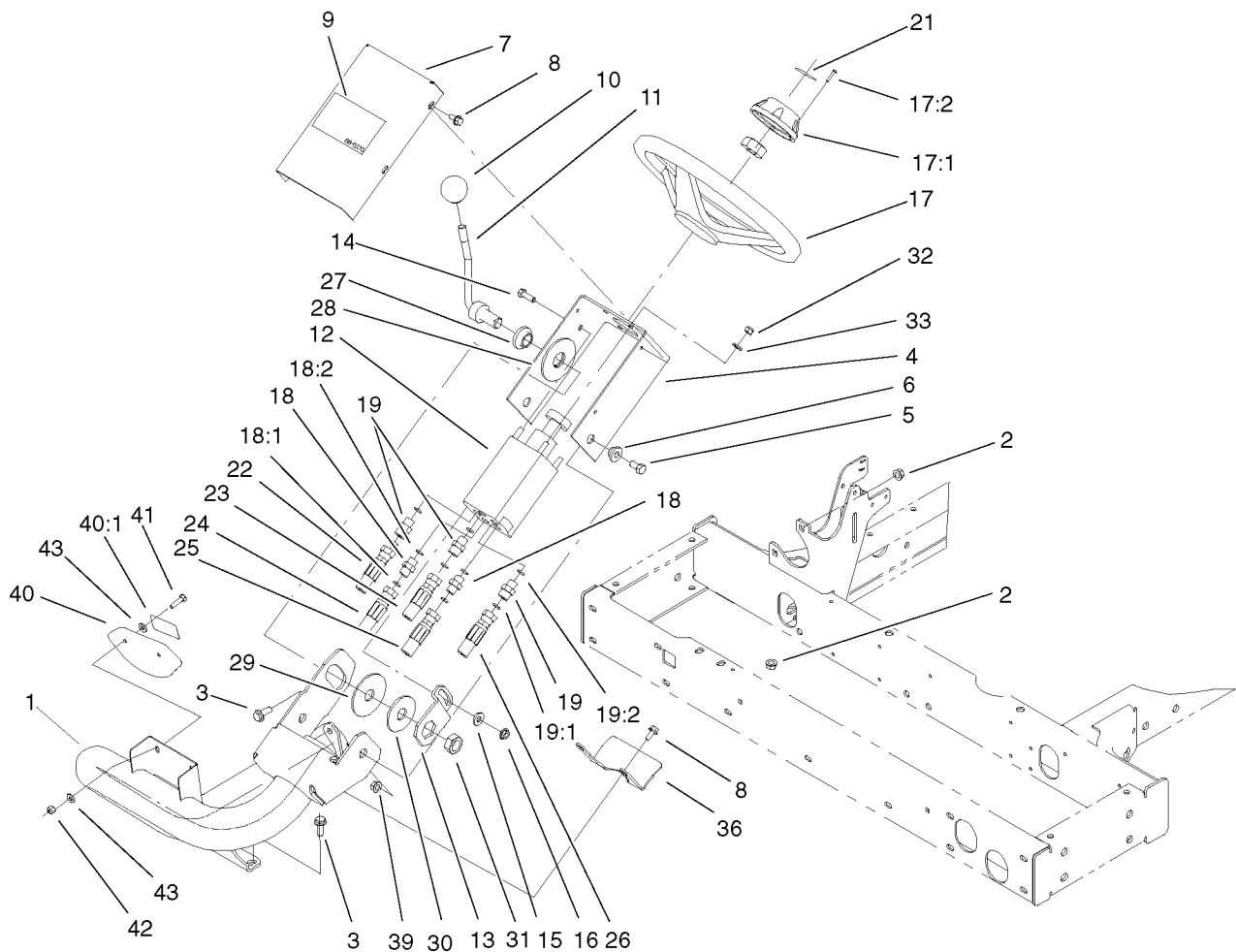
Hydraulic Motor Assembly No. 95-8693

<i>Ref.</i>	<i>Part Number</i>	<i>Qty.</i>	<i>Description</i>
1	76-0860	1	Shaft-Coupling
2	76-0850	1	Bearing-Thrust
3	76-0960	1	Link-Drive
4	76-1010	7	Screw
5	3257-42	1	Key-Woodruff
6	76-0870	1	Plate-Wear
7	99-3535	1	Manifold
8	76-0940	1	End Cover ASM
9	76-0970	1	Set-Rotor
10	76-0880	1	Commutator ASM
11	76-0800	1	Kit-Seal
12	76-0810	1	Wheel Motor Housing ASM



Brake Assembly No. 71-1500

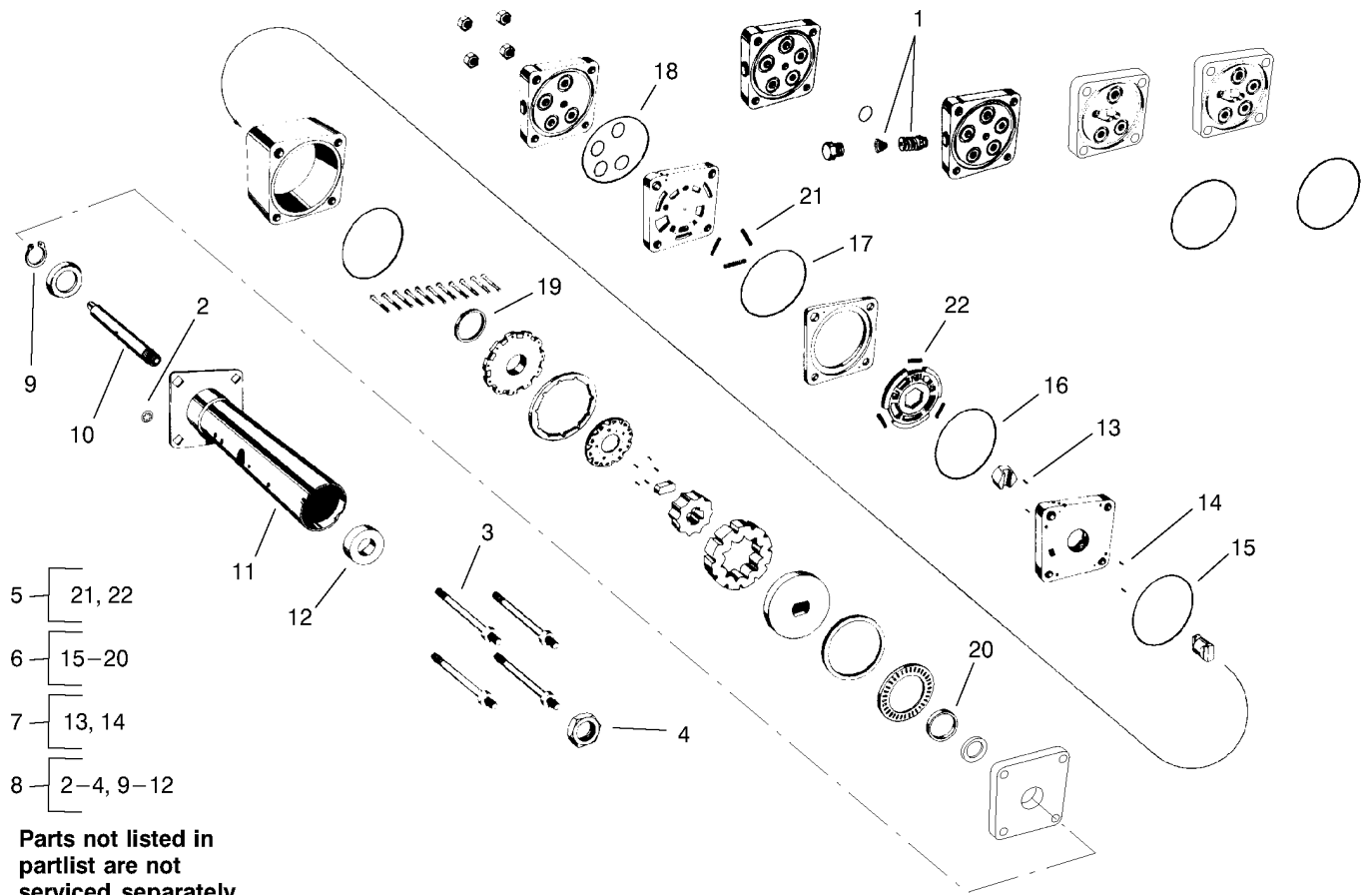
<i>Ref.</i>	<i>Part Number</i>	<i>Qty.</i>	<i>Description</i>
1	70-9870	1	Plate-Backing
2	70-9860	1	Cam-Brake
3	70-9850	1	Clip-Retaining
4	70-9880	2	Spring-Return
5	70-9840	2	Shoe-Brake



Steering Column Assembly

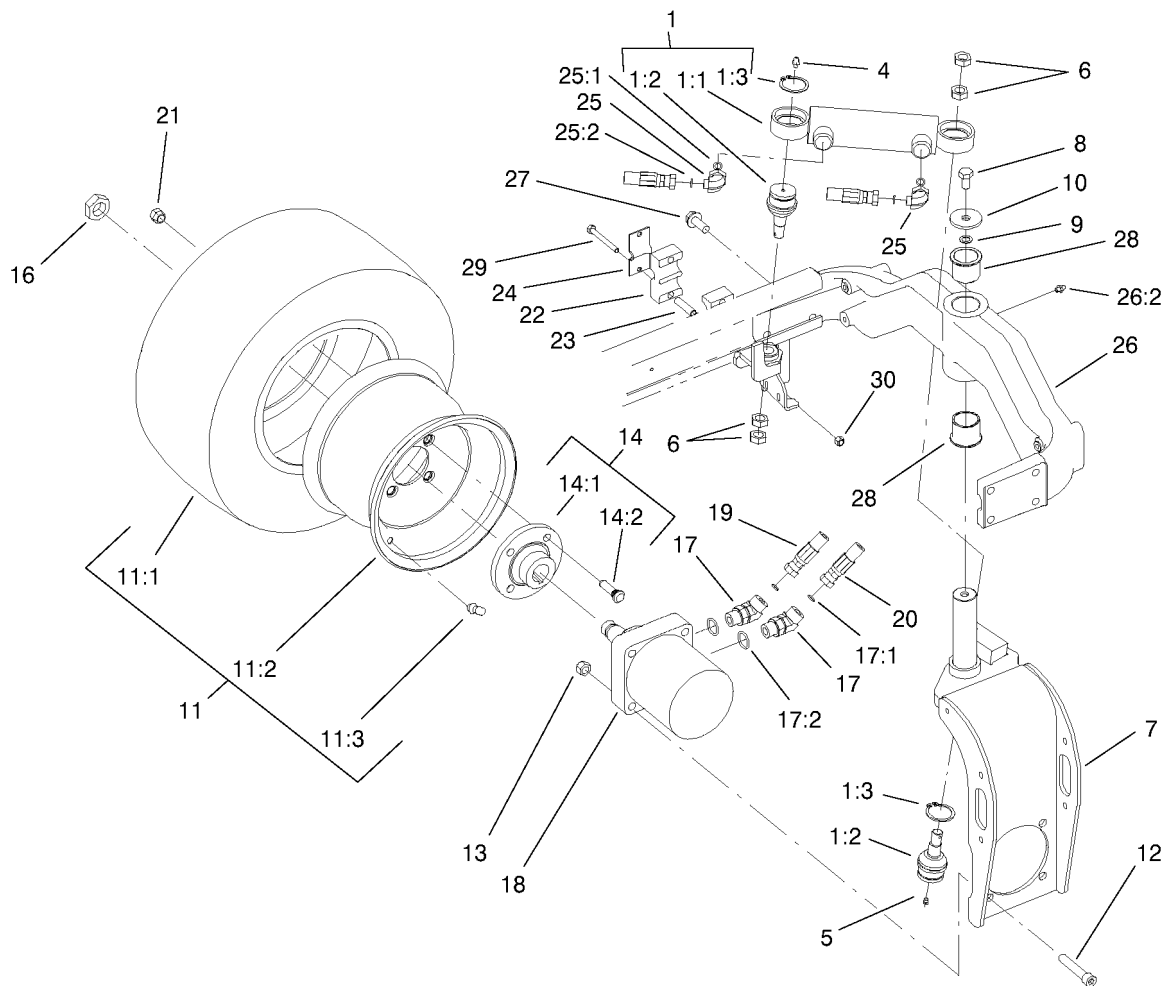
Ref.	Part Number	Qty.	Description	Ref.	Part Number	Qty.	Description
1	100-4896-01	1	Arm-Steering	19:2	237-42	1	O-Ring
2	32128-43	4	Nut-Flange	21	68-5370	1	Decal-Toro
3	3234-11	4	Screw-HHF	22	95-8842	1	Hose-HYD
4	95-8793-01	1	Bracket-Valve, Steering	23	95-8843	1	Hose-HYD
5	323-5	2	Screw-HH	24	95-8844	1	Hose ASM
6	93-5988	2	Hub-Pivot	25	95-8845	1	Hose ASM
7	95-8794-01	1	Cover-Valve, Steering	26	95-8846	1	Hose-HYD
8	32144-10	5	Screw-HWH	27	99-3502	1	Boss
9	67-1300	1	Decal-Toro	28	31-0390	1	Disc-Friction
10	233-48	1	Knob	29	82-9010	1	Disc-Friction
11	95-8798-03	1	Lever-Steering	30	80-2930	1	Washer-Flat
12	100-4909	1	Control-Steering	31	3218-7	1	Nut-Jam
13	80-2880	1	Bracket-Tilt	32	3296-4	4	Nut-Lock, NI
14	322-5	1	Screw-HH	33	3256-23	4	Washer-Plain
15	3256-3	1	Washer-Flat	36	99-3405-01	1	Shield-Steering
16	32128-44	1	Nut	39	32128-21	2	Nut-HF Lock
17	68-5130	1	Wheel-Steering	40	100-4929	1	Slope Indicator ASM
17:1	68-5140	1	Cap-Wheel, Steering	40:1	100-4837	1	Decal-Danger
17:2	32144-21	1	Screw	40:1	100-4933	1	Decal-Danger, CE
18	340-1	2	Fitting-Straight	41	321-6	2	Screw-HH
18:1	237-35	1	O-Ring	42	3296-42	2	Nut-Lock
18:2	237-42	1	O-Ring	43	3256-22	4	Washer-Flat
19	340-2	3	Adapter	*99	3290-378	2	Tie-Cable ●
19:1	237-22	1	O-Ring				

● * Not Illustrated



Steering Control Assembly No. 100-4909

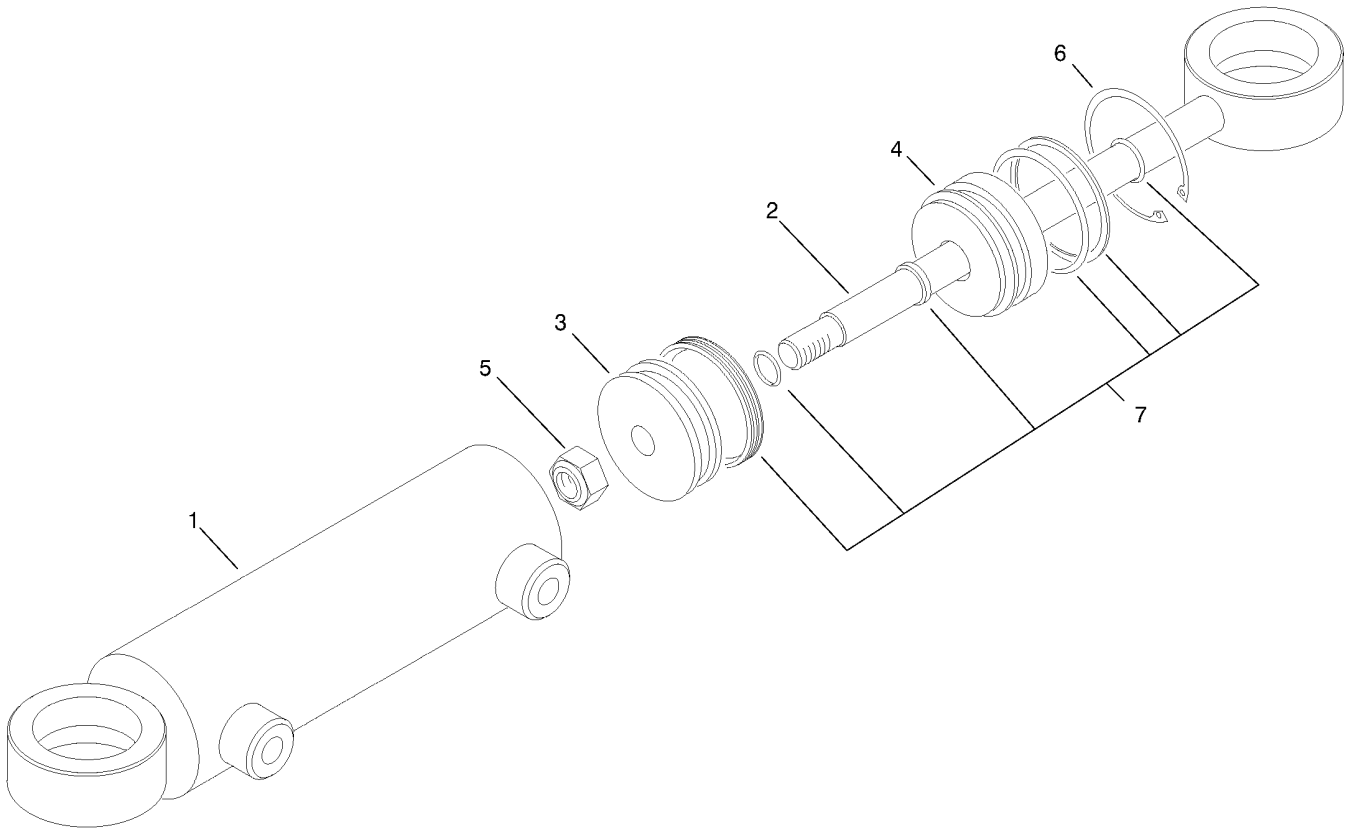
<i>Ref.</i>	<i>Part Number</i>	<i>Qty.</i>	<i>Description</i>
1	99-3523	1	Cartridge-Valve, Relief
2	92-7316	4	Nut-On, Push
3	99-3524	4	Bolt-Special
4	47-6990	1	Nut
5	66-9970	1	Kit-Spring
6	66-9980	1	Kit-Seal
7	66-9990	1	Kit-Roller, Needle
8	100-4910	1	Column ASM



Rear Fork And Tire Assembly

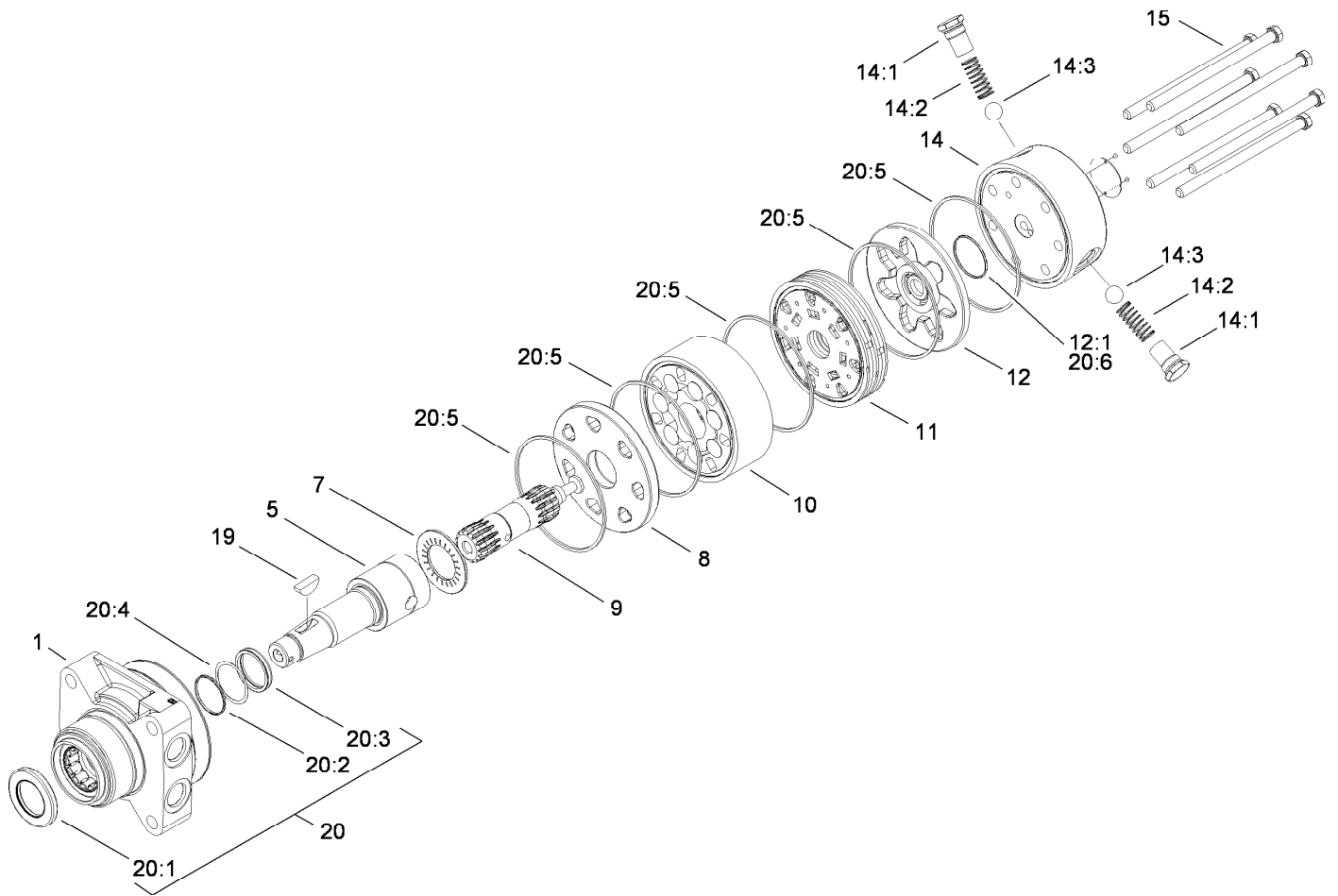
Ref.	Part Number	Qty.	Description	Ref.	Part Number	Qty.	Description
1		1	Strg. Cly./Balljnt.ASM	17	340-14	2	Fitting-Hyd., 45Ø
1:1	94-8141	1	Hydraulic Cylinder ASM	17:1	237-65	1	O-Ring
1:2	92-5838	2	Joint-Ball	17:2	237-80	1	O-Ring
1:3	32151-104	2	Ring-Retaining, Ext	18	95-8694	1	Motor-Hydraulic
4	302-5	1	Fitting-Lube	19	95-8832	1	Hose ASM
5	302-59	1	Plug-Threaded	20	95-8833	1	Hose ASM
6	3220-6	4	Nut-Jam	21	242-50	4	Nut-Lug
7	95-8905-01	1	Fork-Rear	22	82-8170	2	Clamp
8	325-3	1	Screw-HH	23	93-7960	2	Spacer
9	3255-2	1	Washer-Lock/Ext	24	93-7961	1	Clamp-Drain, Case
10	75-7730	1	Washer-Thrust	25	340-132	2	Elbow-90Ø
11		1	Tire And Wheel ASM	25:1	237-78	1	O-Ring
11:1	95-8656	1	Tire	25:2	237-21	1	O-Ring
11:2	95-8657	1	Rim-Wheel	26	18-3979-03	1	Rear Casting ASM
11:3	232-27	1	Stem-Valve	26:2	302-5	1	Fitting-Lube
12	3274-93	4	Screw-HSH	27	3234-38	8	Screw-Hfh
13	3296-23	4	Nut-Lock, NI	28	95-8805	2	Bushing
14		1	Wheel Hub / Stud ASM	29	322-13	2	Screw-HH
14:1	10-6870-03	1	Hub-Wheel	30	3296-29	2	Nut-Lock, NI
14:2	10-6830	4	Stud-Type, Drive	*99	3290-378	6	Tie-Cable ●
16	26-3790	1	Nut-Lock				

● * Not Illustrated



Hydraulic Cylinder Assembly No. 94-8141

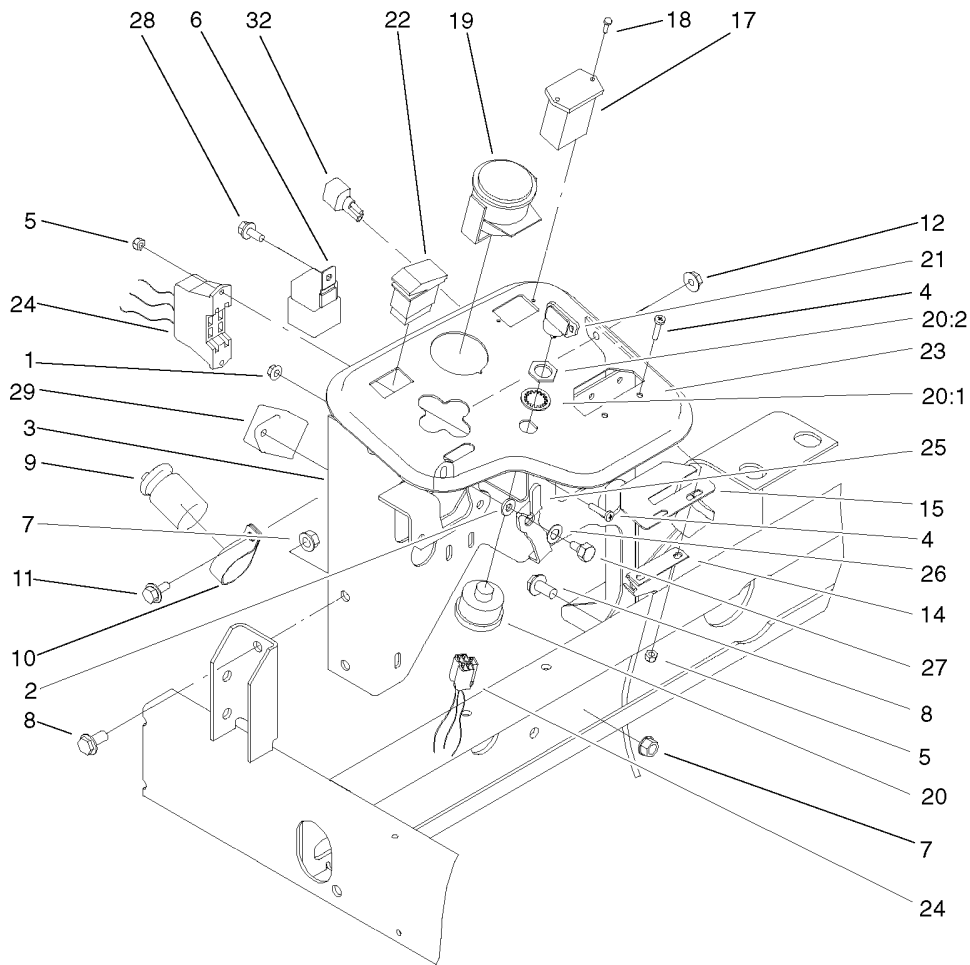
<i>Ref.</i>	<i>Part Number</i>	<i>Qty.</i>	<i>Description</i>
1	94-9955	1	Barrel ASM
2	94-9956	1	Piston Rod ASM
3	94-9957	1	Piston
4	94-9958	1	Gland-Cylinder
5	32152-10	1	Locknut-Deform, Top
6	32120-8	1	Ring-Snap
7	86-5390	1	Kit-Seal Repair, 2" Cylinder



Hydraulic Motor Assembly No. 95-8694

Ref.	Part Number	Qty.	Description
1	76-0810	1	Housing ASM
5	99-3090	1	Shaft-Coupling
7	76-0850	1	Bearing-Thrust
8	76-0870	1	Plate-Wear
9	99-3537	1	Link-Drive
10	99-3539	1	Set-Rotor
11	99-3535	1	Manifold
12	76-0880	1	Commutator ASM
12:1		1	Seal-Commutator ●
14	99-3538	1	End Cover ASM
14:1		1	Spring Cap And O-Ring ASM ●
14:2	99-3541	1	Spring
14:3	99-3540	1	Ball
15	99-3536	7	Screw-HH
19	3257-42	1	Key-Woodruff
20	94-8178	1	Seal Kit
20:1		1	Seal-Dirt And Water ●
20:2		1	Backup-Ring ●
20:3		1	Seal-Shaft ●
20:4		1	Washer-Back Up ●
20:5		5	Seal-Square, Ring (Inner) ●
20:6		1	Seal-Commutator ●

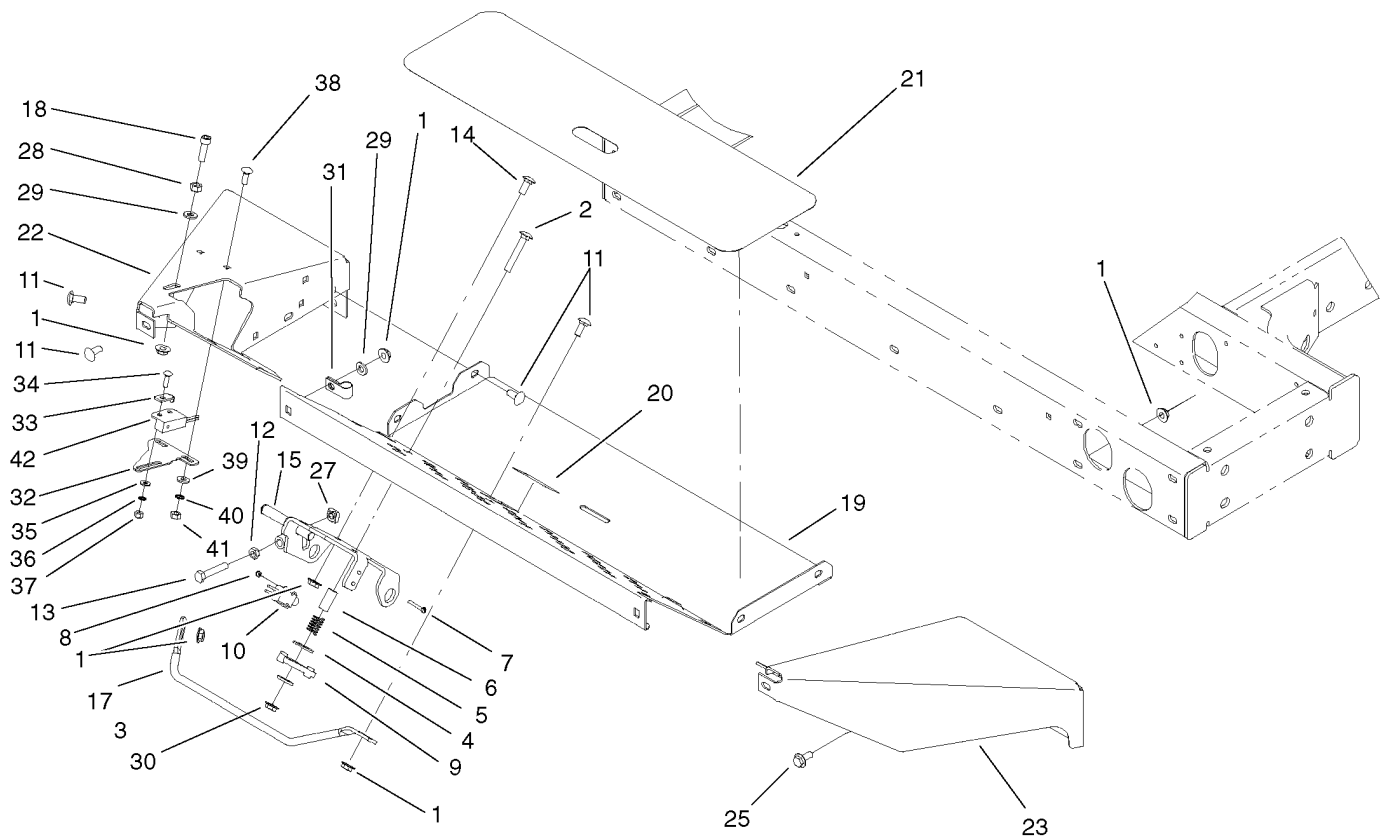
● Not serviced separately



Control Panel Assembly

Ref.	Part Number	Qty.	Description	Ref.	Part Number	Qty.	Description
1	32128-32	1	Nut-HHF	*19:2	3254-1	1	Washer-Lock/Int ●
2	3256-22	1	Washer-Flat	*19:3	3217-26	1	Nut-Hex ●
3	95-8712-03	1	Panel-Control	20	88-9830	1	Switch-Ignition
4	3250-27	4	Screw-PPH	20:1	3254-5	1	Washer-Lock/Internal
5	3296-2	4	Nut-Lock, NI	20:2	218-461	1	Nut-HH
6	70-1480	4	Relay	21	63-8360	2	Key-Ignition
7	32128-43	5	Nut-Flange	22	95-8999	1	Switch
8	3234-1	5	Screw-HHF	23	99-3493	1	Decal
9	37-2690	1	Capacitor	24	100-4823	1	Harness-Wire
10	2412-74	1	Clamp	25	99-3401-03	1	Lever-Valve, Lock
11	3234-4	1	Screw-HHF	26	3290-477	1	Washer-Curved
12	32128-33	1	Nut-HF	27	63-3410	1	Screw-Shoulder
14	95-8855	1	Control-Throttle	28	32144-10	5	Screw-HWH
15	104-0421	1	Plate-Stop, Throttle	29	98-7611	1	Controller-Glow
17	75-6820	1	Hourmeter	32	100-4918	4	Diode
18	32144-18	2	Screw-HWH	*	3290-378	2	Tie-Cable ●
19	93-7053	1	Cluster-Lamp, Warning	*	3290-379	4	Tie-Cable ●
*19:1	219-17	4	Bulb ●				

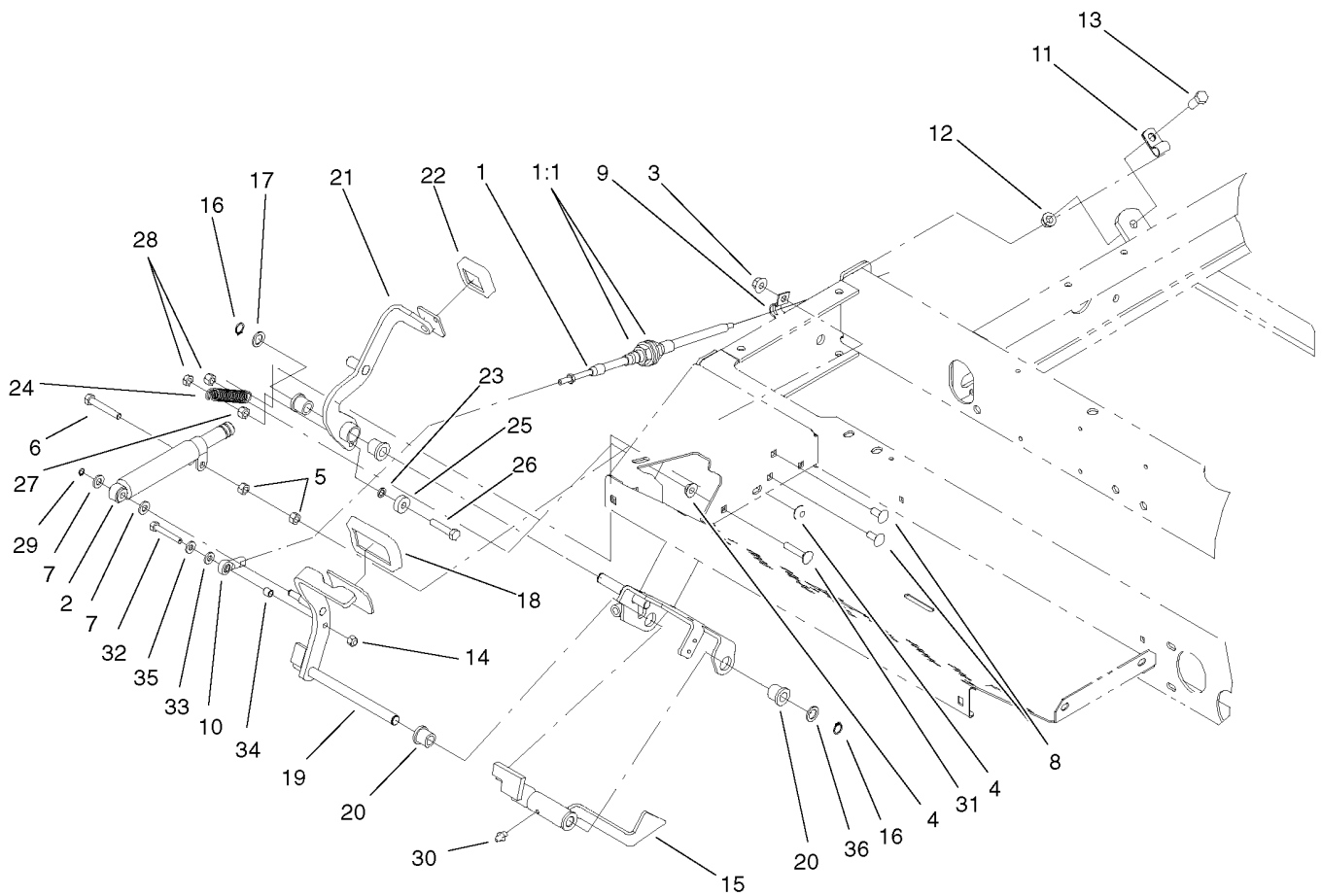
● * Not Illustrated



Front Platform Assembly

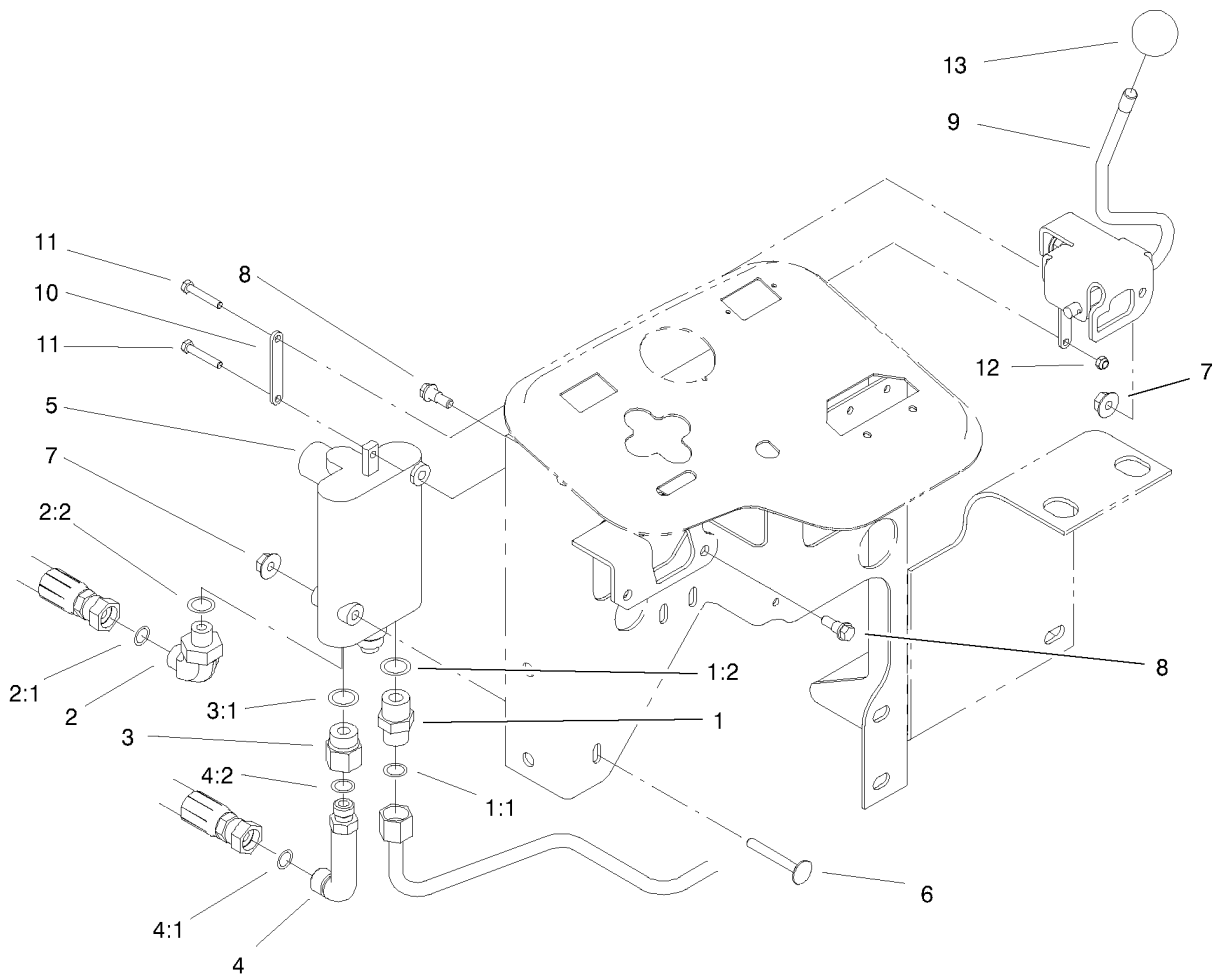
Ref.	Part Number	Qty.	Description	Ref.	Part Number	Qty.	Description
1	32128-44	22	Nut	22	100-4884-01	1	Support-Floor, RH
2	3230-6	1	Bolt-CARR	23	95-8612-01	1	Bracket-Floor Plate, LH
3	3256-3	1	Washer-Flat	25	3234-5	10	Screw-HHF
4	3256-40	1	Washer-Flat	27	99-3565	1	Nut-Square
5	65-9940	1	Spring	28	3217-6	1	Nut-Hex
6	95-8866	1	Tube-Arm, Rocker	29	3256-23	2	Washer-Plain
7	32105-9	2	Screw	30	3296-29	1	Nut-Lock, NI
8	3296-9	2	Nut-Lock NI	31	2412-103	1	Clamp
9	99-3593	1	Arm-Rocker	32	100-4871	1	Bracket-Switch, Neutral
10	95-8900	1	Switch	33	100-4872	1	Plate-Switch, Neutral
11	3230-1	9	Screw-CARR	34	3229-20	1	Screw-CARR
12	3218-2	1	Nut-Jam	35	3256-14	1	Washer-Flat
13	322-41	1	Screw-HH	36	3255-17	1	Washer-Lock/Ext
14	3230-23	2	Screw-CARR	37	3296-2	1	Nut-Lock, NI
15	95-8869-03	1	Bracket-Pedal, Traction	38	3229-1	2	Screw-CARR
17	95-8893	1	Bar-Deflector	39	3256-22	2	Washer-Flat
18	3274-22	1	Screw-HSH	40	3255-7	2	Washer-Lock/EXT
19	95-8610-01	1	Plate-Floor	41	3217-5	2	Nut-Hex
20	99-3444	1	Decal-Mow/Transport	42	100-1270	1	Switch-Proximity
21	99-3478	1	Tread-Foot	*99	3290-379	1	Tie-Cable ●

● * Not Illustrated



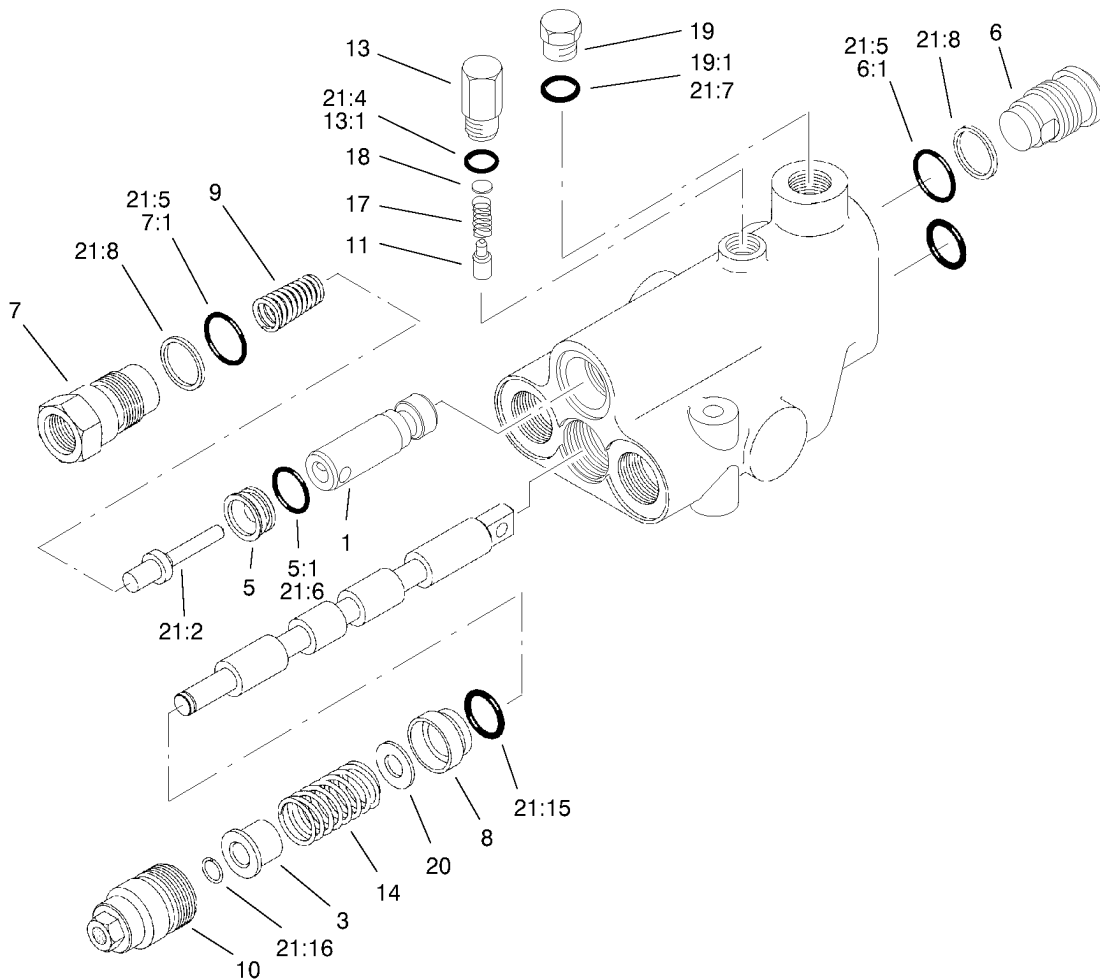
Traction Pedal Assembly

<i>Ref.</i>	<i>Part Number</i>	<i>Qty.</i>	<i>Description</i>	<i>Ref.</i>	<i>Part Number</i>	<i>Qty.</i>	<i>Description</i>
1	93-2099	1	Cable-Control, Traction	19	100-4875-03	1	Traction Pedal ASM
1:1	3220-1	2	Nut-Jam	20	256-243	2	Bearing-Flange
2	76-8870	1	Damper-Lever	21	99-3379	1	Pedal-Reverse
3	32128-20	2	Nut-HF	22	74-9110	1	Pad-Pedal, Reverse
4	32128-44	2	Nut	23	75-5470	1	Spacer-Bearing
5	3217-6	2	Nut-Hex	24	99-3476	1	Spring-Extension
6	322-10	1	Screw-HH	25	251-259	1	Bearing
7	3256-23	2	Washer-Plain	26	322-7	1	Screw-HH
8	3230-1	2	Screw-CARR	27	3296-29	1	Nut-Lock, NI
9	93-2092	1	Clamp-Cable	28	3296-47	2	Nut-Lock, NI
10	2411-41	1	Joint-Ball, Superior	29	32151-3	1	Ring-Grip, Ex
11	2412-10	1	Clamp-R	30	302-5	1	Fitting-Lube
12	32128-43	1	Nut-Flange	31	3230-27	1	Screw-CARR
13	323-6	1	Screw-HH	32	321-9	1	Screw-HH
14	3296-42	1	Nut-Lock	33	33093-00	1	Washer-Flat
15	95-8861	1	Slide	34	99-3545	1	Spacer
16	32151-84	2	Ring-Shaft, EXT	35	3256-22	1	Washer-Flat
17	41-8440	1	Washer	36	73-0040	4	Washer-Thrust
18	74-9100	1	Pad-Pedal, Forward				



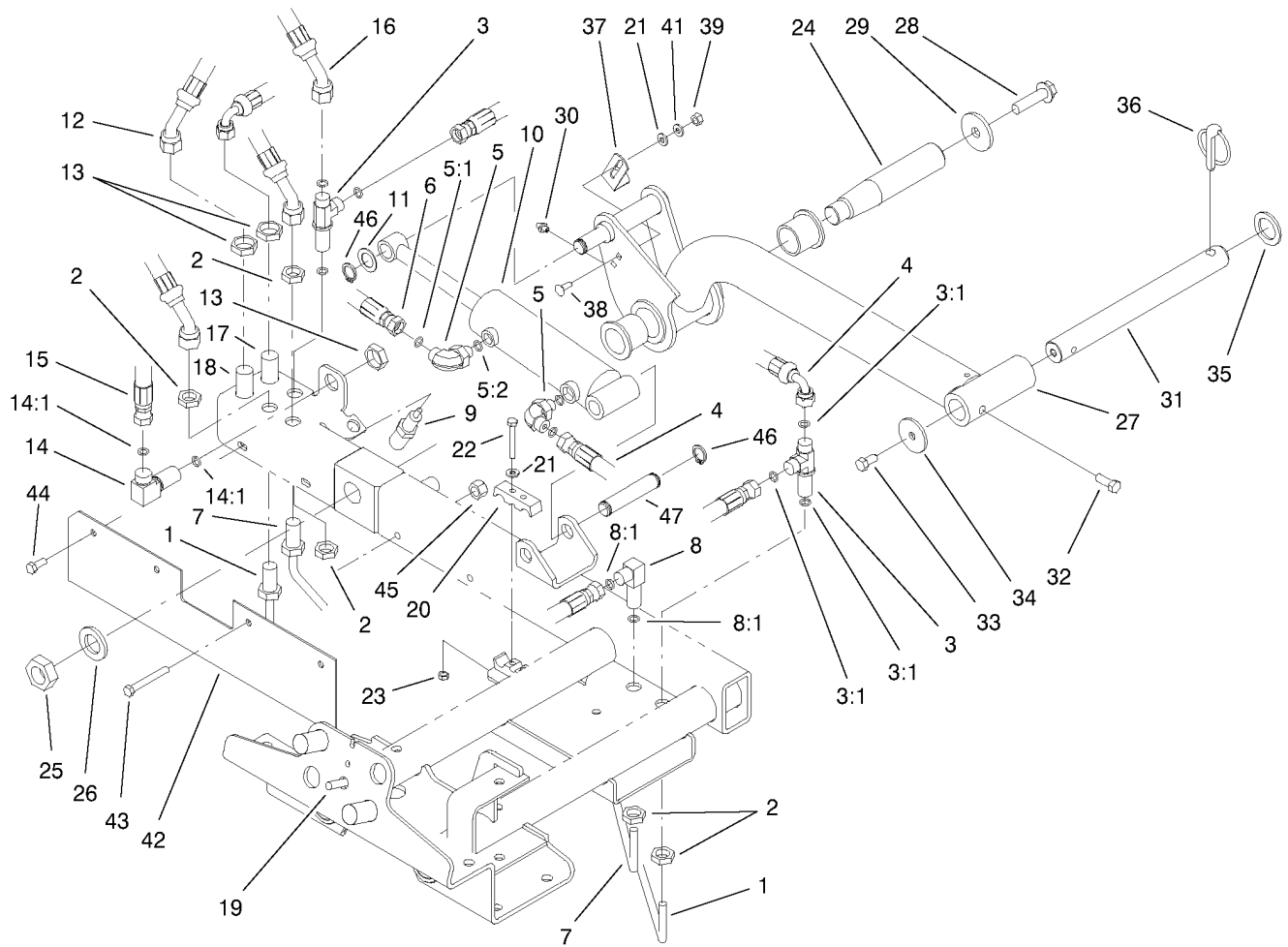
Control Valve Assembly

Ref.	Part Number	Qty.	Description
1	340-3	1	Fitting-Straight
1:1	237-22	1	O-Ring
1:2	237-79	1	O-Ring
2	340-77	1	Fitting-Hyd., 90°
2:1	237-22	1	O-Ring
2:2	237-42	1	O-Ring
3	353-397	1	Reducer-Adapter
3:1	237-79	1	O-Ring
4	69-4320	1	Fitting-90°
4:1	237-22	1	O-Ring
4:2	237-42	1	O-Ring
5	95-8689	1	Valve
6	3230-33	2	Screw-CARR
7	32128-33	4	Nut-HF
8	42-3560	2	Bolt-Shoulder
9	95-8692	1	Lever ASM
10	95-8634	2	Link
11	87-5150	2	Screw-HH
12	87-5140	2	Nut-Lock
13	233-42	1	Knob



Valve Assembly No. 95-8689

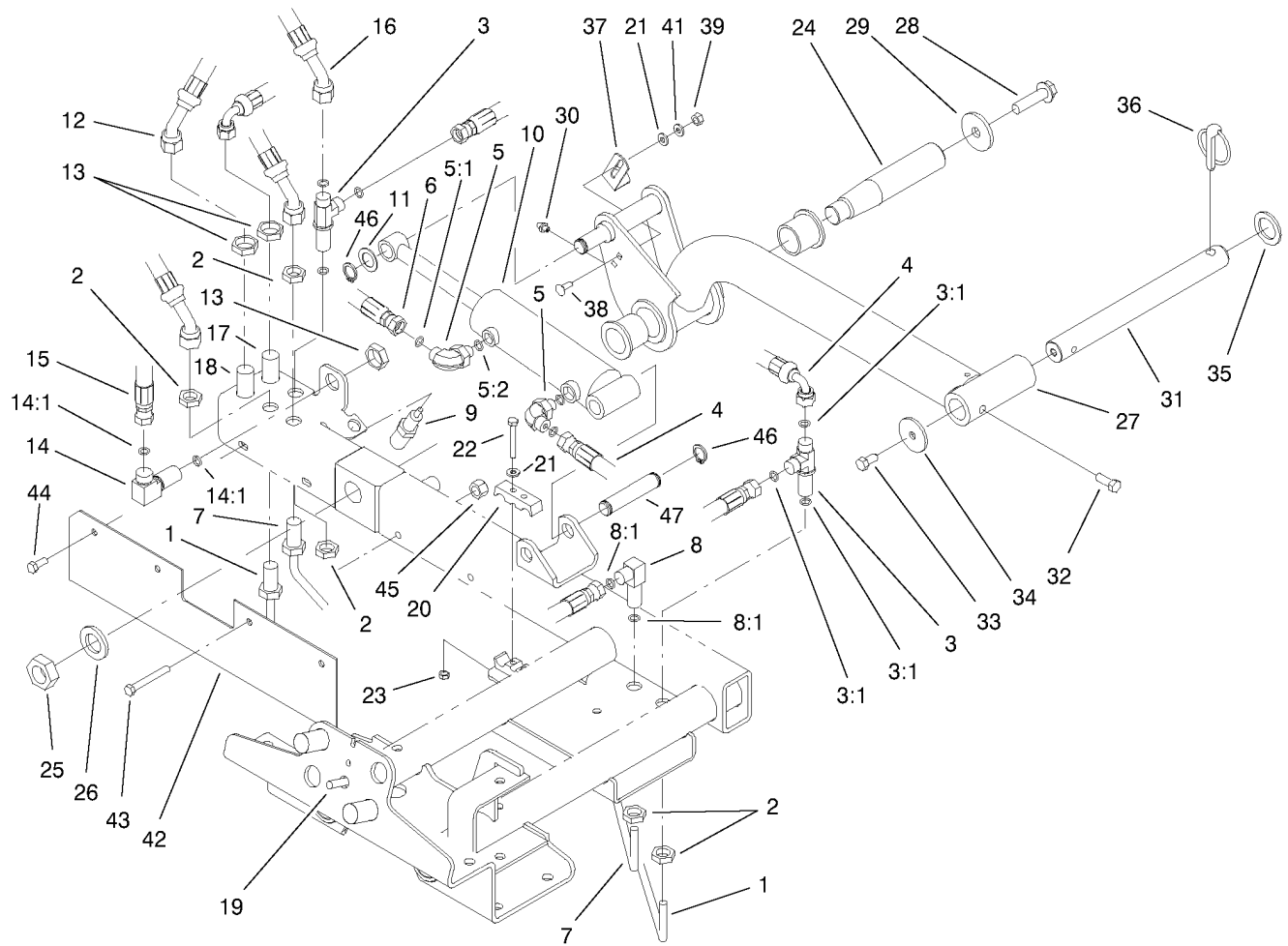
<i>Ref.</i>	<i>Part Number</i>	<i>Qty.</i>	<i>Description</i>	<i>Ref.</i>	<i>Part Number</i>	<i>Qty.</i>	<i>Description</i>
1	99-3586	1	Plunger	17	99-3587	1	Spring
3	58-6310	1	Spacer	18	60-6450	1	Disc
5	58-6330	1	Seat	19	353-989	1	Plug-Hex, Hollow
5:1	58-6340	1	O-Ring	19:1	237-42	1	O-Ring
6	58-6350	1	Plug	20	65-2770	1	Washer
6:1	60-5720	1	Ring	21	99-3589	1	Kit-Seal
7	99-3527	1	Plug ASM	21:2	58-6290	1	Poppet
7:1	60-5720	1	Ring	21:4	60-6410	1	O-Ring
8	58-6400	1	Bushing	21:5	60-5720	2	Ring
9	69-1810	1	Spring	21:6	58-6340	1	O-Ring
10	58-6420	1	Cap	21:7	237-42	1	O-Ring
11	99-3585	1	Detent-Plunger	21:8	59-7730	2	Washer-Backup
13	99-3588	1	Plug ASM	21:15	58-6450	1	O-Ring
13:1	60-6410	1	O-Ring	21:16	58-6460	1	Ring
14	99-3531	1	Spring				



Rear Lift Arm Assembly

Ref.	Part Number	Qty.	Description	Ref.	Part Number	Qty.	Description
1	95-8984	1	Tube-HYD	21	3256-22	6	Washer-Flat
2	340-70	5	Locknut-Bulkhead	22	321-11	2	Screw-HH
3	340-68	2	Fitting-Tee, Bulkhead	23	3296-42	2	Nut-Lock
3:1	237-22	6	O-Ring	24	95-8990	1	Shaft-Pivot, Rear
4	95-8831	1	Hose-HYD	25	3220-9	1	Nut-Jam
5	340-77	2	Fitting-Hyd., 90°	26	86-1480	1	Washer
5:1	237-22	1	O-Ring	27	95-8985	1	Rear Lift Arm ASM
5:2	237-42	1	O-Ring	28	3234-27	1	Screw-HHF
6	99-3576	1	Hose-HYD	29	75-7730	1	Washer-Thrust
7	95-8983	1	Tube-HYD	30	302-5	1	Fitting-Lube
8	340-154	1	Union-Bulkhead	31	95-8979	1	Shaft-C.U., Pivot
8:1	237-22	2	O-Ring	32	323-6	1	Screw-HH
9	93-6762	1	Switch-Ball	33	323-4	1	Screw-HH
10	95-8978	1	Cylinder-Hydraulic	34	63-7400	1	Washer-Rebound
11	3-6498	1	Washer-Thrust	35	3-6781	1	Washer-Thrust
12	99-3574	1	Hose-HYD	36	283-71	1	Pin-Lynch
13	340-127	3	Nut-Bulkhead	37	95-8613	1	Bracket-Switch
14	93-9151	1	Fitting-Hydraulic	38	3229-1	2	Screw-CARR
14:1	237-30	2	O-Ring	39	3217-5	2	Nut-Hex
15	99-3578	1	Hose-HYD	41	3253-3	2	Washer-Lock/Sp
16	99-3577	1	Hose ASM	42	95-8591-03	1	Guard
17	95-8980	1	Tube ASM	43	322-12	2	Screw-HH
18	95-8981	1	Tube ASM	44	322-3	2	Screw-HH
19	95-8982	1	Tube ASM	45	3296-29	4	Nut-Lock, NI
20	93-2509	2	Clamp-Tube	46	32120-93	3	Ring-Retaining

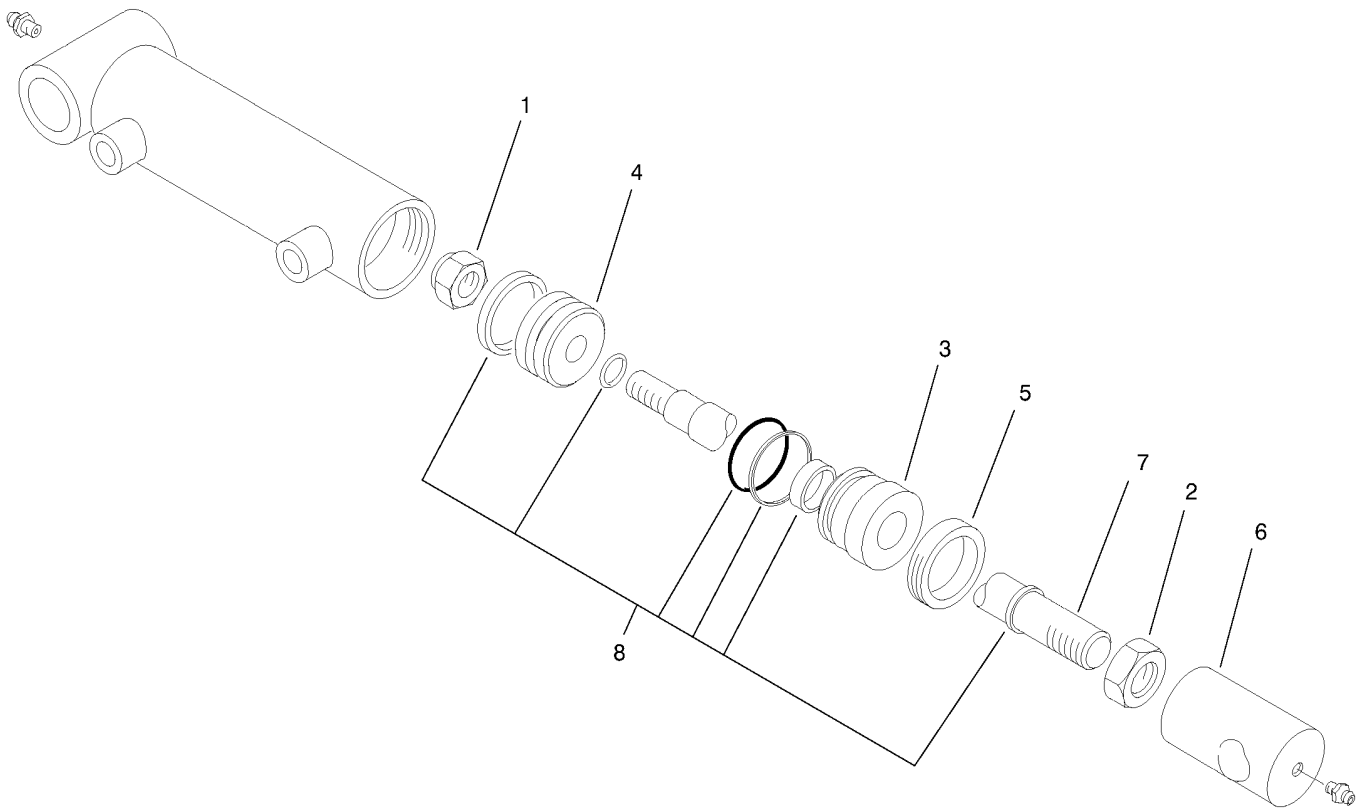
● * Not Illustrated



Rear Lift Arm Assembly (continued)

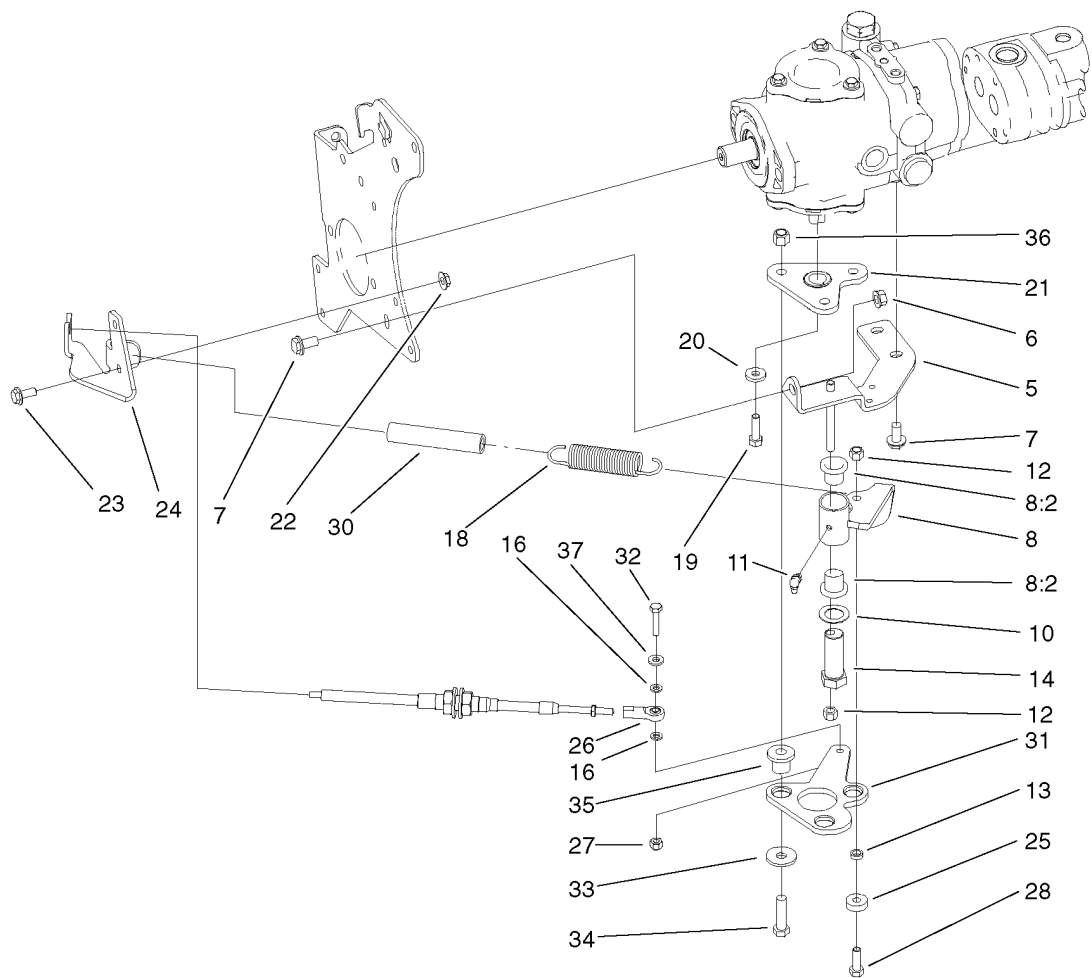
Ref.	Part Number	Qty.	Description
47	95-8575	1	Pin-Clevis
*99	3290-379	1	Tie-Cable ●

● * Not Illustrated



Hydraulic Cylinder Assembly No. 95-8978

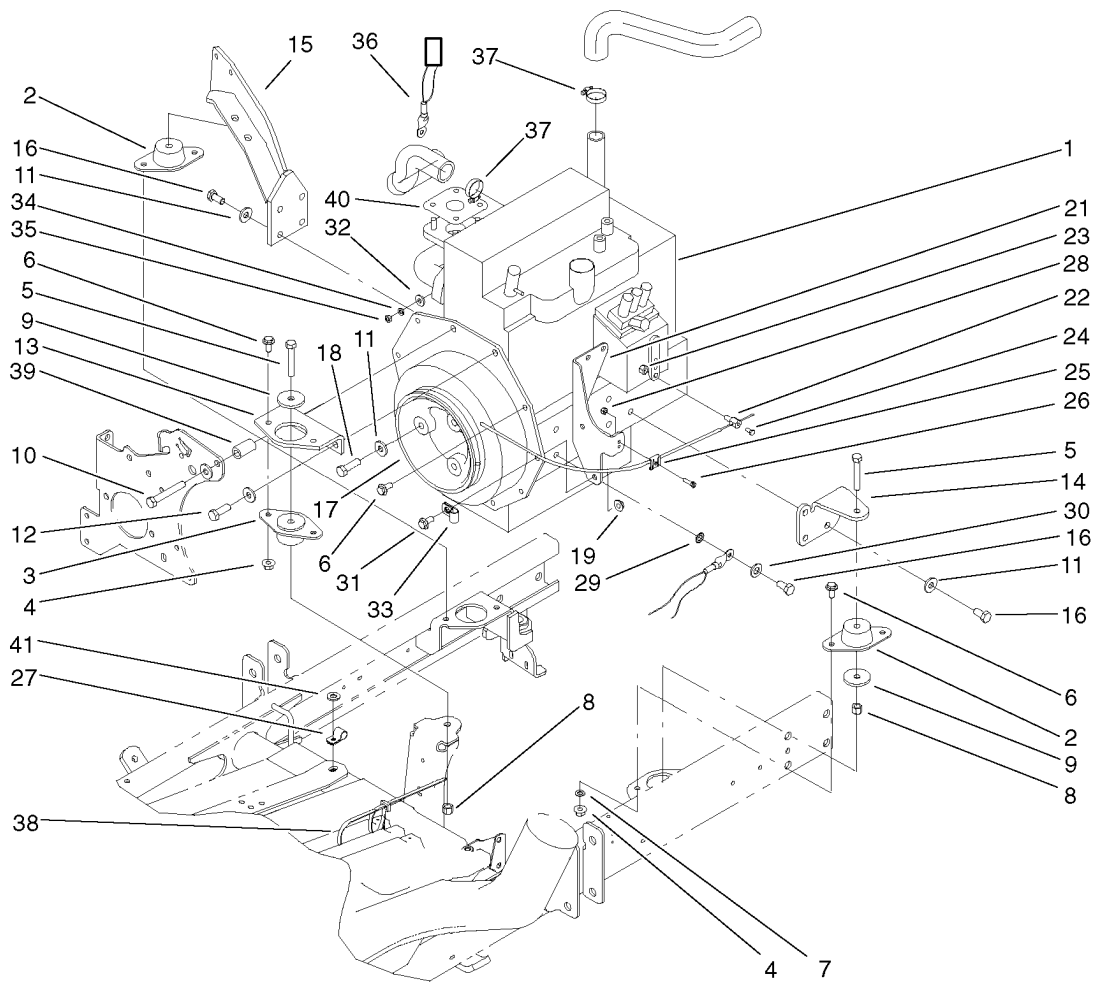
<i>Ref.</i>	<i>Part Number</i>	<i>Qty.</i>	<i>Description</i>
1	32152-10	1	Locknut-Deform, Top
2	3220-6	1	Nut-Jam
3	65-4860	1	Head
4	52-1990	1	Piston-Cylinder, Hydraulic
5	99-3532	1	Collar-Internal
6	99-3533	1	Clevis
7	99-3534	1	Shaft
8	83-7240	1	Kit-Repair, Seal



Neutral Arm Assembly

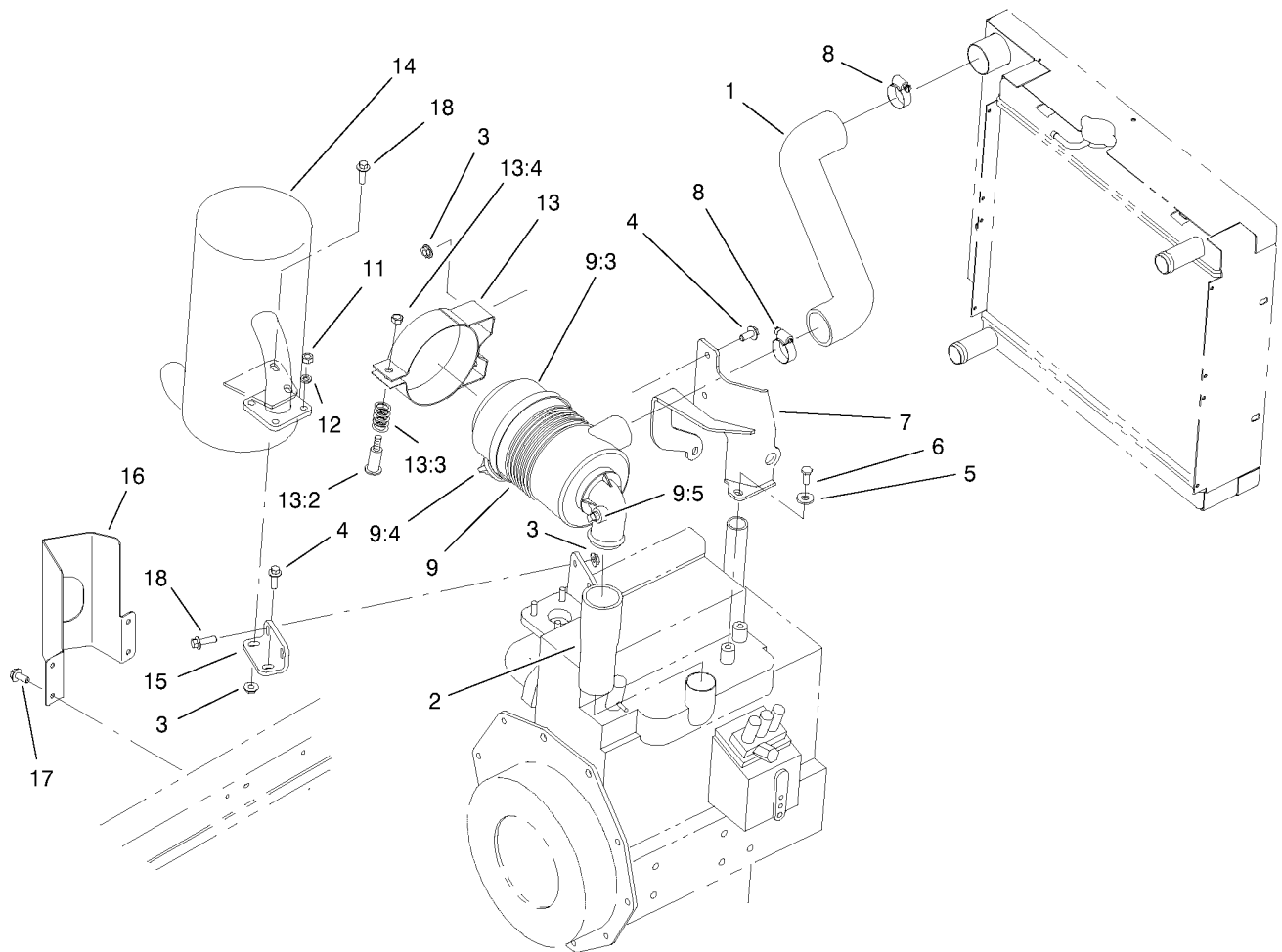
Ref.	Part Number	Qty.	Description
5	95-8960-03	1	Bracket-Neutral
6	32128-43	1	Nut-Flange
7	3234-1	3	Screw-HHF
8	104-0422	1	Neutral Arm ASM
8:2	256-113	2	Bushing-Flange
10	3-6498	1	Washer-Thrust
11	302-60	1	Fitting-Lube
12	3296-29	2	Nut-Lock, NI
13	100-4817	1	Spacer
14	76-8640	1	Stud-Traction
16	33093-00	2	Washer-Flat
18	94-1369	1	Spring-Extension
19	3210-6	1	Screw-HH
20	88-7200	1	Washer-Flat
21	99-3598-03	1	Hub

Ref.	Part Number	Qty.	Description
22	32128-44	2	Nut
23	3234-5	2	Screw-HHF
24	99-3553-03	1	Bracket-Support, Cable
25	251-259	1	Bearing
26	2411-41	1	Joint-Ball, Superior
27	3296-42	1	Nut-Lock
28	3274-104	1	Screw-HSBH
30	99-3556	1	Hose
31	99-3594-03	1	Lever-Pump
32	321-8	1	Screw-HH
33	2844	3	Washer
34	95-3857	3	Screw-Head, Button
35	63-9750	3	Mount
36	3296-39	3	Nut-Lock, NI
37	3256-22	1	Washer-Flat



Engine Assembly

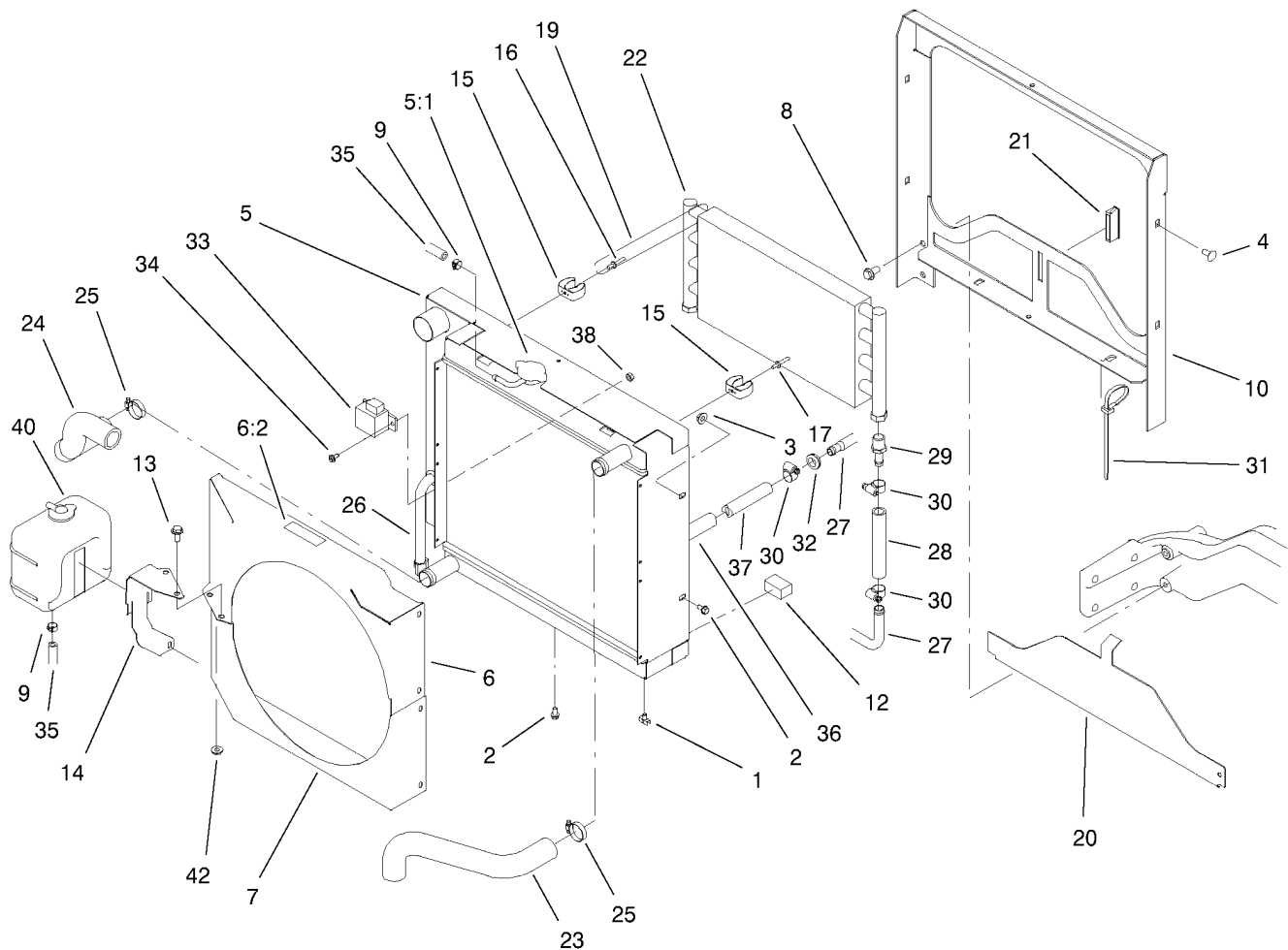
<i>Ref.</i>	<i>Part Number</i>	<i>Qty.</i>	<i>Description</i>	<i>Ref.</i>	<i>Part Number</i>	<i>Qty.</i>	<i>Description</i>
1	95-8912	1	Engine-Kubota, D1105-Eb-Toro2-S1	22	98-9311	1	Swivel-Throttle
2	83-1030	2	Mount-Engine	23	3296-20	1	Nut-Lock NI
3	93-5265	1	Mount-Engine	24	25-8640	1	Screw-Machine, HH
4	32128-20	6	Nut-HF	25	81-1690	1	Clamp-Cable
5	323-11	3	Screw-HH	26	32105-13	1	Screw
6	3234-5	7	Screw-HHF	27	2412-112	1	Clamp
7	3255-8	1	Washer-Lock/Ext	28	3296-2	1	Nut-Lock, NI
8	3296-39	3	Nut-Lock, NI	29	3255-9	1	Washer-Lock/Ext
9	80-8560	3	Washer-Hardened	30	3256-25	1	Washer-Flat
10	42-9370	1	Bolt/Washer	31	3234-17	1	Screw-HHF
11	80-6990	12	Washer-Hardened	32	3256-78	1	Washer-Flat
12	95-8812	1	Screw-Hhc	33	2412-10	1	Clamp-R
13	95-8926-03	1	Mount-Engine, Front	34	43-5930	1	Washer-Lock, Spring
14	95-8937-03	1	Mount-Engine, LH	35	48-7890	1	Nut-Hex
15	95-8919-03	1	Mount-Engine	36	99-3441	1	Harness-Wire, Fusible Link
16	63-7790	8	Screw-Cap	37	2412-34	2	Clamp-Hose
17	99-3412-03	1	Pulley	38	3290-378	1	Tie-Cable
18	56-2140	3	Screw-HH	39	95-8736	1	Spacer
19	32128-44	2	Nut	40	98-9611	1	Gasket-F/W
21	99-3354-03	1	Support-Filter, Throttle	41	3256-24	1	Washer-Flat



Air Cleaner And Muffler Assembly

Ref.	Part Number	Qty.	Description
1	95-8946	1	Hose-Upper, Air Inlet
2	95-8947	1	Hose-Air Inlet, Lower
3	32128-44	6	Nut
4	3234-5	3	Screw-HHF
5	3256-23	2	Washer-Plain
6	33114-016	2	Screw-HH
7	99-3355-03	1	Bracket-Filter, Air
8	2412-92	4	Clamp-Hose
9	93-2190	1	Air Cleaner ASM
*9:2	93-2195	1	Filter ●
9:3	94-3652	1	Cover ASM
9:4	94-1414	1	Valve-Vacuator
9:5	285-17	1	Plug-Pipe
11	33014-00	4	Nut-Hex
12	42-9850	4	Washer-Lock, Spring
13	93-2191	1	Air Cleaner Mounting Band ASM
13:2	94-3653	1	Bolt
13:3	94-3654	1	Spring
13:4	48-9510	1	Nut
14	95-8942	1	Muffler
15	95-8943-03	1	Bracket-Muffler
16	99-3425-03	1	Guard-Exhaust
17	32144-4	4	Screw-HH
18	3234-17	3	Screw-HHF

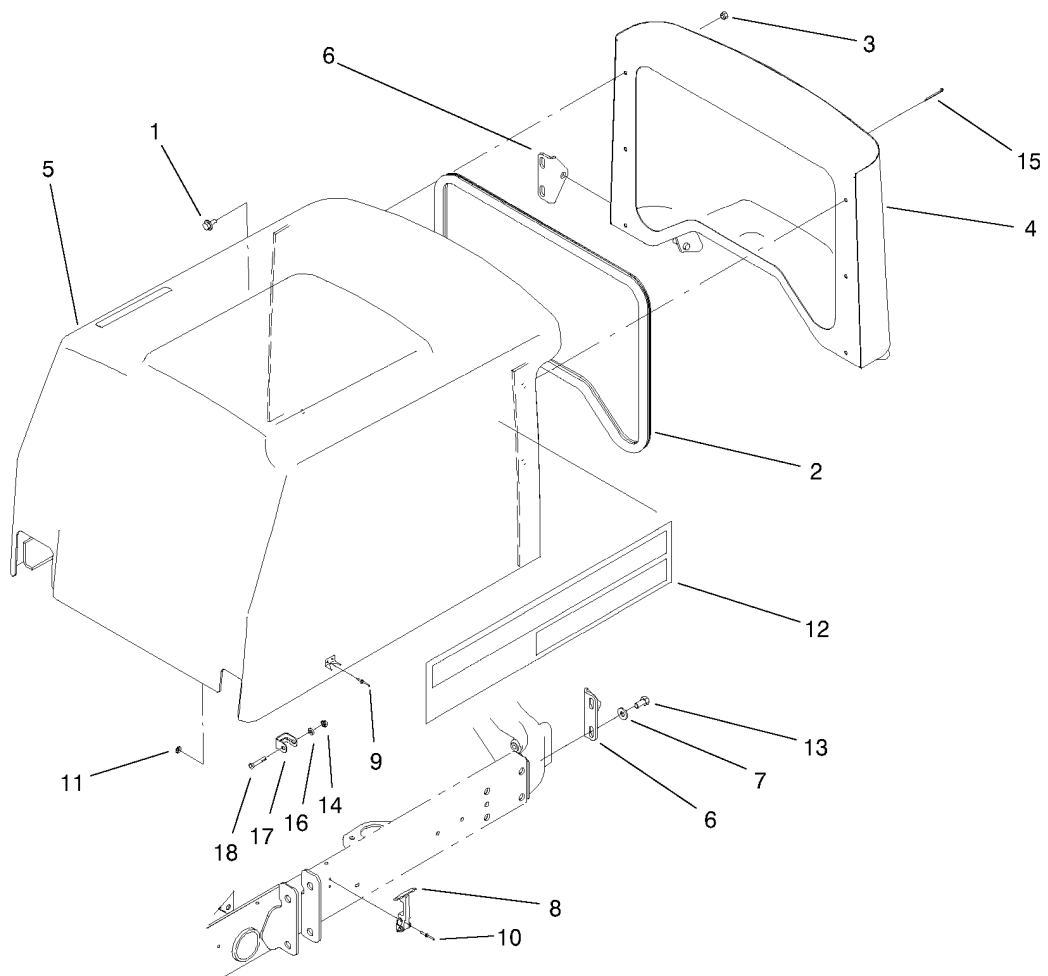
● * Not Illustrated



Radiator Assembly

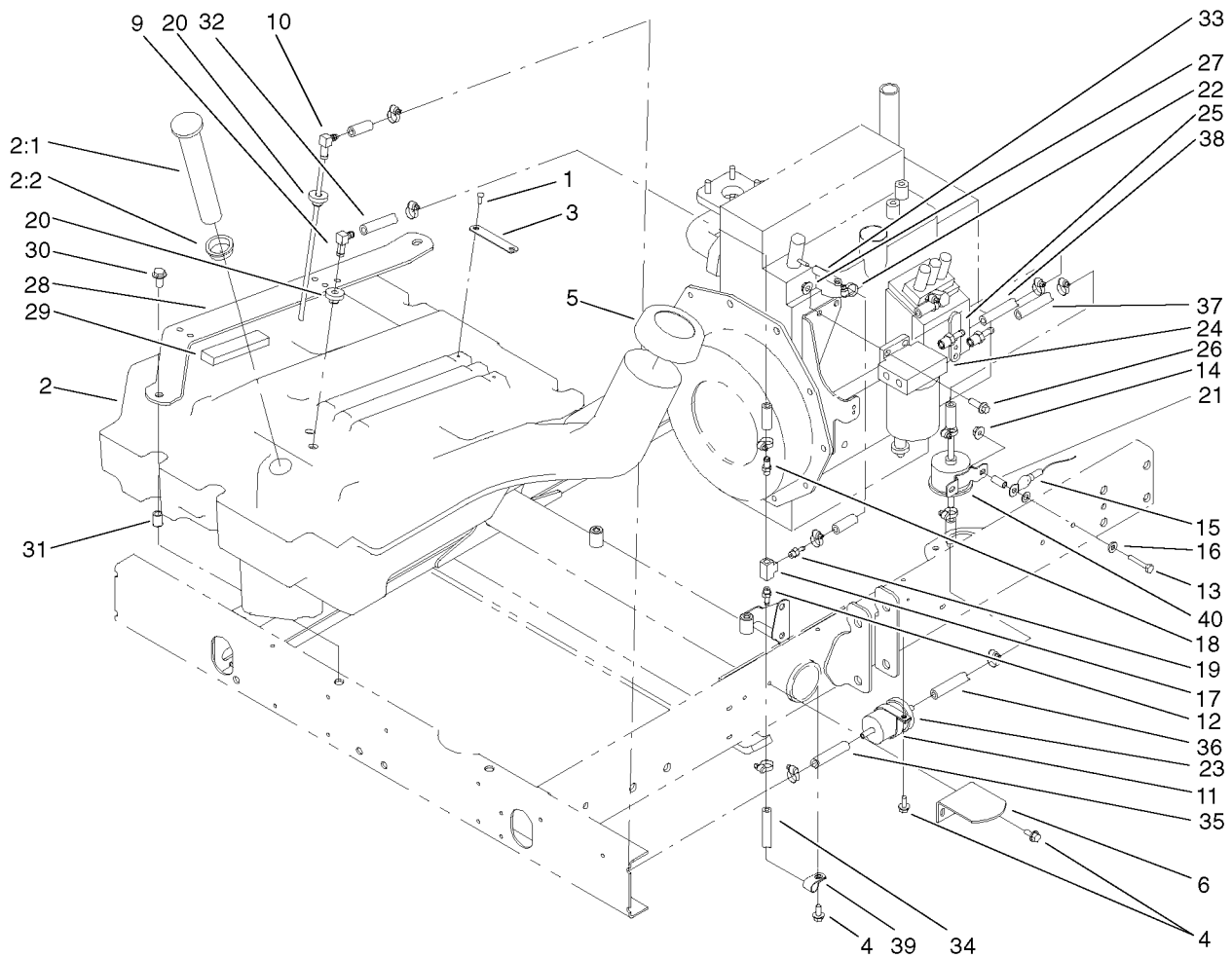
Ref.	Part Number	Qty.	Description	Ref.	Part Number	Qty.	Description
1	304-46	1	Draincock	22	75-1040	1	Cooler-Oil
2	32104-116	11	Screw-HWHTF	23	95-8944	1	Hose-Radiator, Upper
3	32128-44	4	Nut	24	95-8945	1	Hose-Radiator, Lower
4	3230-1	4	Screw-CARR	25	2412-34	2	Clamp-Hose
5	95-8934	1	Radiator	26	95-8704	1	Tube-HYD
5:1	93-5957	1	Cap-Radiator	27	95-8705	1	Tube-HYD
6	99-3580	1	Shroud-Fan, Top	28	95-8706	2	Hose-HYD
6:2	93-6681	1	Decal-Warning, Fan	29	95-8710	2	Fitting-Barb
7	99-3360-03	1	Shroud-Fan, Bottom	30	2412-36	5	Clamp-Hose
8	3234-1	4	Screw-HHF	31	3290-378	2	Tie-Cable
9	92-2379	2	Clamp-Hose	32	99-3481	2	Grommet
10	100-4903-03	1	Frame-Radiator	33	66-8800	1	Relay
12	95-8962	2	Seal-Foam, Radiator	34	32105-13	2	Screw-Shh
13	3234-5	2	Screw-HHF	35	63-7623	1	Hose-Fuel
14	95-8879-03	1	Bracket-Reservoir	36	56-7985	1	Sleeve-Protective
15	95-8939	2	Spring-Clip	37	99-3500	1	Hose
16	3269-22	1	Rivet-Pop	38	3296-2	2	Nut-Lock, NI
17	3269-23	1	Rivet-Pop	40	98-9323	1	Bottle-Overflow, Water
19	99-3390	1	Lanyard	42	32128-20	2	Nut-HF
20	95-8702-03	1	Shield-Radiator, Lower	*99	3290-379	1	Tie-Cable ●
21	99-3497	1	Magnet				

● * Not Illustrated



Hood Assembly

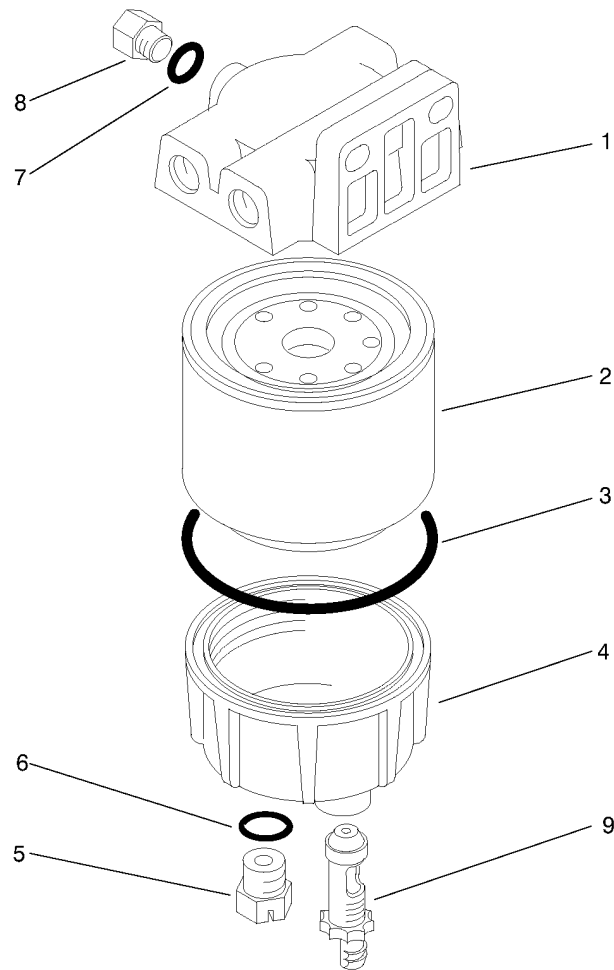
<i>Ref.</i>	<i>Part Number</i>	<i>Qty.</i>	<i>Description</i>
1	3234-4	6	Screw-HHF
2	95-8809	1	Trim-Seal
3	3296-42	6	Nut-Lock
4	95-8724-03	1	Screen-Hood
5	95-8935	1	Hood ASM
6	95-8728	2	Bracket-Pivot, Hood
7	3256-24	4	Washer-Flat
8	59-9740	2	Flex Draw Latch ASM
9	98-7310	4	Rivet
10	3290-55	4	Rivet-Pop
11	3269-10	4	Washer-Back
12	99-3387	2	Decal
13	323-4	4	Screw-HH
14	3296-42	1	Nut-Lock, CE
15	3290-467	1	Pin-Hair
16	3256-22	1	Washer-Flat, CE
17	99-3568	1	Bracket-Hood Lock, CE
18	321-9	1	Screw-HH, CE



Fuel Tank Assembly

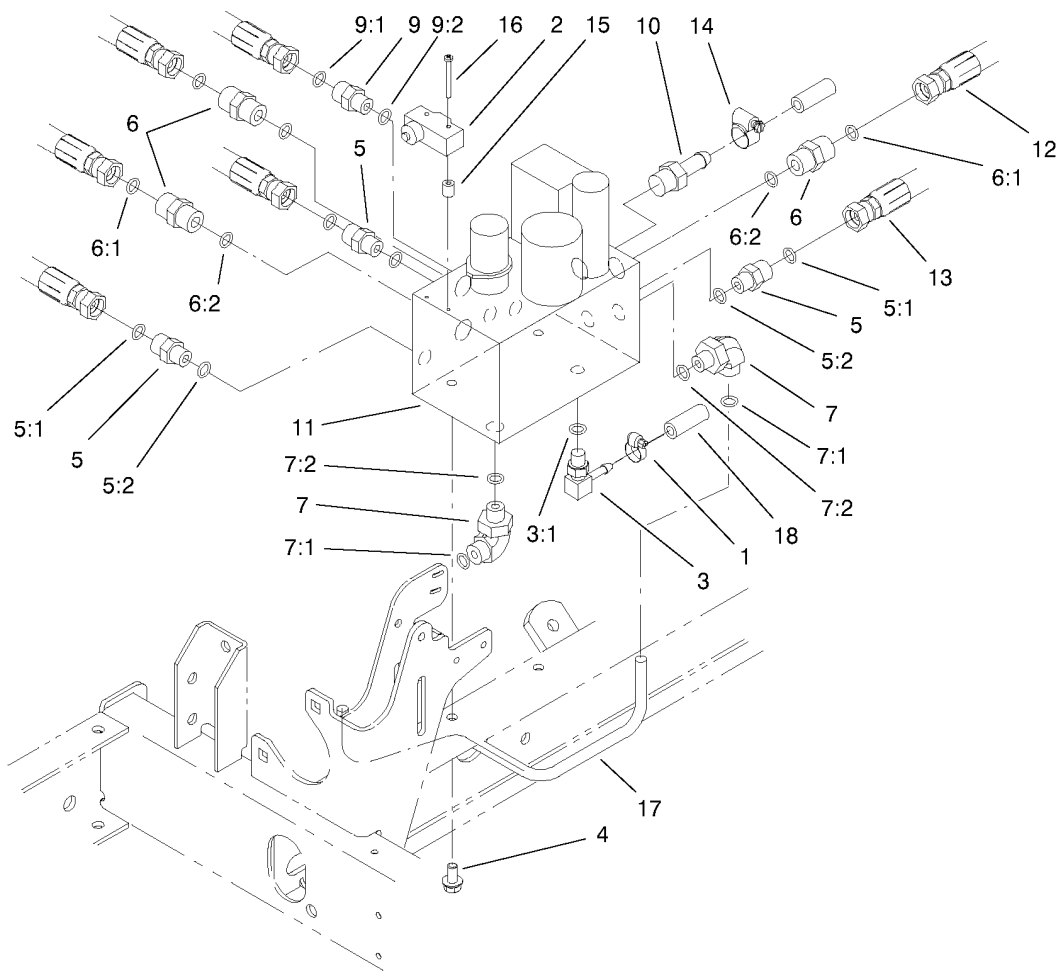
Ref.	Part Number	Qty.	Description	Ref.	Part Number	Qty.	Description
1	321-2	2	Screw-HH	22	2412-108	13	Clamp-Worm
2	95-8620	1	Tank-Fuel	23	98-7612	1	Filter-Fuel
2:1	95-8971	1	Gauge-Fuel	24	98-9305	1	Filter-Water/Fuel
2:2	95-8972	1	Grommet	25	353-783	2	Fitting-Pump
3	95-8881	1	Strap-Line, Fuel	26	3234-17	2	Screw-HHF
4	32144-10	4	Screw-HWH	27	32128-44	2	Nut
5	95-4193	1	Diesel Gas Cap ASM	28	95-8731-03	2	Strap-Support, Seat
6	95-8968-03	1	Support-Tank, Fuel	29	95-8896	2	Foam
9	46-6550	1	Elbow-Connector, 90°	30	3234-1	4	Screw-HHF
10	66-8121	1	Standpipe	31	32148-9	2	Nut-Insert
11	2412-148	1	Clamp-R	32	71-3380	1	Hose-Fuel
12	304-73	1	Fitting-Straight	33	99-3498	1	Return-Line, Fuel
13	321-9	2	Screw-HH	34	99-3185	1	Line-Fuel
14	32128-33	2	Nut-HF	35	71-3383	1	Hose-Fuel
15	3255-7	1	Washer-Lock/EXT	36	19-3250	1	Hose-Line, Fuel
16	3256-22	2	Washer-Flat	37	63-9640	1	Hose
17	354-20	1	Fitting-Tee	38	99-3554	1	Hose-Fuel
18	354-21	1	Fitting-Barbed	39	2412-73	1	Clamp-R
19	354-22	1	Fitting-Barbed	40	99-3464	1	Pump-Fuel
20	46-6560	2	Bushing	*99	3290-379	2	Tie-Cable ●
21	87-4710	2	Spacer-Brake, Parking				

● * Not Illustrated



Water / Fuel Filter Assembly No. 98-9305

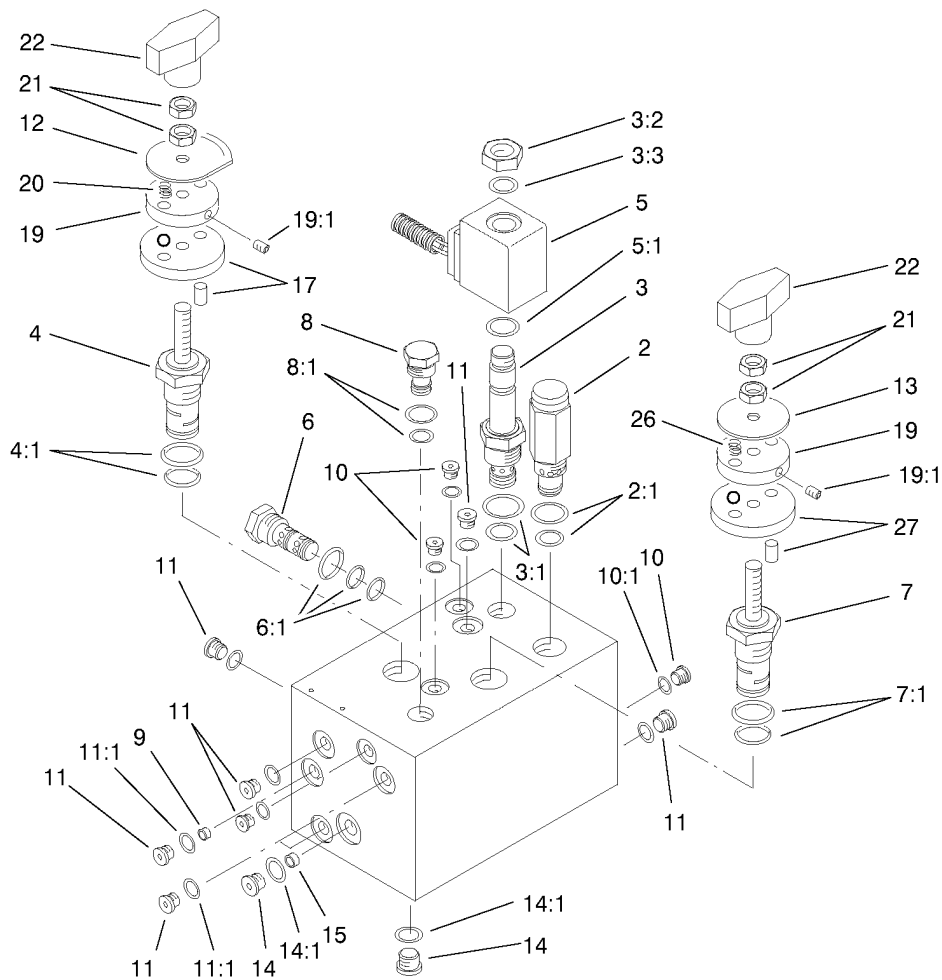
<i>Ref.</i>	<i>Part Number</i>	<i>Qty.</i>	<i>Description</i>
1	98-9772	1	Head-Filter
2	98-9764	1	Element-On, Spin
3	98-9774	1	O-Ring-Base, Filter
4	98-9775	1	Base-Filter
5	98-9773	1	Plug-Base, Filter
6	237-42	1	O-Ring
7	237-78	1	O-Ring
8	98-9776	1	Plug-Filter, Head
9	98-9777	1	Drain Valve ASM



Manifold Block Assembly

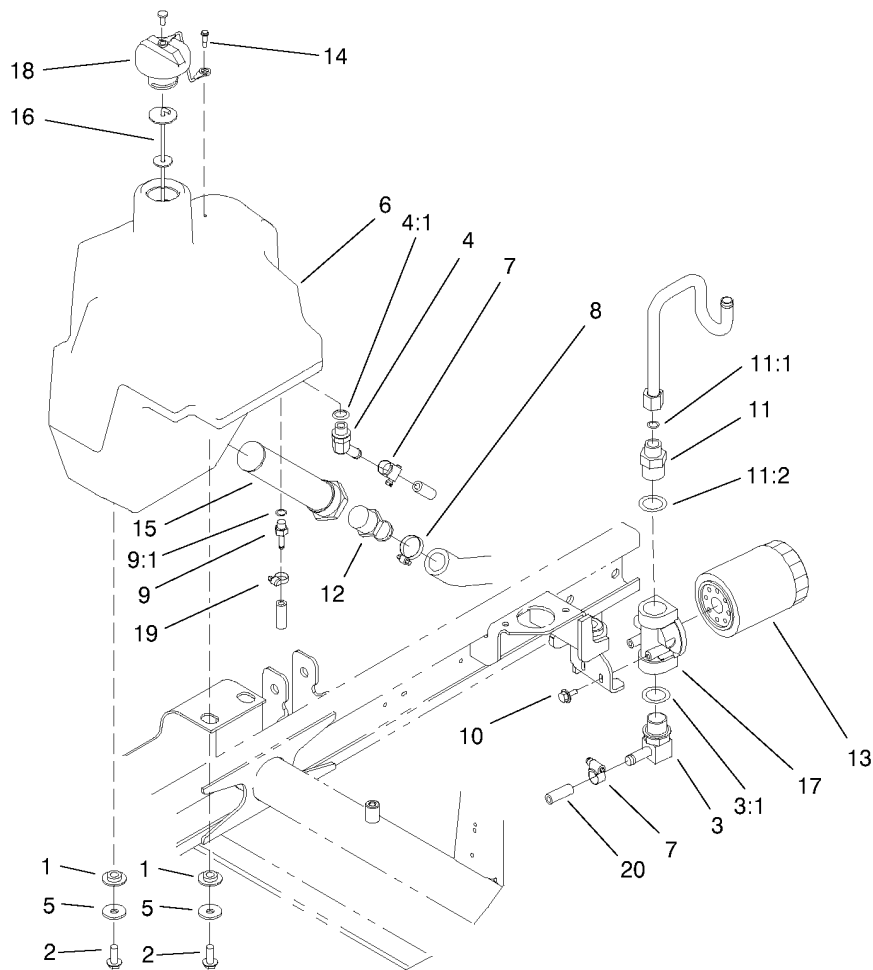
Ref.	Part Number	Qty.	Description	Ref.	Part Number	Qty.	Description
1	2412-108	1	Clamp-Worm	9	340-88	1	Fitting-Straight
2	29-6162	1	Switch-Micro	9:1	237-22	1	O-Ring
3	304-99	1	Stem-Hose	9:2	237-78	1	O-Ring
3:1	237-78	1	O-Ring	10	354-121	1	Fitting-Hydraulic, Straight
4	3234-5	2	Screw-HHF	11	95-8675	1	Manifold-Hydraulic
5	340-2	3	Adapter	12	95-8829	1	Hose ASM
5:1	237-22	1	O-Ring	13	95-8830	1	Hose ASM
5:2	237-42	1	O-Ring	14	2412-36	1	Clamp-Hose
6	340-4	3	Adapter	15	95-8762	2	Spacer
6:1	237-30	1	O-Ring	16	3250-46	2	Screw-PPH
6:2	237-79	1	O-Ring	17	99-3551	1	Tube-HYD
7	340-77	2	Fitting-Hyd., 90°	18	66-8160	1	Hose-Hydraulic
7:1	237-22	1	O-Ring	*99	3290-378	3	Tie-Cable ●
7:2	237-42	1	O-Ring	*99	3290-379	4	Tie-Cable ●

● * Not Illustrated



Hydraulic Manifold Assembly No. 95-8675

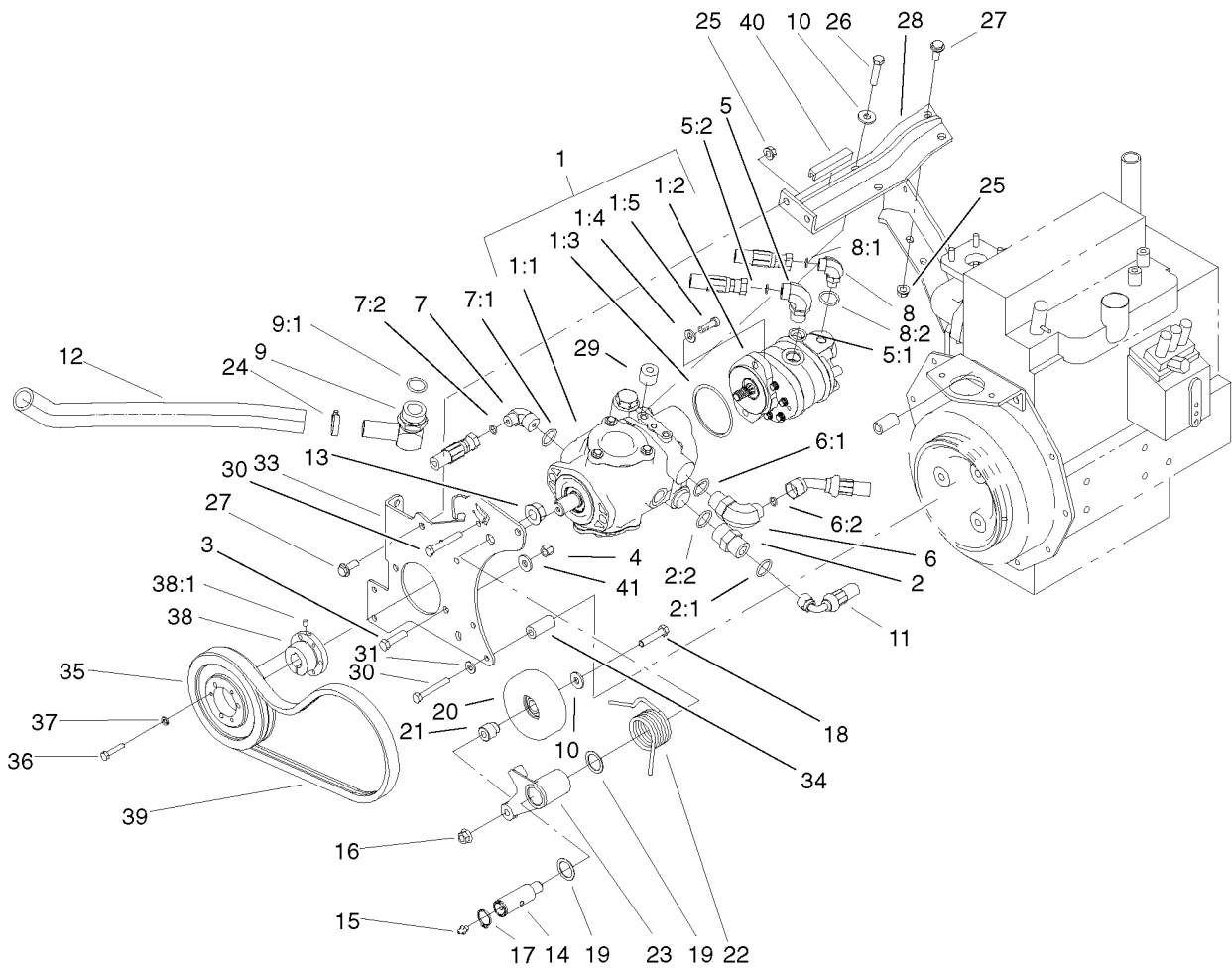
<i>Ref.</i>	<i>Part Number</i>	<i>Qty.</i>	<i>Description</i>	<i>Ref.</i>	<i>Part Number</i>	<i>Qty.</i>	<i>Description</i>
2	94-3655	1	Valve-Relief	10	353-991	4	Plug-Hex, Hollow
2:1	75-2080	1	Kit-Seal	10:1	237-156	1	O-Ring
3	93-7494	1	Cartridge-N.O.	11	353-990	12	Plug ASM
3:1	75-2080	1	Kit-Seal	11:1	237-78	1	O-Ring
3:2	69-4300	1	Nut	12	99-3543	1	Plate-Indicator
3:3	94-5438	1	Seal-Solenoid	13	94-5026	1	Plate-Indicator
4	94-3657	1	Spool ASM	14	353-989	3	Plug-Hex, Hollow
4:1	94-3661	1	Kit-Seal, 4-Way	14:1	237-42	1	O-Ring
5	83-2010	1	Coil-Valve	15	99-3544	1	Plug
5:1	94-5438	1	Seal-Solenoid	17	94-5021	1	Plate-Locating
6	69-4120	1	Cartridge-Logic	19	94-5023	2	Plate-Detent
6:1	69-4240	1	Kit-Seal	19:1	3245-36	1	Screw-HSH
7	94-3659	1	Control-Flow, Rotary	20	94-5024	2	Spring
7:1	75-2080	1	Kit-Seal	21	3218-1	4	Nut-Jam
8	99-3542	1	Cartridge-Plug, Cavity	22	94-5020	2	Knob ASM
8:1	69-4240	1	Kit-Seal	26	94-5027	2	Spring
9	95-5999	2	Plug-Orifice	27	94-5025	1	Plate-Locating



Hydraulic Tank Assembly

<i>Ref.</i>	<i>Part Number</i>	<i>Qty.</i>	<i>Description</i>	<i>Ref.</i>	<i>Part Number</i>	<i>Qty.</i>	<i>Description</i>
1	240-11	4	Grommet-Mount, Tank	11	340-8	1	Fitting-Straight
2	3234-11	4	Screw-HHF	11:1	237-65	1	O-Ring
3	95-8814	1	Fitting-Barb, 90°	11:2	237-81	1	O-Ring
3:1	237-81	1	O-Ring	12	353-682	1	Fitting-Hose
4	354-126	1	Fitting-Hyd, 45°	13	54-0110	1	Filter-Oil, Transmission
4:1	237-79	1	O-Ring	14	57-5420	1	Screw-Shoulder
5	63-8410	4	Washer	15	75-0550	1	Suction-Strainer
6	95-8708	1	Tank-Hydraulic	16	75-3710	1	Dipstick
7	2412-36	2	Clamp-Hose	17	92-5821	1	Head-Filter
8	2412-34	1	Clamp-Hose	18	93-7160	1	Cap-Oil, Hydraulic
9	95-8849	1	Fitting-Straight	19	2412-108	1	Clamp-Worm
9:1	237-78	1	O-Ring	20	99-3501	1	Hose
10	3234-13	2	Screw-HHF	*99	3290-379	1	Tie-Cable ●

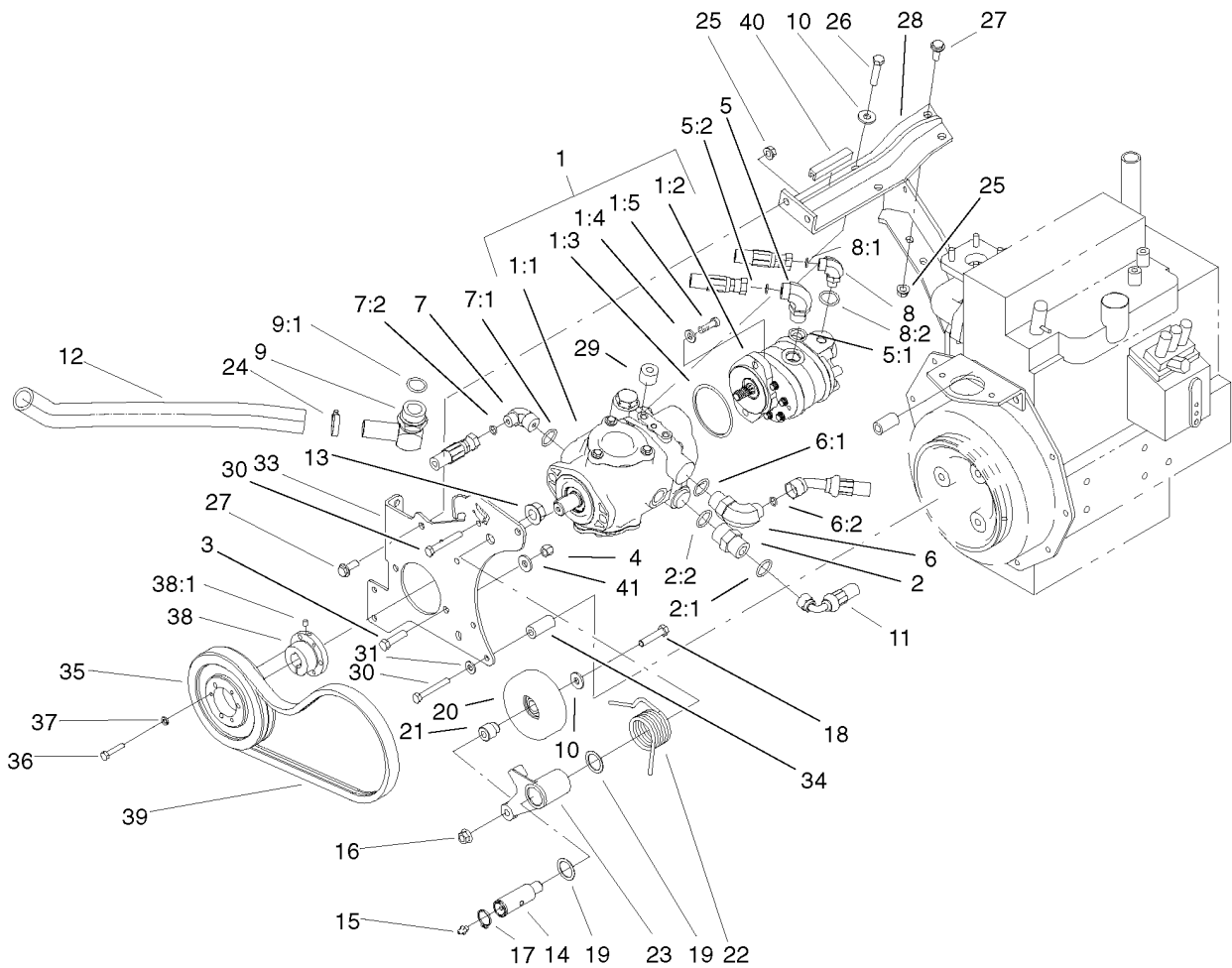
● * Not Illustrated



Hydrostat Assembly

Ref.	Part Number	Qty.	Description	Ref.	Part Number	Qty.	Description
1		1	Hydraulic Pump ASM	10	80-6990	3	Washer-Hardened
1:1	104-0428	1	Pump-Piston	11	95-8834	1	Hose ASM
1:2	95-8601	1	Gear Pump ASM	12	95-8956	1	Hose-Suction
1:3	60-3520	1	O-Ring	13	32128-54	1	Nut-Flange
1:4	3256-24	2	Washer-Flat	14	95-8918	1	Pin-Pivot, Idler
1:5	3274-1	2	Screw-HSH	15	302-5	1	Fitting-Lube
2	340-8	1	Fitting-Straight	16	32128-21	1	Nut-HF Lock
2:1	237-65	1	O-Ring	17	32151-36	1	Ring-Retaining
2:2	237-81	1	O-Ring	18	323-10	1	Screw-HH
3	323-8	2	Screw-HH	19	74-1810	2	Washer
4	3296-39	2	Nut-Lock, NI	20	95-8802	1	Pulley-Idler
5	340-105	1	Fitting-Hyd., 90°	21	95-8806	1	Spacer
5:1	237-80	1	O-Ring	22	95-8917	1	Spring-Torsion
5:2	237-30	1	O-Ring	23	95-8957	1	Idler Arm ASM
6	340-139	1	Fitting-90°	24	2412-34	1	Clamp-Hose
6:1	237-81	1	O-Ring	25	32128-43	4	Nut-Flange
6:2	237-65	1	O-Ring	26	323-19	2	Screw-HH
7	340-18	1	Fitting	27	3234-11	4	Screw-HHF
7:1	237-79	1	O-Ring	28	99-3436-03	1	Support-Pump
7:2	237-22	1	O-Ring	29	99-3440	2	Spacer
8	340-77	1	Fitting-Hyd., 90°	30	33114-060	4	Screw-HH
8:1	237-22	1	O-Ring	31	87-8640	3	Washer-Flat, Hardened
8:2	237-42	1	O-Ring	33	95-8933-03	1	Plate-Mount, Pump
9	56-9530	1	Fitting	34	95-8941	4	Spacer-Mount, Pump
9:1	237-117	1	O-Ring	35	93-6841	1	Pulley

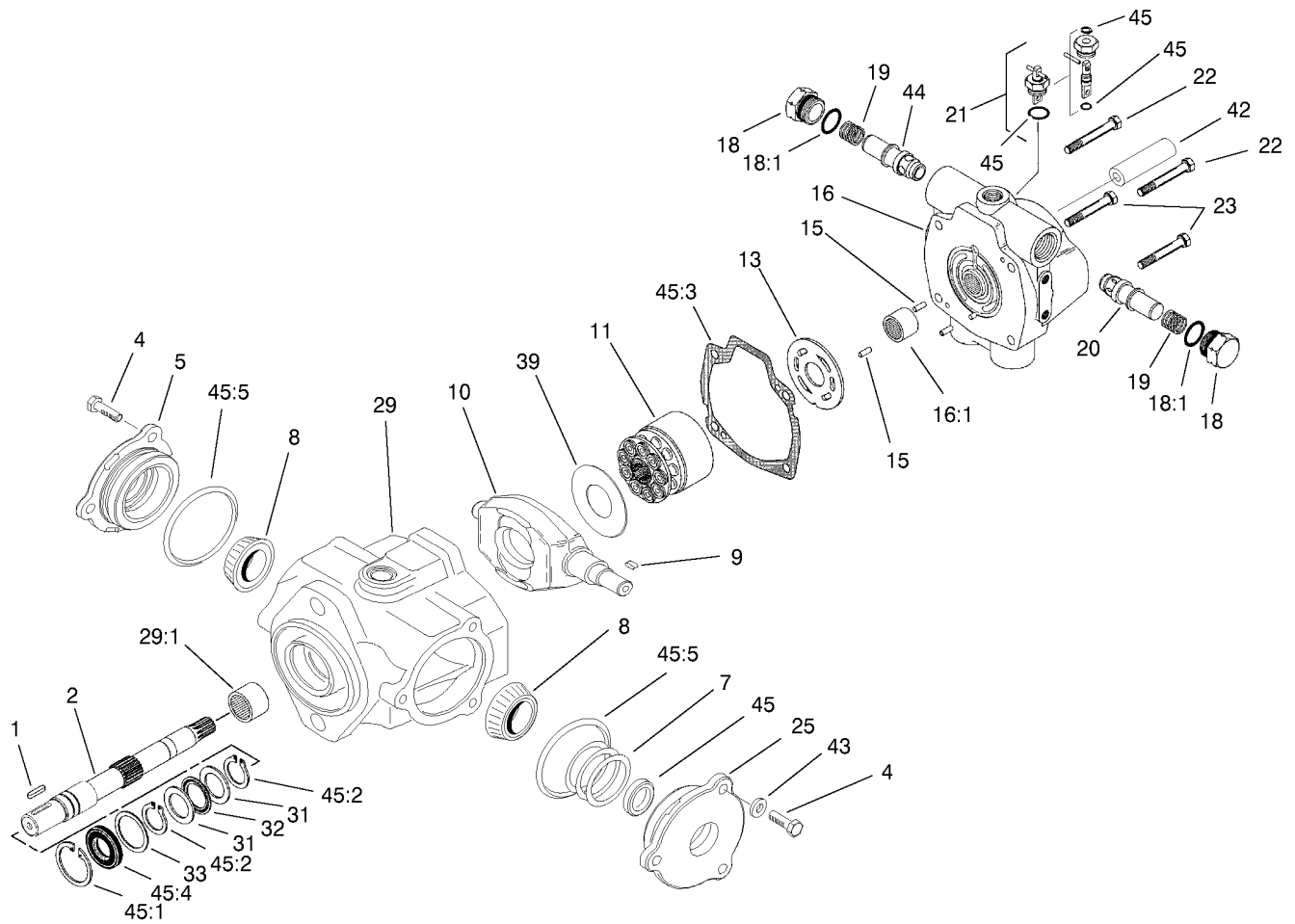
● * Not Illustrated



Hydrostat Assembly (continued)

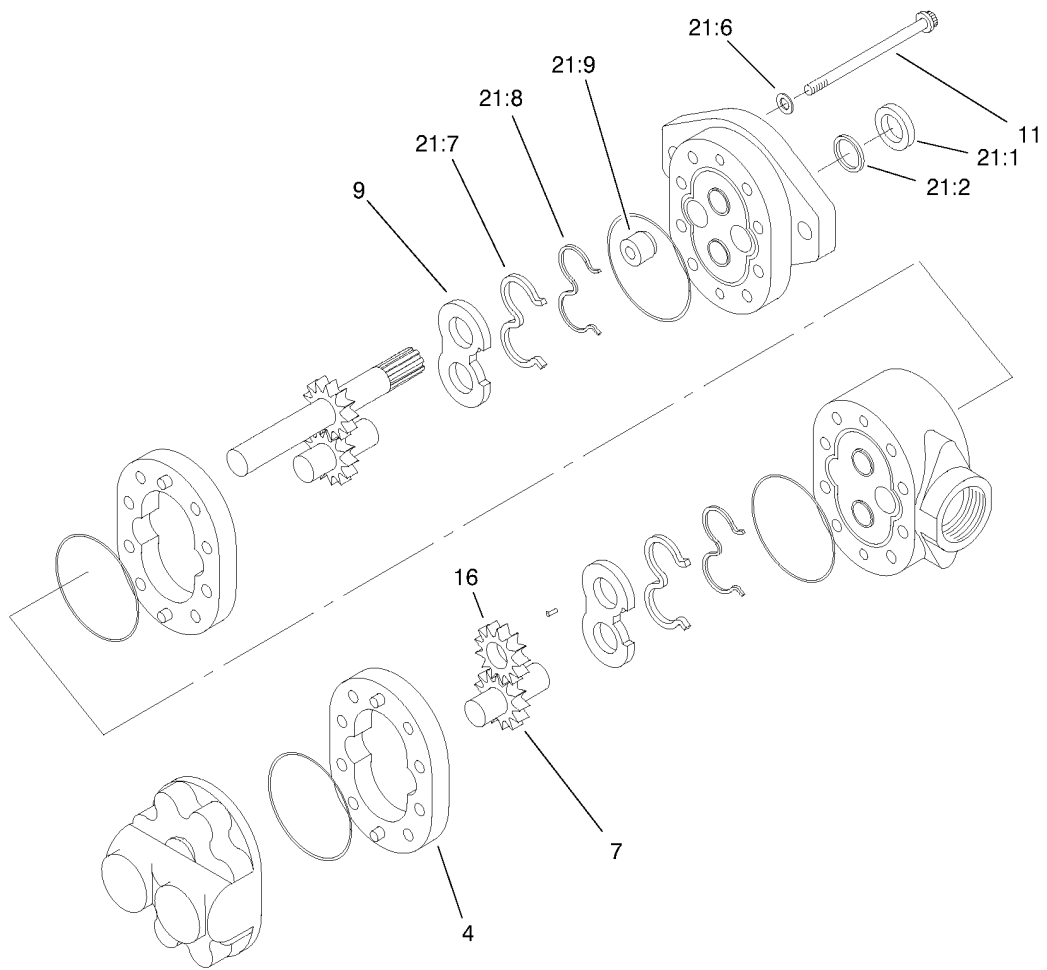
<i>Ref.</i>	<i>Part Number</i>	<i>Qty.</i>	<i>Description</i>	<i>Ref.</i>	<i>Part Number</i>	<i>Qty.</i>	<i>Description</i>
36	321-13	3	Screw-HH	39	95-8730	1	V-Belt
37	3253-3	3	Washer-Lock/Sp	40	70-2041	1	Trim
38	93-6842	1	Bushing-Lock, Taper	41	100-4852	2	Washer-Hardened
38:1	3245-36	1	Screw-HSH	*99	3290-379	1	Tie-Cable ●

● * Not Illustrated



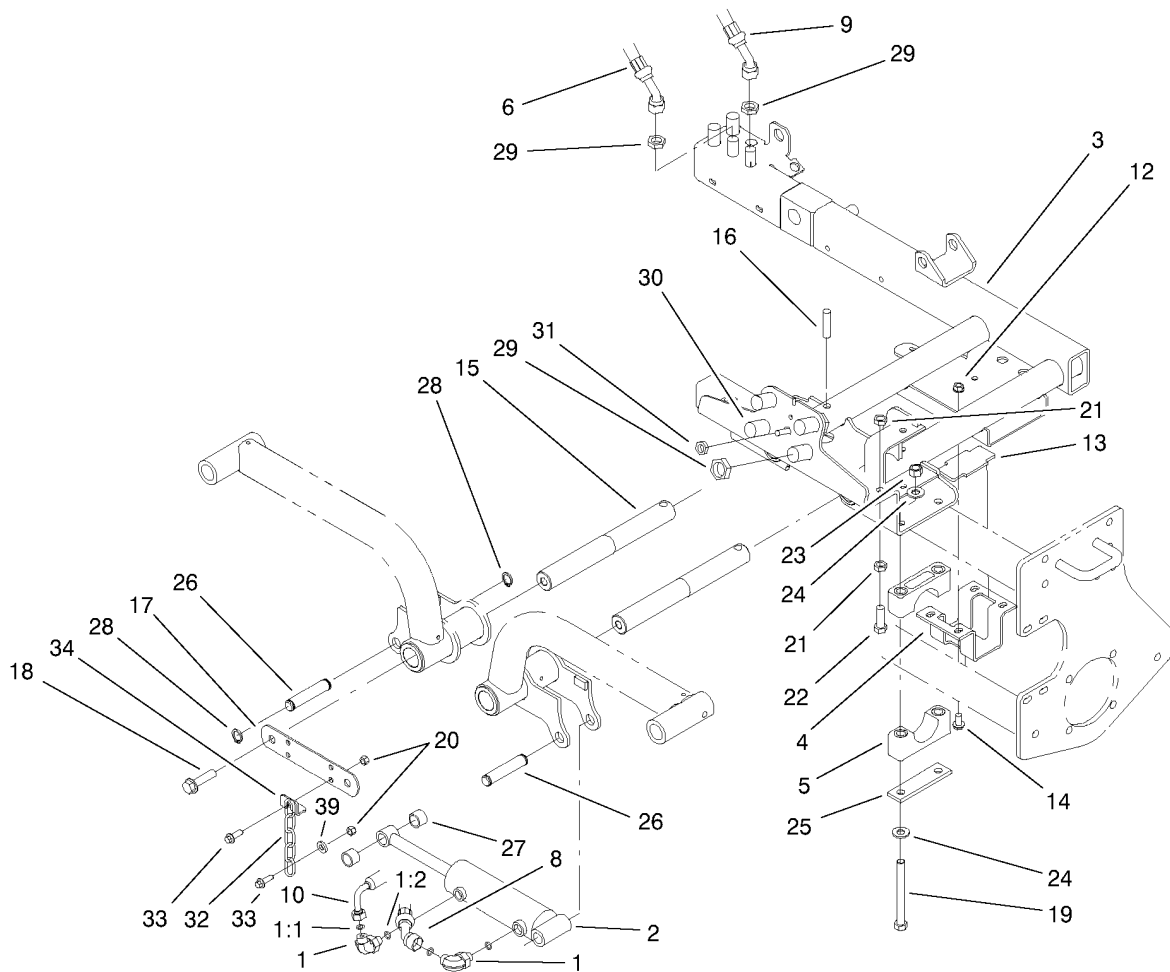
Piston Pump Assembly No. 104-0428

<i>Ref.</i>	<i>Part Number</i>	<i>Qty.</i>	<i>Description</i>	<i>Ref.</i>	<i>Part Number</i>	<i>Qty.</i>	<i>Description</i>
1	94-3645	1	Key	22	76-6170	2	Capscrew
2	94-6359	1	Shaft-Drive	23	76-6160	2	Capscrew
4	98-4640	6	Screw-Cap	25	98-4645	1	Cover Plate ASM
5	98-4633	1	Cover Plate ASM	29	100-3176	1	Housing ASM
7	100-3182	1	Kit-Shim	29:1	94-6363	1	Bearing
8	98-4639	2	Bearing-Cone	31	252-71	2	Bearing-Thrust
9	94-3646	1	Key	32	252-66	1	Bearing-Thrust
10	99-3520	1	Plate-Cam	33	33-3720	1	Washer
11	76-6070	1	Rotating Kit ASM	39	98-4635	1	Insert-Plate, Cam
13	104-0429	1	Plate-Valve	42	74-9040	1	Coupler
15	76-6150	2	Pin-Dowel	43	95-6055	6	Washer
16	100-3177	1	Back Plate ASM	44	99-3521	1	Relief Valve ASM
16:1	94-6368	1	Bearing	45	98-4636	1	Kit-Repair, Seal
18	70-1240	2	Plug ASM	45:1	32151-13	1	Ring-Snap, Internal
18:1	60-5980	1	O-Ring	45:2	32151-29	1	Ring-Snap, External
19	76-6200	2	Spring	45:3	33-4930	1	Gasket-Housing
20	94-3644	1	Seat	45:4	42-2720	1	Seal-External
21	100-3181	1	Dump Valve ASM	45:5	100-3179	1	O-Ring



Gear Pump Assembly No. 95-8601

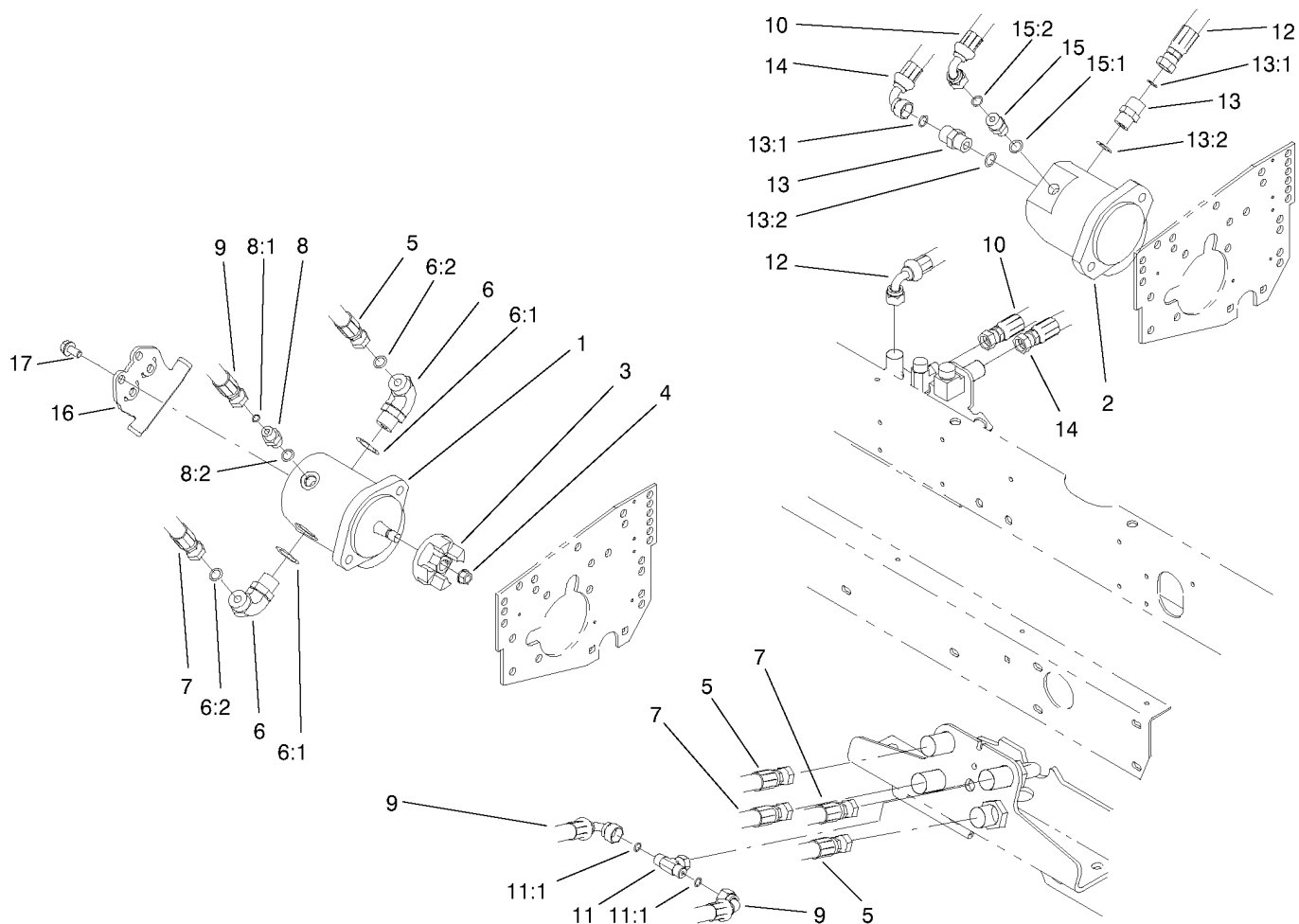
<i>Ref.</i>	<i>Part Number</i>	<i>Qty.</i>	<i>Description</i>
4	95-4364	1	Body
7	95-4366	1	Gear-Idler
9	95-4368	2	Plate-Wear
11	94-8158	8	Screw-Cap
16	95-4373	1	Gear-Fit, Slid
21	94-8161	1	Kit-Repair, Seal
21:1	49-2640	1	Shaft Seal
21:2	60-5890	1	Washer
21:6	94-8160	4	Washer
21:7	95-4369	2	Seal
21:8	95-4367	2	Gasket-Back-Up
21:9	94-3011	1	Plug



Carrier Assembly

Ref.	Part Number	Qty.	Description	Ref.	Part Number	Qty.	Description
1	340-77	2	Fitting-Hyd., 90°	20	3296-29	4	Nut-Lock, NI
1:1	237-22	1	O-Ring	21	3218-5	4	Nut-Jam
1:2	237-42	1	O-Ring	22	325-6	2	Screw-HH
2	95-8978	1	Cylinder-Hydraulic	23	3296-23	4	Nut-Lock, NI
3	100-4930-03	1	Carrier ASM	24	87-7270	8	Washer-Thrust
4	95-8904-03	1	Bracket-Clamp	25	99-3373	2	Bar-Support, Slide
5	95-8884	4	Clamp	26	95-8575	2	Pin-Clevis
6	99-3575	1	Hose-HYD	27	75-9590	2	Spacer-Cylinder
8	99-3439	1	Hose ASM	28	32120-93	4	Ring-Retaining
9	99-3579	1	Hose-HYD	29	340-74	4	Nut-Lock, Bulkhead
10	95-8840	1	Hose ASM	30	94-1319	1	Tube-Hydraulic
12	32128-43	4	Nut-Flange	31	340-78	1	Locknut-Bulkhead
13	95-8538	1	Slide-Plastic	32	98-7981	2	Chain-Link, Straight
14	3234-1	4	Screw-HHF	33	3234-17	4	Screw-HHF
15	95-8531	2	Shaft-Pivot, Liftarm	34	99-3550	2	Clip-Link
16	32121-122	2	Pin-Roll	39	3256-23	2	Washer-Plain
17	95-8532-03	1	Link-Shaft, Pivot	*99	3290-378	1	Tie-Cable ●
18	3234-27	2	Screw-HHF	*99	3290-379	3	Tie-Cable ●
19	325-19	4	Screw-HH				

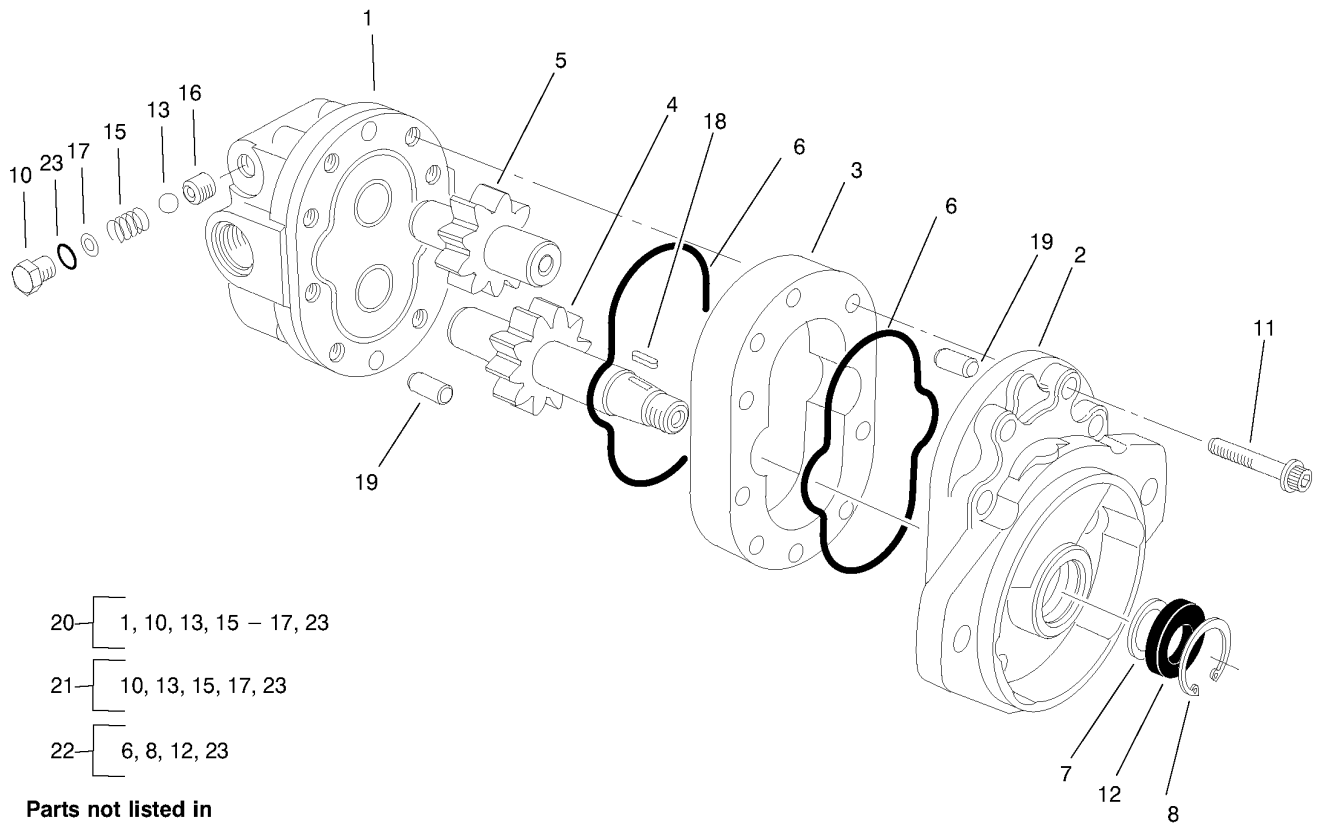
● * Not Illustrated



Reel Motor Assembly

<i>Ref.</i>	<i>Part Number</i>	<i>Qty.</i>	<i>Description</i>
1	99-3627	2	Motor-Gear
2	93-6975	1	Gear Motor ASM
3	93-8823	3	Coupler-Motor, Reel
4	32128-48	3	Nut-HHF
5	95-8836	2	Hose ASM
6	340-105	4	Fitting-Hyd., 90°
6:1	237-80	2	O-Ring
6:2	237-30	2	O-Ring
7	95-8835	2	Hose ASM
8	340-1	2	Fitting-Straight
8:1	237-35	2	O-Ring
8:2	237-42	2	O-Ring
9	95-8837	2	Hose ASM

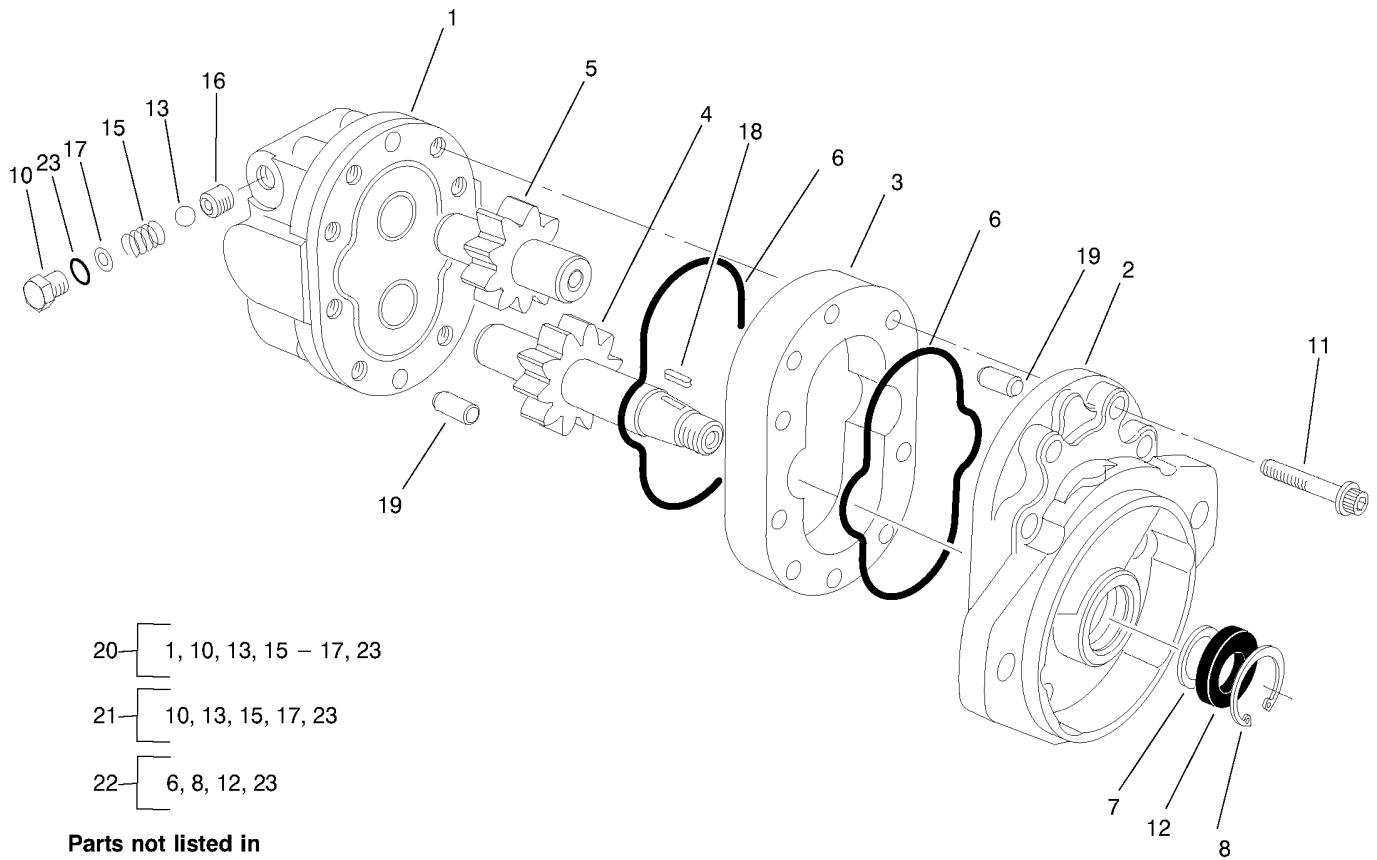
<i>Ref.</i>	<i>Part Number</i>	<i>Qty.</i>	<i>Description</i>
10	95-8828	1	Hose ASM
11	99-3477	1	Fitting-Tee
11:1	237-42	2	O-Ring
12	95-8826	1	Hose ASM
13	340-6	2	Fitting-Straight
13:1	237-30	1	O-Ring
13:2	237-80	1	O-Ring
14	95-8827	1	Hose ASM
15	340-2	1	Adapter
15:1	237-22	1	O-Ring
15:2	237-42	1	O-Ring
16	100-4846-03	2	Plate-Skid, Motor
17	3234-14	8	Screw-HHF



Parts not listed in partlist are not serviced separately.

Motor Gear Assembly No. 99-3627

<i>Ref.</i>	<i>Part Number</i>	<i>Qty.</i>	<i>Description</i>
2	66-5730	2	Front Plate ASM
3	94-3603	2	Motor Body ASM
4	94-3602	2	Drive Gear ASM
5	94-3601	2	Idler Gear ASM
6	59-8420	4	Ring
7	60-5890	2	Washer
8	59-8320	2	Ring-Retaining
11	94-3600	16	Capscrew
12	66-5710	2	Seal-Shaft
18	94-3606	2	Key
19	42-2010	4	Pin-Dowel
20	100-4873	1	Backplate ASM
21	92-9260	1	Kit-Repair, Relief Valve
22	93-1413	1	Kit-Repair, Seal



20 — 1, 10, 13, 15 – 17, 23

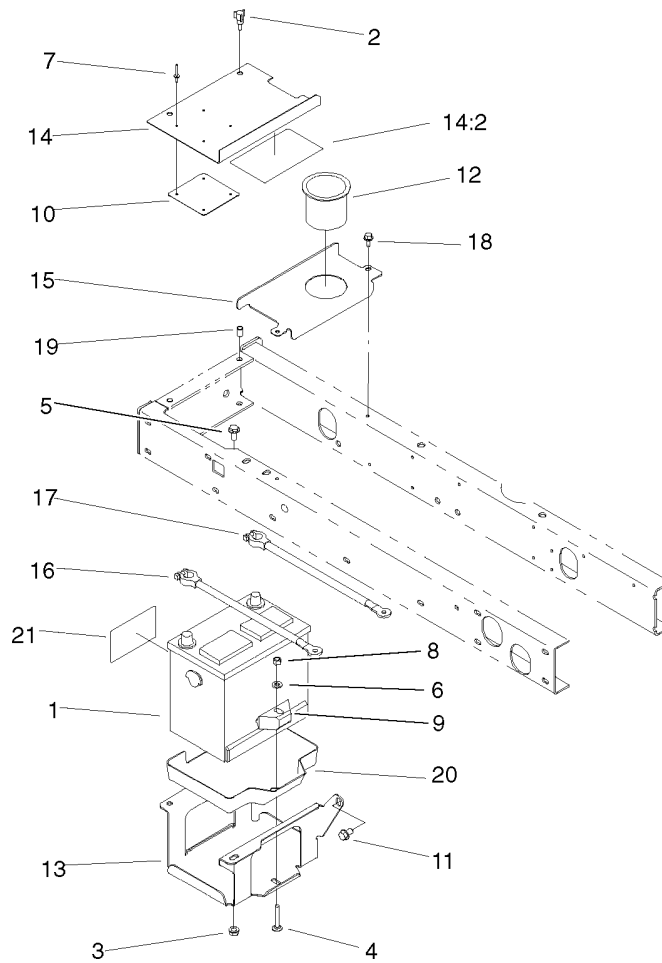
21 — 10, 13, 15, 17, 23

22 — 6, 8, 12, 23

**Parts not listed in
partlist are not
serviced separately.**

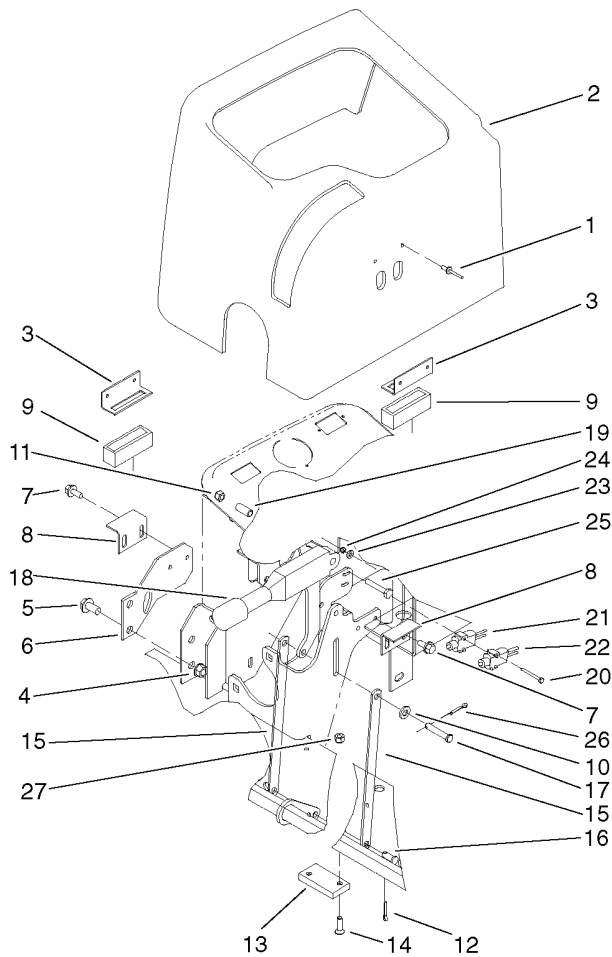
Motor Gear Assembly No. 93-6975

<i>Ref.</i>	<i>Part Number</i>	<i>Qty.</i>	<i>Description</i>
2	66-5730	1	Front Plate ASM
3	94-3603	1	Motor Body ASM
4	94-3602	1	Drive Gear ASM
5	94-3601	1	Idler Gear ASM
6	59-8420	2	Ring
7	60-5890	1	Washer
8	59-8320	1	Ring-Retaining
11	94-3600	8	Capscrew
12	66-5710	1	Seal-Shaft
18	94-3606	1	Key
19	42-2010	2	Pin-Dowel
20	94-3605	1	Backplate ASM
21	92-9260	1	Kit-Repair, Relief Valve
22	93-1413	1	Kit-Repair, Seal



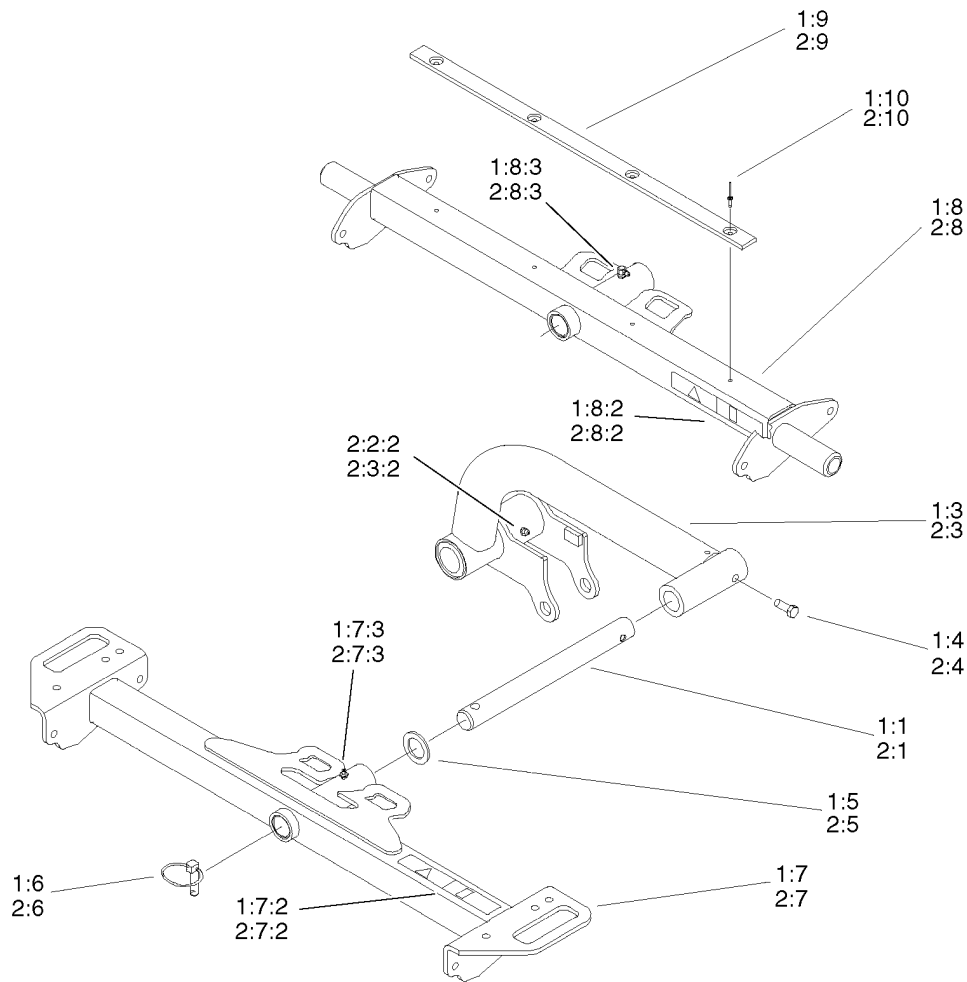
Battery Assembly

<i>Ref.</i>	<i>Part Number</i>	<i>Qty.</i>	<i>Description</i>
1	83-9000	1	Battery (Dry)
2	233-70	2	Knob-3 Star
3	32128-43	3	Nut-Flange
4	3230-6	1	Bolt-CARR
5	3234-1	3	Screw-HHF
6	3256-23	1	Washer-Plain
7	3269-27	4	Rivet-Snap
8	3296-29	1	Nut-Lock, NI
9	66-2490	1	Retainer-Battery
10	87-7620	1	Shield-Terminal, Battery
11	32144-15	1	Screw
12	94-1410	1	Holder-Can, Beverage
13	95-8796-03	1	Support-Battery
14	99-3602	1	Cover-Battery
14:2	93-7276	1	Decal-Danger
15	95-8817-01	1	Cover-Battery, Inner
16	95-8853	1	Cable-Battery, Positive
17	95-8854	1	Cable-Battery, Negative
18	32144-4	2	Screw-HH
19	32148-6	2	Nut-Insert
20	99-3513	1	Tray-Battery
21	93-6668	1	Decal-Battery



Parking Brake Assembly

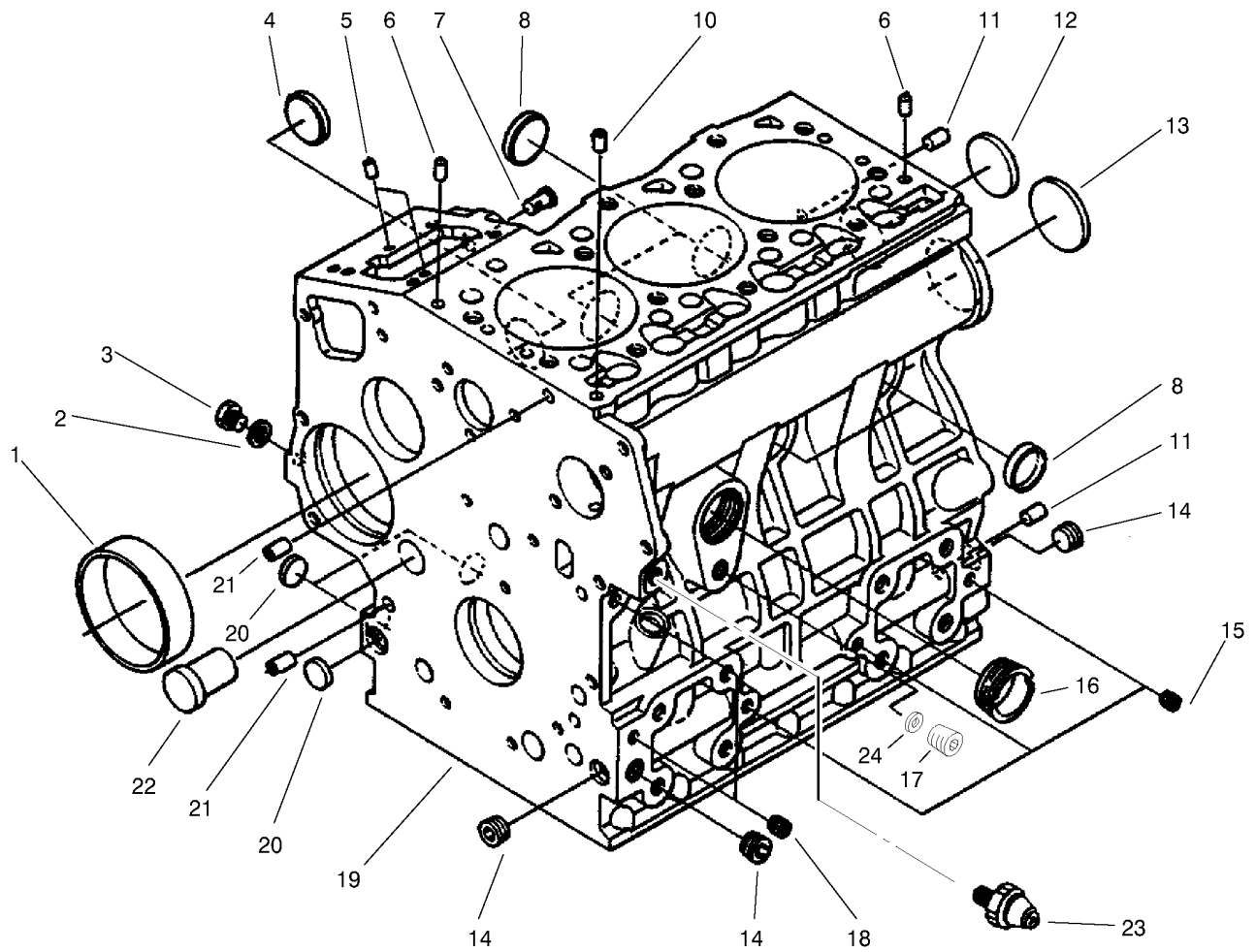
<i>Ref.</i>	<i>Part Number</i>	<i>Qty.</i>	<i>Description</i>	<i>Ref.</i>	<i>Part Number</i>	<i>Qty.</i>	<i>Description</i>
1	3269-5	4	Rivet-Pop	15	95-8681-03	2	Link-Brake, Parking
2	95-8707	1	Cover-Dash	16	283-62	1	Pin-Clevis
3	95-8763	2	Bracket-Hold Down, Cover	17	94-3829	1	Pin-Clevis
4	32128-43	2	Nut-Flange	18	87-2710	1	Lever-Brake
5	3234-1	2	Screw-HHF	19	87-4710	1	Spacer-Brake, Parking
6	95-8764-03	1	Support-Magnet	20	32105-21	2	Screw-Machine, HH
7	32144-10	4	Screw-HWH	21	95-8900	1	Switch
8	95-8765	2	Bracket-Strike, Magnet	22	99-3410	1	Switch
9	58-4250	2	Catch-Magnetic	23	3256-21	2	Washer-Flat
10	3256-23	1	Washer-Plain	24	3296-9	2	Nut-Lock NI
11	3296-42	1	Nut-Lock	25	321-9	1	Screw-HH
12	3272-10	1	Pin-Cotter	26	3272-6	1	Pin-Cotter
13	95-8684	1	Pad-Bumper	27	32128-32	2	Nut-HHF
14	3289-4	2	Screw-FH				



Lift Arm Kit Assembly

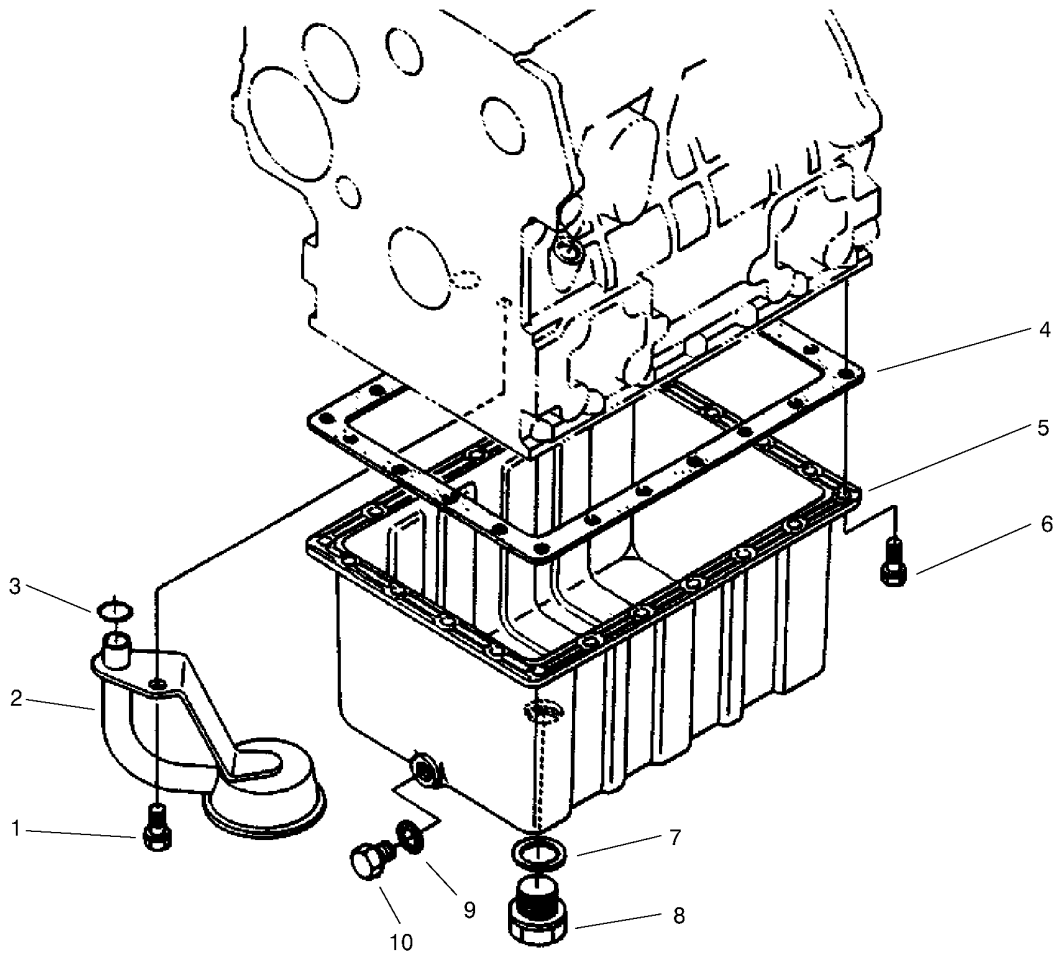
Ref.	Part Number	Qty.	Description	Ref.	Part Number	Qty.	Description
1	03220	1	Lift Arm Kit	2:1	95-8979	2	Shaft
1:1	95-8979	2	Shaft	*2:2	95-8550	1	RH Long Liftarm ASM ●
*1:2	95-8553	1	RH Short Liftarm ASM ●	2:2:2	302-5	1	Fitting-Lube
1:3	95-8554	1	LH Short Liftarm ASM	2:3	95-8551	1	LH Long Liftarm ASM
1:4	323-6	2	Screw-HH	2:3:2	302-5	1	Fitting-Lube
1:5	3-6781	2	Washer-Thrust	2:4	323-6	2	Screw-HH
1:6	283-71	2	Pin-Lynch	2:5	3-6781	2	Washer-Thrust
1:7	99-3506	2	Front Carrier Frame ASM	2:6	283-71	2	Pin-Lynch
1:7:2	94-3353	1	Decal-Point, Pinch	2:7	99-3507	2	Front Carrier Frame ASM
1:7:3	302-5	1	Fitting-Lube	2:7:2	94-3353	1	Decal-Point, Pinch
1:8	99-3508	1	Rear Carrier Frame ASM	2:7:3	302-5	1	Fitting-Lube
1:8:2	94-3353	1	Decal-Point, Pinch	2:8	99-3509	1	Rear Carrier Frame ASM
1:8:3	302-60	1	Fitting-Lube	2:8:2	94-3353	1	Decal-Point, Pinch
1:9	95-8936	1	Wear Strip	2:8:3	302-60	1	Fitting-Lube
1:10	3269-18	4	Pop Rivet-Steel	2:9	95-8936	1	Wear Strip
2	03221	1	Lift Arm Kit	2:10	3269-18	4	Pop Rivet-Steel

● * Not Illustrated



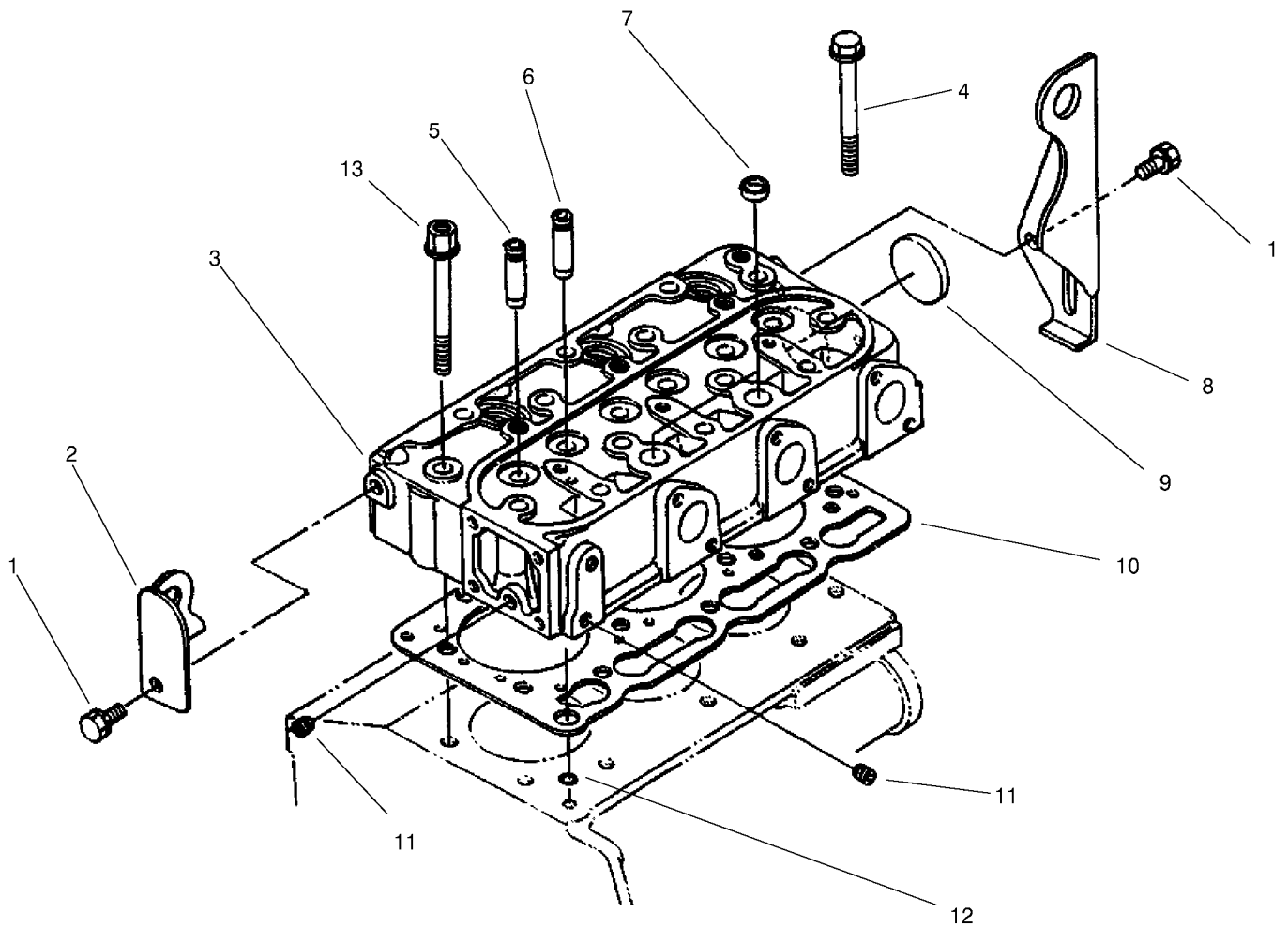
Crankcase Assembly

<i>Ref.</i>	<i>Part Number</i>	<i>Qty.</i>	<i>Description</i>
1	98-9656	1	Bushing-Gear, Governor
2	98-7428	1	Gasket
3	98-7507	1	Plug
4	98-9599	1	Plug
5	98-9375	2	Pin-Straight
6	98-9376	2	Pin-Straight
7	98-9630	1	Pin-Start Spring
8	98-9398	4	Cap-Sealing
10	98-9539	1	Pin-Pipe
11	98-9377	2	Pin-Straight
12	98-7540	1	Plug
13	98-9668	1	Plug-Expansion
14	98-9597	3	Plug
15	98-7539	3	Cap-Sealing
16	98-9667	1	Plug
17	99-3447	1	Plug-Pipe
18	98-7487	2	Plug
19	98-9604	1	Crankcase ASM (Incl. Ref. #1-8, 10-16,18 & 20-22)
20	98-9379	3	Plug-Expansion
21	98-9387	2	Pin-Pipe
22	98-9675	1	Plug
23	98-9416	1	Switch
24	99-3445	1	Gasket



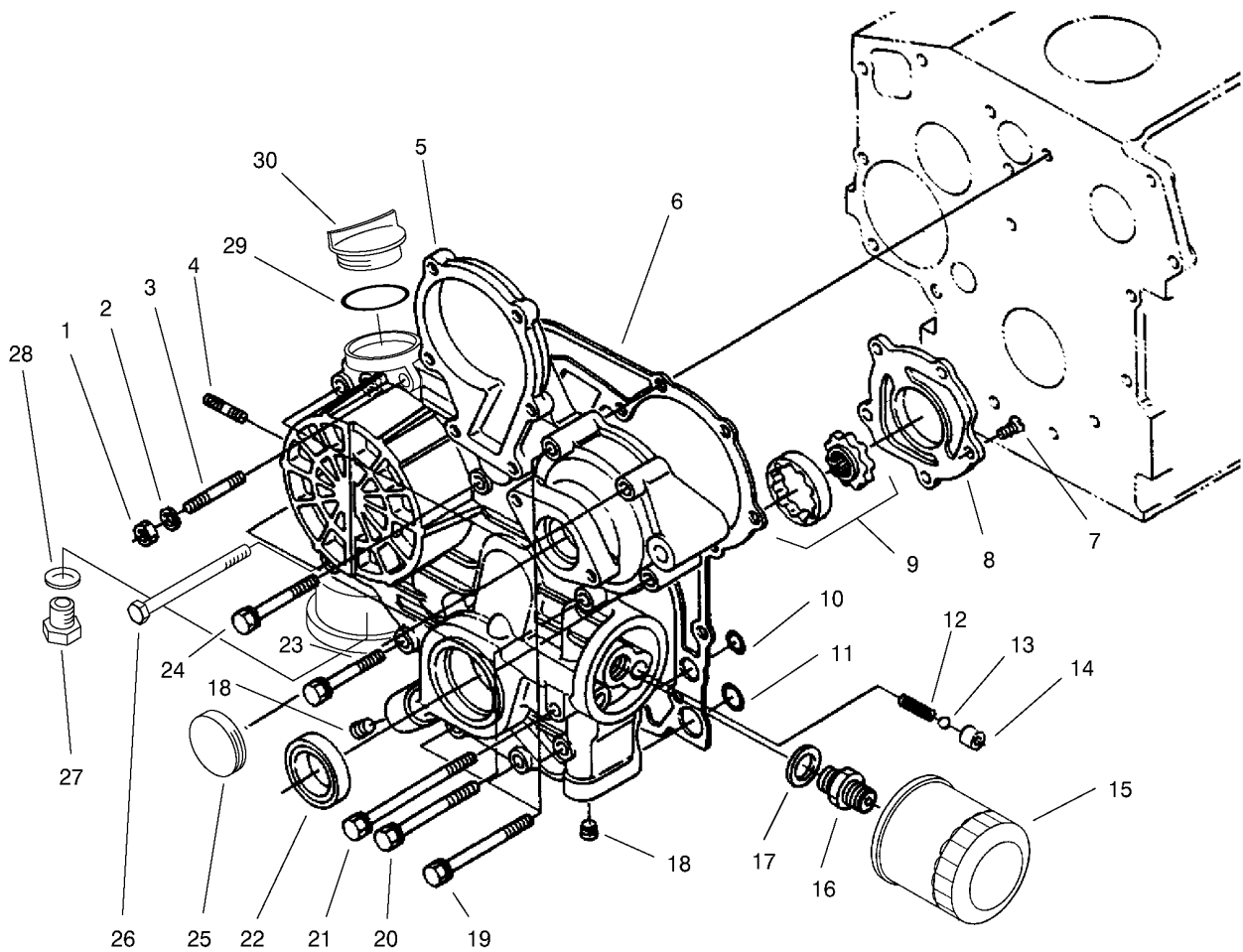
Oil Pan Assembly

<i>Ref.</i>	<i>Part Number</i>	<i>Qty.</i>	<i>Description</i>
1	98-9358	1	Bolt
2	98-9538	1	Filter-Oil
3	98-7527	1	O-Ring
4	98-9646	1	Gasket-Pan, Oil
5	98-9685	1	Oil Pan
6	98-9350	22	Bolt
7	98-9399	1	Gasket
8	98-7523	1	Plug-Drain
9	98-7524	1	Gasket
10	98-9386	1	Plug



Cylinder Head Assembly

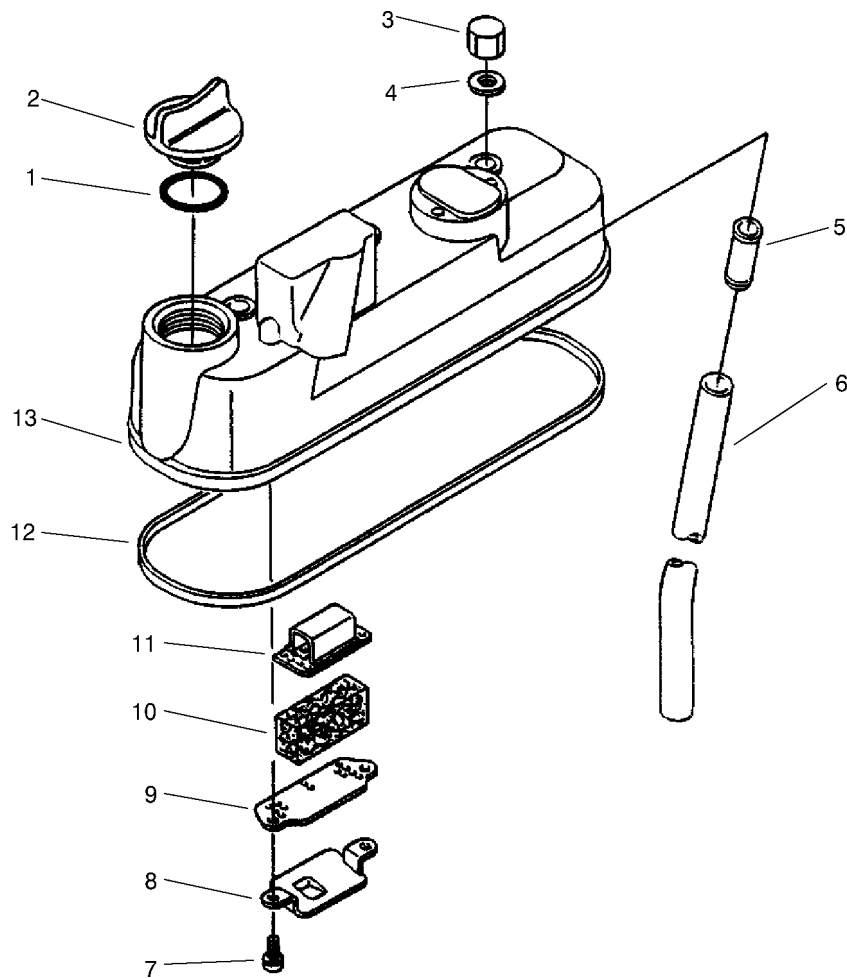
<i>Ref.</i>	<i>Part Number</i>	<i>Qty.</i>	<i>Description</i>
1	98-7585	2	Bolt
2	98-9477	1	Hook-Engine
3	99-8344	1	Cylinder Head ASM (Incl. Ref. #5-7, 9 &11)
4	98-9479	12	Bolt-Head, Cylinder
5	98-9499	3	Guide-Valve, Inlet
6	98-9500	3	Guide-Valve, Exhaust
7	98-9389	2	Cap-Sealing
8	98-9478	1	Hook-Engine
9	98-9395	1	*obs* Cap-Sealing
10	98-9613	1	Gasket-Head, Cylinder
11	98-7540	2	Plug
12	98-7509	1	O-Ring
13	98-9647	2	Bolt-Head, Cylinder



Gear Case and Oil Filter Assembly

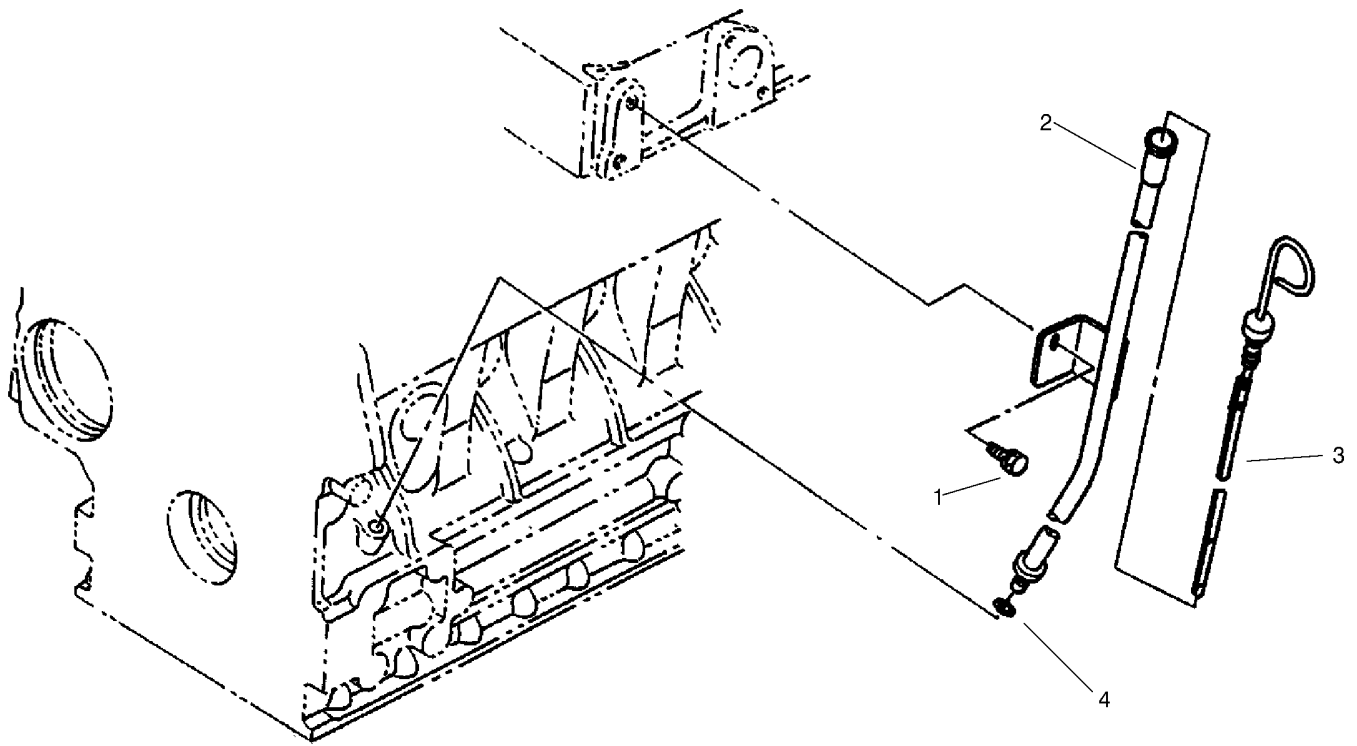
<i>Ref.</i>	<i>Part Number</i>	<i>Qty.</i>	<i>Description</i>
1	98-7572	1	Nut
2	98-9367	1	Washer-Lock
3	98-9363	1	Stud
4	98-9362	2	Stud
5	99-3462	1	Gear Case ASM (Incl. Ref. #7-9, 12-14 & 16-18)
6	98-9633	1	Gasket-Case, Gear
7	98-9592	5	Screw
8	98-9541	1	Cover-Pump, Oil
9	98-9540	1	Oil Pump Rotor ASM
10	98-9372	2	O-Ring
11	98-7547	2	O-Ring
12	98-9544	1	Spring
13	98-9380	1	Ball
14	98-9543	1	Seal-Valve
15	99-8384	1	Oil Cartridge ASM

<i>Ref.</i>	<i>Part Number</i>	<i>Qty.</i>	<i>Description</i>
16	98-9388	1	Joint-Pipe
17	98-7562	1	Washer-Flat
18	98-9598	2	Plug
19	98-9356	2	Bolt
20	98-9355	4	Bolt
21	99-3510	2	Bolt
22	98-9482	1	Seal-Oil
23	98-9437	1	Bolt
24	98-7496	3	Bolt
25	99-3515	1	Plug-Case, Gear
26	99-3511	1	Bolt
27	99-3450	1	Plug
28	99-3451	1	Packing-Plug
29	98-7430	1	O-Ring
30	98-9449	1	Plug-Filler, Oil



Head Cover Assembly

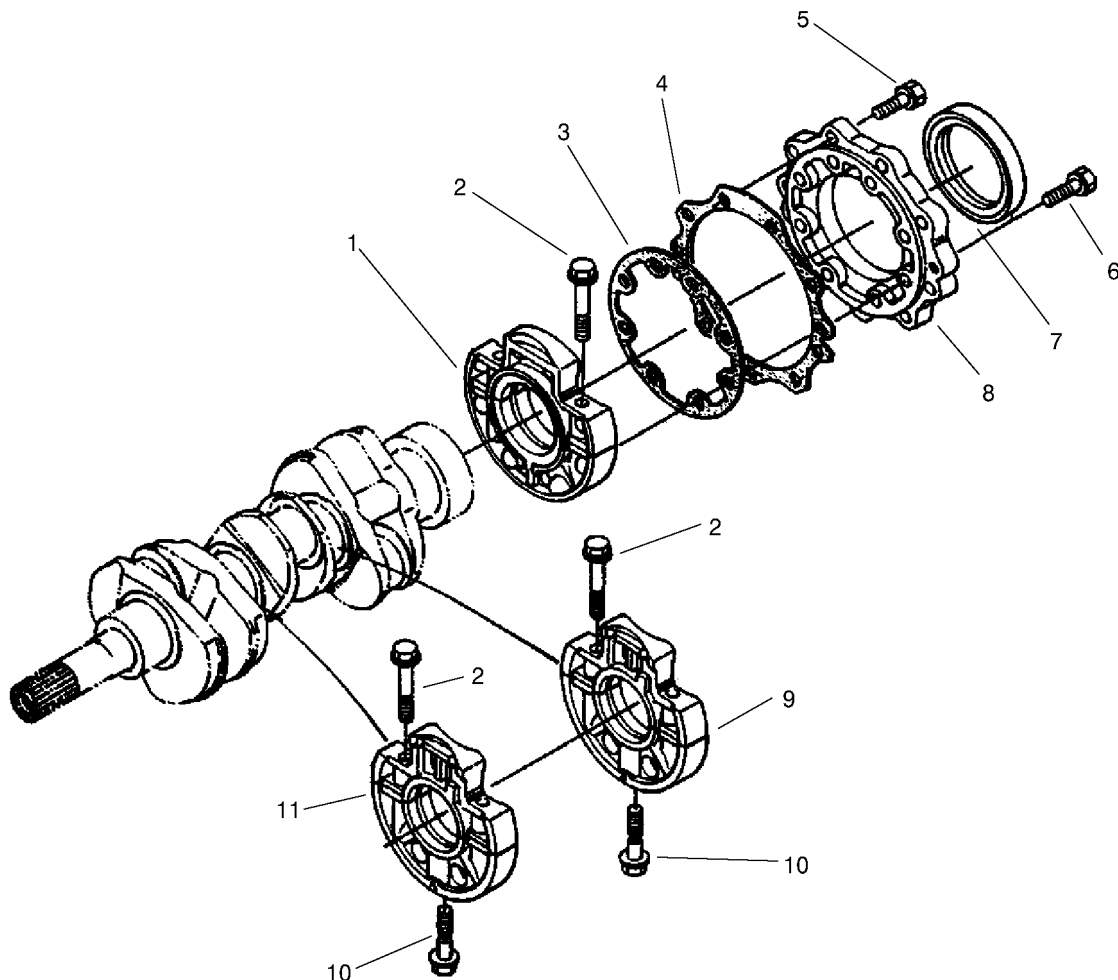
<i>Ref.</i>	<i>Part Number</i>	<i>Qty.</i>	<i>Description</i>
1	98-7430	1	O-Ring
2	98-9449	1	Plug-Filler, Oil
3	98-9455	3	Nut-Cap
4	98-9454	3	Gasket
5	98-9492	1	Joint-Pipe, Breather
6	98-9491	1	Pipe-Breather
7	98-9364	2	Screw W/Washer
8	98-9490	1	Breather-Shield, Oil
9	98-9488	1	Plate-Element, Breather
10	98-9493	1	Element-Breather
11	98-9489	1	Plate-Element, Breather
12	98-9615	1	Gasket-Cover, Head
13	98-9614	1	Cylinder Head Cover ASM (Incl. Ref. #5 & 7-12)



Dipstick and Guide Assembly

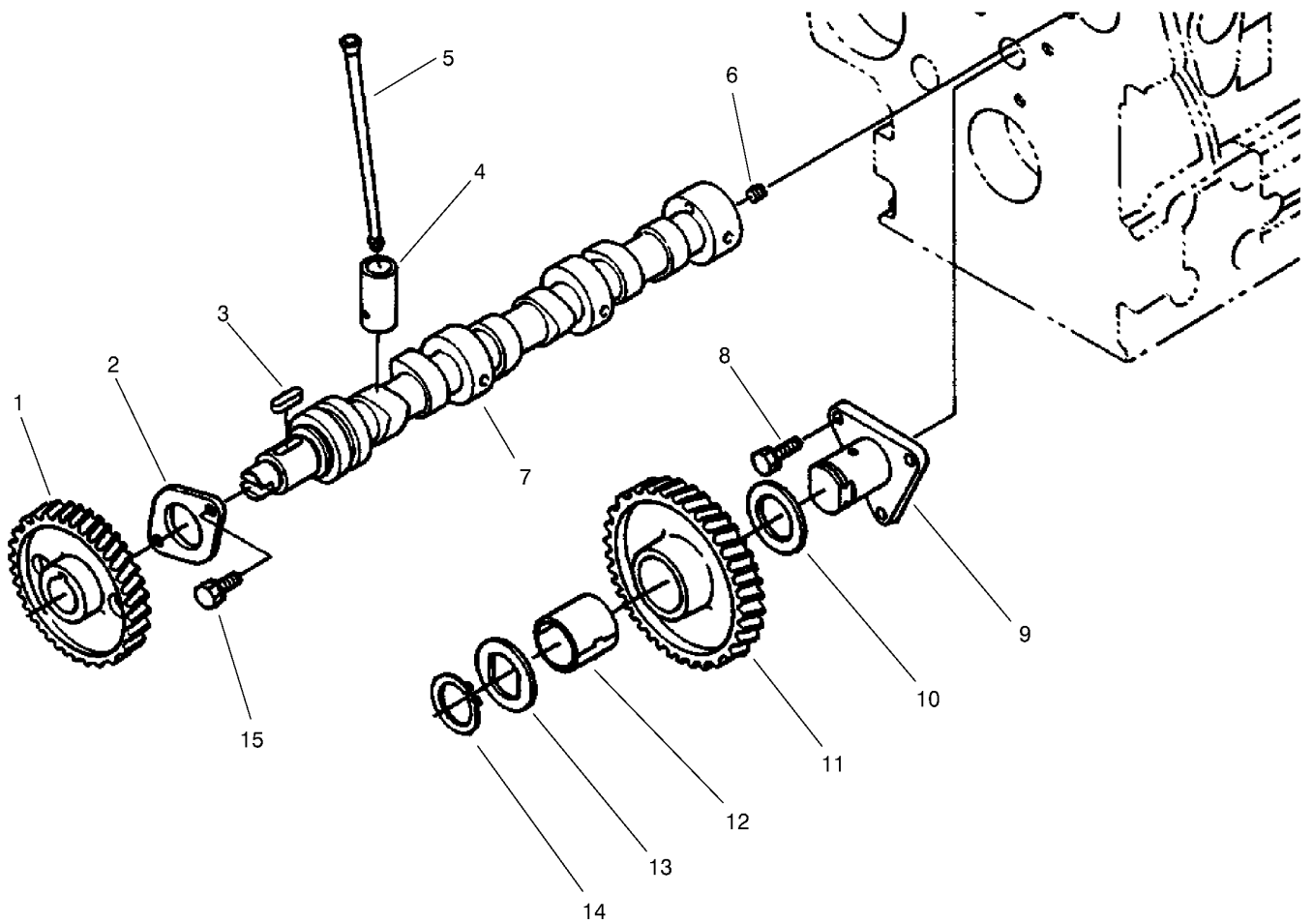
<i>Ref.</i>	<i>Part Number</i>	<i>Qty.</i>	<i>Description</i>
1	98-7585	1	Bolt
2	98-9671	1	Guide-Gauge, Oil
3	98-9670	1	Gauge-Oil
4	98-9374	1	*obs* O-Ring
*	98-9672	1	Oil Gauge Guide ASM (Incl. Ref. #2 & 4)●

● * Not Illustrated



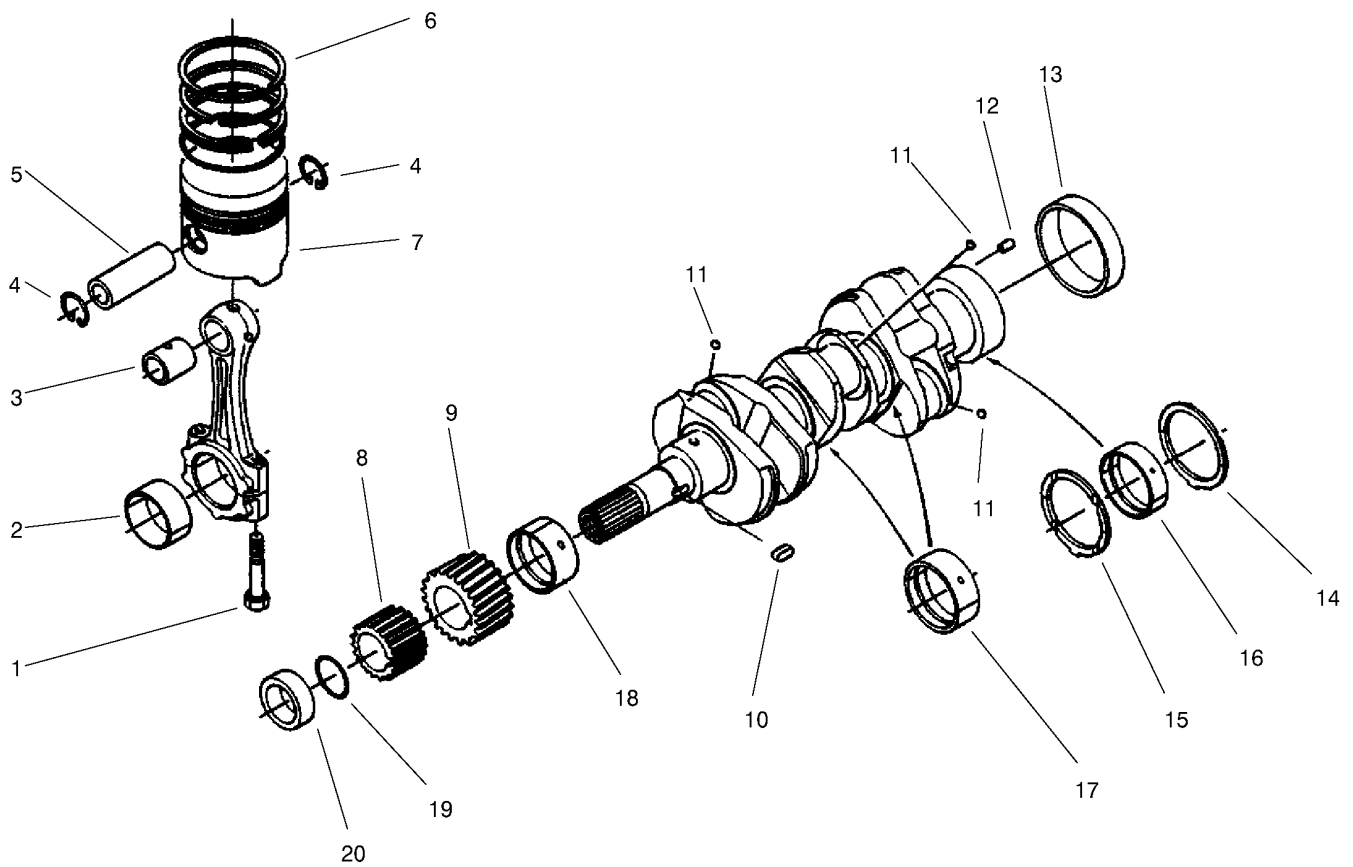
Main Bearing Case Assembly

<i>Ref.</i>	<i>Part Number</i>	<i>Qty.</i>	<i>Description</i>
1	99-8345	1	Main Bearing Case ASM
2	98-9484	6	Bolt-Case, Bearing
3	98-9634	1	Gasket-Case, Bearing
4	98-9635	1	Gasket-Case, Bearing Cover
5	98-7568	9	Bolt
6	98-9352	8	Bolt
7	98-9483	1	Seal-Oil
8	98-9487	1	Cover-Case, Bearing
9	98-9607	1	Main Bearing Case ASM (Incl. Ref. #2 & 10)
10	98-9485	2	Bolt-Case, Bearing
11	98-9606	1	Main Bearing Case ASM (Incl. Ref. #2 & 10)



Camshaft Assembly

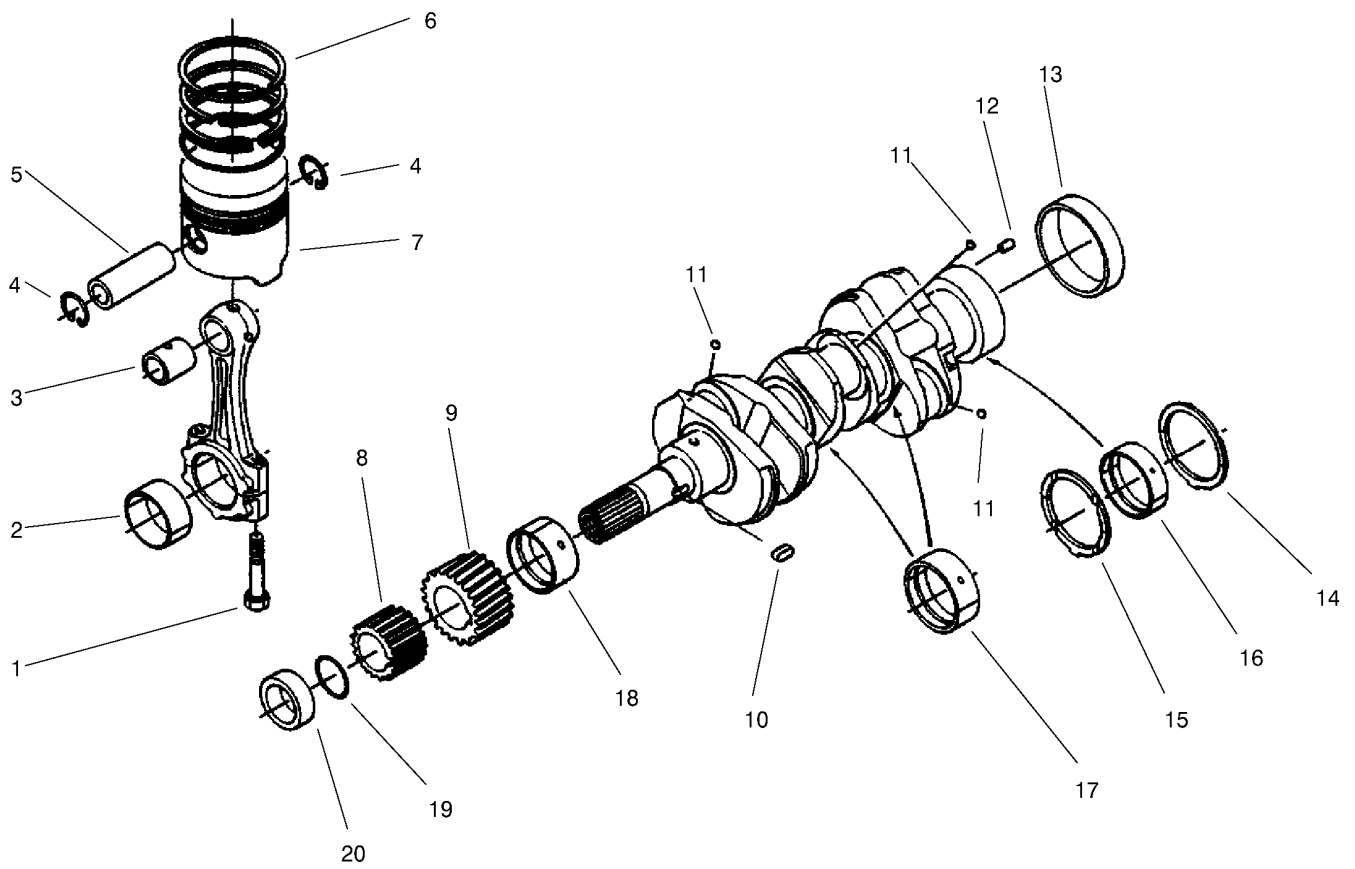
<i>Ref.</i>	<i>Part Number</i>	<i>Qty.</i>	<i>Description</i>
1	98-9512	1	Gear-Cam
2	98-9510	1	Stopper-Camshaft
3	98-9378	1	Key-Feather
4	98-9616	6	Tappet
5	98-9509	6	Push Rod
6	98-7449	1	Screw-Set
7	98-9617	1	Camshaft ASM (Incl. Ref. #1-3, 6 & 15)
8	98-7692	3	Bolt
9	98-9533	1	Shaft-Gear, Idle
10	98-9535	1	Collar-Gear, Idle
11	98-9649	1	Idle Gear ASM (Incl. Ref. #8-14)
12	98-9650	1	Bushing-Gear, Idle
13	98-9536	1	Collar-Gear, Idle
14	98-9534	1	Circlip-Gear, Idle
15	98-9351	2	Bolt



Piston and Crankshaft Assembly

Ref.	Part Number	Qty.	Description	Ref.	Part Number	Qty.	Description
1	98-9517	6	Bolt-Connecting Rod	15	98-9688	2	Metal-Side (Std.)
2	98-9553	3	Metal-Crankpin (Std.)	15	98-9689	2	Metal-Side (0.2Mm Oversize)
2	98-9519	3	Metal-Crankpin (0.2Mm Undersize)	15	98-9690	2	Metal-Side (0.4Mm Oversize)
2	98-9520	3	Metal-Crankpin (0.4Mm Undersize)	16	98-9556	1	Metal-Crankshaft (Std)
3	98-9515	3	Bushing-Piston Pin	16	98-9526	1	Metal-Crankshaft (0.2Mm Undersize)
4	98-9514	6	Circlip-Pin, Piston	16	98-9527	1	Metal-Crankshaft (0.4Mm Undersize)
5	98-9513	3	Pin-Piston	17	98-9555	2	Metal-Crankshaft (Std Set)
6	98-9618	3	Piston Ring ASM (Std.)	17	98-9530	2	Metal-Crankshaft (0.2Mm Undersize Set)
6	98-9619	3	Piston Ring ASM (0.5Mm Oversize)	17	98-9531	2	Metal-Crankshaft (0.4Mm Undersize Set)
7	98-9550	3	Piston (Std.)	18	98-9554	1	Metal-Crankshaft (Std)
7	98-9470	3	Piston (0.5Mmoversize)	18	98-9528	1	Metal-Crankshaft (0.2Mm Undersize)
8	98-9542	1	Gear-Drive, Oil Pump	18	98-9529	1	Metal-Crankshaft (0.4Mm Undersize)
9	98-9532	1	Gear-Crankshaft	19	98-9373	1	O-Ring
10	98-9666	1	Key	20	98-9521	1	Collar-Crankshaft
11	98-7473	3	Ball				
12	98-9375	1	Pin-Straight				
13	98-9522	1	Sleeve-Crankshaft				
14	98-9413	2	Metal-Side (Std.)				
14	98-9414	2	Metal-Side (0.2Mm Oversize)				
14	98-9415	2	Metal-Side (0.4Mm Oversize)				

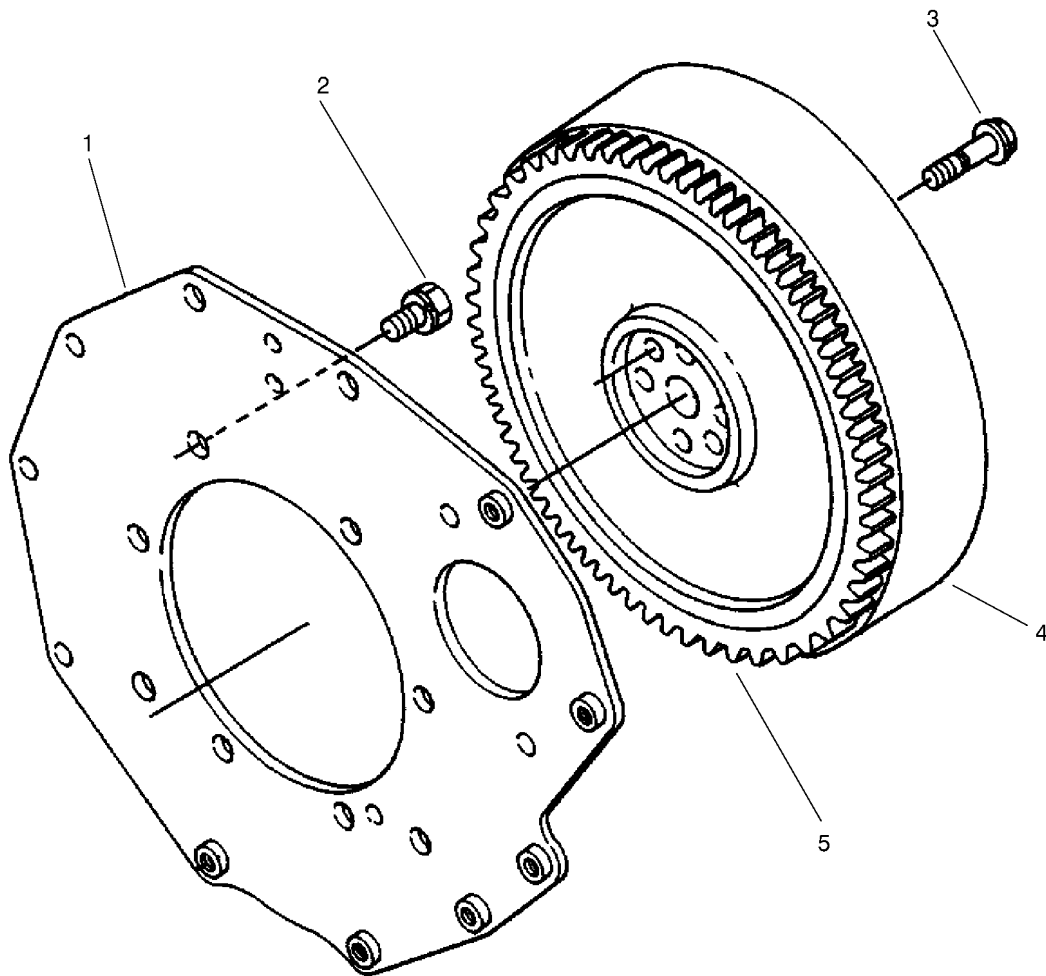
● * Not Illustrated.



Piston and Crankshaft Assembly (continued)

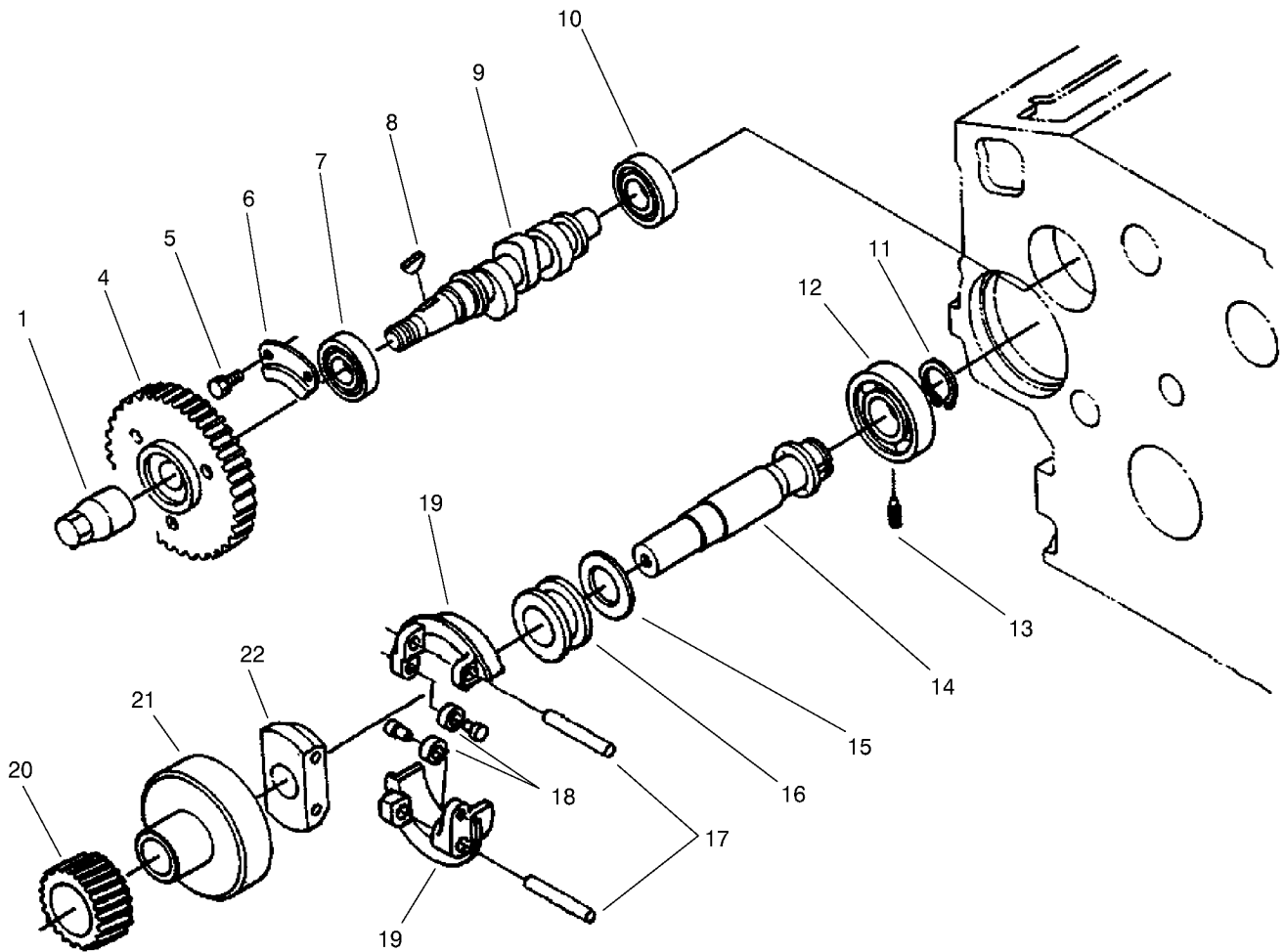
<i>Ref.</i>	<i>Part Number</i>	<i>Qty.</i>	<i>Description</i>
*	98-9552	3	Connecting Rod ASM (Incl. Ref. #1-3) ●
*	98-9642	1	Crankshaft ASM (Incl. Ref. #8-13) ●

● * Not Illustrated.



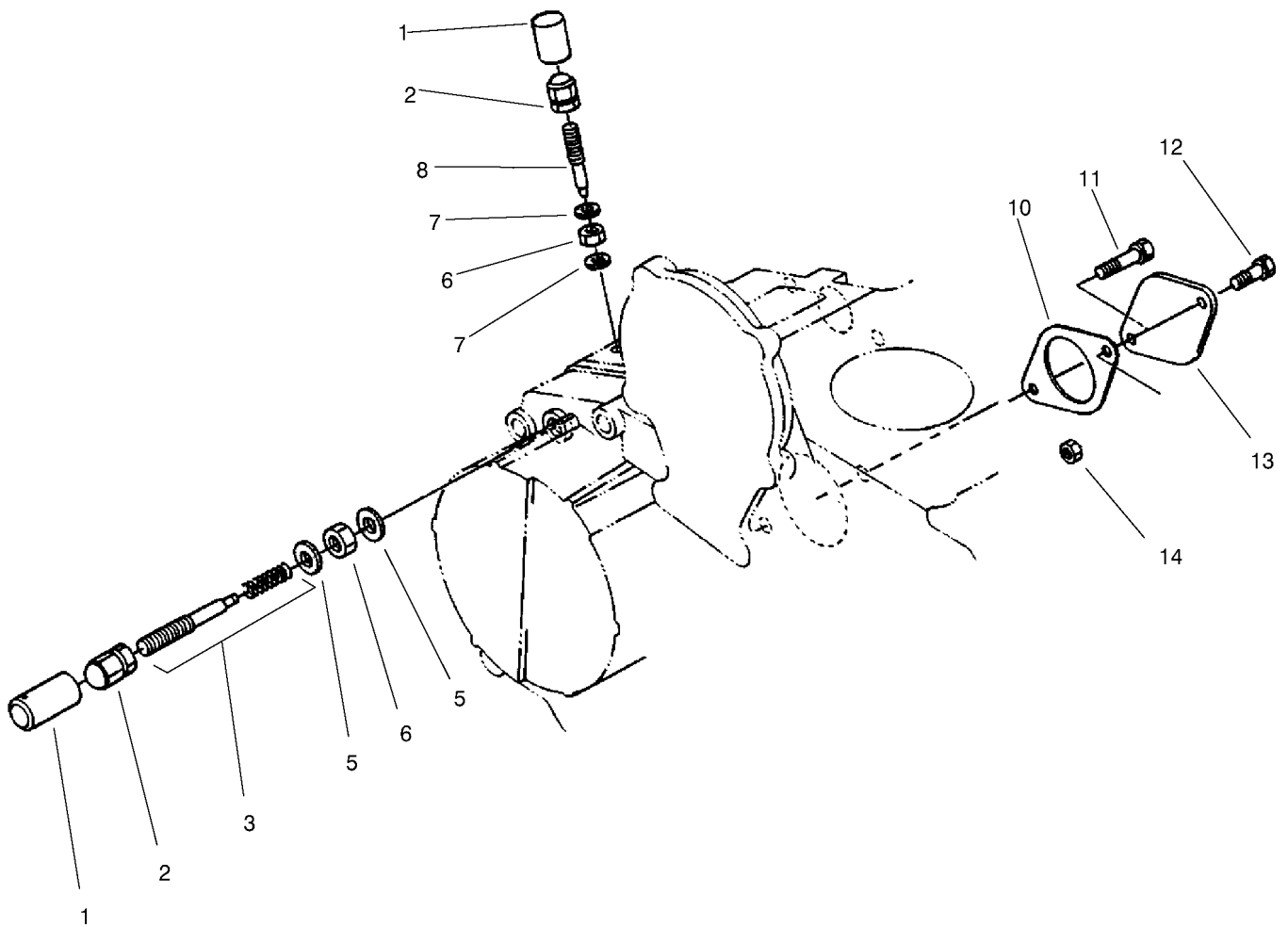
Flywheel Assembly

<i>Ref.</i>	<i>Part Number</i>	<i>Qty.</i>	<i>Description</i>
1	98-9486	1	Plate-End, Rear
2	98-9392	8	Bolt
3	98-9537	6	Bolt-Flywheel
4	98-9691	1	Flywheel ASM (Incl. Ref. #5)
5	98-9394	1	Gear-Ring



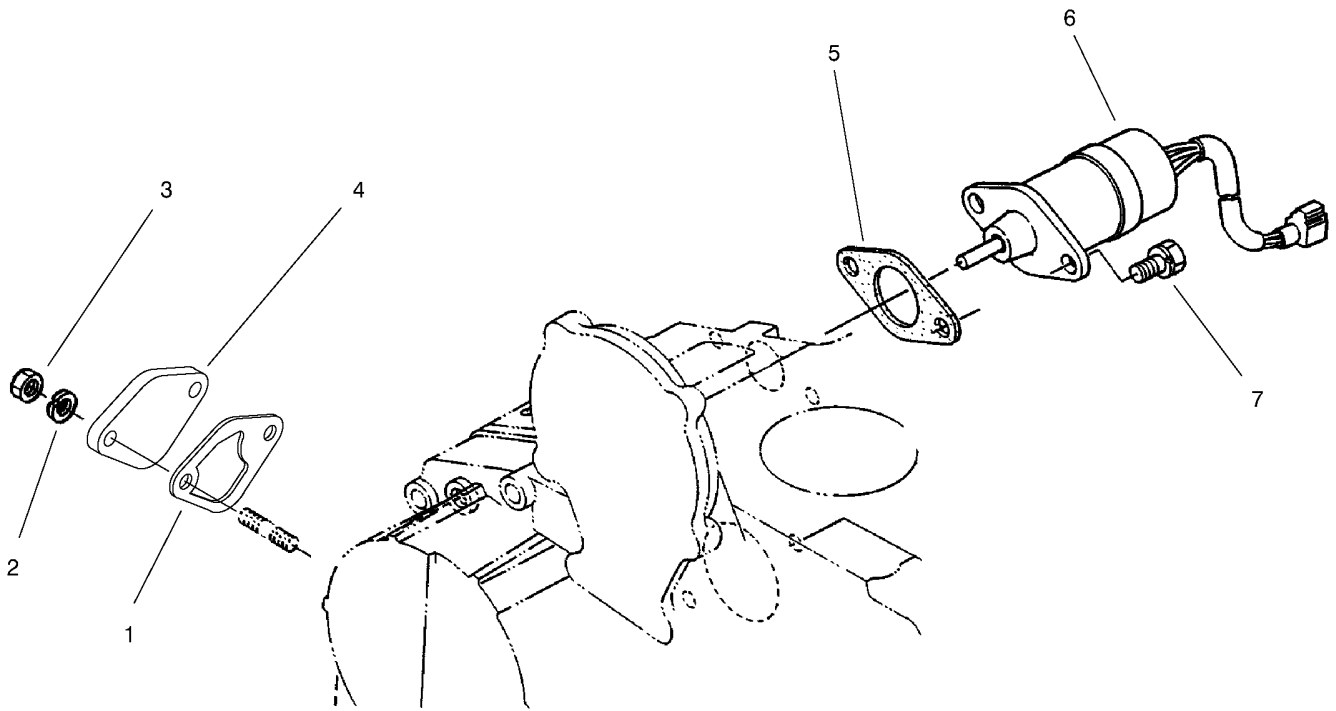
Fuel Camshaft Assembly

Ref.	Part Number	Qty.	Description
1	98-9590	1	Nut-Cap
4	98-9669	1	Gear-Injection Pump
5	98-9350	2	Bolt
6	98-9511	1	Stopper-Fuel, Camshaft
7	98-9383	1	Bearing-Ball
8	98-9595	1	Key-Woodruff
9	98-9459	1	Camshaft-Fuel
10	98-9382	1	Bearing-Ball
11	98-9657	1	Clip-Circular, Gov. Shaft
12	98-9381	1	Bearing-Ball
13	98-9565	1	Screw-Set
14	98-9644	1	Governor Shaft ASM (Incl. Ref.#12 & 14-22)
15	98-9564	1	Washer-Thrust
16	98-9563	1	Sleeve-Governor
17	98-9560	2	Shaft-Weight, Governor
18	98-9692	2	Roller
19	98-9559	2	Governor Weight ASM
20	98-9673	1	Gear-Governor
21	98-9562	1	Holder-Gear, Governor
22	98-9561	1	Holder-Gear, Governor



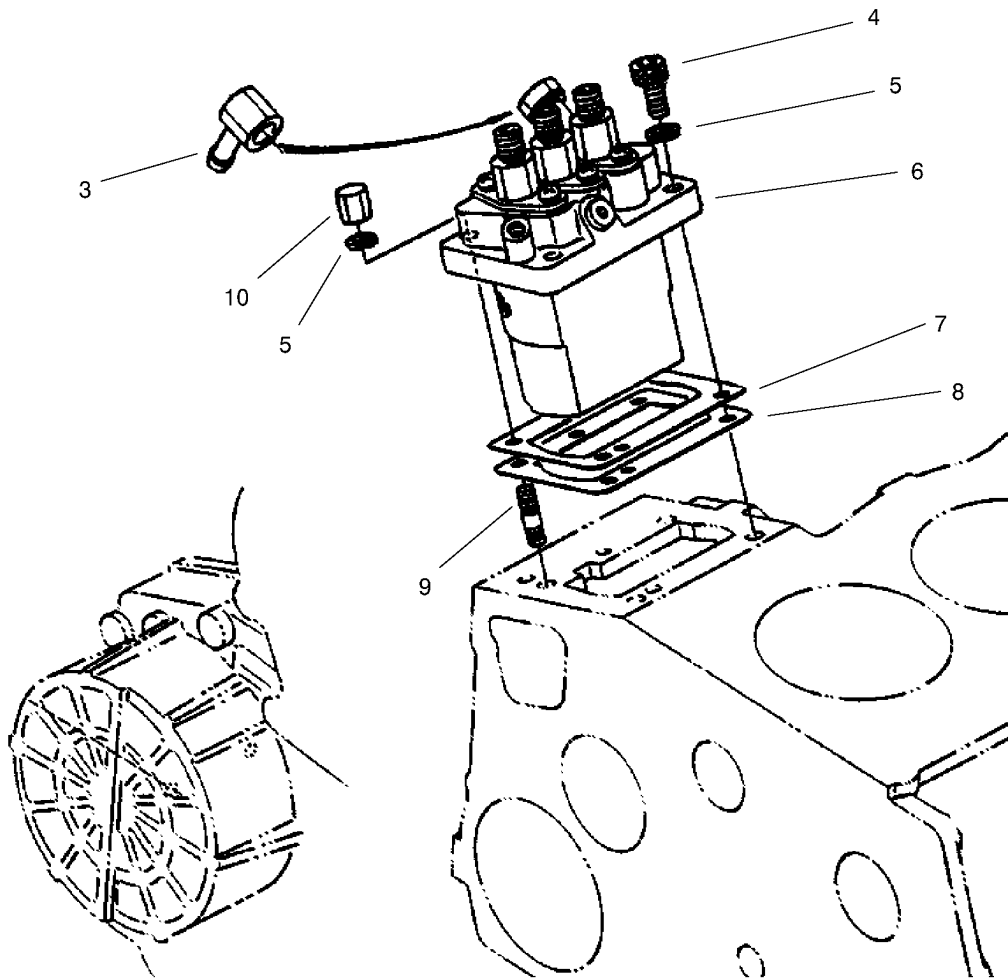
Engine Stop Lever Assembly

<i>Ref.</i>	<i>Part Number</i>	<i>Qty.</i>	<i>Description</i>
1	99-3465	2	Cap
2	98-9441	2	Nut-Cap
3	99-3458	1	Adjusting ASM
5	98-7654	2	Gasket
6	98-9439	2	Nut
7	98-7654	2	Gasket
8	98-9557	1	Bolt-Adjusting
10	98-9674	1	Packing
11	98-7645	1	Bolt
12	98-9359	1	Bolt
13	98-9640	1	Cover-Pump
14	98-7534	1	Nut



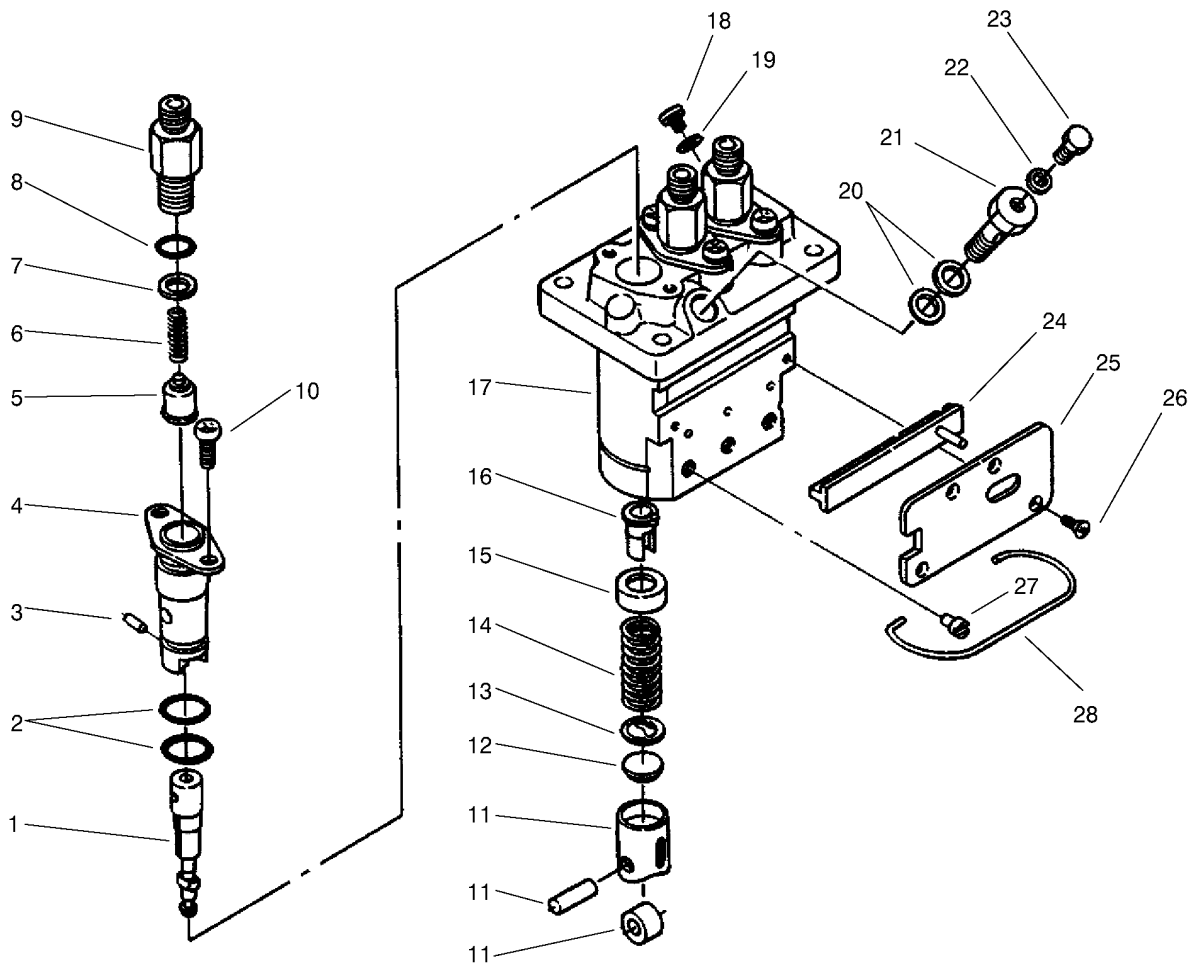
Stop Solenoid and Fuel Pump Assembly

<i>Ref.</i>	<i>Part Number</i>	<i>Qty.</i>	<i>Description</i>
1	98-9636	1	Gasket-Pump, Fuel
2	98-9367	2	Washer-Lock
3	98-7572	2	Nut
4	99-3514	1	Cover
5	98-9683	1	Gasket-Cover, Solenoid
6	98-9693	1	Solenoid-Stop
7	98-9351	2	Bolt



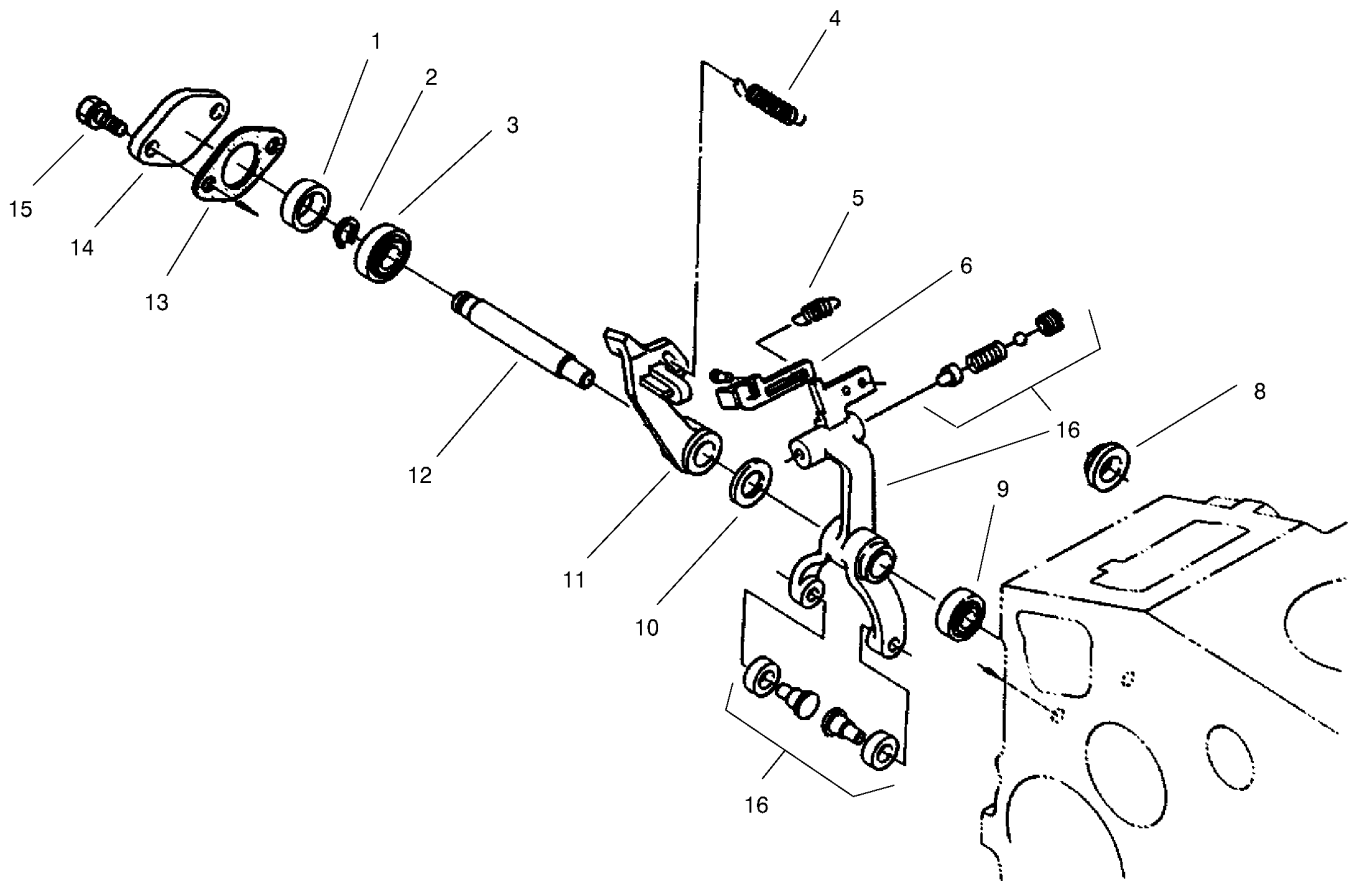
Injection Pump Assembly

<i>Ref.</i>	<i>Part Number</i>	<i>Qty.</i>	<i>Description</i>
3	98-9596	1	Joint-Eye
4	98-9361	2	Bolt
5	98-9367	4	Washer-Lock
6	98-9643	1	Injection Pump ASM
7	98-9456	1	Shim-Injection (0.2Mm)
7	98-9457	1	Shim-Injection (0.25Mm)
8	98-9458	1	Shim-Injection (0.30Mm)
9	98-9438	2	Stud
10	98-9440	2	Nut-Cap



Injection Pump Assembly (Continued)

<i>Ref.</i>	<i>Part Number</i>	<i>Qty.</i>	<i>Description</i>	<i>Ref.</i>	<i>Part Number</i>	<i>Qty.</i>	<i>Description</i>
1	98-9462	3	Element-Pump	16	98-9432	3	Sleeve-Control
2	98-9423	6	O-Ring	17	98-9643	1	Injection Pump ASM (Incl. Ref. #1-16 & 18-28)
3	98-9443	3	Pin-Joint	18	98-9466	1	Plug
4	98-9434	3	Flange-Sleeve	19	98-9451	1	Gasket
5	98-9421	3	Valve-Delivery	20	98-9445	2	Gasket
6	98-9424	3	Spring-Valve, Delivery	21	98-9464	1	Bolt-Joint
7	98-9425	3	Gasket-Valve, Delivery	22	98-9446	1	Gasket
8	98-9447	3	O-Ring	23	98-9430	1	Screw
9	98-9652	3	Holder-Valve, Delivery	24	98-9463	1	Rack-Control
10	98-9452	6	Screw	25	98-9465	1	Plate
11	98-9422	3	Tappet ASM	26	98-9442	4	Screw
12	98-9433	3	Shim	27	98-9426	3	Pin-Guide, Tappet
13	98-9429	3	Seat-Spring, Lower	28	98-9450	1	Pin-Clamp
14	98-9428	3	Spring-Plunger				
15	98-9427	3	Seat-Spring, Upper				

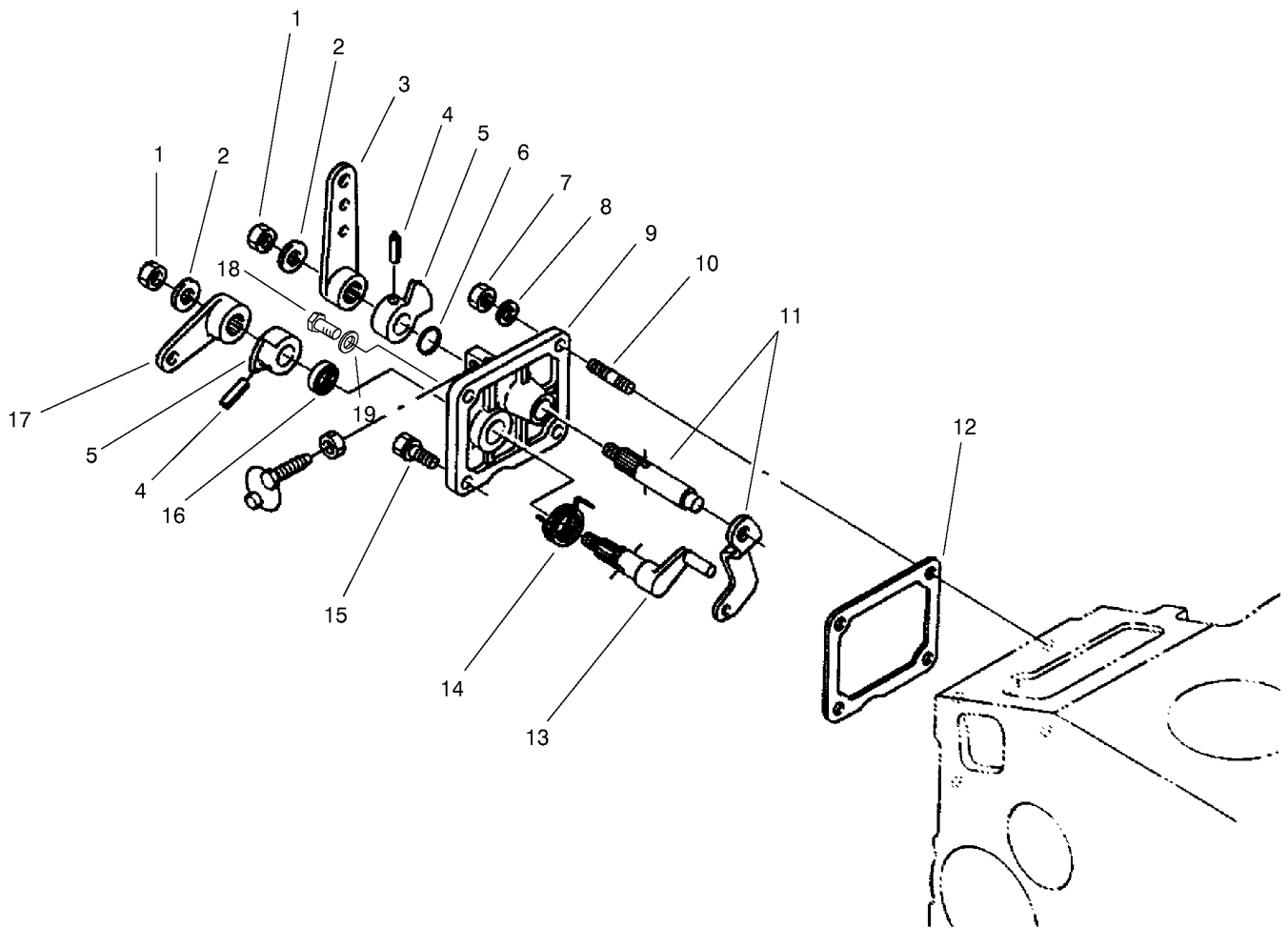


Governor Assembly

Ref.	Part Number	Qty.	Description
1	98-9567	1	Collar
2	98-9369	1	Clip-Circular, External
3	98-9570	1	Bearing-Miniature
4	99-3459	1	Spring-Governor
5	98-9645	1	Spring-Start
6		1	Lever-Thrust ●
8	98-9568	1	Collar
9	98-9571	1	Bearing-Miniature
10	98-9593	1	Washer-Flat
11	98-9659	1	Lever-Fork
12	98-9566	1	Shaft-Lever, Fork
13	98-9682	1	Gasket
14	98-9569	1	Cover-Shaft, Fork Lever
15	98-9351	2	Bolt
16		1	Complete Lever & Fork
*	99-3452	1	Lever & Fork ASM (Incl. Ref. #2, 3, 6, 10-12 & 16) ■

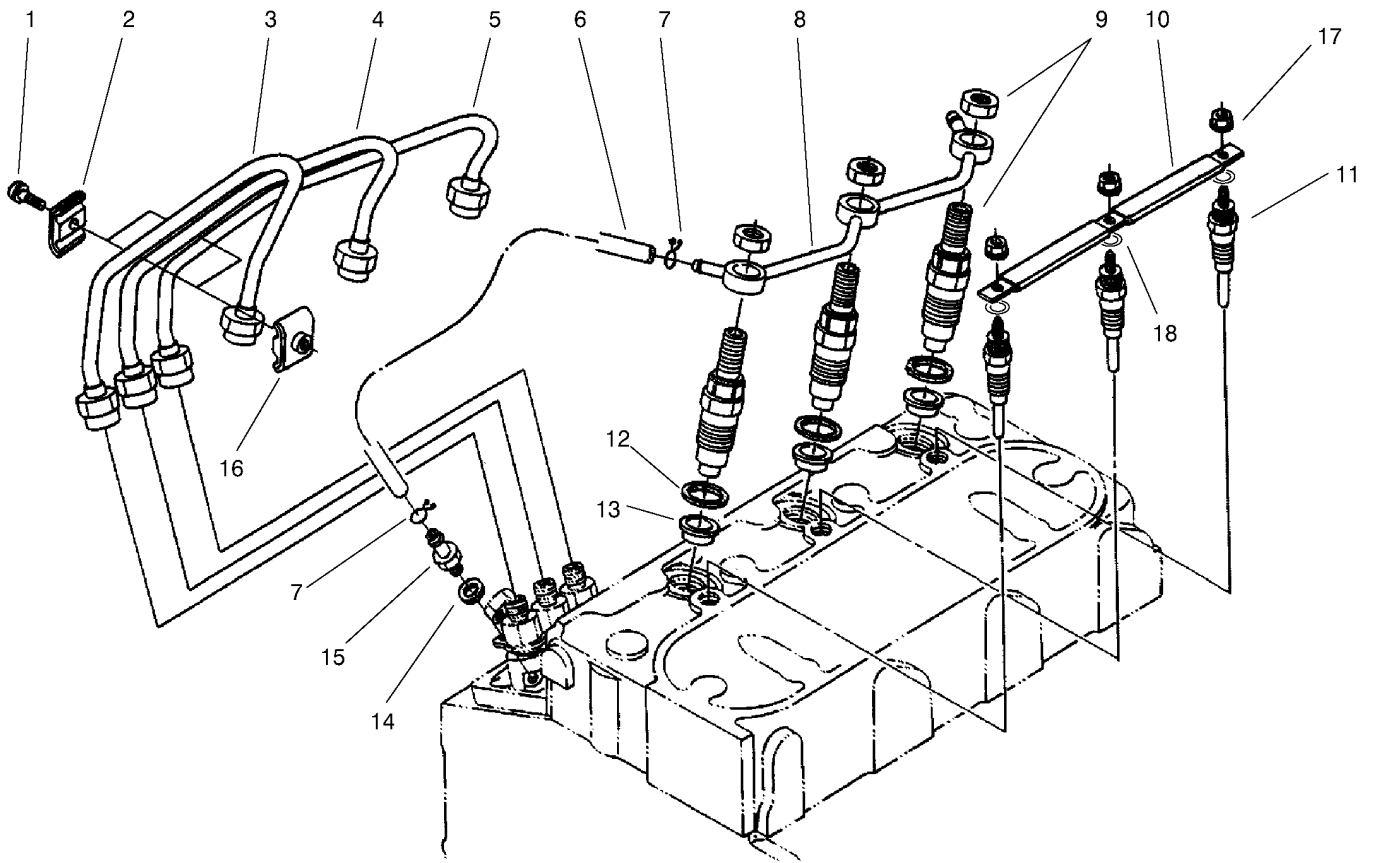
● à Not Serviced

■ * Not Illustrated



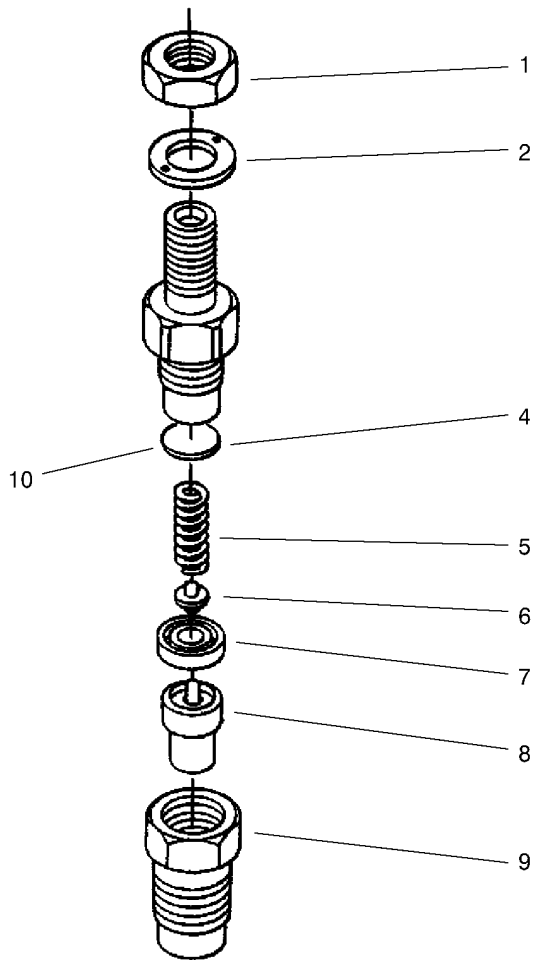
Speed Control Plate Assembly

<i>Ref.</i>	<i>Part Number</i>	<i>Qty.</i>	<i>Description</i>
1	98-9589	2	Nut
2	98-9594	2	Washer-Flat
3	98-9662	1	Lever-Control, Speed
4	98-7602	2	Pin-Spring
5	98-9572	2	Lever-Control, Speed
6	98-9371	1	O-Ring
7	98-7572	2	Nut
8	98-9367	2	Washer-Lock
9	98-9661	1	Control Plate ASM (Incl. Ref. #1-6, 11, 13, 14, 16 &17)
10	98-9362	2	Stud
11	98-9658	1	Governor Lever ASM
12	98-9637	1	Gasket
13	98-9664	1	Shaft-Lever, Stop
14	98-9472	1	Spring-Return
15	98-7692	1	Bolt
16	98-7601	1	Seal-Oil
17	98-9663	1	Lever-Stop, Engine
18	99-8348	1	Bolt
19	98-7654	1	Gasket



Nozzle Holder and Glow Plug Assembly

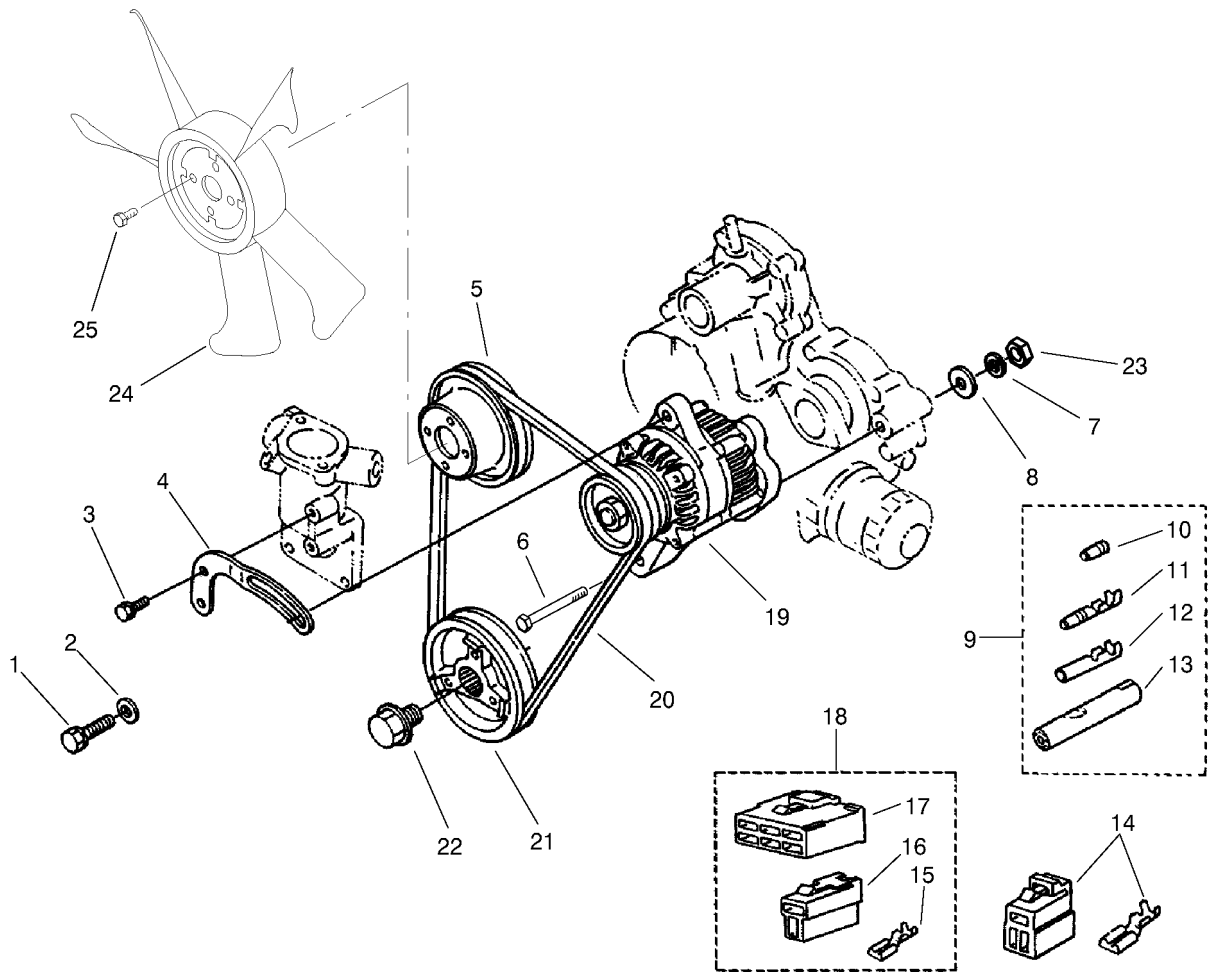
<i>Ref.</i>	<i>Part Number</i>	<i>Qty.</i>	<i>Description</i>
1	98-7684	2	Screw W/Washer
2	98-7683	2	Clamp-Pipe
3	99-3460	1	Pipe-Injection
4	98-9654	1	Pipe-Injection
5	98-9655	1	Pipe-Injection
6	98-9624	1	Overflow Pipe ASM (Incl. Ref. #7)
7	98-7671	2	Clip-Pipe
8	98-9621	1	Overflow Pipe ASM
9	98-9468	3	Nozzle Holder ASM
10	98-9631	1	Cord-Glow Plug
11	98-9623	3	Plug-Glow
12	98-7676	3	Gasket
13	98-9694	3	Seat-Heat
14	98-7654	1	Gasket
15	98-9431	1	Screw-Bleed, Air
16	98-7682	2	Clamp-Pipe
17	99-8377	3	Nut-Flange
18	99-8378	3	Washer-Plain



Nozzle Holder Assembly

Ref.	Part Number	Qty.	Description
1	99-8301	3	Nut
2	99-8307	3	Washer
4	99-8302	3	Washer-Adjusting
5	99-8303	3	Spring-Nozzle
6	99-8305	3	Rod-Push
7	99-8304	3	Piece-Distance
8	99-8308	3	Piece-Nozzle
9	99-8306	3	Nut-Nozzle
10	99-8309	3	Adjusting Washer ASM
*	99-8310	3	Washer-Adj. (0.10Mm) ●
*	99-8311	3	Washer-Adj. (0.20Mm) ●
10	99-8312	3	Washer-Adj. (0.30Mm)
*	99-8313	3	Washer-Adj. (0.40Mm) ●
*	99-8314	3	Washer-Adj. (0.50Mm) ●
*	99-8315	3	Washer-Adj. (0.52Mm) ●
*	99-8316	3	Washer-Adj. (0.54Mm) ●
*	99-8317	3	Washer-Adj. (0.56Mm) ●
*	99-8318	3	Washer-Adj. (0.58Mm) ●
*	99-8319	3	Washer-Adj. (0.80Mm) ●
*	98-9468	3	Nozzle Holder ASM (Incl. Ref. #1-9) ●

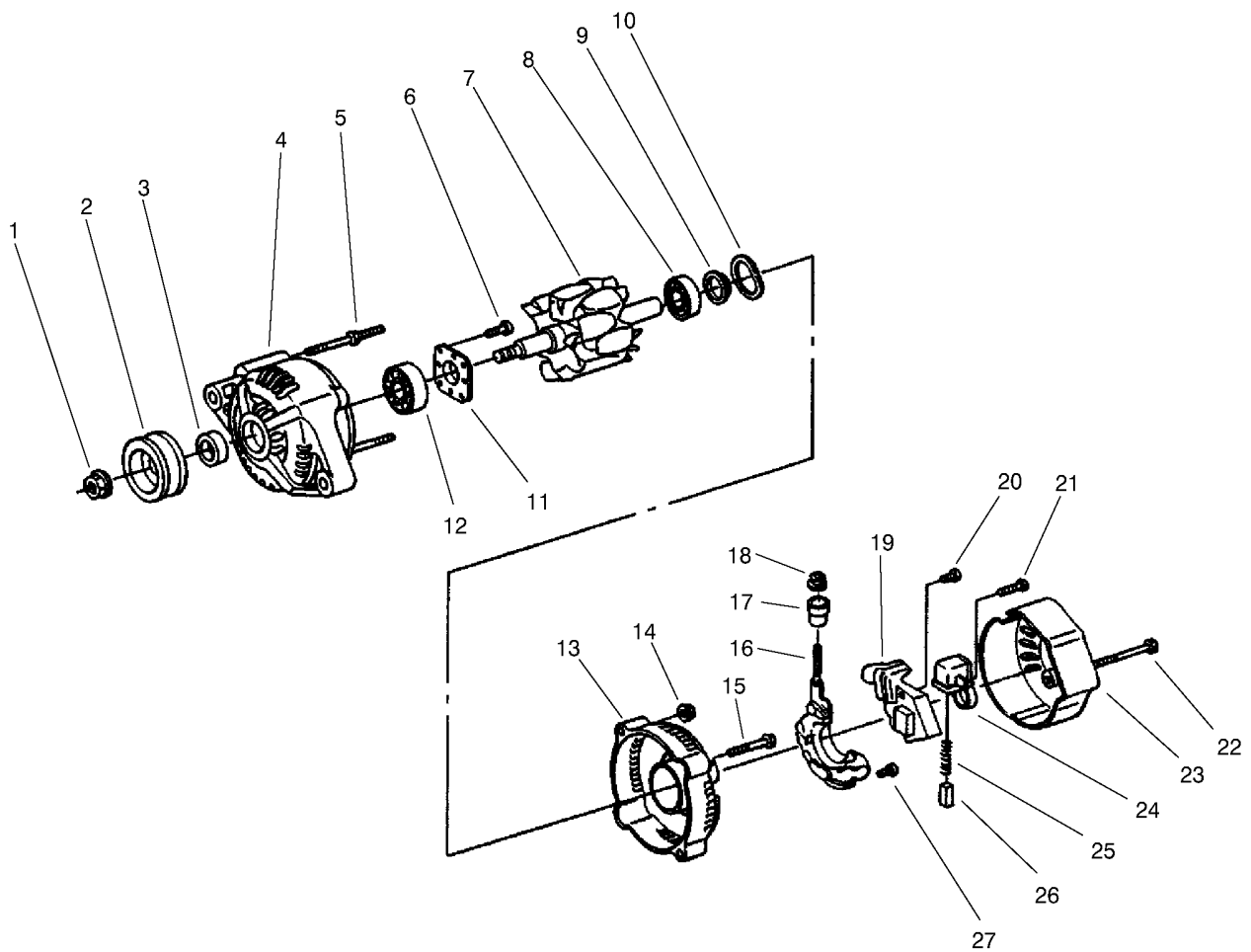
● * Not Illustrated



Alternator and Pulley Assembly

Ref.	Part Number	Qty.	Description
1	98-7697	1	Bolt
2	98-7698	1	Washer-Flat
3	98-7692	1	Bolt
4	98-9573	1	Stay-Dynamo
5	99-3453	1	Pulley-Fan
6	98-9360	1	Bolt
7	98-9368	1	Washer-Lock
8	98-9366	1	Washer-Flat
9	98-9700	1	Terminal ASM (Incl. Ref. #10-13)
10	98-9701	1	Terminal
11	98-9702	1	Sleeve
12	98-9703	1	Terminal
13	98-9704	1	Sleeve

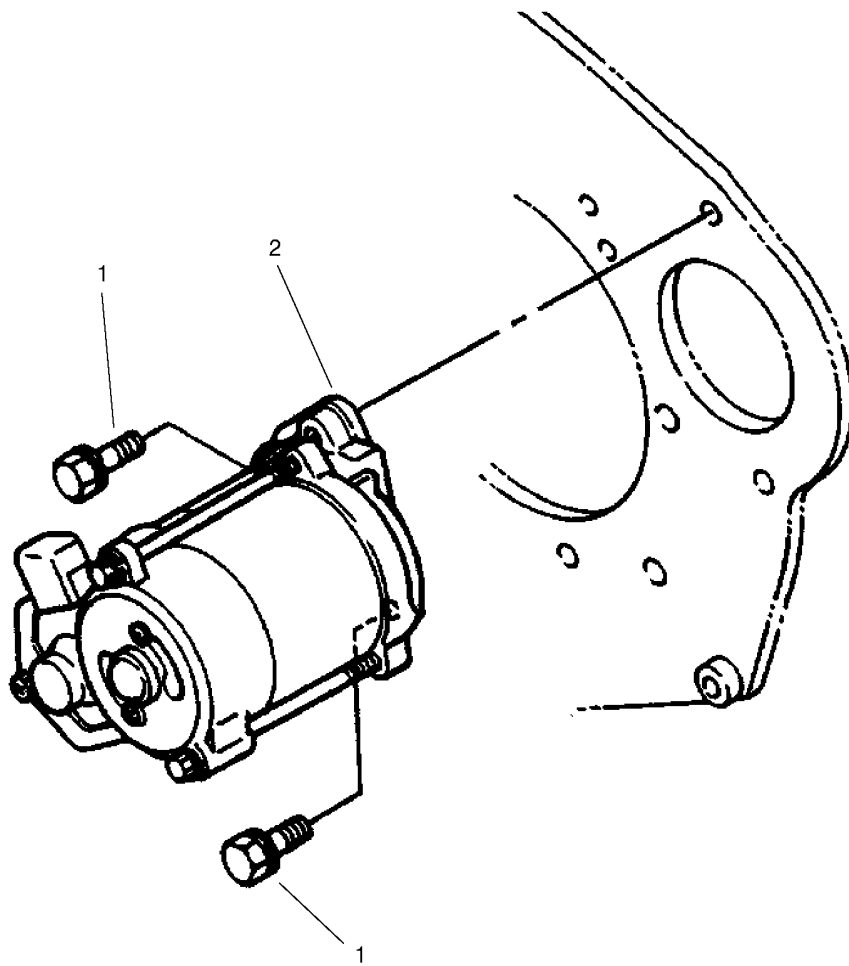
Ref.	Part Number	Qty.	Description
14	98-9602	1	Lock Coupler ASM
15	98-9699	7	Terminal
16	98-9698	1	Connector
17	98-9697	1	Connector
18	98-9696	1	Coupler ASM (Incl. Ref. #15-17)
19	98-9474	1	Alternator ASM
20	99-3467	1	V-Belt
21	99-3456	1	Pulley-Drive, Fan
22	98-9585	1	Bolt
23	98-7737	1	Nut
24	99-3461	1	Fan
25	33103-012	4	Screw-HHF



Alternator Assembly

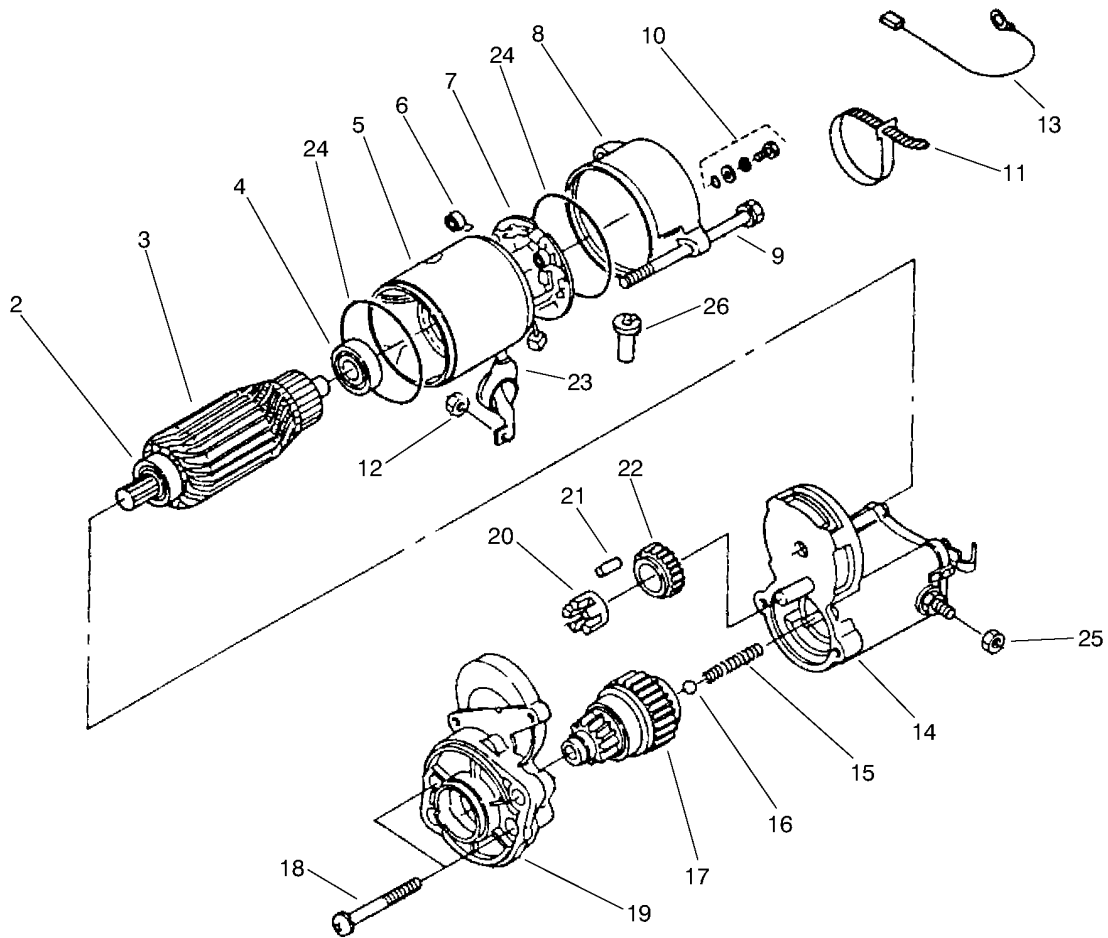
<i>Ref.</i>	<i>Part Number</i>	<i>Qty.</i>	<i>Description</i>	<i>Ref.</i>	<i>Part Number</i>	<i>Qty.</i>	<i>Description</i>
1	98-7708	1	Nut	16	98-7721	1	Rectifier ASM
2	98-9453	1	Pulley-Dynamo	17	98-7722	1	Bushing-Insulation
3	98-7709	1	Collar	18	98-7732	1	Nut
4	98-7714	1	Frame-End, Drive	19	98-7733	1	Regulator ASM
5	98-7717	2	Bolt-Through	20	98-7726	2	Screw-RH
6	98-7716	4	Screw-RH	21	98-7728	1	Screw-RH
7	98-7710	1	Rotor	22	98-7729	3	Bolt
8	98-7712	1	Bearing-Ball	23	98-7720	1	Cover-End
9	98-7711	1	Cover-Bearing	24	98-7723	1	Holder-Brush
10	98-7713	1	Washer-Thrust	25	98-7725	2	Spring-Brush
11	98-7715	1	Plate-Retainer	26	98-7724	2	Brush
12	98-7718	1	Bearing-Ball	27	98-7727	6	Screw-RH
13	98-7719	1	Frame-End	*	98-9474	1	Alternator ASM (Incl. Ref. #1-27) ●
14	98-7730	2	Nut				
15	98-7731	2	Bolt				

● * Not Illustrated



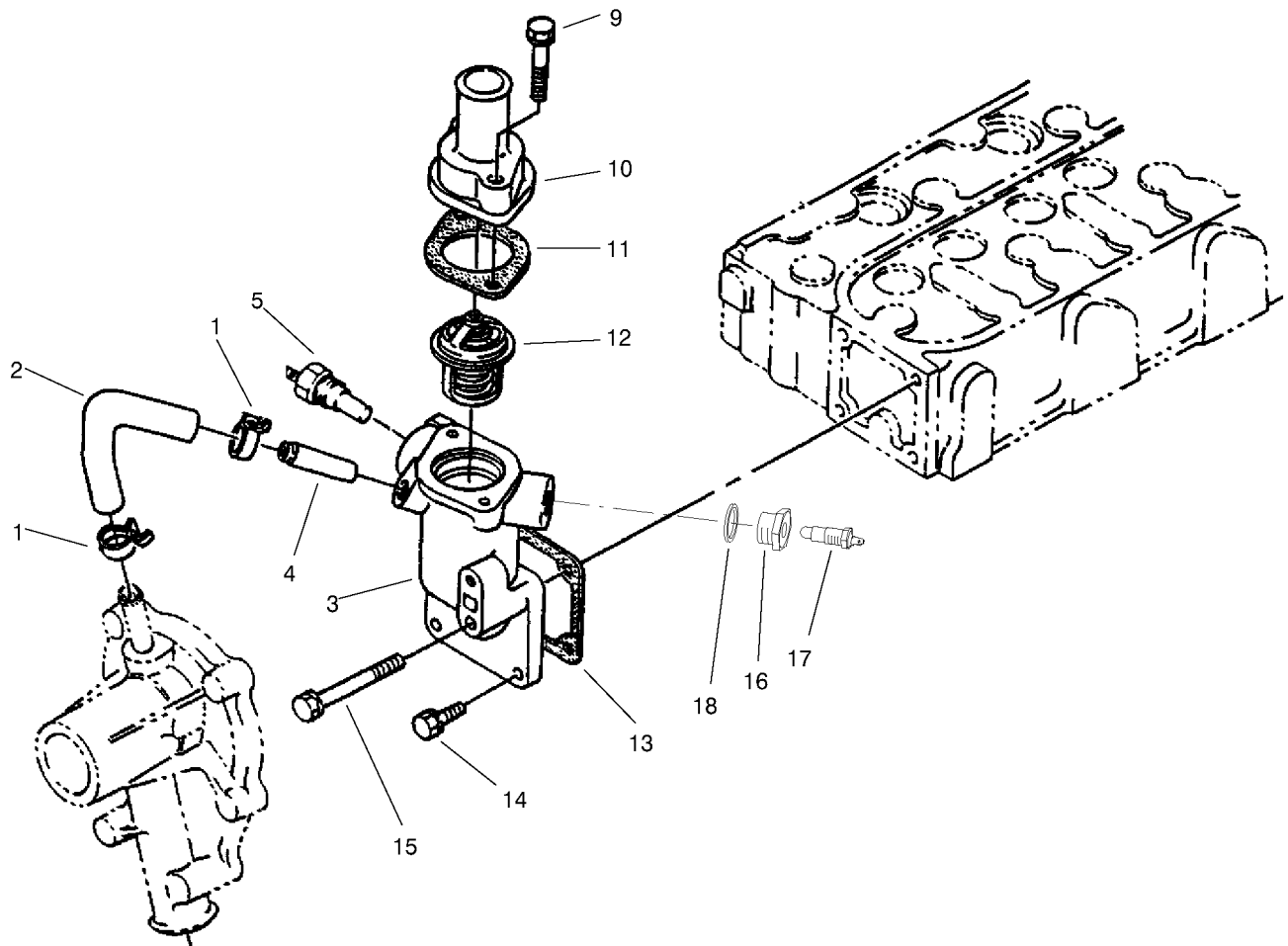
Starter Mount Assembly

<i>Ref.</i>	<i>Part Number</i>	<i>Qty.</i>	<i>Description</i>
1	98-7697	2	Bolt
2	98-9705	1	Starter ASM



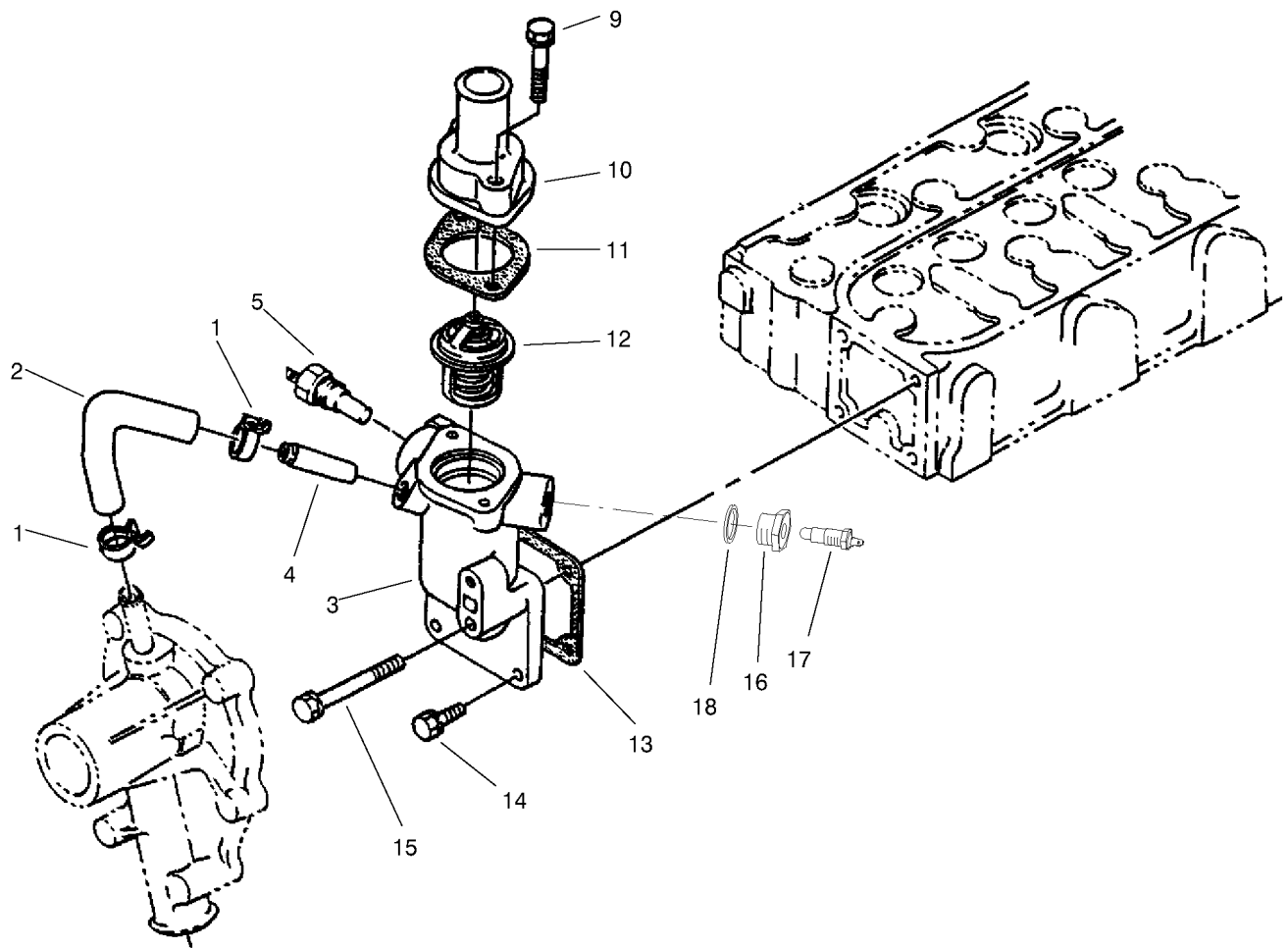
Starter Assembly No. 98-9705

<i>Ref.</i>	<i>Part Number</i>	<i>Qty.</i>	<i>Description</i>	<i>Ref.</i>	<i>Part Number</i>	<i>Qty.</i>	<i>Description</i>
2	98-7743	1	Bearing-Ball	14	99-8372	1	Magnetic Switch ASM
3	98-7742	1	Armature ASM (Incl. Ref. No. 2, 4)	15	98-7754	1	Spring
4	98-7744	1	Bearing-Ball	16	98-7755	1	Ball
5	98-7741	1	Yoke ASM	17	99-8373	1	Clutch-Running, Over
6	98-7750	4	Spring-Brush	18	98-7756	2	Bolt
7	98-7749	1	Brush Holder ASM (Incl. Ref. No. 6)	19	99-8374	1	Frame-End, Drive
8	99-8370	1	Frame-End	20	98-7752	1	Retainer
9	98-9549	2	Bolt	21	98-7753	5	Roller
10	98-7758	2	Bolt ASM	22	98-7751	1	Gear
11	98-9712	1	Band-Cover	23	99-8375	1	Cover
12	99-8371	1	Nut-Hex	24	98-7757	2	O-Ring
13	98-9711	1	Cord-Solenoid, Stop	25	99-8376	1	Nut-Hex
				26	98-7759	1	Pipe-Drain



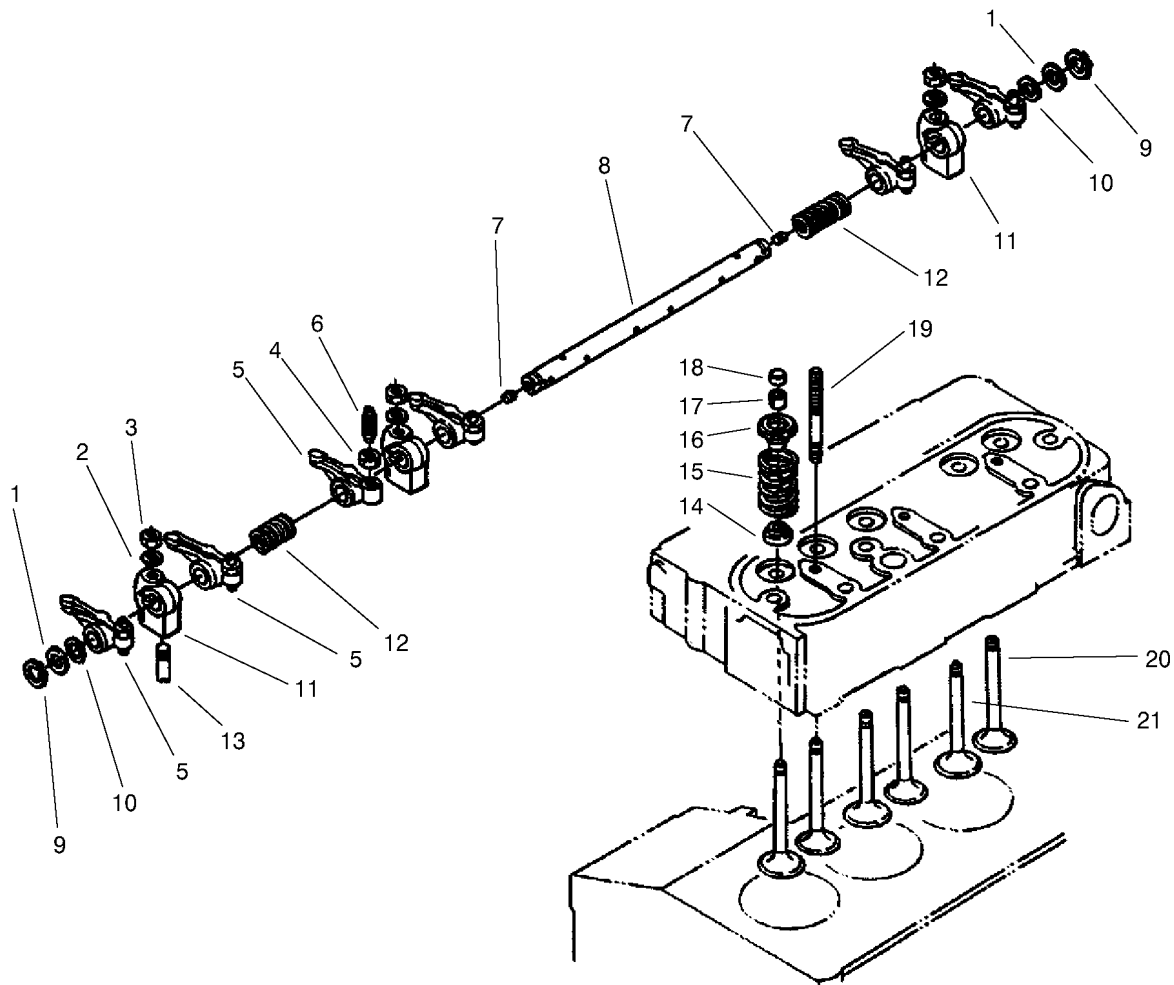
Water Flange and Thermostat Assembly

<i>Ref.</i>	<i>Part Number</i>	<i>Qty.</i>	<i>Description</i>
1	98-9579	2	Band-Pipe
2	98-9578	1	Pipe-Return, Water
3	98-9713	1	Water Flange ASM (Incl. Ref. #4)
4	98-9580	1	Pipe-Return, Water
5	98-9719	1	Thermoswitch (105Øc)
9	98-7777	2	Bolt
10	98-9471	1	Cover-Thermostat
11	98-7776	1	Gasket
12	98-7778	1	Thermostat ASM
13	98-9638	1	Gasket-Flange, Water
14	98-7692	3	Bolt
15	98-9356	1	Bolt
16	99-3581	1	Adapter
17	99-3582	1	Thermoswitch (110Øc)
18	99-3583	1	Gasket



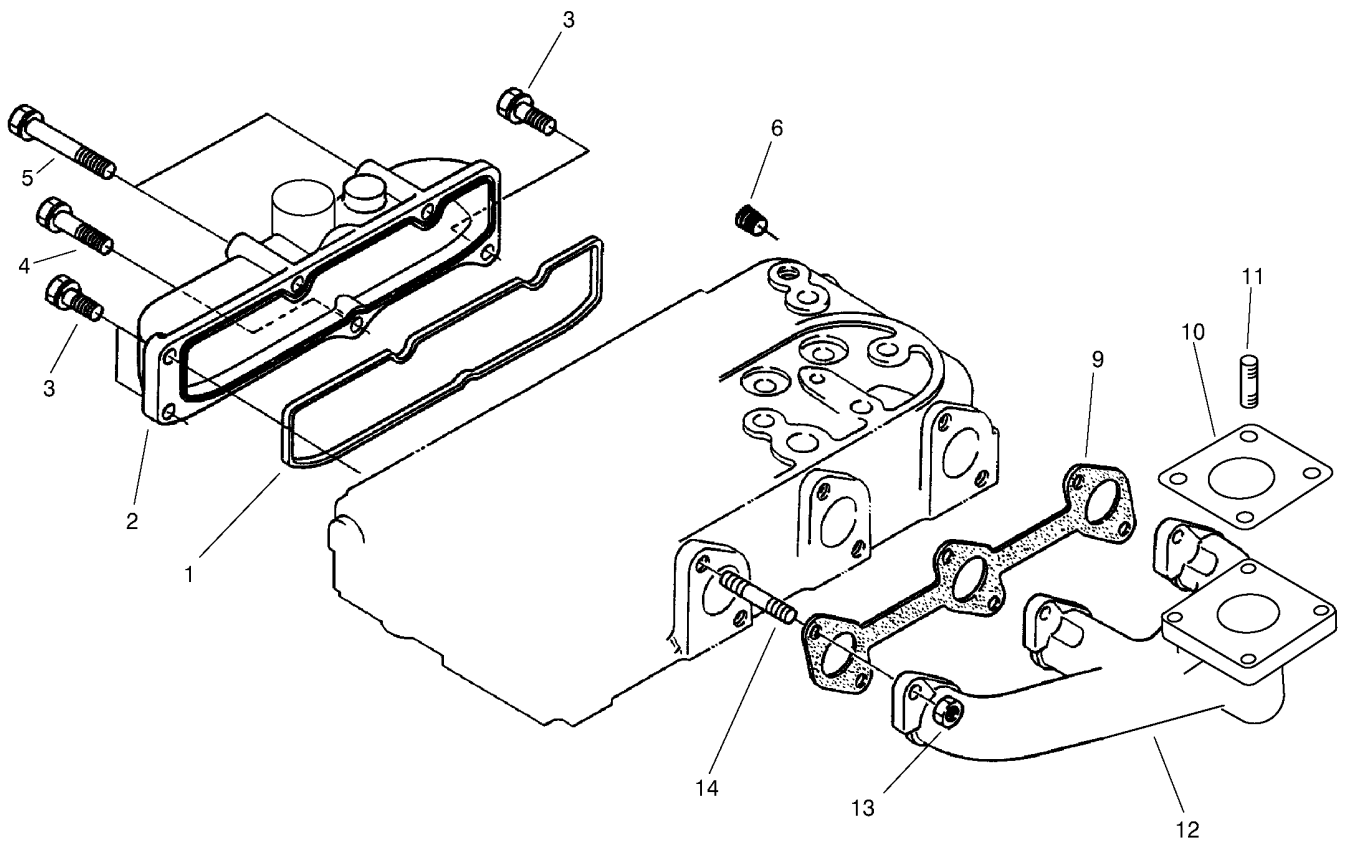
Water Pump Assembly

<i>Ref.</i>	<i>Part Number</i>	<i>Qty.</i>	<i>Description</i>
1	99-3455	1	Water Pump ASM (Incl. Ref. #2-6)
2	99-3516	1	Flange-Pump, Water
3	99-3517	1	Bearing
4	98-9577	1	Pipe-Return, Water
5	99-3518	1	Seal ASM
6	99-3519	1	Impeller-Water
7	99-3454	1	Gasket-Pump, Water
8	33103-030	1	Bolt
9	98-9357	4	Bolt
10	98-9717	2	Clamp
11	98-9574	1	Pipe-Water
12	98-9716	1	Pipe-Water



Valve and Rocker Arm Assembly

Ref.	Part Number	Qty.	Description
1	98-9508	2	Washer-Shaft, Rocker Arm
2	98-9385	3	Washer-Flat
3	98-9393	3	Nut
4	98-9503	6	Nut
5	98-9501	6	Rocker Arm ASM (Incl. Ref. #4 & 6)
6	98-9502	6	Screw-Adjusting
7	98-9365	2	Screw-Set
8	98-9612	1	Rocker Arm Shaft ASM (Incl. Ref. #7)
9	98-9370	2	Clip-Circular, External
10	98-9507	2	Washer-Shaft, Rocker Arm
11	98-9505	3	Bracket-Arm, Rocker
12	98-9504	2	Spring-Arm, Rocker
13	98-9391	1	Screw-Set
14	98-9496	6	Seal-Stem, Valve
15	98-9648	6	Spring-Valve
16	98-9498	6	Retainer-Spring, Valve
17	98-9390	6	Collet-Spring, Valve
18	98-9497	6	Cap-Valve
19	98-9506	3	Stud
20	98-9495	3	Valve-Exhaust
21	98-9494	3	Valve-Inlet



Exhaust Manifold and Gasket Assembly

<i>Ref.</i>	<i>Part Number</i>	<i>Qty.</i>	<i>Description</i>
1	98-9609	1	Gasket-Manifold, Inlet
2	99-3457	1	Manifold-Inlet
3	98-7605	3	Bolt
4	98-9353	1	Bolt
5	98-9355	2	Bolt
6	98-9444	1	Plug
9	98-9610	1	Gasket-Manifold, Exhaust
10	98-9611	1	Gasket-Muffler
11	42-9560	4	Stud
12	98-9718	1	Manifold-Exhaust
13	98-9665	6	Nut
14	98-9588	6	Stud



Count on it.