



**Count on it.**

**Parts Catalog**

**Reelmaster® 3100-D**

Model No. 03200—Serial No. 210000001 and Up



# Ordering Replacement Parts

To order replacement parts, please supply the part number, the quantity, and the description of each part desired.

## Understanding Reference Numbers

Each identified part in an illustration has a reference number. The reference number for a part also appears in the parts list, along with other information about the part.

This catalog uses two special reference number formats, one to indicate parts in a service assembly and another to indicate the quantity of a given part in an illustration.

## Service Assembly Reference Numbers

Parts in service assemblies have reference numbers in the form a:b. The a represents the reference number of the entire service assembly and the b represents a sequential number unique to each part within the service assembly.

For example, a wheel assembly might be identified by reference number 6, the tire by 6:1, the valve by 6:2, and the wheel by 6:3. When you order the assembly identified by reference number 6, you receive all parts identified by reference numbers 6:1, 6:2, and 6:3. However, you may also order any part individually. Reference numbers of this type appear in illustration and in parts lists.

## Reference Numbers Indicating Quantity

In an illustration, if a reference number indicates more than one part, the reference number has the form nX y. The n represents the quantity of the part, the X is the multiplication symbol, and the y represents the reference number.

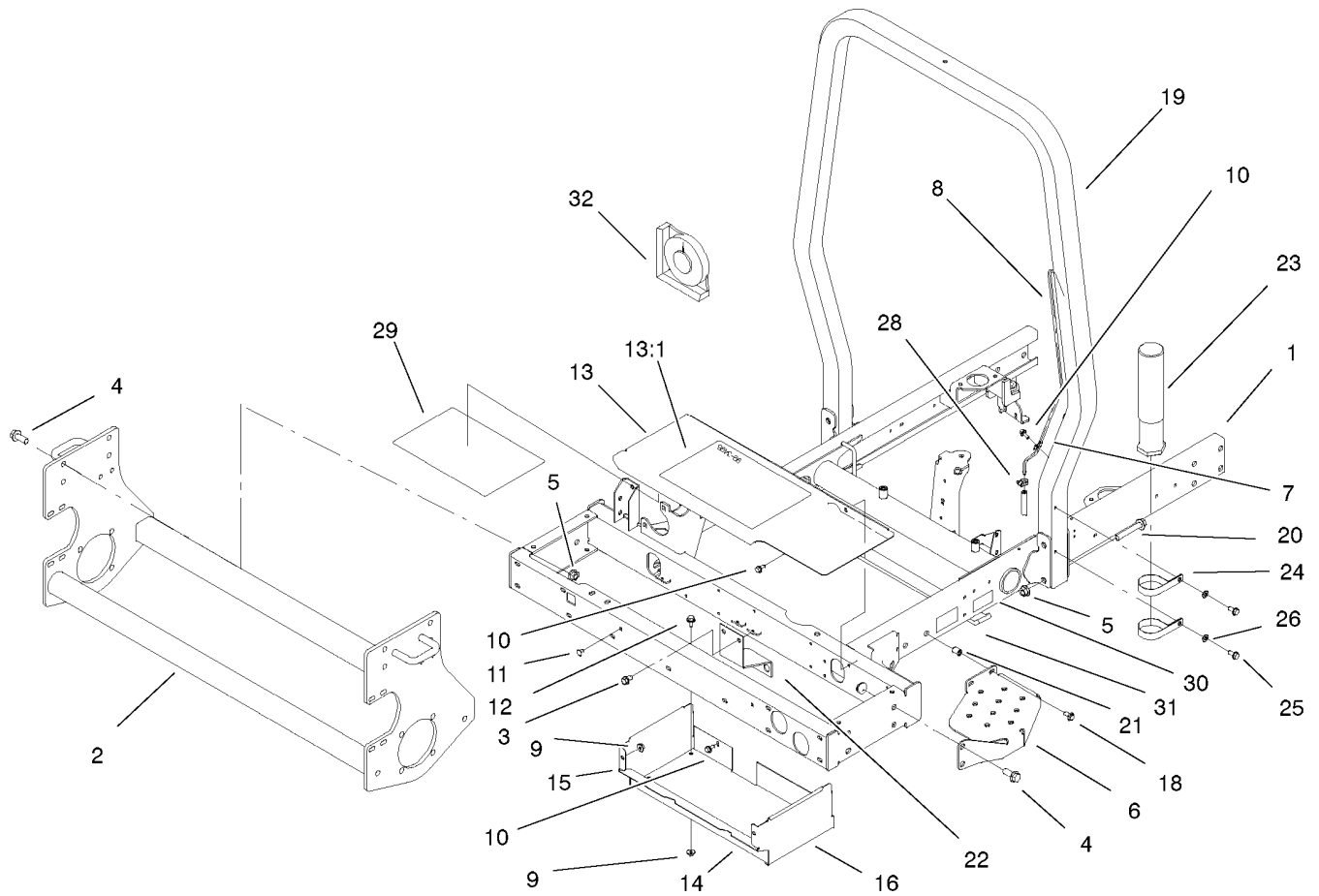
For example, in an illustration, the reference number 2X 37 means that two of the parts identified by reference number 37 are indicated.

# Contents

Frame Assembly . . . . .	5
Front Wheel And Brake Assembly . . . . .	6
Hydraulic Motor Assembly No. 75-9990 . . . . .	7
Hydraulic Motor Assembly No. 95-8693 . . . . .	8
Brake Assembly No. 71-1500 . . . . .	9
Steering Column Assembly . . . . .	10
Steering Control Assembly No. 104-0474 . . . . .	11
Rear Fork And Tire Assembly . . . . .	12
Hydraulic Cylinder Assembly No. 94-8141 . . . . .	13
Hydraulic Motor Assembly No. 95-8694 . . . . .	14
Control Panel Assembly . . . . .	15
Front Platform Assembly . . . . .	16
Traction Pedal Assembly . . . . .	17
Rear Lift Arm Assembly . . . . .	18
Hydraulic Cylinder Assembly No. 95-8978 . . . . .	20
Neutral Arm Assembly . . . . .	21
Engine Assembly . . . . .	22
Air Cleaner And Muffler Assembly . . . . .	23
Radiator Assembly . . . . .	24
Hood Assembly . . . . .	25
Fuel Tank Assembly . . . . .	26
Water / Fuel Filter Assembly No. 98-9305 . . . . .	27
Manifold Block Assembly . . . . .	28
Hydraulic Manifold Assembly No. 95-8675 . . . . .	29
Hydraulic Tank Assembly . . . . .	30
Hydrostat Assembly . . . . .	31
Piston Pump Assembly No. 104-0428 . . . . .	33
Gear Pump Assembly No. 95-8601 . . . . .	34
Carrier Assembly . . . . .	35
Reel Motor Assembly . . . . .	36
Motor Gear Assembly No. 99-3627 . . . . .	37
Motor Gear Assembly No. 93-6975 . . . . .	38
Battery Assembly . . . . .	39
Parking Brake Assembly . . . . .	40
Control Valve Assembly . . . . .	41
Valve Assembly No. 95-8689 . . . . .	42
Lift Arm Kit Assembly . . . . .	43
Crankcase Assembly . . . . .	44
Oil Pan Assembly . . . . .	45
Cylinder Head Assembly . . . . .	46
Gear Case And Oil Filter Assembly . . . . .	47
Head Cover Assembly . . . . .	48
Dipstick And Guide Assembly . . . . .	49
Main Bearing Case Assembly . . . . .	50
Camshaft Assembly . . . . .	51
Piston And Crankshaft Assembly . . . . .	52
Flywheel Assembly . . . . .	53
Fuel Camshaft Assembly . . . . .	54
Engine Stop Lever Assembly . . . . .	55
Stop Solenoid And Fuel Pump Assembly . . . . .	56
Injection Pump Assembly . . . . .	57
Injection Pump Assembly (continued) . . . . .	58
Governor Assembly . . . . .	59
Speed Control Plate Assembly . . . . .	60

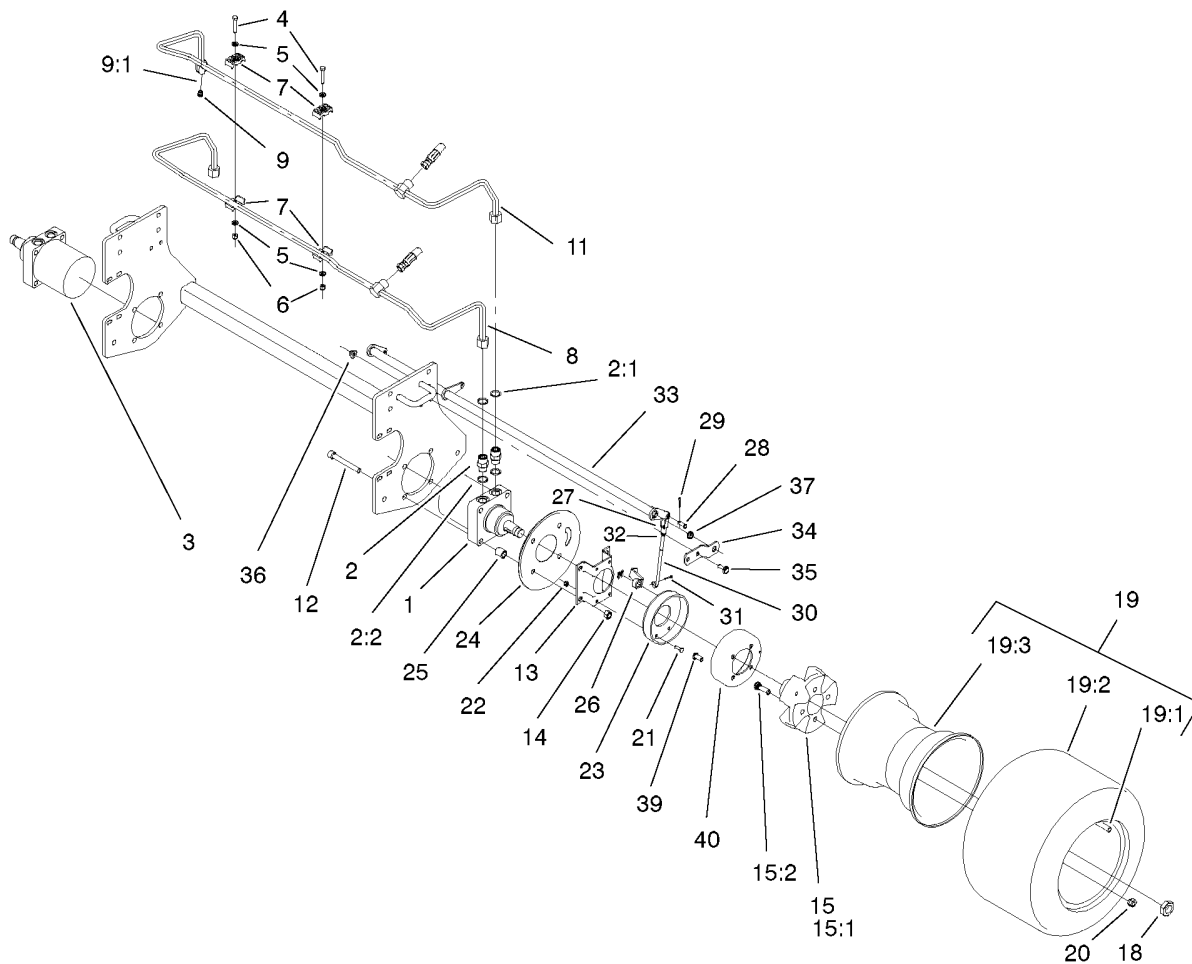
## Contents (continued)

Nozzle Holder And Glow Plug Assembly .....	61
Nozzle Holder Assembly .....	62
Alternator And Pulley Assembly .....	63
Alternator Assembly .....	64
Starter Mount Assembly .....	65
Starter Assembly No. 98-9705 .....	66
Water Flange And Thermostat Assembly .....	67
Water Pump Assembly .....	68
Valve And Rocker Arm Assembly .....	69
Exhaust Manifold And Gasket Assembly .....	70



## Frame Assembly

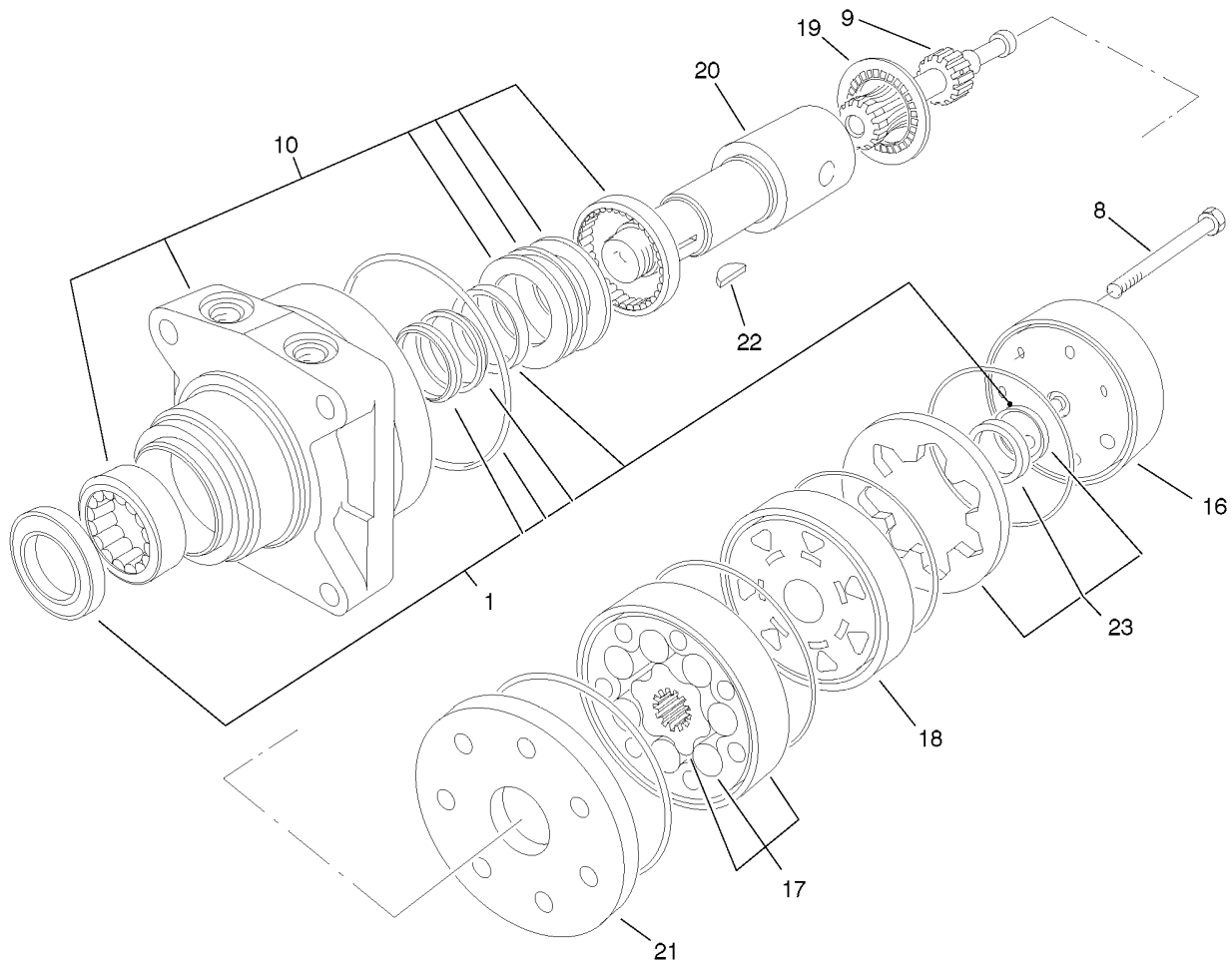
<i>Ref.</i>	<i>Part Number</i>	<i>Qty.</i>	<i>Description</i>	<i>Ref.</i>	<i>Part Number</i>	<i>Qty.</i>	<i>Description</i>
1	95-8590-03	1	Frame	15	99-3431-03	1	End-Toolbox, RH
2	95-8568-03	1	Frame-Lower	16	99-3432-03	1	End-Toolbox, LH
3	32144-15	2	Screw	18	3234-5	2	Screw
4	3234-38	8	Screw-HHF	19	99-3350-03	1	Tube-ROPS
5	32128-49	12	Nut-HHF	20	3234-40	4	Screw-Hfh
6	99-3375-03	1	Step	21	32148-8	2	Nut-Clinch
7	2412-72	3	Clip-Closed, Insulated	22	95-8598-03	1	Bracket-Bulkhead, Scissor
8	95-8615	1	Tube-Breather	23	74-0720	1	Tube-Manual
9	32128-33	6	Nut-HF	24	2412-133	2	Clamp-R
10	32144-10	13	Screw-HWH	25	32144-70	2	Screw-HH
11	3229-10	2	Screw-CARR	26	3256-23	2	Washer-Plain
12	3234-13	4	Screw-HHF	28	2412-108	1	Clamp-Worm
13	99-3504	1	Toolbox Cover ASM	29	99-3494	1	Decal-Instructions
13:1	99-3496	1	Decal	30	63-9920	1	Decal-Level, Noise
13:1	99-3560	1	Decal-Danger, CE	31	85-6910	1	Decal-Rating, Noise
14	99-3430-03	1	Bottom-Toolbox	32	99-3503	1	Indicator-Angle



## Front Wheel And Brake Assembly

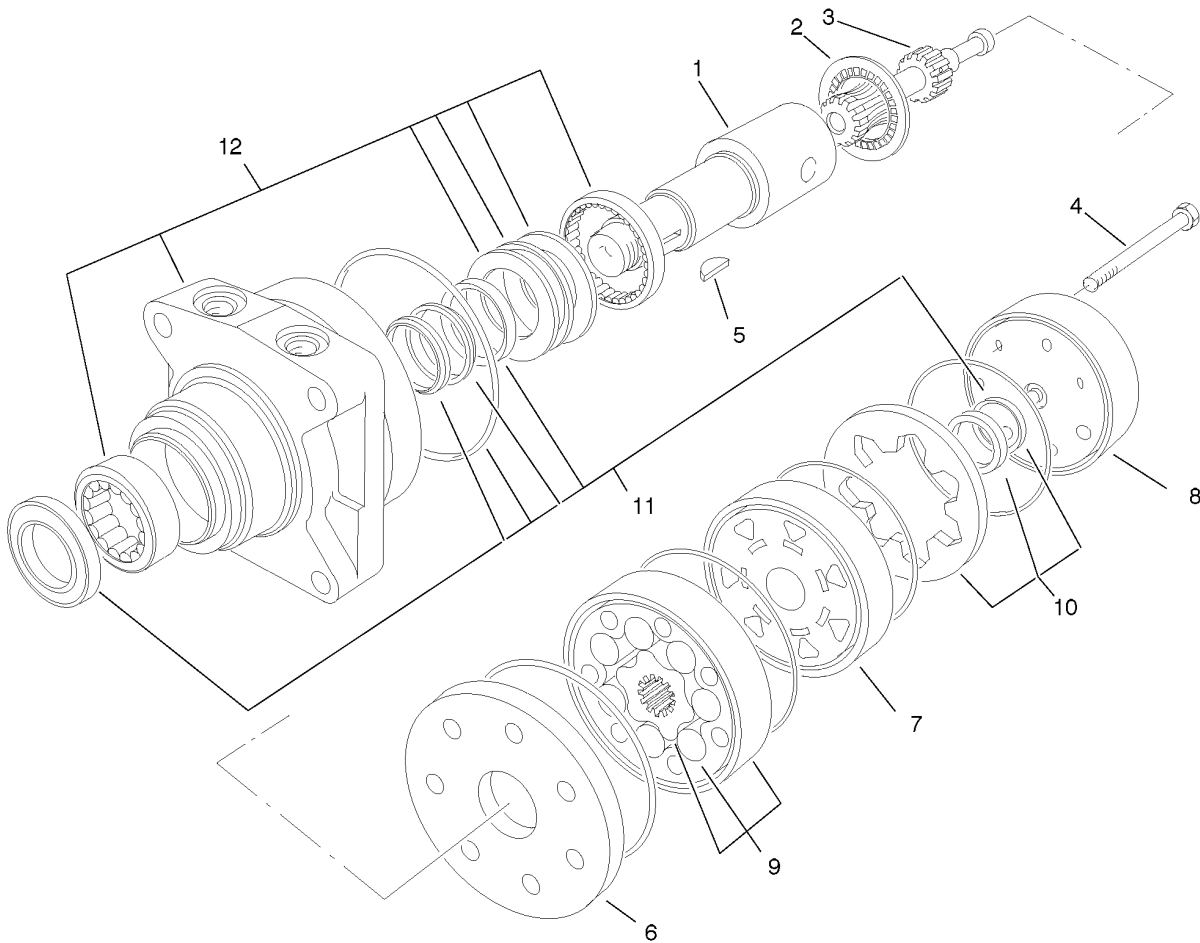
Ref.	Part Number	Qty.	Description
1	75-9990	1	HYD Motor ASM
2	340-7	4	Fitting-Straight
2:1	237-65	1	O-Ring
2:2	237-80	1	O-Ring
3	95-8693	1	HYD Motor ASM
4	322-9	2	Screw-HH
5	3256-23	4	Washer-Plain
6	3296-29	2	Nut-Lock, NI
7	56-7971	4	Clamp-Tube
8	95-8783	1	Tube ASM
9	353-990	1	Plug ASM
9:1	237-78	1	O-Ring
11	95-8784	1	Tube ASM
12	3274-99	8	Screw-HSH
13	84-2000-03	2	Bracket-Brake
14	3296-23	8	Nut-Lock, NI
15:1	104-0462-03	1	Hub-Wheel
15:2	10-6830	4	Stud-Type, Drive
18	26-3790	2	Nut-Lock
19		2	Tire And Wheel ASM
19:1	232-27	1	Stem-Valve
19:2	104-0451	1	Tire

Ref.	Part Number	Qty.	Description
19:3	104-0452	1	Rim-Wheel
20	242-50	8	Nut-Lug
21	321-5	8	Screw-HH
22	3296-42	8	Nut-Lock, NI
23	71-1500	2	Brakeasm
24	104-0485-03	2	Shield-Wheel
25	92-1715	8	Spacer
26	93-6850	2	Lever-Brake
27	282-2	2	Yoke
28	283-1	2	Pin-Yoke
29	3272-10	2	Pin-Cotter
30	95-5824	2	Rod-Adjustment
31	3272-6	2	Pin-Cotter
32	3220-2	2	Nut
33	95-8685-03	1	Shaft-Pivot, Brake
34	95-8683	2	Bracket-Pivot, Brake
35	3234-11	4	Screw-HHF
36	32128-43	4	Nut-Flange
37	256-156	2	Bushing-Flange
39	3274-105	8	Screw-HSBH
40	104-4809	2	Drum-Brake



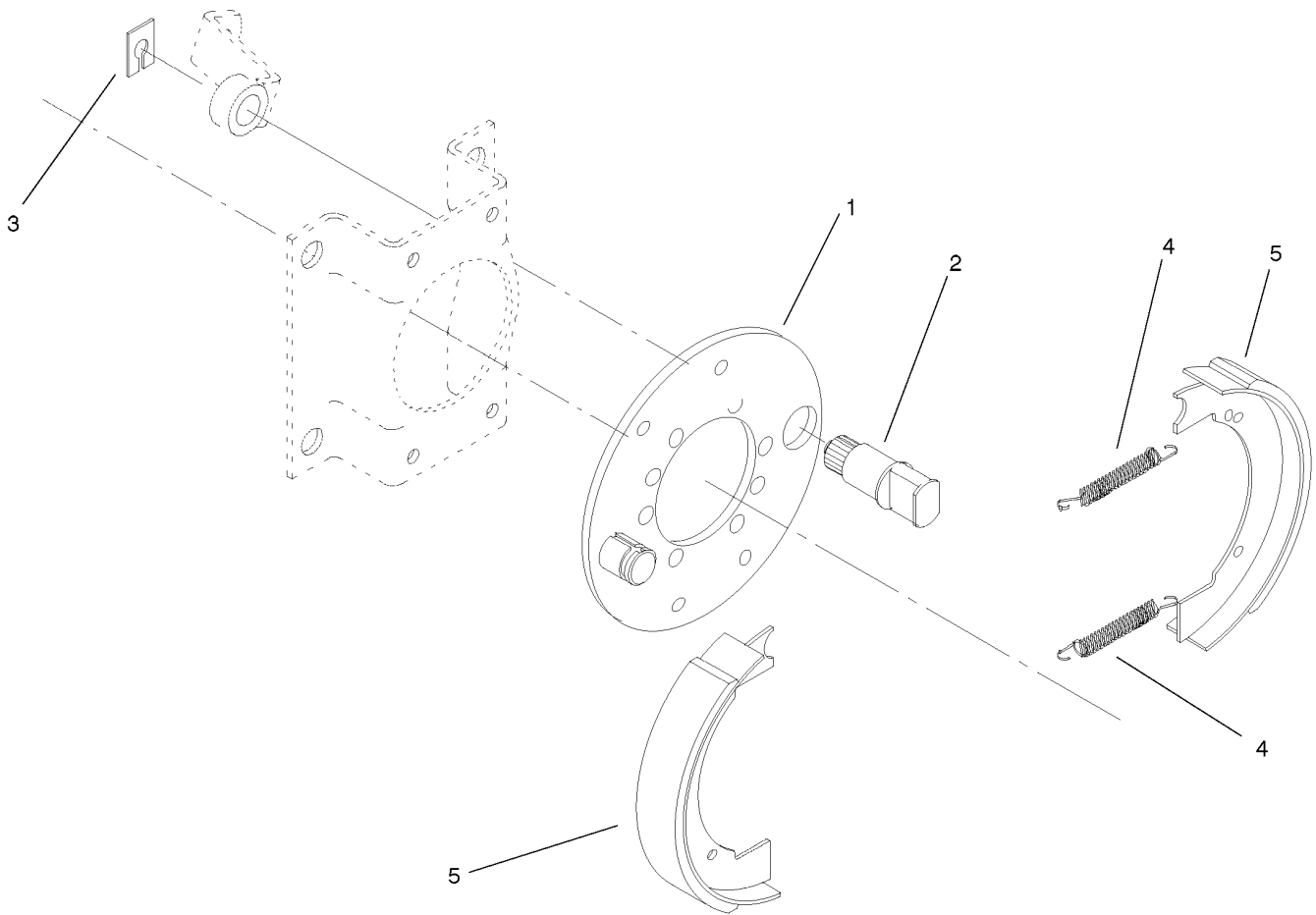
## Hydraulic Motor Assembly No. 75-9990

<i>Ref.</i>	<i>Part Number</i>	<i>Qty.</i>	<i>Description</i>
1	76-0800	1	Kit-Seal
8	76-1010	7	Screw
9	76-0960	1	Link-Drive
10	76-0810	1	Housing ASM
16	76-0940	1	End Cover ASM
17	76-0970	1	Set-Rotor
18	76-0840	1	Manifold
19	76-0850	1	Bearing-Thrust
20	76-0860	1	Shaft-Coupling
21	76-0870	1	Plate-Wear
22	3257-42	1	Key-Woodruff
23	76-0880	1	Commutator ASM



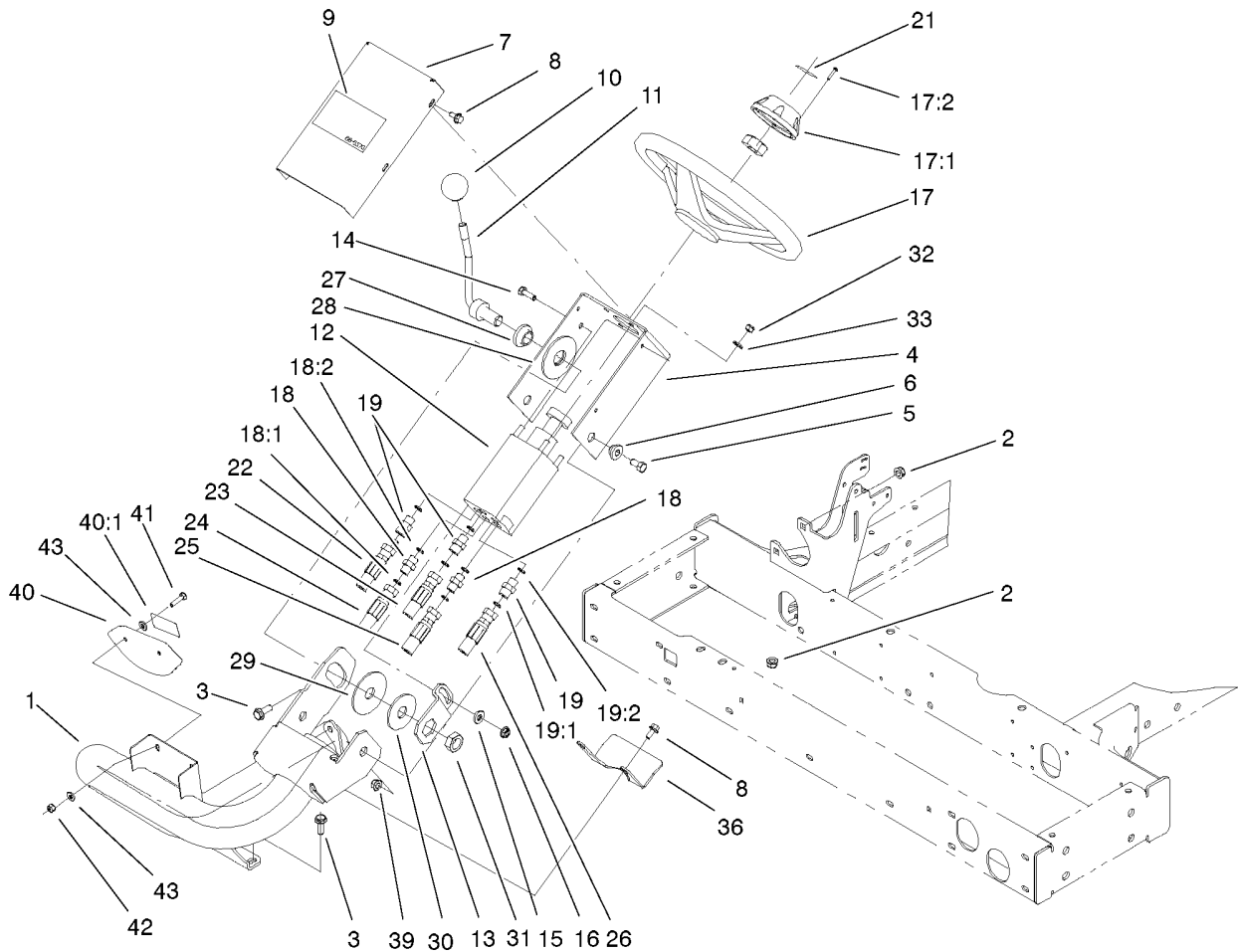
## Hydraulic Motor Assembly No. 95-8693

<i>Ref.</i>	<i>Part Number</i>	<i>Qty.</i>	<i>Description</i>
1	76-0860	1	Shaft-Coupling
2	76-0850	1	Bearing-Thrust
3	76-0960	1	Link-Drive
4	76-1010	7	Screw
5	3257-42	1	Key-Woodruff
6	76-0870	1	Plate-Wear
7	99-3535	1	Manifold
8	76-0940	1	End Cover ASM
9	76-0970	1	Set-Rotor
10	76-0880	1	Commutator ASM
11	76-0800	1	Kit-Seal
12	76-0810	1	Housing ASM



## Brake Assembly No. 71-1500

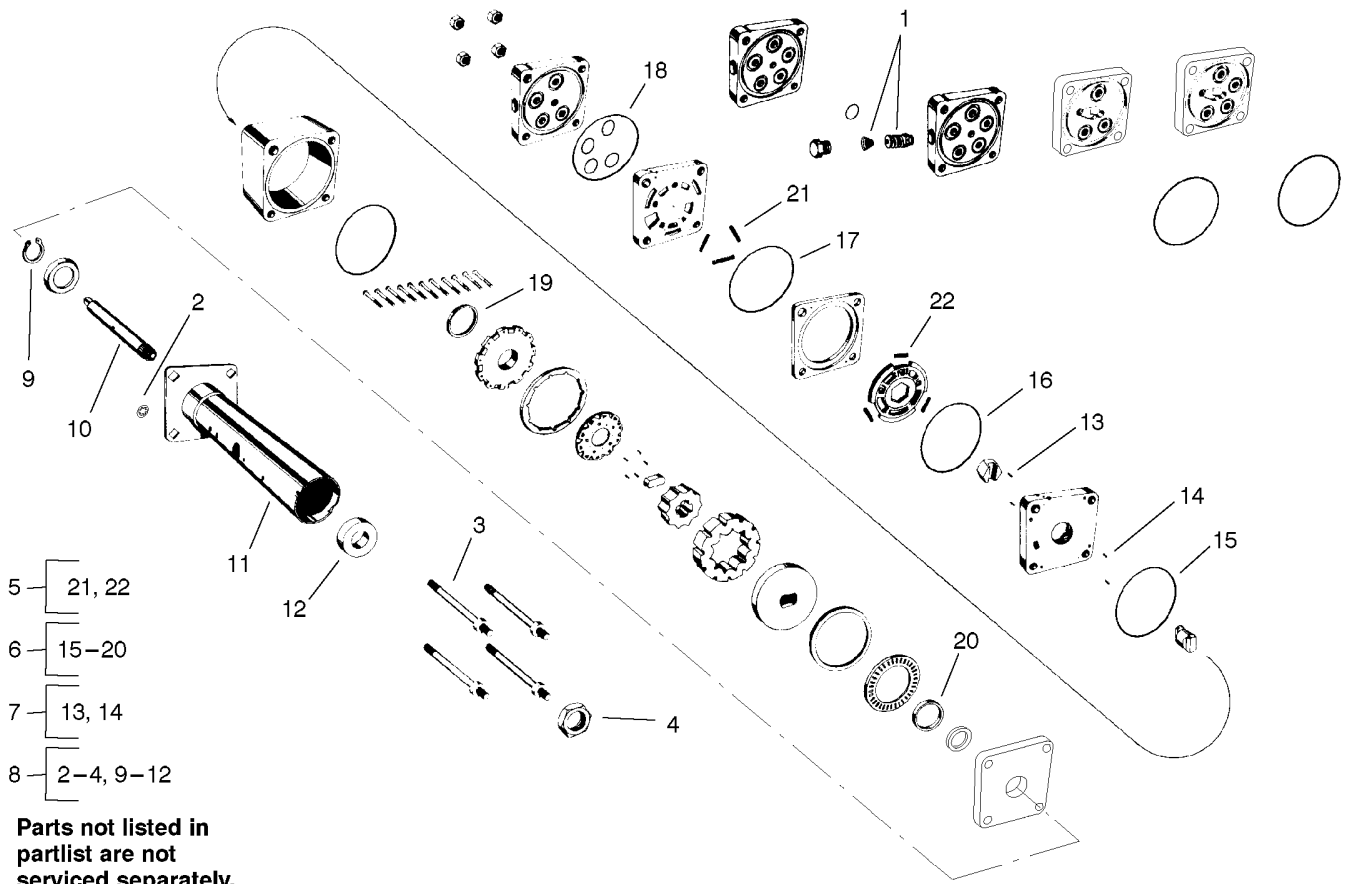
<i>Ref.</i>	<i>Part Number</i>	<i>Qty.</i>	<i>Description</i>
1	70-9870	1	Plate-Backing
2	70-9860	1	Cam Shaft
3	70-9850	1	Clip
4	70-9880	2	Spring-Return
5	70-9840	2	Shoe-Brake



## Steering Column Assembly

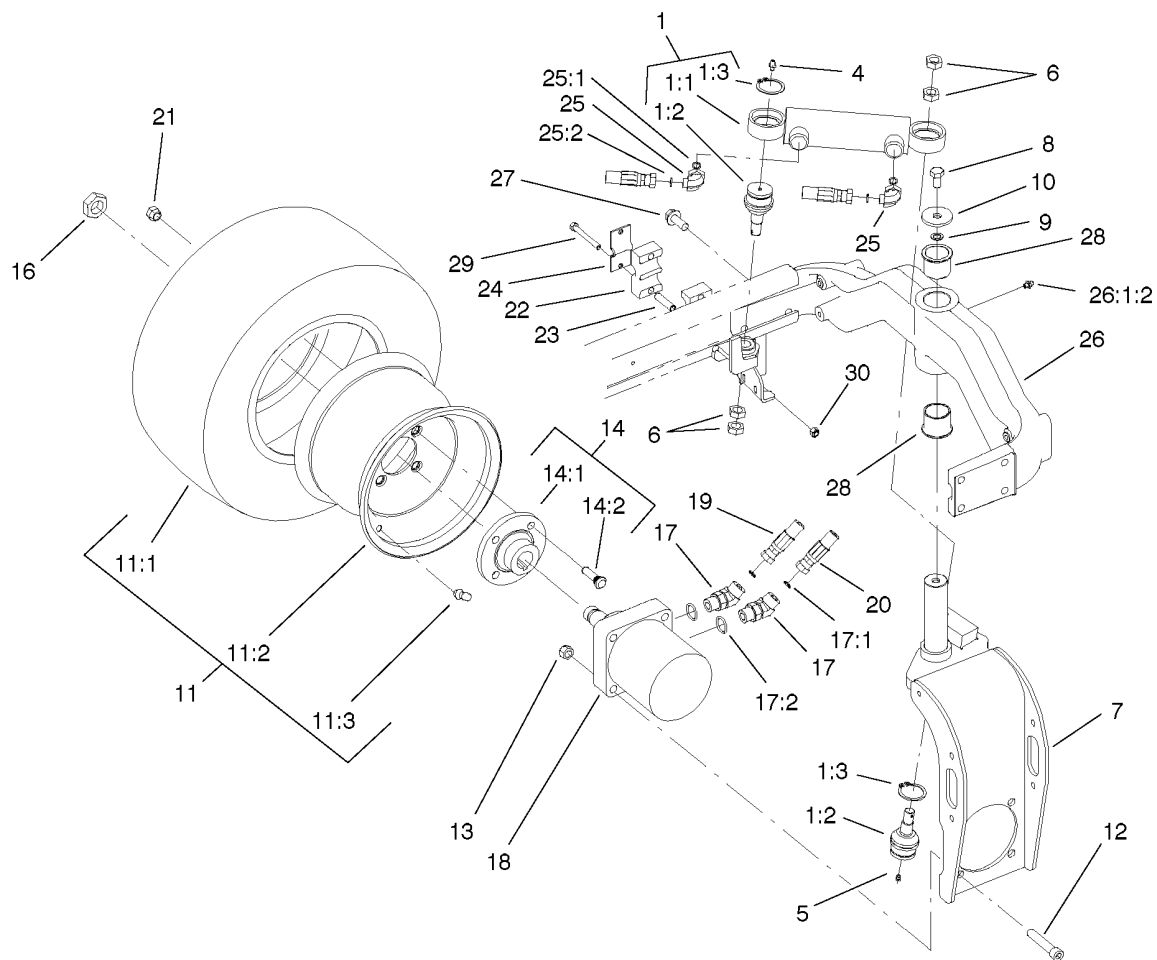
Ref.	Part Number	Qty.	Description	Ref.	Part Number	Qty.	Description
1	100-4896-01	1	Arm-Steering	19:2	237-42	1	O-Ring
2	32128-43	4	Nut-Flange	21	68-5370	1	Decal-Toro
3	3234-11	4	Screw-HHF	22	95-8842	1	Hose-HYD
4	95-8793-01	1	Bracket-Valve, Steering	23	95-8843	1	Hose-HYD
5	323-5	2	Screw-HH	24	95-8844	1	Hose ASM
6	93-5988	2	Hub-Pivot	25	95-8845	1	Hose ASM
7	95-8794-01	1	Cover-Valve, Steering	26	95-8846	1	Hose-HYD
8	32144-10	5	Screw-HWH	27	99-3502	1	Boss
9	67-1300	1	Decal-Toro	28	31-0390	1	Disc-Friction
10	233-48	1	Knob	29	82-9010	1	Disc-Friction
11	95-8798-03	1	Lever Assembly	30	80-2930	1	Washer-Flat
12	104-0474	1	Control-Steering	31	3218-7	1	Nut-Jam
13	80-2880	1	Bracket-Tilt	32	3296-4	4	Nut-Lock, NI
14	322-5	1	Screw-HH	33	3256-23	4	Washer-Plain
15	3256-3	1	Washer-Flat	36	99-3405-01	1	Shield-Steering
16	32128-44	1	Nut	39	32128-21	2	Nut-HF Lock
17	68-5130	1	Wheel-Steering	40	100-4929	1	Slope Indicator ASM
17:1	68-5140	1	Cap-Wheel, Steering	40:1	100-4933	1	Decal-Danger
17:2	32144-21	1	Screw	40:1	100-4837	1	Decal-Danger
18	340-1	2	Fitting-Straight	41	321-7	2	Screw-HH
18:1	237-35	1	O-Ring	42	3296-42	2	Nut-Lock, NI
18:2	237-42	1	O-Ring	43	3256-22	4	Washer-Flat
19	340-2	3	Fitting-Straight	99	3290-378	2	Tie-Cable ●
19:1	237-22	1	O-Ring				

● \* Not Illustrated



## Steering Control Assembly No. 104-0474

Ref.	Part Number	Qty.	Description
1	99-3523	1	Cartridge-Valve, Relief
2	92-7316	4	Nut-Push On
3	99-3524	4	Bolt-Special
4	47-6990	1	Nut
5	66-9970	1	Kit-Spring
6	66-9980	1	Kit-Seal
7	66-9990	1	Kit-Roller, Needle
8	104-0475	1	Column ASM

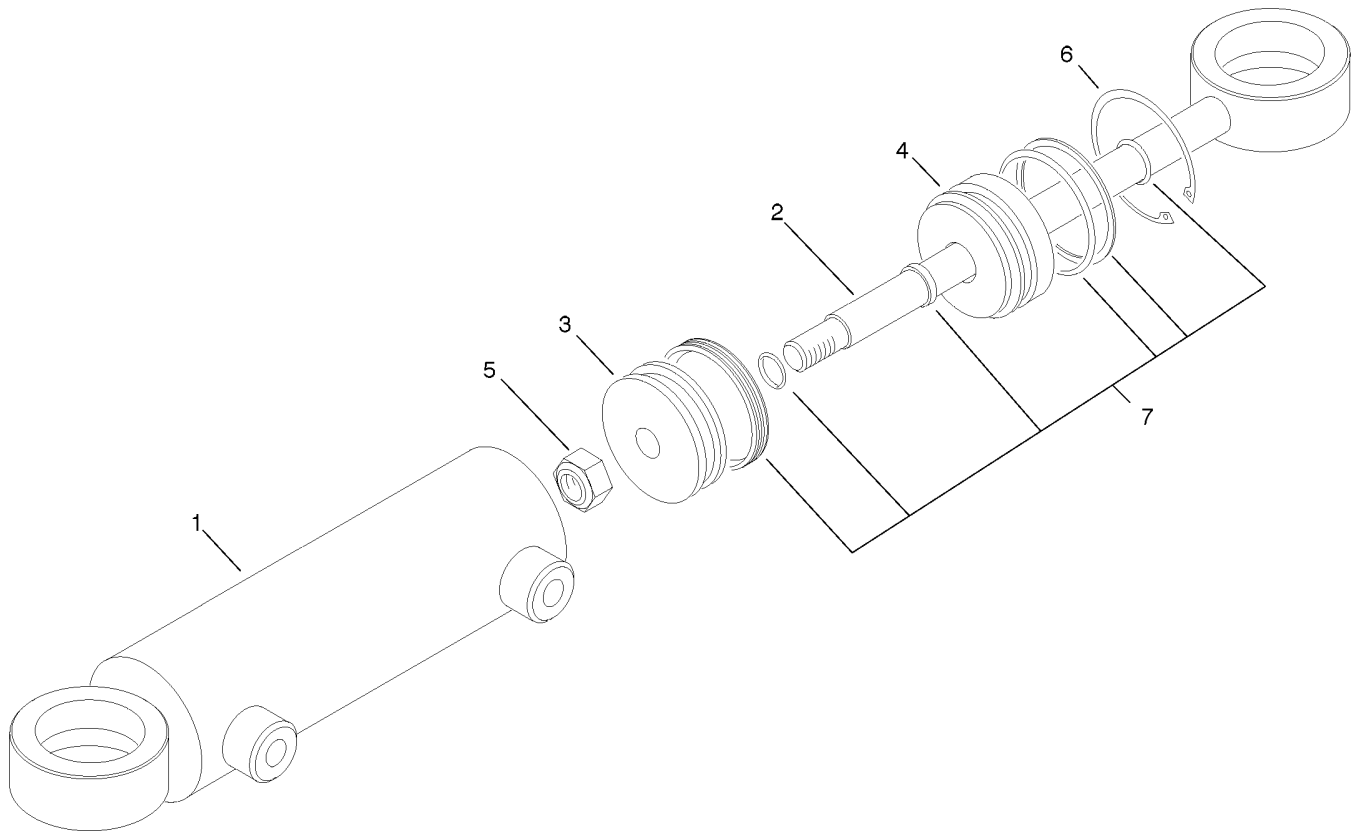


## Rear Fork And Tire Assembly

Ref.	Part Number	Qty.	Description	Ref.	Part Number	Qty.	Description
1:1	94-8141	1	HYD Cylinder ASM	17:1	237-65	1	O-Ring
1:2	92-5838	2	Joint-Ball	17:2	237-80	1	O-Ring
1:3	32151-104	2	Ring-Retaining, EXT	18	95-8694	1	HYD Motor ASM
4	302-5	1	Fitting-Grease	19	95-8832	1	Hose ASM
5	302-59	1	Plug-Threaded	20	95-8833	1	Hose ASM
6	3220-6	4	Nut-Jam	21	242-50	4	Nut-Lug
7	95-8905-01	1	Fork-Rear	22	82-8170	2	Clamp
8	325-3	1	Screw-HH	23	93-7960	2	Spacer
9	3255-2	1	Washer-Lock/EXT	24	93-7961	1	Clamp-Drain, Case
10	75-7730	1	Washer-Thrust	25	340-132	2	Fitting-Elbow, 90 DEG
11		1	Tire And Wheel ASM ●	25:1	237-78	1	O-Ring
11:1	95-8656	1	Tire	25:2	237-21	1	O-Ring
11:2	95-8657	1	Rim-Wheel	26	18-3979-03	1	Rear Casting ASM
11:3	232-27	1	Stem-Valve	26:1:2	302-5	1	Fitting-Grease
12	3274-93	4	Screw-HSH	27	3234-38	8	Screw-HHF
13	3296-23	4	Nut-Lock, NI	28	95-8805	2	Bushing
14:1	10-6870-03	1	Hub-Wheel	29	322-13	2	Screw-HH
14:2	10-6830	4	Stud-Type, Drive	30	3296-29	2	Nut-Lock, NI
16	26-3790	1	Nut-Lock	99	3290-378	6	Tie-Cable ■
17	340-14	2	Fitting-HYD, 45 DEG				

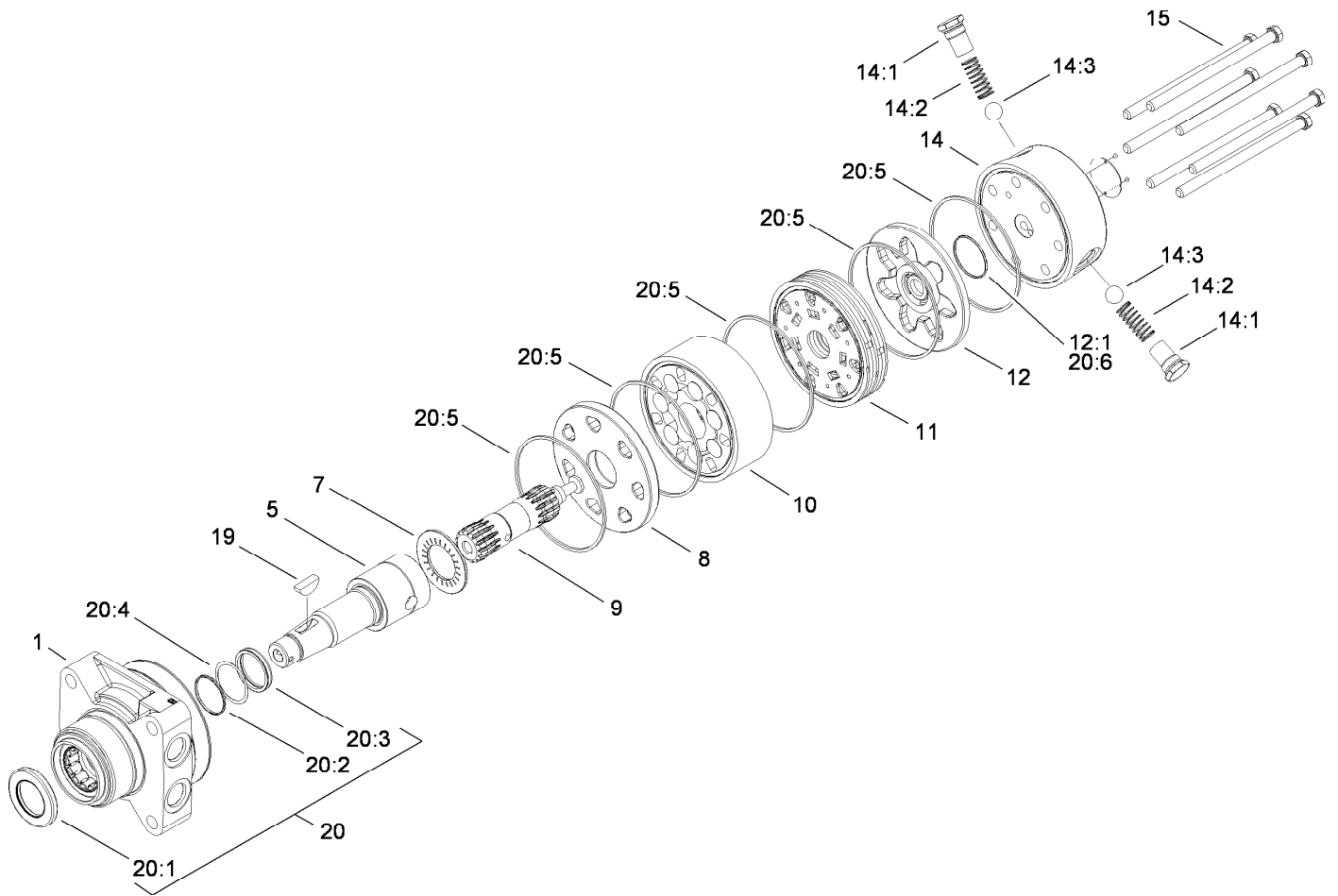
● Not serviced

■ \* Not Illustrated



## Hydraulic Cylinder Assembly No. 94-8141

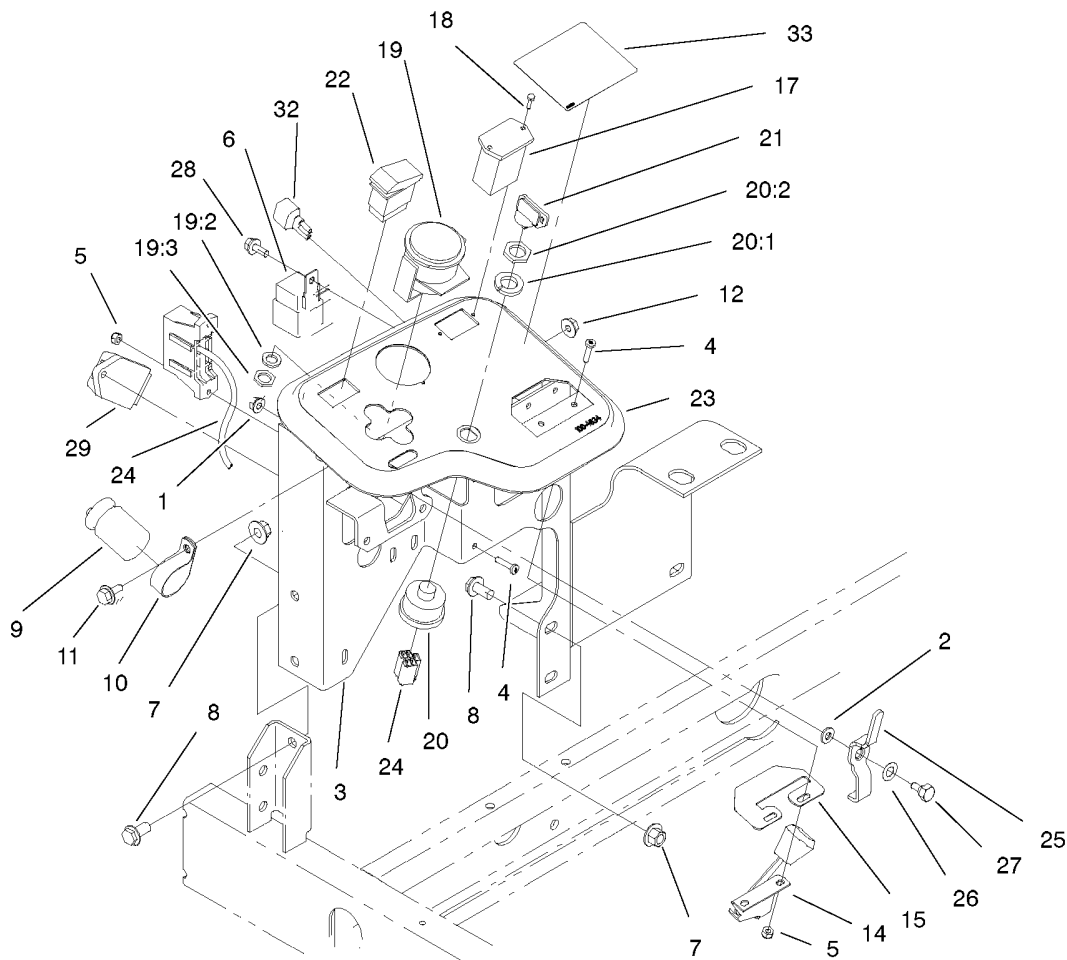
<i>Ref.</i>	<i>Part Number</i>	<i>Qty.</i>	<i>Description</i>
1	94-9955	1	Barrel ASM
2	94-9956	1	Piston Rod ASM
3	94-9957	1	Piston
4	94-9958	1	Gland-Cylinder
5	32152-10	1	Locknut
6	32120-8	1	Ring-Snap
7	86-5390	1	Kit-Repair, Seal



## Hydraulic Motor Assembly No. 95-8694

Ref.	Part Number	Qty.	Description
1	76-0810	1	Housing ASM
5	99-3090	1	Shaft-Coupling
7	76-0850	1	Bearing-Thrust
8	76-0870	1	Plate-Wear
9	99-3537	1	Link-Drive
10	99-3539	1	Set-Rotor
11	99-3535	1	Manifold
12	76-0880	1	Commutator ASM
12:1		1	Seal-Commutator ●
14	99-3538	1	End Cover ASM
14:1		1	Spring Cap And O-Ring ASM ●
14:2	99-3541	1	Spring
14:3	99-3540	1	Ball
15	99-3536	7	Screw-HH
19	3257-42	1	Key-Woodruff
20	94-8178	1	Seal Kit
20:1		1	Seal-Dirt And Water ●
20:2		1	Backup-Ring ●
20:3		1	Seal-Shaft ●
20:4		1	Washer-Back Up ●
20:5		5	Seal-Square, Ring (Inner) ●
20:6		1	Seal-Commutator ●

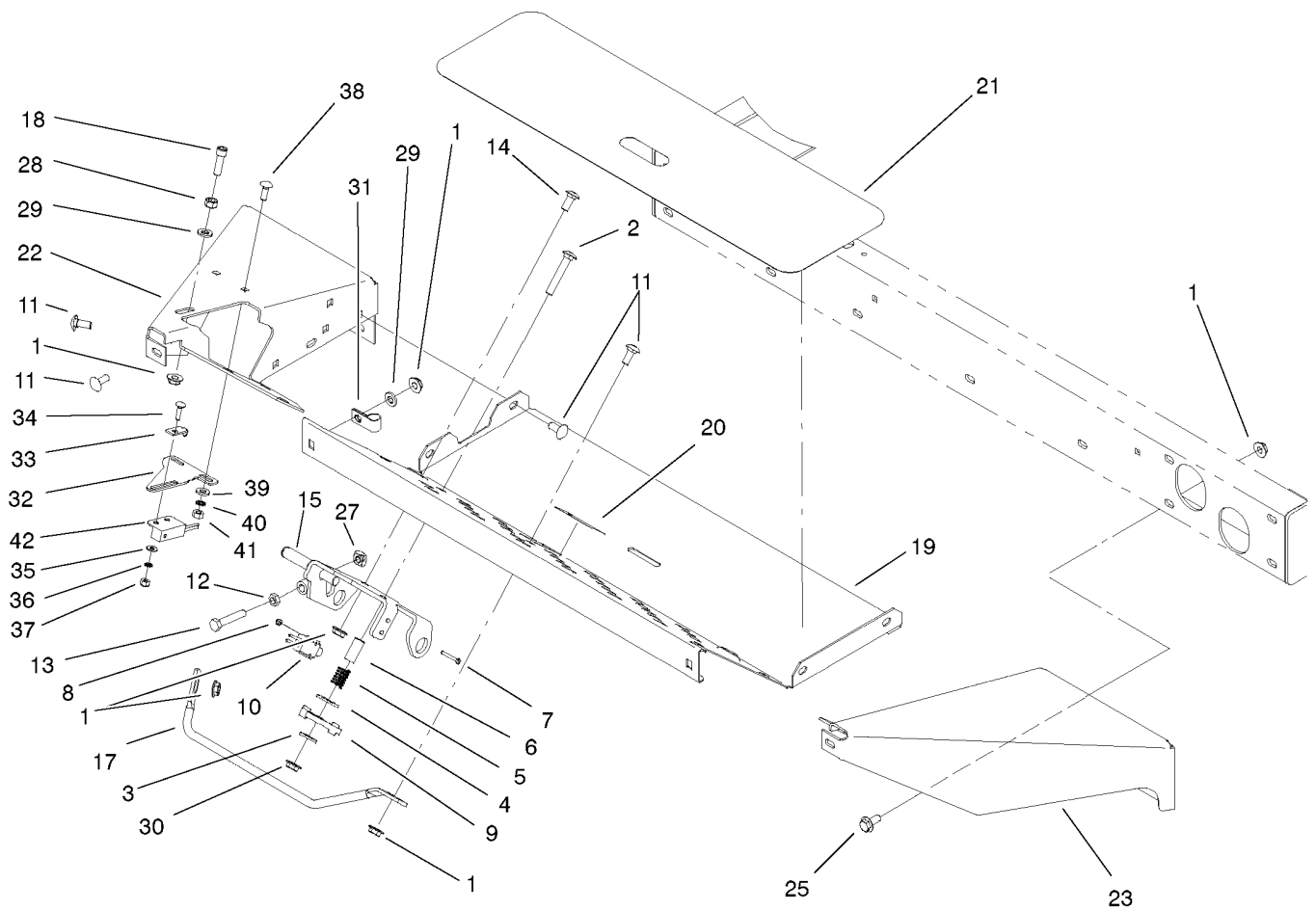
● Not serviced separately



## Control Panel Assembly

Ref.	Part Number	Qty.	Description	Ref.	Part Number	Qty.	Description
1	32128-32	1	Nut-HHF	19:2	3254-1	1	Washer-Lock, Internal
2	3256-22	1	Washer-Flat	19:3	3217-26	1	Nut-Hex
3	95-8712-03	1	Panel-Control	20	88-9830	1	Key Switch ASM
4	3250-27	4	Screw-PPH	20:1	3254-5	1	Washer-Lock, Internal
5	3296-2	2	Nut-Lock, NI	20:2	218-461	1	Nut-HH
6	70-1480	4	Relay	21	63-8360	2	Key-Ignition
7	32128-43	5	Nut-Flange	22	95-8999	1	Switch
8	3234-1	5	Screw-HHF	23	99-3493	1	Decal
9	37-2690	1	Capacitor	24	100-4823	1	Harness-Wire
10	2412-74	1	R-Clamp	25	99-3401-03	1	Lever-Valve, Lock
11	3234-4	1	Screw-HHF	26	3290-477	1	Washer-Curved
12	32128-33	1	Nut-HF	27	63-3410	1	Screw-Shoulder
14	95-8855	1	Control-Throttle	28	32144-10	5	Screw-HWH
15	104-0421	1	Plate-Stop, Throttle	29	98-7611	1	Controller-Glow
17	75-6820	1	Hourmeter	32	100-4918	4	Diode
18	32144-18	2	Screw-HWH	33	3290-148	2	Nut-Hex (W/Washer)
19	93-7053	1	Cluster-Lamp, Warning	99	3290-378	3	Tie-Cable ●
19:1	219-17	4	Bulb ●	99	3290-379	4	Tie-Cable ●

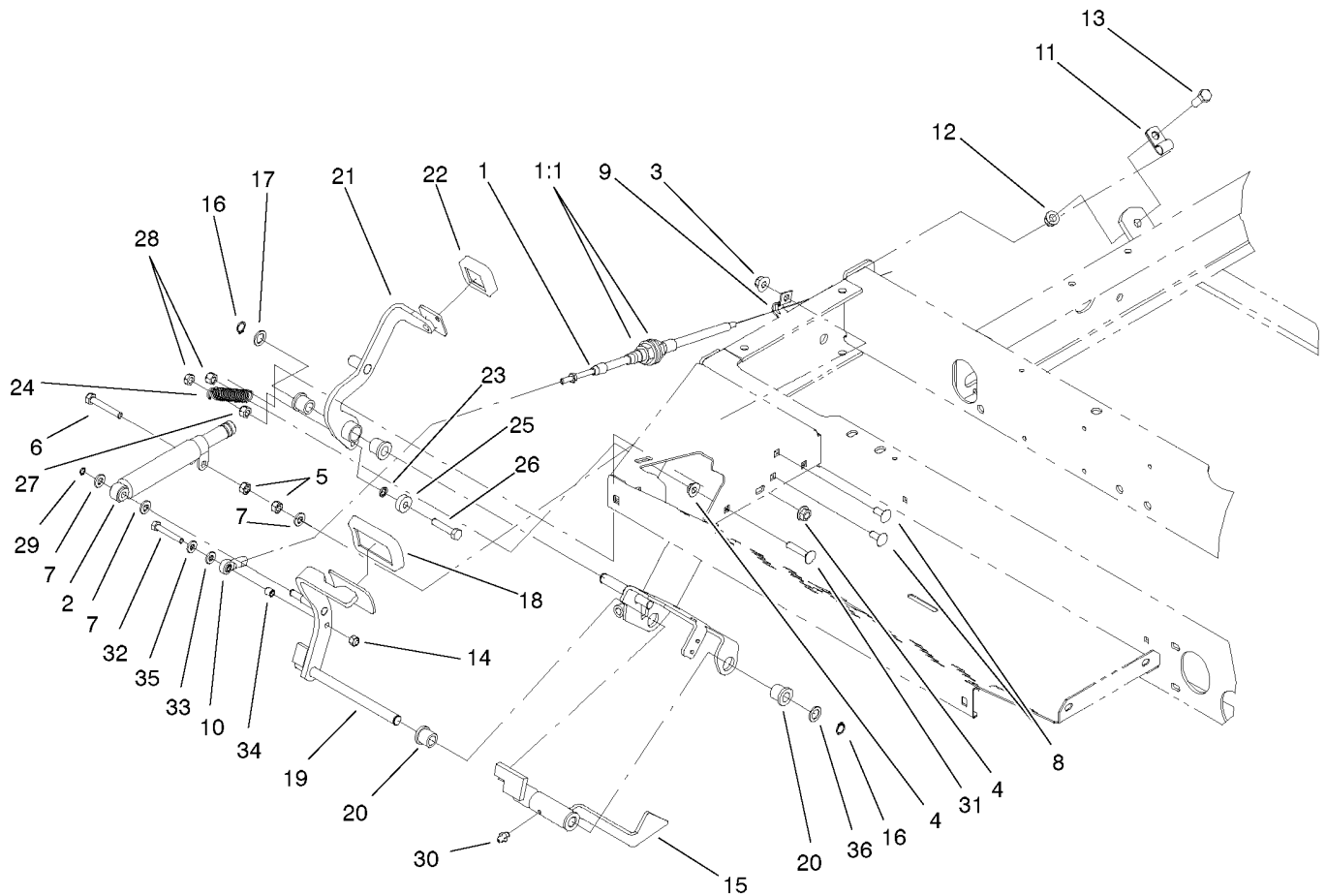
● \* Not Illustrated



## Front Platform Assembly

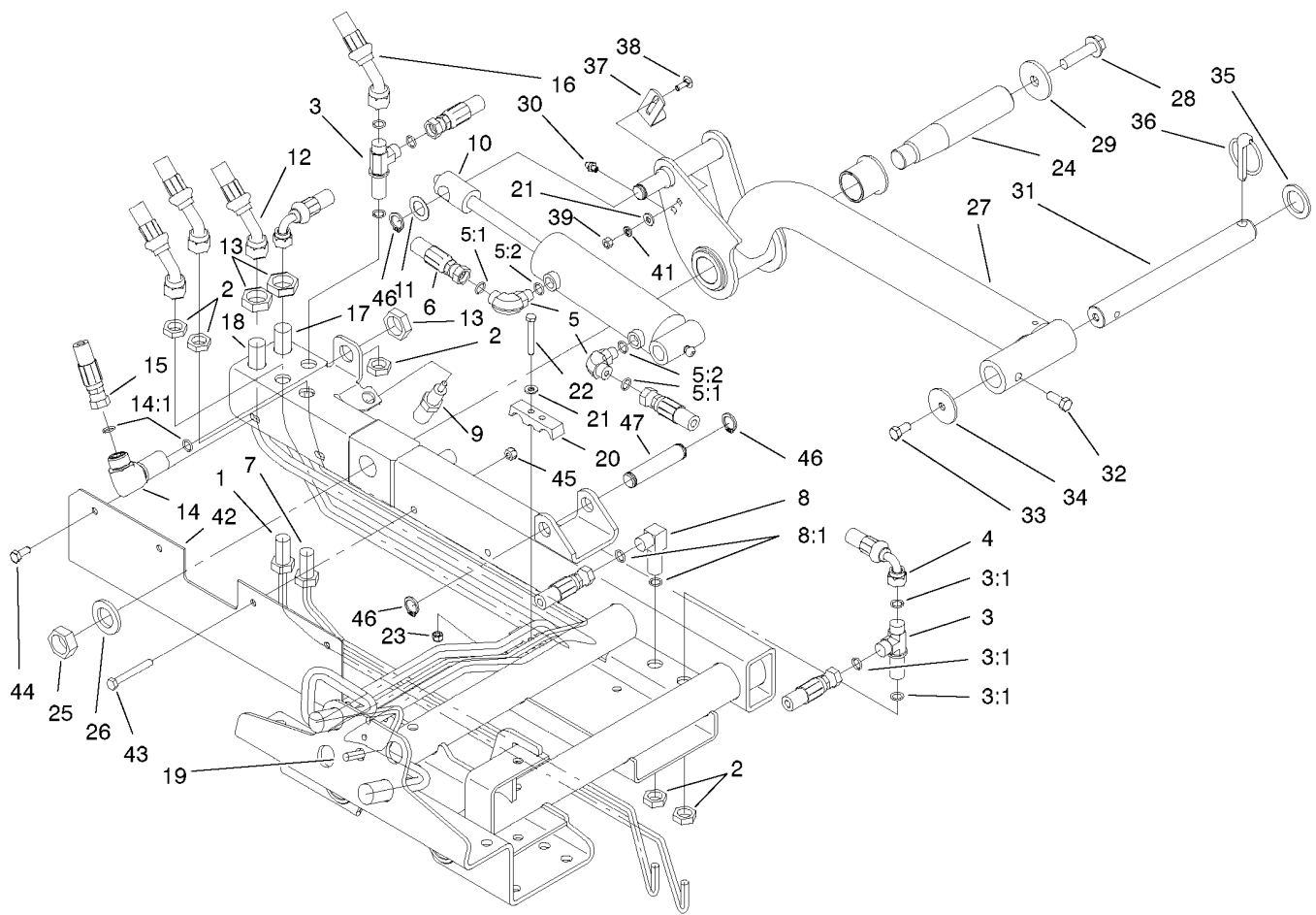
Ref.	Part Number	Qty.	Description	Ref.	Part Number	Qty.	Description
1	32128-44	22	Nut	22	100-4884-01	1	Support-Floor, RH
2	3230-6	1	Bolt-CARR	23	95-8612-01	1	Bracket-Floor Plate,LH
3	3256-3	1	Washer-Flat	25	3234-5	10	Screw
4	3256-40	1	Washer-Flat	27	99-3565	1	Nut-Square
5	65-9940	1	Spring	28	3217-6	1	Nut-Hex
6	95-8866	1	Tube-Arm, Rocker	29	3256-23	2	Washer-Plain
7	32105-9	2	Screw	30	3296-29	1	Nut-Lock, NI
8	3296-9	2	Nut-Lock NI	31	2412-103	1	Clamp
9	99-3593	1	Arm-Rocker	32	100-4871	1	Bracket-Switch, Neutral
10	95-8900	1	Switch	33	100-4872	1	Plate-Switch, Neutral
11	3230-1	9	Screw-CARR	34	3229-20	1	Screw-CARR
12	3218-2	1	Nut-Jam	35	3256-14	1	Washer-Flat
13	322-41	1	Screw-HH	36	3255-17	1	Washer-Lock/EXT
14	3230-23	2	Screw-CARR	37	3296-2	1	Nut-Lock, NI
15	95-8869-03	1	Bracket-Pedal, Traction	38	3229-1	2	Screw-CARR
17	95-8893	1	Bar-Deflector	39	3256-22	2	Washer-Flat
18	3274-22	1	Screw-HSH	40	3255-7	2	Washer-Lock/EXT
19	95-8610-01	1	Plate-Floor	41	3217-5	2	Nut-Hex
20	99-3444	1	Decal-Mow/Transport	42	100-1270	1	Switch-Proximity
21	99-3478	1	Tread-Foot	99	3290-379	2	Tie-Cable ●

● \* Not Illustrated



## Traction Pedal Assembly

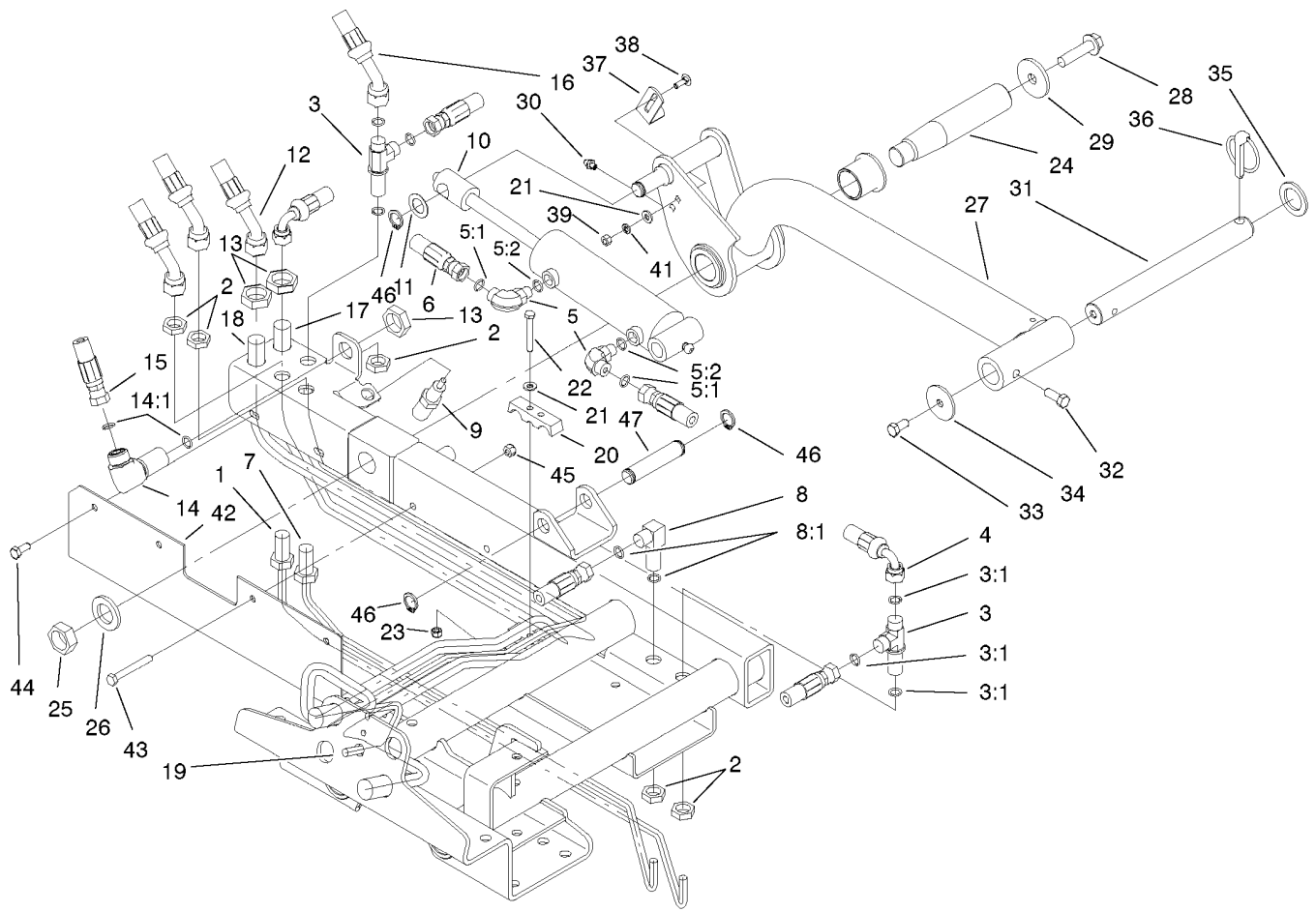
<i>Ref.</i>	<i>Part Number</i>	<i>Qty.</i>	<i>Description</i>	<i>Ref.</i>	<i>Part Number</i>	<i>Qty.</i>	<i>Description</i>
1	93-2099	1	Cable-Control, Traction	19	100-4875-03	1	Traction Pedal ASM
1:1	3220-1	2	Nut-Jam	20	256-243	2	Bearing-Flange
2	76-8870	1	Damper-Lever	21	99-3379	1	Pedal-Reverse
3	32128-20	2	Nut-HF	22	74-9110	1	Pad-Pedal, Reverse
4	32128-44	3	Nut	23	75-5470	1	Spacer-Bearing
5	3217-6	1	Nut-Hex	24	99-3476	1	Spring-Extension
6	322-10	1	Screw-HH	25	251-259	1	Bearing
7	3256-23	3	Washer-Plain	26	322-7	1	Screw-HH
8	3230-23	2	Screw-CARR	27	3296-29	1	Nut-Lock, NI
9	93-2092	1	Clamp-Cable	28	3296-47	2	Nut-Lock, NI
10	2411-41	1	Joint-Ball, Superior	29	32151-3	1	Ring-Grip, Ex
11	2412-10	1	Clamp-R	30	302-5	1	Fitting-Grease
12	32128-43	1	Nut-Flange	31	3230-27	1	Screw-CARR
13	323-6	1	Screw-HH	32	321-9	1	Screw-HH
14	3296-42	1	Nut-Lock, NI	33	33093-00	1	Washer-Flat
15	95-8861	1	Slide	34	99-3545	1	Spacer
16	32151-84	2	Ring-Shaft, EXT	35	3256-22	1	Washer-Flat
17	41-8440	1	Washer	36	73-0040	4	Washer-Thrust
18	74-9100	1	Pad-Pedal, Forward				



## Rear Lift Arm Assembly

Ref.	Part Number	Qty.	Description	Ref.	Part Number	Qty.	Description
1	95-8984	1	Tube-HYD	21	3256-22	6	Washer-Flat
2	340-70	5	Locknut-Bulkhead	22	321-11	2	Screw-HH
3	340-68	2	Fitting-Tee, Bulkhead	23	3296-42	2	Nut-Lock, NI
3:1	237-22	6	O-Ring	24	95-8990	1	Shaft-Pivot, Rear
4	95-8831	1	Hose-HYD	25	3220-9	1	Nut-Jam
5	340-77	2	Fitting-Elbow, 90 DEG	26	86-1480	1	Washer
5:1	237-22	1	O-Ring	27	95-8985	1	Lift Arm Assembly
5:2	237-42	1	O-Ring	28	3234-27	1	Screw-HHF
6	99-3576	1	Hose-HYD	29	75-7730	1	Washer-Thrust
7	95-8983	1	Tube-HYD	30	302-5	1	Fitting-Grease
8	340-154	1	Union-Bulkhead	31	95-8979	1	Shaft
8:1	237-22	2	O-Ring	32	323-6	1	Screw-HH
9	93-6762	1	Switch-Ball	33	323-4	1	Screw-HH
10	95-8978	1	Cylinder-HYD	34	63-7400	1	Washer-Rebound
11	3-6498	1	Washer-Thrust	35	3-6781	1	Washer-Thrust
12	99-3574	1	Hose-HYD	36	283-71	1	Pin-Lynch
13	340-127	3	Nut-Bulkhead	37	95-8613	1	Bracket-Switch
14	93-9151	1	Fitting-HYD	38	3229-1	2	Screw-CARR
14:1	237-30	2	O-Ring	39	3217-5	2	Nut-Hex
15	99-3578	1	Hose-HYD	41	3253-3	2	Washer-Lock
16	99-3577	1	Hose ASM	42	95-8591-03	1	Guard
17	95-8980	1	Tube ASM	43	322-12	2	Screw-HH
18	95-8981	1	Tube ASM	44	322-3	2	Screw-HH
19	95-8982	1	Tube ASM	45	32128-20	4	Nut-HF
20	93-2509	2	Clamp-Tube	46	32120-93	3	Ring-Retaining

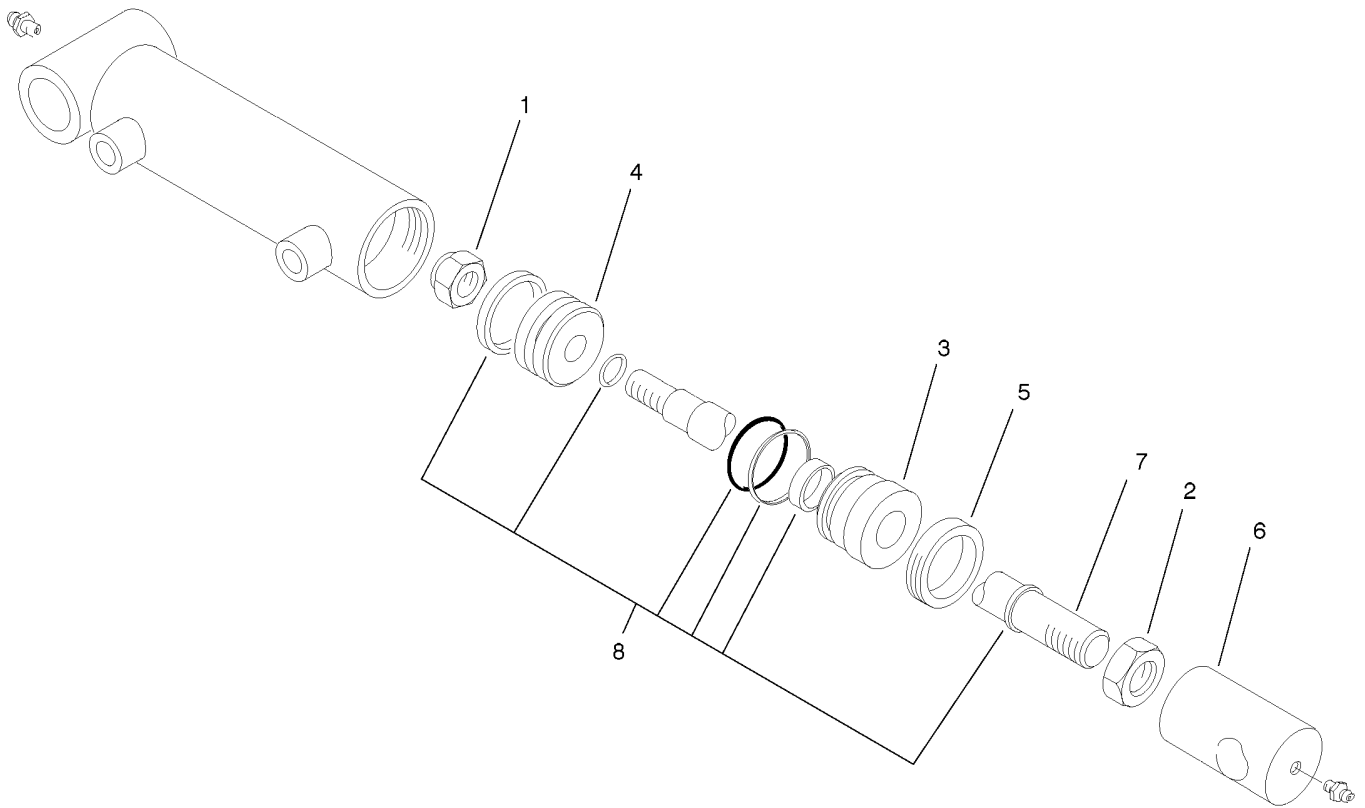
● \* Not Illustrated



## Rear Lift Arm Assembly (continued)

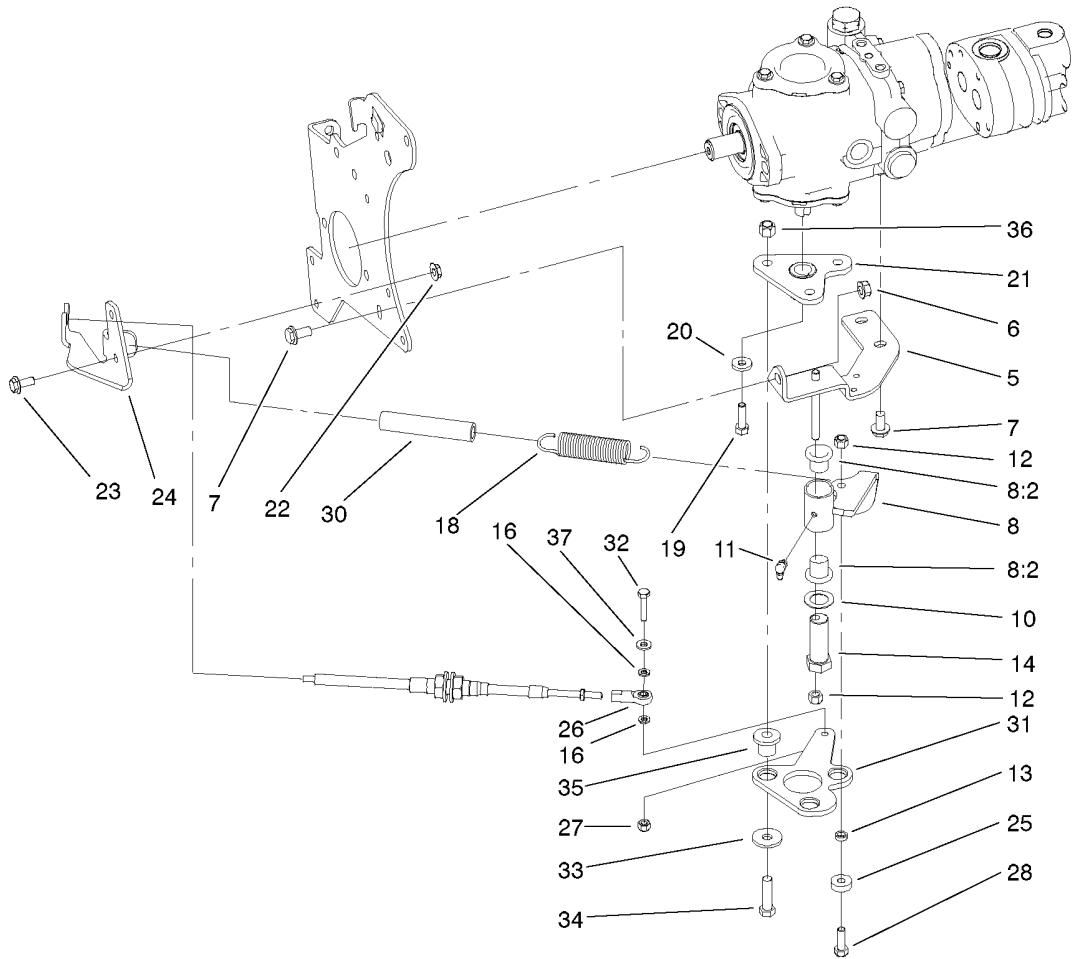
<b>Ref.</b>	<b>Part Number</b>	<b>Qty.</b>	<b>Description</b>
47	95-8575	1	Pin-Clevis
99	3290-379	1	Tie-Cable ●

● \* Not Illustrated



## Hydraulic Cylinder Assembly No. 95-8978

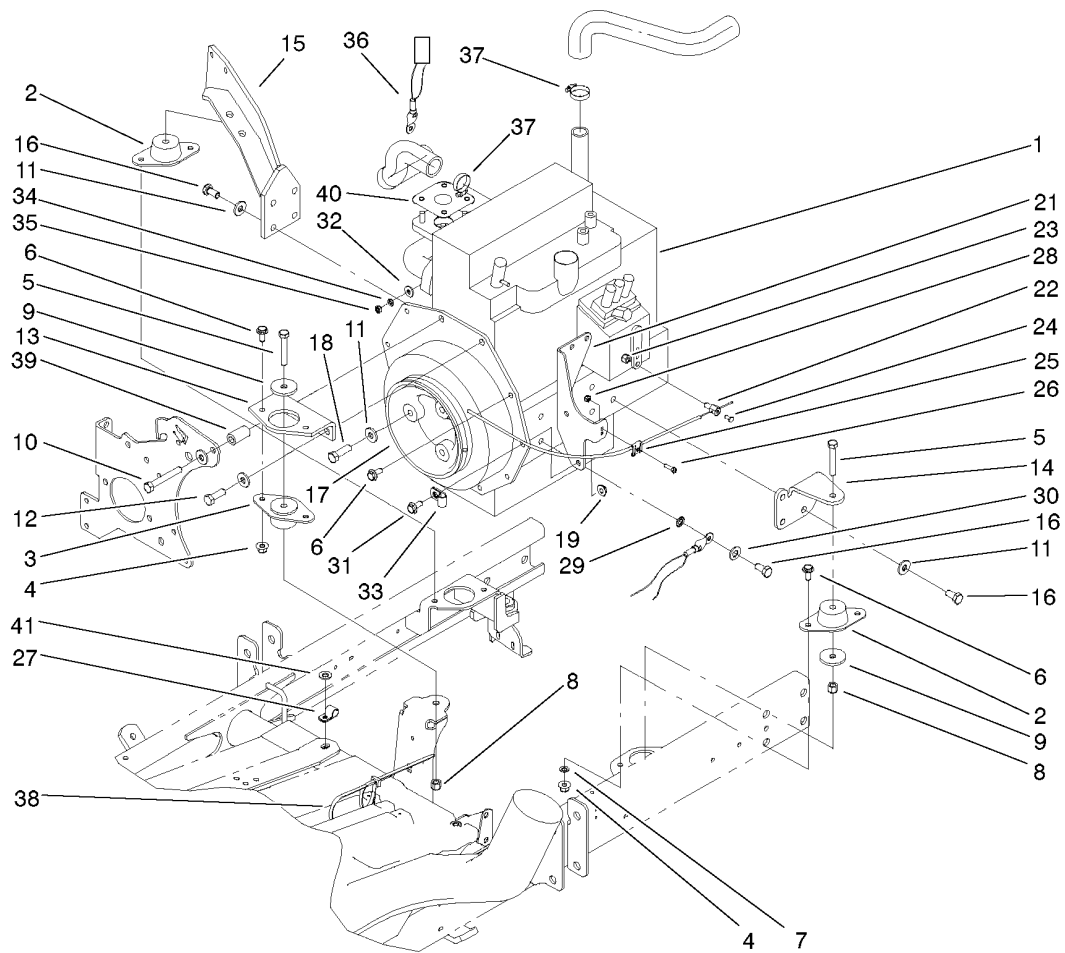
<i>Ref.</i>	<i>Part Number</i>	<i>Qty.</i>	<i>Description</i>
1	32152-10	1	Locknut
2	3220-6	1	Nut-Jam
3	65-4860	1	Head
4	52-1990	1	Piston-Cylinder, HYD
5	99-3532	1	Collar-Internal
6	99-3533	1	Clevis
7	99-3534	1	Shaft
8	83-7240	1	Kit-Repair, Seal



## Neutral Arm Assembly

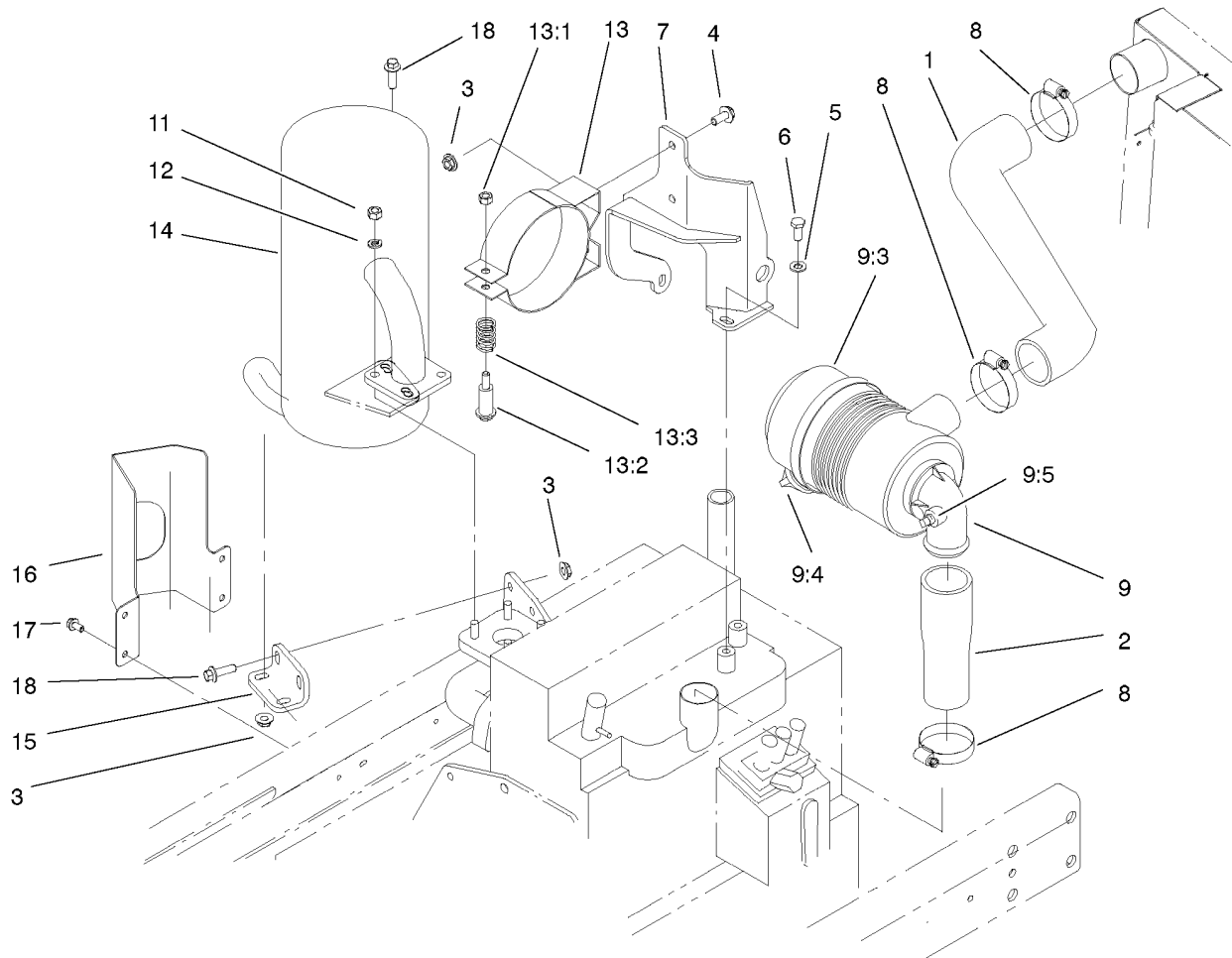
Ref.	Part Number	Qty.	Description
5	95-8960-03	1	Bracket-Neutral
6	32128-43	1	Nut-Flange
7	3234-1	3	Screw-HHF
8	104-0422	1	Neutral Arm ASM
8:2	256-113	2	Bushing-Flange
10	3-6498	1	Washer-Thrust
11	302-60	1	Fitting-Lube
12	3296-29	2	Nut-Lock, NI
13	100-4817	1	Spacer
14	76-8640	1	Stud-Traction
16	33093-00	2	Washer-Flat
18	94-1369	1	Spring-Extension
19	3210-6	1	Screw-HH
20	88-7200	1	Washer-Flat
21	99-3598-03	1	Hub

Ref.	Part Number	Qty.	Description
22	32128-44	2	Nut
23	3234-5	2	Screw
24	99-3553-03	1	Bracket-Support, Cable
25	251-259	1	Bearing
26	2411-41	1	Joint-Ball, Superior
27	3296-42	1	Nut-Lock, NI
28	3274-104	1	Screw-HSBH
30	99-3556	1	Hose
31	99-3594-03	1	Lever-Pump
32	321-8	1	Screw-HH
33	2844	3	Washer
34	95-3857	3	Screw-Head, Button
35	63-9750	3	Mount
36	3296-39	3	Nut-Lock, NI
37	3256-22	1	Washer-Flat



## Engine Assembly

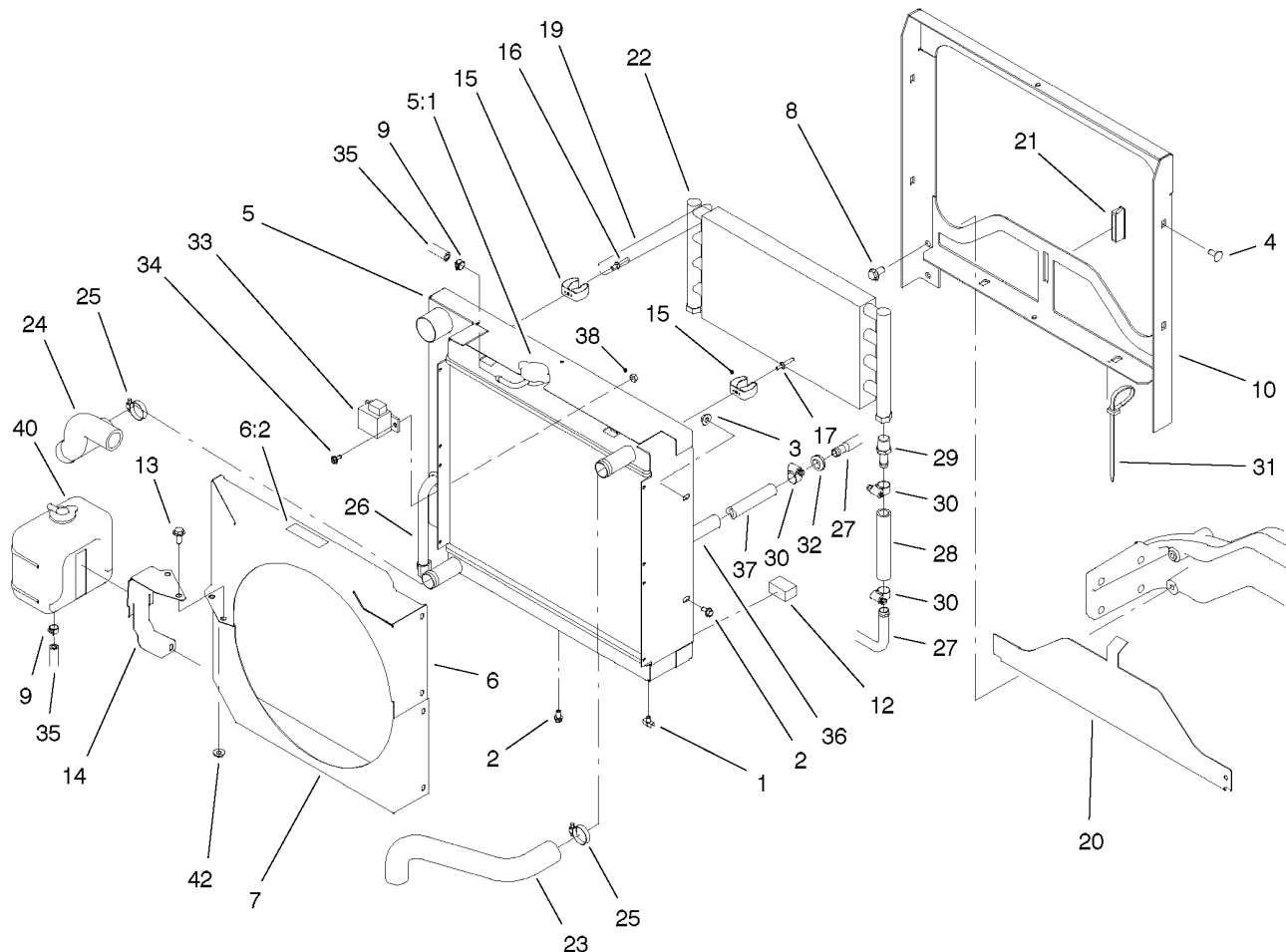
<i>Ref.</i>	<i>Part Number</i>	<i>Qty.</i>	<i>Description</i>	<i>Ref.</i>	<i>Part Number</i>	<i>Qty.</i>	<i>Description</i>
1	95-8912	1	Engine-Kubota, D1105-Eb-Toro-2-S1	22	98-9311	1	Swivel-Throttle
2	83-1030	2	Mount-Engine	23	3296-20	1	Nut-Lock, NI
3	93-5265	1	Mount-Engine	24	25-8640	1	Screw-HH
4	32128-20	6	Nut-HF	25	81-1690	1	Clamp-Cable
5	323-11	3	Screw-HH	26	32105-13	1	Screw-SHH
6	3234-5	7	Screw	27	2412-112	1	Clamp
7	3255-8	1	Washer-Lock/EXT	28	3296-2	1	Nut-Lock, NI
8	3296-39	3	Nut-Lock, NI	29	3255-9	1	Washer-Lock/EXT
9	80-8560	3	Washer-Hardened	30	3256-25	1	Washer-Flat
10	42-9370	1	Bolt/Washer	31	3234-17	1	Screw-HHF
11	80-6990	12	Washer-Hardened	32	3256-78	1	Washer-Flat
12	95-8812	1	Screw-HH	33	2412-10	1	Clamp-R
13	95-8926-03	1	Mount-Engine, Front	34	43-5930	1	Washer-Lock, Spring
14	95-8937-03	1	Mount-Engine, LH	35	48-7890	1	Nut-Hex
15	95-8919-03	1	Mount-Engine	36	99-3441	1	Harness-Wire, Fusible Link
16	63-7790	8	Screw-Cap	37	2412-34	2	Clamp-Hose
17	99-3412-03	1	Pulley	38	3290-378	1	Tie-Cable
18	56-2140	3	Screw-HH	39	95-8736	1	Spacer
19	32128-44	2	Nut	40	98-9611	1	Gasket
21	99-3354-03	1	Support-Filter, Throttle	41	3256-24	1	Washer-Flat



## Air Cleaner And Muffler Assembly

Ref.	Part Number	Qty.	Description
1	95-8946	1	Hose-Upper, Air Inlet
2	95-8947	1	Hose-Air Inlet, Lower
3	32128-44	6	Nut
4	3234-5	3	Screw
5	3256-23	2	Washer-Plain
6	33114-016	2	Screw-HH
7	99-3355-03	1	Bracket-Filter, Air
8	2412-92	4	Clamp-Hose
9	93-2190	1	Air Cleaner ASM
9:2	93-2195	1	Filter ●
9:3	94-3652	1	Cover ASM
9:4	94-1414	1	Valve
9:5	285-17	1	Plug-Pipe
11	33014-00	4	Nut
12	42-9850	4	Washer-Lock, Spring
13	93-2191	1	Air Cleaner Mounting Band ASM
13:2	94-3653	1	Bolt
13:3	94-3654	1	Spring
13:4	48-9510	1	Nut
14	95-8942	1	Muffler
15	95-8943-03	1	Bracket-Muffler
16	99-3425-03	1	Guard-Exhaust
17	32144-4	4	Screw-HWH
18	3234-17	3	Screw-HHF

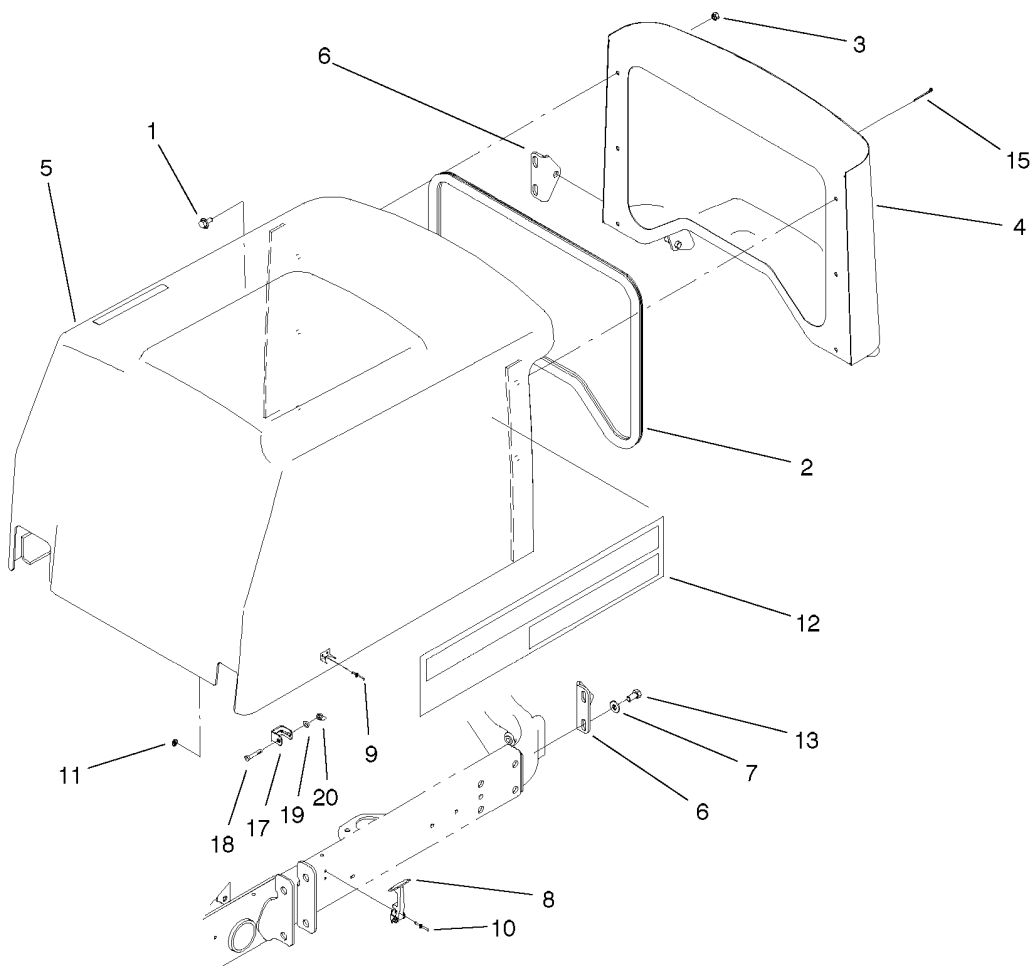
● \* Not Illustrated



## Radiator Assembly

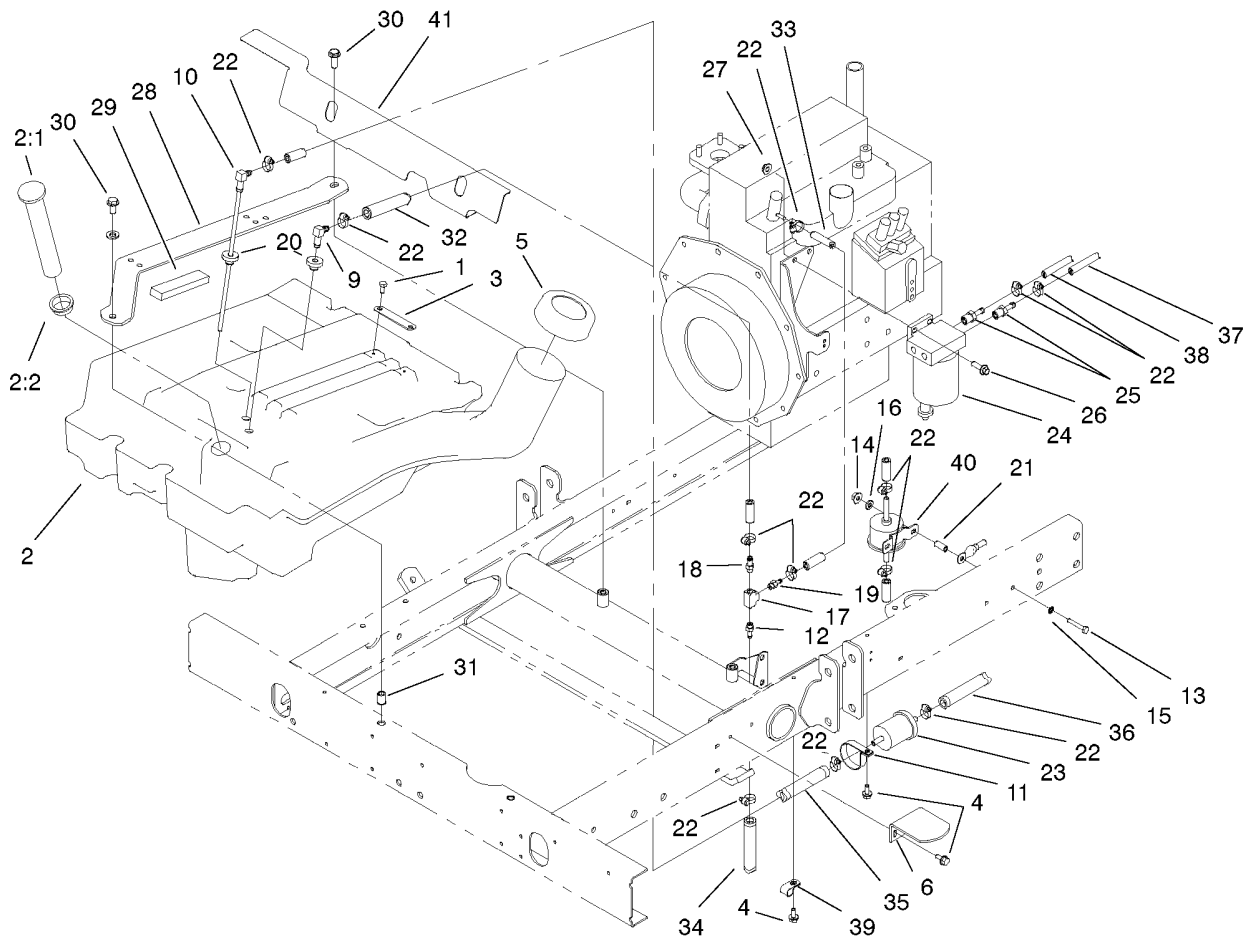
Ref.	Part Number	Qty.	Description	Ref.	Part Number	Qty.	Description
1	304-46	1	Draincock	22	75-1040	1	Cooler-Oil
2	32104-116	11	Screw-HWHTF	23	95-8944	1	Hose-Radiator, Upper
3	32128-44	4	Nut	24	95-8945	1	Hose-Radiator, Lower
4	3230-1	4	Screw-CARR	25	2412-34	2	Clamp-Hose
5	95-8934	1	Radiator	26	95-8704	1	Tube-HYD
5:1	93-5957	1	Cap-Radiator	27	95-8705	1	Tube-HYD
6	99-3580	1	Shroud-Fan, Top	28	95-8706	2	Hose-HYD
6:2	93-6681	1	Decal-Warning, Fan	29	95-8710	2	Fitting-Barb
7	99-3360-03	1	Shroud-Fan, Bottom	30	2412-36	5	Clamp-Hose
8	3234-1	4	Screw-HHF	31	3290-378	2	Tie-Cable
9	92-2379	2	Clamp-Hose	32	99-3481	2	Grommet
10	100-4903-03	1	Frame-Radiator	33	66-8800	1	Relay
12	95-8962	2	Seal-Foam, Radiator	34	32105-13	2	Screw-SHH
13	3234-5	2	Screw	35	63-7623	1	Hose-Fuel
14	95-8879-03	1	Bracket-Reservoir	36	56-7985	1	Sleeve-Protective
15	95-8939	2	Spring-Clip	37	99-3500	1	Hose
16	3269-22	1	Rivet-Pop	38	3296-2	2	Nut-Lock, NI
17	3269-23	1	Rivet-Pop	40	98-9323	1	Bottle-Overflow, Water
19	99-3390	1	Lanyard	42	32128-20	2	Nut-HF
20	95-8702-03	1	Shield-Radiator, Lower	99	3290-379	1	Tie-Cable ●
21	99-3497	1	Magnet				

● \* Not Illustrated



## Hood Assembly

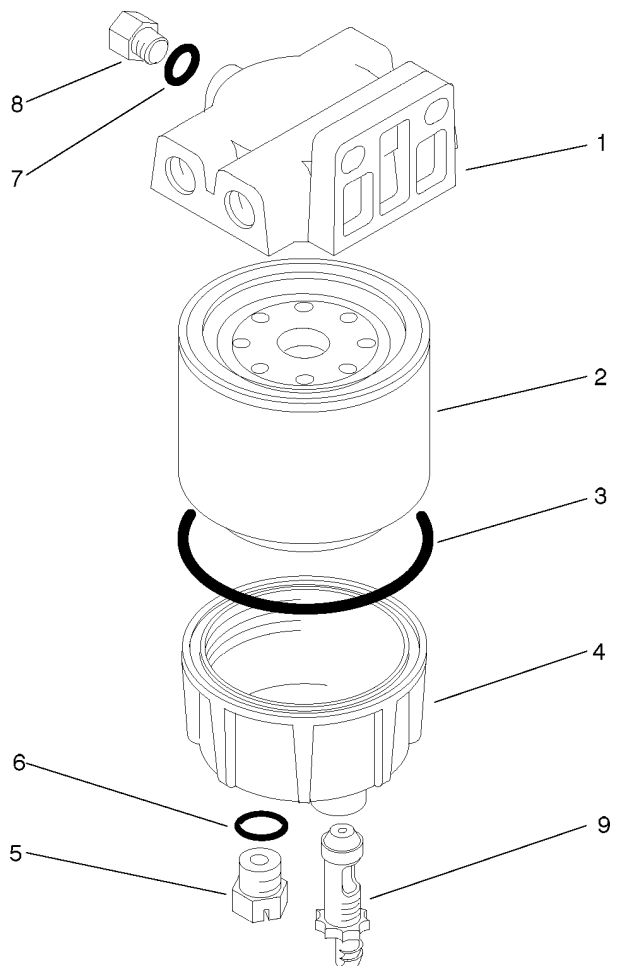
<i>Ref.</i>	<i>Part Number</i>	<i>Qty.</i>	<i>Description</i>
1	3234-4	6	Screw-HHF
2	95-8809	1	Trim-Seal
3	3296-42	6	Nut-Lock, NI
4	95-8724-03	1	Screen-Hood
5	95-8935	1	Hood ASM
6	95-8728	2	Bracket-Hood Pivot
7	3256-24	4	Washer-Flat
8	59-9740	2	Flex Draw Latch ASM
9	98-7310	4	Rivet
10	3290-55	4	Rivet-Pop
11	3269-10	4	Washer-Back
12	99-3387	2	Decal
13	323-6	4	Screw-HH
15	3290-467	1	Pin-Hair
17	99-3568	1	Bracket-Lock,CE
18	321-9	1	Screw-HH
19	3256-22	1	Washer-Flat
20	3296-42	1	Nut-Lock, NI



## Fuel Tank Assembly

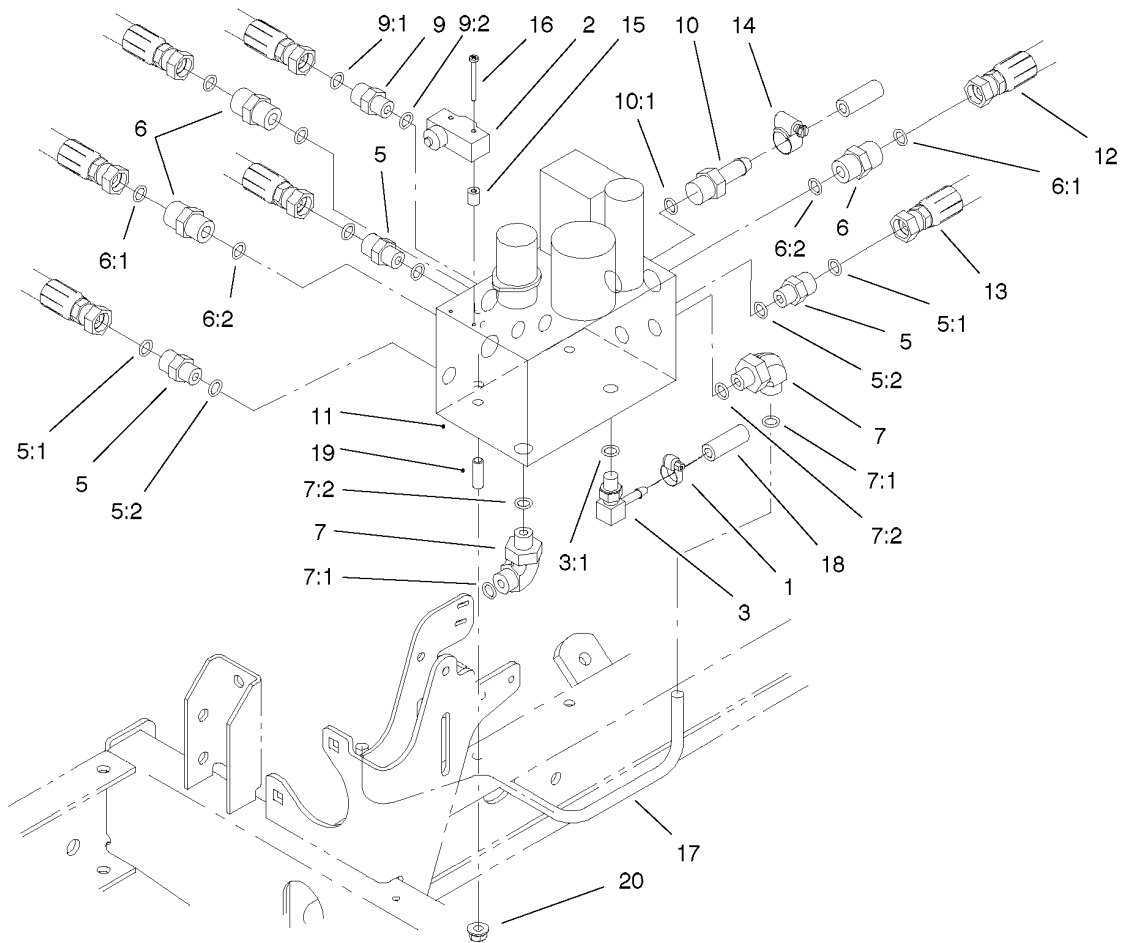
Ref.	Part Number	Qty.	Description	Ref.	Part Number	Qty.	Description
1	321-2	2	Screw-HH	22	2412-108	13	Clamp-Worm
2	95-8620	1	Tank-Fuel	23	98-7612	1	Filter-Fuel
2:1	95-8971	1	Gauge-Fuel	24	98-9305	1	Filter-Water/Fuel
2:2	95-8972	1	Grommet	25	353-783	2	Fitting-Pump
3	95-8881	1	Strap-Line, Fuel	26	3234-17	2	Screw-HHF
4	32144-10	4	Screw-HWH	27	32128-44	2	Nut
5	95-4193	1	Diesel Gas Cap ASM	28	95-8731-03	2	Strap-Support, Seat
6	95-8968-03	1	Support-Tank, Fuel	29	95-8896	2	Foam
9	46-6550	1	Fitting-HYD, 90 DEG	30	3234-11	4	Screw-HHF
10	66-8121	1	Standpipe	31	32148-9	2	Nut-Clinch
11	2412-148	1	Clamp-R	32	71-3380	1	Hose-Fuel
12	304-73	1	Fitting-Straight	33	99-3498	1	Return-Line, Fuel
13	321-9	2	Screw-HH	34	99-3185	1	Line-Fuel
14	32128-33	2	Nut-HF	35	71-3383	1	Hose-Fuel
15	3255-7	1	Washer-Lock/EXT	36	19-3250	1	Hose-Line, Fuel
16	3256-22	2	Washer-Flat	37	63-9640	1	Hose
17	354-20	1	Fitting-Tee	38	99-3554	1	Hose-Fuel
18	354-21	1	Fitting-Barbed	39	2412-73	1	Clamp-R
19	354-22	1	Fitting-Barbed	40	99-3464	1	Pump-Fuel
20	46-6560	2	Bushing	41	104-4833-03	1	Shield-Heat
21	87-4710	2	Spacer-Brake, Parking	99	3290-379	2	Tie-Cable ●

● \* Not Illustrated



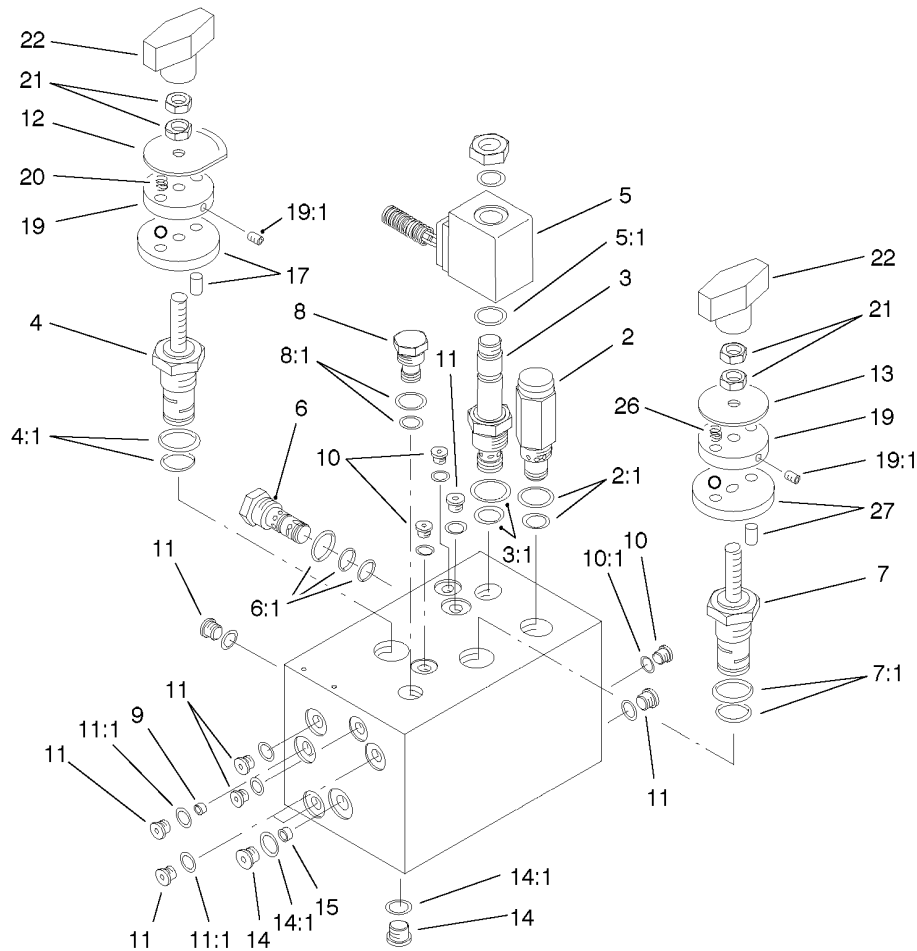
## Water / Fuel Filter Assembly No. 98-9305

<i>Ref.</i>	<i>Part Number</i>	<i>Qty.</i>	<i>Description</i>
1	98-9772	1	Head-Filter
2	98-9764	1	Element-On, Spin
3	98-9774	1	O-Ring-Base, Filter
4	98-9775	1	Base-Filter
5	98-9773	1	Plug-Base, Filter
6	237-42	1	O-Ring
7	237-78	1	O-Ring
8	98-9776	1	Plug-Head, Filter
9	98-9777	1	Drain Valve ASM



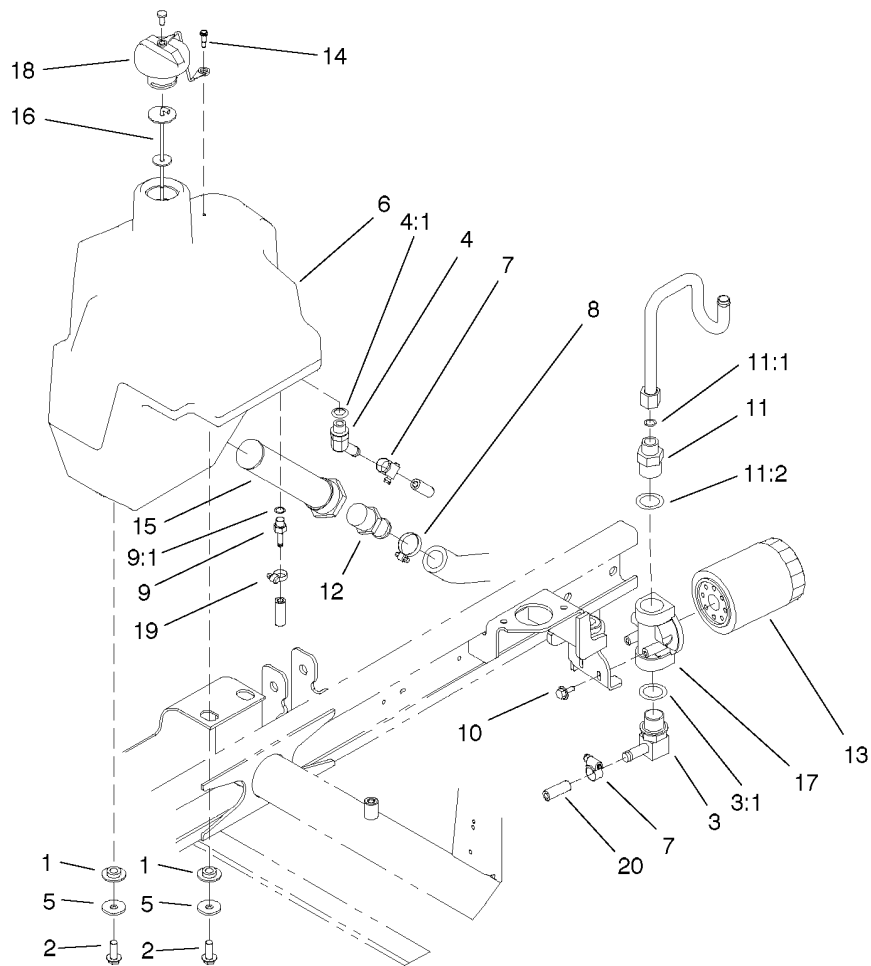
## Manifold Block Assembly

<i>Ref.</i>	<i>Part Number</i>	<i>Qty.</i>	<i>Description</i>	<i>Ref.</i>	<i>Part Number</i>	<i>Qty.</i>	<i>Description</i>
1	2412-108	1	Clamp-Worm	9:1	237-22	1	O-Ring
2	29-6162	1	Switch-Micro	9:2	237-78	1	O-Ring
3	304-99	1	Stem-Hose	10	354-121	1	Fitting-HYD, Straight
3:1	237-78	1	O-Ring	10:1	237-79	1	O-Ring
5	340-2	3	Fitting-Straight	11	95-8675	1	Manifold - Hydraulic
5:1	237-22	1	O-Ring	12	95-8829	1	Hose ASM
5:2	237-42	1	O-Ring	13	95-8830	1	Hose ASM
6	340-4	3	Adapter	14	2412-36	1	Clamp-Hose
6:1	237-30	1	O-Ring	15	95-8762	2	Spacer
6:2	237-79	1	O-Ring	16	3250-46	2	Screw-PPH
7	340-77	2	Fitting-Elbow, 90 DEG	17	99-3551	1	Tube-HYD
7:1	237-22	1	O-Ring	18	66-8160	1	Hose-Hydraulic
7:2	237-42	1	O-Ring	19	104-0430	2	Stud
9	340-88	1	Fitting-Straight	20	32128-20	2	Nut-HF



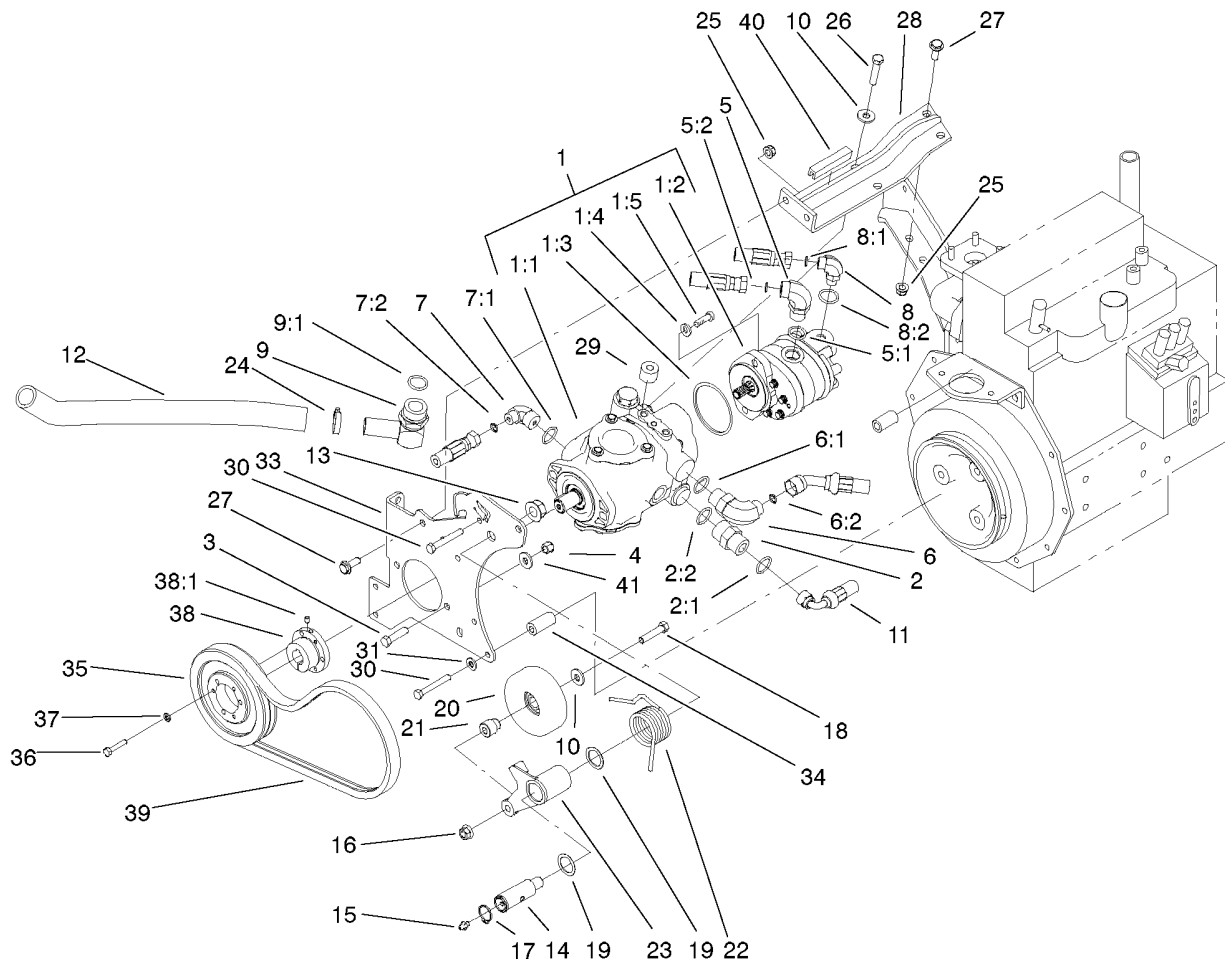
## Hydraulic Manifold Assembly No. 95-8675

Ref.	Part Number	Qty.	Description	Ref.	Part Number	Qty.	Description
2	94-3655	1	Valve-Relief	10:1	237-156	1	O-Ring
2:1	75-2080	1	Seaikit	11	353-990	12	Plug ASM
3	93-7494	1	Cartridge	11:1	237-78	1	O-Ring
3:1	75-2080	1	Seaikit	12	99-3543	1	Plate-Indicator
4	94-3657	1	Spool ASM	13	94-5026	1	Plate-Indicator
4:1	94-3661	1	Kit-Seal, 4-Way	14	353-989	3	Plug-Hex, Hollow
5	83-2010	1	Coil-Valve	14:1	237-42	1	O-Ring
5:1	94-5438	1	Seal-Solenoid	15	99-3544	1	Plug
6	69-4120	1	Cartridge-Logic	17	94-5021	1	Plate-Locating
6:1	69-4240	1	Kit-Seal	19	94-5023	2	Plate-Detent
7	94-3659	1	Control-Flow, Rotary	19:1	3245-36	1	Screw-HSH
7:1	75-2080	1	Seaikit	20	94-5024	2	Spring
8	99-3542	1	Cartridge-Plug, Cavity	21	3218-1	4	Nut-Jam
8:1	69-4240	1	Kit-Seal	22	94-5020	2	Knob ASM
9	95-5999	2	Plug-Orifice	26	94-5027	2	Spring
10	353-991	4	Plug-Hex, Hollow	27	94-5025	1	Plate-Locating



## Hydraulic Tank Assembly

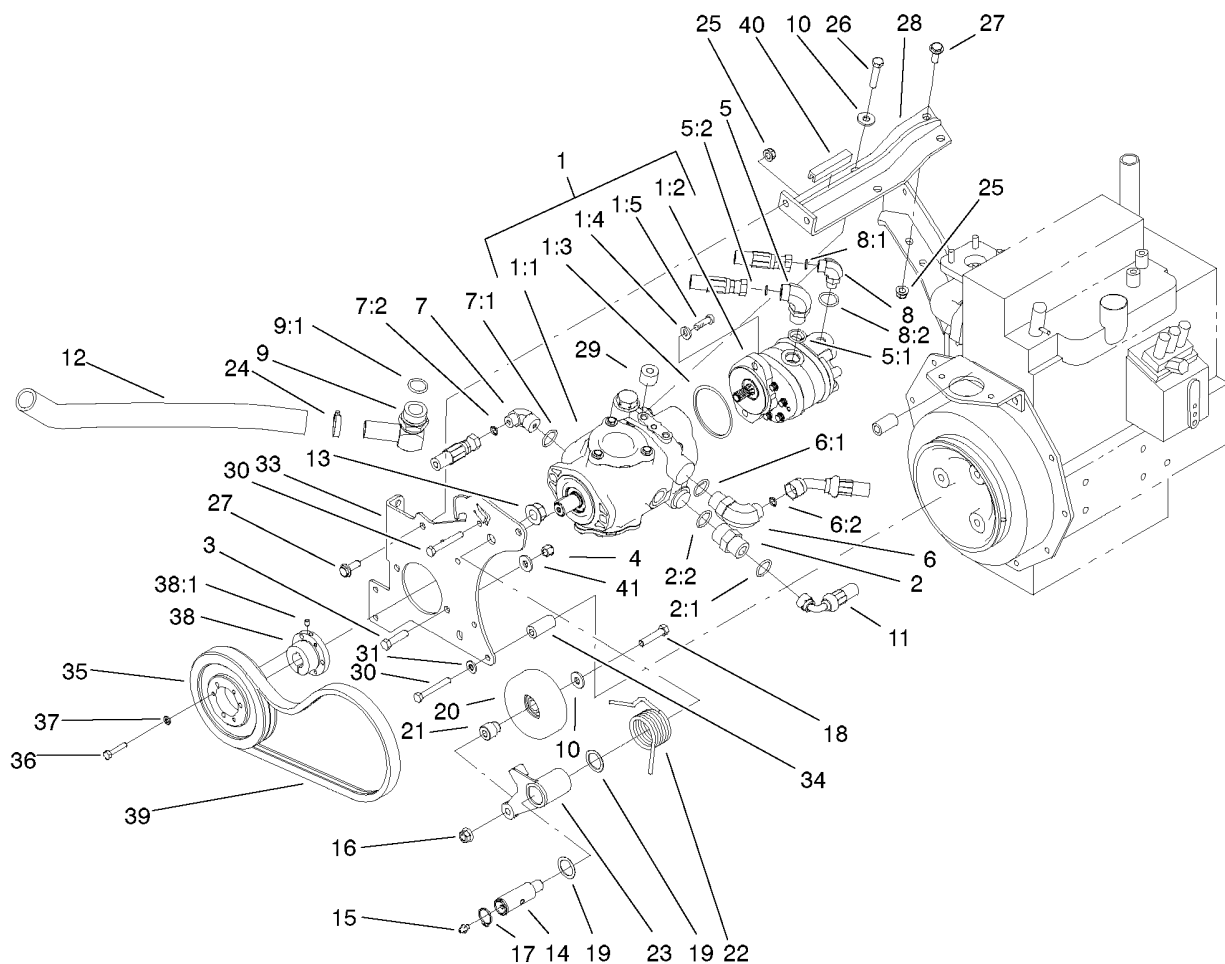
<i>Ref.</i>	<i>Part Number</i>	<i>Qty.</i>	<i>Description</i>	<i>Ref.</i>	<i>Part Number</i>	<i>Qty.</i>	<i>Description</i>
1	240-11	4	Grommet-Mount, Tank	11	340-8	1	Fitting-Straight
2	3234-11	4	Screw-HHF	11:1	237-65	1	O-Ring
3	95-8814	1	Fitting-Barb, 90	11:2	237-81	1	O-Ring
3:1	237-81	1	O-Ring	12	353-682	1	Fitting-Hose
4	354-126	1	Fitting-Elbow, 45	13	54-0110	1	Filter-Oil, Transmission
4:1	237-79	1	O-Ring	14	57-5420	1	Screw-Shoulder
5	63-8410	4	Washer	15	75-0550	1	Suction-Strainer
6	95-8708	1	Tank-Hydraulic	16	75-3710	1	Dipstick
7	2412-36	2	Clamp-Hose	17	92-5821	1	Head-Filter
8	2412-34	1	Clamp-Hose	18	93-7160	1	Cap-Oil, HYD
9	95-8849	1	Fitting-HYD, Straight	19	2412-108	1	Clamp-Worm
9:1	237-78	1	O-Ring	20	99-3501	1	Hose
10	3234-13	2	Screw-HHF				



## Hydrostat Assembly

Ref.	Part Number	Qty.	Description	Ref.	Part Number	Qty.	Description
1		1	Hydraulic Pump ASM ●	10	80-6990	3	Washer-Hardened
1:1	104-0428	1	Pump-Piston	11	95-8834	1	Hose ASM
1:2	95-8601	1	Pump - Gear	12	95-8956	1	Hose - Suction
1:3	60-3520	1	O-Ring	13	32128-54	1	Nut-Flange
1:4	3256-24	2	Washer-Flat	14	95-8918	1	Pin - Pivot, Idler
1:5	3274-1	2	Screw-HSH	15	302-5	1	Fitting-Grease
2	340-8	1	Fitting-Straight	16	32128-21	1	Nut-HF Lock
2:1	237-65	1	O-Ring	17	32151-36	1	Ring-Retaining
2:2	237-81	1	O-Ring	18	323-10	1	Screw-HH
3	323-8	2	Screw-HH	19	74-1810	2	Washer
4	3296-39	2	Nut-Lock, NI	20	95-8802	1	Pulley - Idler
5	340-105	1	Fitting-90 DEG	21	95-8806	1	Spacer
5:1	237-80	1	O-Ring	22	95-8917	1	Spring - Torsion
5:2	237-30	1	O-Ring	23	95-8957	1	Idler Arm ASM
6	340-139	1	Fitting-Elbow 90	24	2412-34	1	Clamp-Hose
6:1	237-81	1	O-Ring	25	32128-43	4	Nut-Flange
6:2	237-65	1	O-Ring	26	323-19	2	Screw-HH
7	340-18	1	Fitting-HYD, 90 DEG	27	3234-11	4	Screw-HHF
7:1	237-79	1	O-Ring	28	99-3436-03	1	Support-Pump
7:2	237-22	1	O-Ring	29	99-3440	2	Spacer
8	340-77	1	Fitting-Elbow, 90 DEG	30	33114-060	4	Screw
8:1	237-22	1	O-Ring	31	87-8640	3	Washer-Flat
8:2	237-42	1	O-Ring	33	95-8933-03	1	Plate-Mount, Pump
9	56-9530	1	Fitting-HYD, 90 DEG	34	95-8941	4	Spacer-Mount, Pump
9:1	237-117	1	O-Ring	35	93-6841	1	Pulley

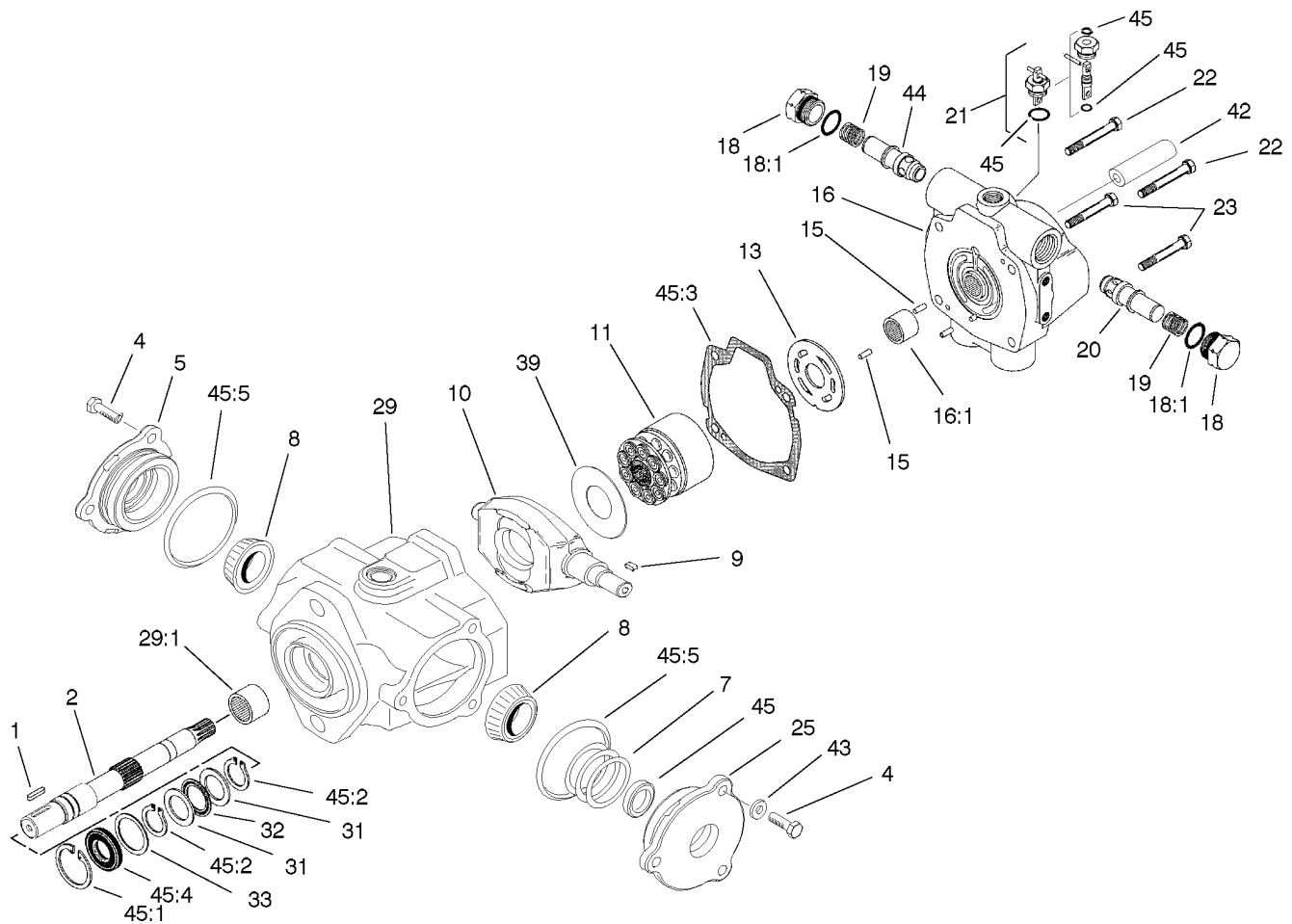
● Not serviced



## Hydrostat Assembly (continued)

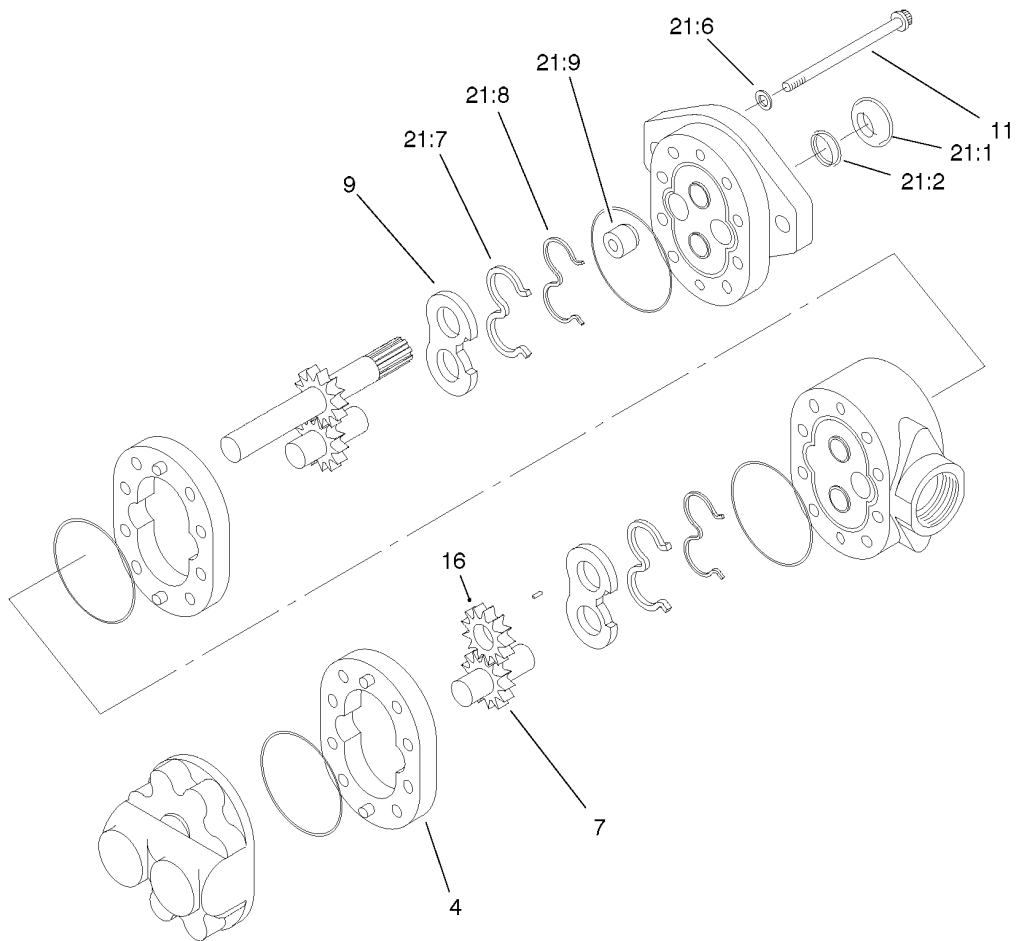
<i>Ref.</i>	<i>Part Number</i>	<i>Qty.</i>	<i>Description</i>	<i>Ref.</i>	<i>Part Number</i>	<i>Qty.</i>	<i>Description</i>
36	321-13	3	Screw-HH	39	95-8730	1	V-Belt
37	3253-3	3	Washer-Lock	40	70-2041	1	Trim
38	93-6842	1	Bushing-Lock, Taper	41	100-4852	2	Washer-Hardened
38:1	3245-36	1	Screw-HSH				

● Not serviced



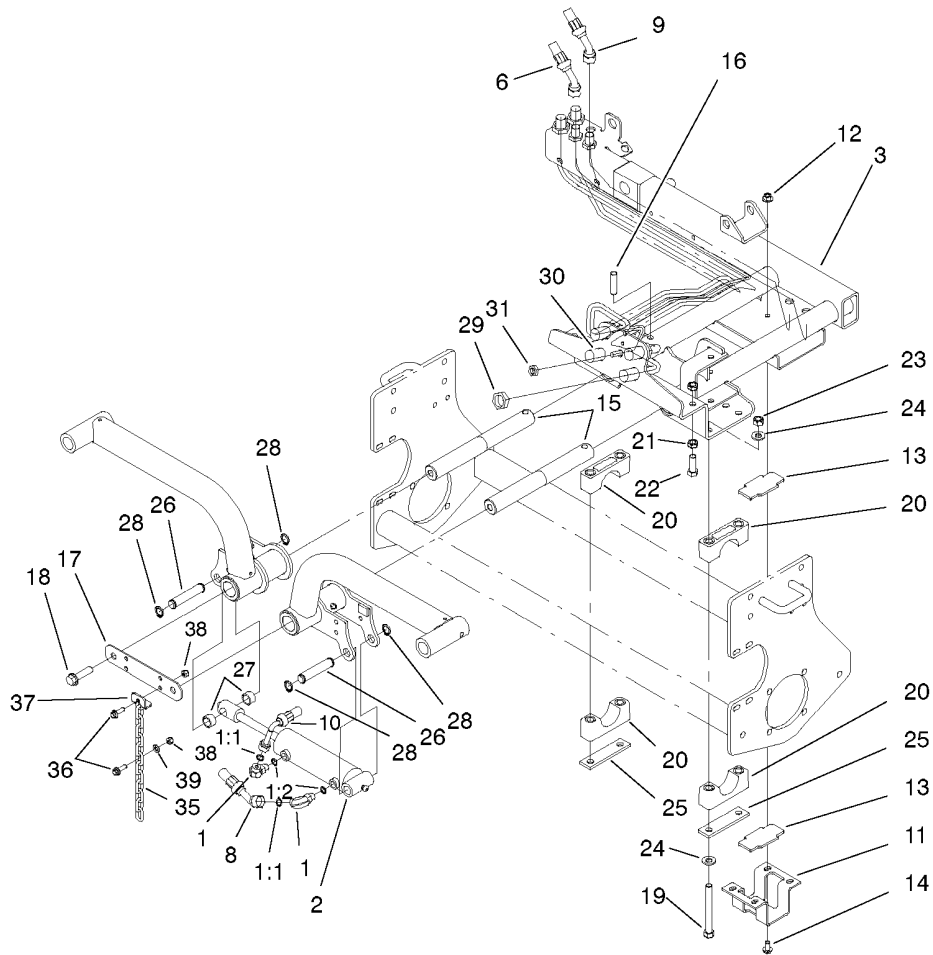
## Piston Pump Assembly No. 104-0428

<i>Ref.</i>	<i>Part Number</i>	<i>Qty.</i>	<i>Description</i>	<i>Ref.</i>	<i>Part Number</i>	<i>Qty.</i>	<i>Description</i>
1	94-3645	1	Key	23	76-6160	2	Capscrew
2	94-6359	1	Shaft-Drive	25	98-4645	1	Cover Plate ASM
4	98-4640	6	Screw-Cap	29	100-3176	1	Housing ASM
5	98-4633	1	Cover Plate ASM	29:1	94-6363	1	Bearing
7	100-3182	1	Kit-Shim	31	252-71	2	Washer Thrust 1.010ID 1.552 OD .09Wd
8	98-4639	2	Bearing-Cone	32	252-66	1	Bearing-Thrust
9	94-3646	1	Key	33	33-3720	1	Washer
10	99-3520	1	Plate-Cam	39	98-4635	1	Insert-Plate, Cam
11	76-6070	1	Kit-Rotating	42	74-9040	1	Coupler
13	104-0429	1	Plate-Valve	43	95-6055	6	Washer
15	76-6150	2	Pin-Dowel	44	99-3521	1	Relief Valve ASM
16	100-3177	1	Back Plate ASM	45	98-4636	1	Kit-Repair, Seal
16:1	94-6368	1	Bearing	45:1	32151-13	1	Ring-Retaining
18	70-1240	2	Plug ASM	45:2	32151-29	1	Ring-Retaining
18:1	60-5980	1	O-Ring	45:3	33-4930	1	Gasket-Housing
19	76-6200	2	Spring	45:4	42-2720	1	Seal-External
20	94-3644	1	Seat	45:5	100-3179	1	O-Ring
21	100-3181	1	Dump Valve ASM				
22	76-6170	2	Capscrew				



## Gear Pump Assembly No. 95-8601

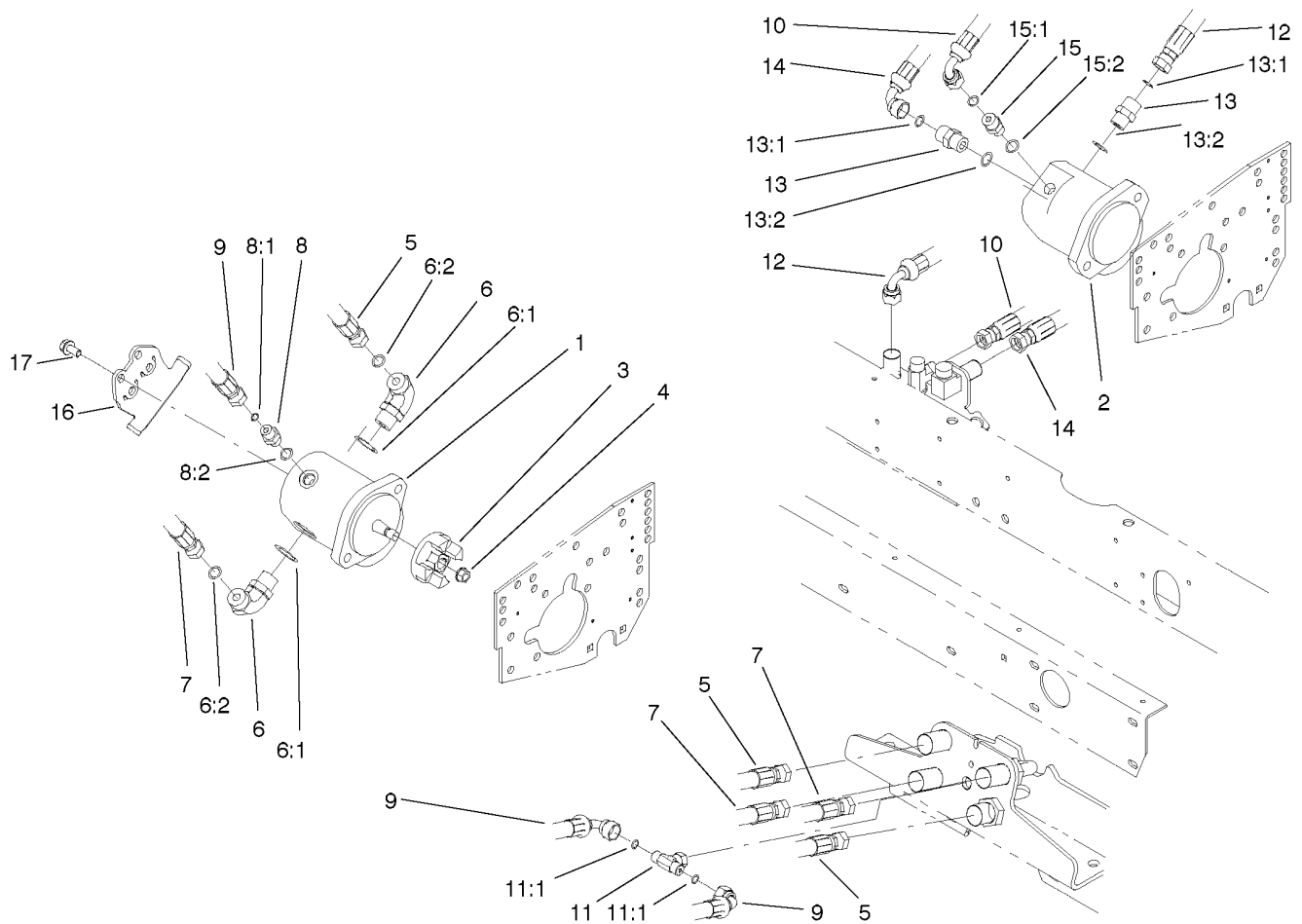
<i>Ref.</i>	<i>Part Number</i>	<i>Qty.</i>	<i>Description</i>
4	95-4364	1	Body
7	95-4366	1	Gear-Idler
9	95-4368	2	Plate-Wear
11	94-8158	8	Screw-Cap
16	95-4373	1	Gear-Fit, Slip
21	94-8161	1	Kit-Repair, Seal
21:1	49-2640	1	Seal-Shaft
21:2	60-5890	1	Washer
21:6	94-8160	4	Washer
21:7	95-4369	2	Seal
21:8	95-4367	2	Gasket
21:9	94-3011	1	Plug



## Carrier Assembly

<i>Ref.</i>	<i>Part Number</i>	<i>Qty.</i>	<i>Description</i>	<i>Ref.</i>	<i>Part Number</i>	<i>Qty.</i>	<i>Description</i>
1	340-77	2	Fitting-Elbow, 90 DEG	21	3218-5	4	Nut-Jam
1:1	237-22	1	O-Ring	22	325-6	2	Screw-HH
1:2	237-42	1	O-Ring	23	3296-23	4	Nut-Lock, NI
2	95-8978	1	Cylinder-HYD	24	87-7270	8	Washer-Thrust
3	100-4930-03	1	Carrier ASM	25	99-3373	2	Bar-Support, Slide
6	99-3575	1	Hose-HYD	26	95-8575	2	Pin-Clevis
8	99-3439	1	Hose ASM	27	75-9590	2	Spacer-Cylinder
9	99-3579	1	Hose-HYD	28	32120-93	4	Ring-Retaining
10	95-8840	1	Hose ASM	29	340-74	4	Nut-Lock, Bulkhead
11	95-8904-03	1	Bracket-Clamp	30	94-1319	1	Tube-Hydraulic
12	32128-43	4	Nut-Flange	31	340-78	1	Locknut-Bulkhead
13	95-8538	1	Slide - Plastic	35	98-7981	2	Chain-Link, Straight
14	3234-1	4	Screw-HHF	36	3234-17	4	Screw-HHF
15	95-8531	2	Shaft-Pivot, Liftarm	37	99-3550	2	Clip - Link
16	32121-122	2	Pin-Roll	38	3296-29	4	Nut-Lock, NI
17	95-8532-03	1	Link-Shaft, Pivot	39	3256-23	2	Washer-Plain
18	3234-27	2	Screw-HHF	99	3290-378	1	Tie-Cable ●
19	325-19	4	Screw-HH	99	3290-379	3	Tie-Cable ●
20	95-8884	4	Clamp				

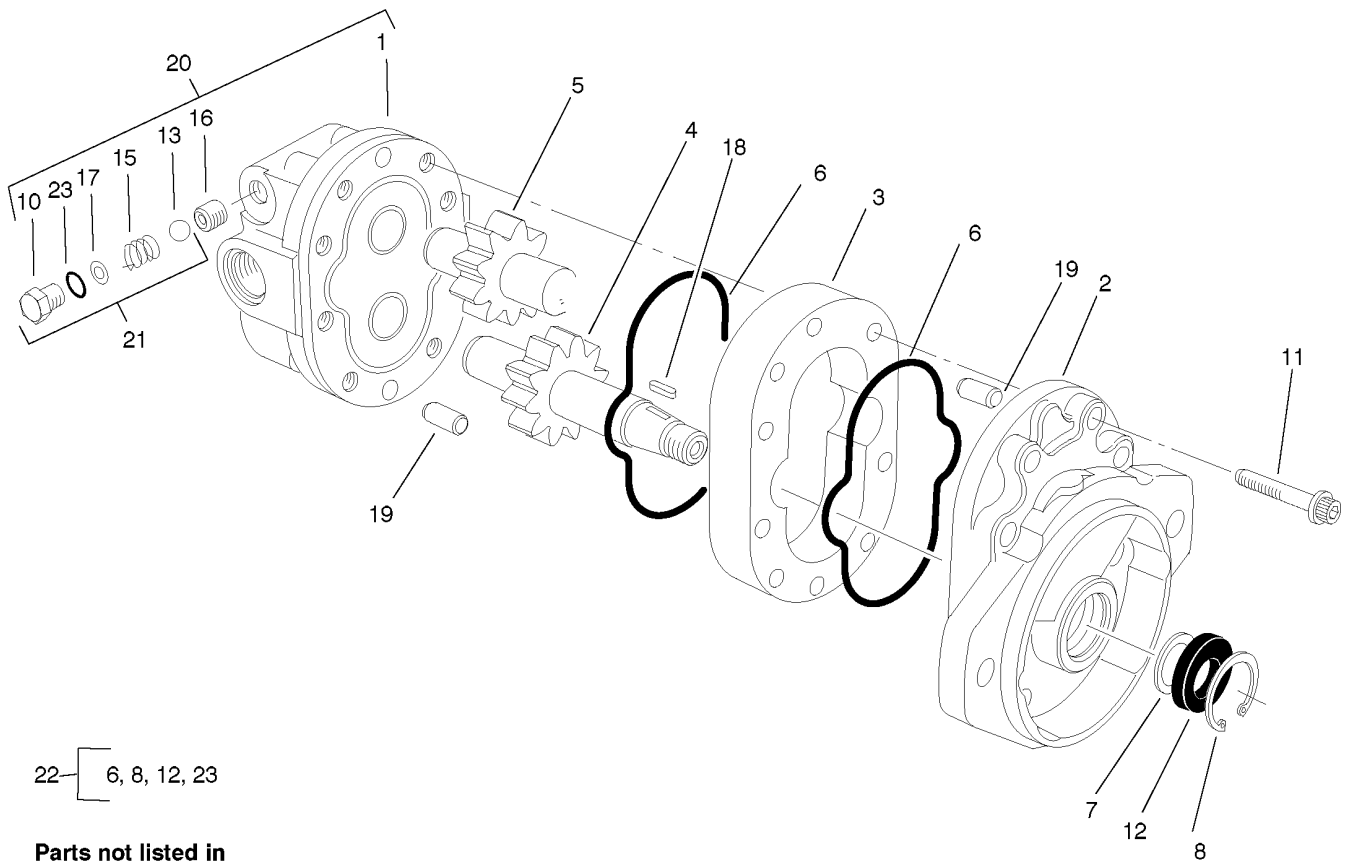
● \* Not Illustrated



## Reel Motor Assembly

<i>Ref.</i>	<i>Part Number</i>	<i>Qty.</i>	<i>Description</i>
1	99-3627	1	Motor-Gear
2	93-6975	1	Gear Motor ASM
3	93-8823	3	Coupler-Motor, Reel
4	32128-48	3	Nut-HHF
5	95-8836	2	Hose ASM
6	340-105	4	Fitting-90 DEG
6:1	237-80	2	O-Ring
6:2	237-30	2	O-Ring
7	95-8835	2	Hose ASM
8	340-1	2	Fitting-Straight
8:1	237-35	2	O-Ring
8:2	237-42	2	O-Ring
9	95-8837	2	Hose ASM

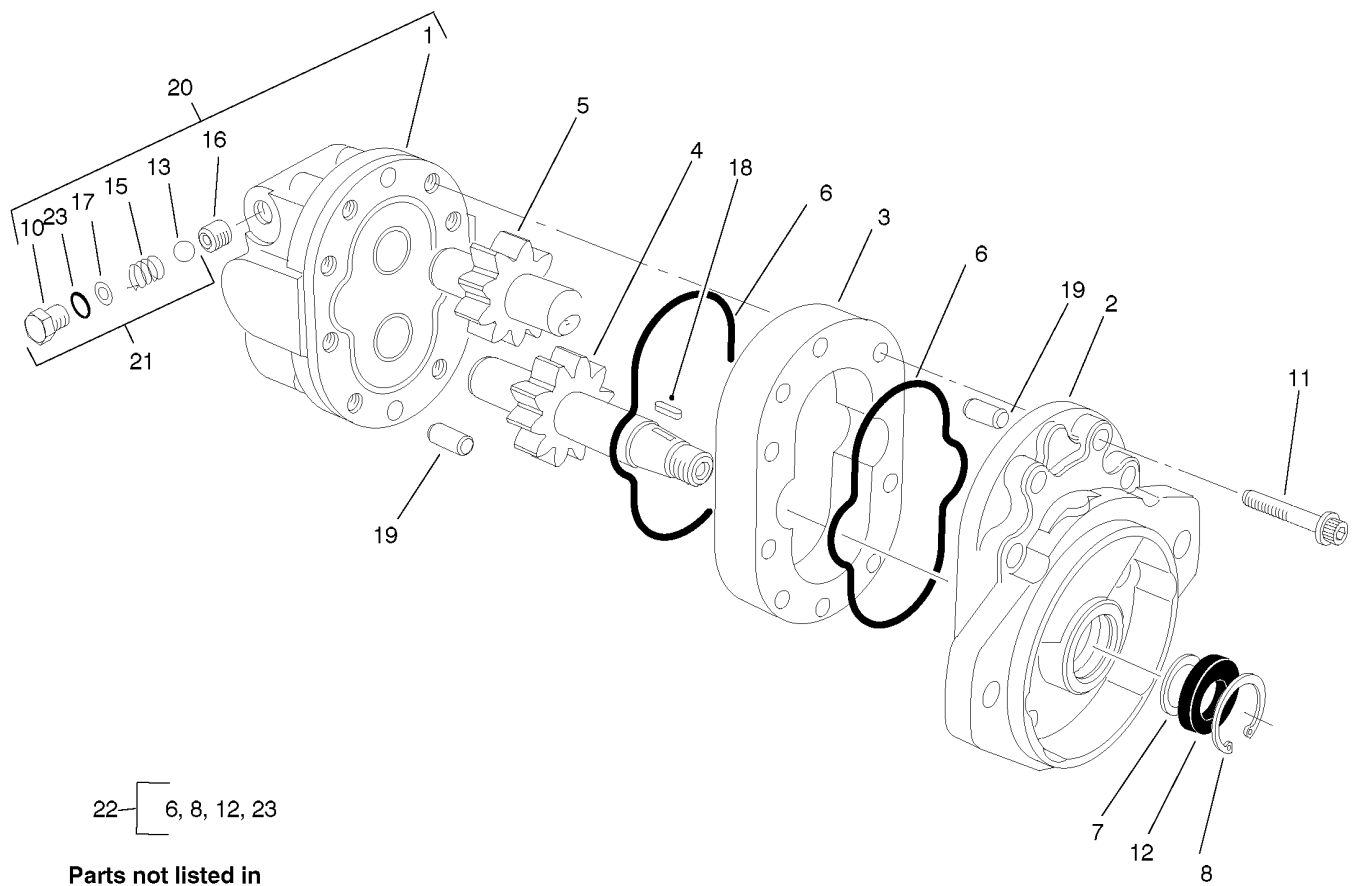
<i>Ref.</i>	<i>Part Number</i>	<i>Qty.</i>	<i>Description</i>
10	95-8828	1	Hose ASM
11	99-3477	1	Fitting-Tee
11:1	237-42	2	O-Ring
12	95-8826	1	Hose ASM
13	340-6	2	Fitting-Straight, HYD
13:1	237-30	1	O-Ring
13:2	237-80	1	O-Ring
14	95-8827	1	Hose ASM
15	340-2	1	Fitting-Straight
15:1	237-22	1	O-Ring
15:2	237-42	1	O-Ring
16	100-4846-03	2	Plate-Skid, Motor
17	32128-20	8	Nut-HF



Parts not listed in partlist are not serviced separately.

## Motor Gear Assembly No. 99-3627

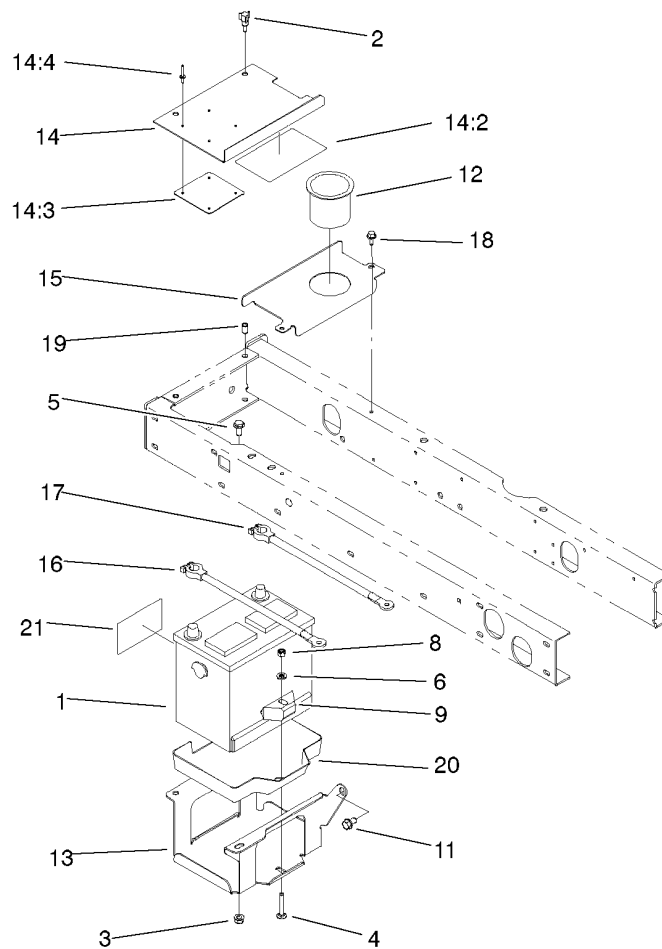
Ref.	Part Number	Qty.	Description
2	66-5730	1	Front Plate ASM
3	94-3603	1	Motor Body ASM
4	94-3602	1	Drive Gear ASM
5	94-3601	1	Idler Gear ASM
6	59-8420	2	Ring
7	60-5890	1	Washer
8	59-8320	1	Ring-Retaining
11	94-3600	8	Capscrew
12	66-5710	1	Seal-Shaft
18	94-3606	1	Key
19	42-2010	2	Pin-Dowel



Parts not listed in partlist are not serviced separately.

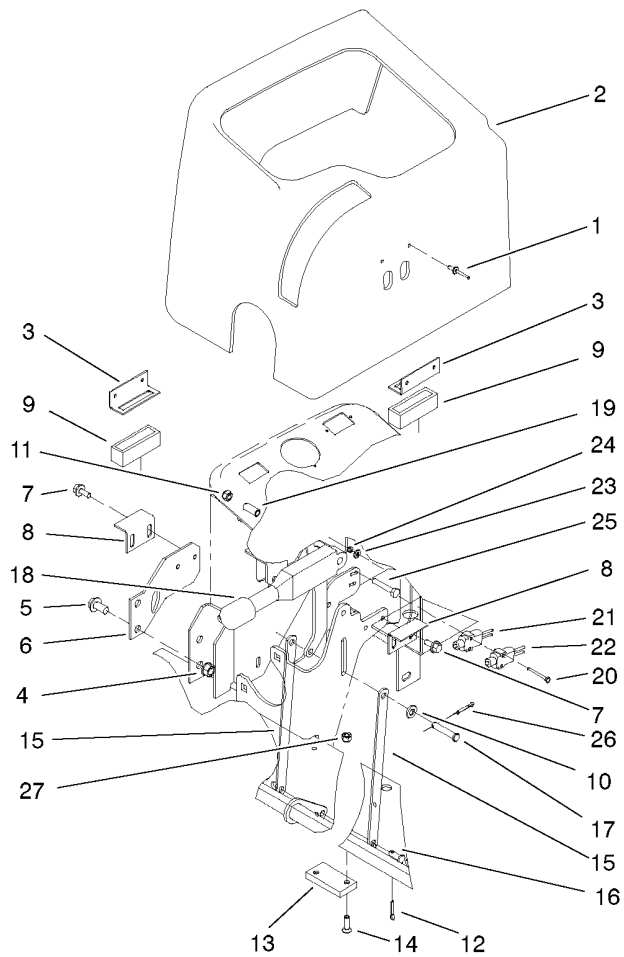
## Motor Gear Assembly No. 93-6975

<i>Ref.</i>	<i>Part Number</i>	<i>Qty.</i>	<i>Description</i>
2	66-5730	1	Front Plate ASM
3	94-3603	1	Motor Body ASM
4	94-3602	1	Drive Gear ASM
5	94-3601	1	Idler Gear ASM
6	59-8420	2	Ring
7	60-5890	1	Washer
8	59-8320	1	Ring-Retaining
11	94-3600	8	Capscrew
12	66-5710	1	Seal-Shaft
18	94-3606	1	Key
19	42-2010	2	Pin-Dowel



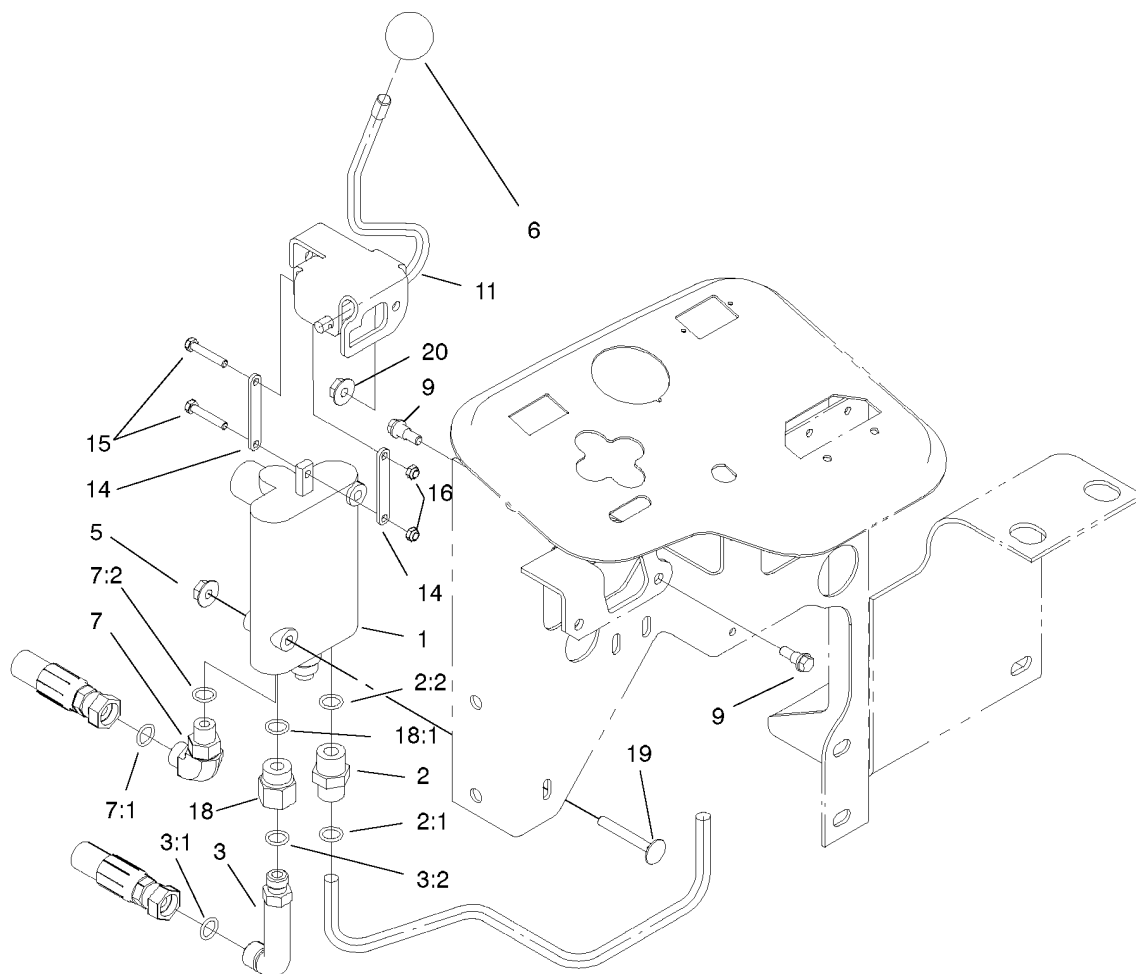
## Battery Assembly

<i>Ref.</i>	<i>Part Number</i>	<i>Qty.</i>	<i>Description</i>
1	83-9000	1	Battery (Dry)
2	233-70	2	Knob-3 Star
3	32128-43	3	Nut-Flange
4	3230-6	1	Bolt-CARR
5	3234-1	3	Screw-HHF
6	3256-23	1	Washer-Plain
8	3296-29	1	Nut-Lock, NI
9	66-2490	1	Retainer-Battery
11	32144-15	1	Screw
12	94-1410	1	Holder-Can, Beverage
13	95-8796-03	1	Support-Battery
14	99-3602	1	Cover-Battery
14:2	93-7276	1	Decal-Danger
14:3	87-7620	1	Shield-Terminal, Battery
14:4	3269-27	4	Rivet-Snap
15	95-8817-01	1	Cover-Battery, Inner
16	95-8853	1	Cable-Battery, Positive
17	95-8854	1	Cable-Battery, Negative
18	32144-4	2	Screw-HWH
19	32148-6	2	Nut-Insert
20	99-3513	1	Tray-Battery
21	93-6668	1	Decal-Battery



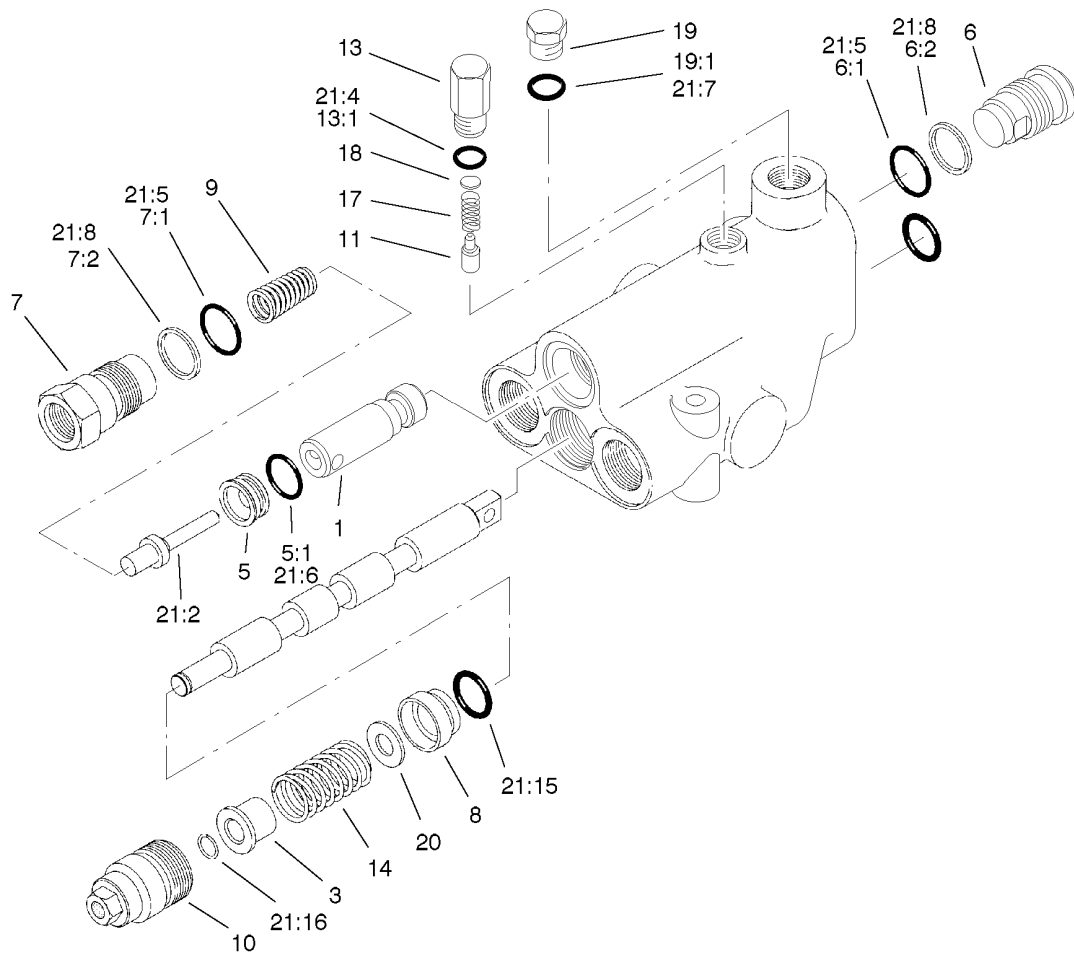
## Parking Brake Assembly

<i>Ref.</i>	<i>Part Number</i>	<i>Qty.</i>	<i>Description</i>	<i>Ref.</i>	<i>Part Number</i>	<i>Qty.</i>	<i>Description</i>
1	3269-5	4	Rivet-Pop	15	95-8681-03	2	Link - Brake, Parking
2	95-8707	1	Cover-Dash	16	283-62	1	Pin-Clevis
3	95-8763	2	Bracket-Hold Down, Cover	17	94-3829	1	Pin-Clevis
4	32128-43	2	Nut-Flange	18	104-4817	1	Lever-Brake
5	3234-1	2	Screw-HHF	19	87-4710	1	Spacer-Brake, Parking
6	95-8764-03	1	Support-Magnet	20	32105-21	2	Screw-HH
7	32144-10	4	Screw-HWH	21	95-8900	1	Switch
8	95-8765	2	Bracket-Strike, Magnet	22	99-3410	1	Switch
9	58-4250	2	Catch-Magnetic	23	3256-21	4	Washer-Flat
10	3256-23	1	Washer-Plain	24	3296-9	2	Nut-Lock NI
11	3296-42	1	Nut-Lock, NI	25	321-9	1	Screw-HH
12	3272-10	1	Pin-Cotter	26	3272-6	1	Pin-Cotter
13	95-8684	1	Pad-Bumper	27	32128-32	2	Nut-HHF
14	3289-4	2	Screw-FH				



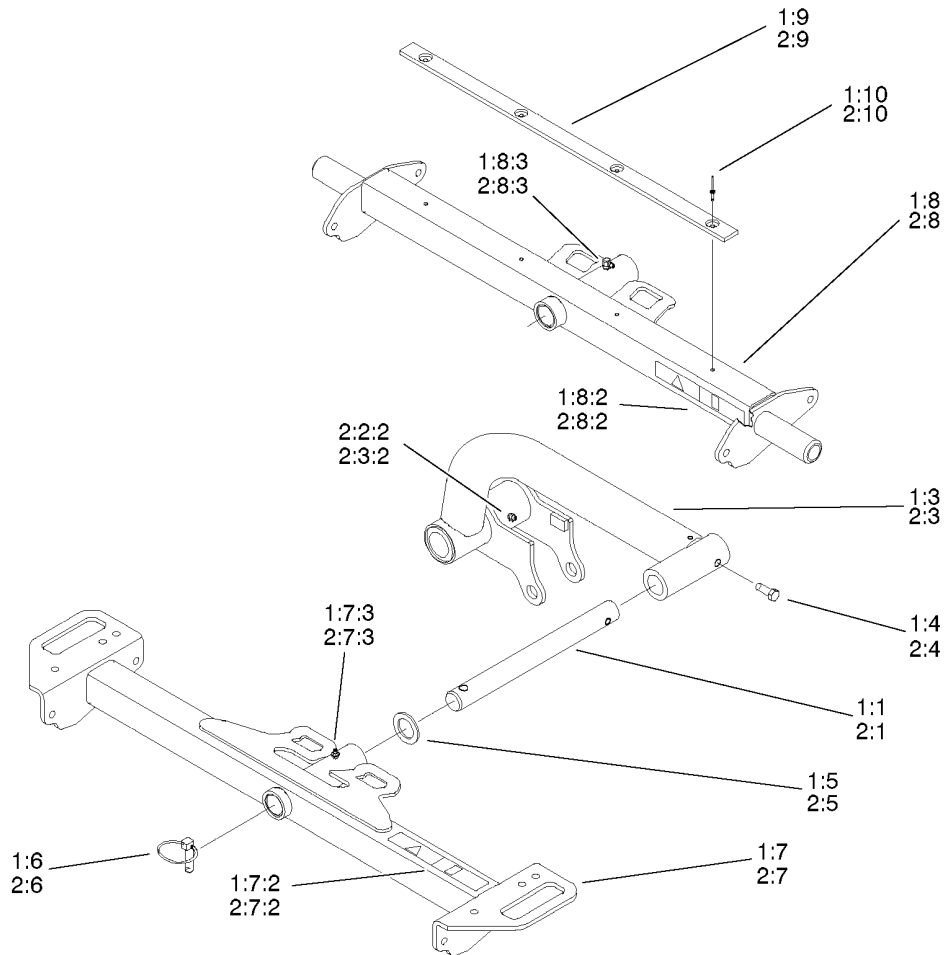
## Control Valve Assembly

Ref.	Part Number	Qty.	Description
1	95-8689	1	Valve
2	340-3	1	Fitting-Straight
2:1	237-22	1	O-Ring
2:2	237-79	1	O-Ring
3	69-4320	1	Fitting-90
3:1	237-22	1	O-Ring
3:2	237-42	1	O-Ring
5	32128-33	2	Nut-HF
6	233-42	1	Knob
7	340-77	1	Fitting-Elbow, 90 DEG
7:1	237-22	1	O-Ring
7:2	237-42	1	O-Ring
9	42-3560	2	Bolt-Shoulder
11	95-8692	1	Lever ASM
14	95-8634	2	Link
15	87-5150	2	Screw-HH
16	87-5140	2	Nut-Lock
18	353-397	1	Reducer-Adapter
18:1	237-79	1	O-Ring
19	3230-33	2	Screw-CARR
20	32128-32	2	Nut-HHF



## Valve Assembly No. 95-8689

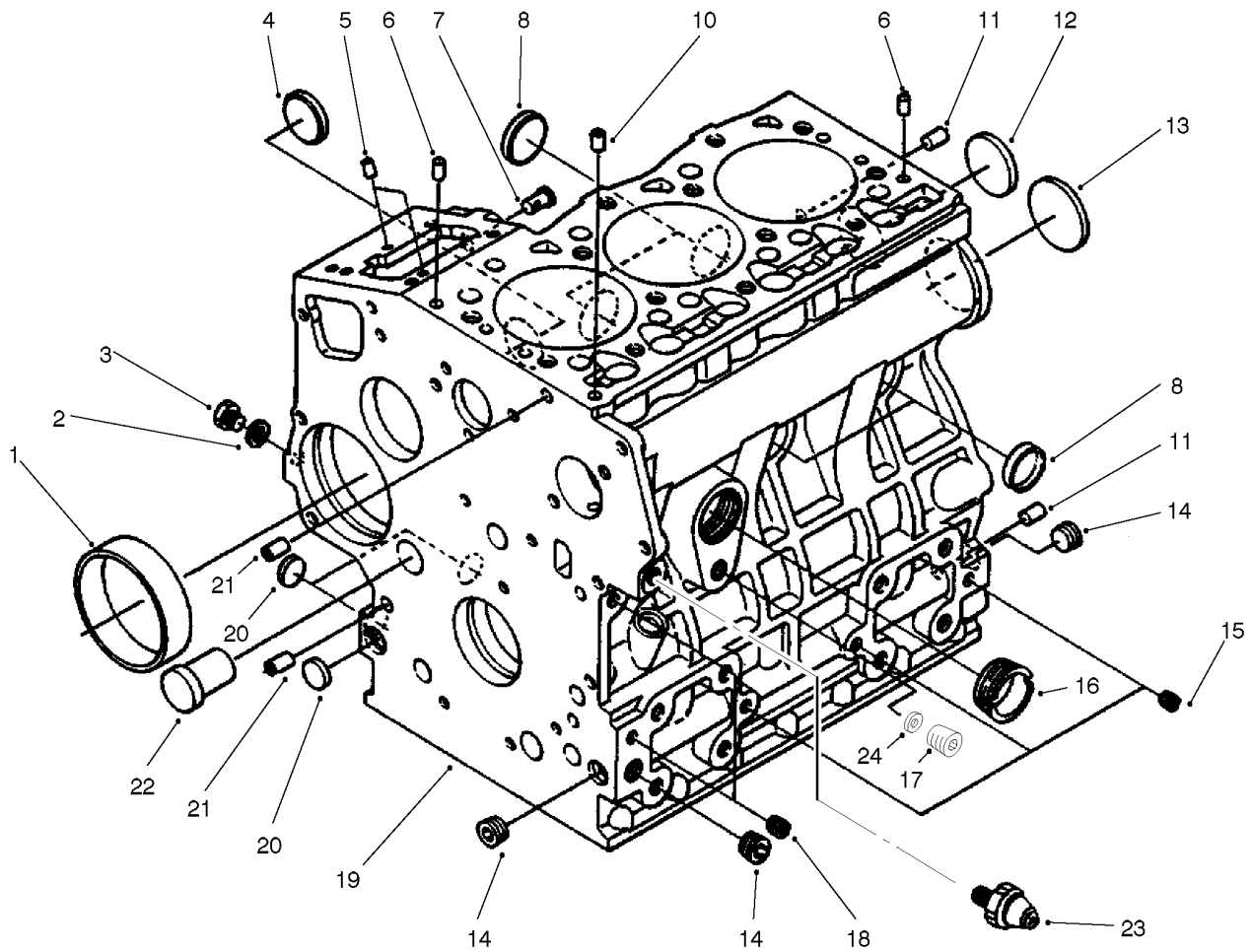
<i>Ref.</i>	<i>Part Number</i>	<i>Qty.</i>	<i>Description</i>	<i>Ref.</i>	<i>Part Number</i>	<i>Qty.</i>	<i>Description</i>
1	99-3586	1	Plunger	14	99-3531	1	Spring
3	58-6310	1	Spacer	17	99-3587	1	Spring
5	58-6330	1	Seat	18	60-6450	1	Disc
5:1	58-6340	1	O-Ring	19	353-989	1	Plug-Hex, Hollow
6	58-6350	1	Plug	19:1	237-42	1	O-Ring
6:1	60-5720	1	O-Ring	20	65-2770	1	Washer
6:2	58-6370	1	Washer	21	99-3589	1	Kit-Seal
7	99-3527	1	Plug ASM	21:2	58-6290	1	Poppet
7:1	60-5720	1	O-Ring	21:4	60-6410	1	O-Ring
7:2	59-7730	1	Washer-Backup	21:5	60-5720	2	O-Ring
8	58-6400	1	Bushing	21:6	58-6340	1	O-Ring
9	69-1810	1	Spring	21:7	237-42	1	O-Ring
10	58-6420	1	Cap	21:8	59-7730	2	Washer-Backup
11	99-3585	1	Detent-Plunger	21:15	58-6450	1	O-Ring
13	99-3588	1	Plug ASM	21:16	58-6460	1	Ring
13:1	60-6410	1	O-Ring				



## Lift Arm Kit Assembly

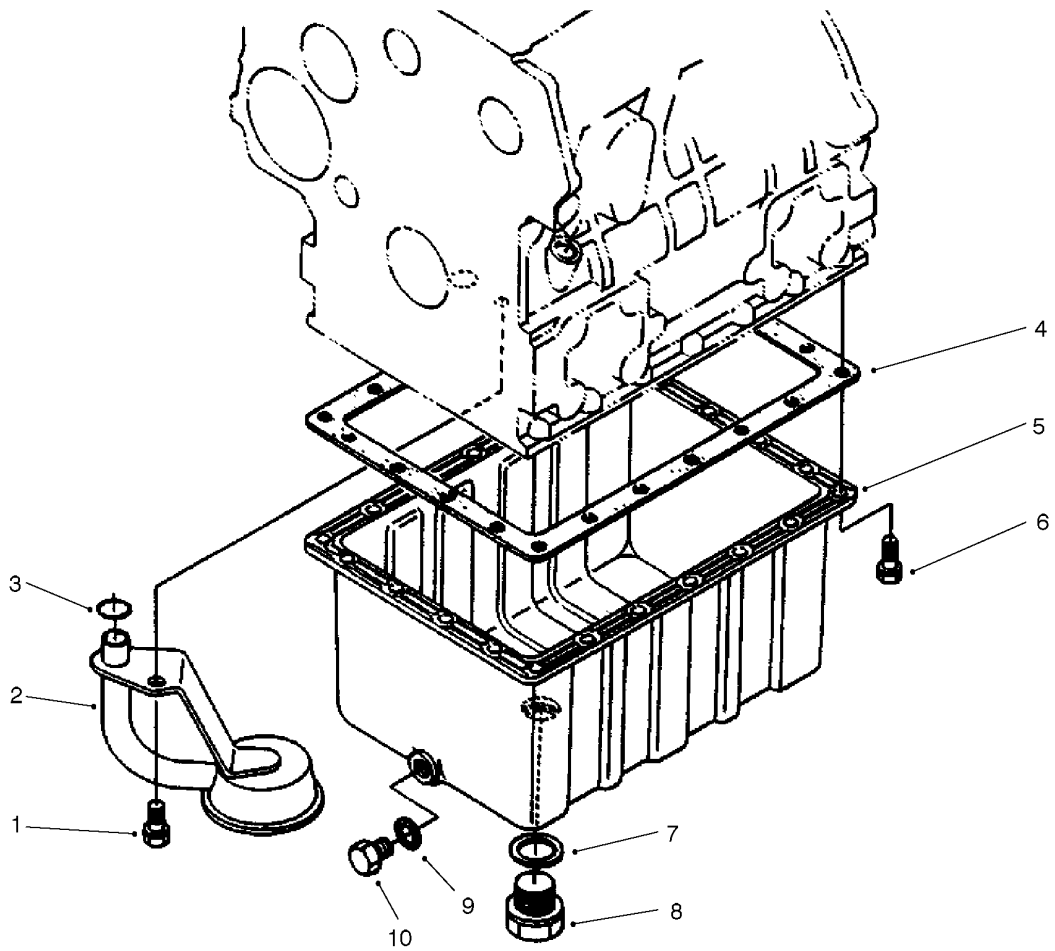
Ref.	Part Number	Qty.	Description	Ref.	Part Number	Qty.	Description
1	03220	1	Lift Arm Kit	2:1	95-8979	2	Shaft
1:1	95-8979	2	Shaft	2:2	95-8550	1	RH Long Liftarm ASM ●
1:2	95-8553	1	H Short Liftarm ASM ●	2:2:2	302-5	1	Fitting-Grease
1:3	95-8554	1	LH Short Liftarm ASM	2:3	95-8551	1	LH Long Liftarm ASM
1:4	323-6	2	Screw-HH	2:3:2	302-5	1	Fitting-Grease
1:5	3-6781	2	Washer-Thrust	2:4	323-6	2	Screw-HH
1:6	283-71	2	Pin-Lynch	2:5	3-6781	2	Washer-Thrust
1:7	99-3506	2	Front Carrier Frame ASM	2:6	283-71	2	Pin-Lynch
1:7:2	94-3353	1	Decal-Point, Pinch	2:7	99-3507	2	Front Carrier Frame ASM
1:7:3	302-5	1	Fitting-Grease	2:7:2	94-3353	1	Decal-Point, Pinch
1:8	99-3508	1	Rear Carrier Frame ASM	2:7:3	302-5	1	Fitting-Grease
1:8:2	94-3353	1	Decal-Point, Pinch	2:8	99-3509	1	Rear Carrier Frame ASM
1:8:3	302-60	1	Fitting-Lube	2:8:2	94-3353	1	Decal-Point, Pinch
1:9	95-8936	1	Strip-Wear	2:8:3	302-60	1	Fitting-Lube
1:10	3269-18	4	Rivet-Pop, Steel	2:9	95-8936	1	Strip-Wear
2	03221	1	Lift Arm Kit	2:10	3269-18	4	Rivet-Pop, Steel

● \* Not Illustrated



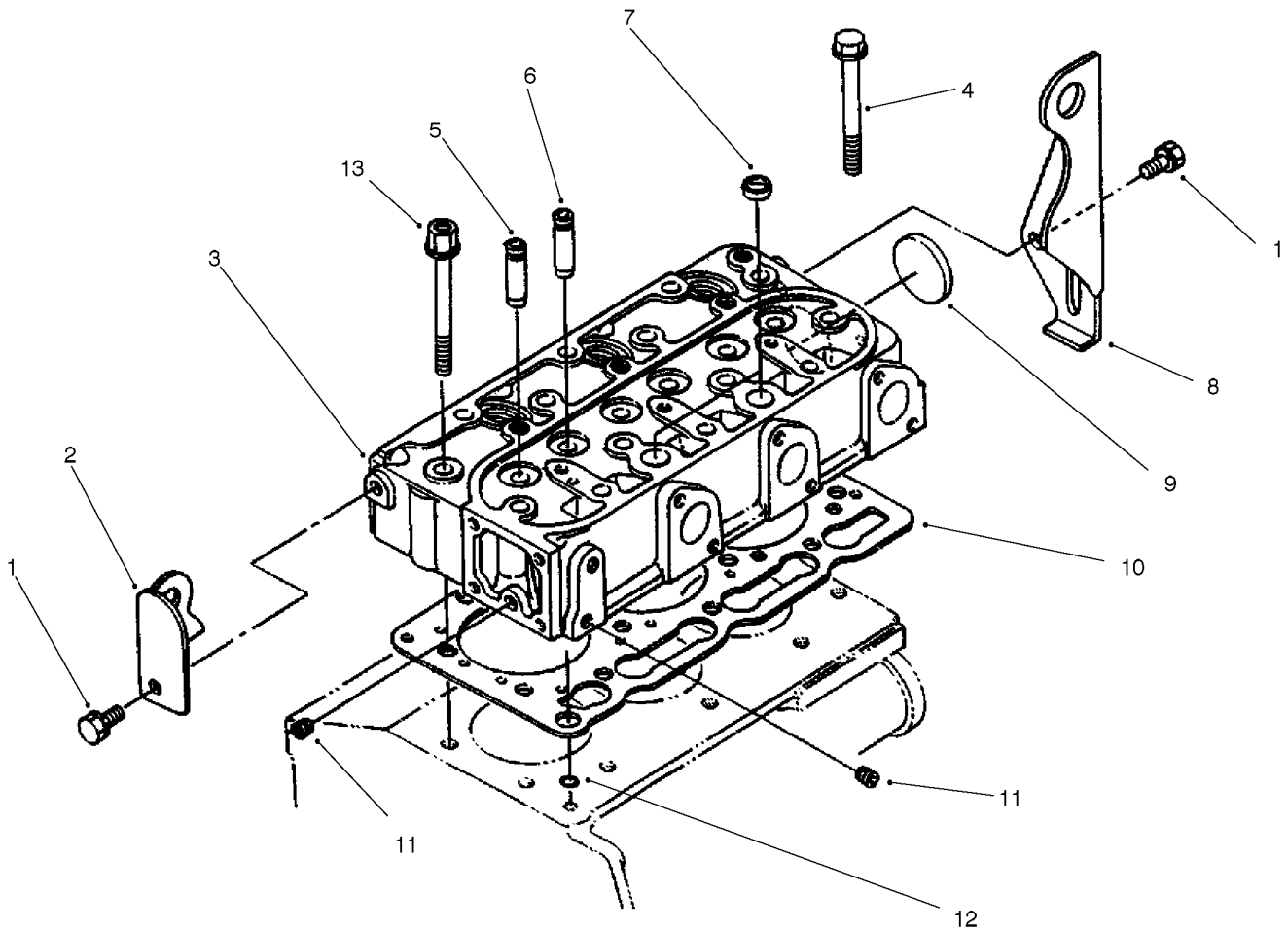
## Crankcase Assembly

<i>Ref.</i>	<i>Part Number</i>	<i>Qty.</i>	<i>Description</i>
1	98-9656	1	Bushing-Governor, Gear
2	98-7428	1	Gasket
3	98-7507	1	Plug
4	98-9599	1	Plug
5	98-9375	2	Pin-Straight
6	98-9376	2	Pin-Straight
7	98-9630	1	Pin-Spring, Start
8	98-9398	4	Cap-Sealing
10	98-9539	1	Pin-Pipe
11	98-9377	2	Pin-Straight
12	98-7540	1	Cap-Sealing
13	98-9668	1	Plug-Expansion
14	98-9597	3	Plug
15	98-7539	3	Cap-Sealing
16	98-9667	1	Plug
17	99-3447	1	Plug
18	98-7487	2	Plug
19	98-9604	1	Crankcase ASM(Incl. Ref. #1-8,10-16,18 & 20-22)
20	98-9379	3	Plug-Expansion
21	98-9387	2	Pin-Pipe
22	98-9675	1	Plug
23	98-9416	1	Switch-Oil
24	99-3445	1	Gasket



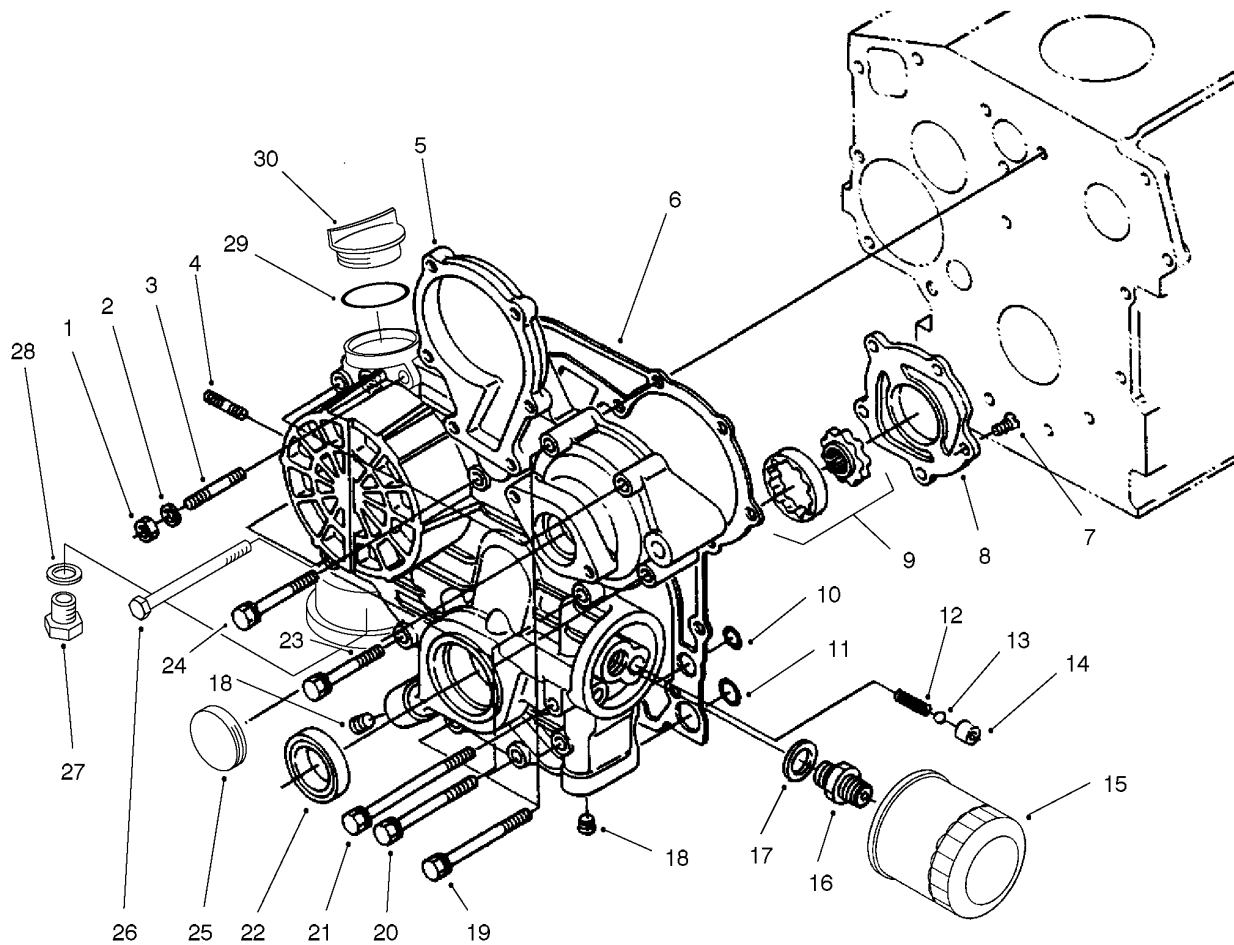
## Oil Pan Assembly

<i>Ref.</i>	<i>Part Number</i>	<i>Qty.</i>	<i>Description</i>
1	98-9358	1	Bolt
2	98-9538	1	Filter-Oil
3	98-7527	1	O-Ring
4	98-9646	1	Gasket-Pan, Oil
5	98-9685	1	Pan-Oil
6	98-9350	22	Bolt
7	98-9399	1	Gasket
8	98-7523	1	Plug-Drain
9	98-7524	1	Gasket
10	98-9386	1	Plug



## Cylinder Head Assembly

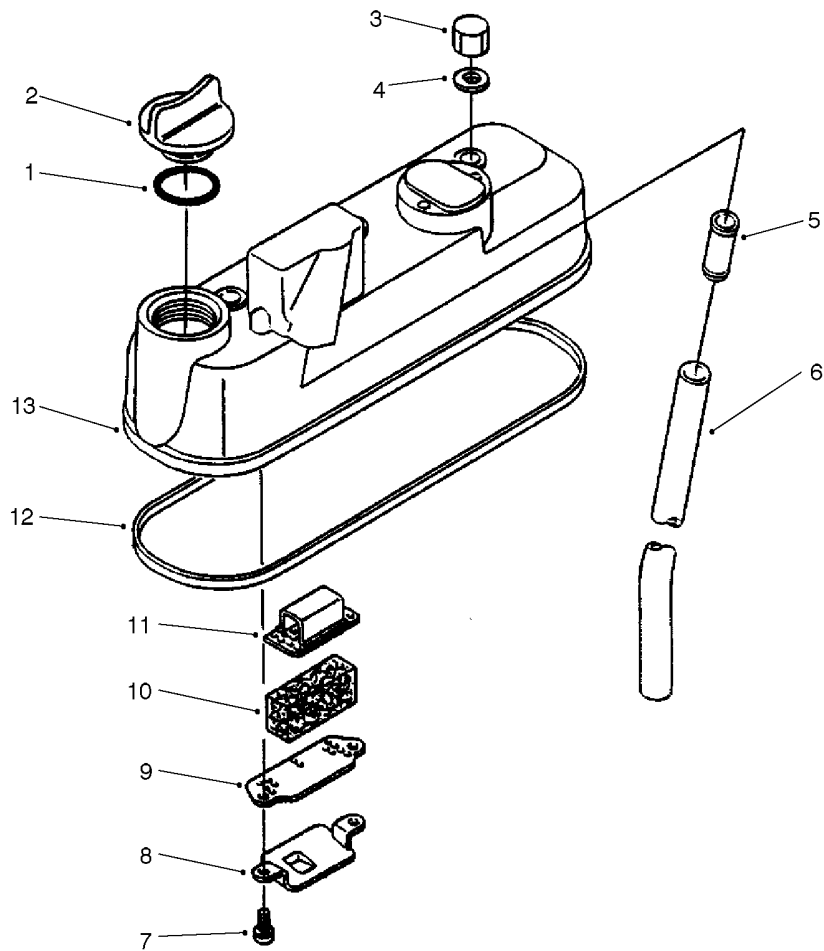
<i>Ref.</i>	<i>Part Number</i>	<i>Qty.</i>	<i>Description</i>
1	98-7585	2	Bolt
2	98-9477	1	Hook-Engine
3	99-8344	1	Cylinder Head ASM(Incl. Ref. #5-7,9 &11)
4	98-9479	12	Bolt-Head, Cylinder
5	98-9499	3	Guide-Valve, Inlet
6	98-9500	3	Guide-Valve, Exhaust
7	98-9389	2	Cap-Sealing
8	98-9478	1	Hook-Engine
9	98-9395	1	*obs* Cap-Sealing
10	98-9613	1	Gasket-Head, Cylinder
11	98-7540	2	Cap-Sealing
12	98-7509	1	O-Ring
13	98-9647	2	Bolt-Head, Cylinder



## Gear Case And Oil Filter Assembly

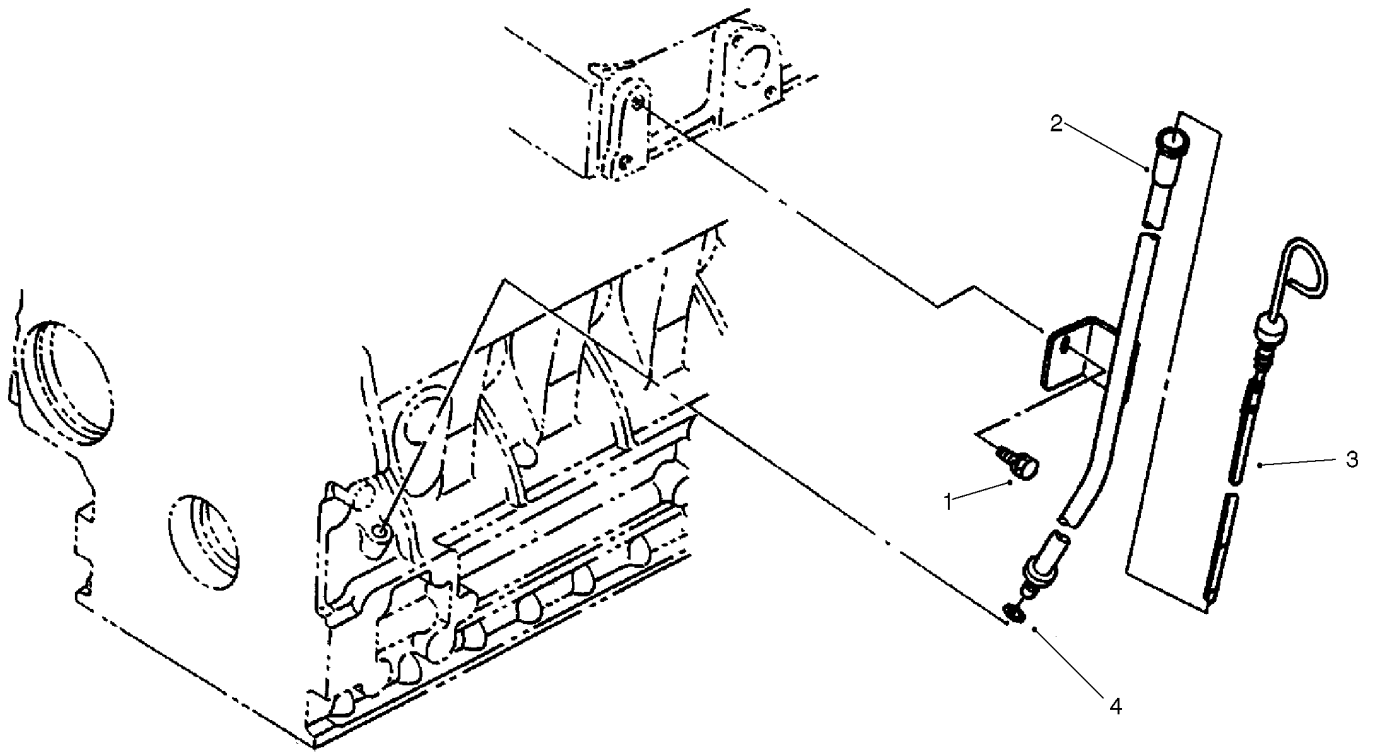
Ref.	Part Number	Qty.	Description
1	98-7572	1	Nut
2	98-9367	1	Washer-Spring
3	98-9363	1	Stud
4	98-9362	2	Stud
5	99-3462	1	Gear Case ASM(Incl. Ref. #7-9, 12-14 & 16-18)
6	98-9633	1	Gasket-Case, Gear
7	98-9592	5	Screw
8	98-9541	1	Cover-Pump, Oil
9	98-9540	1	Oil Pump Rotor ASM
10	98-9372	2	O-Ring
11	98-7547	2	O-Ring
12	98-9544	1	Spring
13	98-9380	1	Ball
14	98-9543	1	Seat-Valve
15	99-8384	1	Filter-Oil

Ref.	Part Number	Qty.	Description
16	98-9388	1	Joint-Pipe
17	98-7562	1	Washer-Plain
18	98-9598	2	Plug
19	98-9356	2	Bolt
20	98-9355	4	Bolt
21	99-3510	2	Bolt
22	98-9482	1	Seal-Oil
23	98-9437	1	Bolt
24	98-7496	3	Bolt
25	99-3515	1	Plug-Gearcase
26	99-3511	1	Bolt
27	99-3450	1	Plug
28	99-3451	1	Plug-Packing
29	98-7430	1	O-Ring
30	98-9449	1	Plug-Filler, Oil



## Head Cover Assembly

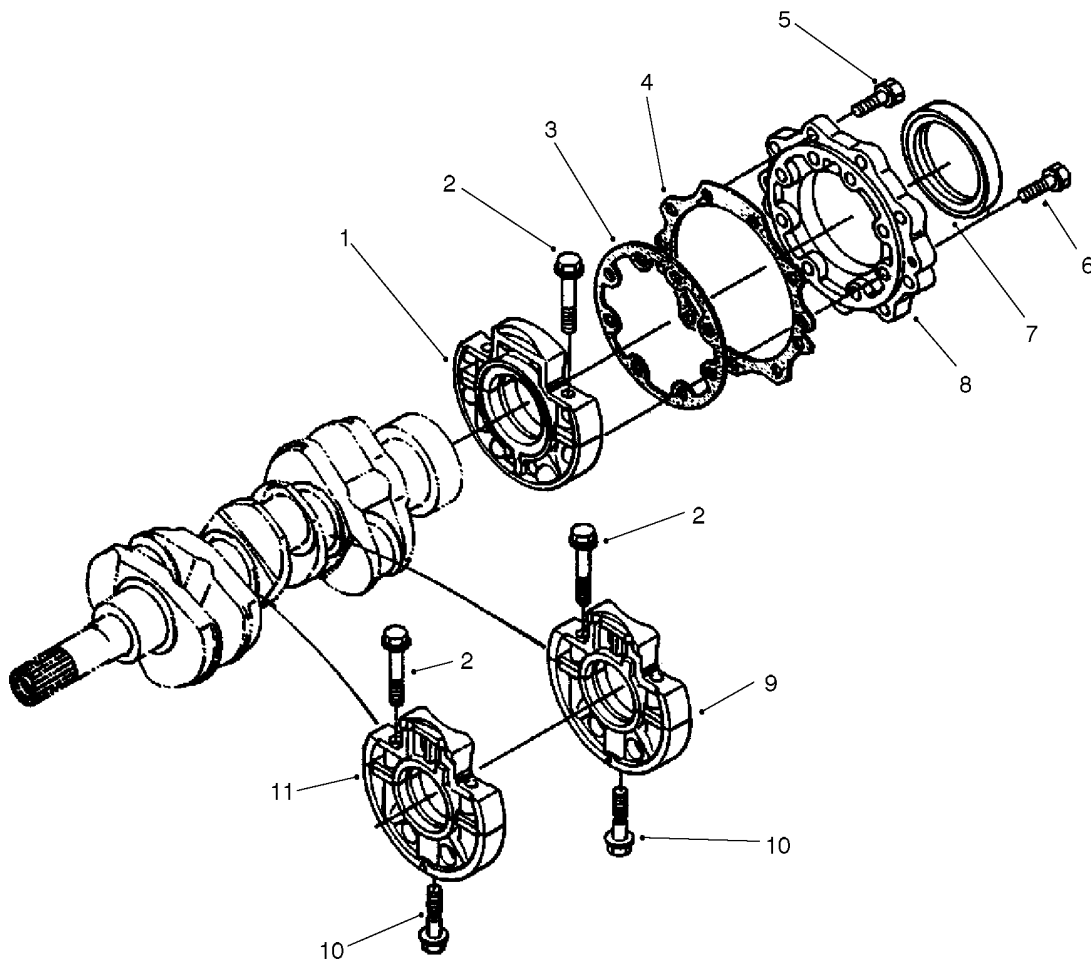
<i>Ref.</i>	<i>Part Number</i>	<i>Qty.</i>	<i>Description</i>
1	98-7430	1	O-Ring
2	98-9449	1	Plug-Filler, Oil
3	98-9455	3	Nut-Cap
4	98-9454	3	Gasket
5	98-9492	1	Joint-Pipe, Breather
6	98-9491	1	Pipe-Breather
7	98-9364	2	Screw-W/Washer
8	98-9490	1	Shield-Oil, Breather
9	98-9488	1	Plate-Element, Breather
10	98-9493	1	Element-Breather
11	98-9489	1	Plate-Element, Breather
12	98-9615	1	Gasket-Cover, Head
13	98-9614	1	Cylinder Headcover ASM(Incl. Ref. #5 & 7-12)



## Dipstick And Guide Assembly

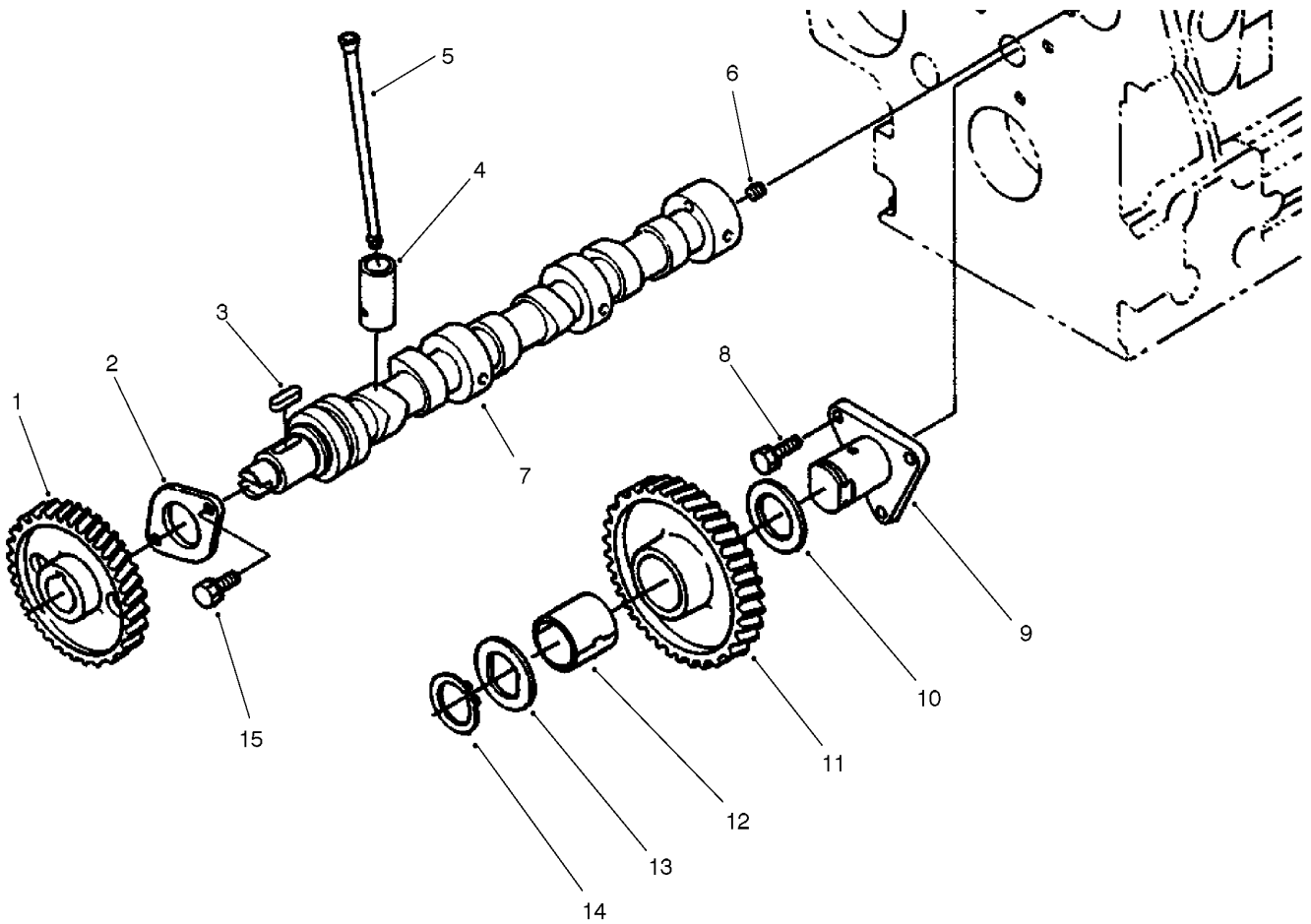
<i>Ref.</i>	<i>Part Number</i>	<i>Qty.</i>	<i>Description</i>
1	98-7585	1	Bolt
2	98-9671	1	Guide-Gauge, Oil
3	98-9670	1	Gauge-Oil
4	98-9374	1	*obs* O-Ring
	98-9672	1	Oil Gauge Guide ASM(Incl. Ref. #2 & 4)●

● \* Not Illustrated



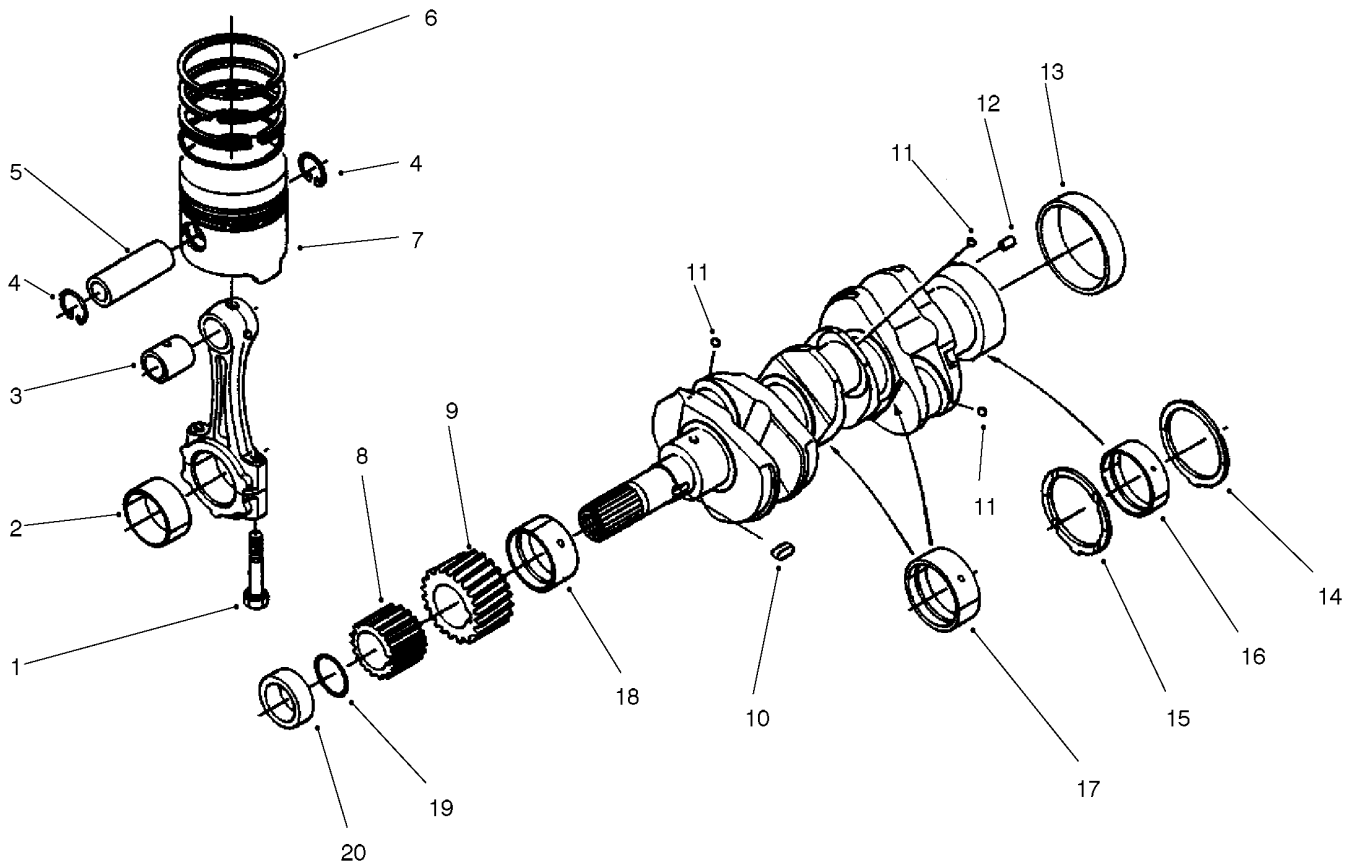
## Main Bearing Case Assembly

<i>Ref.</i>	<i>Part Number</i>	<i>Qty.</i>	<i>Description</i>
1	99-8345	1	Main Bearign Case ASM
2	98-9484	6	Bolt-Case, Bearing
3	98-9634	1	Gasket-Case, Bearing
4	98-9635	1	Gasket-Cover, Bearing Case
5	98-7568	9	Bolt
6	98-9352	8	Bolt
7	98-9483	1	Seal-Oil
8	98-9487	1	Cover-Case, Bearing
9	98-9607	1	Main Bearingcase ASM(Incl. Ref. #2 & 10)
10	98-9485	2	Bolt-Case, Bearing
11	98-9606	1	Main Bearingcase ASM(Incl. Ref. #2 &10)



## Camshaft Assembly

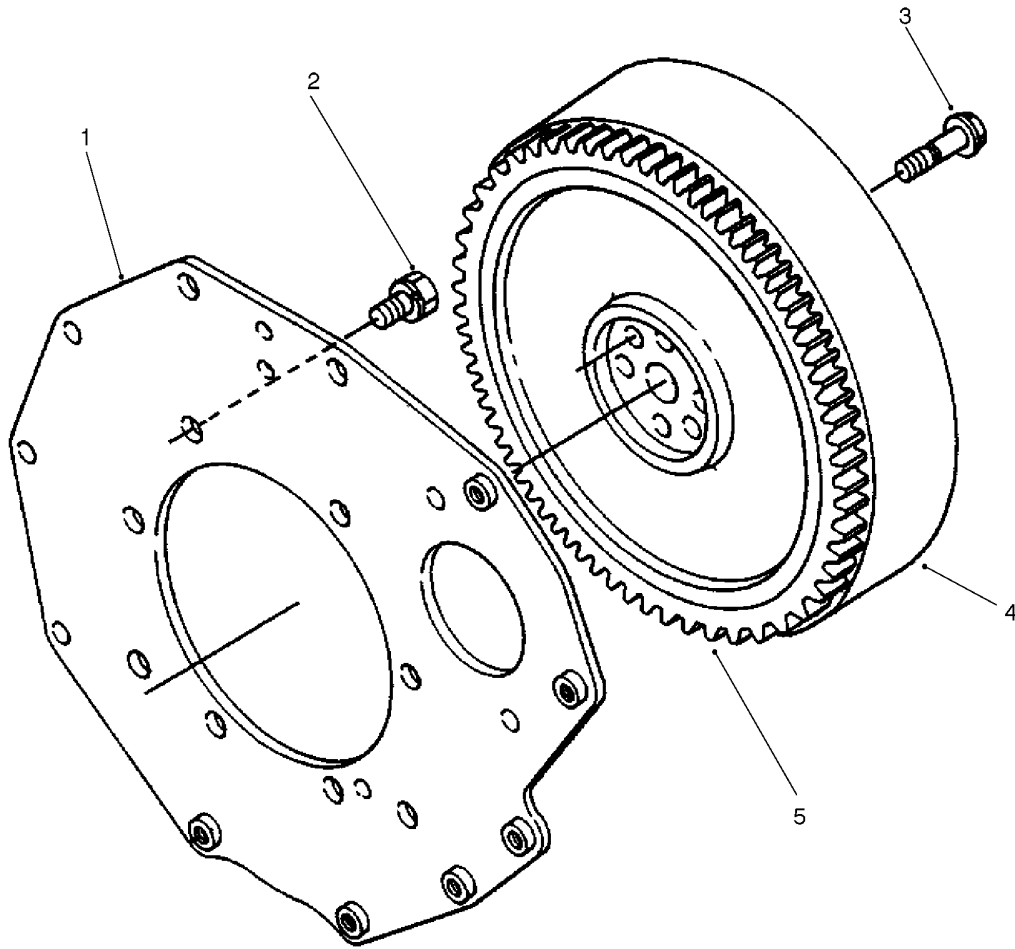
<i>Ref.</i>	<i>Part Number</i>	<i>Qty.</i>	<i>Description</i>
1	98-9512	1	Gear-Cam
2	98-9510	1	Stopper-Camshaft
3	98-9378	1	Key-Feather
4	98-9616	6	Tappet
5	98-9509	6	Rod-Push
6	98-7449	1	Screw-Set
7	98-9617	1	Camshaft ASM(Incl. Ref. #1-3,6 & 15)
8	98-7692	3	Bolt
9	98-9533	1	Shaft-Gear, Idle
10	98-9535	1	Collar-Gear, Idle
11	98-9649	1	Idle Gear ASM(Incl. Ref. #8-14)
12	98-9650	1	Bushing-Gear, Idle
13	98-9536	1	Collar-Gear, Idle
14	98-9534	1	Circlip-Gear, Idle
15	98-9351	2	Bolt



## Piston And Crankshaft Assembly

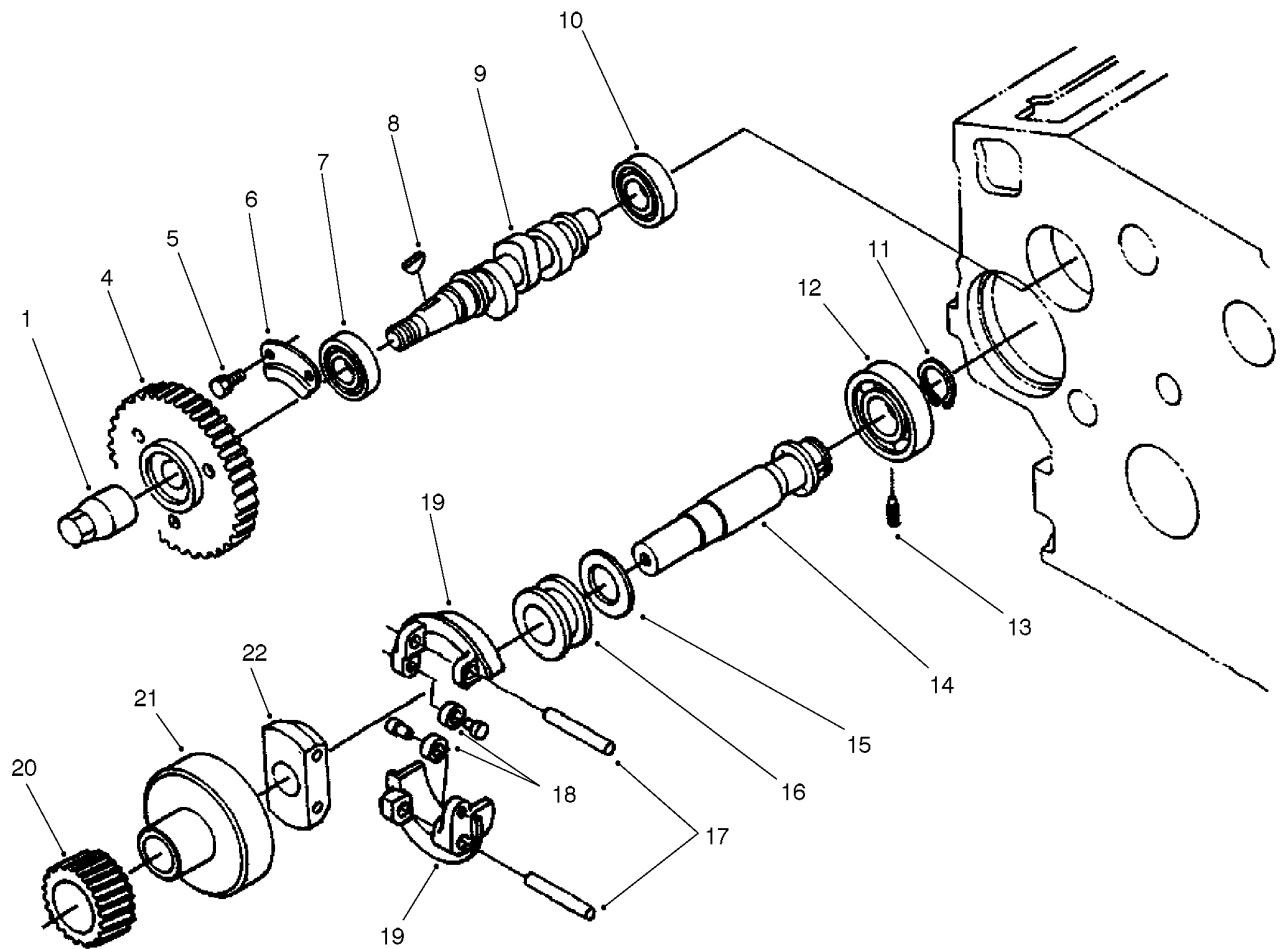
Ref.	Part Number	Qty.	Description	Ref.	Part Number	Qty.	Description
1	98-9517	6	Bolt-Rod, Connecting	14	98-9415	2	Bearing-Thrust (0.4Mm)
2	98-9553	3	Bearing-Rod (STD)	15	98-9688	2	Bearing-Thrust (STD)
2	98-9519	3	Bearing-Rod (-0.2Mm)	15	98-9689	2	Bearing-Thrust (0.2Mm)
2	98-9520	3	Bearing-Rod (0.4Mm)	15	98-9690	2	Bearing-Thrust (0.4Mm)
3	98-9515	3	Bushing-Pin, Piston	16	98-9556	1	Bearing-Main (STD)
4	98-9514	6	Circlip-Pin, Piston	16	98-9526	1	Bearing-Main (0.2Mm)
5	98-9513	3	Pin-Piston	16	98-9527	1	Bearing-Main (0.4Mm)
6	98-9618	3	Piston Ring ASM (STD)	17	98-9555	2	Bearing-Main (STD)
6	98-9619	3	Piston Ring ASM (0.5Mm)	17	98-9530	2	Bearing-Main (0.2Mm)
7	98-9550	3	Piston (STD)	17	98-9531	2	Bearing-Main (0.4Mm)
7	98-9470	3	Piston (0.5Mm)	18	98-9554	1	Bearing-Main (STD)
8	98-9542	1	Gear-Drive, Oil Pump	18	98-9528	1	Bearing-Main (-0.2Mm)
9	98-9532	1	Gear-Crankshaft	18	98-9529	1	Bearing-Main (0.4Mm)
10	98-9666	1	Key	19	98-9373	1	O-Ring
11	98-7473	3	Ball	98-9521	1	Collar-Crankshaft	
12	98-9375	1	Pin-Straight	98-9552	3	Connecting Rod ASM(Incl. Ref. #1-3)●	
13	98-9522	1	Sleeve-Crankshaft	98-9642	1	Crankshaft ASM(Incl. Ref. #8-13)●	
14	98-9413	2	Bearing-Thrust (STD)				
14	98-9414	2	Bearing-Thrust (0.2Mm)				

● \* Not Illustrated



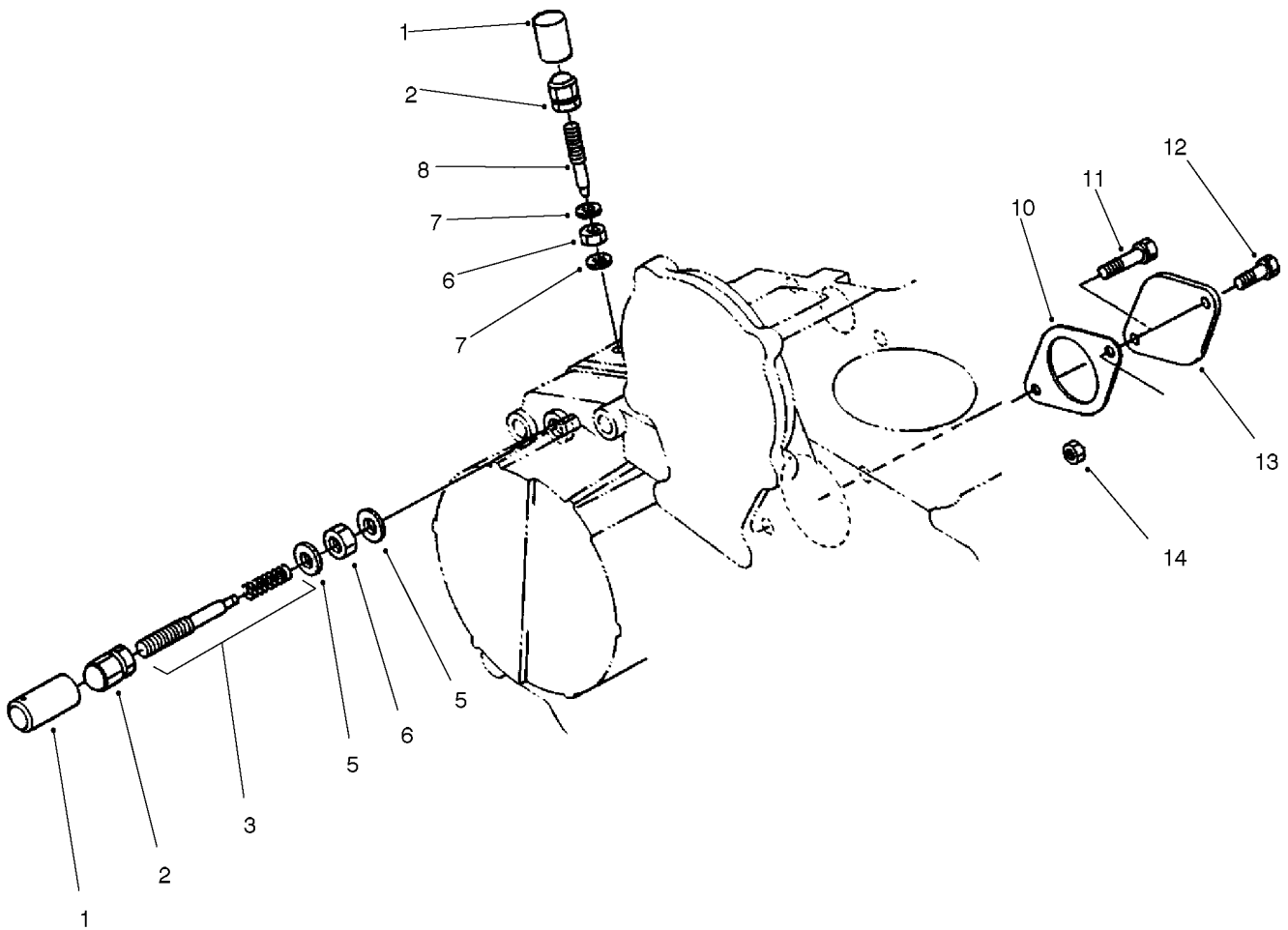
## Flywheel Assembly

<i>Ref.</i>	<i>Part Number</i>	<i>Qty.</i>	<i>Description</i>
1	98-9486	1	Plate-End, Rear
2	98-9392	8	Bolt
3	98-9537	6	Bolt-Flywheel
4	98-9691	1	Flywheel ASM(Incl. Ref. #5)
5	98-9394	1	Gear-Ring



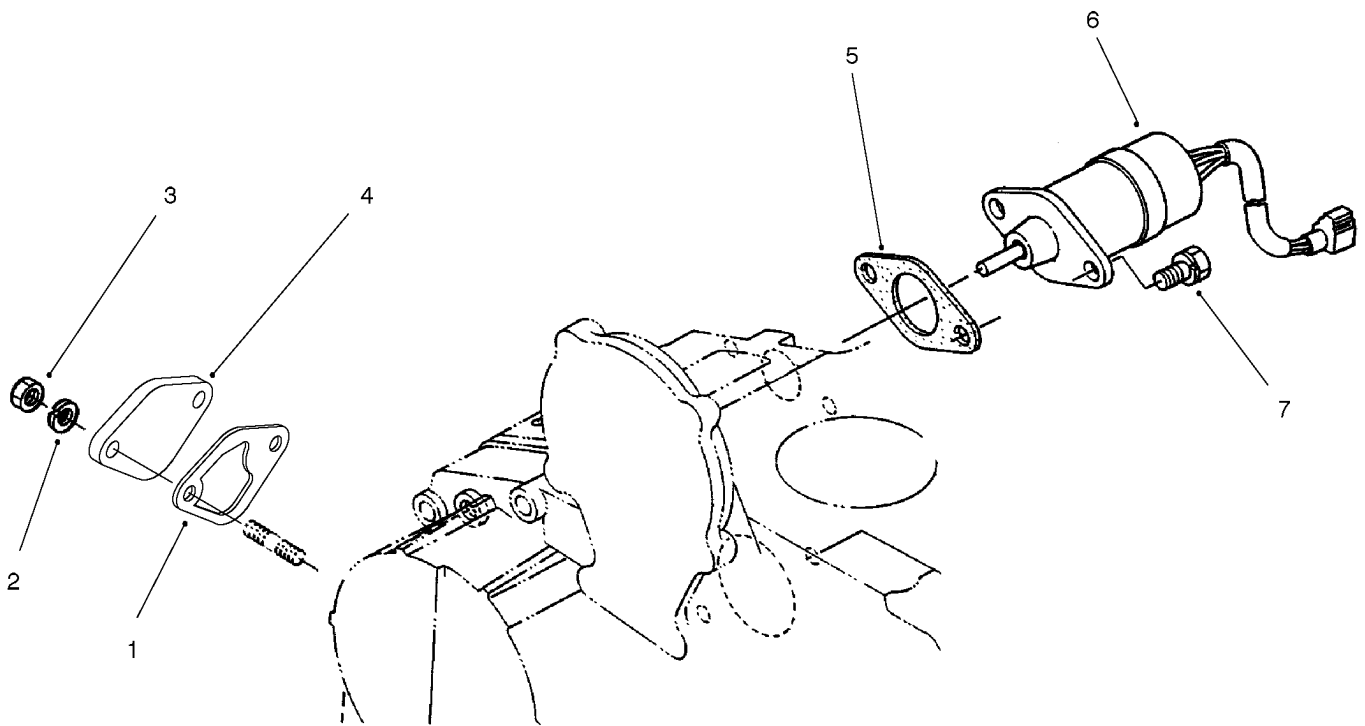
## Fuel Camshaft Assembly

<i>Ref.</i>	<i>Part Number</i>	<i>Qty.</i>	<i>Description</i>
1	98-9590	1	Nut-Cap
4	98-9669	1	Gear-Pump, Injection
5	98-9350	2	Bolt
6	98-9511	1	Stopper-Fuel, Camshaft
7	98-9383	1	Bearing-Ball
8	98-9595	1	Key-Woodruff
9	98-9459	1	Camshaft-Fuel
10	98-9382	1	Bearing-Ball
11	98-9657	1	Circlip-Shaft, Governor
12	98-9381	1	Bearing-Ball
13	98-9565	1	Screw-Set
14	98-9644	1	Governor Shaft ASM (Incl. Ref.#12 & 14-22)
15	98-9564	1	Washer-Thrust
16	98-9563	1	Sleeve-Governor
17	98-9560	2	Shaft-Weight, Governor
18	98-9692	2	Roller
19	98-9559	2	Governor Weight ASM
20	98-9673	1	Gear-Governor
21	98-9562	1	Holder-Gear, Governor
22	98-9561	1	Holder-Weight, Governor



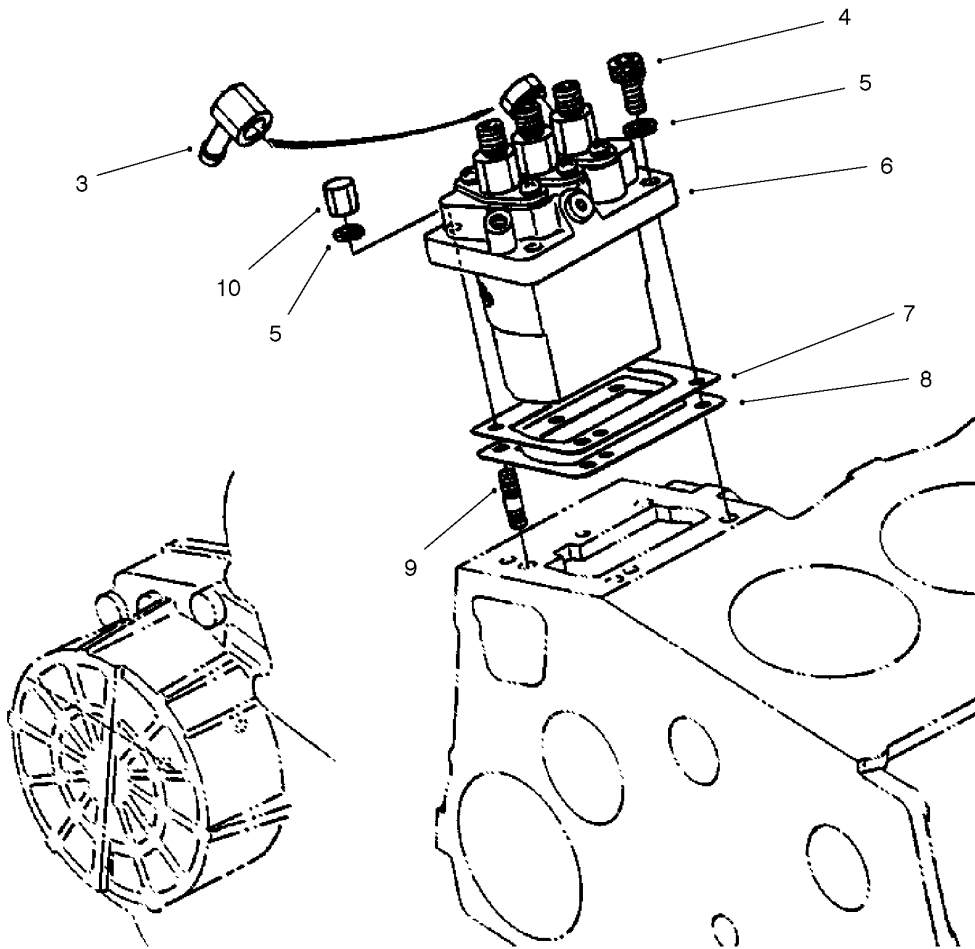
## Engine Stop Lever Assembly

<i>Ref.</i>	<i>Part Number</i>	<i>Qty.</i>	<i>Description</i>
1	99-3465	2	Pipe
2	98-9441	2	Nut-Cap
3	99-3458	1	Adjusting Bolt ASM
5	98-7654	2	Gasket
6	98-9439	2	Nut
7	98-7654	2	Gasket
8	98-9557	1	Bolt-Adjusting
10	98-9674	1	Packing
11	98-7645	1	Bolt
12	98-9359	1	Bolt
13	98-9640	1	Cover-Pump
14	98-7534	1	Nut



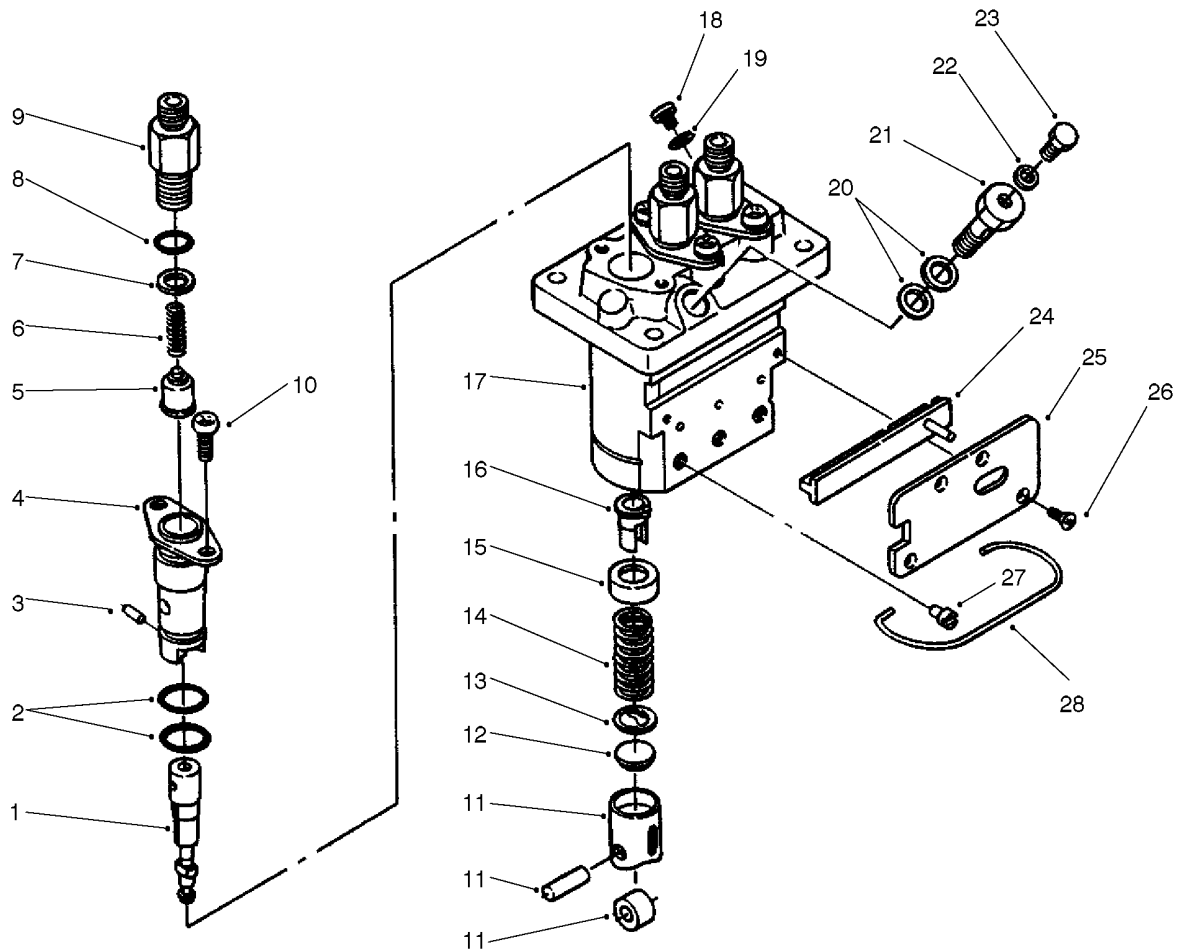
## Stop Solenoid And Fuel Pump Assembly

<i>Ref.</i>	<i>Part Number</i>	<i>Qty.</i>	<i>Description</i>
1	98-9636	1	Gasket-Pump, Fuel
2	98-9367	2	Washer-Spring
3	98-7572	2	Nut
4	99-3514	1	Cover
5	98-9683	1	Gasket-Cover, Solenoid
6	98-9693	1	Solenoid-Stop
7	98-9351	2	Bolt



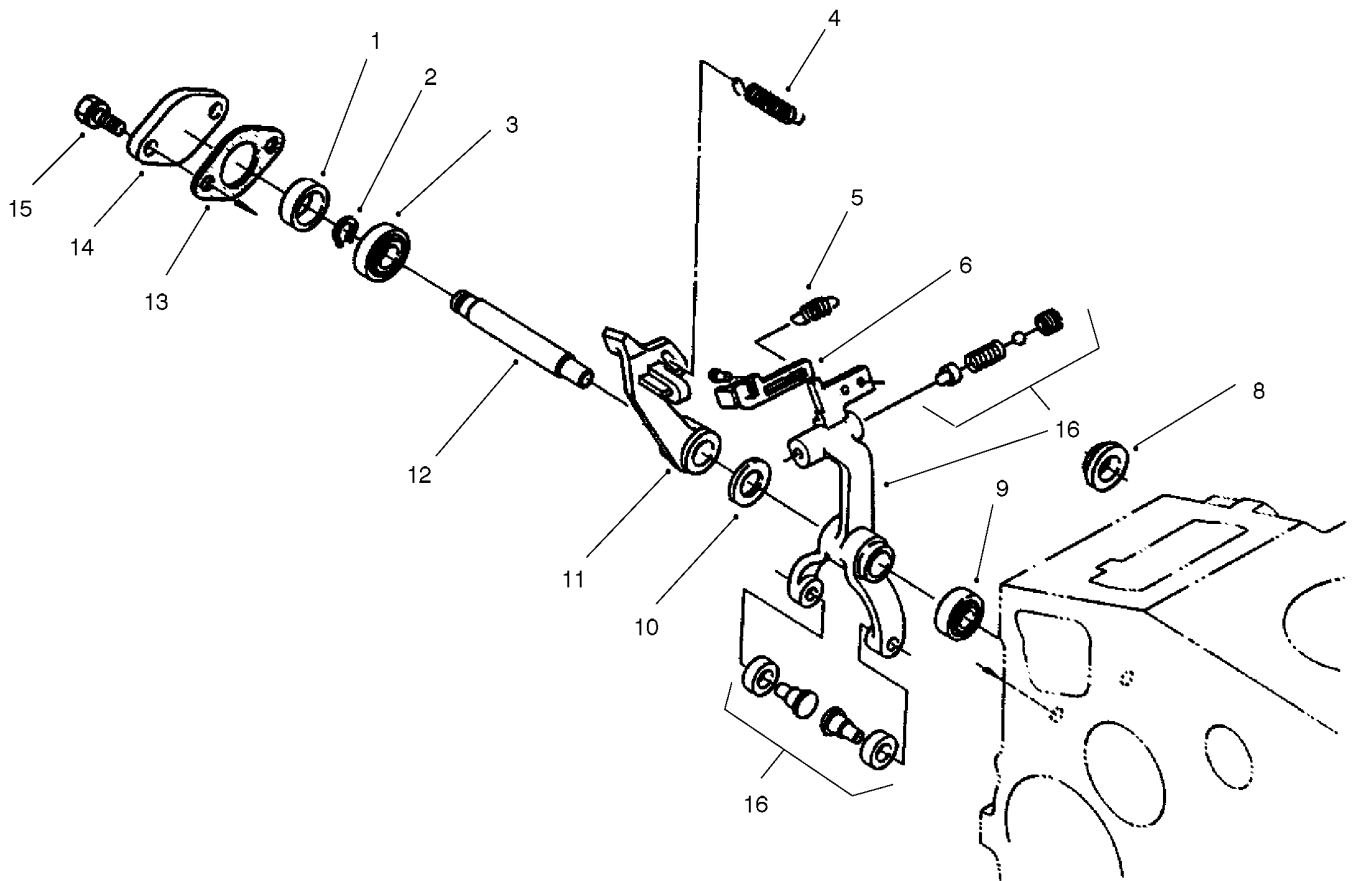
## Injection Pump Assembly

<i>Ref.</i>	<i>Part Number</i>	<i>Qty.</i>	<i>Description</i>
3	98-9596	1	Joint-Eye
4	98-9361	2	Bolt-HSH
5	98-9367	4	Washer-Spring
6	98-9643	1	Injection Pump ASM
7	98-9456	1	Shim-Injection (0.20Mm)
7	98-9457	1	Shim-Injection (0.25Mm)
8	98-9458	1	Shim-Injection (0.30Mm)
9	98-9438	2	Stud
10	98-9440	2	Nut-Cap



## Injection Pump Assembly (continued)

<i>Ref.</i>	<i>Part Number</i>	<i>Qty.</i>	<i>Description</i>	<i>Ref.</i>	<i>Part Number</i>	<i>Qty.</i>	<i>Description</i>
1	98-9462	3	Element-Pump	16	98-9432	3	Sleeve-Control
2	98-9423	6	O-Ring	17	98-9643	1	Injection Pump ASM(Incl. Ref. #1-16 &18-28)
3	98-9443	3	Pin-Joint	18	98-9466	1	Plug
4	98-9434	3	Flange-Sleeve	19	98-9451	1	Gasket
5	98-9421	3	Valve-Delivery	20	98-9445	2	Gasket
6	98-9424	3	Spring-Valve, Delivery	21	98-9464	1	Bolt-Joint
7	98-9425	3	Gasket-Valve, Delivery	22	98-9446	1	Gasket
8	98-9447	3	O-Ring	23	98-9430	1	Screw
9	98-9652	3	Holder-Valve, Delivery	24	98-9463	1	Control-Rack
10	98-9452	6	Screw	25	98-9465	1	Plate
11	98-9422	3	Tappet ASM	26	98-9442	4	Screw
12	98-9433	3	Shim	27	98-9426	3	Pin-Guide, Tappet
13	98-9429	3	Seat-Spring, Lower	28	98-9450	1	Pin-Clamp
14	98-9428	3	Spring-Plunger				
15	98-9427	3	Seat-Spring, Upper				

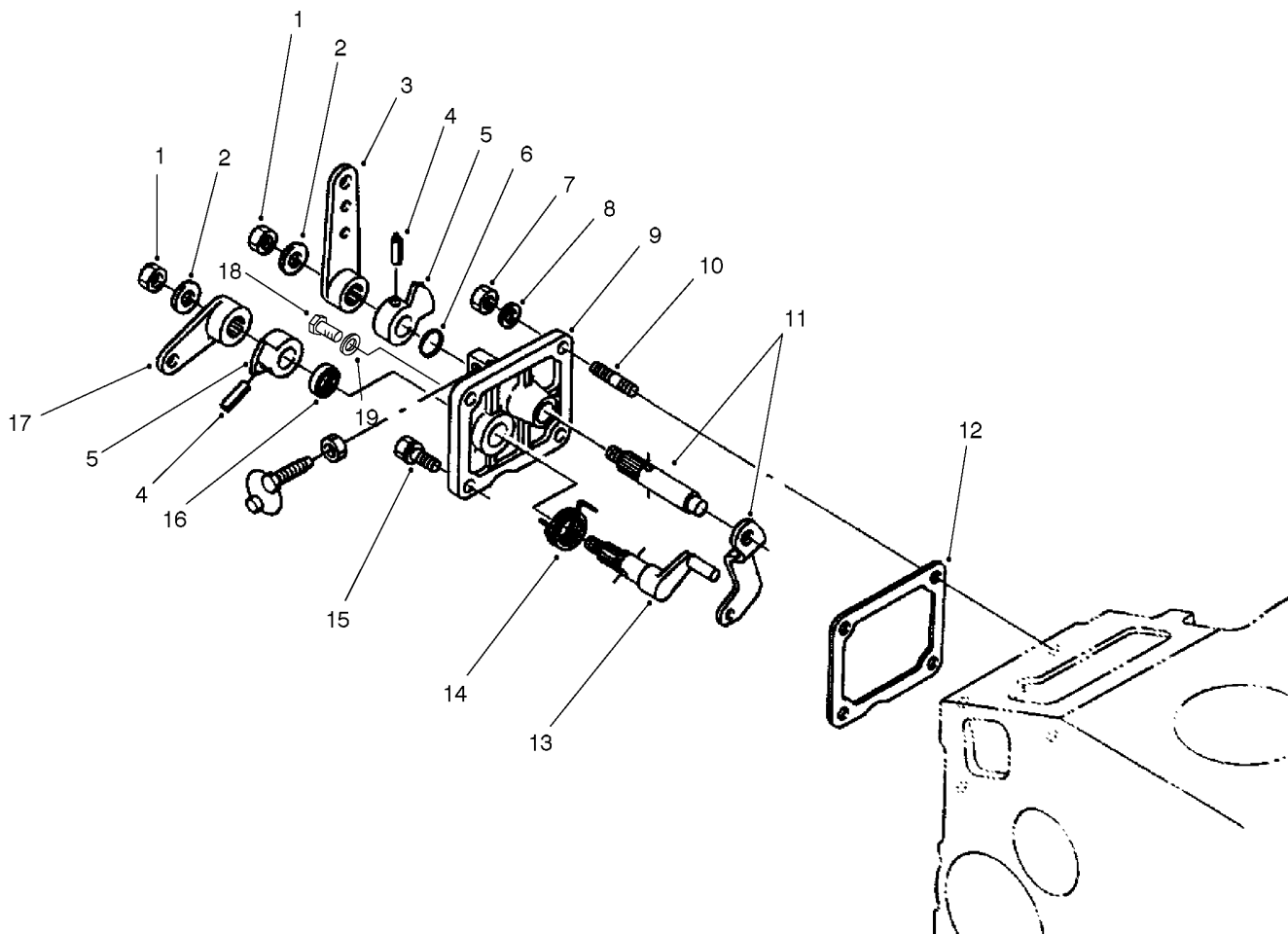


## Governor Assembly

Ref.	Part Number	Qty.	Description
1	98-9567	1	Collar
2	98-9369	1	Clip-Circular, External
3	98-9570	1	Bearing-Miniaturize
4	99-3459	1	Spring, Governor
5	98-9645	1	Spring-Start
6		1	Lever-Thrust ●
8	98-9568	1	Collar
9	98-9571	1	Bearing-Miniaturize
10	98-9593	1	Washer-Plain
11	98-9659	1	Lever-Fork
12	98-9566	1	Shaft-Lever, Fork
13	98-9682	1	Gasket
14	98-9569	1	Cover-Shaft, Fork Lever
15	98-9351	2	Bolt
16		1	Complete Lever & Fork
	99-3452	1	Lever & Fork ASM(Incl. Ref. #2, 3, 6, 10-12 & 16) ■

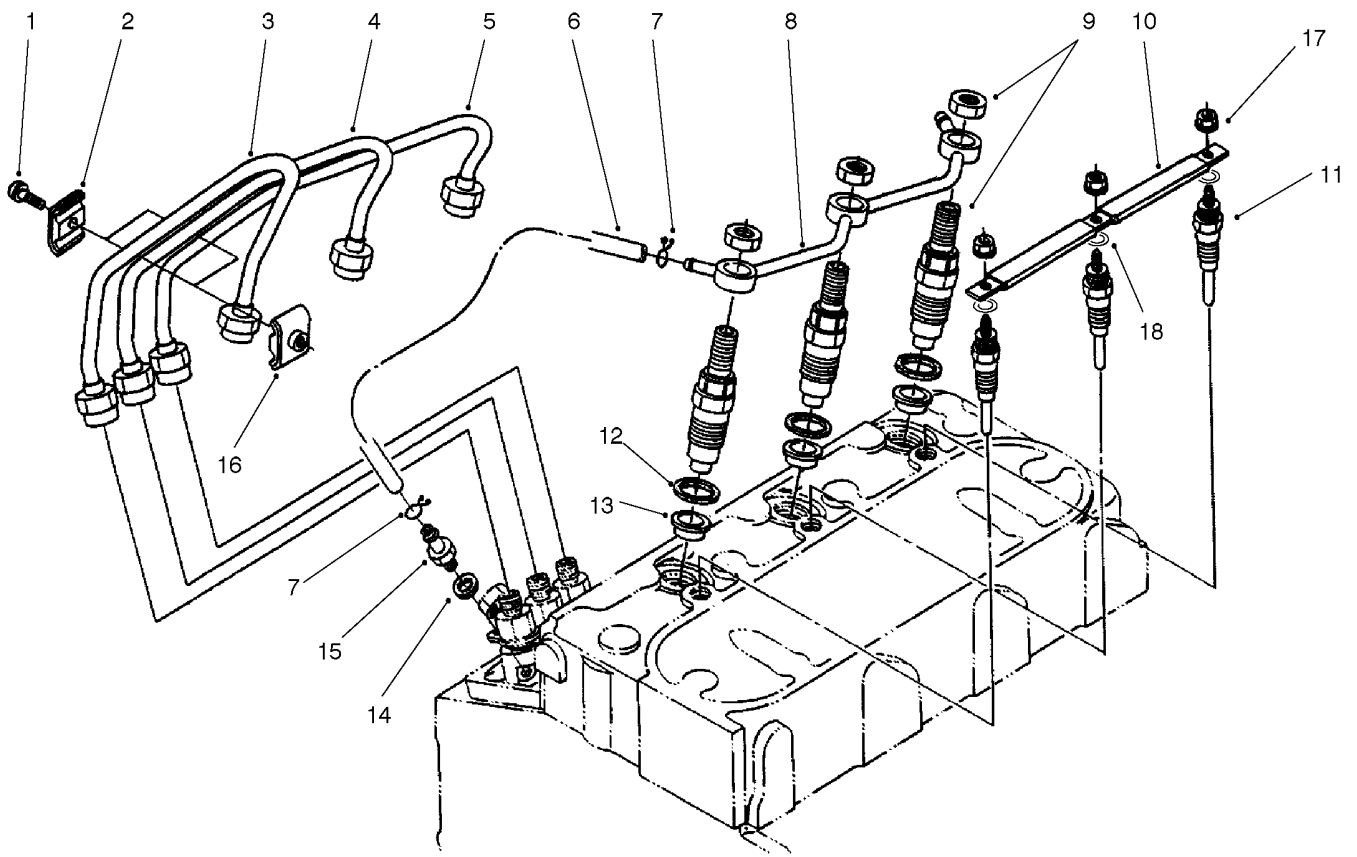
● Not serviced

■ \* Not Illustrated



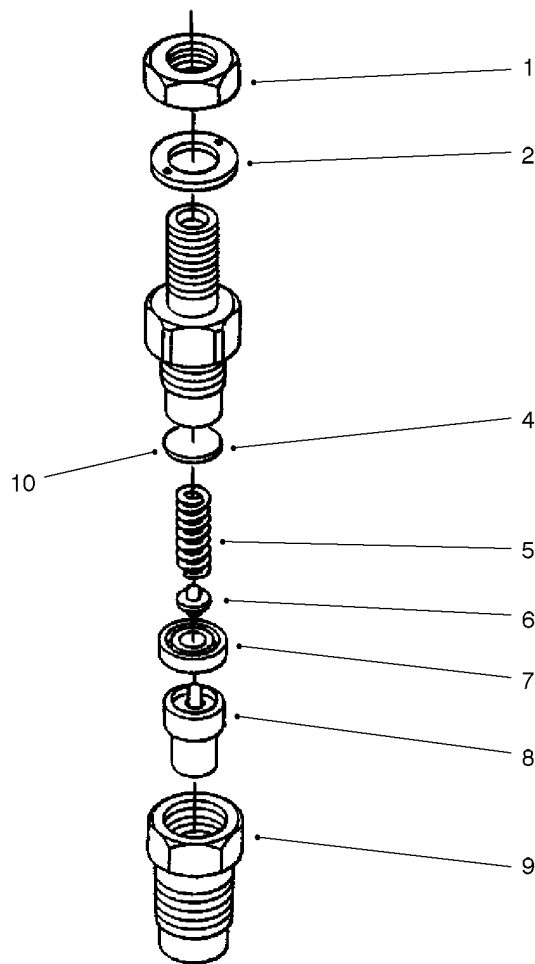
## Speed Control Plate Assembly

<i>Ref.</i>	<i>Part Number</i>	<i>Qty.</i>	<i>Description</i>
1	98-9589	2	Nut
2	98-9594	2	Washer-Plain
3	98-9662	1	Lever-Control, Speed
4	98-7602	2	Pin-Spring
5	98-9572	2	Lever-Control, Speed
6	98-9371	1	O-Ring
7	98-7572	2	Nut
8	98-9367	2	Washer-Spring
9	98-9661	1	Control Plate ASM(Incl. Ref. #1-6, 11, 13,14, 16 &17)
10	98-9362	2	Stud
11	98-9658	1	Governor Lever ASM
12	98-9637	1	Gasket
13	98-9664	1	Shaft-Lever, Stop
14	98-9472	1	Spring-Return
15	98-7692	1	Bolt
16	98-7601	1	Seal-Oil
17	98-9663	1	Lever-Stop, Engine
18	99-8348	1	Bolt
19	98-7654	1	Gasket



## Nozzle Holder And Glow Plug Assembly

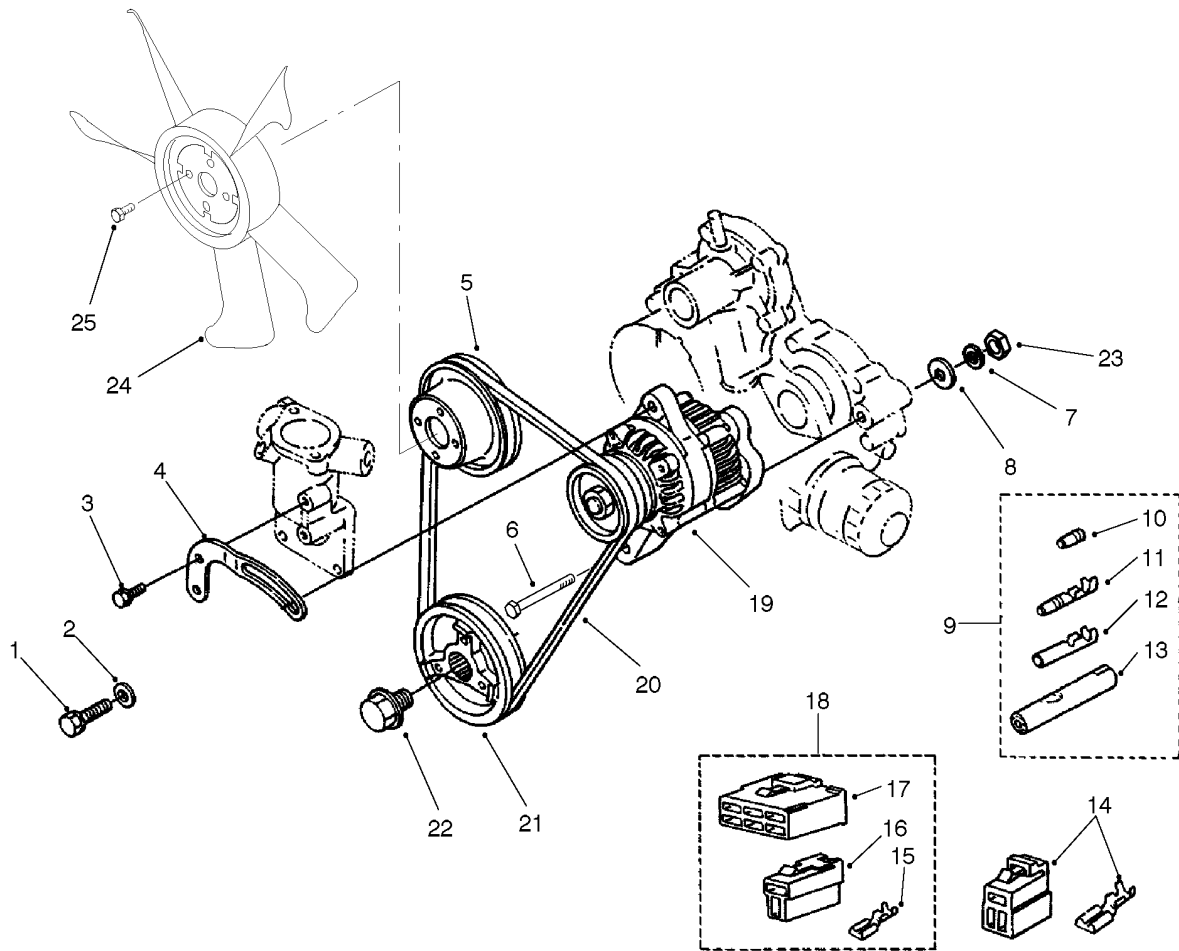
<i>Ref.</i>	<i>Part Number</i>	<i>Qty.</i>	<i>Description</i>
1	98-7684	2	Screw-W/Washer
2	98-7683	2	Clamp-Pipe
3	99-3460	1	Pipe-Injection
4	98-9654	1	Pipe-Injection
5	98-9655	1	Pipe-Injection
6	98-9624	1	Overflow Pipe ASM(Incl. Ref. #7)
7	98-7671	2	Clip-Pipe
8	98-9621	1	Overflow Pipe ASM
9	98-9468	3	Nozzle Holder ASM
10	98-9631	1	Cord-Plug, Glow
11	98-9623	3	Plug-Glow
12	98-7676	3	Gasket
13	98-9694	3	Seat-Heat
14	98-7654	1	Gasket
15	98-9431	1	Screw-Bleeder, Air
16	98-7682	2	Clamp-Pipe
17	99-8377	3	Nut-Flange
18	99-8378	3	Washer-Plain



## Nozzle Holder Assembly

<i>Ref.</i>	<i>Part Number</i>	<i>Qty.</i>	<i>Description</i>
1	99-8301	3	Nut
2	99-8307	3	Washer-Plain
4	99-8302	3	Washer-Adjusting
5	99-8303	3	Spring-Nozzle
6	99-8305	3	Rod-Push
7	99-8304	3	Spacer-Distance
8	99-8308	3	Piece-Nozzle
9	99-8306	3	Nut-Nozzle
10	99-8309	3	Adjusting Washer ASM
	99-8310	3	Washer-Adjust (0.10Mm) ●
	99-8311	3	Washer-Adjust (0.20Mm) ●
10	99-8312	3	Washer-Adjust (0.30Mm)
	99-8313	3	Washer-Adjust (0.40Mm) ●
	99-8314	3	Washer-Adjust (0.50Mm) ●
	99-8315	3	Washer-Adjust (0.52Mm) ●
	99-8316	3	Washer-Adjust (0.54Mm) ●
	99-8317	3	Washer-Adjust (0.56Mm) ●
	99-8318	3	Washer-Adjust (0.58Mm) ●
	99-8319	3	Washer-Adjust (0.80Mm) ●
	98-9468	3	Nozzle Holder ASM(Incl. Ref. #1-9) ●

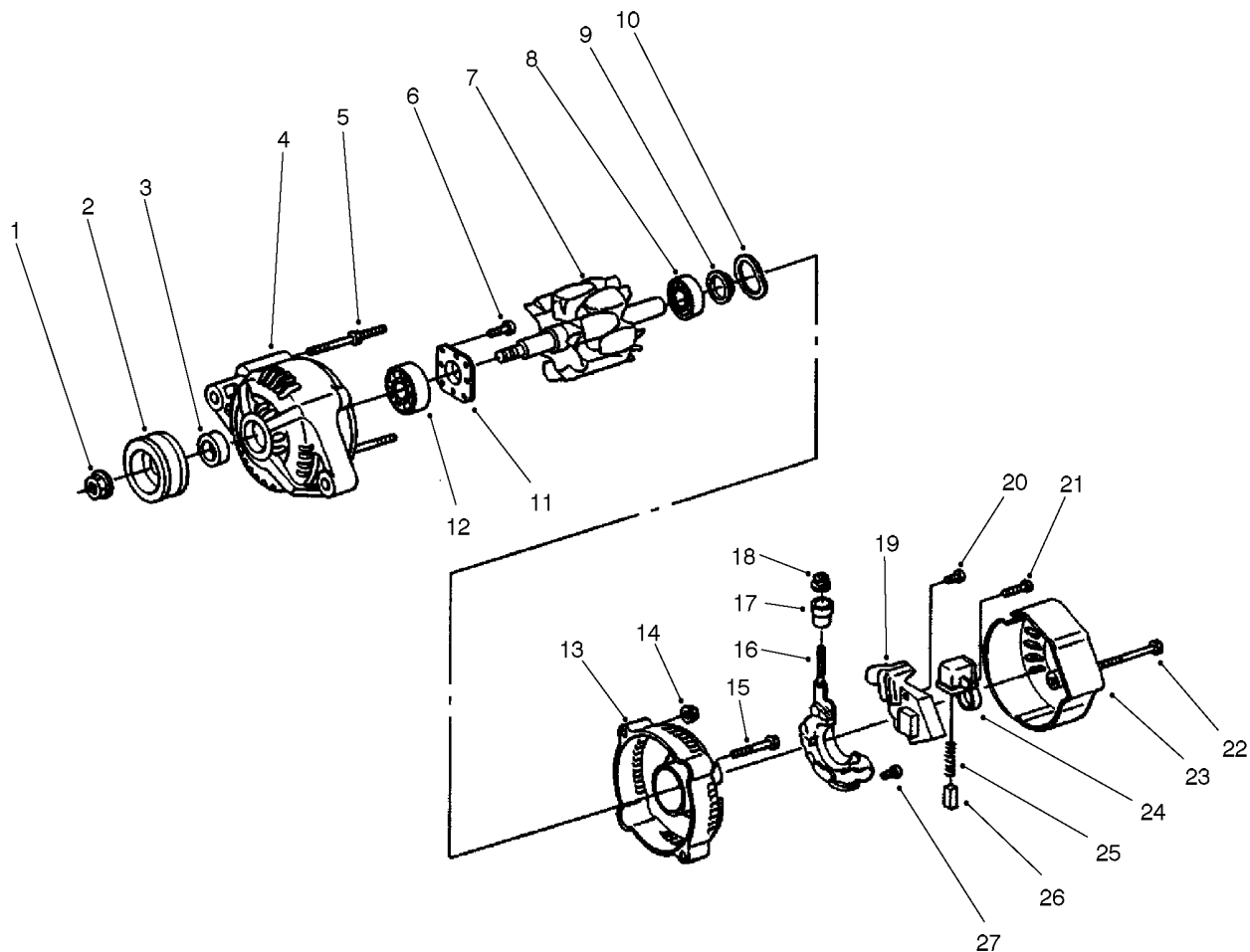
● \* Not Illustrated



## Alternator And Pulley Assembly

Ref.	Part Number	Qty.	Description
1	98-7697	1	Bolt
2	98-7698	1	Washer-Plain
3	98-7692	1	Bolt
4	98-9573	1	Stay-Dynamo
5	99-3453	1	Pulley-Fan
6	98-9360	1	Bolt
7	98-9368	1	Washer-Spring
8	98-9366	1	Washer-Plain
9	98-9700	1	Terminal ASM (Incl. Ref. #10-13)
10	98-9701	1	Terminal
11	98-9702	1	Sleeve
12	98-9703	1	Terminal
13	98-9704	1	Sleeve

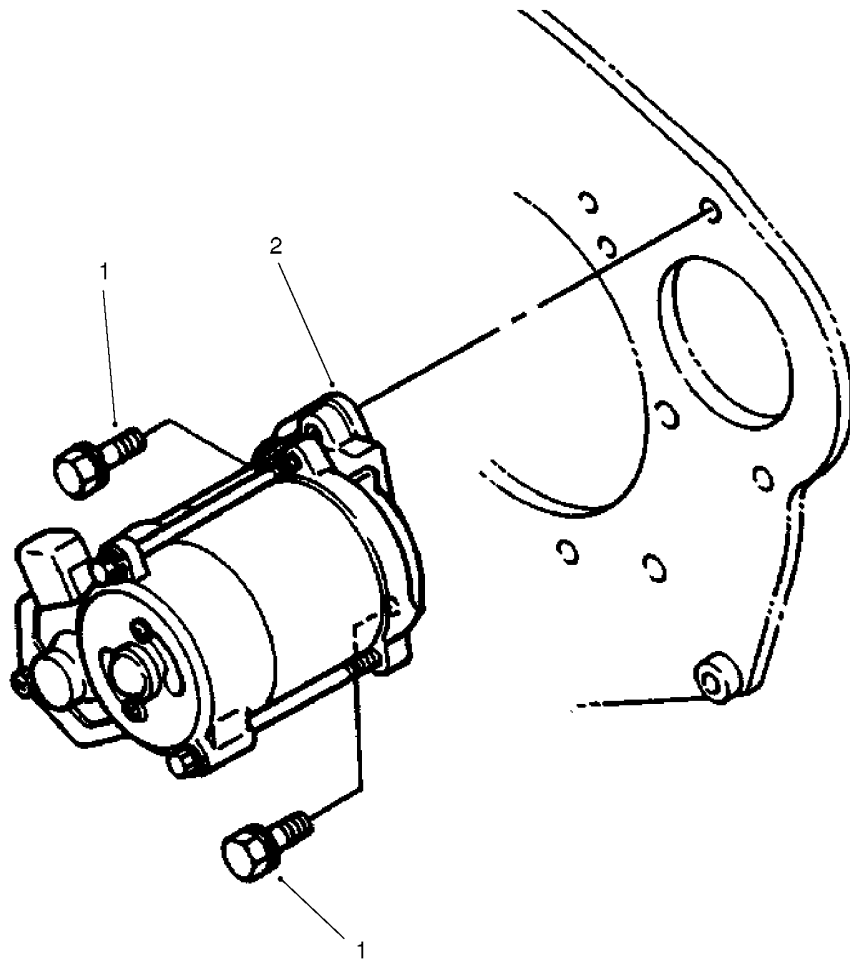
Ref.	Part Number	Qty.	Description
14	98-9602	1	Lock Coupler ASM
15	98-9699	7	Terminal
16	98-9698	1	Connector
17	98-9697	1	Connector
18	98-9696	1	Coupler ASM(Incl. Ref. #15-17)
19	98-9474	1	Alternator ASM
20	99-3467	1	V-Belt
21	99-3456	1	Pulley-Drive, Fan
22	98-9585	1	Bolt
23	98-7737	1	Nut
24	99-3461	1	Fan
25	33103-012	4	Screw-HHF



## Alternator Assembly

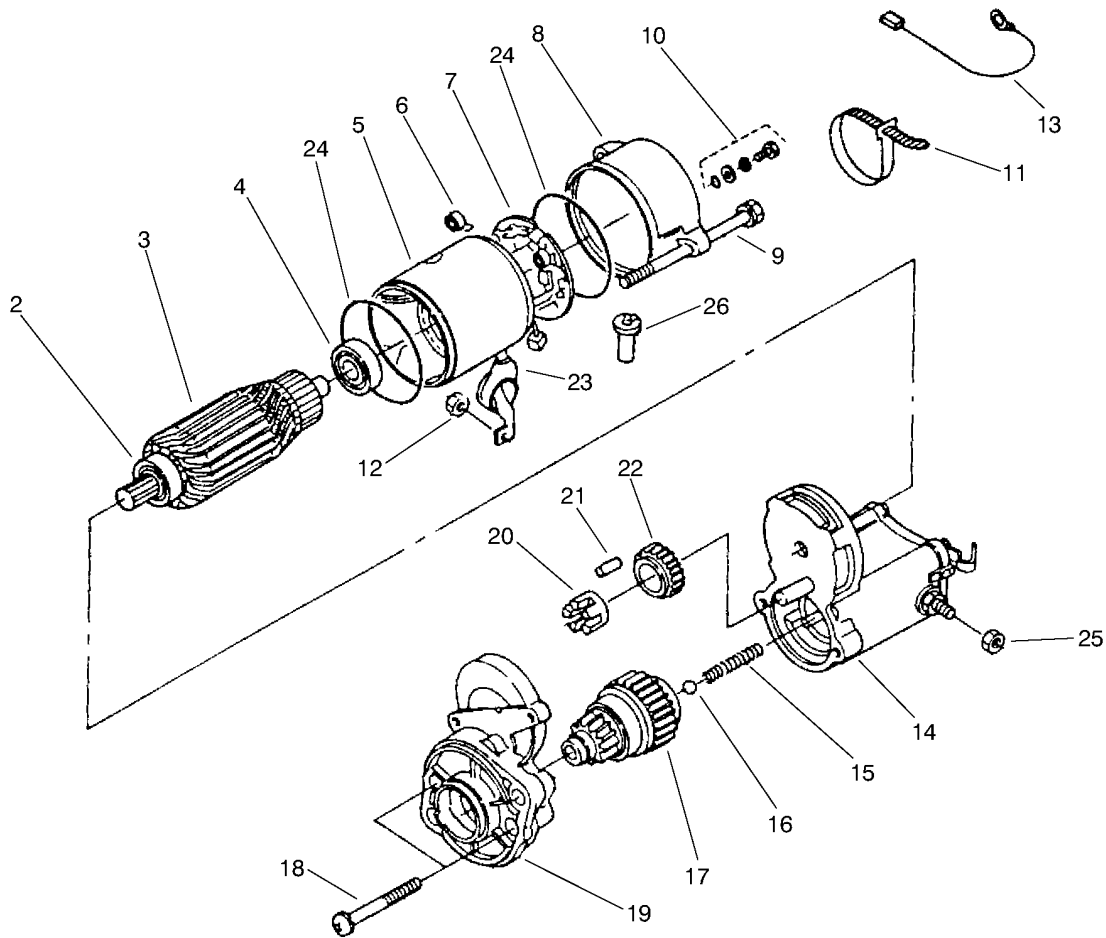
<i>Ref.</i>	<i>Part Number</i>	<i>Qty.</i>	<i>Description</i>	<i>Ref.</i>	<i>Part Number</i>	<i>Qty.</i>	<i>Description</i>
1	98-7708	1	Nut	16	98-7721	1	Rectifier ASM
2	98-9453	1	Pulley-Dynamo	17	98-7722	1	Bushing-Insulation
3	98-7709	1	Collar	18	98-7732	1	Nut
4	98-7714	1	Frame-End, Drive	19	98-7733	1	Regulator ASM
5	98-7717	2	Bolt-Through	20	98-7726	2	Screw-Head, Round
6	98-7716	4	Screw-Head, Round	21	98-7728	1	Screw-Head, Round
7	98-7710	1	Rotor	22	98-7729	3	Bolt
8	98-7712	1	Bearing-Ball	23	98-7720	1	Cover-End
9	98-7711	1	Cover-Bearing	24	98-7723	1	Holder-Brush
10	98-7713	1	Washer-Thrust	25	98-7725	2	Spring-Brush
11	98-7715	1	Plate-Retainer	26	98-7724	2	Brush
12	98-7718	1	Bearing-Ball	27	98-7727	6	Screw-Head, Round
13	98-7719	1	Frame-End		98-9474	1	Alternator ASM(Incl. Ref. #1-27) ●
14	98-7730	2	Nut				
15	98-7731	2	Bolt				

● \* Not Illustrated



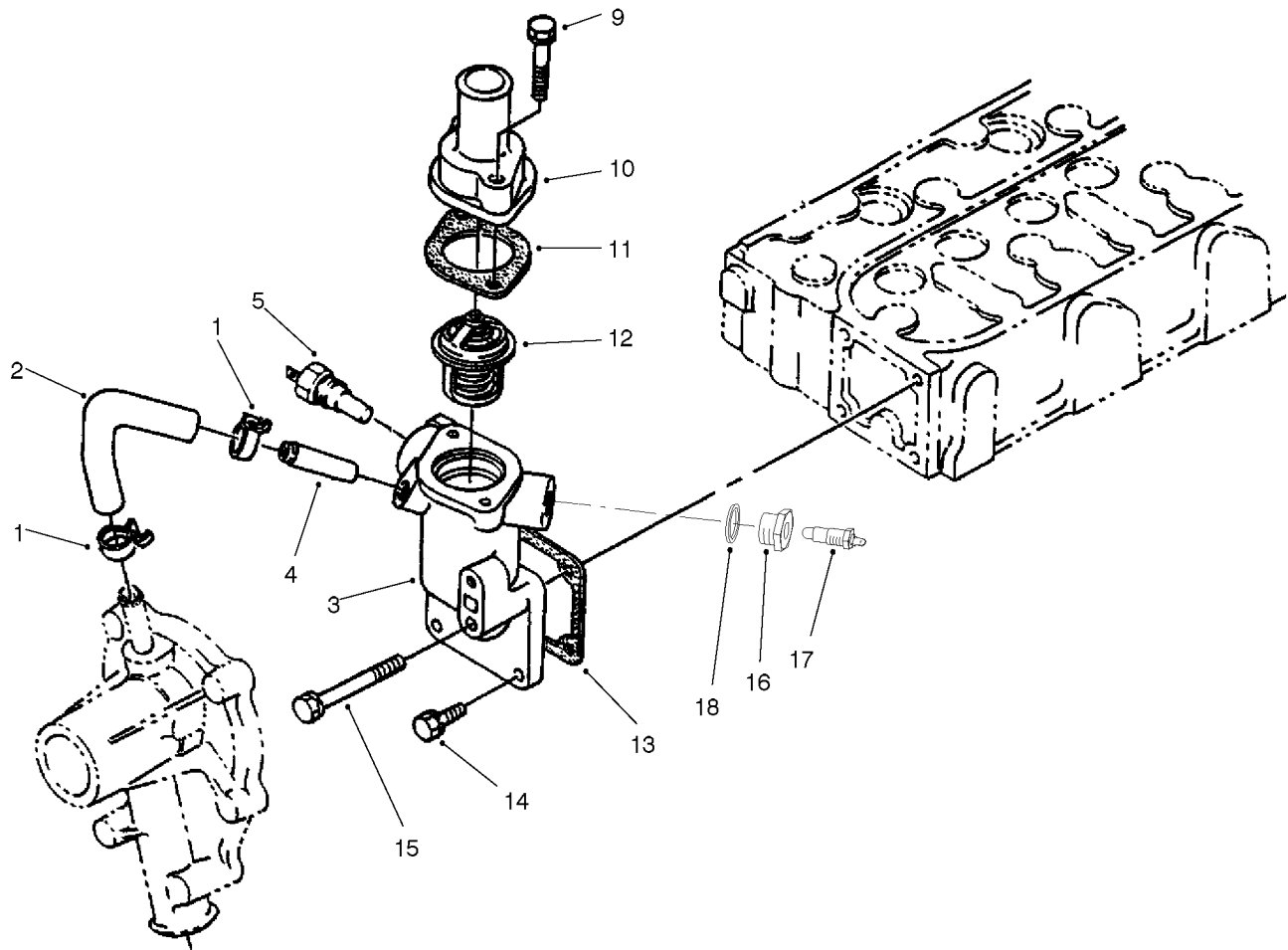
## Starter Mount Assembly

<i>Ref.</i>	<i>Part Number</i>	<i>Qty.</i>	<i>Description</i>
1	98-7697	2	Bolt
2	98-9705	1	Starter ASM



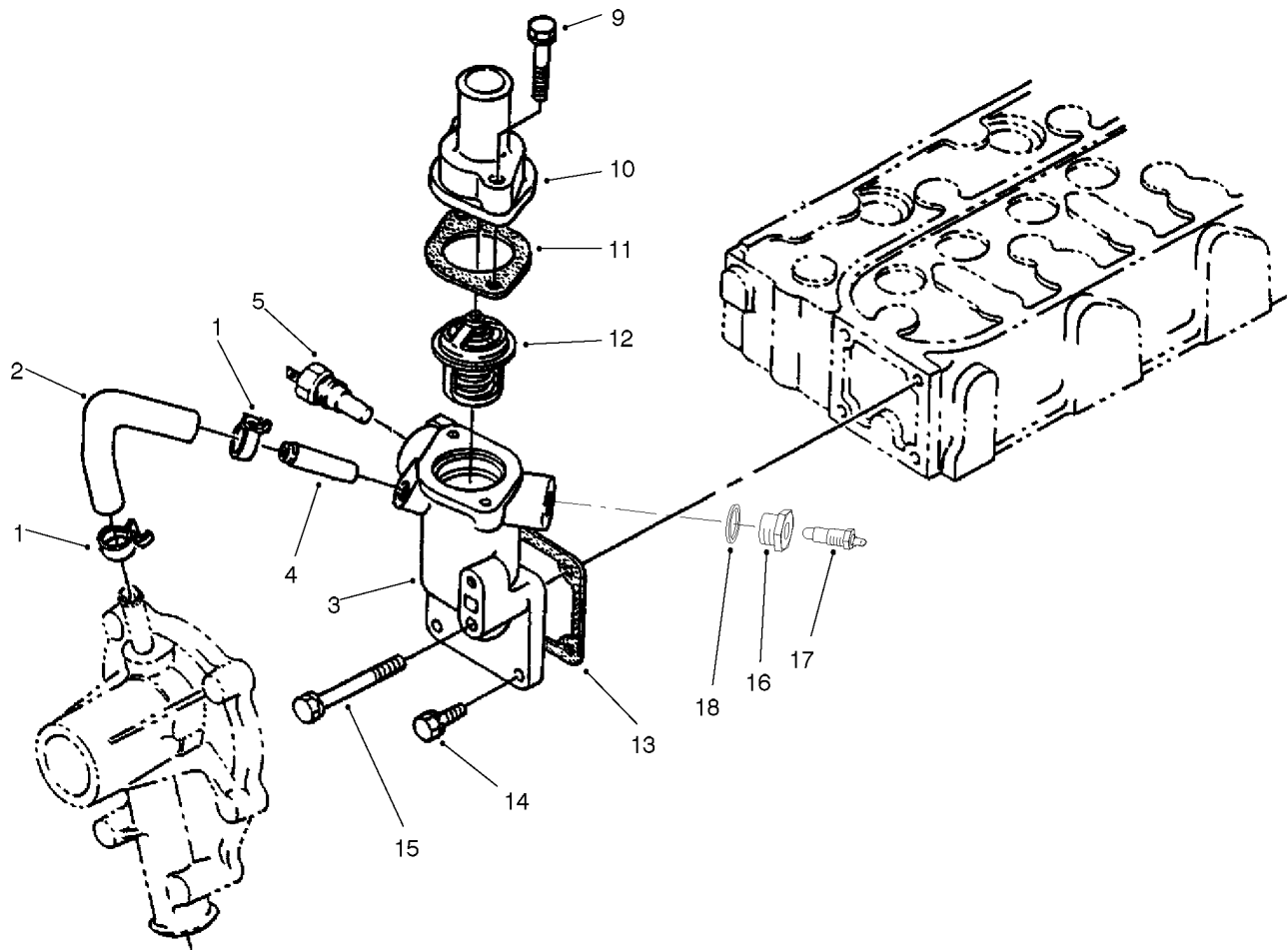
## Starter Assembly No. 98-9705

Ref.	Part Number	Qty.	Description	Ref.	Part Number	Qty.	Description
2	98-7743	1	Bearing-Ball	14	99-8372	1	Magnetic Switch ASM
3	98-7742	1	Armature ASM (Incl. Ref. No. 2, 4)	15	98-7754	1	Spring
4	98-7744	1	Bearing-Ball	16	98-7755	1	Ball
5	98-7741	1	Yoke ASM	17	99-8373	1	Clutch-Running, Over
6	98-7750	4	Spring-Brush	18	98-7756	2	Bolt
7	98-7749	1	Brush Holder ASM (Incl. Ref. No. 6)	19	99-8374	1	Frame-End, Drive
8	99-8370	1	Frame-End	20	98-7752	1	Retainer
9	98-9549	2	Bolt	21	98-7753	5	Roller
10	98-7758	2	Bolt ASM	22	98-7751	1	Gear
11	98-9712	1	Band-Cover	23	99-8375	1	Cover
12	99-8371	1	Nut-Hex	24	98-7757	2	O-Ring
13	98-9711	1	Cord-Solenoid, Stop	25	99-8376	1	Nut-Hex
				26	98-7759	1	Pipe-Drain



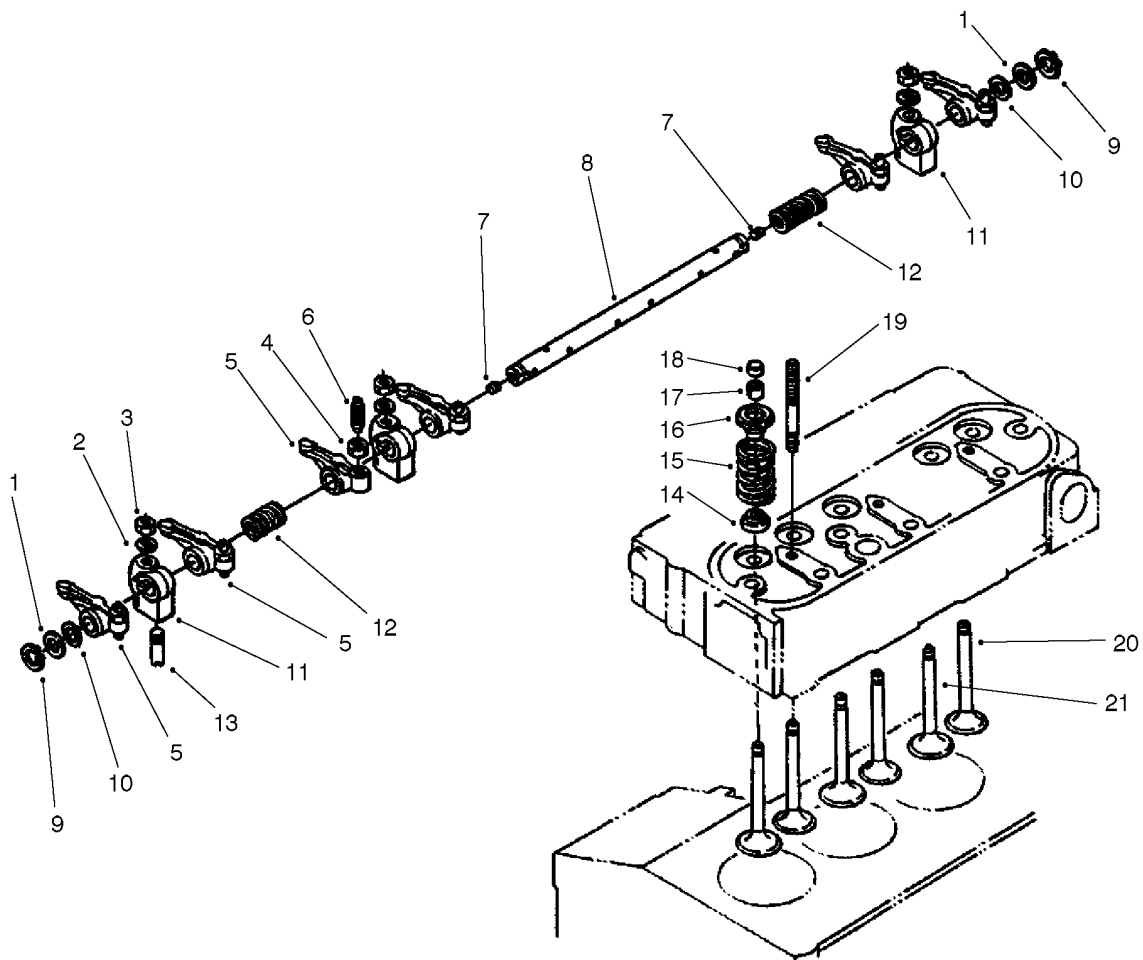
## Water Flange And Thermostat Assembly

<i>Ref.</i>	<i>Part Number</i>	<i>Qty.</i>	<i>Description</i>
1	98-9579	2	Band-Pipe
2	98-9578	1	Pipe-Return, Water
3	98-9713	1	Water Flange ASM(Incl. Ref. #4)
4	98-9580	1	Pipe-Return, Water
5	98-9719	1	Thermoswitch
9	98-7777	2	Bolt
10	98-9471	1	Cover-Thermostat
11	98-7776	1	Gasket
12	98-7778	1	Thermostat ASM
13	98-9638	1	Gasket-Flange, Water
14	98-7692	3	Bolt
15	98-9356	1	Bolt
16	99-3581	1	Adapter
17	99-3582	1	Thermoswitch
18	99-3583	1	Gasket



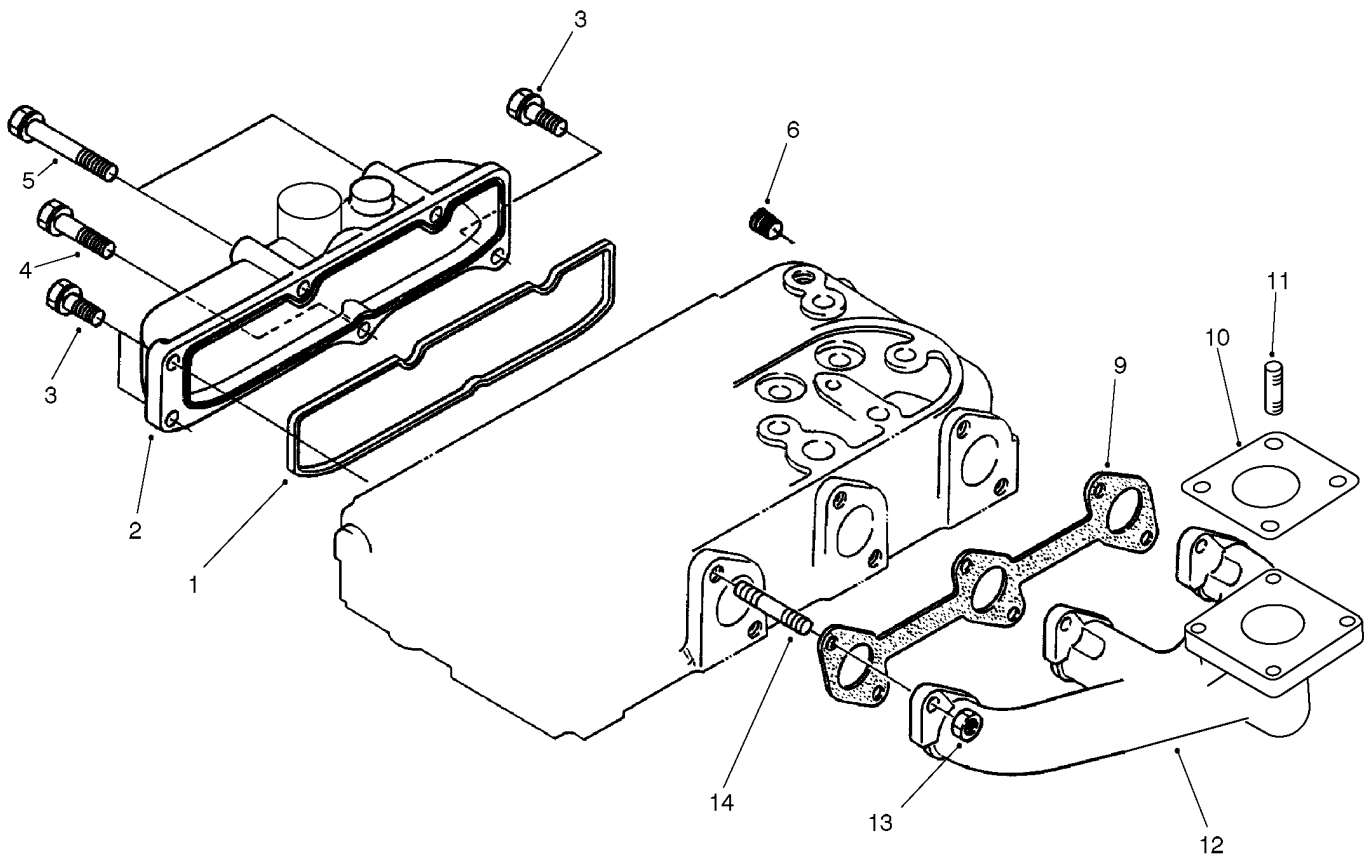
## Water Pump Assembly

<i>Ref.</i>	<i>Part Number</i>	<i>Qty.</i>	<i>Description</i>
1	99-3455	1	Water Pump ASM(Incl. Ref. #2-6)
2	99-3516	1	Flange-Pump, Water
3	99-3517	1	Bearing-Pump, Water
4	98-9577	1	Pipe-Return, Water
5	99-3518	1	Water Pump Seal ASM
6	99-3519	1	Impeller-Pump, Water
7	99-3454	1	Gasket-Pump, Water
8	33103-030	1	Screw-HHF
9	98-9357	4	Bolt
10	98-9717	2	Clamp
11	98-9574	1	Pipe-Water
12	98-9716	1	Pipe-Water



## Valve And Rocker Arm Assembly

<i>Ref.</i>	<i>Part Number</i>	<i>Qty.</i>	<i>Description</i>
1	98-9508	2	Washer-Shaft, R-Arm
2	98-9385	3	Washer-Flat
3	98-9393	3	Nut
4	98-9503	6	Nut
5	98-9501	6	Rocker Arm ASM(Incl. Ref. #4 & 6)
6	98-9502	6	Screw-Adjusting
7	98-9365	2	Screw-Set
8	98-9612	1	Rocker Arm Shaft ASM(Incl. Ref. #7)
9	98-9370	2	Clip-Circular, External
10	98-9507	2	Washer-Shaft, Rocker Arm
11	98-9505	3	Bracket-Arm, Rocker
12	98-9504	2	Spring-Arm, Rocker
13	98-9391	1	Screw-Set, Rocker Arm
14	98-9496	6	Seal-Stem, Valve
15	98-9648	6	Spring, Valve
16	98-9498	6	Retainer-Valve
17	98-9390	6	Collet-Spring, Valve
18	98-9497	6	Cap-Valve
19	98-9506	3	Stud
20	98-9495	3	Valve-Exhaust
21	98-9494	3	Valve-Inlet



## Exhaust Manifold And Gasket Assembly

<i>Ref.</i>	<i>Part Number</i>	<i>Qty.</i>	<i>Description</i>
1	98-9609	1	Gasket-Manifold, Inlet
2	99-3457	1	Manifold-Inlet
3	98-7605	3	Bolt
4	98-9353	1	Bolt
5	98-9355	2	Bolt
6	98-9444	1	Plug
9	98-9610	1	Gasket
10	98-9611	1	Gasket
11	42-9560	4	Stud
12	98-9718	1	Manifold-Exhaust
13	98-9665	6	Nut
14	98-9588	6	Stud

**Notes:**



**Count on it.**