



Reelmaster[®] 5500-D 2WD

Model No. 03550—20000501 and Up

Parts Catalog

Ordering Replacement Parts

To order replacement parts, please supply: the part number, the quantity, and the description of each part desired.

Understanding Reference Numbers

Each identified part in an illustration has a reference number. The reference number for a part also appears in the parts list, along with other information about the part.

This catalog uses two special reference number formats, one to indicate parts in a service assembly and another to indicate the quantity of a given part in an illustration.

Service Assembly Reference Numbers

Parts in service assemblies have reference numbers in the form **a:b**. The **a** represents the reference number of the entire service assembly and the **b** represents a sequential number unique to each part within the service assembly.

For example, a wheel assembly might be identified by reference number **6**, the tire by **6:1**, the valve by **6:2**, and the wheel by **6:3**. When you order the assembly identified by reference number **6**, you receive all parts identified by reference numbers **6:1**, **6:2**, and **6:3**. However, you may also order any part individually.

Reference numbers of this type appear in illustrations and in part lists.

Reference Numbers Indicating Quantity

In an illustration, if a reference number indicates more than one part, the reference number has the form **nX y**. The **n** represents the quantity of the part, the **X** is the multiplication symbol, and the **y** represents the reference number.

For example, in an illustration, the reference number **2X 37** means that two of the parts identified by reference number **37** are indicated.

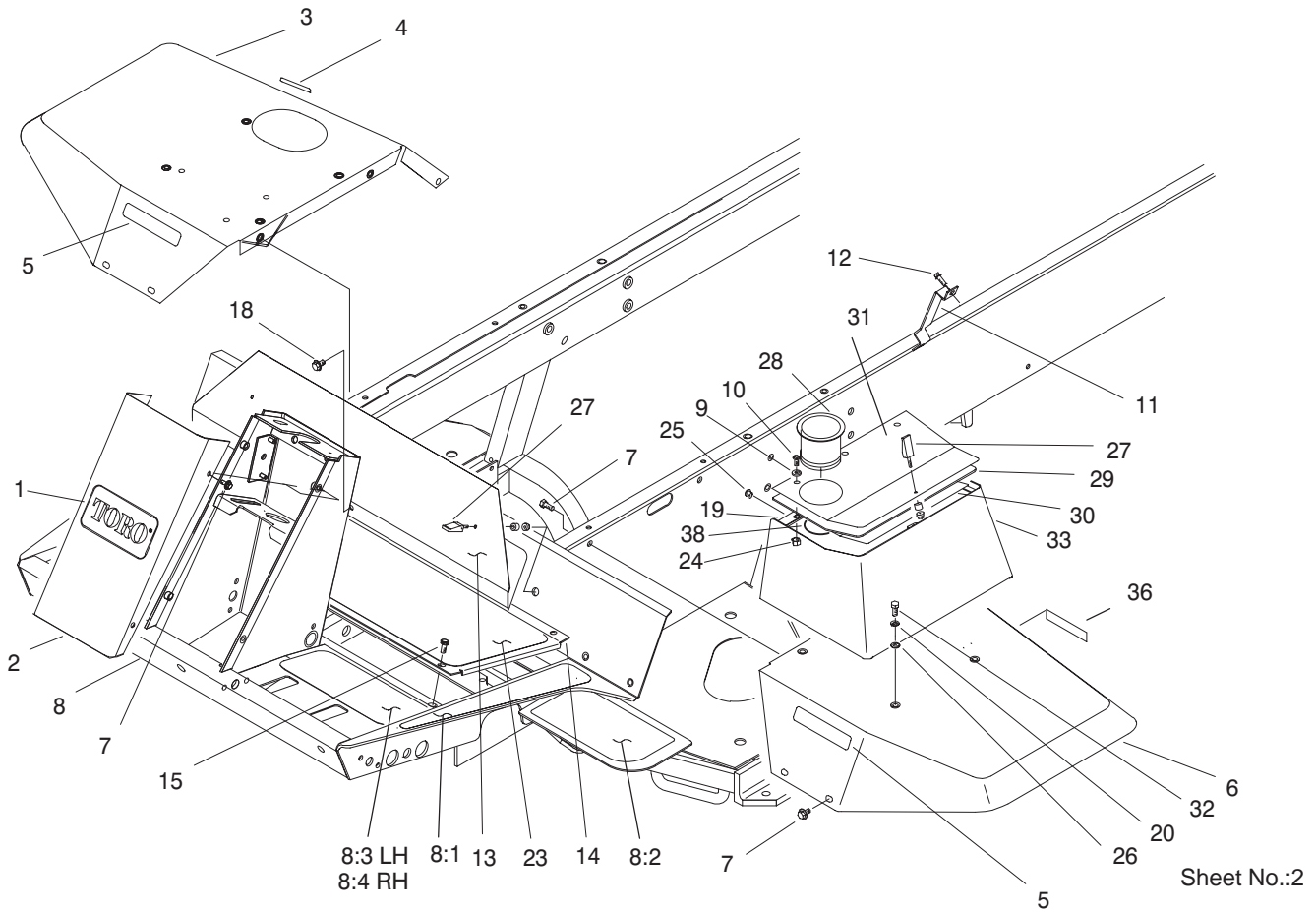
Contents

Description	Page	Description	Page
Frame and Body Assembly	4	Rear Axle Support	48
Steering Tower Assembly	6	2WD Rear Axle Assembly	49
Steering Valve Assembly No. 99–8959	8	Hydraulic Cylinder No. 75–1200	51
Traction and Brake Pedal Assembly	9	Stabilizer Assembly	52
Seat Frame and Throttle Assembly	10	Axle Assembly No. 99–6981–03	53
Seat and Suspension Assembly	11	Brake Assembly	55
Seat Suspension Assembly No. 75–3000	12	Special Tools	56
Control Console Assembly	13	Gauge Bar and Backlapping Brush Assembly	57
Diagnostic–ACE Display Assembly	15	Hydraulic Schematic	58
Hydraulic Filter and Reservoir Assembly	16	Electrical Schematic	59
Fuel Tank Assembly	17	Electrical Schematic – Turfdefender	60
Fuel Tank Assembly No. 99–8351	18	Crankcase Assembly	61
Front Axle Assembly	19	Oil Pan Assembly	62
Transmission Assembly	20	Cylinder Assembly	63
Transmission Assembly No. 75–0012	21	Gear Case Assembly	64
Traction Control Assembly	23	Filter, Oil Cooler & Pipe Assembly	65
Gear Pump Installation Assembly	24	Head Cover Assembly	66
Engine Installation Assembly	25	Dipstick Assembly	67
Muffler and Pump Drive Assembly	26	Main Bearing Case Assembly	68
Engine Components Assembly	27	Camshaft Assembly	69
Air Cleaner Assembly No. 98–4517	28	Piston & Crankshaft Assembly	70
Water/Fuel Separator Assembly No. 98–9305	29	Flywheel Assembly	72
Fan Drive Assembly	30	Fuel Camshaft Assembly	73
Radiator Assembly	31	Engine Stop Lever Assembly	74
Oil Cooler / Radiator Assembly	32	Stop Solenoid & Fuel Pump Assembly	75
Hood Assembly	33	Injection Pump Assembly	76
Lift Block Assembly	34	Injection Pump Assembly No. 98–9643	77
Lift Block Assembly No. 99–6979	35	Governor Assembly	78
Mow Block Assembly	36	Speed Control Plate Assembly	79
Mow Block Assembly No. 99–6978	37	Nozzle Holder & Glow Plug Assembly	80
Rear Hydraulic Manifold Assembly	38	Nozzle Holder Assembly No. 98–9468	81
Reel Motor and Hose Assembly	39	Alternator & Pulley Assembly	82
Reel Motor No. 98–9999	40	Alternator Assembly	83
Front Lift Circuit Assembly	41	Starter Mount Assembly	84
Hydraulic Cylinder Assembly No. 99–6987	42	Starter Assembly No. 98–9705	85
Hydraulic Cylinder Assembly No. 99–6986	43	Water Flange & Thermostat Assembly	86
Front Lift Arm Assembly	44	Water Pump Assembly	87
Rear Lift Cylinder Assembly	45	Valve & Rocker Arm Assembly	88
Hydraulic Cylinder Assembly No. 98–3945	46	Exhaust Manifold & Gasket Assembly	89
Rear Lift Arm Assembly	47	Turbo Charger Assembly	90

Part Description Abbreviations

Part descriptions in this catalog may include the following abbreviations.

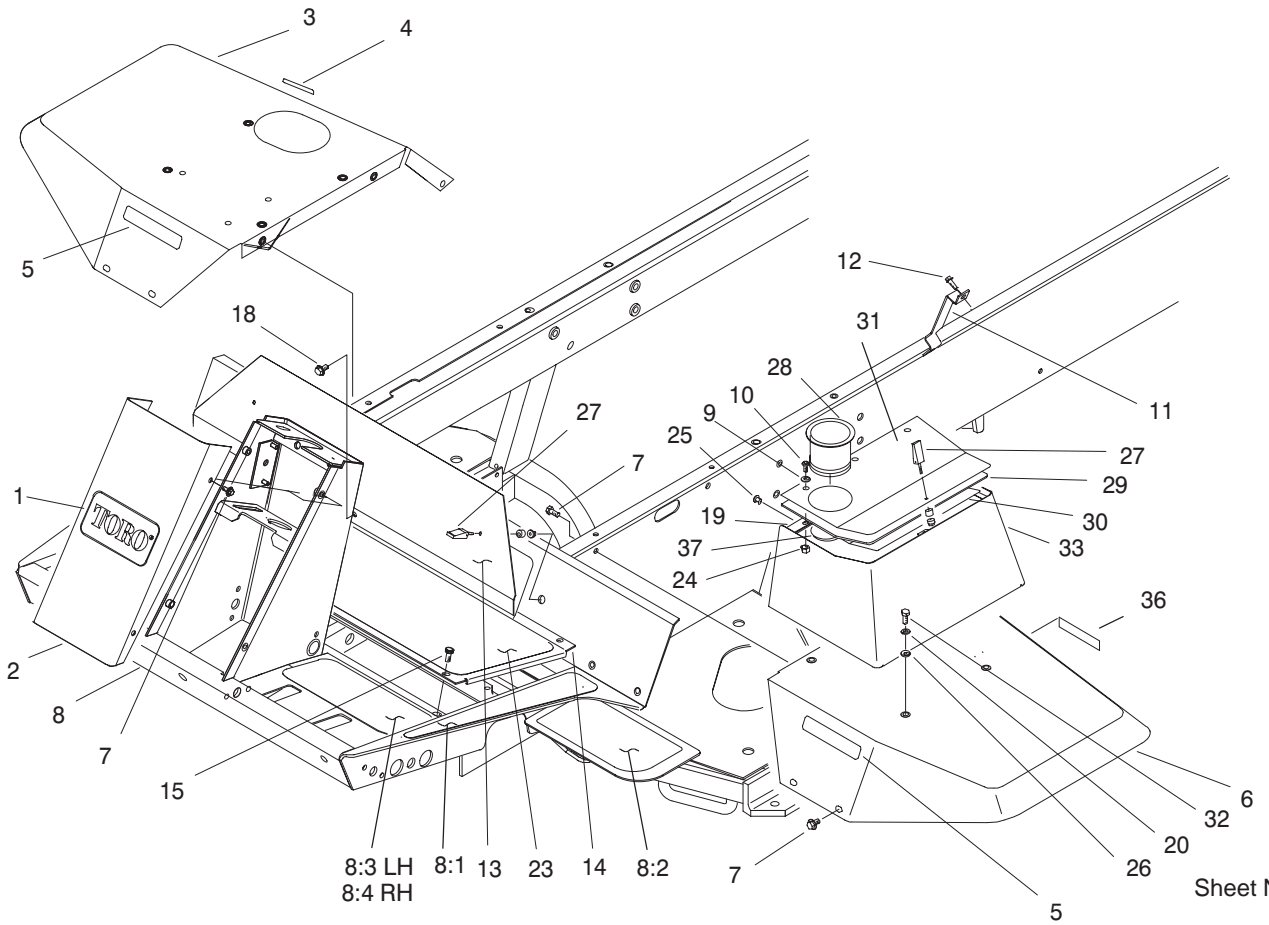
Abbreviation	Meaning	Abbreviation	Meaning
AR	as required	INC	incorporated
ASM	assembly	LH	left hand
CARR	carriage	NI	nylon insert
DEG	degrees	PPH	Phillips pan head
FH	flat head	PTH	Phillips truss head
GA	gauge	PTO	power take off
HF	hex flange	RH	right hand
HH	hex head	SFH	slotted fillister head
HHF	hex head flange	SHH	slotted hex head
HLH	hex lag head	SQH	square head
HJ	hex jam	SHWH	slotted hex washer head
HOC	height-of-cut	SPH	slotted pan head
HS	hex socket	SRH	slotted round head
HSBH	hex socket button head	STD	standard
HSFH	hex socket flat head	TAP	self tapping
HSH	hex socket head	TTH	Torx truss head
HWH	hex washer head	WH	wing head
HWHTF	hex washer head thread forming		



Frame and Body Assembly

Ref. No.	Part No.	Qty.	Description
1	62-5550	1	Decal
2	93-7996-01	1	Cover – Tower
3	93-7579	1	Fender–RH
4	93-6686	1	Decal–Oil, Hydraulic
5	93-6689	2	Decal – No Riders
6	75-3860	1	Fender–LH
7	3234-14	14	Screw–HHF
8	99-6900-01	1	Frame
9	3256-1	3	Washer–Flat
10	3258-166	3	Screw
11	98-4572	1	Bracket–Clamp, Hose
12	32144-14	2	Screw–HWH
13	75-1390-01	1	Cover–Access, Front
14	75-1410-01	1	Plate–Access, Floor
15	3234-7	1	Screw–HHF
15	75-6840	4	Knob – Knurled
16	93-7592	2	Tread Foot Rest – LH
17	104-0048	1	Tread–Step
18	3234-5	1	Screw–HHF
19	75-5780	1	Hinge–Steel
20	3256-3	4	Washer–Flat
21	75-0620	1	Tread–Foot, LH
22	75-0610	1	Tread–Foot, RH
23	75-0630	1	Tread–Foot, Center
24	32128-33	3	Nut–HF
25	93-8744	3	Pop – Rivet

Ref. No.	Part No.	Qty.	Description
26	52-2900	4	Washer
27	74-5950	3	Latch–Swell
28	94-1410	1	Holder–Can, Beverage
29	93-9180-03	1	Cover–Tool Box
30	104-0081	1	Decal–Service Instructions
30	104-1400	1	Decal – Service Instructions, Danish
30	104-1401	1	Decal – Service Instructions, Dutch
30	104-1402	1	Decal – Service Instructions, Finnish
30	104-1403	1	Decal – Service Instructions, French
30	104-1404	1	Decal – Service Instructions, German
30	104-1405	1	Decal – Service Instructions, Italian
30	104-1406	1	Decal – Service Instructions, Japanese
30	104-1407	1	Decal – Service Instructions, Norwegian
30	104-1408	1	Decal – Service Instructions, Portuguese

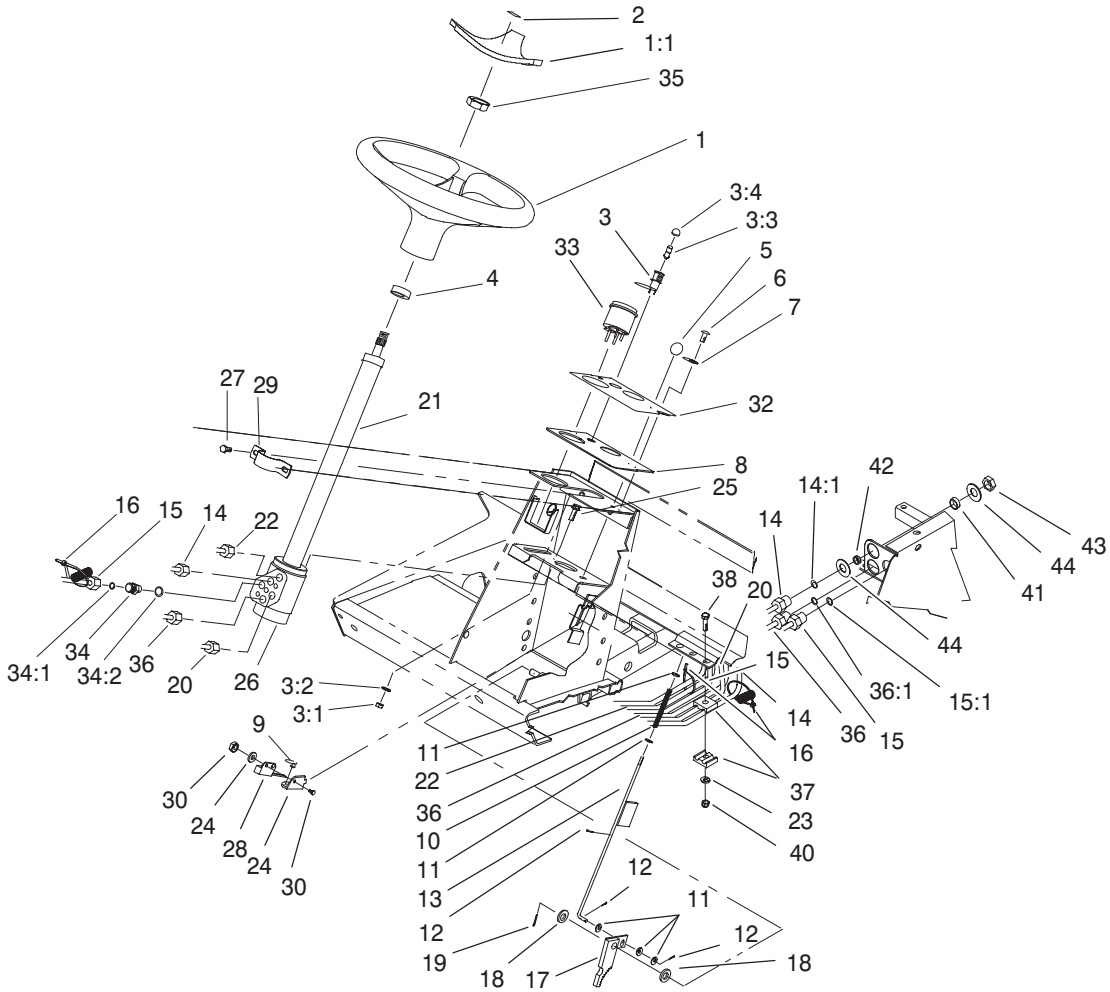


Sheet No.:2

Frame and Body Assembly (Continued)

Ref. No.	Part No.	Qty.	Description
30	104-1409	1	Decal -, Service Instructions, Spanish
30	104-1410	1	Decal - Service Instructions, Swedish
30	104-1434	1	Decal - Service Blank
31	93-1262	1	Decal-Hillside
32	322-3	4	Screw-HH
33	75-5810-03	1	Box-Tool
36	93-6680	1	Decal - Diesel Only
38	104-1476	1	Ring-Rubber

Ref. No.	Part No.	Qty.	Description

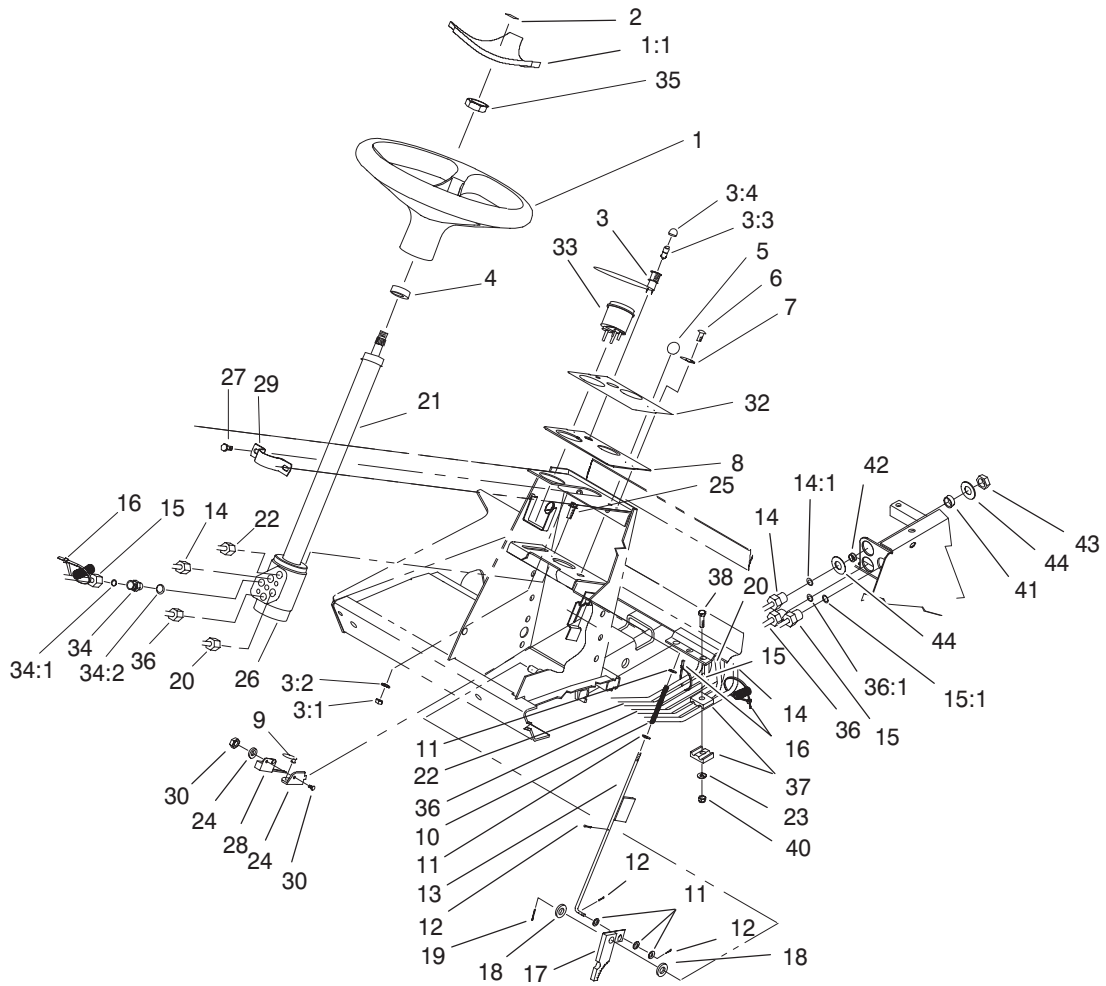


Sheet No.:3

Steering Tower Assembly

Ref. No.	Part No.	Qty.	Description
1	98-1471	1	Wheel - Steering 14"
1:1	98-1468	1	Cover - Wheel Steering
2	98-1459	1	Decal-Toro
3	44-2210	1	Light-Indicator, Red
3:1	218-535	1	Nut-Hex
3:2	218-536	1	Washer-Lock
3:3	93-7480	1	Led-Miniature Bayonet
3:4	218-533	1	Lens
4	21-9260	1	Cover-Dust
5	233-17	1	Knob
6	87-6620	2	Screw-Special
7	3256-1	2	Washer-Flat
8	93-7998-03	1	Plate - Instrument
9	104-1493	1	Bushing - Nyliner
10	95-1821-03	1	Spring - Compression
11	3256-22	5	Washer-Flat
12	3272-5	3	Pin-Cotter
13	104-0096	1	Rod ASM
14	98-3912	1	Tube ASM
14:1	237-22	1	O-Ring
15	98-3910	1	Tube ASM
15:1	237-22	1	O-Ring
16	3290-378	3	Tie-Cable
17	63-7900-03	1	Rack

Ref. No.	Part No.	Qty.	Description
18	3256-26	2	Washer-Flat
19	3272-10	1	Pin-Cotter
20	98-3908	1	Tube ASM
21	94-9951	1	Column - Steering
22	98-3909	1	Tube ASM
23	3256-23	3	Washer-Flat
24	104-1491	1	Plate - Switch
25	33103-020	3	Screw-HHF
26	99-8959	1	Control - Steering
27	32144-11	2	Screw-TAP
28	104-1414	1	Sensor-Ferrous Proximity
29	75-2810	1	Bracket-Column, Steering
30	104-1450	1	Bolt-CARR
31	3296-2	1	Nut-Lock
32	93-1263	1	Decal-Tower
33	85-4420	1	Speedometer
34	340-2	5	Adapter
34:1	237-22	1	O-Ring
34:2	237-42	1	O-Ring
35	94-9952	1	Nut - Hex
36	98-3911	1	Tube ASM
36:1	237-22	1	O-Ring
37	56-7973	6	Clamp-Tube
38	322-7	3	Screw-HH

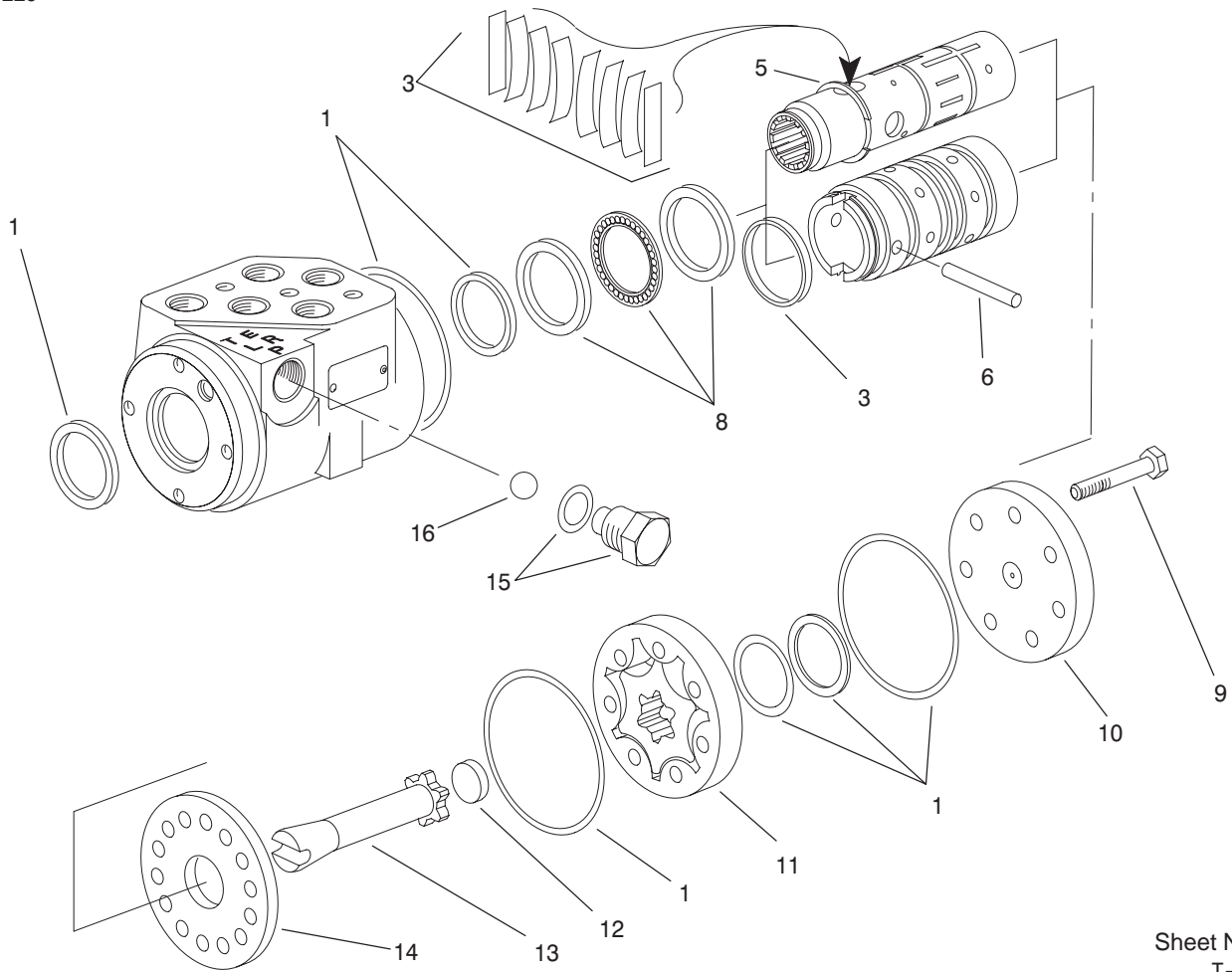


Sheet No.:3

Steering Tower Assembly (Continued)

Ref. No.	Part No.	Qty.	Description
39	3256-14	1	Washer-Flat
40	3296-29	3	Nut-Lock
41	69-8970	3	Spacer
42	240-4	3	Rubber Grommet
43	340-70	3	Locknut-Bulkhead
44	69-8940	6	Washer

Ref. No.	Part No.	Qty.	Description

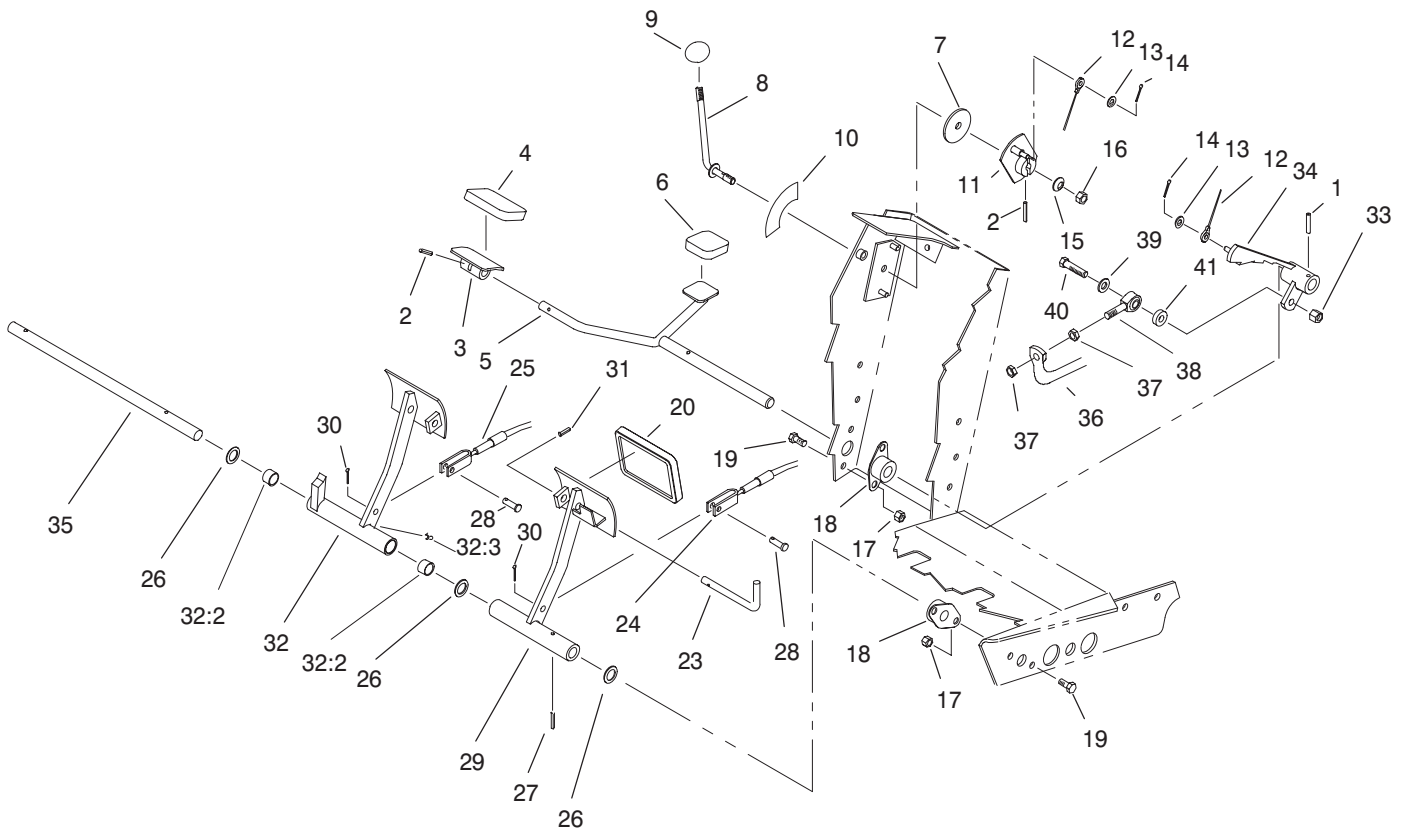


Sheet No.:A1
T-3216

Steering Valve Assembly No. 99-8959

Ref. No.	Part No.	Qty.	Description
1	94-4099	1	Kit - Seal
3	94-4095	1	Kit - Spring, Centering
5	94-4098	1	Ring - Retaining
6	94-4094	1	Pin
8	94-4096	1	Kit - Bearing
9	94-4088	7	Screw - Cap
10	94-4089	1	Cap - End
11	94-4090	1	Gerotor
12	94-4091	1	Spacer
13	94-4093	1	Drive
14	94-4092	1	Plate - Wear
15	94-4097	1	Plug ASM
16	94-4100	1	Ball

Ref. No.	Part No.	Qty.	Description
----------	----------	------	-------------

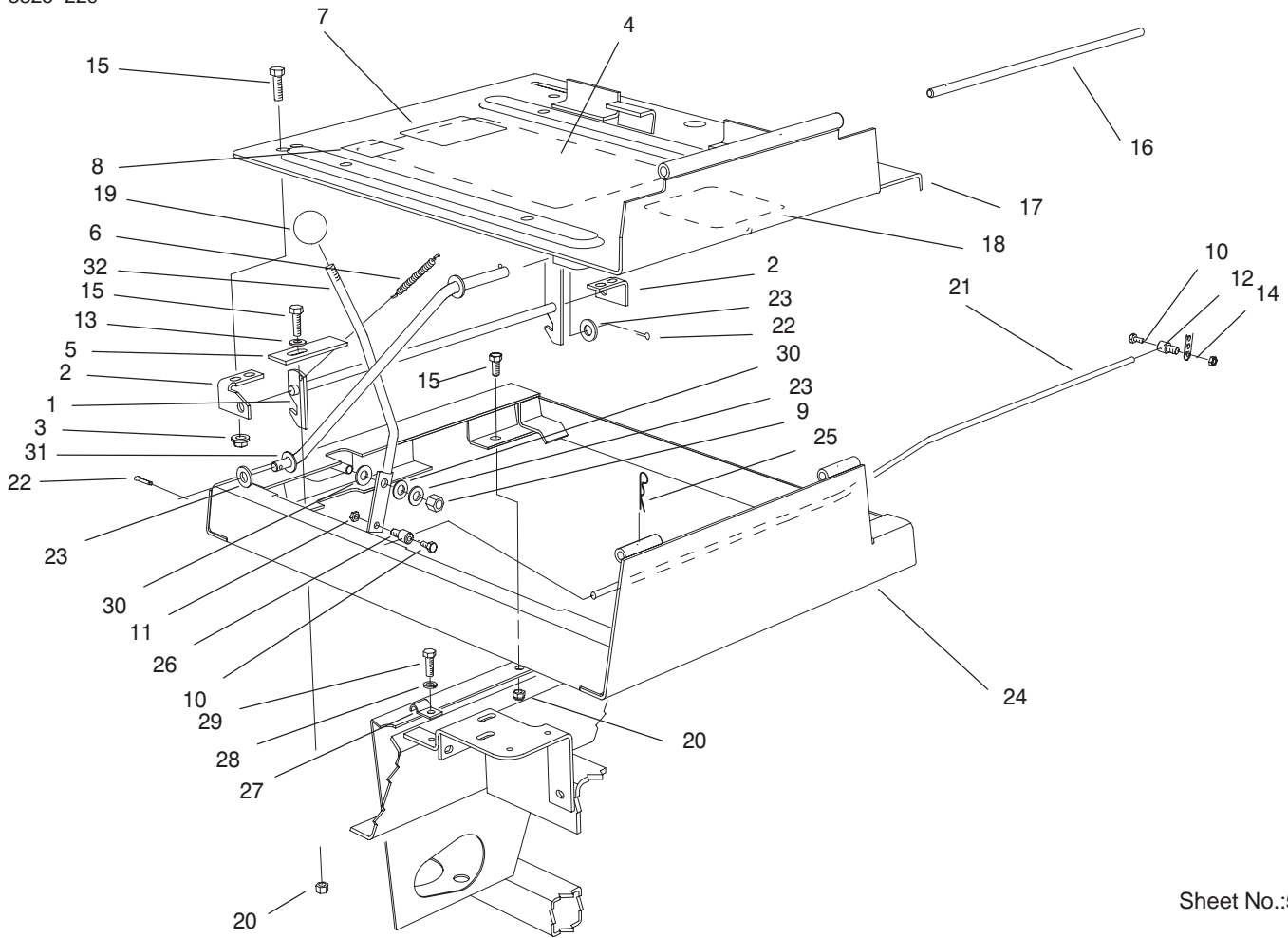


Sheet No.:4

Traction and Brake Pedal Assembly

Ref. No.	Part No.	Qty.	Description
1	32121-6	1	Pin-Roll
2	32121-45	2	Pin-Spring
3	49-6440-03	1	Pedal-Forward
4	74-9100	1	Pad-Pedal, Forward
5	75-2970	1	Pedal-Traction
6	74-9110	1	Pad-Pedal, Reverse
7	75-6550	1	Disc-Friction
8	75-6490	1	Lever
9	233-42	1	Knob
10	93-6699	1	Decal - Fast/Slow
11	75-6510	1	Bracket-Lever
12	75-6580	1	Cable - Pedal
13	3256-22	2	Washer-Flat
14	3272-2	2	Pin-Cotter
15	3290-461	1	Washer-Spring
16	3296-59	1	Nut-Lock, NI
17	3296-29	8	Nut-Lock
18	256-236	4	Bearing-Mount, Flange
19	322-3	8	Screw-HH
20	93-8742	2	Footpad - Brake
23	63-7880	1	Pin-Latch, Brake
24	63-7733	1	LH Brake Cable ASM
25	63-7732	1	RH Brake Cable ASM
26	3256-69	3	Washer-Flat
27	32121-16	1	Pin-Spring

Ref. No.	Part No.	Qty.	Description
28	283-58	2	Pin-Clevis
29	75-1440-03	1	Pedal-Brake, LH
30	3272-10	2	Pin-Cotter
31	32121-50	1	Pin-Spring
32	75-1430	1	Pedal-Brake, RH
32:2	256-42	2	Bushing
32:3	302-5	1	Fitting - Grease
33	3296-39	1	Nut-Lock, NI
34	75-3270-03	1	Hub-Pivot, Traction
35	75-1470	1	Pin-Pivot, Brake
36	75-2170-03	1	Tube-Control, Pump
37	3220-3	2	Nut-Jam
38	2411-36	1	Bearing-End, Rod
39	3256-24	1	Washer-Flat
40	323-9	1	Screw-HH
41	5-0652	1	Spacer

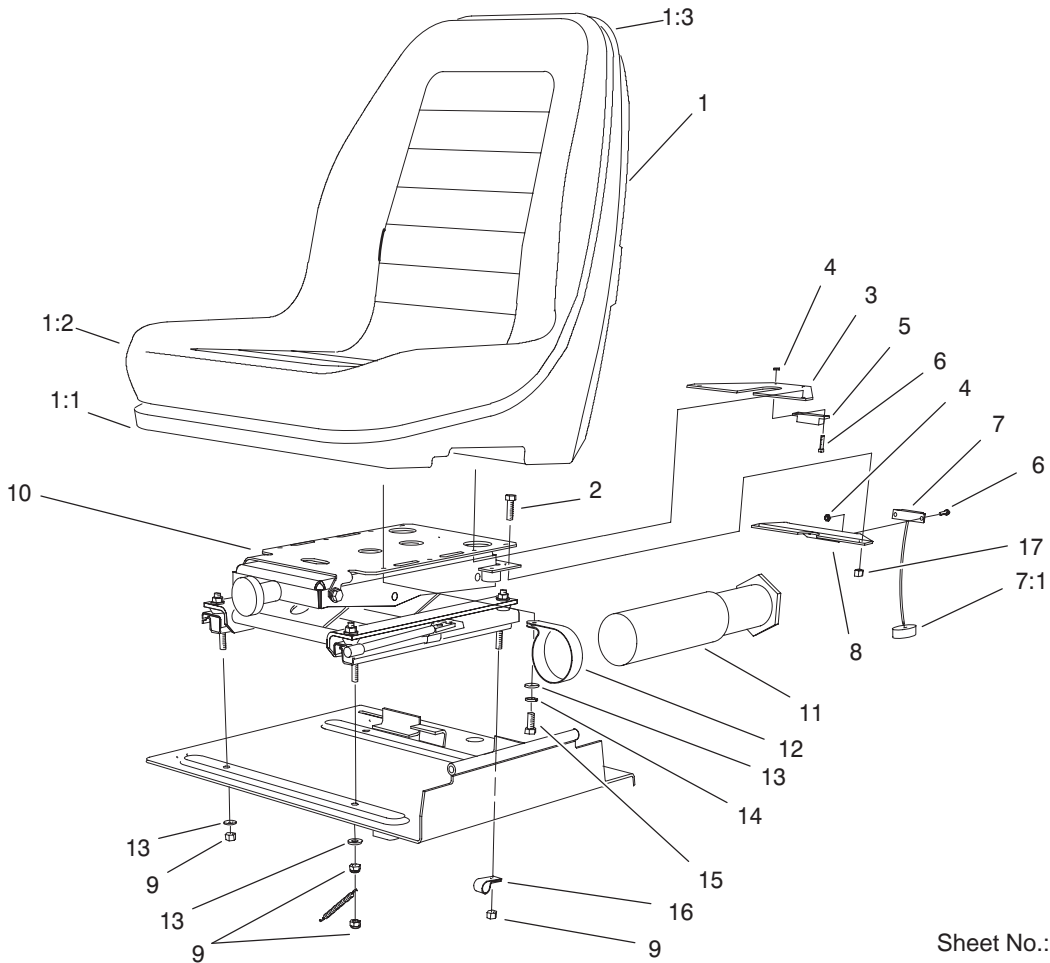


Sheet No.:5

Seat Frame and Throttle Assembly

Ref. No.	Part No.	Qty.	Description
1	98-2354-03	1	Latch-Seat
2	98-2353	2	Bracket-Latch, Seat
3	32128-25	4	Nut-Flange
4	104-0082	1	Decal - Clip / Solenoid Instructions
5	98-9302	1	Plate-Stop, Idler
6	66-4190-03	1	Spring-Idler, Clutch
7	92-5524	1	Decal-Rating, Noise
8	63-9920	1	Decal-Level, Noise
9	3296-39	1	Nut-Lock, NI
10	25-8640	2	Screw-Machine, HH
11	3296-3	1	Nut-Lock NI
12	98-9311	1	Swivel - Throttle
13	3256-23	1	Washer-Flat
14	3296-20	1	Nut-Lock NI
15	322-3	8	Screw-HH
16	75-3400	1	Shaft-Pivot, Seat
17	98-2350-03	1	Plate-Seat
18	93-8060	1	Decal - Reels
19	233-42	1	Knob
20	3296-29	4	Nut-Lock
21	98-3926	1	Cable-Throttle
22	3272-10	2	Pin-Cotter
23	3256-24	3	Washer-Flat
24	98-2352-03	1	Frame-Seat
25	3290-467	1	Pin-Hair

Ref. No.	Part No.	Qty.	Description
26	93-0021	1	Swivel-Cable, Throttle
27	3-6657	1	Clip-Skid
28	3253-3	1	Washer-Lock/Sp
29	321-4	1	Screw-HH
30	66-2920	2	Washer-Friction, Throttle
31	75-3680-03	1	Rod-Seat
32	75-3430-03	1	Lever-Throttle

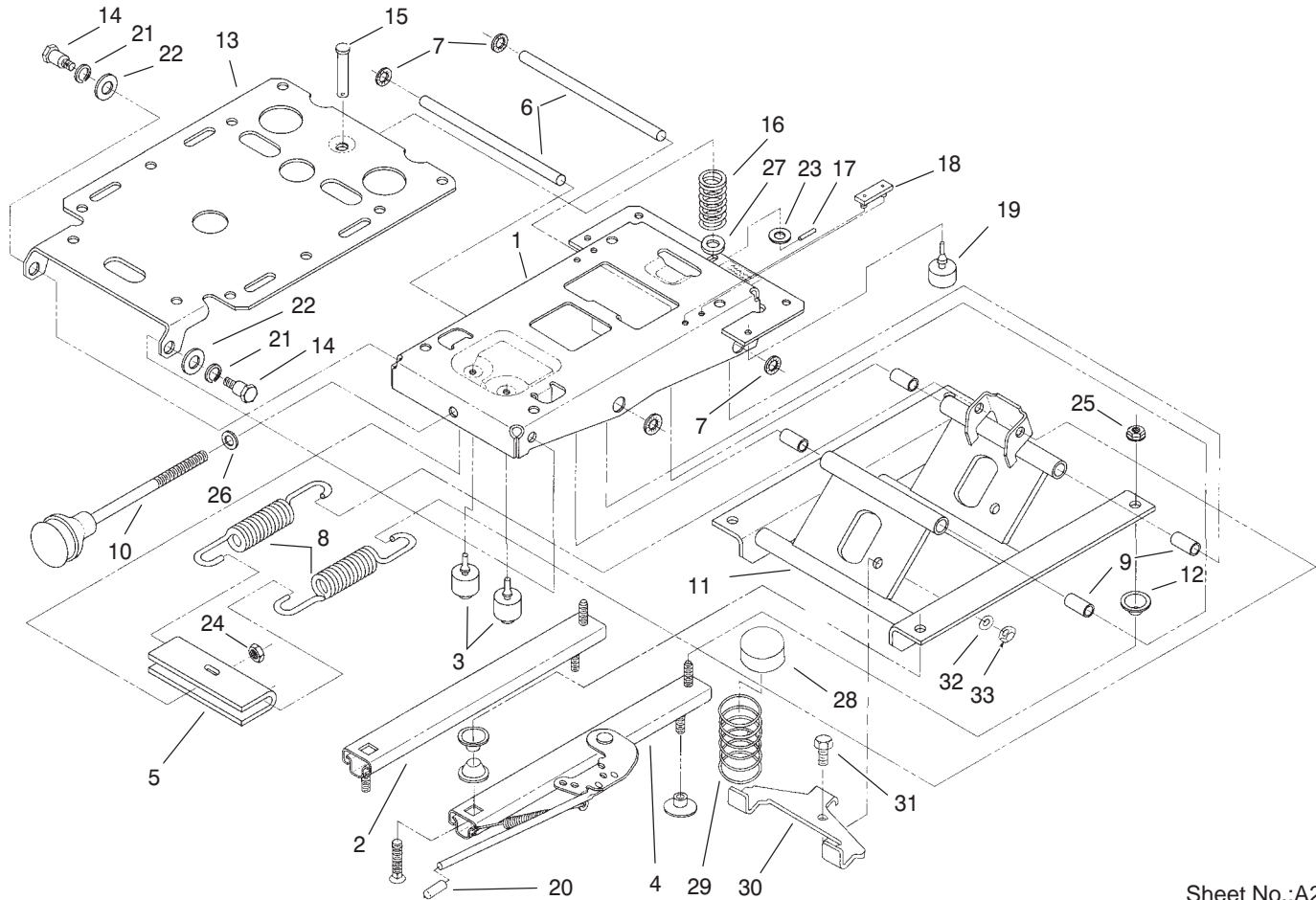


Sheet No.:6

Seat and Suspension Assembly

Ref. No.	Part No.	Qty.	Description
1	92-1180	1	Seat-Olympic
1:1	92-6534	1	Shell
1:2	92-6533	1	Kit-Cushion, Seat
1:3	351-78	1	Edging
2	323-4	2	Screw-HH
3	75-4370-03	1	Bracket-Seat
4	3296-54	4	Nut-Lock NI
5	92-8753	1	Magnet-Switch, Reed
6	3250-29	4	Screw-PPH
7	92-8001	1	Sensor-Switch, Reed
7:1	93-0140	1	Grommet - Rubber
8	75-4360-03	1	Bracket-Suspension, Seat
9	3296-29	5	Nut-Lock
10	75-3000	1	Suspension-Seat
11	74-0720	1	Tube-Manual
12	2412-133	2	R-Clamp
13	3256-23	8	Washer-Flat
14	3253-4	4	Washer
15	322-3	4	Screw-HH
16	2412-93	1	R-Clamp
17	3296-39	2	Nut-Lock, NI

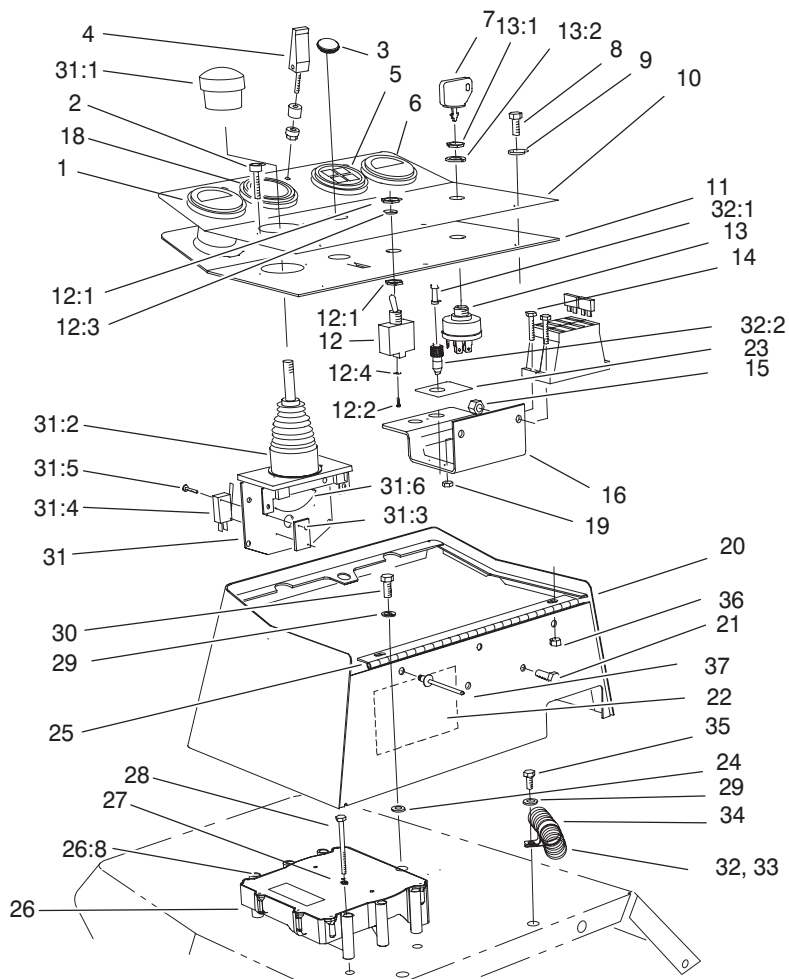
Ref. No.	Part No.	Qty.	Description



Seat Suspension Assembly No. 75-3000

Ref. No.	Part No.	Qty.	Description
1	75-3480	1	Frame-Upper
2	66-8530	1	Adjuster
3	66-8520	2	Bumper-Downstop
4	82-9060	1	Adjuster w/Handle
5	77-2870	1	Hanger-Spring
6	76-1910	2	Shaft-Pivot
7	66-8560	4	Nut-Push
8	76-1940	2	Spring-Extension
9	76-1920	4	Bearing-Sleeve
10	76-1930	1	Knob-Adjuster, Tension
11	66-8610	1	Frame-Lower
12	66-9290	6	Spacer-Suspension
13	75-3580	1	Plate-Seat
14	75-3510	2	Bolt
15	80-4860	1	Pin - Clevis
16	75-3530	1	Spring
17	75-3540	1	Pin-Roll
18	75-3550	2	Bumper
19	76-2940	2	Bumper
20	75-3570	1	Tip
21	3253-6	2	Washer-Lock/Sp
22	3256-26	2	Washer-Flat
23	3256-24	1	Washer-Flat
24	3296-44	1	Nut-Lock NI
25	32128-26	4	Nut-Flange

Ref. No.	Part No.	Qty.	Description
26	3256-46	1	Washer-Flat
27	3256-5	1	Washer-Flat
28	93-3164	2	Cap
29	93-3163	2	Spring
30	93-3165	1	Bracket
31	322-6	1	Screw-HH
32	3253-33	1	Washer-Lock
33	3217-6	1	Nut-Hex

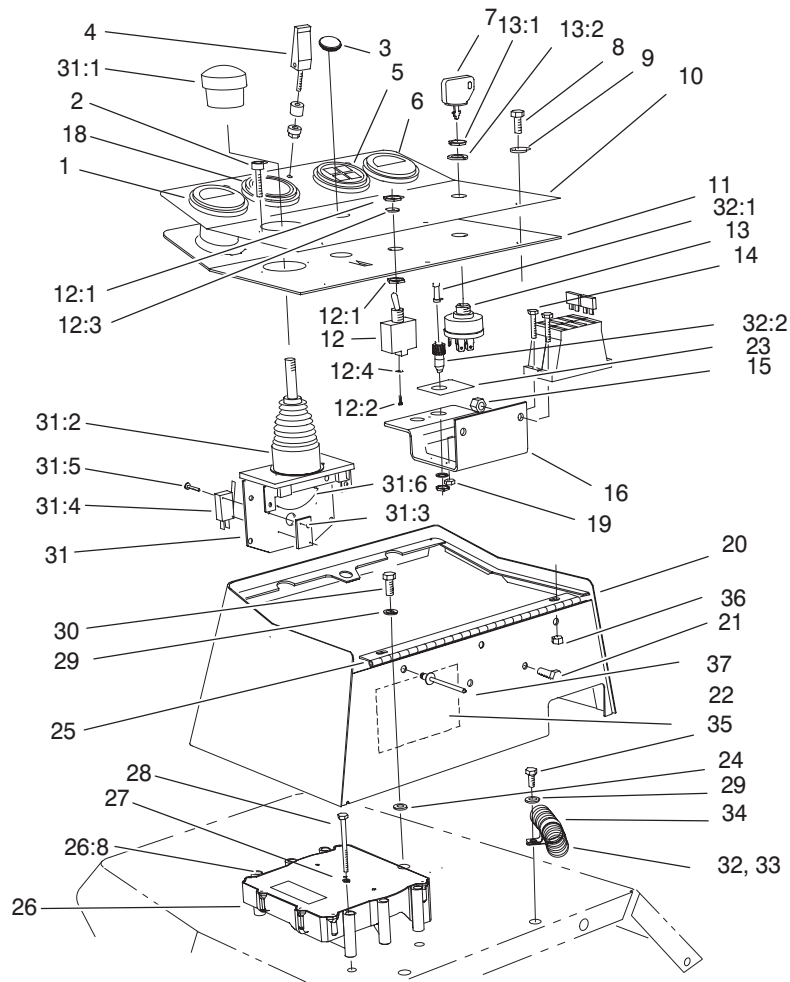


Sheet No.:7

Control Console Assembly

Ref. No.	Part No.	Qty.	Description
1	98-9339	1	Guage – Fuel
2	3273-26	2	Screw-HSH
3	99-1087	1	Plug-Hole, Dash
4	74-5950	1	Latch-Swell
5	98-9306	1	Light – Warning
6	98-9308	1	Gauge – Temperature
7	63-8360	1	Key-Ignition
8	3258-166	3	Screw
9	3256-1	3	Washer-Flat
10	99-8961	1	Panel-Control
11	75-6270-03	1	Cover-Box, Control
12	99-8352	1	Switch – Backlap
12:1	218-498	2	Locknut-Hex
12:2	218-588	3	Screw
12:3	218-589	1	Washer
12:4	3253-19	3	Washer-Lock/Sp
13	27-2360	1	Switch-Key
13:1	218-446	1	Nut-Hex
13:2	218-447	1	Washer-Lock
14	32105-13	4	Screw-Shh
15	3296-42	2	Nut-Lock
16	93-7587	1	Bracket-Fuse Block/Panel
18	66-2950	1	Gauge-Hourmeter
18:1	3255-20	2	Washer-Lock
18:2	3217-25	2	Nut-Hex

Ref. No.	Part No.	Qty.	Description
19	3296-2	4	Nut-Lock
20	75-5740-03	1	Box-Control
21	321-39	2	Screw-HH
22	94-6767	1	Decal – Fuses
23	98-9334	1	Decal – Controller
24	52-2900	3	Washer
25	75-5780	1	Hinge-Steel
26	92-5720	1	Controller-Electronic
26:8	93-8053	1	Decal
27	3253-3	2	Washer-Lock/Sp
28	321-15	2	Screw-HH
29	3256-3	3	Washer-Flat
30	322-3	2	Screw-HH
31	98-2195	1	Joystick
31:1	3290-489	1	Knob
31:2	3290-488	1	Boot
31:3	3290-354	2	Nut-Speed
31:4	218-590	2	Switch
31:5	3290-93	4	Screw-Head, Pan
31:6	93-3625	1	Spring – Return
32	98-3946	1	Harness-Wire
32:1	219-19	1	Lamp-Incandescent, Green
32:2	85-4491	1	Light-Indicator
33	94-6343	1	Decal-I.d., Wire
34	2412-126	1	R-Clamp



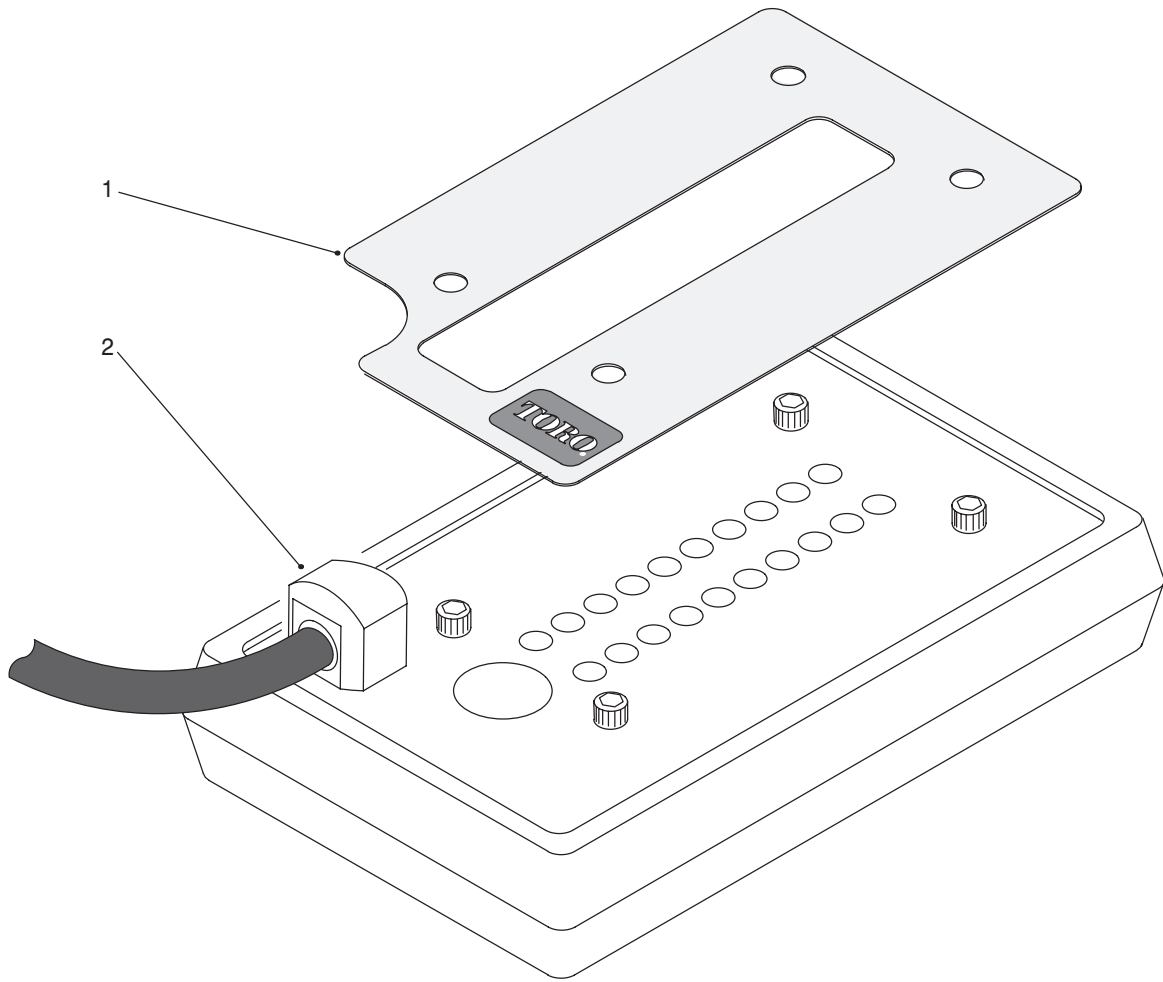
Sheet No.:7

Control Console Assembly (Continued)

Ref. No.	Part No.	Qty.	Description
35	322-5	1	Screw-HH
36	32128-33	3	Nut-HF
37	93-8744	3	Pop - Rivet
*99	104-0083	1	Decal-Diagnostics

Ref. No.	Part No.	Qty.	Description

* Not illustrated

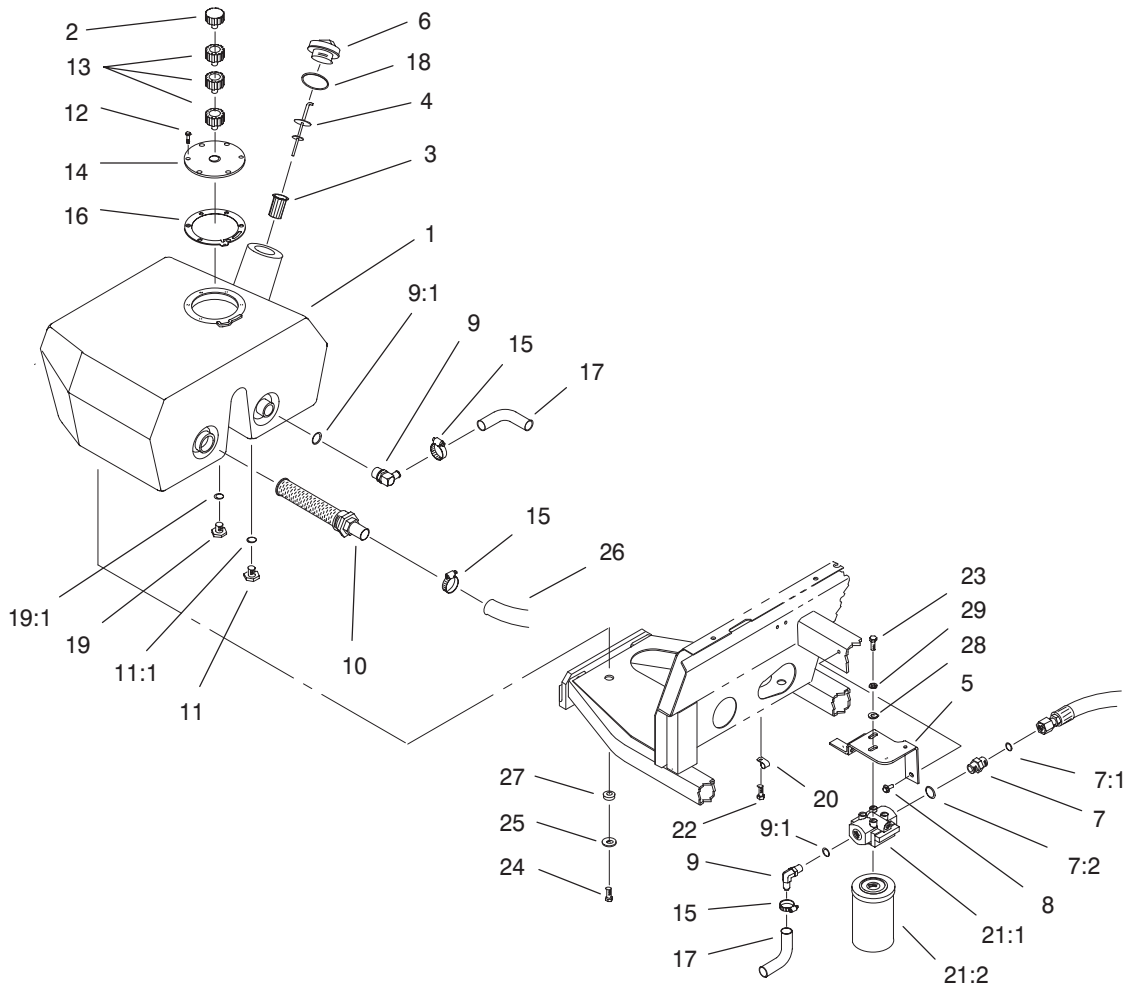


Sheet No.:A
T-1458

Diagnostic-ACE Display Assembly

Ref. No.	Part No.	Qty.	Description
1	104-0030	1	Decal Diagnostics, Dutch
1	104-0031	1	Decal Diagnostics, Finish
1	104-0034	1	Decal Diagnostics, Italian
1	104-0033	1	Decal Diagnostics, German
1	104-0032	1	Decal Diagnostics, French
1	104-0029	1	Decal Diagnostics, Danish
1	104-0035	1	Decal Diagnostics, Japanese
1	104-0036	1	Decal Diagnostics, Nowegian
1	104-0037	1	Decal Diagnostics, Polish
1	104-0038	1	Decal Diagnostics, Spanish
1	104-0039	1	Decal Diagnostics, Swedish
2	85-4750	1	Diagnostic Display Box

Ref. No.	Part No.	Qty.	Description

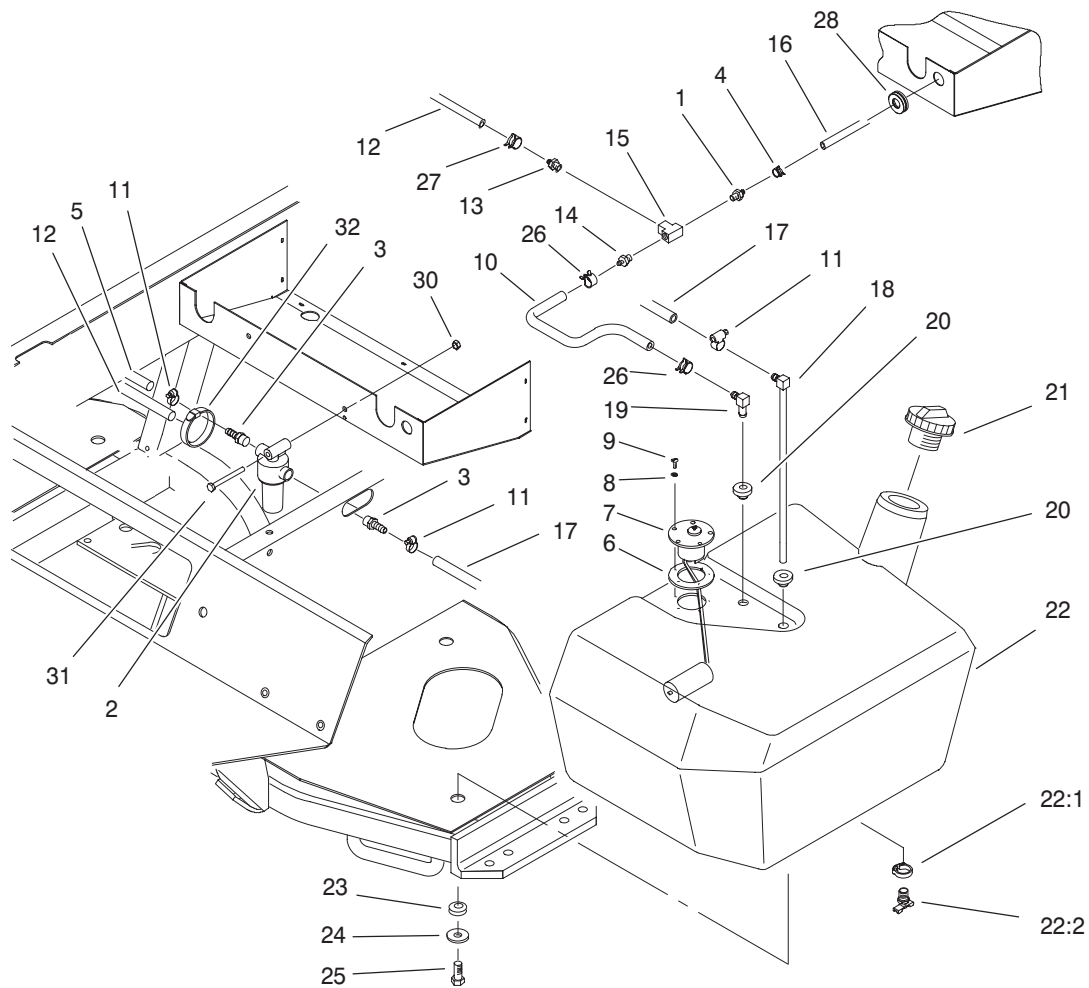


Sheet No.:8

Hydraulic Filter and Reservoir Assembly

Ref. No.	Part No.	Qty.	Description
1	104-0085	1	Tank – Oil
2	68-6150	1	Breather–Air
3	61-2790	1	Filter–Screen
4	94-9411	1	Dipstick
5	98-3917-01	1	Bracket–Filter
6	93-7498	1	Plug–Plastic
7	340-91	1	Adapter
7:1	237-58	1	O–Ring
7:2	237-146	1	O–Ring
8	32144-14	2	Screw–HWH
9	23-8910	2	Stem–Barb, 90°
9:1	237-146	1	O–Ring
10	104-1433	1	Strainer–Suction
11	353-508	1	Plug–O–Ring
11:1	237-42	1	O–Ring
12	33104-020	6	Screw–HHF
13	92-8020	3	Adapter – Breather
14	93-7588	1	Cover – Tank
15	2412-34	3	Clamp–Hose
16	93-7499	1	Gasket
17	98-3931	2	Hose–Formed
18	237-101	1	O–Ring
19	353-550	1	Plug–Hydraulic
19:1	237-79	1	O–Ring
20	2412-93	2	R–Clamp
21		1	Filter Assembly–Oil

Ref. No.	Part No.	Qty.	Description
21:1	104-0080	1	Filter Head ASM
21:2	94-2621	1	Filter Element
22	32144-10	2	Screw–HWH
23	323-4	2	Screw–HH
24	33105-025	3	Screw–HHF
25	63-8410	3	Washer
26	75-6870	1	Hose–Inlet, Pump
27	240-11	3	Grommet–Mount, Tank
28	3256-24	2	Washer–Flat
29	3253-21	2	Washer–Lock

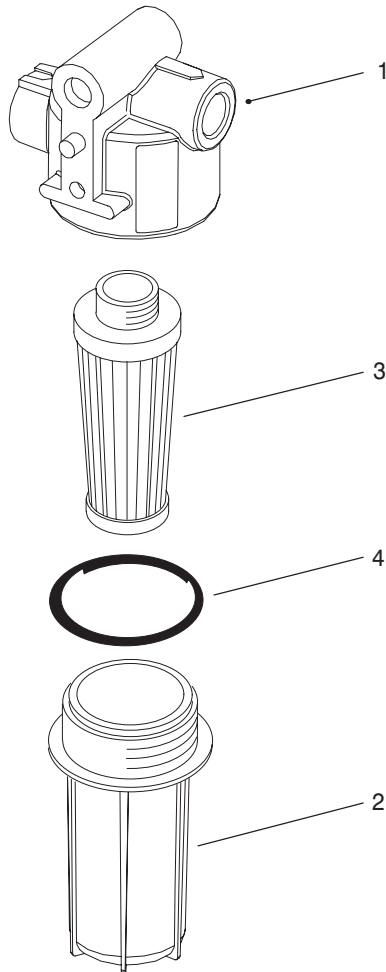


Sheet No.:9

Fuel Tank Assembly

Ref. No.	Part No.	Qty.	Description
1	304-73	1	Connector-Hose
2	99-8351	1	Filter - Fuel, Inline
3	353-783	2	Fitting-Pump
4	2412-98	1	Clamp
5	104-0078	1	Hose-Fuel
6	62-7650	1	Gasket
7	63-7640	1	Sender-Fuel
8	3253-15	5	Washer-Lock/Sp
9	32122-24	5	Screw-Pth
10	93-2042	1	Hose - Fuel
11	2412-108	4	Clamp-Worm
12	104-0077	1	Hose-Fuel
13	354-22	1	Fitting-Barb
14	354-21	1	Fitting-Barb
15	354-20	1	Fitting-Tee
16	98-9338	1	Hose - Fuel
17	104-0076	1	Hose-Fuel
18	66-8121	1	Standpipe
19	46-6550	1	Elbow-Connector, 90 DEG
20	46-6560	2	Bushing
21	93-3102	1	Cap-Fuel
22	104-0084	1	Tank - Fuel
22:1	2412-36	1	Clamp-Hose
22:2	304-46	1	Draincock

Ref. No.	Part No.	Qty.	Description
23	240-11	3	Grommet-Mount, Tank
24	63-8410	3	Washer
25	33105-025	3	Screw-HHF
26	92-2379	2	Clamp-Hose
27	2412-146	2	Clamp-Hose
28	240-9	1	Grommet
30	3296-42	1	Nut-Lock
31	321-11	1	Screw-HH
32	3290-378	1	Tie-Cable



2 — [2 & 4

3 — [3 & 4

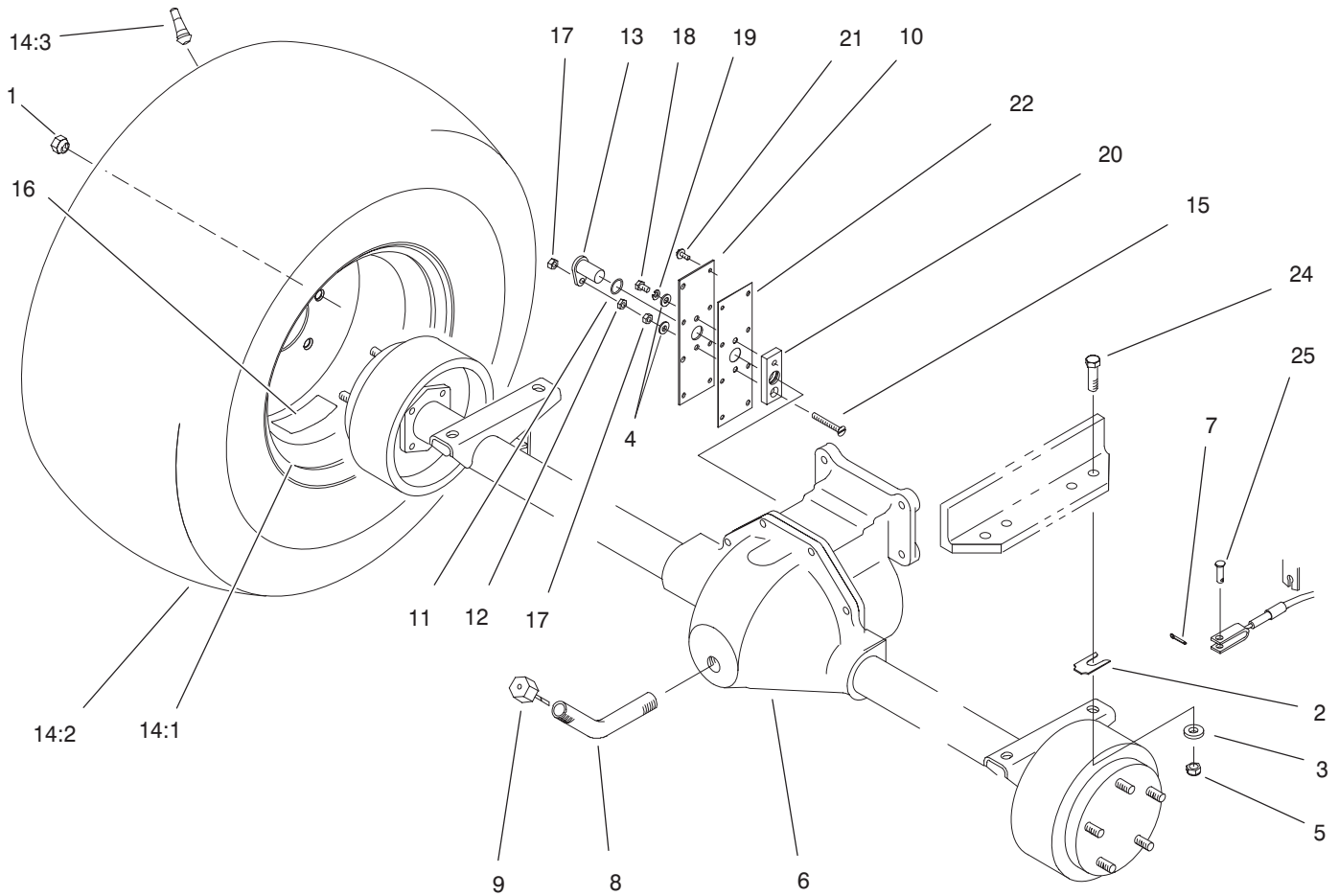
Sheet No.:A3

T-3100

Fuel Tank Assembly No. 99-8351

Ref. No.	Part No.	Qty.	Description
1	99-8356	1	Kit – Head w/Label
2	99-8357	1	Kit-Bowel, w/O-Ring
3	99-8358	1	Kit-Element, w/O-Ring
4	99-8359	1	O-Ring Replacement

Ref. No.	Part No.	Qty.	Description

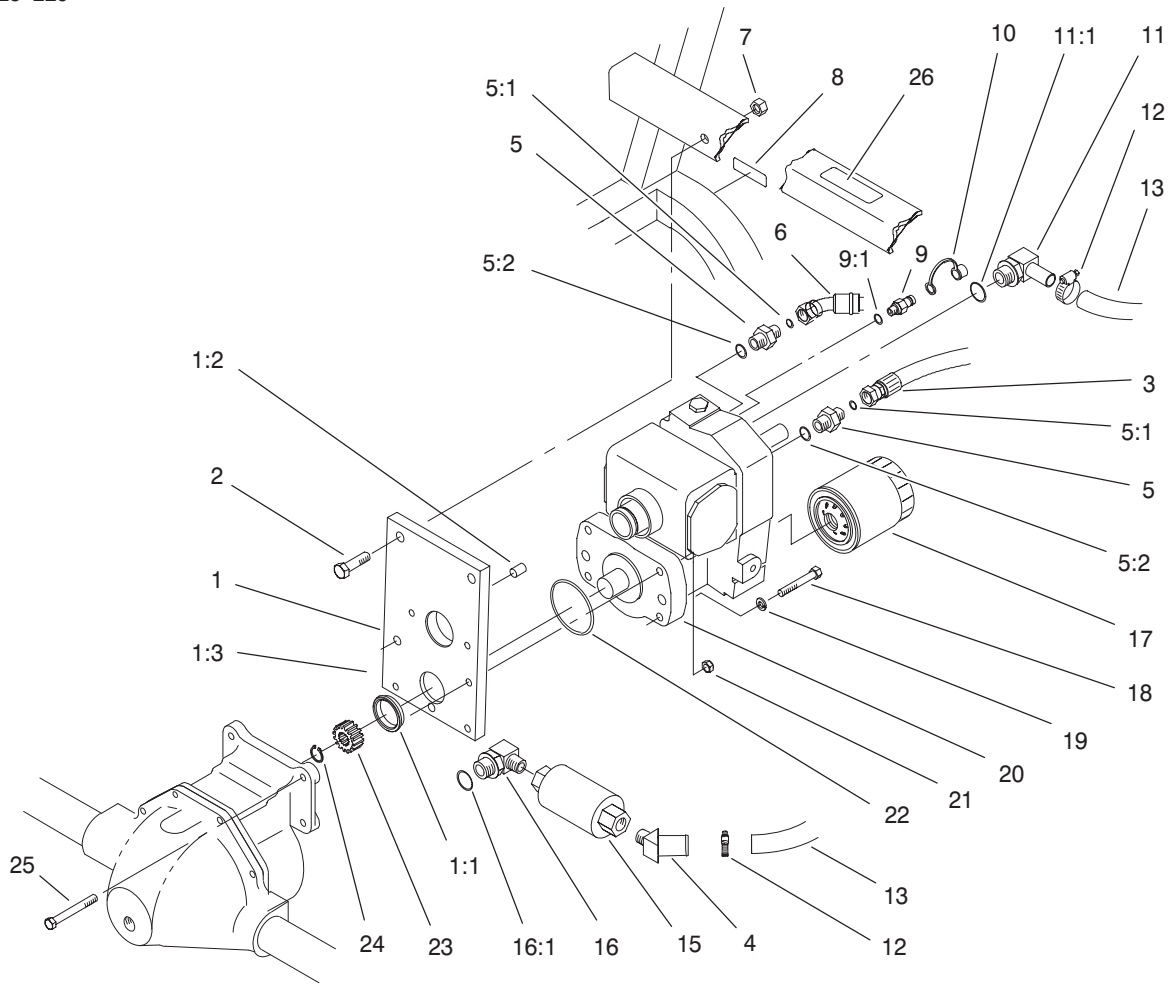


Sheet No.:10

Front Axle Assembly

Ref. No.	Part No.	Qty.	Description
1	23-7270	10	Nut-Wheel
2	42-6080	5	Shim-Axle
3	66-6480	4	Washer
4	3256-22	2	Washer-Flat
5	3296-48	4	Nut-Lock NI
6	99-6981-03	1	Drive Axle
7	3272-10	2	Pin-Cotter
8	75-6850	1	Tube-Fill, Oil
9	27-3710	1	Dipstick
10	85-4330	1	Cover-Gear
11	237-181	1	O-Ring
12	3218-1	1	Nut-Jam
13	85-4350	1	Sensor - Geartooth
14		2	Wheel And Tire ASM
14:1	99-6984	1	Wheel ASM
14:2	98-2373	1	Tire
14:3	232-27	1	Stem-Valve
15	32108-9	1	Screw-FH
16	76-8730	2	Decal-Torque, Wheel
17	3296-56	2	Nut-Lock, NI
18	321-2	1	Screw-HH
19	3253-3	1	Washer-Lock/Sp
20	85-4340	1	Plate-Sensor Mounting
21	32144-112	8	Screw-Forming, Thread

Ref. No.	Part No.	Qty.	Description
22	92-5797	1	Gasket - Axle
24	324-7	4	Screw-HH
25	283-58	2	Pin-Clevis

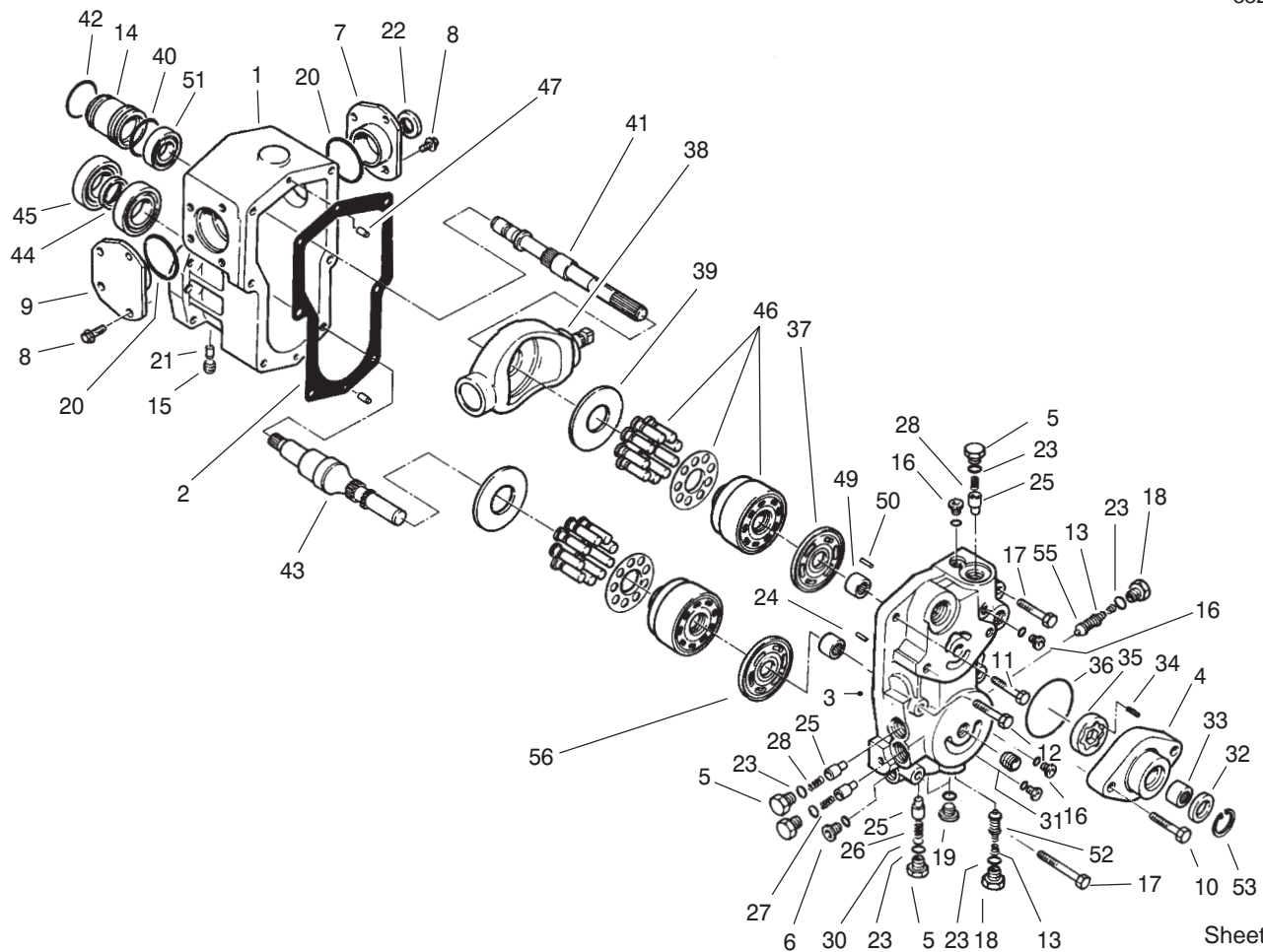


Sheet No.:11

Transmission Assembly

Ref. No.	Part No.	Qty.	Description
1	92-4846	1	Transmission Support ASM
1:1	75-3110	1	Transmission Collar
1:2	92-4808	1	Sleeve-Transmission
1:3	92-4809	1	Transmission Support
2	325-7	2	Screw-HH
3	104-0073	1	Hose ASM-Hydraulic
4	354-72	1	Fitting
5	340-3	2	Adapter
5:1	237-22	1	O-Ring
5:2	237-79	1	O-Ring
6	104-0072	1	Hose ASM-Hydraulic
7	3296-23	2	Nut-Lock, NI
8	93-6691	1	Decal-Bolt, Eccentric
9	354-77	1	Fitting-Quick
9:1	237-78	1	O-Ring
10	354-79	1	Cap - Fitting, Yellow
11	75-4720	1	Fitting-Line, Suction
11:1	237-81	1	O-Ring
12	2412-129	2	Clamp-Hose
13	75-6350	1	Hose
15	75-6340-03	1	Filter
16	354-75	1	Fitting
16:1	237-81	1	O-Ring
17	75-1330	1	Element-Filter
18	323-12	2	Screw-HH

Ref. No.	Part No.	Qty.	Description
19	3253-21	2	Washer-Lock
20	75-0012	1	Transmission
21	3296-39	2	Nut-Lock, NI
22	237-161	1	O-Ring
23	86-7220	1	Gear-Pinion
24	32151-62	1	Ring-Retaining
25	323-20	2	Screw-HH
26	88-6700	1	Decal - Ansi



Sheet No.:A4

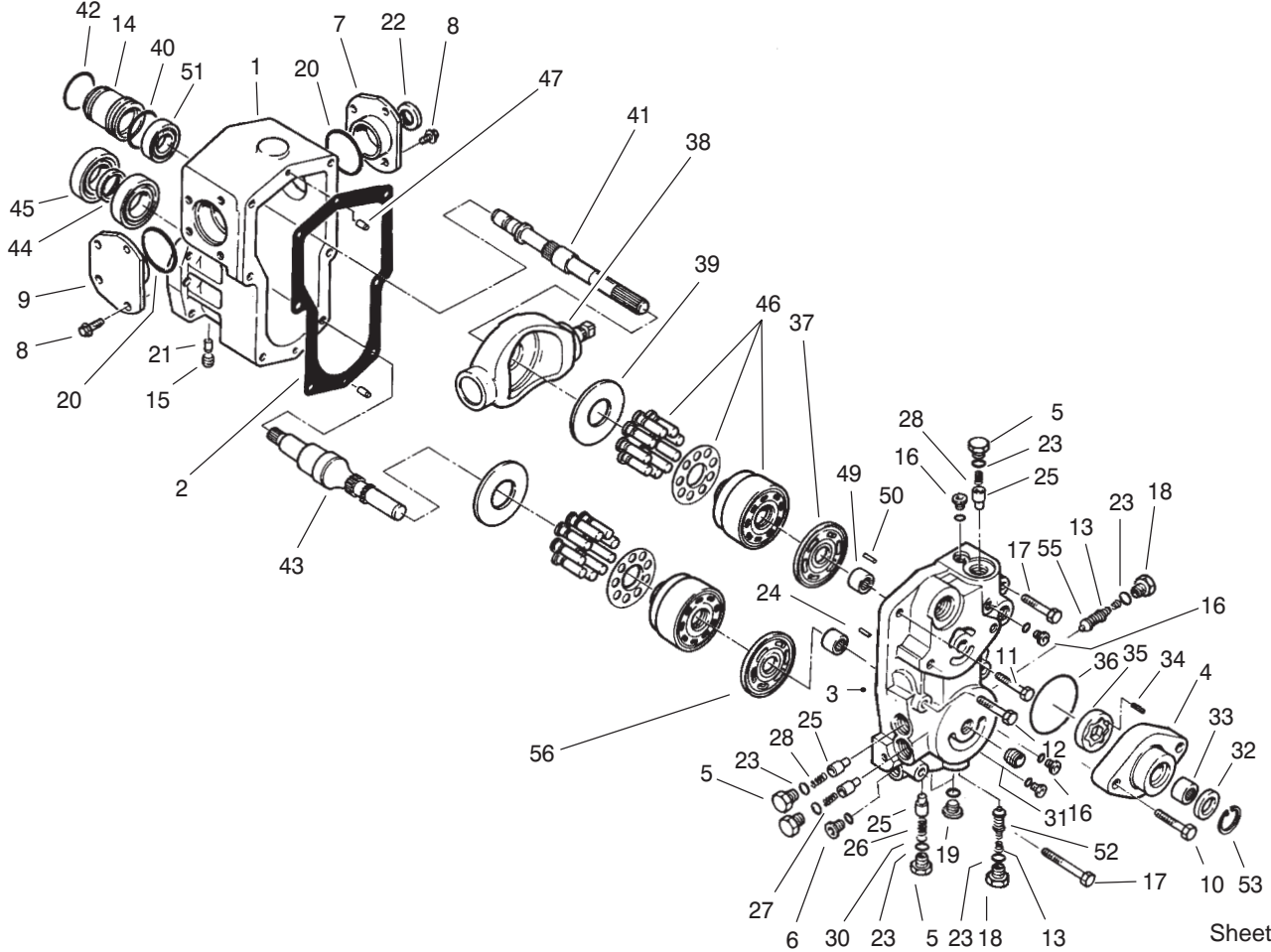
T-1006

Transmission Assembly No. 75-0012

Ref. No.	Part No.	Qty.	Description
1	75-0020	1	Housing
2	75-0030	1	Gasket-Housing
3	75-0040	1	Section-Center
4	83-4780	1	Housing-Pump, Charge
5	75-0060	4	Plug
6	75-0070	1	Plug
7	86-7520	1	RH Trunnion Cover ASM
8	75-0090	8	Capscrew-HH
9	86-7530	1	LH Trunnion Cover ASM
10	75-0110	2	Capscrew-HH
11	75-0120	1	Capscrew-HH
12	75-0130	3	Capscrew-HH
13	75-0140	1	Spring-Conical
14	75-0150	1	Guide-Seal
15	75-0160	1	Plug-Pipe
16	75-0170	4	Plug-Thread, Straight
17	75-0180	2	Capscrew-HH
18	75-0190	2	Plug-Special
19	75-0200	2	Plug-Thread, Straight
20	75-0210	2	O-Ring
21	75-0220	2	Pin
22	75-0230	1	Seal-Lip
23	75-0240	6	O-Ring

Ref. No.	Part No.	Qty.	Description
24	75-0250	1	Spring
25	75-0260	4	Valve - Relief
26	75-0270	1	Spring
27	75-0280	1	Spring
28	75-0290	2	Spring
30	75-0310	1	Shim
31	75-0320	1	Nipple
32	75-0330	1	Seal-Lip
33	75-0340	1	Bearing-Needle
34	75-0350	1	Pin
35	75-0360	1	Gerotor
36	75-0370	1	O-Ring
37	75-0380	1	Plate-Valve
38	75-0390	1	Plate-Swash
39	75-0400	2	Plate-Thrust
40	75-0410	1	O-Ring
41	86-7540	1	Shaft-Pump
42	75-0430	1	Ring-Retaining
43	75-0440	1	Shaft-Motor
44	75-0450	1	Collar
45	75-0460	2	Bearing-Ball
46	75-0470	2	Kit-Block, Cylinder
47	75-0480	2	Pin
49	75-0500	2	Bearing-Needle
50	75-0510	1	Pin
51	75-0520	1	Bearing-Ball

3325-229

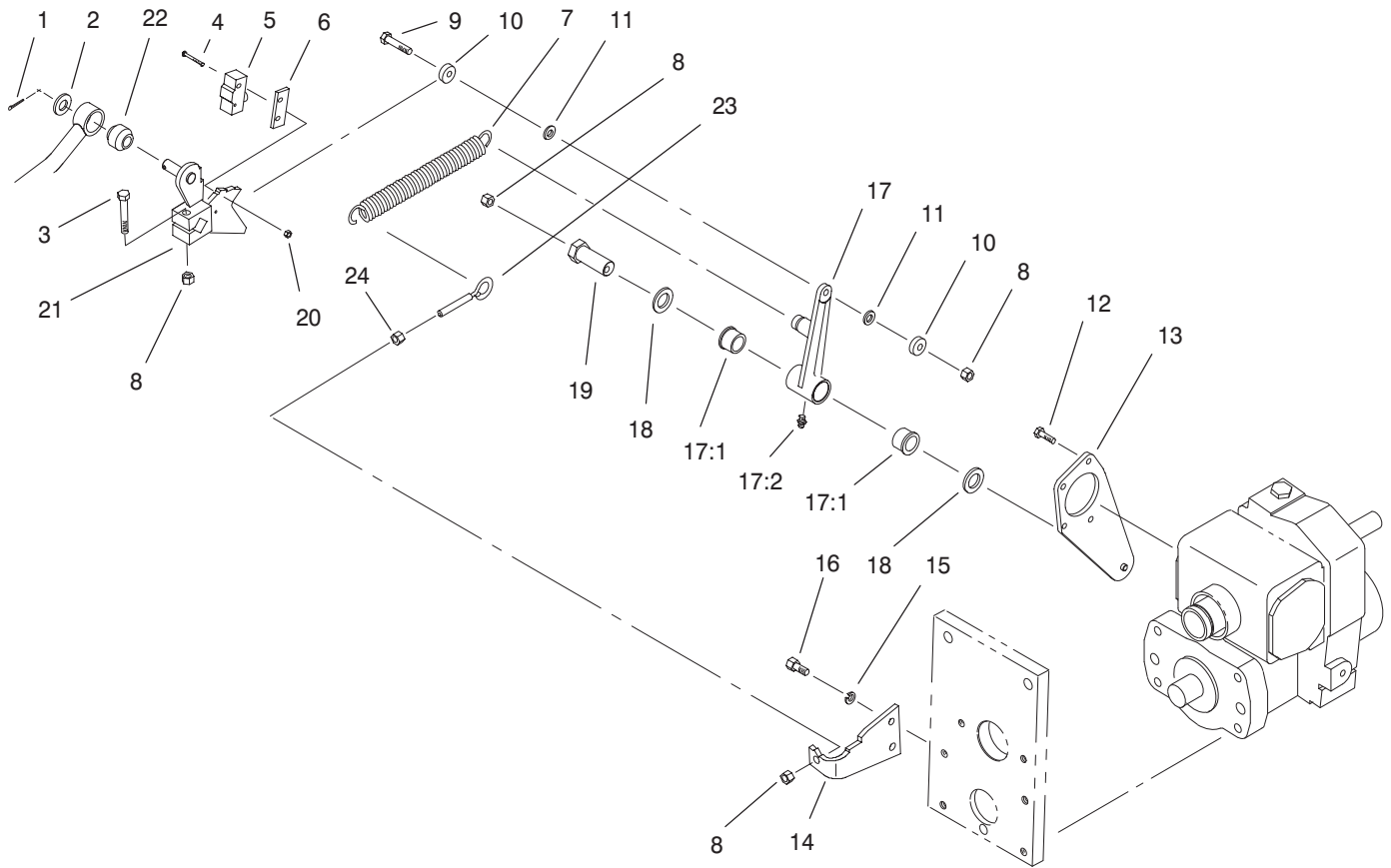


Sheet No.:A4
T-1006

Transmission Assembly No. 75-0012 (Continued)

Ref. No.	Part No.	Qty.	Description
52	75-6930	1	Valve-Screw
53	32120-74	1	Snap-Ring
55	93-0097	1	Valve-Screw
56	93-0083	1	Plate-Valve

Ref. No.	Part No.	Qty.	Description

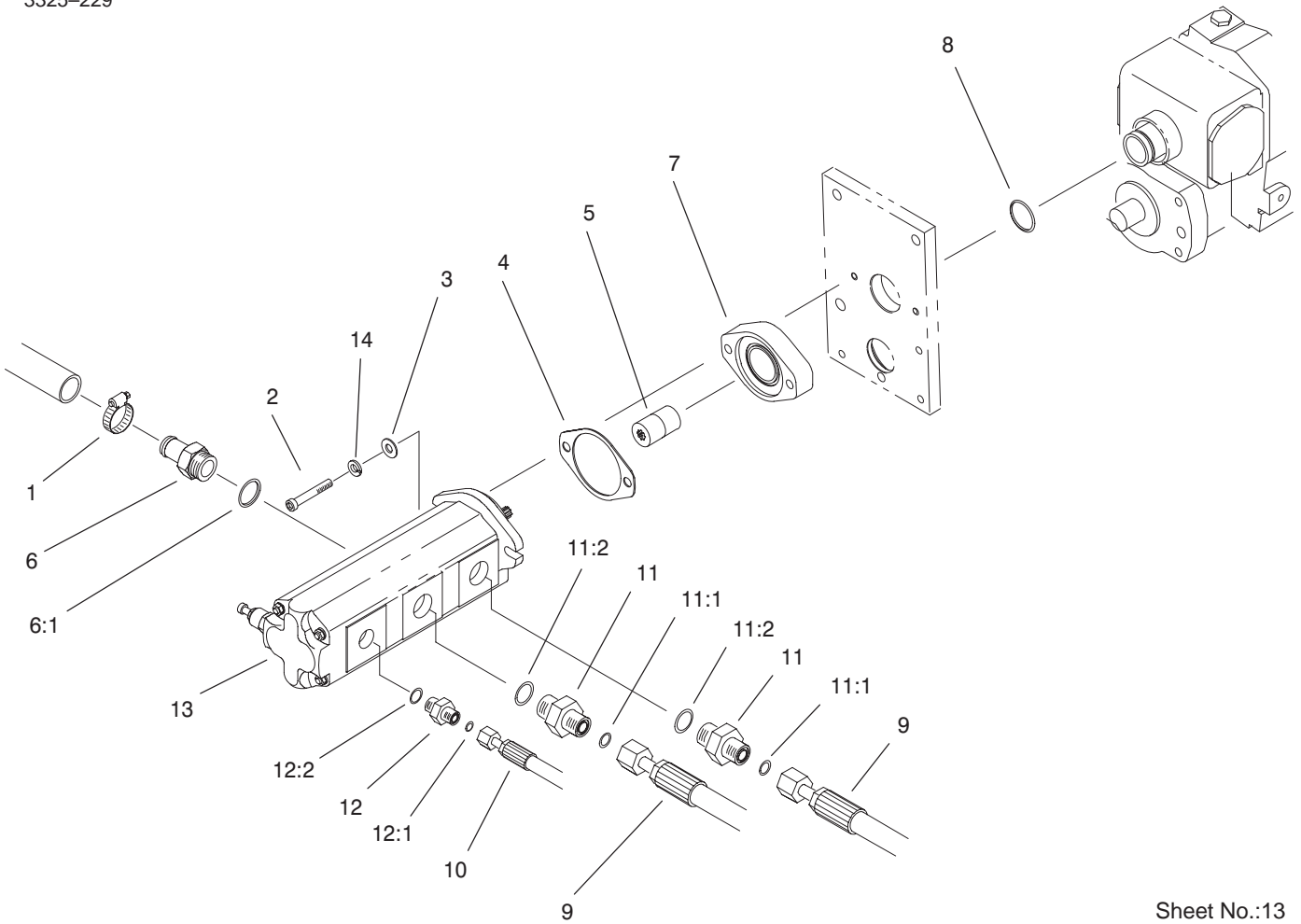


Sheet No.:12

Traction Control Assembly

Ref. No.	Part No.	Qty.	Description
1	3272-10	1	Pin-Cotter
2	3256-26	1	Washer-Flat
3	322-10	1	Screw-HH
4	32105-21	2	Screw-HH
5	29-6162	1	Switch-Micro
6	75-4130	1	Plate-Switch
7	76-9430-03	1	Spring-Ext.
8	3296-29	4	Nut-Lock
9	322-7	1	Screw-HH
10	251-307	2	Bearing-Ball
11	75-5470	2	Spacer-Bearing
12	32144-22	4	Screw
13	104-1480-03	1	Traction Plate Weld ASM
14	85-9900-03	1	Plate-Anchor, Spring
15	3253-4	2	Washer
16	322-3	2	Screw-HH
17	92-2581	1	Neutral Switch Arm ASM
17:1	256-113	2	Bushing-Flange
17:2	302-5	1	Fitting - Grease
18	3-6498	2	Washer-Thrust
19	76-8640	1	Stud - Traction
20	3296-9	2	Nut-Lock NI
21	75-4100-03	1	Control-Pump
22	23-2270	1	Bushing-Rubber

Ref. No.	Part No.	Qty.	Description
23	85-9910	1	Eyebolt
24	3217-6	1	Nut-Hex

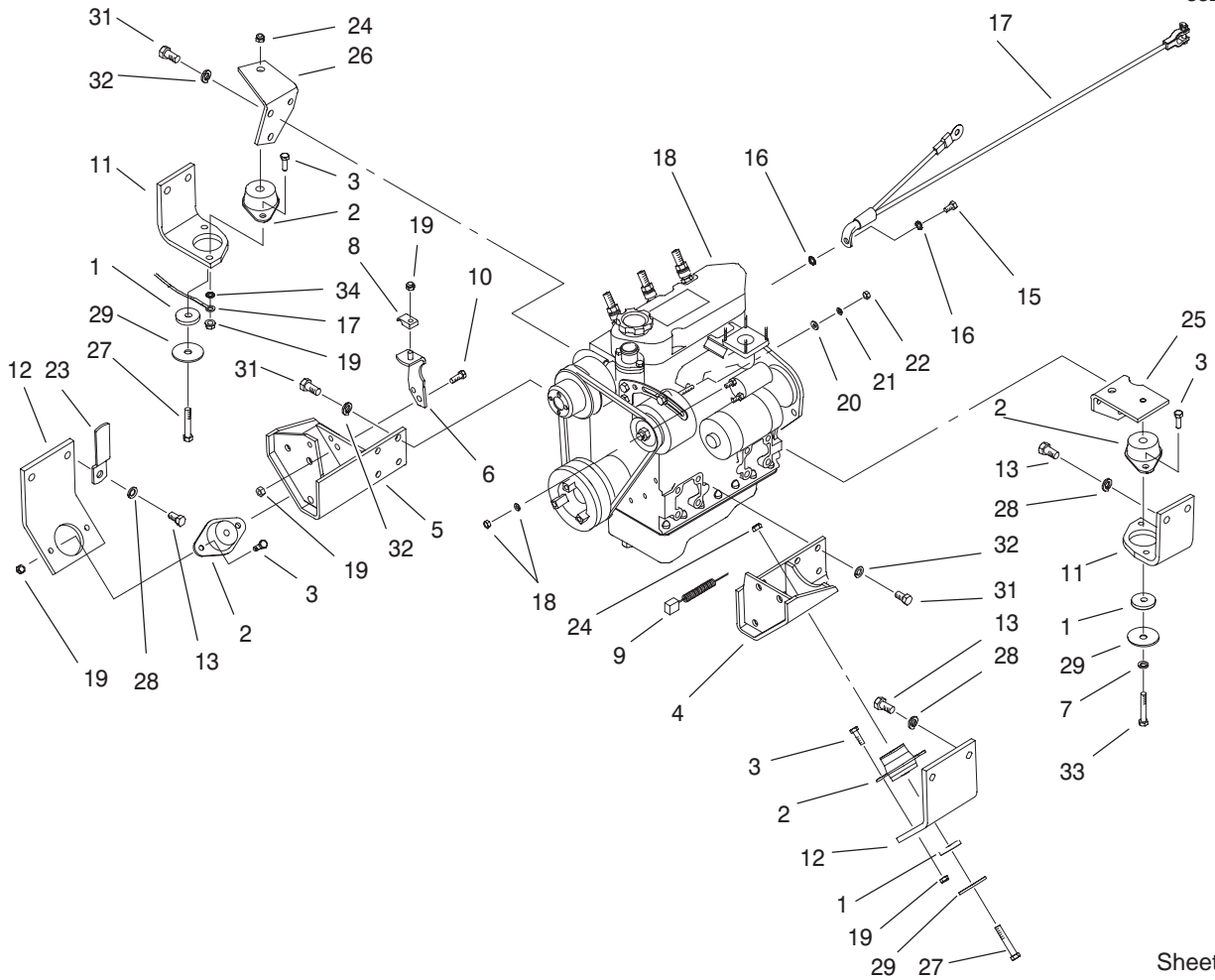


Sheet No.:13

Gear Pump Installation Assembly

Ref. No.	Part No.	Qty.	Description
1	2412-34	1	Clamp-Hose
2	92-4037	2	Capscrew-HSH
3	3256-24	2	Washer-Flat
4	93-3604	1	Gasket
5	93-1396	1	Coupler
6	354-78	1	Connector-Hose
6:1	237-146	1	O-Ring
7	75-4400-03	1	Adaptor
8	237-163	1	O-Ring
9	104-0050	2	Hyd. Hose ASM
10	104-0051	1	Hyd. Hose ASM
11	340-7	2	Adapter
11:1	237-65	1	O-Ring
11:2	237-80	1	O-Ring
12	340-2	1	Adapter
12:1	237-22	1	O-Ring
12:2	237-42	1	O-Ring
13	99-6933	1	Gear Pump
14	3253-5	2	Washer-Lock/Sp

Ref. No.	Part No.	Qty.	Description

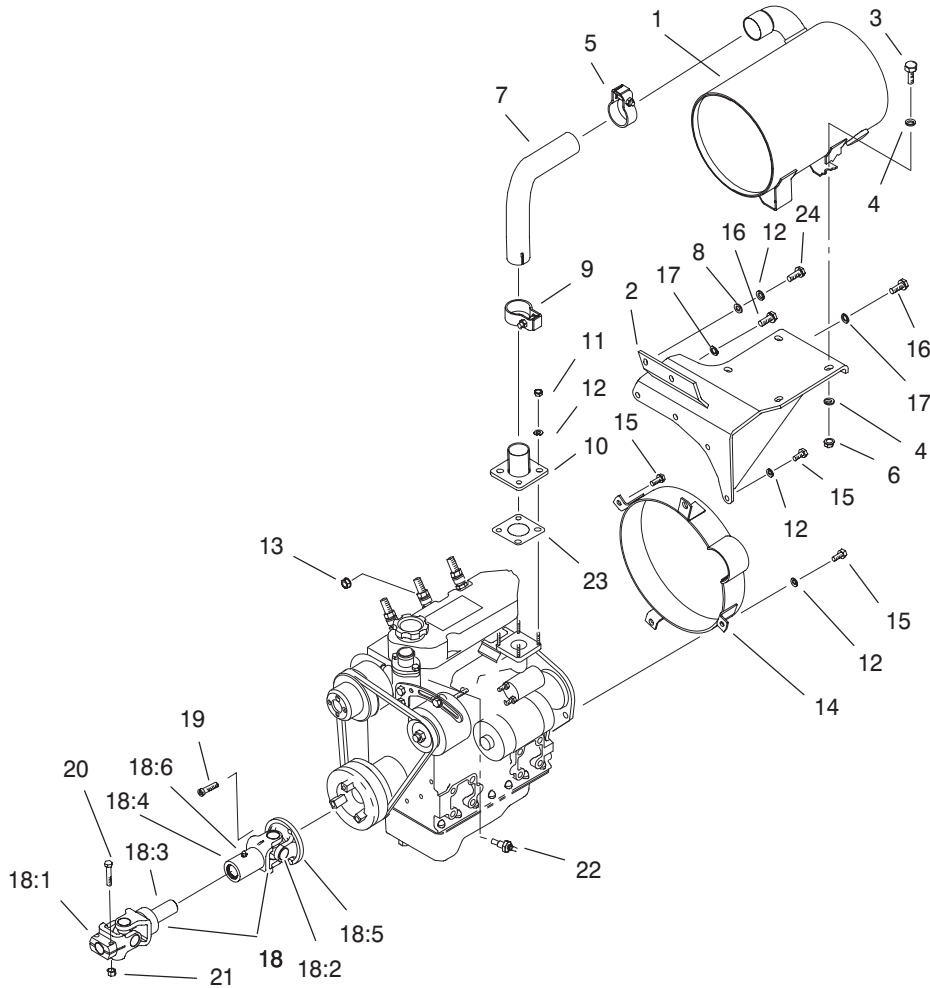


Sheet No.:14

Engine Installation Assembly

Ref. No.	Part No.	Qty.	Description
1	83-1050	4	Spacer
2	83-1030	4	Mount-Engine
3	322-5	8	Screw-HH
4	98-4539-03	1	Bracket-Engine Mount, LH
5	98-4543-03	1	Bracket-Engine Mount, RH
6	98-9749	1	Plate - Throttle
7	3253-21	1	Washer-Lock
8	3-6657	1	Clip-Skid
9	99-3441	1	Harness - Wire, Fusible Link
10	322-4	2	Screw-HH
11	98-4513-03	2	Bracket-Engine, Rear
12	104-1474-03	2	Bracket-Engine, Front
13	3213-2	8	Screw-HH
15	98-9322	1	Bolt-HH, Metric
16	3255-9	2	Washer-Lock/Ext
17	98-4598	1	Cable-Battery, Negative
18	104-0095	1	Engine-Kubota
18	42-9850	1	Washer-Lock, Spring
18	57-6390	1	Jam Nut
19	3296-29	11	Nut-Lock
20	3256-78	1	Washer-Flat
21	43-5930	1	Washer-Spring

Ref. No.	Part No.	Qty.	Description
22	48-7890	1	Nut
23	98-4594	1	Clamp - Retainer
24	32128-36	3	Nut-HF
25	98-4515-03	1	Bracket-Rear Engine, LH
26	98-4514-03	1	Bracket-Rear Engine, RH
27	323-12	3	Screw-HH
28	3253-7	8	Washer-Lock/Sp
29	87-5100	4	Washer - Snubbing
31	43-0090	14	Bolt/Washer
32	42-9600	14	Lockwasher-Spring
33	323-10	1	Screw-HH
34	3255-8	1	Washer-Lock/Ext

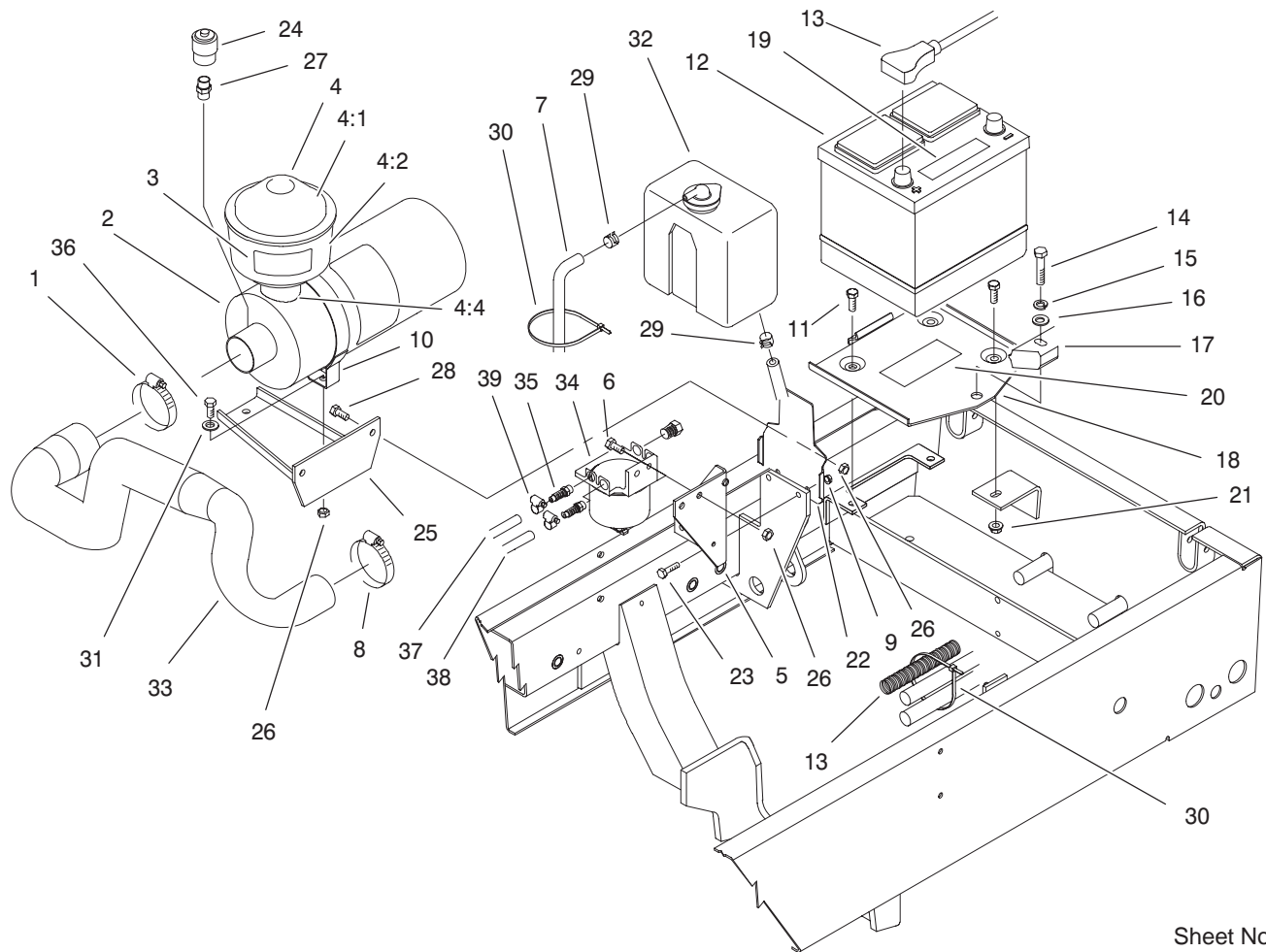


Sheet No.:15

Muffler and Pump Drive Assembly

Ref. No.	Part No.	Qty.	Description
1	104-1430	1	Muffler-Exhaust
2	98-4555-03	1	Bracket-Muffler
3	323-7	4	Screw-HH
4	3256-4	8	Washer-Flat
5	98-9310	1	Clamp - Muffler
6	3296-39	4	Nut-Lock, NI
7	98-4524	1	Tube-Exhaust
8	3256-23	2	Washer-Flat
9	98-9309	1	Clamp - Muffler
10	98-4527	1	Pipe-Exhaust, Engine
11	33014-00	4	Nut-Hex
12	42-9850	10	Washer-Lock, Spring
13	33024-00	1	Nut-Lock
14	98-4564-03	1	Guard - Flywheel,
15	33114-025	5	Screw-HH
16	43-0090	2	Bolt/Washer
17	42-9600	2	Lockwasher-Spring
18	99-6977	1	Driveshaft ASM
18:1	98-9768	1	Yoke
18:2	98-9766	2	Kit - Universal Joint
18:3	98-9765	1	Yoke & Shaft
18:4	94-7379	1	Tube - Slip Yoke
18:5	104-1230	1	Yoke
19	98-9322	3	Bolt-HH, Metric
20	322-9	2	Screw-HH
21	3296-29	2	Nut-Lock

Ref. No.	Part No.	Qty.	Description
22	98-9346	1	Sender - Temperature
24	33114-020	2	Screw-HH



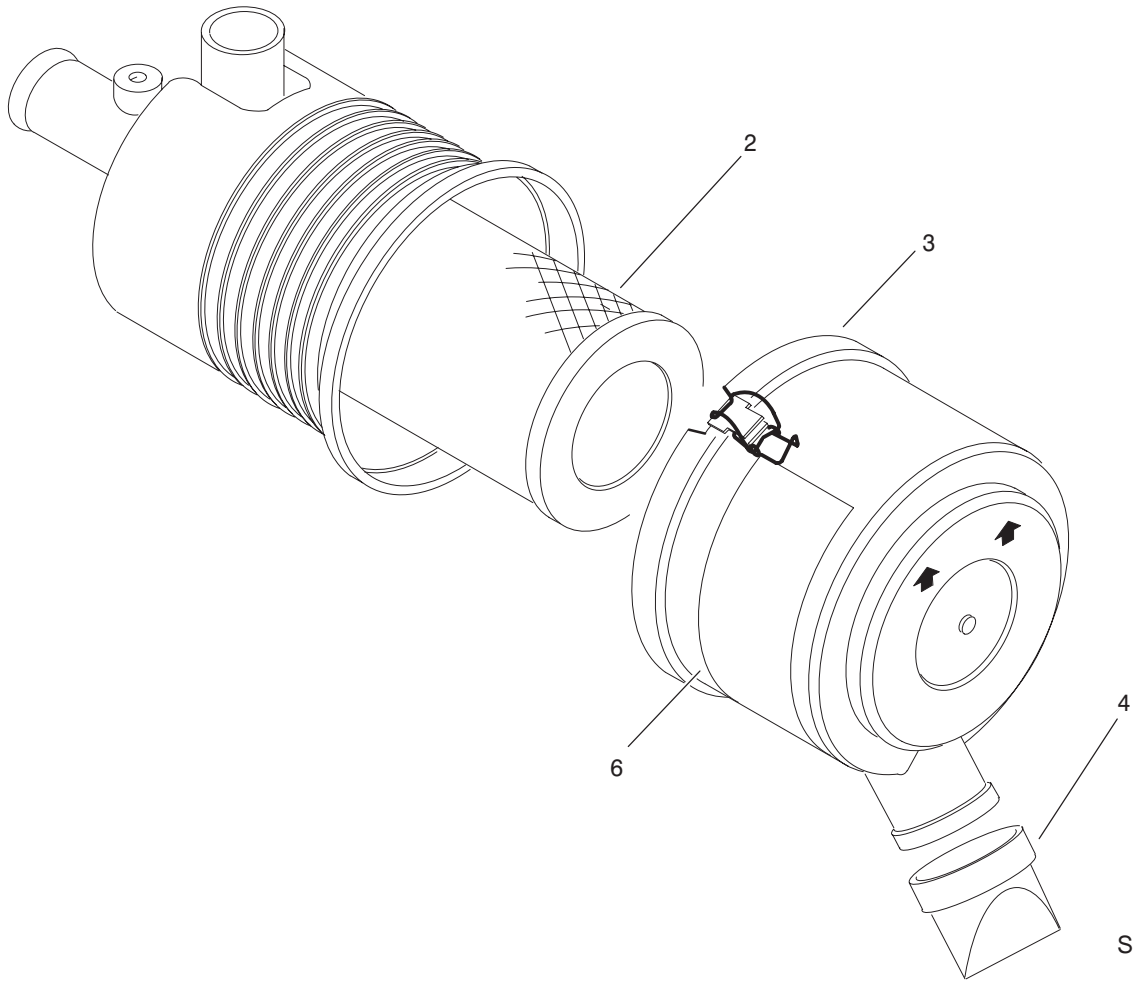
Sheet No.:16

Engine Components Assembly

Ref. No.	Part No.	Qty.	Description
1	2412-42	1	Clamp-Hose
2	98-4517	1	Air Cleaner ASM
3	93-6692	1	Decal-Fluid, Starting
4	48-7430	1	Precleaner
4:1	33-1260	1	Cover ASM
4:2	33-1270	1	Bowl-Clear
*4:3	62-6300	1	Sleeve ASM
4:4	94-6873	1	Clamp
5	98-4578-03	1	Bracket-Filter, Fuel
6	3234-29	2	Screw-HHF
7	63-7630	1	Hose
8	2412-92	1	Clamp-Hose
9	32128-33	2	Nut-HF
10	98-4525	1	Bracket-Cleaner, Air
11	322-4	3	Screw-HH
12	66-2750	1	Battery
13	104-0086	1	Cable - Battery, Positive
14	323-9	1	Screw-HH
15	3253-21	1	Washer-Lock
16	3256-24	1	Washer-Flat
17	66-2490	1	Retainer-Battery
18	94-7343	1	Base-Battery, ASM
19	93-6668	1	Decal - Battery
20	93-7276	1	Decal-Danger
21	32128-20	1	Nut-HF

Ref. No.	Part No.	Qty.	Description
22	98-4576-03	1	Bracket-Reservoir, Water
23	321-5	2	Screw-HH
24	93-9164	1	Indicator - Mini
25	98-4518-03	1	Bracket-Cleaner, Air
26	3296-29	6	Nut-Lock
27	94-1416	1	Indicator Adapter ASM
28	322-5	2	Screw-HH
29	92-2379	2	Clamp-Hose
30	3290-378	2	Tie-Cable
31	3256-23	2	Washer-Flat
32	98-9323	1	Bottle-Overflow, Water
33	98-4509	1	Hose - Air Cleaner
34	98-9305	1	Filter-Water/Fuel
35	353-783	2	Fitting-Pump
36	322-6	2	Screw-HH
37	71-3381	1	Hose-Fuel
38	95-4275	1	Hose - Fuel
39	2412-108	4	Clamp-Worm

* Not illustrated

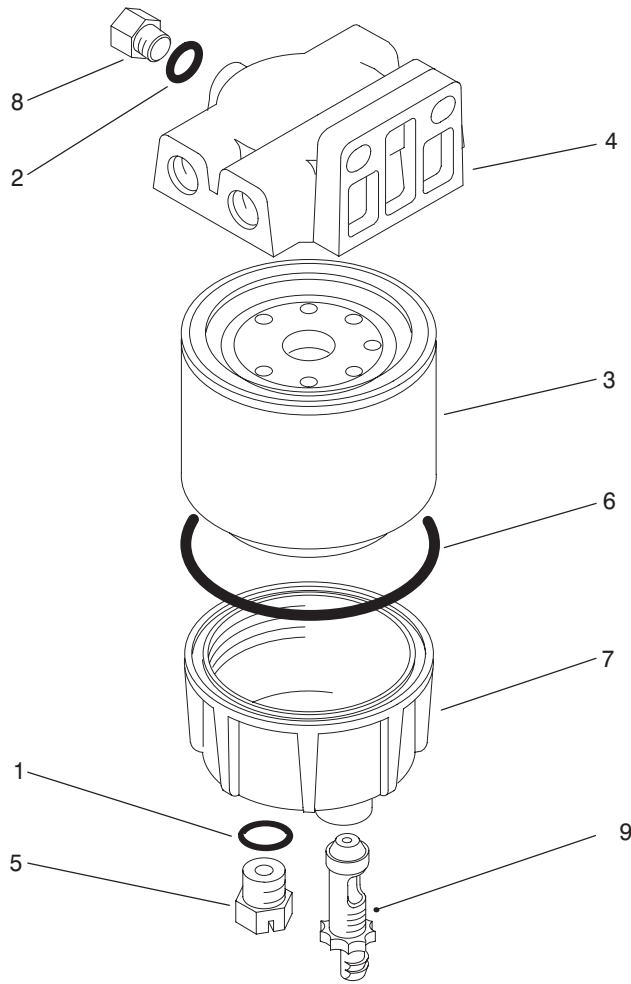


Sheet No.:A9
T-2903

Air Cleaner Assembly No. 98-4517

Ref. No.	Part No.	Qty.	Description
2	98-9763	1	Element ASM
3	98-9771	1	Cover ASM
4	94-1414	1	Valve - Vacuator
6	98-9788	1	Decal - Instruction

Ref. No.	Part No.	Qty.	Description

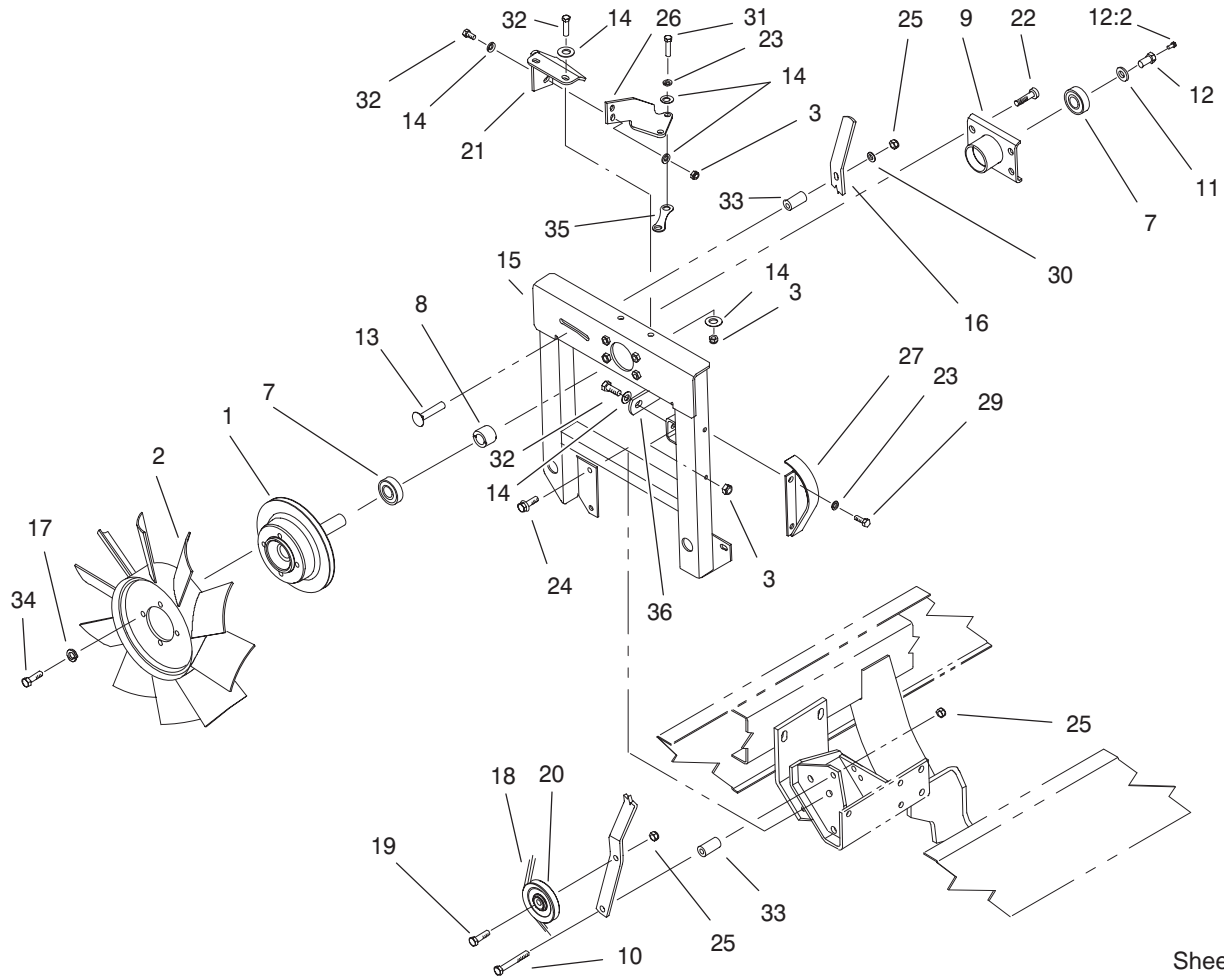


Sheet No.:B1
T-3330

Water/Fuel Separator Assembly No. 98-9305

Ref. No.	Part No.	Qty.	Description
1	98-9772	1	Head - Filter
2	98-9764	1	Element-On, Spin
3	98-9774	1	O-Ring-Base, Filter
4	98-9775	1	Base - Filter
5	98-9773	1	Plug - Base, Filter
6	237-42	1	O-Ring
7	237-78	1	O-Ring
8	98-9776	1	Plug-Filter, Head
9	98-9777	1	Drain Valve ASM

Ref. No.	Part No.	Qty.	Description

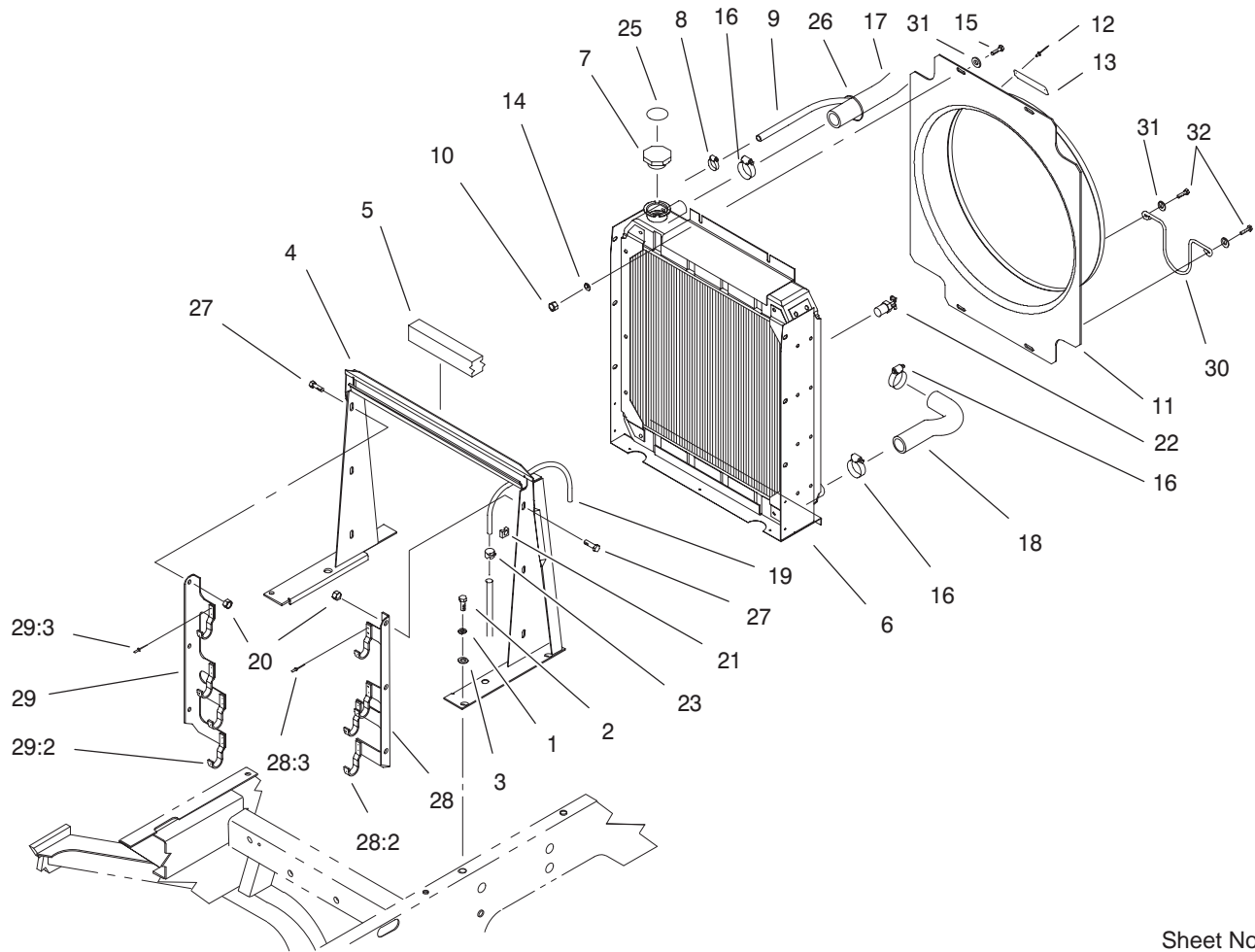


Sheet No.:17

Fan Drive Assembly

Ref. No.	Part No.	Qty.	Description
1	104-0000-03	1	Pulley
2	99-6937	1	Fan
3	3296-29	5	Nut-Lock
7	251-318	2	Bearing
8	104-0001	1	Spacer
9	104-0017-03	1	Hub ASM
10	323-12	1	Screw-HH
11	63-8410	1	Washer
12	11-0160	1	Roller Shaft Screw ASM
12:2	302-5	1	Fitting - Grease
13	104-1487	1	B0lt-CARR
14	3256-23	11	Washer-Flat
15	104-1440-03	1	Support-Fan
16	104-0006-03	1	Lever - Fan Idler
17	3253-4	4	Washer
18	98-3921	1	Belt
19	104-1486	1	Screw - HSBH
20	63-8140	1	Pulley-Idler
21	104-1447-03	1	Bracket-Fan, Support
22	3274-12	4	Screw-HSH
23	42-9850	4	Washer-Lock, Spring
24	3234-29	6	Screw-HHF
25	3296-59	3	Nut-Lock, NI
26	104-1481-03	1	Bracket-Mount, Fan
27	98-4561-03	1	Shield-Alternator

Ref. No.	Part No.	Qty.	Description
29	32144-14	2	Screw-HWH
30	3256-24	1	Washer-Flat
31	33114-020	2	Screw-HH
32	322-4	5	Screw-HH
33	104-0007	2	Spacer
34	322-3	4	Screw-HH
35	104-1482	1	Plate-Washer

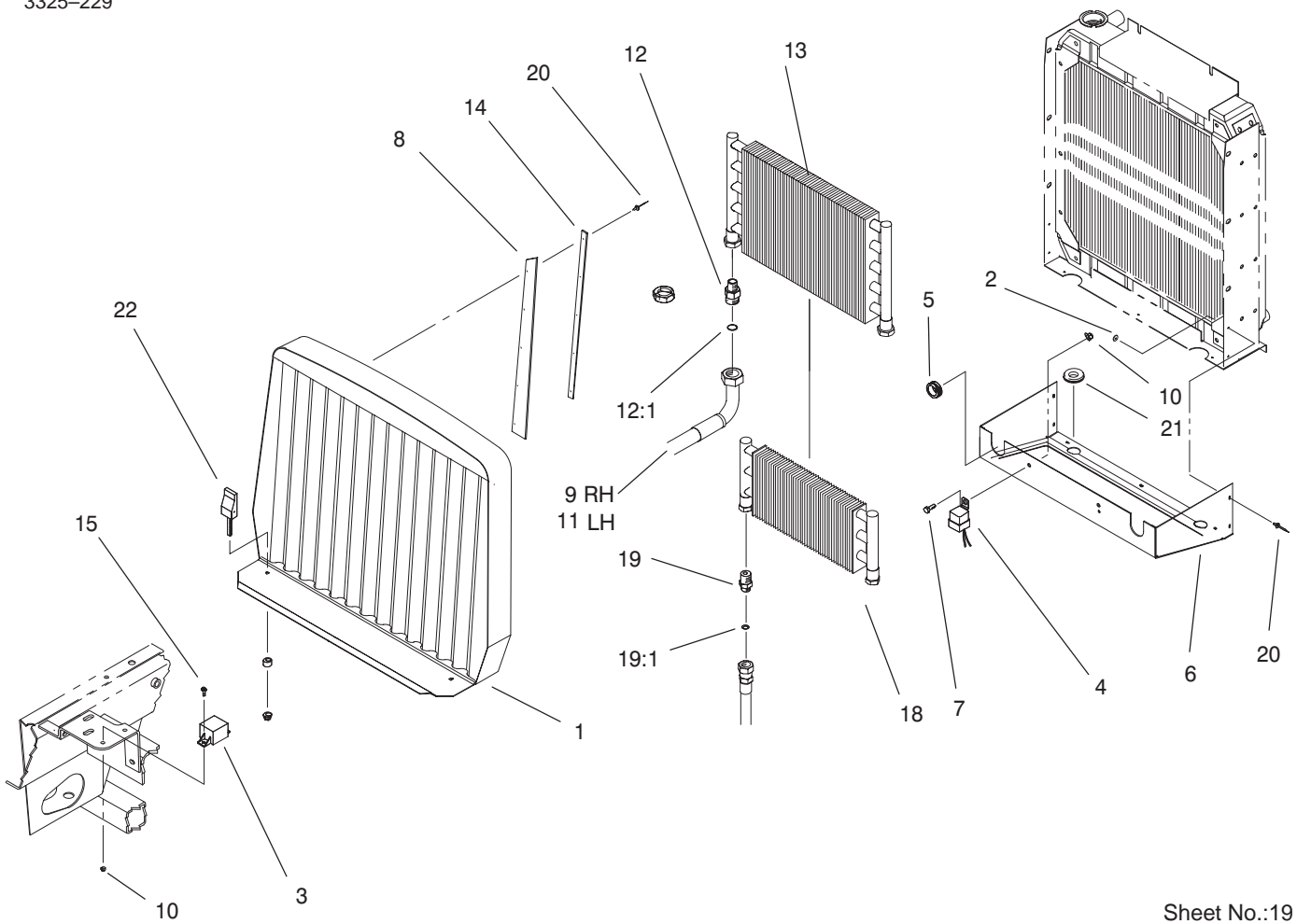


Sheet No.:18

Radiator Assembly

Ref. No.	Part No.	Qty.	Description
1	3253-4	4	Washer
2	322-5	4	Screw-HH
3	3256-23	4	Washer-Flat
4	99-6970-03	1	Support-Radiator
5	104-1418	1	Strip-Foam, Radiator
6	99-6936	1	Radiator
7	66-3240	1	Cap-Radiator
8	92-2379	1	Clamp-Hose
9	104-0079	1	Hose
10	3296-42	4	Nut-Lock
11	99-6939	1	Shroud-Fan
12	3290-271	2	Rivet-Pop
13	98-9335	1	Plate-Warning, Fan
14	3256-22	4	Washer-Flat
15	321-4	2	Screw-HH
16	2412-34	4	Clamp-Hose
17	104-0013	1	Hose-Radiator, Upper
18	104-0014	1	Hose-Radiator, Lower
19	66-3180	1	Tube-Vent
20	32128-20	6	Nut-HF
21	2412-103	1	Clamp
22	304-46	1	Draincock
23	2412-98	1	Clamp
25	93-7840	1	Decal-Cap, Radiator
26	3290-379	1	Tie-Cable
27	3234-5	6	Screw-HHF

Ref. No.	Part No.	Qty.	Description
28	99-6991	1	LH Cooler Mount ASM
28:2	75-0930	4	Hook - Cooler Mount
28:3	3269-15	8	Rivet
29	99-6994	1	RH Cooler Mount ASM
29:2	75-0930	4	Hook - Cooler Mount
29:3	3269-15	8	Rivet
30	104-1448	1	Hoop-Driveline
31	3256-55	4	Washer-Flat
32	321-6	2	Screw-HH

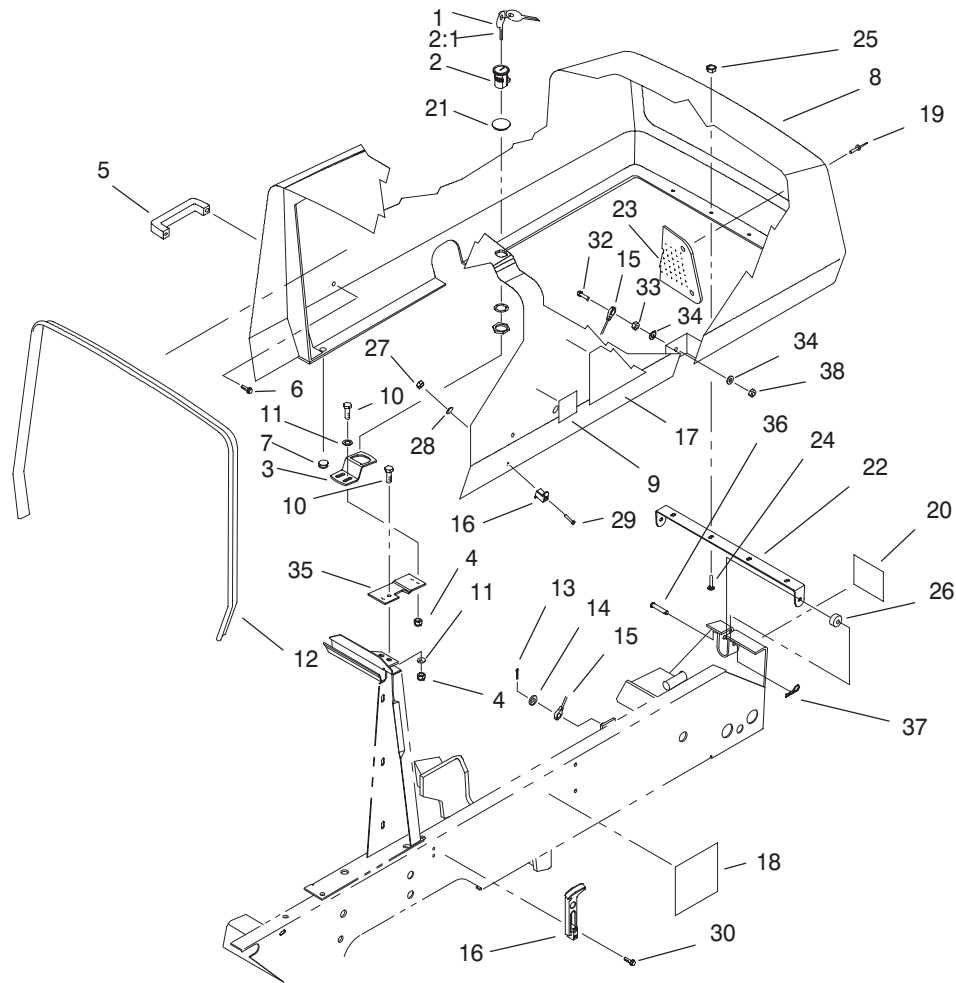


Sheet No.:19

Oil Cooler / Radiator Assembly

Ref. No.	Part No.	Qty.	Description
1	99-6974-03	1	Screen-Front
2	3269-10	5	Washer-Back
3	66-8800	1	Relay
4	70-1480	1	Relay
5	240-3	2	Grommet-Rubber
6	99-6973-03	1	Radiator Shield
7	321-3	1	Screw-HH
8	93-3623	2	Strip-Sealing, Radiator
9	104-0075	1	Hyd. Hose ASM
10	3296-42	3	Nut-Lock
11	104-0074	1	Hyd. Hose ASM
12	99-6999	2	Fitting - Hyd
12:1	237-58	1	O-Ring
13	99-6997	1	Cooler - Oil
14	93-3624-03	2	Plate- Retaining
15	321-4	2	Screw-HH
18	24-0760	1	Cooler ASM
19	340-124	2	Adapter
19:1	237-22	1	O-Ring
20	3269-13	15	Rivet-Pop
21	100-3815	2	Grommet-Rubber
22	93-1374	2	Latch - Swell

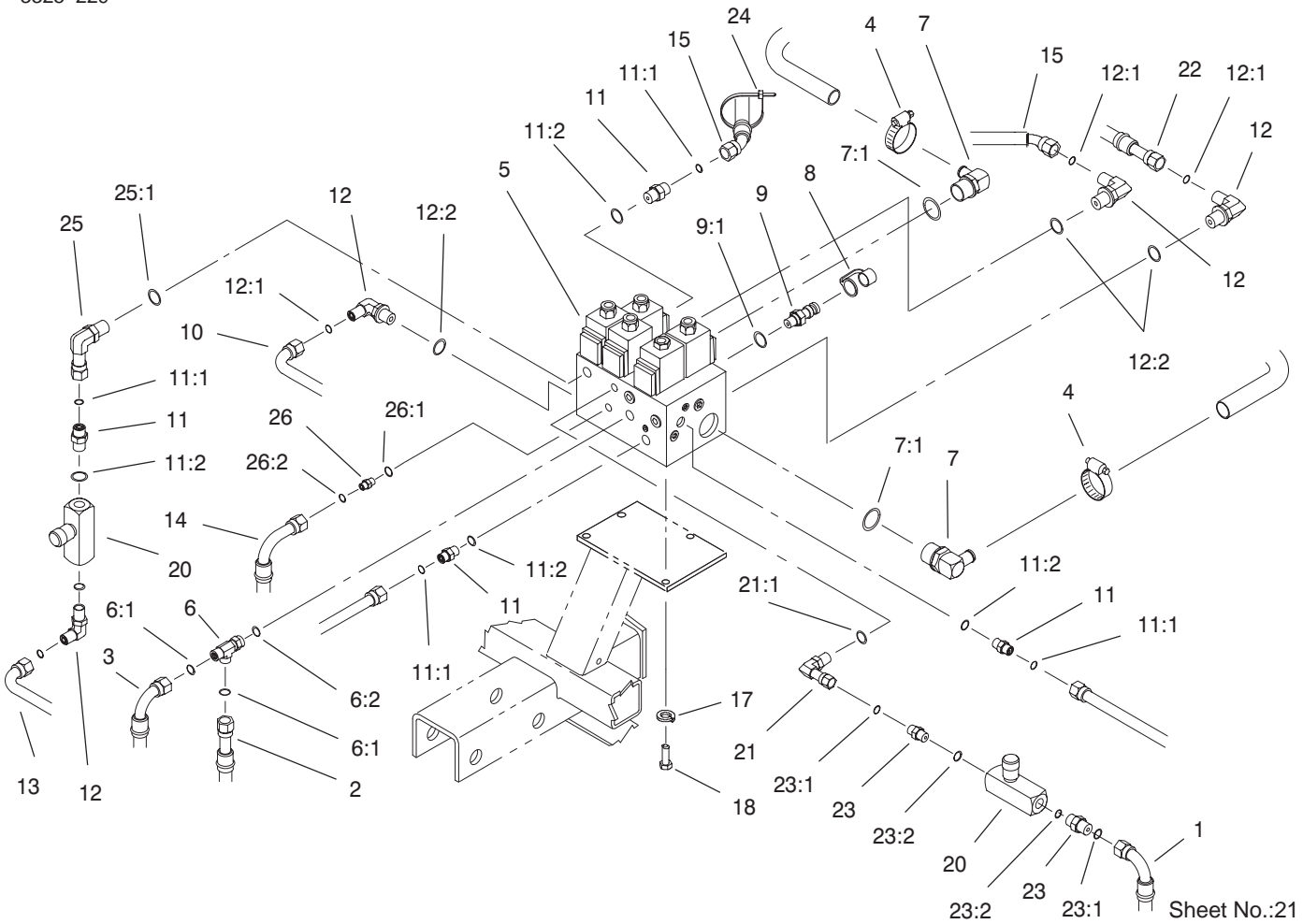
Ref. No.	Part No.	Qty.	Description



Sheet No.:20

Hood Assembly

Ref. No.	Part No.	Qty.	Description	Ref. No.	Part No.	Qty.	Description
1	98-9321	1	Ring-Key	26	104-1429	2	Spacer - Plastic
2	98-9315	1	Latch - Locking	27	3296-12	2	Nut-Lock
2:1	99-8350	2	Key - Latch, Locking	28	3256-51	2	Washer-Flat
3	98-9316	1	Latch - Hood	29	104-1452	2	Screw-PPH
4	3296-16	4	Nut-Lock, NI	30	104-1451	4	Screw-TAP, PPH
5	65-5100	2	Handle-Door	32	321-8	1	Screw-HH
6	46-8091	4	Screw-HWH	33	3218-1	1	Nut-Jam
7	104-1412	2	Grommet - Bumper	34	3256-67	2	Washer-Flat
8	98-3940	1	Hood ASM	35	104-1439	1	Plate-Latch
9	93-7252	1	Decal-International	36	94-3829	2	Pin-Clevis
10	321-4	4	Screw-HH	37	3290-250	2	Pin-Hair Cotter
11	3256-1	4	Washer-Flat	38	32128-33	1	Nut-HF
12	104-1419	1	Strip-Bulb				
13	3272-4	1	Pin-Cotter				
14	3256-23	1	Washer-Flat				
15	75-0570	1	Cable - Hood				
16	104-0010	2	Latch - Draw, Flexible				
17	99-6988	2	Decal				
18	104-0049	2	Cover - Side Rail				
19	104-1417	10	Rivet-Plastic				
20	62-7400	1	Decal-Toro				
21	104-1453	1	Grommet				
22	104-0042-03	1	Strap - Hinge				
23	104-0043-03	1	Screen - Rear				
24	3229-3	4	Screw-CARR				
25	32128-33	4	Nut-HF				

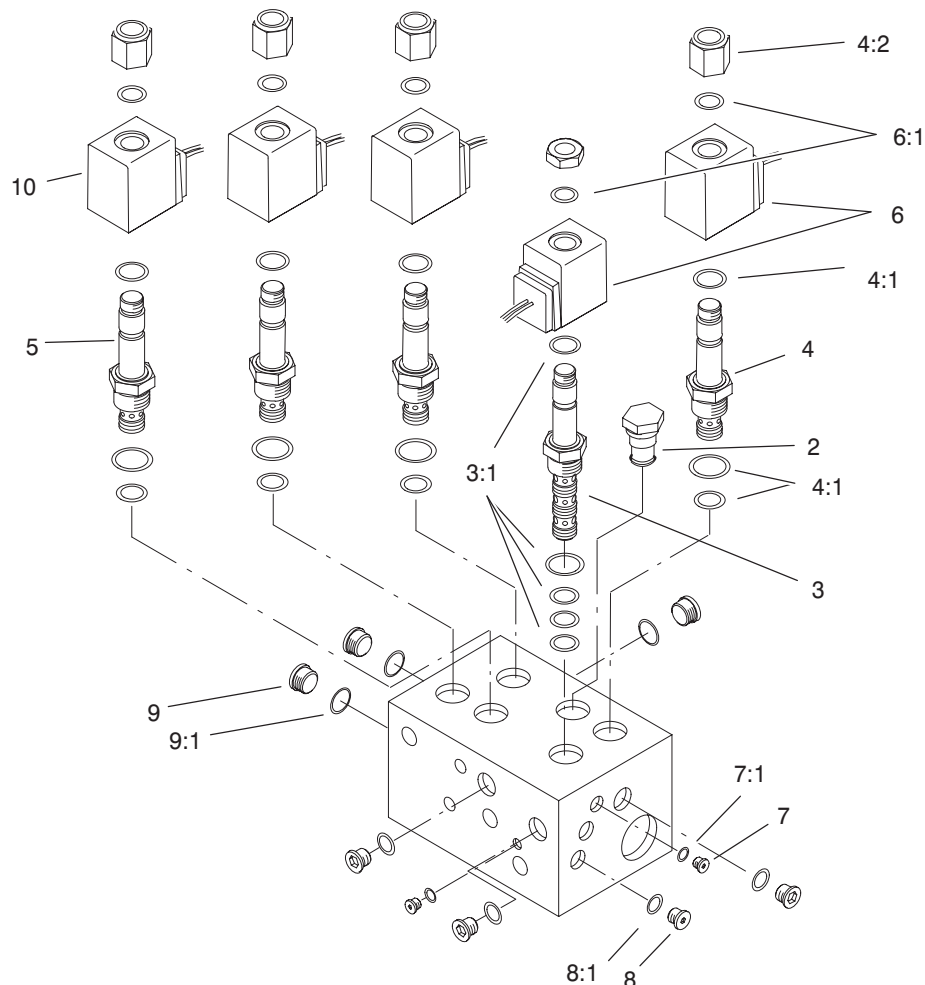


Sheet No.:21

Lift Block Assembly

Ref. No.	Part No.	Qty.	Description
1	104-0061	1	Hyd. Hose ASM
2	104-0060	1	Hyd. Hose ASM
3	104-0059	1	Hyd. Hose ASM
4	2412-34	2	Clamp-Hose
5	99-6979	1	Manifold Block - Lift
6	340-86	1	Fitting-Tee
6:1	237-22	2	O-Ring
6:2	237-42	1	O-Ring
7	23-8910	2	Stem-Barb, 90°
7:1	237-146	1	O-Ring
8	354-79	1	Cap - Fitting, Yellow
9	59-7410	1	Diag. Nipple Tip
9:1	237-42	1	O-Ring
10	98-3907	1	Tube ASM
11	340-2	4	Adapter
11:1	237-22	1	O-Ring
11:2	237-42	1	O-Ring
12	340-77	4	Fitting-90°
12:1	237-22	1	O-Ring
12:2	237-42	1	O-Ring
13	104-0093	1	Tube-ASM
14	104-0062	1	Hyd. Hose ASM
15	104-0055	2	Hyd. Hose ASM
17	3253-4	3	Washer
18	322-3	3	Screw-HH
20	98-9742	2	Valve-Control, Flow

Ref. No.	Part No.	Qty.	Description
21	340-143	1	Elbow - 90° Swivel
22	104-0054	1	Hyd. Hose ASM
23	340-1	2	Adapter
23:1	237-35	1	O-Ring
23:2	237-42	1	O-Ring
24	3290-379	1	Tie-Cable
25	340-110	1	Elbow-Swivel, 90 DEG Straight
25:1	237-42	1	O-Ring
26	340-92	1	Fitting
26:1	237-78	1	O-Ring
26:2	237-21	1	O-Ring



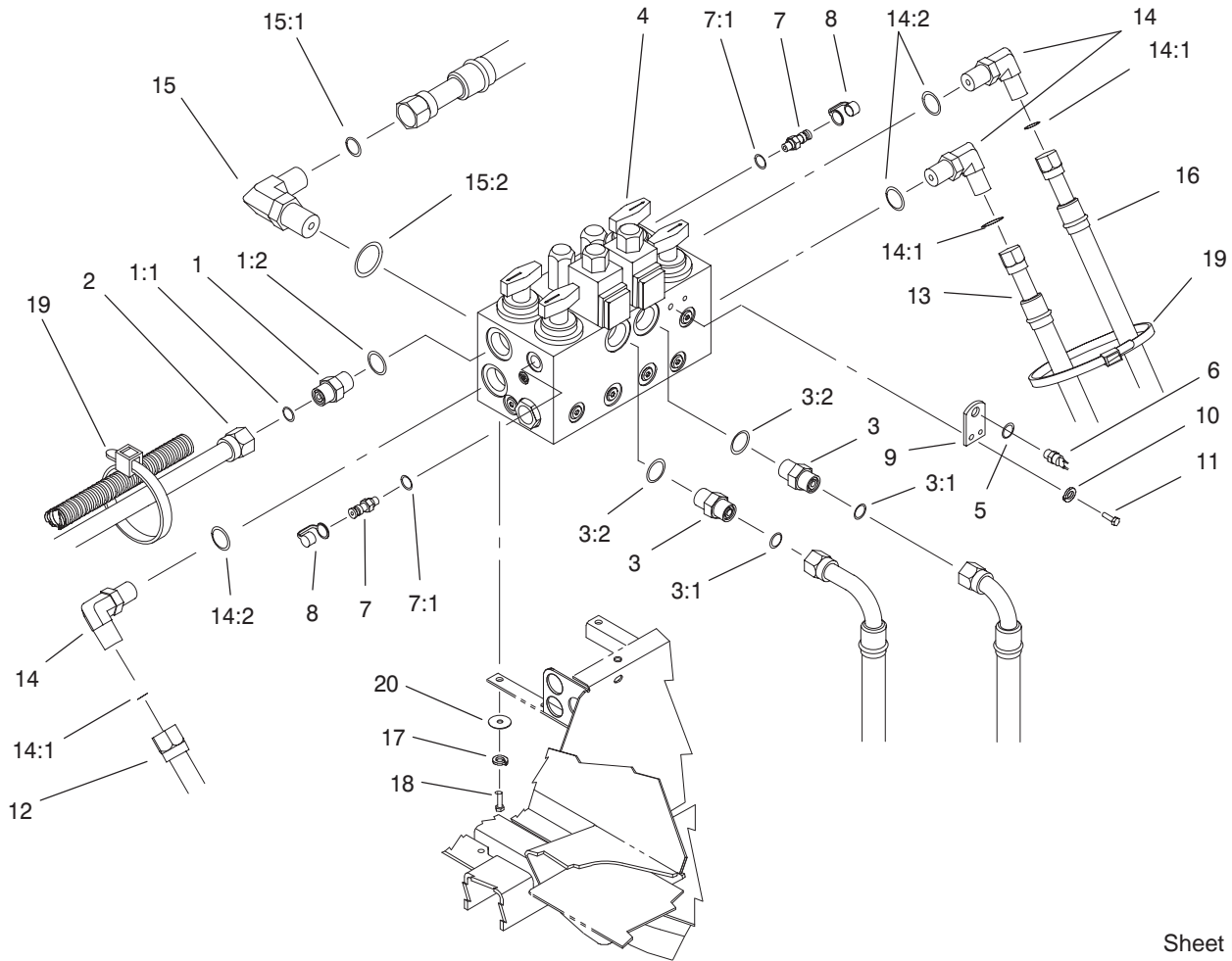
T-3574
Sheet No.:B2

Lift Block Assembly No. 99-6979

Ref. No.	Part No.	Qty.	Description
2	95-7480	1	Plug - Cavity
3	94-2627	1	Cartridge
*3:1	75-2090	1	Kit-Seal
4	93-7494	1	Cartridge
*4:1	75-2080	1	Kit-Seal
5	104-1208	3	Cartridge - Blocking
6	83-2010	2	Coil - Valve
6:1	94-5438	1	Seal-Solenoid
7	353-991	2	Plug-Hex, Hollow
7:1	237-156	1	O-Ring
8	353-990	1	Plug
8:1	237-78	1	O-Ring
9	353-989	7	Plug-Hex, Hollow
9:1	237-42	1	O-Ring
10	104-1209	3	Solenoid

Ref. No.	Part No.	Qty.	Description

* Not illustrated

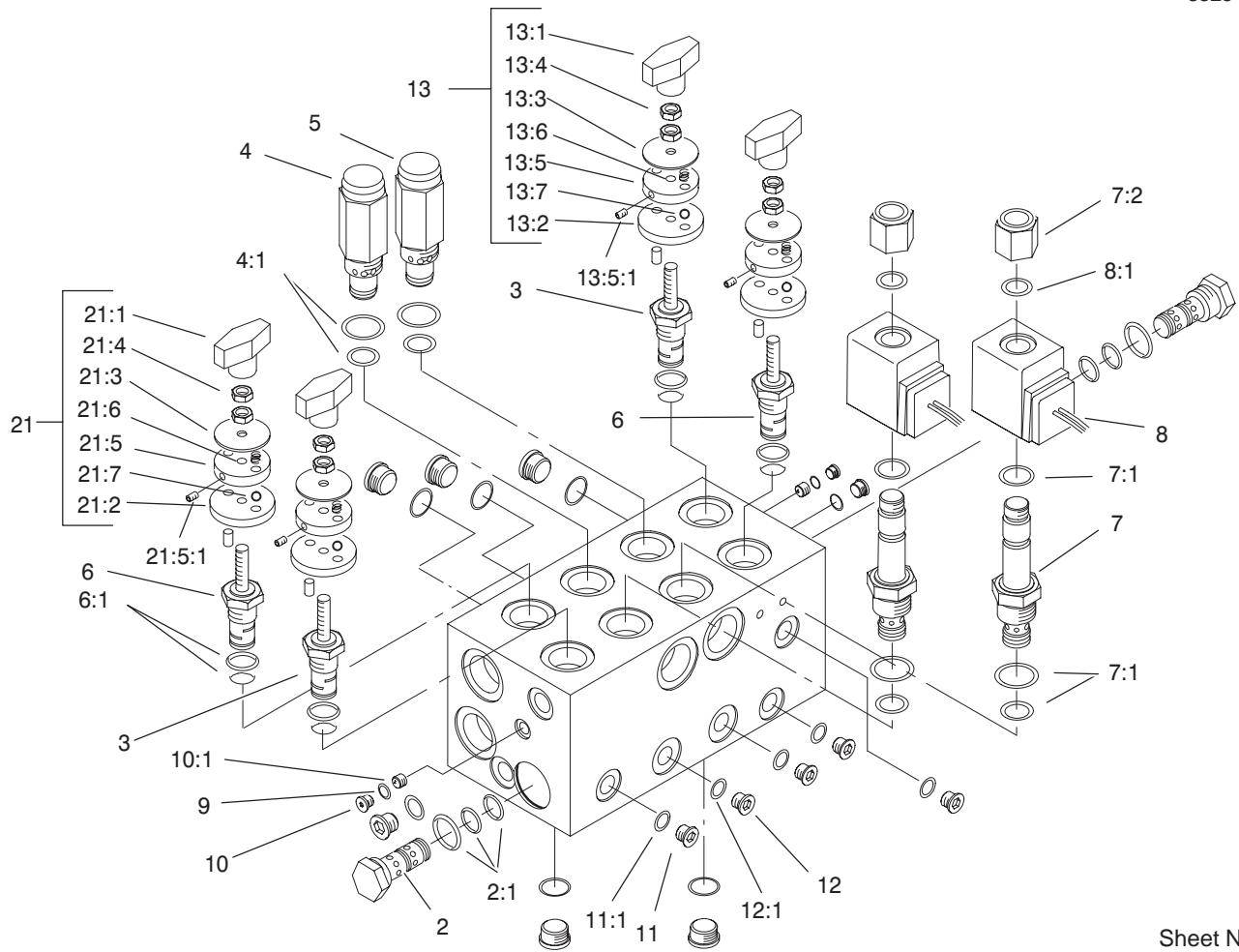


Sheet No.:22

Mow Block Assembly

Ref. No.	Part No.	Qty.	Description
1	340-6	1	Fitting-Straight
1:1	237-30	1	O-Ring
1:2	237-80	1	O-Ring
2	98-3905	1	Tube ASM
3	340-7	2	Adapter
3:1	237-65	1	O-Ring
3:2	237-80	1	O-Ring
4	99-6978	1	Manifold Block - Mow
5	3256-76	2	Washer-Flat
6	72-4320	2	Switch
7	354-77	2	Fitting-Quick
7:1	237-78	1	O-Ring
8	354-79	2	Cap - Fitting, Yellow
9	98-8199	2	Bracket - Switch
10	3253-3	4	Washer-Lock/Sp
11	329-3	4	Screw-HH
12	98-3906	1	Tube ASM
13	104-0065	1	Hyd. Hose ASM
14	340-105	3	Fitting-90°
14:1	237-80	1	O-Ring
14:2	237-30	1	O-Ring
15	340-142	1	Elbow-90°
15:1	237-58	1	O-Ring
15:2	237-81	1	O-Ring
16	104-0066	1	Hyd. Hose ASM
17	3253-4	4	Washer

Ref. No.	Part No.	Qty.	Description
18	322-3	4	Screw-HH
19	3290-378	2	Tie-Cable
20	3256-23	4	Washer-Flat



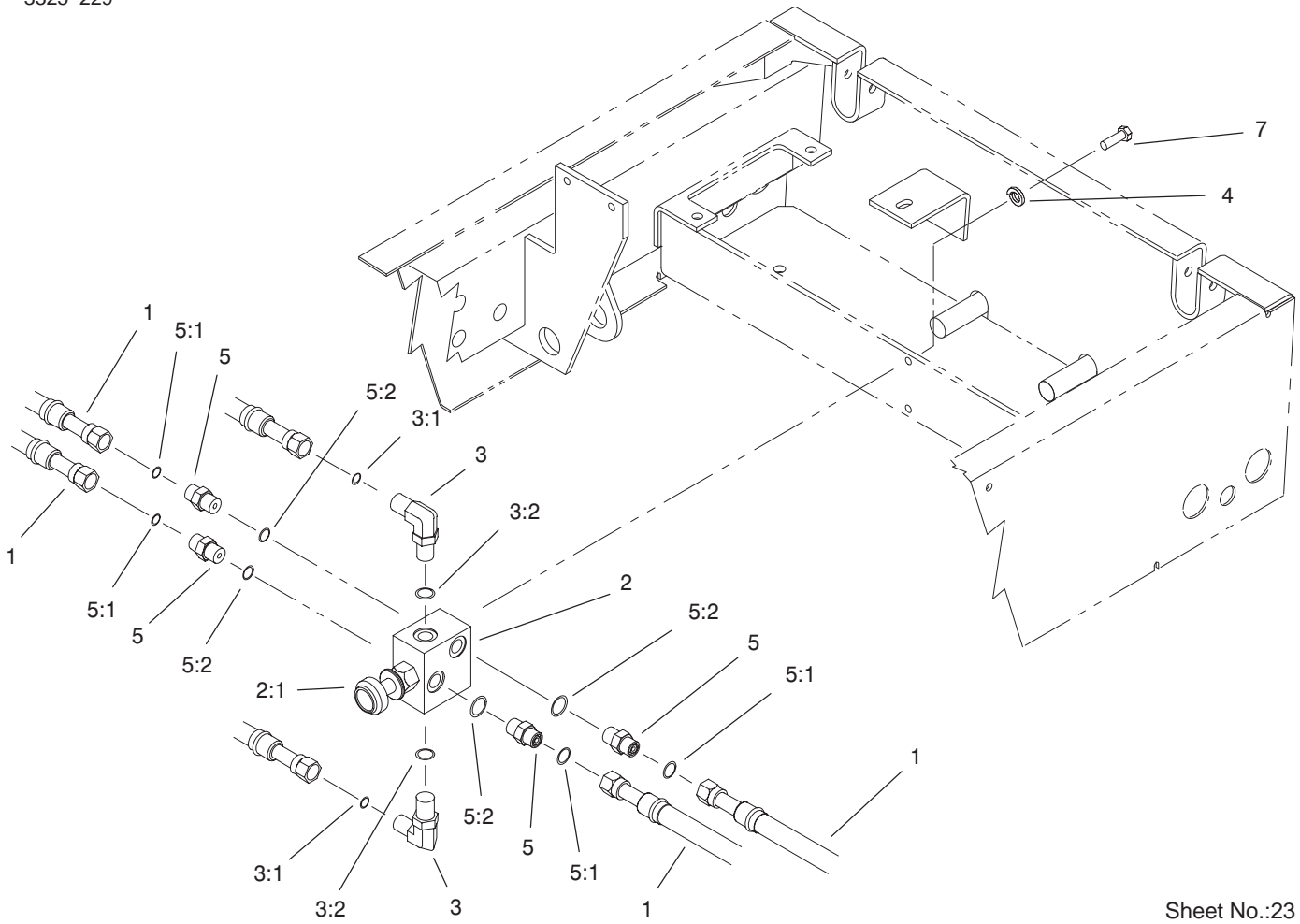
Sheet No.:B3

Mow Block Assembly No. 99-6978

Ref. No.	Part No.	Qty.	Description
2	69-4120	2	Cartridge-Logic
2:1	69-4240	1	Kit-Seal
3	94-8175	2	Control-Flow, Rotary
4	94-3655	1	Valve-Relief
4:1	75-2080	1	Kit-Seal
5	104-1200	1	Valve-Relief, Cartridge
6	94-3657	2	Spool ASM
6:1	94-3661	1	Kit-Seal, 4-Way
7	93-7494	2	Cartridge
*7:1	75-2080	1	Kit-Seal
8	83-2010	2	Coil - Valve
8:1	94-5438	1	Seal-Solenoid
9	95-5999	2	Plug-Orifice
10	353-991	4	Plug-Hex, Hollow
10:1	237-156	1	O-Ring
11	353-990	8	Plug
11:1	237-78	1	O-Ring
12	353-989	4	Plug-Hex, Hollow
12:1	237-42	1	O-Ring
13	94-3660	2	Kit-Detent
13:1	94-5020	1	Knob ASM
13:2	94-5025	1	Plate - Locating
13:3	94-5026	1	Plate-Indicator
13:4	3218-1	2	Nut-Jam
13:5	94-5023	1	Plate - Detent
13:6	94-5027	2	Spring

Ref. No.	Part No.	Qty.	Description
13:7	255-13	2	Ball-Steel, Stainless
13:8	3245-36	1	Screw - HSH
21	94-6378	2	Kit-Detent
21:1	94-5020	1	Knob ASM
21:2	94-5021	1	Plate - Locating
21:4	3218-1	2	Nut-Jam
21:5	94-5023	1	Plate - Detent
21:6	94-5027	2	Spring
21:7	255-13	2	Ball-Steel, Stainless

* Not illustrated



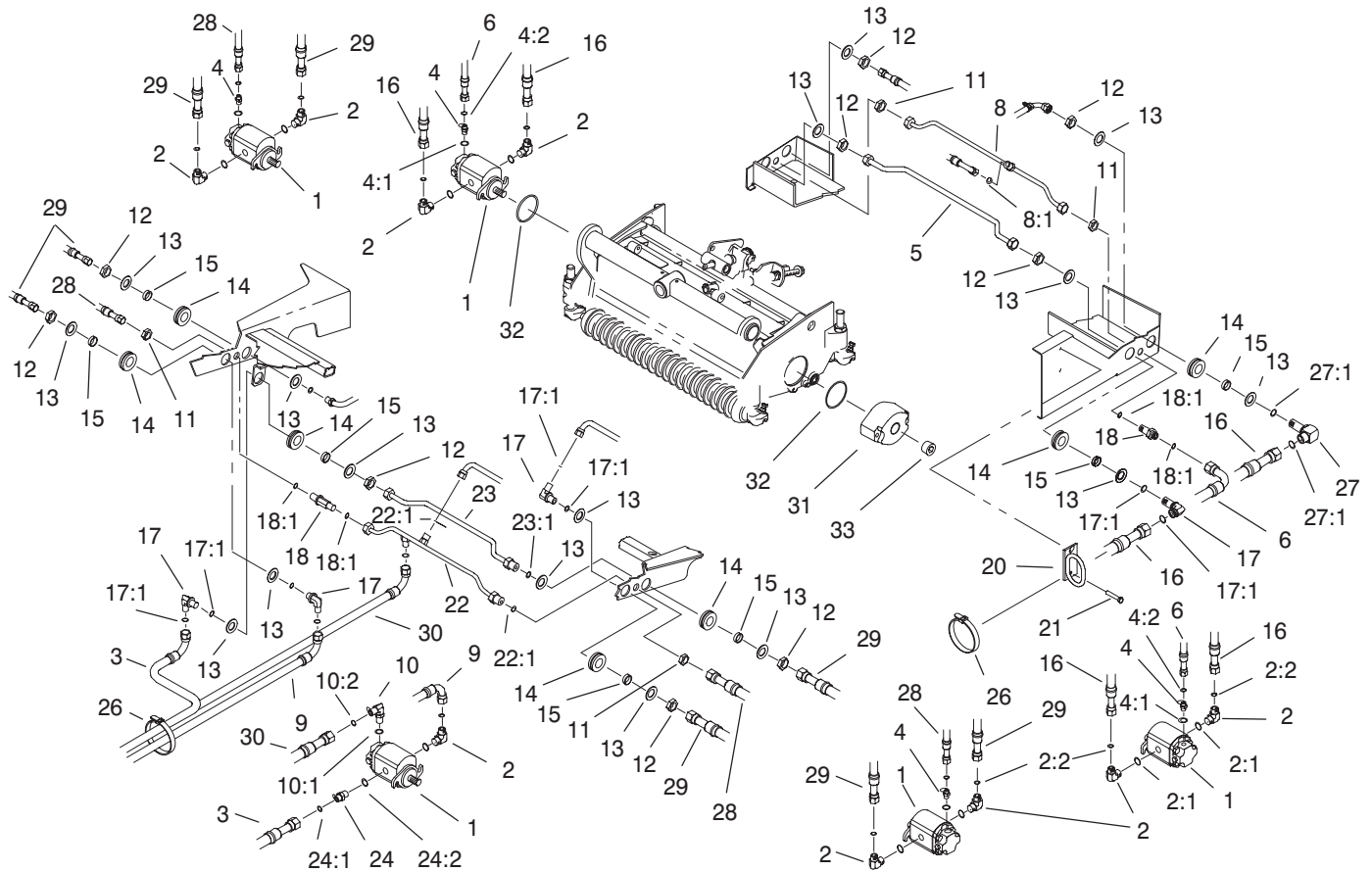
Sheet No.:23

Rear Hydraulic Manifold Assembly

Ref. No.	Part No.	Qty.	Description
1	104-0052	4	Hyd. Hose ASM
2	98-3919	1	Flow Control
2:1	104-0003	1	Cartridge Kit
*2:1:1	104-0004	1	Cartridge Seal Kit
*2:1:2	104-0005	1	Cartridge Knob Kit
3	340-77	2	Fitting-90°
3:1	237-22	1	O-Ring
3:2	237-42	1	O-Ring
4	3253-3	2	Washer-Lock/Sp
5	340-2	4	Adapter
5:1	237-22	1	O-Ring
5:2	237-42	1	O-Ring
7	321-4	2	Screw-HH

Ref. No.	Part No.	Qty.	Description

* Not illustrated



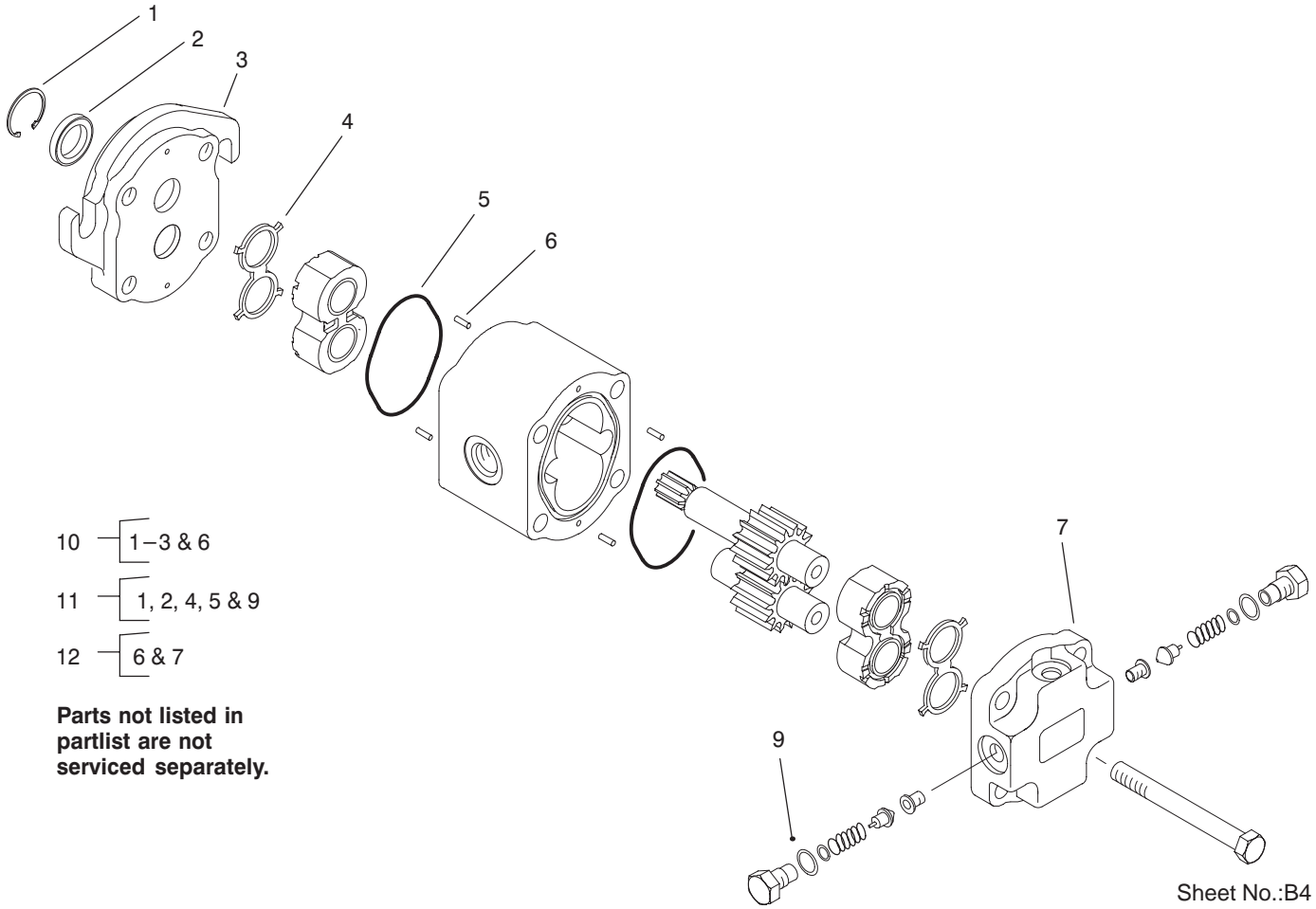
Sheet No.:24

Reel Motor and Hose Assembly

Ref. No.	Part No.	Qty.	Description
1	98-9999	5	Motor-Hydraulic
2	340-98	9	Fitting-90°
2:1	237-79	2	O-Ring
2:2	237-30	2	O-Ring
3	104-0067	1	Hyd. Hose ASM
4	340-92	4	Fitting
4:1	237-78	1	O-Ring
4:2	237-21	1	O-Ring
5	94-4918	1	Tube ASM
6	104-0058	2	Hyd. Hose ASM
8	100-3714	1	Drain Tube ASM
8:1	237-21	1	O-Ring
9	104-0068	1	Hyd. Hose ASM
10	340-132	1	Elbow-90°
10:1	237-78	1	O-Ring
10:2	237-21	1	O-Ring
11	340-70	4	Locknut-Bulkhead
12	340-127	9	Nut-Bulkhead
13	69-8930	18	Washer
14	240-5	9	Grommet
15	69-8960	9	Spacer
16	104-0057	4	Hyd. Hose ASM
17	93-9151	5	Fitting-Hydraulic
17:1	237-30	2	O-Ring
18	340-71	3	Fitting-Straight, Bulkhead

Ref. No.	Part No.	Qty.	Description
18:1	237-22	2	O-Ring
20	104-0028	2	Hose Guide
21	32104-32	4	Screw-HH
22	104-0094	1	Tube-ASM
22:1	237-22	3	O-Ring
23	104-0092	1	Tube-ASM
23:1	237-30	1	O-Ring
24	340-4	1	Adapter
24:1	237-30	1	O-Ring
24:2	237-79	1	O-Ring
26	3290-379	10	Tie-Cable
27	100-3713	2	Fitting-Hyd., 90 Bulkhead
27:1	237-30	2	O-Ring
28	104-0063	2	Hyd. Hose ASM
29	104-0069	4	Hyd. Hose ASM
30	104-0064	1	Hyd. Hose ASM
31	94-4347-03	5	Weight-End
32	93-9783	10	O-Ring
33	93-8717	5	Plug-Pipe
34	98-1851	1	Bar - Guage
35	32122-54	2	Screw-Head, Truss
36	32103-3	2	Nut-Wing
37	98-7976	1	Decal-Bar, Guage

3325-229



- 10 — 1-3 & 6
- 11 — 1, 2, 4, 5 & 9
- 12 — 6 & 7

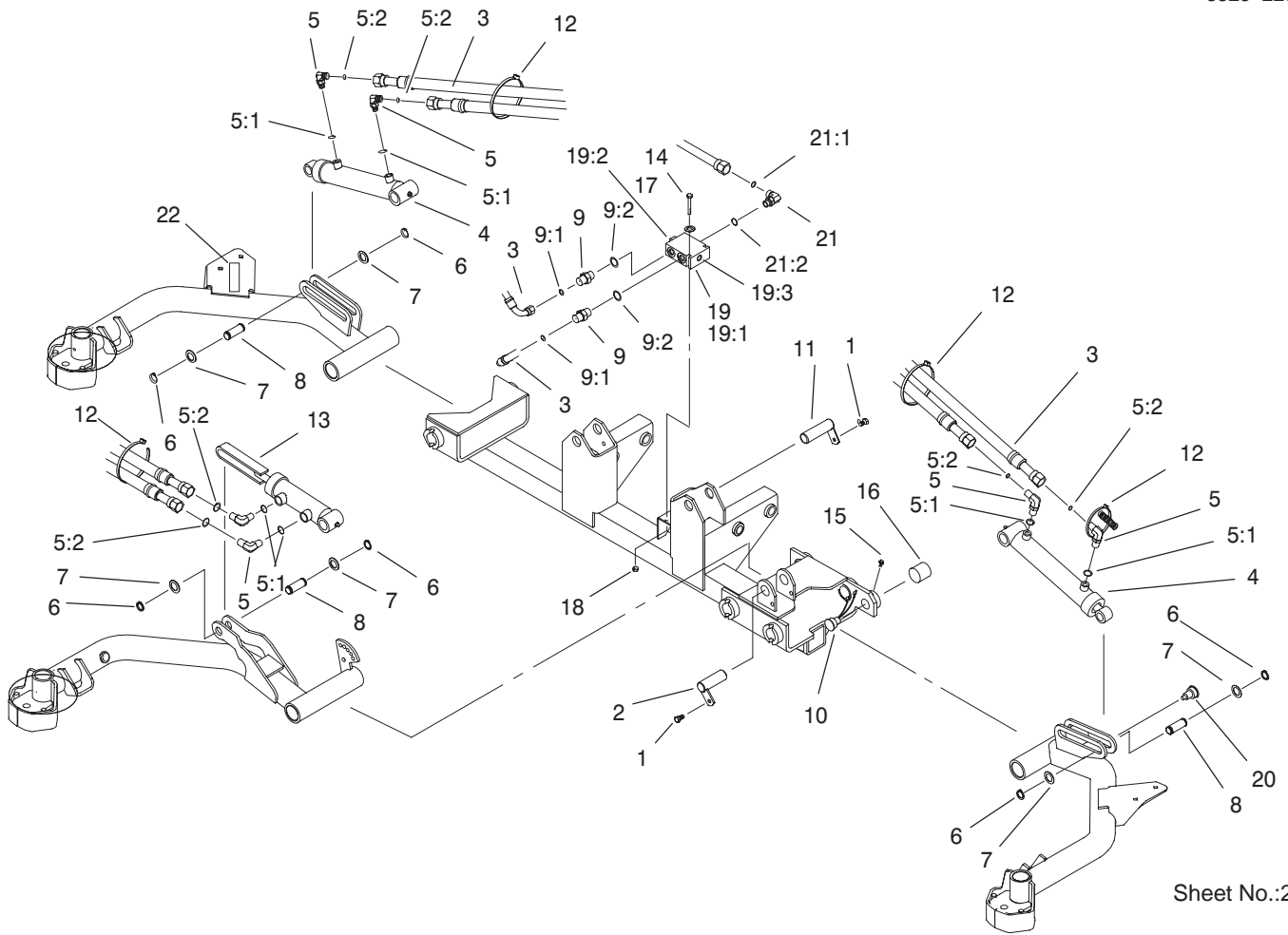
Parts not listed in partlist are not serviced separately.

Sheet No.:B4
T-3503

Reel Motor No. 98-9999

Ref. No.	Part No.	Qty.	Description
10	93-9152	2	Flange Kit
11	98-9997	2	Seal Kit
12	93-9154	2	Valve Block Kit

Ref. No.	Part No.	Qty.	Description



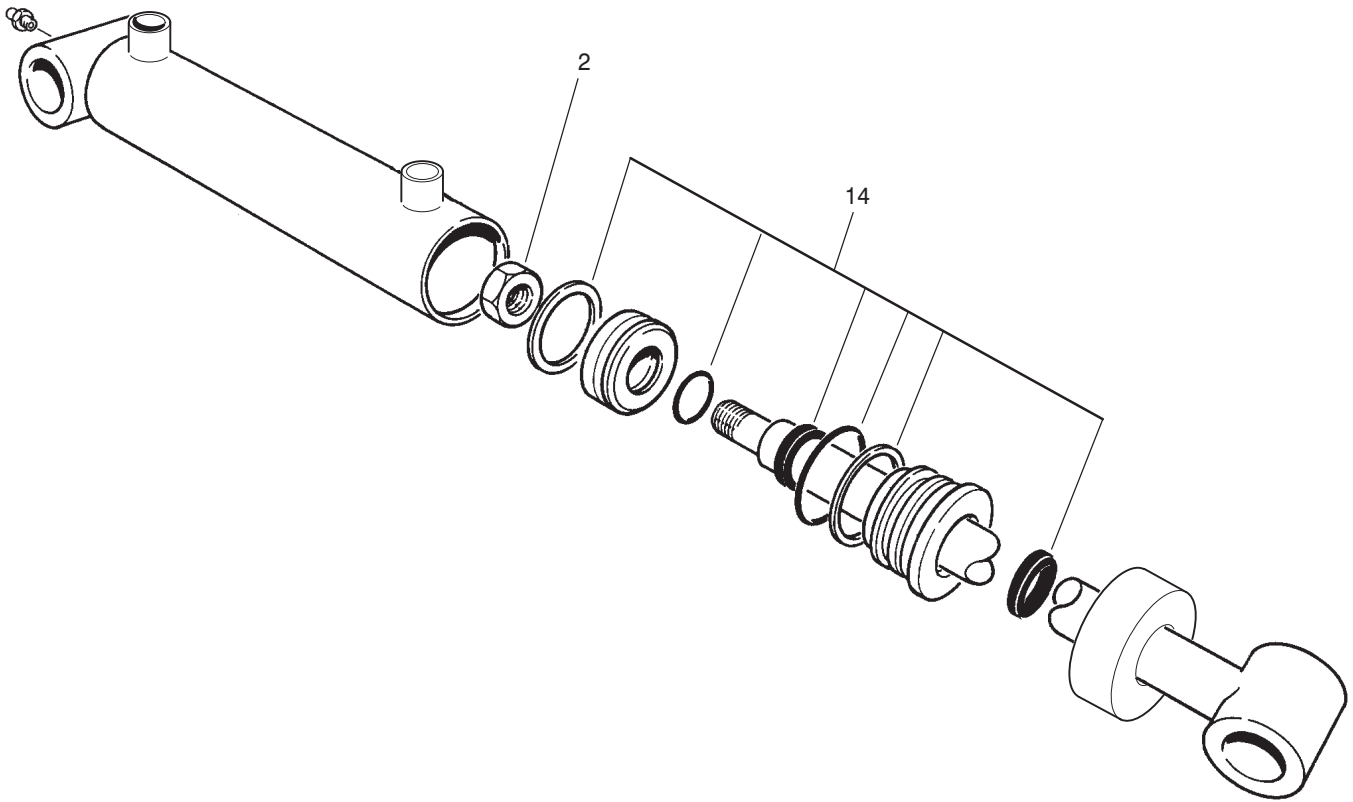
Sheet No.:25

Front Lift Circuit Assembly

Ref. No.	Part No.	Qty.	Description
1	32144-14	3	Screw-HWH
2	83-6790	1	Pin-Cylinder
3	104-0059	2	Hyd. Hose ASM
4	99-6986	2	Cylinder-Hydraulic
5	340-132	6	Elbow-90°
5:1	237-78	2	O-Ring
5:2	237-21	2	O-Ring
6	32120-93	6	Ring-Retaining
7	3-6498	6	Washer-Thrust
8	104-0046	3	Pin - Cylinder Slide
9	340-2	2	Adapter
9:1	237-22	1	O-Ring
9:2	237-42	1	O-Ring
10	92-8002	1	Plug-Reed Switch, Magnet
11	83-6780	2	Cylinder Pin
12	3290-378	2	Tie-Cable
13	99-6987	1	Cylinder-Hyd
14	321-11	2	Screw-HH
15	32104-76	2	Screw-Slot, Acorn
16	75-6370	1	Cap - Sensor
17	3256-1	2	Washer-Flat
18	3296-42	2	Nut-Lock
19	99-6998	1	Divider-Flow
19:1	99-5645	1	Body
19:2	99-5646	1	Cartridge

Ref. No.	Part No.	Qty.	Description
19:3	353-989	1	Plug-Hex, Hollow
19:3:1	237-42	1	O-Ring
*19:4	99-5647	1	Seal Kit
20	92-8754	1	Plug-Reed Switch, Magnet
21	340-77	1	Fitting-90°
21:1	237-22	1	O-Ring
21:2	237-42	1	O-Ring
22	93-6687	1	Decal-Step, No

* Not illustrated

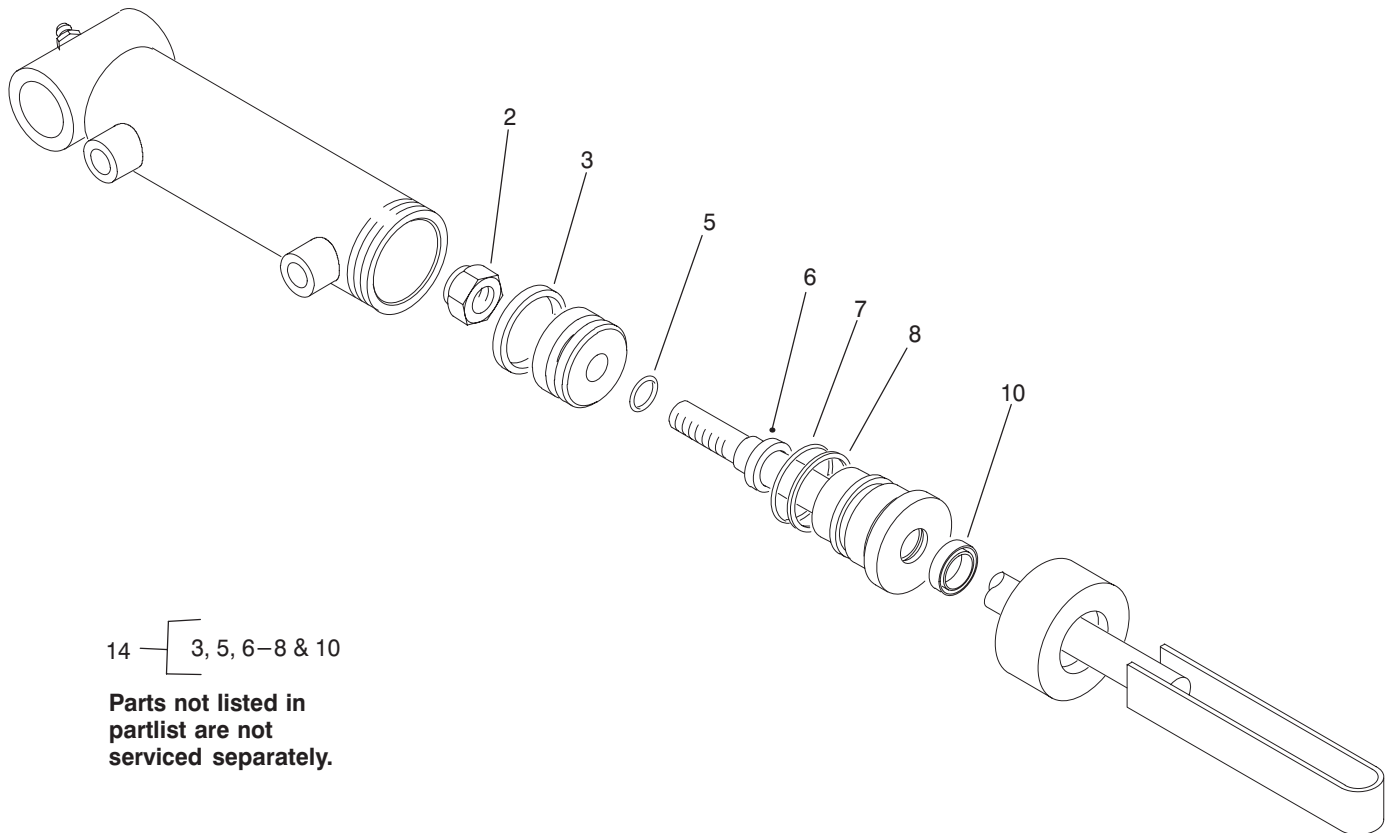


Sheet No.:B5
T-3383

Hydraulic Cylinder Assembly No. 99-6987

Ref. No.	Part No.	Qty.	Description
2	32152-10	1	Locknut-Deform, Top
14	100-8023	1	Kit-Repair, Seal

Ref. No.	Part No.	Qty.	Description
----------	----------	------	-------------



14 — [3, 5, 6-8 & 10

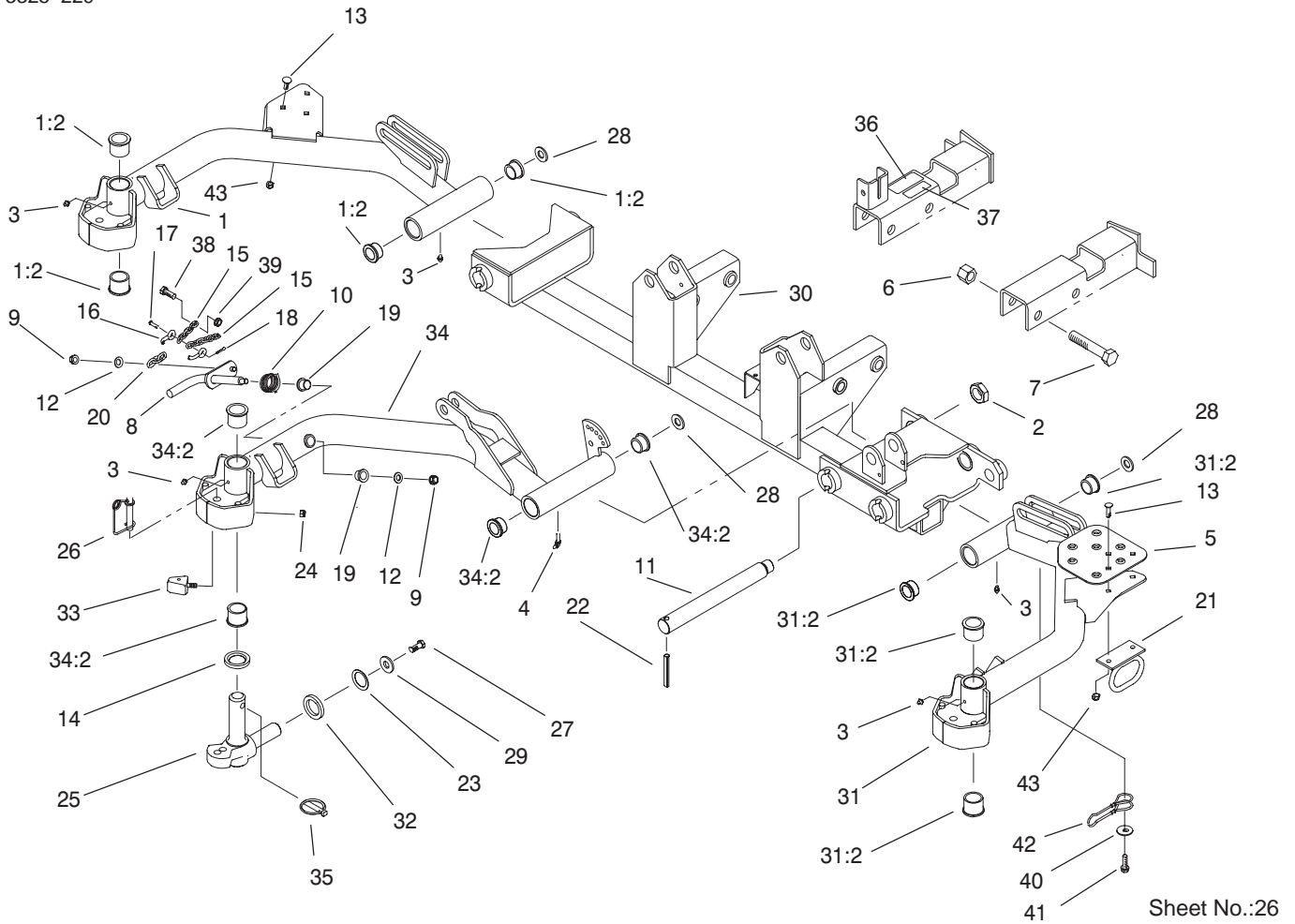
Parts not listed in partlist are not serviced separately.

Sheet No.:B6
T-3501

Hydraulic Cylinder Assembly No. 99-6986

Ref. No.	Part No.	Qty.	Description
2	32152-10	1	Locknut-Deform, Top
14	100-8023	1	Kit-Repair, Seal

Ref. No.	Part No.	Qty.	Description

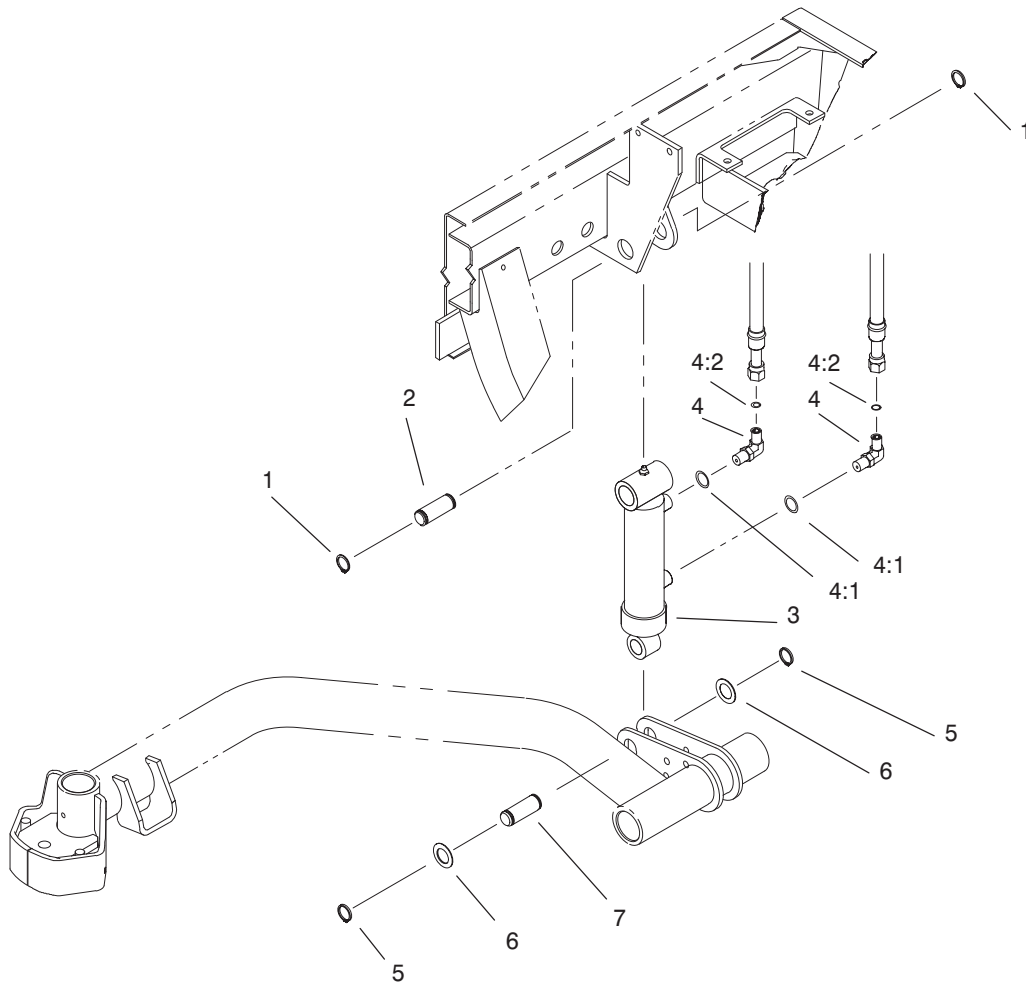


Sheet No.:26

Front Lift Arm Assembly

Ref. No.	Part No.	Qty.	Description
1	99-6905-03	1	Arm ASM #5
1:2	104-0015	2	Bushing-Flange
2	3296-49	3	Nut-Lock NI
3	302-5	5	Fitting - Grease
4	302-60	1	Fitting-Lube
5	104-1438-03	1	Step-Perforated
6	3296-51	4	Nut-Lock, NI
7	328-7	4	Screw-HH
8	99-6941-03	1	Pivot Rod ASM
9	3296-39	2	Nut-Lock, NI
10	98-3929	1	Spring-Torsion
11	95-7158	3	Pin - Pivot
12	3256-24	2	Washer-Flat
13	3230-1	5	Screw-CARR
14	94-8946	3	Washer
15	5-1096	2	Chain-Lift
16	282-4	1	Shackle
17	283-6	1	Pin-Clevis
18	3272-10	1	Pin-Cotter
19	256-287	2	Bushing
20	104-1413	1	Chain - Straight Link
21	104-0028	2	Hose Guide
22	32121-110	3	Pin-Roll, Slotted
23	3-6781	3	Washer-Thrust
24	3296-29	6	Nut-Lock
25	98-1880-03	3	Knuckle - Pivot

Ref. No.	Part No.	Qty.	Description
26	99-5610	3	Pin
27	98-7993	3	Screw-HHF
28	76-2980	3	Washer-Thrust
29	3256-6	3	Washer-Flat
30	99-6913-03	1	Frame-Carrier
31	99-6904-03	1	Arm ASM #4
31:2	104-0015	2	Bushing-Flange
32	98-7974	3	Washer - Thrust
33	99-5605	6	Bumper ASM
34	99-6901-03	1	Arm ASM #1
34:2	104-0015	2	Bushing-Flange
35	283-71	3	Pin-Lynch
36	93-6693	1	Decal-Plate, Floor
37	93-6686	1	Decal-Oil, Hydraulic
38	323-6	1	Screw-HH
39	32128-21	1	Nut-HF
40	3256-57	2	Washer-Flat
41	32144-26	2	Screw-Flow, Penta
42	98-3936	2	Lanyard
43	3296-47	5	Nut-Lock, NI

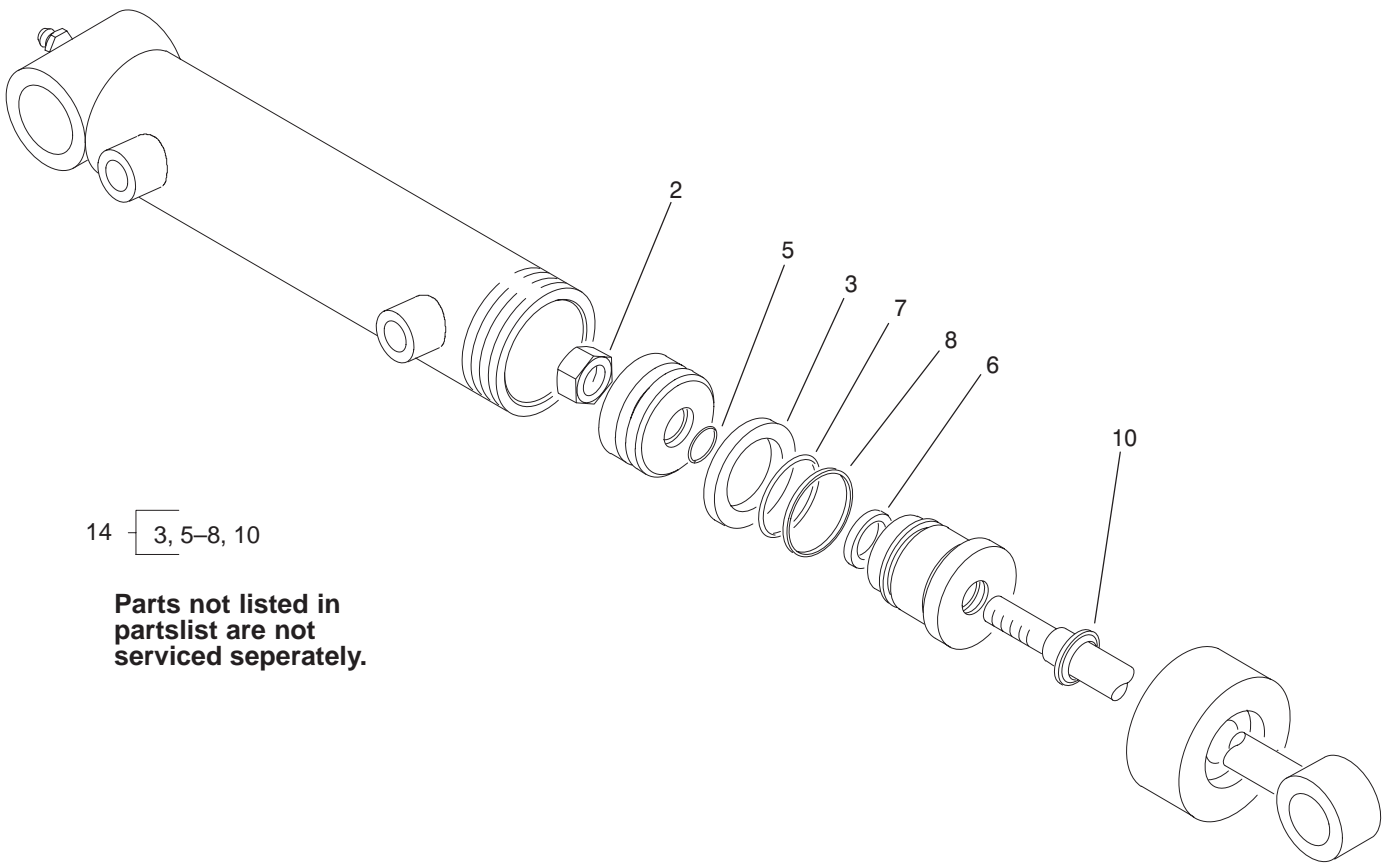


Sheet No.:27

Rear Lift Cylinder Assembly

Ref. No.	Part No.	Qty.	Description
1	32151-36	4	Ring-Retaining
2	75-5360	2	Pin-Cylinder
3	98-3945	2	Cylinder-Hyd.
4	340-132	4	Elbow-90°
4:1	237-78	1	O-Ring
4:2	237-21	1	O-Ring
5	32120-93	4	Ring-Retaining
6	3-6498	4	Washer-Thrust
7	104-0046	2	Pin - Cylinder Slide

Ref. No.	Part No.	Qty.	Description



14 - 3, 5-8, 10

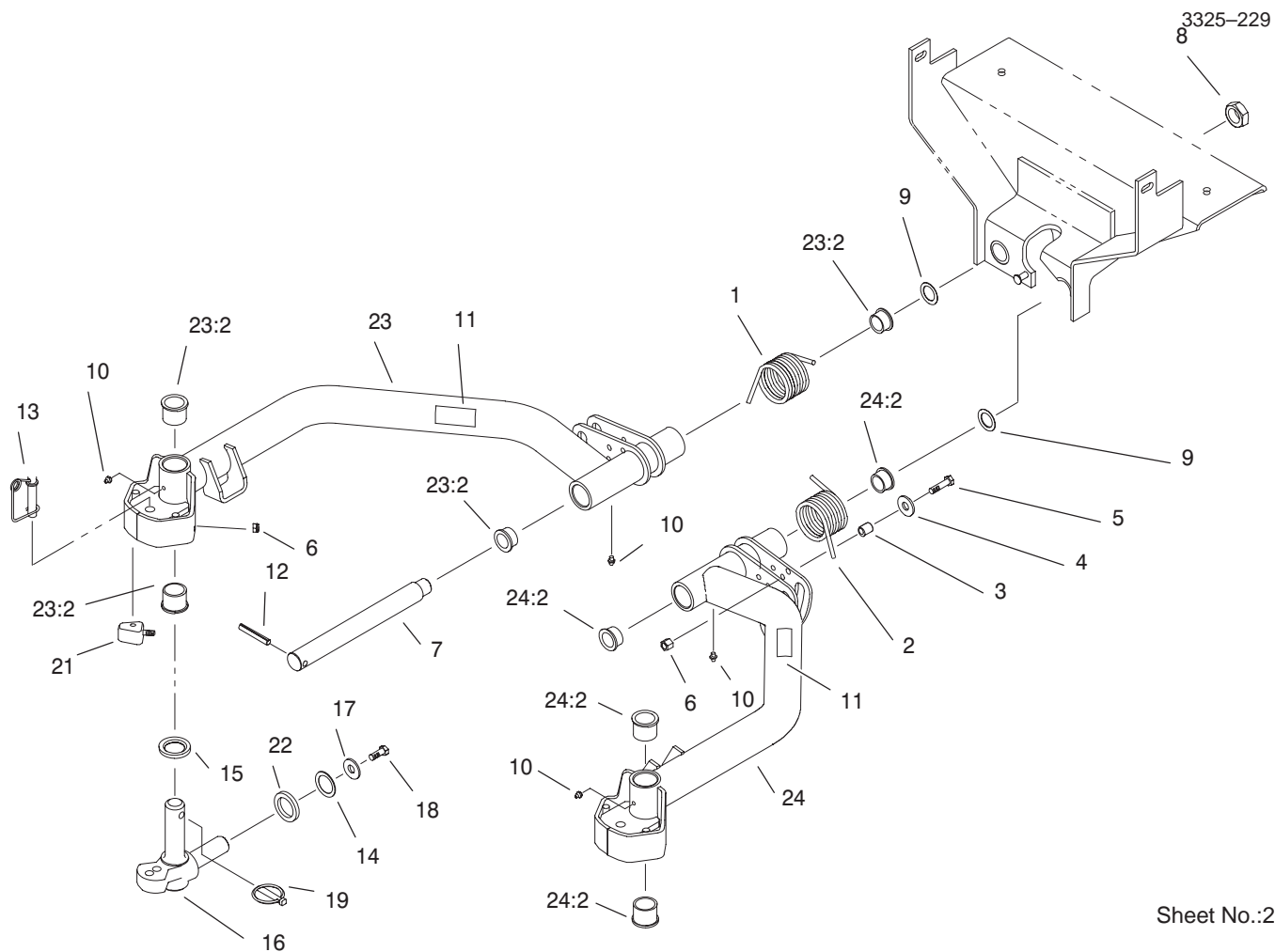
Parts not listed in partslist are not serviced seperately.

T-3576
Sheet No.:B7

Hydraulic Cylinder Assembly No. 98-3945

Ref. No.	Part No.	Qty.	Description
2	32152-10	1	Locknut-Deform, Top
14	100-8023	1	Kit-Repair, Seal

Ref. No.	Part No.	Qty.	Description

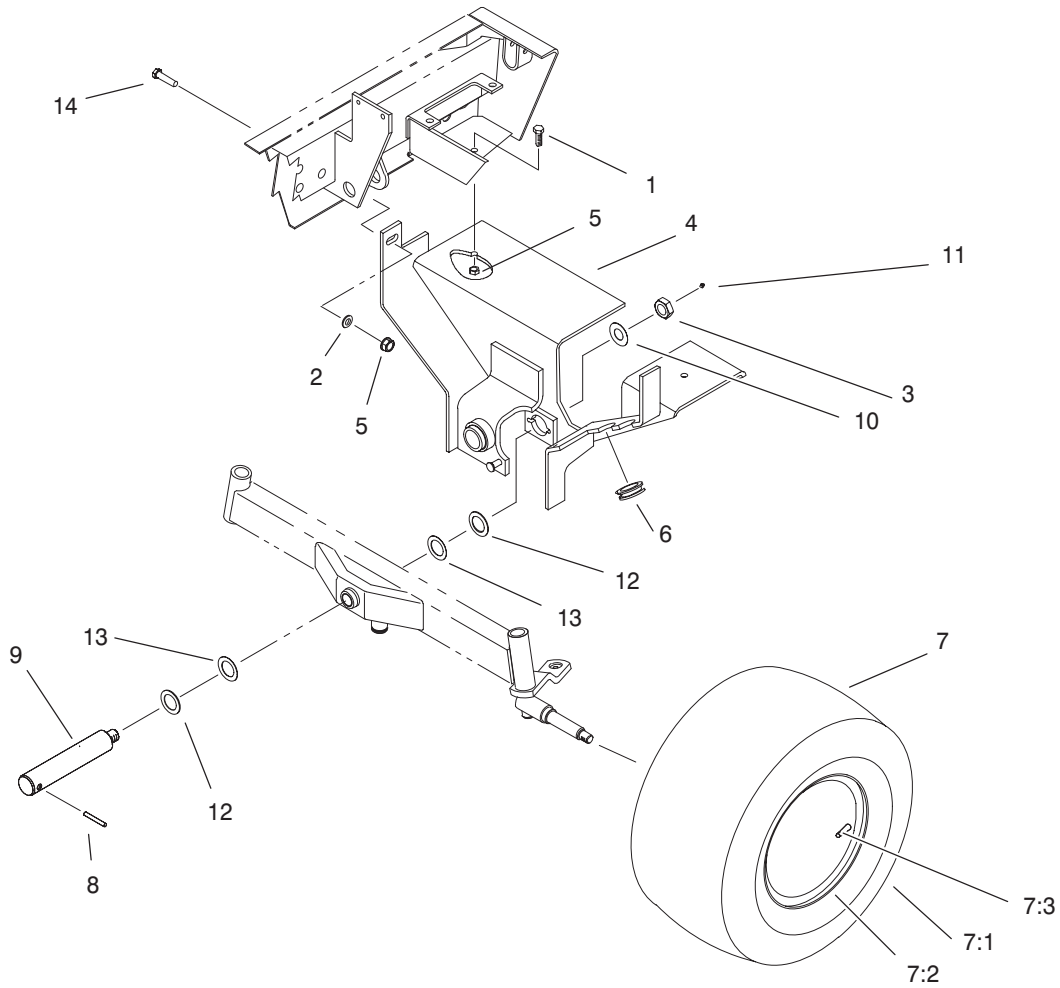


Sheet No.:28

Rear Lift Arm Assembly

Ref. No.	Part No.	Qty.	Description
1	99-5608-03	1	Spring-Torsion, RH
2	99-5609-03	1	Spring-Torsion, LH
3	82-6840	2	Spacer
4	3256-35	2	Washer-Flat
5	322-7	2	Screw-HH
6	3296-29	6	Nut-Lock
7	95-7158	2	Pin - Pivot
8	3296-49	2	Nut-Lock NI
9	76-2980	2	Washer-Thrust
10	302-5	4	Fitting - Grease
11	93-6696	2	Decal-Loaded, Spring
12	32121-110	2	Pin-Roll, Slotted
13	99-5610	2	Pin
14	3-6781	2	Washer-Thrust
15	94-8946	2	Washer
16	98-1880-03	2	Knuckle - Pivot
17	3256-6	2	Washer-Flat
18	98-7993	2	Screw-HHF
19	283-71	2	Pin-Lynch
21	99-5605	4	Bumper ASM
22	98-7974	2	Washer - Thrust
23	99-6903-03	1	Arm ASM #3
23:2	104-0015	2	Bushing-Flange
24	99-6902-03	1	Arm ASM #2
24:2	104-0015	2	Bushing-Flange

Ref. No.	Part No.	Qty.	Description

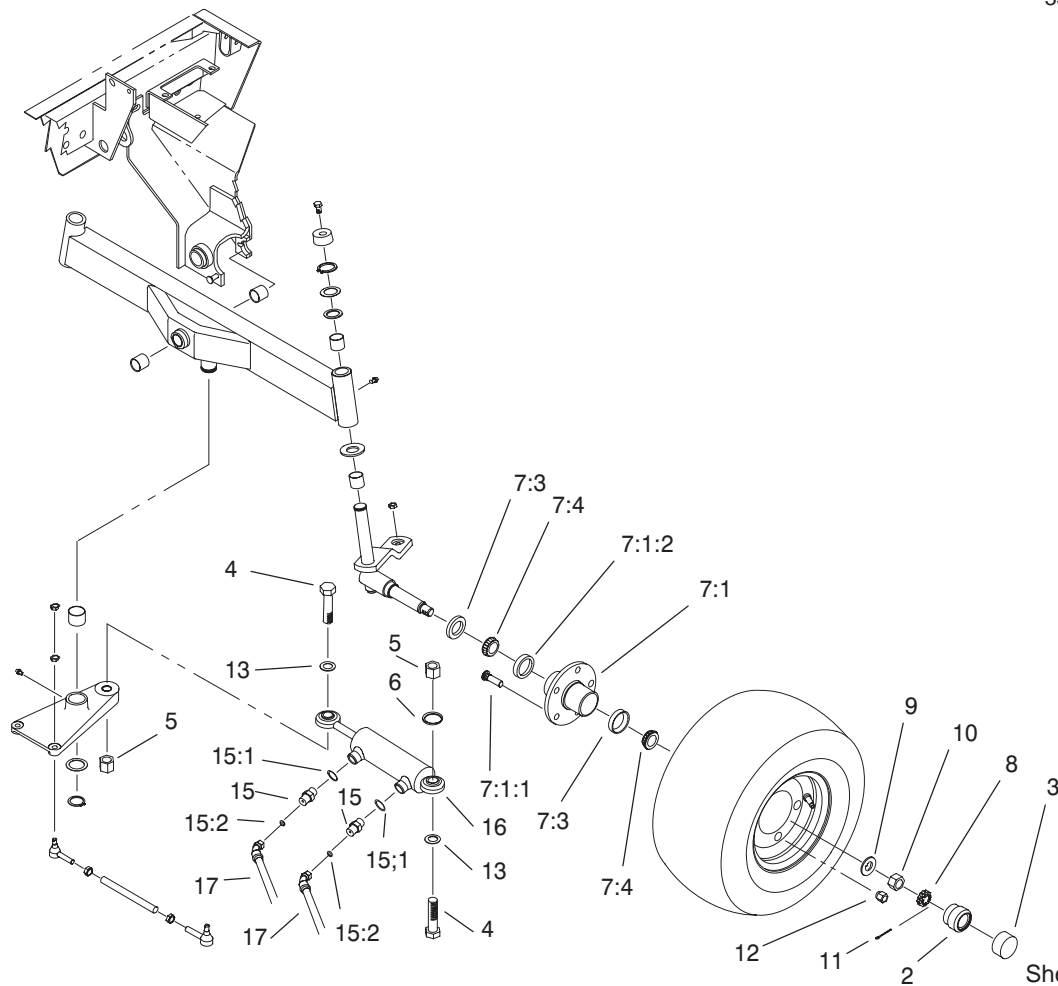


Sheet No.:30

Rear Axle Support

Ref. No.	Part No.	Qty.	Description
1	323-7	2	Screw-HH
2	3256-24	2	Washer-Flat
3	32146-20	1	Nut-Jam
4	99-6940-03	1	Axle Support ASM
5	3296-39	4	Nut-Lock, NI
6	237-165	2	Grommet
7		2	Tire & Wheel ASM
7:1	86-5910	1	Tire
7:2	100-2582	1	Rim
7:3	232-27	1	Stem-Valve
8	32121-32	1	Pin-Roll
9	98-8173-03	1	Pin-Pivot, Axle
10	71-4540	1	Thrust Washer
11	302-2	1	Fitting-Grease
12	99-8431	2	Washer-Thrust
13	99-8432	2	Washer-Thrust
14	323-13	2	Screw-HH

Ref. No.	Part No.	Qty.	Description

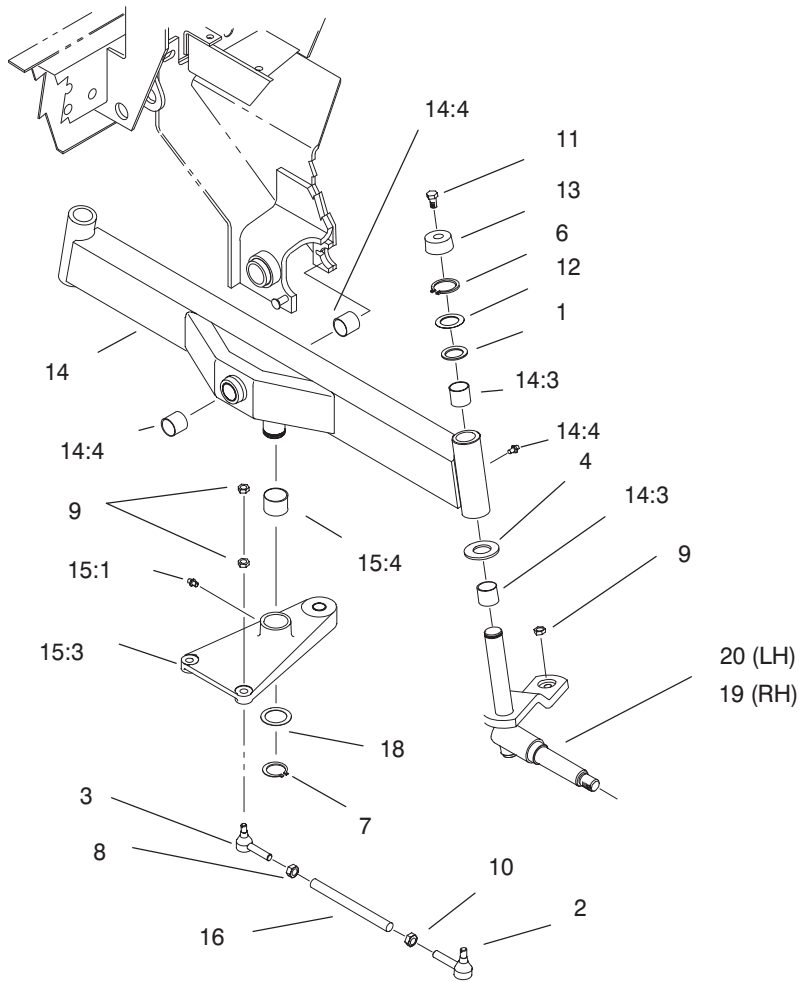


Sheet No.:31

2WD Rear Axle Assembly

Ref. No.	Part No.	Qty.	Description
1		1	Axle-Rear Assembly
1:1		1	Axle-Rear Assembly
2	100-3769	2	Buddy-Bearing
3	100-3809	2	Cap-Bearing Protector
4	328-25	2	Screw-HH
5	32153-6	2	Locknut
6	67-7250	1	Spacer-Ring
7		2	Hub ASM
7:1	21-2820	1	Hub ASM
7:1:1	10-6830	5	Stud-Type, Drive
7:1:2	254-72	2	Bearing-Taper/Cup
7:2	241-119	1	Cap-Dust
7:3	253-129	1	Seal
7:4	254-94	2	Bearing-Taper/Cone
8	93-0307	2	Nut Retainer-Lock
9	93-0309	4	Washer - Tab
10	3220-7	2	Nut-Jam
11	3272-13	2	Pin-Cotter
12	242-50	10	Nut - Lug
13	67-9410	2	Washer
15	340-92	2	Fitting
15:1	237-78	1	O-Ring
15:2	237-21	1	O-Ring
16	75-1200	1	Cylinder - Hydraulic Steering
17	104-1494	2	Hyd. Hose ASM

Ref. No.	Part No.	Qty.	Description

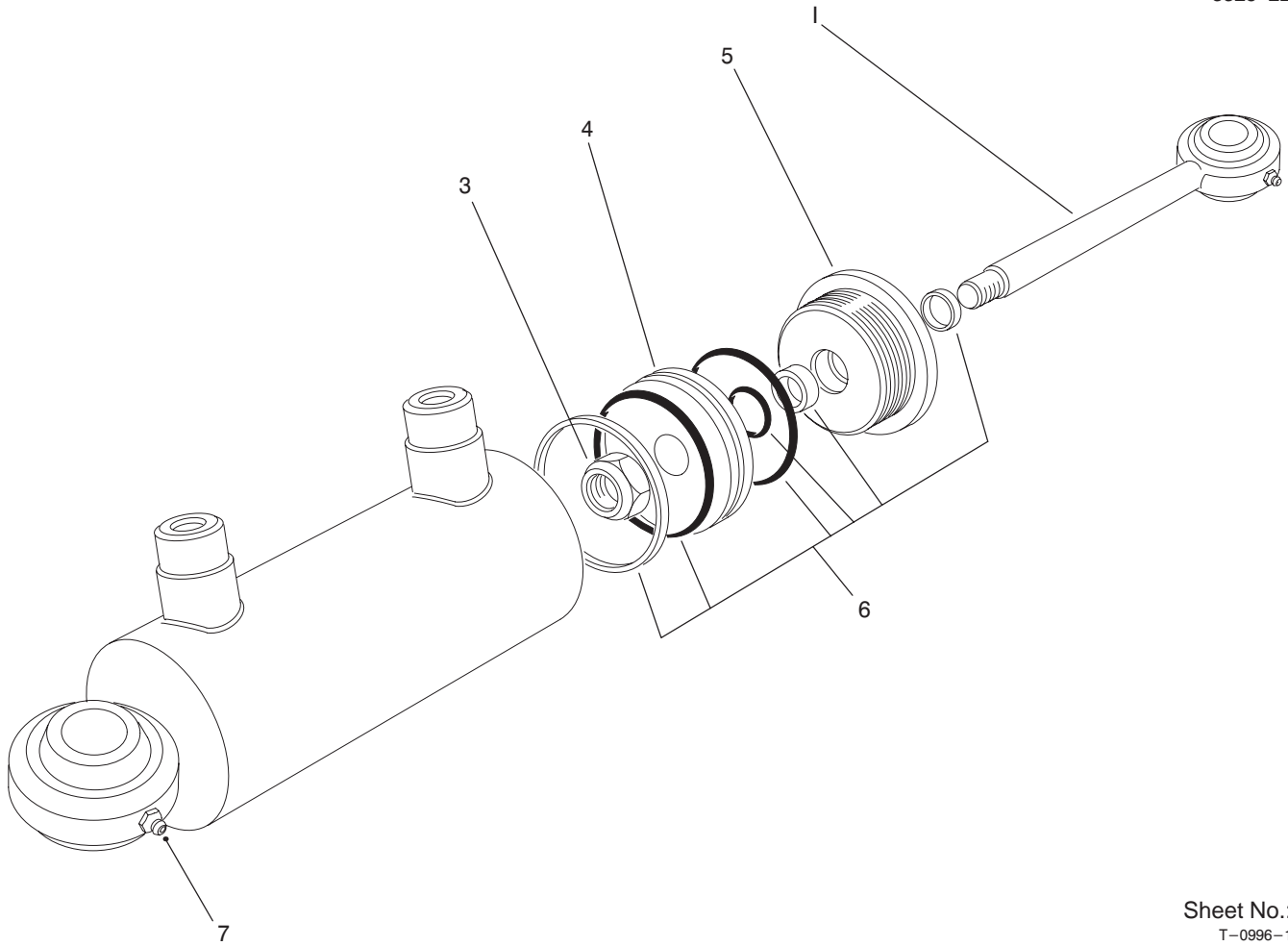


Sheet No.:B8

Rear Axle Assembly

Ref. No.	Part No.	Qty.	Description
1	10-8110	2	Washer-Thrust
2	21-0141	2	RH Socket ASM
3	21-0151	2	LH Socket ASM
4	256-121	2	Washer-Thrust
6	32151-36	2	Ring-Retaining
7	32151-77	1	Ring-Retaining, Ext.
8	3220-12	2	Nut-Jam, LH Thread
9	3220-3	8	Nut-Jam
10	3220-5	2	Nut-Hex Jam
11	3234-13	2	Screw-HHF
12	5-1226	2	Washer
13	66-2990	2	Cap-Spindle
14	99-6935-03	1	Axle-Rear
14:2		1	Axle-Rear
14:2:2	302-5	2	Fitting - Grease
14:2:3	67-1750	4	Bushing
14:2:4	99-6964	2	Bushing-Axle
15	75-4410-03	1	Pivot Plate ASM
15:2		1	Pivot Plate ASM
15:2:1	302-5	1	Fitting - Grease
15:2:3	75-2910	1	Plate-Pivot
15:2:4	76-2970	2	Bushing-Straight
16	75-3130-03	2	Tie Rod
18	76-2980	1	Washer-Thrust
19	93-7000-03	1	Spindle-RH
20	93-7001-03	1	Spindle-LH

Ref. No.	Part No.	Qty.	Description

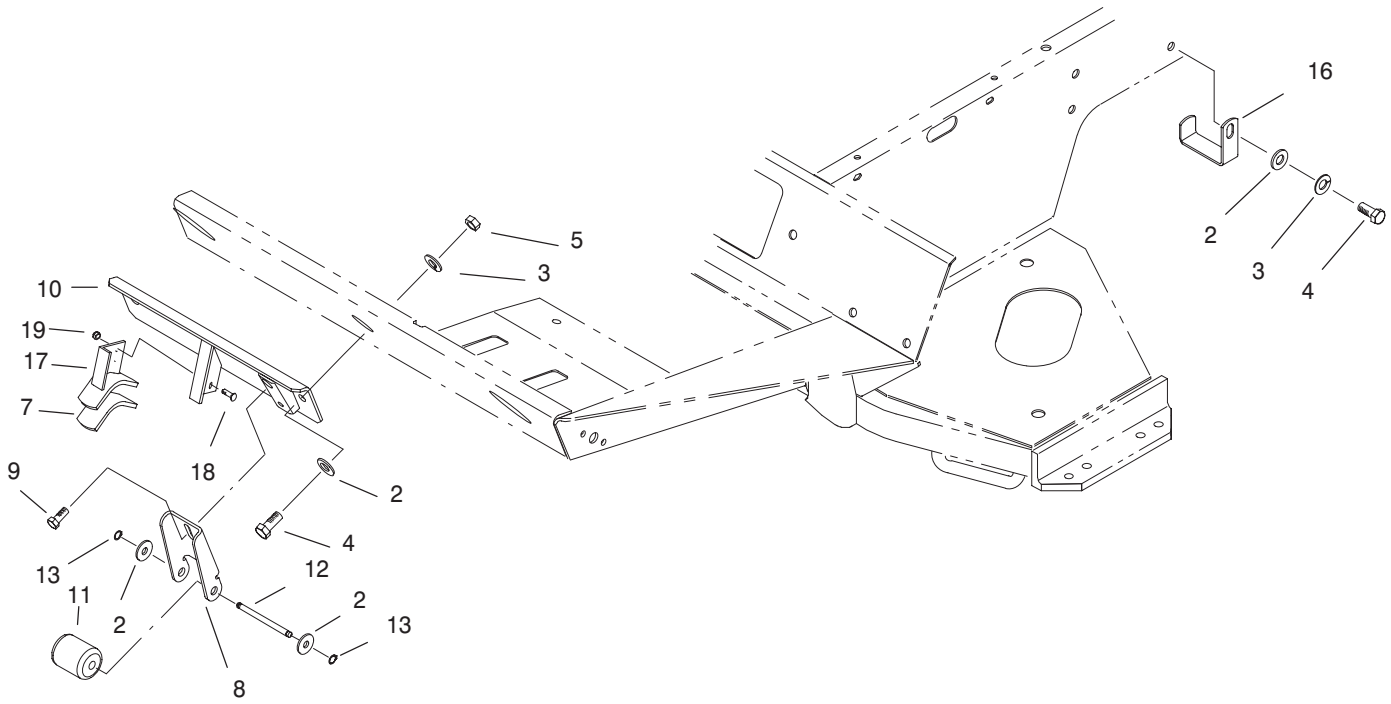


Sheet No.:B9
T-0996-1

Hydraulic Cylinder No. 75-1200

Ref. No.	Part No.	Qty.	Description
1	75-1230	1	Rod-Piston
3	75-1210	1	Nut
4	75-1220	1	Piston
5	75-1260	1	Head
6	75-1250	1	Seal Kit
7	302-5	2	Fitting - Grease

Ref. No.	Part No.	Qty.	Description

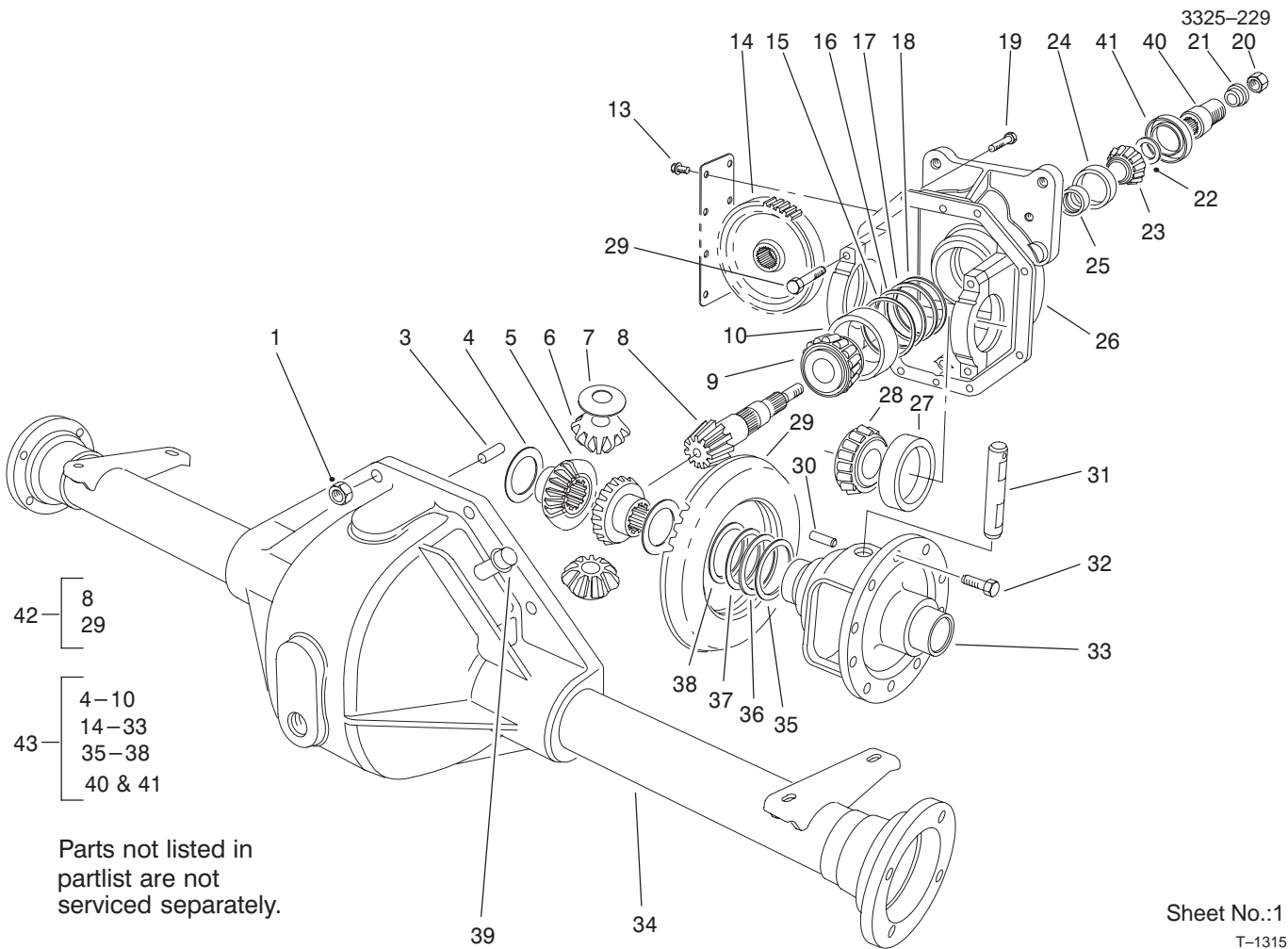


Sheet No.:35

Stabilizer Assembly

Ref. No.	Part No.	Qty.	Description
2	3256-26	6	Washer-Flat
3	3253-7	4	Washer-Lock/Sp
4	325-5	4	Screw-HH
5	3217-9	2	Nut-HH
7	104-1411	1	Guard-Stabilizer
8	99-6938-03	1	Bracket-Tipper
9	3234-1	2	Screw-HHF
10	98-3900-03	1	Stabilizer ASM
11	75-5390	1	Roller
12	75-5400	1	Pin-Roller
13	32151-61	2	Ring-Retaining
16	98-3928	2	Clamp-Hose
17	104-1471-03	1	Saddle ASM
18	3231-2	2	Screw-CARR
19	3296-39	2	Nut-lock, NI

Ref. No.	Part No.	Qty.	Description

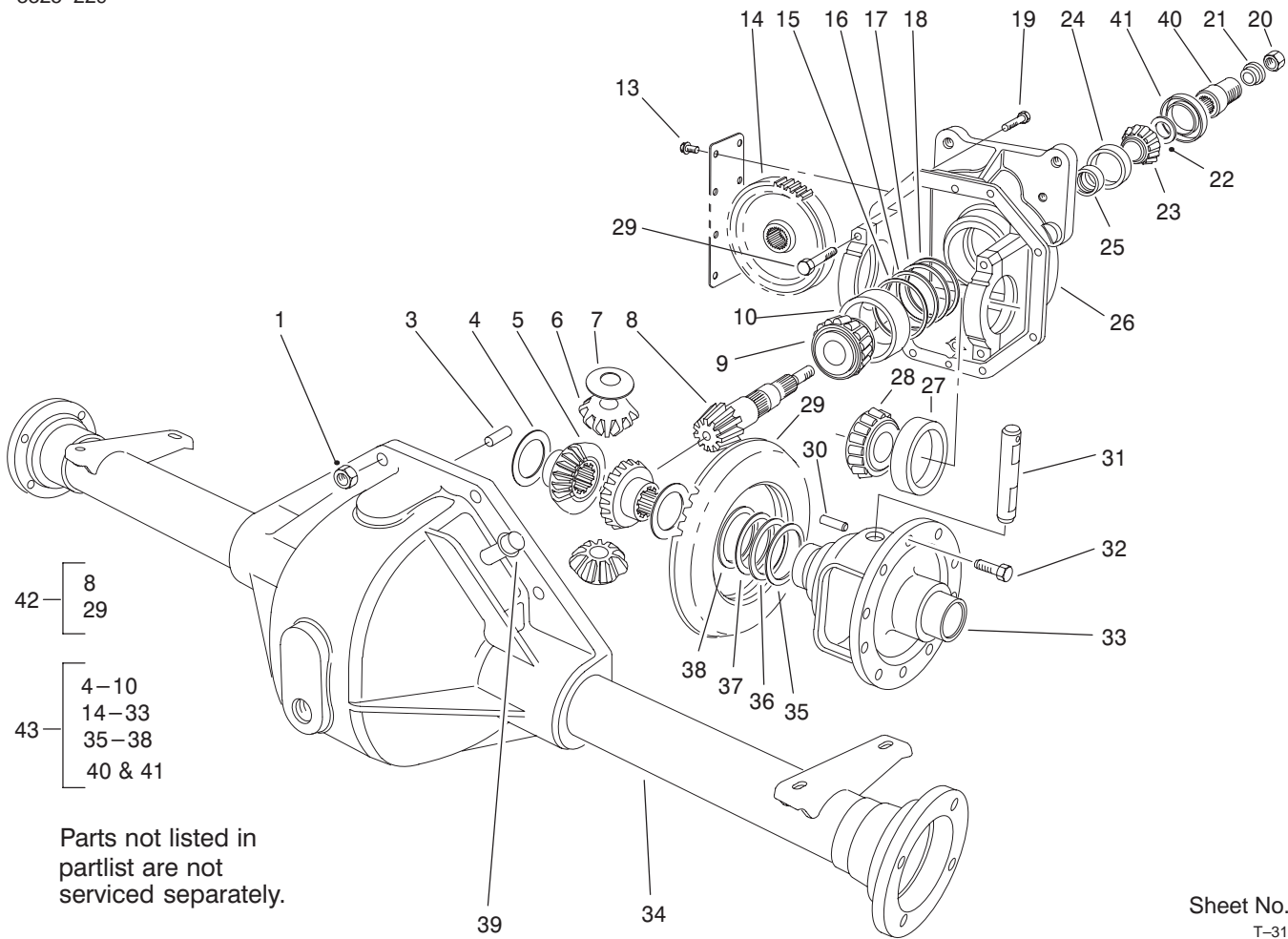


Sheet No.:1
T-1315

Axle Assembly No. 99-6981-03

Ref. No.	Part No.	Qty.	Description
1	32144-5	8	Screw
3	21-8270	2	Pin-Dowel
4	21-7720	2	Washer-Thrust
5	24-8790	2	Diff Gear
6	21-7690	2	Diff Pinion
7	21-7730	2	Pinion Thrust Washer
9	43-6760	1	Bearing-Roller, Cone Taper
10	43-6750	1	Bearing-Taper, Cup
13	32144-112	8	Screw-Forming, Thread
14	86-7230	1	Gear-Input Transmission
15	43-6710	1	Shim
16	43-6711	1	Shim
17	43-6712	1	Shim
18	43-6713	1	Shim
19	3210-8	8	Screw-HH
20	71-4350	1	Nut
21	83-5130	1	Spacer - Pinion
22	72-3570	1	Shim-Bearing, Front
22	72-3571	1	Shim-Bearing, Front
22	72-3572	1	Shim-Bearing, Front
22	72-3573	1	Shim-Bearing, Front
22	72-3574	1	Shim-Bearing, Front
22	72-3575	1	Shim-Bearing, Front

Ref. No.	Part No.	Qty.	Description
22	72-3576	1	Shim-Bearing, Front
22	72-3577	1	Shim-Bearing, Front
22	72-3578	1	Shim-Bearing, Front
22	72-3580	1	Shim-Bearing, Front
22	72-3581	1	Shim-Bearing, Front
22	72-3582	1	Shim-Bearing, Front
22	72-3583	1	Shim-Bearing, Front
22	72-3584	1	Shim-Bearing, Front
22	72-3585	1	Shim-Bearing, Front
22	72-3586	1	Shim-Bearing, Front
22	72-3587	1	Shim-Bearing, Front
22	72-3588	1	Shim-Bearing, Front
22	72-3590	1	Shim-Bearing, Front
22	72-3591	1	Shim-Bearing, Front
22	72-3592	1	Shim-Bearing, Front
22	72-3593	1	Shim-Bearing, Front
22	72-3594	1	Shim-Bearing, Front
22	72-3595	1	Shim-Bearing, Front
22	72-3596	1	Shim-Bearing, Front
22	72-3597	1	Shim-Bearing, Front
22	72-3598	1	Shim-Bearing, Front
22	72-3600	1	Shim-Bearing, Front
23	254-91	1	Cone-Bearing
24	21-8390	1	Cup-Bearing
25	21-8020	1	Spacer-Bearing
26	93-3619	1	Upper Housing ASM

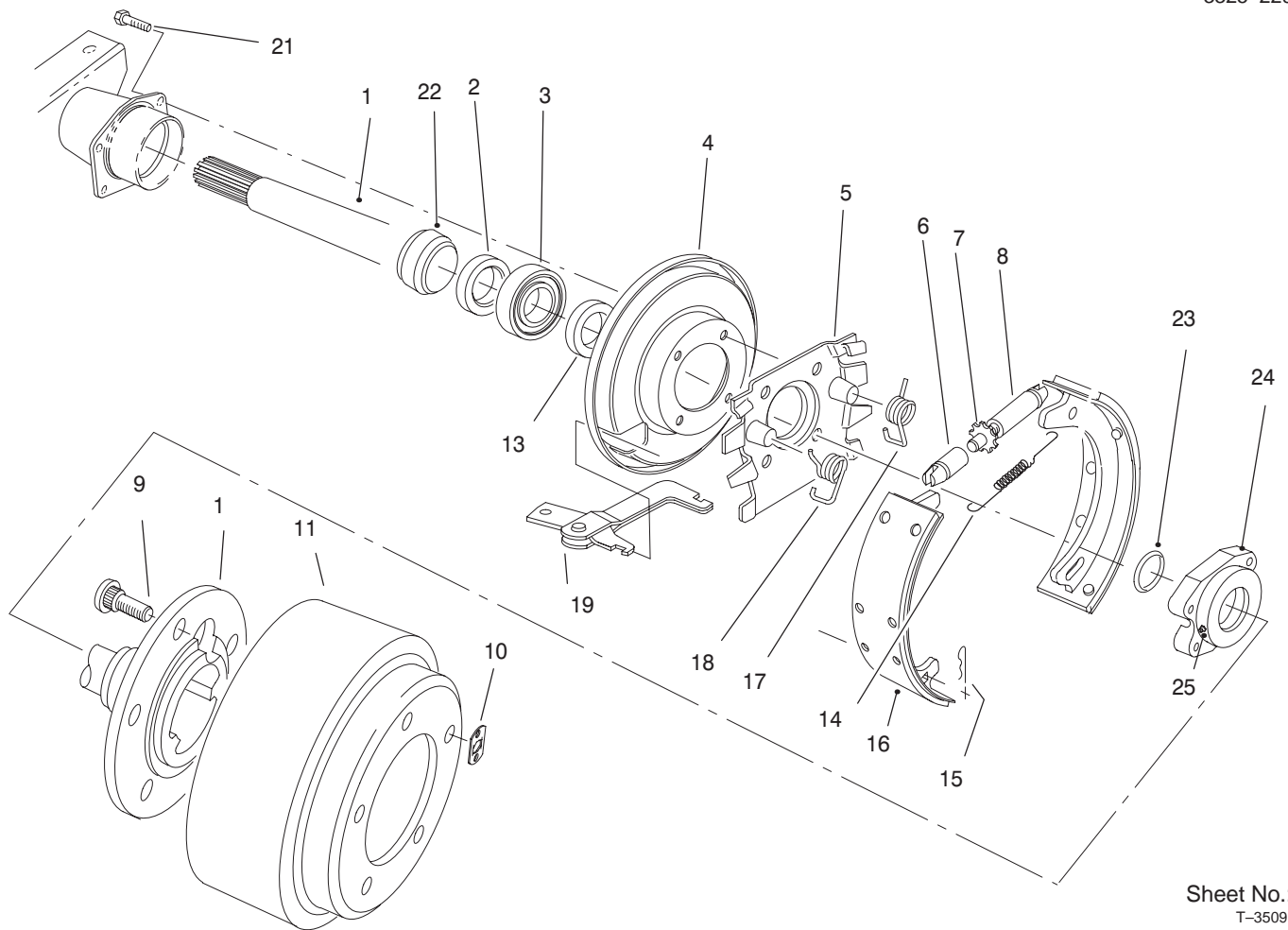


Sheet No.:1
T-3115

Axle Assembly No. 99-6981-03 (Continued)

Ref. No.	Part No.	Qty.	Description
27	254-66	2	Cup-Bearing, Roller
28	254-65	2	Cone-Bearing, Roller
29	92-1773	4	Capscrew - Flange Hd
30	21-7710	1	Pin-Roll
31	21-7700	1	Shaft-Pinion Mate
32	21-7770	5	Screw-Gear, Drive
33	21-7670	1	Case-Differential
34	75-0721	1	Housing ASM
35	21-8120	1	Shim-Bearing, Diff. (.030)
36	21-8110	1	Shim-Bearing, Diff. (.010)
37	21-8100	1	Shim-Bearing, Diff. (.005)
38	21-8090	1	Shim-Bearing, Diff. (.003)
39	72-9420	1	Vent
40	83-4910	1	Coupler-Pinion
41	71-4330	1	Seal
42	93-3618	1	Gear & Pinion ASM
43	93-3617	1	Cover And Carrier Kit

Ref. No.	Part No.	Qty.	Description



Sheet No.:2
T-3509

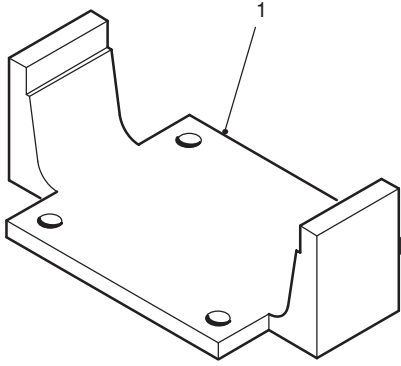
Brake Assembly

Ref. No.	Part No.	Qty.	Description	Ref. No.	Part No.	Qty.	Description
1	100-3840	1	Shaft-Axle, LH	*26	84-8600	1	Packing-Shoes Lined
1	100-3841	1	Shaft-Axle, RH	*27	92-8775	1	Liquid Gasket Kit
2	100-3842	2	Seal-Oil				
3	21-8180	2	Bearing ASM				
4	100-3843	2	Shield-Dust				
5	100-3844	2	Spider-Torque				
6	21-9390	2	Socket-Adj. Screw				
7	21-9370	2	Screw-Adj.				
8	21-9380	2	Nut-Pivot				
9	242-34	10	Stud-Drive				
10	21-8360	2	Locknut				
11	28-0680	2	Drum-Brake				
13	100-3845	2	Seal-Grease				
14	21-9440	2	Spring-Adj. Screw				
15	21-9460	4	Retainer-Lever, Brake				
16	84-8590	4	Shoe And Lining ASM				
17	21-9420	2	Spring-Return, Shoe				
18	21-9430	2	Spring-Shoe Return, RH				
19	24-9180	2	Strut & Lever ASM				
21	100-3846	8	Screw-Special				
22	100-3847	2	Retainer-Bearing				
23	100-3848	2	O-Ring				
24	100-3849	2	Cap-Bearing				
25	100-3850	2	Zerk-Special				

* Not illustrated

SPECIAL TOOLS

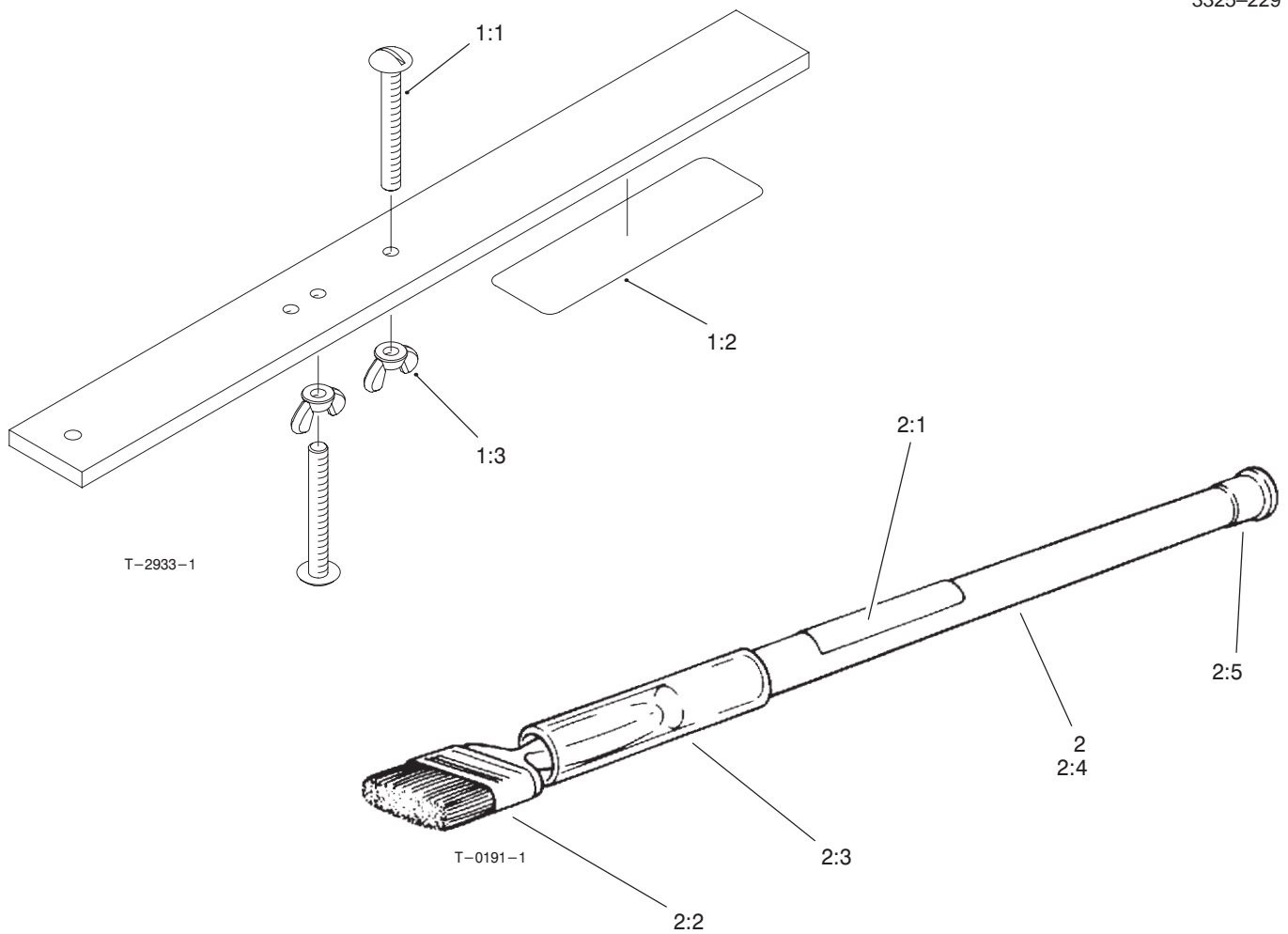
AXLE TOOL NO. *TOR859920



T-1325-1

Ref. No.	Part No.	Description	No. Used
1		Tool-Axle	1

*Obtain these items directly from OTC 2013 4th St. Owatonna, MN. 55060 1-800-533-0492
 (in Minnesota and Canada 1-507-455-7050) Fax. 507-455-7011.



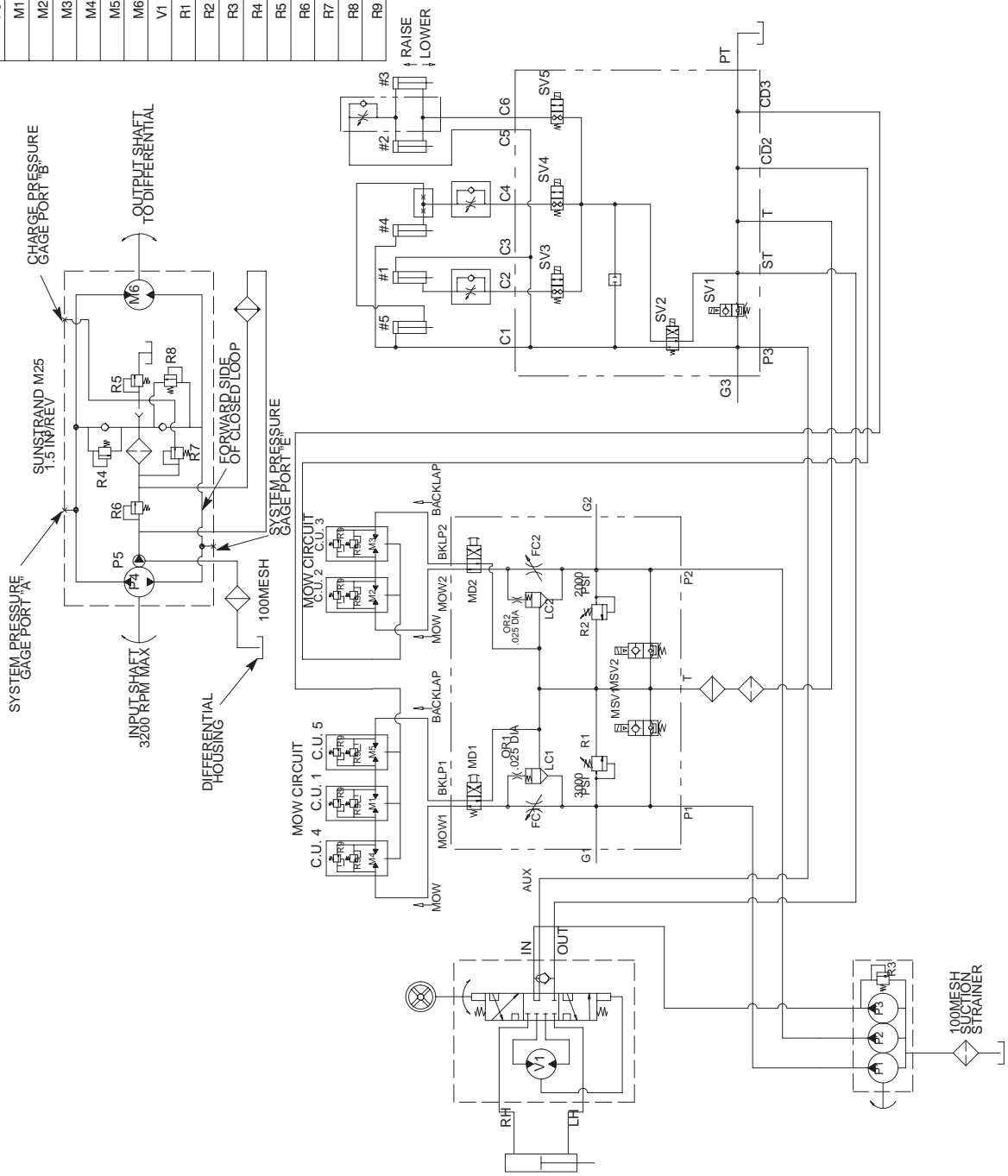
Gauge Bar and Backlapping Brush Assembly

Ref. No.	Part No.	Qty.	Description
1	98-1852	1	Gauge Bar ASM
1:1	32122-54	2	Screw
1:2	98-7976	1	Decal
1:3	32103-3	2	Nut-Wing
2	29-9100	1	Backlapping Brush ASM
2:1	12-9140	1	Decal
2:2	36-4310	1	Brush
2:3	29-9090	1	Hose-Handle
2:4	29-9080	1	Handle
2:5	2410-18	1	Plug

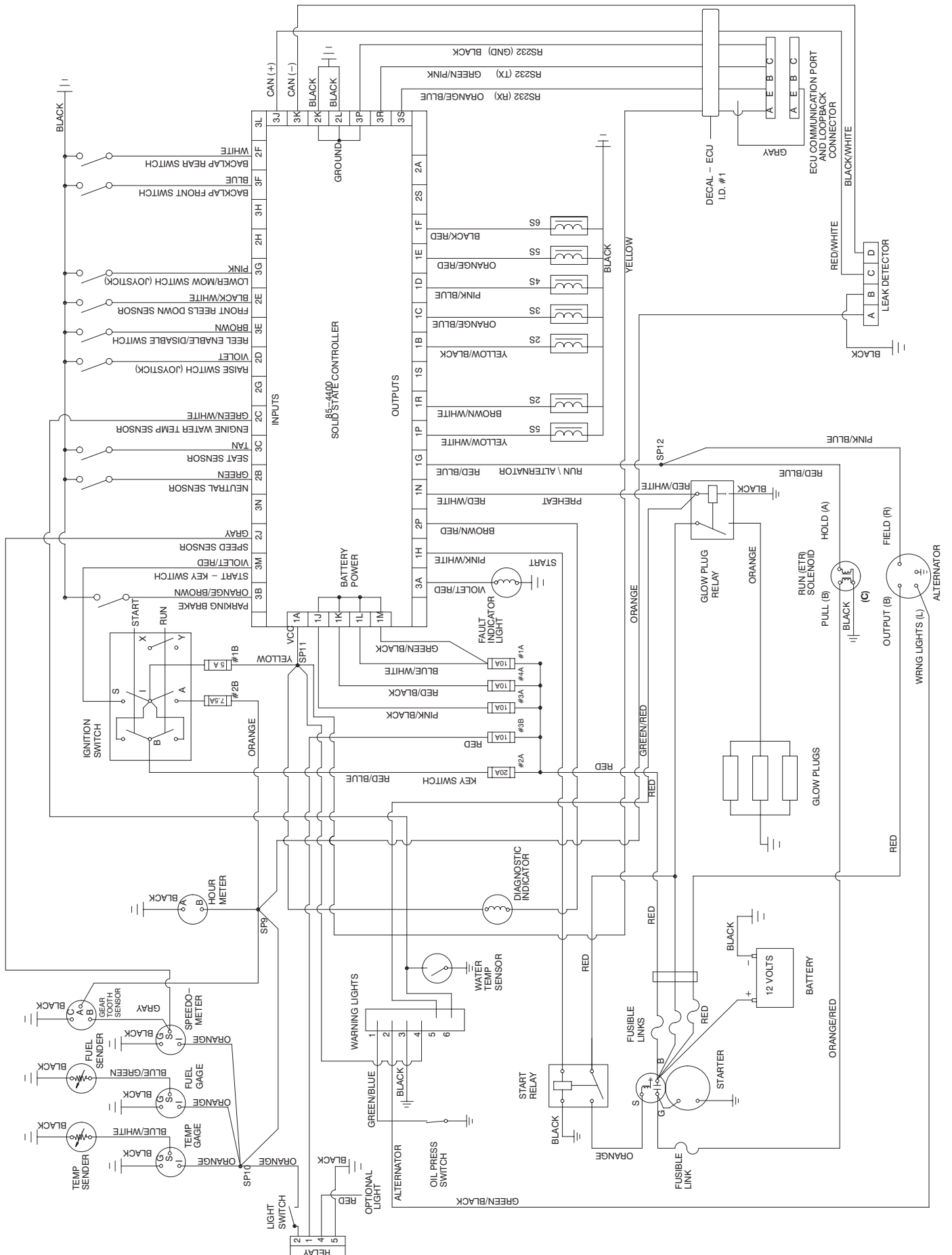
Ref. No.	Part No.	Qty.	Description

Hydraulic Schematic

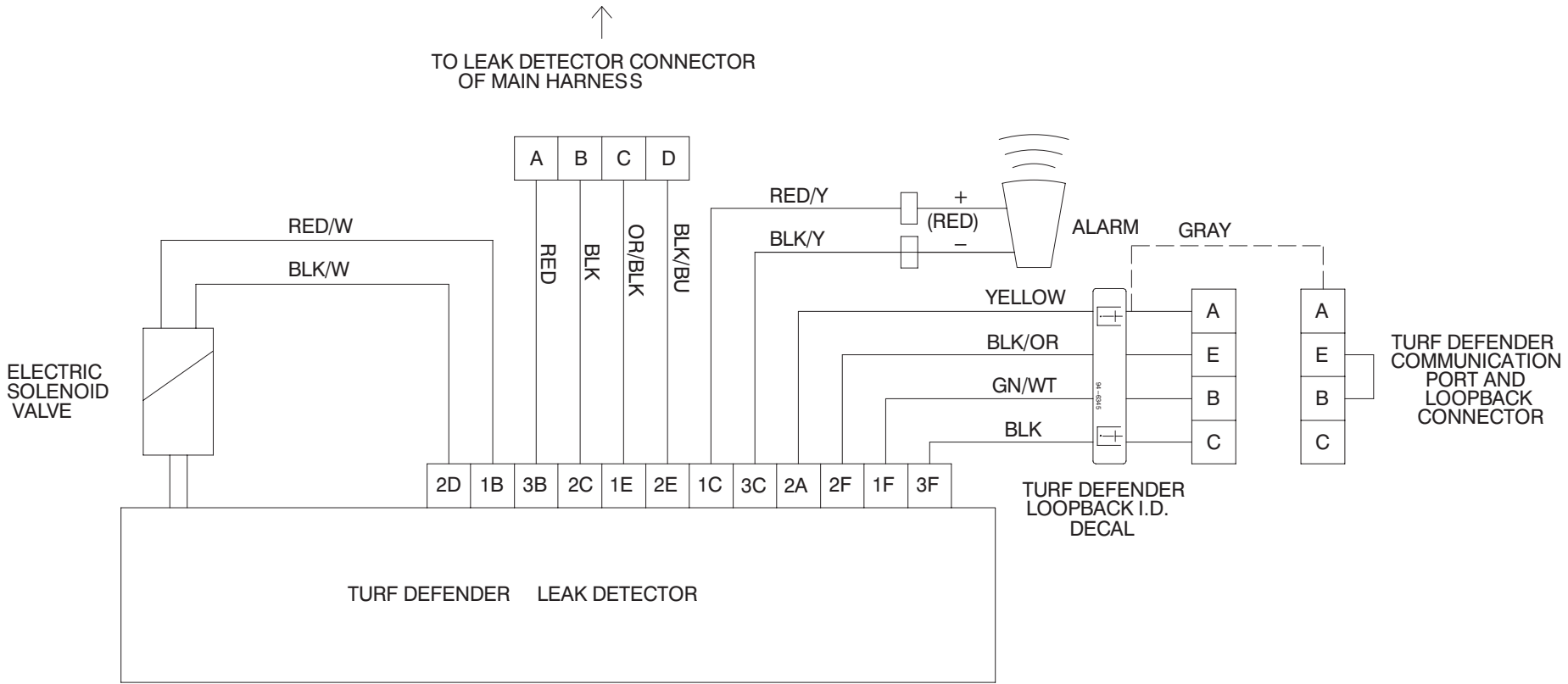
DISPLACEMENT, FLOW RATE AND PRESSURE CHART						
COMPONENT	DISPLACEMENT		PRESSURE		*FLOW RATE	
	in ³ /rev	cm ³ /rev	lbs/in ²	BARS	GPM	
P1	.66	10.8			8.4	31.8
P2	.66	10.8			8.4	31.8
P3	.37	6			4.7	17.8
P4	1.5	25			19.1	72.3
P5	.58	9.5			7.4	28
M1	1.16	19				
M2	1.16	19				
M3	1.16	19				
M4	1.16	19				
M5	1.16	19				
M6	1.51	25				
V1	6.1	100				
R1			3000	207		
R2			3000	138		
R3			1450	100		
R4			3625	250		
R5			150	10		
R6			70	5		
R7			70	5		
R8			3625	250		
R9			1500	103		

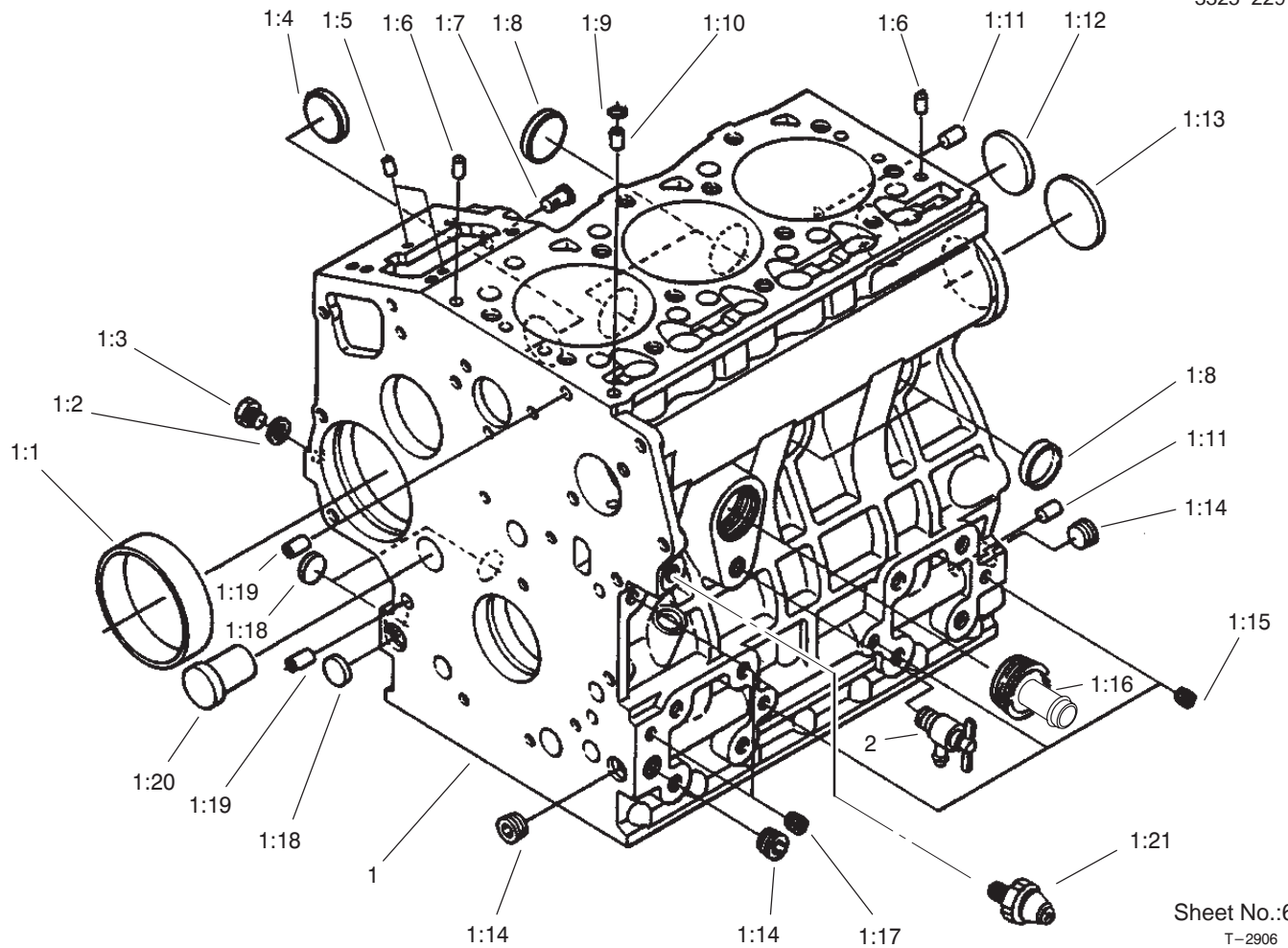


Electrical Schematic



Electrical Schematic – Turfdefender



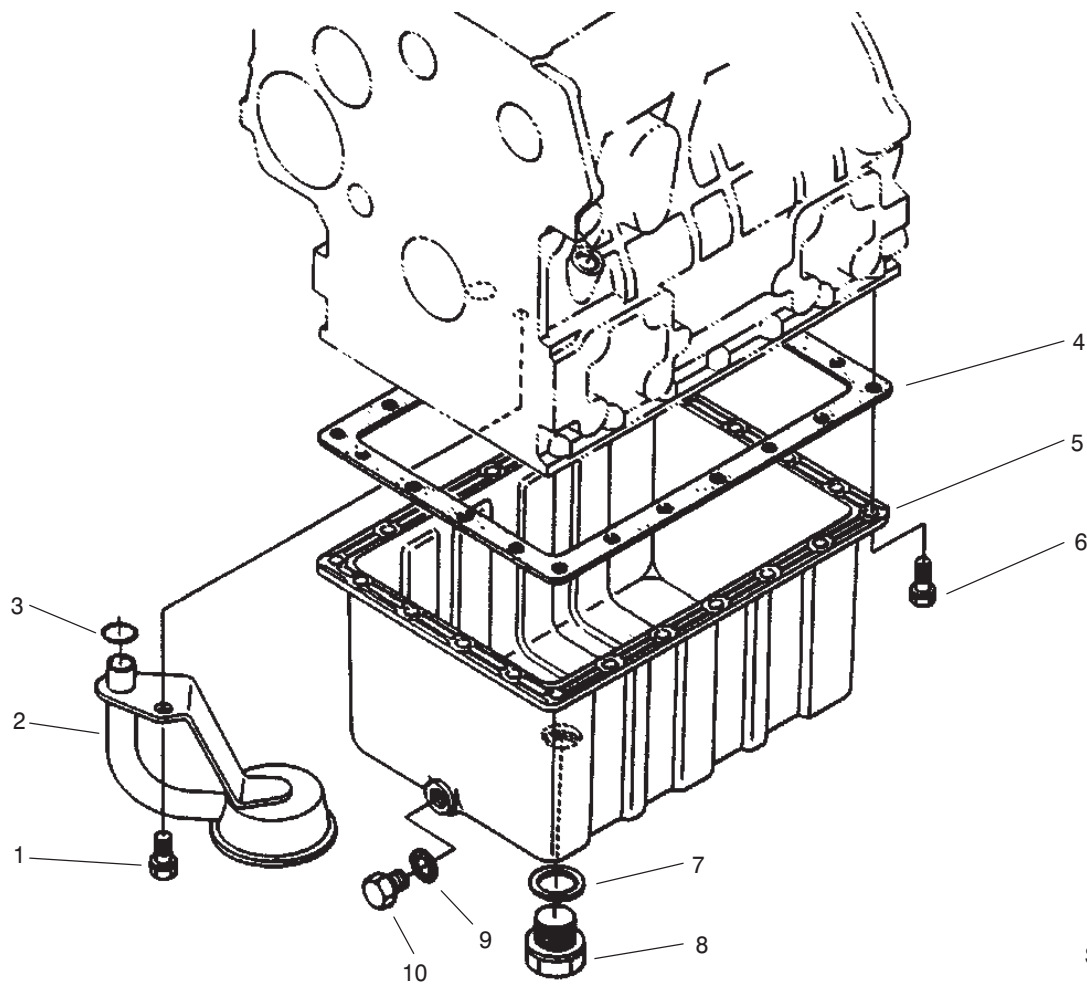


Sheet No.:63
T-2906

Crankcase Assembly

Ref. No.	Part No.	Qty.	Description
1	99-8300	1	Crankcase ASM
1:1	98-9656	1	Bush-Governor, Gear
1:2	98-7428	1	Gasket
1:3	98-7507	1	Plug
1:4	98-9599	1	Plug
1:5	98-9375	2	Pin-Straight
1:6	98-9376	2	Pin-Straight
1:7	98-9630	1	Pin-Spring, Start
1:8	98-9398	4	Cap-Sealing
1:9	98-7509	1	O-Ring
1:10	98-9539	1	Pin-Pipe
1:11	98-9377	2	Pin-Straight
1:12	98-7539	1	Cap-Sealing
1:13	98-9668	1	Plug
1:14	98-9597	3	Plug
1:15	98-7540	3	Cap-Sealing
1:16	99-8347	1	Joint-Pipe, Drain
1:17	98-7487	2	Plug
1:18	98-9379	3	Plug
1:19	98-9387	2	Pin-Pipe
1:20	98-9675	1	Plug
1:21	98-9416	1	Switch-Oil
2	98-9436	1	Drain Cock ASM

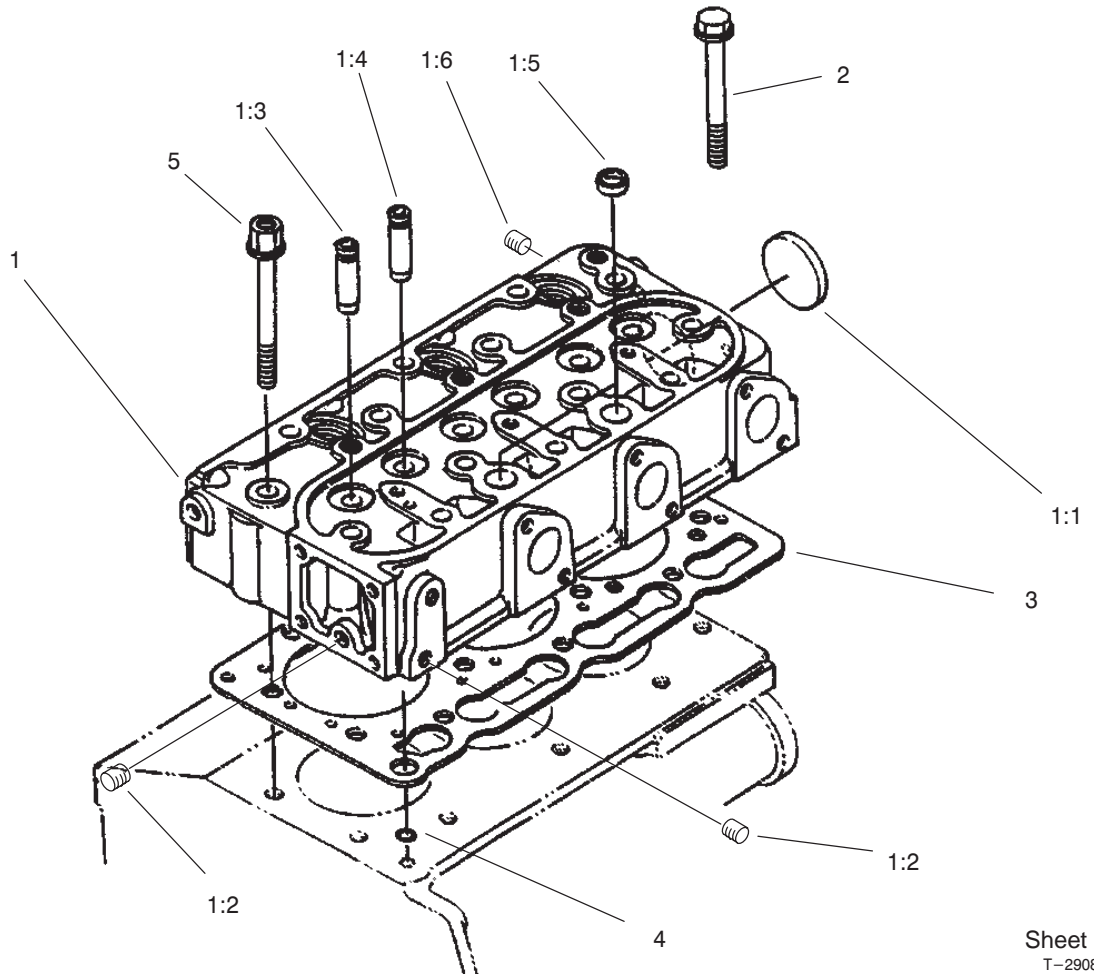
Ref. No.	Part No.	Qty.	Description



Sheet No.:64
T-2907

Oil Pan Assembly

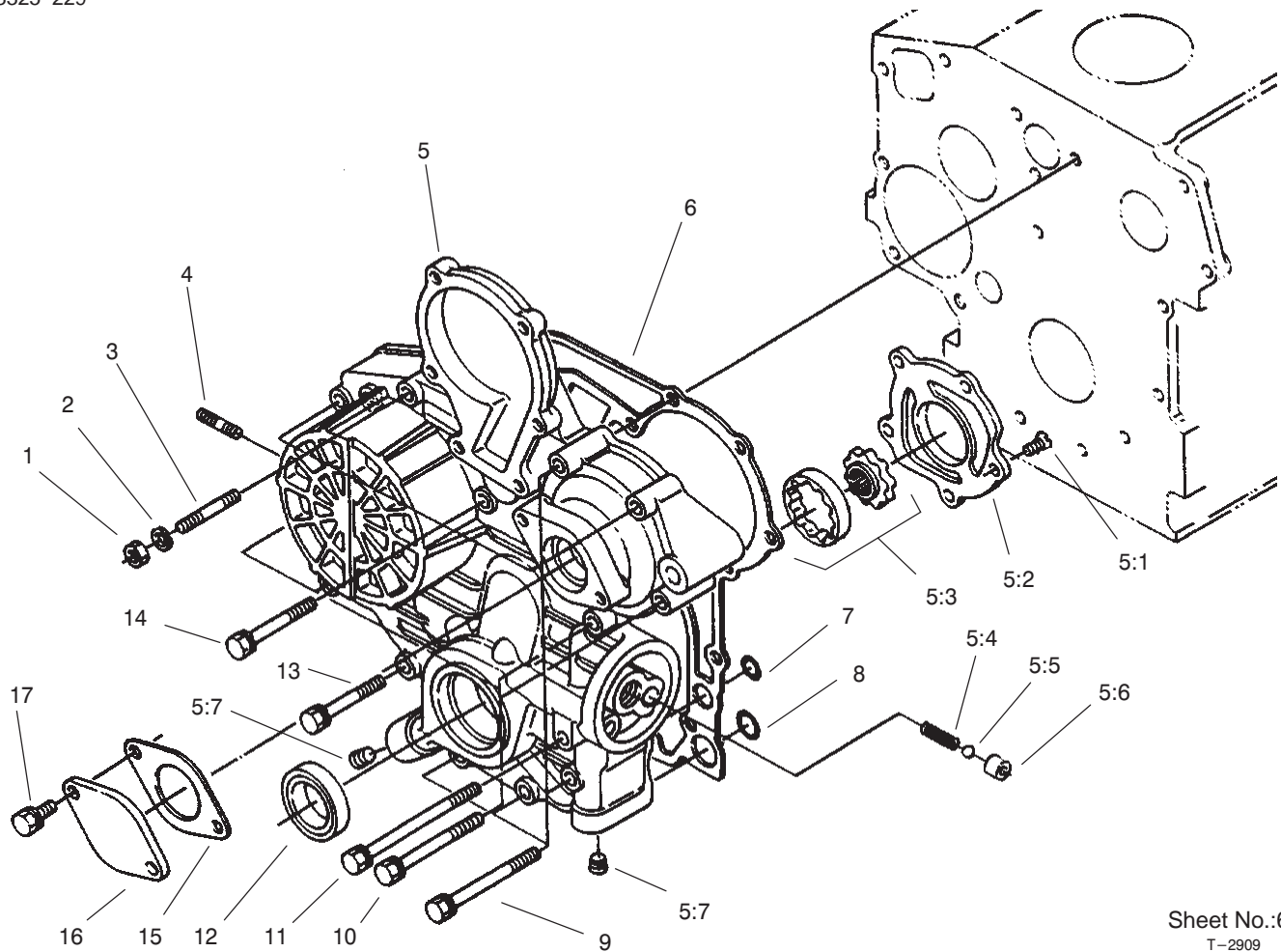
Ref. No.	Part No.	Qty.	Description	Ref. No.	Part No.	Qty.	Description
1	98-9358	1	Bolt				
2	98-9538	1	Filter-Oil				
3	98-7527	1	O-Ring				
4	98-9646	1	Gasket-Pan, Oil				
5	98-9685	1	Drain-Oil				
6	98-9350	22	Bolt				
7	98-9399	1	Gasket				
8	98-7523	1	Plug-Drain				
9	98-7524	1	Gasket				
10	98-9386	1	Plug				



Sheet No.:65
T-2908-1

Cylinder Assembly

Ref. No.	Part No.	Qty.	Description	Ref. No.	Part No.	Qty.	Description
1	99-8344	1	Cylinder Head ASM				
1:1	98-9395	1	Cap-Sealing				
1:2	98-7540	2	Cap-Sealing				
1:3	98-9499	3	Guide-Valve, Inlet				
1:4	98-9500	3	Guide-Valve, Exhaust				
1:5	98-9389	2	Cap-Sealing				
1:6	98-9444	1	Plug				
2	98-9479	12	Bolt-Head, Cylinder				
3	98-9613	1	Gasket-Head, Cylinder				
4	98-7509	1	O-Ring				
5	98-9647	2	Bolt-Head, Cylinder				

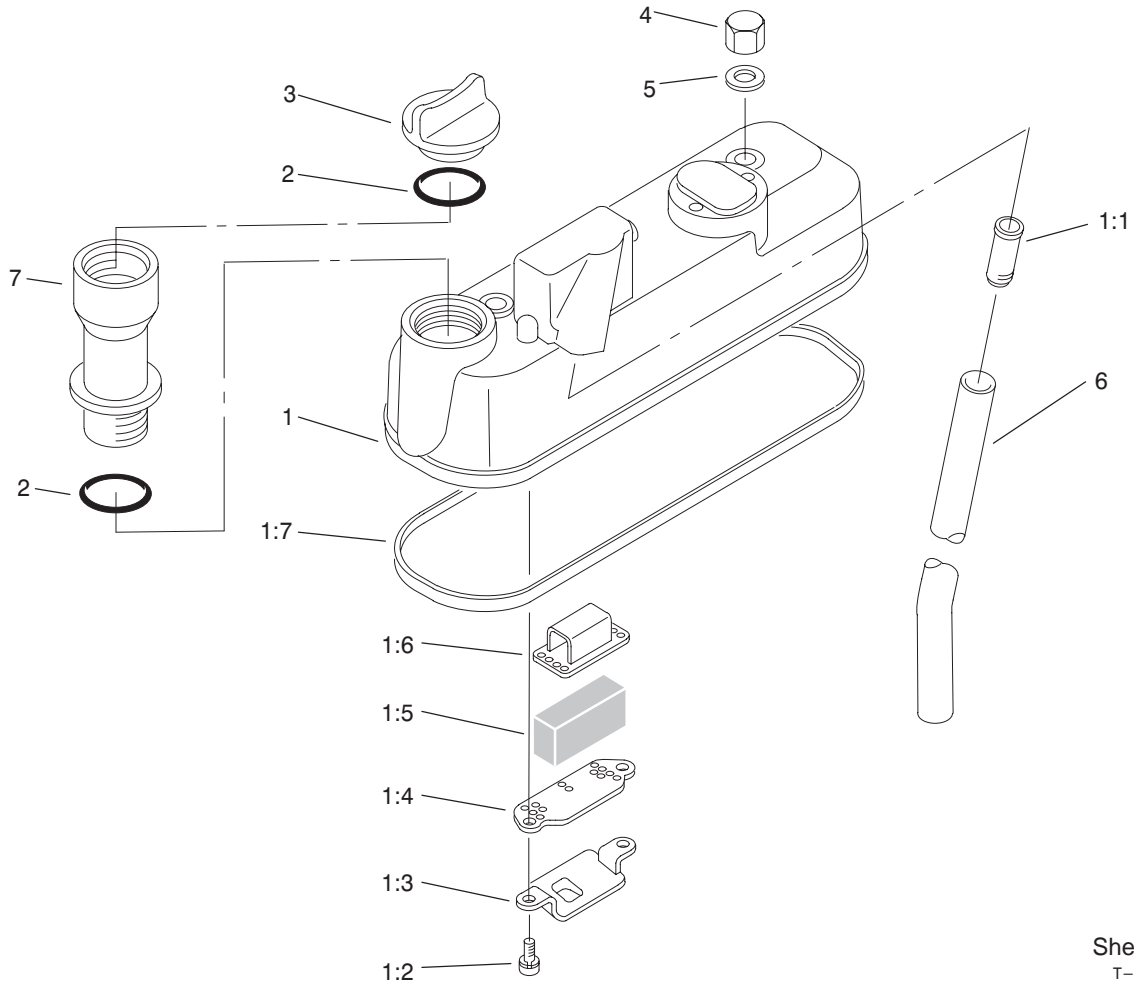


Sheet No.:66
T-2909

Gear Case Assembly

Ref. No.	Part No.	Qty.	Description
1	98-7572	1	Nut
2	98-9367	1	Washer-Spring
3	98-9363	1	Stud
4	98-9362	2	Stud
5	99-8381	1	ASM - Case Gear
5:1	98-9592	5	Screw
5:2	98-9541	1	Cover-Pump, Oil
5:3	98-9540	1	Oil Pump Rotor ASM
5:4	98-9544	1	Spring
5:5	98-9380	1	Ball
5:6	98-9543	1	Seat-Valve
5:7	98-9598	2	Plug
6	98-9633	1	Gasket-Case, Gear
7	98-9372	2	O-Ring
8	98-7547	2	O-Ring
9	98-9356	2	Bolt
10	98-9355	6	Bolt
11	98-9586	1	Bolt
12	98-9482	1	Seal-Oil
13	98-9437	1	Bolt
14	98-7496	3	Bolt
15	98-9684	1	Gasket,H/M. Gear Case
16	98-9641	1	Cover
17	98-7692	2	Bolt

Ref. No.	Part No.	Qty.	Description

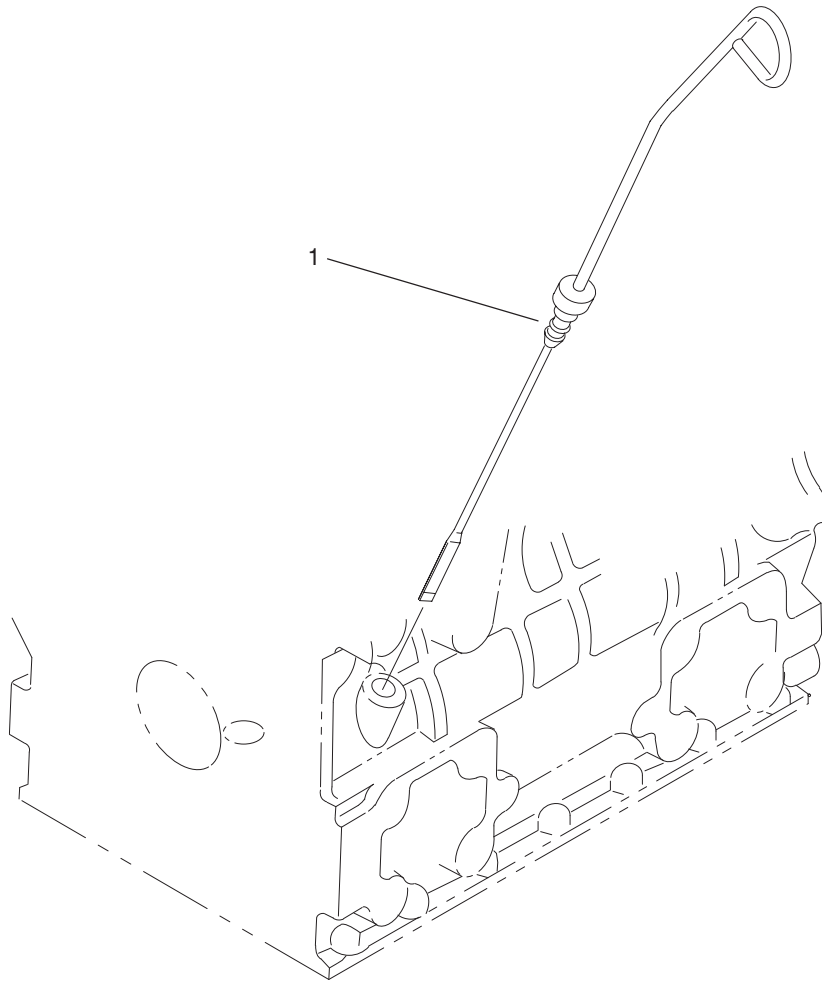


Sheet No.:68
T-2910-1

Head Cover Assembly

Ref. No.	Part No.	Qty.	Description
1	98-9614	1	Cylinder Head Cover ASM
1:1	98-9492	1	Joint-Pipe, Breather
1:2	98-9364	2	Screw w/Washer
1:3	98-9490	1	Shield-Oil, Breather
1:4	98-9488	1	Plate-Element, Breather
1:5	98-9493	1	Element-Breather
1:6	98-9489	1	Plate-Element, Breather
1:7	98-9615	1	Gasket-Cover, Head
2	98-7430	1	O-Ring
3	98-9449	1	Plug-Filler, Oil
4	98-9455	3	Nut-Cap
5	98-9454	3	Gasket
6	98-9491	1	Pipe-Breather
7	99-8349	1	Extension - Oil Fill

Ref. No.	Part No.	Qty.	Description

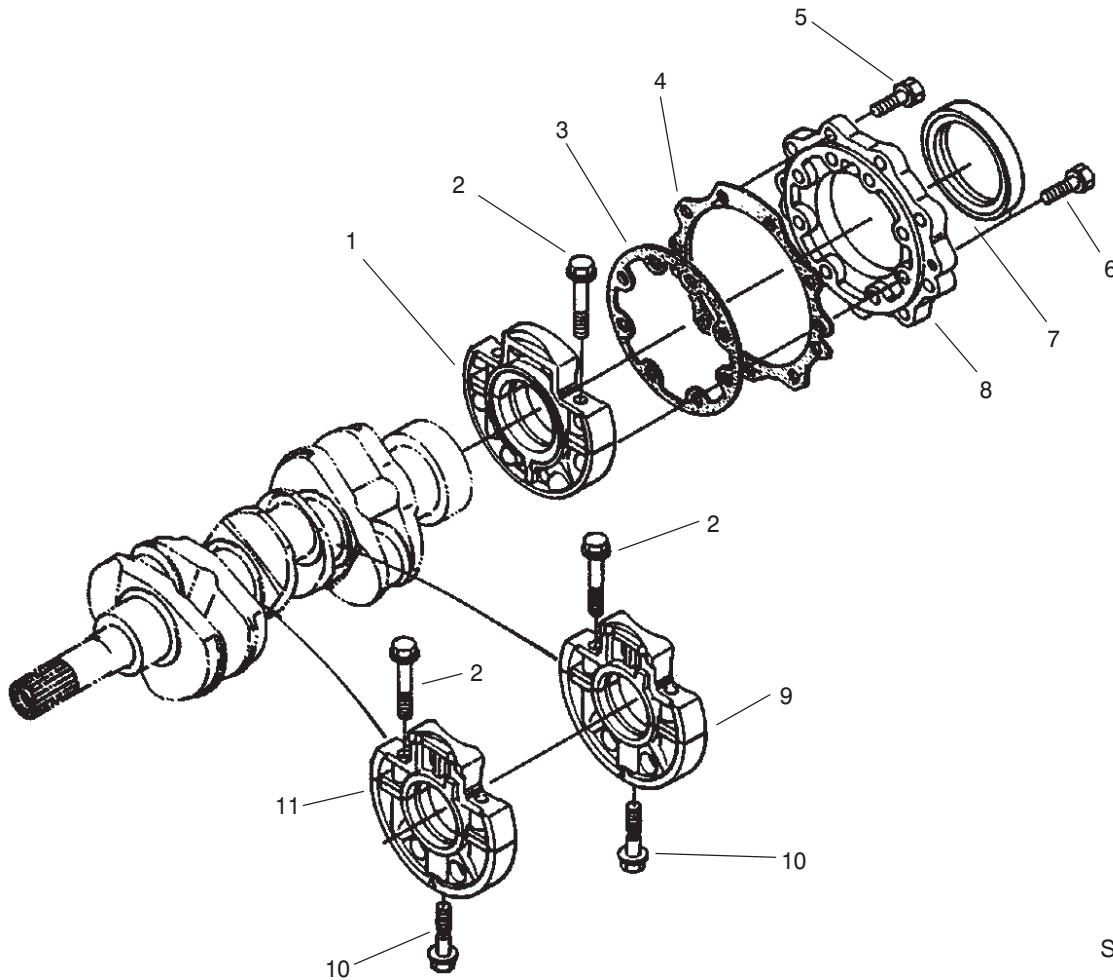


Sheet No.:69
T-3094

Dipstick Assembly

Ref. No.	Part No.	Qty.	Description
1	98-9627	1	Gauge

Ref. No.	Part No.	Qty.	Description

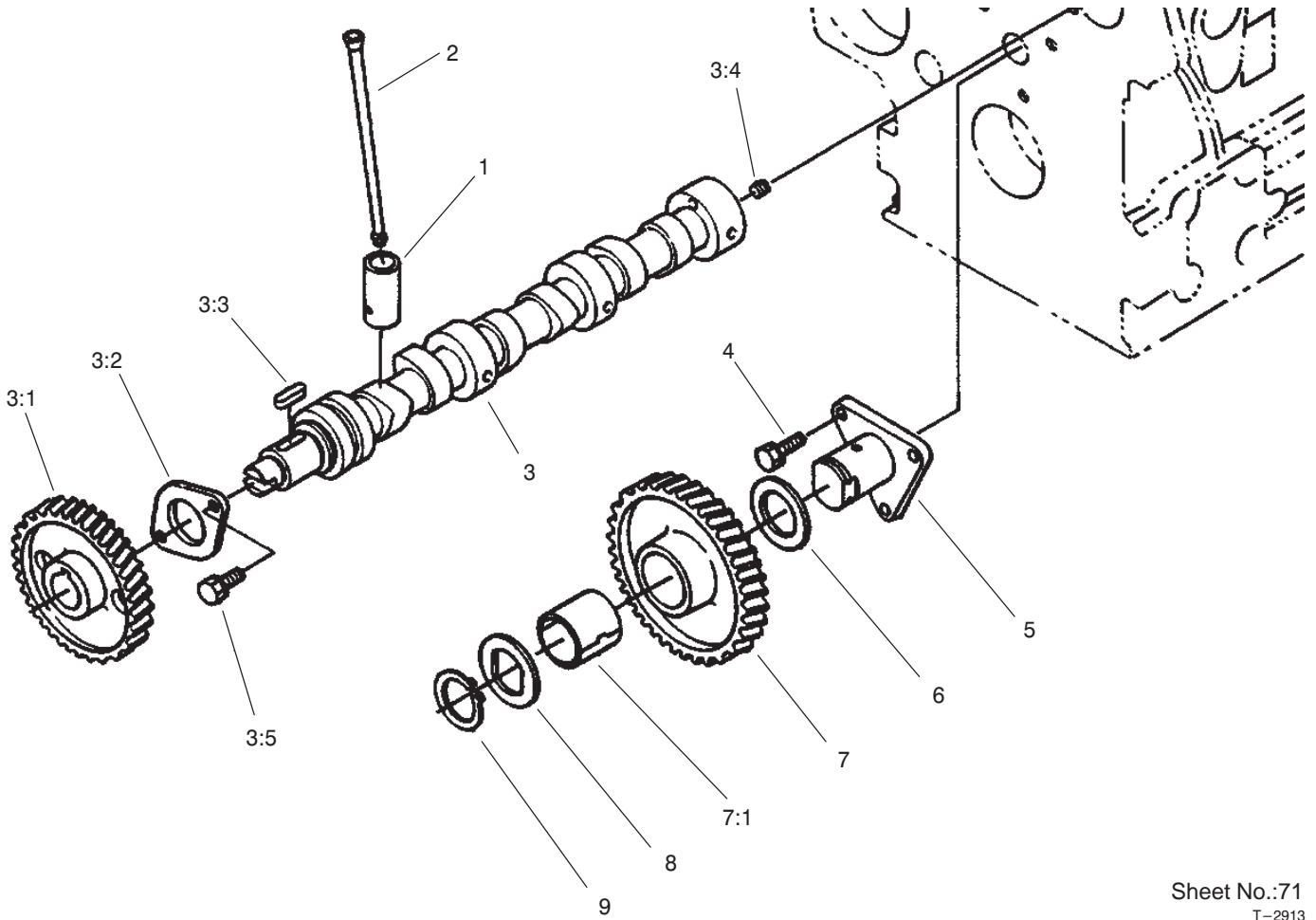


Sheet No.:70
T-2912

Main Bearing Case Assembly

Ref. No.	Part No.	Qty.	Description
1	98-9480	1	Main Bearing Case ASM
2	98-9484	6	Bolt-Case, Bearing
3	98-9634	1	Gasket-Case, Bearing
4	98-9635	1	Gasket-Cover, Bearing Case
5	98-7568	9	Bolt
6	98-9352	8	Bolt
7	98-9483	1	Seal-Oil
8	98-9487	1	Cover-Case, Bearing
9	99-8360	1	Case-Bearing, Main
10	98-9485	2	Bolt-Case, Bearing
11	99-8361	1	Case-Bearing, Main

Ref. No.	Part No.	Qty.	Description

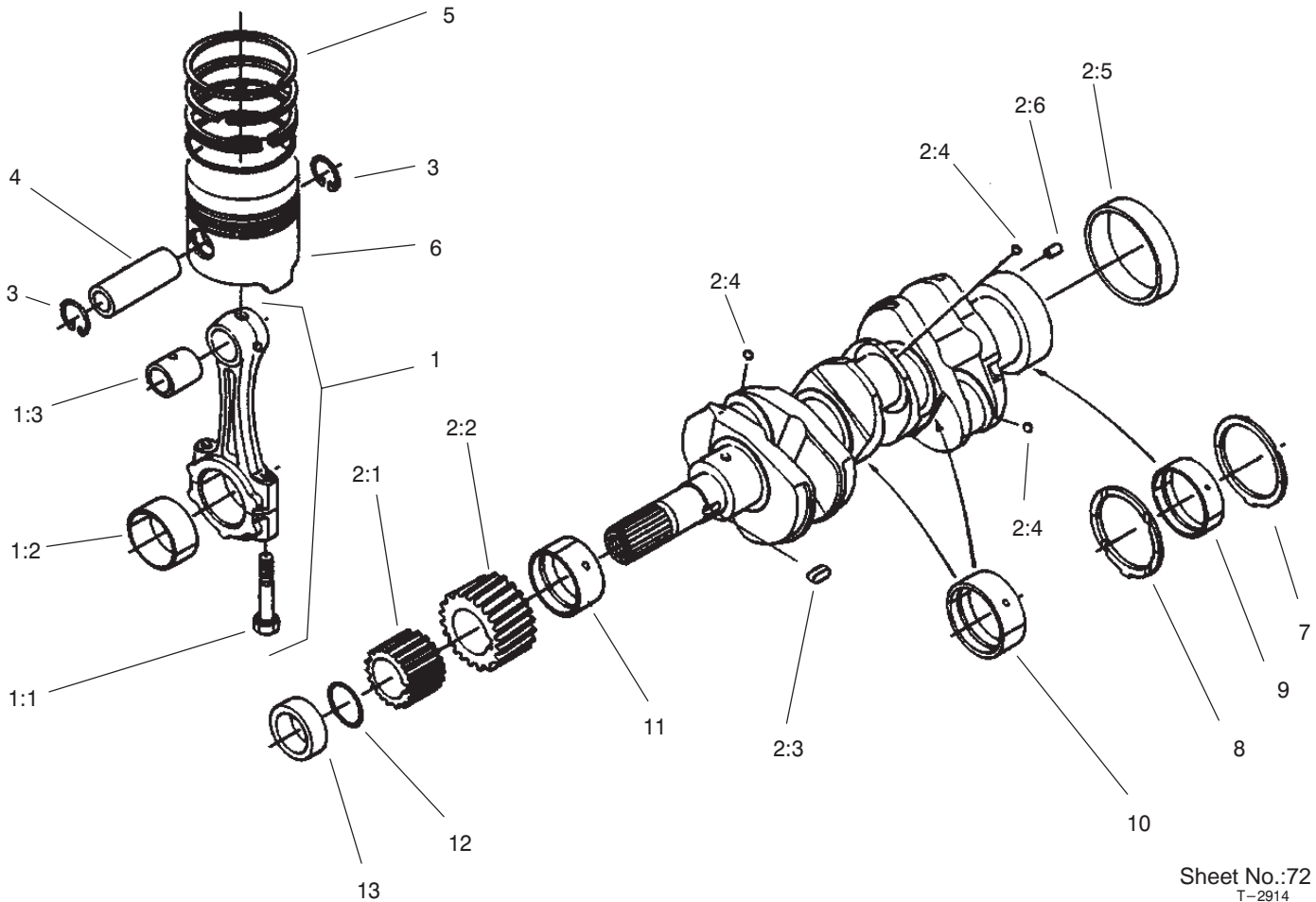


Sheet No.:71
T-2913

Camshaft Assembly

Ref. No.	Part No.	Qty.	Description
1	98-9616	6	Tappet
2	98-9509	6	Rod-Push
3	99-8362	1	Camshaft ASM
3:1	98-9512	1	Gear-Cam
3:2	98-9510	1	Stopper-Camshaft
3:3	98-9378	1	Key-Feather
3:4	98-7449	1	Screw-Set
3:5	98-9351	2	Bolt
4	98-7692	3	Bolt
5	98-9533	1	Shaft-Gear, Idle
6	98-9535	1	Collar-Gear, Idle
7	98-9649	1	Idle Gear ASM
7:1	98-9650	1	Bushing-Gear, Idle
8	98-9536	1	Collar-Gear, Idle
9	98-9534	1	Clip-Circular, Idle Gear

Ref. No.	Part No.	Qty.	Description

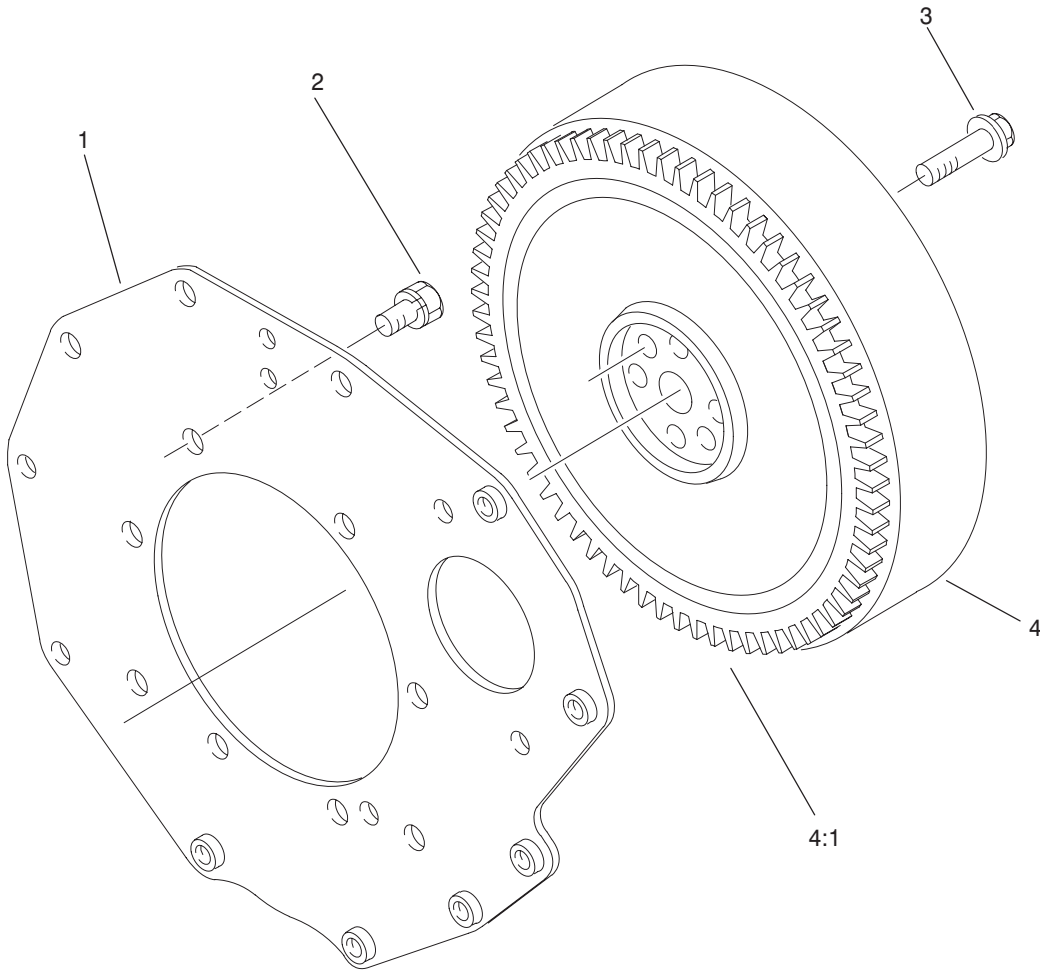


Sheet No.:72
T-2914

Piston & Crankshaft Assembly

Ref. No.	Part No.	Qty.	Description
1	98-9552	3	Connecting Rod ASM
1:1	98-9517	6	Bolt-Rod, Connecting
1:2	98-9519	3	Bearing-Rod
1:2	98-9520	3	Bearing-Rod
1:2	98-9553	3	Bearing-Rod (STD)
1:3	98-9515	3	Bushing-Pin, Piston
2	98-9642	1	Crankshaft ASM
2:1	98-9542	1	Gear-Drive, Oil Pump
2:2	98-9532	1	Gear-Crankshaft
2:3	98-9666	1	Key
2:4	98-7473	3	Ball
2:5	98-9522	1	Sleeve-Crankshaft
2:6	98-9375	1	Pin-Straight
3	98-9514	6	Clip-Circular, Piston Pin
4	98-9513	3	Pin-Piston
5	98-9619	3	Piston Ring ASM (+0.5mm)
5	98-9551	3	Piston Ring ASM (STD)
6	98-9550	3	Piston - STD
6	98-9470	3	Piston (+0.5mm)
7	98-9413	2	Bearing-Thrust (STD)

Ref. No.	Part No.	Qty.	Description
7	98-9414	2	Bearing-Thrust (+0.2mm)
7	98-9415	2	Bearing-Thrust (+0.4mm)
8	98-9688	2	Bearing-Thrust (STD)
8	98-9689	2	Bearing-Thrust (+0.2mm)
8	98-9690	2	Bearing-Thrust (+0.4mm)
9	98-9526	1	Bearing-Main (-0.2mm)
9	98-9527	1	Bearing-Main (-0.4mm)
9	98-9556	1	Bearing-Main (STD)
10	98-9530	2	Bearing-Main (-0.2mm)
10	98-9531	2	Bearing-Main (-0.4mm)
10	98-9555	2	Bearing-Main (STD)
11	98-9528	1	Bearing-Main (-0.2mm)
11	98-9529	1	Bearing-Main (-0.4mm)
11	98-9554	1	Bearing-Main (STD)
12	98-9373	1	O-Ring
13	98-9521	1	Collar-Crankshaft

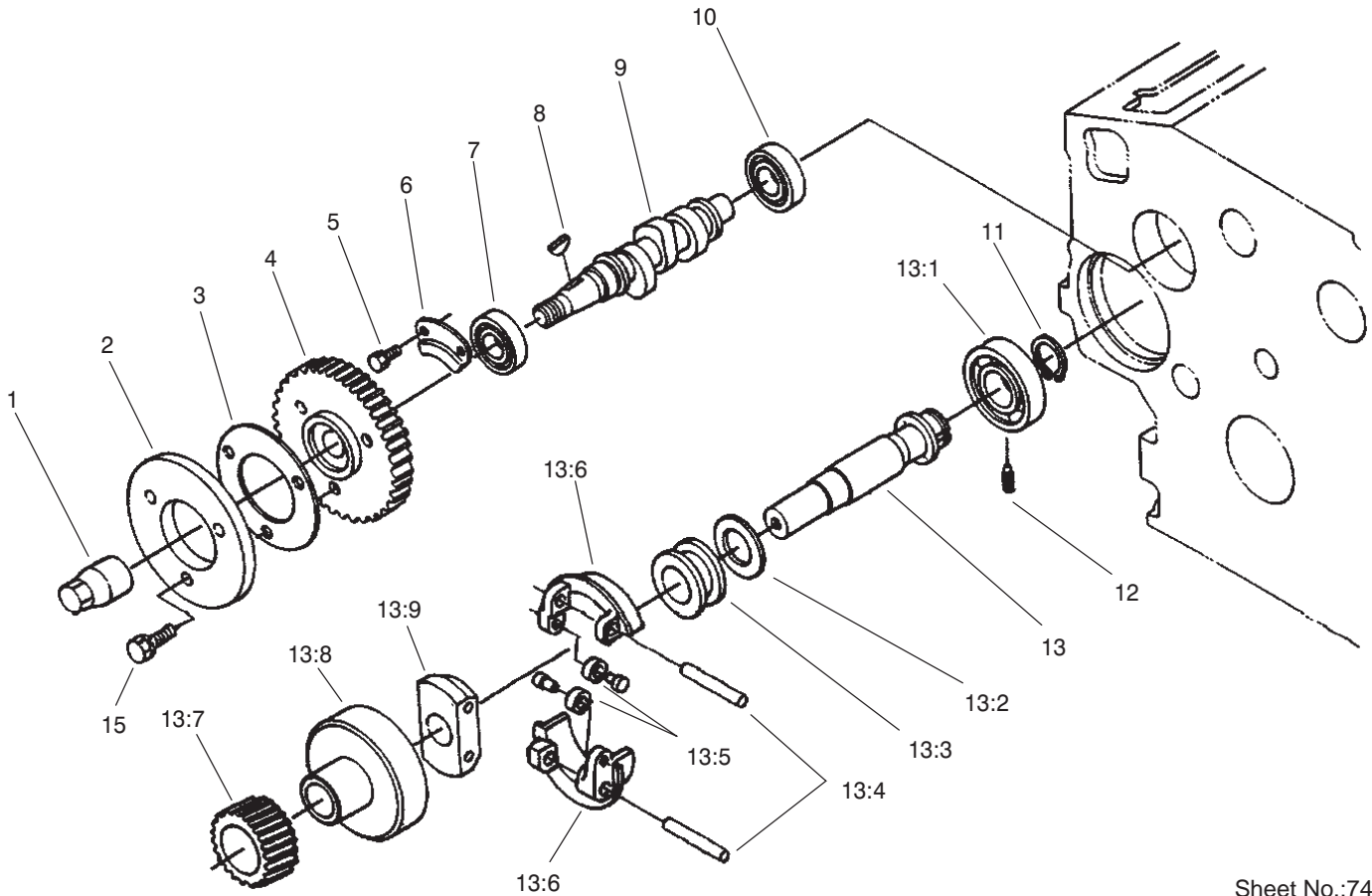


Sheet No.:73
T-2915

Flywheel Assembly

Ref. No.	Part No.	Qty.	Description
1	98-9486	1	Plate-End, Rear
2	98-9392	8	Bolt
3	98-9537	6	Bolt-Flywheel
4	98-9691	1	Flywheel ASM
4:1	98-9394	1	Gear-Ring

Ref. No.	Part No.	Qty.	Description

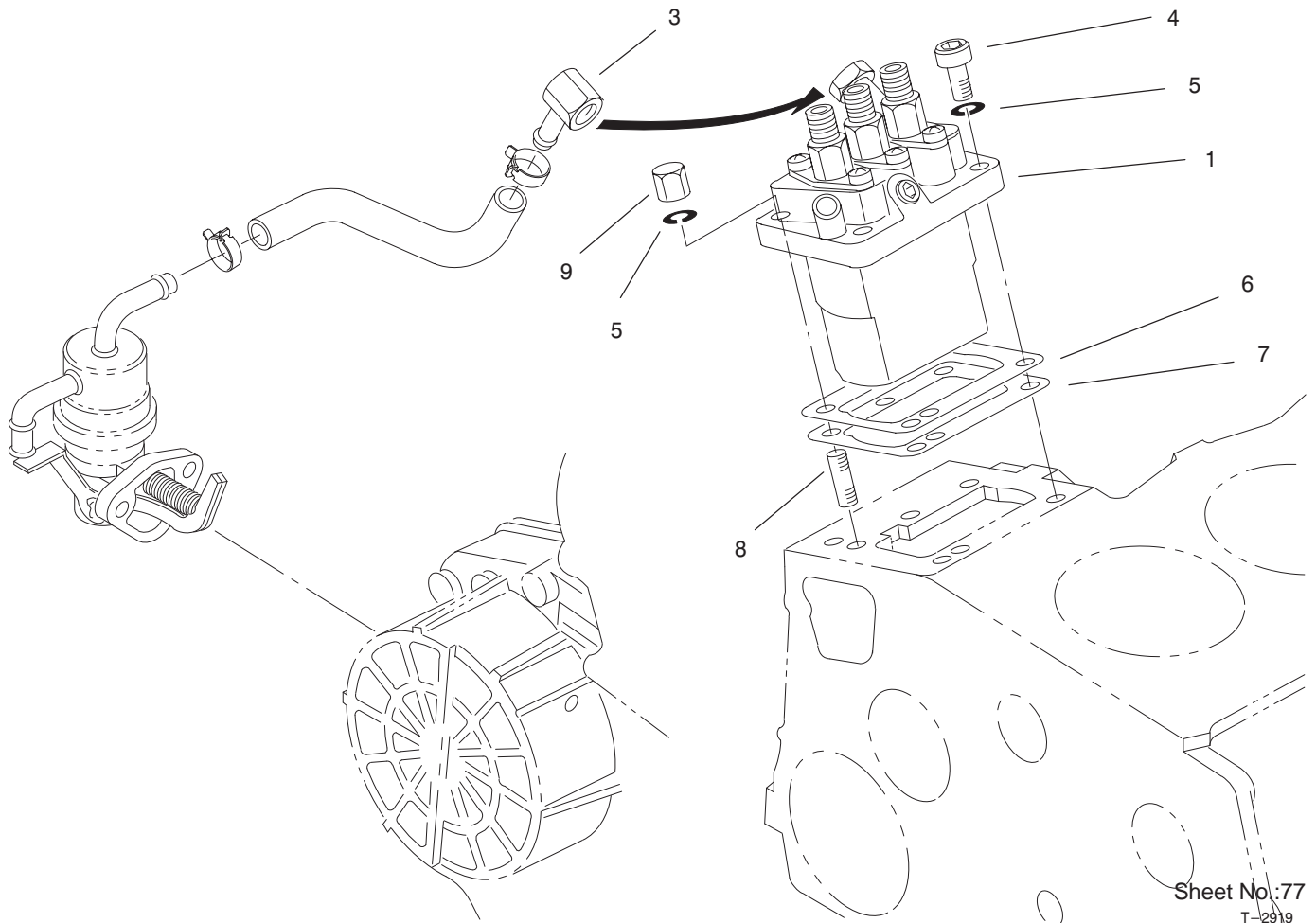


Sheet No.:74
T-2916

Fuel Camshaft Assembly

Ref. No.	Part No.	Qty.	Description
1	98-9590	1	Nut-Cap
2	98-9547	1	Cam-Fuel
3	98-9548	1	Washer
4	98-9669	1	Gear-Pump, Injection
5	98-9350	2	Bolt
6	98-9511	1	Stopper-Fuel, Camshaft
7	98-9383	1	Bearing-Ball
8	98-9595	1	Key-Woodruff
9	98-9459	1	Camshaft-Fuel
10	98-9382	1	Bearing-Ball
11	98-9657	1	Clip-Circular, Governor Shaft
12	98-9565	1	Screw-Set
13	98-9644	1	Governor Shaft ASM
13:1	98-9381	1	Bearing-Ball
13:2	98-9564	1	Washer-Thrust
13:3	98-9563	1	Sleeve-Governor
13:4	98-9560	2	Shaft-Weight, Governor
13:5	98-9692	2	Roller
13:6	98-9559	2	Governor Weight ASM
13:7	98-9673	1	Gear-Governor
13:8	98-9562	1	Holder-Gear, Governor

Ref. No.	Part No.	Qty.	Description
13:9	98-9561	1	Holder-Weight, Governor
15	98-7605	3	Bolt

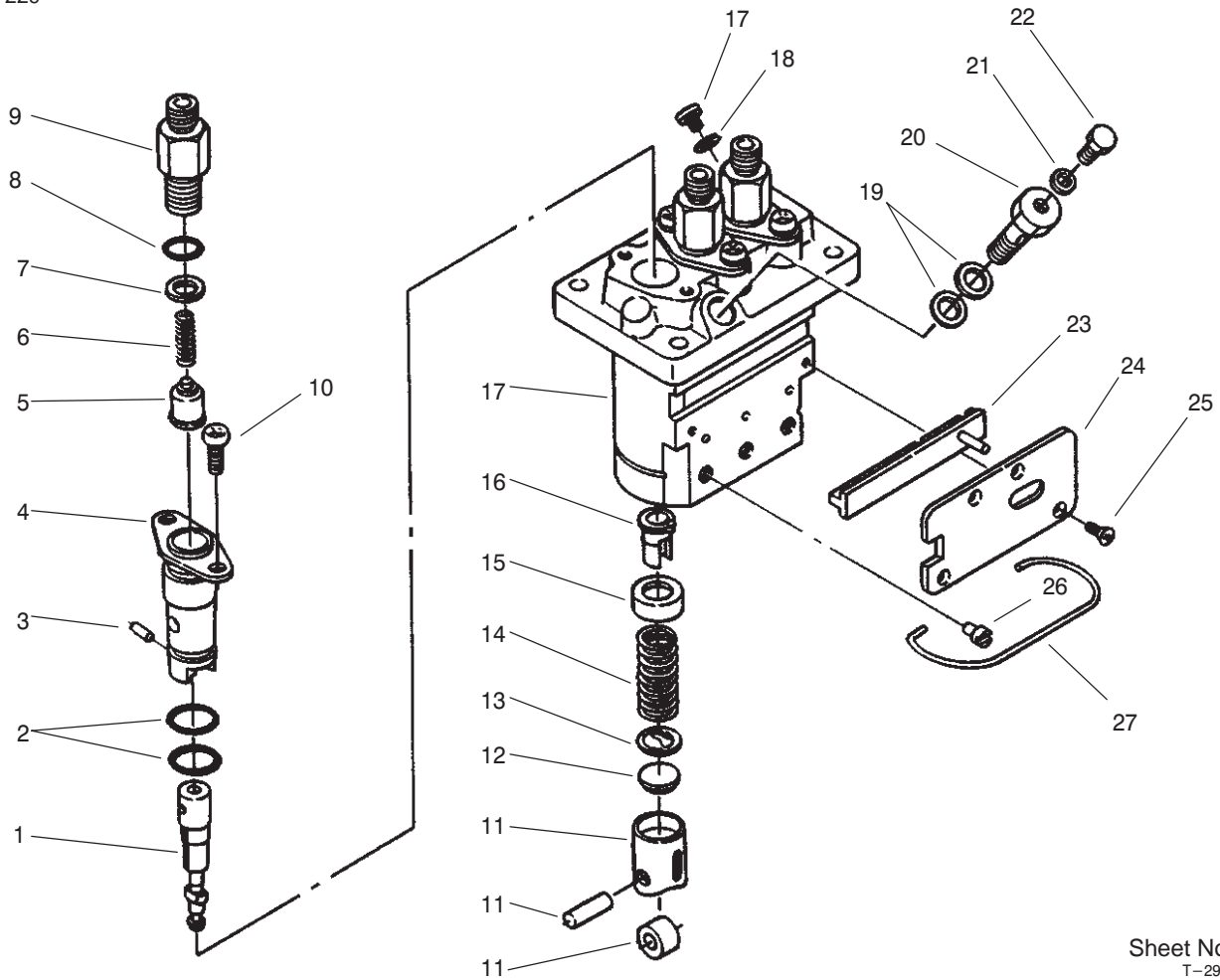


Sheet No.:77
T-2919

Injection Pump Assembly

Ref. No.	Part No.	Qty.	Description
1	98-9643	1	Injection Pump ASM
3	98-9596	1	Joint-Eye
4	98-9361	2	Bolt-HSH
5	98-9367	4	Washer-Spring
6	98-9457	1	Shim-Injection (0.25mm)
6	98-9456	1	Shim (0.2mm)
7	98-9458	1	Shim-Injection (0.30mm)
8	98-9438	2	Stud
9	98-9440	2	Nut-Cap

Ref. No.	Part No.	Qty.	Description

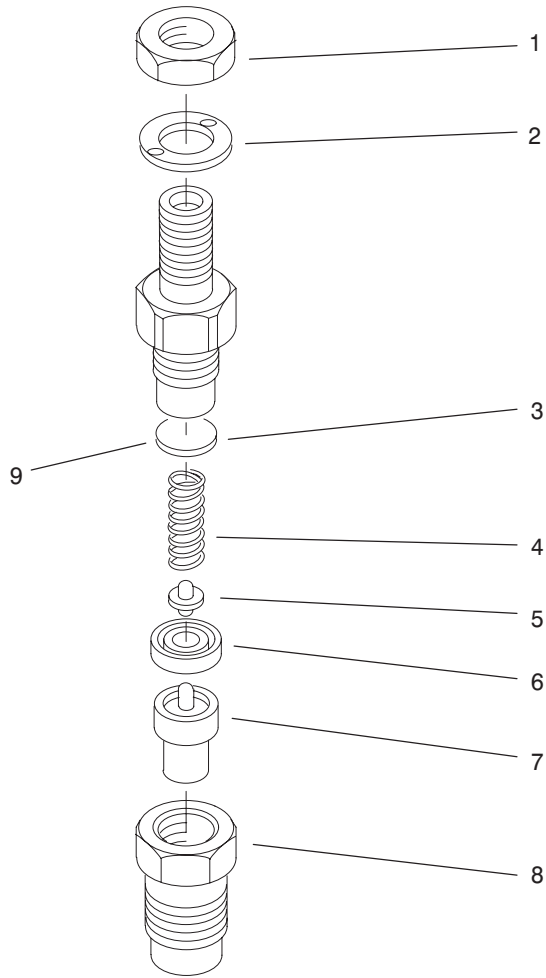


Sheet No.:A1
T-2920

Injection Pump Assembly No. 98-9643

Ref. No.	Part No.	Qty.	Description
1	98-9462	3	Element-Pump
2	98-9423	6	O-Ring
3	98-9443	3	Pin-Joint
4	98-9434	3	Flange-Sleeve
5	98-9421	3	Valve-Delivery
6	98-9424	3	Spring-Valve, Delivery
7	98-9425	3	Gasket-Valve, Delivery
8	98-9447	3	O-Ring
9	98-9652	3	Holder-Valve, Delivery
10	98-9452	6	Screw
11	98-9422	3	Tappet ASM
12	98-9433	3	Shim
13	98-9429	3	Seat-Spring, Lower
14	98-9428	3	Spring-Plunger
15	98-9427	3	Seat-Spring, Upper
16	98-9432	3	Sleeve-Control
17	98-9466	1	Plug
18	98-9451	1	Gasket
19	98-9445	1	Gasket
20	98-9464	1	Bolt-Joint
21	98-9446	1	Gasket
22	98-9430	1	Screw
23	98-9463	1	Control-Rack
24	98-9465	1	Plate
25	98-9442	4	Screw

Ref. No.	Part No.	Qty.	Description
26	98-9426	3	Pin-Guide, Tappet
27	98-9450	1	Pin-Clamp

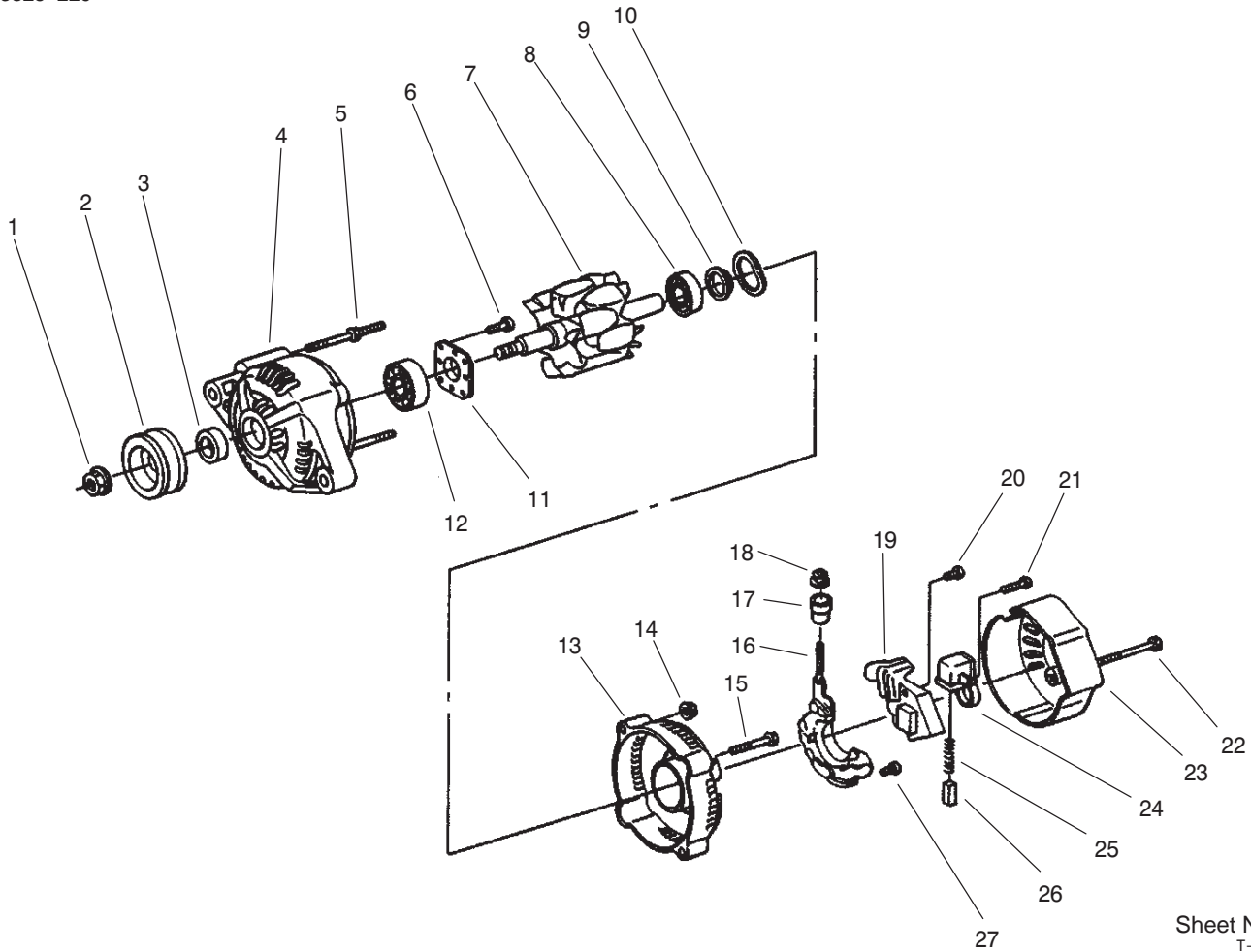


Sheet No.:A2
T-2924

Nozzle Holder Assembly No. 98-9468

Ref. No.	Part No.	Qty.	Description
1	99-8301	3	Nut
2	99-8307	3	Washer-Plain
3	99-8302	3	Washer-Adjusting
4	99-8303	3	Spring - Nozzle
5	99-8305	3	Rod-Push
6	99-8304	3	Spacer - Distance
7	99-8308	3	Piece - Nozzle
8	99-8306	3	Nut - Nozzle
9	99-8317	3	Washer-Adjust (0.56mm)
9	99-8318	3	Washer-Adjust (0.58mm)
9	99-8319	3	Washer-Adjust (0.80mm)
9	99-8311	3	Washer-Adjust (0.20mm)
9	99-8310	3	Washer-Adjust (0.10mm)
9	99-8316	3	Washer-Adjust (0.54mm)
9	99-8309	3	Adjusting Washer ASM
9	99-8315	3	Washer-Adjust (0.52mm)
9	99-8314	3	Washer-Adjust (0.50mm)

Ref. No.	Part No.	Qty.	Description
9	99-8313	3	Washer-Adjust (0.40mm)
9	99-8312	3	Washer-Adjust (0.30mm)

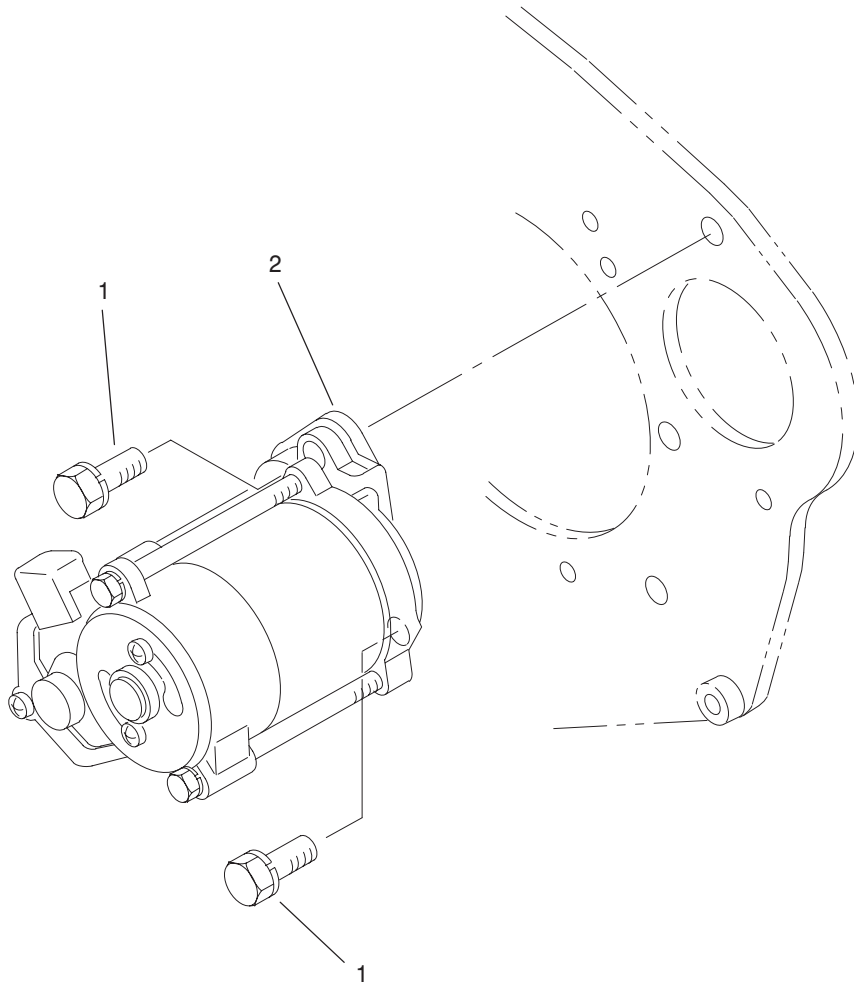


Sheet No.:A3
T-2927

Alternator Assembly NO. 98-9474

Ref. No.	Part No.	Qty.	Description
1	98-7708	1	Nut
2	98-9453	1	Pulley-Dynamo
3	98-7709	1	Collar
4	98-7714	1	Frame-End, Drive
5	98-7717	2	Bolt-Through
6	98-7716	4	Screw-Head, Round
7	98-7710	1	Rotor
8	98-7712	1	Bearing-Ball
9	98-7711	1	Cover-Bearing
10	98-7713	1	Washer-Thrust
11	98-7715	1	Plate-Retainer
12	98-7718	1	Bearing-Ball
13	98-7719	1	Frame-End
14	98-7730	2	Nut
15	98-7731	2	Bolt
16	98-7721	1	Rectifier ASM
17	98-7722	1	Bushing-Insulation
18	98-7732	1	Nut
19	98-7733	1	Regulator ASM
20	98-7726	2	Screw-Head, Round
21	98-7728	1	Screw-Head, Round
22	98-7729	3	Bolt
23	98-7720	1	Cover-End
24	98-7723	1	Holder-Brush
25	98-7725	2	Spring-Brush

Ref. No.	Part No.	Qty.	Description
26	98-7724	2	Brush
27	98-7727	6	Screw-Head, Round

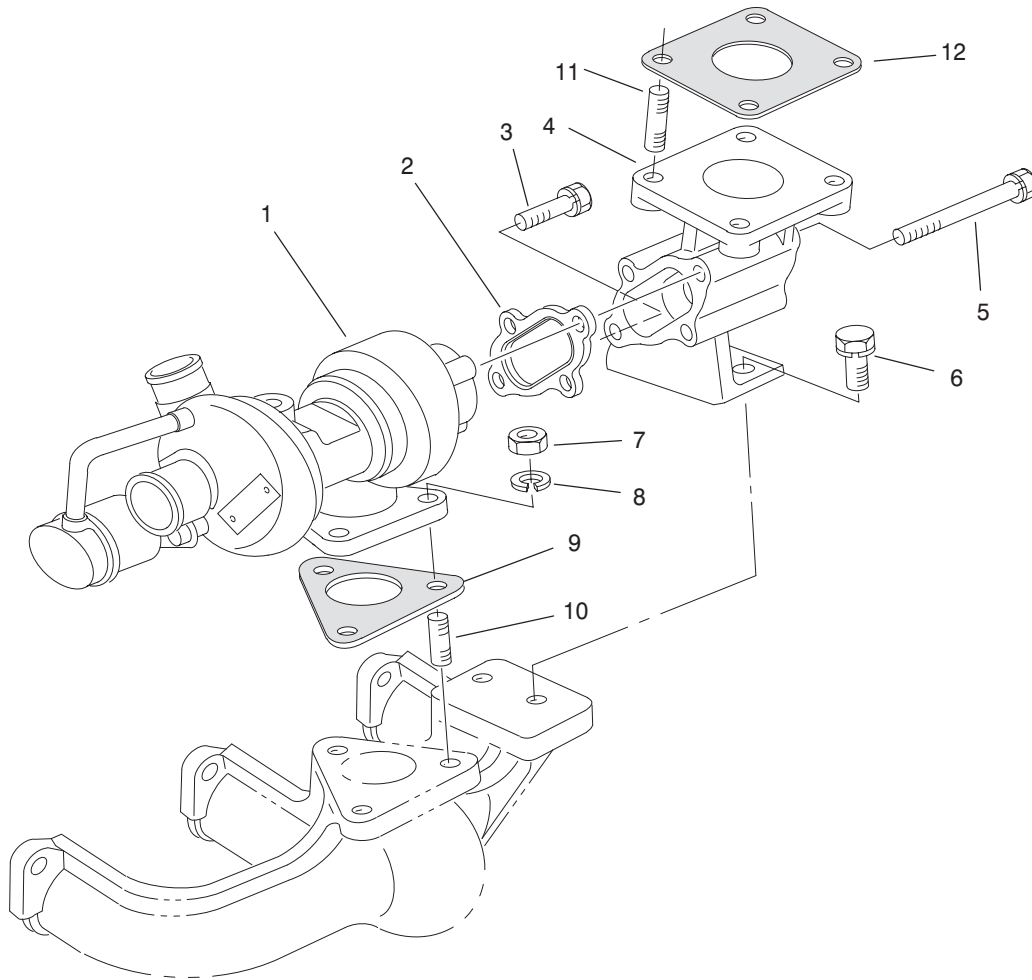


Sheet No.:82
T-2928

Starter Mount Assembly

Ref. No.	Part No.	Qty.	Description
1	98-7697	2	Bolt
2	98-9705	1	Starter ASM

Ref. No.	Part No.	Qty.	Description



Sheet No.:87
T-3078

Turbo Charger Assembly

Ref. No.	Part No.	Qty.	Description	Ref. No.	Part No.	Qty.	Description
1	99-8332	1	Turbo Charger ASM				
2	99-8333	1	Gasket				
3	99-8334	1	Bolt				
4	99-8335	1	Flange – Muffler				
5	99-8336	3	Bolt				
6	98-7610	2	Bolt				
7	98-7534	3	Nut				
8	99-8339	3	Washer – Spring				
9	99-8340	1	Gasket				
10	99-8341	3	Stud				
11	99-8342	4	Stud				
12	99-8343	1	Gasket – Muffler				

