



Traction Unit

Groundsmaster[®] 455D

Model No. 30450—210000001 and Up

Model No. 30455—210000001 and Up

Parts Catalog

Ordering Replacement Parts

To order replacement parts, please supply: the part number, the quantity, and the description of each part desired.

Understanding Reference Numbers

Each identified part in an illustration has a reference number. The reference number for a part also appears in the parts list, along with other information about the part.

This catalog uses two special reference number formats, one to indicate parts in a service assembly and another to indicate the quantity of a given part in an illustration.

Service Assembly Reference Numbers

Parts in service assemblies have reference numbers in the form **a:b**. The **a** represents the reference number of the entire service assembly and the **b** represents a sequential number unique to each part within the service assembly.

For example, a wheel assembly might be identified by reference number **6**, the tire by **6:1**, the valve by **6:2**, and the wheel by **6:3**. When you order the assembly identified by reference number **6**, you receive all parts identified by reference numbers **6:1**, **6:2**, and **6:3**. However, you may also order any part individually.

Reference numbers of this type appear in illustrations and in part lists.

Reference Numbers Indicating Quantity

In an illustration, if a reference number indicates more than one part, the reference number has the form **nX y**. The **n** represents the quantity of the part, the **X** is the multiplication symbol, and the **y** represents the reference number.

For example, in an illustration, the reference number **2X 37** means that two of the parts identified by reference number **37** are indicated.

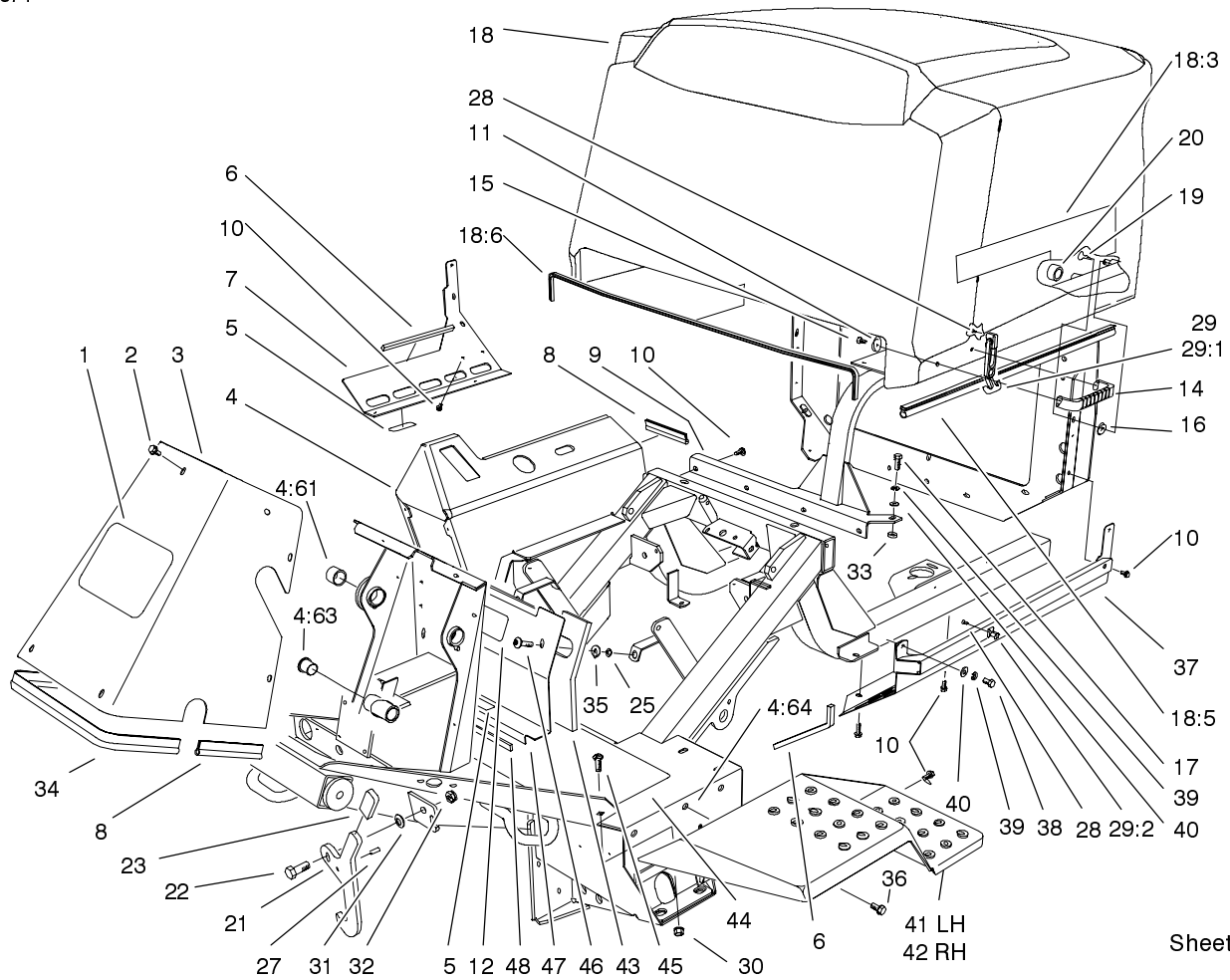
Contents

| Description | Page | Description | Page |
|---|------|---|------|
| Frame and Body Assembly | 4 | Rear Axle Assembly No. 95-7500 (Continued) | |
| Front Transaxle Installation Assembly | 6 | Axle Support Assembly | 60 |
| Transaxle Assembly No. 99-7566 | 8 | Rear Axle Assembly No. 95-7500 (Continued) | |
| Hydraulic Motor No. 92-2556-01 | 9 | Bevel Gear Case Assembly | 61 |
| Front Axle Assembly | 10 | Rear Axle Assembly No. 95-7500 (Continued) | |
| Brake Linkage Assembly | 11 | Bevel Gear Shaft Assembly | 62 |
| Traction and Brake Pedals Assembly | 12 | Rear Axle Assembly No. 95-7500 (Continued) | |
| Steering Tower Assembly | 13 | Axle Case Assembly | 63 |
| Power Steering Valve Assembly No. 92-9729 .. | 15 | Rear Axle Assembly No. 95-7500 (Continued) | |
| Seat Plate Assembly | 16 | Axle Assembly | 64 |
| Seat and R.O.P.S. Installation Assembly | 17 | Right Hand Deck Assembly | 65 |
| Mini Suspension Assembly No. 76-1970 | 18 | Left Hand Deck Assembly | 66 |
| Control Console Assembly | 19 | Center Deck Assembly | 67 |
| Gage Panel Assembly | 20 | Hydraulic Cylinder Assembly No. 86-2190 | 69 |
| Lift Valve Installation Assembly | 21 | Deck Breakaway Assembly | 70 |
| Lift Valve Assembly No. 92-7762 | 23 | Trap Door Assembly | 71 |
| Cylinder and Lift Arm Assembly | 24 | Drive Assembly | 72 |
| Hydraulic Cylinder Assembly No. 86-5580 | 25 | Gearbox Assembly No. 100-2585 | 73 |
| Fuel Tank Assembly | 26 | Rear Castor Assembly | 74 |
| Fuel Filter Assembly No. 76-5300 | 27 | Pulley Assembly | 75 |
| Hydraulic Reservoir Assembly | 28 | Front Castor Assembly | 76 |
| Hydraulic Pump Installation Assembly | 30 | Belt Tensioner Assembly | 77 |
| Gear Pump Assembly No. 94-8297 | 32 | Hydraulics Assembly | 78 |
| Traction Pump Assembly No. 86-5590 | 33 | Cover Assembly | 79 |
| Deck Drive Components Assembly | 34 | Clutch Spindle Assembly | 80 |
| Clutch Assembly No. 98-7250 | 35 | Electric Clutch Brake No. 100-2559 | 81 |
| Electrical Schematic Assembly No. 104-7414 .. | 36 | Center Spindle Assembly | 82 |
| Hydraulic Pump Fittings Assembly | 37 | Wing Spindle Assembly | 83 |
| Solenoid Valve Assembly No. 76-9970 | 39 | Crankcase Assembly | 84 |
| Engine Fasteners Installation Assembly | 40 | Crankshaft Assembly | 85 |
| Engine Parts Installation Assembly | 42 | Cylinder Head Assembly | 86 |
| Radiator Assembly | 44 | Camshaft and Fan Support Assembly | 90 |
| Rear Axle Assembly-2WD | 45 | Timing Cover Assembly | 91 |
| Hydraulic Cylinder Assembly No. 94-8142 | 48 | Intake and Exhaust Manifold Assembly | 92 |
| Rear Axle Assembly-4WD | 49 | Oil Pump Assembly | 93 |
| Bi-Directional Clutch Assembly No. 99-7500 .. | 53 | Collector Assembly | 94 |
| Hydraulic Motor Assembly No. 99-7502 | 54 | Water Pump Assembly | 95 |
| Hydraulic Cylinder Assembly No. 98-3806 | 55 | Fuel Injection Pump Assembly | 96 |
| Hydraulic Schematic (Model No. 30450) | 56 | Fuel Injector Assembly | 97 |
| Hydraulic Schematic (Model No. 30455) | 57 | Alternator Assembly | 98 |
| Rear Axle Assembly No. 95-7500 | | Starter Assembly | 99 |
| Bevel Pinion Shaft Assembly | 58 | Glow Plug and Glow Relay | 100 |
| Rear Axle Assembly No. 95-7500 (Continued) | | Fuel Filter Assembly # 76-5300 | 101 |
| Differential Assembly | 59 | Degassing Box Assembly | 102 |

Part Description Abbreviations

Part descriptions in this catalog may include the following abbreviations.

| Abbreviation | Meaning | Abbreviation | Meaning |
|---------------------|-----------------------------------|---------------------|-------------------------|
| AR | as required | HYD | hydraulic |
| ASM | assembly | INC | incorporated |
| CARR | carriage | LH | left hand |
| DEG | degrees | NI | nylon insert |
| FH | flat head | PPH | Phillips pan head |
| GA | gauge | PTH | Phillips truss head |
| HF | hex flange | PTO | power take off |
| HH | hex head | RH | right hand |
| HHF | hex head flange | SFH | slotted fillister head |
| HLH | hex lag head | SHH | slotted hex head |
| HJ | hex jam | SQH | square head |
| HOC | height-of-cut | SHWH | slotted hex washer head |
| HS | hex socket | SPH | slotted pan head |
| HSBH | hex socket button head | SRH | slotted round head |
| HSFH | hex socket flat head | STD | standard |
| HSH | hex socket head | TAP | self tapping |
| HWH | hex washer head | TTH | Torx truss head |
| HWHTF | hex washer head thread forming | WH | wing head |



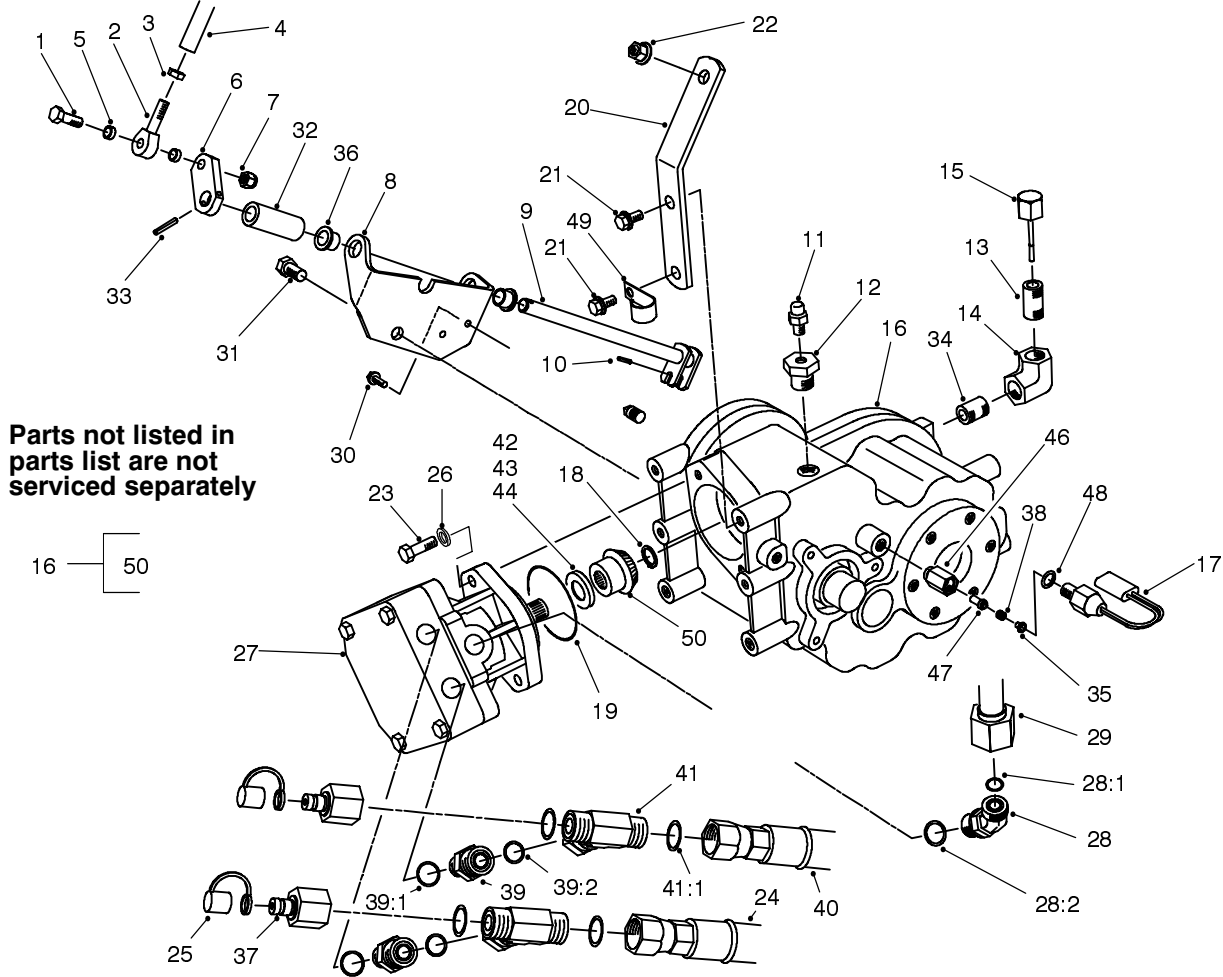
Sheet No.:2

Frame and Body Assembly

| Ref. No. | Part No. | Qty. | Description |
|----------|------------|------|------------------------|
| 1 | 62-7400 | 1 | Decal-Toro |
| 2 | 46-6810 | 9 | Screw & Washer ASM |
| 3 | 76-9700-01 | 1 | Cover-Tower |
| 4 | 84-1080 | 1 | Frame (only on: 30450) |
| 4 | 98-7826 | 1 | Frame (only on: 30455) |
| 4:61 | 256-237 | 1 | Bushing |
| 4:63 | 256-10 | 2 | Bushing-Flange |
| 4:64 | 32148-9 | 10 | Nut-Insert |
| 5 | 70-2560 | 2 | Decal - Oil |
| 6 | 68-7573 | 2 | Strip-Sealing |
| 7 | 94-5601-03 | 1 | Support-Tank, Lower |
| 8 | 76-6360 | 2 | Strip-Sealing |
| 9 | 93-7236-03 | 1 | Support-Air Cleaner |
| 10 | 32144-11 | 17 | Screw-TAP |
| 11 | 3256-78 | 2 | Washer-Flat |
| 12 | 93-9426 | 1 | Decal - Danger |
| 14 | 65-5100 | 1 | Handle-Door |
| 15 | 46-8091 | 2 | Screw-HWH |
| 16 | 83-1470 | 2 | Washer - Neoprene |
| 17 | 323-6 | 1 | Screw-HH |
| 18 | 93-7798 | 1 | Hood ASM |
| 18:3 | 84-1460 | 2 | Decal Gm455d |
| 18:5 | 94-5617 | 2 | Strip-Sealing, Hood |
| 18:6 | 94-5618 | 1 | Trim - Firewall |

| Ref. No. | Part No. | Qty. | Description |
|----------|------------|------|------------------------|
| 19 | 3290-467 | 2 | Pin-Hair |
| 20 | 94-5613 | 2 | Stop - Rubber |
| 21 | 84-1490-01 | 2 | Latch-Lockup |
| 22 | 325-5 | 2 | Screw-HH |
| 23 | 48-7081 | 2 | Grip-Plastic |
| 25 | 32151-72 | 2 | Ring-Retaining |
| 27 | 32121-11 | 2 | Pin-Roll |
| 28 | 3290-359 | 3 | Screw-HWH |
| 29 | 94-5626 | 1 | Latch - Draw, Flexible |
| 29:1 | 100-5806 | 1 | Handle - Latch |
| 29:2 | 100-5807 | 1 | Keeper - Latch |
| 30 | 3290-357 | 2 | Nut-Flange, Lock |
| 31 | 3290-483 | 2 | Washer |
| 32 | 3296-25 | 2 | Nut-Lock NI |
| 33 | 80-7730 | 1 | Spacer |
| 34 | 76-6361 | 1 | Strip-Sealing |
| 35 | 3256-3 | 2 | Washer-Flat |
| 36 | 3234-12 | 7 | Screw-HHF |
| 37 | 94-5609-03 | 1 | Cover-Hood, Lower |
| 38 | 323-4 | 1 | Screw-HH |
| 39 | 3253-21 | 2 | Washer-Lock |
| 40 | 3256-24 | 2 | Washer-Flat |
| 41 | 76-9300-01 | 1 | Fender-LH |
| 42 | 76-9340-01 | 1 | Fender-RH |
| 43 | 88-1310 | 1 | Strip-Foam, Cover |
| 44 | 74-4090 | 1 | Tread - Foot Rest |

3325-371

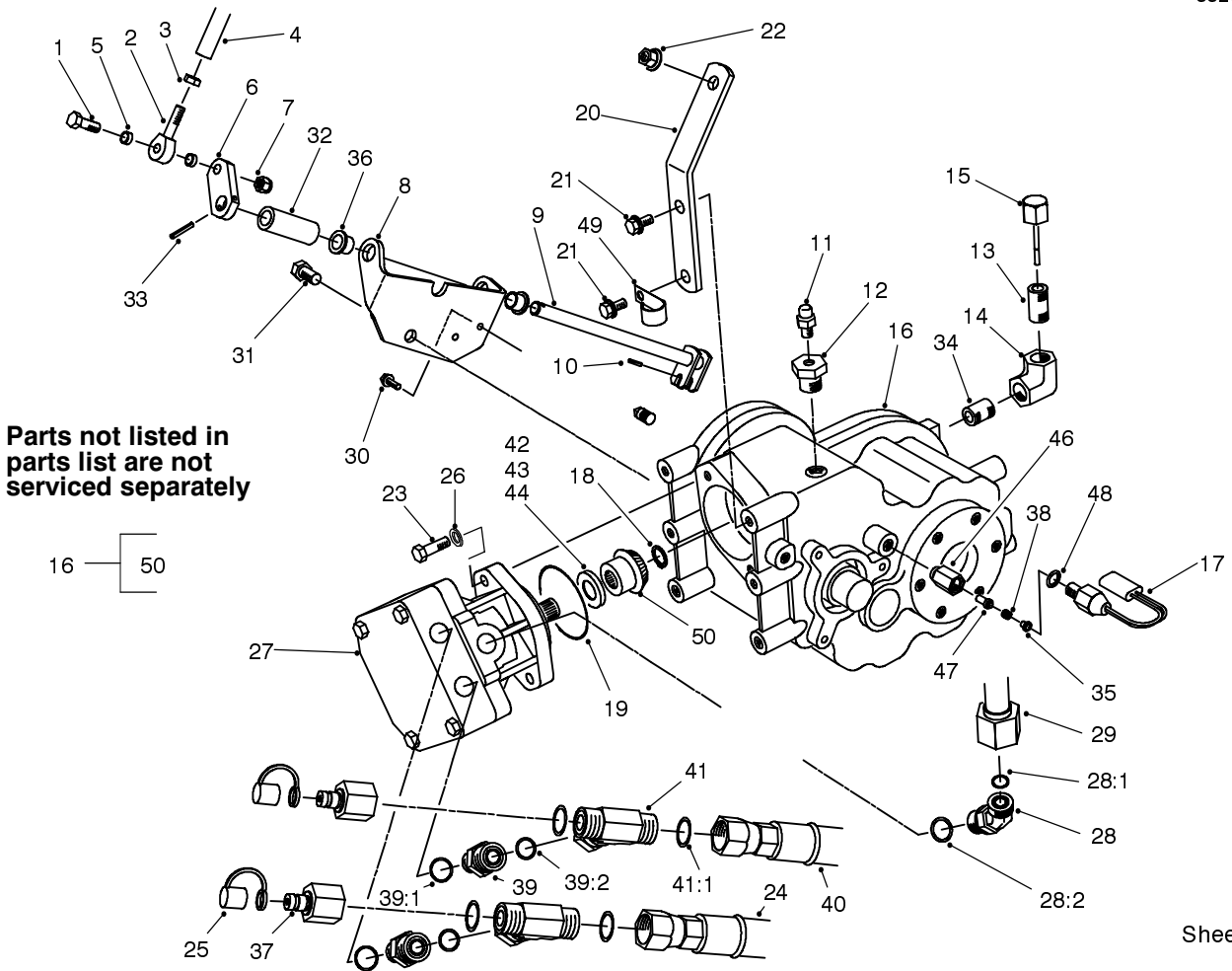


Sheet No.:3

Front Transaxle Installation Assembly

| Ref. No. | Part No. | Qty. | Description |
|----------|------------|------|-----------------------|
| 1 | 323-9 | 1 | Screw-HH |
| 2 | 2411-36 | 1 | Bearing-End, Rod |
| 3 | 3220-3 | 1 | Nut-Jam |
| 4 | 84-0690 | 1 | Rod-Shift |
| 5 | 76-9100 | 2 | Spacer-Speed, Reel |
| 6 | 77-4260 | 1 | Link - Shift |
| 7 | 3296-59 | 1 | Nut-Lock, NI |
| 8 | 84-1610-03 | 1 | Support-Shift Rod |
| 9 | 84-0700 | 1 | Rod-Shift |
| 10 | 32121-24 | 1 | Pin-Spring |
| 11 | 302-14 | 1 | Fitting-Vent |
| 12 | 2812-11 | 1 | Bushing-Reducer |
| 13 | 289-44 | 1 | Nipple-Pipe |
| 14 | 2813-14 | 1 | Pipe-Elbow, 90 |
| 15 | 27-3710 | 1 | Dipstick |
| 16 | 99-7566 | 1 | Transaxle-2 Speed |
| 17 | 72-4320 | 1 | Switch |
| 18 | 32151-62 | 1 | Ring-Retaining |
| 19 | 237-167 | 1 | O-Ring |
| 20 | 84-1600 | 1 | Lever Arm, Front Axle |
| 21 | 3234-12 | 2 | Screw-HHF |
| 22 | 3290-357 | 1 | Nut-Flange, Lock |
| 23 | 323-7 | 2 | Screw-HH |
| 24 | 92-5830 | 1 | Hose ASM - Traction |
| 25 | 353-947 | 2 | Cap-Dust, Rubber |
| 26 | 3256-24 | 2 | Washer-Flat |

| Ref. No. | Part No. | Qty. | Description |
|----------|------------|------|---|
| 27 | 92-2556-01 | 1 | Motor-Fixed Displacement |
| 28 | 340-101 | 1 | Fitting-Hyd |
| 28:1 | 237-30 | 1 | O-Ring |
| 28:2 | 237-79 | 1 | O-Ring |
| 29 | 86-5750 | 1 | Tube ASM-Motor Drain |
| 30 | 3234-4 | 2 | Screw-HHF |
| 31 | 325-2 | 1 | Screw-HH |
| 32 | 86-5420 | 1 | Spacer-Shift Rod |
| 33 | 32121-6 | 1 | Pin-Roll |
| 34 | 289-50 | 1 | Nipple-Pipe |
| 35 | 43-8610 | 1 | Guide |
| 36 | 3-1506 | 2 | Bushing |
| 37 | 86-5860 | 2 | Nipple |
| 38 | 92-1366 | 1 | Spring - Compression |
| 39 | 340-155 | 2 | Fitting-Hydraulic |
| 39:1 | 237-79 | 1 | O-Ring |
| 39:2 | 237-151 | 1 | O-Ring |
| 40 | 92-5841 | 1 | Hose ASM - Traction (only on: 30450) |
| 40 | 92-7765 | 1 | Tube ASM-Traction, 4wd (only on: 30455) |
| 41 | 340-167 | 2 | Fitting-Hyd, Tee |
| 41:1 | 237-65 | 3 | O-Ring |
| 42 | 82-5380 | 1 | Shim - Pinion, .045 |

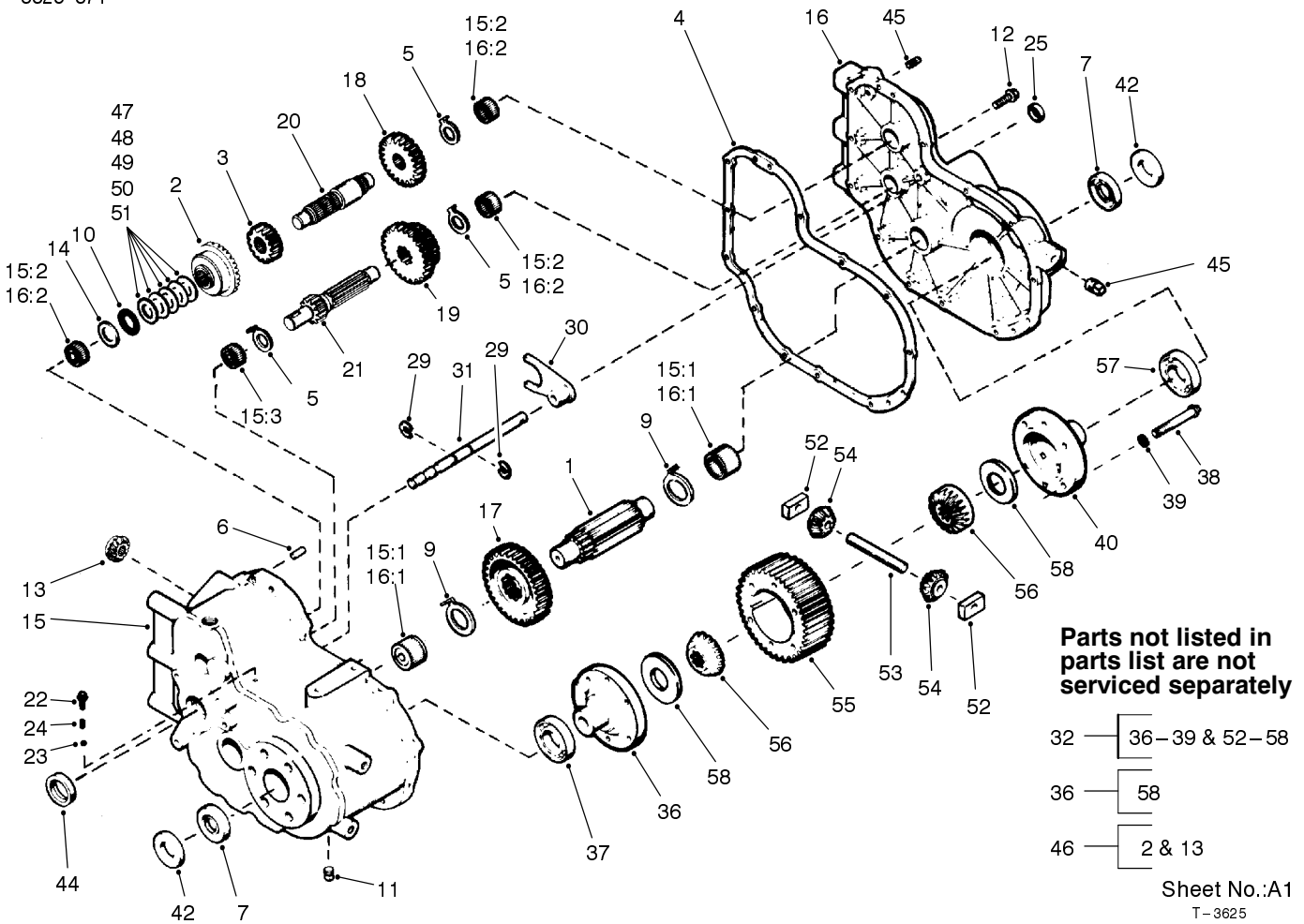


Sheet No.:3

Front Transaxle Installation Assembly (Continued)

| Ref. No. | Part No. | Qty. | Description |
|----------|----------|------|---------------------|
| 43 | 82-5390 | 1 | Shim - Pinion, .038 |
| 44 | 82-5400 | 1 | Shim - Pinion, .052 |
| 46 | 92-1364 | 1 | Guide -Switch Pin |
| 47 | 92-1365 | 1 | Plunger - Switch |
| 48 | 237-30 | 1 | O-Ring |
| 49 | 2412-150 | 1 | J-Clip |

| Ref. No. | Part No. | Qty. | Description |
|----------|----------|------|-------------|
| | | | |
| | | | |
| | | | |
| | | | |

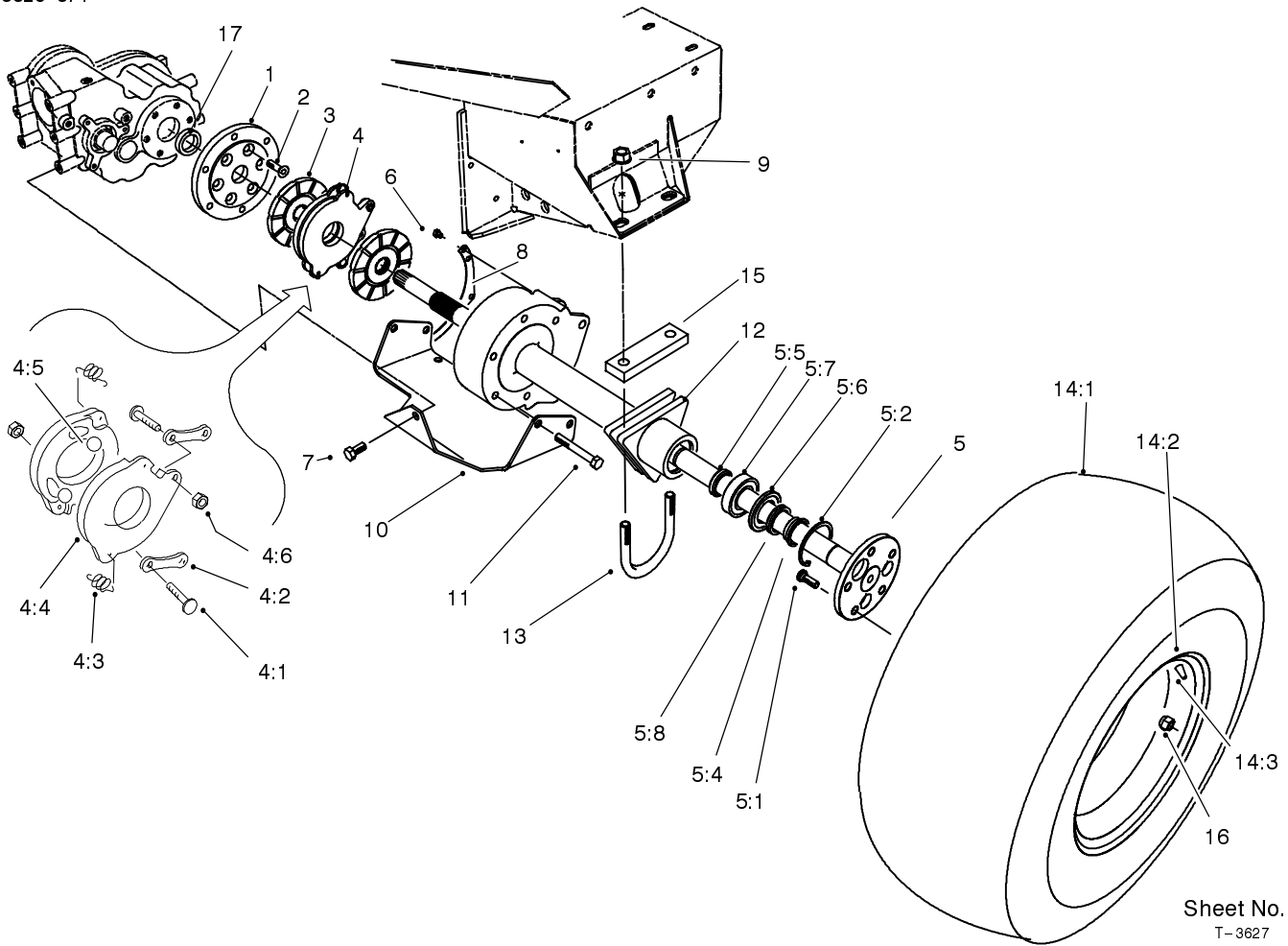


Transaxle Assembly No. 99-7566

Sheet No.:A1
T-3625

| Ref. No. | Part No. | Qty. | Description |
|----------|----------|------|--------------------------|
| 1 | 76-5610 | 1 | Pinion-Output |
| 3 | 76-5630 | 1 | Gear - Spur |
| 4 | 76-5640 | 1 | Gasket - Case & Cover |
| 5 | 76-5650 | 3 | Washer-Thrust |
| 6 | 76-5660 | 2 | Pin-Dowel |
| 7 | 76-5670 | 2 | Seal-Oil |
| 9 | 76-5690 | 2 | Washer-Thrust |
| 10 | 76-5700 | 1 | Bearing-Thrust |
| 11 | 76-5710 | 1 | Plug - Magnetic Drain |
| 12 | 76-5720 | 13 | Screw - Thread Forming |
| 14 | 76-5680 | 1 | Washer-Thrust |
| 15 | 92-0639 | 1 | Case ASM-Transaxle |
| 15:1 | 76-5860 | 2 | Bearing-Needle |
| 15:2 | 76-5870 | 3 | Bearing-Needle |
| 15:3 | 92-0640 | 1 | Bearing-Needle |
| 16 | 76-5760 | 1 | Cover ASM-Transaxle |
| 16:1 | 76-5860 | 2 | Bearing-Needle |
| 16:2 | 76-5870 | 3 | Bearing-Needle |
| 17 | 92-0642 | 1 | Gear - Output |
| 18 | 76-5780 | 1 | Gear-Spur |
| 19 | 92-0644 | 1 | Gear - Cluster, 19 & 27t |
| 20 | 92-0641 | 1 | Shaft - Counter |

| Ref. No. | Part No. | Qty. | Description |
|----------|----------|------|-------------------------|
| 21 | 92-0645 | 1 | Shifter-Gear & Shaft |
| 22 | 76-5820 | 1 | Screw - HHF |
| 23 | 76-5830 | 1 | Ball - Steel |
| 24 | 76-5840 | 1 | Spring - Shifter Fork |
| 25 | 76-5850 | 1 | Seal-Oil |
| 29 | 76-5890 | 2 | Ring-Retaining |
| 30 | 76-5900 | 1 | Fork-Shift |
| 31 | 92-0647 | 1 | Rod - Shift, Hi-Low |
| 32 | 99-7567 | 1 | Differential ASM |
| 36 | 76-5960 | 1 | Carrier - Differential |
| 37 | 92-0646 | 2 | Bearing - Ball |
| 38 | 76-5980 | 6 | Screw - HHF |
| 39 | 98-3801 | 6 | Washer |
| 40 | 76-5990 | 1 | Carrier - Differential |
| 42 | 76-6010 | 2 | Spacer |
| 44 | 76-6030 | 1 | Seal-Oil |
| 45 | 76-6040 | 2 | Plug-Pipe |
| 46 | 84-0080 | 1 | Gear Set-Matched Spiral |
| 47 | 76-5680 | 1 | Washer-Thrust |
| 48 | 76-5740 | 1 | Washer-Thrust |
| 49 | 84-0090 | 1 | Washer-Thrust |
| 50 | 84-0130 | 1 | Washer-Thrust |
| 51 | 84-0140 | 1 | Washer-Thrust |



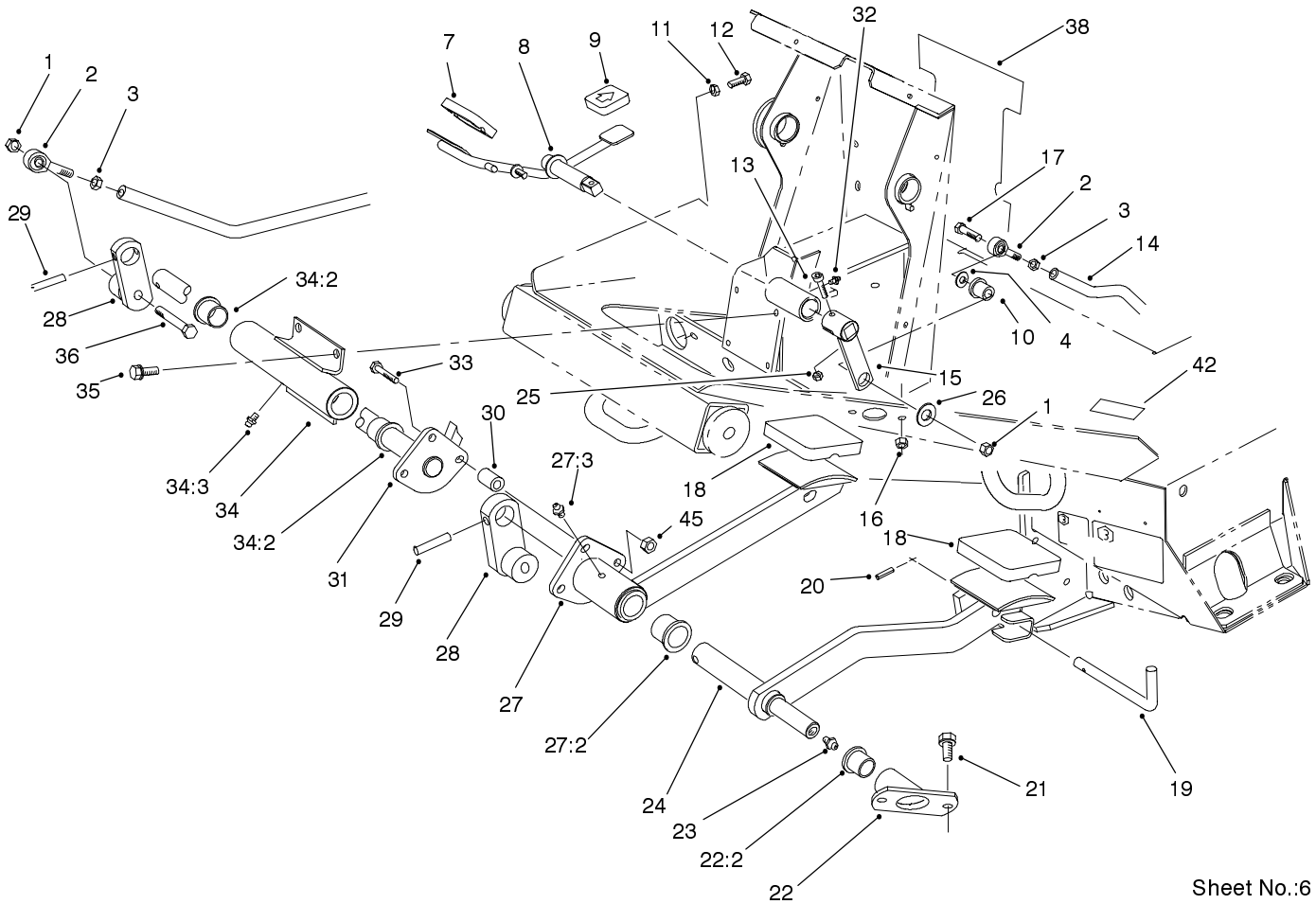
Sheet No.:4
T-3627

Front Axle Assembly

| Ref. No. | Part No. | Qty. | Description |
|----------|------------|------|----------------------|
| 1 | 76-4240-03 | 2 | Plate - Adapter |
| 2 | 3274-87 | 12 | Screw-HSFH |
| 3 | 74-3640 | 4 | Disc-Middle |
| 4 | 74-3630 | 2 | Disc-Actuating |
| 4:1 | 92-7774 | 2 | Stud |
| 4:2 | 92-7775 | 2 | Link |
| 4:3 | 92-7776 | 2 | Spring - Extension |
| 4:4 | 92-7777 | 2 | Disc - Actuating |
| 4:5 | 92-7773 | 3 | Ball |
| 4:6 | 69-9940 | 2 | Nut-HJ |
| 5 | 92-9714 | 2 | Axle ASM-Flanged |
| 5:1 | 242-34 | 5 | Stud-Drive |
| 5:2 | 32151-76 | 1 | Ring-Retaining |
| 5:4 | 92-9706 | 1 | Spacer-Axle, Flanged |
| 5:5 | 92-9708 | 1 | Collar - Bearing |
| 5:6 | 92-9709 | 1 | Spacer - Bearing |
| 5:7 | 92-9710 | 1 | Bearing |
| 5:8 | 92-9712 | 1 | Seal, V-Ring |
| 6 | 3234-30 | 6 | Screw-HHF |
| 7 | 325-4 | 1 | Screw-HH |
| 8 | 76-8300-03 | 2 | Cover-Axle Housing |
| 9 | 32128-50 | 4 | Nut - Flange |
| 10 | 86-5430-03 | 1 | Plate-Skid |
| 11 | 325-15 | 10 | Screw-HH |
| 12 | 92-9704-03 | 2 | Housing-Axle |
| 13 | 84-1590 | 2 | U-Bolt, Front Axle |

| Ref. No. | Part No. | Qty. | Description |
|----------|------------|------|--------------------|
| ☆14 | | 2 | Tire & Wheel ASM |
| 14:1 | 86-5900 | 1 | Tire |
| 14:2 | 217-124 | 1 | Wheel ASM |
| 14:3 | 232-27 | 1 | Stem-Valve |
| 15 | 84-1620-03 | 2 | Plate-Axle Support |
| 16 | 23-7270 | 10 | Nut-Wheel |
| 17 | 76-6010 | 2 | Spacer |

☆ Not serviced

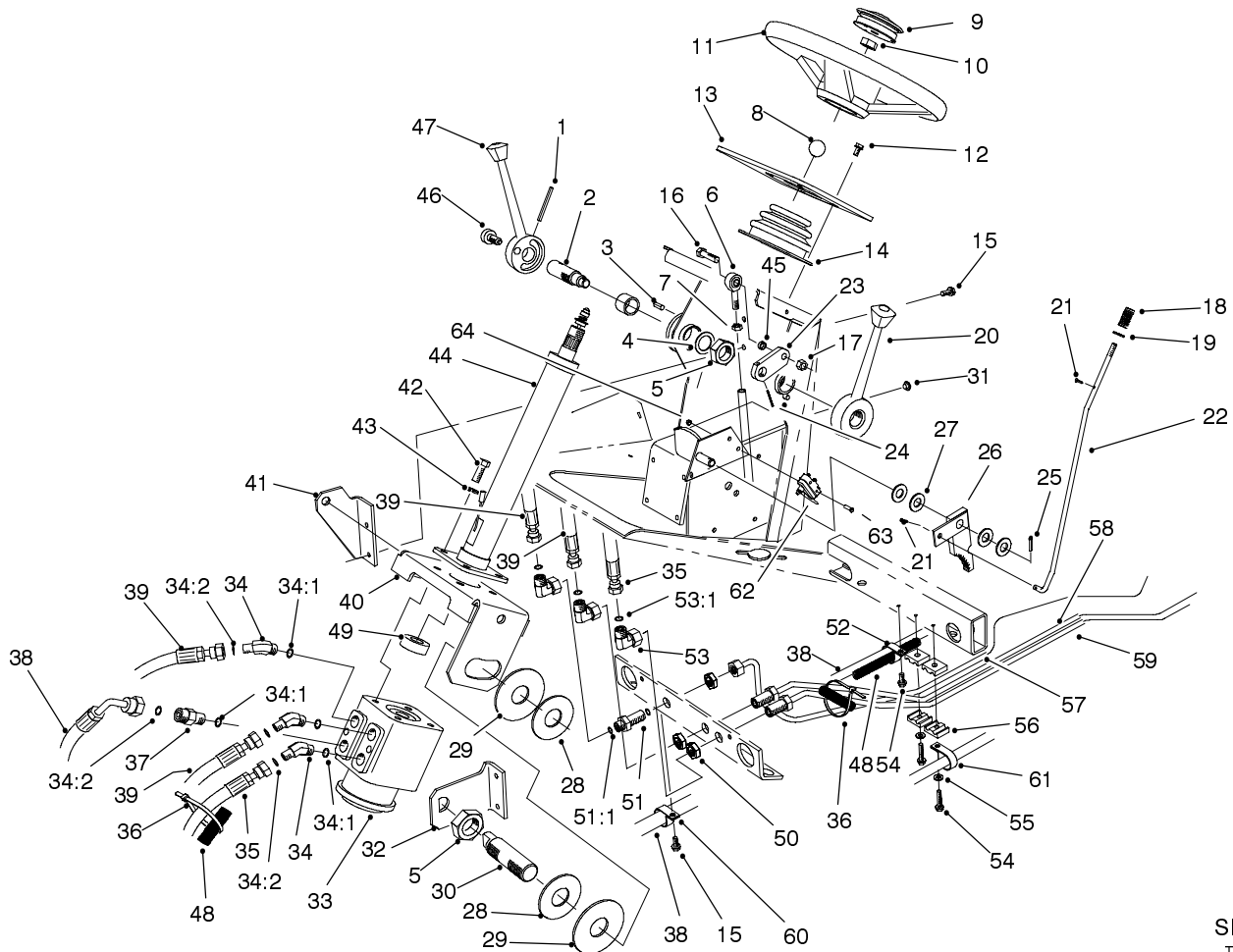


Sheet No.:6

Traction and Brake Pedals Assembly

| Ref. No. | Part No. | Qty. | Description |
|----------|------------|------|--------------------|
| 1 | 3296-59 | 3 | Nut-Lock, NI |
| 2 | 2411-36 | 3 | Bearing-End, Rod |
| 3 | 3220-3 | 3 | Nut-Jam |
| 4 | 3256-3 | 1 | Washer-Flat |
| 7 | 74-9100 | 1 | Pad-Pedal, Forward |
| 8 | 82-5190-03 | 1 | Pedal-Traction |
| 9 | 74-9110 | 1 | Pad-Pedal, Reverse |
| 10 | 63-9751 | 1 | Mount |
| 11 | 3218-2 | 2 | Nut-Jam |
| 12 | 322-4 | 2 | Screw-HH |
| 13 | 3274-19 | 1 | Screw-HSH |
| 14 | 88-1160-03 | 1 | Rod-Control |
| 15 | 92-1367 | 1 | Lever-Traction |
| 16 | 32128-20 | 2 | Nut-HF |
| 17 | 323-9 | 1 | Screw-HH |
| 18 | 82-4960 | 2 | Pad-Foot, Brake |
| 19 | 63-7880 | 1 | Pin-Latch, Brake |
| 20 | 32121-50 | 1 | Pin-Spring |
| 21 | 3234-14 | 2 | Screw-HHF |
| 22 | 76-9680 | 1 | Hub-Brake |
| 22:2 | 256-90 | 1 | Bushing-Flange |
| 23 | 302-2 | 1 | Fitting-Grease |
| 24 | 92-5804-01 | 1 | Pedal-Brake, LH |
| 25 | 3296-42 | 1 | Nut-Lock, NI |
| 26 | 63-8410 | 1 | Washer |
| 27 | 92-5805 | 1 | Pedal-Brake, RH |

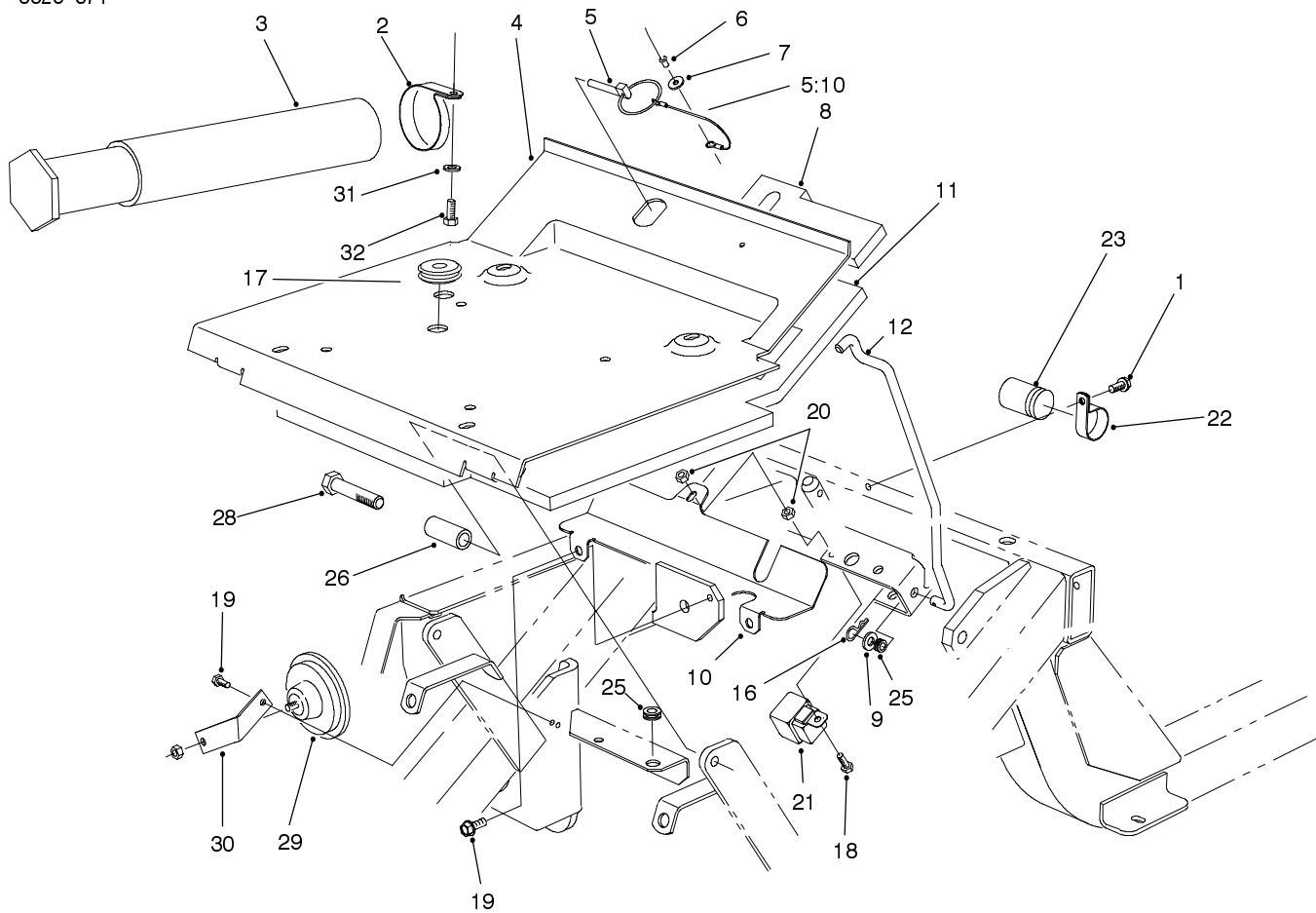
| Ref. No. | Part No. | Qty. | Description |
|----------|------------|------|-------------------|
| 27:2 | 256-10 | 2 | Bushing-Flange |
| 27:3 | 302-5 | 1 | Fitting-Grease |
| 28 | 92-2586-01 | 2 | Lever-Brake |
| 29 | 32121-25 | 2 | Pin-Roll |
| 30 | 66-1140 | 3 | Hub-Adjustment |
| 31 | 92-5806-01 | 1 | Shaft-Brake |
| 32 | 302-5 | 3 | Fitting-Grease |
| 33 | 322-21 | 3 | Screw-HH |
| 34 | 76-9030 | 1 | Support ASM-Brake |
| 34:2 | 256-10 | 2 | Bushing-Flange |
| 34:3 | 302-5 | 1 | Fitting-Grease |
| 35 | 32144-11 | 4 | Screw-TAP |
| 36 | 323-12 | 2 | Screw-HH |
| 38 | 84-1470 | 1 | Decal-Safety |
| 42 | 92-1370 | 1 | Decal-Warning |
| 45 | 32152-1 | 3 | Nut-Lock, NI |



Sheet No.:7
T-3628

Steering Tower Assembly

| Ref. No. | Part No. | Qty. | Description | Ref. No. | Part No. | Qty. | Description |
|----------|------------|------|-----------------------|----------|------------|------|-------------------------|
| 1 | 32121-10 | 1 | Pin-Roll | 26 | 63-7900-03 | 1 | Rack |
| 2 | 74-5790 | 1 | Shaft-Pivot | 27 | 3256-26 | 4 | Washer-Flat |
| 3 | 32121-123 | 2 | Pin-Roll | 28 | 20-9500 | 2 | Washer |
| 4 | 10-8110 | 1 | Washer-Thrust | 29 | 83-0740 | 2 | Disc - Friction |
| 5 | 3296-49 | 2 | Nut-Lock NI | 30 | 76-8340 | 1 | Shaft - Steering Pivot |
| 6 | 2411-36 | 1 | Bearing-End, Rod | 31 | 2410-64 | 2 | Plug-Button |
| 7 | 3220-3 | 1 | Nut-Jam | 32 | 76-8150-03 | 1 | Shaft-Support, Steering |
| 8 | 233-17 | 1 | Knob | 33 | 92-9729 | 1 | Steering Control ASM |
| 9 | 72-0130 | 1 | Horn Kit | 34 | 340-138 | 3 | Fitting-Hyd, 45° |
| 10 | 47-6990 | 1 | Nut | 34:1 | 237-79 | 1 | O-Ring |
| 11 | 68-8080 | 1 | Wheel-Steering | 34:2 | 237-22 | 1 | O-Ring |
| 12 | 32144-4 | 4 | Screw-HH | 35 | 86-3210 | 1 | Hose ASM |
| 13 | 93-9415 | 1 | Panel-Control, Tower | 36 | 3290-378 | 2 | Tie-Cable |
| 14 | 76-9450 | 1 | Boot-Column, Steering | 37 | 59-6430 | 1 | Valve-Check |
| 15 | 32144-11 | 6 | Screw-TAP | 38 | 86-5570 | 1 | Hose ASM |
| 16 | 323-8 | 1 | Screw-HH | 39 | 86-3220 | 2 | Hose ASM |
| 17 | 3296-59 | 1 | Nut-Lock, NI | 40 | 76-8140-03 | 1 | Bracket-Gear, Steering |
| 18 | 95-1821-03 | 1 | Spring - Compression | 41 | 76-8160-03 | 1 | Support-Gear, Steering |
| 19 | 3256-22 | 1 | Washer-Flat | 42 | 323-6 | 4 | Screw-HH |
| 20 | 69-1560-03 | 1 | Lever-Lock | 43 | 3253-21 | 4 | Washer-Lock |
| 21 | 3272-5 | 2 | Pin-Cotter | 44 | 74-3670 | 1 | Steering ASM-Column |
| 22 | 76-9050 | 1 | Rod - Park Brake | 45 | 76-9100 | 1 | Spacer-Speed, Reel |
| 23 | 84-0680 | 1 | Link-Shift | | | | |
| 24 | 32121-6 | 1 | Pin-Roll | | | | |
| 25 | 3272-10 | 1 | Pin-Cotter | | | | |

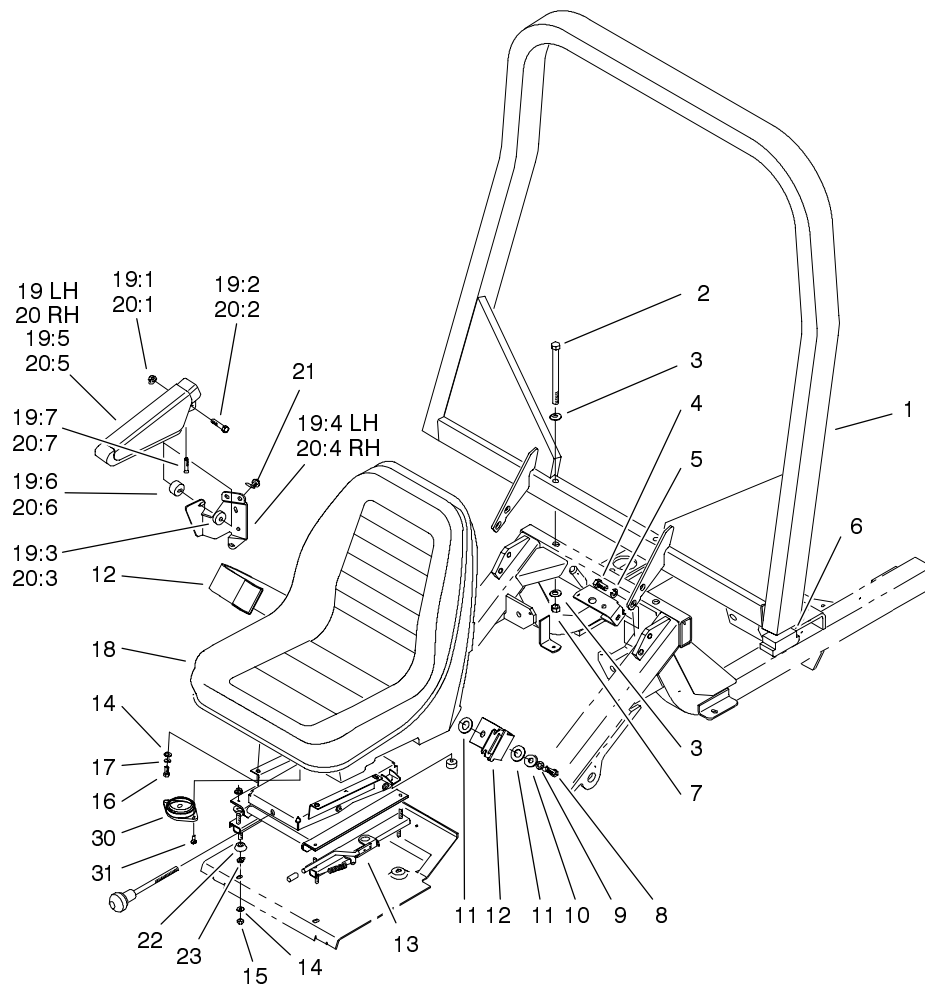


Sheet No.:8

Seat Plate Assembly

| Ref. No. | Part No. | Qty. | Description |
|----------|------------|------|--------------------|
| 1 | 32104-82 | 1 | Screw-HHF |
| 2 | 2412-133 | 2 | R-Clamp |
| 3 | 74-0720 | 1 | Tube-Manual |
| 4 | 76-9460-03 | 1 | Plate-Seat |
| 5 | 77-3780 | 1 | Pin ASM |
| 5:10 | 28-8070 | 1 | Lanyard |
| 6 | 3290-282 | 1 | Rivet-Pop, Steel |
| 7 | 3256-49 | 1 | Washer-Flat |
| 8 | 76-9930 | 1 | Foam - Center |
| 9 | 3256-24 | 1 | Washer-Flat |
| 10 | 86-2860-03 | 1 | Cover-Belt, Upper |
| 11 | 82-4900 | 1 | Foam-Seat, Rear |
| 12 | 76-9440 | 1 | Rod-Prop, Seat |
| 16 | 3290-307 | 1 | Pin-Hair |
| 17 | 237-100 | 1 | Grommet |
| 18 | 321-5 | 1 | Screw-HH |
| 19 | 32144-11 | 3 | Screw-TAP |
| 20 | 32128-33 | 2 | Nut-HF |
| 21 | 70-1480 | 1 | Relay |
| 22 | 2412-74 | 1 | Clamp |
| 23 | 37-2690 | 1 | Capacitor |
| 25 | 237-136 | 2 | Grommet |
| 26 | 76-9480 | 2 | Sleeve-Pivot, Seat |
| 28 | 325-9 | 2 | Screw-HH |
| 29 | 48-4590 | 1 | Disc-Horn |
| 30 | 74-8910 | 1 | Horn Bracket |

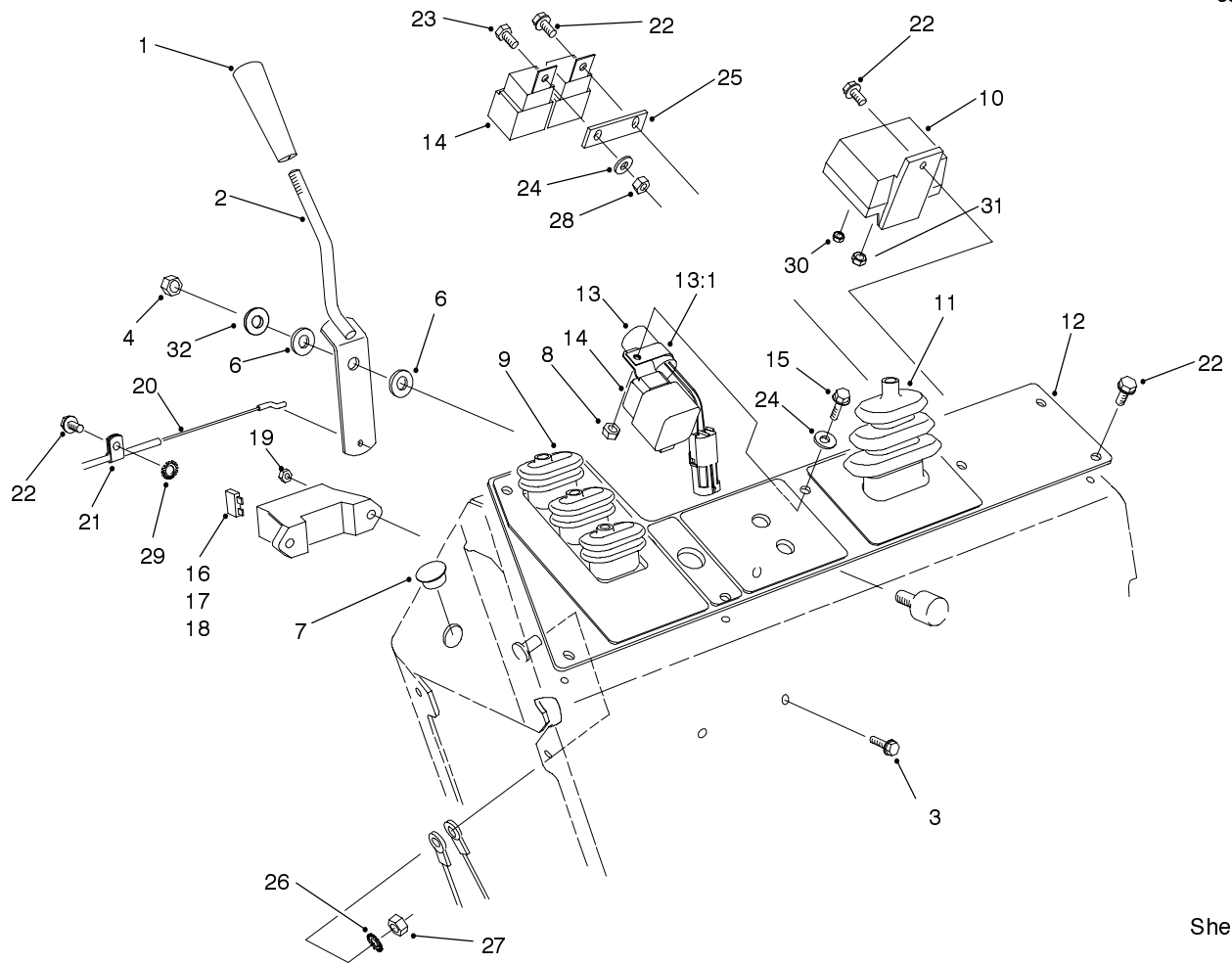
| Ref. No. | Part No. | Qty. | Description |
|----------|----------|------|-------------|
| 31 | 3256-23 | 2 | Washer-Flat |
| 32 | 322-2 | 2 | Screw-HH |



Sheet No.:9
T-3630

Seat and R.O.P.S. Installation Assembly

| Ref. No. | Part No. | Qty. | Description | Ref. No. | Part No. | Qty. | Description |
|----------|------------|------|---------------------------------|----------|----------|------|--------------------|
| 1 | 76-9370-03 | 1 | 2 Post Rops (only on: 30455) | 15 | 3296-29 | 4 | Nut-Lock |
| 2 | 325-33 | 2 | Screw-HH (only on: 30455) | 16 | 322-3 | 4 | Screw-HH |
| 3 | 3256-26 | 4 | Washer-Flat (only on: 30455) | 17 | 3253-4 | 4 | Washer-Lock |
| 4 | 325-2 | 4 | Screw-HH (only on: 30455) | 18 | 104-4620 | 1 | Seat-Olympic, Toro |
| 5 | 3253-7 | 4 | Washer-Lock (only on: 30455) | 19 | 92-7307 | 1 | Armrest ASM-LH |
| 6 | 82-5370 | 2 | Foam - Rops (only on: 30455) | 19:1 | 32128-19 | 1 | Nut-HF |
| 7 | 3296-25 | 2 | Nut-Lock NI (only on: 30455) | 19:2 | 323-9 | 1 | Screw-HH |
| 8 | 3212-5 | 2 | Screw-HH (only on: 30455) | 19:3 | 3256-24 | 1 | Washer-Flat |
| 9 | 3253-6 | 2 | Washer-Lock/Sp (only on: 30455) | 19:4 | 69-0760 | 1 | Bracket-Arm, LH |
| 10 | 3256-5 | 2 | Washer-Flat (only on: 30455) | 19:5 | 69-1180 | 1 | Armrest |
| 11 | 3256-28 | 2 | Washer-Flat (only on: 30455) | 19:6 | 92-7301 | 1 | Spacer |
| 12 | 21-4191 | 1 | Seat Belt ASM (only on: 30455) | 19:7 | 92-7318 | 1 | Screw - Pth |
| 13 | 76-1970 | 1 | Mini-Suspension | 20 | 92-7306 | 1 | Armrest ASM-RH |
| 14 | 3256-2 | 8 | Washer-Flat | 20:1 | 32128-19 | 1 | Nut-HF |
| | | | | 20:2 | 323-9 | 1 | Screw-HH |
| | | | | 20:3 | 3256-24 | 1 | Washer-Flat |
| | | | | 20:4 | 69-0770 | 1 | Bracket-Arm, RH |
| | | | | 20:5 | 69-1180 | 1 | Armrest |
| | | | | 20:6 | 92-7301 | 1 | Spacer |
| | | | | 20:7 | 92-7318 | 1 | Screw - Pth |
| | | | | 21 | 3234-14 | 6 | Screw-HHF |
| | | | | 22 | 66-9290 | 4 | Spacer-Suspension |
| | | | | 23 | 3218-2 | 4 | Nut-Jam |
| | | | | 30 | 92-6282 | 1 | Switch-Seat |
| | | | | 31 | 321-3 | 2 | Screw-HH |

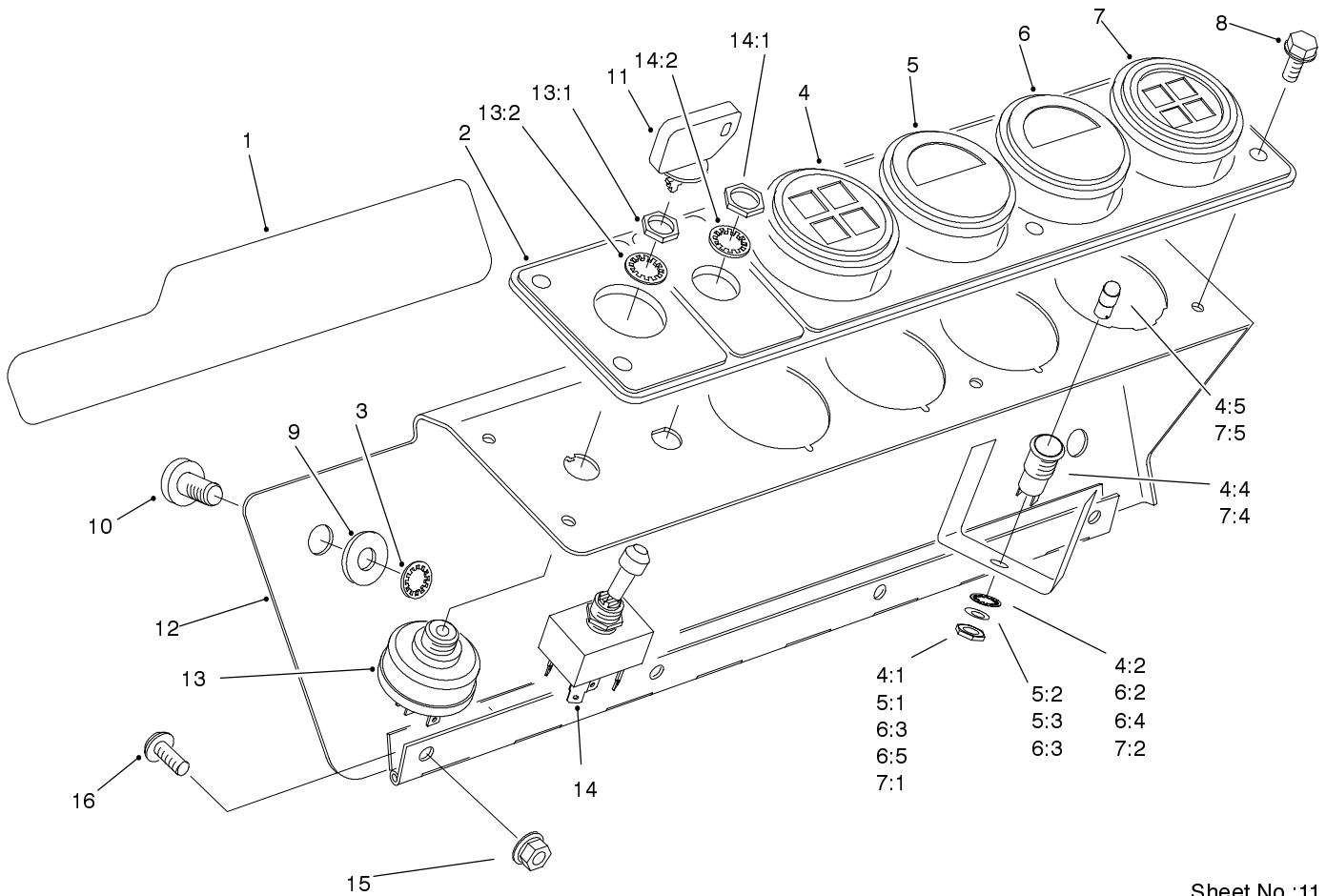


Sheet No.:10

Control Console Assembly

| Ref. No. | Part No. | Qty. | Description |
|----------|----------|------|------------------------------|
| 1 | 233-39 | 1 | Knob-Control |
| 2 | 76-4300 | 1 | Lever-Throttle |
| 3 | 3290-126 | 2 | Screw |
| 4 | 3296-44 | 1 | Nut-Lock NI |
| 6 | 52-2900 | 2 | Washer |
| 7 | 94-5627 | 1 | Plug |
| 8 | 32128-33 | 1 | Nut-HF |
| 9 | 76-8450 | 1 | Lever-Lift, Boot |
| 10 | 76-5260 | 1 | Relay-Glow Plug |
| 11 | 76-8440 | 1 | Boot-Throttle |
| 12 | 86-5410 | 1 | Panel-Console |
| 13 | 83-2280 | 1 | Timer - Delay |
| 13:1 | 98-4604 | 1 | R-Clamp |
| 14 | 70-1480 | 3 | Relay |
| 15 | 32144-86 | 1 | Screw-HH |
| 16 | 218-573 | 2 | Fuse-5 Amp |
| 17 | 218-581 | 1 | Fuse - 15 Amp, 32 Volt |
| 18 | 218-593 | 1 | Fuse-30 Amps |
| 19 | 3296-12 | 2 | Nut-Lock |
| 20 | 74-5480 | 1 | Cable-Throttle |
| 21 | 2412-31 | 1 | Clamp-Boden |
| 22 | 32144-4 | 10 | Screw-HH |
| 23 | 321-2 | 1 | Screw-HH |
| 24 | 3256-78 | 2 | Washer-Flat (only on: 30450) |

| Ref. No. | Part No. | Qty. | Description |
|----------|----------|------|------------------------------|
| 24 | 3256-78 | 1 | Washer-Flat (only on: 30455) |
| 25 | 77-3970 | 1 | Spacer - Relay |
| 26 | 3255-8 | 1 | Washer-Lock/Ext |
| 27 | 3296-47 | 1 | Nut-Lock, NI |
| 28 | 3296-42 | 1 | Nut-Lock, NI |
| 29 | 3255-7 | 1 | Washer-Lock/Ext |
| 30 | 48-7880 | 1 | Nut-Hex |
| 31 | 48-7890 | 1 | Nut |
| 32 | 3256-35 | 1 | Washer-Flat |

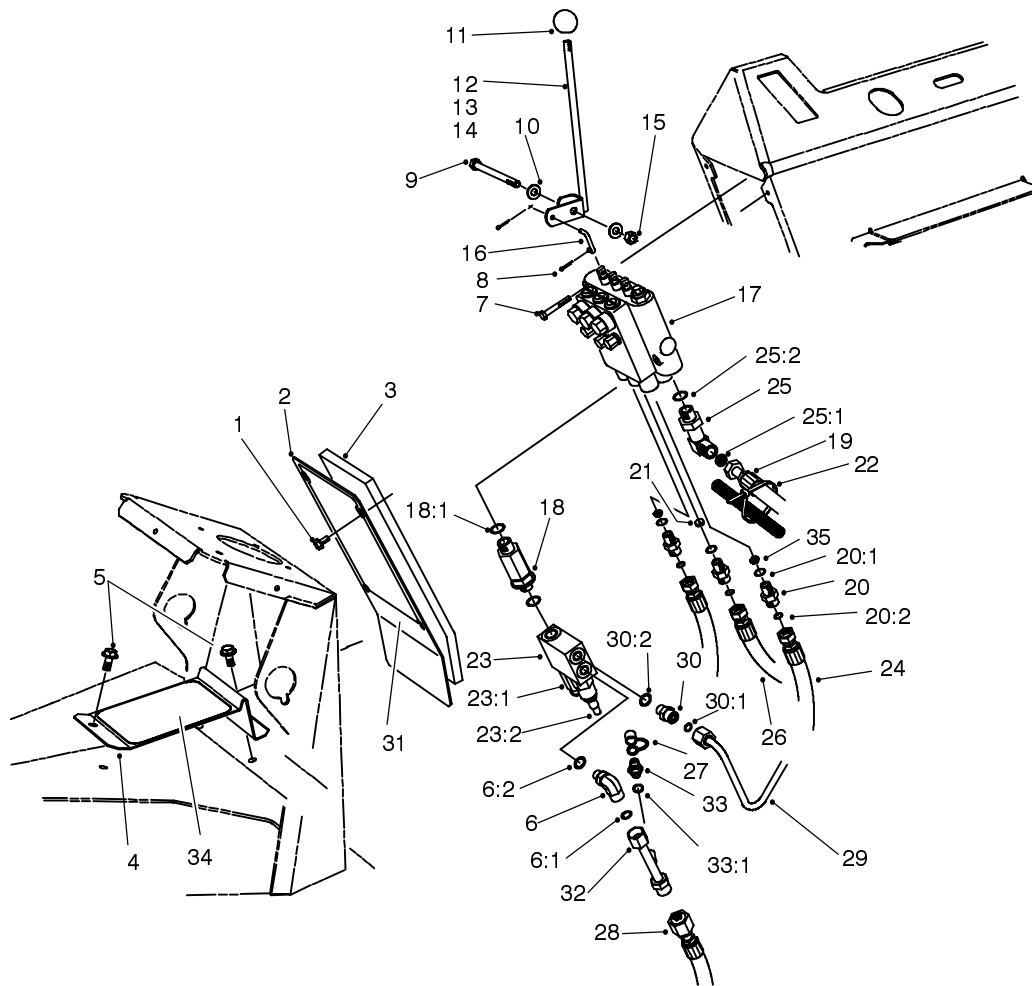


Sheet No.:11
T-3632

Gage Panel Assembly

| Ref. No. | Part No. | Qty. | Description |
|----------|----------|------|----------------------------------|
| 1 | 92-6564 | 1 | Decal - 4 Matic (only on: 30455) |
| 2 | 84-1450 | 1 | Panel-Console Gauges |
| 3 | 32151-72 | 2 | Ring-Retaining |
| 4 | 93-7483 | 1 | Lamp-Cluster |
| 4:1 | 3217-26 | 1 | Nut-Hex |
| 4:2 | 3254-1 | 1 | Washer-Lock/Int |
| 4:4 | 87-6270 | 4 | Socket - Light |
| 4:5 | 219-17 | 4 | Bulb |
| 5 | 76-9060 | 1 | Gauge-Temperature |
| 5:1 | 3219-14 | 6 | Nut-Hex |
| 5:2 | 3253-2 | 5 | Washer-Lock/Sp |
| 5:3 | 3256-14 | 2 | Washer-Flat |
| 6 | 66-2940 | 1 | Gauge-Fuel |
| 6:2 | 3254-1 | 2 | Washer-Lock/Int |
| 6:3 | 3217-27 | 2 | Nut-Hex |
| 6:4 | 3255-24 | 3 | Washer-Lock/Ext |
| 6:5 | 3217-16 | 3 | Nut-Hex |
| 7 | 93-7484 | 1 | Cluster-Lamp |
| 7:1 | 3217-26 | 1 | Nut-Hex |
| 7:2 | 3254-1 | 1 | Washer-Lock/Int |
| 7:4 | 87-6270 | 4 | Socket - Light |
| 7:5 | 219-17 | 4 | Bulb |
| 8 | 32144-4 | 6 | Screw-HH |
| 9 | 3256-24 | 2 | Washer-Flat |

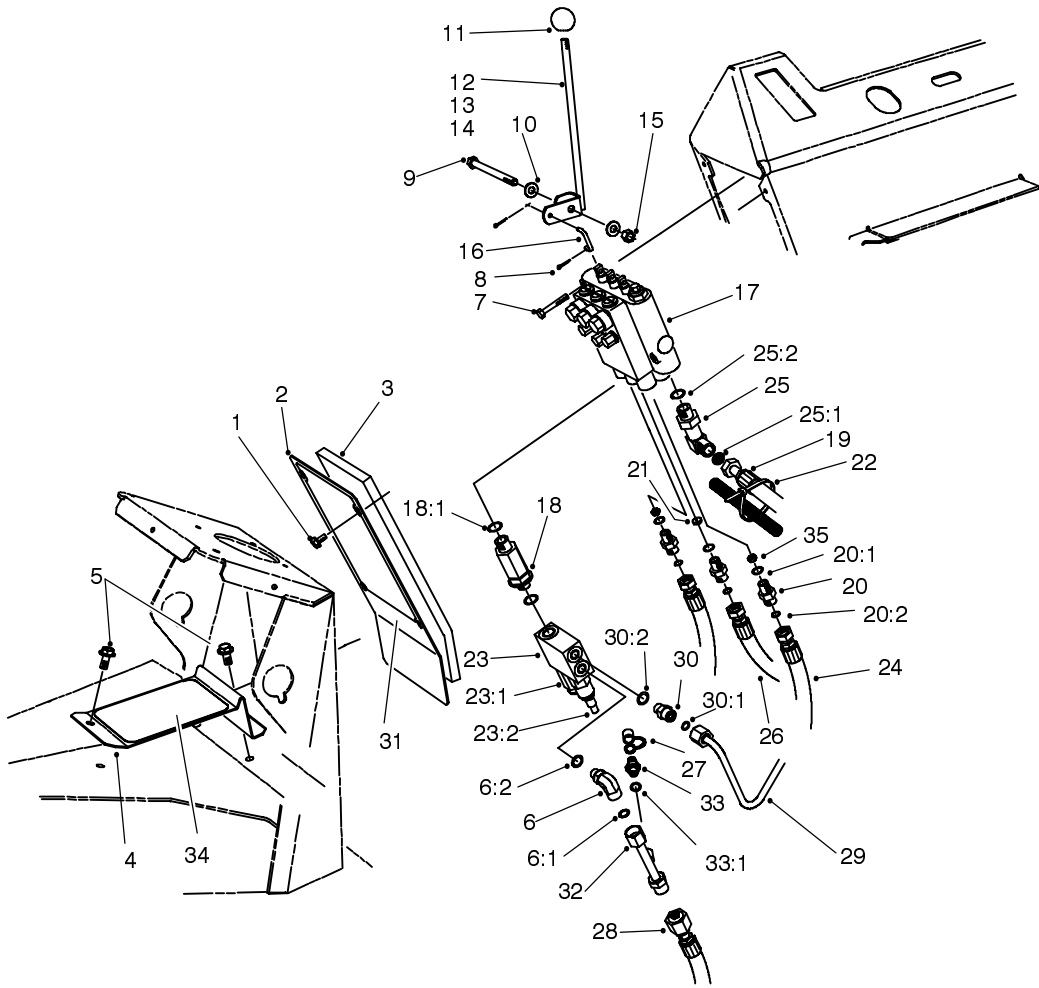
| Ref. No. | Part No. | Qty. | Description |
|----------|------------|------|-----------------|
| 10 | 3250-36 | 2 | Screw-PPH |
| 11 | 63-8360 | 1 | Key-Ignition |
| 12 | 82-3750-03 | 1 | Cover-Console |
| 13 | 27-2360 | 1 | Switch-Key |
| 13:1 | 218-446 | 1 | Nut-Hex |
| 13:2 | 218-447 | 1 | Washer-Lock |
| 14 | 85-4980 | 1 | Switch-PTO |
| 14:1 | 3218-19 | 2 | Nut-HJ |
| 14:2 | 3254-20 | 1 | Washer-Lock/Int |
| 15 | 32128-33 | 4 | Nut-HF |
| 16 | 3274-31 | 4 | Screw-HSBH |



Sheet No.:12

Lift Valve Installation Assembly

| Ref. No. | Part No. | Qty. | Description | Ref. No. | Part No. | Qty. | Description |
|----------|------------|------|----------------------|----------|----------|------|---------------------------------------|
| 1 | 46-6810 | 4 | Screw & Washer ASM | 22 | 3290-379 | 1 | Tie-Cable |
| 2 | 76-7090-03 | 1 | Cover-Control, Front | 23 | 86-5440 | 1 | Relief ASM-Dual Wing |
| 3 | 76-6270 | 1 | Strip-Foam, Panel | 23:1 | 88-1520 | 1 | Cartridge-Relief |
| 4 | 82-5300-03 | 1 | Heel-Support | 23:2 | 88-1530 | 1 | Cartridge-Relief, Differential |
| 5 | 32144-11 | 2 | Screw-TAP | 24 | 86-3190 | 2 | Hose ASM |
| 6 | 340-99 | 1 | Fitting-Hyd, 90 | 25 | 63-4090 | 1 | Fitting |
| 6:1 | 237-30 | 1 | O-Ring | 25:1 | 237-30 | 1 | O-Ring |
| 6:2 | 237-42 | 1 | O-Ring | 25:2 | 237-79 | 1 | O-Ring |
| 7 | 321-10 | 2 | Screw-HH | 26 | 86-3180 | 1 | Hose Assy |
| 8 | 3272-1 | 6 | Pin-Cotter | 27 | 353-947 | 1 | Cap-Dust, Rubber |
| 9 | 323-17 | 1 | Screw-HH | 28 | 86-3230 | 1 | Hose ASM |
| 10 | 3256-24 | 2 | Washer-Flat | 29 | 86-5770 | 1 | Tube ASM-Relief Valve |
| 11 | 233-42 | 3 | Knob | 30 | 340-2 | 1 | Adapter |
| 12 | 74-6060 | 1 | Handle | 30:1 | 237-22 | 1 | O-Ring |
| 13 | 74-6050 | 1 | Handle | 30:2 | 237-42 | 1 | O-Ring |
| 14 | 69-7010 | 1 | Lever-Valve, LH | 31 | 93-7242 | 1 | Decal - Service, 4wd (only on: 30455) |
| 15 | 3296-39 | 1 | Nut-Lock, NI | 31 | 93-7243 | 1 | Decal - Service, 2wd (only on: 30450) |
| 16 | 69-9140 | 3 | Link-Levers, Valve | 32 | 86-5760 | 1 | Tube ASM-Deck Return |
| 17 | 92-7762 | 1 | Valve ASM-Control | 33 | 354-77 | 1 | Fitting-Quick |
| 18 | 74-5910 | 1 | Bulkhead-Special | 33:1 | 237-78 | 1 | O-Ring |
| 18:1 | 237-79 | 2 | O-Ring | | | | |
| 19 | 95-4354 | 1 | Hose ASM | | | | |
| 20 | 88-1380 | 3 | Fitting-Adapter | | | | |
| 20:1 | 237-42 | 1 | O-Ring | | | | |
| 20:2 | 237-21 | 1 | O-Ring | | | | |
| 21 | 84-6402 | 1 | Disc - Orifice | | | | |

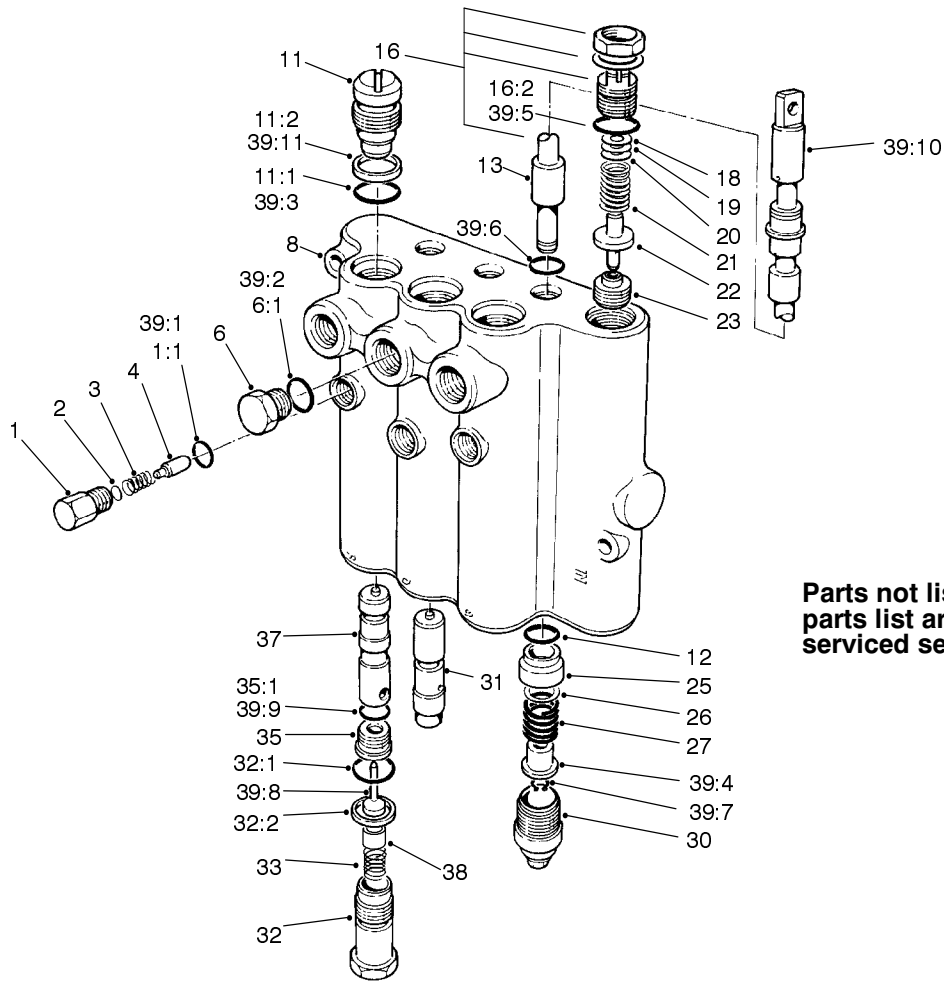


Sheet No.:12

Lift Valve Installation Assembly (Continued)

| Ref. No. | Part No. | Qty. | Description |
|----------|----------|------|---------------|
| 34 | 76-7040 | 1 | Pad - Foot |
| 35 | 86-2501 | 2 | Plate-Orifice |

| Ref. No. | Part No. | Qty. | Description |
|----------|----------|------|-------------|
|----------|----------|------|-------------|

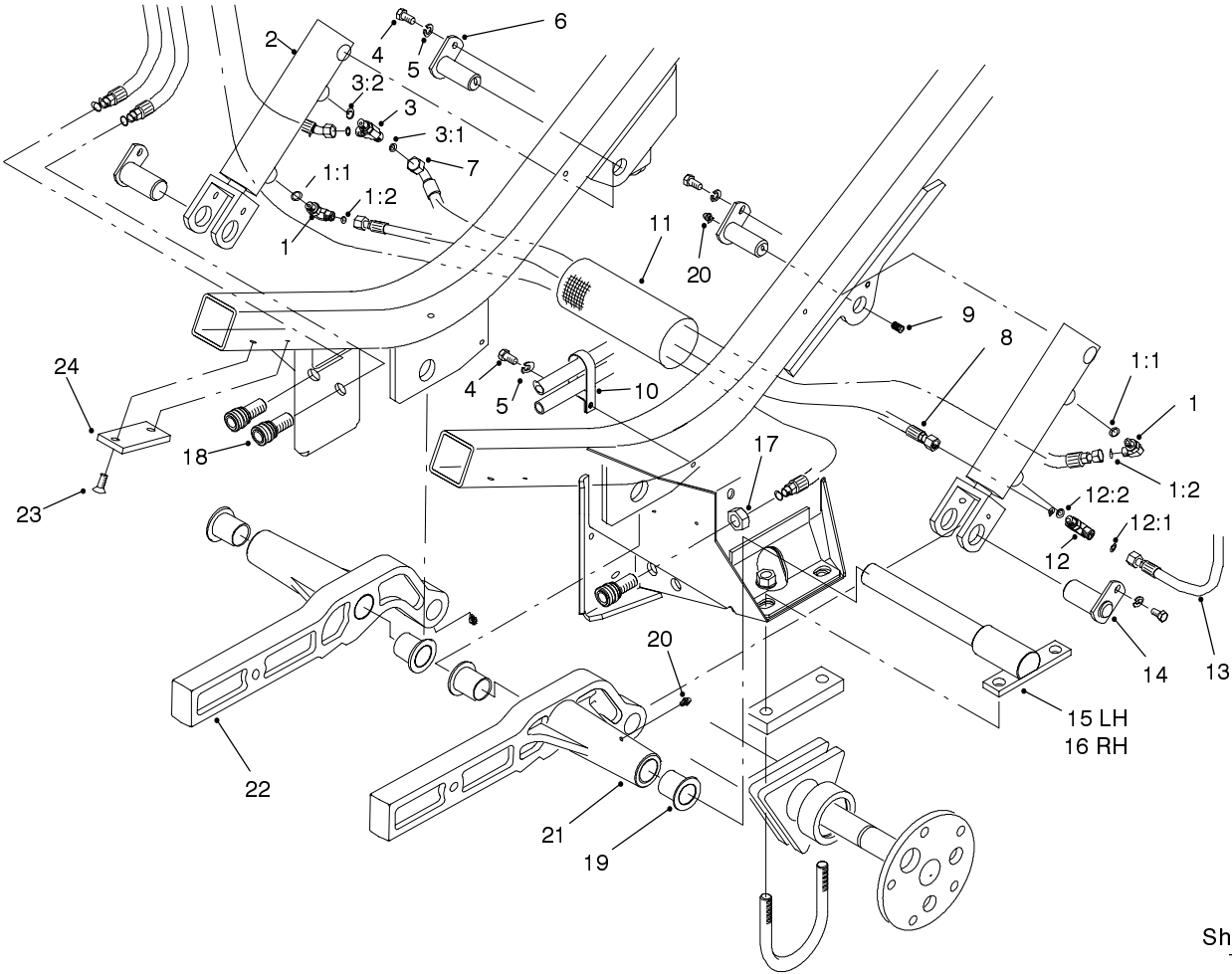


Sheet No.:A5
T-3633

Lift Valve Assembly No. 92-7762

| Ref. No. | Part No. | Qty. | Description |
|----------|----------|------|-------------|
| 1 | 58-6780 | 3 | Plug |
| 1:1 | 58-6790 | 1 | O-Ring |
| 2 | 60-6450 | 1 | Disc |
| 3 | 58-6760 | 3 | Spring |
| 4 | 58-6770 | 3 | Plunger |
| 6 | 353-508 | 3 | Plug-O-Ring |
| 6:1 | 237-42 | 1 | O-Ring |
| 11 | 58-6350 | 3 | Plug |
| 11:1 | 60-5720 | 1 | Ring |
| 11:2 | 58-6370 | 1 | Washer |
| 16 | 69-1830 | 1 | Plug ASM |
| 16:2 | 58-6750 | 1 | O Ring |
| 18 | 58-6470 | 1 | Washer |
| 19 | 58-6480 | 1 | Washer |
| 20 | 58-6490 | 1 | Washer |
| 21 | 92-2567 | 1 | Spring |
| 22 | 92-2568 | 1 | Poppet |
| 25 | 58-6400 | 3 | Bushing |
| 26 | 58-6700 | 3 | Washer |
| 27 | 58-6730 | 3 | Spring |
| 30 | 58-6420 | 3 | Cap |
| 31 | 84-6430 | 1 | Plunger |
| 32 | 92-7780 | 3 | Plug ASM |
| 32:1 | 60-5720 | 1 | Ring |
| 32:2 | 58-6370 | 1 | Washer |
| 33 | 92-7778 | 3 | Spring |

| Ref. No. | Part No. | Qty. | Description |
|----------|----------|------|-------------|
| 35 | 58-6330 | 3 | Seat |
| 35:1 | 58-6340 | 1 | O-Ring |
| 37 | 84-6420 | 2 | Plunger |
| 38 | 92-7779 | 3 | Eyelet |
| 39 | 60-3780 | 1 | Seal Kit |
| 39:1 | 58-6790 | 3 | O-Ring |
| 39:2 | 58-6720 | 3 | O Ring |
| 39:3 | 60-5720 | 6 | Ring |
| 39:4 | 58-6310 | 6 | Spacer |
| 39:5 | 58-6750 | 1 | O Ring |
| 39:6 | 58-6450 | 6 | O-Ring |
| 39:7 | 58-6460 | 3 | Ring |
| 39:8 | 58-6290 | 3 | Poppet |
| 39:9 | 58-6340 | 3 | O-Ring |
| 39:10 | 58-6320 | 3 | Wiper |

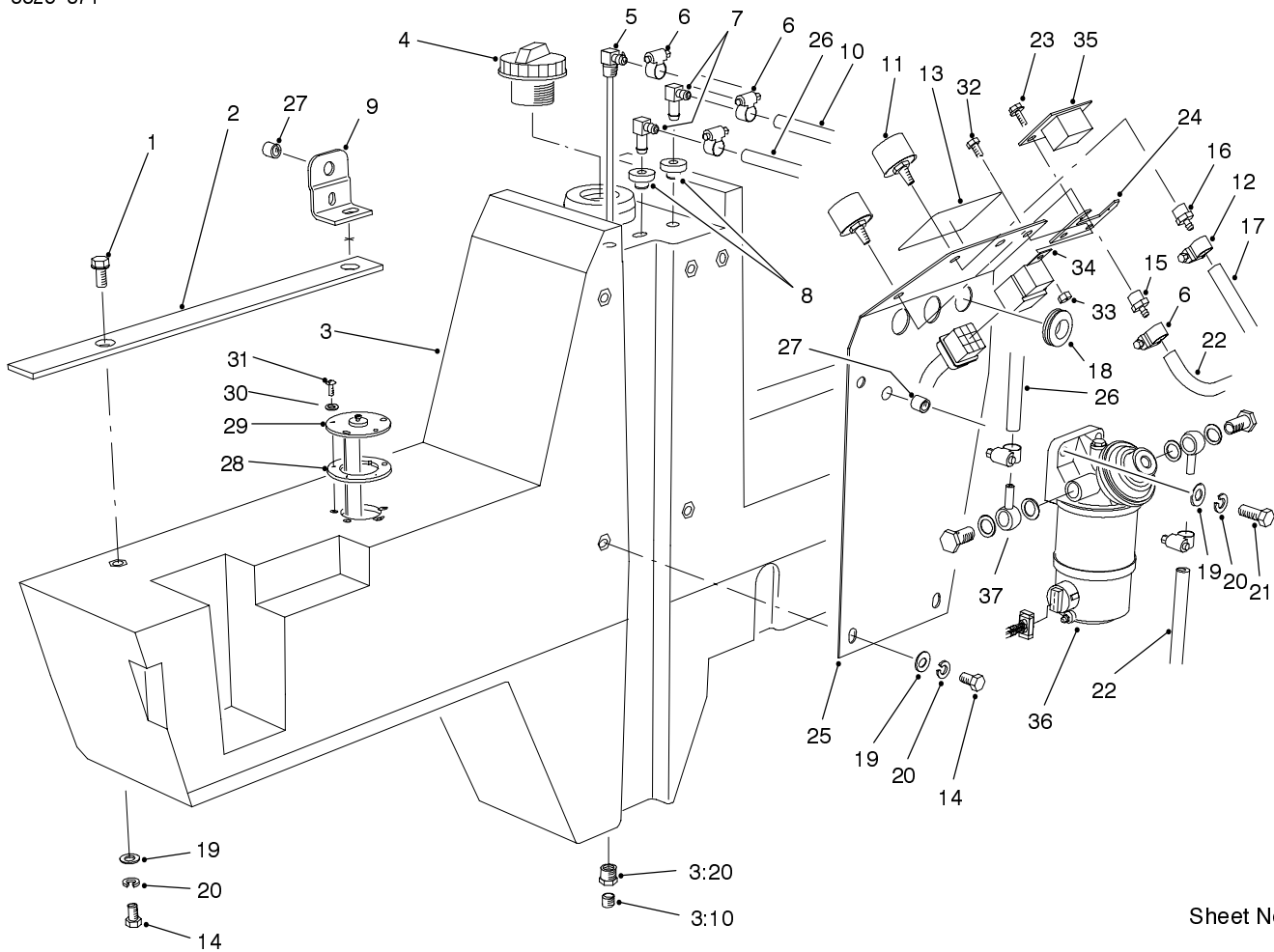


Sheet No.:13
T-3634

Cylinder and Lift Arm Assembly

| Ref. No. | Part No. | Qty. | Description |
|----------|------------|------|-------------------|
| 1 | 340-132 | 2 | Fitting-Hyd, 90 |
| 1:1 | 237-78 | 1 | O-Ring |
| 1:2 | 237-21 | 1 | O-Ring |
| 2 | 86-5580 | 2 | Hyd Cylinder ASM |
| 3 | 340-140 | 1 | Adapter Tee |
| 3:1 | 237-21 | 2 | O-Ring |
| 3:2 | 237-78 | 1 | O-Ring |
| 4 | 322-2 | 5 | Screw-HH |
| 5 | 3253-4 | 5 | Washer-Lock |
| 6 | 84-1350 | 2 | Pin-Pivot |
| 7 | 86-3160 | 1 | Hose ASM |
| 8 | 86-3200 | 1 | Hose ASM |
| 9 | 3247-4 | 2 | Screw-Set |
| 10 | 2412-137 | 1 | Clamp-Tube |
| 11 | 70-1380 | 1 | Sleeve-Protective |
| 12 | 340-125 | 1 | Adapter |
| 12:1 | 237-21 | 2 | O-Ring |
| 12:2 | 237-78 | 1 | O-Ring |
| 13 | 86-3170 | 1 | Hose ASM |
| 14 | 88-1190 | 2 | Pin-Pivot |
| 15 | 86-2790-03 | 1 | Pin-Pivot, LH |
| 16 | 88-1200-03 | 1 | Pivot-Pin, RH |
| 17 | 3220-7 | 3 | Nut-Jam |
| 18 | 86-5450 | 3 | Coupler |
| 19 | 68-6480 | 4 | Bushing - Flange |
| 20 | 302-5 | 6 | Fitting-Grease |

| Ref. No. | Part No. | Qty. | Description |
|----------|------------|------|--------------|
| 21 | 84-0730-03 | 1 | Arm-Lift, LH |
| 22 | 86-5890-03 | 1 | Arm-Lift, RH |
| 23 | 32108-58 | 4 | Screw-Pfh |
| 24 | 69-9300 | 2 | Pad-Bumper |

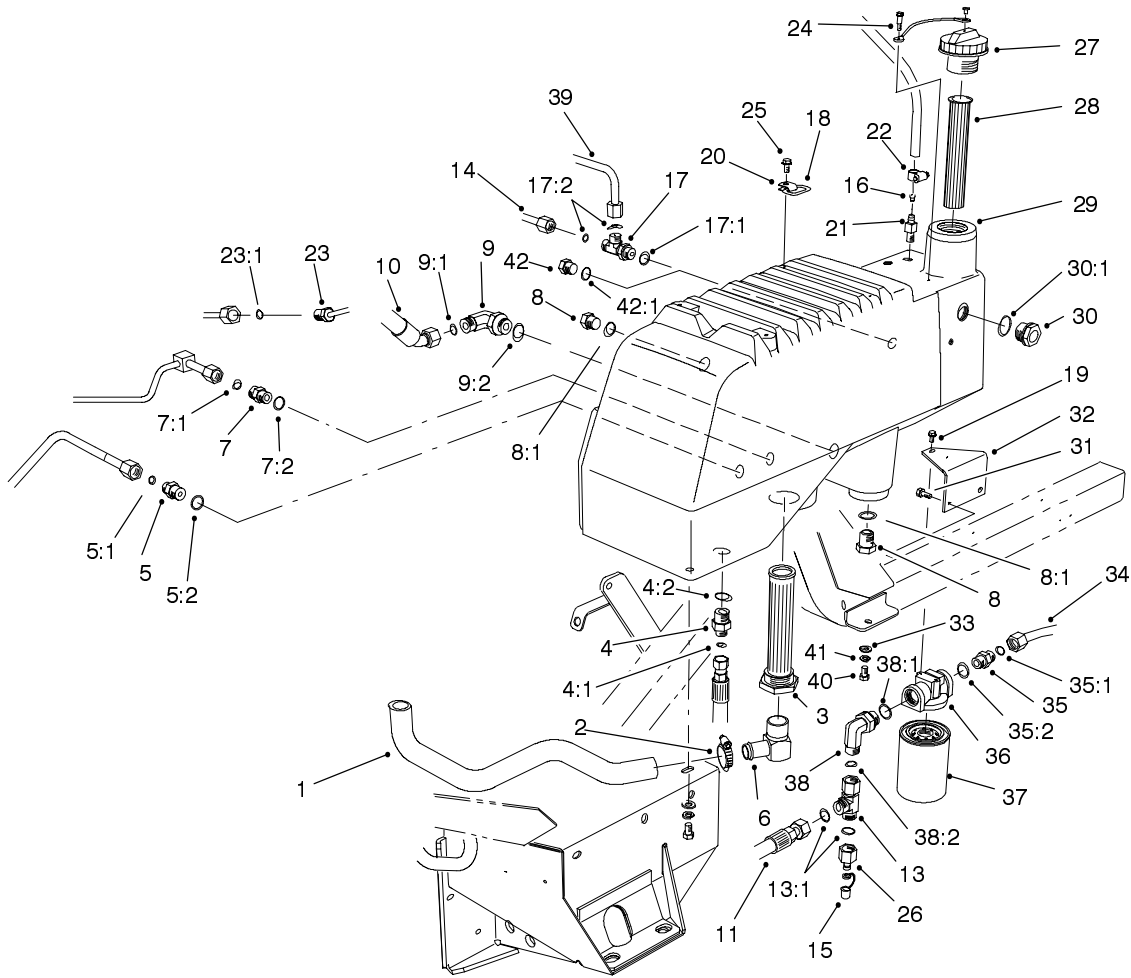


Sheet No.:14

Fuel Tank Assembly

| Ref. No. | Part No. | Qty. | Description |
|----------|----------|------|-------------------------|
| 1 | 3234-12 | 2 | Screw-HHF |
| 2 | 76-9790 | 1 | Foam - Fuel Tank |
| 3 | 74-5580 | 1 | Tank-Fuel |
| 3:10 | 285-22 | 1 | Plug-Pipe |
| 3:20 | 2812-1 | 1 | Bushing-Pipe |
| 4 | 93-3102 | 1 | Cap-Fuel |
| 5 | 76-6600 | 1 | Pipe-Stand |
| 6 | 2412-108 | 6 | Clamp-Worm |
| 7 | 46-6550 | 2 | Fitting-Hyd, 90 |
| 8 | 46-6560 | 2 | Bushing |
| 9 | 82-3660 | 1 | Bracket - Cover |
| 10 | 63-7627 | 1 | Hose-Fuel |
| 11 | 68-6150 | 2 | Breather-Air |
| 12 | 2412-36 | 1 | Clamp-Hose |
| 13 | 76-8780 | 1 | Decal - Caution, Fuel |
| 14 | 323-4 | 7 | Screw-HH |
| 15 | 354-95 | 1 | Hose-Female, Barb |
| 16 | 354-94 | 1 | Hose-Female, Barb |
| 17 | 74-9122 | 1 | Hose-Overflow, Radiator |
| 18 | 240-6 | 3 | Grommet-Rubber |
| 19 | 3256-24 | 9 | Washer-Flat |
| 20 | 3253-21 | 9 | Washer-Lock |
| 21 | 323-7 | 2 | Screw-HH |
| 22 | 63-7622 | 2 | Hose-Fuel |
| 23 | 32144-18 | 2 | Screw-HH |

| Ref. No. | Part No. | Qty. | Description |
|----------|------------|------|----------------------|
| 24 | 94-5614-03 | 1 | Bracket - Hour Meter |
| 25 | 76-6590-03 | 1 | Plate - Fuel Tank |
| 26 | 63-7626 | 1 | Hose-Fuel |
| 27 | 32148-9 | 3 | Nut-Insert |
| 28 | 62-7650 | 1 | Gasket |
| 29 | 74-5860 | 1 | Sender-Fuel |
| 30 | 3253-15 | 5 | Washer-Lock/Sp |
| 31 | 32122-24 | 5 | Screw-Pth |
| 32 | 321-3 | 2 | Screw-HH |
| 33 | 3296-42 | 2 | Nut-Lock, NI |
| 34 | 70-1480 | 1 | Relay |
| 35 | 75-6820 | 1 | Hourmeter |
| 36 | 76-5300 | 1 | Fuel Filter ASM |
| 37 | 76-5190 | 2 | Fitting-Adj |

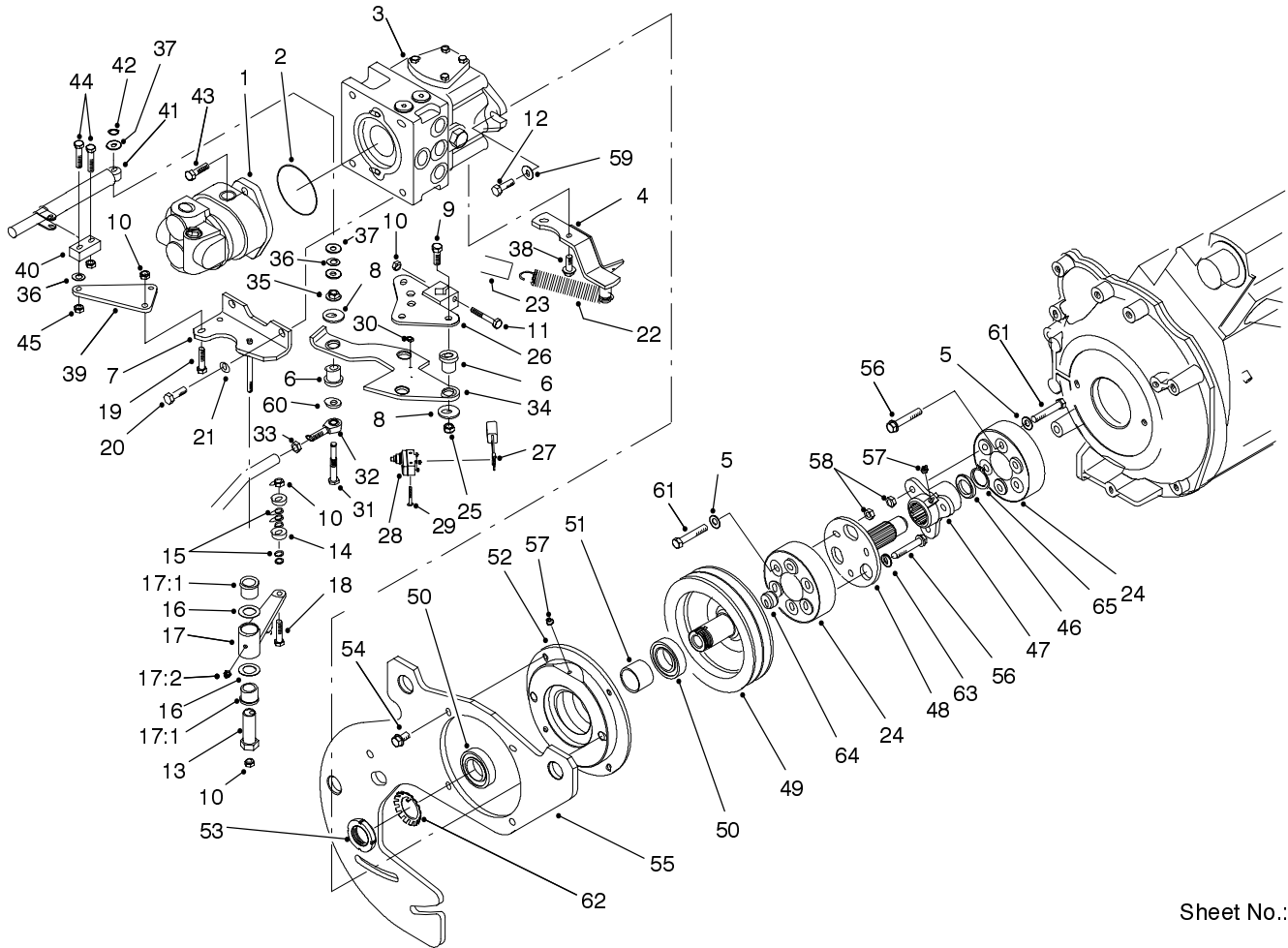


Sheet No.:15

Hydraulic Reservoir Assembly

| Ref. No. | Part No. | Qty. | Description |
|----------|----------|------|---------------------------|
| 1 | 86-2800 | 1 | Hose-Suction |
| 2 | 2412-34 | 1 | Clamp-Hose |
| 3 | 75-0550 | 1 | Suction-Strainer |
| 4 | 340-141 | 1 | Fitting |
| 4:1 | 237-22 | 1 | O-Ring |
| 4:2 | 237-80 | 1 | O-Ring |
| 5 | 340-6 | 1 | Fitting-Hyd, Straight |
| 5:1 | 237-30 | 1 | O-Ring |
| 5:2 | 237-80 | 1 | O-Ring |
| 6 | 354-87 | 1 | Fitting-Hyd, 90 |
| 7 | 340-4 | 1 | Adapter |
| 7:1 | 237-30 | 1 | O-Ring |
| 7:2 | 237-79 | 1 | O-Ring |
| 8 | 353-551 | 2 | Plug-HH |
| 8:1 | 237-80 | 1 | O-Ring |
| 9 | 340-17 | 1 | Adapter |
| 9:1 | 237-65 | 1 | O-Ring |
| 9:2 | 237-80 | 1 | O-Ring |
| 10 | 86-3150 | 1 | Hose ASM |
| 11 | 86-5500 | 1 | Hose ASM |
| 13 | 340-147 | 1 | Fitting-Hyd, Tee |
| 13:1 | 237-65 | 3 | O-Ring |
| 14 | 74-6230 | 1 | Tube ASM (only on: 30455) |
| 15 | 353-947 | 1 | Cap-Dust, Rubber |
| 16 | 74-4080 | 1 | Orifice |

| Ref. No. | Part No. | Qty. | Description |
|----------|------------|------|------------------------------|
| 17 | 340-109 | 1 | Fitting-Hyd (only on: 30455) |
| 17:1 | 237-79 | 1 | O-Ring (only on: 30455) |
| 17:2 | 237-30 | 2 | O-Ring (only on: 30455) |
| 18 | 249-49 | 4 | D-Ring |
| 19 | 3234-13 | 2 | Screw-HHF |
| 20 | 76-9950 | 4 | Bracket - Ring |
| 21 | 354-103 | 1 | Hose-Male, Barb |
| 22 | 2412-36 | 1 | Clamp-Hose |
| 23 | 94-8298 | 1 | Tube ASM - Oil Cooler |
| 23:1 | 237-30 | 1 | O-Ring |
| 24 | 57-5420 | 1 | Screw-Shoulder |
| 25 | 32144-4 | 4 | Screw-HH |
| 26 | 86-5860 | 1 | Nipple |
| 27 | 93-7160 | 1 | Cap-Oil, Hydraulic |
| 28 | 61-2790 | 1 | Filter-Screen |
| 29 | 82-3700 | 1 | Reservoir-Hyd |
| 30 | 69-1170 | 1 | Glass-Sight |
| 30:1 | 237-81 | 1 | O-Ring |
| 31 | 32144-11 | 2 | Screw-TAP |
| 32 | 92-5840-03 | 1 | Bracket-Filter Mounting |

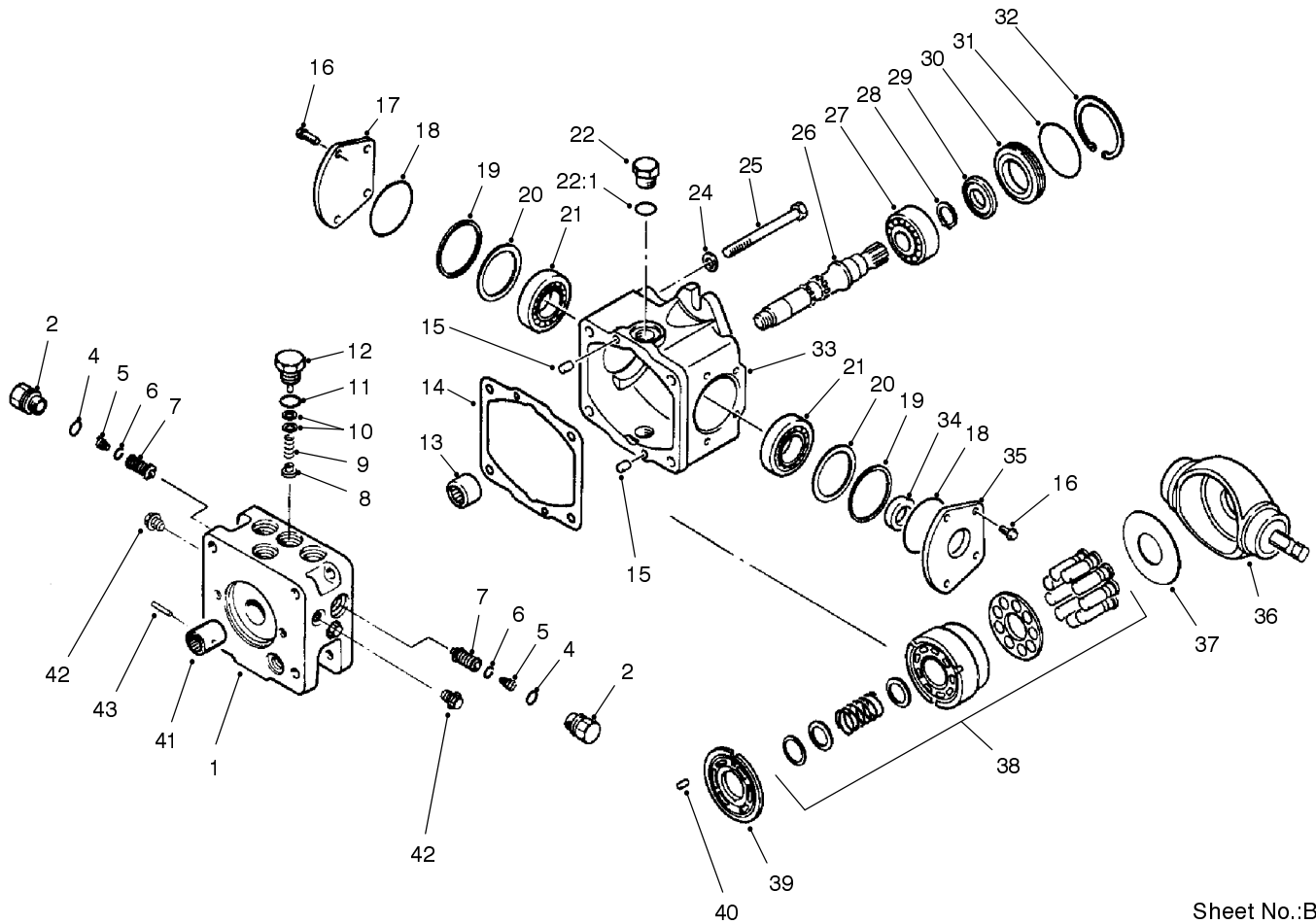


Sheet No.:16

Hydraulic Pump Installation Assembly

| Ref. No. | Part No. | Qty. | Description |
|----------|------------|------|---------------------------|
| 1 | 94-8297 | 1 | Pump-Gear |
| 2 | 237-161 | 1 | O-Ring |
| 3 | 86-5590 | 1 | Pump ASM |
| 4 | 84-1380-03 | 1 | Anchor-Spring |
| 5 | 3256-24 | 6 | Washer-Flat |
| 6 | 63-9751 | 4 | Mount |
| 7 | 95-4352-03 | 1 | Bracket-Neutral |
| 8 | 63-8410 | 4 | Washer |
| 9 | 3296-59 | 3 | Nut-Lock, NI |
| 10 | 3296-29 | 5 | Nut-Lock |
| 11 | 322-10 | 1 | Screw-HH |
| 12 | 3213-2 | 2 | Screw-HH |
| 13 | 76-8640 | 1 | Stud - Traction |
| 14 | 251-307 | 2 | Bearing-Ball |
| 15 | 75-5470 | 5 | Spacer-Bearing |
| 16 | 3-6498 | 2 | Washer-Thrust |
| 17 | 92-2581 | 1 | Neutral Switch Arm ASM |
| 17:1 | 256-113 | 2 | Bushing-Flange |
| 17:2 | 302-5 | 1 | Fitting-Grease |
| 18 | 322-7 | 1 | Screw-HH |
| 19 | 322-5 | 2 | Screw-HH |
| 20 | 324-4 | 2 | Screw-HH |
| 21 | 3253-6 | 2 | Washer-Lock/Sp |
| 22 | 76-9430-03 | 1 | Spring-Extention |
| 23 | 84-1480 | 1 | Hose-Dampener |

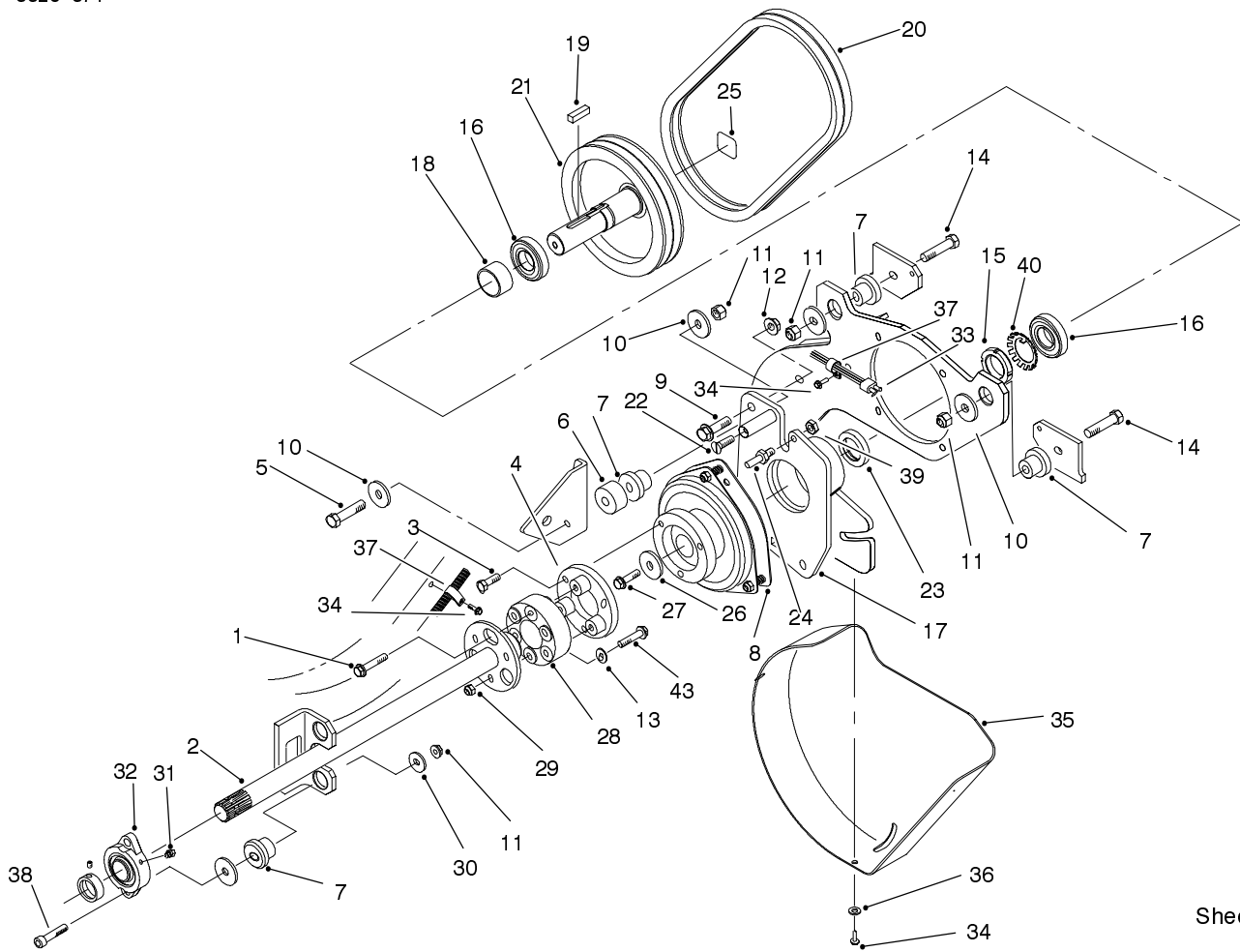
| Ref. No. | Part No. | Qty. | Description |
|----------|------------|------|---------------------|
| 24 | 86-3040 | 2 | Coupler-Drive Line |
| 25 | 323-29 | 3 | Screw-HH |
| 26 | 82-5180-03 | 1 | Control-Pump |
| 27 | 86-3020 | 1 | Wire-Neutral Switch |
| 28 | 29-6163 | 1 | Switch-Micro |
| 29 | 3249-11 | 2 | Screw |
| 30 | 3296-9 | 2 | Nut-Lock NI |
| 31 | 82-5280 | 1 | Shaft - Pivot |
| 32 | 2411-36 | 1 | Bearing-End, Rod |
| 33 | 3220-3 | 1 | Nut-Jam |
| 34 | 88-1470-03 | 1 | Plate-Control, Pump |
| 35 | 3290-357 | 1 | Nut-Flange, Lock |
| 36 | 3290-477 | 2 | Washer-Curved |
| 37 | 3256-71 | 3 | Washer-Flat |
| 38 | 32144-26 | 2 | Screw-Flow |
| 39 | 95-4351-03 | 1 | Plate - Pivot |
| 40 | 76-9760 | 1 | Damper-Pivot |
| 41 | 76-8870 | 1 | Damper ASM-Lever |
| 42 | 32151-73 | 1 | Ring-Clip |
| 43 | 323-7 | 2 | Screw-HH |
| 44 | 322-6 | 2 | Screw-HH |
| 45 | 3296-47 | 2 | Nut-Lock, NI |
| 46 | 253-43 | 1 | Seal-Oil |
| 47 | 84-1330-03 | 1 | Hub-Splined |
| 48 | 84-1030-03 | 1 | Shaft-Drive |
| 49 | 84-0170-03 | 1 | Pulley-PTO |


 Sheet No.:B4
 T-3637

Traction Pump Assembly No. 86-5590

| Ref. No. | Part No. | Qty. | Description |
|----------|----------|------|--------------------------|
| 1 | 92-1354 | 1 | Cap-End |
| 2 | 92-1355 | 2 | Plug - Special |
| 4 | 75-0240 | 2 | O-Ring |
| 5 | 75-0140 | 2 | Spring-Conical |
| 6 | 84-0550 | 2 | Ring - Retaining |
| 7 | 92-1356 | 2 | Valve-Screw |
| 8 | 84-0480 | 1 | Poppet-Relief, Charg |
| 9 | 84-0490 | 1 | Spring - Compression |
| 10 | 92-1353 | 1 | Kit-Shim |
| 11 | 28-3570 | 1 | O-Ring |
| 12 | 84-0500 | 1 | Plug ASM - Charge Relief |
| 13 | 75-0500 | 1 | Bearing-Needle |
| 14 | 84-0210 | 1 | Gasket - End Cap |
| 15 | 75-0480 | 2 | Pin |
| 16 | 84-0460 | 8 | Screw - Thread Rolling |
| 17 | 84-0440 | 2 | Cover - Trunnion |
| 18 | 84-0430 | 4 | O-Ring |
| 19 | 84-0270 | 4 | Spacer - Trunnion |
| 20 | 84-0570 | 4 | Shim-Trunnion, Comosite |
| 21 | 84-0260 | 4 | Bearing - Taper Roller |
| 22 | 353-551 | 3 | Plug-HH |
| 22:1 | 237-80 | 1 | O-Ring |
| 24 | 84-0360 | 8 | Washer |

| Ref. No. | Part No. | Qty. | Description |
|----------|----------|------|--------------------------|
| 25 | 84-0330 | 8 | Screw - HH |
| 26 | 84-0300 | 1 | Shaft - Pump |
| 27 | 84-0310 | 1 | Bearing - Ball |
| 28 | 84-0320 | 1 | Ring - Retaining |
| 29 | 84-0400 | 1 | Seal - Lip |
| 30 | 84-0410 | 1 | Carrier - Seal |
| 31 | 28-3520 | 1 | O-Ring |
| 32 | 84-0380 | 2 | Ring-Retaining, Internal |
| 33 | 84-0240 | 1 | Housing - Pump |
| 34 | 84-0470 | 2 | Seal - Lip |
| 35 | 84-0450 | 1 | Cover - Trunnion |
| 36 | 84-0250 | 1 | Swashplate - Variable |
| 37 | 75-0400 | 1 | Plate-Thrust |
| 38 | 75-0470 | 1 | Kit-Block, Cylinder |
| 39 | 84-0280 | 1 | Plate - Valve, RH |
| 40 | 75-0510 | 1 | Pin |
| 41 | 92-1358 | 1 | Coupling - 9 Tooth |
| 42 | 92-1352 | 3 | Plug |
| 43 | 92-1357 | 1 | Pin |

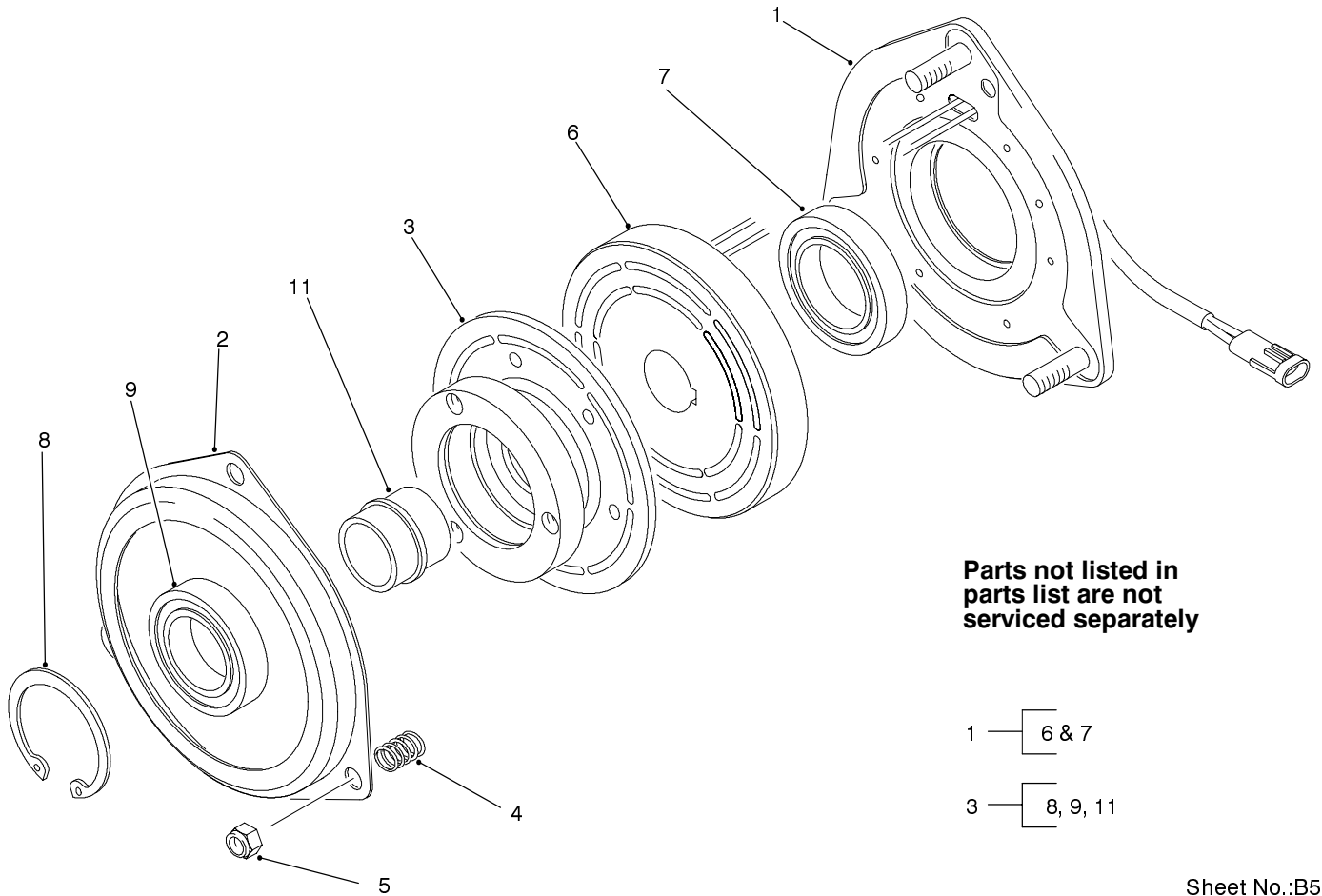


Sheet No.:17

Deck Drive Components Assembly

| Ref. No. | Part No. | Qty. | Description |
|----------|-------------|------|-----------------------|
| 1 | 100-2592 | 3 | Screw-Hfh |
| 2 | 84-1320-03 | 1 | Shaft-PTO |
| 3 | 33115-030 | 3 | Screw-HH |
| 4 | 104-2350-03 | 1 | Adapter-Clutch |
| 5 | 325-14 | 1 | Screw-HH |
| 6 | 84-1570 | 1 | Spacer-Plate |
| 7 | 84-1550 | 5 | Mount-Rubber |
| 8 | 98-7250 | 1 | Clutch-PTO |
| 9 | 3234-22 | 3 | Screw-HHF |
| 10 | 84-1560 | 4 | Washer-Thrust |
| 11 | 3296-25 | 5 | Nut-Lock NI |
| 12 | 32128-49 | 3 | Nut-HHF |
| 13 | 3256-24 | 3 | Washer-Flat |
| 14 | 325-9 | 2 | Screw-HH |
| 15 | 88-1450 | 1 | Locknut-Bearing |
| 16 | 251-310 | 2 | Bearing-Ball |
| 17 | 92-5818-03 | 1 | Housing |
| 18 | 88-1140 | 1 | Spacer-Bearing, Lower |
| 19 | 84-1540 | 1 | Key-Clutch |
| 20 | 88-1170 | 1 | V-Belt (Matched Set) |
| 21 | 84-0180-03 | 1 | Pulley - Lower |
| 22 | 88-1510 | 1 | Screw-Special |
| 23 | 100-2599 | 1 | Spacer-Clutch |
| 24 | 92-5817 | 1 | Pin - Clutch Stop |
| 25 | 88-8950 | 1 | Decal-Warning |

| Ref. No. | Part No. | Qty. | Description |
|----------|----------|------|-----------------------------|
| 26 | 84-1580 | 1 | Washer-Clutch |
| 27 | 3234-19 | 1 | Screw-Hfh |
| 28 | 86-3040 | 1 | Coupler-Drive Line |
| 29 | 3296-39 | 3 | Nut-Lock, NI |
| 30 | 86-1990 | 4 | Washer |
| 31 | 302-60 | 1 | Fitting-Lube |
| 32 | 86-5620 | 1 | Bearing-Ball, 2 Bolt Flange |
| 33 | 104-7414 | 1 | Wire Harness-Main |
| 34 | 32144-11 | 5 | Screw-TAP |
| 35 | 88-1280 | 1 | Cover-Belt, Lower |
| 36 | 3256-70 | 3 | Washer-Flat |
| 37 | 2412-109 | 2 | Clip - J |
| 38 | 3274-71 | 2 | Screw-HSH |
| 39 | 3296-47 | 1 | Nut-Lock, NI |
| 40 | 88-1460 | 1 | Washer-Lock |
| 43 | 323-45 | 3 | Screw-HH |



Parts not listed in parts list are not serviced separately

1 — 6 & 7

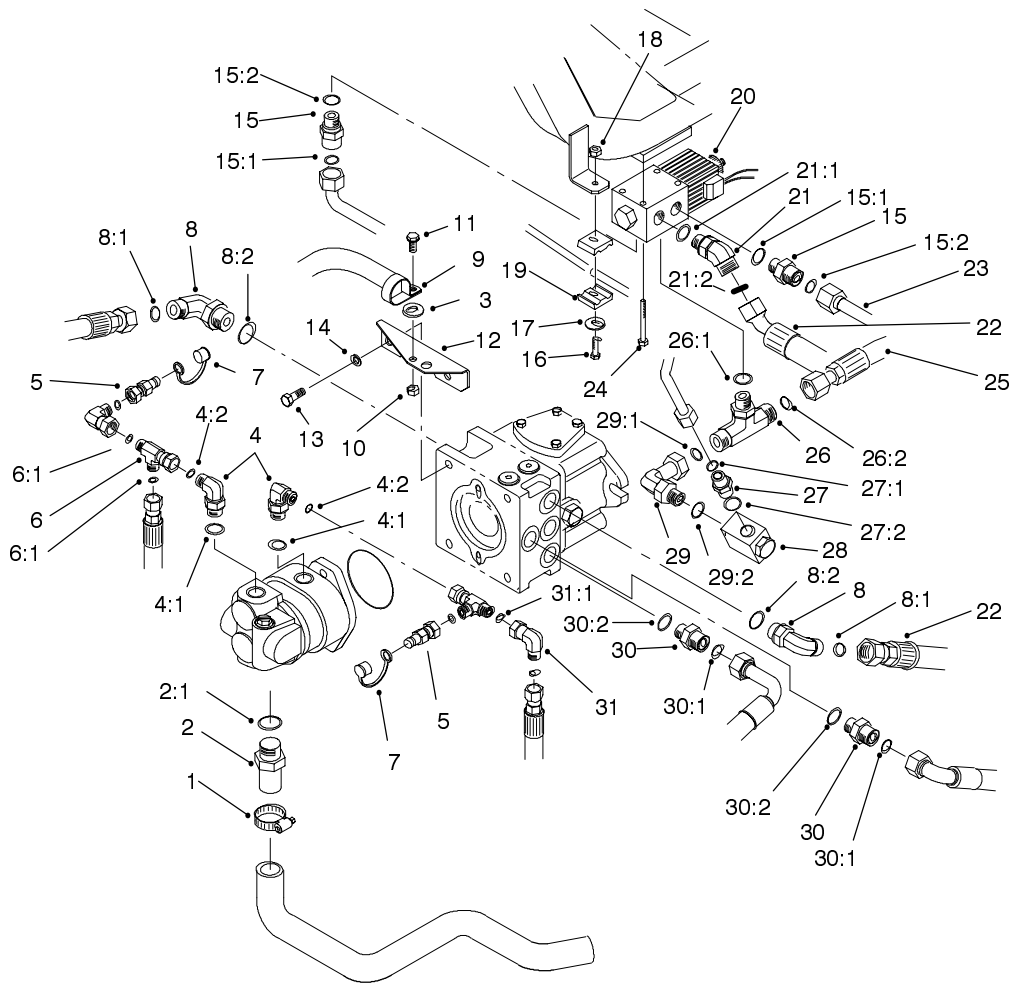
3 — 8, 9, 11

Sheet No.:B5
T-3638

Clutch Assembly No. 98-7250

| Ref. No. | Part No. | Qty. | Description |
|----------|----------|------|-------------------|
| 1 | 88-1610 | 1 | Field & Rotor ASM |
| 2 | 88-1370 | 1 | Plate-Brake |
| 3 | 98-7253 | 1 | Armature ASM |
| 4 | 44-8320 | 3 | Spring |
| 5 | 3296-6 | 3 | Nut-Lock, NI |

| Ref. No. | Part No. | Qty. | Description |
|----------|----------|------|-------------|
| | | | |
| | | | |
| | | | |
| | | | |

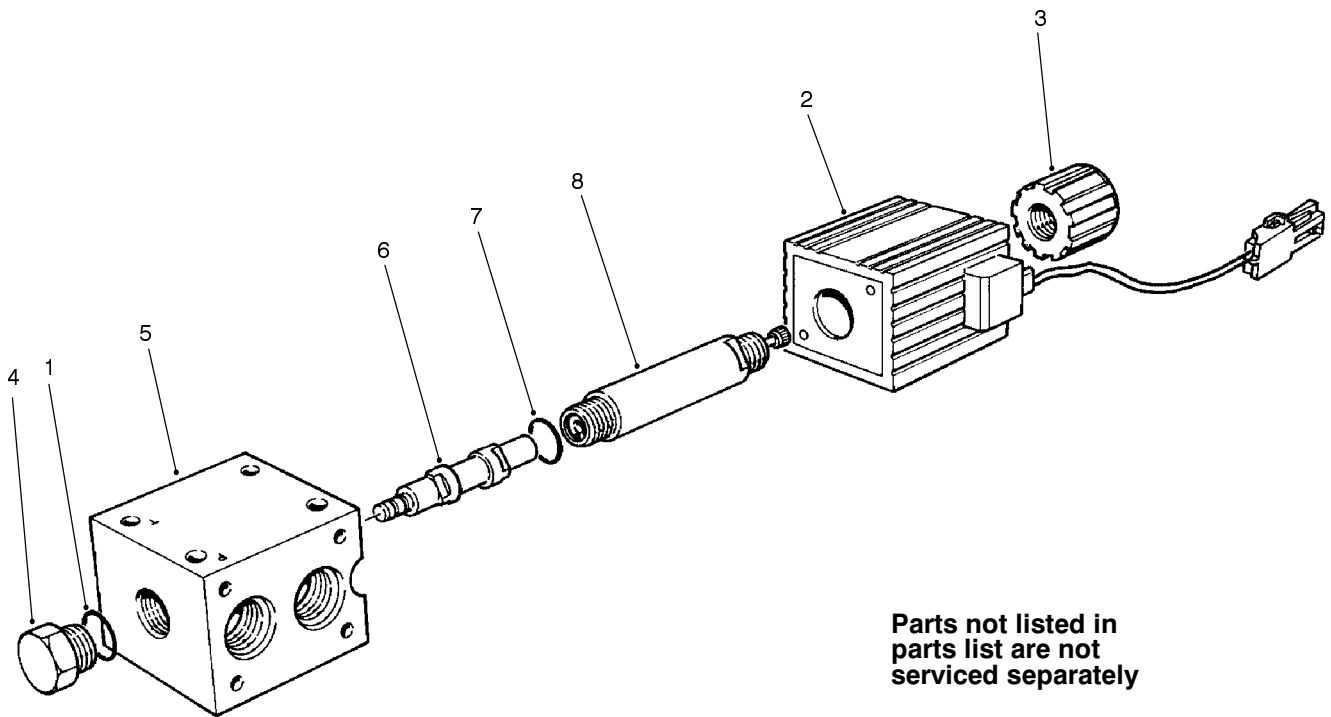


Sheet No.:18

Hydraulic Pump Fittings Assembly

| Ref. No. | Part No. | Qty. | Description |
|----------|------------|------|------------------------------------|
| 1 | 2412-34 | 1 | Clamp-Hose |
| 2 | 95-4356 | 1 | Fitting |
| 2:1 | 237-71 | 1 | O-Ring |
| 3 | 80-7730 | 1 | Spacer |
| 4 | 340-18 | 2 | Fitting-Hyd, 90 |
| 4:1 | 237-79 | 1 | O-Ring |
| 4:2 | 237-22 | 1 | O-Ring |
| 5 | 86-5480 | 2 | Nipple-Test |
| 6 | 340-115 | 2 | Fitting-Tee |
| 6:1 | 237-22 | 2 | O-Ring |
| 7 | 354-79 | 2 | Cap - Fitting, Yellow |
| 8 | 340-17 | 2 | Adapter |
| 8:1 | 237-65 | 1 | O-Ring |
| 8:2 | 237-80 | 1 | O-Ring |
| 9 | 2412-104 | 1 | R Clamp |
| 10 | 32128-20 | 1 | Nut-HF |
| 11 | 322-5 | 1 | Screw-HH |
| 12 | 88-1290-03 | 1 | Bracket-Seat Rod |
| 13 | 324-4 | 2 | Screw-HH |
| 14 | 3253-6 | 2 | Washer-Lock/Sp |
| 15 | 340-155 | 2 | Fitting-Hydraulic (only on: 30455) |
| 15:1 | 237-79 | 1 | O-Ring (only on: 30455) |
| 15:2 | 237-151 | 1 | O-Ring (only on: 30455) |

| Ref. No. | Part No. | Qty. | Description |
|----------|----------|------|-----------------------------------|
| 16 | 322-6 | 1 | Screw-HH |
| 17 | 3256-71 | 1 | Washer-Flat |
| 18 | 3296-47 | 1 | Nut-Lock, NI |
| 19 | 56-7973 | 2 | Clamp-Tube |
| 20 | 76-9970 | 1 | Valve - 4wd (only on: 30455) |
| 21 | 340-55 | 1 | Fitting-Hyd, 45° (only on: 30455) |
| 21:1 | 237-79 | 1 | O-Ring (only on: 30455) |
| 21:2 | 237-65 | 1 | O-Ring (only on: 30455) |
| 22 | 92-5828 | 1 | Hose ASM (only on: 30455) |
| 23 | 86-2770 | 1 | Tube-ASM, 4wd (only on: 30455) |
| 24 | 321-15 | 2 | Screw-HH (only on: 30455) |
| 25 | 86-2710 | 1 | Hose ASM (only on: 30455) |
| 26 | 340-157 | 1 | Fitting-Hyd (only on: 30455) |
| 26:1 | 237-79 | 1 | O-Ring (only on: 30455) |
| 26:2 | 237-30 | 2 | O-Ring (only on: 30455) |

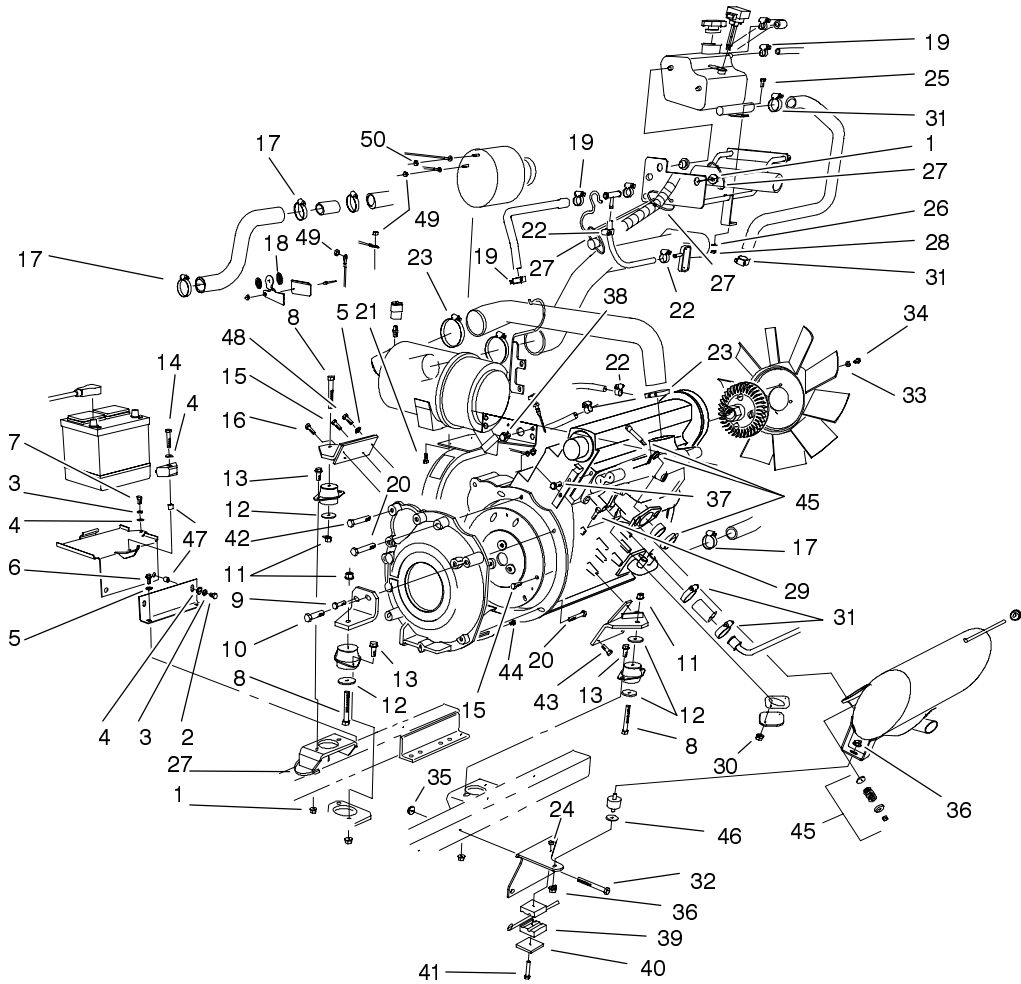


Sheet No.:B8
T-3640

Solenoid Valve Assembly No. 76-9970

| Ref. No. | Part No. | Qty. | Description |
|----------|----------|------|---------------------------|
| 1 | 237-80 | 2 | O-Ring (only on: 30455) |
| 2 | 218-591 | 1 | Coil ASM (only on: 30455) |
| 3 | 218-592 | 1 | Nut-Coil (only on: 30455) |

| Ref. No. | Part No. | Qty. | Description |
|----------|----------|------|-------------|
| | | | |



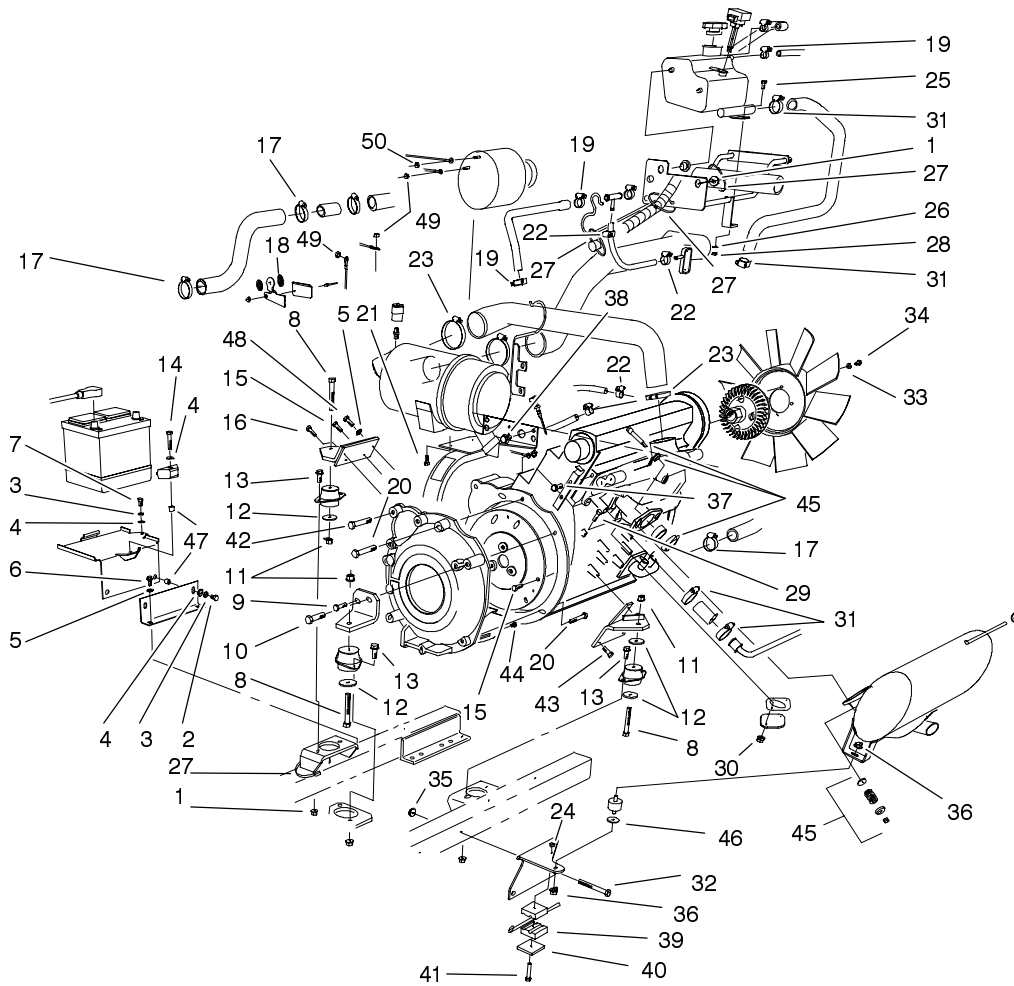
Sheet No.:19

Engine Fasteners Installation Assembly

| Ref. No. | Part No. | Qty. | Description |
|----------|-----------|------|----------------------|
| 1 | 3290-357 | 9 | Nut-Flange, Lock |
| 2 | 323-5 | 2 | Screw-HH |
| 3 | 3253-21 | 3 | Washer-Lock |
| 4 | 3256-24 | 4 | Washer-Flat |
| 5 | 3255-8 | 2 | Washer-Lock/Ext |
| 6 | 32144-11 | 2 | Screw-TAP |
| 7 | 323-4 | 1 | Screw-HH |
| 8 | 324-12 | 3 | Screw-HH |
| 9 | 33115-030 | 1 | Screw-HH |
| 10 | 48-7840 | 1 | Bolt |
| 11 | 32128-37 | 3 | Nut-HF |
| 12 | 87-5100 | 4 | Washer - Snubbing |
| 13 | 3234-11 | 6 | Screw-HHF |
| 14 | 323-9 | 1 | Screw-HH |
| 15 | 33114-016 | 8 | Screw-HH |
| 16 | 33114-025 | 1 | Screw-HH |
| 17 | 2412-3 | 4 | Clamp-Hose |
| 18 | 86-2990 | 2 | Mount-Throttle Cable |
| 19 | 2412-36 | 5 | Clamp-Hose |
| 20 | 48-7570 | 3 | Screw - HH |
| 21 | 33104-016 | 2 | Screw-HHF |
| 22 | 2412-108 | 4 | Clamp-Worm |
| 23 | 2412-125 | 3 | Clamp - Hose |
| 24 | 32152-1 | 1 | Nut-Lock, NI |
| 25 | 33103-020 | 1 | Screw-HHF |
| 26 | 33093-00 | 1 | Washer-Flat |

| Ref. No. | Part No. | Qty. | Description |
|----------|-----------|------|--------------------------------|
| 27 | 3290-378 | 2 | Tie-Cable |
| 28 | 33023-00 | 1 | Nut-Lock |
| 29 | 33104-020 | 2 | Screw-HHF |
| 30 | 33004-00 | 2 | Nut-HF |
| 31 | 2412-129 | 6 | Clamp-Hose |
| 32 | 323-20 | 2 | Screw-HH |
| 33 | 3253-4 | 4 | Washer-Lock |
| 34 | 322-3 | 4 | Screw-HH |
| 35 | 32128-19 | 2 | Nut-HF |
| 36 | 32128-20 | 2 | Nut-HF |
| 37 | 33114-016 | 2 | Screw-HH |
| 38 | 3234-11 | 3 | Screw-HHF |
| 39 | 56-7971 | 2 | Clamp-Tube |
| 40 | 69-9760 | 1 | Coverplate |
| 41 | 322-9 | 1 | Screw-HH |
| 42 | 48-7810 | 3 | Screw |
| 43 | 33115-025 | 3 | Screw-HH |
| 44 | 33113-012 | 3 | Screw-HH |
| 45 | 94-2814 | 1 | Kit - Exhaust Coupler |
| 46 | 62-9510 | 1 | Washer-Lever, Brake |
| 47 | 32148-9 | 3 | Nut-Insert |
| 48 | 33114-030 | 1 | Screw-HH |
| 49 | 48-7880 | 3 | Nut-Hex |
| 50 | 33014-00 | 2 | Nut-Hex |
| *99 | 76-5590 | 1 | Sleeve-Spring (only on: 30455) |

* Not illustrated



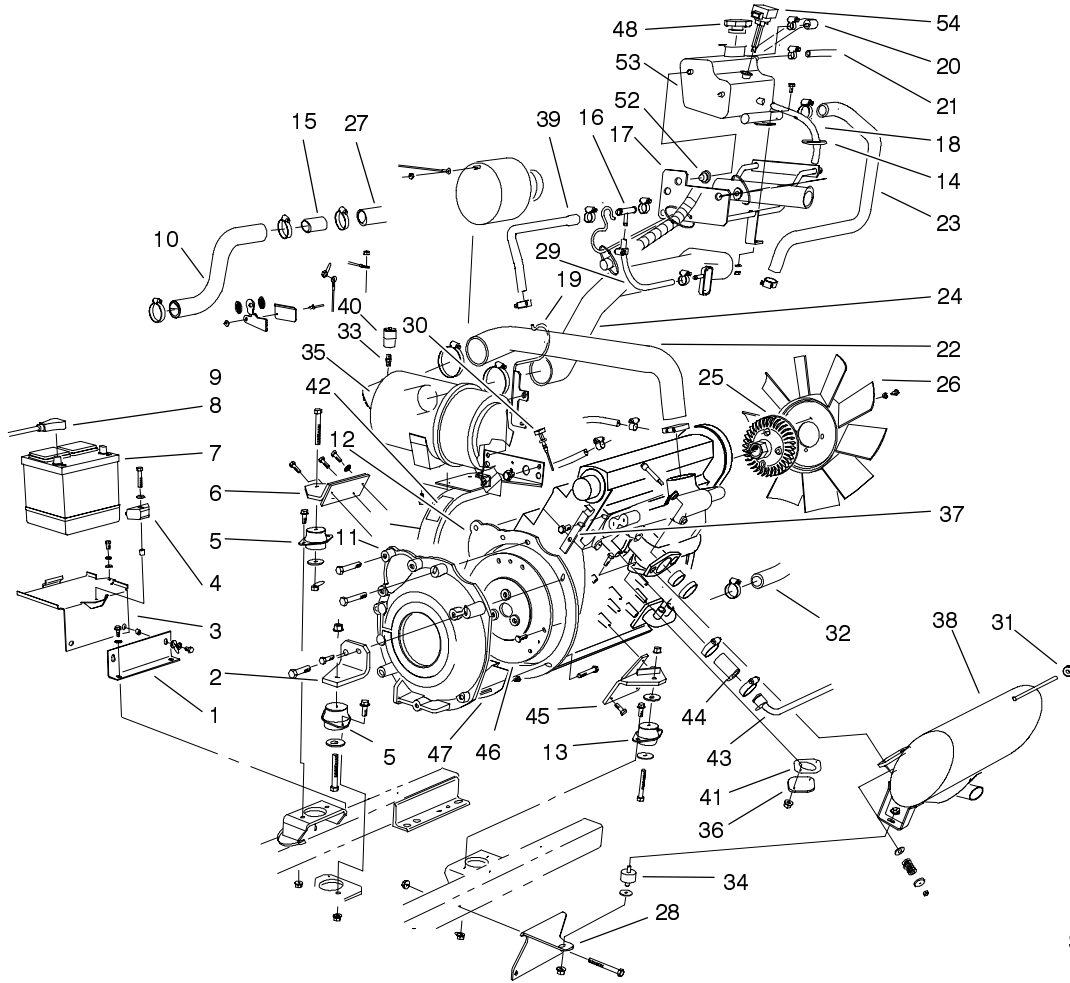
Sheet No.:19

Engine Fasteners Installation Assembly(Continued)

| Ref. No. | Part No. | Qty. | Description |
|----------|----------|------|--------------------------|
| *99 | 94-3263 | 1 | Starter (only on: 30455) |

| Ref. No. | Part No. | Qty. | Description |
|----------|----------|------|-------------|
| | | | |

* Not illustrated

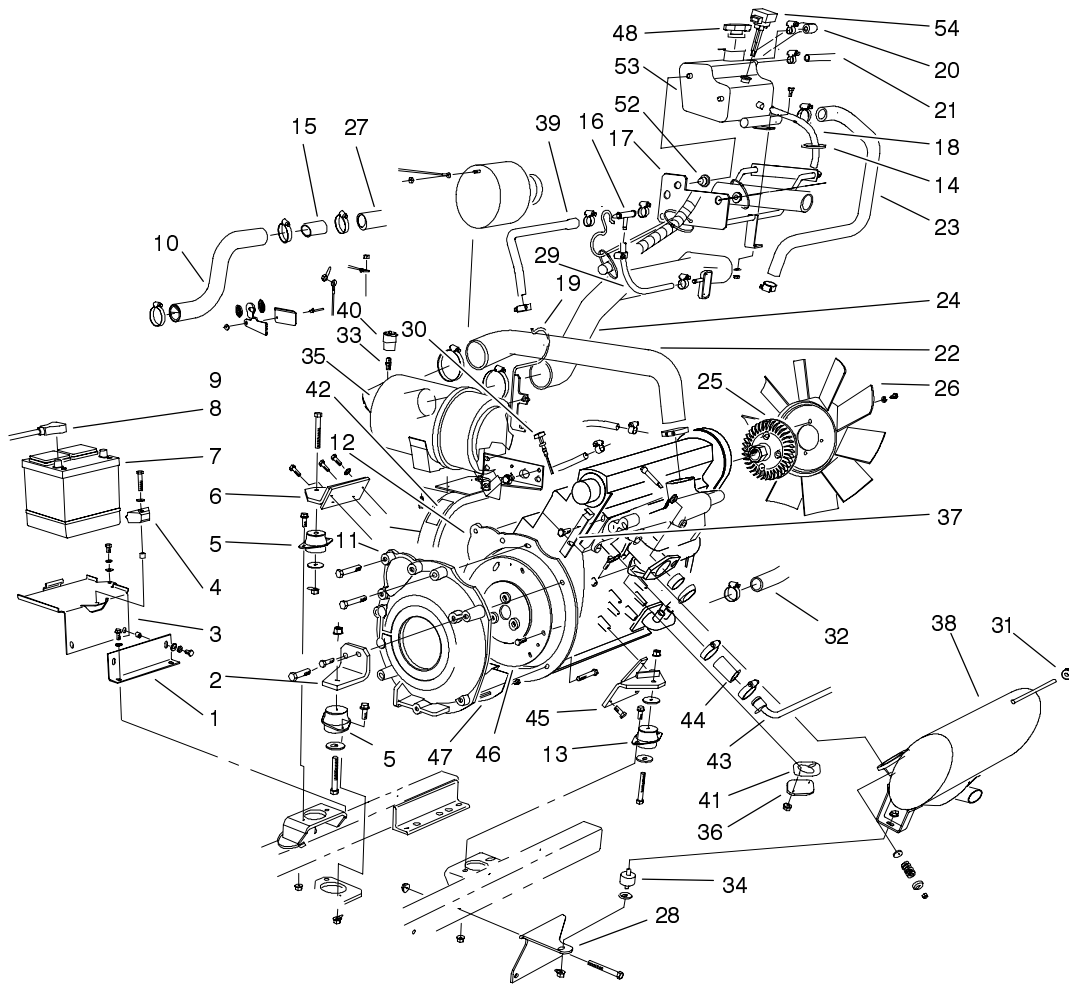


Sheet No.:20

Engine Parts Installation Assembly

| Ref. No. | Part No. | Qty. | Description |
|----------|------------|------|-------------------------|
| 1 | 76-4310-03 | 1 | Support-Base, Battery |
| 2 | 74-5470-03 | 1 | Mount-Engine, LH |
| 3 | 76-6500-03 | 1 | Base-Battery |
| 4 | 66-2490 | 1 | Retainer-Battery |
| 5 | 53-9681 | 2 | Mount-Engine |
| 6 | 76-4120-03 | 1 | Mount-Engine, RH |
| 7 | 93-3220 | 1 | Battery |
| 8 | 74-9080 | 1 | Cable-Battery, Positive |
| 9 | 74-9090 | 1 | Cable-Battery, Negative |
| 10 | 94-1418 | 1 | Hose-Radiator, Upper |
| 11 | 84-0760-03 | 1 | Adapter-Pump |
| 12 | 100-3794 | 1 | Engine ASM |
| 13 | 53-9682 | 1 | Mount-Engine, Rubber |
| 14 | 3290-378 | 2 | Tie-Cable |
| 15 | 93-7594 | 1 | Spacer |
| 16 | 93-4207 | 1 | Fitting - Hose Tee |
| 17 | 93-7229-03 | 1 | Support-Degassing |
| 18 | 55-4130 | 1 | Hose-Fuel Line |
| 19 | 94-8003-03 | 1 | Wireform-Hose |
| 20 | 93-7788 | 1 | Hose - Return |
| 21 | 94-5625 | 1 | Hose-Overflow, Radiator |
| 22 | 93-7223 | 1 | Hose - Intake |

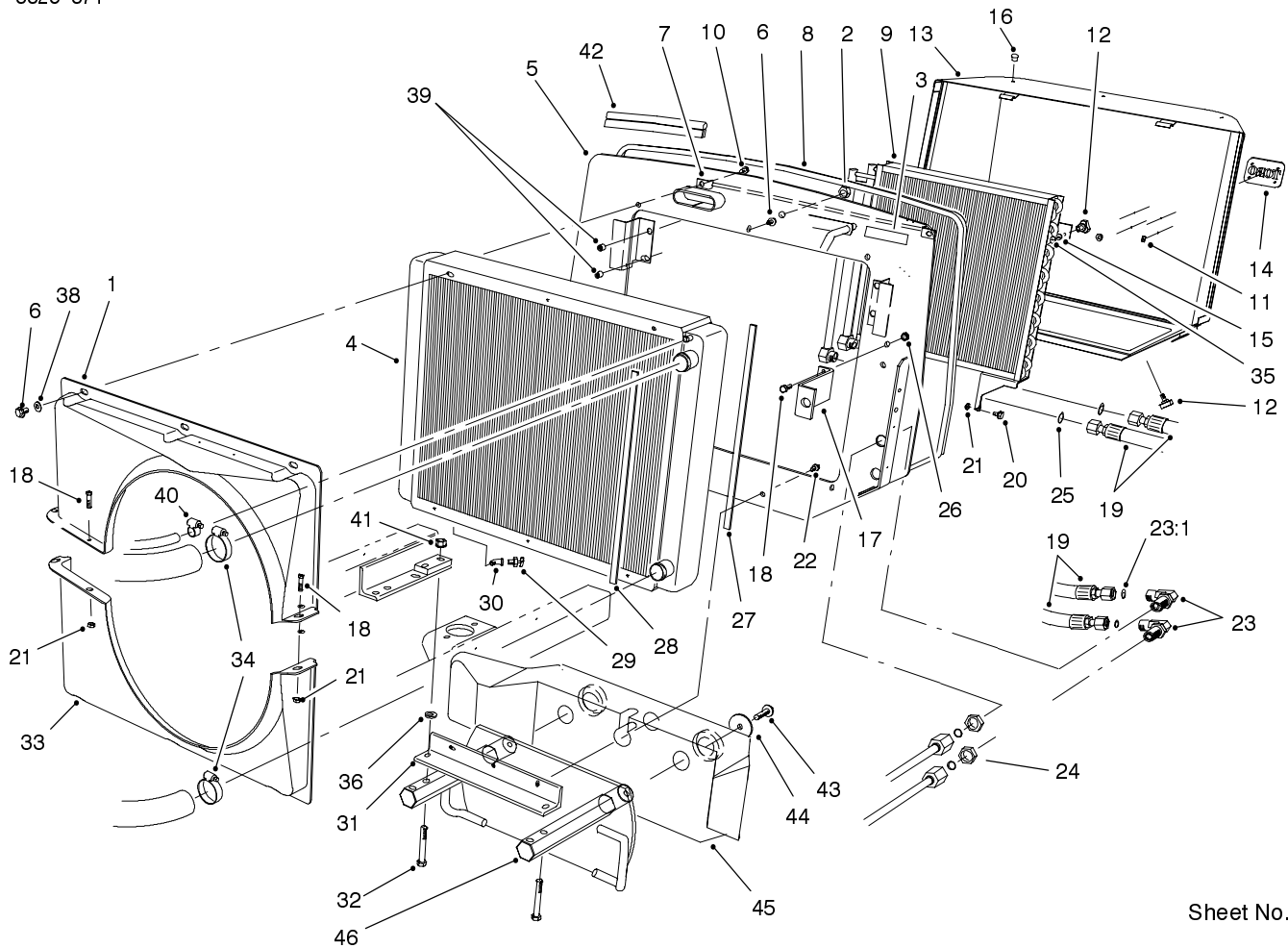
| Ref. No. | Part No. | Qty. | Description |
|----------|------------|------|---------------------------|
| 23 | 94-5604 | 1 | Hose - Overflow |
| 24 | 93-7224 | 1 | Hose - Air Cleaner |
| 25 | 74-5520 | 1 | Clutch - Fan |
| 26 | 74-3650 | 1 | Fan |
| 27 | 93-7221 | 1 | Hose-Radiator, Upper Rear |
| 28 | 93-7245-03 | 1 | Bracket - Support |
| 29 | 63-7622 | 1 | Hose-Fuel |
| 30 | 93-9175 | 1 | Dipstick |
| 31 | 94-2812 | 1 | Grommet |
| 32 | 74-6020 | 1 | Hose - Radiator, Lower |
| 33 | 94-1416 | 1 | Adapter-Indicator ASM |
| 34 | 94-5608 | 1 | Mount - Rubber |
| 35 | 100-2597 | 1 | Air Filter ASM |
| 36 | 92-7382-03 | 1 | Cover |
| 37 | 94-5615 | 1 | Bracket - Return Hose |
| 38 | 94-8012 | 1 | Muffler ASM |
| 39 | 94-2630 | 1 | Hose - Return |
| 40 | 93-9164 | 1 | Indicator - Mini |
| 41 | 77-3700 | 1 | Gasket-Exhaust Muffler |
| 42 | 83-9150 | 1 | Decal-Fluid, Starting |
| 43 | 92-7381 | 1 | Tube - Water Return |
| 44 | 74-6490 | 2 | Hose-Water Line |



Sheet No.:20

Engine Parts Installation Assembly (Continued)

| Ref. No. | Part No. | Qty. | Description | Ref. No. | Part No. | Qty. | Description |
|----------|------------|------|--------------------|----------|----------|------|-------------|
| 45 | 76-4220-03 | 1 | Mount-Engine, LH | | | | |
| 46 | 84-1440-03 | 1 | Plate-Adapter | | | | |
| 47 | 77-3600 | 1 | Shield-Adapter | | | | |
| 48 | 94-2800 | 1 | Cap-Pressure | | | | |
| 52 | 94-2801 | 2 | Grommet-Rubber | | | | |
| 53 | 98-1805 | 1 | Box-Degassing | | | | |
| 54 | 94-9984 | 1 | Sensor-Water Level | | | | |

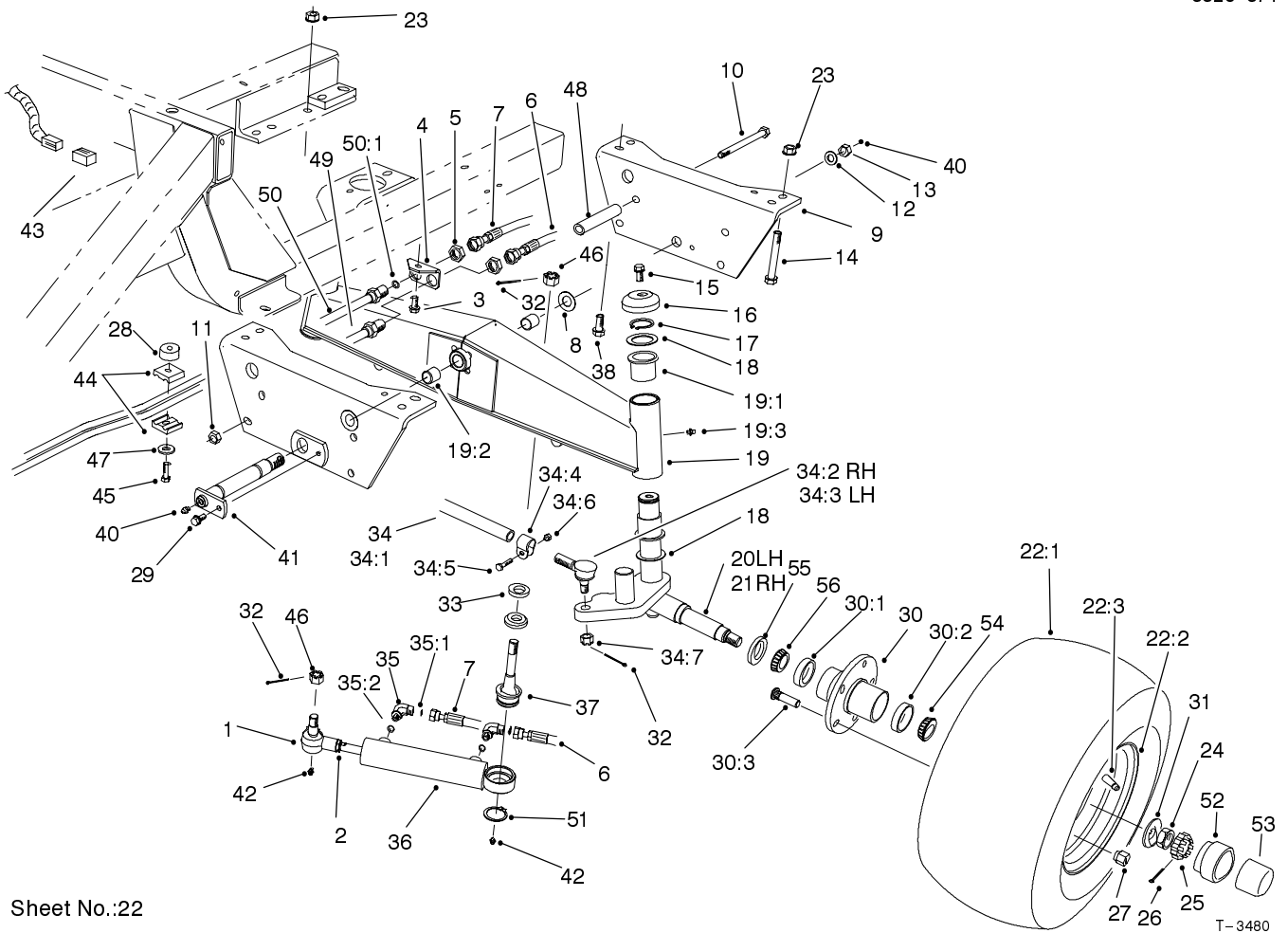


Sheet No.:21

Radiator Assembly

| Ref. No. | Part No. | Qty. | Description |
|----------|------------|------|------------------------------|
| 1 | 74-4980 | 1 | Shroud-Top |
| 2 | 3296-23 | 2 | Nut-Lock, NI |
| 3 | 93-6681 | 1 | Decal-Warning, Fan |
| 4 | 74-3410 | 1 | Radiator ASM |
| 5 | 93-7239-03 | 1 | Mount-Radiator |
| 6 | 3234-30 | 10 | Screw-HHF |
| 7 | 94-5621-01 | 1 | Bracket-Screen |
| 8 | 94-5622 | 1 | Seal Strip - Screen |
| 9 | 82-3740 | 1 | Cooler - Oil |
| 10 | 3234-14 | 2 | Screw-HHF |
| 11 | 94-2638 | 4 | Nut-Tinnerman |
| 12 | 27-4570 | 4 | Knob-Seat |
| 13 | 94-5612-03 | 1 | Screen |
| 14 | 93-6028 | 1 | Plate - Logo, Toro |
| 15 | 3256-3 | 2 | Washer-Flat |
| 16 | 2410-64 | 3 | Plug-Button |
| 17 | 93-7244-03 | 1 | Bracket - Support |
| 18 | 322-4 | 5 | Screw-HH |
| 19 | 94-8010 | 2 | Hose ASM |
| 20 | 37-8771 | 2 | Bolt-Shoulder |
| 21 | 3296-47 | 5 | Nut-Lock, NI |
| 22 | 3234-11 | 3 | Screw-HHF |
| 23 | 340-72 | 2 | Elbow-Bulkhead Union, 90° |
| 23:1 | 237-65 | 2 | O-Ring |
| 24 | 340-74 | 2 | Locknut-Bulkhead |

| Ref. No. | Part No. | Qty. | Description |
|----------|------------|------|------------------------------|
| 25 | 237-65 | 2 | O-Ring |
| 26 | 32128-20 | 2 | Nut-HF |
| 27 | 76-6381 | 2 | Strip-Sealing, Radiator |
| 28 | 76-6382 | 2 | Strip-Sealing, Fan Shroud |
| 29 | 304-46 | 1 | Draincock |
| 30 | 2811-1 | 1 | Elbow-Street, 45 |
| 31 | 74-5460-03 | 1 | Angle - Radiator Support |
| 32 | 325-35 | 2 | Screw-HH |
| 33 | 74-4990 | 1 | Shroud-Bottom |
| 34 | 2412-3 | 2 | Clamp-Hose |
| 35 | 32151-72 | 2 | Ring-Retaining |
| 36 | 3256-26 | 2 | Washer-Flat |
| 38 | 3256-23 | 7 | Washer-Flat |
| 39 | 32148-9 | 4 | Nut-Insert |
| 40 | 2412-36 | 1 | Clamp-Hose |
| 41 | 32128-49 | 2 | Nut-HHF |
| 42 | 94-5616 | 1 | Seal - Hood |
| 43 | 325-34 | 2 | Screw-HH |
| 44 | 88-1360 | 2 | Washer-Rear Weight |
| 45 | 92-9711-03 | 1 | Weight - Rear |
| 46 | 98-7070 | 1 | Weight ASM |



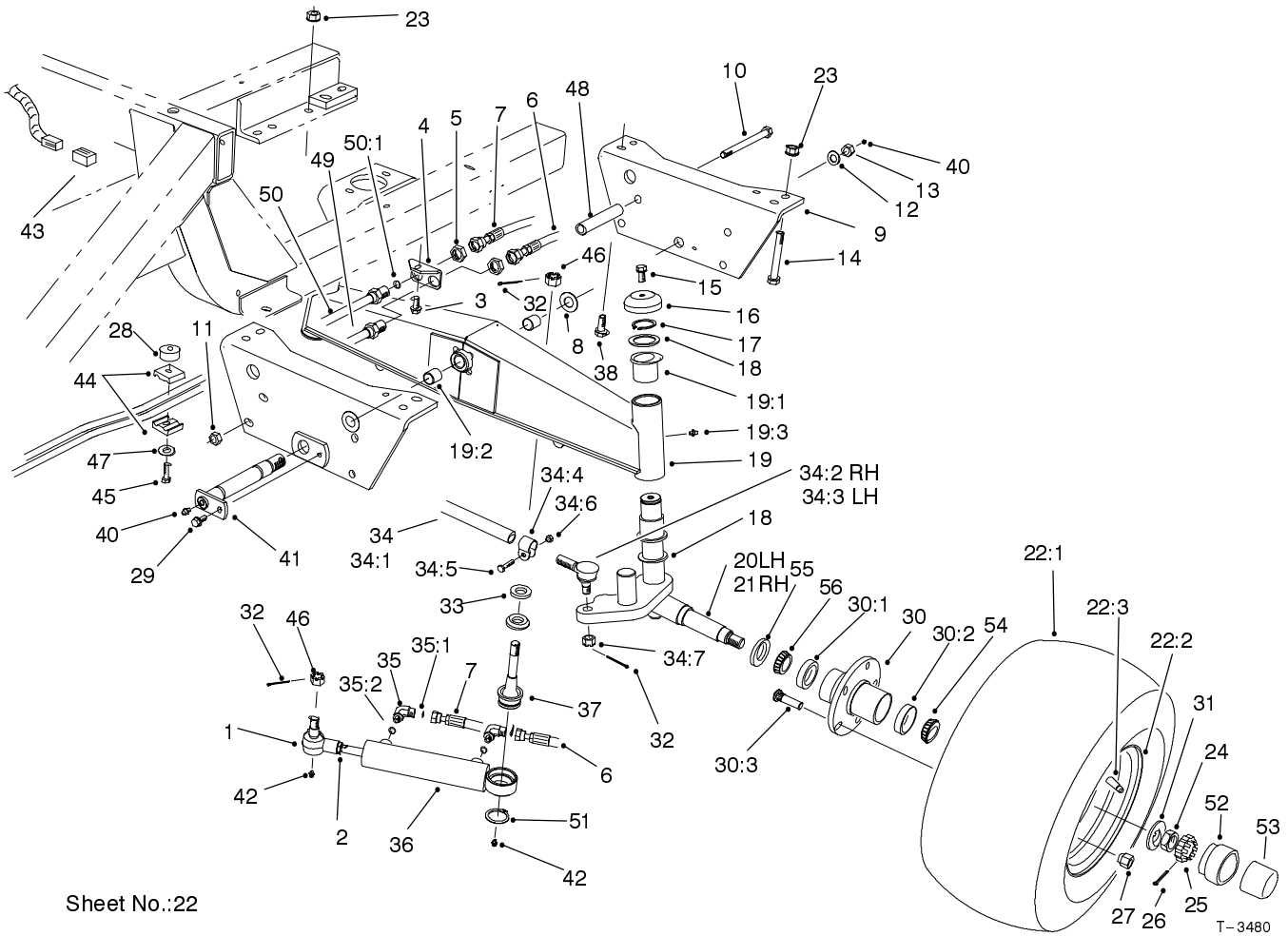
Sheet No.:22

Rear Axle Assembly-2WD

| Ref. No. | Part No. | Qty. | Description |
|----------|------------|------|---|
| 1 | 92-5837 | 1 | Rod End ASM (only on: 30450) |
| 2 | 3220-11 | 1 | Nut-Jam (only on: 30450) |
| 3 | 32144-11 | 1 | Screw-TAP (only on: 30450) |
| 4 | 74-6450 | 1 | Bracket-Bulkhead, Steering (only on: 30450) |
| 5 | 340-70 | 2 | Locknut-Bulkhead (only on: 30450) |
| 6 | 86-3130 | 1 | Hose ASM (only on: 30450) |
| 7 | 86-3120 | 1 | Hose ASM (only on: 30450) |
| 8 | 93-7247 | 2 | Washer - Thrust (only on: 30450) |
| 9 | 93-7240-03 | 1 | Plate-Axle Pivot, Rear (only on: 30450) |
| 10 | 325-20 | 2 | Screw-HH (only on: 30450) |
| 11 | 3296-45 | 2 | Nut-Lock, NI (only on: 30450) |
| 12 | 3256-29 | 1 | Washer-Flat (only on: 30450) |

| Ref. No. | Part No. | Qty. | Description |
|----------|------------|------|-----------------------------------|
| 13 | 94-8000 | 1 | Nut-Hex (only on: 30450) |
| 14 | 325-35 | 2 | Screw-HH (only on: 30450) |
| 15 | 3234-12 | 2 | Screw-HHF (only on: 30450) |
| 16 | 69-8890 | 2 | Cap-Spindle (only on: 30450) |
| 17 | 32151-10 | 2 | Ring-Snap (only on: 30450) |
| 18 | 62-2170 | 4 | Washer-Thrust (only on: 30450) |
| 19 | 94-5607 | 1 | Axle ASM (only on: 30450) |
| 19:1 | 69-6470 | 4 | Bushing-Castor (only on: 30450) |
| 19:2 | 94-5603 | 2 | Bushing - Metric (only on: 30450) |
| 19:3 | 302-11 | 2 | Fitting-Lube, 45 (only on: 30450) |
| 20 | 92-9725-03 | 1 | Spindle-LH (only on: 30450) |
| 21 | 92-9724-03 | 1 | Spindle Wa - RH (only on: 30450) |
| ☆22 | | 2 | Tire & Wheel ASM (only on: 30450) |

☆ Not serviced



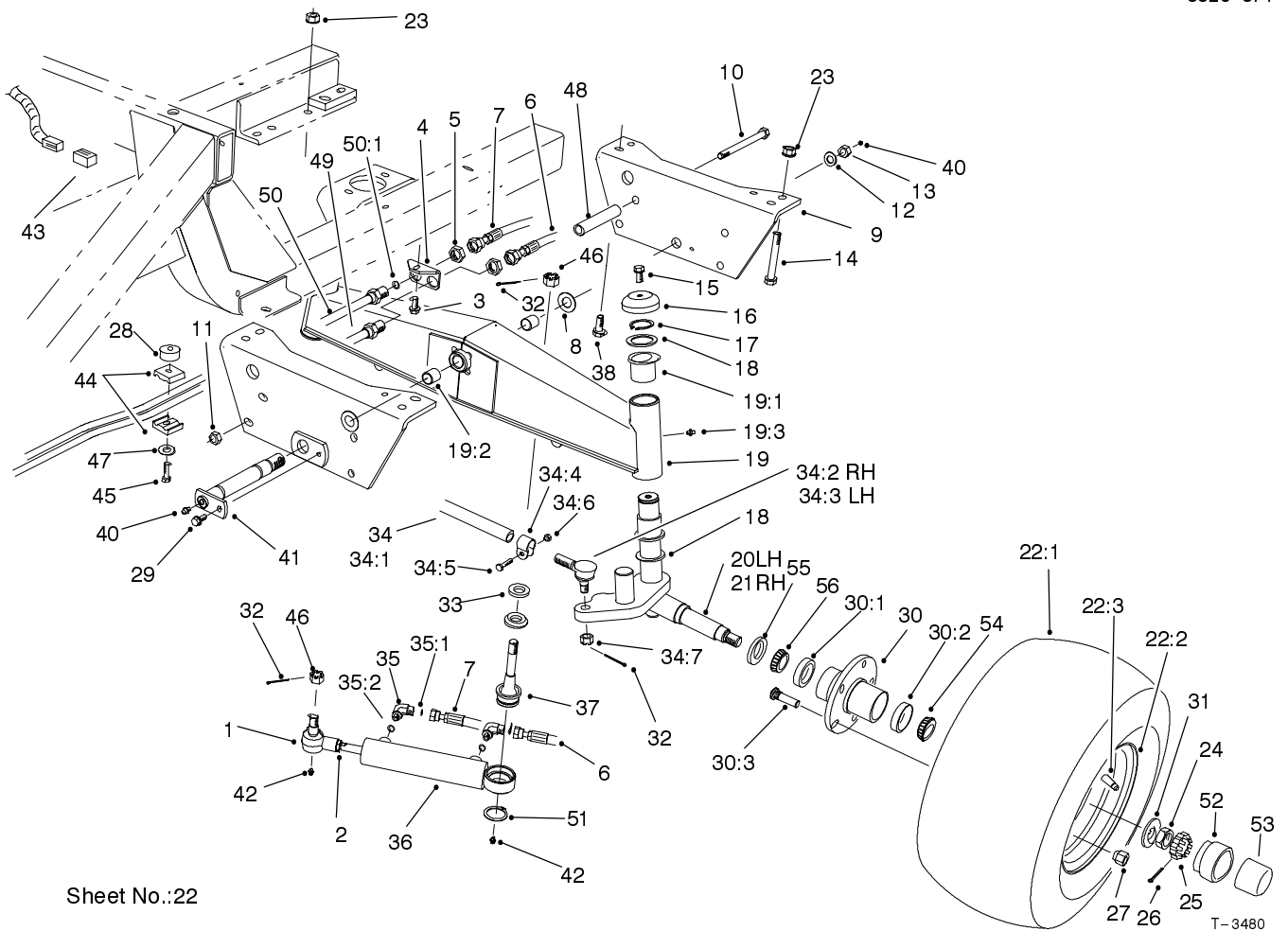
Sheet No.:22

Rear Axle Assembly-2WD (Continued)

| Ref. No. | Part No. | Qty. | Description |
|----------|----------|------|------------------------------------|
| 22:1 | 86-5910 | 1 | Tire (only on: 30450) |
| 22:2 | 100-2582 | 1 | Rim (only on: 30450) |
| 22:3 | 232-27 | 1 | Stem-Valve (only on: 30450) |
| 23 | 32128-49 | 4 | Nut-HHF (only on: 30450) |
| 24 | 3220-7 | 2 | Nut-Jam (only on: 30450) |
| 25 | 93-0307 | 2 | Nut Retainer-Lock (only on: 30450) |
| 26 | 3272-13 | 2 | Pin-Cotter (only on: 30450) |
| 27 | 242-50 | 10 | Nut - Lug (only on: 30450) |
| 28 | 80-8660 | 1 | Spacer - Coupler (only on: 30450) |
| 29 | 32144-41 | 1 | Screw-Taptite (only on: 30450) |
| 30 | 92-9651 | 2 | Hub Sub ASM (only on: 30450) |
| 30:1 | 254-107 | 1 | Bearing-Taper/Cup (only on: 30450) |
| 30:2 | 254-72 | 1 | Bearing-Taper/Cup (only on: 30450) |
| 30:3 | 92-9652 | 5 | Stud - Bolt (only on: 30450) |

| Ref. No. | Part No. | Qty. | Description |
|----------|----------|------|--------------------------------------|
| 31 | 93-0309 | 2 | Washer - Tab (only on: 30450) |
| 32 | 3272-12 | 4 | Pin-Cotter (only on: 30450) |
| 33 | 92-5833 | 1 | Spacer - Ball Joint (only on: 30450) |
| 34 | 74-5940 | 1 | Tie Rod ASM (only on: 30450) |
| 34:1 | 2412-123 | 1 | Tie Rod (only on: 30450) |
| 34:2 | 2411-45 | 1 | Ball Joint-RH (only on: 30450) |
| *34:2:1 | 302-55 | 1 | Zerk (only on: 30450) |
| *34:2:2 | 71-4760 | 1 | Seal (only on: 30450) |
| 34:3 | 2411-46 | 1 | Ball Joint-LH (only on: 30450) |
| 34:4 | 2412-122 | 2 | Clamp ASM (only on: 30450) |
| 34:5 | 3210-5 | 2 | Screw-HH (only on: 30450) |
| 34:6 | 32152-5 | 2 | Nut-Conelock (only on: 30450) |
| 34:7 | 32136-13 | 2 | Nut-Hex, Slotted (only on: 30450) |
| 35 | 340-97 | 2 | Fitting-Hyd, 90 (only on: 30450) |

* Not illustrated

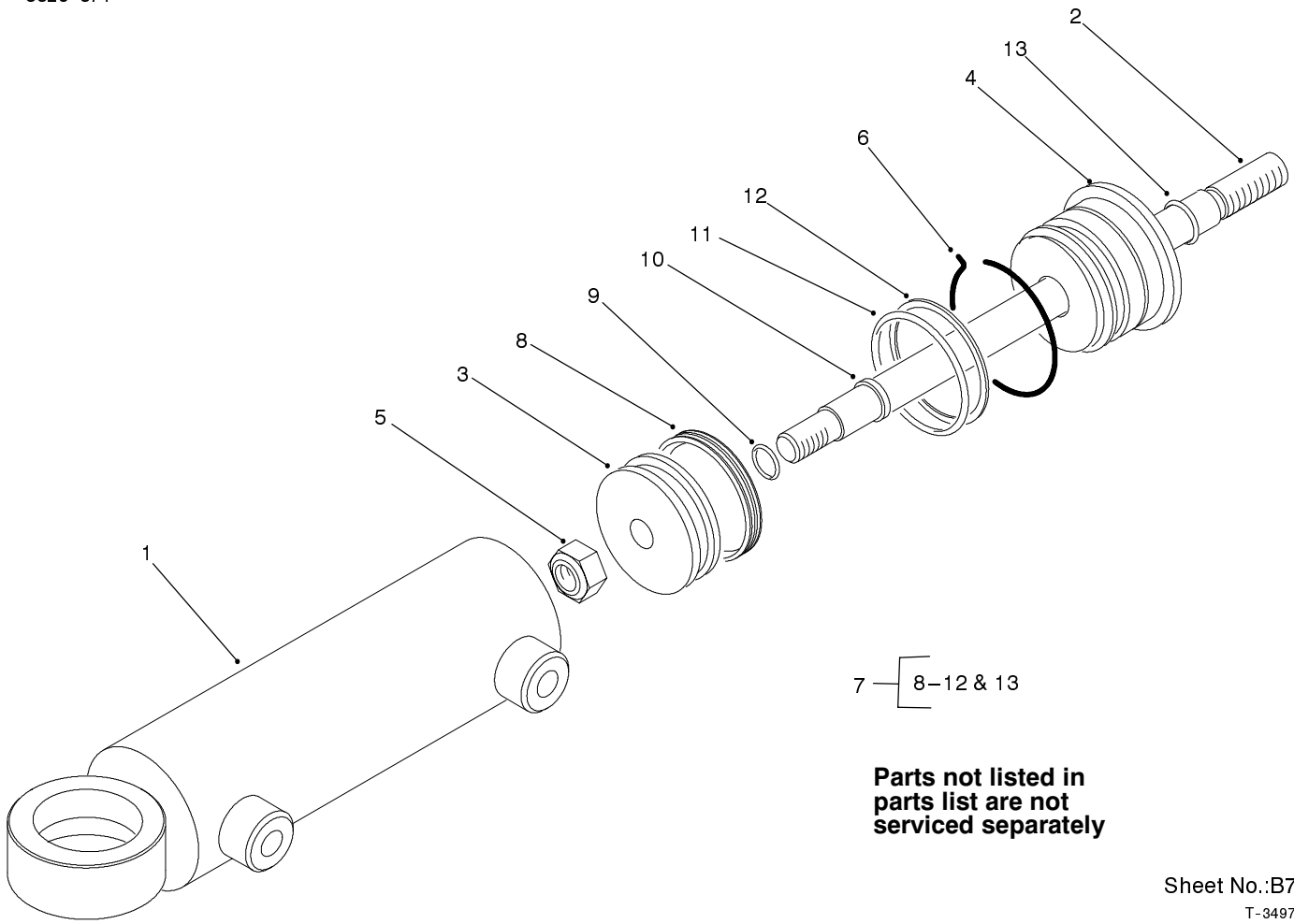


Sheet No.:22

Rear Axle Assembly-2WD (Continued)

| Ref. No. | Part No. | Qty. | Description |
|----------|----------|------|-----------------------------------|
| 35:1 | 237-22 | 1 | O-Ring (only on: 30450) |
| 35:2 | 237-78 | 1 | O-Ring (only on: 30450) |
| 36 | 94-8142 | 1 | Hyd Cylinder ASM (only on: 30450) |
| 37 | 92-5839 | 1 | Ball Joint (only on: 30450) |
| 38 | 325-12 | 2 | Screw-HH (only on: 30450) |
| 40 | 302-2 | 2 | Fitting-Grease (only on: 30450) |
| 41 | 93-7249 | 1 | Pin-Pivot, Axle (only on: 30450) |
| 42 | 302-5 | 1 | Fitting-Grease (only on: 30450) |
| 43 | 76-4880 | 1 | Connector (only on: 30450) |
| 44 | 56-7973 | 2 | Clamp-Tube (only on: 30450) |
| 45 | 32104-37 | 1 | Screw-HWH (only on: 30450) |
| 46 | 32136-14 | 2 | Nut-Hex Slotted (only on: 30450) |
| 47 | 3256-71 | 1 | Washer-Flat (only on: 30450) |

| Ref. No. | Part No. | Qty. | Description |
|----------|-----------|------|---|
| 48 | 76-8350 | 2 | Stop-Axle (only on: 30450) |
| 49 | 86-5780 | 1 | Tube ASM-Steering, RH Rear (only on: 30450) |
| 50 | 86-5790 | 1 | Tube ASM-Steering, LH Rear (only on: 30450) |
| 50:1 | 237-22 | 1 | O-Ring (only on: 30450) |
| 51 | 32151-104 | 1 | Ring-Retaining, External (only on: 30450) |
| 52 | 100-3769 | 2 | Buddy-Bearing (only on: 30450) |
| 53 | 100-3809 | 2 | Cap-Bearing Protector (only on: 30450) |
| 54 | 254-92 | 2 | Cone-Outer Bearing (only on: 30450) |
| 55 | 69-2980 | 2 | Seal (only on: 30450) |
| 56 | 254-106 | 2 | Bearing-Taper/Cone (only on: 30450) |

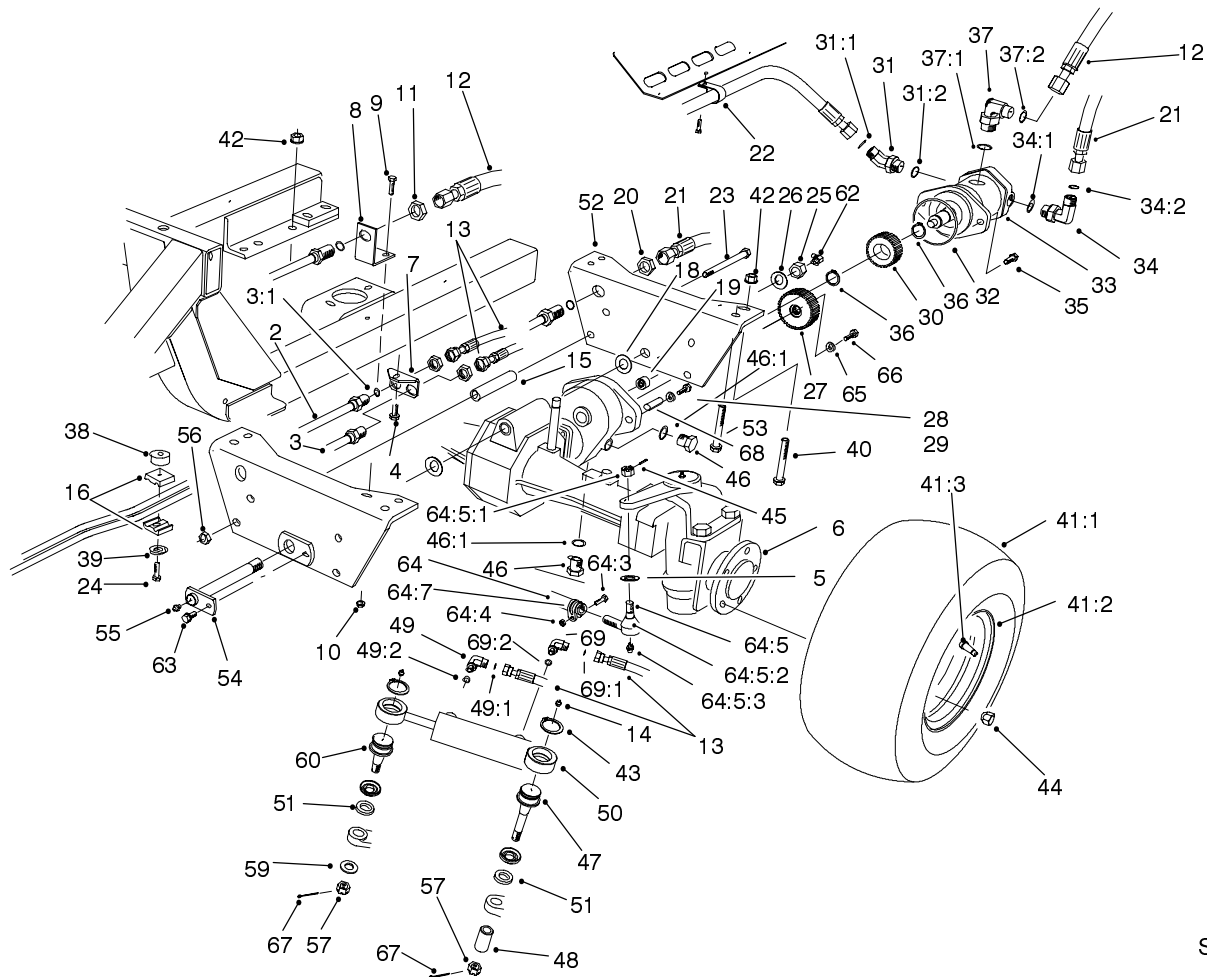


Sheet No.:B7
T-3497

Hydraulic Cylinder Assembly No. 94-8142

| Ref. No. | Part No. | Qty. | Description |
|----------|----------|------|--------------------------------------|
| 1 | 94-9959 | 1 | Barrel ASM (only on: 30450) |
| 2 | 94-9960 | 1 | Piston Rod ASM (only on: 30450) |
| 3 | 94-9961 | 1 | Piston (only on: 30450) |
| 4 | 94-9962 | 1 | Gland - Cylinder (only on: 30450) |
| 5 | 32152-10 | 1 | Locknut-Deform, Top (only on: 30450) |
| 6 | 94-9963 | 1 | Ring-Retaining (only on: 30450) |
| 7 | 94-9964 | 1 | Kit - Seal Repair (only on: 30450) |

| Ref. No. | Part No. | Qty. | Description |
|----------|----------|------|-------------|
| | | | |

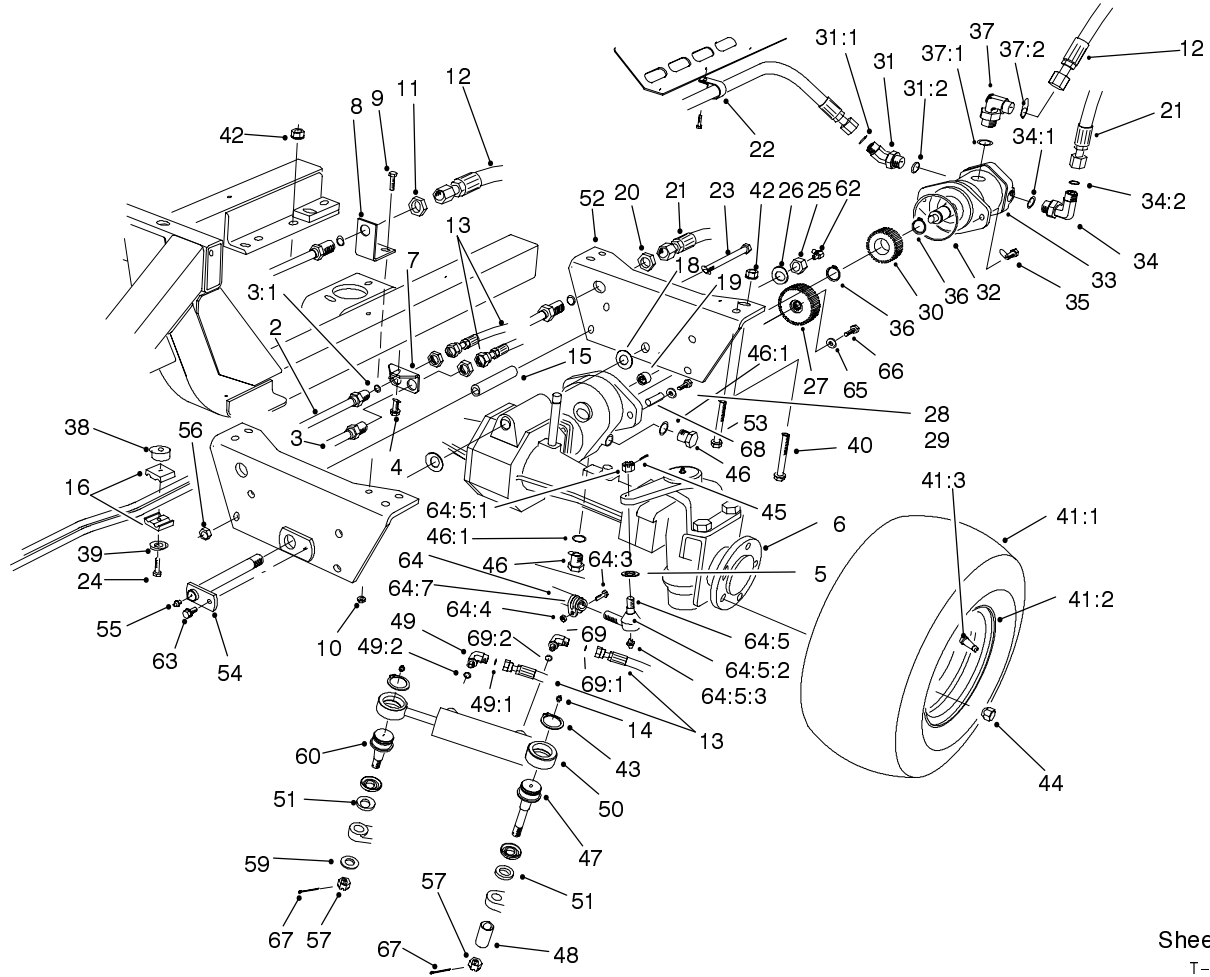


Sheet No.:23

T-3642

Rear Axle Assembly-4WD

| Ref. No. | Part No. | Qty. | Description | Ref. No. | Part No. | Qty. | Description |
|----------|----------|------|---|----------|----------|------|---|
| 2 | 86-5780 | 1 | Tube ASM-Steering, RH Rear (only on: 30455) | 12 | 86-3140 | 1 | Hose ASM (only on: 30455) |
| 3 | 86-5790 | 1 | Tube ASM-Steering, LH Rear (only on: 30455) | 13 | 76-9590 | 2 | Hose ASM-Cylinder Rod (only on: 30455) |
| 3:1 | 237-22 | 1 | O-Ring (only on: 30455) | 14 | 302-5 | 2 | Fitting-Grease (only on: 30455) |
| 4 | 32144-11 | 2 | Screw-TAP (only on: 30455) | 15 | 98-7076 | 2 | Stop - Axle (only on: 30455) |
| 5 | 3256-64 | 2 | Washer-Flat (only on: 30455) | 16 | 56-7973 | 2 | Clamp-Tube (only on: 30455) |
| 6 | 95-7500 | 1 | Axle-Drive (only on: 30455) | 18 | 98-3867 | 2 | Washer - Thrust (only on: 30455) |
| 7 | 74-6450 | 1 | Bracket-Bulkhead, Steering (only on: 30455) | 19 | 74-5700 | 1 | Bearing-Needle, Roller (only on: 30455) |
| 8 | 76-9290 | 1 | Bracket - Case Drain (only on: 30455) | 20 | 340-74 | 1 | Locknut-Bulkhead (only on: 30455) |
| 9 | 3234-4 | 1 | Screw-HHF (only on: 30455) | 21 | 86-2730 | 1 | Hose ASM (only on: 30455) |
| 10 | 32128-33 | 1 | Nut-HF (only on: 30455) | 22 | 2412-74 | 1 | Clamp (only on: 30455) |
| 11 | 340-70 | 3 | Locknut-Bulkhead (only on: 30455) | 23 | 325-36 | 2 | Screw-HH (only on: 30455) |
| | | | | 24 | 32104-37 | 1 | Screw-HWH (only on: 30455) |



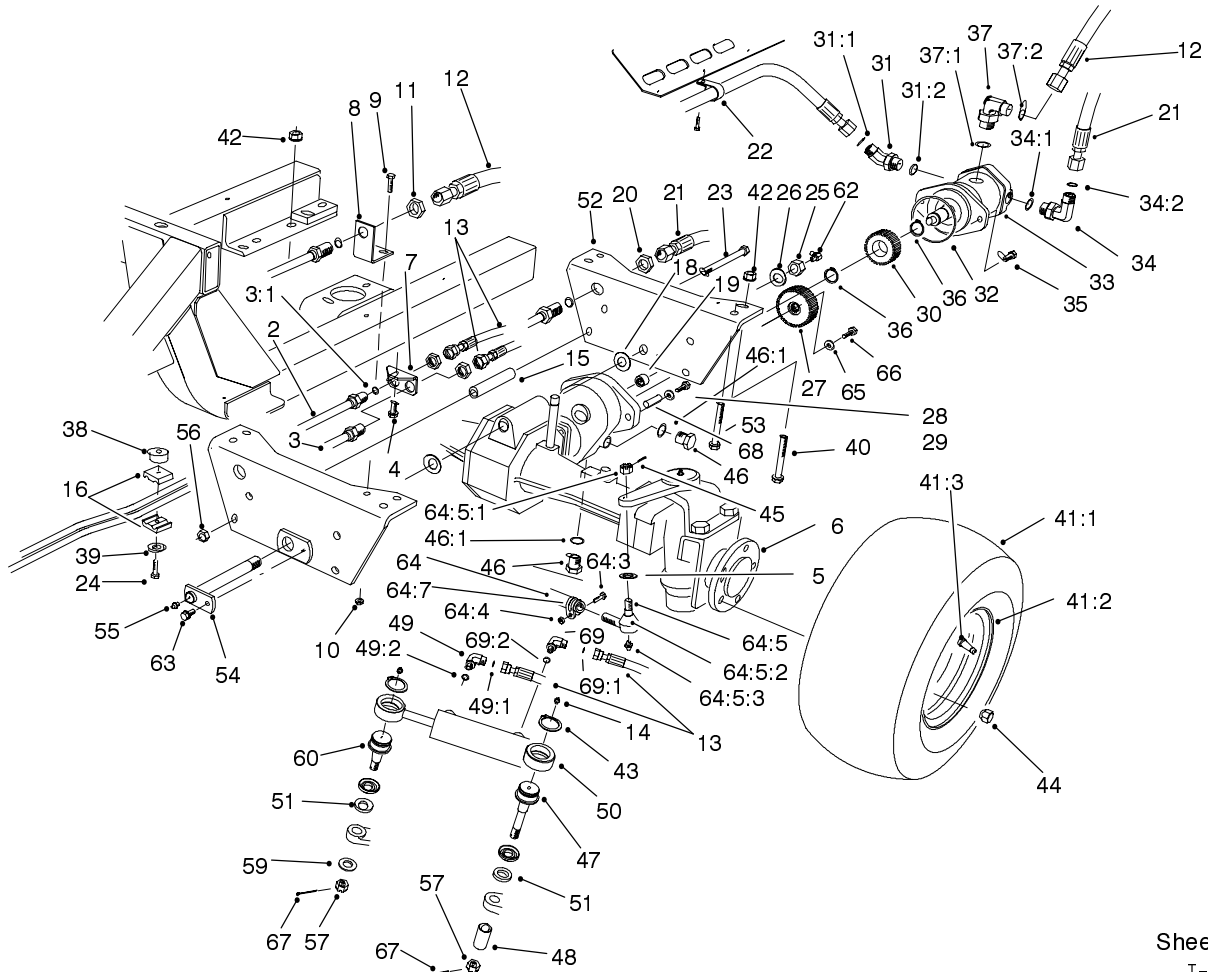
Sheet No.:23
T-3462

Rear Axle Assembly-4WD (Continued)

| Ref. No. | Part No. | Qty. | Description |
|----------|-----------|------|--|
| 25 | 3296-68 | 1 | Nut-,Lock NI (only on: 30455) |
| 26 | 92-1765 | 1 | Washer - Thrust (only on: 30455) |
| 27 | 99-7500 | 1 | Clutch - Bi-Directional (only on: 30455) |
| 28 | 33114-025 | 6 | Screw-HH (only on: 30455) |
| 29 | 3253-4 | 6 | Washer-Lock (only on: 30455) |
| 30 | 95-4393 | 1 | Gear - Driven (only on: 30455) |
| 31 | 340-156 | 1 | Fitting - Hyd (only on: 30455) |
| 31:1 | 237-65 | 1 | O-Ring (only on: 30455) |
| 31:2 | 237-81 | 1 | O-Ring (only on: 30455) |
| 32 | 237-166 | 1 | O-Ring (only on: 30455) |
| 33 | 99-7502 | 1 | Piston Motor ASM (only on: 30455) |
| 34 | 340-139 | 1 | Fitting-Hyd, (only on: 30455) |

| Ref. No. | Part No. | Qty. | Description |
|----------|----------|------|-----------------------------------|
| 34:1 | 237-81 | 1 | O-Ring (only on: 30455) |
| 34:2 | 237-65 | 1 | O-Ring (only on: 30455) |
| 35 | 325-6 | 2 | Screw-HH (only on: 30455) |
| 36 | 32120-15 | 2 | Ring-Snap, Ext (only on: 30455) |
| 37 | 340-18 | 1 | Fitting-Hyd, 90 (only on: 30455) |
| 37:1 | 237-79 | 1 | O-Ring (only on: 30455) |
| 37:2 | 237-22 | 1 | O-Ring (only on: 30455) |
| 38 | 80-8660 | 1 | Spacer - Coupler (only on: 30455) |
| 39 | 3256-71 | 1 | Washer-Flat (only on: 30455) |
| 40 | 325-35 | 2 | Screw-HH (only on: 30455) |
| ★41 | | 2 | Tire & Wheel ASM (only on: 30455) |
| 41:1 | 86-5910 | 1 | Tire (only on: 30455) |
| 41:2 | 100-2582 | 1 | Rim (only on: 30455) |
| 41:3 | 232-27 | 1 | Stem-Valve (only on: 30455) |

★ Not serviced

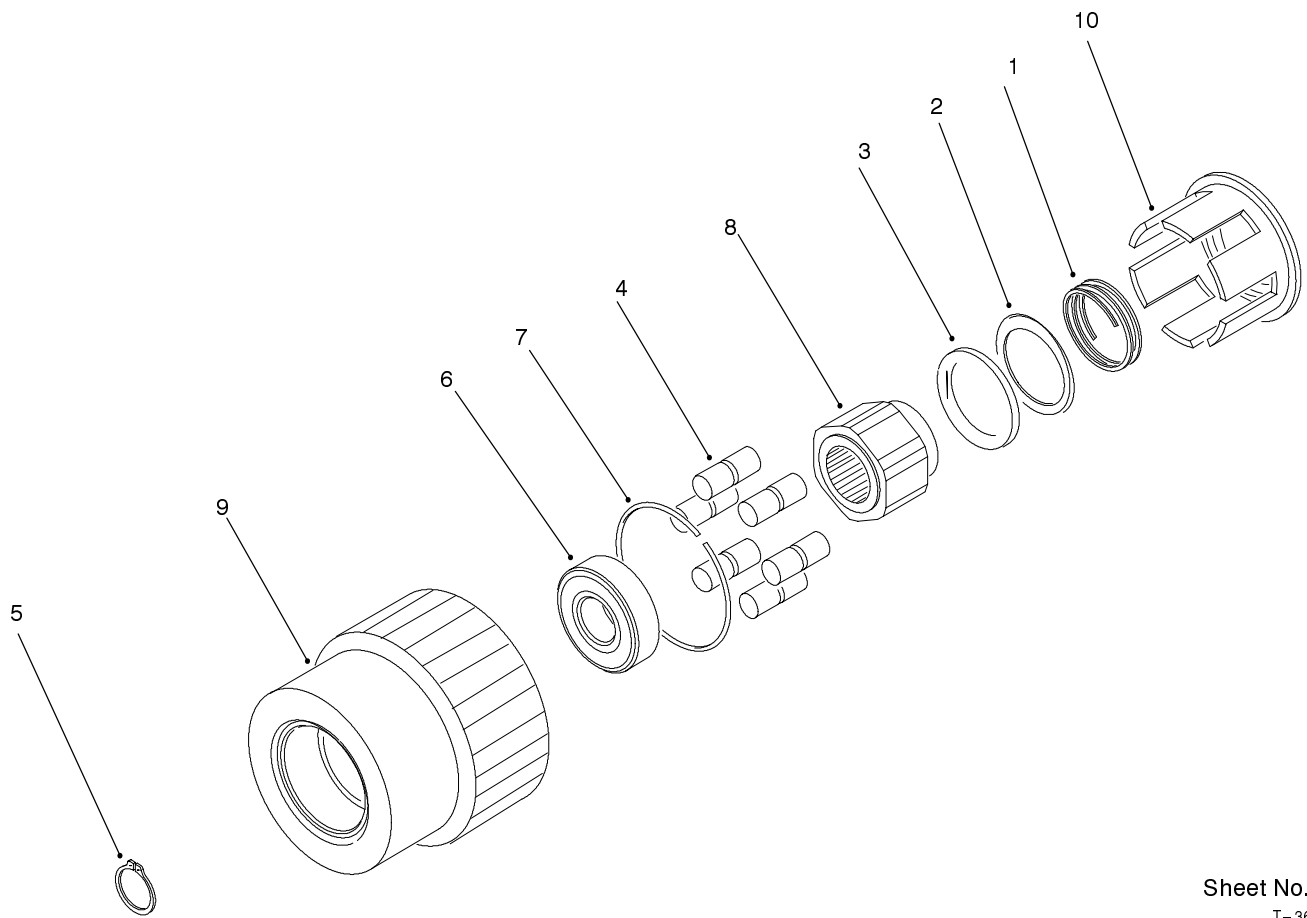


Sheet No.:23
T-3462

Rear Axle Assembly-4WD (Continued)

| Ref. No. | Part No. | Qty. | Description |
|----------|-----------|------|---|
| 42 | 32128-49 | 4 | Nut-HHF (only on: 30455) |
| 43 | 32151-104 | 2 | Ring-Retaining, External (only on: 30455) |
| 44 | 93-5268 | 10 | Nut-Lug (only on: 30455) |
| 45 | 3272-17 | 2 | Pin-Cotter (only on: 30455) |
| 46 | 353-508 | 2 | Plug-O-Ring (only on: 30455) |
| 46:1 | 237-42 | 1 | O-Ring (only on: 30455) |
| 47 | 92-5839 | 1 | Ball Joint (only on: 30455) |
| 48 | 92-5844 | 1 | Spacer - Ball Joint (only on: 30455) |
| 49 | 340-97 | 1 | Fitting-Hyd, 90 (only on: 30455) |
| 49:1 | 237-22 | 1 | O-Ring (only on: 30455) |
| 49:2 | 237-78 | 1 | O-Ring (only on: 30455) |
| 50 | 98-3806 | 1 | Hydraulic Cylinder ASM (only on: 30455) |

| Ref. No. | Part No. | Qty. | Description |
|----------|------------|------|--------------------------------------|
| 51 | 92-5833 | 2 | Spacer - Ball Joint (only on: 30455) |
| 52 | 94-8246-03 | 1 | Pivot-Rear (only on: 30455) |
| 53 | 325-12 | 2 | Screw-HH (only on: 30455) |
| 54 | 98-7077 | 1 | Pin-Rear Axle (only on: 30455) |
| 55 | 302-2 | 1 | Fitting-Grease (only on: 30455) |
| 56 | 3296-23 | 2 | Nut-Lock, NI (only on: 30455) |
| 57 | 32136-14 | 2 | Nut-Hex Slotted (only on: 30455) |
| 59 | 92-5836 | 1 | Washer-Axle (only on: 30455) |
| 60 | 92-5838-01 | 1 | Ball Joint (only on: 30455) |
| 62 | 302-33 | 1 | Fitting-Grease (only on: 30455) |
| 63 | 32144-41 | 1 | Screw-Taptite (only on: 30455) |
| 64 | 95-4391 | 1 | Tie Rod ASM (only on: 30455) |
| 64:3 | 323-9 | 2 | Screw-HH (only on: 30455) |

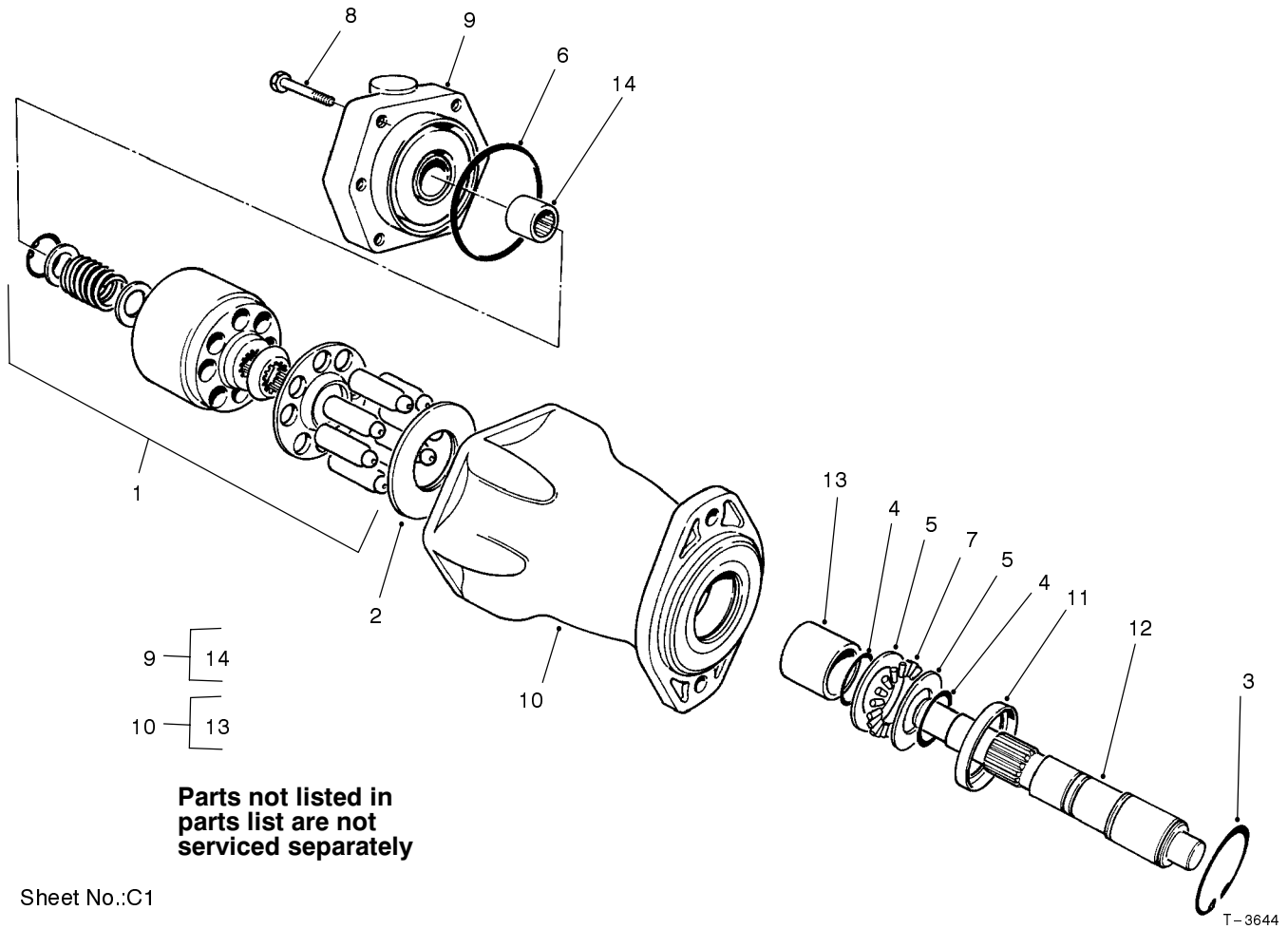


Sheet No.:B9
T-3643

Bi-Directional Clutch Assembly No. 99-7500

| Ref. No. | Part No. | Qty. | Description |
|----------|----------|------|--|
| 1 | 93-8923 | 1 | Spring - Wave (only on: 30455) |
| 2 | 93-8929 | 1 | Washer - Thrust (only on: 30455) |
| 3 | 93-8919 | 1 | Bearing - Thrust Needle (only on: 30455) |
| 4 | 93-8925 | 6 | Roller (only on: 30455) |
| 5 | 32151-96 | 1 | Ring-Retaining (only on: 30455) |
| 6 | 100-2572 | 1 | Bearing (only on: 30455) |
| 7 | 100-2571 | 1 | Spring-Wire Form (only on: 30455) |
| 8 | 100-2570 | 1 | Hub ASM (only on: 30455) |
| 9 | 100-2569 | 1 | Housing ASM (only on: 30455) |
| 10 | 100-2568 | 1 | Roll Cage ASM (only on: 30455) |

| Ref. No. | Part No. | Qty. | Description |
|----------|----------|------|-------------|
| | | | |
| | | | |
| | | | |
| | | | |
| | | | |
| | | | |
| | | | |
| | | | |
| | | | |
| | | | |

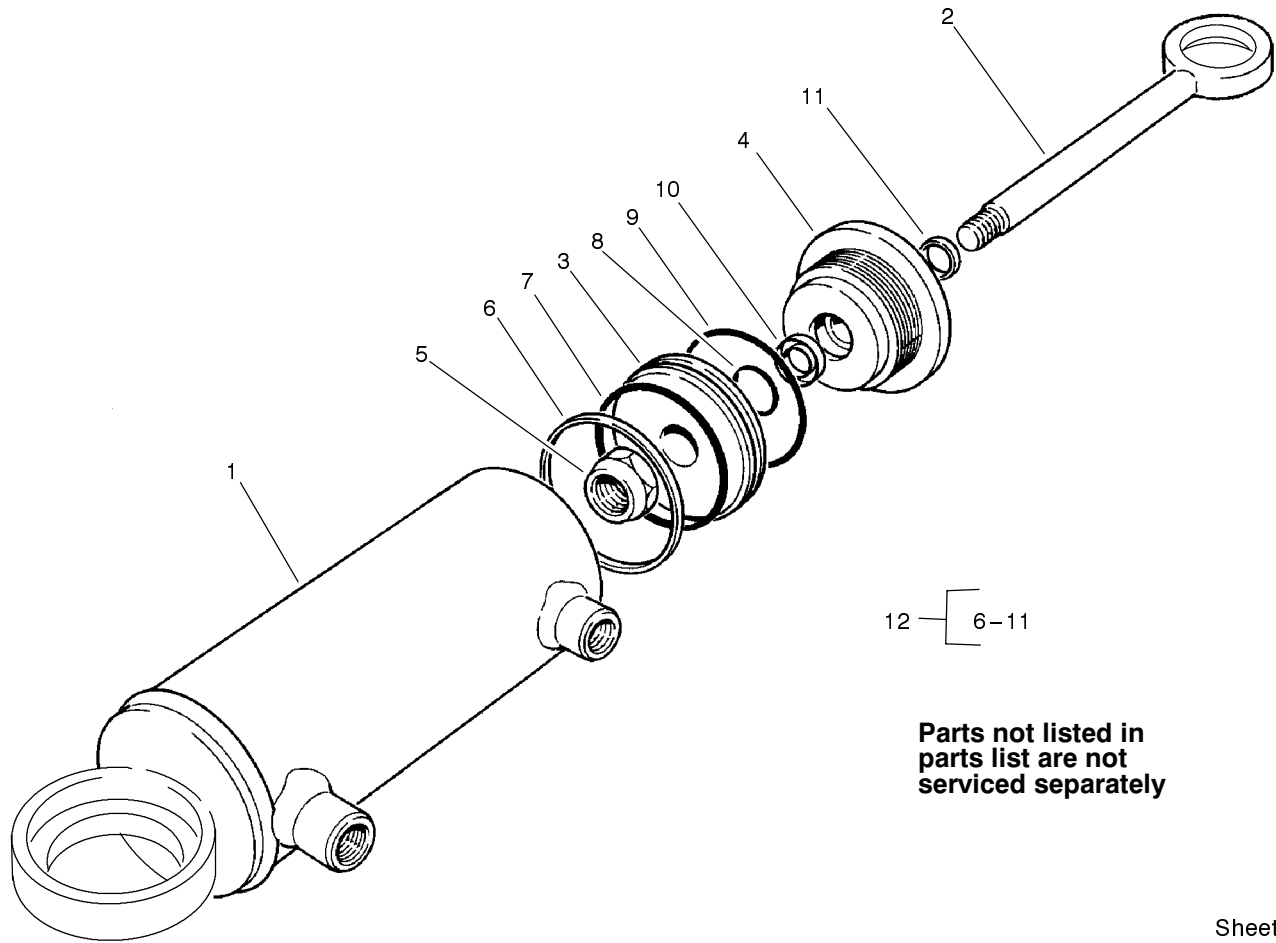


Sheet No.:C1

Hydraulic Motor Assembly No. 99-7502

| Ref. No. | Part No. | Qty. | Description |
|----------|----------|------|-----------------------------------|
| 1 | 76-6910 | 1 | Rotating Kit ASM (only on: 30455) |
| 2 | 76-6970 | 1 | Insert-Cam Plate (only on: 30455) |
| 3 | 76-7010 | 1 | Ring-Retaining (only on: 30455) |
| 4 | 76-7000 | 2 | Ring-Retaining (only on: 30455) |
| 5 | 76-6950 | 2 | Race-Thrust (only on: 30455) |
| 6 | 76-6980 | 1 | O-Ring (only on: 30455) |
| 7 | 76-6960 | 1 | Bearing-Thrust (only on: 30455) |
| 8 | 100-2550 | 6 | Screw, Cap (only on: 30455) |
| 9 | 100-2551 | 1 | Backplate (only on: 30455) |
| 10 | 100-2552 | 1 | Housing (only on: 30455) |
| 11 | 100-2553 | 1 | Seal, Shaft (only on: 30455) |
| 12 | 100-2554 | 1 | Shaft, Drive (only on: 30455) |

| Ref. No. | Part No. | Qty. | Description |
|----------|----------|------|-------------|
| | | | |
| | | | |
| | | | |
| | | | |
| | | | |
| | | | |
| | | | |
| | | | |
| | | | |
| | | | |



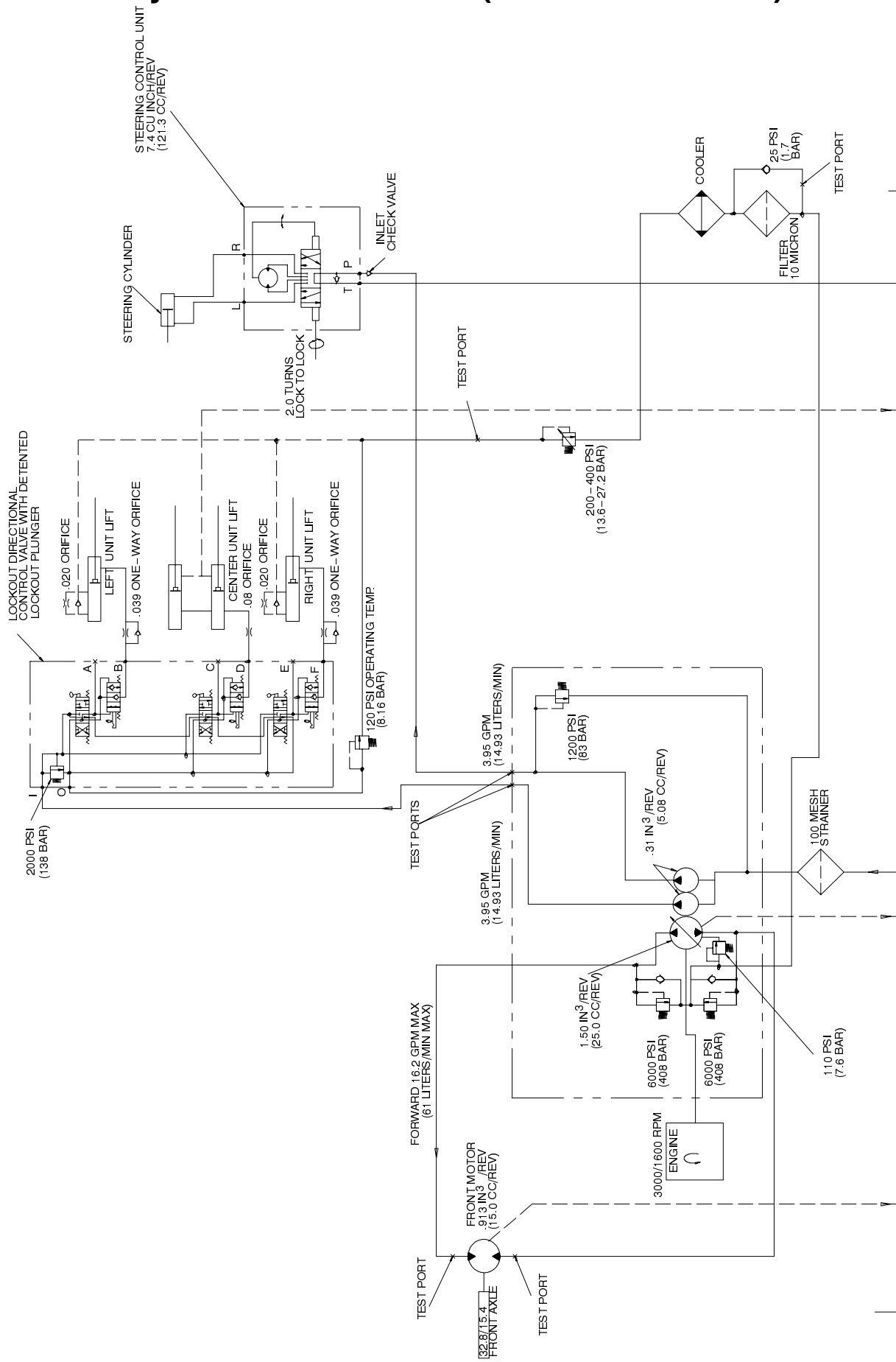
Sheet No.:C2
T-3527

Hydraulic Cylinder Assembly No. 98-3806

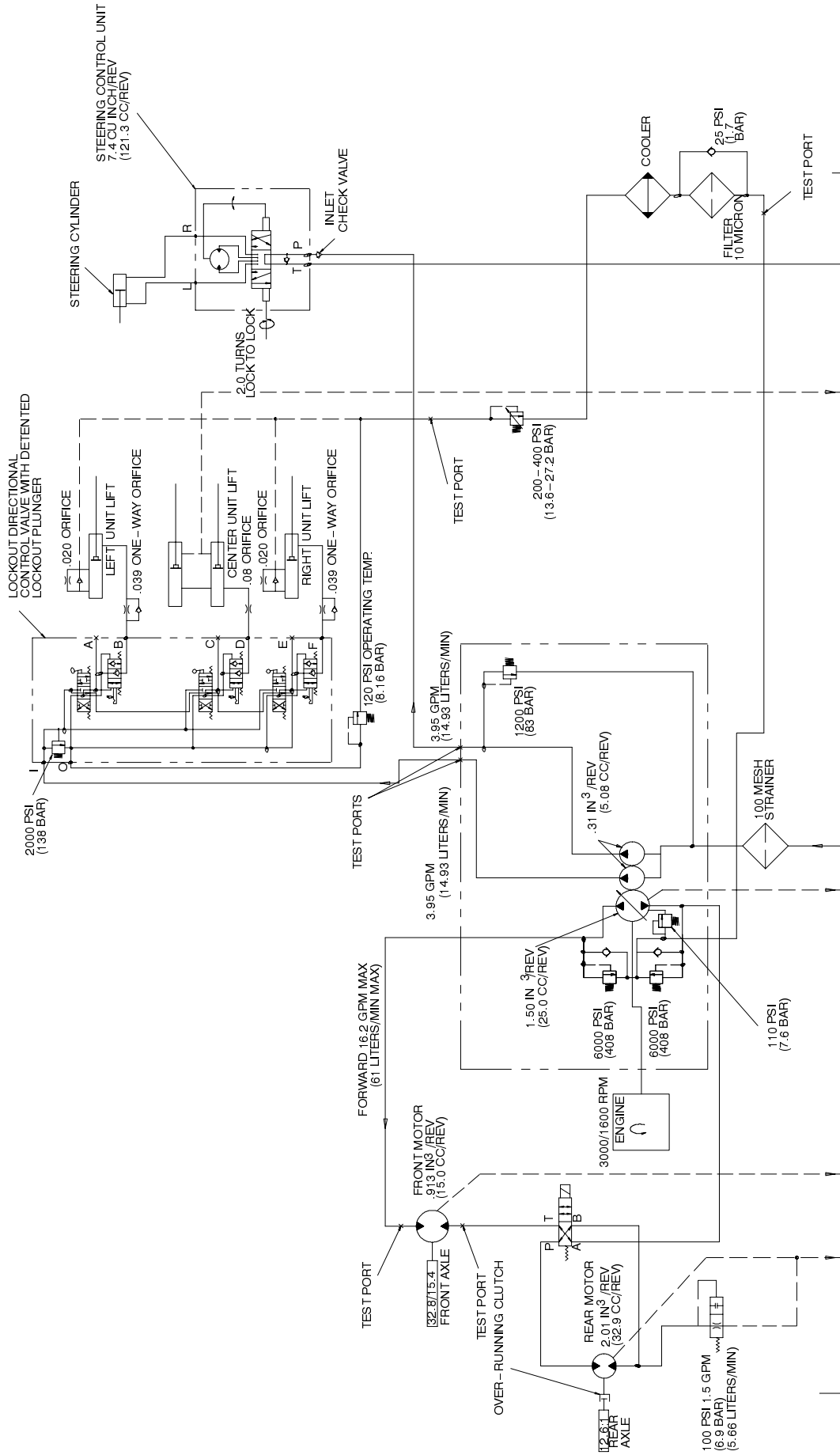
| Ref. No. | Part No. | Qty. | Description |
|----------|----------|------|--------------------------------------|
| 1 | 99-4753 | 1 | Butt & Tube ASM (only on: 30455) |
| 2 | 99-4754 | 1 | Piston & Rod ASM (only on: 30455) |
| 3 | 66-1940 | 1 | Piston (only on: 30455) |
| 4 | 92-6588 | 1 | Gland (only on: 30455) |
| 5 | 66-1930 | 1 | Locknut (only on: 30455) |
| 12 | 92-6593 | 1 | Kit-packing, 4wd (only on: 30455) |

| Ref. No. | Part No. | Qty. | Description |
|----------|----------|------|-------------|
| | | | |
| | | | |
| | | | |
| | | | |
| | | | |
| | | | |
| | | | |
| | | | |
| | | | |
| | | | |

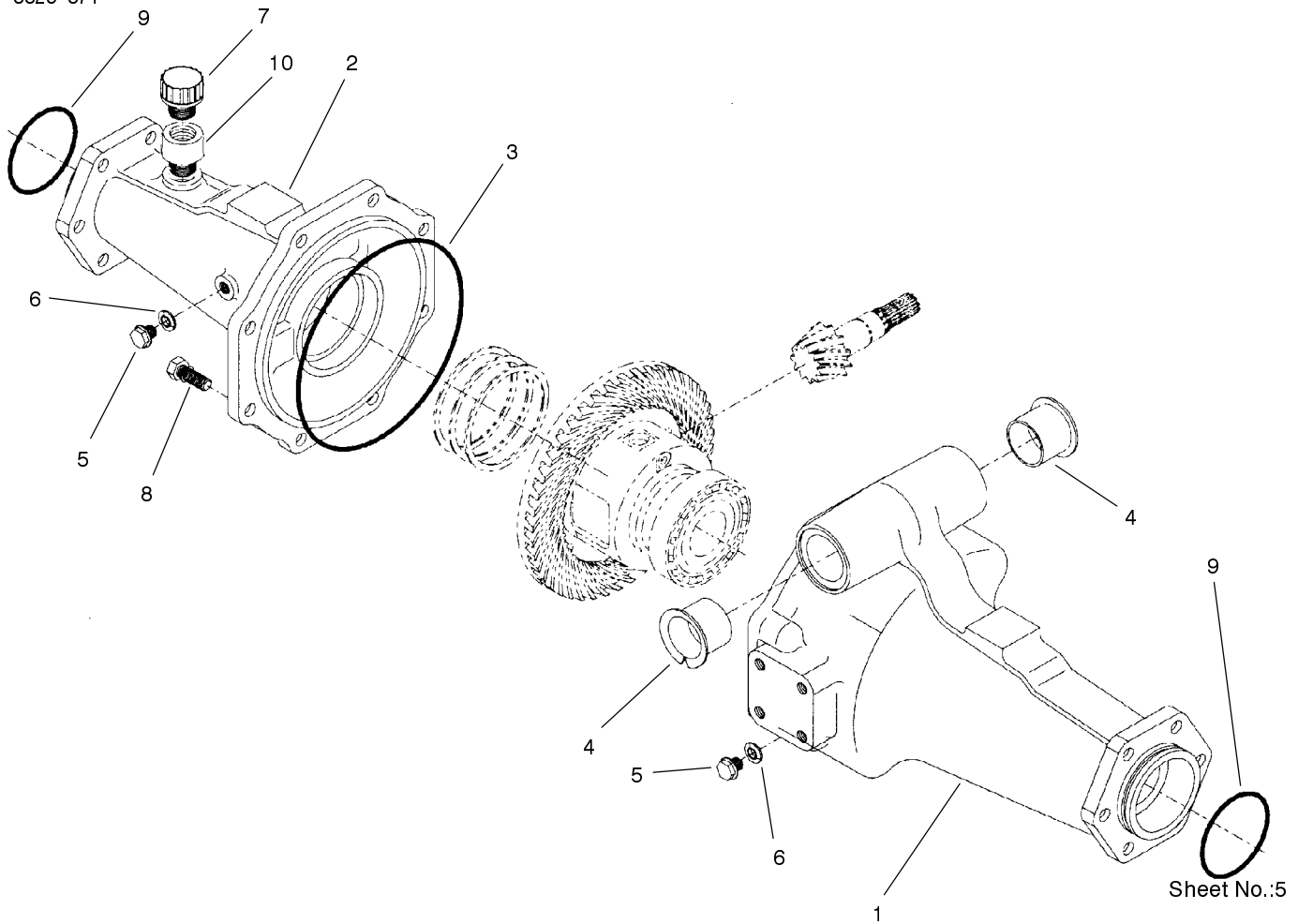
Hydraulic Schematic (Model No. 30450)



Hydraulic Schematic (Model No. 30455)



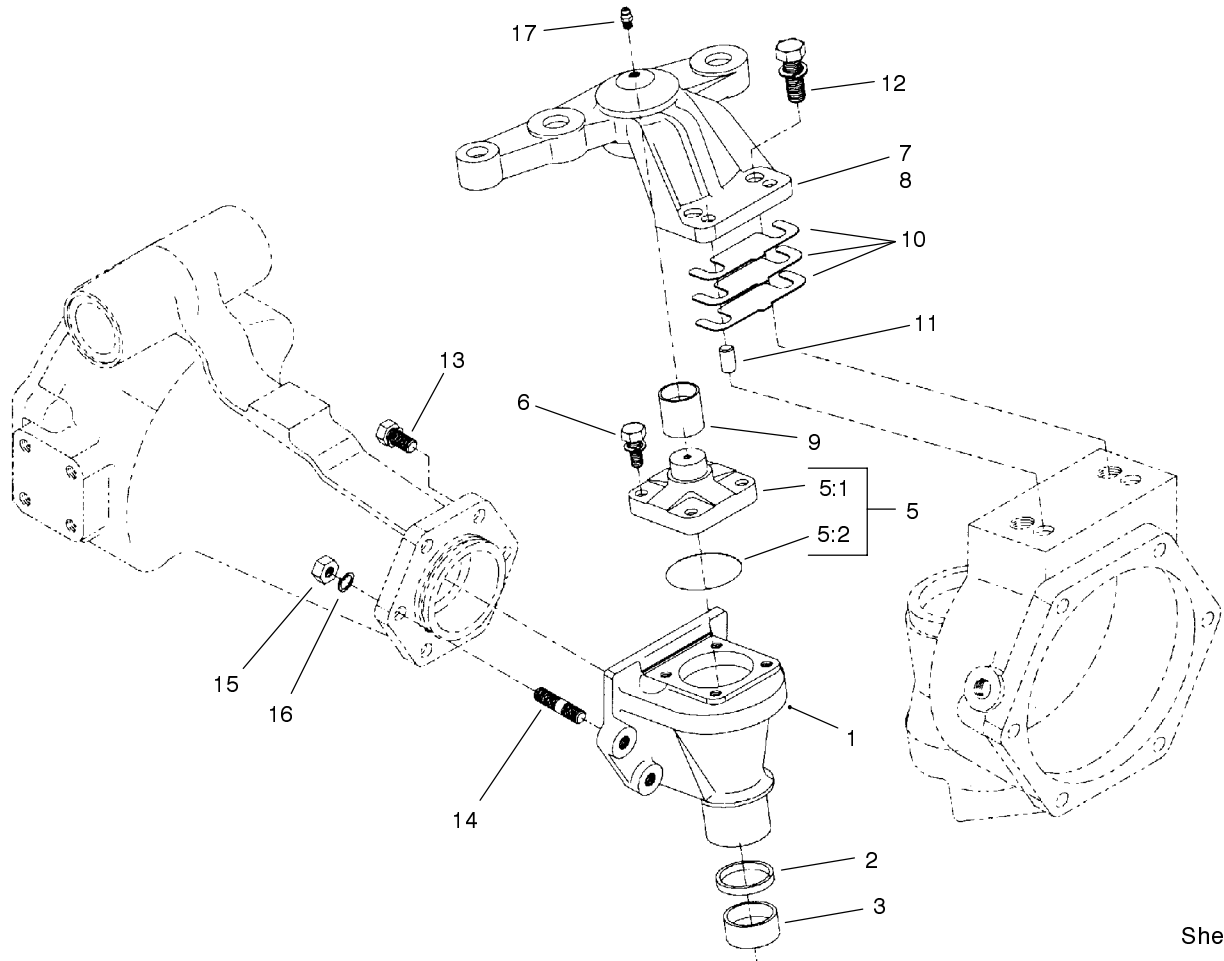
3325-371



Rear Axle Assembly No. 95-7500 (Continued) Axle Support Assembly

| Ref. No. | Part No. | Qty. | Description |
|----------|----------|------|-----------------|
| 1 | 95-7508 | 1 | Support-Axle |
| 2 | 95-7506 | 1 | Support-Axle |
| 3 | 95-7507 | 1 | O-Ring |
| 4 | 95-7537 | 2 | Bushing-Flanged |
| 5 | 99-7589 | 2 | Plug |
| 6 | 99-7590 | 2 | Washer-Seal |
| 7 | 99-7591 | 1 | Oil Plug ASM |
| 8 | 99-7592 | 8 | Bolt |
| 9 | 99-7593 | 2 | O-Ring |
| 10 | 104-2377 | 1 | Extension, Vent |

| Ref. No. | Part No. | Qty. | Description |
|----------|----------|------|-------------|
| | | | |
| | | | |
| | | | |
| | | | |
| | | | |
| | | | |
| | | | |
| | | | |
| | | | |
| | | | |

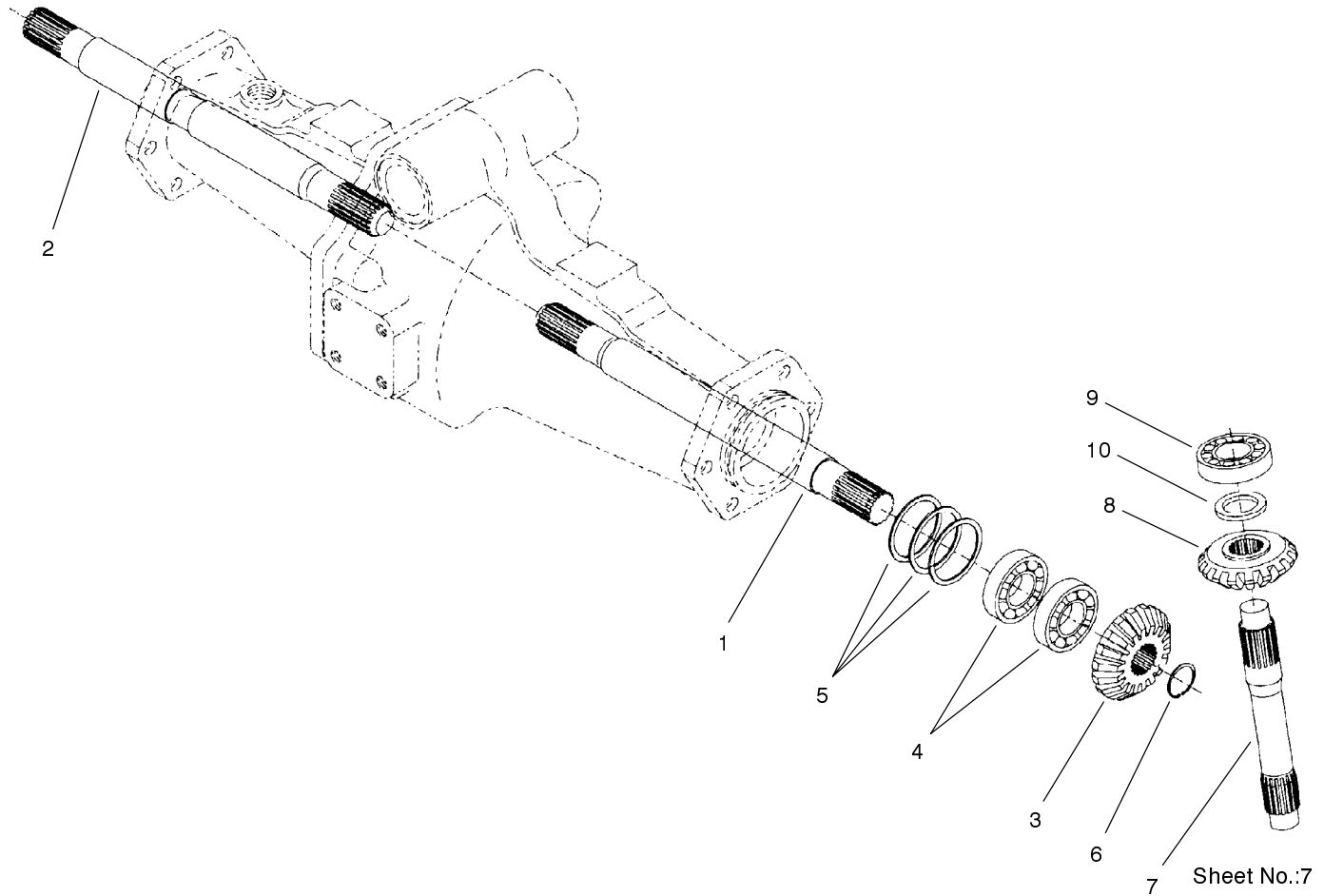


Sheet No.:6

Rear Axle Assembly No. 95-7500 (Continued) Bevel Gear Case Assembly

| Ref. No. | Part No. | Qty. | Description |
|----------|----------|------|-----------------------|
| 1 | 95-7538 | 2 | Case-Bevel Gear |
| 2 | 100-2557 | 2 | Seal, Oil |
| 3 | 104-2378 | 2 | Bushing |
| 5 | 104-2376 | 2 | Knuckle ASM |
| 5:1 | 104-2373 | 1 | Knuckle |
| 5:2 | 104-2372 | 1 | O-Ring |
| 6 | 104-2374 | 8 | Bolt |
| 7 | 95-7513 | 1 | Support, Axle Case LH |
| 8 | 95-7515 | 1 | Support, Axle Case RH |
| 9 | 99-7529 | 2 | Bushing |
| 10 | 95-7547 | 2 | Shim 0.1 |
| 10 | 95-7548 | 2 | Shim 0.2 |
| 10 | 95-7549 | 2 | Shim 0.4 |
| 11 | 99-7597 | 4 | Pin-Dowel |
| 12 | 104-2375 | 4 | Bolt |
| 13 | 99-7599 | 8 | Bolt |
| 14 | 99-7525 | 4 | Stud |
| 15 | 99-7526 | 4 | Nut |
| 16 | 99-7527 | 4 | Washer-Spring |
| 17 | 99-7528 | 2 | Nipple-Grease |

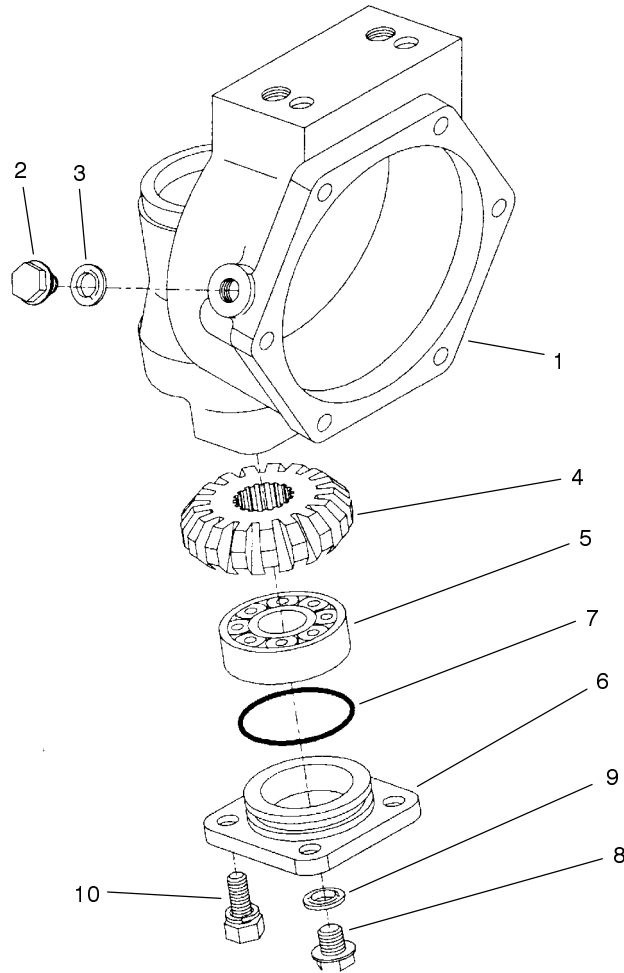
| Ref. No. | Part No. | Qty. | Description |
|----------|----------|------|-------------|
| | | | |
| | | | |
| | | | |
| | | | |
| | | | |
| | | | |
| | | | |
| | | | |
| | | | |
| | | | |



Rear Axle Assembly No. 95-7500 (Continued) Bevel Gear Shaft Assembly

| Ref. No. | Part No. | Qty. | Description |
|----------|----------|------|--------------------------|
| 1 | 95-7509 | 1 | Shaft-Gear, Differential |
| 2 | 95-7512 | 1 | Shaft-Gear, Differential |
| 3 | 95-7517 | 2 | Gear, 15 Tooth Bevel |
| 4 | 99-7530 | 4 | Bearing-Ball |
| 5 | 99-7552 | 2 | Shim 0.1 |
| 5 | 99-7553 | 2 | Shim 0.2 |
| 5 | 99-7554 | 2 | Shim 0.5 |
| 6 | 99-7531 | 2 | Clip |
| 7 | 95-7529 | 2 | Shaft, Bevel Gear |
| 8 | 95-7519 | 2 | Gear, 17 Tooth Bevel |
| 9 | 99-7532 | 2 | Bearing-Taper Roller |
| 10 | 99-7558 | 2 | Collar |

| Ref. No. | Part No. | Qty. | Description |
|----------|----------|------|-------------|
| | | | |

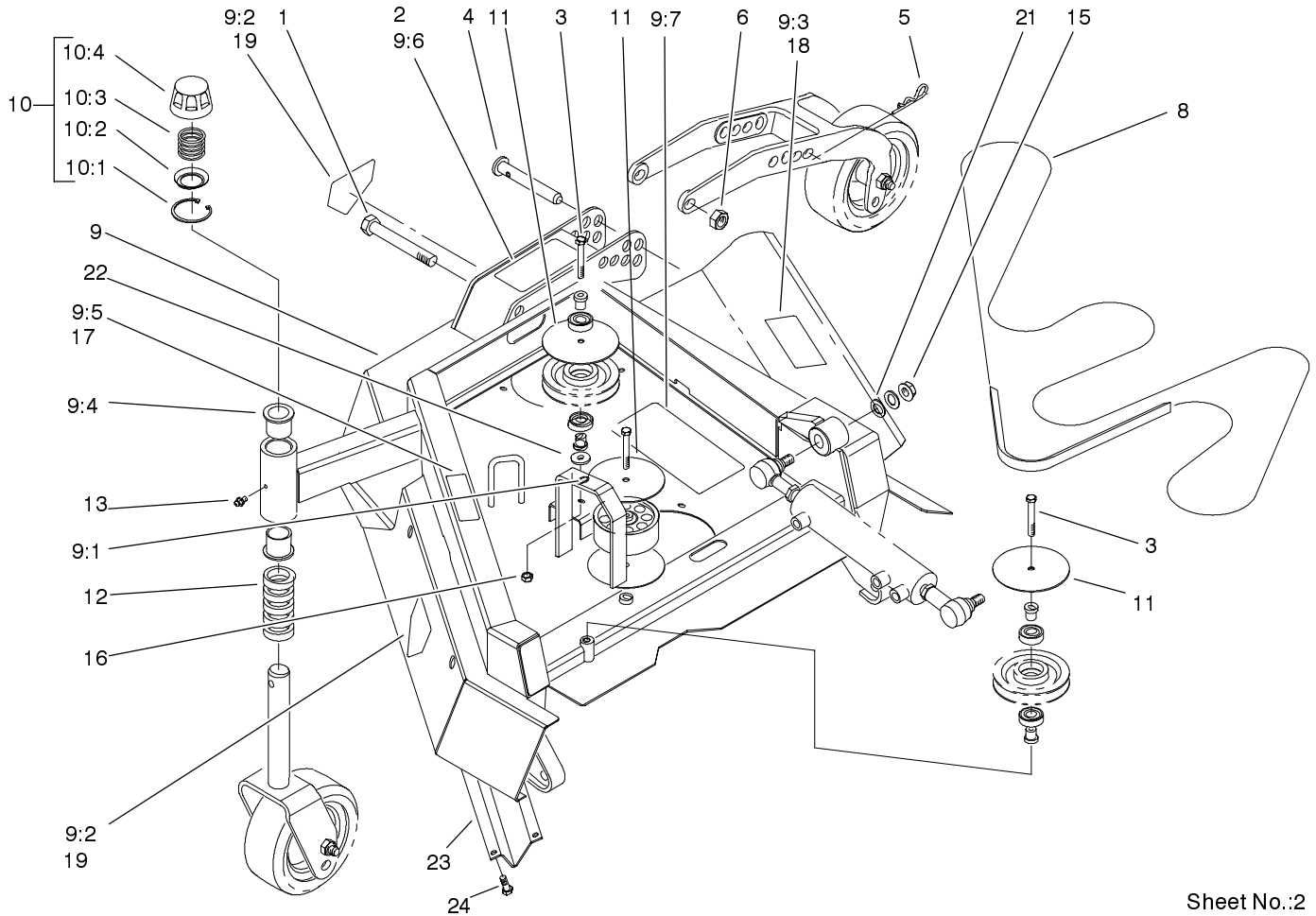


Sheet No.:8

Rear Axle Assembly No. 95-7500 (Continued) Axle Case Assembly

| Ref. No. | Part No. | Qty. | Description |
|----------|----------|------|----------------------|
| 1 | 95-7531 | 2 | Case, Axle |
| 2 | 99-7535 | 2 | Plug |
| 3 | 99-7536 | 2 | Washer-Seal |
| 4 | 95-7527 | 2 | Gear, 17 Tooth Bevel |
| 5 | 99-7532 | 2 | Bearing-Taper Roller |
| 6 | 100-2560 | 2 | Cover |
| 7 | 100-2561 | 2 | O-Ring |
| 8 | 99-7589 | 2 | Plug |
| 9 | 99-7590 | 2 | Washer-Seal |
| 10 | 100-2562 | 8 | Bolt |

| Ref. No. | Part No. | Qty. | Description |
|----------|----------|------|-------------|
| | | | |
| | | | |
| | | | |
| | | | |
| | | | |
| | | | |
| | | | |
| | | | |
| | | | |
| | | | |

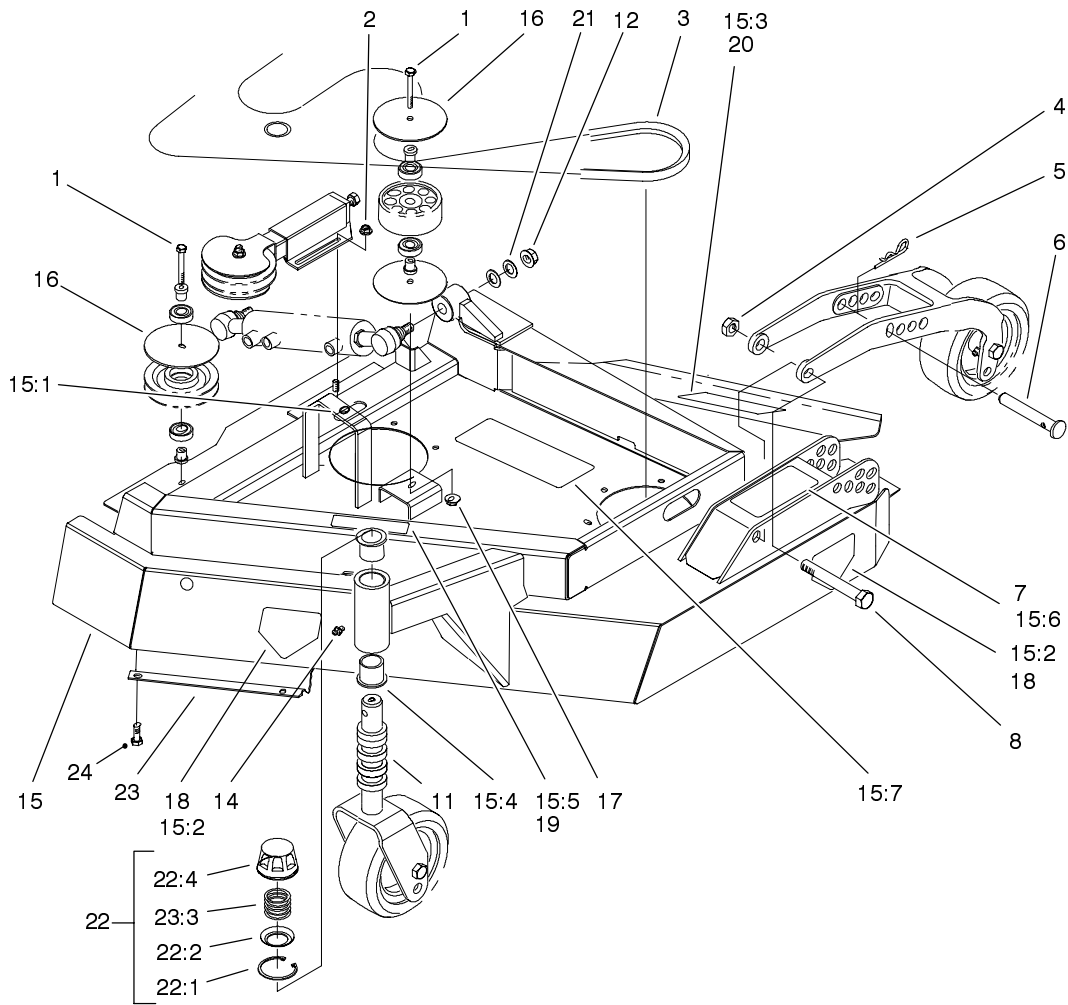


Sheet No.:2

Right Hand Deck Assembly

| Ref. No. | Part No. | Qty. | Description |
|----------|------------|------|----------------------|
| 1 | 3216-6 | 1 | Screw-HH |
| 2 | 93-9413 | 1 | Decal-HOC, Wing, RH |
| 3 | 323-13 | 3 | Screw-HH |
| 4 | 86-2010 | 1 | Pin-HOC |
| 5 | 3290-256 | 1 | Pin-Cotter, Hair |
| 6 | 3296-15 | 1 | Nut-Lock NI |
| 8 | 100-2588 | 1 | V-Belt, B-Section |
| 9 | 92-7758 | 1 | RH Wing Deck ASM |
| 9:1 | 32148-10 | 1 | Insert-Threaded |
| 9:2 | 43-8480 | 2 | Decal-Danger |
| 9:3 | 66-1340 | 1 | Decal-Danger |
| 9:4 | 69-6470 | 2 | Bushing-Castor |
| 9:5 | 85-6410 | 1 | Decal-Danger |
| 9:6 | 86-0700 | 1 | Decal-HOC, RH Wing |
| 9:7 | 86-0760 | 1 | Decal-Belt, RH |
| 10 | 92-9727 | 1 | HOC Cap ASM |
| 10:1 | 92-5581 | 1 | Ring-Retaining |
| 10:2 | 92-5583 | 1 | Washer-Cap |
| 10:3 | 92-9726 | 1 | Spring - Compression |
| 10:4 | 92-8861 | 1 | Cap-HOC |
| 11 | 86-2600-01 | 4 | Washer-Guide, Belt |
| 12 | 69-1510 | 5 | Spacer-Castor |
| 13 | 302-5 | 1 | Fitting-Grease |
| 15 | 32128-54 | 1 | Nut-Flange |
| 16 | 32128-29 | 1 | Locknut-Flange |
| 17 | 93-7814 | 1 | Decal-Danger, Int'l |

| Ref. No. | Part No. | Qty. | Description |
|----------|------------|------|---------------------|
| 18 | 93-7824 | 1 | Decal-Danger Int'l |
| 19 | 93-7815 | 2 | Decal-Danger, Int'l |
| 21 | 86-1440 | 2 | Washer-Flat |
| 22 | 3256-35 | 1 | Washer-Flat |
| 23 | 93-7208-01 | 1 | Shield-Deck, Wing |
| 24 | 32144-11 | 10 | Screw-TAP |

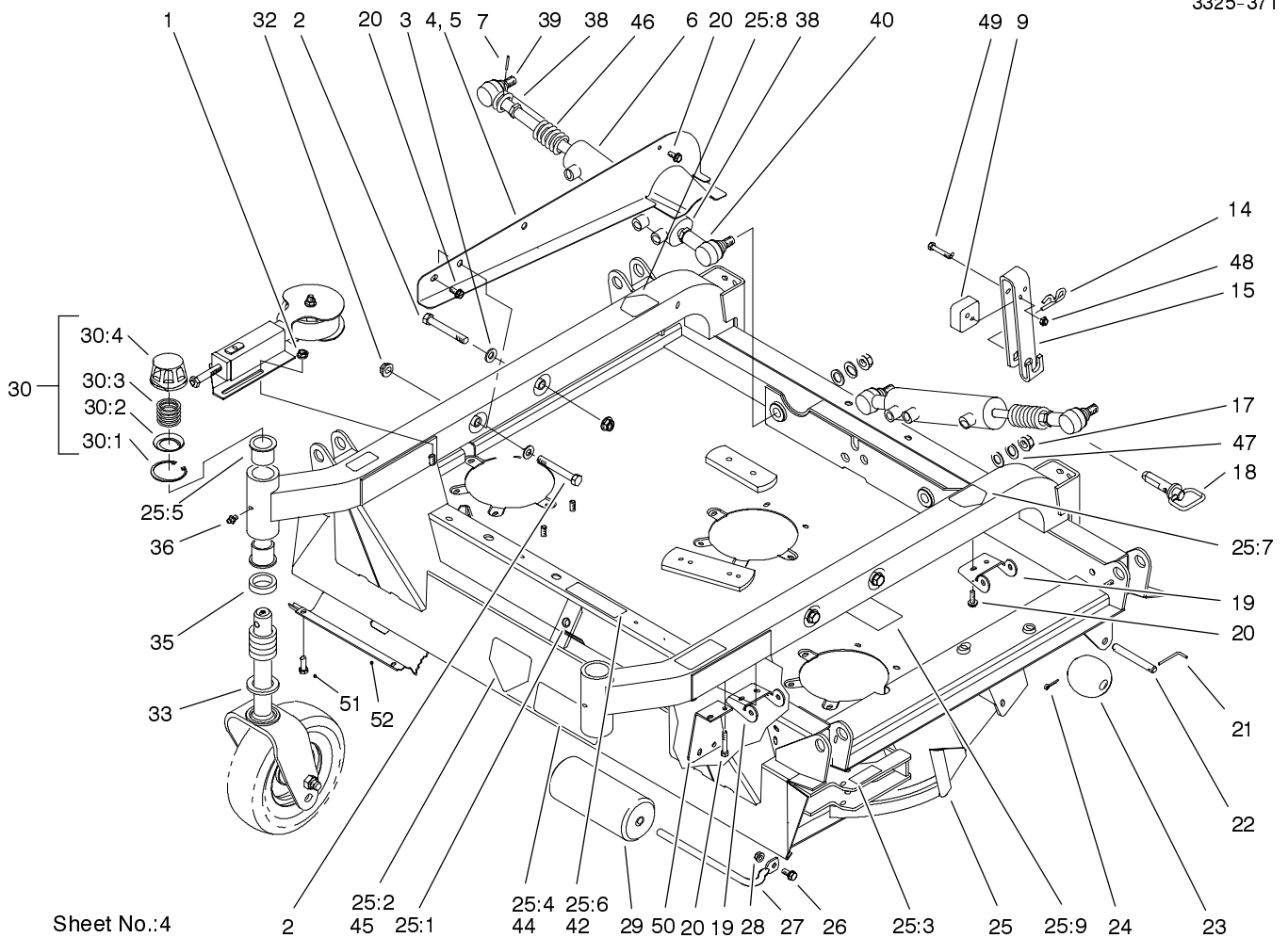


Sheet No.:3

Left Hand Deck Assembly

| Ref. No. | Part No. | Qty. | Description |
|----------|------------|------|---------------------|
| 1 | 323-13 | 2 | Screw-HH |
| 2 | 32128-19 | 2 | Nut-HF |
| 3 | 100-2588 | 1 | V-Belt, B-Section |
| 4 | 3296-15 | 1 | Nut-Lock NI |
| 5 | 3290-256 | 1 | Pin-Cotter, Hair |
| 6 | 86-2010 | 1 | Pin-HOC |
| 7 | 93-9412 | 1 | Decal-HOC, Wing, LH |
| 8 | 3216-6 | 1 | Screw-HH |
| 11 | 69-1510 | 5 | Spacer-Castor |
| 12 | 32128-54 | 1 | Nut-Flange |
| 14 | 302-5 | 1 | Fitting-Grease |
| 15 | 92-7756 | 1 | LH Wing Deck ASM |
| 15:1 | 32148-10 | 1 | Insert-Threaded |
| 15:2 | 43-8480 | 2 | Decal-Danger |
| 15:3 | 66-1340 | 1 | Decal-Danger |
| 15:4 | 69-6470 | 2 | Bushing-Castor |
| 15:5 | 85-6410 | 1 | Decal-Danger |
| 15:6 | 86-0710 | 1 | Decal-HOC, LH Wing |
| 15:7 | 86-0750 | 1 | Decal-Belt, LH |
| 16 | 86-2600-01 | 3 | Washer-Guide, Belt |
| 17 | 32128-29 | 1 | Locknut-Flange |
| 18 | 93-7815 | 2 | Decal-Danger, Int'l |
| 19 | 93-7814 | 1 | Decal-Danger, Int'l |
| 20 | 93-7824 | 1 | Decal-Danger Int'l |
| 21 | 86-1440 | 2 | Washer-Flat |
| 22 | 92-9727 | 1 | HOC Cap ASM |

| Ref. No. | Part No. | Qty. | Description |
|----------|------------|------|----------------------|
| 22:1 | 92-5581 | 1 | Ring-Retaining |
| 22:2 | 92-5583 | 1 | Washer-Cap |
| 22:3 | 92-9726 | 1 | Spring - Compression |
| 22:4 | 92-8861 | 1 | Cap-HOC |
| 23 | 93-7208-01 | 1 | Shield-Deck, Wing |
| 24 | 32144-11 | 10 | Screw-TAP |

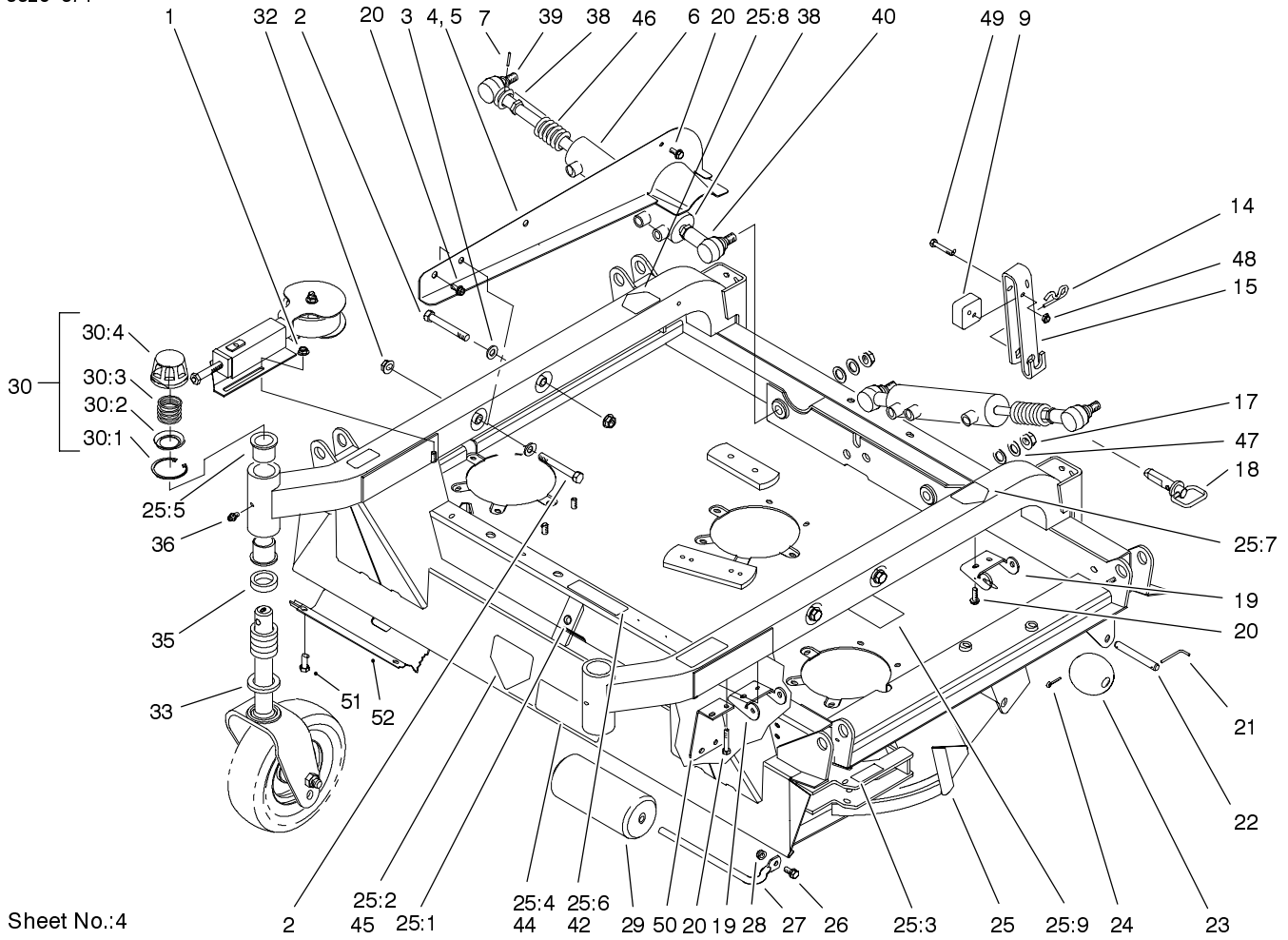


Sheet No.:4

Center Deck Assembly

| Ref. No. | Part No. | Qty. | Description |
|----------|------------|------|--------------------------|
| 1 | 32128-19 | 2 | Nut-HF |
| 2 | 325-35 | 4 | Screw-HH |
| 3 | 3256-26 | 4 | Washer-Flat |
| 4 | 86-2230-01 | 1 | Guide-Cover, RH |
| 5 | 86-2260-01 | 1 | Guide-Cover, LH |
| 6 | 86-2190 | 2 | Cylinder-Lift, Wing |
| 7 | 32121-51 | 2 | Pin-Roll |
| 9 | 94-8008 | 2 | Plate - Wear |
| 14 | 3290-256 | 2 | Pin-Cotter, Hair |
| 15 | 94-8009-01 | 2 | Strap - Deck, HOC |
| 17 | 32128-54 | 2 | Nut-Flange |
| 18 | 86-2390 | 2 | Pin |
| 19 | 86-1890-03 | 4 | Hinge |
| 20 | 32144-26 | 12 | Screw-Flow |
| 21 | 57-0690 | 2 | Pin-Special |
| 22 | 57-0680 | 2 | Shaft-Roller |
| 23 | 29-4820 | 2 | Roller |
| 24 | 3272-11 | 2 | Pin-Cotter |
| 25 | 92-7757 | 1 | Center Deck ASM |
| 25:1 | 32148-10 | 1 | Insert-Threaded |
| 25:2 | 43-8480 | 1 | Decal-Danger |
| 25:3 | 55-4300 | 2 | Decal |
| 25:4 | 68-8340 | 1 | Decal-Torque, Blade Bolt |
| 25:5 | 69-6470 | 4 | Bushing-Castor |
| 25:6 | 85-6410 | 1 | Decal-Danger |

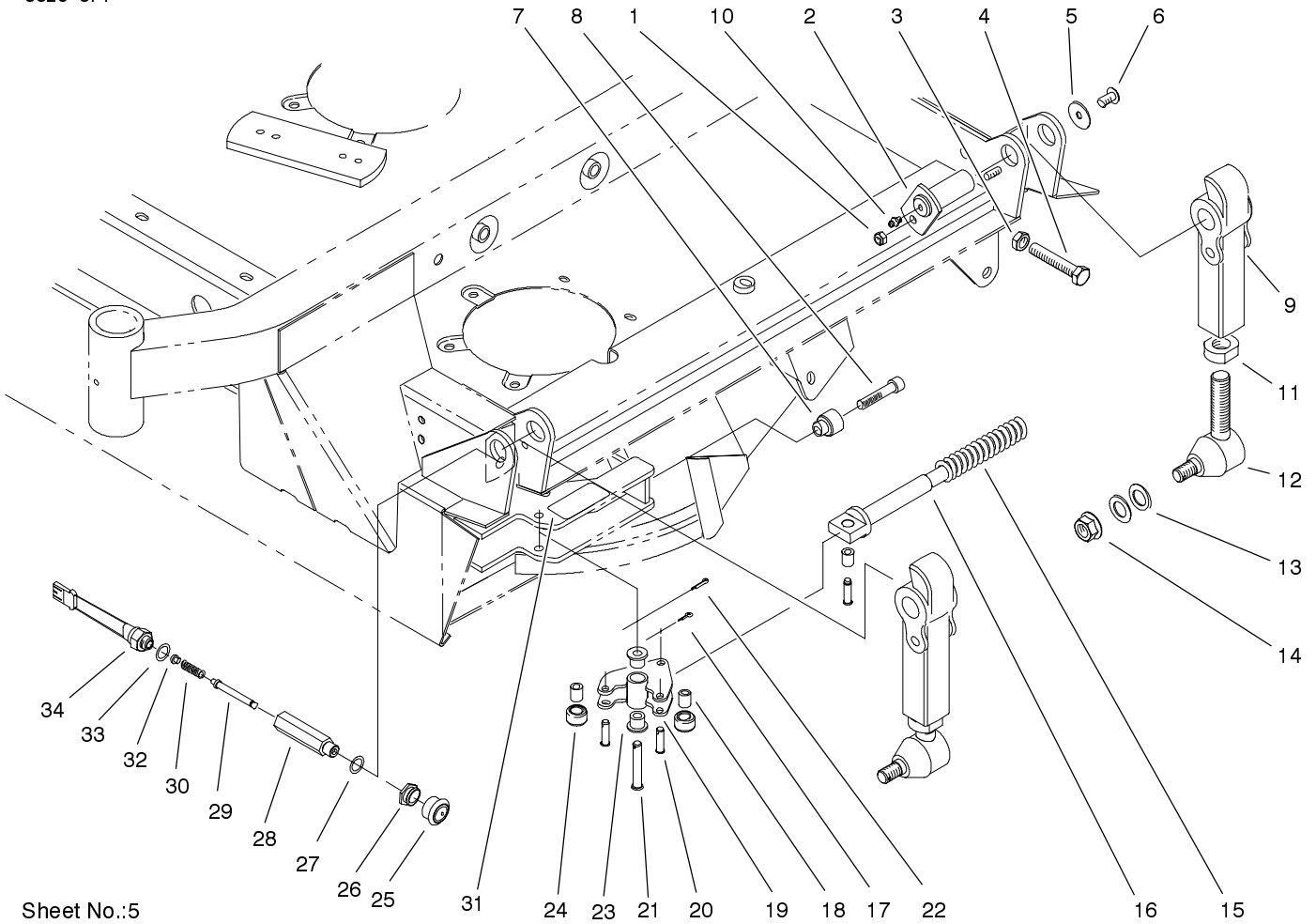
| Ref. No. | Part No. | Qty. | Description |
|----------|------------|------|----------------------|
| 25:7 | 86-0720 | 1 | Decal-HOC, LH Center |
| 25:8 | 86-0730 | 1 | Decal-HOC, RH Center |
| 25:9 | 86-0740 | 1 | Decal-Center, Belt |
| 26 | 3234-1 | 1 | Screw-HHF |
| 27 | 68-6840 | 1 | Shaft-Roller |
| 28 | 32128-21 | 1 | Nut-HF |
| 29 | 68-6710 | 1 | Roller |
| 30 | 92-9727 | 2 | HOC Cap ASM |
| 30:1 | 92-5581 | 1 | Ring-Retaining |
| 30:2 | 92-5583 | 1 | Washer-Cap |
| 30:3 | 92-9726 | 1 | Spring - Compression |
| 30:4 | 92-8861 | 1 | Cap-HOC |
| 32 | 32128-23 | 4 | Nut-HF |
| 33 | 77-0950 | 2 | Washer-Castor |
| 35 | 69-1510 | 10 | Spacer-Castor |
| 36 | 302-5 | 2 | Fitting-Grease |
| 38 | 84-5300 | 4 | Nut-Jam |
| 39 | 92-5810-03 | 2 | Female Rod End ASM |
| 40 | 92-5811-03 | 2 | Male Rod End ASM |
| 42 | 93-7814 | 1 | Decal-Danger, Int'l |
| 44 | 93-7818 | 1 | Decal-Torque, Blade |
| 45 | 93-7815 | 1 | Decal-Danger, Int'l |
| 46 | 86-2510-01 | 2 | Spring - Comp, Lift |
| 47 | 86-1440 | 4 | Washer-Flat |



Center Deck Assembly

| Ref. No. | Part No. | Qty. | Description |
|----------|------------|------|----------------------|
| 48 | 3296-29 | 4 | Nut-Lock |
| 49 | 322-21 | 4 | Screw-HH |
| 50 | 94-8020-03 | 2 | Shield-Harness, Wire |
| 51 | 32144-11 | 14 | Screw-TAP |
| 52 | 93-7207-01 | 1 | Shield-Deck, Center |

| Ref. No. | Part No. | Qty. | Description |
|----------|----------|------|-------------|
| | | | |
| | | | |
| | | | |

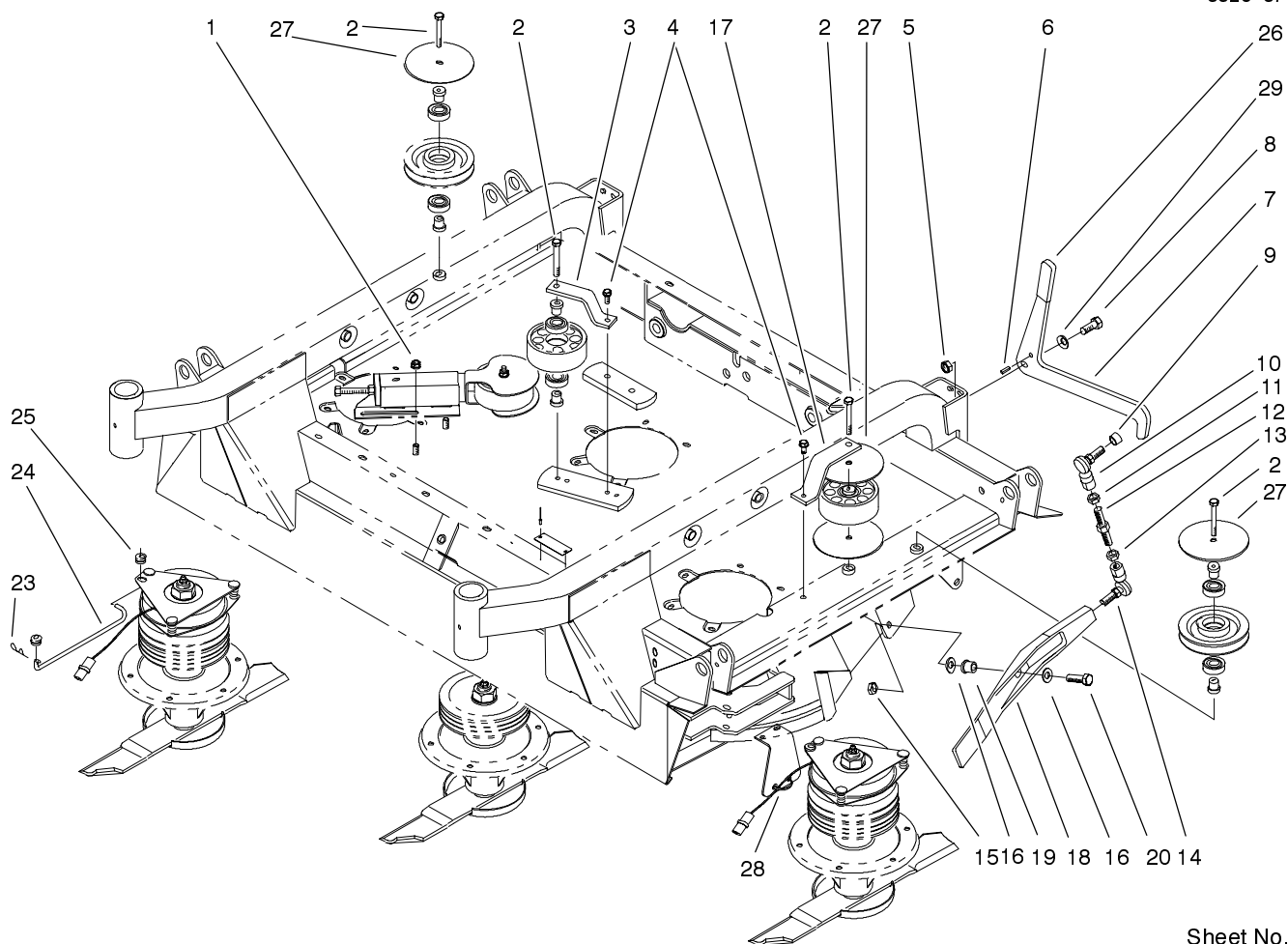


Sheet No.:5

Deck Breakaway Assembly

| Ref. No. | Part No. | Qty. | Description |
|----------|------------|------|--------------------|
| 1 | 3296-29 | 4 | Nut-Lock |
| 2 | 84-1350 | 4 | Pin-Pivot |
| 3 | 3218-18 | 2 | Nut-Jam |
| 4 | 60-9870 | 2 | Screw |
| 5 | 53-6380 | 4 | Washer |
| 6 | 323-4 | 4 | Screw-HH |
| 7 | 92-4036 | 2 | Cap - Rod |
| 8 | 92-4037 | 2 | Capscrew-HSH |
| 9 | 84-0800-01 | 4 | Arm-Pivot |
| 10 | 302-5 | 4 | Fitting-Grease |
| 11 | 86-2070 | 4 | Nut |
| 12 | 86-2080-01 | 4 | Joint-Ball |
| 13 | 86-1440 | 8 | Washer-Flat |
| 14 | 32128-54 | 4 | Nut-Flange |
| 15 | 86-2560-01 | 2 | Spring-Comp |
| 16 | 86-2650 | 2 | Spring-Support |
| 17 | 3272-5 | 6 | Pin-Cotter |
| 18 | 86-2090 | 6 | Bushing-Pm |
| 19 | 86-2150 | 2 | Lock |
| 20 | 283-61 | 6 | Pin-Yoke |
| 21 | 86-2130 | 2 | Pin-Clevis |
| 22 | 3272-9 | 2 | Pin-Cotter |
| 23 | 86-2180 | 4 | Bushing-Flange, Pm |
| 24 | 86-2120 | 4 | Roller-Lock |
| 25 | 94-8031 | 2 | Boot - Switch |
| 26 | 94-8029 | 2 | Nut - Special |

| Ref. No. | Part No. | Qty. | Description |
|----------|----------|------|--------------------|
| 27 | 237-7 | 2 | O-Ring |
| 28 | 94-8023 | 2 | Guide-Pin, Switch |
| 29 | 94-8024 | 2 | Plunger - Switch |
| 30 | 43-8600 | 2 | Spring-Compression |
| 31 | 93-6674 | 2 | Decal - Warning |
| 32 | 43-8610 | 2 | Guide |
| 33 | 237-42 | 2 | O-Ring |
| 34 | 72-4320 | 2 | Switch |

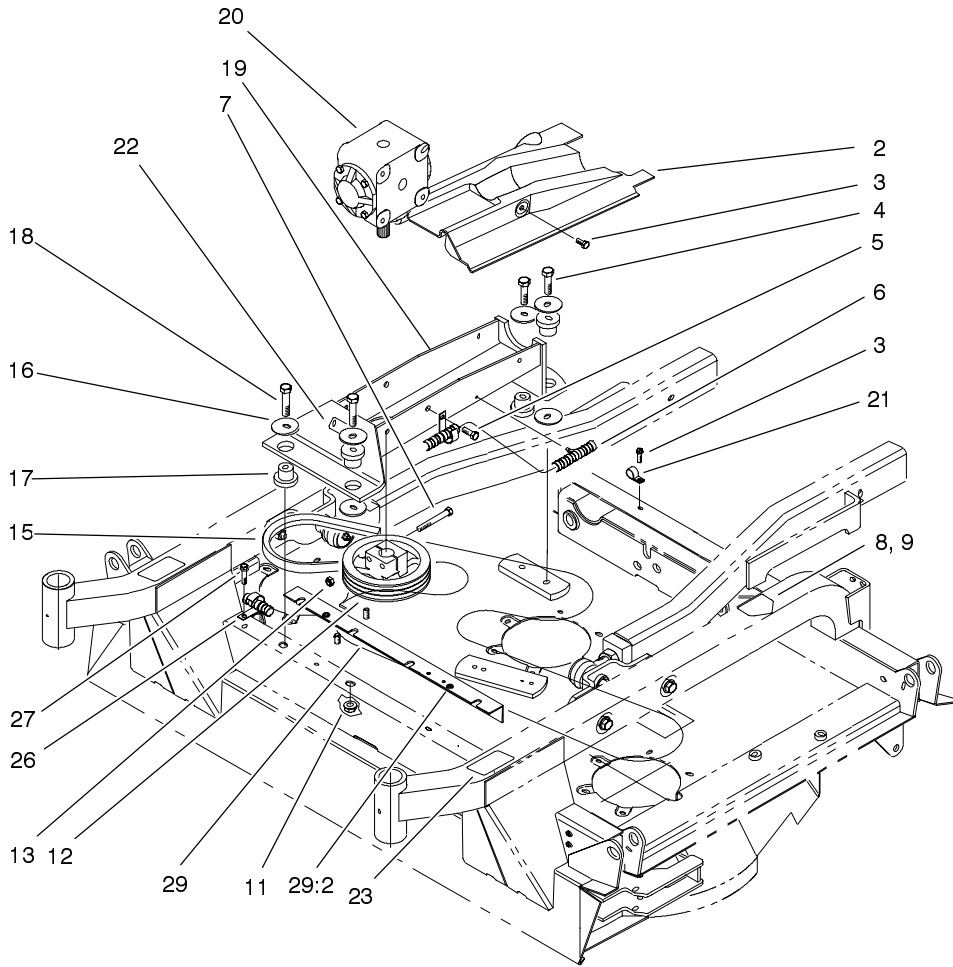


Sheet No.:6

Trap Door Assembly

| Ref. No. | Part No. | Qty. | Description |
|----------|------------|------|-----------------------|
| 1 | 32128-19 | 2 | Nut-HF |
| 2 | 323-13 | 4 | Screw-HH |
| 3 | 86-1820-01 | 1 | Bracket-Pulley |
| 4 | 32144-70 | 2 | Screw-HH |
| 5 | 3296-25 | 2 | Nut-Lock NI |
| 6 | 32121-11 | 2 | Pin-Roll |
| 7 | 86-2400-01 | 2 | Latch-Arm |
| 8 | 325-5 | 2 | Screw-HH |
| 9 | 86-1560 | 2 | Spacer-Cylinder, Lift |
| 10 | 86-1490 | 2 | End-Rod, LH Thread |
| 11 | 3220-12 | 2 | Nut-Jam, LH Thread |
| 12 | 86-1570 | 2 | Rod-Threaded |
| 13 | 3220-5-01 | 2 | Nut-Hex, Jam |
| 14 | 86-1550 | 2 | End-Rod, RH Thread |
| 15 | 3296-25 | 2 | Nut-Lock NI |
| 16 | 3256-26 | 4 | Washer-Flat |
| 17 | 92-7766-01 | 1 | Bracket - Pulley |
| 18 | 92-4033-01 | 2 | Trap-Door |
| 19 | 256-243 | 2 | Bearing-Flange |
| 20 | 325-7 | 2 | Screw-HH |
| 23 | 3290-467 | 2 | Pin-Hair |
| 24 | 86-2590 | 2 | Rod-Clutch |
| 25 | 237-141 | 4 | Grommet-Rubber |
| 26 | 48-7081 | 2 | Grip-Plastic |
| 27 | 86-2600-01 | 4 | Washer-Guide, Belt |

| Ref. No. | Part No. | Qty. | Description |
|----------|----------|------|-------------|
| 28 | 3290-378 | 2 | Tie-Cable |
| 29 | 3290-483 | 2 | Washer |



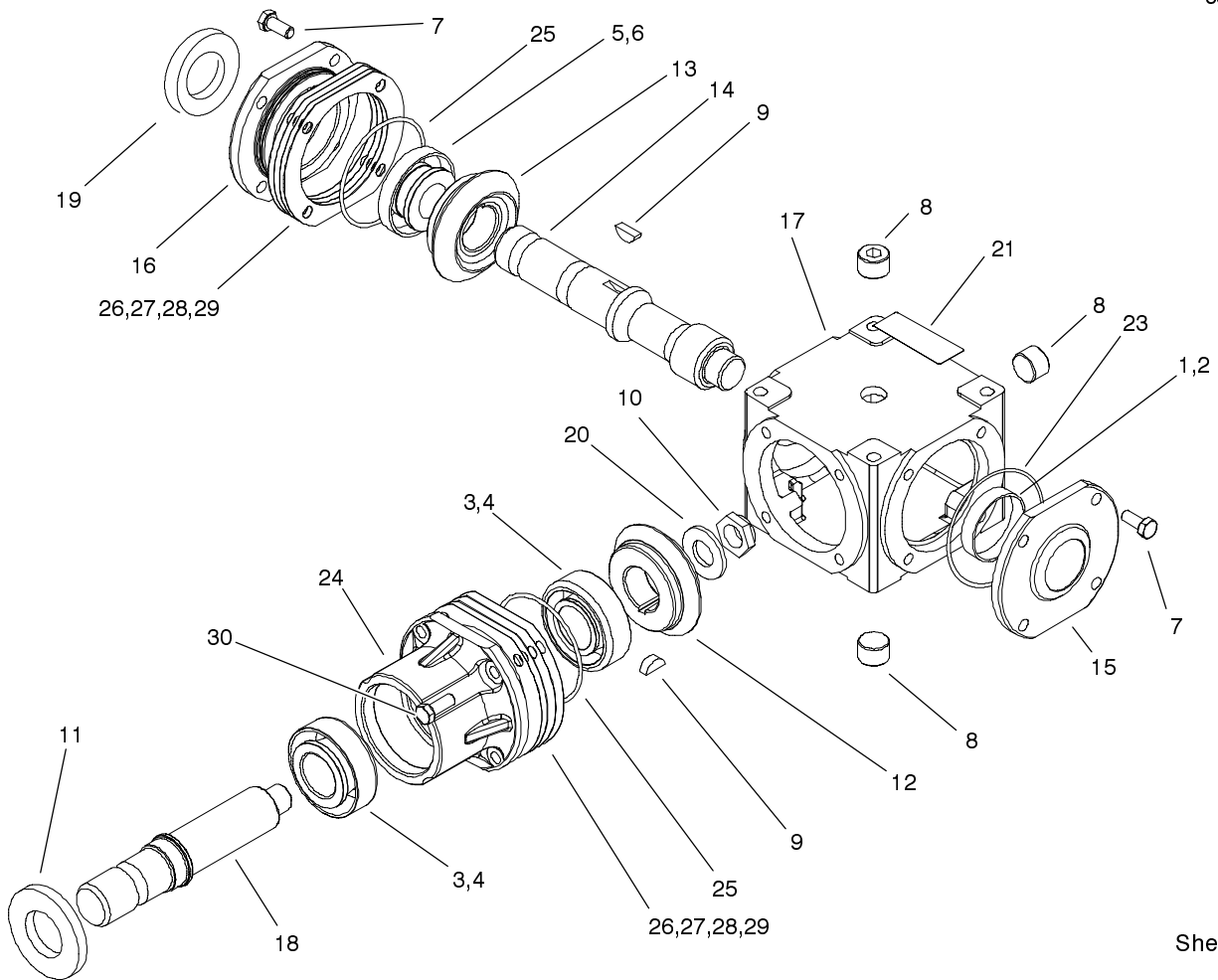
Sheet No.:7

Drive Assembly

| Ref. No. | Part No. | Qty. | Description |
|----------|------------|------|----------------------|
| 2 | 86-1830 | 1 | Cover-Driveshaft |
| 3 | 32144-70 | 3 | Screw-HH |
| 4 | 325-7 | 2 | Screw-HH |
| 5 | 3234-1 | 4 | Screw-HHF |
| 6 | 95-4375 | 1 | Harness - Wire, Deck |
| 7 | 323-14 | 2 | Screw-HH |
| 8 | 93-9410 | 1 | Decal-HOC,Center,RH |
| 9 | 93-9411 | 1 | Decal-HOC,Center,LH |
| 11 | 32128-23 | 2 | Nut-HF |
| *12 | 86-3100-03 | 1 | Pulley-Gearbox |
| 12 | 86-1410-03 | 1 | Pulley-Gearbox |
| 13 | 3296-39 | 2 | Nut-Lock, NI |
| 15 | 86-1970 | 1 | V-Belt |
| 16 | 86-1990 | 6 | Washer |
| 17 | 84-1550 | 4 | Mount-Rubber |
| 18 | 325-9 | 2 | Screw-HH |
| 19 | 86-2020-01 | 1 | Support-Gearbox |
| 20 | 100-2585 | 1 | Gearbox |
| 21 | 2412-138 | 1 | R-Clamp |
| 22 | 70-2560 | 1 | Decal - Oil |
| 22 | 93-6697 | 1 | Decal - Lube |
| 23 | 93-9421 | 1 | Decal - HOC |
| 23 | 86-0780 | 1 | Decal-HOC |
| 26 | 2412-150 | 1 | J-Clip |
| 27 | 3234-1 | 2 | Screw-HHF |

| Ref. No. | Part No. | Qty. | Description |
|----------|----------|------|-------------|
| 29 | 100-2591 | 1 | Shield ASM |
| 29:2 | 32148-9 | 2 | Nut-Insert |

* Not illustrated

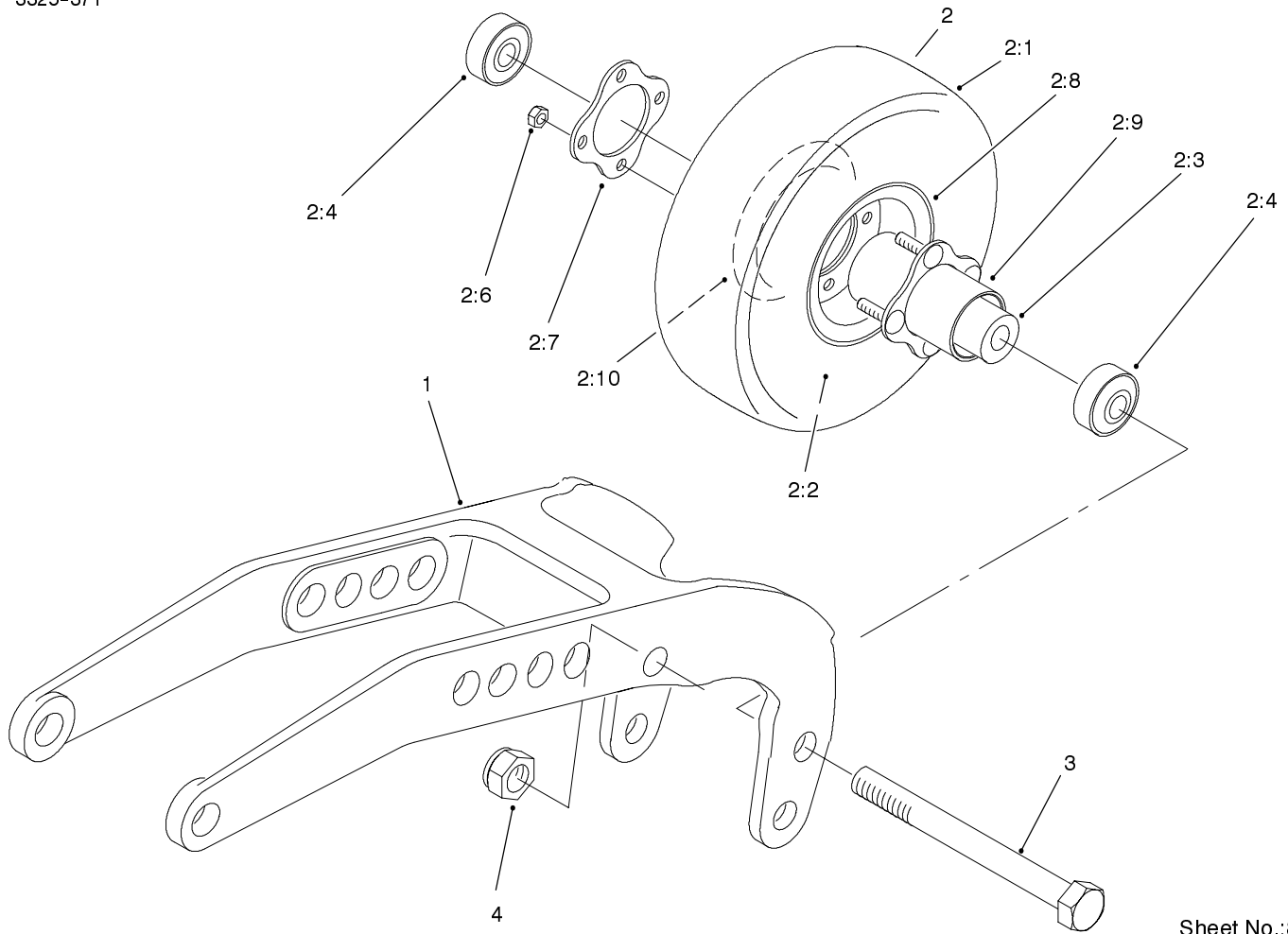


Sheet No.:A2
T-3570

Gearbox Assembly No. 100-2585

| Ref. No. | Part No. | Qty. | Description |
|----------|----------|------|----------------------|
| 1 | 100-4571 | 1 | Cup - Bearing |
| 2 | 100-4572 | 1 | Cone - Bearing |
| 3 | 104-2359 | 2 | Bearing-Cup |
| 4 | 104-2360 | 2 | Bearing-Cone |
| 5 | 100-5817 | 1 | Cup - Bearing |
| 6 | 104-2358 | 1 | Bearing-Cone |
| 7 | 100-5818 | 8 | Screw-HH |
| 8 | 100-5812 | 3 | Plug |
| 9 | 100-4580 | 2 | Key - Woodruff |
| 10 | 100-1391 | 2 | Nut - Lock |
| 11 | 104-2361 | 1 | Seal |
| 12 | 104-2367 | 1 | Gear, RH |
| 13 | 104-2368 | 1 | Gear, LH |
| 14 | 104-2362 | 1 | Shaft-Input |
| 15 | 100-9984 | 1 | End Cap, Closed |
| 16 | 104-2357 | 1 | Cap, Open End |
| 17 | 100-5826 | 1 | Case |
| 18 | 104-2363 | 1 | Shaft-Output |
| 19 | 104-2364 | 1 | Seal |
| 20 | 100-5824 | 2 | Washer |
| 22 | 100-4584 | 1 | Cover - Transparent |
| 23 | 100-5847 | 1 | O-Ring |
| 24 | 104-2365 | 1 | Housing-Pinion |
| 25 | 100-5848 | 2 | O-Ring |
| 26 | 100-1394 | 3 | Shim - Green, (.003) |
| 27 | 100-7758 | 3 | Shim - Blue |

| Ref. No. | Part No. | Qty. | Description |
|----------|----------|------|----------------------|
| 28 | 100-1396 | 3 | Shim - Brown, (.010) |
| 29 | 100-7760 | 3 | Shim - Yellow |
| 30 | 104-2366 | 4 | Screw |

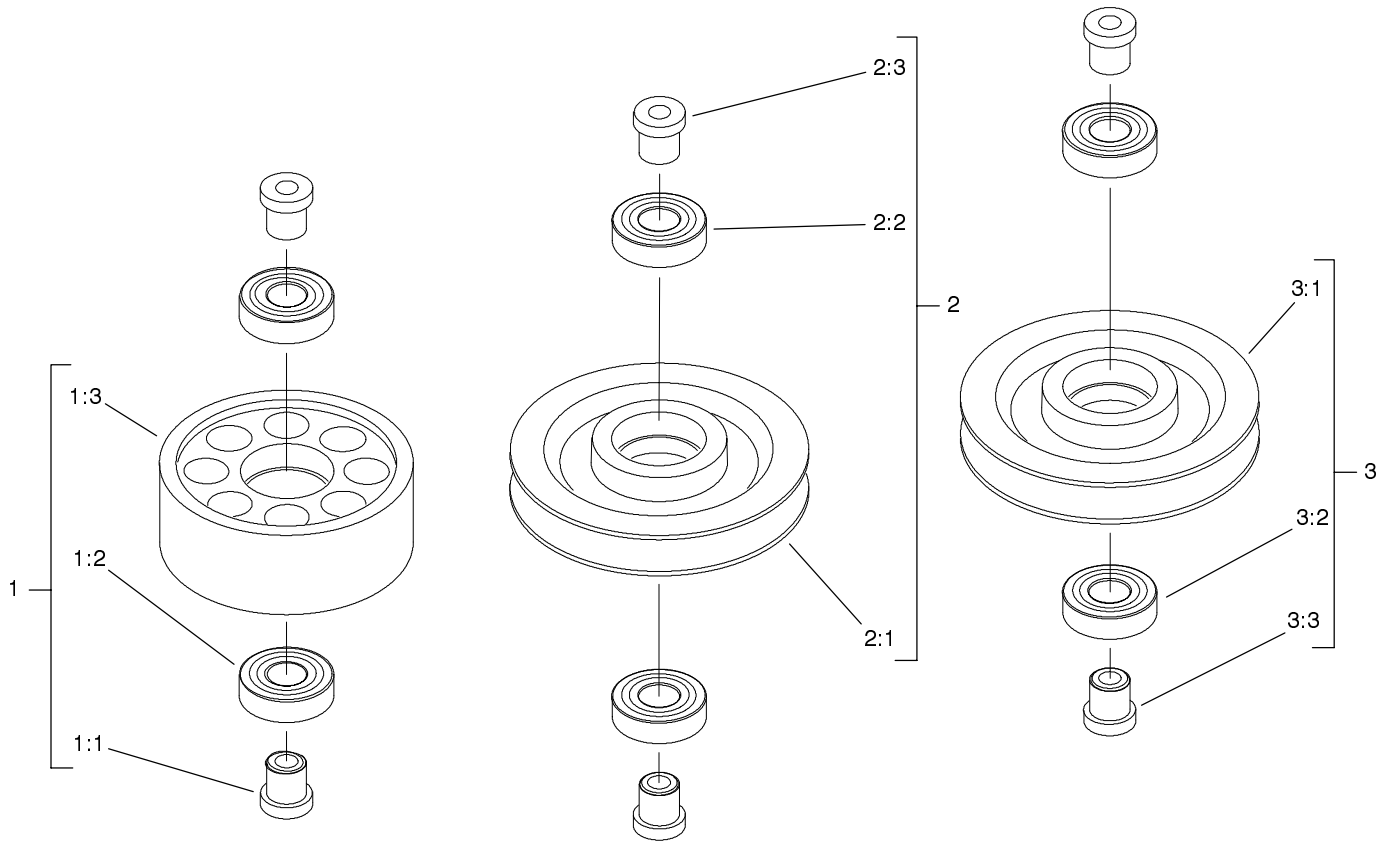


Sheet No.:8

Rear Castor Assembly

| Ref. No. | Part No. | Qty. | Description |
|----------|------------|------|--------------------------------------|
| 1 | 75-9790-01 | 2 | Arm-Pivot |
| 2 | 93-9938 | 2 | Wheel ASM |
| 2 | 93-5974 | 2 | Wheel-8" Castor, Foam Fil |
| 2:1 | 93-9939 | 2 | Tire |
| 2:2 | 68-8950 | 1 | Tube w/Valve |
| 2:3 | 93-4241 | 1 | Spacer - Bearing, Inner |
| 2:4 | 93-4237 | 2 | Bearing |
| 2:6 | 32128-16 | 4 | Nut-HHF |
| 2:7 | 93-4242 | 1 | Plate |
| 2:8 | 93-4239 | 1 | Rim-Wheel, Half |
| 2:9 | 93-5980 | 1 | Hub |
| 2:10 | 95-2741 | 1 | Rim-Wheel, Half (w/ Valve Stem Hole) |
| 3 | 327-24 | 2 | Screw-HH |
| 4 | 3296-53 | 2 | Nut-Lock NI |

| Ref. No. | Part No. | Qty. | Description |
|----------|----------|------|-------------|
| | | | |
| | | | |
| | | | |
| | | | |
| | | | |
| | | | |
| | | | |
| | | | |
| | | | |
| | | | |

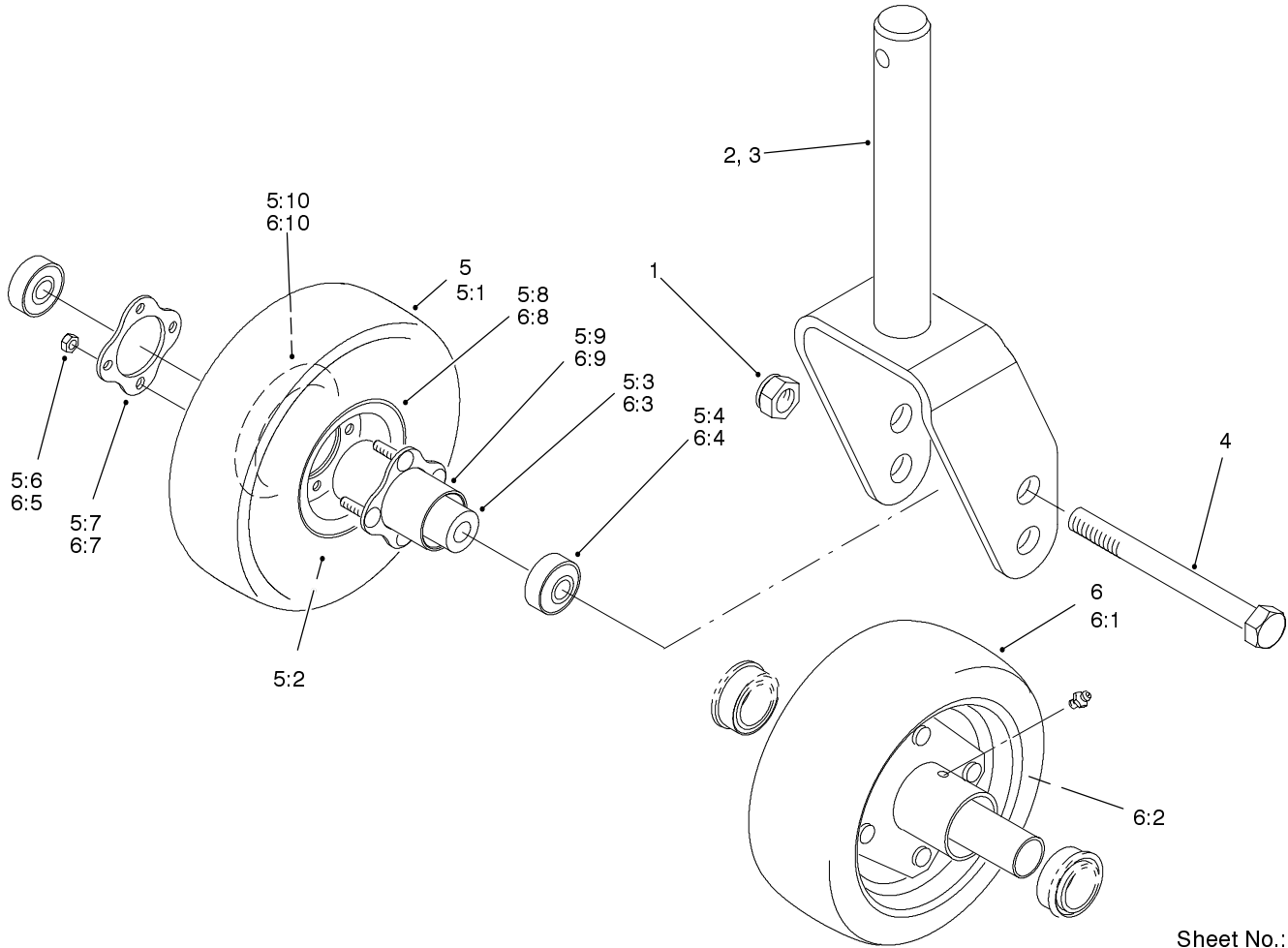


Sheet No.:9

Pulley Assembly

| Ref. No. | Part No. | Qty. | Description |
|----------|----------|------|------------------|
| 1 | 92-0625 | 6 | Flat Pulley ASM |
| 1:1 | 100-2587 | 2 | Spacer-Bearing |
| 1:2 | 38-7820 | 2 | Bearing-Ball |
| 1:3 | 84-0920 | 1 | Pulley-Flat |
| 2 | 92-9722 | 4 | V-Pulley ASM |
| 2:1 | 92-9719 | 1 | Pulley - V |
| 2:2 | 38-7820 | 2 | Bearing-Ball |
| 2:3 | 100-2587 | 2 | Spacer-Bearing |
| 3 | 104-2355 | 2 | Idler Pulley ASM |
| 3:1 | 104-2356 | 1 | Pulley-Idler |
| 3:2 | 38-7820 | 2 | Bearing-Ball |
| 3:3 | 100-2587 | 2 | Spacer-Bearing |

| Ref. No. | Part No. | Qty. | Description |
|----------|----------|------|-------------|
| | | | |
| | | | |
| | | | |
| | | | |
| | | | |
| | | | |
| | | | |
| | | | |
| | | | |
| | | | |



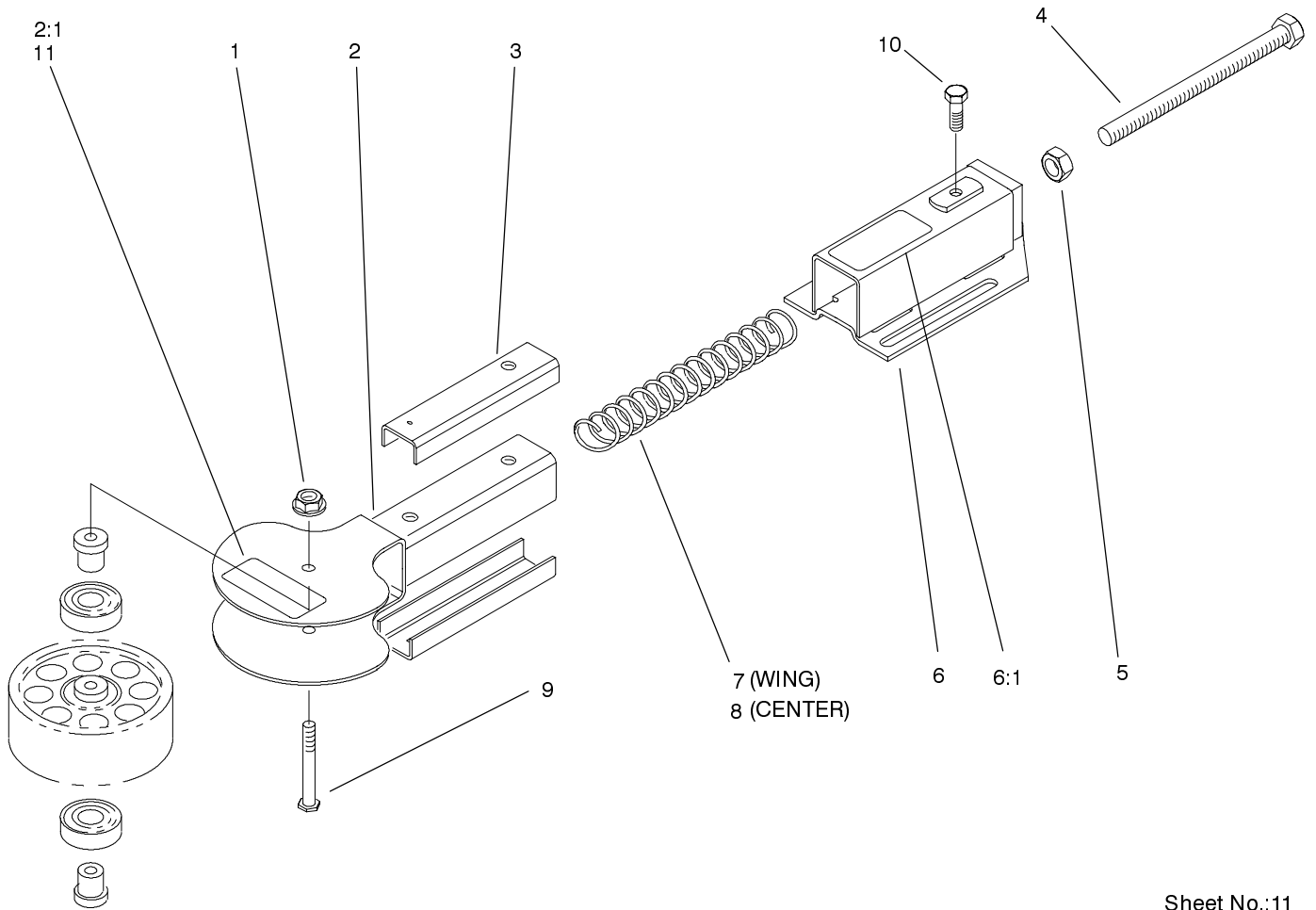
Sheet No.:10

Front Castor Assembly

| Ref. No. | Part No. | Qty. | Description |
|----------|------------|------|--------------------------------------|
| 1 | 3296-53 | 4 | Nut-Lock NI |
| 2 | 92-7750-01 | 2 | Fork-Castor |
| 3 | 92-7752-01 | 2 | Fork-Castor |
| 4 | 327-24 | 4 | Screw-HH |
| 5 | 93-9938 | 2 | Wheel ASM |
| *5 | 93-5974 | 2 | Wheel-8" Castor, Foam Fil |
| 5:1 | 93-9939 | 2 | Tire |
| 5:2 | 68-8950 | 1 | Tube w/Valve |
| 5:3 | 93-4241 | 1 | Spacer - Bearing, Inner |
| 5:4 | 93-4237 | 2 | Bearing |
| 5:6 | 32128-16 | 4 | Nut-HHF |
| 5:7 | 93-4242 | 1 | Plate |
| 5:8 | 93-4239 | 1 | Rim-Wheel, Half |
| 5:9 | 93-5980 | 1 | Hub |
| 5:10 | 95-2741 | 1 | Rim-Wheel, Half (w/ Valve Stem Hole) |
| 6 | 76-1880 | 2 | 10" Tire ASM |
| *6 | 93-4240 | 2 | Wheel ASM |
| *6 | 93-5973 | 2 | Wheel-10" Castor, Foam Fil |
| 6:1 | 93-4243 | 2 | Tire |
| 6:2 | 93-4244 | 1 | Innertube |
| 6:3 | 93-4241 | 1 | Spacer - Bearing, Inner |

| Ref. No. | Part No. | Qty. | Description |
|----------|----------|------|--------------------------------------|
| 6:4 | 93-4237 | 2 | Bearing |
| 6:5 | 32128-16 | 4 | Nut-HHF |
| 6:7 | 93-4242 | 1 | Plate |
| 6:8 | 93-4239 | 1 | Rim-Wheel, Half |
| 6:9 | 93-5980 | 1 | Hub |
| 6:10 | 95-2741 | 1 | Rim-Wheel, Half (w/ Valve Stem Hole) |

* Not illustrated

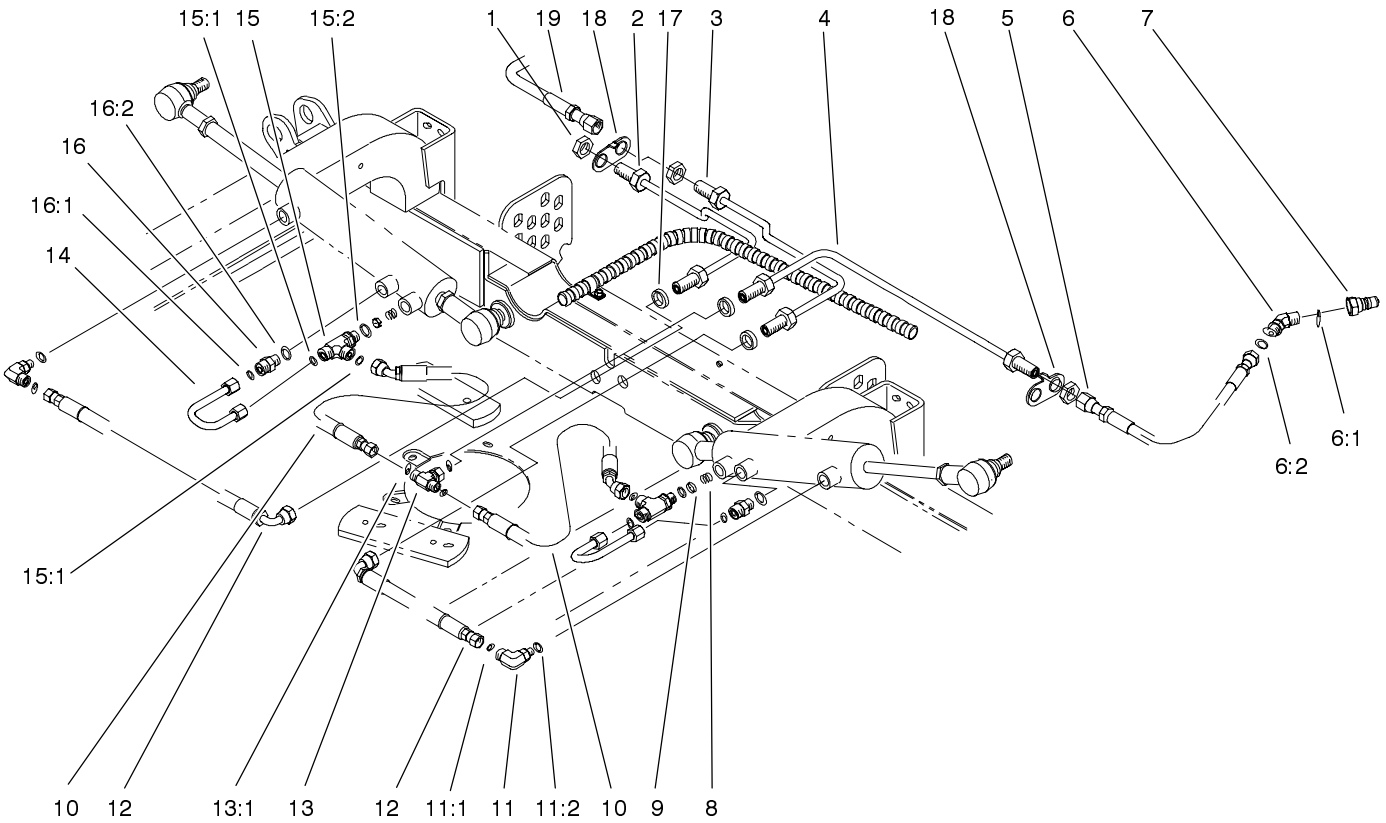


Sheet No.:11

Belt Tensioner Assembly

| Ref. No. | Part No. | Qty. | Description |
|----------|----------|------|--------------------|
| 1 | 32128-43 | 3 | Nut-Flange |
| 2 | 95-4383 | 3 | Pulley Yoke ASM |
| 2:1 | 55-4300 | 1 | Decal |
| 3 | 86-0060 | 6 | Sleeve-Tube |
| 4 | 86-0050 | 3 | Screw |
| 5 | 3217-9 | 3 | Nut-HH |
| 6 | 92-0626 | 3 | Tube ASM |
| 6:1 | 93-9418 | 1 | Decal-Adjustment |
| 7 | 92-7767 | 2 | Spring-Compression |
| 8 | 92-7768 | 1 | Spring-Compression |
| 9 | 86-2000 | 3 | Screw |
| 10 | 322-5 | 3 | Screw-HH |
| 11 | 93-6674 | 3 | Decal - Warning |

| Ref. No. | Part No. | Qty. | Description |
|----------|----------|------|-------------|
| | | | |
| | | | |
| | | | |
| | | | |
| | | | |
| | | | |
| | | | |
| | | | |
| | | | |
| | | | |

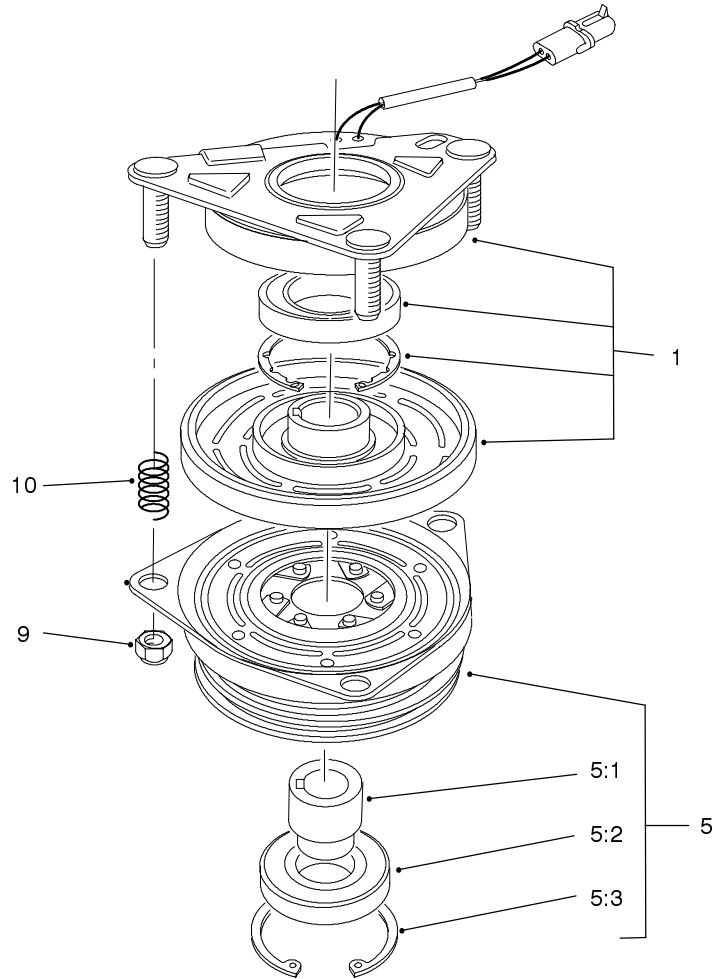


Sheet No.:12

Hydraulics Assembly

| Ref. No. | Part No. | Qty. | Description |
|----------|----------|------|------------------------|
| 1 | 340-70 | 6 | Locknut-Bulkhead |
| 2 | 86-2480 | 1 | RH Cylinder Tube ASM |
| 3 | 86-2490 | 1 | LH Cylinder Tube ASM |
| 4 | 86-2470 | 1 | Cylinder Drain Tube |
| 5 | 86-2460 | 2 | Hose ASM |
| 6 | 340-87 | 3 | Fitting-45° |
| 6:1 | 237-22 | 1 | O-Ring |
| 6:2 | 237-42 | 1 | O-Ring |
| 7 | 86-5460 | 3 | Nipple-Coupler |
| 8 | 86-2630 | 2 | Spring-Compression |
| 9 | 84-6403 | 2 | Disc - Orifice |
| 10 | 86-2450 | 2 | Hose ASM |
| 11 | 340-77 | 2 | Fitting-90° |
| 11:1 | 237-22 | 1 | O-Ring |
| 11:2 | 237-42 | 1 | O-Ring |
| 12 | 86-2440 | 2 | Hose ASM |
| 13 | 340-166 | 1 | Fitting-Tee |
| 13:1 | 237-22 | 1 | O-Ring |
| 14 | 86-2640 | 2 | Deck Cylinder Tube ASM |
| 15 | 340-86 | 2 | Fitting-Tee |
| 15:1 | 237-22 | 2 | O-Ring |
| 15:2 | 237-42 | 1 | O-Ring |
| 16 | 340-2 | 2 | Adapter |
| 16:1 | 237-22 | 1 | O-Ring |

| Ref. No. | Part No. | Qty. | Description |
|----------|----------|------|----------------------|
| 16:2 | 237-42 | 1 | O-Ring |
| 17 | 86-0690 | 3 | Spacer |
| 18 | 92-5807 | 2 | Retainer - Hardlines |
| 19 | 86-1420 | 1 | LH Lift Hose ASM |

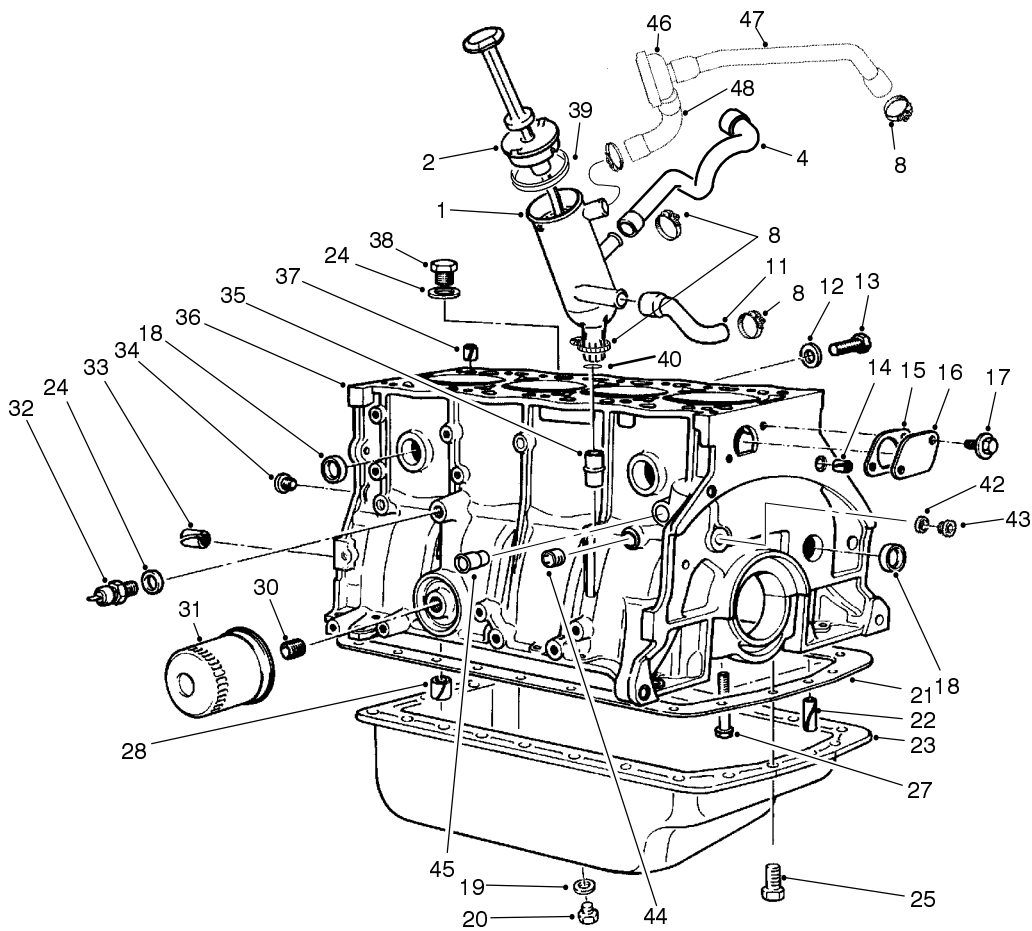


Sheet No.:A3
T-3581

Electric Clutch Brake No. 100-2559

| Ref. No. | Part No. | Qty. | Description |
|----------|----------|------|--------------------------|
| 1 | 67-7050 | 1 | Field & Rotor ASM |
| 5 | 104-2370 | 1 | Armature ASM |
| 6 | 67-7080 | 1 | Sleeve-Bearing, Armature |
| 7 | 67-7090 | 1 | Bearing-Armature |
| 8 | 67-7060 | 1 | Ring-Retaining |
| 9 | 3296-6 | 3 | Nut-Lock, NI |
| 10 | 44-8320 | 3 | Spring |

| Ref. No. | Part No. | Qty. | Description |
|----------|----------|------|-------------|
| | | | |
| | | | |
| | | | |
| | | | |
| | | | |
| | | | |
| | | | |
| | | | |
| | | | |
| | | | |



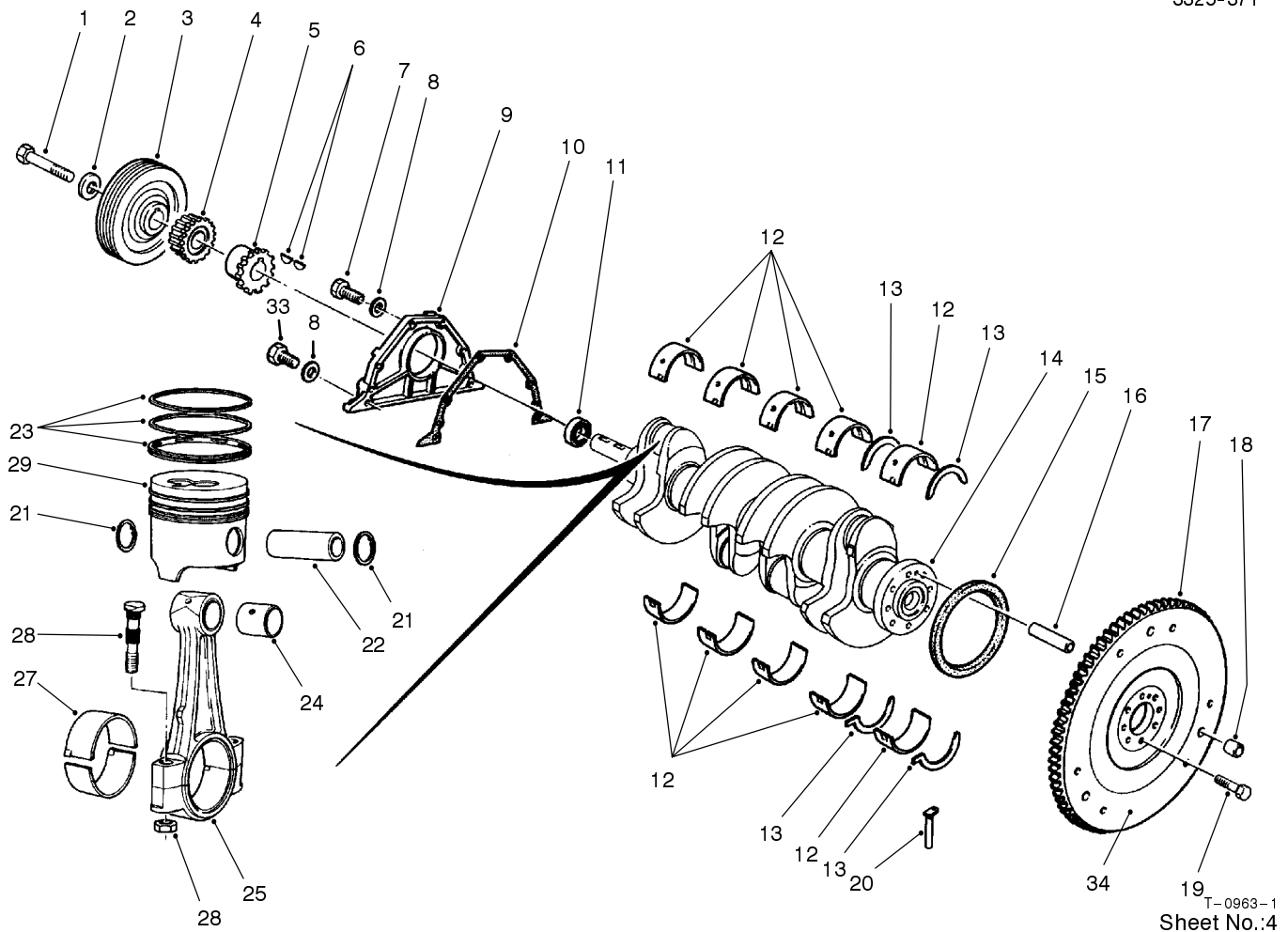
Sheet No.:3
T-2142-1

Crankcase Assembly

| Ref. No. | Part No. | Qty. | Description |
|----------|----------|------|-----------------------|
| 1 | 94-3181 | 1 | Oil Filler |
| 2 | 94-3182 | 1 | Plug |
| 4 | 94-3184 | 1 | Hose-Crankcase |
| 8 | 2412-129 | 8 | Clamp-Hose |
| 11 | 74-7770 | 1 | Hose - Crank Case |
| 12 | 74-7780 | 1 | Gasket |
| 13 | 74-7790 | 1 | Screw |
| 14 | 74-7800 | 2 | Spring Pin |
| 15 | 74-7810 | 1 | Gasket-Plate |
| 16 | 74-7820 | 1 | Plate |
| 17 | 94-3112 | 2 | Screw |
| 18 | 74-7840 | 8 | Plug |
| 18 | 94-3108 | 8 | Plug-27.5mm |
| 18 | 94-3109 | 9 | Plug-28.5mm |
| 19 | 74-7320 | 1 | Gasket-Oil Drain Plug |
| 20 | 74-7310 | 1 | Oil Drain Plug |
| 21 | 74-7380 | 1 | Oil Sump Gasket |
| 22 | 94-3111 | 2 | Pin |
| 23 | 74-7300 | 1 | Oil Sump Assy |
| 24 | 74-7850 | 2 | Gasket |
| 25 | 74-7330 | 23 | Screw-HH |
| 26 | 77-3790 | 1 | Drain Plug |
| 27 | 74-7930 | 10 | Capscrew-Bearing |
| 28 | 74-7940 | 1 | Spring Bushing |
| 29 | 74-7950 | 6 | Plate Screw |
| 30 | 74-7960 | 1 | Filter Stud |

| Ref. No. | Part No. | Qty. | Description |
|----------|----------|------|-----------------|
| 31 | 74-7970 | 1 | Oil Filter |
| 32 | 94-3180 | 1 | Pressure Switch |
| 33 | 74-7990 | 4 | Spring Pin |
| 34 | 74-8000 | 2 | Plug |
| 35 | 74-8010 | 1 | Tube |
| 36 | 94-3100 | 1 | Cylinder Block |
| 37 | 74-8030 | 1 | Spring Pin |
| 38 | 74-8040 | 1 | Plug |
| 39 | 94-3183 | 1 | Gasket |
| 40 | 94-3186 | 1 | O-Ring |
| 42 | 94-3106 | 2 | Gasket |
| 43 | 94-3104 | 2 | Plug-Threaded |
| 44 | 94-3103 | 1 | Plug-Threaded |
| 45 | 94-3110 | 1 | Stud |
| 46 | 74-5760 | 1 | Valve Pvc F/W |
| 47 | 94-3192 | 1 | Hose-Manifold |
| 48 | 94-3191 | 1 | Hose-Pcv Valve |
| *52 | 94-3101 | 1 | Gasket Set |
| *53 | 77-3600 | 1 | Shield-Adapter |

* Not illustrated

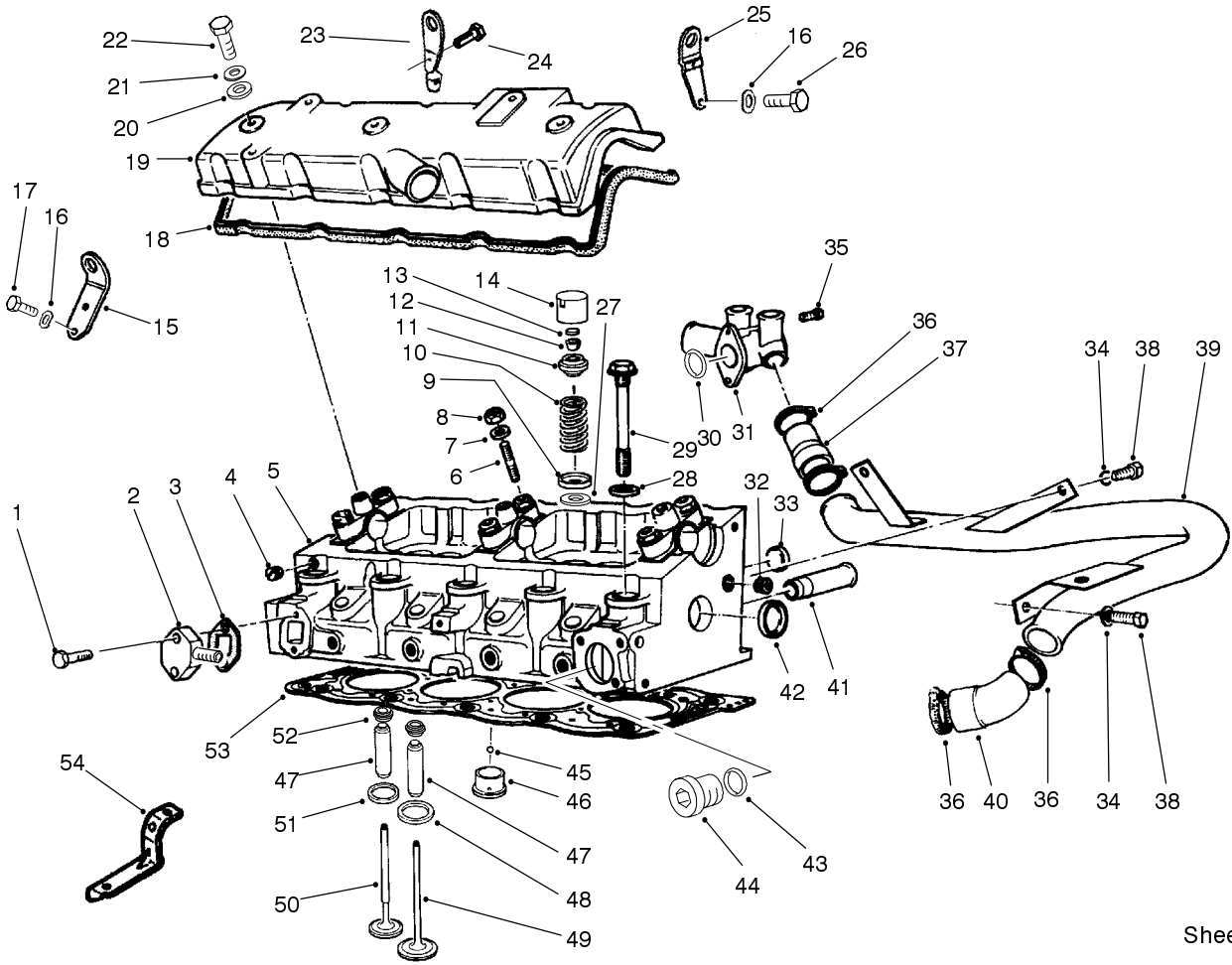


T-0963-1
Sheet No.:4

Crankshaft Assembly

| Ref. No. | Part No. | Qty. | Description |
|----------|----------|------|------------------------|
| 1 | 94-3145 | 1 | Screw-Pulley |
| 2 | 74-8080 | 1 | Washer |
| 3 | 94-3144 | 1 | Pulley-Crankshaft |
| 4 | 74-8100 | 1 | Pinion Gear |
| 5 | 74-8110 | 1 | Oil Pump Sprocket |
| 6 | 74-8120 | 2 | Key - Woodruff |
| 7 | 94-3150 | 4 | Screw-HH |
| 8 | 94-3151 | 6 | Washer-Spring |
| 9 | 74-8140 | 1 | Cover |
| 10 | 74-8150 | 1 | Cover Gasket |
| 11 | 94-3148 | 1 | Gasket |
| 12 | 74-8170 | 5 | Bearing Set (STD) |
| 12 | 74-8180 | 2 | Bearing Set (.30mm Os) |
| 13 | 74-8200 | 2 | Thrust Bearing Set |
| 13 | 74-8210 | 2 | Thrust Bearing Set |
| 13 | 74-8220 | 2 | Thrust Bearing Set |
| 13 | 94-3141 | 2 | Flange Set |
| 14 | 74-8230 | 1 | Crank Shaft |
| 15 | 74-8240 | 1 | Seal |
| 16 | 74-7990 | 1 | Spring Pin |
| 17 | 94-3149 | 1 | Gear-Flywheel |
| 18 | 74-8270 | 3 | Pin |
| 19 | 74-8280 | 8 | Screw Hex Hd |
| 20 | 74-8290 | 2 | Cap-Bearing |
| 21 | 74-8300 | 8 | Piston Pin Clip |

| Ref. No. | Part No. | Qty. | Description |
|----------|----------|------|------------------------|
| 22 | 74-8310 | 4 | Piston Pin |
| 23 | 74-8320 | 4 | Piston Ring Set |
| 23 | 74-8330 | 4 | Piston Ring Set |
| 23 | 74-8340 | 4 | Piston Ring Set |
| 23 | 94-3158 | 4 | Piston Ring Set |
| 24 | 94-3154 | 4 | Bushing |
| 25 | 94-3153 | 4 | Connecting Rod Set |
| 27 | 74-8380 | 4 | Bearing-Connecting Rod |
| 27 | 94-3155 | 1 | Bearing Set-1st Repair |
| 28 | 74-8400 | 8 | Bolt - Connecting Rod |
| 29 | 74-8420 | 1 | Piston Set |
| 29 | 74-8430 | 1 | Piston Set |
| 29 | 74-8440 | 1 | Piston Set |
| 29 | 94-3157 | 1 | Piston Set |
| 33 | 94-3152 | 2 | Screw-HH |
| 34 | 74-8260 | 1 | Flywheel |



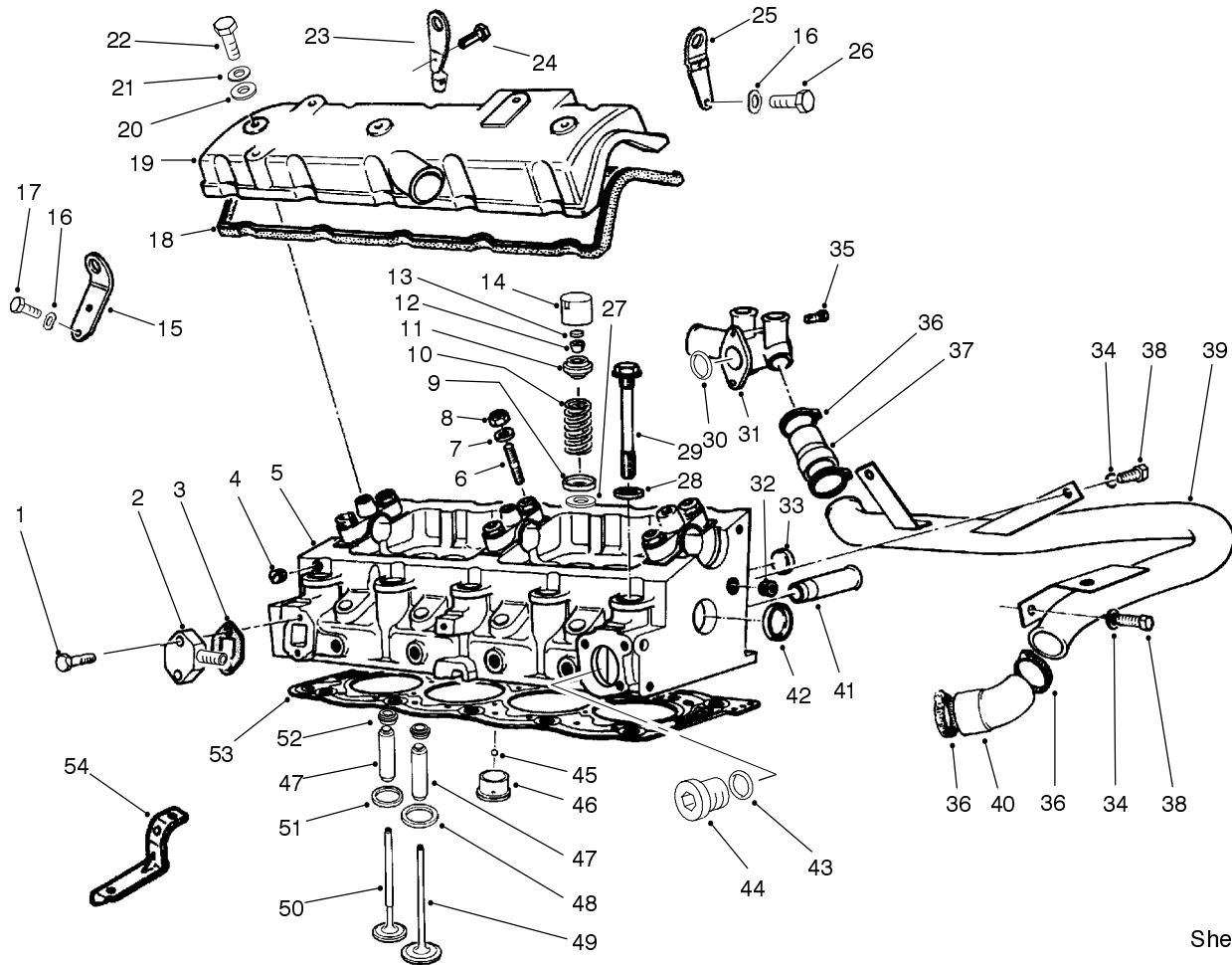
Sheet No.:5

T-3504

Cylinder Head Assembly

| Ref. No. | Part No. | Qty. | Description |
|----------|----------|------|-------------------------|
| 1 | 94-3123 | 2 | Capscrew |
| 2 | 94-3117 | 1 | Plate |
| 3 | 94-3116 | 1 | Gasket |
| 4 | 74-7600 | 4 | Plug |
| 5 | 94-3113 | 1 | Cylinder Head |
| 5 | 94-9965 | 1 | Cylinder Head ASM |
| 6 | 76-5130 | 6 | Stud |
| 7 | 74-8900 | 6 | Washer - Flat |
| 8 | 94-3115 | 6 | Nut |
| 9 | 74-6570 | 8 | Cup-Lower Valve Spring |
| 10 | 74-6560 | 8 | Valve Spring |
| 11 | 74-6550 | 8 | Cup |
| 12 | 74-7240 | 16 | Split Collar |
| 13 | 74-6580 | 8 | Insert - Valve (1.65mm) |
| 13 | 74-6590 | 8 | Insert -Valve (1.725mm) |
| 13 | 74-6600 | 8 | Insert -Valve (1.800mm) |
| 13 | 74-6610 | 8 | Insert -Valve (1.900mm) |
| 13 | 74-6620 | 8 | Insert -Valve (1.975mm) |
| 13 | 74-6630 | 8 | Insert -Valve (2.050mm) |

| Ref. No. | Part No. | Qty. | Description |
|----------|----------|------|-------------------------|
| 13 | 74-6640 | 8 | Insert -Valve (2.125mm) |
| 13 | 74-6650 | 8 | Insert -Valve (2.225mm) |
| 13 | 74-6660 | 8 | Insert -Valve (2.250mm) |
| 13 | 74-6670 | 8 | Insert -Valve (2.275mm) |
| 13 | 74-6680 | 8 | Insert -Valve (2.300mm) |
| 13 | 74-6690 | 8 | Insert -Valve (2.325mm) |
| 13 | 74-6700 | 8 | Insert -Valve (2.350mm) |
| 13 | 74-6710 | 8 | Insert -Valve (2.375mm) |
| 13 | 74-6720 | 8 | Insert -Valve (2.400mm) |
| 13 | 74-6730 | 8 | Insert -Valve (2.425mm) |
| 13 | 74-6740 | 8 | Insert -Valve (2.450mm) |
| 13 | 74-6750 | 8 | Insert -Valve (2.475mm) |
| 13 | 74-6760 | 8 | Insert -Valve (2.500mm) |

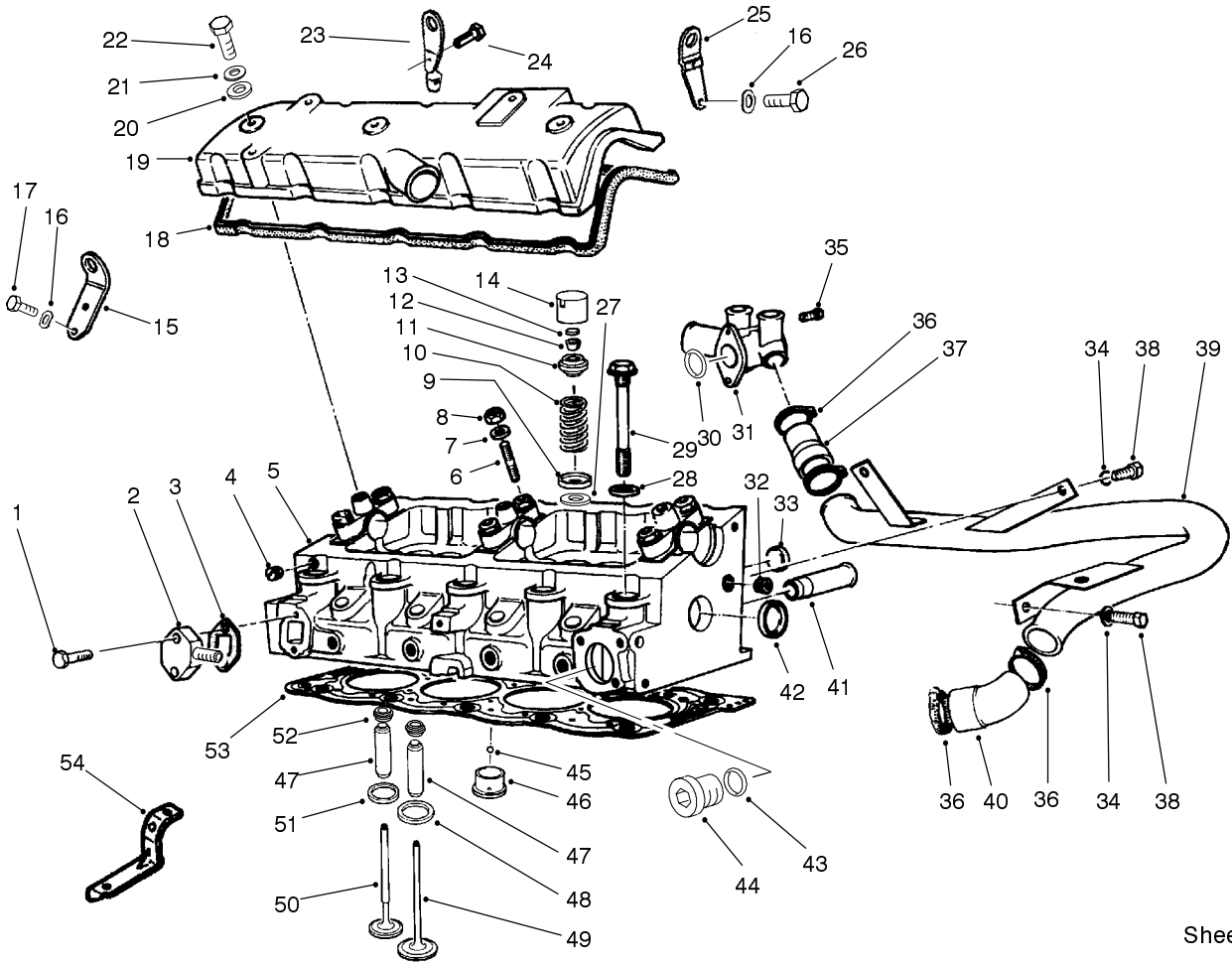


Sheet No.:5
T-3504

Cylinder Head Assembly (Continued)

| Ref. No. | Part No. | Qty. | Description |
|----------|----------|------|-------------------------|
| 13 | 74-6770 | 8 | Insert -Valve (2.525mm) |
| 13 | 74-6780 | 8 | Insert -Valve (2.550mm) |
| 13 | 74-6790 | 8 | Insert -Valve (2.575mm) |
| 13 | 74-6800 | 8 | Insert -Valve (2.600mm) |
| 13 | 74-6810 | 8 | Insert -Valve (2.625mm) |
| 13 | 74-6820 | 8 | Insert -Valve (2.650mm) |
| 13 | 74-6830 | 8 | Insert -Valve (2.675mm) |
| 13 | 74-6840 | 8 | Insert -Valve (2.700mm) |
| 13 | 74-6850 | 8 | Insert -Valve (2.725mm) |
| 13 | 74-6860 | 8 | Insert -Valve (2.750mm) |
| 13 | 74-6870 | 8 | Insert -Valve (2.775mm) |
| 13 | 74-6880 | 8 | Insert -Valve (2.800mm) |
| 13 | 74-6890 | 8 | Insert -Valve (2.825mm) |

| Ref. No. | Part No. | Qty. | Description |
|----------|----------|------|-------------------------|
| 13 | 74-6900 | 8 | Insert -Valve (2.850mm) |
| 13 | 74-6910 | 8 | Insert -Valve (2.875mm) |
| 13 | 74-6920 | 8 | Insert -Valve (2.900mm) |
| 13 | 74-6930 | 8 | Insert -Valve (2.925mm) |
| 13 | 74-6940 | 8 | Insert -Valve (2.950mm) |
| 13 | 74-6950 | 8 | Insert -Valve (2.975mm) |
| 13 | 74-6960 | 8 | Insert -Valve (3.000mm) |
| 13 | 74-6970 | 8 | Insert -Valve (3.025mm) |
| 13 | 74-6980 | 8 | Insert -Valve (3.050mm) |
| 13 | 74-6990 | 8 | Insert -Valve (3.075mm) |
| 13 | 74-7000 | 8 | Insert -Valve (3.100mm) |
| 13 | 74-7010 | 8 | Insert -Valve (3.125mm) |
| 13 | 74-7020 | 8 | Insert -Valve (3.150mm) |

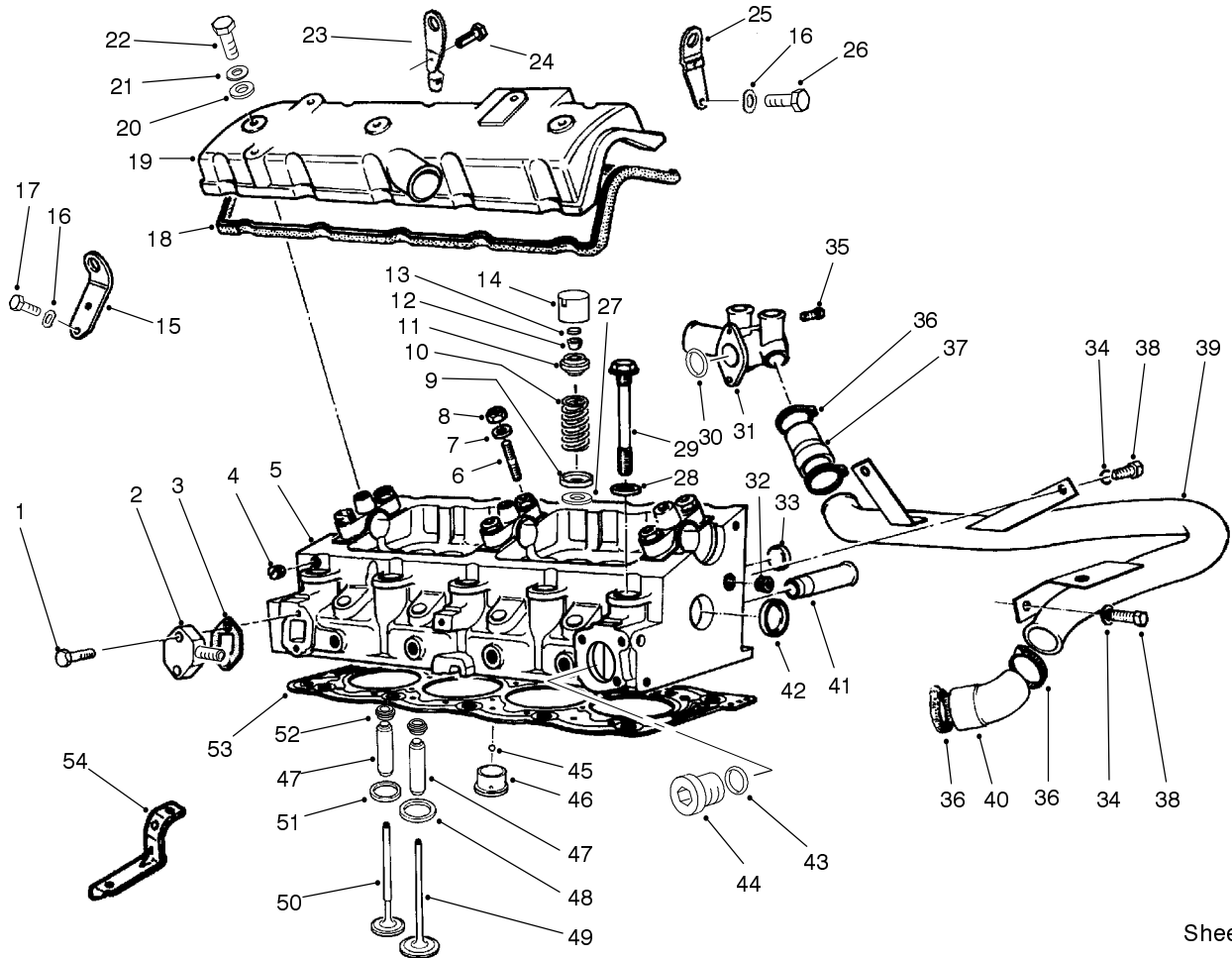


Sheet No.:5
T-3504

Cylinder Head Assembly (Continued)

| Ref. No. | Part No. | Qty. | Description |
|----------|----------|------|-------------------------|
| 13 | 74-7030 | 8 | Insert -Valve (3.175mm) |
| 13 | 74-7040 | 8 | Insert -Valve (3.200mm) |
| 13 | 74-7050 | 8 | Insert -Valve (3.225mm) |
| 13 | 74-7060 | 8 | Insert -Valve (3.250mm) |
| 13 | 74-7070 | 8 | Insert -Valve (3.275mm) |
| 13 | 74-7080 | 8 | Insert -Valve (3.300mm) |
| 13 | 74-7090 | 8 | Insert -Valve (3.325mm) |
| 13 | 74-7100 | 8 | Insert -Valve (3.350mm) |
| 13 | 74-7110 | 8 | Insert -Valve (3.375mm) |
| 13 | 74-7120 | 8 | Insert -Valve (3.400mm) |
| 13 | 74-7130 | 8 | Insert -Valve (3.425mm) |
| 13 | 74-7140 | 8 | Insert -Valve (3.450mm) |
| 13 | 74-7150 | 8 | Insert -Valve (3.475mm) |

| Ref. No. | Part No. | Qty. | Description |
|----------|----------|------|-------------------------|
| 13 | 74-7160 | 8 | Insert -Valve (3.500mm) |
| 13 | 74-7170 | 8 | Insert -Valve (3.550mm) |
| 13 | 74-7180 | 8 | Insert -Valve (3.625mm) |
| 13 | 74-7190 | 8 | Insert -Valve (3.700mm) |
| 13 | 74-7200 | 8 | Insert -Valve (3.775mm) |
| 13 | 74-7210 | 8 | Insert -Valve (3.850mm) |
| 13 | 74-7220 | 8 | Insert -Valve (3.925mm) |
| 13 | 74-7230 | 8 | Insert -Valve (4.000mm) |
| 14 | 74-6540 | 8 | Tappet - Valve |
| 15 | 94-3155 | 1 | Bearing Set-1st Repair |
| 16 | 74-7560 | 3 | Lockwasher |
| 17 | 76-5470 | 2 | Capscrew - Hex Head |
| 18 | 74-7630 | 1 | Gasket - Valve Cover |
| 19 | 74-7640 | 1 | Valve Cover |
| 20 | 74-7650 | 3 | Washer - Flat |
| 21 | 94-3125 | 3 | Washer-Plate |
| 22 | 94-3124 | 3 | Screw-HH |



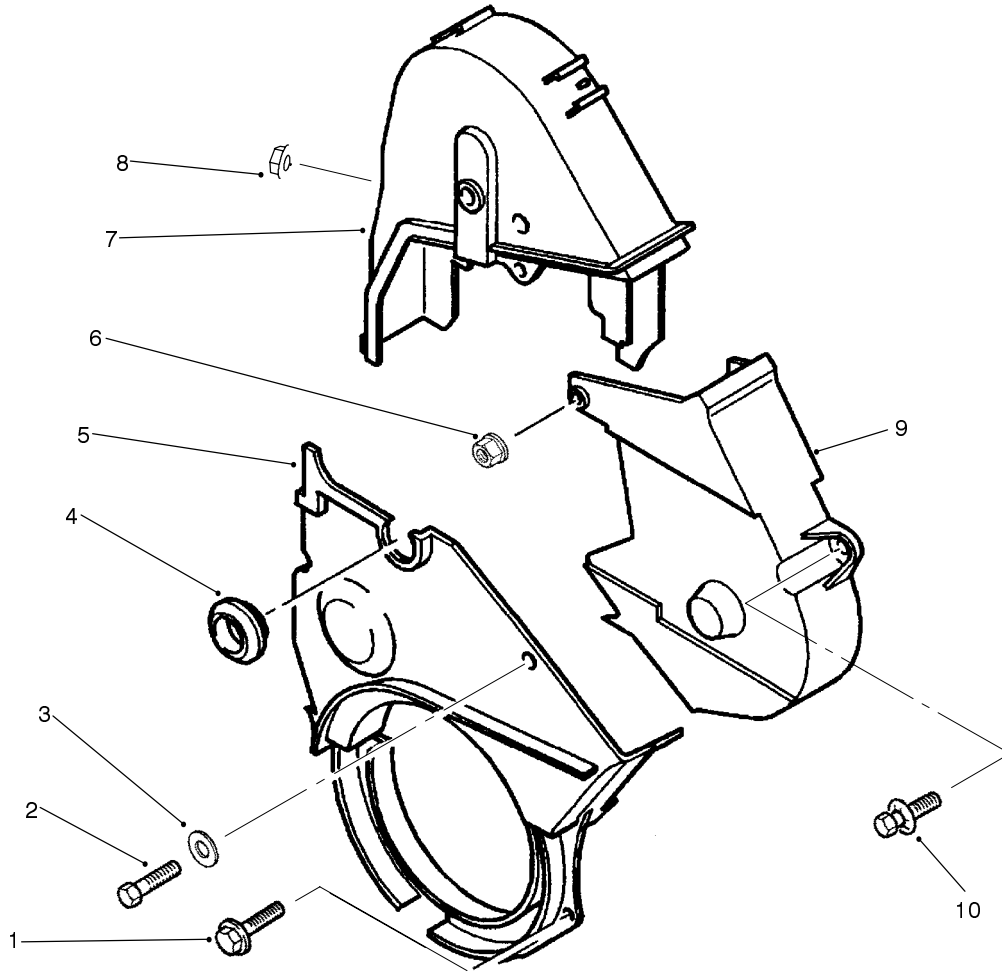
Sheet No.:5

T-3504

Cylinder Head Assembly (Continued)

| Ref. No. | Part No. | Qty. | Description | Ref. No. | Part No. | Qty. | Description |
|----------|----------|------|--------------------|----------|----------|------|--------------------------|
| 23 | 94-3136 | 1 | Bracket-Lifting | 46 | 74-7440 | 4 | Chamber - Turbulence |
| 24 | 94-3138 | 1 | Screw-HH | 47 | 92-7792 | 8 | Valve Guide (14.29 Mm) |
| 25 | 94-3137 | 1 | Bracket-Lifting | 47 | 92-7793 | 8 | Valve Guide (14.59 Mm) |
| 26 | 94-3139 | 1 | Screw | 48 | 74-7450 | 4 | Exhaust Valve Seat |
| 27 | 94-3174 | 8 | Washer-Repair | 48 | 74-7460 | 4 | Seat-Intake Valve (39.5) |
| 28 | 74-7270 | 10 | Washer-Flat | 49 | 74-7480 | 4 | Intake Valve |
| 29 | 74-7260 | 10 | Head Bolt | 50 | 92-7794 | 4 | Valve - Exhaust |
| 30 | 94-3197 | 1 | O-Ring | 51 | 92-7795 | 4 | Valve Seat |
| 31 | 94-3196 | 1 | Water-Inlet | 52 | 92-7791 | 8 | Valve - Stem Seal |
| 32 | 94-3118 | 1 | Plug | 53 | 94-8132 | 1 | Gasket - Head, 1.48 |
| 33 | 74-7840 | 2 | Plug | 53 | 94-8133 | 1 | Gasket - Head, 1.52 |
| 33 | 94-3108 | 2 | Plug-27.5mm | 53 | 94-8134 | 1 | Gasket - Head, 1.58 |
| 33 | 94-3109 | 2 | Plug-28.5mm | 53 | 94-8135 | 1 | Gasket - Head, 1.62 |
| 34 | 68-9420 | 5 | Washer-Lock | 54 | 94-3120 | 1 | Bracket |
| 35 | 48-9460 | 2 | Capscrew-Hex | *55 | 74-7670 | 1 | Head Bolt & Washer Set |
| 36 | 2412-129 | 4 | Clamp-Hose | *56 | 94-3119 | 1 | Gasket Set |
| 37 | 94-3200 | 1 | Hose-By Pass | | | | |
| 38 | 48-7700 | 3 | Screw | | | | |
| 39 | 94-3199 | 1 | Pipe-By Pass | | | | |
| 40 | 94-3201 | 1 | Hose-By Pass | | | | |
| 41 | 74-7400 | 1 | Tube | | | | |
| 42 | 74-7840 | 2 | Plug | | | | |
| 43 | 94-3122 | 1 | Gasket | | | | |
| 44 | 94-3121 | 1 | Plug | | | | |
| 45 | 74-7420 | 4 | Ball | | | | |
| 46 | 74-7430 | 4 | Chamber-Turbulence | | | | |

* Not illustrated

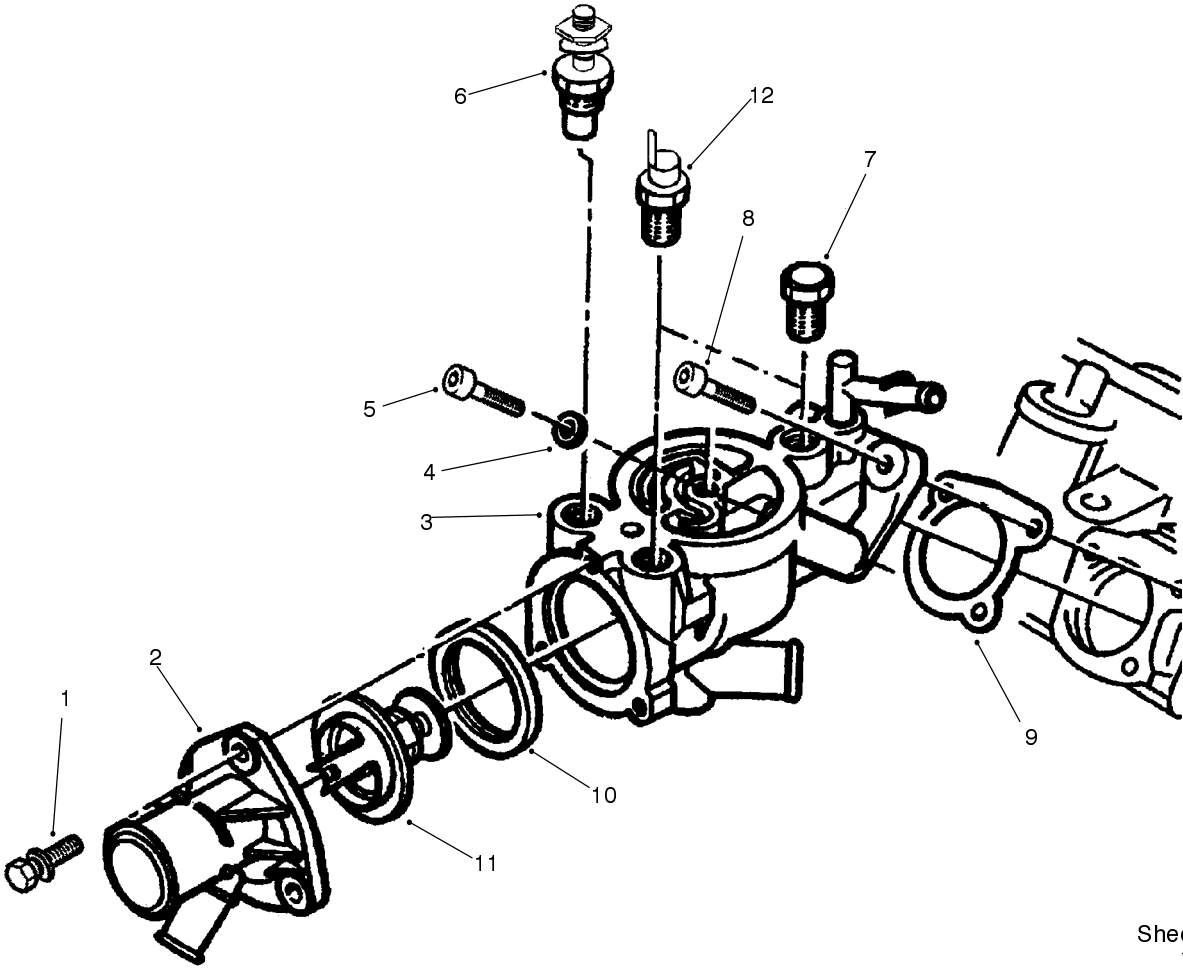


Sheet No.:7
T-2140-1

Timing Cover Assembly

| Ref. No. | Part No. | Qty. | Description |
|----------|----------|------|-------------------|
| 1 | 94-3132 | 2 | Screw-HHF |
| 2 | 94-3130 | 1 | Screw-HH |
| 3 | 94-3125 | 1 | Washer-Plate |
| 4 | 94-3129 | 1 | Plug |
| 5 | 94-3126 | 1 | Protector-Lower |
| 6 | 94-3133 | 1 | Nut-w/Washer |
| 7 | 94-3127 | 1 | Timing Case-Left |
| 8 | 94-3134 | 1 | Nut |
| 9 | 94-3128 | 1 | Timing Case Right |
| 10 | 94-3131 | 1 | Screw-HH |

| Ref. No. | Part No. | Qty. | Description |
|----------|----------|------|-------------|
| | | | |
| | | | |
| | | | |
| | | | |
| | | | |
| | | | |
| | | | |
| | | | |
| | | | |
| | | | |

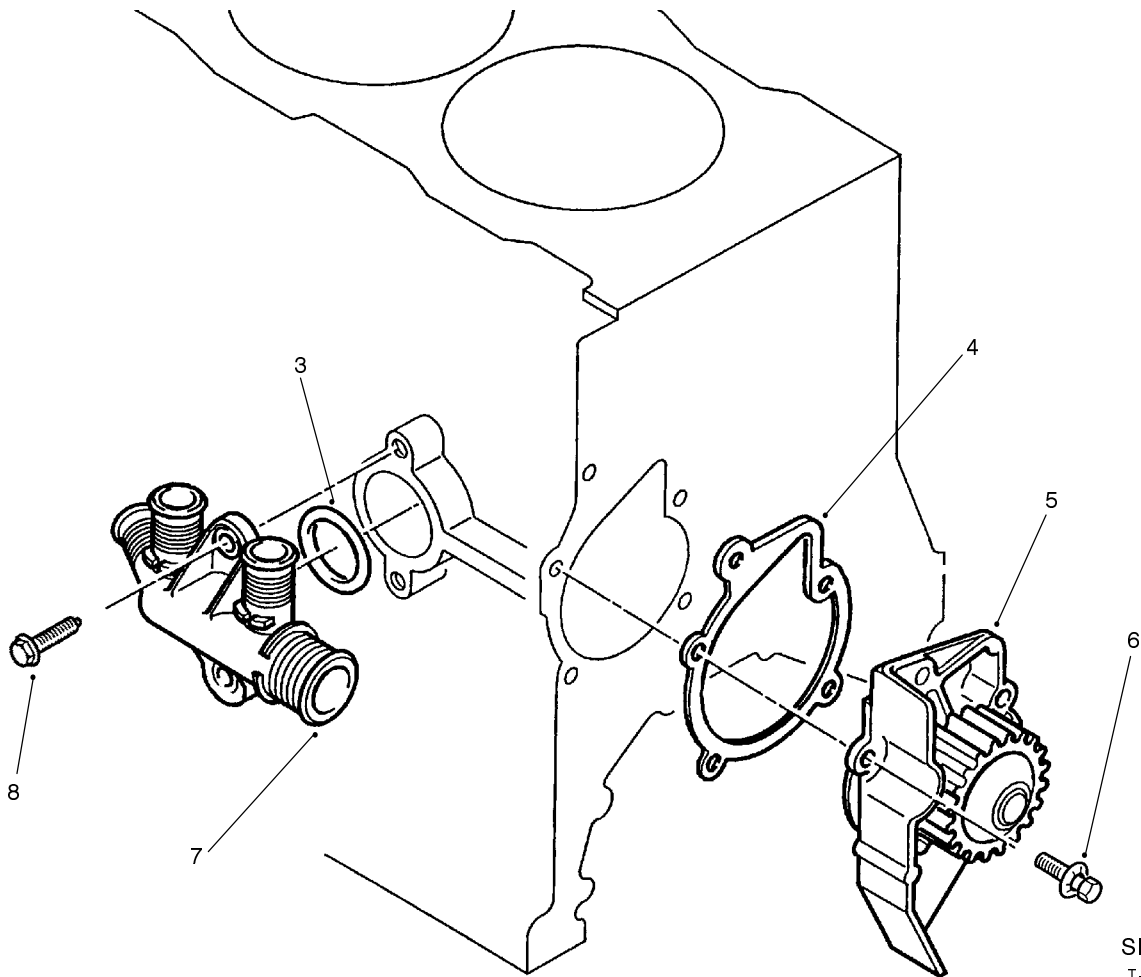


Sheet No.:10
T-2143-1

Collector Assembly

| Ref. No. | Part No. | Qty. | Description |
|----------|----------|------|-------------------------|
| 1 | 94-3131 | 3 | Screw-HH |
| 2 | 94-3208 | 1 | Outlet Stub |
| 3 | 94-3205 | 1 | Outlet Box |
| 4 | 94-3207 | 1 | Ring |
| 5 | 94-3214 | 1 | Capscrew |
| 6 | 76-5380 | 1 | Temp Sending Unit |
| 7 | 94-3212 | 1 | Plug |
| 8 | 94-3213 | 1 | Capscrew |
| 9 | 94-3206 | 1 | Gasket |
| 10 | 94-3210 | 1 | Gasket |
| 11 | 94-3209 | 1 | Thermostat |
| 12 | 76-5400 | 1 | Switch - Temp 105 DEG C |

| Ref. No. | Part No. | Qty. | Description |
|----------|----------|------|-------------|
| | | | |
| | | | |
| | | | |
| | | | |
| | | | |
| | | | |
| | | | |
| | | | |
| | | | |
| | | | |



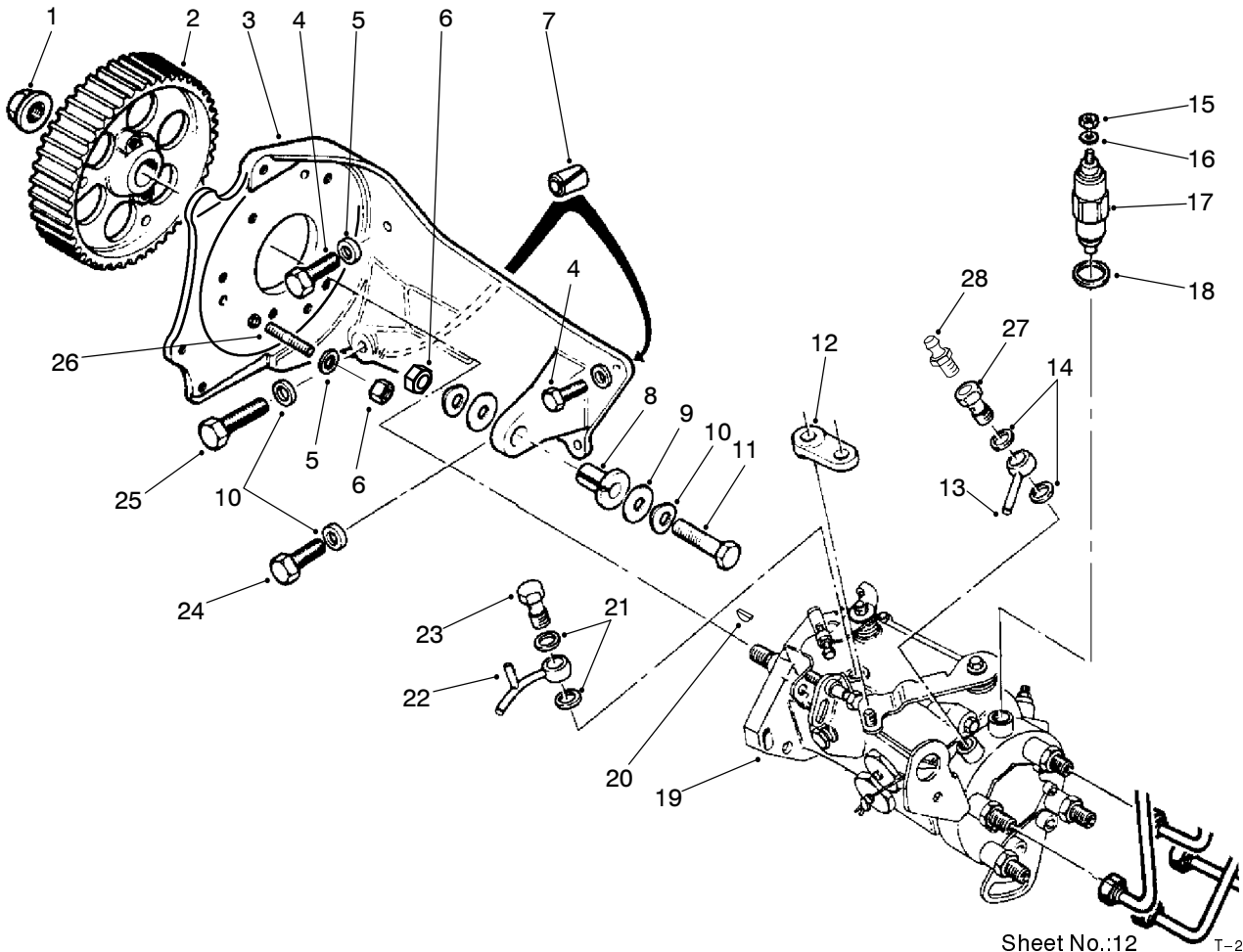
Sheet No.:11
T-2144-1

Water Pump Assembly

| Ref. No. | Part No. | Qty. | Description |
|----------|----------|------|-------------------|
| 3 | 94-3197 | 1 | O-Ring |
| 4 | 94-3195 | 1 | Gasket-Water Pump |
| 5 | 94-3194 | 1 | Cover-Water Pump |
| 6 | 76-5500 | 5 | Capscrew Hex Hd |
| 7 | 94-3196 | 1 | Water-Inlet |
| 8 | 94-3198 | 2 | Screw-HHF |

| Ref. No. | Part No. | Qty. | Description |
|----------|----------|------|-------------|
| | | | |
| | | | |
| | | | |
| | | | |
| | | | |

* Not illustrated

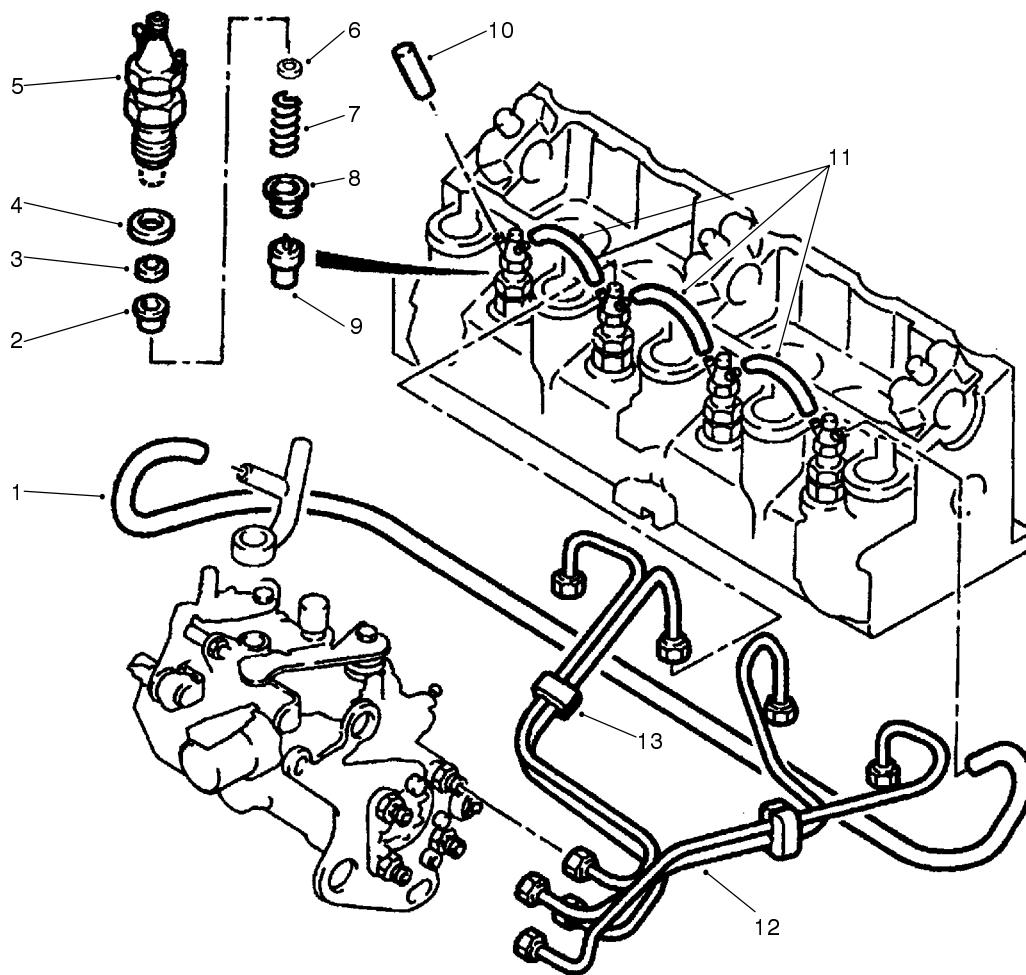


Sheet No.:12 T-2146-2

Fuel Injection Pump Assembly

| Ref. No. | Part No. | Qty. | Description |
|----------|----------|------|----------------|
| 1 | 76-4950 | 1 | Flange Nut |
| 2 | 76-4940 | 1 | Pump Pulley |
| 3 | 94-3220 | 1 | Bracket |
| 4 | 94-3225 | 2 | Screw-HH |
| 5 | 76-4930 | 3 | Washer |
| 6 | 94-3165 | 4 | Nut-Hex |
| 7 | 74-8610 | 2 | Spring Pin |
| 8 | 74-8630 | 1 | Flange Bushing |
| 9 | 94-3224 | 2 | Washer-Plate |
| 10 | 94-3164 | 6 | Washer-Spring |
| 11 | 94-3221 | 1 | Screw-HH |
| 12 | 74-8650 | 1 | Pacer |
| 13 | 74-8670 | 1 | Fuel Inlet ASM |
| 14 | 74-8680 | 2 | Gasket |
| 15 | 94-3251 | 1 | Nut-Lock |
| 16 | 74-8710 | 1 | Washer |
| 17 | 93-5856 | 1 | Solenoid Valve |
| 18 | 94-3274 | 1 | O-Ring |
| 19 | 94-3219 | 1 | Pump-Injection |
| 20 | 94-3222 | 1 | Key |
| 21 | 74-8870 | 2 | Gasket |
| 22 | 94-3249 | 1 | Outlet Tube |
| 23 | 94-3250 | 1 | Screw |
| 24 | 94-3161 | 1 | Screw-HH |
| 25 | 94-3223 | 1 | Screw-HH |
| 26 | 76-4910 | 3 | Stud |

| Ref. No. | Part No. | Qty. | Description |
|----------|----------|------|--------------------|
| 27 | 94-9969 | 1 | Screw - Connection |
| 28 | 94-9970 | 1 | Screw - Purge |



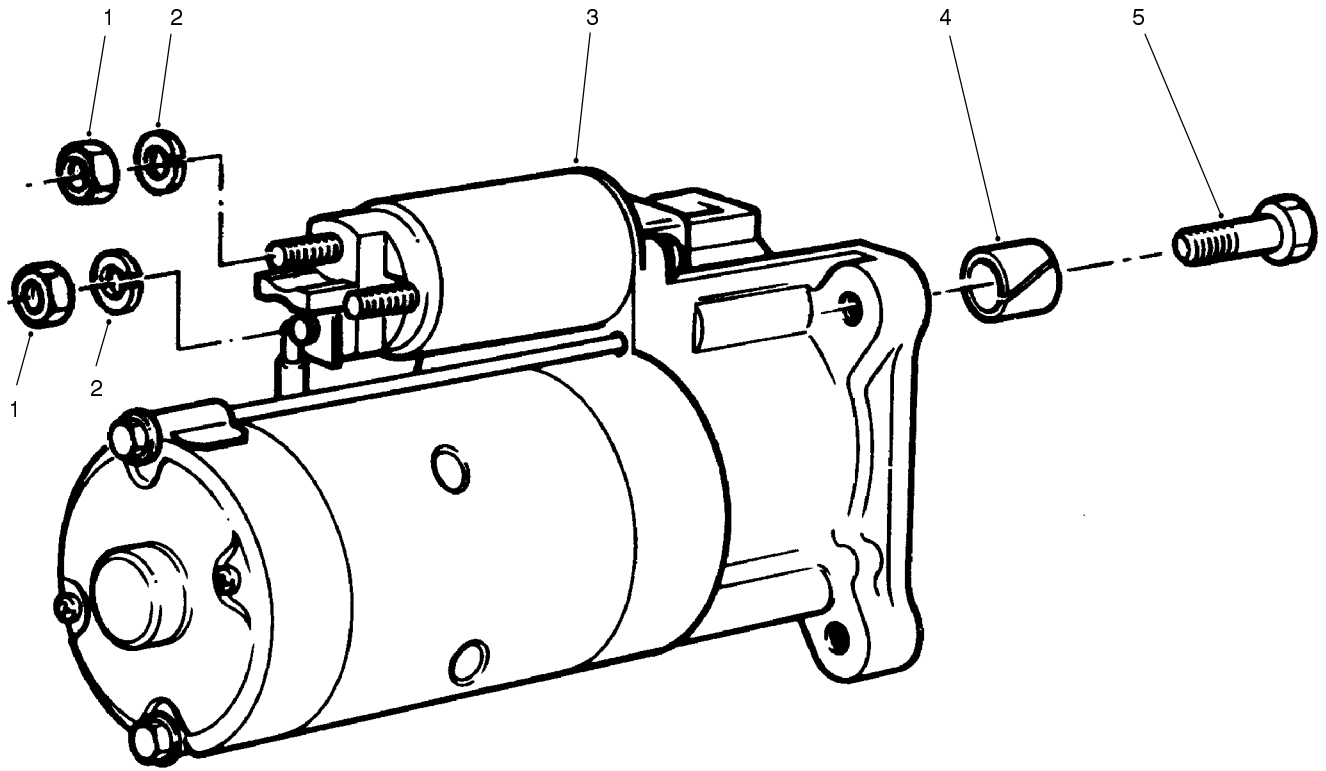
Sheet No.:13

T-2145-1

Fuel Injector Assembly

| Ref. No. | Part No. | Qty. | Description | Ref. No. | Part No. | Qty. | Description |
|----------|----------|------|---------------------------|----------|----------|------|---------------------------|
| 1 | 94-3230 | 1 | Hose - Injection | 6 | 94-3242 | 4 | Washer-Calibration (1.30) |
| 2 | 76-5540 | 4 | Injector Bushing | 6 | 94-3243 | 4 | Washer-Calibration (1.33) |
| 3 | 76-5530 | 4 | Washer | 6 | 94-3244 | 4 | Washer-Calibration (1.36) |
| 4 | 94-3226 | 4 | Gasket-Injector | 6 | 94-3245 | 4 | Washer-Calibration (1.39) |
| 5 | 76-5520 | 4 | Fuel Injector Holder | 6 | 94-3246 | 4 | Washer-Calibration (1.42) |
| 6 | 94-3232 | 4 | Washer-Calibration (.79) | 6 | 94-3247 | 4 | Washer-Calibration (1.45) |
| 6 | 94-3233 | 4 | Washer-Calibration (.82) | 6 | 94-3248 | 4 | Washer-Calibration (1.48) |
| 6 | 94-3234 | 4 | Washer-Calibration (.85) | 7 | 94-3228 | 4 | Spring |
| 6 | 94-3235 | 4 | Washer-Calibration (.88) | 8 | 94-3227 | 4 | Spacer |
| 6 | 94-3236 | 4 | Washer-Calibration (.91) | 9 | 94-8147 | 4 | Nozzle - Injector |
| 6 | 94-3237 | 4 | Washer-Calibration (.94) | 10 | 74-8770 | 1 | Plug |
| 6 | 94-3238 | 4 | Washer-Calibration (.97) | 11 | 94-3229 | 3 | Hose - Injector |
| 6 | 94-3239 | 4 | Washer-Calibration (1.0) | 12 | 74-8750 | 1 | Injection Tube Set |
| 6 | 94-3240 | 4 | Washer-Calibration (1.03) | 13 | 94-3231 | 2 | Bracket |
| 6 | 94-3241 | 4 | Washer-Calibration (1.06) | *14 | 76-5600 | 4 | Fuel Injector ASM |

* Not illustrated

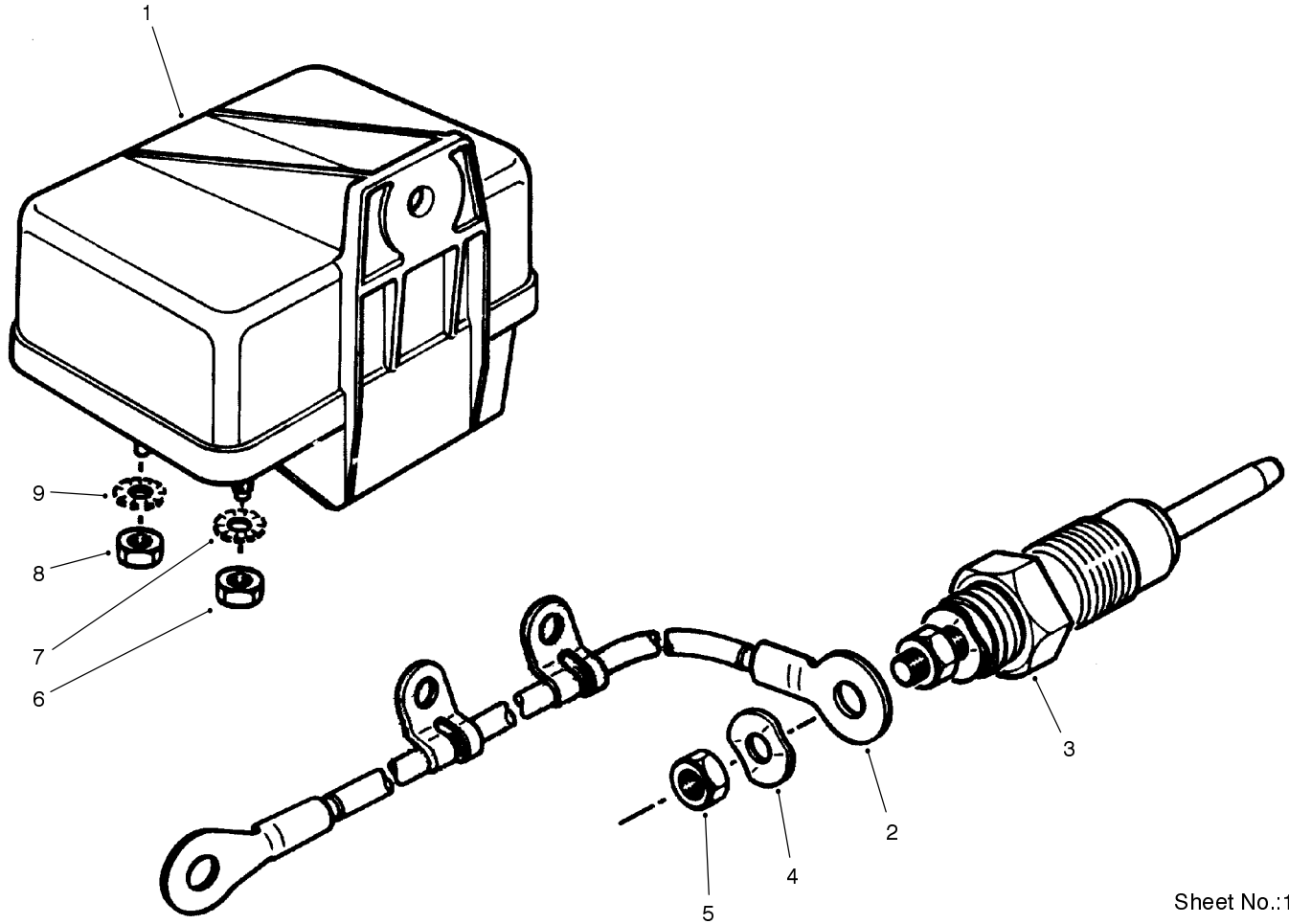


Sheet No.:15
T-0968-1

Starter Assembly

| Ref. No. | Part No. | Qty. | Description |
|----------|----------|------|---------------|
| 1 | 46-0330 | 2 | Nut-Lock |
| 2 | 76-5570 | 2 | Lockwasher |
| 3 | 94-3263 | 1 | Starter |
| 4 | 76-5590 | 1 | Sleeve-Spring |
| 5 | 48-7810 | 3 | Screw |

| Ref. No. | Part No. | Qty. | Description |
|----------|----------|------|-------------|
| | | | |
| | | | |
| | | | |
| | | | |

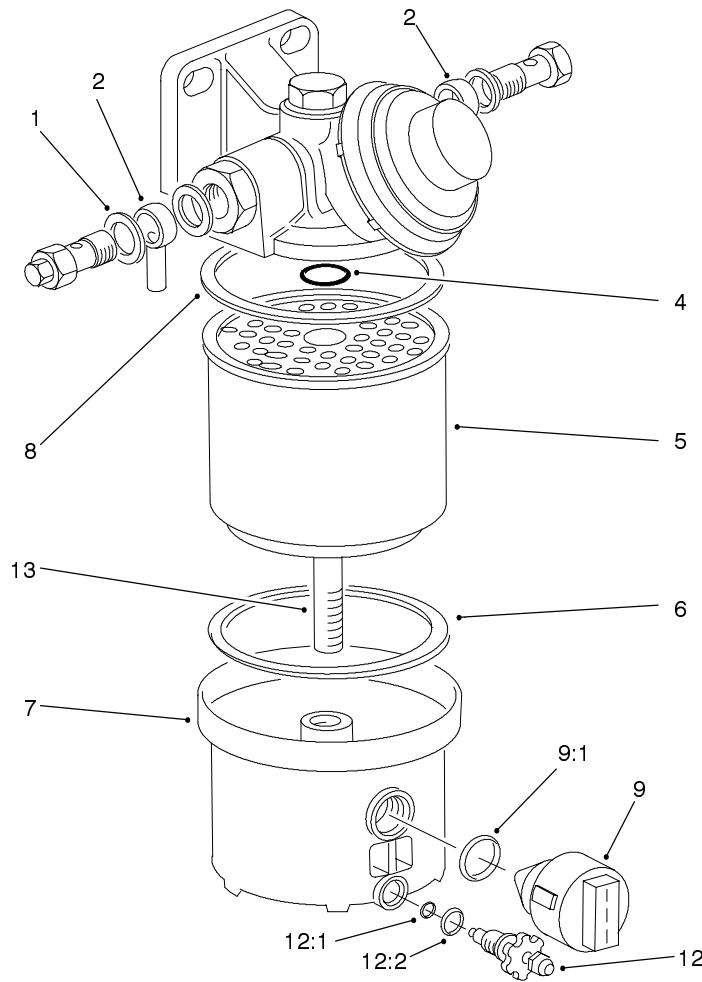


Sheet No.:16
T-0972-1

Glow Plug and Glow Relay

| Ref. No. | Part No. | Qty. | Description |
|----------|----------|------|---------------------|
| 1 | 76-5260 | 1 | Relay-Glow Plug |
| 2 | 94-3265 | 4 | Glow Plug Cable ASM |
| 3 | 94-3264 | 4 | Plug-Glow |
| 4 | 76-5290 | 4 | Spring Washer |
| 5 | 94-3266 | 4 | Nut |
| 6 | 94-3267 | 1 | Nut-Lock |
| 7 | 76-5310 | 1 | Washer |
| 8 | 94-3251 | 1 | Nut-Lock |
| 9 | 74-8710 | 1 | Washer |

| Ref. No. | Part No. | Qty. | Description |
|----------|----------|------|-------------|
| | | | |
| | | | |
| | | | |
| | | | |
| | | | |
| | | | |
| | | | |
| | | | |
| | | | |
| | | | |



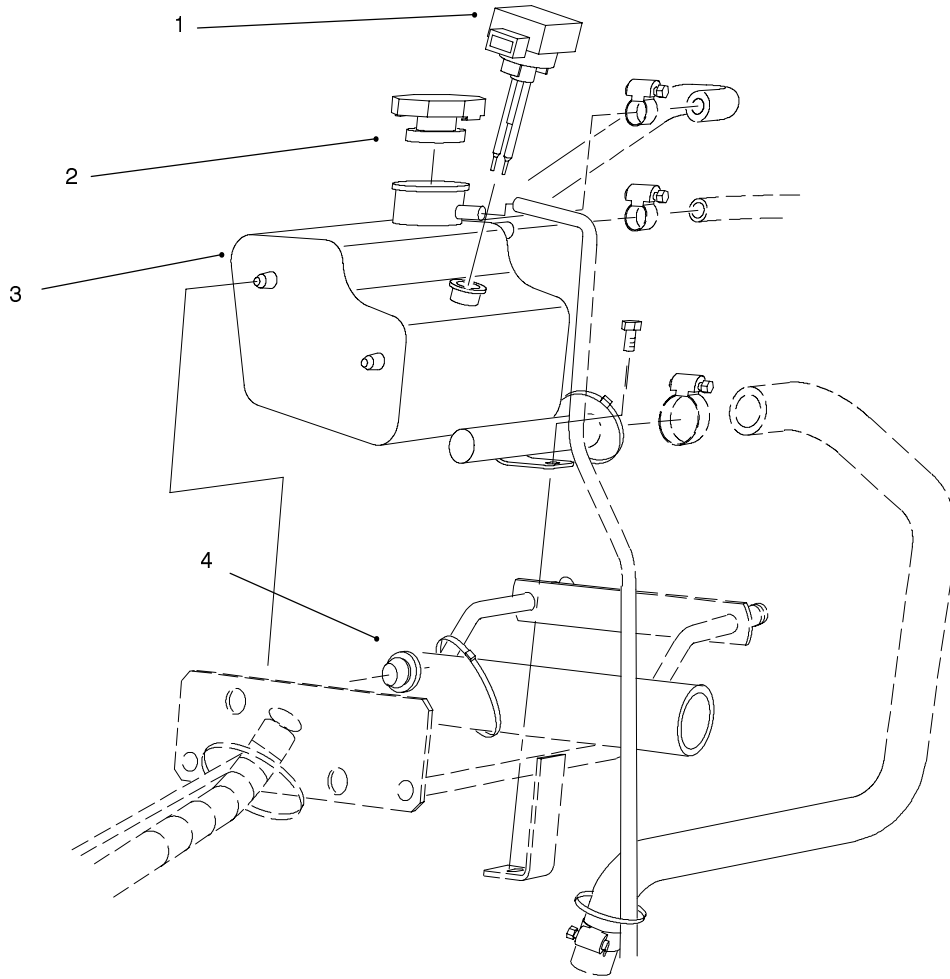
Parts not listed in parts list are not serviced separately.

Sheet No.:17
T-0966-2

Fuel Filter Assembly # 76-5300

| Ref. No. | Part No. | Qty. | Description |
|----------|----------|------|--------------------|
| 1 | 76-5180 | 4 | Copper Washer |
| 2 | 76-5190 | 2 | Fitting-Adj. |
| 5 | 76-5220 | 1 | Filter Element |
| 9 | 76-5320 | 1 | Probe-Water Sensor |
| 9:1 | 94-8025 | 1 | O-Ring |
| 12 | 94-8026 | 1 | Screw - Vent |
| 12:1 | 94-8027 | 1 | O-Ring |
| 12:2 | 94-8028 | 1 | O-Ring |

| Ref. No. | Part No. | Qty. | Description |
|----------|----------|------|-------------|
| | | | |
| | | | |
| | | | |
| | | | |
| | | | |
| | | | |
| | | | |
| | | | |
| | | | |
| | | | |



Sheet No.:18
T-3508

Degassing Box Assembly

| Ref. No. | Part No. | Qty. | Description |
|----------|----------|------|--------------------|
| 1 | 94-9984 | 1 | Sensor-Water Level |
| 2 | 94-2800 | 1 | Cap-Pressure |
| 3 | 98-1805 | 1 | Degasing Box |
| 4 | 94-2801 | 2 | Grommet-Rubber |

| Ref. No. | Part No. | Qty. | Description |
|----------|----------|------|-------------|
| | | | |
| | | | |
| | | | |
| | | | |

