


TORO®

MODEL AFFECTED: 1132 SNOWTHROWER
MODEL 38160-900001 & UP


OPERATOR'S MANUAL ADDENDUM

HEADLIGHT INSTALLATION


Remove upper capscrew, washers and locknut, securing escutcheon plate to right handle.



Plug black wire from light into black wire from wire harness.



Pivot bracket and light assembly upward and re-secure to escutcheon plate and handle using fasteners removed in previous step.



Using wire retainers, secure wire to handle.



Note: If excess wire accumulates at lower part of handle, wrap wire around handle or tape to handle.