



Reelmaster[®] 5400D 2WD and 4WD Traction Unit

Model No. 03543—210000201 and Up

Model No. 03544—210000201 and Up

Parts Catalog

Ordering Replacement Parts

To order replacement parts, please supply: the part number, the quantity, and the description of each part desired.

Understanding Reference Numbers

Each identified part in an illustration has a reference number. The reference number for a part also appears in the parts list, along with other information about the part.

This catalog uses two special reference number formats, one to indicate parts in a service assembly and another to indicate the quantity of a given part in an illustration.

Service Assembly Reference Numbers

Parts in service assemblies have reference numbers in the form **a:b**. The **a** represents the reference number of the entire service assembly and the **b** represents a sequential number unique to each part within the service assembly.

For example, a wheel assembly might be identified by reference number **6**, the tire by **6:1**, the valve by **6:2**, and the wheel by **6:3**. When you order the assembly identified by reference number **6**, you receive all parts identified by reference numbers **6:1**, **6:2**, and **6:3**. However, you may also order any part individually.

Reference numbers of this type appear in illustrations and in part lists.

Reference Numbers Indicating Quantity

In an illustration, if a reference number indicates more than one part, the reference number has the form **nX y**. The **n** represents the quantity of the part, the **X** is the multiplication symbol, and the **y** represents the reference number.

For example, in an illustration, the reference number **2X 37** means that two of the parts identified by reference number **37** are indicated.

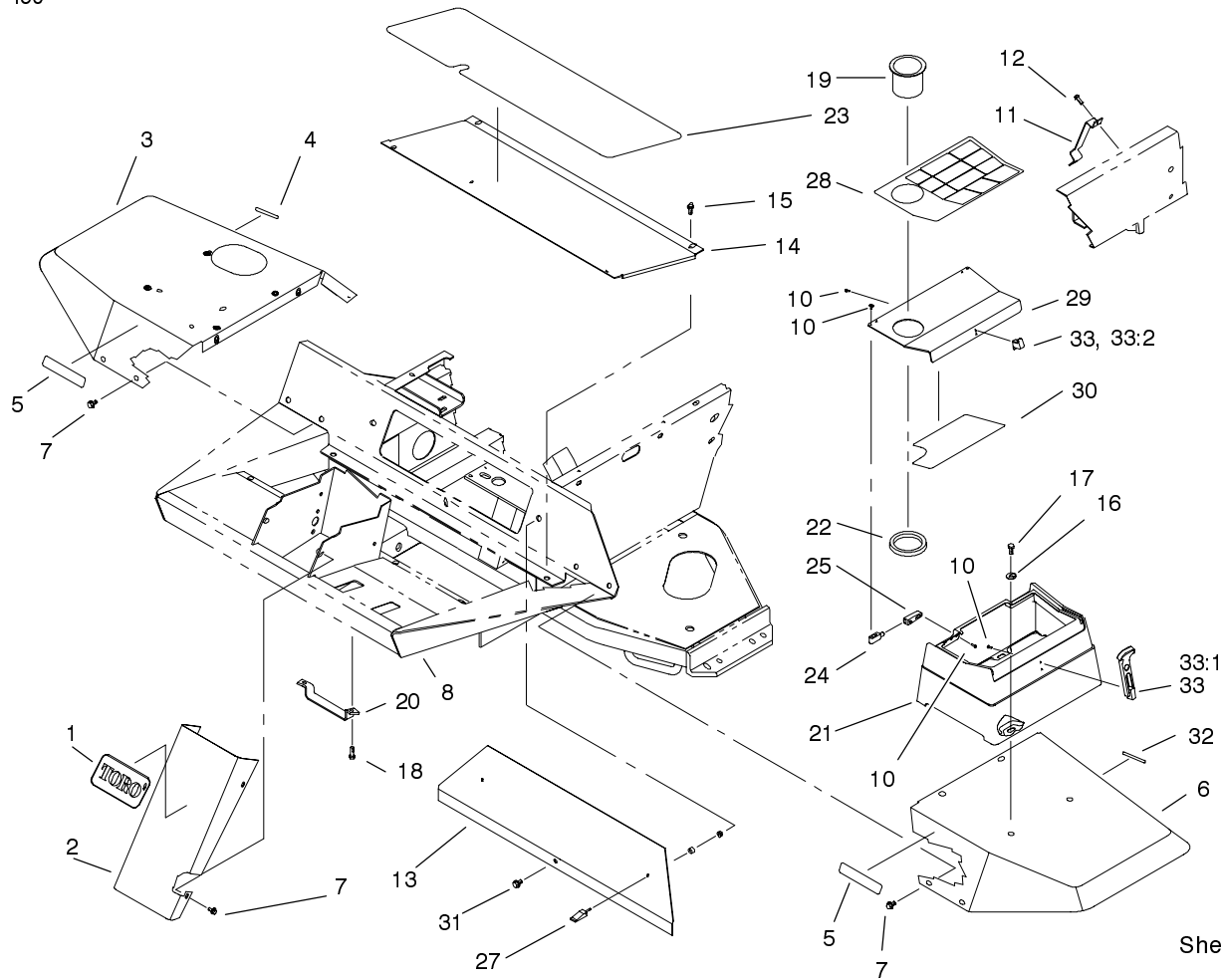
Contents

Description	Page	Description	Page
Frame and Body Assembly	4	Roll-Over-Protection-System and Stabilizer Assembly	57
Frame Assembly No. 100-3870	5	Axle Assembly No. 99-6981-03	58
Steering Tower Assembly	6	Brake Assembly	60
Power Steering Unit No. 75-0600	7	Rear Axle Assembly No. 98-3925 Bevel Pinion Shaft Assembly	61
Traction and Brake Pedals Assembly	8	Rear Axle Assembly No. 98-3925 (Continued) Differential Assembly No. 95-7503	62
Seat Frame and Throttle Assembly	9	Rear Axle Assembly No. 98-3925 (Continued) Axle Support Assembly	63
Seat and Suspension Assembly	10	Rear Axle Assembly No. 98-3925 (Continued) Bevel Gear Case Assembly	64
Seat Suspension Assembly No. 75-3000	11	Rear Axle Assembly No. 98-3925 (Continued) Bevel Gear Shaft Assembly	65
Control Console Assembly	12	Rear Axle Assembly No. 98-3925 (Continued) Axle Case Assembly	66
Diagnostic-ACE Display Assembly	13	Rear Axle Assembly No. 98-3925 (Continued) Axle Case Assembly	67
Hydraulic Filter and Reservoir Assembly	14	Hydraulic Schematic	68
Fuel Tank Assembly	16	Electrical Schematic	69
Fuel Filter Assembly No. 99-8351	17	Electrical Schematic - Turfdefender	70
Front Axle Assembly	18	Crankcase Assembly	71
Transmission Assembly	19	Oil Pan Assembly	72
Transmission Assembly No. 75-0012	20	Cylinder Head Assembly	73
Traction Control Assembly	22	Gear Case and Oil Filter Assembly	74
Gear Pump Installation Assembly	23	Filter, Oil Cooler & Pipe Assembly	75
Gear Pump Assembly No. 98-9796	24	Head Cover Assembly	76
Engine Installation Assembly	25	Dipstick Assembly	77
Muffler and Pump Drive Assembly	26	Main Bearing Case Assembly	78
Engine Components Assembly	27	Camshaft Assembly	79
Air Cleaner Assembly No. 98-4517	28	Piston and Crankshaft Assembly	80
Water/Fuel Separator Assembly No. 98-9305 ..	29	Flywheel Assembly	82
Fan Drive Assembly	30	Fuel Camshaft Assembly	83
Radiator Assembly	31	Engine Stop Lever Assembly	84
Oil Cooler/Radiator Assembly	32	Stop Solenoid and Fuel Pump Assembly	85
Hood Assembly	33	Injection Pump Assembly	86
Hydraulic Control Block and Hoses Assembly .	34	Injection Pump Assembly No. 98-9643	87
Hydraulic Manifold Assembly No. 98-4579	35	Governor Assembly	88
Front Hydraulic Manifold Assembly	36	Speed Control Plate Assembly	89
Rear Hydraulic Manifold Assembly	37	Nozzle Holder and Glow Plug Assembly	90
Reel Motors Assembly	38	Nozzle Holder Assembly 98-9468	91
Reel Motor Assembly No. 93-1375	39	Alternator and Pulley Assembly	92
Front Lift Circuit Assembly	40	Alternator Assembly No. 98-9474	93
Hydraulic Cylinder No. 93-9310	41	Starter Mount Assembly	94
Hydraulic Cylinder Assembly No. 99-6986	42	Starter Assembly No. 98-9705	95
Front Lift Arm Assembly	43	Water Flange and Thermostat Assembly	96
Rear Lift Circuit Assembly	44	Water Pump Assembly	97
Hydraulic Cylinder No. 93-9311	45	Valve and Rocker Arm Assembly	98
Rear Lift Arm Assembly	46	Exhaust Manifold and Gasket Assembly	99
Rear Axle Support Assembly	47	Turbo Charger Assembly	100
2WD Axle Assembly	48	Special Tools	101
Rear Axle Assembly	49		
Hydraulic Cylinder No. 75-1200	50		
4WD Rear Axle Assembly	51		
Hydraulic Cylinder Assembly No. 98-8163	53		
4 WD Shaft Assembly	54		
4 WD Shaft Assembly (Continued)	55		
Clutch Housing Assembly	56		

Part Description Abbreviations

Part descriptions in this catalog may include the following abbreviations.

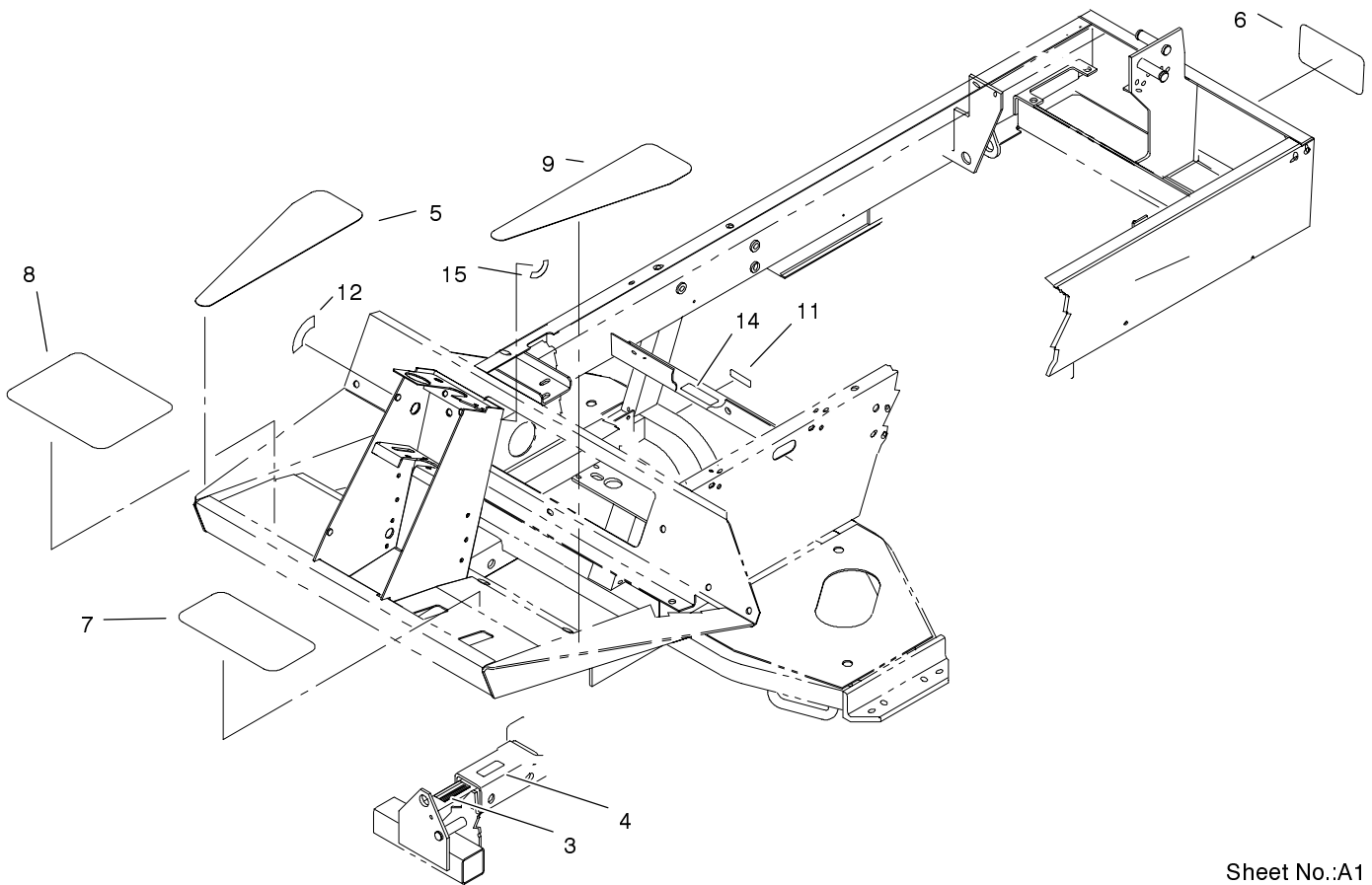
Abbreviation	Meaning	Abbreviation	Meaning
AR	as required	HYD	hydraulic
ASM	assembly	INC	incorporated
CARR	carriage	LH	left hand
DEG	degrees	NI	nylon insert
FH	flat head	PPH	Phillips pan head
GA	gauge	PTH	Phillips truss head
HF	hex flange	PTO	power take off
HH	hex head	RH	right hand
HHF	hex head flange	SFH	slotted fillister head
HLH	hex lag head	SHH	slotted hex head
HJ	hex jam	SQH	square head
HOC	height-of-cut	SHWH	slotted hex washer head
HS	hex socket	SPH	slotted pan head
HSBH	hex socket button head	SRH	slotted round head
HSFH	hex socket flat head	STD	standard
HSH	hex socket head	TAP	self tapping
HWH	hex washer head	TTH	Torx truss head
HWHTF	hex washer head thread forming	WH	wing head



Frame and Body Assembly

Ref. No.	Part No.	Qty.	Description
1	62-5550	1	Decal-Toro
2	93-7996-01	1	Cover - Tower
3	93-7579	1	Fender-RH
4	93-6686	1	Decal-Oil, Hydraulic
5	93-6689	2	Decal - No Riders
6	75-3860	1	Fender-LH
7	3234-14	14	Screw-HHF
8	100-3870	1	Frame Assembly
10	104-9316	11	Screw-TAP, PPH
11	98-4572	1	Bracket-Clamp, Hose
12	32144-14	2	Screw-HWH
13	75-1390-01	1	Cover-Access, Front
14	75-1410-01	1	Plate-Access, Floor
15	75-6840	4	Knob - Knurled
16	3256-3	4	Washer-Flat
17	322-3	4	Screw-HH
18	322-4	2	Screw-HH
19	94-1410	1	Holder-Can, Beverage
20	93-3626	1	Bracket - Hose
21	104-0026	1	Toolbox
22	104-1476	1	Ring-Rubber
23	75-0630	1	Tread-Foot, Center
24	104-1496	2	Hinge - Pin
25	104-1497	2	Hinge - Receiver
27	74-5950	2	Latch-Swell
28	104-9295	1	Decal-Warning, Ce

Ref. No.	Part No.	Qty.	Description
28	104-9294	1	Decal-Warning
29	104-1489-03	1	Cover-Toolbox
30	104-9290	1	Decal- Norwegian
30	104-9288	1	Decal-Italian
30	104-9289	1	Decal-Japanese
30	104-9283	1	Decal-Danish
30	104-9282	1	Decal-Service
30	104-1434	1	Decal-Service Blank
30	104-9293	1	Decal-Swedish
30	104-9285	1	Decal-Service, Finnish
30	104-9284	1	Decal-Service, Dutch
30	104-9291	1	Decal-Portugese
30	104-9292	1	Decal-Spanish
30	104-9287	1	Decal-German
30	104-9286	1	Decal-French
31	3234-5	1	Screw-HHF
32	93-6680	1	Decal - Diesel Only
33	94-5626	1	Latch - Draw, Flexible
33:1	100-5806	1	Handle-Latch
33:2	100-5807	1	Keeper-Latch

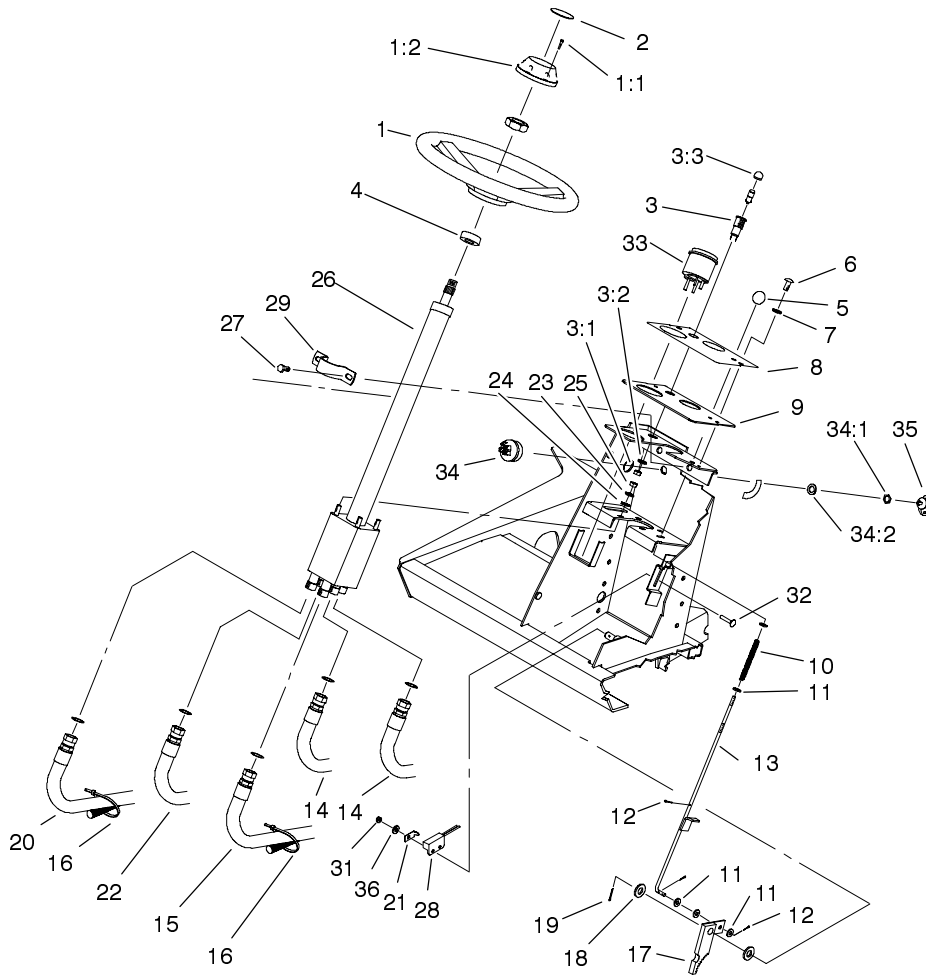


Sheet No.:A1
T-3730

Frame Assembly No. 100-3870

Ref. No.	Part No.	Qty.	Description
3	93-6693	1	Decal-Plate, Floor
4	93-6686	1	Decal-Oil, Hydraulic
5	75-0640	1	Tread-Footrest, LH
6	62-7400	1	Decal-Toro
7	75-0620	1	Tread-Foot, LH
8	75-0610	1	Tread-Foot, RH
9	75-0650	1	Tread-Footrest, RH
11	93-6691	1	Decal-Bolt, Eccentric
12	93-6699	1	Decal - Fast/Slow
14	104-2052	1	Decal-Ansi
15	104-9299	1	Decal-Key Switch

Ref. No.	Part No.	Qty.	Description



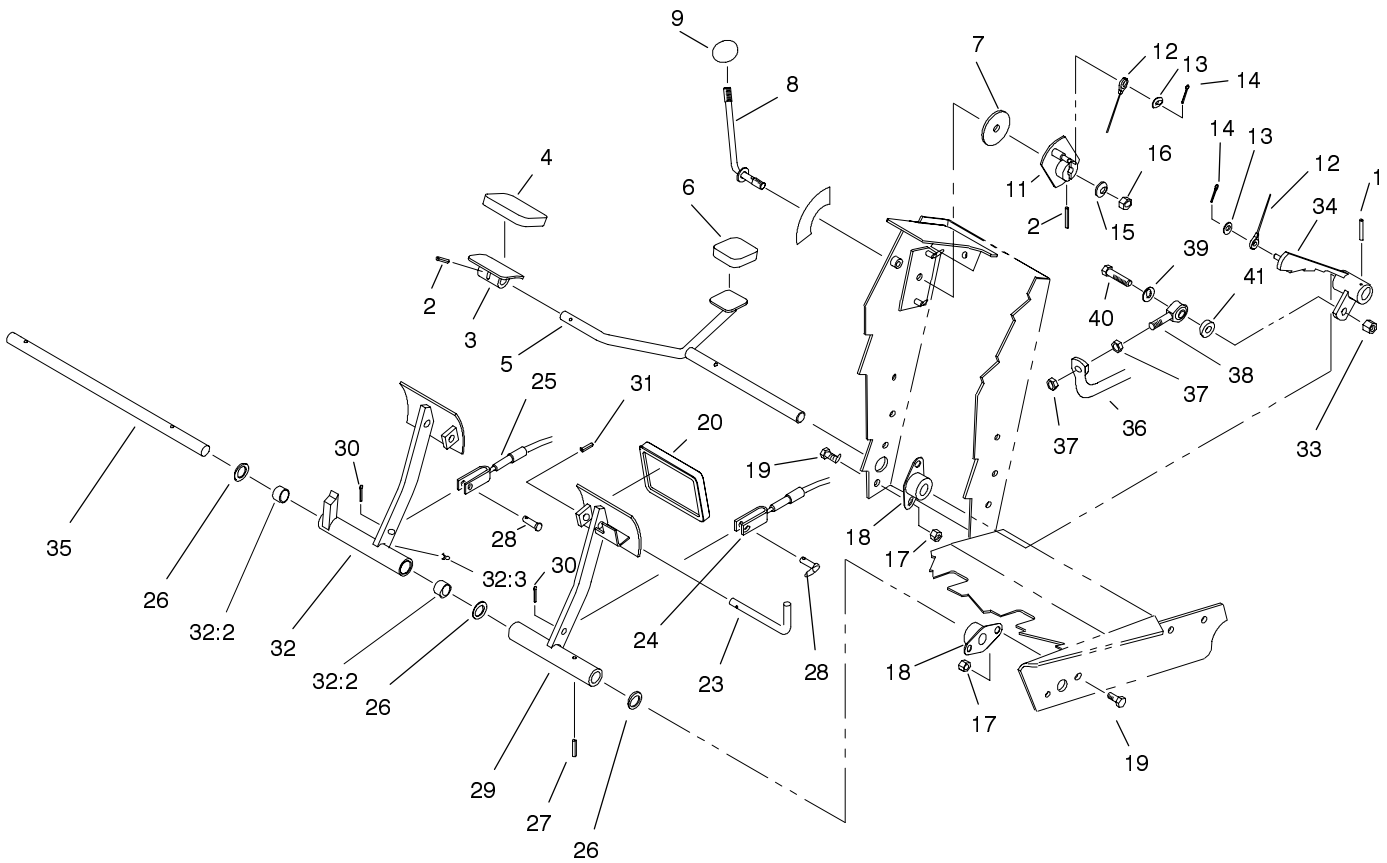
Sheet No.:3

Steering Tower Assembly

Ref. No.	Part No.	Qty.	Description
1	75-0560	1	Wheel-Steering
1:1	32144-21	1	Screw
1:2	68-5140	1	Cap-Wheel, Steering
2	68-5370	1	Decal - Toro
3	44-2210	1	Light-Indicator, Red
3:1	218-535	1	Nut-Hex
3:2	218-536	1	Washer-Lock
3:3	218-533	1	Lens
4	21-9260	1	Cover-Dust
5	233-17	1	Knob
6	87-6620	2	Screw-Special
7	3256-1	2	Washer-Flat
8	93-1263	1	Decal-Tower
9	93-7998-03	1	Plate - Instrument
10	95-1821-03	1	Spring - Compression
11	3256-22	5	Washer-Flat
12	3272-5	3	Pin-Cotter
13	104-1492	1	Rod Assembly
14	75-6230	2	Hose
15	75-6240	1	Hose
16	3290-378	4	Tie-Cable
17	63-7900-03	1	Rack
18	3256-26	2	Washer-Flat
19	3272-10	1	Pin-Cotter
20	75-5940	1	Hose
21	100-4872	1	Plate-Switch, Neutral

Ref. No.	Part No.	Qty.	Description
22	75-6250	1	Hose
23	3256-23	4	Washer-Flat
24	3255-8	1	Washer-Lock/Ext
25	3296-20	4	Nut-Lock NI
26	75-0600	1	Unit-Steering, Power
27	32144-11	2	Screw-TAP
28	100-1270	1	Switch-Proximity
29	75-2810	1	Bracket-Column, Steering
31	3296-2	1	Nut-Lock
32	104-1450	1	Bolt-CARR
33	104-9324	1	Speedometer
34	27-2360	1	Switch-Key
34:1	218-446	1	Nut-Hex
34:2	218-447	1	Washer-Lock
35	63-8360	1	Key-Ignition
36	3256-14	1	Washer-Flat
*99	3290-410	3	Push Mount Tie

* Not illustrated

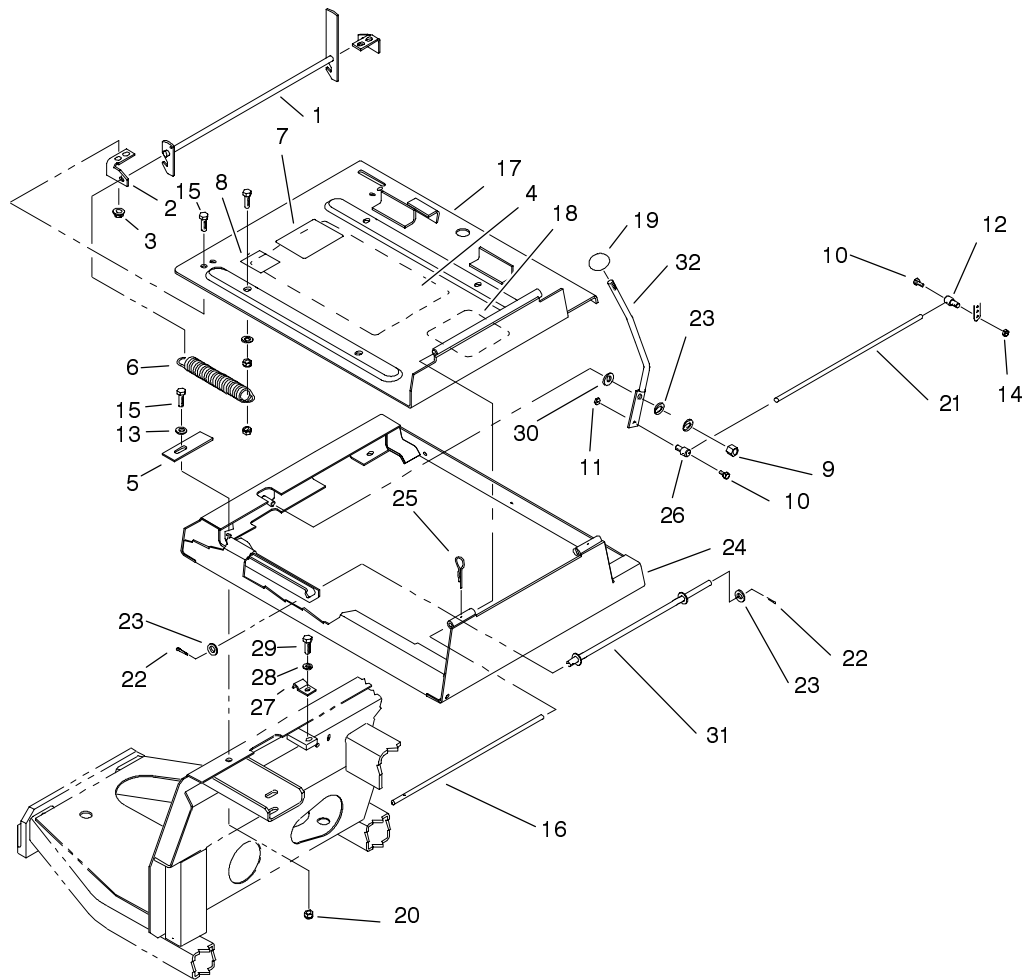


Sheet No.:4

Traction and Brake Pedals Assembly

Ref. No.	Part No.	Qty.	Description
1	32121-6	1	Pin-Roll
2	32121-45	2	Pin-Spring
3	49-6440-03	1	Pedal-Forward
4	74-9100	1	Pad-Pedal, Forward
5	75-2970	1	Pedal-Traction
6	74-9110	1	Pad-Pedal, Reverse
7	75-6550	1	Disc-Friction
8	75-6490	1	Lever
9	233-42	1	Knob
11	75-6510	1	Bracket-Lever
12	75-6580	1	Cable - Pedal
13	3256-22	2	Washer-Flat
14	3272-2	2	Pin-Cotter
15	3290-461	1	Washer-Spring
16	3296-59	1	Nut-Lock NI
17	3296-29	8	Nut-Lock
18	256-236	4	Bearing-Mount, Flange
19	322-3	8	Screw-HH
20	93-8742	2	Footpad - Brake
23	63-7880	1	Pin-Latch, Brake
24	63-7733	1	LH Brake Cable ASM
25	63-7732	1	RH Brake Cable ASM
26	3256-69	3	Washer-Flat
27	32121-16	1	Pin-Spring
28	283-58	2	Pin-Clevis

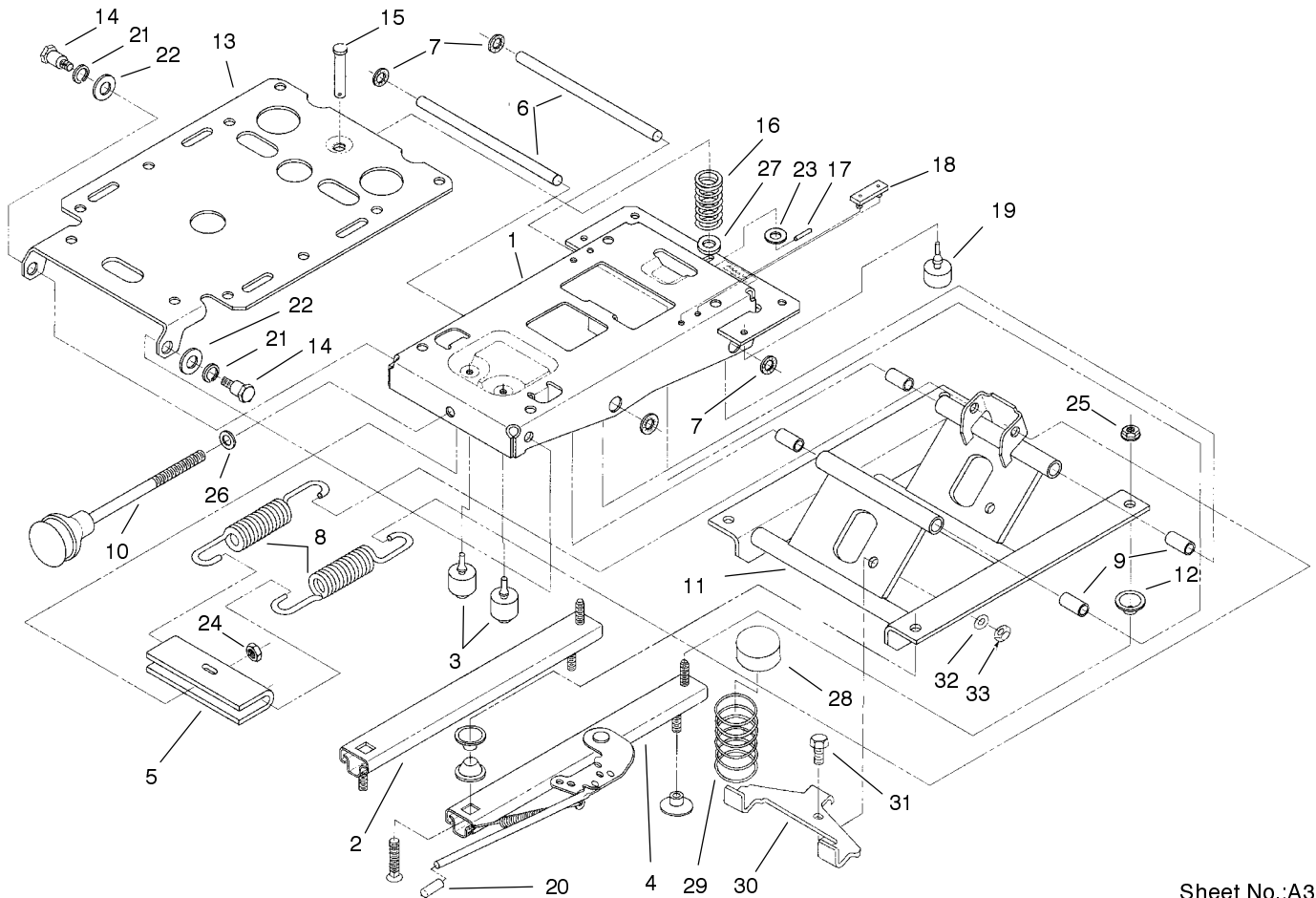
Ref. No.	Part No.	Qty.	Description
29	75-1440-03	1	Pedal-Brake, LH
30	3272-10	2	Pin-Cotter
31	32121-50	1	Pin-Spring
32	75-1430	1	Pedal-Brake, RH
32:2	256-42	2	Bushing
32:3	302-5	1	Fitting-Grease
33	3296-39	1	Nut-Lock, NI
34	75-3270-03	1	Hub-Pivot, Traction
35	75-1470	1	Pin-Pivot, Brake
36	75-2170-03	1	Tube-Control, Pump
37	3220-3	2	Nut-Jam
38	2411-36	1	Bearing-End, Rod
39	3256-24	1	Washer-Flat
40	323-9	1	Screw-HH
41	5-0652	1	Spacer



Sheet No.:5

Seat Frame and Throttle Assembly

Ref. No.	Part No.	Qty.	Description	Ref. No.	Part No.	Qty.	Description
1	98-2354-03	1	Latch-Seat	27	3-6657	1	Clip-Skid
2	98-2353	2	Bracket-Latch, Seat	28	3253-3	1	Washer-Lock
3	32128-25	4	Nut-Flange	29	321-4	1	Screw-HH
4	98-9342	1	Decal	30	66-2920	2	Washer-Friction
5	98-9302	1	Plate-Stop, Idler	31	75-3680-03	1	Rod-Seat
6	66-4190-03	1	Spring-Idler, Clutch	32	75-3430-03	1	Lever-Throttle
7	92-5524	1	Decal-Rating, Noise				
8	63-9920	1	Decal-Level, Noise				
9	3296-39	1	Nut-Lock, NI				
10	25-8640	2	Screw-HH				
11	3296-3	1	Nut-Lock NI				
12	98-9311	1	Swivel - Throttle				
13	3256-23	1	Washer-Flat				
14	3296-20	1	Nut-Lock NI				
15	322-3	8	Screw-HH				
16	75-3400	1	Shaft-Pivot, Seat				
17	98-2350-03	1	Plate-Seat				
18	93-8060	1	Decal - Reels				
19	233-42	1	Knob				
20	3296-29	4	Nut-Lock				
21	98-9303	1	Cable - Throttle				
22	3272-10	2	Pin-Cotter				
23	3256-24	3	Washer-Flat				
24	98-2352-03	1	Frame-Seat				
25	3290-467	1	Pin-Hair				
26	93-0021	1	Swivel-Cable, Throttle				

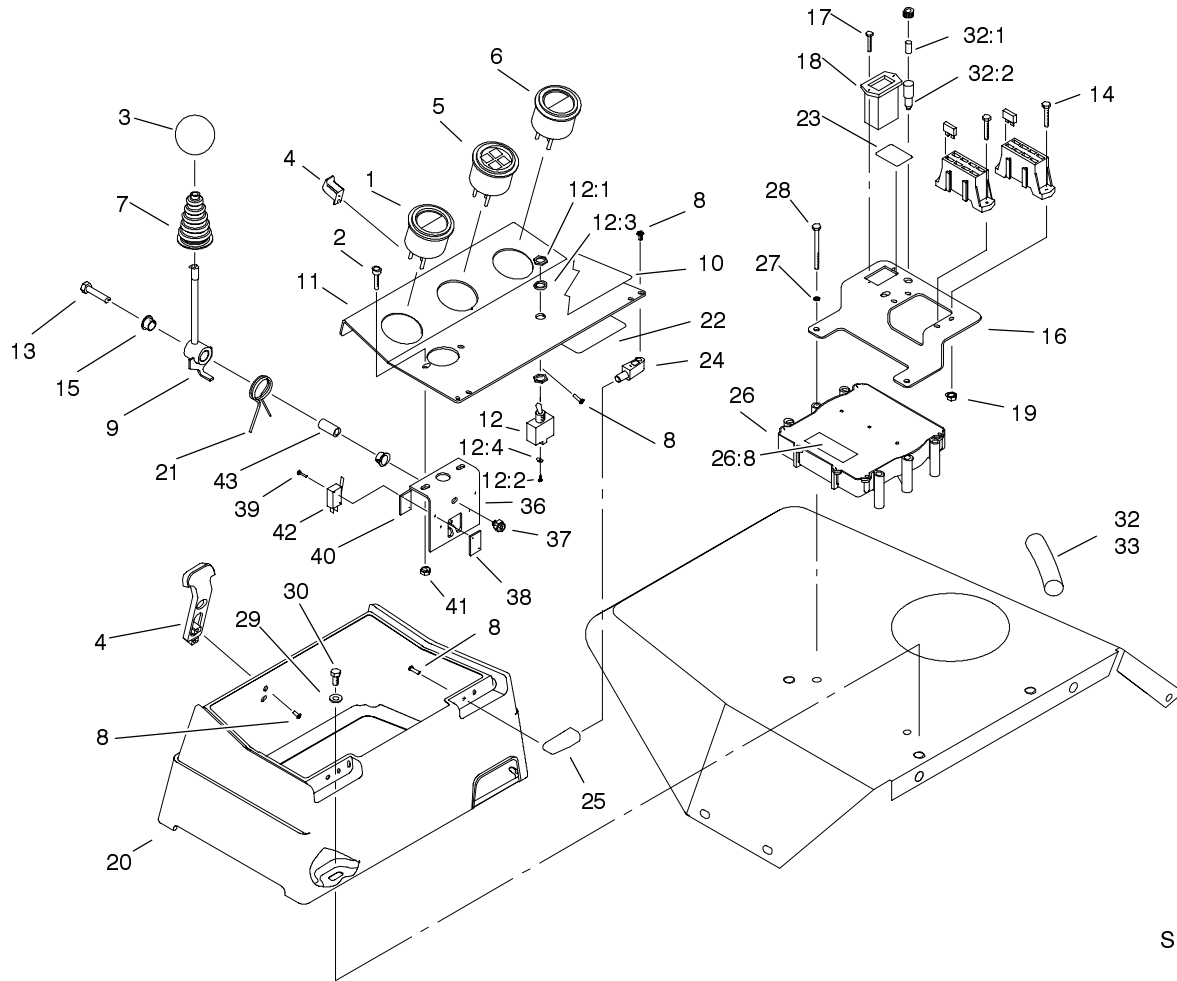


Sheet No.:A3

T-3437

Seat Suspension Assembly No. 75-3000

Ref. No.	Part No.	Qty.	Description	Ref. No.	Part No.	Qty.	Description
1	75-3480	1	Frame-Upper	26	3256-46	1	Washer-Flat
2	66-8530	1	Adjuster	27	3256-5	1	Washer-Flat
3	66-8520	2	Bumper-Downstop	28	93-3164	2	Cap
4	82-9060	1	Adjuster W/Handle	29	93-3163	2	Spring
5	77-2870	1	Hanger-Spring	30	93-3165	1	Bracket
6	76-1910	2	Shaft-Pivot	31	322-6	1	Screw-HH
7	66-8560	4	Nut-Push	32	3253-33	1	Washer-Lock
8	76-1940	2	Spring-Extension	33	3217-6	1	Nut-Hex
9	76-1920	4	Bearing-Sleeve				
10	76-1930	1	Knob-Adjuster, Tension				
11	66-8610	1	Frame-Lower				
12	66-9290	6	Spacer-Suspension				
13	75-3580	1	Plate-Seat				
14	75-3510	2	Bolt				
15	80-4860	1	Pin - Clevis				
16	75-3530	1	Spring				
17	75-3540	1	Pin-Roll				
18	75-3550	2	Bumper				
19	76-2940	2	Bumper				
20	75-3570	1	Tip				
21	3253-6	2	Washer-Lock/Sp				
22	3256-26	2	Washer-Flat				
23	3256-24	1	Washer-Flat				
24	3296-44	1	Nut-Lock NI				
25	32128-26	4	Nut-Flange				

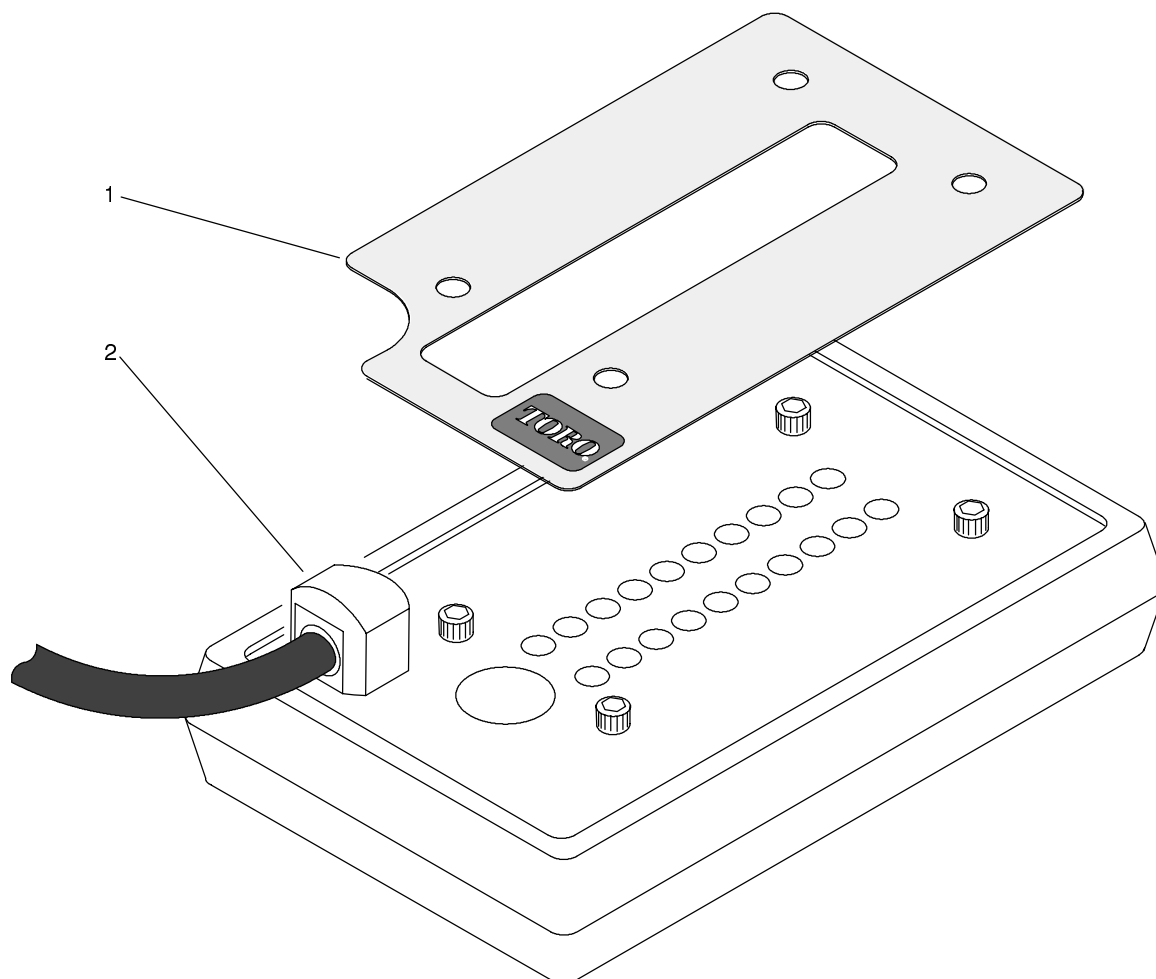


Sheet No.:7

Control Console Assembly

Ref. No.	Part No.	Qty.	Description
1	98-9339	1	Guage-Fuel
2	3258-166	2	Screw
3	233-33	1	Knob
4	94-5626	1	Latch - Draw, Flexible
5	98-9306	1	Light - Warning
6	98-9308	1	Gauge - Temperature
7	93-5961	1	Boot - Lever
8	104-9316	11	Screw-TAP, PPH
9	104-9261	1	Lever Assembly
10	104-9296	1	Decal-Control
11	104-9251-03	1	Plate - Instrument
12	99-8352	1	Switch-Backlap, Master
12:1	218-498	2	Locknut-Hex
12:2	218-588	3	Screw
12:3	218-589	1	Washer
12:4	3253-19	3	Washer-Lock/Sp
13	322-8	1	Screw-HH
14	32105-13	4	Screw-SHH
15	93-5547	2	Bushing - Nylon
16	104-1499-03	1	Bracket-Fuse Block
17	32144-18	2	Screw-HH
18	75-6820	1	Hourmeter
19	3296-2	4	Nut-Lock
20	104-0027	1	Control Box
21	93-5509	1	Spring - Tension

Ref. No.	Part No.	Qty.	Description
22	94-6767	1	Decal - Fuses
23	104-9298	1	Decal-Controller
24	104-1496	2	Hinge - Pin
25	104-1497	2	Hinge - Receiver
26	92-5720	1	Controller-Electronic
26:8	93-8053	1	Decal
27	3253-3	2	Washer-Lock
28	321-14	2	Screw-HH
29	3256-3	3	Washer-Flat (only on: 03544)
30	322-3	3	Screw-HH
32	104-9330	1	Harness-Electrical
32:1	219-19	1	Lamp-Green
32:2	85-4491	1	Light-Indicator
33	94-6343	1	Decal-I.d., Wire
36	93-5991-03	1	Bracket - Lift Lever
37	3296-29	1	Nut-Lock
38	3290-354	2	Nut-Speed
39	3290-329	4	Screw-PPH
40	61-2990	2	Spacer
41	32128-33	2	Nut-HF
42	111332	2	Switch
43	93-5512	1	Spacer



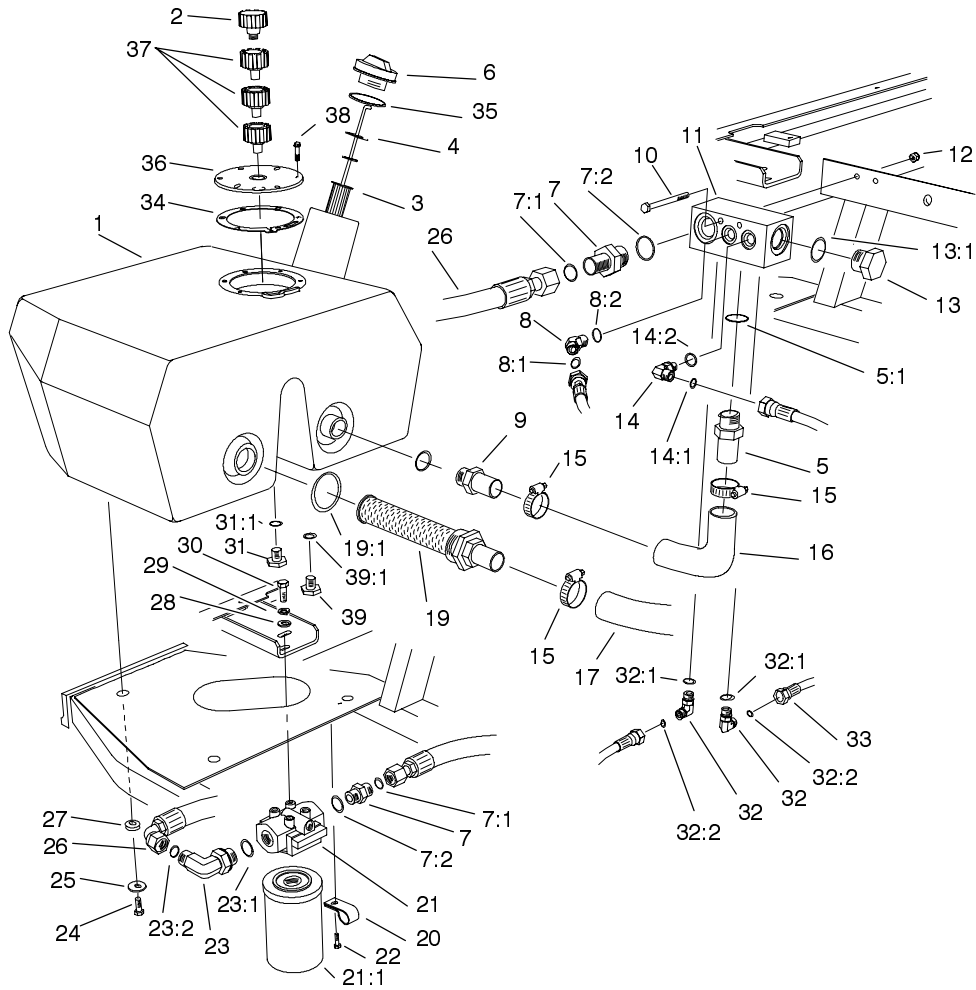
Sheet No.:A

T-1458

Diagnostic-ACE Display Assembly

Ref. No.	Part No.	Qty.	Description
1	104-9273	1	Decal Diagnostics, Finnish
1	104-9270	1	Decal Diagnostics, English
1	104-9271	1	Decal Diagnostics, Danish
1	104-9276	1	Decal Diagnostics, Italian
1	104-9277	1	Decal Diagnostics, Japanese
1	104-9278	1	Decal Diagnostics, Norwegian
1	104-9281	1	Decal Diagnostics, Swedish
1	104-9280	1	Decal Diagnostics, Spanish
1	104-9279	1	Decal Diagnostics, Portugese
1	104-9274	1	Decal Diagnostics, French
1	104-9275	1	Decal Diagnostics, German
1	104-9272	1	Decal Diagnostics, Dutch
2	85-4750	1	Diagnostic Display Box

Ref. No.	Part No.	Qty.	Description

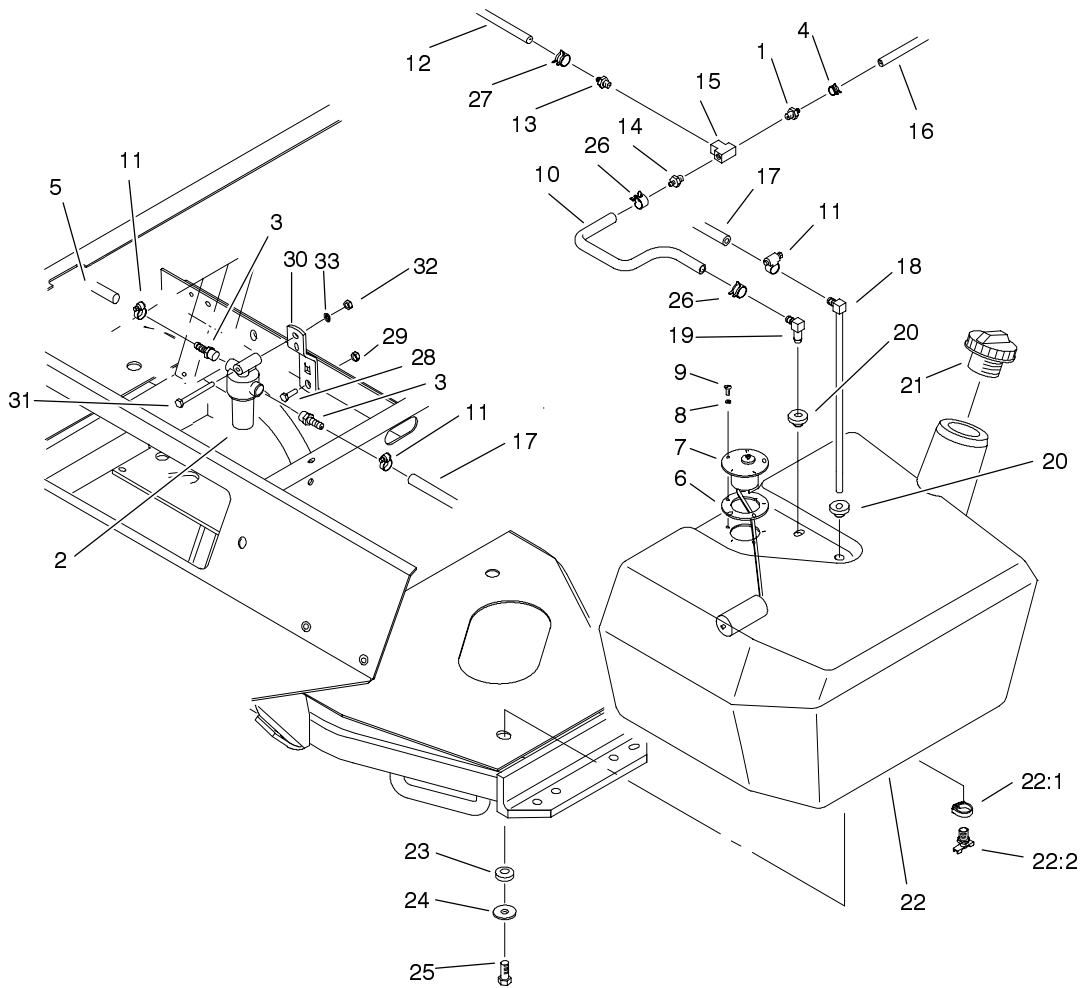


Sheet No.:8

Hydraulic Filter and Reservoir Assembly

Ref. No.	Part No.	Qty.	Description
1	104-9254	1	Tank-Oil
2	68-6150	1	Breather-Air
3	61-2790	1	Filter-Screen
4	94-9411	1	Dipstick
5	354-73	1	Fitting
5:1	237-81	1	O-Ring
6	93-7498	1	Plug-Plastic
7	340-8	2	Adapter
7:1	237-65	2	O-Ring
7:2	237-81	2	O-Ring
8	340-87	1	Fitting-45 DEG
8:1	237-22	1	O-Ring
8:2	237-42	1	O-Ring
9	99-6932	1	Fitting-Barb, Hose
10	321-23	2	Screw-HH
11	92-9098	1	Manifold - Tank
12	3296-42	2	Nut-Lock NI
13	354-74	1	Fitting
13:1	237-81	1	O-Ring
14	340-77	1	Fitting-90 DEG
14:1	237-22	1	O-Ring
14:2	237-42	1	O-Ring
15	2412-34	3	Clamp-Hose
16	75-5720	1	Hose - Return
17	75-6870	1	Hose-Inlet, Pump
19	104-7546	1	Strainer-Tank

Ref. No.	Part No.	Qty.	Description
19:1	340-136	1	O-Ring
20	2412-93	2	R-Clamp
21	75-1300	1	Oil Filter ASM
21:1	75-1310	1	Filter Element
22	32144-10	2	Screw-HWH
23	340-139	1	Fitting-HYD, 90 DEG
23:1	237-81	1	O-Ring
23:2	237-65	1	O-Ring
24	33105-025	3	Screw-HHF
25	63-8410	3	Washer
26	75-6130	1	Hose
27	240-11	3	Grommet-Mount, Tank
28	3256-24	2	Washer-Flat
29	3253-21	2	Washer-Lock
30	323-4	2	Screw-HH
31	353-550	1	Plug-HYD
31:1	237-79	1	O-Ring
32	340-82	2	Adapter
32:1	237-42	1	O-Ring
32:2	237-21	1	O-Ring
33	100-3739	1	Hose Assembly-Drain, Return
34	93-7499	1	Gasket
35	237-101	1	O-Ring
36	93-7588	1	Cover - Tank



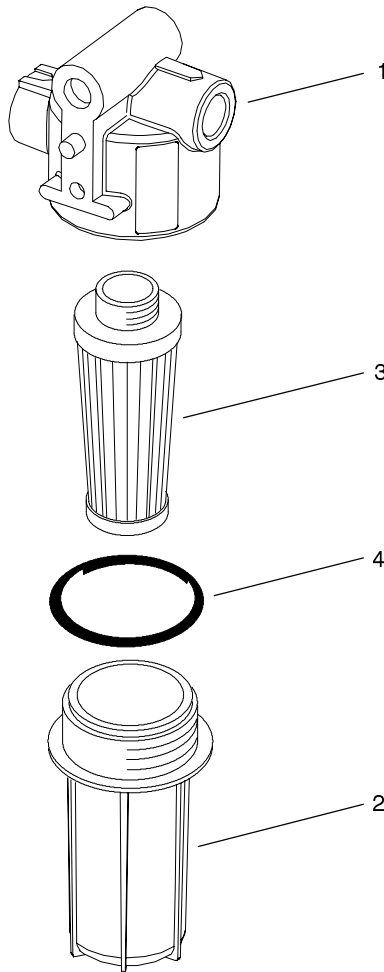
Sheet No.:9

Fuel Tank Assembly

Ref. No.	Part No.	Qty.	Description
1	304-73	1	Connector-Hose
2	99-8351	1	Filter - Fuel, Inline
3	353-783	2	Fitting-Pump
4	2412-98	1	Clamp
5	63-7610	1	Hose-Fuel
6	62-7650	1	Gasket
7	63-7640	1	Sender-Fuel
8	3253-15	5	Washer-Lock/Sp
9	32122-24	5	Screw-Pth
10	93-2042	1	Hose - Fuel
11	2412-108	4	Clamp-Worm
12	75-4700	1	Hose-Fuel
13	354-22	1	Fitting-Barb
14	354-21	1	Fitting-Barb
15	354-20	1	Fitting-Tee
16	98-9338	1	Hose - Fuel
17	95-4276	1	Hose - Fuel
18	66-8121	1	Standpipe
19	46-6550	1	Fitting-HYD, 90
20	46-6560	2	Bushing
21	93-3102	1	Cap-Fuel
22	104-0084	1	Tank - Fuel
22:1	2412-36	1	Clamp-Hose
22:2	304-46	1	Draincock
23	240-11	3	Grommet-Mount, Tank

Ref. No.	Part No.	Qty.	Description
24	63-8410	3	Washer
25	33105-025	3	Screw-HHF
26	92-2379	2	Clamp-Hose
27	2412-146	2	Clamp-Hose
28	322-4	1	Screw-HH
29	3296-29	1	Nut-Lock
30	98-9748	1	Bracket-Support, Filter
31	321-18	1	Screw-HH
32	3296-42	1	Nut-Lock NI
33	3256-22	1	Washer-Flat
*34	3290-378	1	Tie-Cable

* Not illustrated



2 — 2 & 4

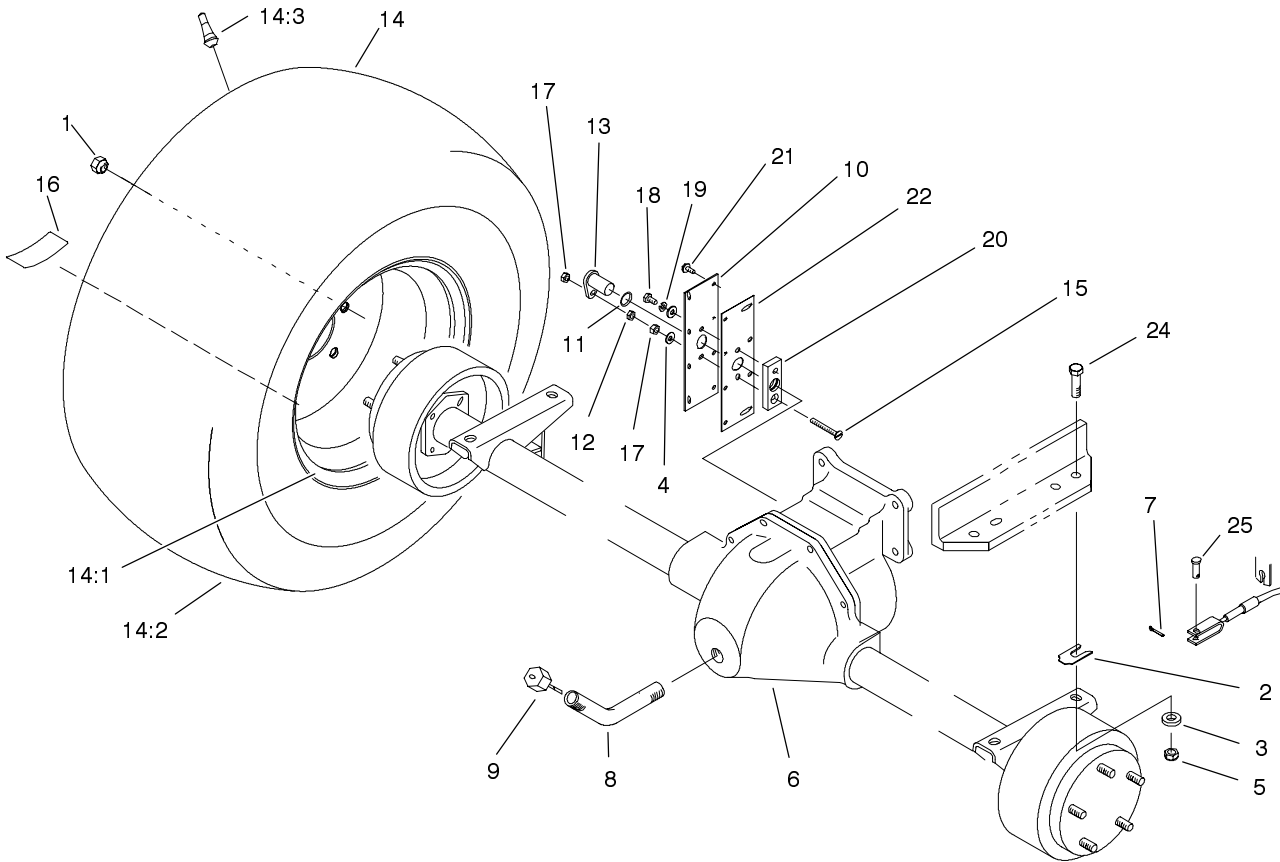
3 — 3 & 4

Sheet No.:A4
T-3100

Fuel Filter Assembly No. 99-8351

Ref. No.	Part No.	Qty.	Description
1	99-8356	1	Kit - Head W/Label
2	99-8357	1	Kit-Bowel
3	99-8358	1	Kit-Element
4	99-8359	1	O-Ring Replacement

Ref. No.	Part No.	Qty.	Description



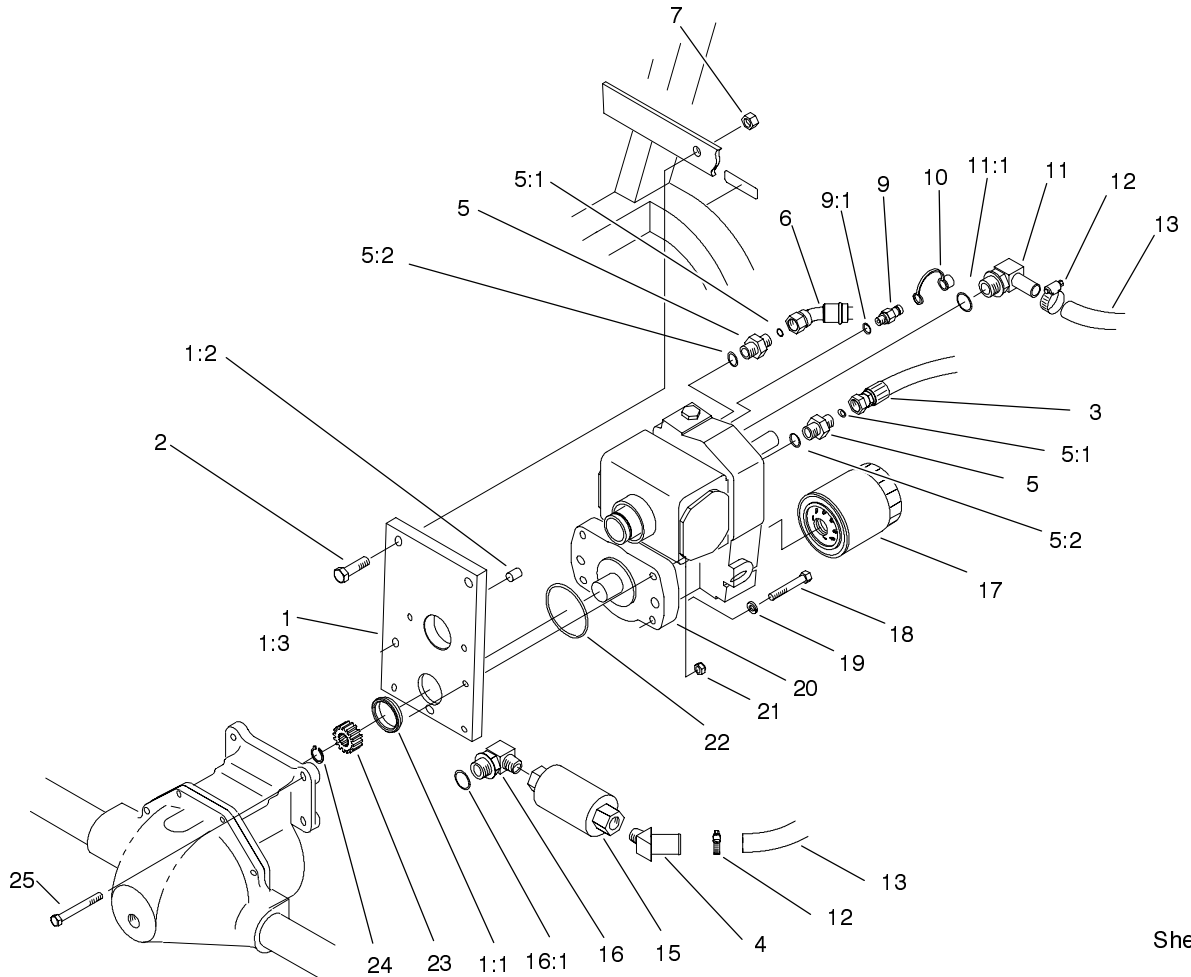
Sheet No.:10

Front Axle Assembly

Ref. No.	Part No.	Qty.	Description
1	23-7270	10	Nut-Wheel
2	42-6080	5	Shim-Axle
3	66-6480	4	Washer
4	3256-22	2	Washer-Flat
5	3296-48	4	Nut-Lock NI
6	99-6981-03	1	Drive Axle
7	3272-10	2	Pin-Cotter
8	75-6850	1	Tube-Fill, Oil
9	27-3710	1	Dipstick
10	85-4330	1	Cover-Gear
11	237-181	1	O-Ring
12	3218-1	1	Nut-Jam
13	85-4350	1	Sensor - Geartooth
☆14		2	Wheel And Tire ASM
14:1	99-6984	1	Wheel ASM
14:2	98-2373	1	Tire
14:3	232-27	1	Stem-Valve
15	32108-9	1	Screw-FH
16	76-8730	2	Decal-Torque, Wheel
17	3296-56	2	Nut-Lock, NI
18	321-2	1	Screw-HH
19	3253-3	1	Washer-Lock
20	85-4340	1	Plate-Sensor Mounting
21	32144-112	8	Screw-HWHTF
22	92-5797	1	Gasket - Axle

Ref. No.	Part No.	Qty.	Description
24	324-7	4	Screw-HH
25	283-58	2	Pin-Clevis

☆ Not serviced

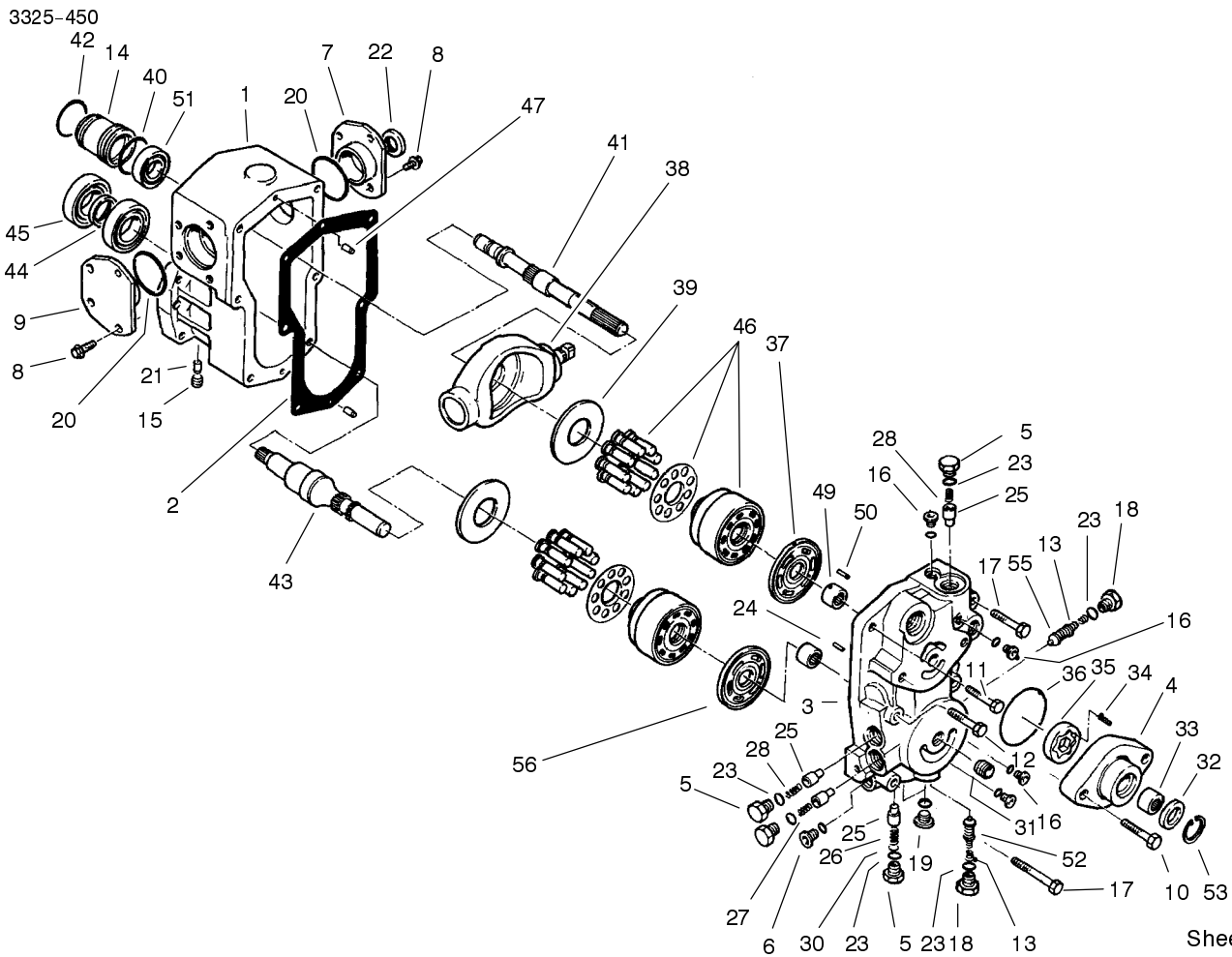


Sheet No.:11

Transmission Assembly

Ref. No.	Part No.	Qty.	Description
1	92-4846	1	Transmission Support ASM
1:1	75-3110	1	Transmission Collar
1:2	92-4808	1	Sleeve-Transmission
1:3	92-4809	1	Transmission Support
2	325-7	2	Screw-HH
3	93-0075	1	Hose ASM
4	354-72	1	Fitting
5	340-3	2	Adapter
5:1	237-22	1	O-Ring
5:2	237-79	1	O-Ring
6	93-0076	1	Hose ASM
7	3296-23	2	Nut-Lock, NI
9	354-77	1	Fitting-Quick
9:1	237-78	1	O-Ring
10	354-79	1	Cap - Fitting, Yellow
11	75-4720	1	Fitting-Line, Suction
11:1	237-81	1	O-Ring
12	2412-129	2	Clamp-Hose
13	75-6350	1	Hose
15	75-6340-03	1	Filter
16	354-75	1	Fitting
16:1	237-81	1	O-Ring
17	75-1330	1	Element-Filter
18	323-12	2	Screw-HH
19	3253-21	2	Washer-Lock

Ref. No.	Part No.	Qty.	Description
20	75-0012	1	Transmission
21	3296-39	2	Nut-Lock, NI
22	237-161	1	O-Ring
23	86-7220	1	Gear-Pinion
24	32151-62	1	Ring-Retaining
25	323-20	2	Screw-HH



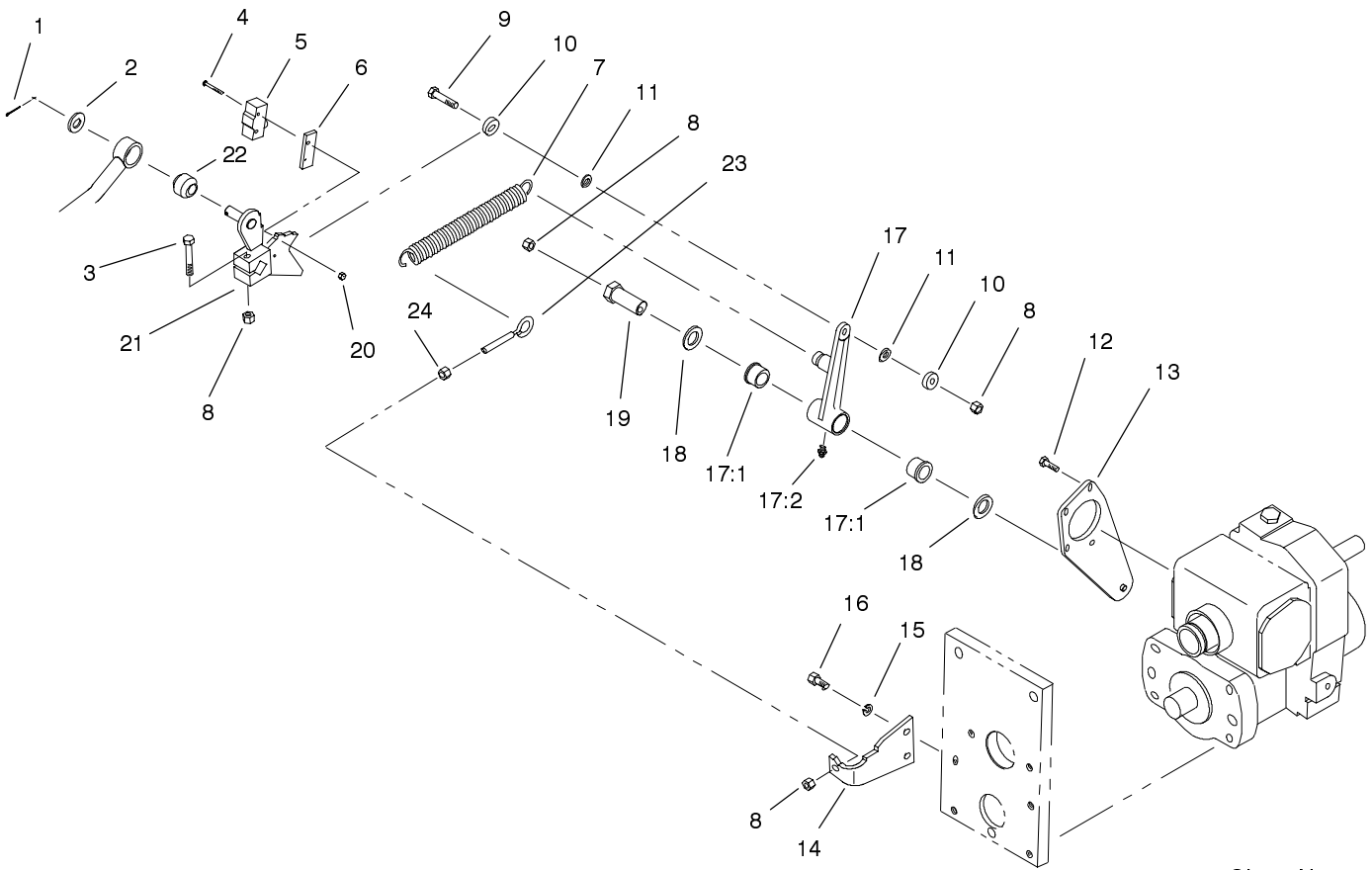
Sheet No.:A5

T-1006

Transmission Assembly No. 75-0012

Ref. No.	Part No.	Qty.	Description
1	75-0020	1	Housing
2	75-0030	1	Gasket-Housing
3	75-0040	1	Section-Center
4	83-4780	1	Housing-Pump, Charge
5	75-0060	4	Plug
6	75-0070	1	Plug
7	86-7520	1	RH Trunnion Cover ASM
8	75-0090	8	Capscrew-HH
9	86-7530	1	LH Trunnion Cover ASM
10	75-0110	2	Capscrew-HH
11	75-0120	1	Capscrew-HH
12	75-0130	3	Capscrew-HH
13	75-0140	1	Spring-Conical
14	75-0150	1	Guide-Seal
15	75-0160	1	Plug-Pipe
16	75-0170	4	Plug-Thread, Straight
17	75-0180	2	Capscrew-HH
18	75-0190	2	Plug-Special
19	75-0200	2	Plug-Thread, Straight
20	75-0210	2	O-Ring
21	75-0220	2	Pin
22	75-0230	1	Seal-Lip
23	75-0240	6	O-Ring

Ref. No.	Part No.	Qty.	Description
24	75-0250	1	Spring
25	75-0260	4	Valve - Relief
26	75-0270	1	Spring
27	75-0280	1	Spring
28	75-0290	2	Spring
30	75-0310	1	Shim
31	75-0320	1	Nipple
32	75-0330	1	Seal-Lip
33	75-0340	1	Bearing-Needle
34	75-0350	1	Pin
35	75-0360	1	Gerotor
36	75-0370	1	O-Ring
37	75-0380	1	Plate-Valve
38	75-0390	1	Plate-Swash
39	75-0400	2	Plate-Thrust
40	75-0410	1	O-Ring
41	86-7540	1	Shaft-Pump
42	75-0430	1	Ring-Retaining
43	75-0440	1	Shaft-Motor
44	75-0450	1	Collar
45	75-0460	2	Bearing-Ball
46	75-0470	2	Kit-Block, Cylinder
47	75-0480	2	Pin
49	75-0500	2	Bearing-Needle
50	75-0510	1	Pin
51	75-0520	1	Bearing-Ball

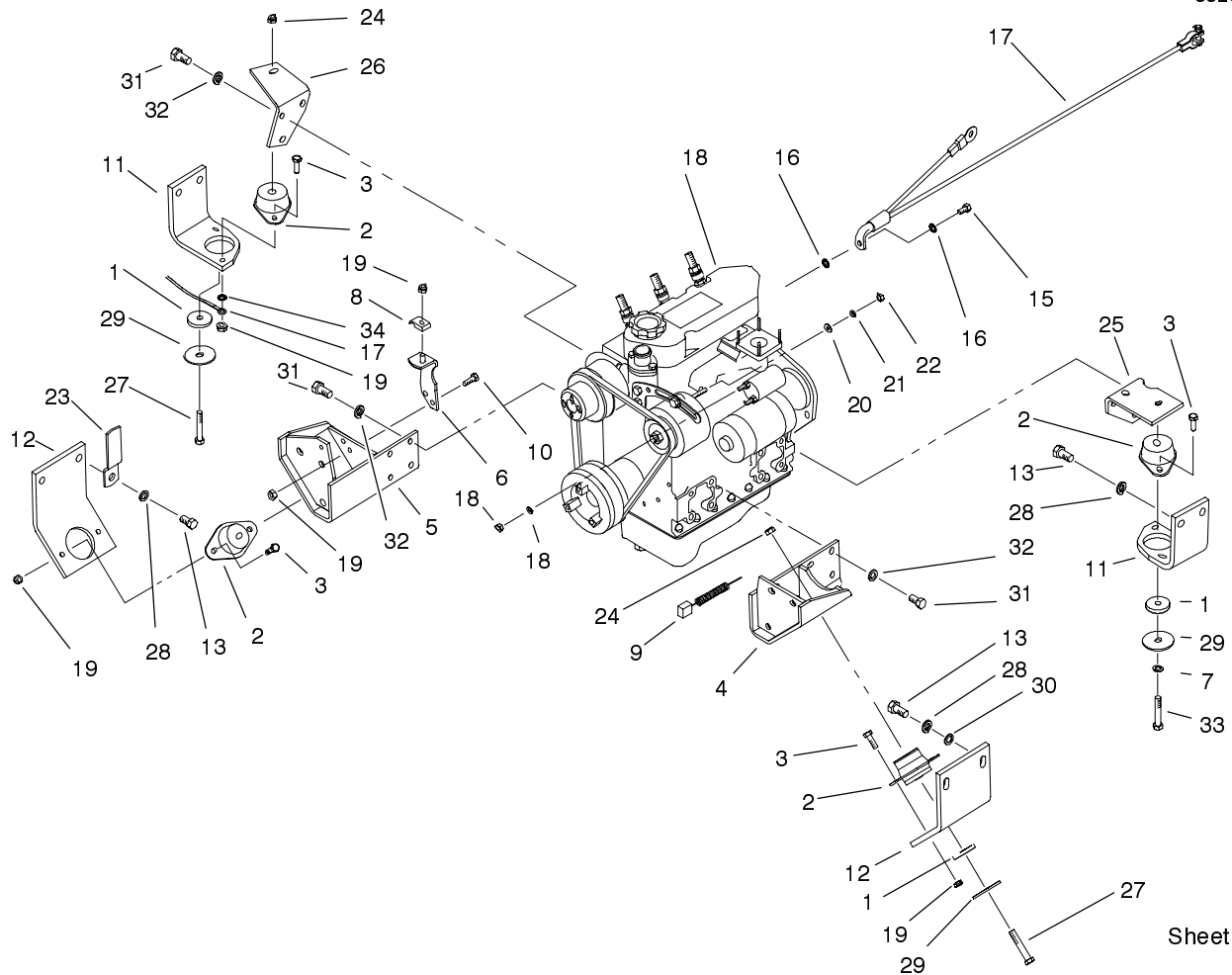


Sheet No.:12

Traction Control Assembly

Ref. No.	Part No.	Qty.	Description
1	3272-10	1	Pin-Cotter
2	3256-26	1	Washer-Flat
3	322-10	1	Screw-HH
4	32105-21	2	Screw-HH
5	29-6162	1	Switch-Micro
6	75-4130	1	Plate-Switch
7	76-9430-03	1	Spring-Extention
8	3296-29	4	Nut-Lock
9	322-7	1	Screw-HH
10	251-307	2	Bearing-Ball
11	75-5470	2	Spacer-Bearing
12	32144-22	4	Screw
13	104-1480-03	1	Traction Plate ASM
14	85-9900-03	1	Plate-Anchor, Spring
15	3253-4	2	Washer-Lock
16	322-3	2	Screw-HH
17	92-2581	1	Neutral Switch Arm ASM
17:1	256-113	2	Bushing-Flange
17:2	302-5	1	Fitting-Grease
18	3-6498	2	Washer-Thrust
19	76-8640	1	Stud - Traction
20	3296-9	2	Nut-Lock NI
21	75-4100-03	1	Control-Pump
22	23-2270	1	Bushing-Rubber

Ref. No.	Part No.	Qty.	Description
23	85-9910	1	Eyebolt
24	3217-6	1	Nut-Hex

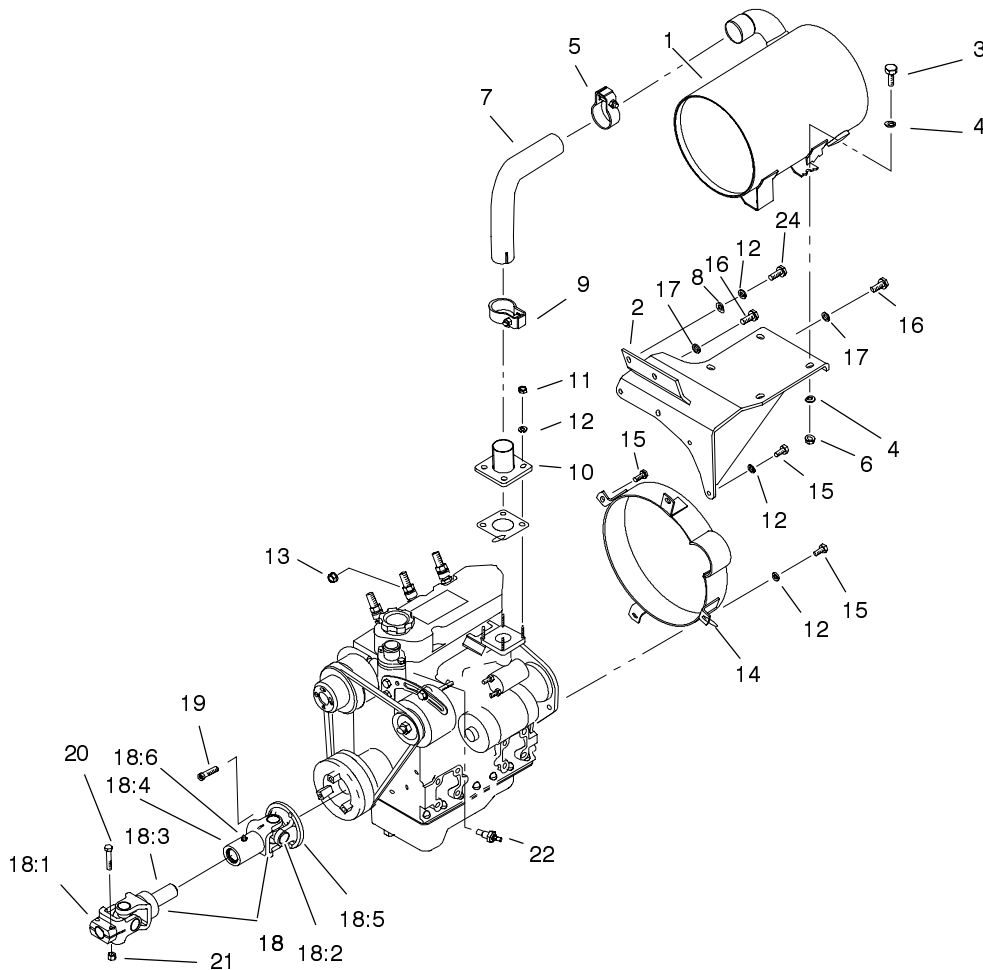


Sheet No.:14

Engine Installation Assembly

Ref. No.	Part No.	Qty.	Description
1	83-1050	4	Spacer
2	83-1030	4	Mount-Engine
3	322-5	8	Screw-HH
4	98-4539-03	1	Bracket-Engine Mount, LH
5	98-4543-03	1	Bracket-Engine Mount, RH
6	98-9749	1	Plate - Throttle
7	3253-21	1	Washer-Lock
8	3-6657	1	Clip-Skid
9	99-3441	1	Harness - Wire, Fusible Link
10	322-4	2	Screw-HH
11	98-4513-03	2	Bracket-Engine, Rear
12	93-0095-03	2	Bracket-Engine, Front
13	3213-2	8	Screw-HH
15	98-9322	1	Bolt-HH, Metric
16	3255-9	2	Washer-Lock/Ext
17	98-4598	1	Cable-Battery, Negative
18	42-9850	1	Washer-Lock, Spring
18	99-8981	1	Engine-Kubota, Turbo
18	57-6390	1	Nut-Jam
19	3296-29	11	Nut-Lock
20	3256-78	1	Washer-Flat
21	43-5930	1	Washer-Spring

Ref. No.	Part No.	Qty.	Description
22	48-7890	1	Nut
23	98-4594	1	Clamp - Retainer
24	32128-36	3	Nut-HF
25	98-4515-03	1	Bracket-Rear Engine, LH
26	98-4514-03	1	Bracket-Rear Engine, RH
27	323-12	3	Screw-HH
28	3253-7	8	Washer-Lock
29	87-5100	4	Washer - Snubbing
30	3256-40	4	Washer-Flat
31	43-0090	14	Screw-HH
32	42-9600	14	Lockwasher-Spring
33	323-10	1	Screw-HH
34	3255-8	1	Washer-Lock/Ext

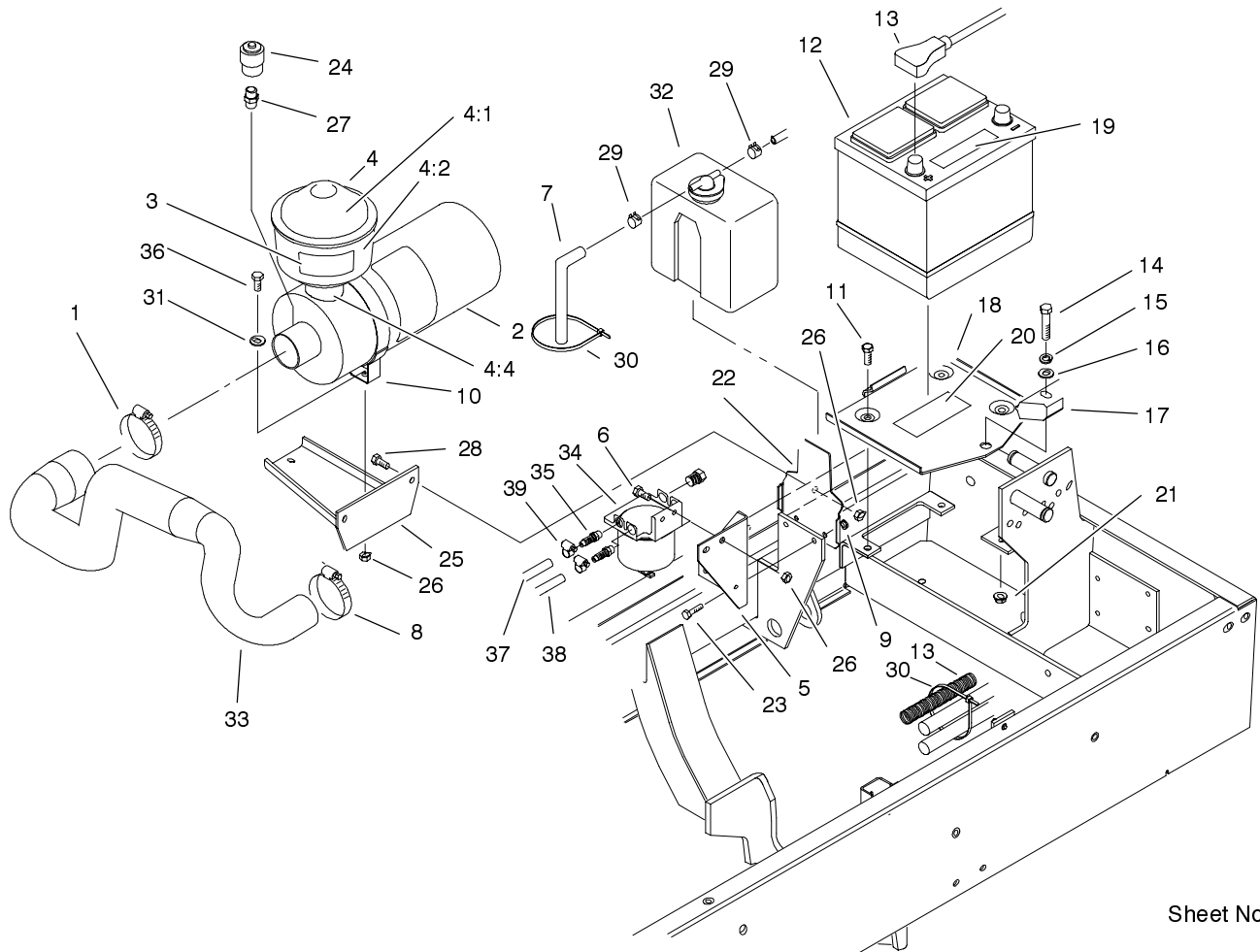


Sheet No.:15

Muffler and Pump Drive Assembly

Ref. No.	Part No.	Qty.	Description
1	98-9794	1	Muffler - Exhaust
2	98-4555-03	1	Bracket-Muffler
3	323-7	4	Screw-HH
4	3256-4	8	Washer-Flat
5	98-9310	1	Clamp - Muffler
6	3296-39	4	Nut-Lock, NI
7	98-4524	1	Tube-Exhaust
8	3256-23	2	Washer-Flat
9	98-9309	1	Clamp - Muffler
10	98-4527	1	Pipe-Exhaust, Engine
11	33014-00	4	Nut-Hex
12	42-9850	10	Washer-Lock, Spring
13	33024-00	1	Nut-Lock
14	98-4564-03	1	Guard - Flywheel,
15	33114-025	5	Screw-HH
16	43-0090	2	Screw-HH
17	42-9600	2	Lockwasher-Spring
18	98-4593	1	Driveshaft ASM
18:1	98-9768	1	Yoke
18:2	98-9766	2	Kit - Universal Joint
18:3	98-9765	1	Yoke & Shaft
18:4	98-9767	1	Tube - Yoke Series 6
18:5	98-9769	1	Flange - Yoke Series 6
18:6	302-5	3	Fitting-Grease
19	98-9322	3	Bolt-HH, Metric

Ref. No.	Part No.	Qty.	Description
20	322-9	2	Screw-HH
21	3296-29	2	Nut-Lock
22	98-9346	1	Sender - Temperature
24	33114-020	2	Screw-HH

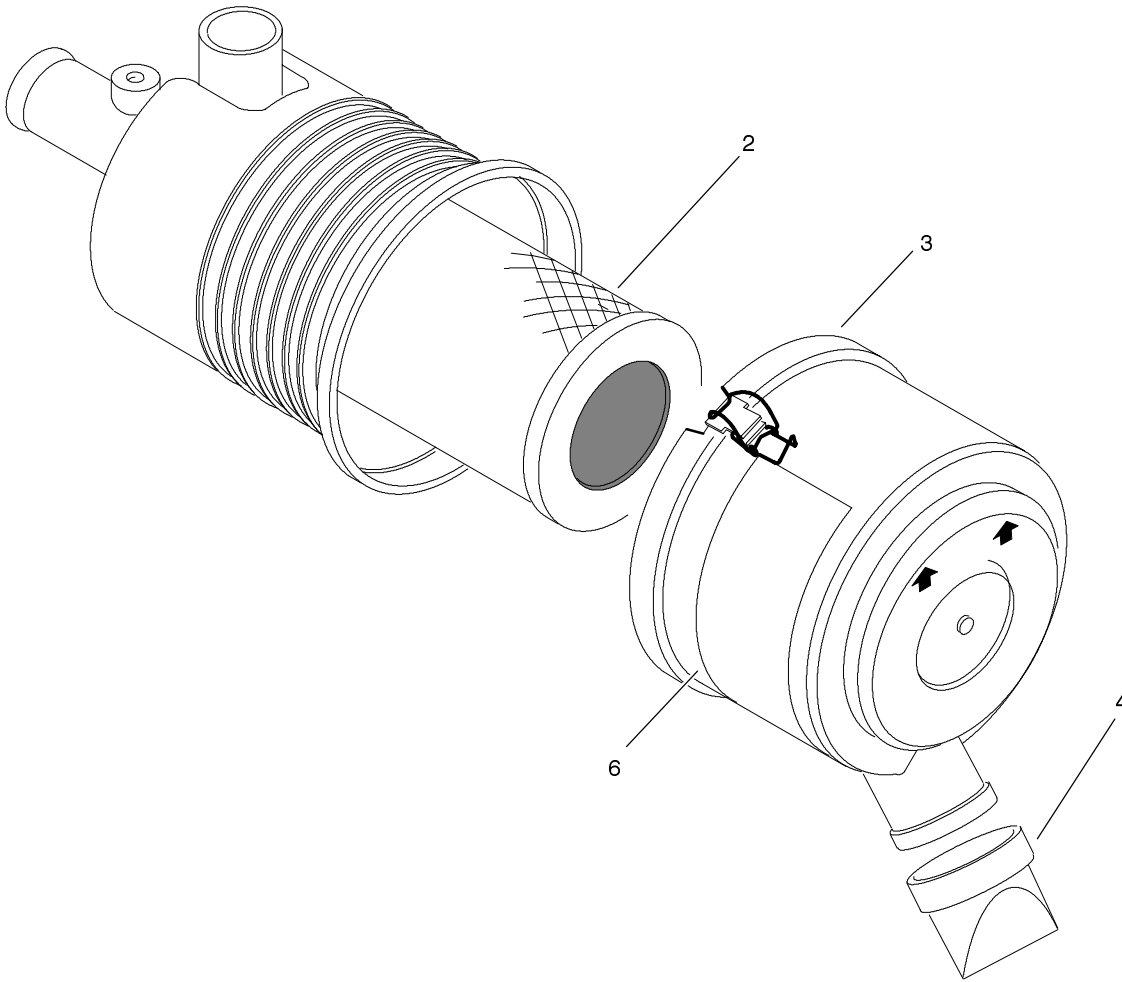


Sheet No.:16

Engine Components Assembly

Ref. No.	Part No.	Qty.	Description	Ref. No.	Part No.	Qty.	Description
1	2412-42	1	Clamp-Hose	22	98-4576-03	1	Bracket-Reservoir, Water
2	98-4517	1	Air Cleaner ASM	23	321-5	2	Screw-HH
3	93-6692	1	Decal-Fluid, Starting	24	93-9164	1	Indicator - Mini
4	48-7430	1	Precleaner	25	98-4518-03	1	Bracket-Cleaner, Air
4:1	33-1260	1	Cover ASM	26	3296-29	6	Nut-Lock
4:2	33-1270	1	Bowl-Clear	27	94-1416	1	Adapter-Indicator ASM
*4:3	62-6300	1	Sleeve ASM	28	322-5	2	Screw-HH
4:4	94-6873	1	Clamp	29	92-2379	2	Clamp-Hose
5	98-4578-03	1	Bracket-Filter, Fuel	30	3290-378	2	Tie-Cable
6	3234-29	2	Screw-HHF	31	3256-23	2	Washer-Flat
7	63-7630	1	Hose	32	98-9323	1	Bottle-Overflow, Water
8	2412-92	1	Clamp-Hose	33	98-4509	1	Hose - Air Cleaner
9	32128-33	2	Nut-HF	34	98-9305	1	Filter-Water/Fuel
10	98-4525	1	Bracket-Cleaner, Air	35	353-783	2	Fitting-Pump
11	322-4	3	Screw-HH	36	322-6	2	Screw-HH
12	66-2750	1	Battery	37	71-3381	1	Hose-Fuel
13	104-0086	1	Cable-Battery, Positive	38	95-4275	1	Hose - Fuel
14	323-9	1	Screw-HH	39	2412-108	4	Clamp-Worm
15	3253-21	1	Washer-Lock	*99	3290-379	1	Tie-Cable
16	3256-24	1	Washer-Flat				
17	66-2490	1	Retainer-Battery				
18	94-7343	1	Battery Base ASM				
19	93-6668	1	Decal - Battery				
20	93-7276	1	Decal-Danger				
21	32128-20	1	Nut-HF				

* Not illustrated

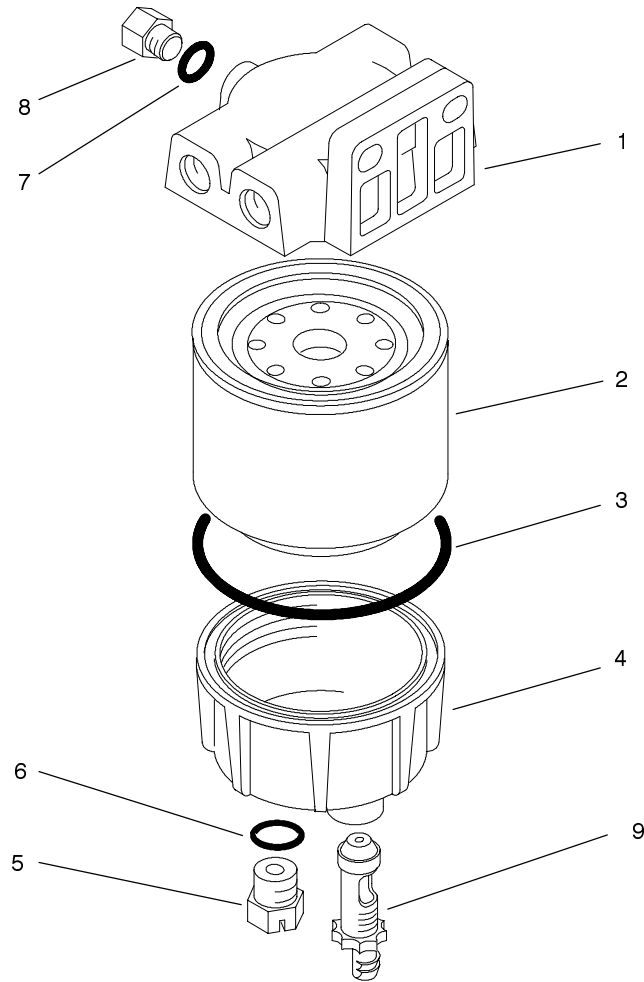


Sheet No.:B2
T-2903

Air Cleaner Assembly No. 98-4517

Ref. No.	Part No.	Qty.	Description
2	98-9763	1	Element ASM
3	98-9771	1	Cover ASM
4	94-1414	1	Valve-Vacuator
6	98-9788	1	Decal - Instruction

Ref. No.	Part No.	Qty.	Description

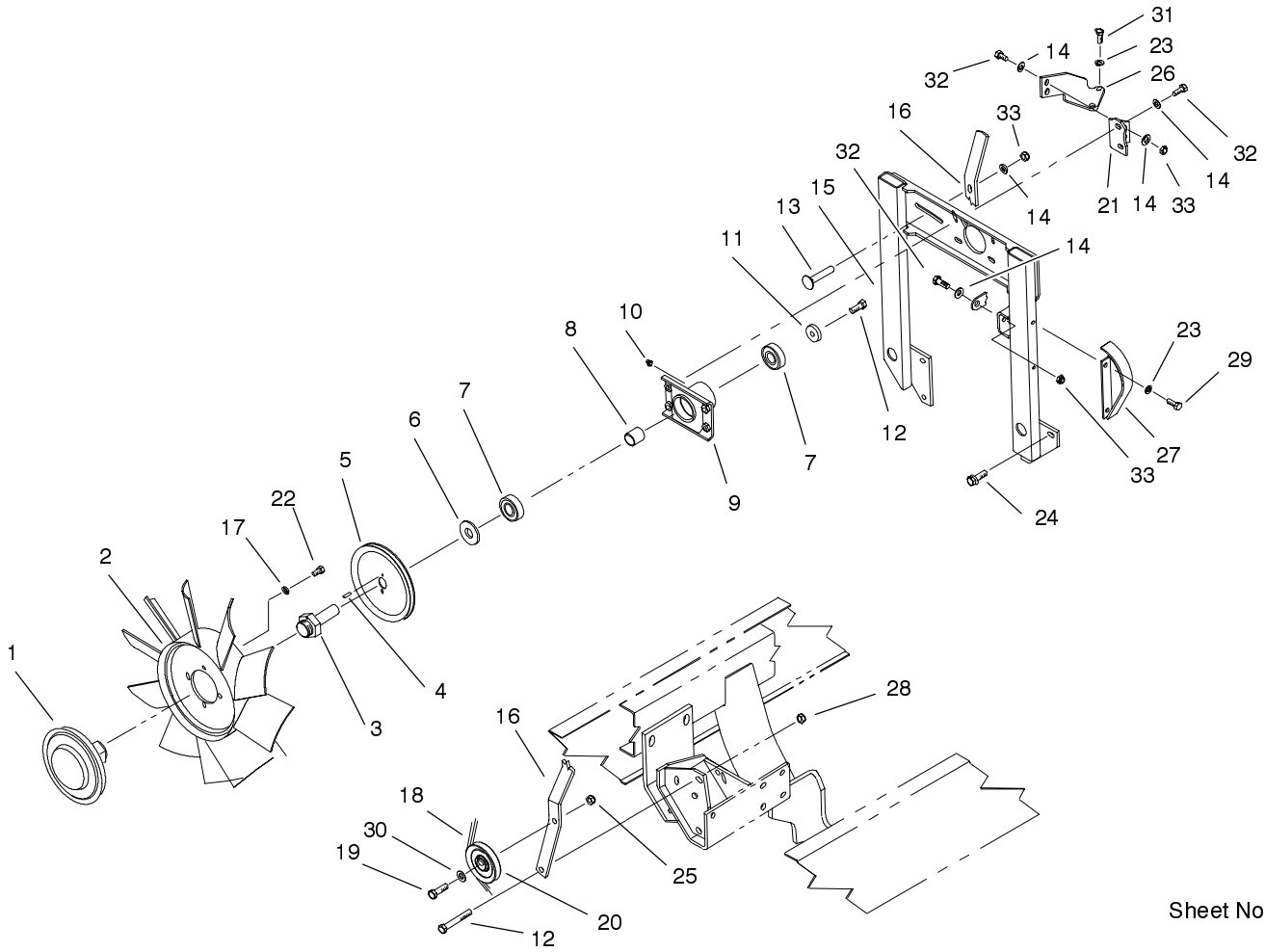


Sheet No.:B3
T-3330

Water/Fuel Separator Assembly No. 98-9305

Ref. No.	Part No.	Qty.	Description
1	98-9772	1	Head - Filter
2	98-9764	1	Element-On, Spin
3	98-9774	1	O-Ring-Base, Filter
4	98-9775	1	Base - Filter
5	98-9773	1	Plug - Base, Filter
6	237-42	1	O-Ring
7	237-78	1	O-Ring
8	98-9776	1	Plug-Filter, Head
9	98-9777	1	Drain Valve ASM

Ref. No.	Part No.	Qty.	Description

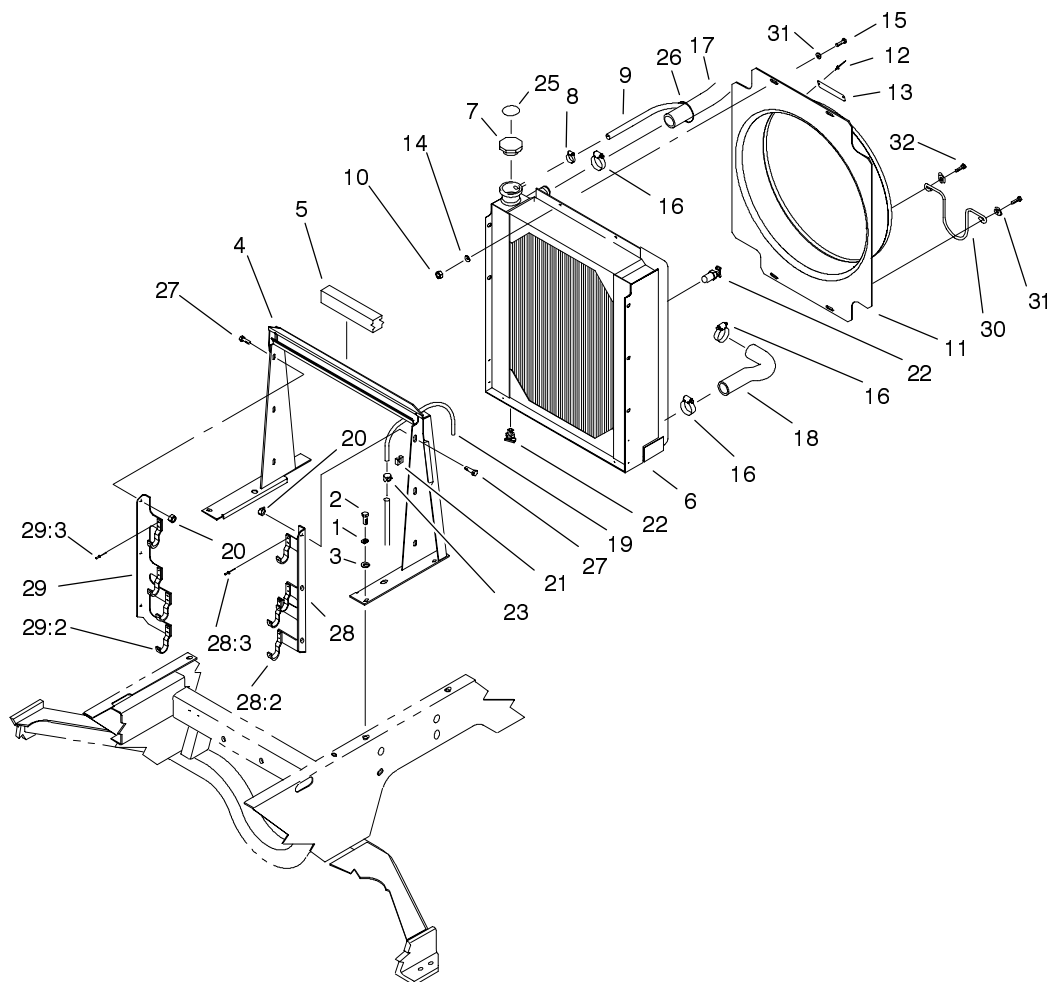


Sheet No.:17

Fan Drive Assembly

Ref. No.	Part No.	Qty.	Description
1	74-5520	1	Clutch - Fan
2	75-3780	1	Fan-Engine
3	75-6380	1	Shaft - Fan
4	104-9312	2	Pin-Grooved
5	98-9743	1	Pulley - Drive, Fan
6	104-9259	1	Washer-Thrust
7	251-318	2	Bearing
8	104-0001	1	Spacer
9	75-4450-03	1	Hub
10	302-2	1	Fitting-Grease
11	67-1630	1	Spacer
12	323-6	2	Screw-HH
13	3230-2	1	Screw-CARR
14	3256-23	9	Washer-Flat
15	98-4530-03	1	Support-Fan
16	98-4575-03	1	Lever-Idler, Fan
17	3253-4	4	Washer-Lock
18	98-9744	1	Belt - Fan
19	323-8	1	Screw-HH
20	63-8140	1	Pulley-Idler
21	98-9740	1	Bracket - Fan, Support
22	322-2	4	Screw-HH
23	42-9850	4	Washer-Lock, Spring
24	3234-29	6	Screw-HHF
25	3296-59	1	Nut-Lock NI

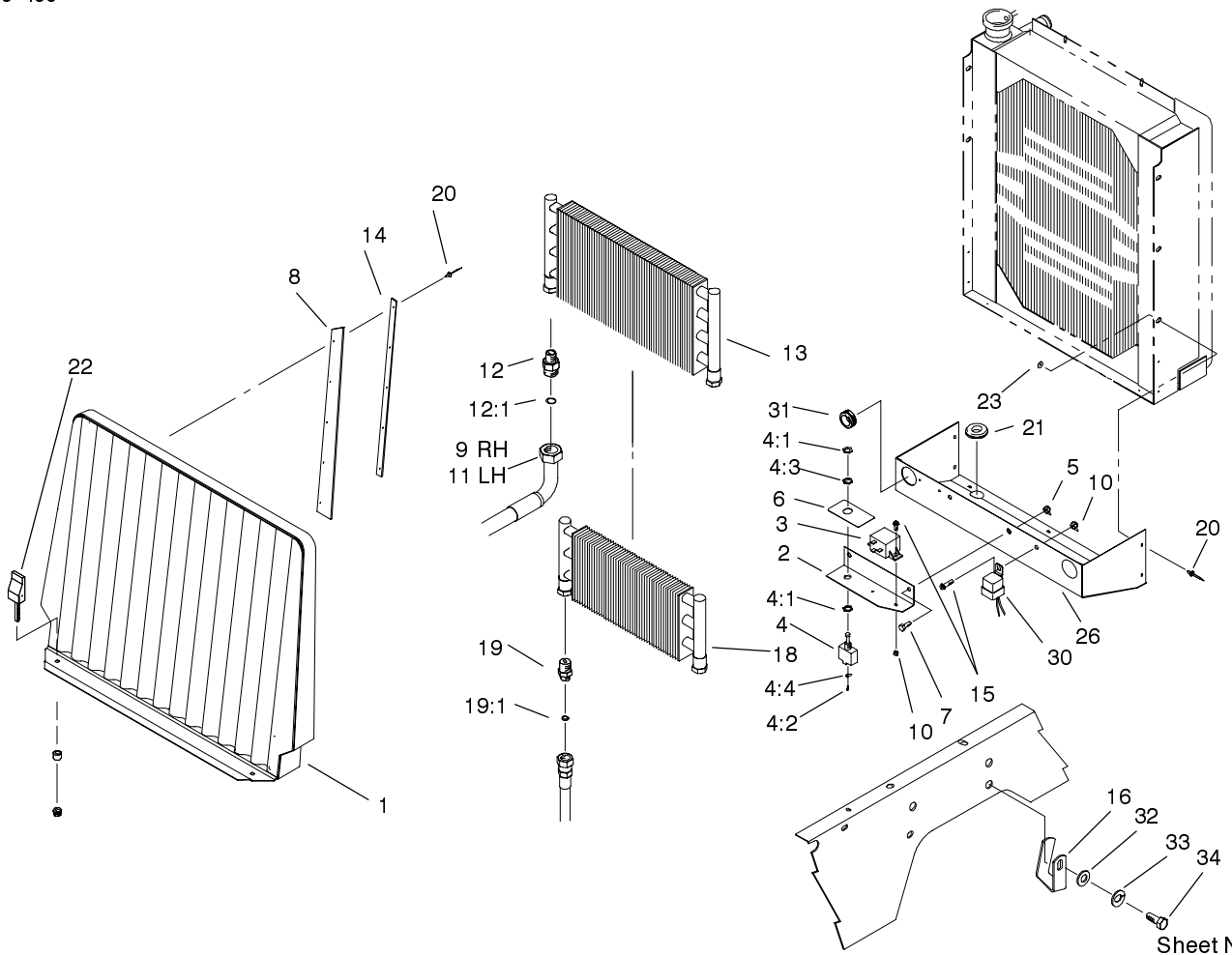
Ref. No.	Part No.	Qty.	Description
26	98-9741	1	Bracket - Mount, Fan
27	98-4561-03	1	Shield-Alternator
28	3296-39	1	Nut-Lock, NI
29	32144-14	2	Screw-HWH
30	3256-24	1	Washer-Flat
31	33114-016	2	Screw-HH
32	322-4	7	Screw-HH
33	3296-29	4	Nut-Lock



Sheet No.:18

Radiator Assembly

Ref. No.	Part No.	Qty.	Description	Ref. No.	Part No.	Qty.	Description
1	3253-4	4	Washer-Lock	25	93-7840	1	Decal-Cap, Radiator
2	322-5	4	Screw-HH	26	3290-379	1	Tie-Cable
3	3256-23	4	Washer-Flat	27	3234-5	6	Screw-HHF
4	98-9317-03	1	Support-Radiator	28	99-6991	1	LH Cooler Mount ASM
5	93-0005	1	Strip-Foam, Radiator Top	28:2	75-0930	4	Hook - Cooler Mount
6	98-4507	1	Radiator	28:3	3269-15	8	Rivet
7	66-3240	1	Cap-Radiator	29	99-6994	1	RH Cooler Mount ASM
8	92-2379	1	Clamp-Hose	29:2	75-0930	4	Hook - Cooler Mount
9	75-2851	1	Hose - Expansion Tank	29:3	3269-15	8	Rivet
10	3296-42	4	Nut-Lock NI	30	104-1448	1	Hoop-Driveline
11	98-4571	1	Shroud - Fan	31	3256-55	4	Washer-Flat
12	3290-271	2	Rivet-Pop	32	321-6	2	Screw-HH
13	98-9335	1	Plate-Warning, Fan				
14	3256-22	4	Washer-Flat				
15	321-4	2	Screw-HH				
16	2412-34	4	Clamp-Hose				
17	98-4511	1	Hose-Radiator, Upper				
18	98-4508	1	Hose - Radiator, Lower				
19	66-3180	1	Tube-Vent				
20	32128-20	6	Nut-HF				
21	2412-103	1	Clamp				
22	304-46	1	Draincock				
23	2412-98	1	Clamp				

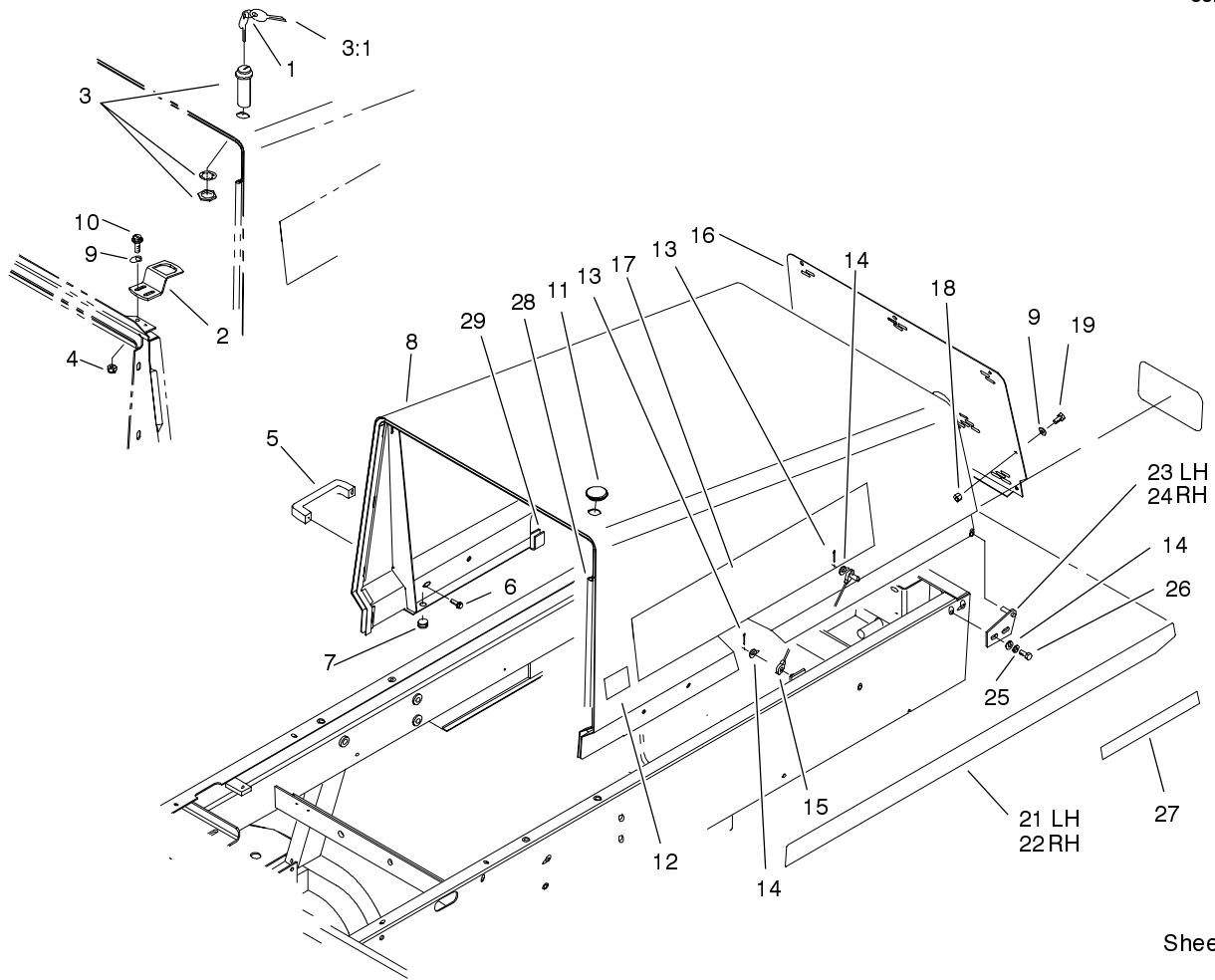


Sheet No.:19

Oil Cooler/Radiator Assembly

Ref. No.	Part No.	Qty.	Description
1	93-0032-03	1	Housing-Screen, Front
2	75-3390-03	1	Bracket-Backlap
3	66-8800	1	Relay
4	99-8352	1	Switch-Backlap, Master
4:1	218-498	2	Locknut-Hex
4:2	218-588	3	Screw
4:3	218-589	1	Washer
4:4	3253-19	3	Washer-Lock/Sp
5	3296-29	2	Nut-Lock
6	93-6684	1	Decal - Backlap
7	322-2	2	Screw-HH
8	93-3623	2	Strip-Sealing, Radiator
9	93-0077	1	Hose ASM
10	3296-42	3	Nut-Lock NI
11	93-0078	1	Hose ASM
12	92-4999	2	Fitting
12:1	237-65	1	O-Ring
13	75-1040	1	Cooler-Oil
14	93-3624-03	2	Plate- Retaining
15	321-4	3	Screw-HH
16	98-3928	2	Clamp-Hose
18	24-0760	1	Cooler ASM
19	340-124	2	Adapter

Ref. No.	Part No.	Qty.	Description
19:1	237-22	1	O-Ring
20	3269-13	15	Rivet-Pop
21	100-3815	2	Grommet-Rubber
22	93-1374	2	Latch - Swell
23	3269-10	5	Washer-Back
26	104-9257-03	1	Shield-Radiator
30	70-1480	1	Relay
31	240-3	2	Grommet-Rubber
32	3256-26	2	Washer-Flat (only on: 03543)
33	3253-7	2	Washer-Lock (only on: 03543)
34	325-5	2	Screw-HH (only on: 03543)

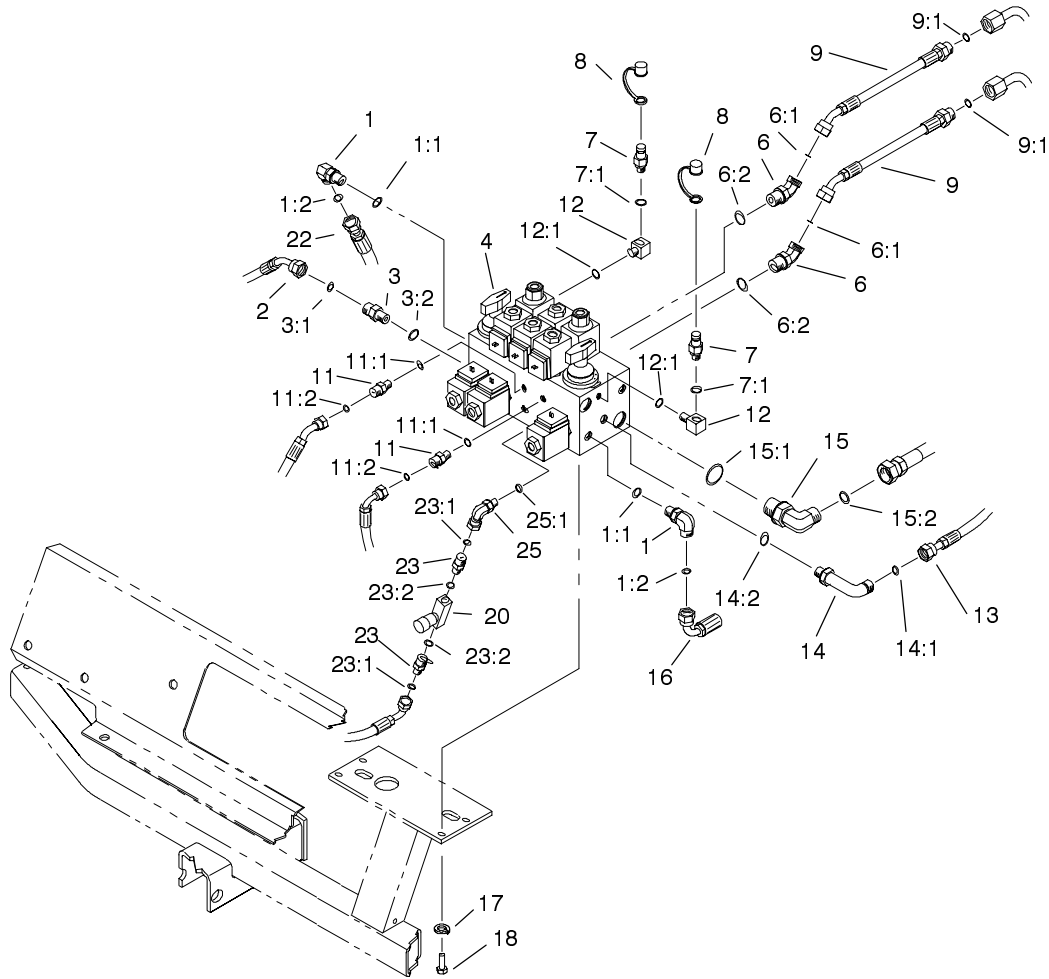


Sheet No.:20

Hood Assembly

Ref. No.	Part No.	Qty.	Description
1	98-9321	1	Ring-Key
2	98-9316	1	Latch - Hood
3	98-9315	1	Latch - Locking
3:1	99-8350	2	Key - Latch, Locking
4	3296-16	2	Nut-Lock, NI
5	65-5100	2	Handle-Door
6	46-8091	4	Screw-HWH
7	237-141	2	Grommet-Rubber
8	98-9746	1	Hood ASM
9	3256-1	9	Washer-Flat
10	321-4	2	Screw-HH
11	98-9314	1	Grommet
12	93-7252	1	Decal-International
13	3272-4	2	Pin-Cotter
14	3256-23	6	Washer-Flat
15	75-0570	1	Cable - Hood
16	98-4573-03	1	Screen - Hood, Rear
17	98-4522	2	Decal - Rm 5400d
18	3296-42	7	Nut-Lock NI
19	321-39	7	Screw-HH
21	92-5751	1	Decal - Hood, LH
22	92-5752	1	Decal - Hood, RH
23	63-6900-01	1	Hood Hinge Plate ASM, LH
24	63-6890-01	1	Hood Hinge Plate ASM, RH

Ref. No.	Part No.	Qty.	Description
25	3253-4	4	Washer-Lock
26	322-5	4	Screw-HH
27	72-3560	1	Decal (only on: 03544)
28	93-0081	1	Strip-Seal
29	99-8975	1	Strip-Seal



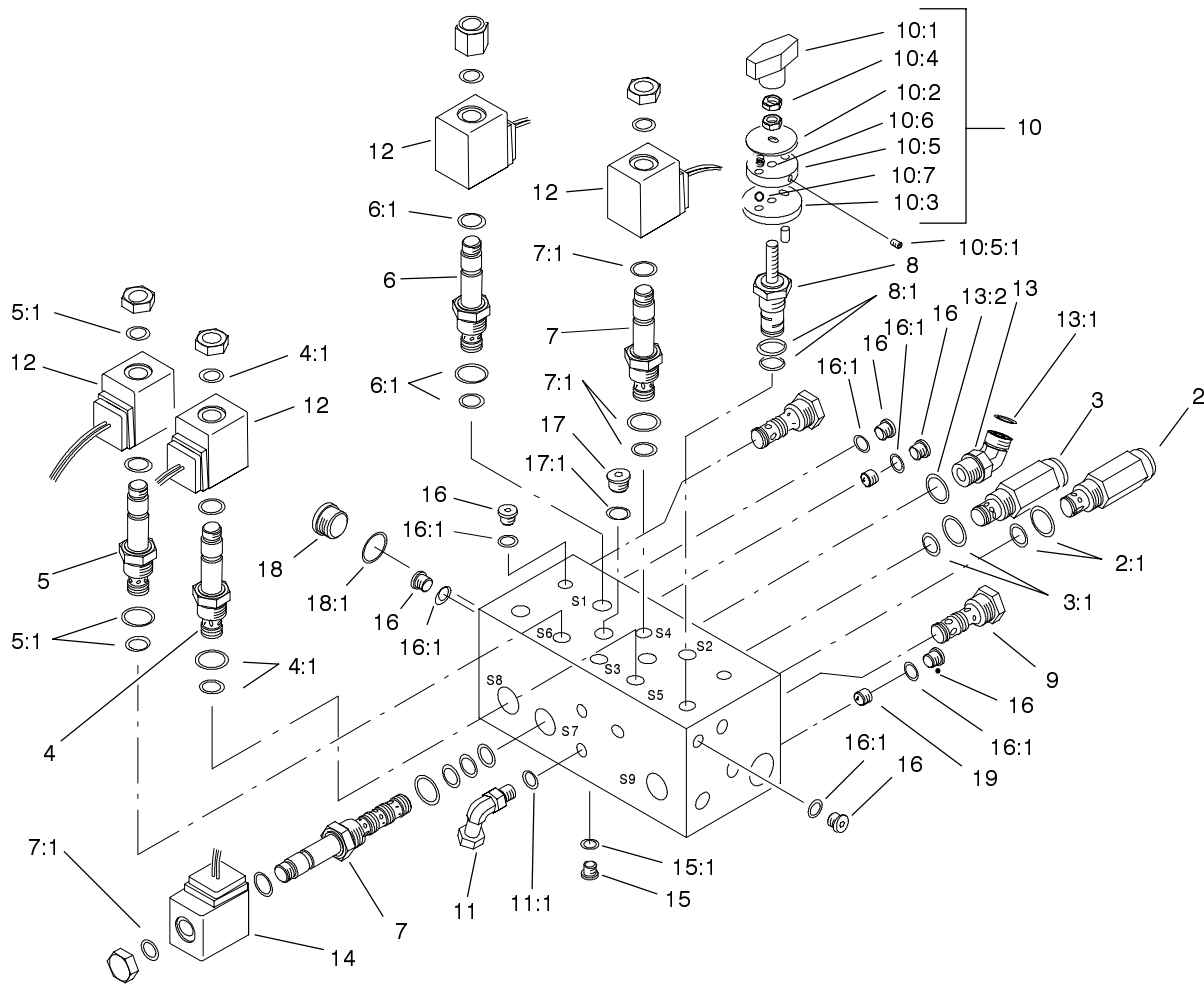
Sheet No.:21

Hydraulic Control Block and Hoses Assembly

Ref. No.	Part No.	Qty.	Description
1	340-98	2	Fitting-HYD,90 DEG
1:1	237-79	2	O-Ring
1:2	237-30	2	O-Ring
2	100-3879	1	Hose ASM-HYD
3	340-4	1	Adapter
3:1	237-30	1	O-Ring
3:2	237-79	1	O-Ring
4	98-4579	1	Hydraulic Manifold ASM
6	340-101	2	Fitting-HYD, 90 DEG
6:1	237-30	2	O-Ring
6:2	237-79	2	O-Ring
7	354-77	2	Fitting-Quick
7:1	237-78	2	O-Ring
8	354-79	2	Cap - Fitting, Yellow
9	86-9190	2	Hose
9:1	237-30	1	O-Ring
11	340-92	2	Fitting
11:1	237-78	1	O-Ring
11:2	237-21	1	O-Ring
12	75-6640	2	Fitting - Special
12:1	237-78	2	O-Ring
13	98-9348	1	Hydraulic Hose ASM
14	98-9781	1	Fitting - 90 DEG, Orfs
14:1	237-30	1	O-Ring
14:2	237-79	1	O-Ring

Ref. No.	Part No.	Qty.	Description
15	340-139	1	Fitting-HYD, 90 DEG
15:1	237-81	1	O-Ring
15:2	237-65	1	O-Ring
16	98-9347	1	Hydraulic Hose ASM
17	3253-4	4	Washer-Lock
18	322-3	4	Screw-HH
20	98-9742	1	Valve-Control, Flow
22	100-3878	1	Hydraulic Hose ASM
23	340-1	2	Adapter
23:1	237-35	1	O-Ring
23:2	237-42	1	O-Ring
*24	3290-378	1	Tie-Cable
25	340-143	1	Elbow - 90 DEG Swivel
25:1	237-78	1	O-Ring

* Not illustrated



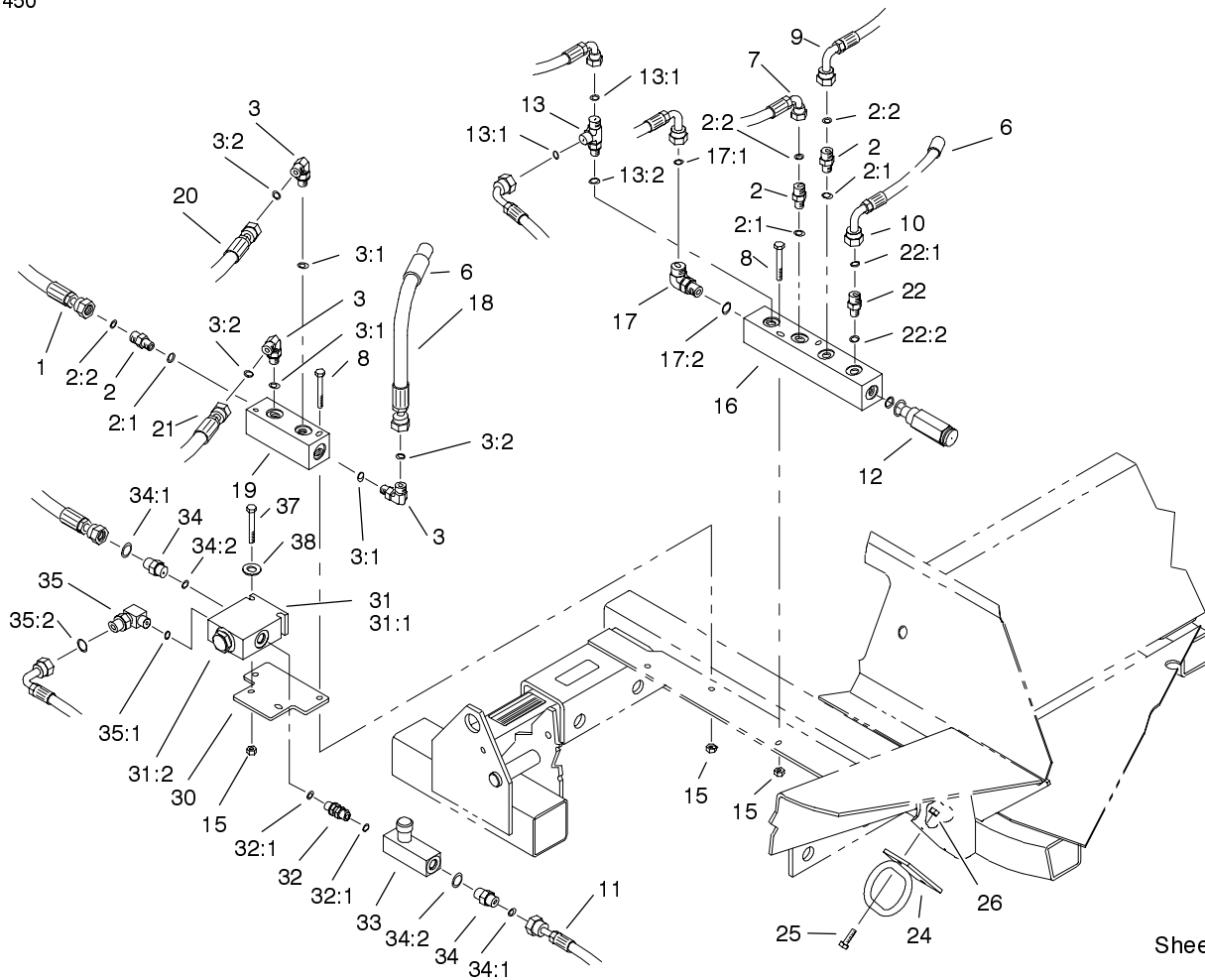
Sheet No.:B4
T-1503

Hydraulic Manifold Assembly No. 98-4579

Ref. No.	Part No.	Qty.	Description
2	75-2010	1	Cartridge - Relief Da
2:1	95-5645	1	Seal Kit
3	75-0920	1	Cartridge-Relief
3:1	95-5645	1	Seal Kit
4	94-2685	3	Cartridge - N.c. Spool
4:1	95-5645	1	Seal Kit
5	92-6315	1	Cartridge-N.c. Poppet
5:1	69-4230	1	Kit-Seal
6	88-7020	2	Cartridge-N.o. Spool
6:1	95-5645	1	Seal Kit
7	88-6960	3	Cartridge-4w/2p
7:1	95-5642	1	Seal Kit
8	98-9779	2	Cartridge - Flow
8:1	95-5645	1	Seal Kit
9	69-4120	2	Cartridge-Logic
*9:1	69-4240	1	Kit-Seal
10	94-3660	1	Kit-Detent
10:1	94-5020	1	Knob ASM
10:2	94-5025	1	Plate - Locating
10:3	94-5026	1	Plate-Indicator
10:4	3218-1	2	Nut-Jam
10:5	94-5023	1	Plate - Detent
10:5:1	3245-36	1	Screw-HSH
10:6	94-5027	2	Spring
10:7	255-13	2	Ball-Steel, Stainless
11	340-143	1	Elbow - 90 DEG

Ref. No.	Part No.	Qty.	Description
11:1	237-78	1	Swivel
12	88-9190	6	Kit-Coil, Solenoid
13	340-101	1	Fitting-HYD, 90 DEG
13:1	237-30	1	O-Ring
13:2	237-79	1	O-Ring
14	88-9200	3	Solenoid Coil
15	353-991	10	Plug-Hex, Hollow
15:1	237-156	1	O-Ring
16	353-990	15	Plug
16:1	237-78	1	O-Ring
17	353-989	1	Plug-Hex, Hollow
17:1	237-42	1	O-Ring
18	354-70	1	Plug-Hex, Hollow
18:1	237-80	1	O-Ring
19	98-9791	2	Plug - Orifice

* Not illustrated



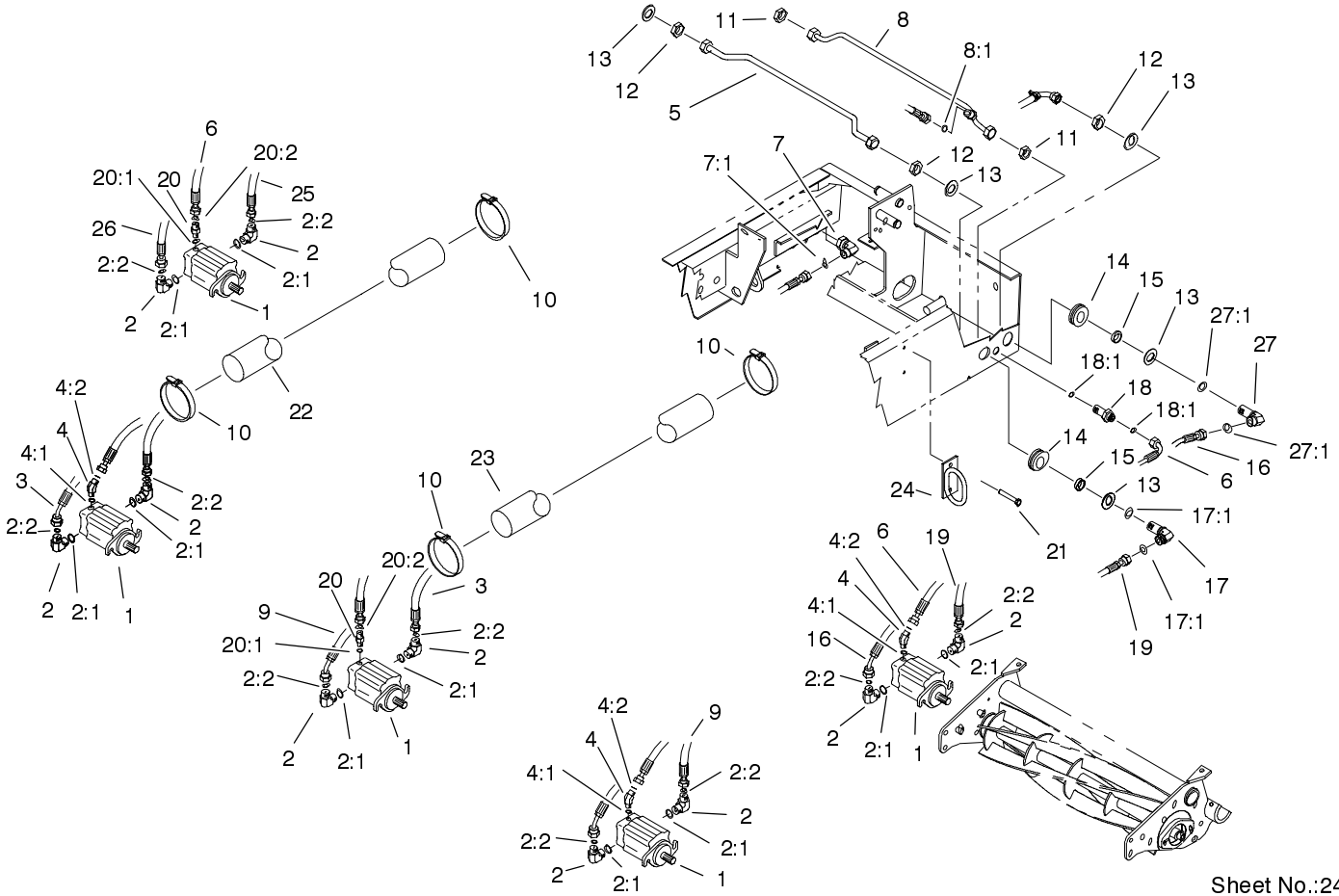
Sheet No.:22

Front Hydraulic Manifold Assembly

Ref. No.	Part No.	Qty.	Description
1	98-4584	1	Hydraulic Hose ASM
2	340-92	3	Fitting
2:1	237-78	1	O-Ring
2:2	237-21	1	O-Ring
3	340-132	3	Fitting-HYD, 90 DEG
3:1	237-78	1	O-Ring
3:2	237-21	1	O-Ring
6	38-3400	2	Guard-Rubber
7	75-5910	1	Hose
8	321-18	4	Screw-HH
9	93-0118	1	Hose ASM
10	93-0119	1	Hose ASM
11	99-5643	1	Hose-Hydraulic (only on: 03543)
12	93-0143	1	Cartridge-Relief, P.o.
13	340-140	1	Adapter Tee
13:1	237-21	2	O-Ring
13:2	237-78	1	O-Ring
15	3296-42	6	Nut-Lock NI
16	93-0139	1	Block-Manifold, 6 Port
17	340-77	1	Fitting-90 DEG
17:1	237-22	1	O-Ring
17:2	237-42	1	O-Ring
18	92-9096	1	Hose
19	75-1180	1	Block-Manifold, 4 Port
20	98-4587	1	Hydraulic Hose ASM

Ref. No.	Part No.	Qty.	Description
21	104-9323	1	Hydraulic Hose ASM
22	340-2	2	Adapter
22:1	237-22	1	O-Ring
22:2	237-42	1	O-Ring
24	104-0028	2	Hose Guide
25	322-5	4	Screw-HH
26	3296-29	4	Nut-Lock
30	99-5640	1	Plate-Mounting (only on: 03543)
31	99-6998	1	Divider-Flow
31:1	99-5645	1	Body
31:2	99-5646	1	Cartridge
*31:3	353-989	1	Plug-Hex, Hollow
*31:3:1	237-42	1	O-Ring
*31:4	99-5647	1	Seal Kit
32	99-5644	1	Fitting-Sae
32:1	237-42	2	O-Ring
33	98-9742	1	Valve-Control, Flow
34	340-1	2	Adapter
34:1	237-35	1	O-Ring
34:2	237-42	1	O-Ring
35	340-82	1	Adapter
35:1	237-42	1	O-Ring
35:2	237-21	1	O-Ring
37	321-11	2	Screw-HH
38	3256-2	2	Washer-Flat

* Not illustrated



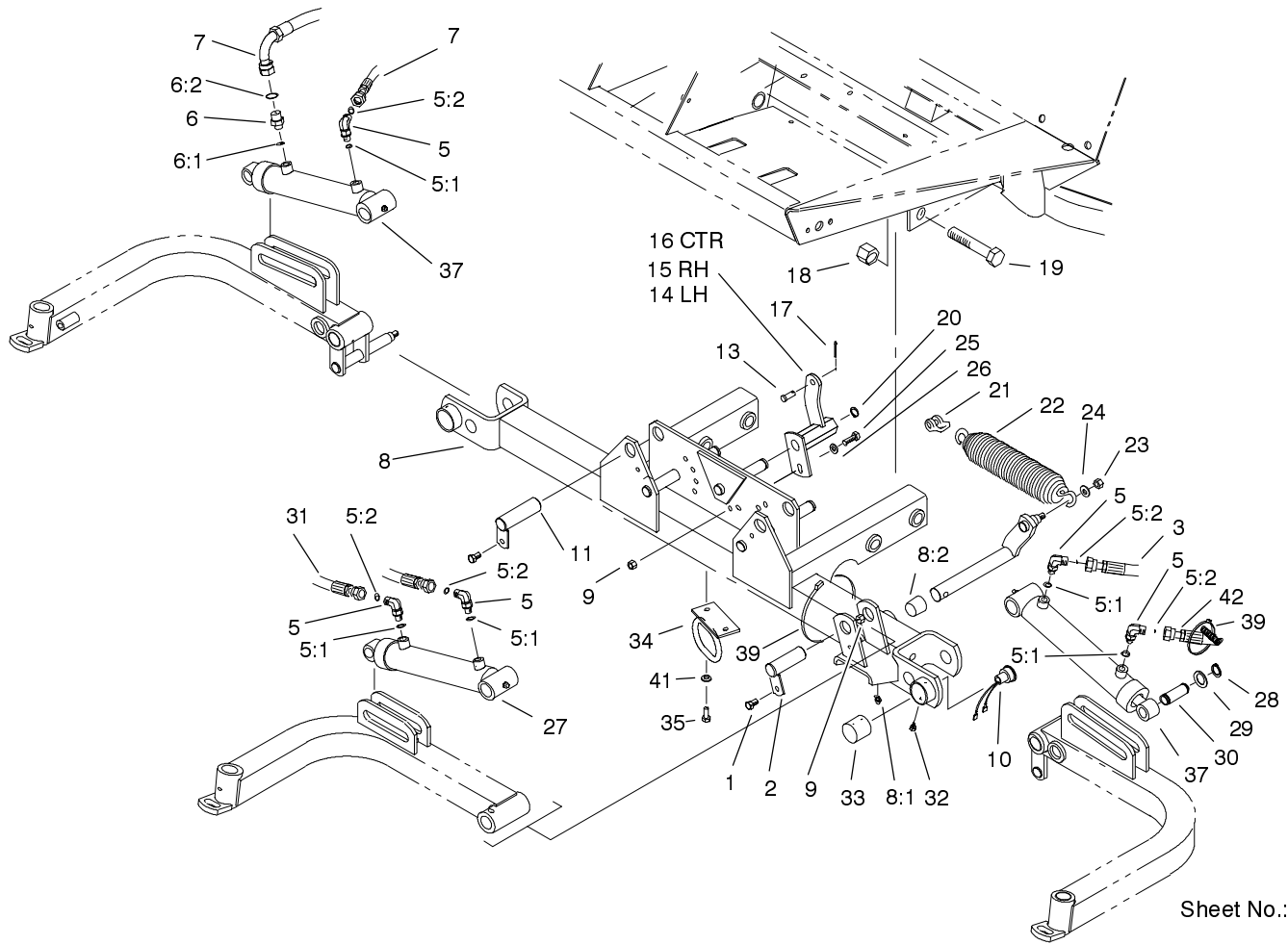
Sheet No.:24

Reel Motors Assembly

Ref. No.	Part No.	Qty.	Description
1	93-1375	5	Motor-Reel
2	340-98	10	Fitting-HYD,90 DEG
2:1	237-79	2	O-Ring
2:2	237-30	2	O-Ring
3	104-9322	1	Hydraulic Hose ASM
4	340-103	3	Fitting
4:1	237-78	1	O-Ring
4:2	237-21	1	O-Ring
5	94-4918	1	Tube ASM
6	98-4583	2	Hydraulic Hose ASM
7	94-6031	1	Fitting-HYD
7:1	237-30	1	O-Ring
8	100-3714	1	Drain Tube ASM
8:1	237-21	1	O-Ring
9	104-9321	1	Hydraulic Hose ASM
10	3290-379	10	Tie-Cable
11	340-70	2	Locknut-Bulkhead
12	340-127	4	Nut-Bulkhead
13	69-8930	8	Washer
14	240-5	4	Grommet
15	69-8960	4	Spacer
16	100-3876	1	Hydraulic Hose ASM
17	93-9151	3	Fitting-Hydraulic
17:1	237-30	2	O-Ring
18	340-71	2	Fitting-Straight, Bulkhead

Ref. No.	Part No.	Qty.	Description
18:1	237-22	2	O-Ring
19	100-3877	1	Hydraulic Hose ASM
20	340-92	2	Fitting
20:1	237-78	1	O-Ring
20:2	237-21	1	O-Ring
21	32104-32	4	Screw-HH
22	99-5648	4	Sleeve-Protective
23	99-5617	1	Sleeve - Protective
24	104-0028	2	Hose Guide
25	104-0057	1	Hydraulic Hose ASM
26	104-0069	1	Hydraulic Hose ASM
*27	100-3713	1	Fitting-HYD., 90 Bulkhead
27:1	237-30	2	O-Ring

* Not illustrated



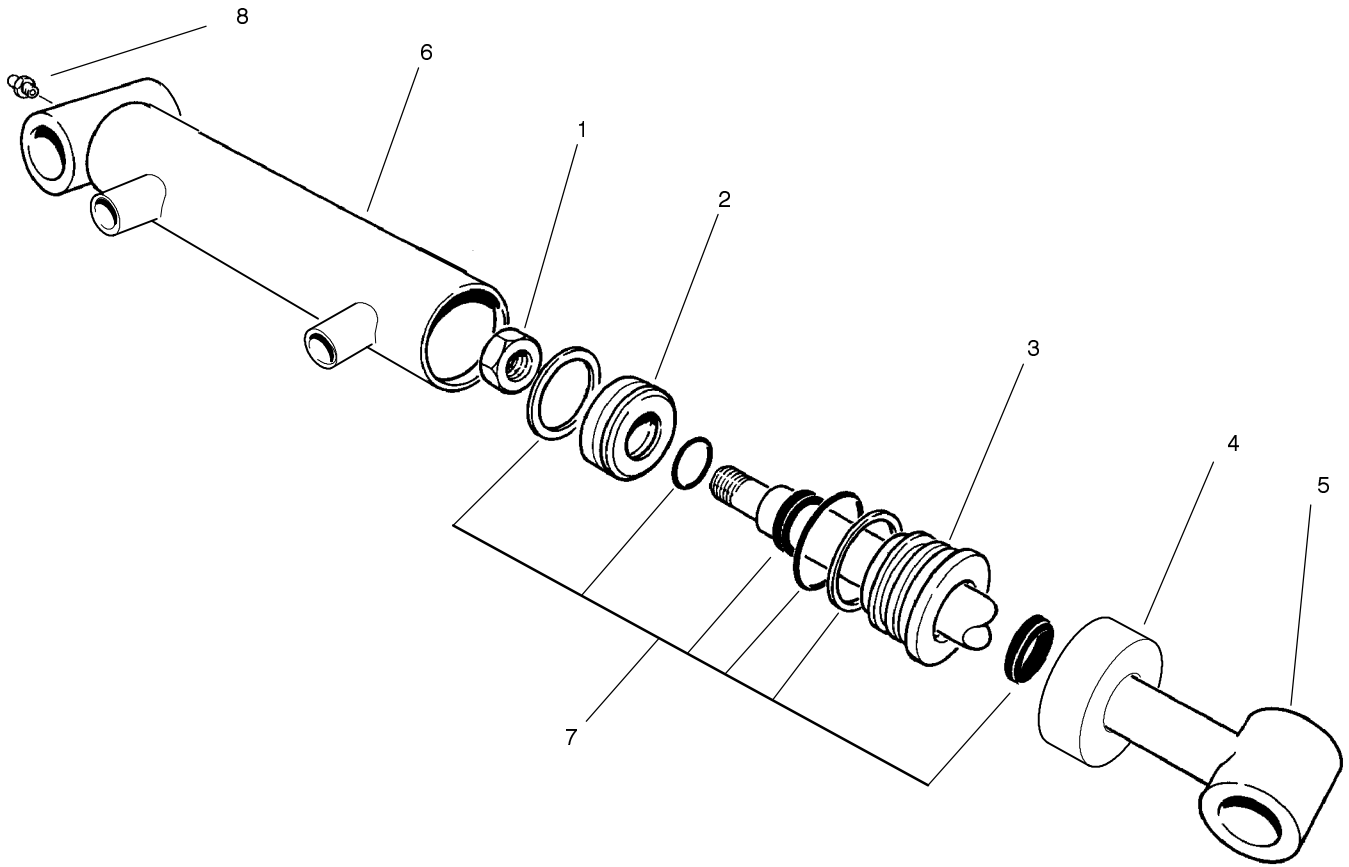
Sheet No.:25

Front Lift Circuit Assembly

Ref. No.	Part No.	Qty.	Description
1	32144-14	3	Screw-HWH
2	83-6790	1	Pin-Cylinder
3	99-5643	1	Hose-Hydraulic (only on: 03543)
5	340-132	5	Fitting-HYD, 90 DEG
5:1	237-78	1	O-Ring
5:2	237-21	1	O-Ring
6	340-92	1	Fitting
6:1	237-78	1	O-Ring
6:2	237-21	1	O-Ring
7	99-5641	2	Hose-Hydraulic
8	94-5808	1	Frame-Carrier
8:1	302-5	1	Fitting-Grease
8:2	67-1750	2	Bushing
9	3296-29	4	Nut-Lock
10	92-8002	1	Plug-Reed Switch, Magnet
11	83-6780	2	Cylinder Pin
*12	3290-379	4	Tie-Cable
13	283-6	3	Pin-Clevis
14	75-5220-03	1	Bracket-Spring, LH
15	75-5200-03	1	Bracket-Spring, RH
16	75-5210-03	1	Bracket-Spring, Center
17	3272-10	3	Pin-Cotter
18	3296-51	4	Nut-Lock, NI

Ref. No.	Part No.	Qty.	Description
19	328-7	4	Screw-HH
20	32151-48	3	E-Ring
21	282-4	3	Shackle
22	5-0743-03	3	Spring-Mower
23	3296-44	3	Nut-Lock NI
24	3256-24	3	Washer-Flat
25	322-5	3	Screw-HH
26	3256-23	3	Washer-Flat
27	93-9310	1	Cylinder-Hydraulic
28	32120-93	6	Ring-Retaining
29	3-6498	6	Washer-Thrust
30	104-0046	3	Pin - Cylinder Slide
31	75-5900	1	Hose
32	32104-76	2	Screw
33	75-6370	1	Cap - Sensor
34	104-0028	1	Hose Guide
35	322-5	2	Screw-HH
37	99-6986	2	Cylinder-Hydraulic
39	3290-378	2	Tie-Cable
41	3253-5	2	Washer-Lock
42	99-5642	1	Hose-Hydraulic

* Not illustrated

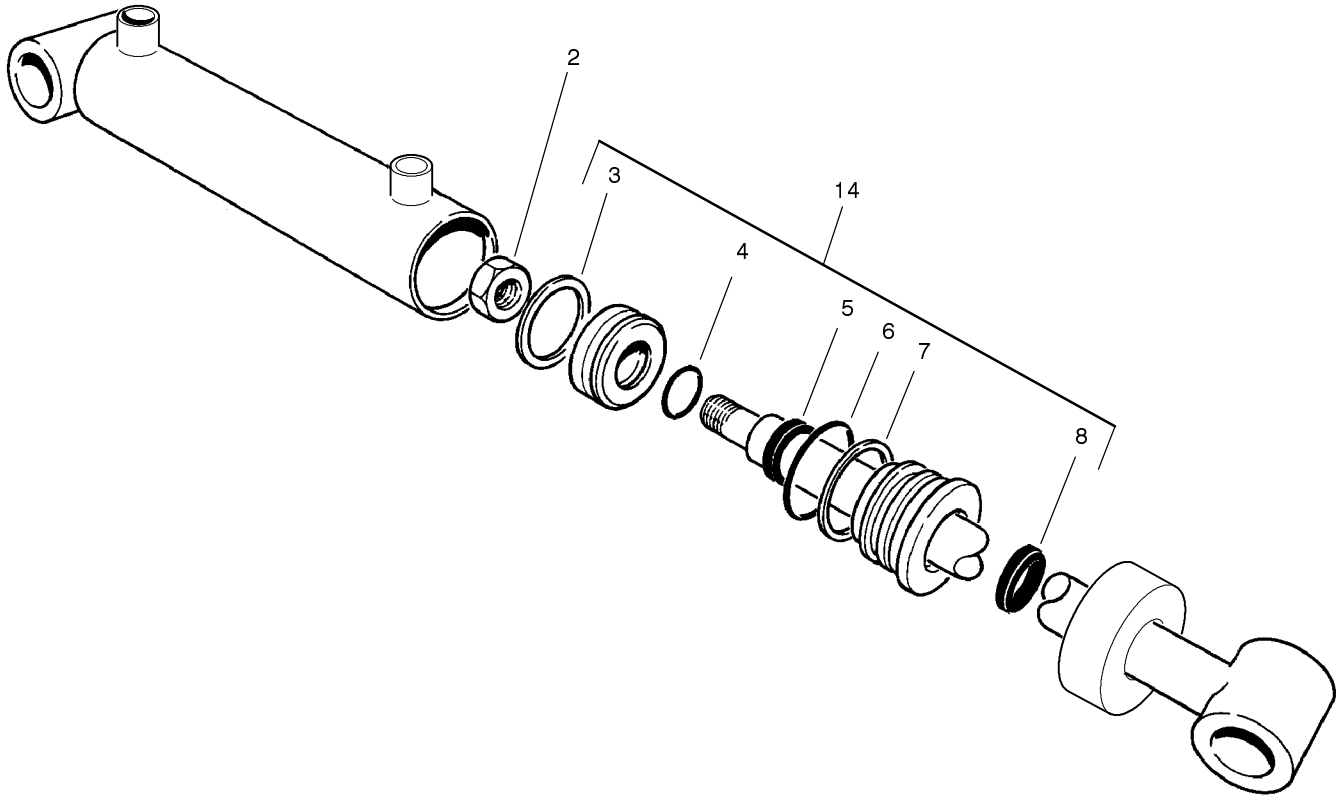


Sheet No.:B6
T-2114

Hydraulic Cylinder No. 93-9310

Ref. No.	Part No.	Qty.	Description
1	32152-10	1	Locknut-Deform, Top
2	70-2780	1	Piston
3	93-7990	1	Head
4	93-7991	1	Collar
5	75-3790	1	Shaft W/Tube
6	93-9312	1	Barrel ASM
7	86-7330	1	Kit-Seal
8	302-5	1	Fitting-Grease

Ref. No.	Part No.	Qty.	Description

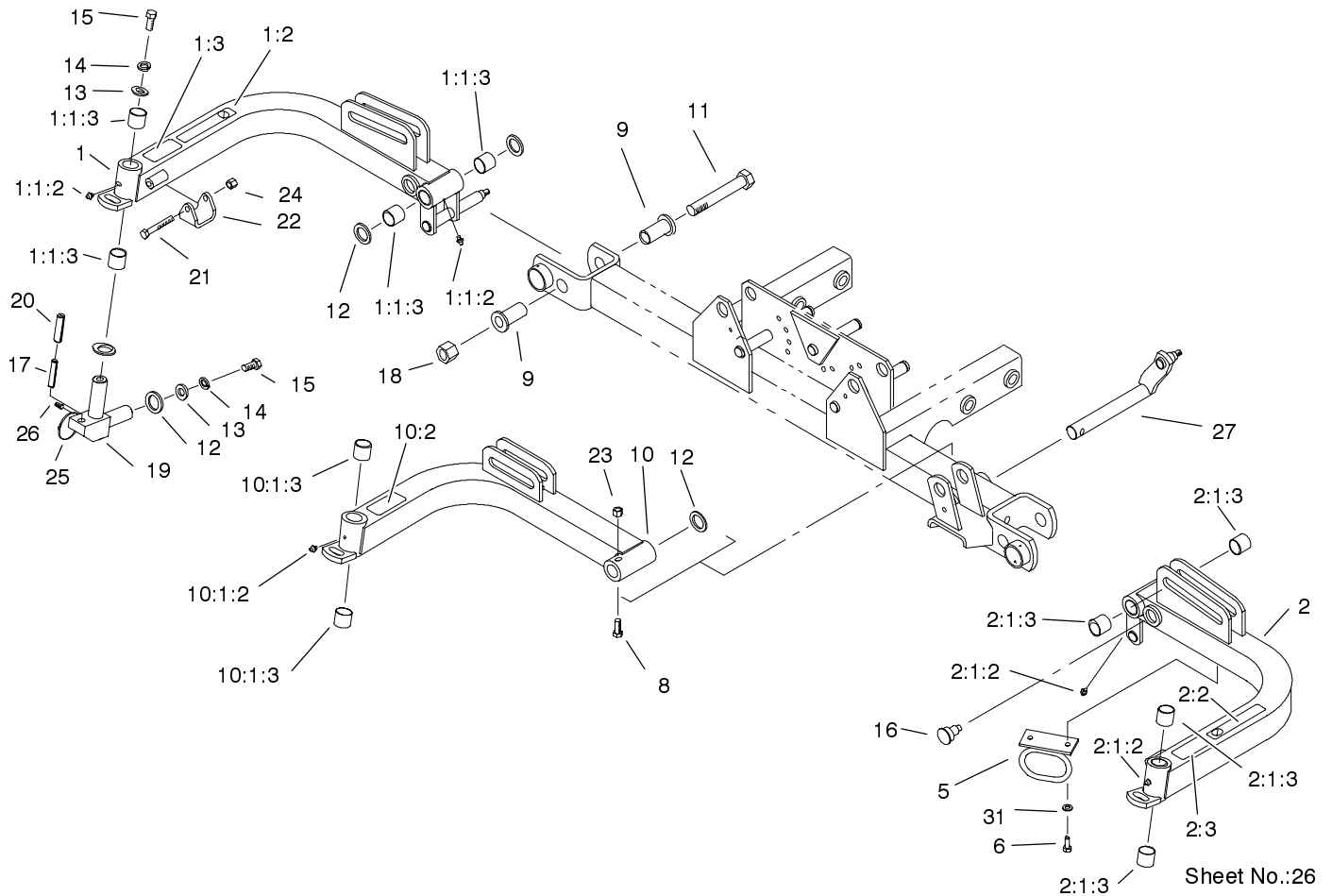


Sheet No.:B7
T-3383

Hydraulic Cylinder Assembly No. 99-6986

Ref. No.	Part No.	Qty.	Description
2	32152-10	1	Locknut-Deform, Top
14	100-8023	1	Kit-Repair, Seal

Ref. No.	Part No.	Qty.	Description

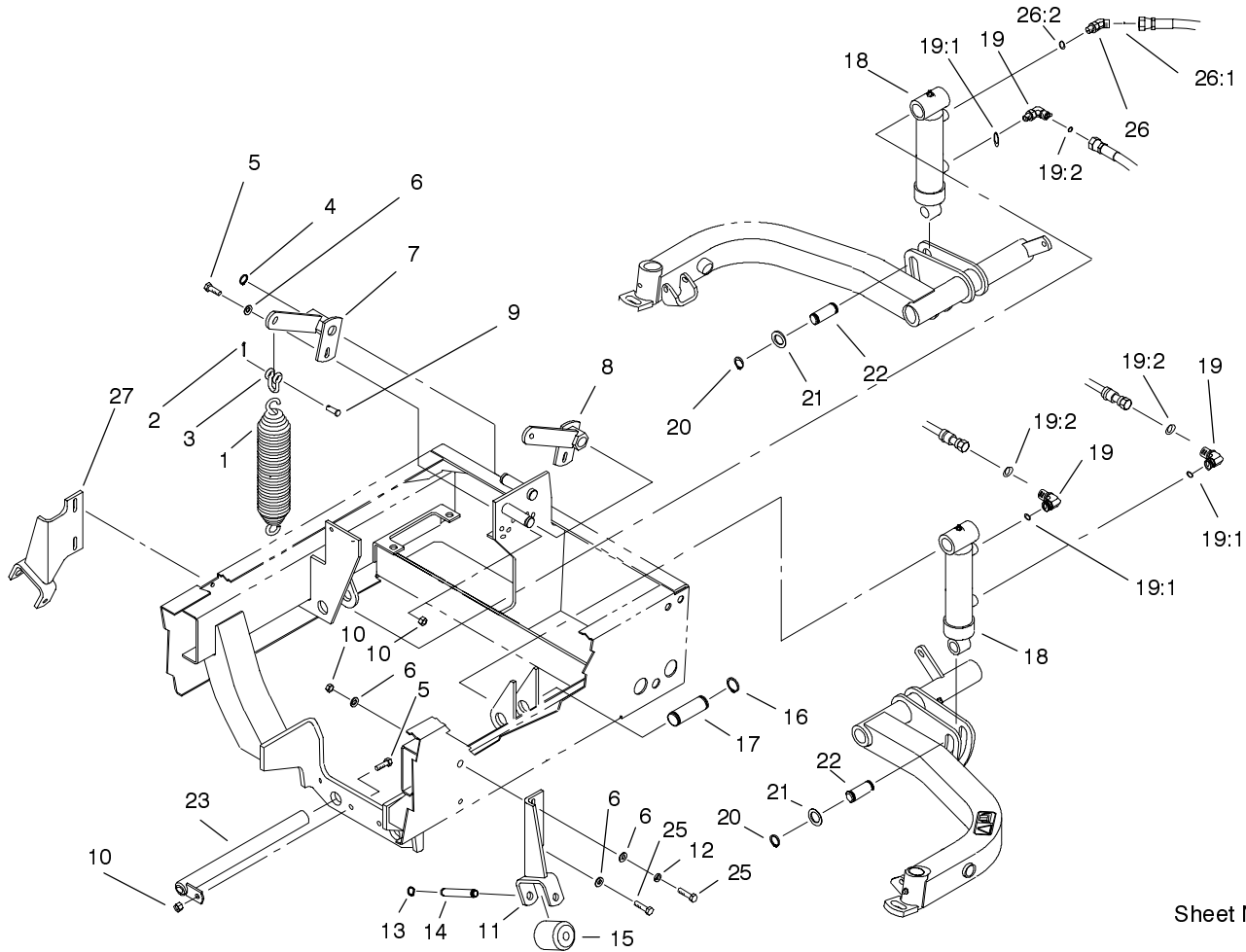


Front Lift Arm Assembly

Ref. No.	Part No.	Qty.	Description
1	104-8601	1	RH Lift Arm ASM
☆1:1		1	Arm-Lift, RH
1:1:2	302-5	2	Fitting-Grease
1:1:3	67-1750	4	Bushing
1:2	93-6687	1	Decal-Step, No
1:3	93-6696	1	Decal-Loaded, Spring
2	104-8600	1	LH Lift Arm ASM
☆2:1		1	Arm-Lift, LH
2:1:2	302-5	2	Fitting-Grease
2:1:3	67-1750	4	Bushing
2:2	93-6687	1	Decal-Step, No
2:3	93-6696	1	Decal-Loaded, Spring
5	104-0028	2	Hose Guide
6	322-5	4	Screw-HH
8	323-11	1	Screw-HH
9	84-8320	4	Insert - Hinge
10	104-8602	1	Center Lift Arm ASM
☆10:1		1	Arm-Lift, Center
10:1:2	302-5	1	Fitting-Grease
10:1:3	67-1750	2	Bushing
10:2	93-6696	1	Decal-Loaded, Spring
11	328-12	2	Screw-HH
12	256-115	11	Washer-Thrust
13	3256-6	6	Washer-Flat
14	3253-7	6	Washer-Lock
15	325-4	6	Screw-HH

Ref. No.	Part No.	Qty.	Description
16	92-8754	1	Plug-Reed Switch, Magnet
17	32121-27	3	Pin-Roll
18	3296-51	2	Nut-Lock, NI
19	75-3010-03	3	Joint-Arm
20	32121-122	3	Pin - Roll
21	323-12	2	Screw-HH
22	75-5410	2	Bracket-Arm
23	3296-44	1	Nut-Lock NI
24	3296-39	2	Nut-Lock, NI
25	3290-378	4	Tie-Cable
26	92-9097	3	Screw-HS
27	75-4550-03	1	Shaft-Lift, Center

☆ Not serviced



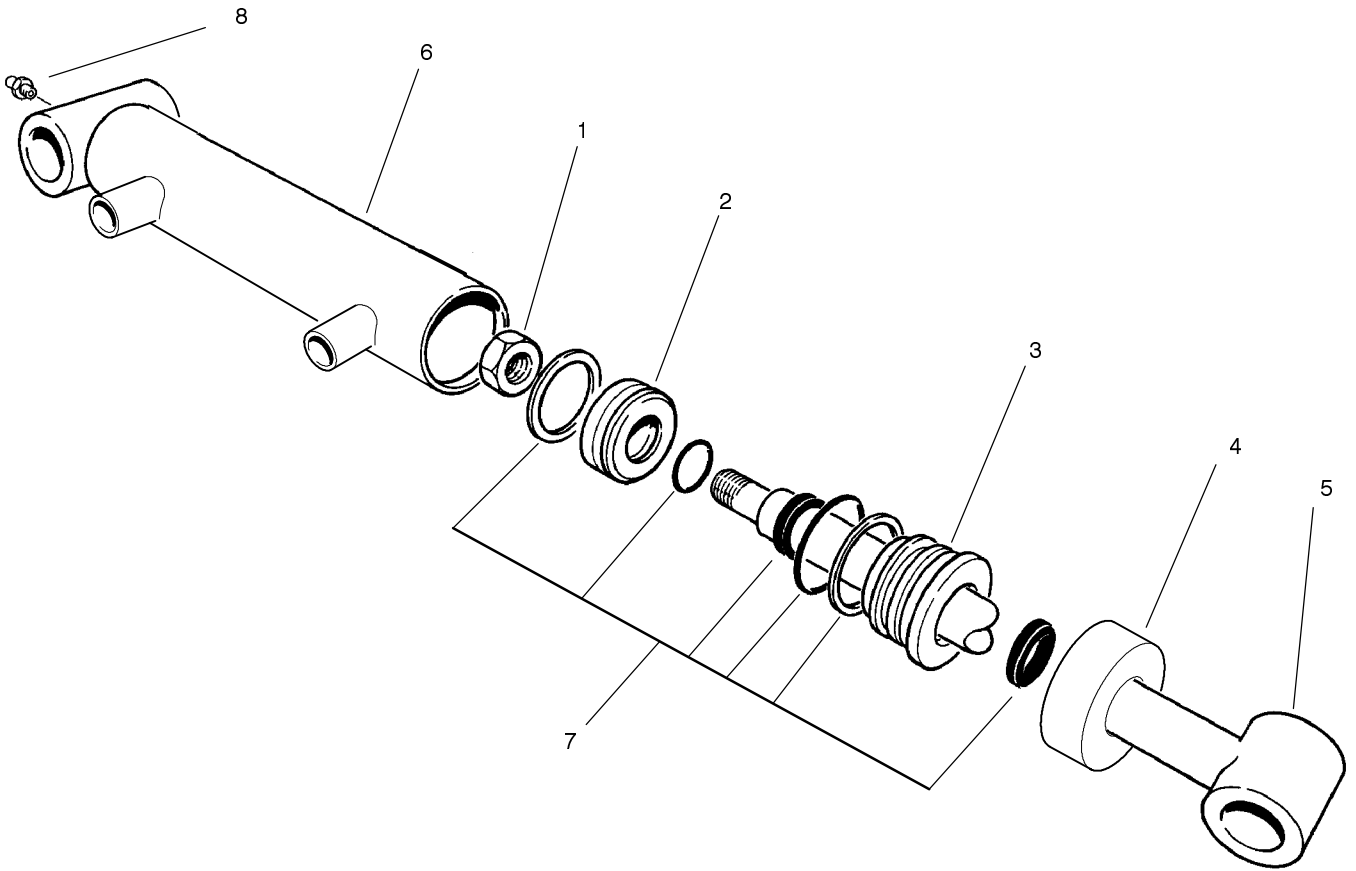
Sheet No.:27

Rear Lift Circuit Assembly

Ref. No.	Part No.	Qty.	Description
1	5-0743-03	2	Spring-Mower
2	3272-10	2	Pin-Cotter
3	282-4	2	Shackle
4	32151-48	2	E-Ring
5	322-5	4	Screw-HH
6	3256-23	9	Washer-Flat
7	98-4548-03	1	Bracket-Spring, RH
8	98-4536-03	1	Bracket-Spring, LH
9	283-6	2	Pin-Clevis
10	3296-29	11	Nut-Lock
11	100-3831-01	1	Bracket-LH Roller
12	3253-4	2	Washer-Lock
13	32151-61	4	Ring-Retaining
14	75-5400	2	Pin-Roller
15	75-5390	2	Roller
16	32151-36	4	Ring-Retaining
17	75-5360	2	Pin-Cylinder
18	93-9311	2	Cylinder-Hydraulic
19	340-132	3	Fitting-HYD, 90 DEG
19:1	237-78	1	O-Ring
19:2	237-21	1	O-Ring
20	32120-93	4	Ring-Retaining
21	3-6498	4	Washer-Thrust
22	104-0046	2	Pin - Cylinder Slide
23	93-0069-03	2	Pin-Rear
*24	3290-379	3	Tie-Cable

Ref. No.	Part No.	Qty.	Description
25	322-6	4	Screw-HH
26	340-103	1	Fitting
26:1	237-78	1	O-Ring
26:2	237-21	1	O-Ring
27	100-3829-01	1	Bracket-RH Roller

* Not illustrated

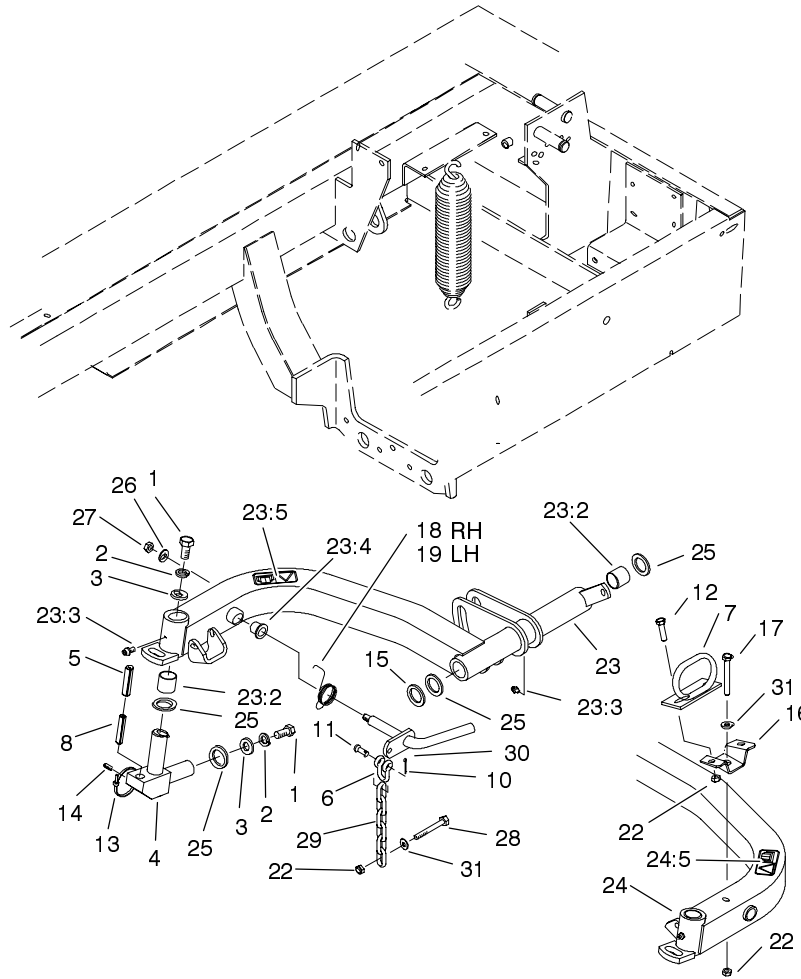


Sheet No.:B8
T-2114

Hydraulic Cylinder No. 93-9311

Ref. No.	Part No.	Qty.	Description
1	32152-10	1	Locknut-Deform, Top
2	70-2780	1	Piston
3	93-7990	1	Head
4	93-7991	1	Collar
5	75-3790	1	Shaft W/Tube
6	93-9313	1	Barrel ASM
7	86-7330	1	Kit-Seal
8	302-5	1	Fitting-Grease

Ref. No.	Part No.	Qty.	Description



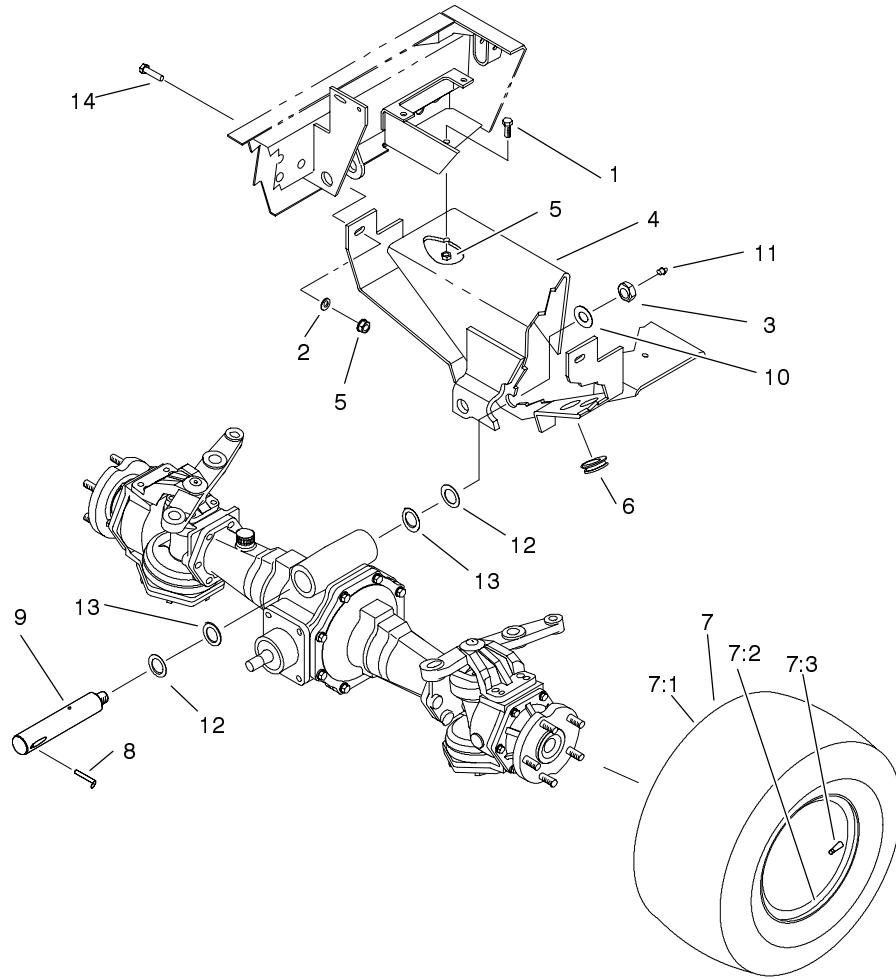
Sheet No.:28

Rear Lift Arm Assembly

Ref. No.	Part No.	Qty.	Description
1	325-4	4	Screw-HH
2	3253-7	4	Washer-Lock
3	3256-6	4	Washer-Flat
4	75-3010-03	2	Joint-Arm
5	32121-122	2	Pin - Roll
6	282-4	2	Shackle
7	104-0028	1	Hose Guide
8	32121-27	2	Pin-Roll
*9	3290-379	1	Tie-Cable
10	3272-10	2	Pin-Cotter
11	283-6	2	Pin-Clevis
12	322-5	2	Screw-HH
13	3290-378	4	Tie-Cable
14	92-9097	2	Screw-HS
15	93-0142	2	Bushing - Straight
16	94-4919-03	1	Bracket-Clamp, Hose
17	322-13	1	Screw-HH
18	75-4520	1	Spring-Torsion, RH
19	75-4530	1	Spring-Torsion, LH
22	3296-29	4	Nut-Lock
23	100-3828	1	Arm Assembly-Lift Rear,RH
23:2	67-1750	4	Bushing
23:3	302-5	2	Fitting-Grease
23:4	256-287	2	Bushing
23:5	93-6696	1	Decal-Loaded, Spring

Ref. No.	Part No.	Qty.	Description
24	100-3827	1	Arm Assembly-Lift Rear,LH
*24:2	256-287	2	Bushing
*24:3	302-5	2	Fitting-Grease
*24:4	67-1750	4	Bushing
24:5	93-6696	1	Decal-Loaded, Spring
25	256-115	12	Washer-Thrust
26	3256-24	2	Washer-Flat
27	3296-39	2	Nut-Lock, NI
28	322-12	2	Screw-HH (only on: 03543)
29	5-1096	2	Chain-Lift
30	100-3834-03	2	Rod-Pivot
31	3256-23	3	Washer-Flat

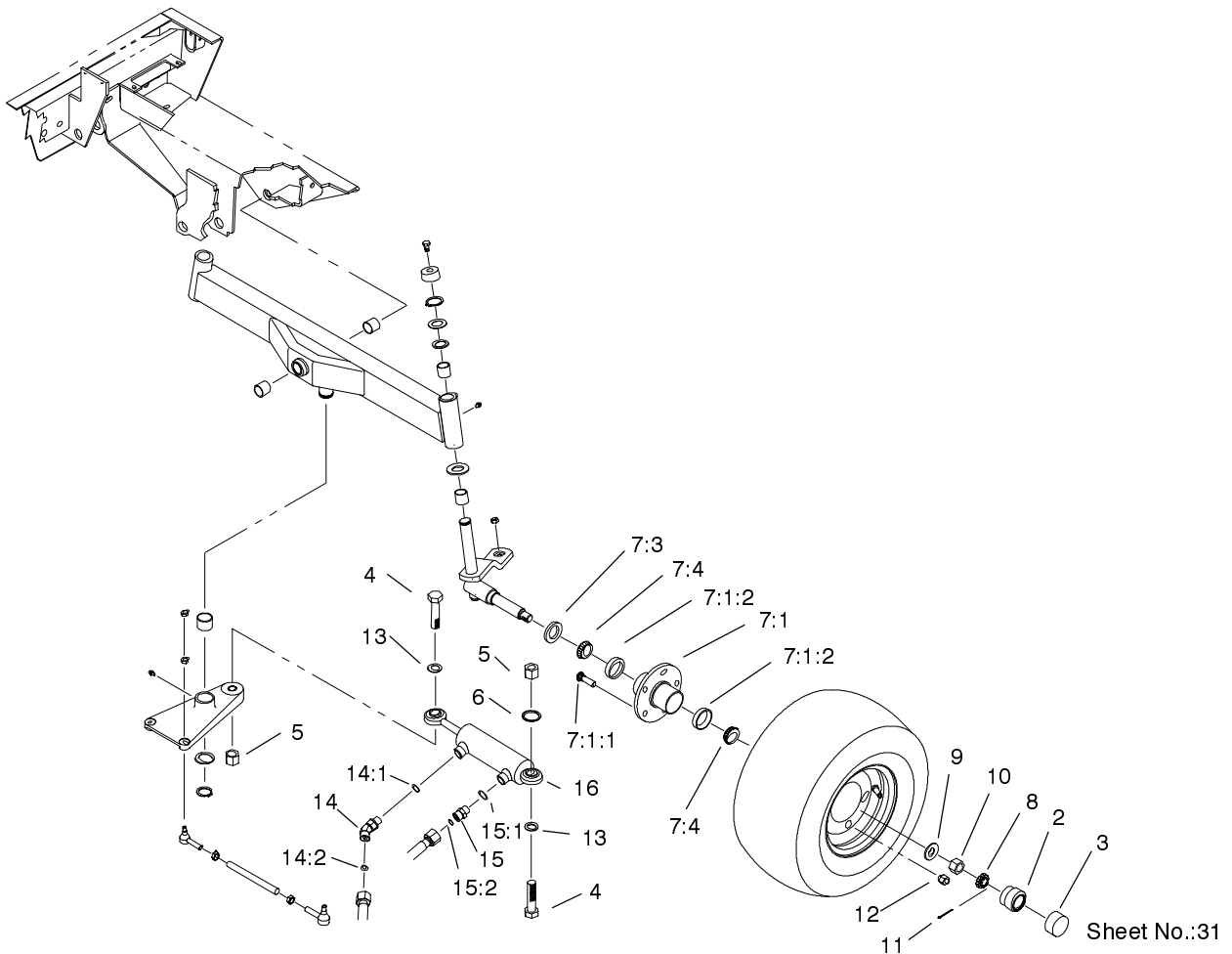
* Not illustrated



Sheet No.:30

Rear Axle Support Assembly

Ref. No.	Part No.	Qty.	Description	Ref. No.	Part No.	Qty.	Description
1	323-7	2	Screw-HH				
2	3256-24	2	Washer-Flat				
3	32146-20	1	Nut-Jam				
4	98-8172-03	1	Support-Axle				
5	3296-39	4	Nut-Lock, NI				
6	237-165	2	Grommet				
7	86-2820	2	Tire & Wheel ASM				
7:1	86-5910	1	Tire				
7:2	100-2582	1	Rim				
7:3	232-27	1	Stem-Valve				
8	32121-32	1	Pin-Roll				
9	98-8173-03	1	Pin-Pivot, Axle				
10	71-4540	1	Washer-Thrust				
11	302-2	1	Fitting-Grease				
12	99-8431	2	Washer-Thrust				
13	99-8432	2	Washer-Thrust				
14	323-13	2	Screw-HH				

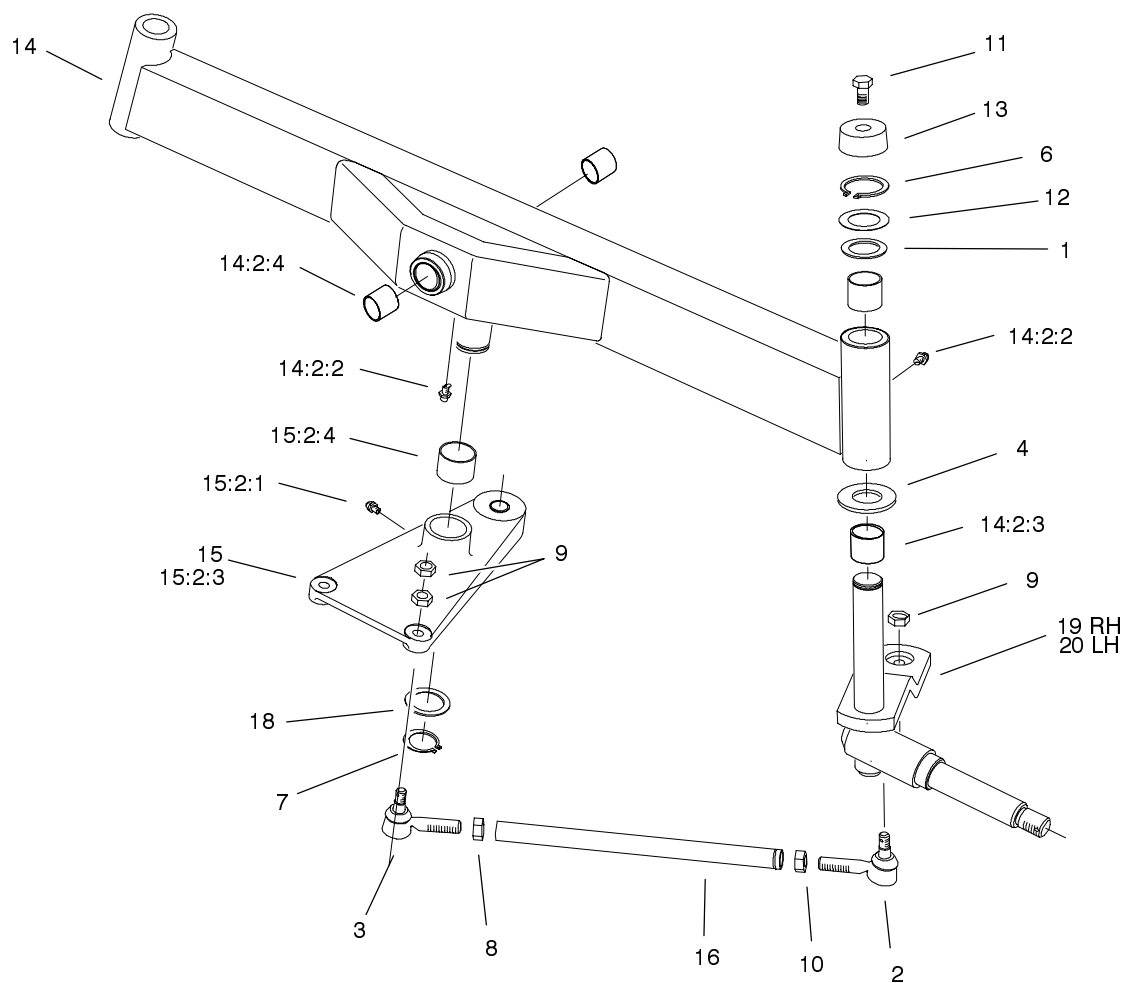


2WD Axle Assembly (Model 03543 Only)

Ref. No.	Part No.	Qty.	Description
☆1		1	Axle-Rear Assembly (only on: 03543)
2	100-3769	2	Buddy-Bearing (only on: 03543)
3	100-3809	2	Cap-Bearing Protector (only on: 03543)
4	328-25	2	Screw-HH (only on: 03543)
5	32153-6	2	Locknut (only on: 03543)
6	67-7250	1	Spacer-Ring (only on: 03543)
☆7		2	Hub ASM (only on: 03543)
7:1	21-2820	1	Hub ASM (only on: 03543)
7:1:1	10-6830	5	Stud-Type, Drive (only on: 03543)
7:1:2	254-72	2	Bearing-Taper/Cup (only on: 03543)
*7:2	241-119	1	Cap-Dust (only on: 03543)
7:3	253-129	1	Seal (only on: 03543)
7:4	254-94	2	Bearing-Taper/Cone (only on: 03543)
8	93-0307	2	Nut Retainer-Lock

Ref. No.	Part No.	Qty.	Description
9	93-0309	4	Washer - Tab (only on: 03543)
10	3220-7	2	Nut-Jam (only on: 03543)
11	3272-13	2	Pin-Cotter (only on: 03543)
12	242-50	10	Nut - Lug (only on: 03543)
13	67-9410	2	Washer (only on: 03543)
14	340-103	1	Fitting (only on: 03543)
14:1	237-78	1	O-Ring (only on: 03543)
14:2	237-21	1	O-Ring (only on: 03543)
15	340-92	1	Fitting (only on: 03543)
15:1	237-78	1	O-Ring (only on: 03543)
15:2	237-21	1	O-Ring (only on: 03543)
16	75-1200	1	Cylinder - Hydraulic Steering (only on: 03543)

☆ Not serviced
 * Not illustrated

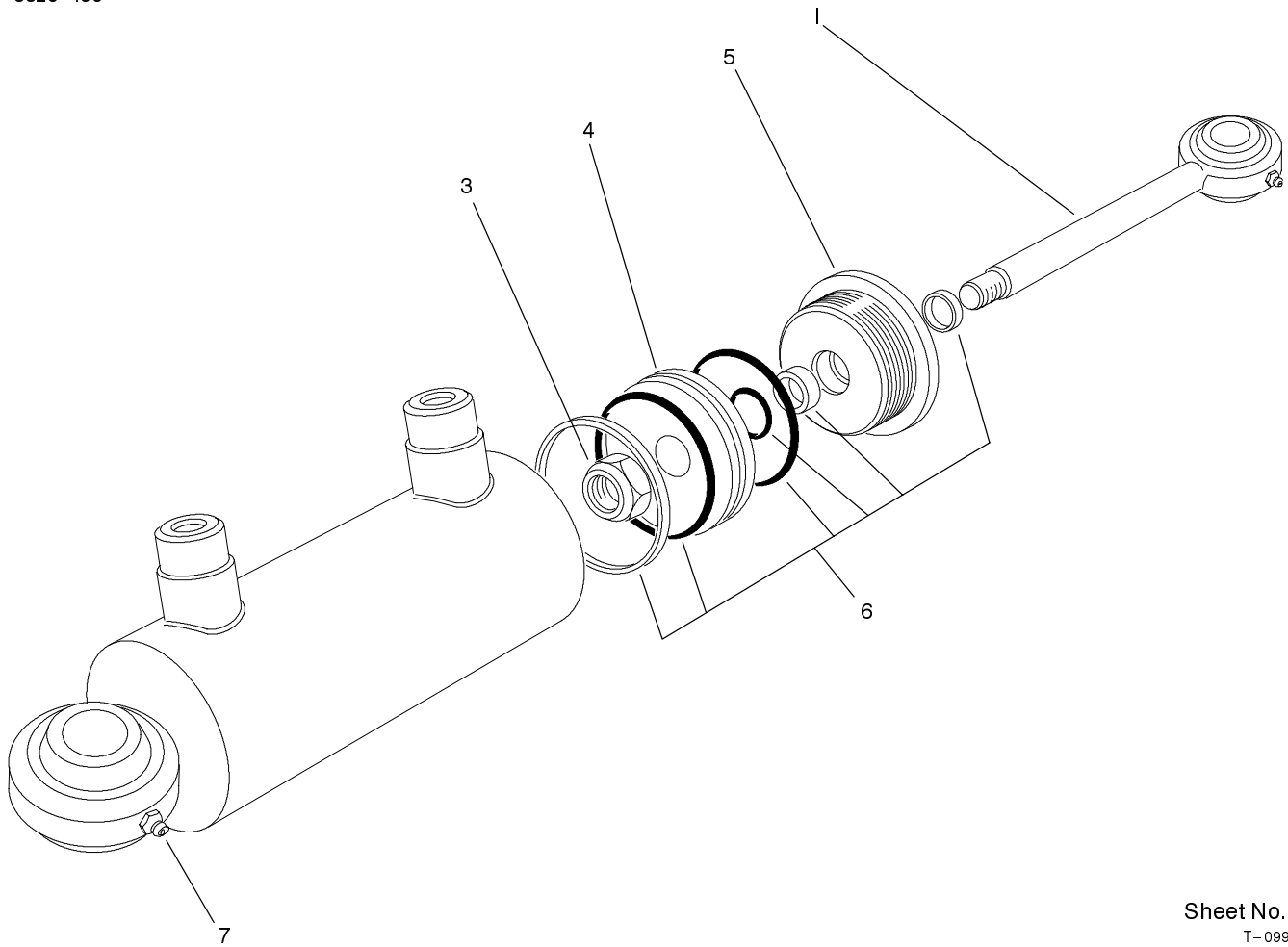
Sheet No.:B9
T-3604

Rear Axle Assembly (Model 03543 Only)

Ref. No.	Part No.	Qty.	Description
1	10-8110	2	Washer-Thrust (only on: 03543)
2	21-0141	2	RH Ball Joint ASM (only on: 03543)
3	21-0151	2	LH Ball Joint ASM (only on: 03543)
4	256-121	2	Washer-Thrust (only on: 03543)
6	32151-36	2	Ring-Retaining (only on: 03543)
7	32151-77	1	Ring-Retaining, Ext. (only on: 03543)
8	3220-12	2	Nut-Jam, LH Thread (only on: 03543)
9	3220-3	8	Nut-Jam (only on: 03543)
10	3220-5	2	Nut-HJ (only on: 03543)
11	3234-13	2	Screw-HHF (only on: 03543)
12	5-1226	2	Washer (only on: 03543)
13	66-2990	2	Cap-Spindle (only on: 03543)
14	99-6935-03	1	Axle-Rear (only on: 03543)

Ref. No.	Part No.	Qty.	Description
☆14:2		1	Axle-Rear (only on: 03543)
14:2:2	302-5	2	Fitting-Grease (only on: 03543)
14:2:3	67-1750	4	Bushing (only on: 03543)
14:2:4	99-6964	2	Bushing-Axle (only on: 03543)
15	75-4410-03	1	Pivot Plate ASM (only on: 03543)
☆15:2		1	Pivot Plate ASM (only on: 03543)
15:2:1	302-5	1	Fitting-Grease (only on: 03543)
15:2:3	75-2910	1	Plate-Pivot (only on: 03543)
15:2:4	76-2970	2	Bushing-Straight (only on: 03543)
16	75-3130-03	2	Tie Rod (only on: 03543)
18	76-2980	1	Washer-Thrust (only on: 03543)
19	93-7000-03	1	Spindle-RH (only on: 03543)
20	93-7001-03	1	Splindle-LH (only on: 03543)

☆ Not serviced

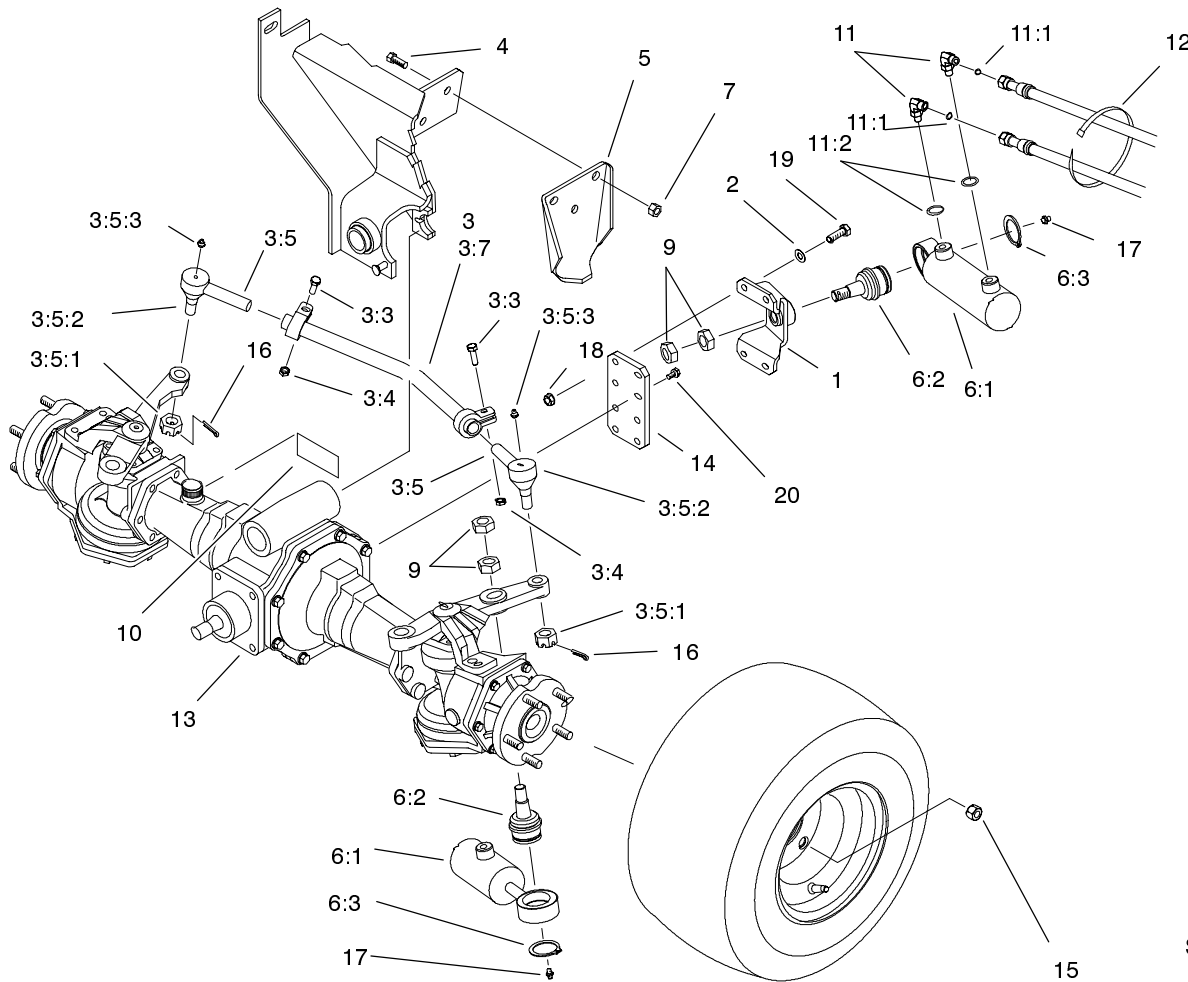


Sheet No.:C1
T-0996

Hydraulic Cylinder No. 75-1200 (Model 03543 Only)

Ref. No.	Part No.	Qty.	Description
1	75-1230	1	Rod-Piston (only on: 03543)
3	75-1210	1	Nut (only on: 03543)
4	75-1220	1	Piston (only on: 03543)
5	75-1260	1	Head (only on: 03543)
6	75-1250	1	Seal Kit (only on: 03543)
7	302-5	2	Fitting-Grease (only on: 03543)

Ref. No.	Part No.	Qty.	Description



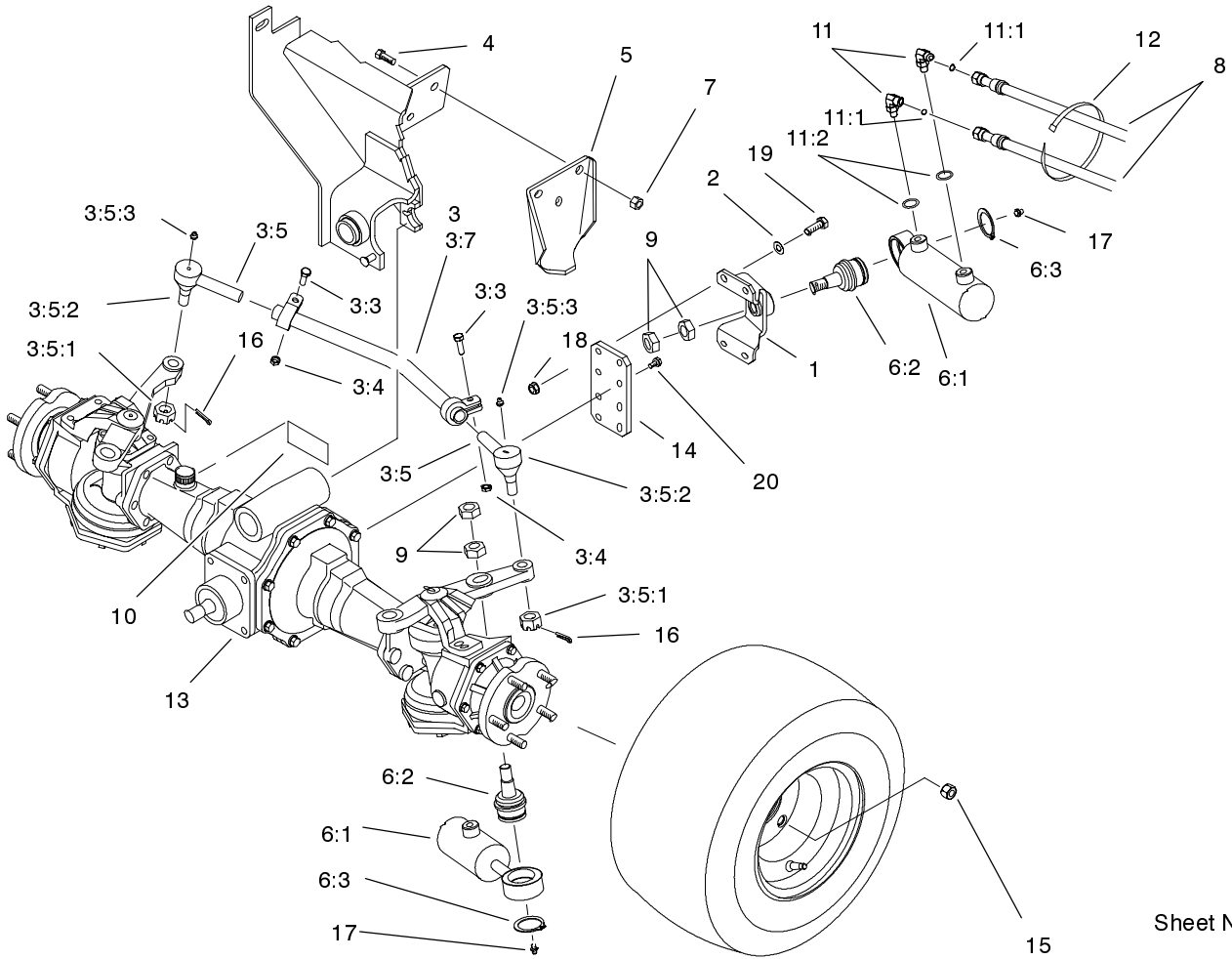
Sheet No.:32

4WD Rear Axle Assembly (Model 03544 Only)

Ref. No.	Part No.	Qty.	Description
1	98-3948-03	1	Mount-Cylinder (only on: 03544)
2	48-9220	4	Washer (only on: 03544)
3	98-3932	1	Tie Rod ASM (only on: 03544)
3:3	323-9	2	Screw-HH (only on: 03544)
3:4	3296-39	2	Nut-Lock, NI (only on: 03544)
3:5	71-4740	2	End-Tie Rod (only on: 03544)
3:5:1	32136-13	1	Nut-Hex, Slotted (only on: 03544)
3:5:2	71-4760	1	Seal (only on: 03544)
3:5:3	302-55	1	Zerk (only on: 03544)
3:7	99-8996	1	Tube And Clamp Assembly (only on: 03544)
4	325-5	6	Screw-HH (only on: 03544)
5	99-6966-03	2	Stop Axle (only on: 03544)
☆6		1	Steering Cylinder ASM (only on: 03544)

Ref. No.	Part No.	Qty.	Description
6:1	98-8163	1	Cylinder-Steering (only on: 03544)
6:2	92-5838	2	Joint-Ball (only on: 03544)
6:3	32151-104	2	Ring-Retaining, External (only on: 03544)
7	3296-23	6	Nut-Lock, NI (only on: 03544)
9	3220-6	4	Nut-Jam (only on: 03544)
10	93-6697	1	Decal - Lube (only on: 03544)
11	340-132	2	Fitting-HYD, 90 DEG (only on: 03544)
11:1	237-78	1	O-Ring (only on: 03544)
11:2	237-21	1	O-Ring (only on: 03544)
12	3290-378	1	Tie-Cable (only on: 03544)
13	98-3925	1	Drive Axle ASM (only on: 03544)

☆ Not serviced

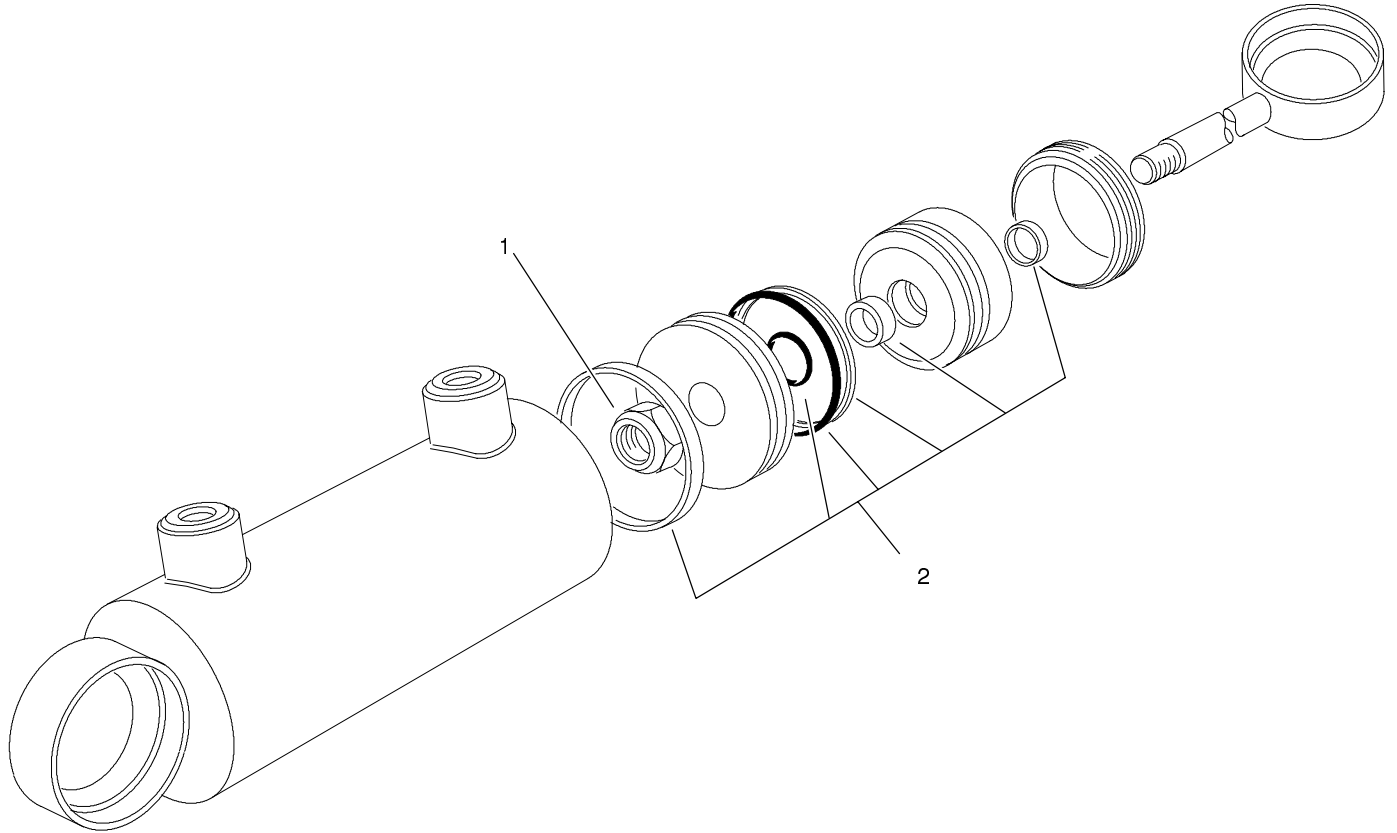


Sheet No.:32

4WD Rear Axle Assembly (Model 03544 Only - Continued)

Ref. No.	Part No.	Qty.	Description
14	98-8198-03	1	Plate-Cylinder Bracket (only on: 03544)
15	93-5268	10	Nut-Lug (only on: 03544)
16	3272-11	2	Pin-Cotter (only on: 03544)
17	302-5	2	Fitting-Grease (only on: 03544)
18	3296-39	4	Nut-Lock, NI (only on: 03544)
19	323-8	4	Screw-HH (only on: 03544)
20	95-8812	4	Screw-HH (only on: 03544)

Ref. No.	Part No.	Qty.	Description

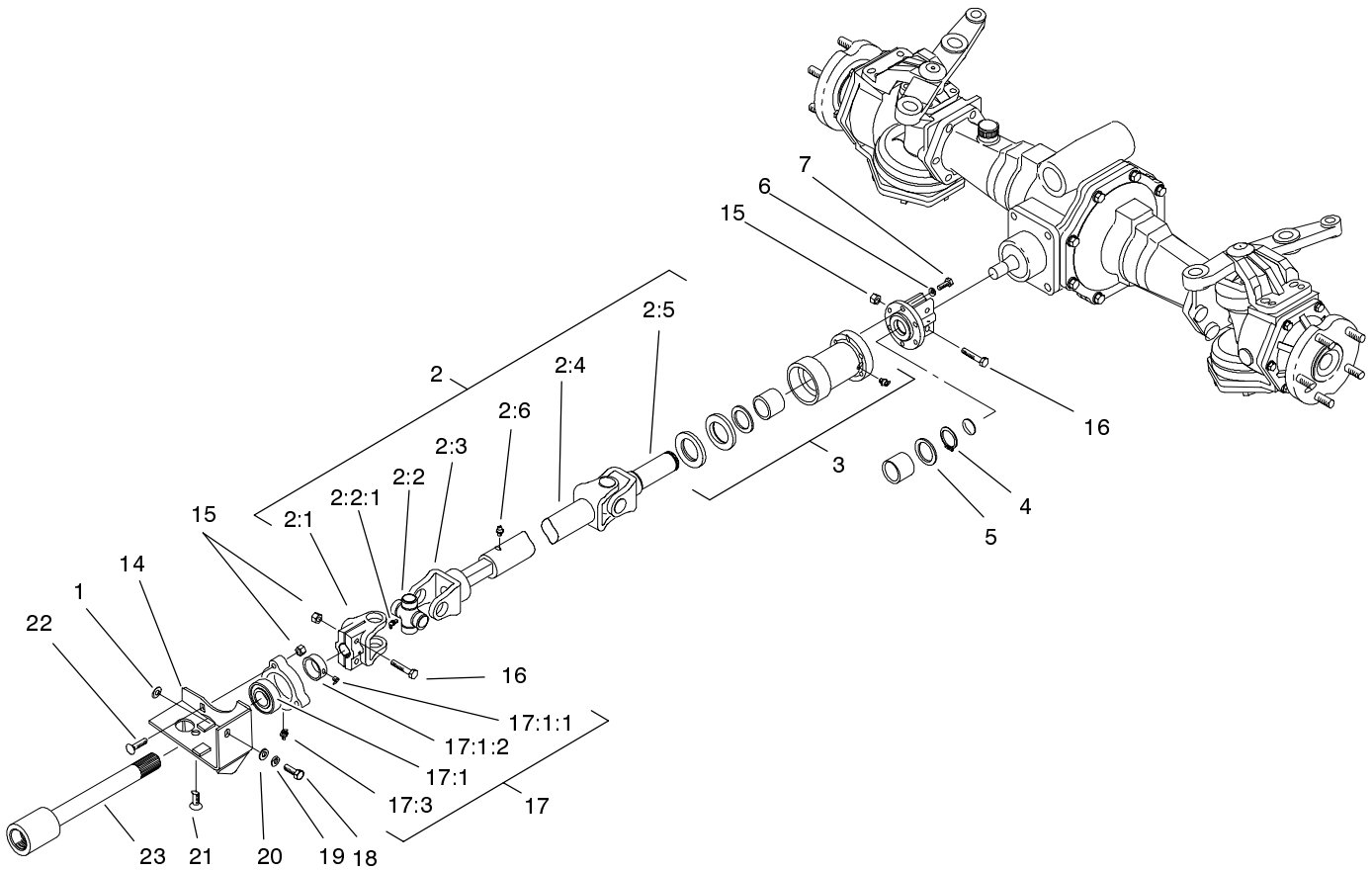


Sheet No.:C2
T-3513

Hydraulic Cylinder Assembly No. 98-8163 (Model 03544 Only)

Ref. No.	Part No.	Qty.	Description
1	32152-10	1	Locknut-Deform, Top (only on: 03544)
2	100-8022	1	Seal Repair Kit (only on: 03544)

Ref. No.	Part No.	Qty.	Description



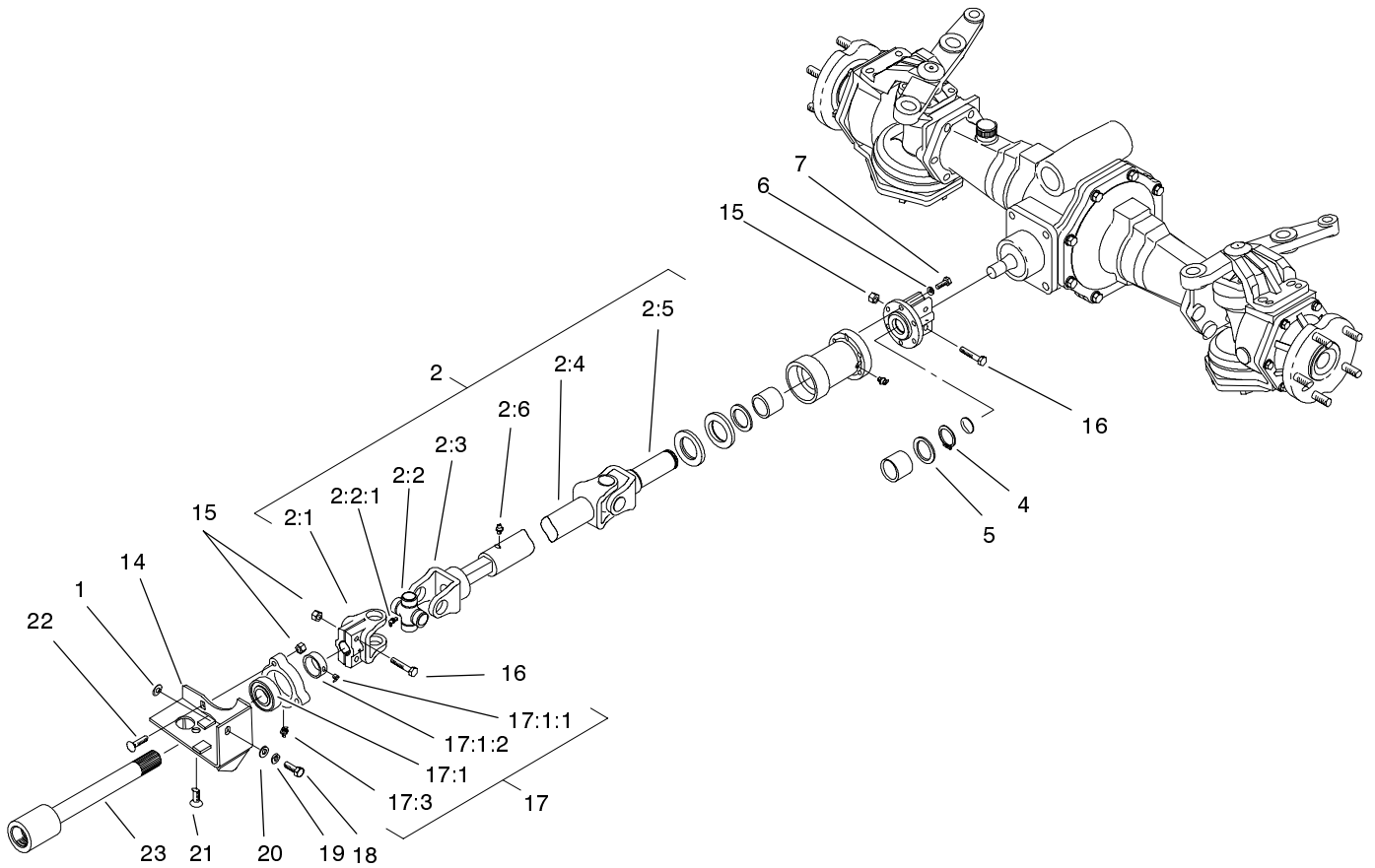
Sheet No.:33

4 WD Shaft Assembly (Model 03544 Only)

Ref. No.	Part No.	Qty.	Description
1	83-7470	2	Shim (only on: 03544)
2	99-6976	1	Driveshaft (only on: 03544)
2:1	54-9090	1	Yoke-End (only on: 03544)
2:2	54-9180	2	U-Joint Kit (only on: 03544)
2:2:1	62-3820	1	Fitting-Grease (only on: 03544)
2:3	104-1693	1	Yoke & Shaft (only on: 03544)
2:4	83-5260	1	Tube-Yoke, Slip (only on: 03544)
2:5	72-3440	1	Yoke - Shaft (only on: 03544)
2:6	302-58	1	Fitting-Grease (only on: 03544)
☆3		1	Clutch Housing ASM (only on: 03544)
4	32151-87	1	Ring-Retaining (only on: 03544)
5	71-4590	2	Washer-Thrust (only on: 03544)
6	3253-3	6	Washer-Lock (only on: 03544)
7	3274-8	6	Screw(only on:03544)

Ref. No.	Part No.	Qty.	Description
14	83-4970-03	1	Bracket-Bearing (only on: 03544)
15	3296-29	7	Nut-Lock (only on: 03544)
16	322-8	4	Screw-HH (only on: 03544)
17	76-2460	1	Bearing ASM (only on: 03544)
17:1	94-3405	1	Bearing-Ball (only on: 03544)
17:1:1	3245-35	1	Screw-HS (only on: 03544)
17:1:2	251-77	1	Bearing-Lockcollar (only on: 03544)
17:3	302-5	1	Fitting-Grease (only on: 03544)
18	48-9460	1	Capscrew-Hex (only on: 03544)
19	42-9850	1	Washer-Lock, Spring (only on: 03544)
20	48-8030	1	Washer (only on: 03544)
21	3274-34	1	Screw-HSFH (only on: 03544)

☆ Not serviced

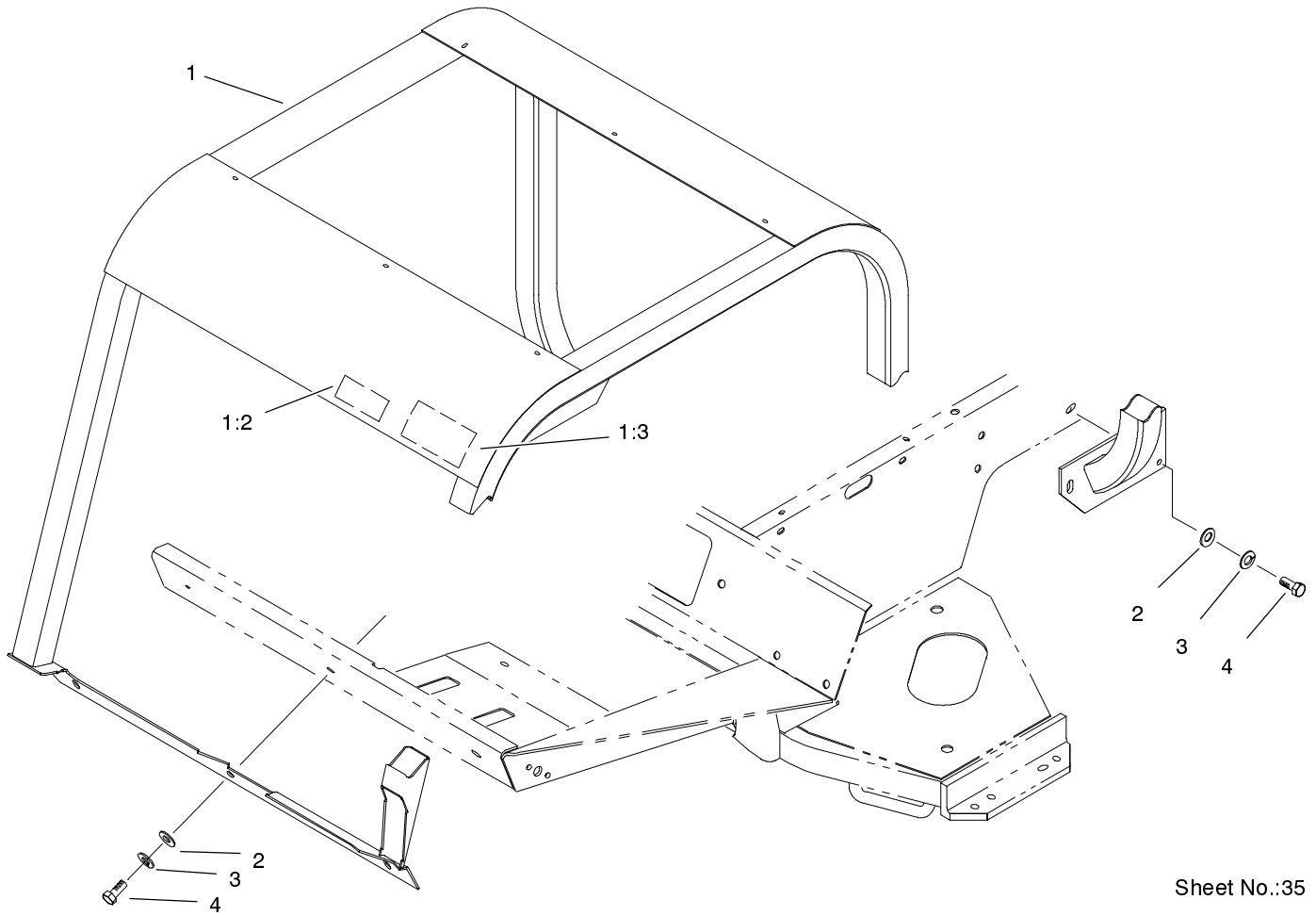


Sheet No.:33

4 WD Shaft Assembly (Model 03544 Only - Continued)

Ref. No.	Part No.	Qty.	Description
22	3230-3	3	Screw-CARR(only on: 03544)
23	83-4900-03	1	Shaft-Traction(only on: 03544)

Ref. No.	Part No.	Qty.	Description

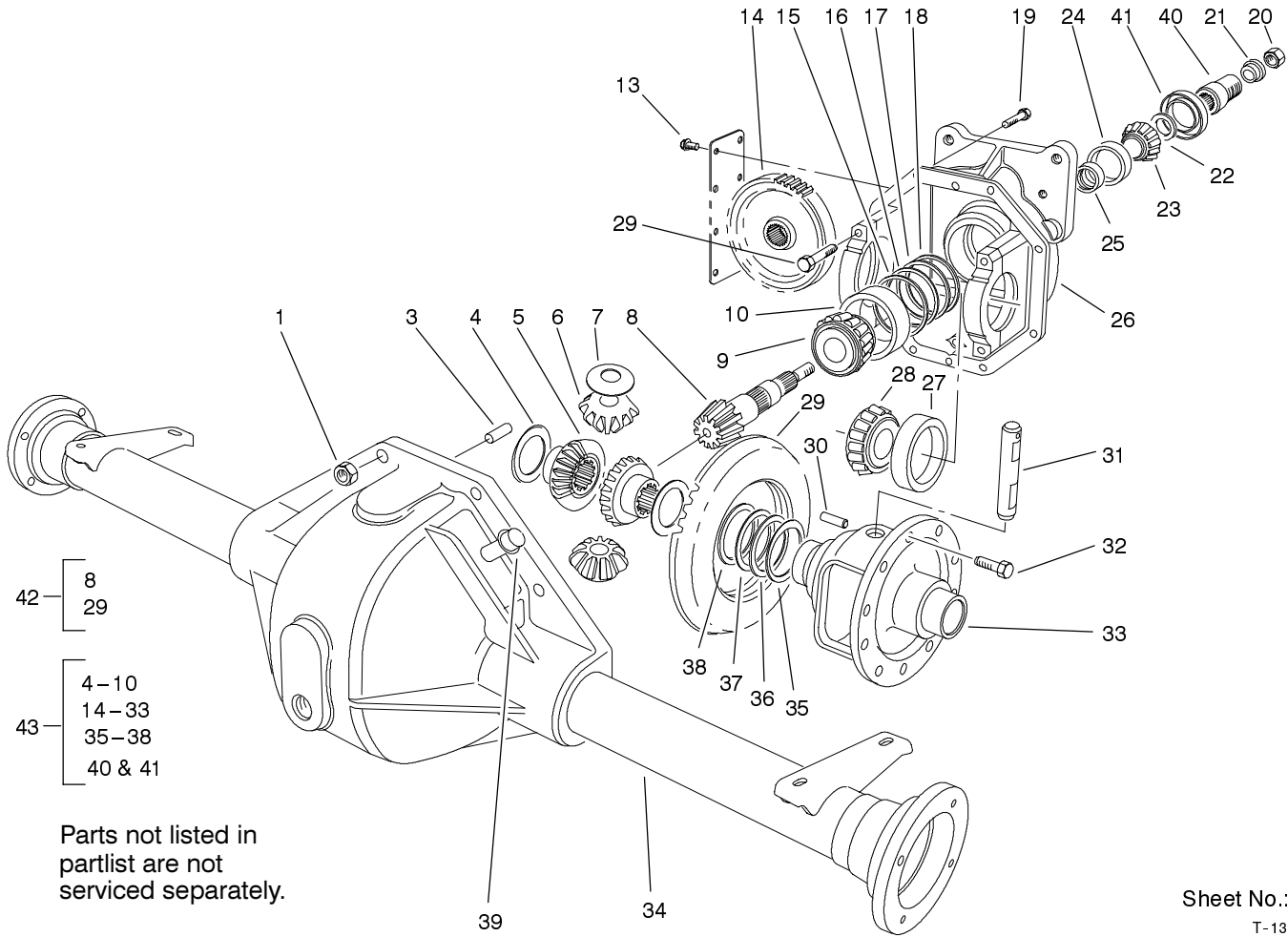


Sheet No.:35

Roll-Over-Protection-System and Stabilizer Assembly (Model 03544 Only)

Ref. No.	Part No.	Qty.	Description
1	104-1248	1	Rops ASM (only on: 03544)
1:2	85-9980	1	Decal (only on: 03544)
1:3	93-8050	1	Decal-Roof, Rops (only on: 03544)
2	3256-26	9	Washer-Flat (only on: 03544)
3	3253-7	9	Washer-Lock (only on: 03544)
4	325-5	9	Screw-HH (only on: 03544)

Ref. No.	Part No.	Qty.	Description



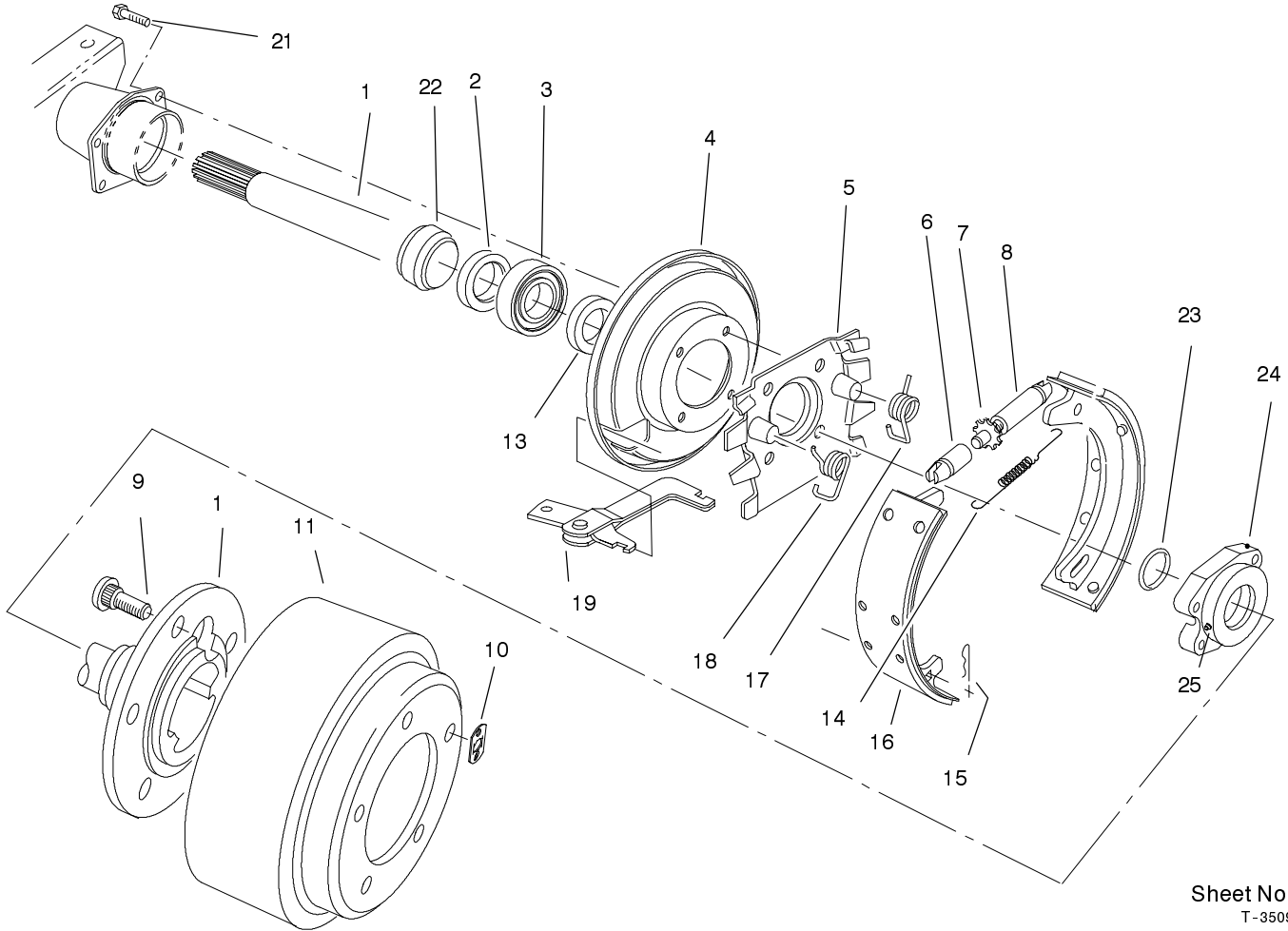
Sheet No.:1
T-1315

Axle Assembly No. 99-6981-03

Ref. No.	Part No.	Qty.	Description
1	32144-5	8	Screw
3	21-8270	2	Pin-Dowel
4	21-7720	2	Washer-Thrust
5	24-8790	2	Diff Gear
6	21-7690	2	Diff Pinion
7	21-7730	2	Pinion Thrust Washer
9	43-6760	1	Bearing-Roller, Cone Taper
10	43-6750	1	Bearing-Taper, Cup
13	32144-112	8	Screw-Forming, Thread
14	86-7230	1	Gear-Input Transmission
15	43-6710	1	Shim
16	43-6711	1	Shim
17	43-6712	1	Shim
18	43-6713	1	Shim
19	3210-8	8	Screw-HH
20	71-4350	1	Nut
21	83-5130	1	Spacer - Pinion
22	72-3570	1	Shim-Bearing, Front
22	72-3571	1	Shim-Bearing, Front
22	72-3572	1	Shim-Bearing, Front
22	72-3573	1	Shim-Bearing, Front
22	72-3574	1	Shim-Bearing, Front
22	72-3575	1	Shim-Bearing, Front

Ref. No.	Part No.	Qty.	Description
22	72-3576	1	Shim-Bearing, Front
22	72-3577	1	Shim-Bearing, Front
22	72-3578	1	Shim-Bearing, Front
22	72-3580	1	Shim-Bearing, Front
22	72-3581	1	Shim-Bearing, Front
22	72-3582	1	Shim-Bearing, Front
22	72-3583	1	Shim-Bearing, Front
22	72-3584	1	Shim-Bearing, Front
22	72-3585	1	Shim-Bearing, Front
22	72-3586	1	Shim-Bearing, Front
22	72-3587	1	Shim-Bearing, Front
22	72-3588	1	Shim-Bearing, Front
22	72-3590	1	Shim-Bearing, Front
22	72-3591	1	Shim-Bearing, Front
22	72-3592	1	Shim-Bearing, Front
22	72-3593	1	Shim-Bearing, Front
22	72-3594	1	Shim-Bearing, Front
22	72-3595	1	Shim-Bearing, Front
22	72-3596	1	Shim-Bearing, Front
22	72-3597	1	Shim-Bearing, Front
22	72-3598	1	Shim-Bearing, Front
22	72-3600	1	Shim-Bearing, Front
23	254-91	1	Cone-Bearing
24	21-8390	1	Cup-Bearing
25	21-8020	1	Spacer-Bearing
26	93-3619	1	Upper Housing ASM

3326-151



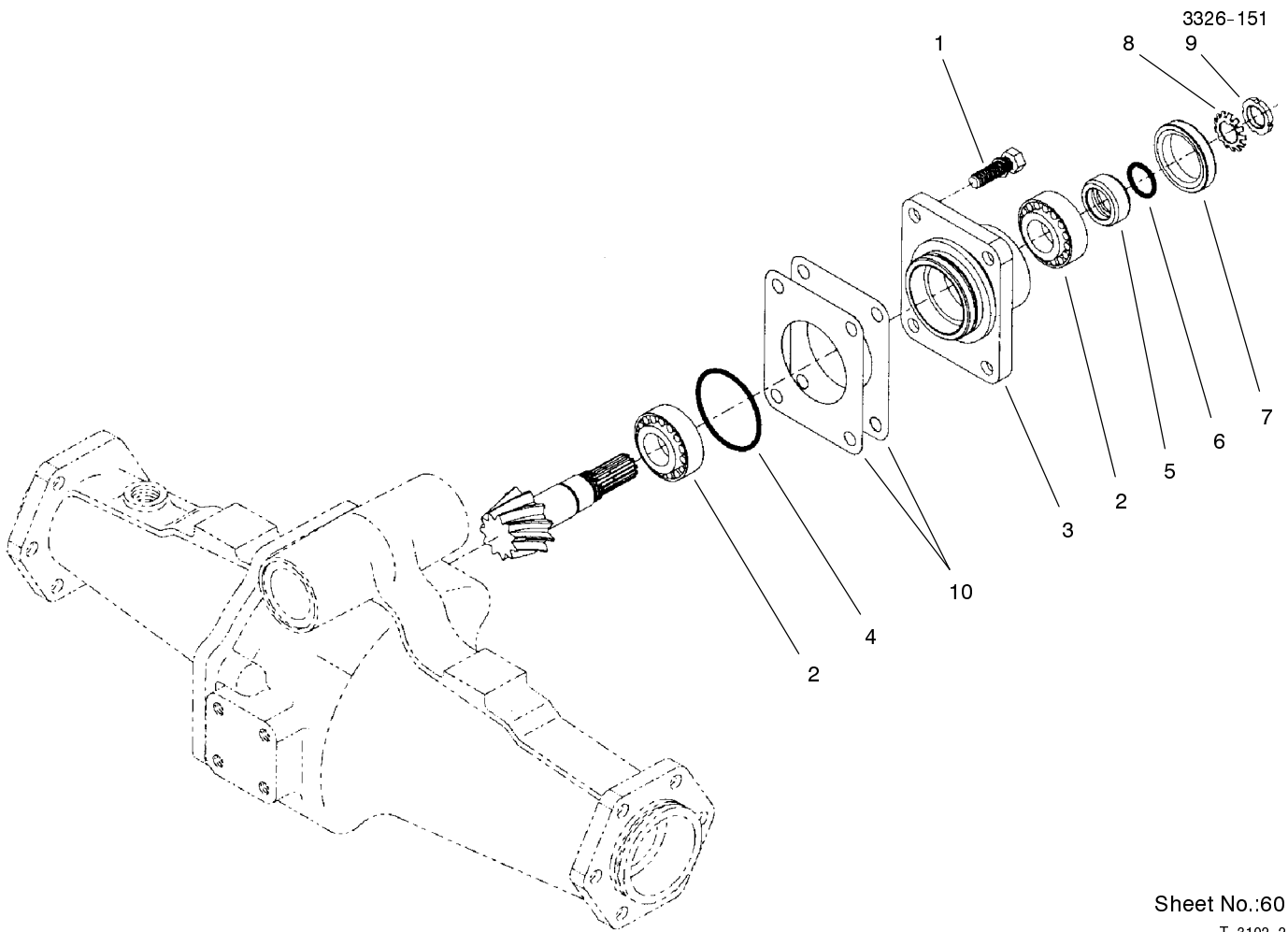
Sheet No.:2
T-3509

Brake Assembly

Ref. No.	Part No.	Qty.	Description
1	100-3840	1	Shaft-Axle, LH
1	100-3841	1	Shaft-Axle, RH
2	100-3842	2	Seal-Oil
3	21-8180	2	Bearing ASM
4	100-3843	2	Shield-Dust
5	100-3844	2	Spider-Torque
6	21-9390	2	Socket-Adj. Screw
7	21-9370	2	Screw-Adj.
8	21-9380	2	Nut-Pivot
9	242-34	10	Stud-Drive
10	21-8360	2	Locknut
11	28-0680	2	Drum-Brake
13	100-3845	2	Seal-Grease
14	21-9440	2	Spring-Adj. Screw
15	21-9460	4	Retainer-Lever, Brake
16	84-8590	4	Shoe And Lining ASM
17	21-9420	2	Spring-Return, Shoe
18	21-9430	2	Spring-Shoe Return, RH
19	24-9180	2	Strut & Lever ASM
21	100-3846	8	Screw-Special
22	100-3847	2	Retainer-Bearing
23	100-3848	2	O-Ring
24	100-3849	2	Cap-Bearing
25	100-3850	2	Zerk-Special

Ref. No.	Part No.	Qty.	Description
*26	84-8600	1	Packing-Shoes Lined
*27	92-8775	1	Liquid Gasket Kit

* Not illustrated



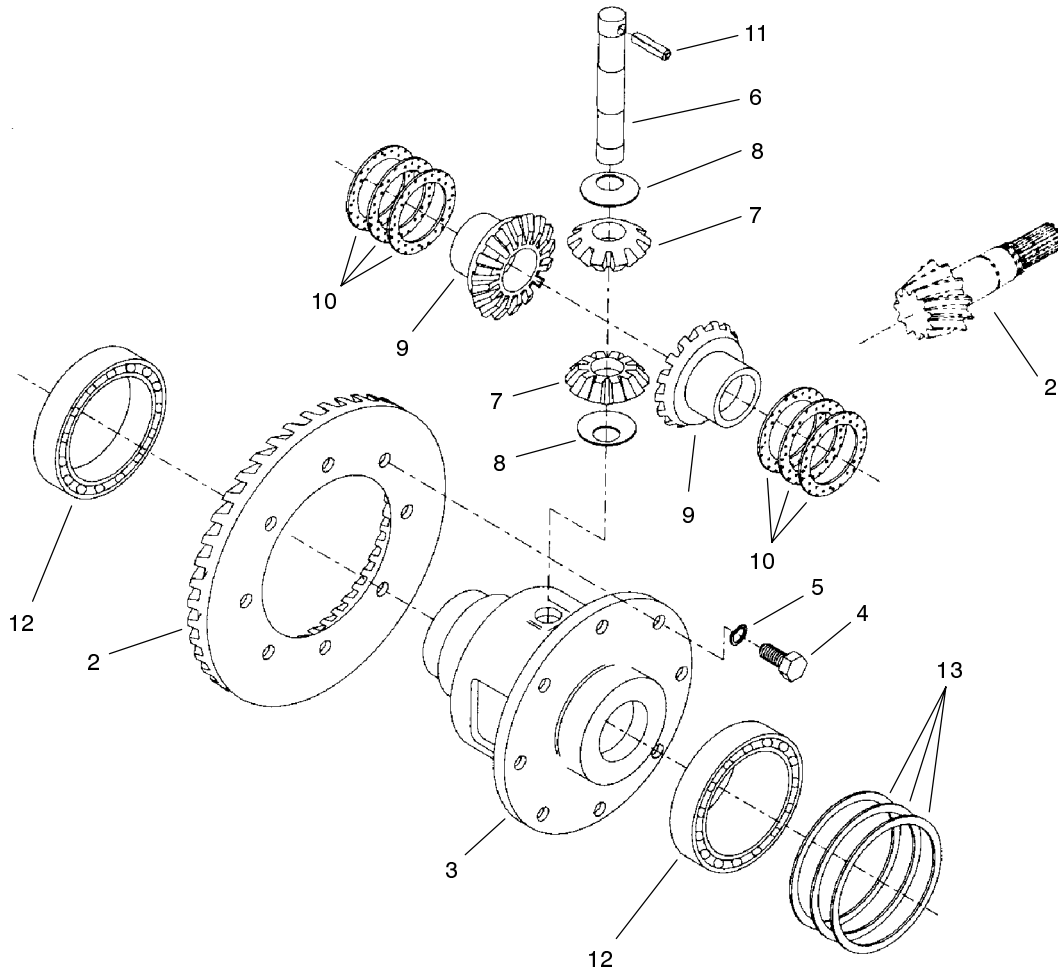
Sheet No.:60
T-3102-2

Rear Axle Assembly No. 98-3925 Bevel Pinion Shaft Assembly

Ref. No.	Part No.	Qty.	Description
1	99-7575	4	Bolt
2	99-7570	2	Bearing-Taper Roller
3	95-7535	1	Case-Bearing
4	99-7571	1	O-Ring
5	99-7572	1	Collar-Oil Seal
6	99-7573	1	O-Ring
7	99-7574	1	Seal-Oil
8	99-7559	1	Washer-Lock
9	99-7560	1	Nut-Lock
10	99-7550	2	Shim 0.1
10	99-7551	2	Shim 0.2

Ref. No.	Part No.	Qty.	Description

* Not Illustrated



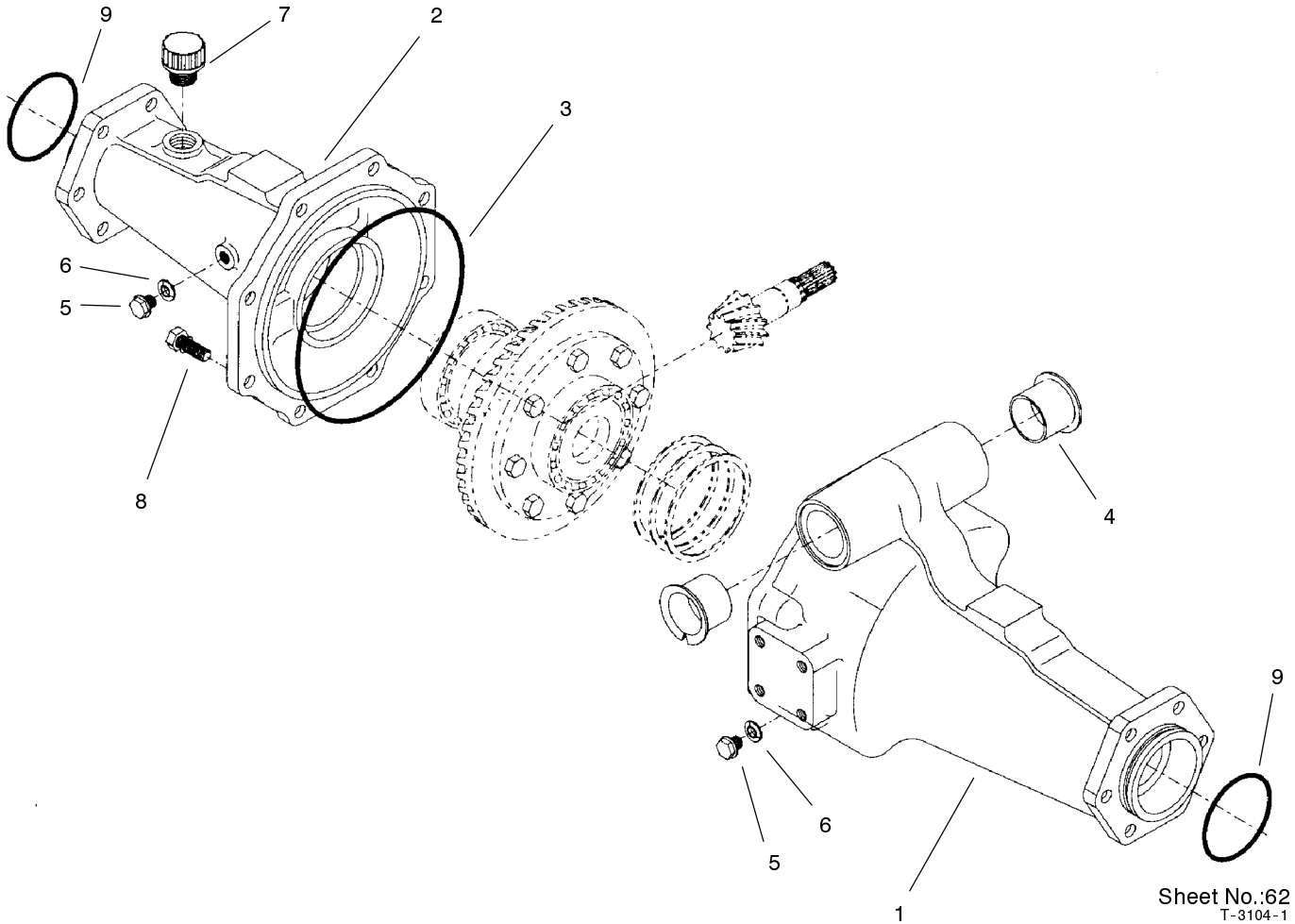
Sheet No.:61
T-3103-2

Rear Axle Assembly No. 98-3925 (Continued) Differential Assembly No. 95-7503

Ref. No.	Part No.	Qty.	Description
*1	95-7503	1	Differential ASM
2	100-2555	1	Ring And Pinion Matched Set
3	95-7502	1	Case-Differential
4	99-7576	8	Bolt
5	99-7577	8	Washer-Spring
6	99-7578	1	Shaft-Differential
7	99-7579	2	Pinion-Differential
8	99-7580	2	Washer-Differential
9	99-7581	2	Gear-Differential
10	99-7582	2	Washer-Differential
10	99-7583	2	Washer-Differential
10	99-7584	2	Washer-Differential
11	99-7588	1	Pin-Spring
12	99-7562	2	Bearing-Ball
13	99-7585	2	Shim 0.1
13	99-7586	2	Shim 0.2
13	99-7587	2	Shim 0.4

Ref. No.	Part No.	Qty.	Description

* Not illustrated

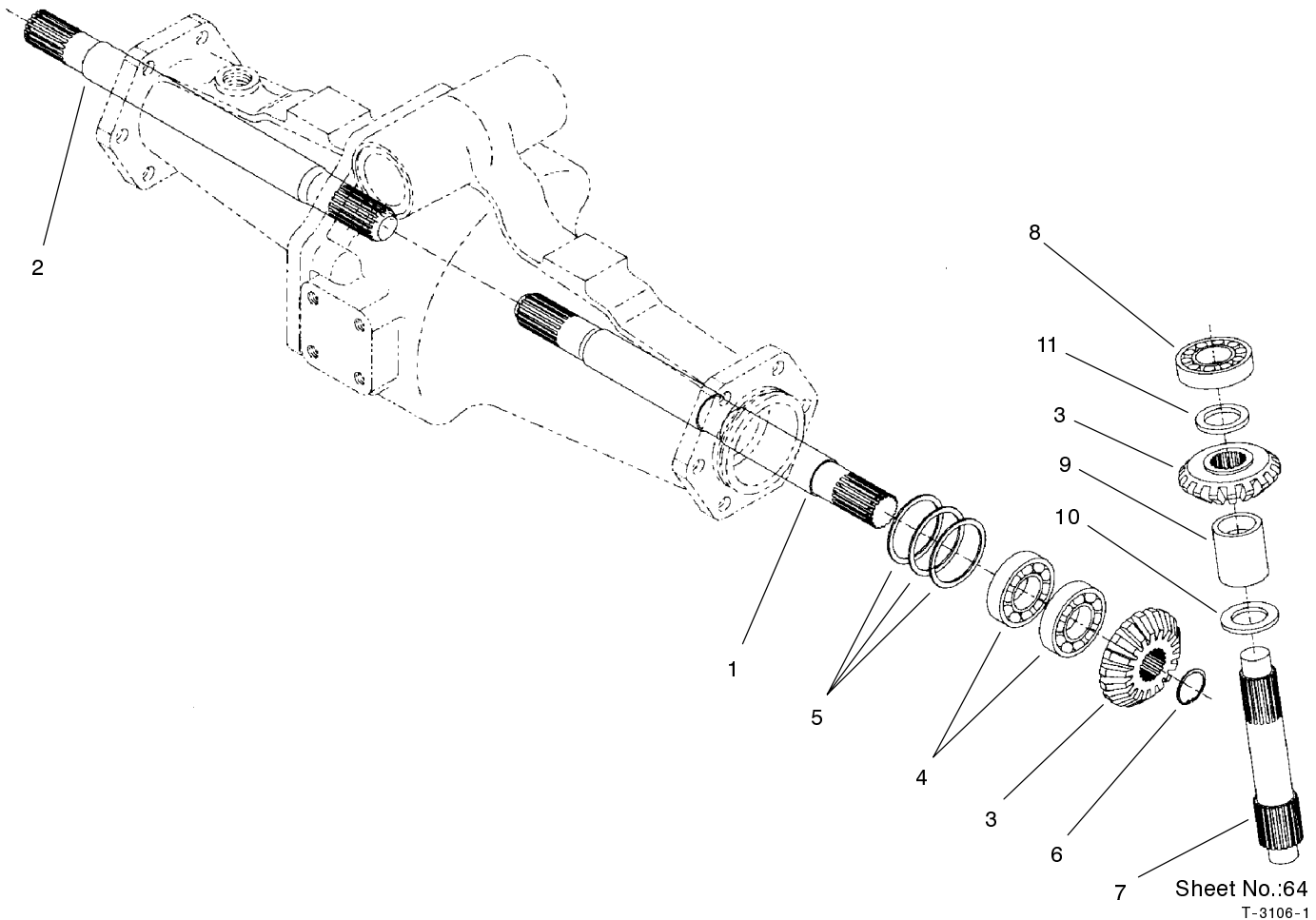


Sheet No.:62
T-3104-1

Rear Axle Assembly No. 98-3925 (Continued) Axle Support Assembly

Ref. No.	Part No.	Qty.	Description
1	95-7508	1	Support-Axle
2	95-7506	1	Support-Axle
3	95-7507	1	O-Ring
4	95-7537	2	Bushing-Flanged
5	99-7589	2	Plug
6	99-7590	2	Washer-Seal
7	99-7591	1	Oil Plug ASM
8	99-7592	8	Bolt
9	99-7593	2	O-Ring

Ref. No.	Part No.	Qty.	Description



Sheet No.:64
T-3106-1

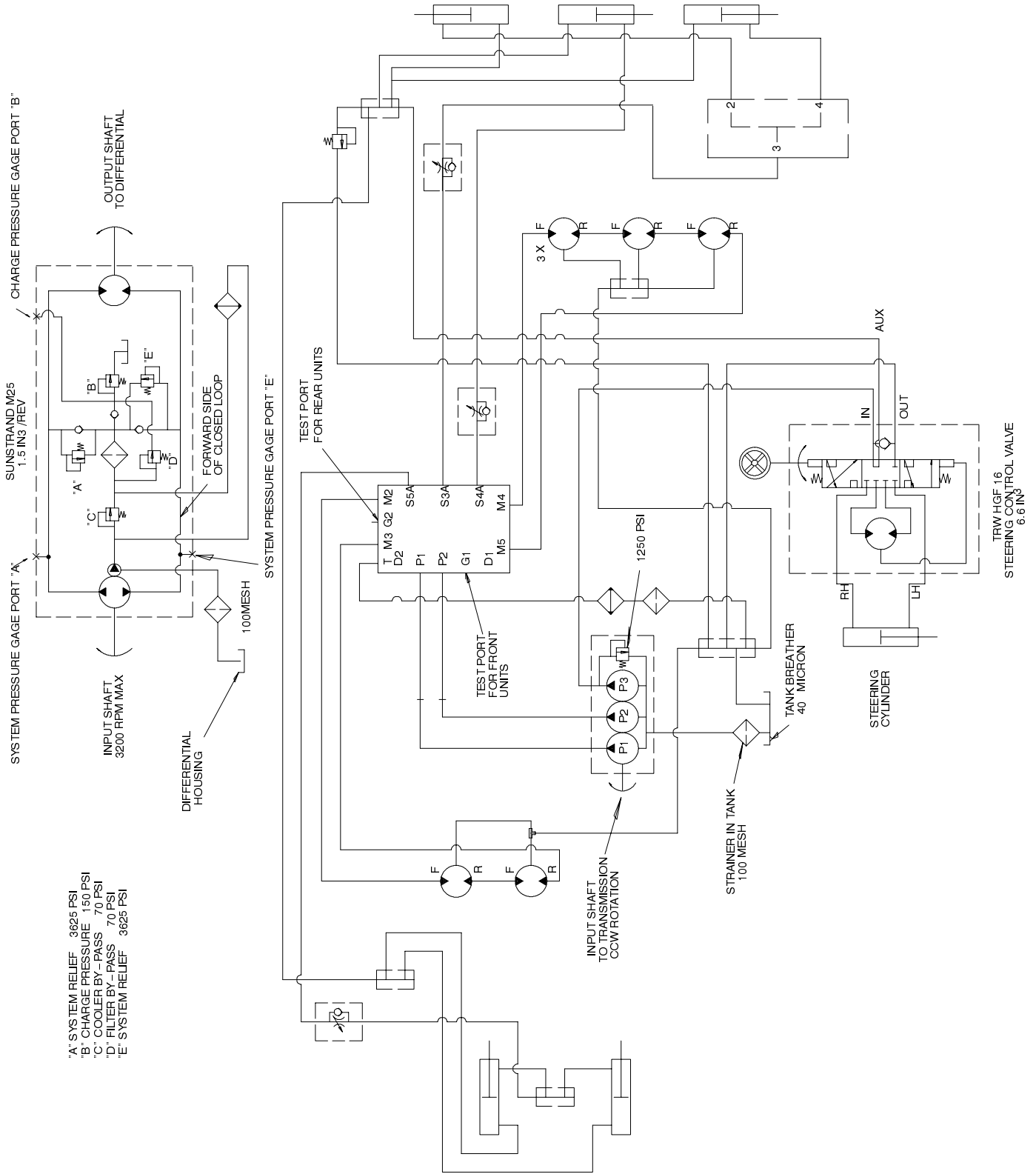
Rear Axle Assembly No. 98-3925 (Continued) Bevel Gear Shaft Assembly

Ref. No.	Part No.	Qty.	Description
1	99-7509	1	Shaft-Differential, LH Gear
2	99-7512	1	Shaft-Differential, RH Gear
3	95-7518	4	Gear-18 Bevel
4	99-7530	4	Bearing-Ball
5	99-7552	2	Shim 0.1
5	99-7553	2	Shim 0.2
5	99-7554	2	Shim 0.5
6	99-7531	2	Cir-Clip
7	95-7530	2	Shaft-Bevel Gear
8	99-7532	2	Bearing-Taper Roller
9	95-7543	2	Spacer
10	99-7533	2	Collar-Thrust
11	99-7558	2	Collar

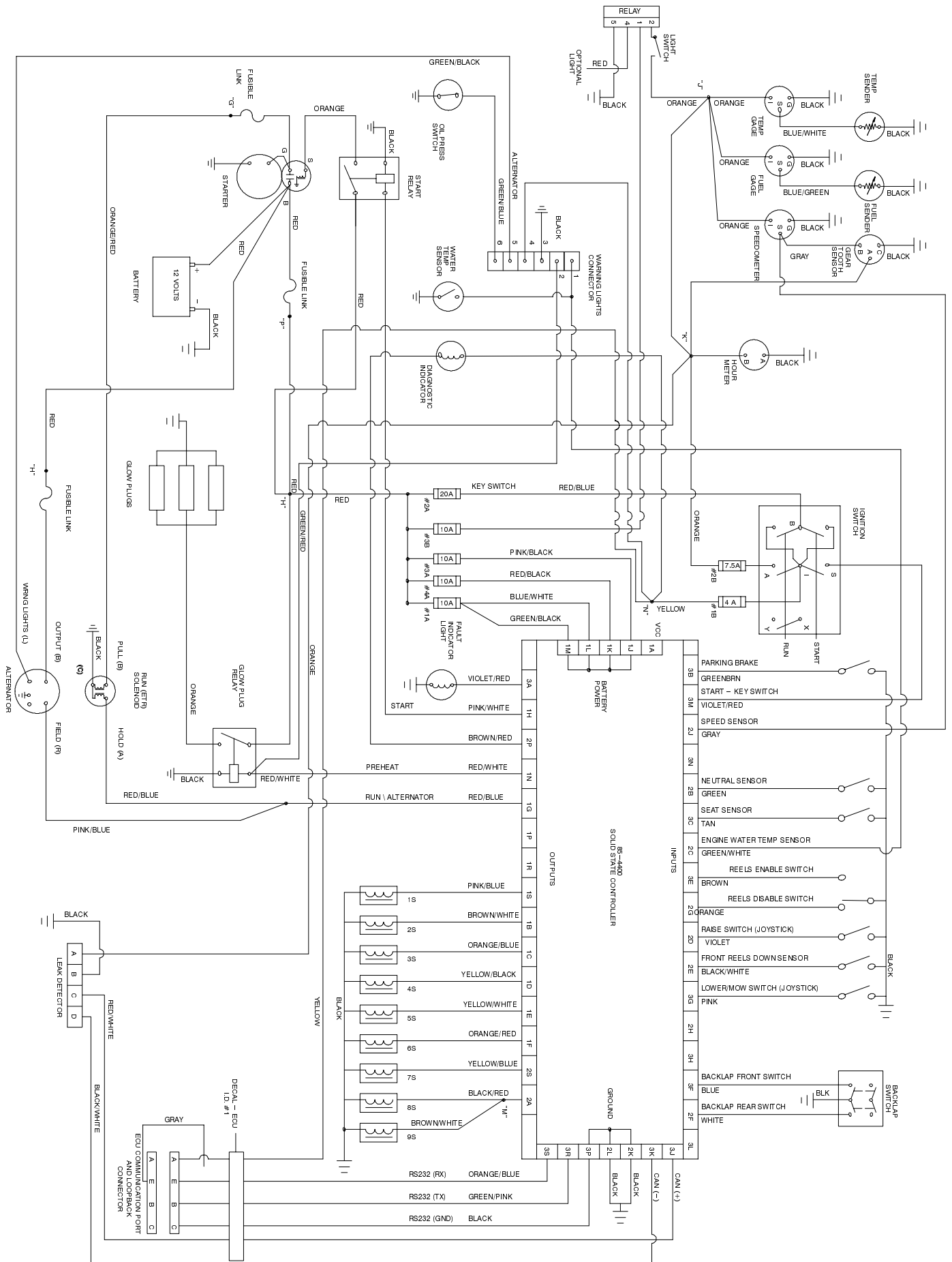
Ref. No.	Part No.	Qty.	Description

* Not Illustrated

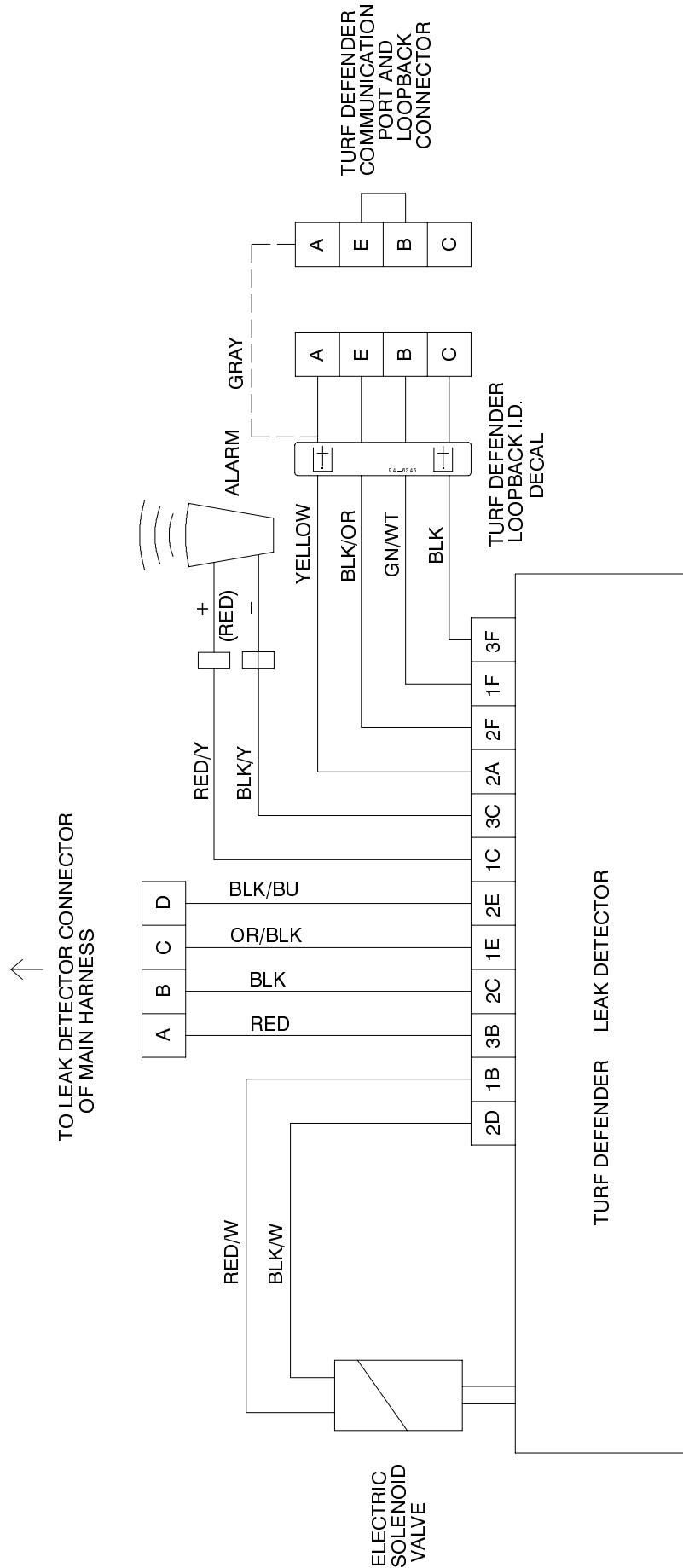
Hydraulic Schematic

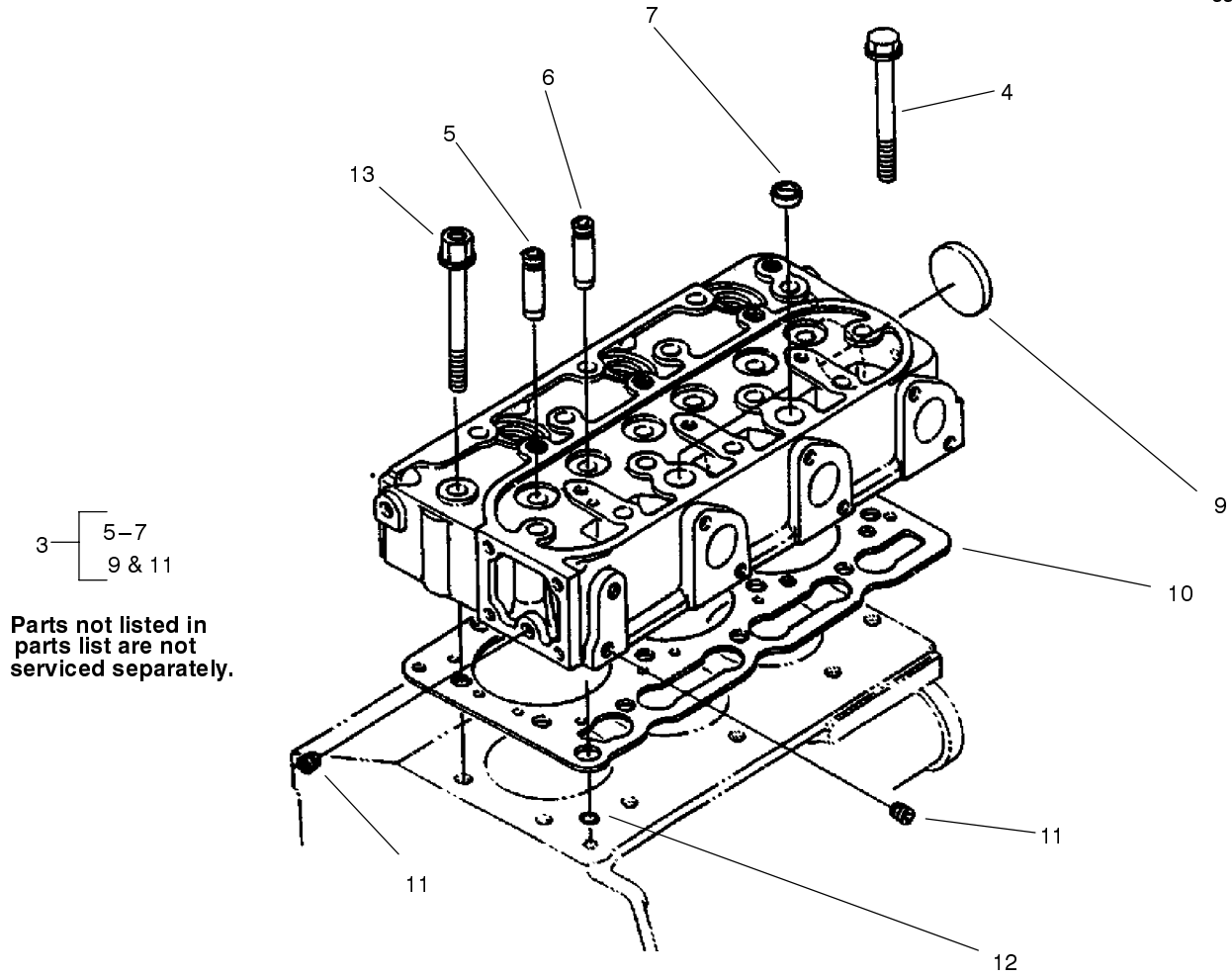


Electrical Schematic



Electrical Schematic - Turfdefender





Parts not listed in parts list are not serviced separately.

Cylinder Head Assembly

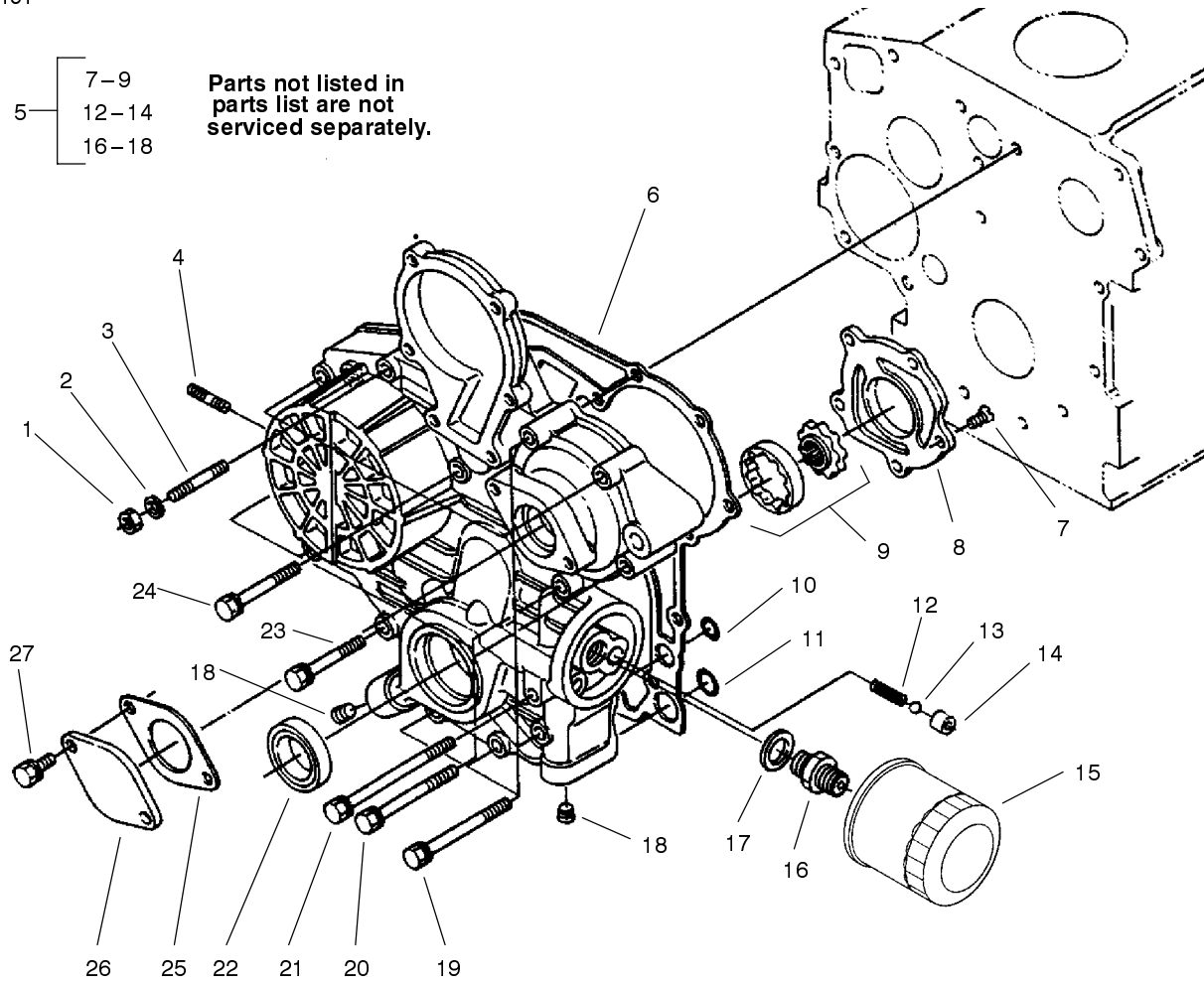
T-2908-1

Ref. No.	Part No.	Qty.	Description
3	98-9460	1	Cylinder Head ASM
4	98-9479	12	Bolt-Head, Cylinder
5	98-9499	3	Guide-Valve, Inlet
6	98-9500	3	Guide-Valve, Exhaust
7	98-9389	2	Cap-Sealing
9	98-9395	1	Cap-Sealing
10	98-9613	1	Gasket-Head, Cylinder
11	98-7540	2	Plug
12	98-7509	1	O-Ring
13	98-9647	2	Bolt-Head, Cylinder

Ref. No.	Part No.	Qty.	Description

5 — [7-9
12-14
16-18

Parts not listed in parts list are not serviced separately.

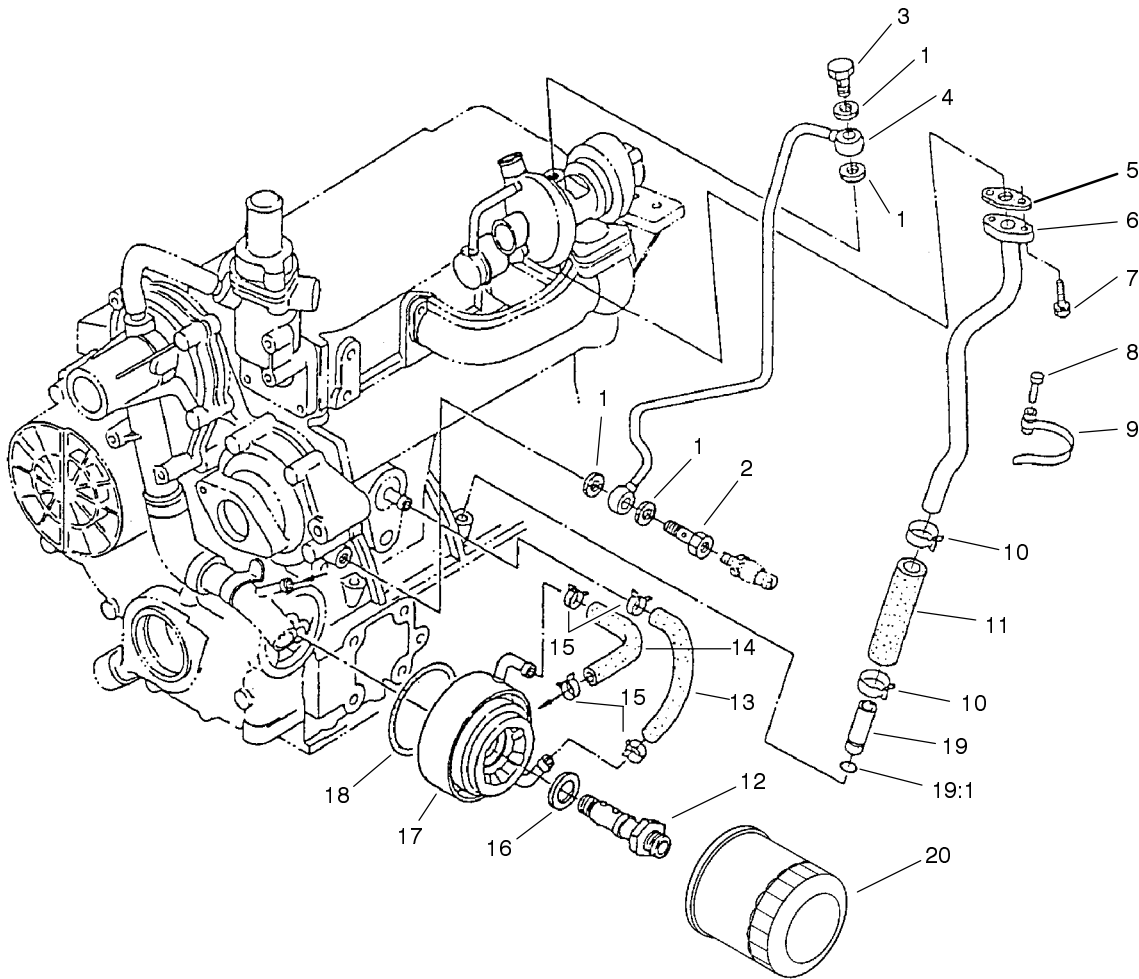


T-2909

Gear Case and Oil Filter Assembly

Ref. No.	Part No.	Qty.	Description
1	98-7572	1	Nut
2	98-9367	1	Washer-Lock
3	98-9363	1	Stud
4	98-9362	2	Stud
5	98-9481	1	Gear Case ASM
6	98-9633	1	Gasket-Case, Gear
7	98-9592	5	Screw
8	98-9541	1	Cover-Pump, Oil
9	98-9540	1	Oil Pump Rotor ASM
10	98-9372	2	O-Ring
11	98-7547	2	O-Ring
12	98-9544	1	Spring
13	98-9380	1	Ball
14	98-9543	1	Seal-Valve
15	99-8384	1	Oil Cartridge ASM
16	98-9388	1	Joint-Pipe
17	98-7562	1	Washer-Flat
18	98-9598	2	Plug
19	98-9356	2	Bolt
20	98-9355	6	Bolt
21	98-9586	1	Bolt
22	98-9482	1	Seal-Oil
23	98-9437	1	Bolt
24	98-7496	3	Bolt
25	98-9684	1	Gasket-Case, Gear

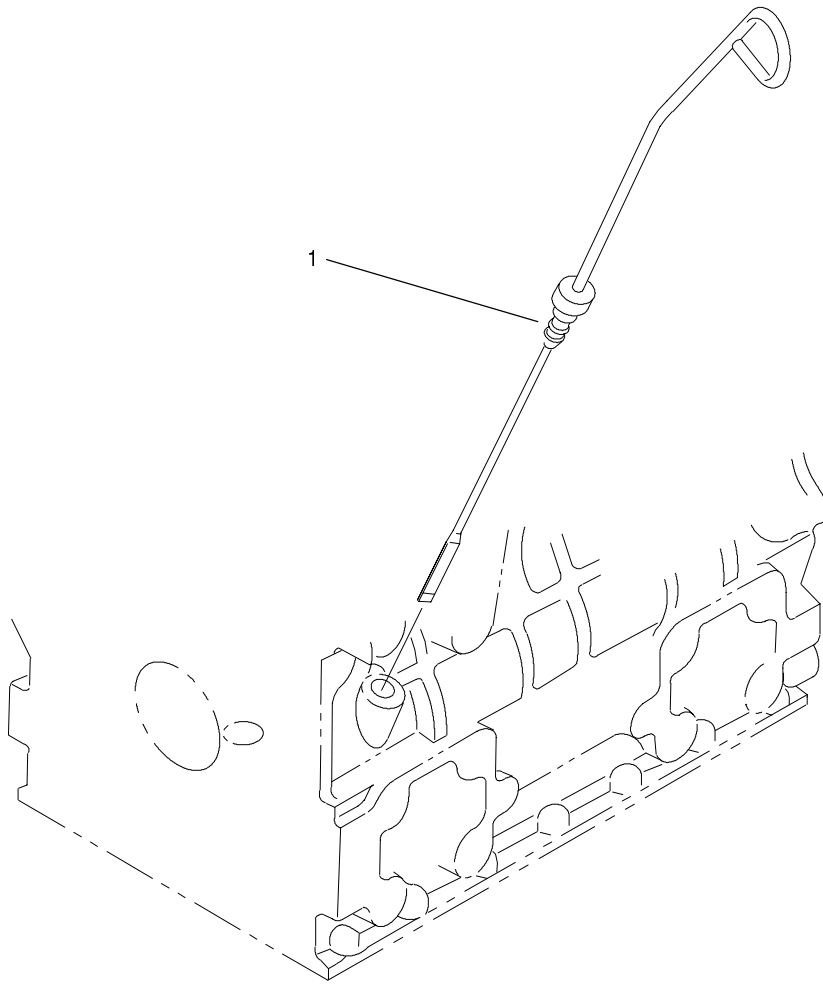
Ref. No.	Part No.	Qty.	Description
26	98-9641	1	Cover
27	98-7692	2	Bolt



T-3079-1

Filter, Oil Cooler and Pipe Assembly

Ref. No.	Part No.	Qty.	Description	Ref. No.	Part No.	Qty.	Description
1	99-8346	4	Gasket				
2	98-9417	1	Bolt-Eye Joint				
3	98-9418	1	Bolt-Eye Joint				
4	98-9419	1	Pipe-Oil				
5	98-9435	1	Gasket				
6	98-9461	1	Pipe-Oil				
7	98-7568	2	Bolt				
8	98-9591	1	Pin-Band				
9	98-9601	1	Clamp-Pipe				
10	98-9714	2	Clamp-Hose				
11	98-9721	1	Pipe-Oil				
12	98-9723	1	ASM-Holder				
13	98-9724	1	Pipe-Cooler, Oil				
14	98-9578	1	Pipe-Return, Water				
15	98-9579	4	Band-Pipe				
16	98-9727	1	Collar				
17	98-9728	1	ASM-Cooler, Oil				
18	98-9729	1	O-Ring				
19	99-8383	1	ASM-Pipe, Oil				
19:1	98-9722	1	O-Ring				
20	99-8384	1	ASM-Cartridge, Oil				

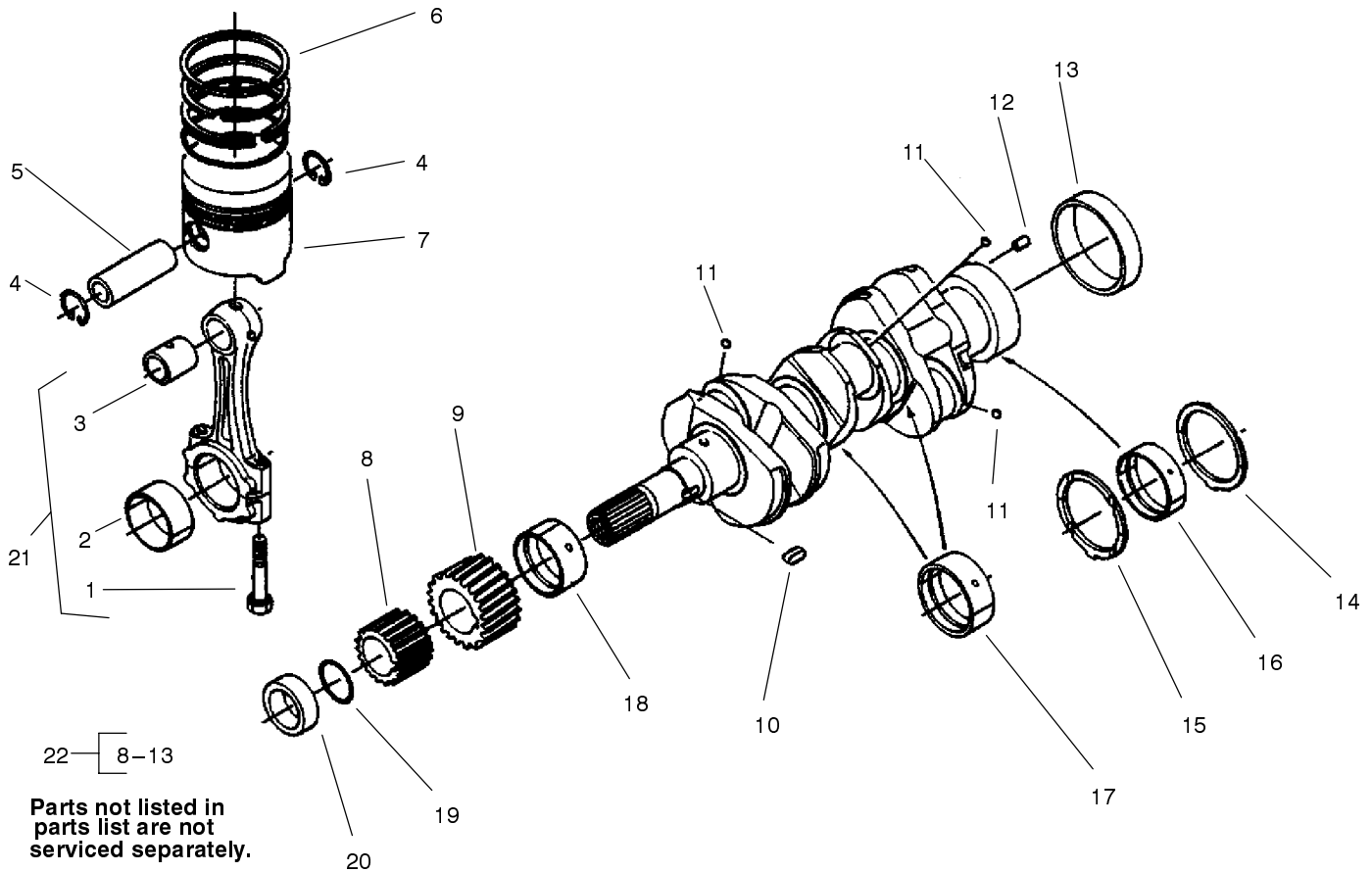


T-3094

Dipstick Assembly

Ref. No.	Part No.	Qty.	Description
1	98-9670	1	Gauge-Oil

Ref. No.	Part No.	Qty.	Description

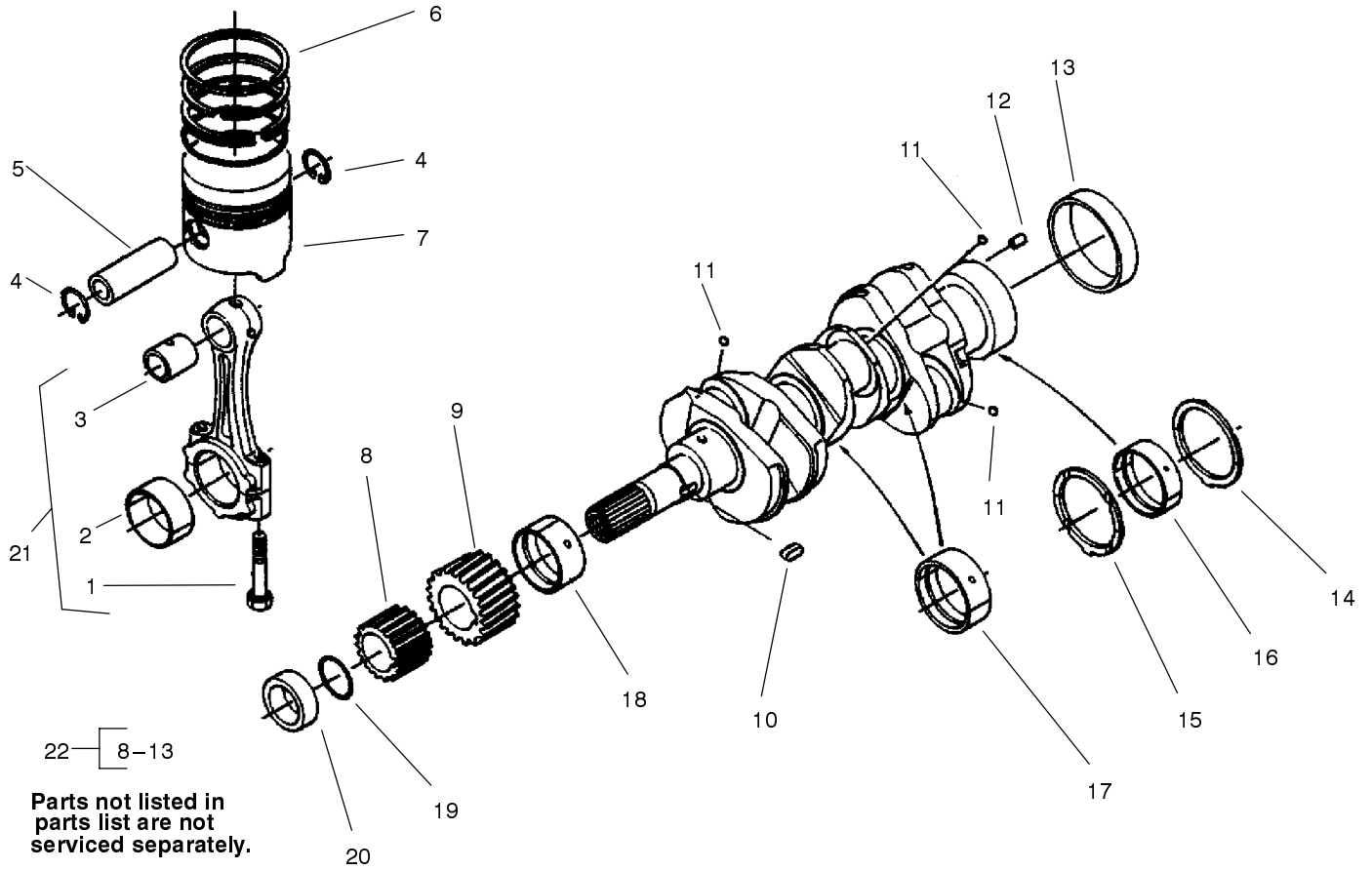


T-2914

Piston and Crankshaft Assembly

Ref. No.	Part No.	Qty.	Description
1	98-9517	6	Bolt-Rod, Connecting
2	98-9518	3	Metal-Crankpin (Std.)
2	98-9519	3	Metal-Crankpin (0.2mm Undersize)
2	98-9520	3	Metal-Crankpin (0.4mm Undersize)
3	98-9515	3	Bushing-Pin, Piston
4	98-9514	6	Clip-Circular, Piston Pin
5	98-9513	3	Pin-Piston
6	98-9618	3	Piston Ring ASM (Std.)
6	98-9619	3	Piston Ring ASM (0.5mm Oversize)
7	98-9469	3	Piston (Std.)
7	98-9470	3	Piston (0.5mm Oversize)
8	98-9542	1	Gear-Drive, Oil Pump
9	98-9532	1	Gear-Crankshaft
10	98-9666	1	Key
11	98-7473	3	Ball
12	98-9375	1	Pin-Straight
13	98-9522	1	Sleeve-Crankshaft
14	98-9413	2	Metal-Side (Std.)
14	98-9414	2	Metal-Side (0.2mm Oversize)

Ref. No.	Part No.	Qty.	Description
14	98-9415	2	Metal-Side (0.4mm Oversize)
15	98-9688	2	Metal-Side (Std.)
15	98-9689	2	Metal-Side (0.2mm Oversize)
15	98-9690	2	Metal-Side (0.4mm Oversize)
16	98-9525	1	Metal-Crankshaft (Std.)
16	98-9526	1	Metal-Crankshaft (0.2mm Undersize)
16	98-9527	1	Metal-Crankshaft (0.4mm Undersize)
17	98-9524	2	Metal-Crankshaft (Std. Set)
17	98-9530	2	Metal-Crankshaft (0.2mm Undersize Set)
17	98-9531	2	Metal-Crankshaft (0.4mm Undersize Set)
18	98-9523	1	Metal-Crankshaft (Std.)
18	98-9528	1	Metal-Crankshaft (0.2mm Undersize)
18	98-9529	1	Metal-Crankshaft (0.4mm Undersize)
19	98-9373	1	O-Ring
20	98-9521	1	Collar-Crankshaft

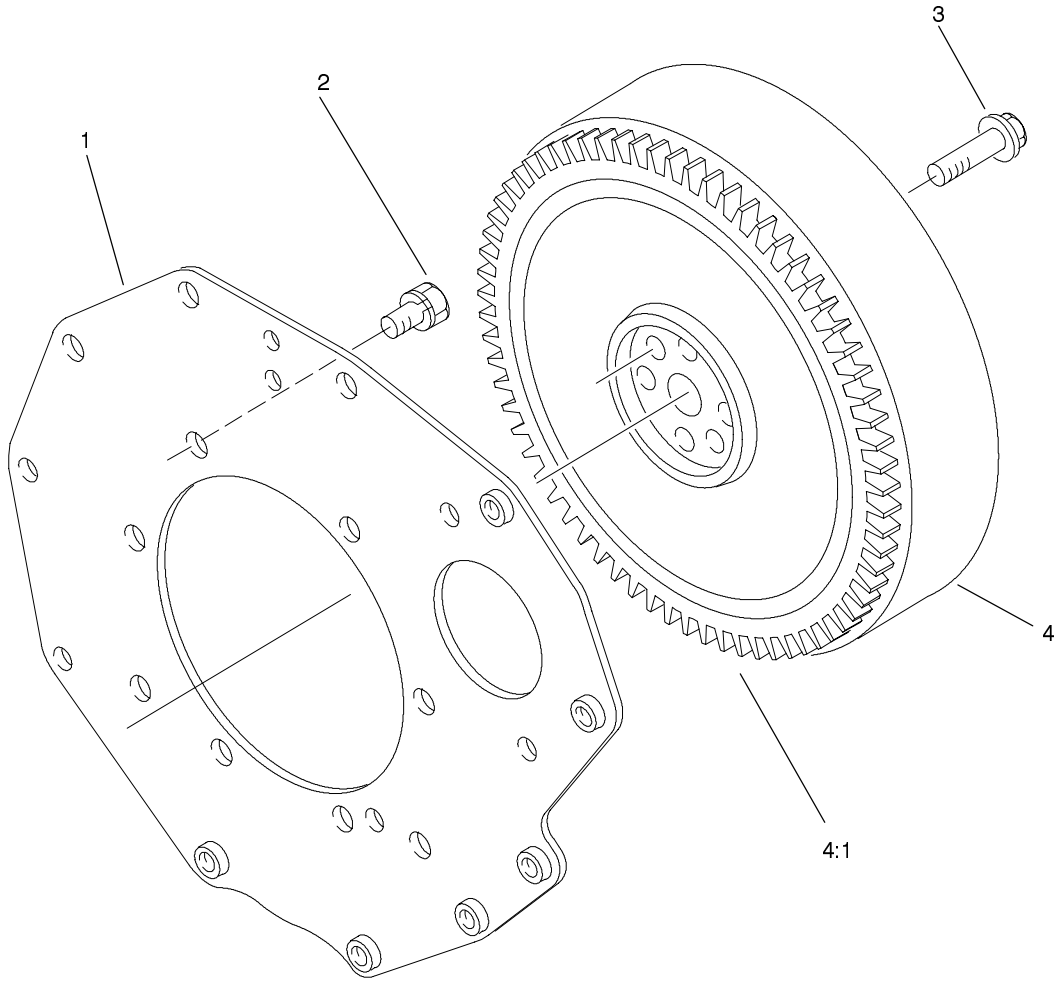


T-2914

Piston and Crankshaft Assembly (Continued)

Ref. No.	Part No.	Qty.	Description
21	98-9516	3	Connecting Rod ASM
22	98-9642	1	Crankshaft ASM

Ref. No.	Part No.	Qty.	Description

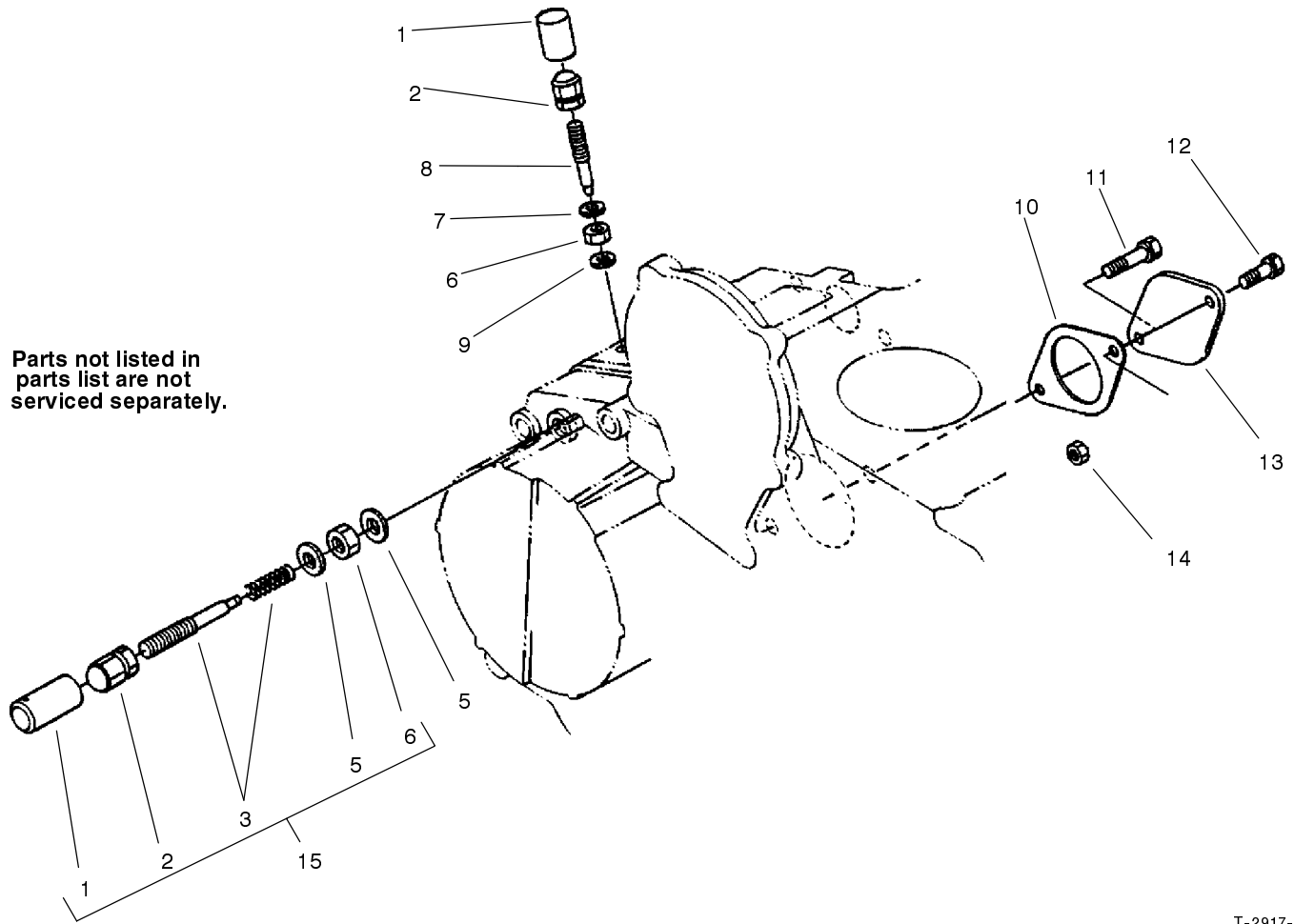


T-2915

Flywheel Assembly

Ref. No.	Part No.	Qty.	Description
1	98-9486	1	Plate-End, Rear
2	98-9392	8	Bolt
3	98-9537	6	Bolt-Flywheel
4	98-9691	1	Flywheel ASM
4:1	98-9394	1	Gear-Ring

Ref. No.	Part No.	Qty.	Description



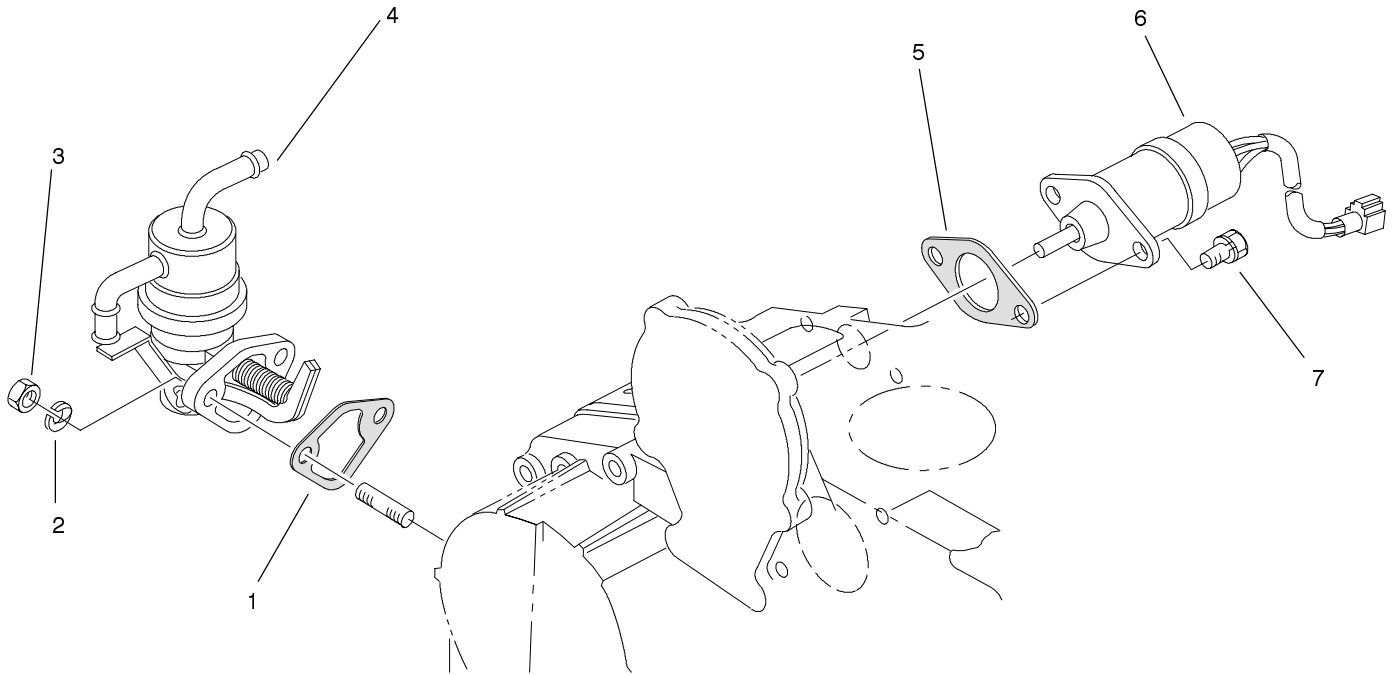
T-2917-1

Engine Stop Lever Assembly

Ref. No.	Part No.	Qty.	Description
†1		2	Lock-Pipe, Fuel Adjust.
2	99-8382	2	Nut-Cap
3	98-9679	1	Adjusting Bolt ASM
5	98-7654	2	Gasket
6	99-8386	2	Nut
7	99-8388	1	Gasket, 10mm Dia
8	98-9557	1	Bolt-Adjusting
9	99-8389	1	Gasket, 14mm Dia.
10	98-9674	1	Packing
11	98-7645	1	Bolt
12	98-9359	1	Bolt
13	98-9640	1	Cover-Pump
14	98-7534	1	Nut
15	98-9678	1	Idle Apparatus ASM

Ref. No.	Part No.	Qty.	Description

† Items must be serviced by a Kubota Authorized Toro Dealer/Distributor.

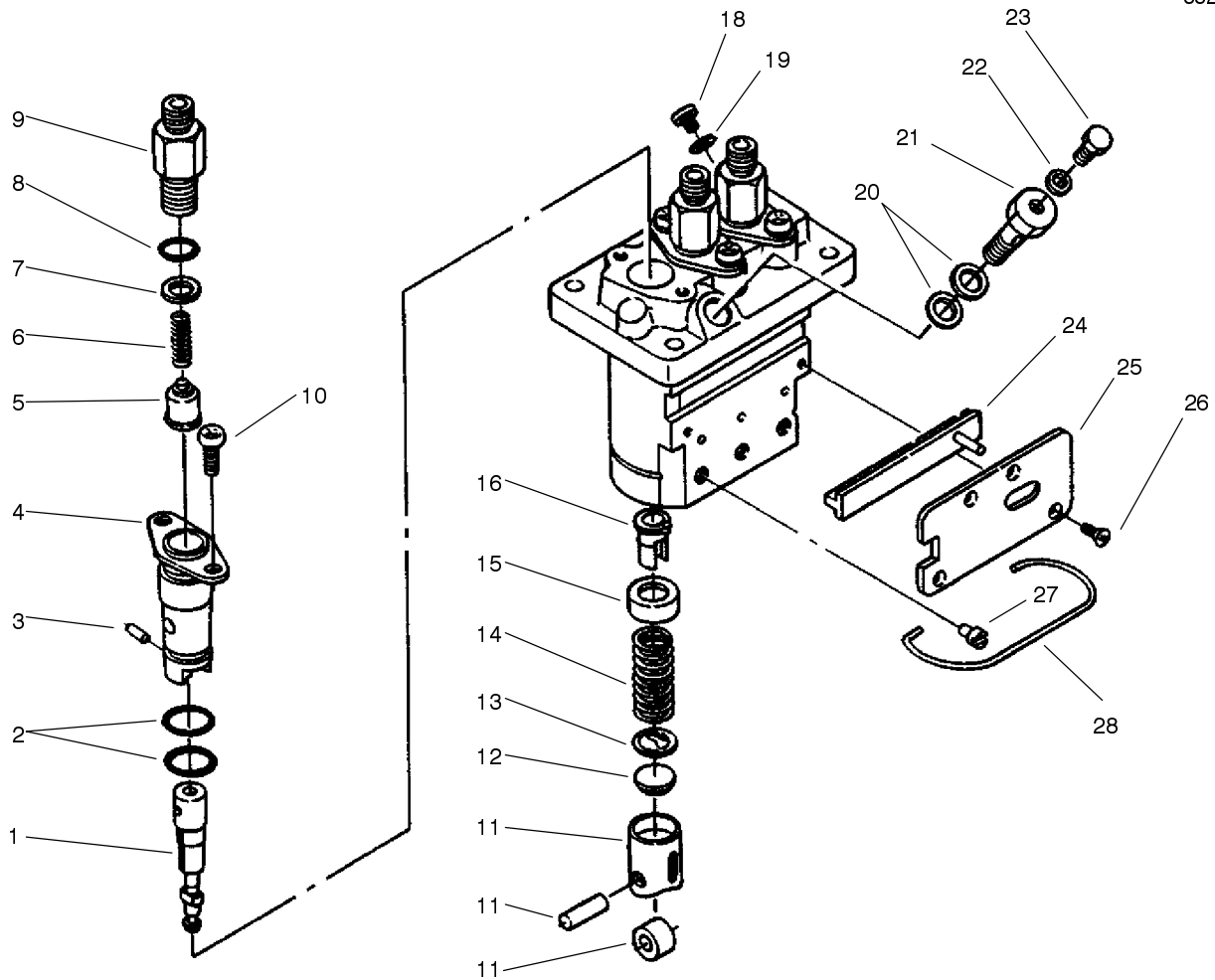


T-2918

Stop Solenoid and Fuel Pump Assembly

Ref. No.	Part No.	Qty.	Description
1	98-9436	1	Gasket-Pump, Fuel
2	98-9367	2	Washer-Lock
3	98-7572	2	Nut
4	98-9677	1	Fuel Pump ASM
5	98-9683	1	Gasket-Cover, Solenoid
6	98-9693	1	Solenoid-Stop
7	98-9351	2	Bolt

Ref. No.	Part No.	Qty.	Description

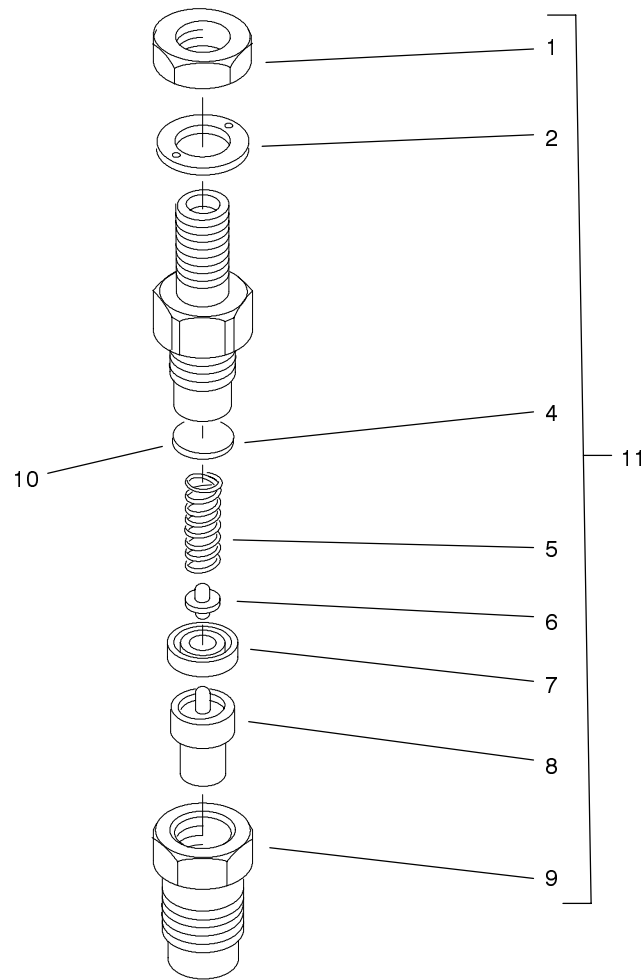


T-2920

Injection Pump Assembly No. 98-9643

Ref. No.	Part No.	Qty.	Description
1	98-9462	3	Element-Pump
2	98-9423	6	O-Ring
3	98-9443	3	Pin-Joint
4	98-9434	3	Flange-Sleeve
5	98-9421	3	Valve-Delivery
6	98-9424	3	Spring-Valve, Delivery
7	98-9425	3	Gasket-Valve, Delivery
8	98-9447	3	O-Ring
9	98-9652	3	Holder-Valve, Delivery
10	98-9452	6	Screw
11	98-9422	3	Tappet ASM
12	98-9433	3	Shim
13	98-9429	3	Seat-Spring, Lower
14	98-9428	3	Spring-Plunger
15	98-9427	3	Seat-Spring, Upper
16	98-9432	3	Sleeve-Control
18	98-9466	1	Plug
19	98-9451	1	Gasket
20	98-9445	2	Gasket
21	98-9464	1	Bolt-Joint
22	98-9446	1	Gasket
23	98-9430	1	Screw
24	98-9463	1	Rack-Control
25	98-9465	1	Plate
26	98-9442	4	Screw-Countersunk

Ref. No.	Part No.	Qty.	Description
27	98-9426	3	Pin-Guide, Tappet
28	98-9450	1	Pin-Clamp



Parts not listed in parts list are not serviced separately.

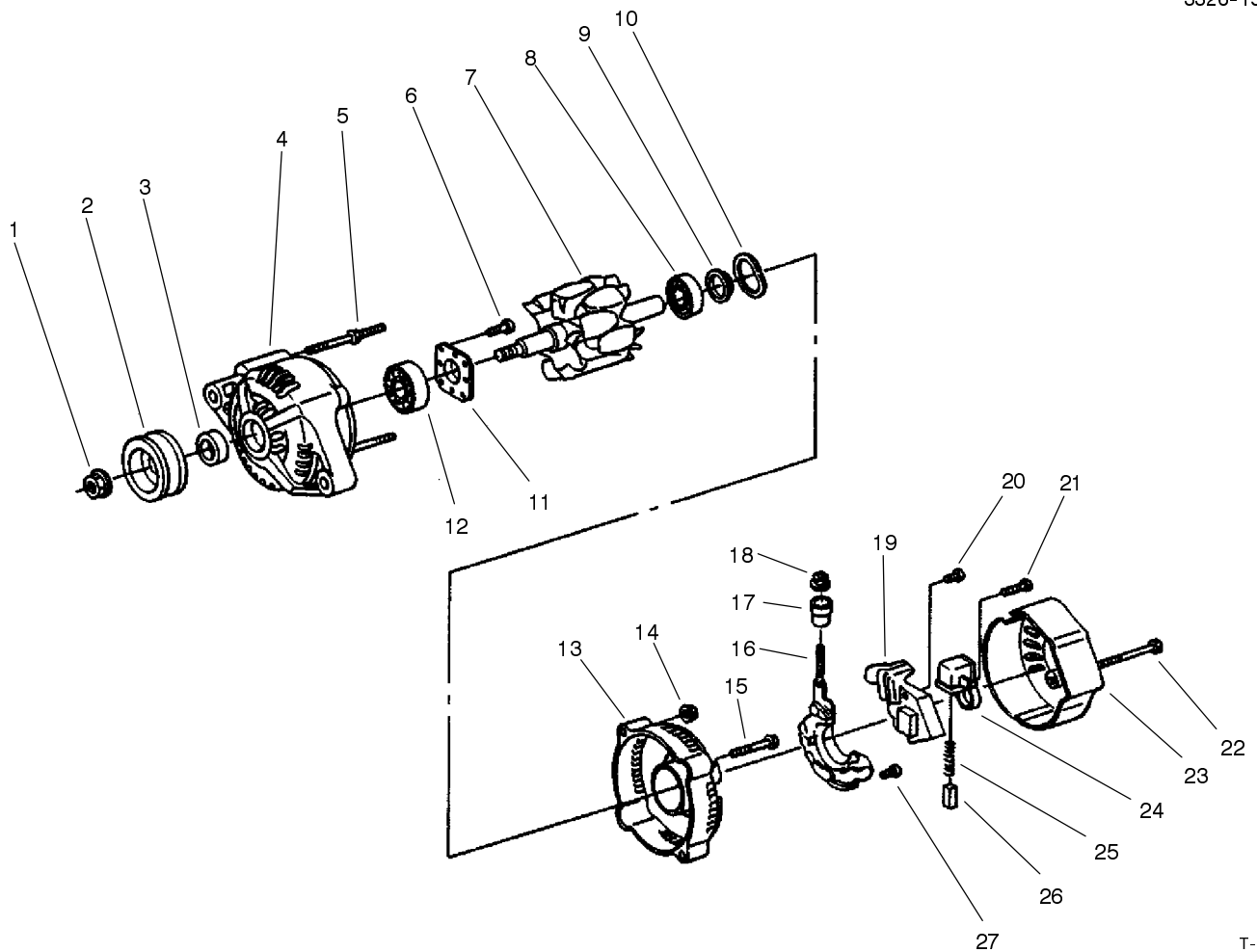
T-2924

Nozzle Holder Assembly 98-9468

Ref. No.	Part No.	Qty.	Description
1	99-8301	3	Nut
2	99-8307	3	Washer
4	99-8302	3	Washer-Adjusting
5	99-8303	3	Spring-Nozzle
6	99-8305	3	Rod-Push
7	99-8304	3	Piece-Distance
8	99-8308	3	Piece-Nozzle
9	99-8306	3	Nut-Nozzle
10	99-8309	3	Adjusting Washer ASM
*	99-8310	3	Washer-Adj. (0.10mm)
*	99-8311	3	Washer-Adj. (0.20mm)
10	99-8312	3	Washer-Adj. (0.30mm)
*	99-8313	3	Washer-Adj. (0.40mm)
*	99-8314	3	Washer-Adj. (0.50mm)
*	99-8315	3	Washer-Adj. (0.52mm)
*	99-8316	3	Washer-Adj. (0.54mm)
*	99-8317	3	Washer-Adj. (0.56mm)
*	99-8318	3	Washer-Adj. (0.58mm)
*	99-8319	3	Washer-Adj. (0.80mm)
11	98-9468	3	Nozzle Holder ASM

Ref. No.	Part No.	Qty.	Description

* Not Illustrated.

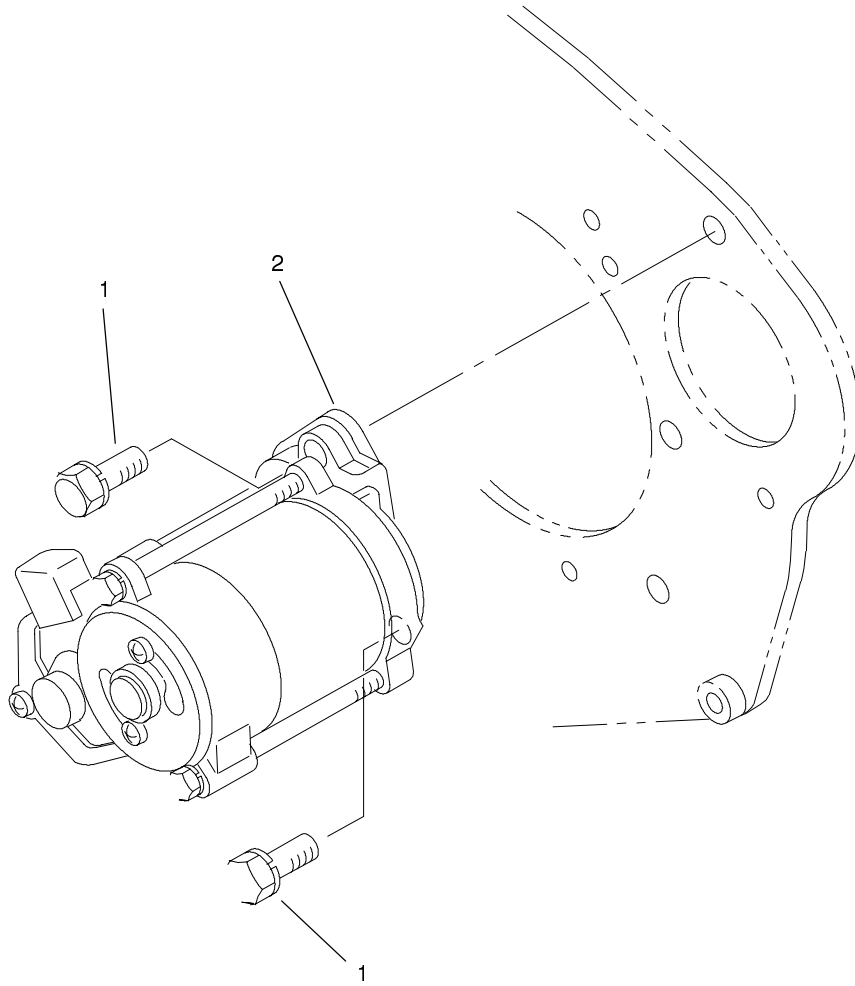


T-2927

Alternator Assembly No. 98-9474

Ref. No.	Part No.	Qty.	Description
1	98-7708	1	Nut
2	98-9453	1	Pulley-Dynamo
3	98-7709	1	Collar
4	99-7714	1	Frame-End, Drive
5	98-7717	2	Bolt-Through
6	98-7716	4	Screw-RH
7	98-7710	1	Rotor
8	98-7712	1	Bearing-Ball
9	98-7711	1	Cover-Bearing
10	98-7713	1	Washer-Thrust
11	98-7715	1	Plate-Retainer
12	98-7718	1	Bearing-Ball
13	98-7719	1	Frame-End
14	98-7730	2	Nut
15	98-7731	2	Bolt
16	98-7721	1	Rectifier ASM
17	98-7722	1	Bushing-Insulation
18	98-7732	1	Nut
19	98-7733	1	Regulator ASM
20	98-7726	2	Screw-RH
21	98-7728	1	Screw-RH
22	98-7729	3	Bolt
23	98-7720	1	Cover-End
24	98-7723	1	Holder-Brush
25	98-7725	2	Spring-Brush

Ref. No.	Part No.	Qty.	Description
26	98-7724	2	Brush
27	98-7727	6	Screw-RH

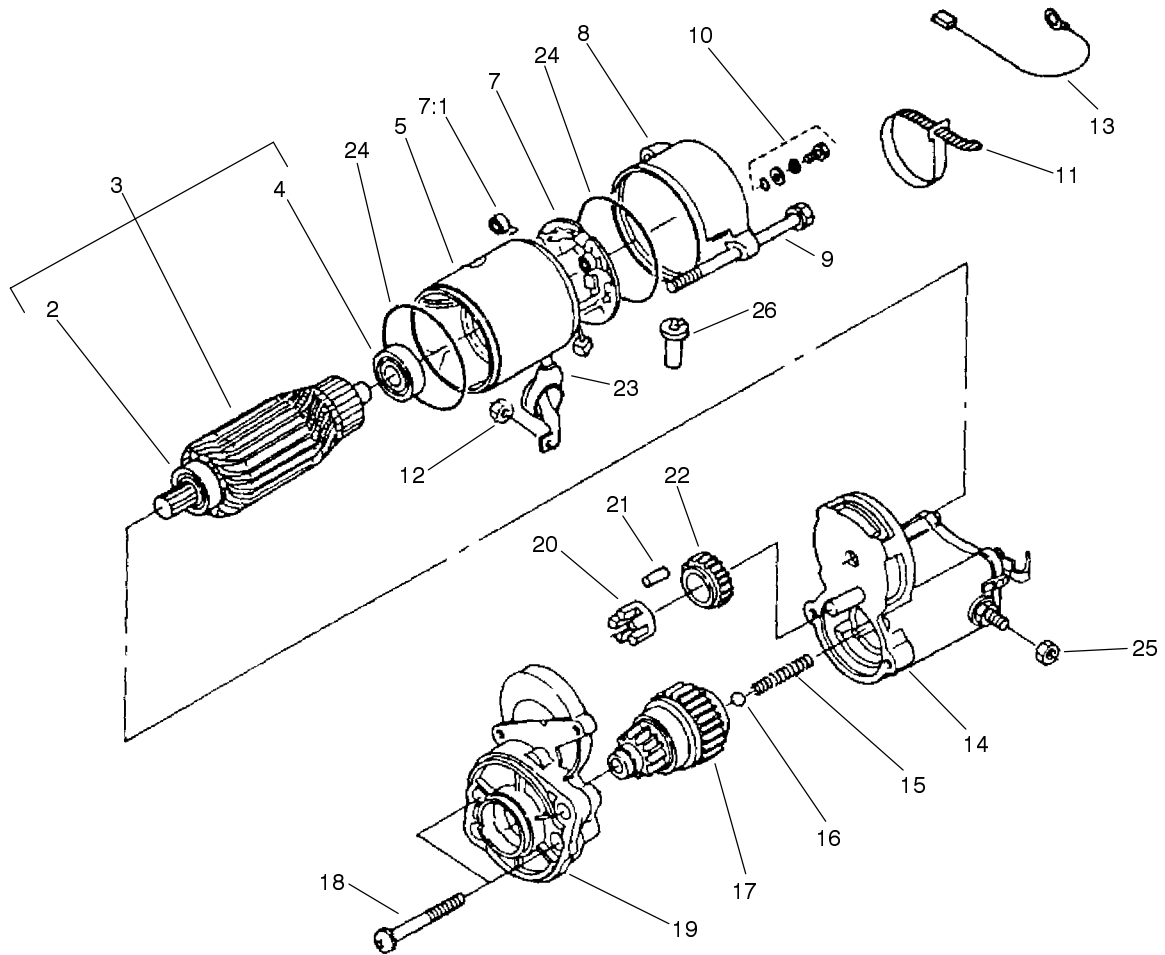


T-2928

Starter Mount Assembly

Ref. No.	Part No.	Qty.	Description
1	98-7697	2	Bolt
2	98-9705	1	Starter Asm

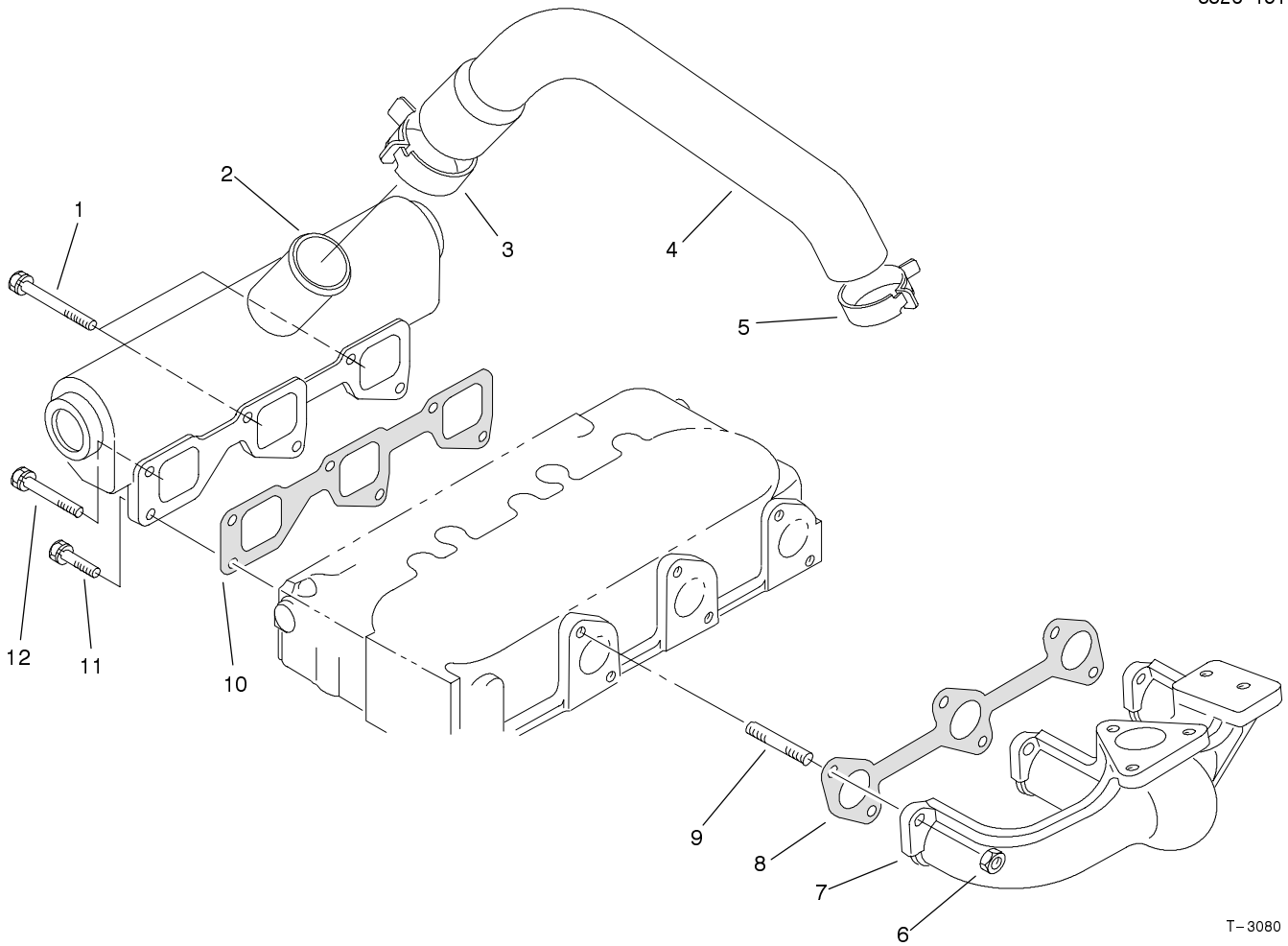
Ref. No.	Part No.	Qty.	Description
----------	----------	------	-------------



T-3081

Starter Assembly No. 98-9705

Ref. No.	Part No.	Qty.	Description	Ref. No.	Part No.	Qty.	Description
2	98-7743	1	Bearing-Ball				
3	98-7742	1	Armature ASM				
4	98-7744	1	Bearing-Ball				
5	98-7741	1	Yoke ASM				
7	98-7749	1	Brush Holder ASM				
7:1	98-7750	4	Spring-Brush				
8	99-8370	1	Frame-End				
9	98-9549	2	Bolt				
10	98-7758	2	Bolt ASM				
11	98-9712	1	Band-Cover				
12	99-8371	1	Nut-Hex				
13	98-9711	1	Cord-Stop, Solenoid				
14	99-8372	1	Magnetic Switch ASM				
15	98-7754	1	Spring				
16	98-7755	1	Ball				
17	99-8373	1	Clutch				
18	98-7756	2	Bolt				
19	99-8374	1	Frame-End, Drive Retainer				
20	98-7752	1	Retainer				
21	98-7753	5	Roller				
22	98-7751	1	Gear				
23	99-8375	1	Cover-Cord				
24	98-7757	2	O-Ring				
25	99-8376	1	Nut				
26	98-7759	1	Pipe-Drain				

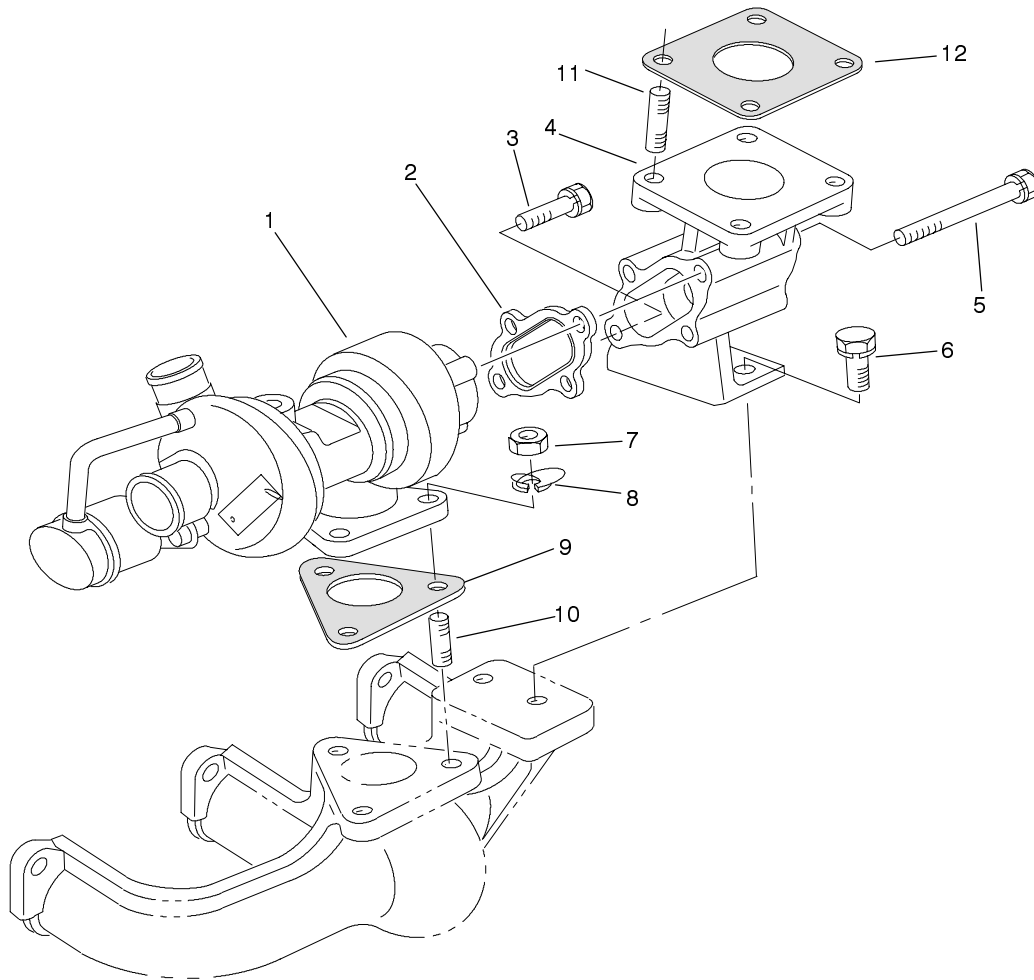


T-3080

Exhaust Manifold and Gasket Assembly

Ref. No.	Part No.	Qty.	Description
1	99-8320	2	Bolt
2	99-8321	1	Manifold-Inlet
3	99-8322	1	Band-Pipe
4	99-8323	1	Hose-Inlet
5	99-8324	1	Band-Pipe
6	98-9665	6	Nut
7	99-8326	1	Manifold-Exhaust
8	99-8327	1	Gasket-Exhaust
9	98-9588	6	Stud
10	99-8329	1	Gasket-Manifold, Inlet
11	98-7568	6	Bolt
12	98-7496	1	Bolt

Ref. No.	Part No.	Qty.	Description



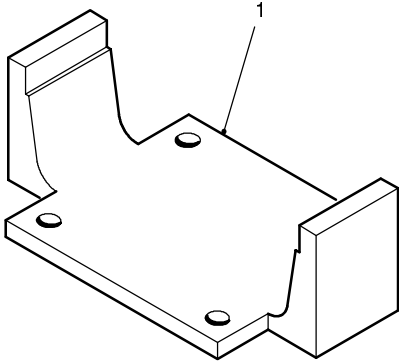
T-3078

Turbo Charger Assembly

Ref. No.	Part No.	Qty.	Description	Ref. No.	Part No.	Qty.	Description
1	99-8332	1	ASM- Charger, Turbo				
2	99-8333	1	Gasket				
3	99-8334	1	Bolt				
4	99-8335	1	Flange-Muffler				
5	99-8336	3	Bolt				
6	98-7610	2	Bolt				
7	98-7534	3	Nut				
8	99-8339	3	Washer-Lock				
9	99-8340	1	Gasket				
10	99-8341	3	Stud				
11	99-8342	4	Stud				
12	99-8343	1	Gasket-Muffler				

Special Tools

AXLE TOOL NO. *TOR859920



T-1325-1

Ref. No.	Part No.	Description	No. Used
1		Tool-Axle	1

