



Count on it.

Parts Catalog

Groundsmaster® 3300

All-Wheel Drive Traction Unit

Model No. 31902—Serial No. 409300000 and Up



Ordering Replacement Parts

To order replacement parts, please supply the part number, the quantity, and the description of each part desired.

Understanding Reference Numbers

Each identified part in an illustration has a reference number. The reference number for a part also appears in the parts list, along with other information about the part.

This catalog uses two special reference number formats, one to indicate parts in a service assembly and another to indicate the quantity of a given part in an illustration.

Service Assembly Reference Numbers

Parts in service assemblies have reference numbers in the form a:b. The a represents the reference number of the entire service assembly and the b represents a sequential number unique to each part within the service assembly.

For example, a wheel assembly might be identified by reference number 6, the tire by 6:1, the valve by 6:2, and the wheel by 6:3. When you order the assembly identified by reference number 6, you receive all parts identified by reference numbers 6:1, 6:2, and 6:3. However, you may also order any part individually. Reference numbers of this type appear in illustration and in parts lists.

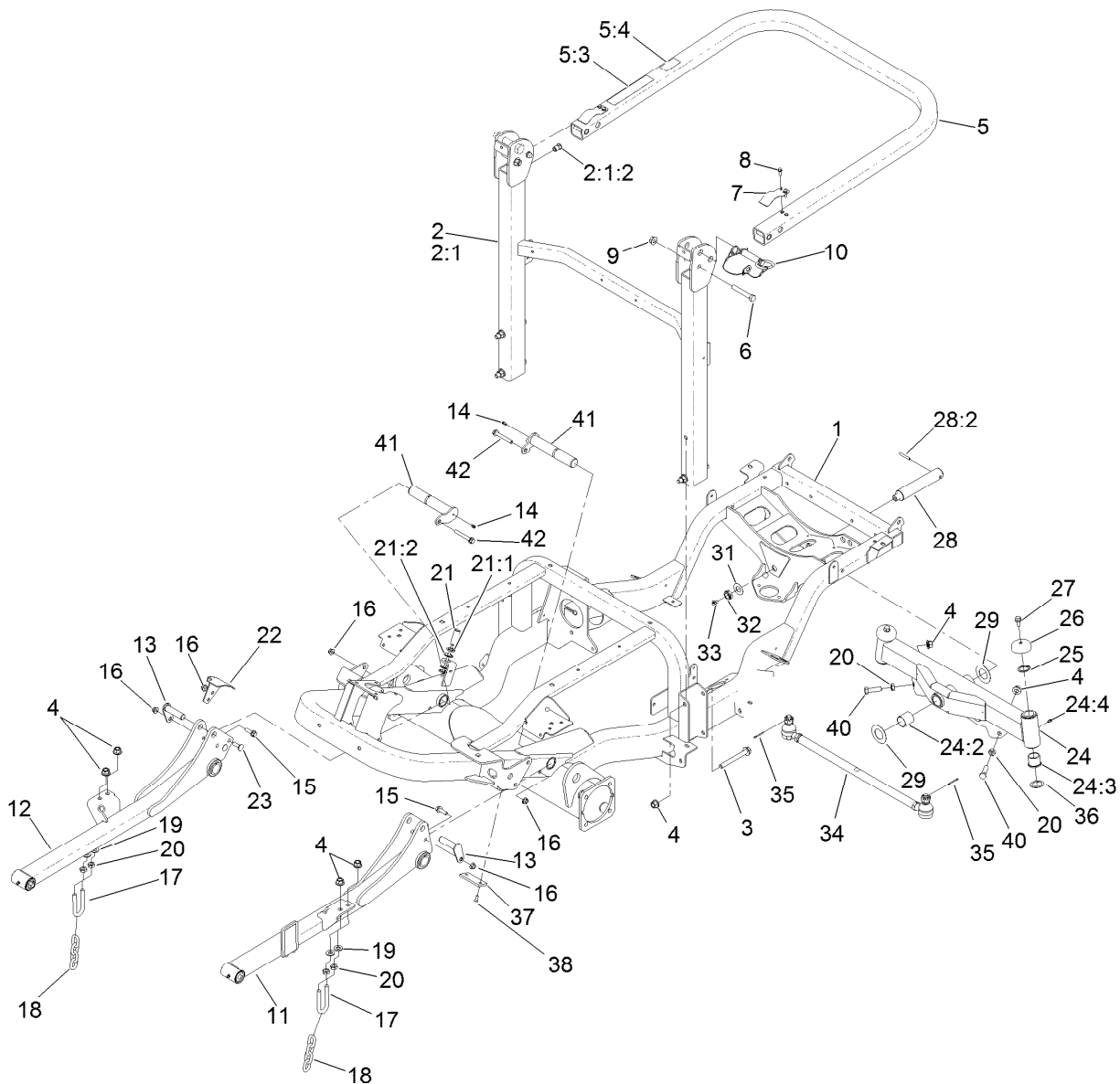
Reference Numbers Indicating Quantity

In an illustration, if a reference number indicates more than one part, the reference number has the form nX y. The n represents the quantity of the part, the X is the multiplication symbol, and the y represents the reference number.

For example, in an illustration, the reference number 2X 37 means that two of the parts identified by reference number 37 are indicated.

Contents

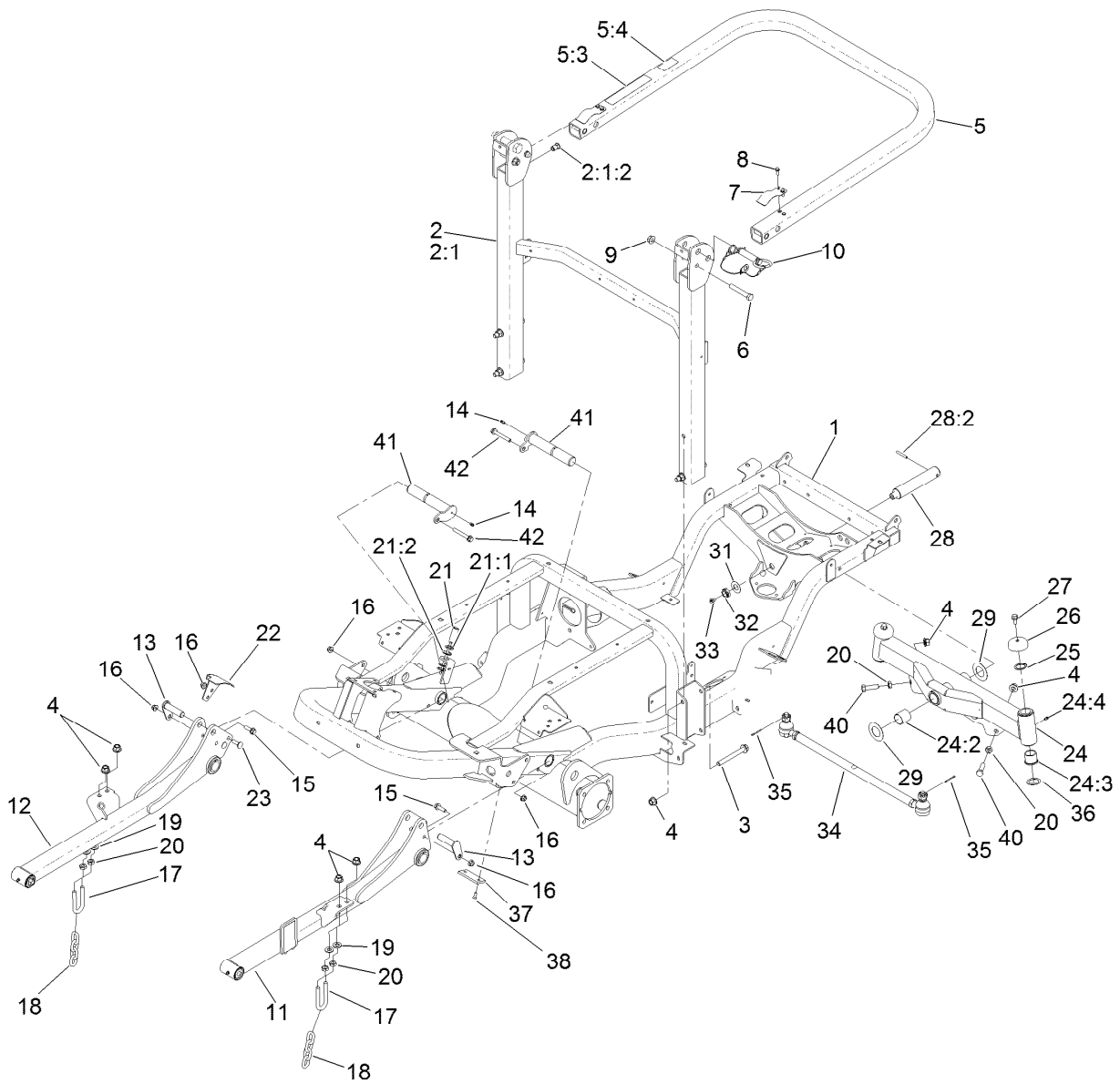
Frame and Roll-Over Protection System Assembly	4
LH Lift Arm Assembly No. 138-7419SP	6
RH Lift Arm Assembly No. 138-7429SP	7
Tie Rod Assembly No. 133-6462	8
Rear Bumper Assembly	9
Front Axle and Parking Brake Assembly	10
Left Hand Brake Assembly No. 120-0235	12
Right Hand Brake Assembly No. 120-0233	13
Hydraulic Drive Assembly	14
Hydraulic Motor Assembly No. 138-0304	15
Hydraulic Motor Assembly No. 138-0303	16
Hydraulic Motor Assembly No. 137-2458	17
Hydraulic Motor Assembly No. 137-2478	18
Steer/Lift Manifold Assembly No. 138-4489	19
Engine, Radiator Hoses and Shroud Assembly	21
Air Cleaner and Exhaust Assembly	23
Air Cleaner Assembly No. 136-4481	24
Radiator and Cooler Assembly	25
Fuel and Hydraulic Tank Assembly	26
Fuel Tank Assembly No. 138-0291	28
Hydraulic Tank Assembly No. 138-4418	29
Platform, Steering and Console Assembly	30
Steering Column Assembly No. 139-0857	31
Traction Pedal Assembly	32
Control Console Assembly	33
Hood Assembly	34
Hydraulic PTO Assembly	35
Variable Piston Pump Assembly No. 138-0305	36
Driveshaft Assembly No. 144-0521SP	38
Hydraulic Assembly	39
Gear Pump Assembly No. 138-0321	42
Steering Valve Assembly No. 114-8119	43
Traction Hydraulic Assembly	44
Electrical Assembly	45
Cylinder Block Assembly	48
Gear Housing Assembly	50
Flywheel Housing and Oil Sump Assembly	52
Cylinder Head and Cover Assembly	54
Suction Manifold Assembly	56
Exhaust Manifold Assembly	58
Diesel Particulate Filter Assembly	60
Camshaft and Driving Gear Assembly	62
Crankshaft and Piston Assembly	64
Lubrication and Oil System Assembly	66
Cooling Water System Assembly	68
Fuel Supply Pump Assembly	70
Fuel Injection Valve Assembly	72
Fuel Filter Assembly	74
Starting Motor Assembly	76
Generator Assembly	78
Electronic Control Unit Assembly	80
Electric Parts Assembly	82
Accessory Assembly	84
Gasket Set	86
Attachments and Accessories	88



Frame and Roll-Over Protection System Assembly

Ref.	Part Number	Qty.	Description	Ref.	Part Number	Qty.	Description
1	133-6450SP	1	Frame ASM	15	119-4061	2	Screw-HHF
2	139-6254SP	1	ROPS ASM, Lower	16	104-8301	6	Nut-HF, NI
2:1		1	ROPS ASM, Lower ●	17	104-0108	2	U-Bolt
2:1:2	138-2760	4	Nut-Clinch, Hex	18	95-6231	2	Chain-HOC
3	117-3176	4	Screw-HHF	19	3256-26	4	Washer-Flat
4	99-5107	10	Nut-Lock	20	3218-5	6	Nut-Jam
5	138-7470	1	ROPS ASM, Upper	21	115-5300	1	Proximity Switch ASM
5:3	108-2073	1	Decal-Warning	21:1	117-3207	2	Nut-Hex
5:4	139-6244	1	Decal-ROPS Compliance	21:2	117-3208	2	Washer-Lock, Internal Tooth
6	325-13	2	Screw-HH	22	139-6170-0P	1	Bracket-Sensor Mount [primed]
7	110-5696	2	Spring-Leaf	23	3231-2	2	Bolt-CARR
8	32105-15	4	Screw-HWH	24	138-4588	1	Axle ASM
9	32128-23	2	Nut-HF	24:2	99-6964	2	Bushing-Axle
10	103-4553	2	Pin-Fold, ROPS	24:3	104-0015	4	Bushing-Flange
11	138-7419SP	1	LH Lift Arm ASM	24:4	302-5	2	Fitting-Grease
12	138-7429SP	1	RH Lift Arm ASM	25	32151-77	2	Ring-Retaining, External
13	138-7489	2	Pin (Machined)	26	69-8890	2	Cap-Spindle
14	302-5	2	Fitting-Grease				

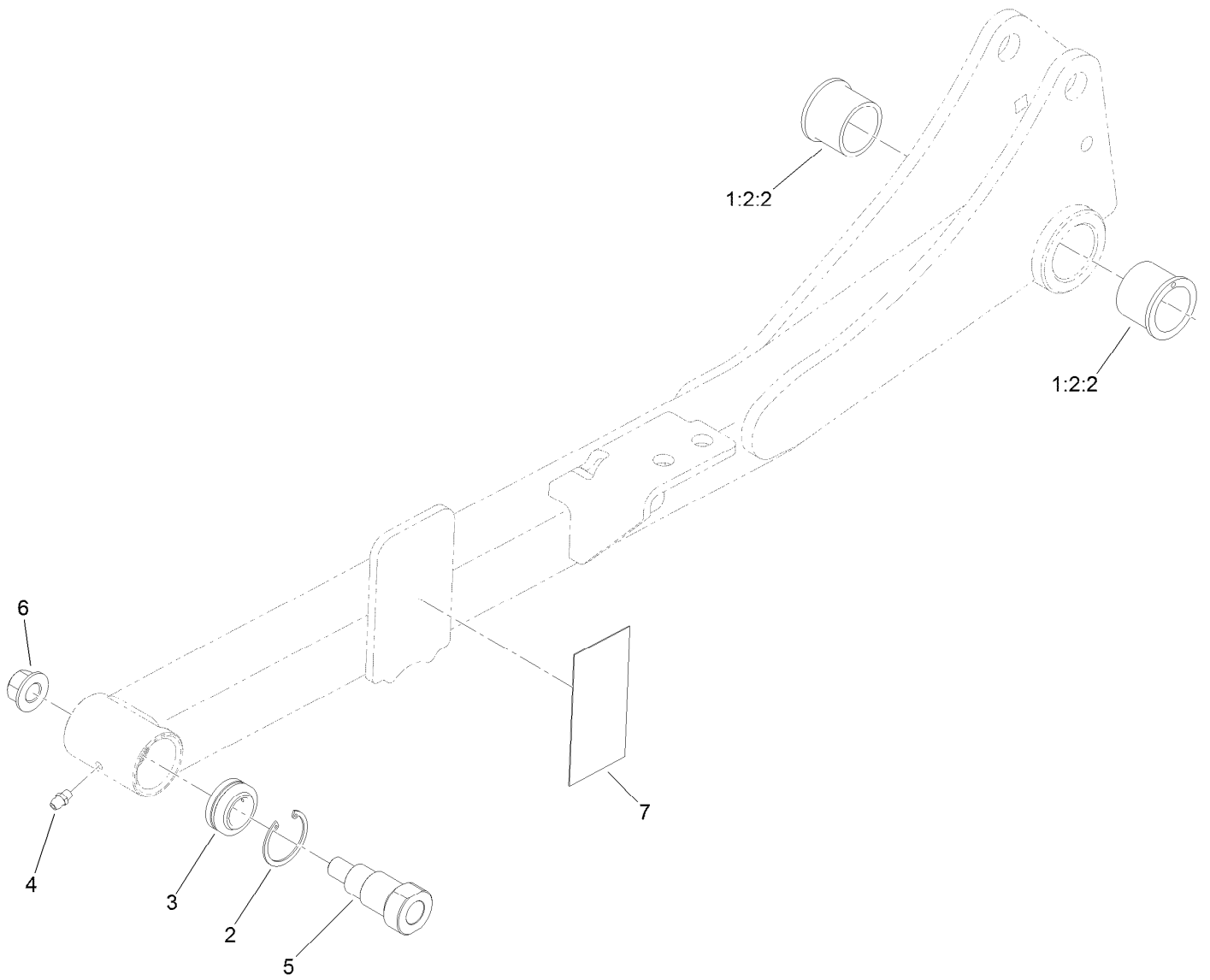
● Not serviced separately



Frame and Roll-Over Protection System Assembly (continued)

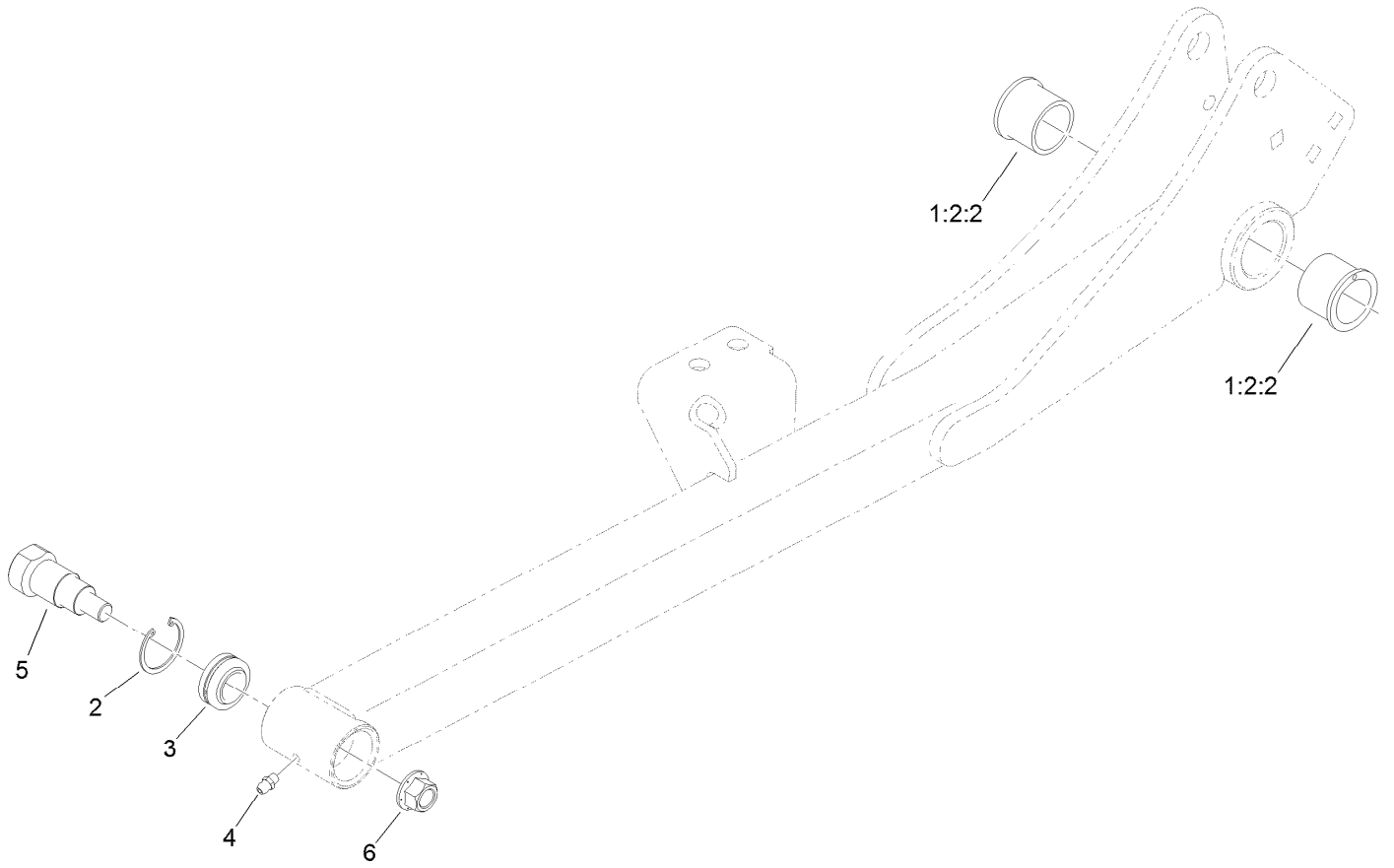
<i>Ref.</i>	<i>Part Number</i>	<i>Qty.</i>	<i>Description</i>	<i>Ref.</i>	<i>Part Number</i>	<i>Qty.</i>	<i>Description</i>
27	3234-1	2	Screw-HHF	35	3272-12	2	Pin-Cotter
28	140-6101	1	Pin ASM-Axle Pivot	36	76-2980	2	Washer-Thrust
28:2	32121-32	1	Pin-Roll	37	138-4452	2	Pad-Stop, Deck
29	99-8432	2	Washer-Thrust	38	3289-4	4	Screw-FH
31	71-4540	1	Washer-Thrust	40	325-7	2	Screw-HH
32	3296-15	1	Nut-Lock, NI	41	138-4593	2	Pin
33	302-33	1	Fitting-Grease	42	133-9682	2	Screw-Hfh
34	133-6462	1	Tie Rod ASM				

● Not serviced separately



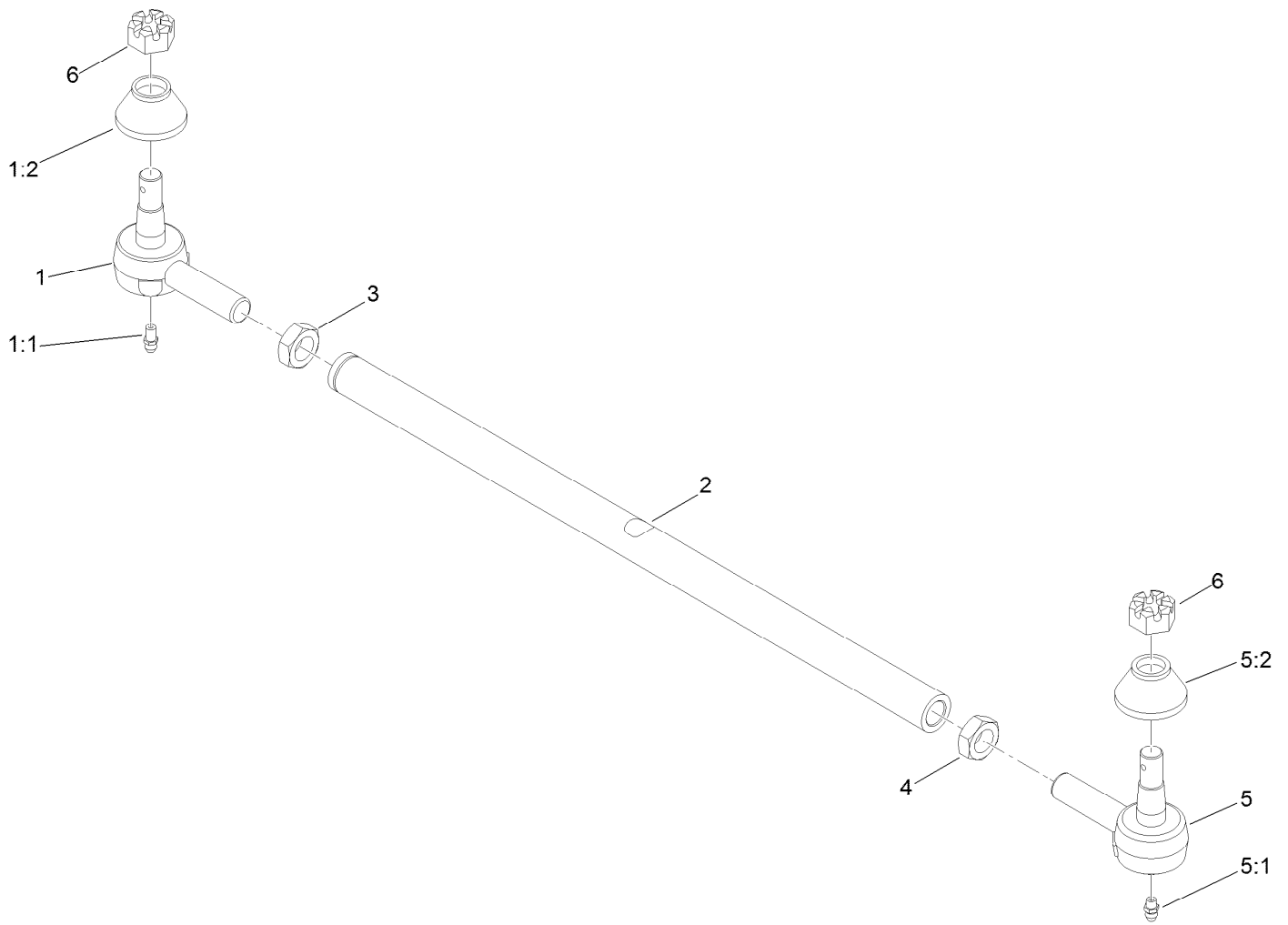
LH Lift Arm Assembly No. 138-7419SP

<i>Ref.</i>	<i>Part Number</i>	<i>Qty.</i>	<i>Description</i>
1:2:2	104-0015	2	Bushing-Flange
2	32151-34	1	Ring-Retaining
3	105-7441	1	Bearing-Spherical
4	302-5	1	Fitting-Grease
5	139-0910	1	Bolt-Shoulder
6	99-5107	1	Nut-Lock
7	139-0948	1	Pad-Ride, Pin



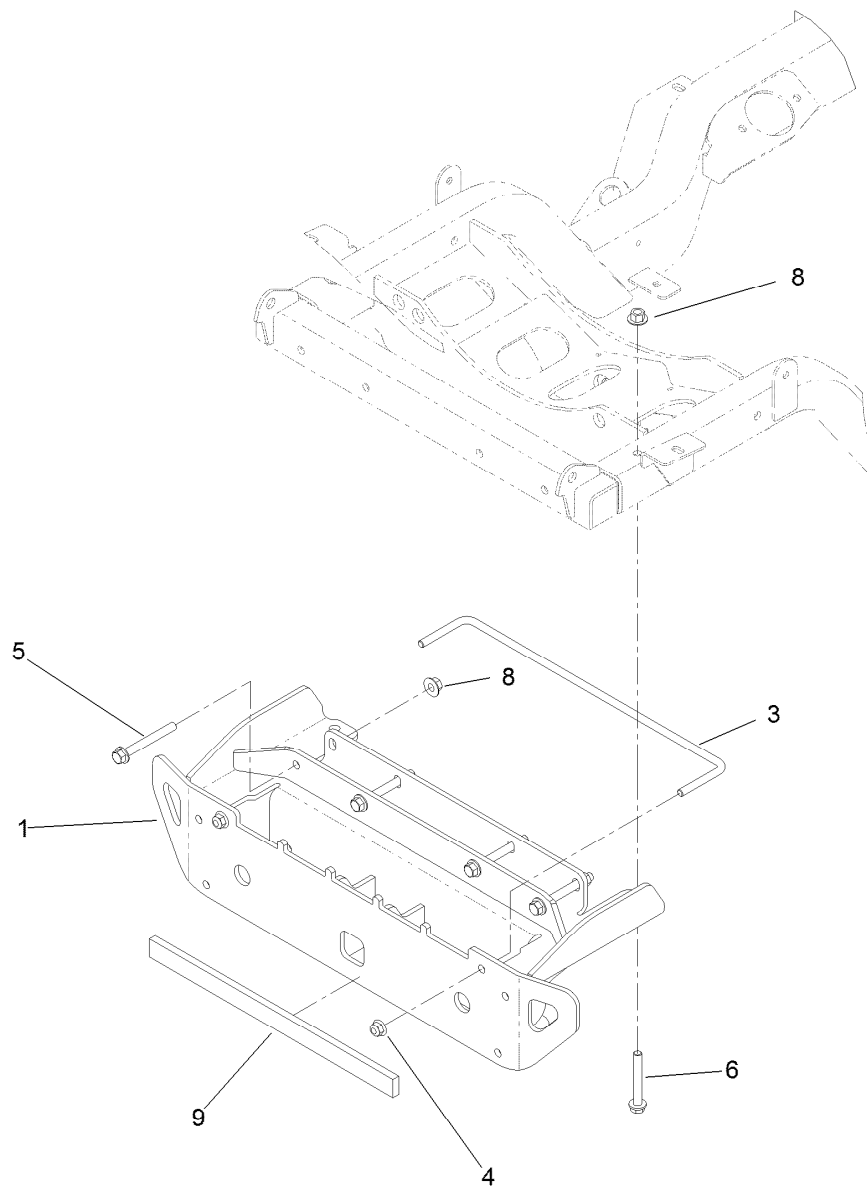
RH Lift Arm Assembly No. 138-7429SP

<i>Ref.</i>	<i>Part Number</i>	<i>Qty.</i>	<i>Description</i>
1:2:2	104-0015	2	Bushing-Flange
2	32151-34	1	Ring-Retaining
3	105-7441	1	Bearing-Spherical
4	302-5	1	Fitting-Grease
5	139-0910	1	Bolt-Shoulder
6	99-5107	1	Nut-Lock



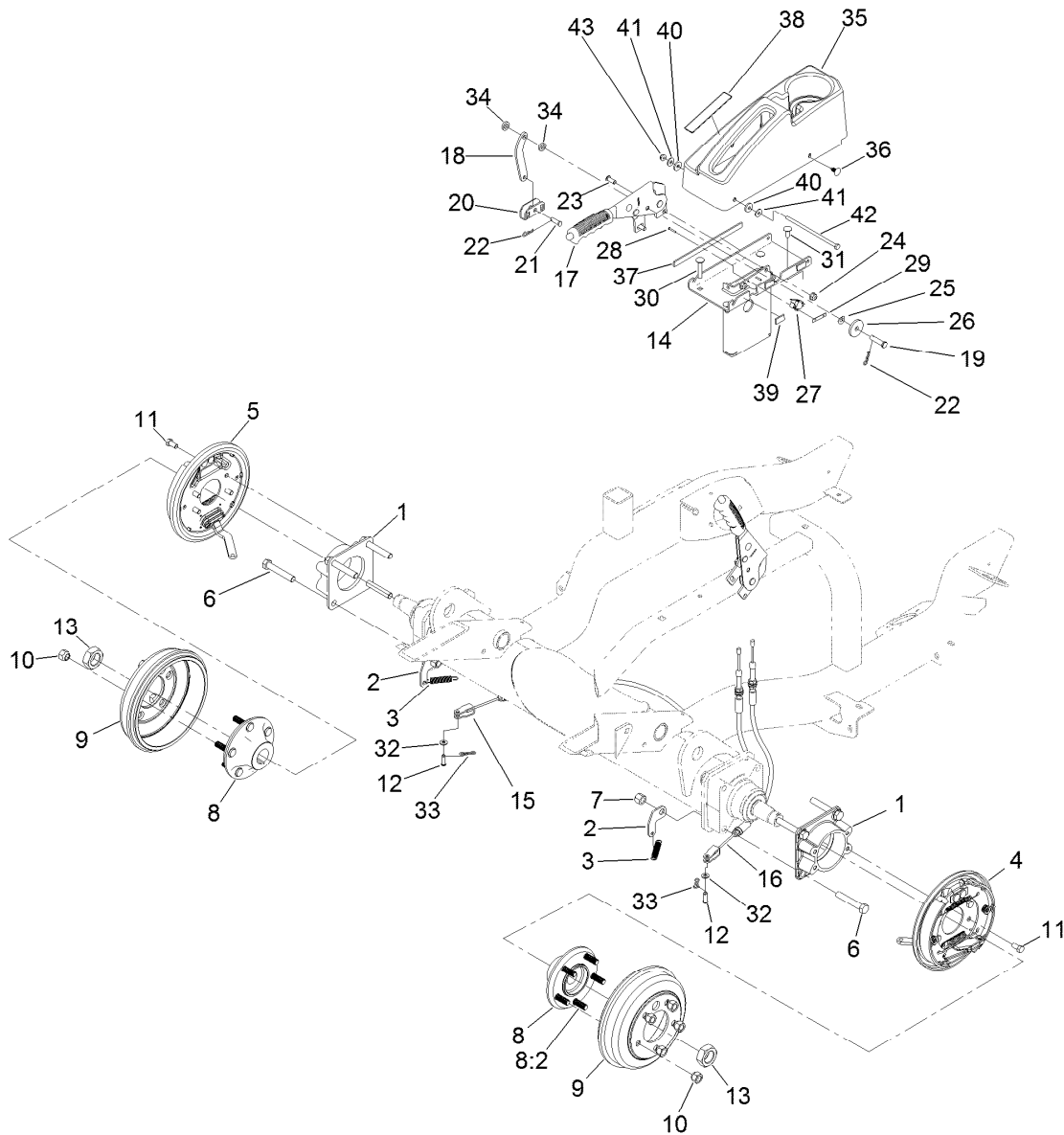
Tie Rod Assembly No. 133-6462

<i>Ref.</i>	<i>Part Number</i>	<i>Qty.</i>	<i>Description</i>
1	139-6199	1	Tie Rod End
1:1	302-5	1	Fitting-Grease
1:2	105-7835	1	Seal
2	133-6463	1	Tie-Rod
3	84-5300	1	Nut-Jam
4	110-5337	1	Nut-Jam
5	139-6200	1	Tie Rod End
5:1	302-5	1	Fitting-Grease
5:2	105-7835	1	Seal
6	140-6135	2	Nut-Hex, Slotted



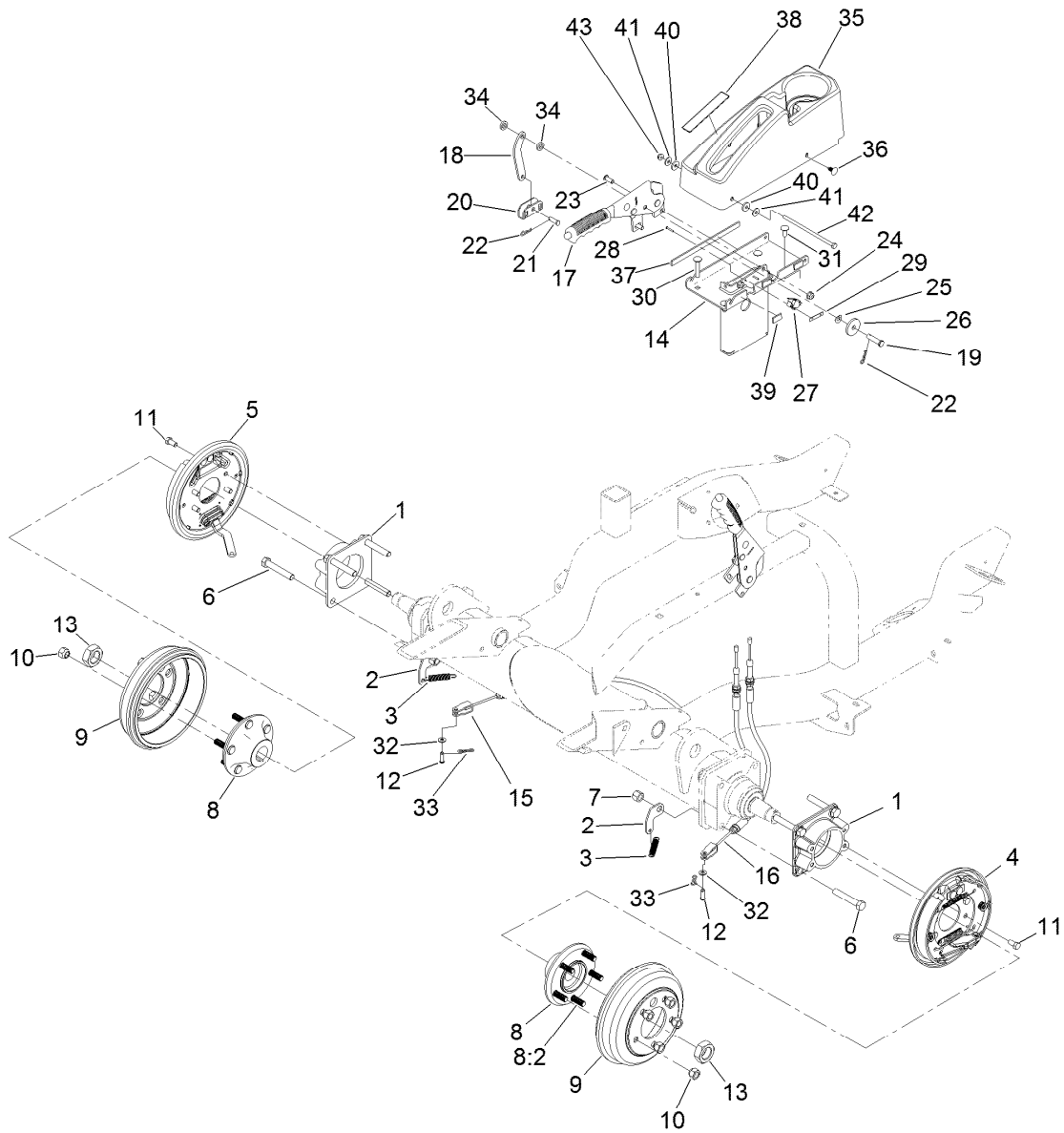
Rear Bumper Assembly

<i>Ref.</i>	<i>Part Number</i>	<i>Qty.</i>	<i>Description</i>
1	139-2328SP	1	Rear Bumper
3	125-2667	1	Lock-Weight
4	104-8301	2	Nut-HF, NI
5	3234-41	4	Screw-HHF
6	133-9682	2	Screw-Hfh
8	32128-43	6	Nut-Flange
9	144-0553	1	Strip-Rubber



Front Axle and Parking Brake Assembly

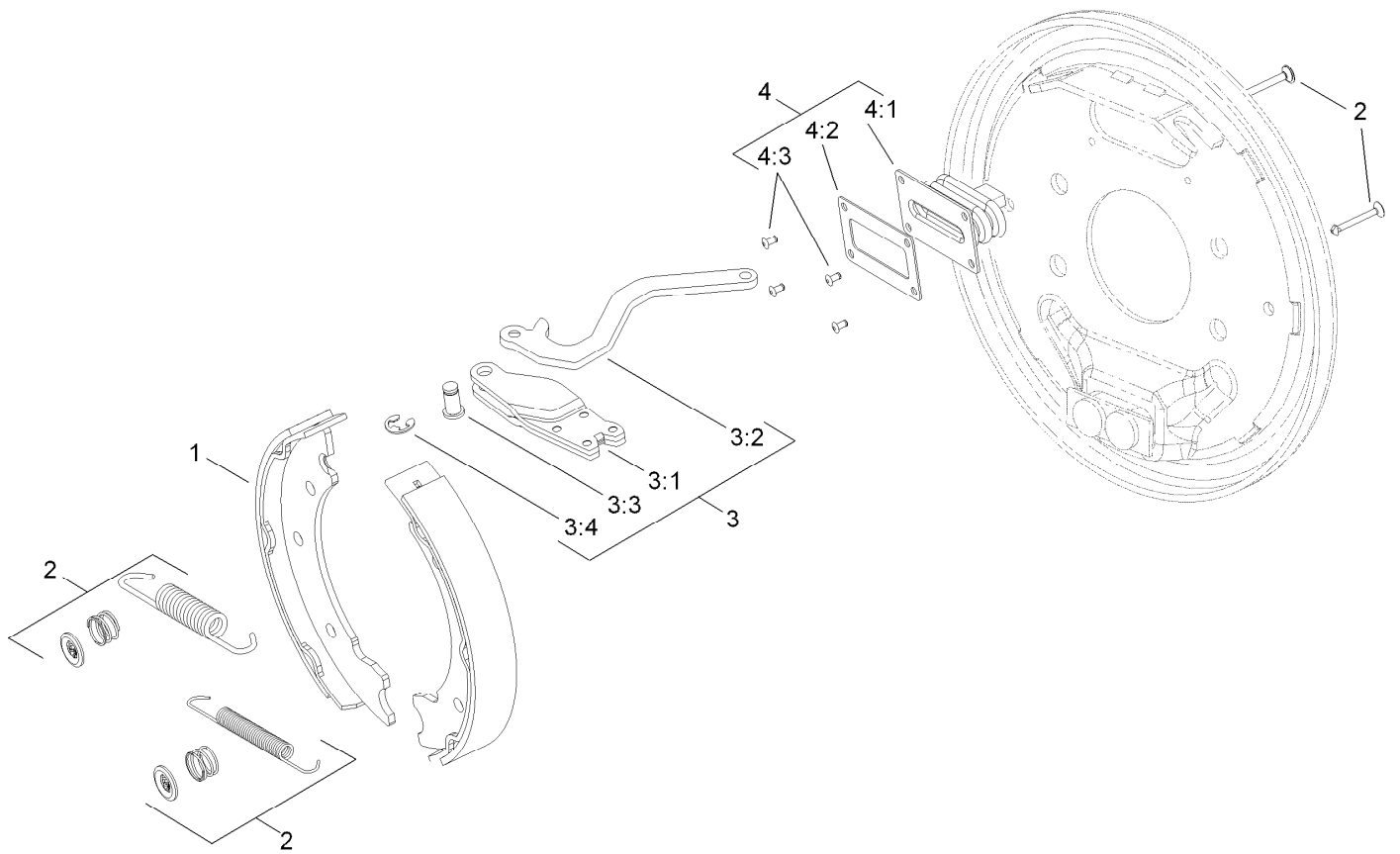
<i>Ref.</i>	<i>Part Number</i>	<i>Qty.</i>	<i>Description</i>	<i>Ref.</i>	<i>Part Number</i>	<i>Qty.</i>	<i>Description</i>
1	120-6253-03	2	Adapter-Brake	20	87-3480	1	Bracket-Equalizer, Cable
2	138-4499	2	Clip-Spring	21	1-808280	1	Pin-Clevis
3	137-2591	2	Spring-Extension	22	1-806003	2	Pin-Cotter
4	120-0235	1	LH Brake ASM	23	3274-55	2	Screw-HSBH
5	120-0233	1	RH Brake ASM	24	104-8300	6	Nut-HF, NI
6	325-12	8	Screw-HH	25	121-4605	1	Washer-Spring
7	3296-23	8	Nut-Lock, NI	26	131-8496	1	Washer-Plain
8	137-2470	2	Hub ASM	27	108-6496	1	Switch (W/Boot)
8:2	114-3918	5	Stud-Wheel	28	95-3003	2	Screw-PPHTF
9	114-8864	2	Drum-Brake	29	3290-354	1	Nut-Speed
10	242-50	10	Nut-Lug	30	116-0629	2	Screw-CARR
11	323-4	8	Screw-HH	31	3230-23	2	Bolt-CARR
12	283-58	2	Pin-Clevis	32	3256-74	2	Washer-Flat
13	107-9319	2	Nut-Hex	33	119-1415	2	Pin-Cotter, Locking
14	144-0517-0P	1	Parking Brake Mount [primed]	34	3-3287	2	Spacer
15	137-2640	1	Cable-Brake, Adjustable RH	35	138-7475	1	Cover-Brake, Parking
16	137-2641	1	Cable-Brake, Adjustable LH	36	117-2382	2	Plug-Plastic
17	131-8320	1	Lever-Brake, Park	37	132-7282	1	Strip-Foam
18	144-0516	1	Link-Park, Brake	38	139-6224	1	Decal-Parking Brake
19	283-10	1	Pin-Clevis	39	115-5417	3	Strip-Foam
				40	144-0499	2	Washer-Epdm



Front Axle and Parking Brake Assembly (continued)

Ref.	Part Number	Qty.	Description
41	3256-78	2	Washer-Flat

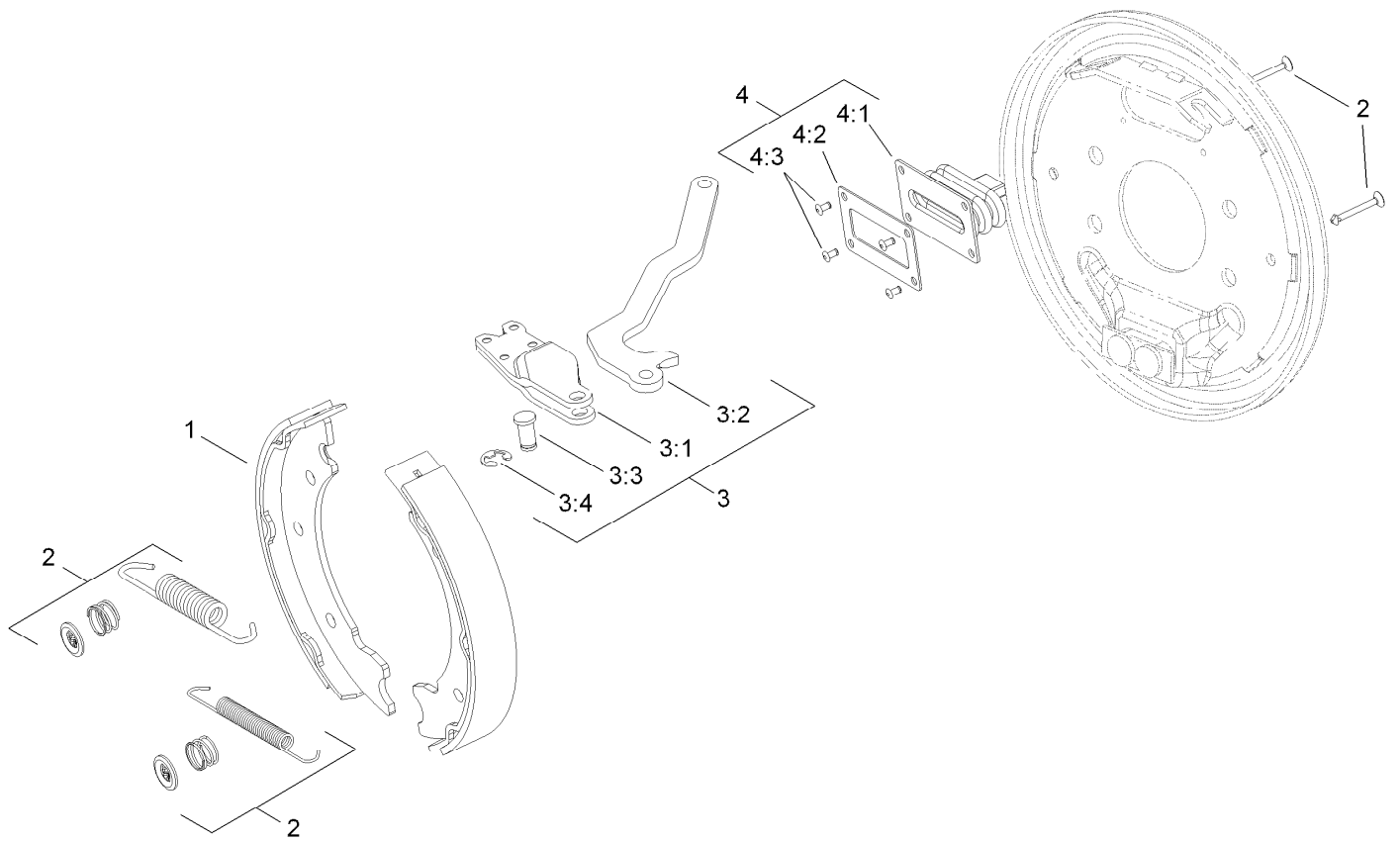
Ref.	Part Number	Qty.	Description
42	321-21	1	Screw-HH
43	104-7201	1	Nut-HF



Left Hand Brake Assembly No. 120-0235

Ref.	Part Number	Qty.	Description
1	139-5950	1	Brake Shoe Kit
2	108-6983	1	Brake Hardware Kit
3	120-0236	1	LH Actuator Kit
3:1		1	Housing ●
3:2		1	Lever-LH ●
3:3		1	Pin-Pivot ●
3:4		1	E-Ring ●
4	110-8885	1	Dust Boot Kit
4:1		1	Boot ●
4:2		1	Plate-Back Up ●
4:3		2	Rivet ●

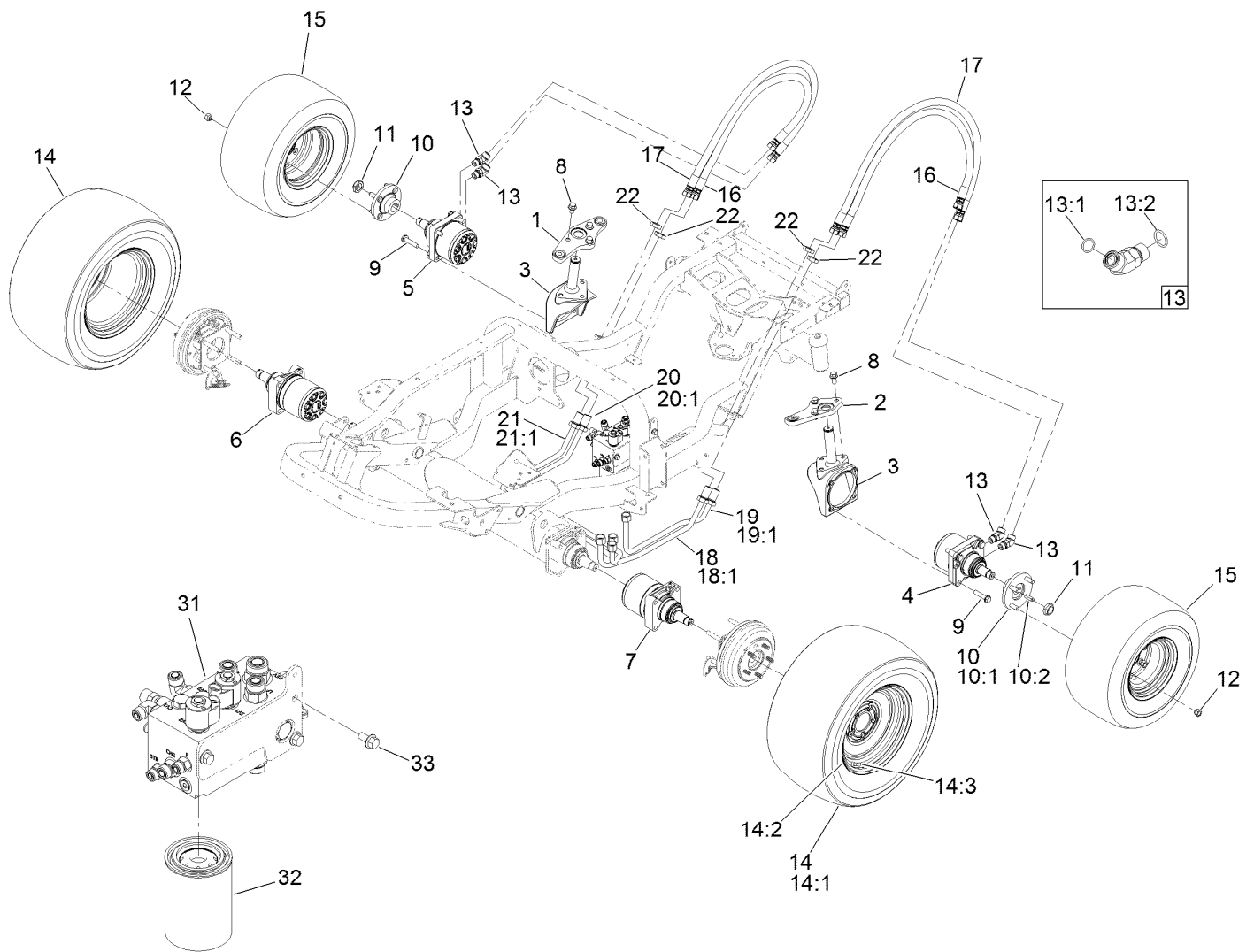
● Not serviced separately



Right Hand Brake Assembly No. 120-0233

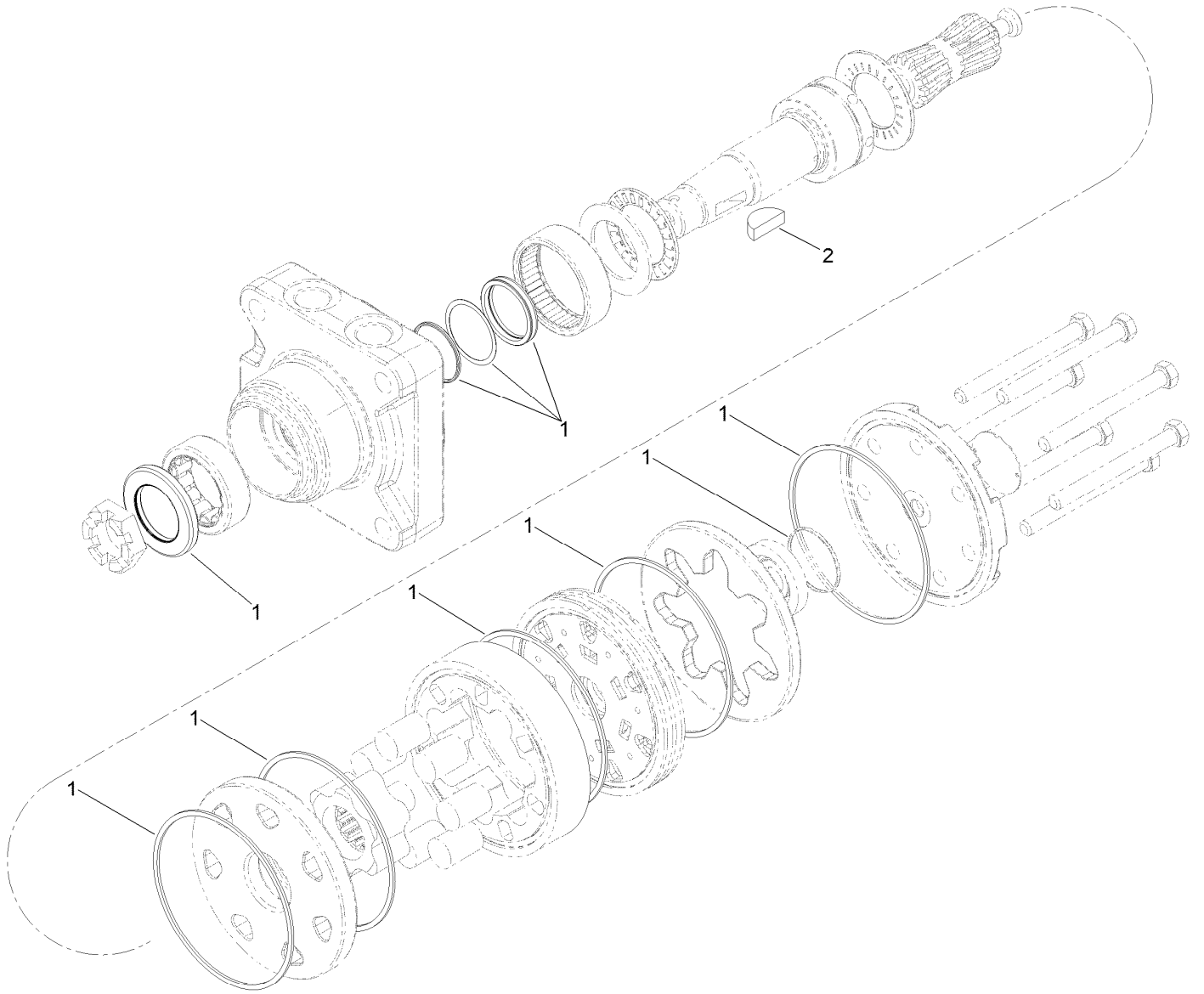
Ref.	Part Number	Qty.	Description
1	139-5950	1	Brake Shoe Kit
2	108-6983	1	Brake Hardware Kit
3	120-0234	1	RH Actuator Kit
3:1		1	Housing ●
3:2		1	Lever-RH ●
3:3		1	Pin-Pivot ●
3:4		1	E-Ring ●
4	110-8885	1	Dust Boot Kit
4:1		1	Boot ●
4:2		1	Plate-Back Up ●
4:3		2	Rivet ●

● Not serviced separately



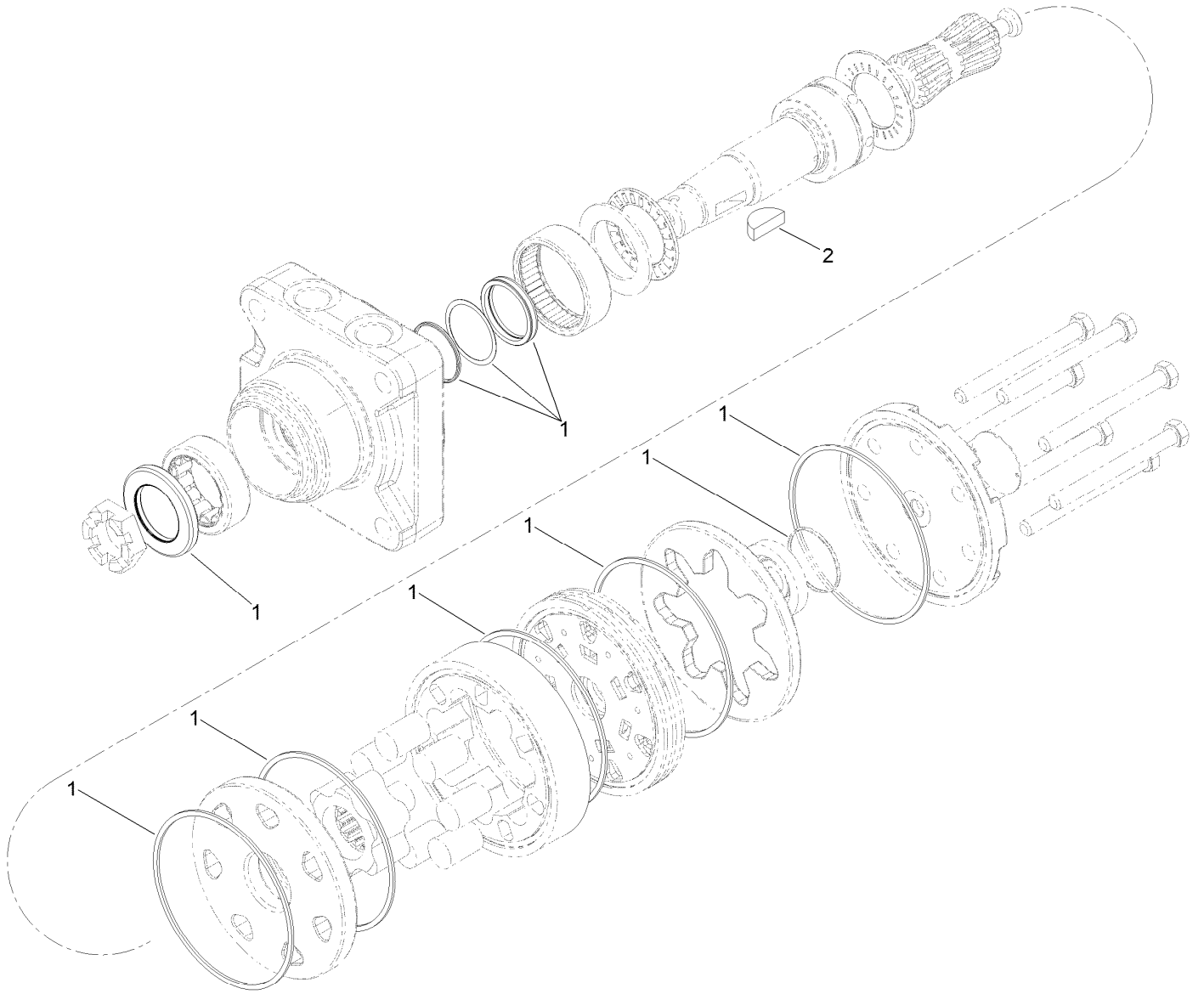
Hydraulic Drive Assembly

Ref.	Part Number	Qty.	Description	Ref.	Part Number	Qty.	Description
1	140-3142	1	Link-Drag, RH	14:1	137-2594	1	Tire
2	140-3144	1	Link-Drag, LH	14:2	137-2595	1	Rim
3	107-4517-03	2	Housing-Motor	14:3	232-27	1	Stem-Valve
4	138-0303	1	Motor-Hydraulic, CCW	15	137-2592	2	Wheel ASM
5	138-0304	1	Motor-Hydraulic, CW	16	137-5863	2	Hose ASM
6	137-2478	1	Motor-Hydraulic, CW	17	137-5864	2	Hose ASM
7	137-2458	1	Motor-Hydraulic, CCW	18	138-0334	1	Hydraulic Tube ASM
8	3234-6	6	Screw-HHF	18:1	237-65	1	O-Ring
9	3234-46	8	Screw-HHF	19	138-0335	1	Hydraulic Tube ASM
10	18-3209	2	Wheel Hub/Stud ASM	19:1	237-65	1	O-Ring
10:1	10-6870-03	1	Hub-Wheel	20	138-0337	1	Hydraulic Tube ASM
10:2	10-6830	4	Stud-Type, Drive	20:1	237-65	1	O-Ring
11	116-1399	2	Locknut	21	138-0338	1	Hydraulic Tube ASM
12	242-50	8	Nut-Lug	21:1	237-65	1	O-Ring
13	340-14	4	Fitting-HYD, 45 DEG	22	340-74	4	Nut-Lock, Bulkhead
13:1	237-65	1	O-Ring	31	138-4489	1	Manifold-Steering/Lift
13:2	237-80	1	O-Ring	32	86-3010	1	Filter-Oil
14	137-2590	2	Wheel ASM	33	3234-1	3	Screw-HHF



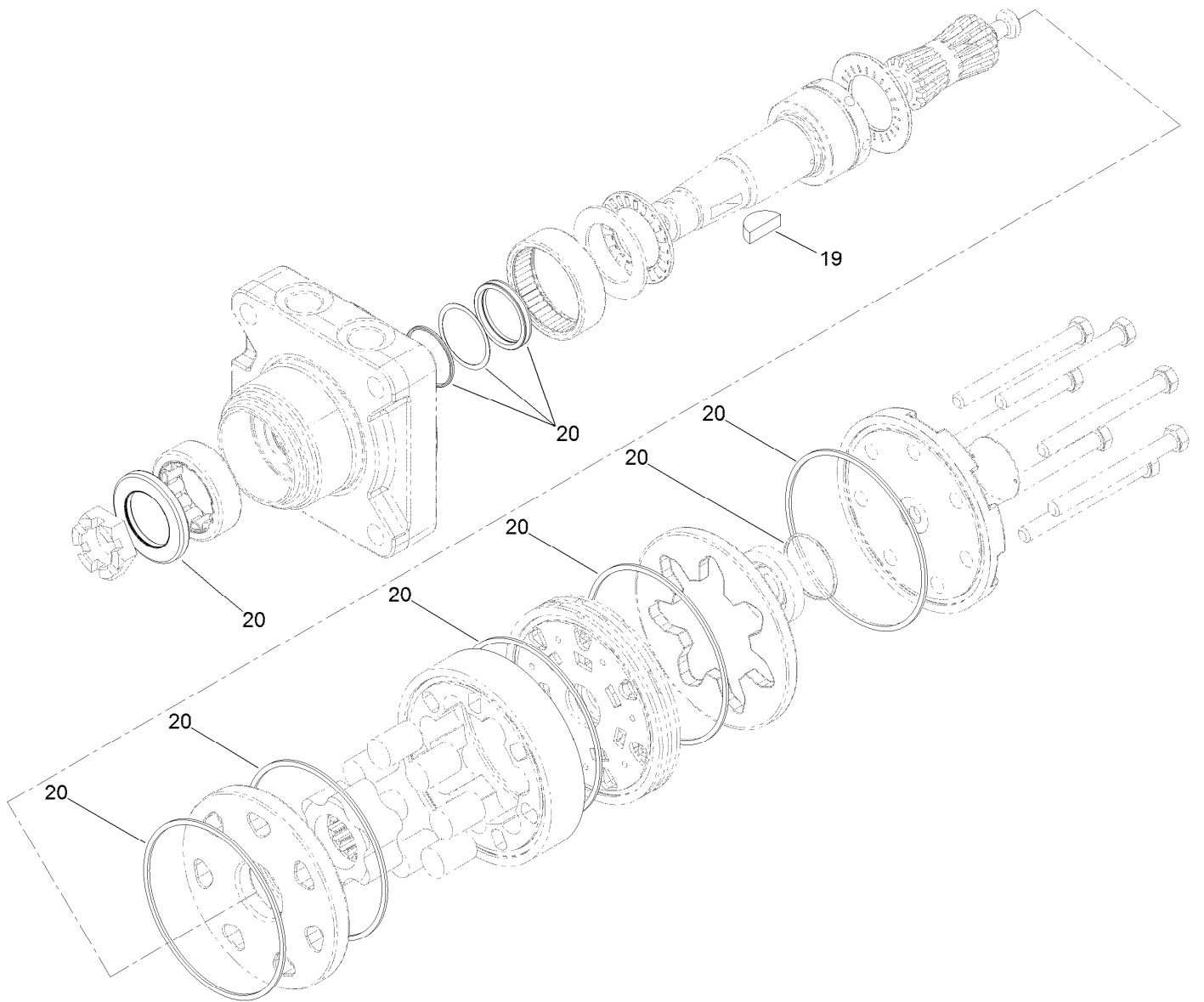
Hydraulic Motor Assembly No. 138-0304

<i>Ref.</i>	<i>Part Number</i>	<i>Qty.</i>	<i>Description</i>
1	110-8897	1	Seal Kit
2	3257-42	1	Key-Woodruff



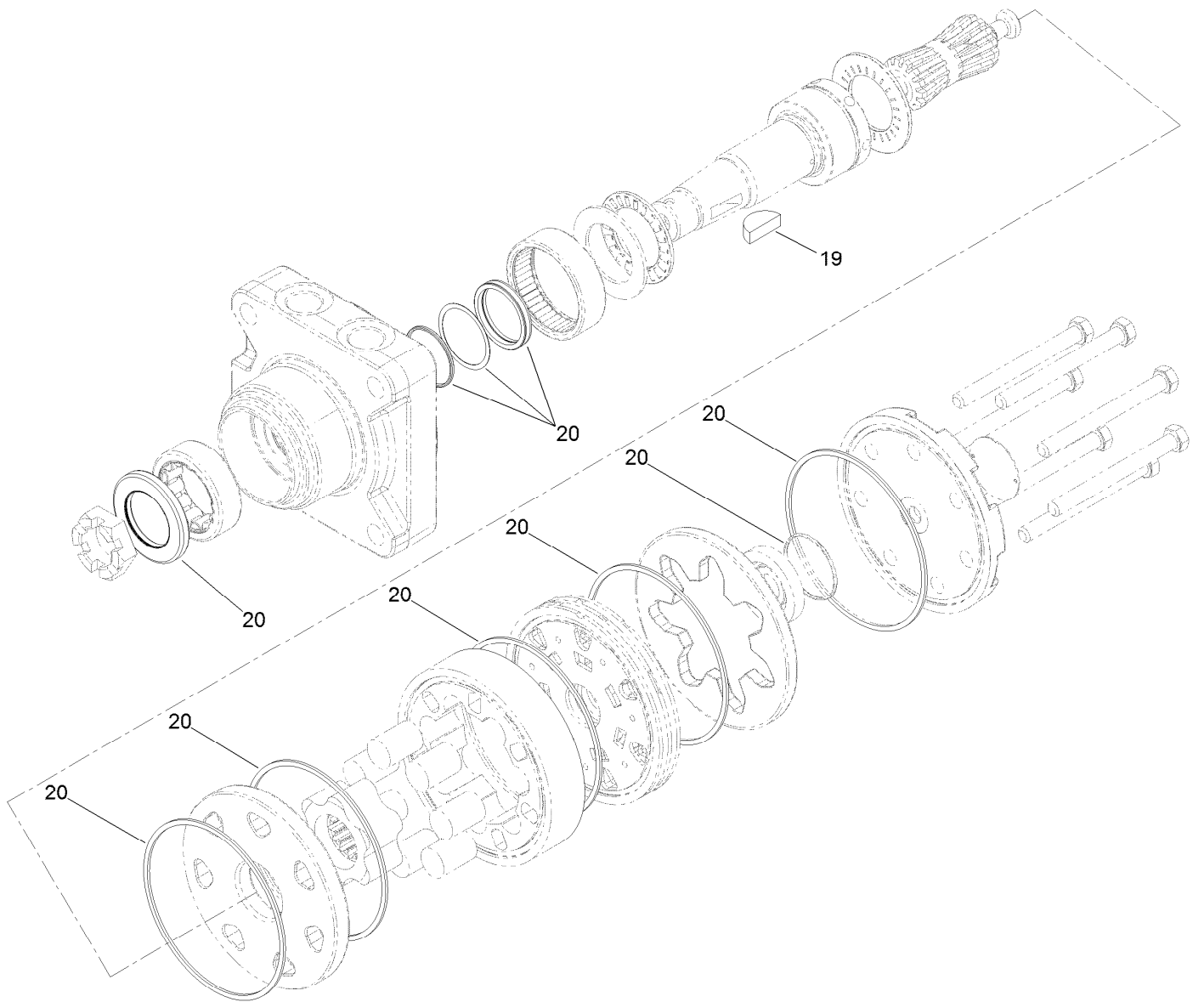
Hydraulic Motor Assembly No. 138-0303

<i>Ref.</i>	<i>Part Number</i>	<i>Qty.</i>	<i>Description</i>
1	110-8897	1	Seal Kit
2	3257-42	1	Key-Woodruff



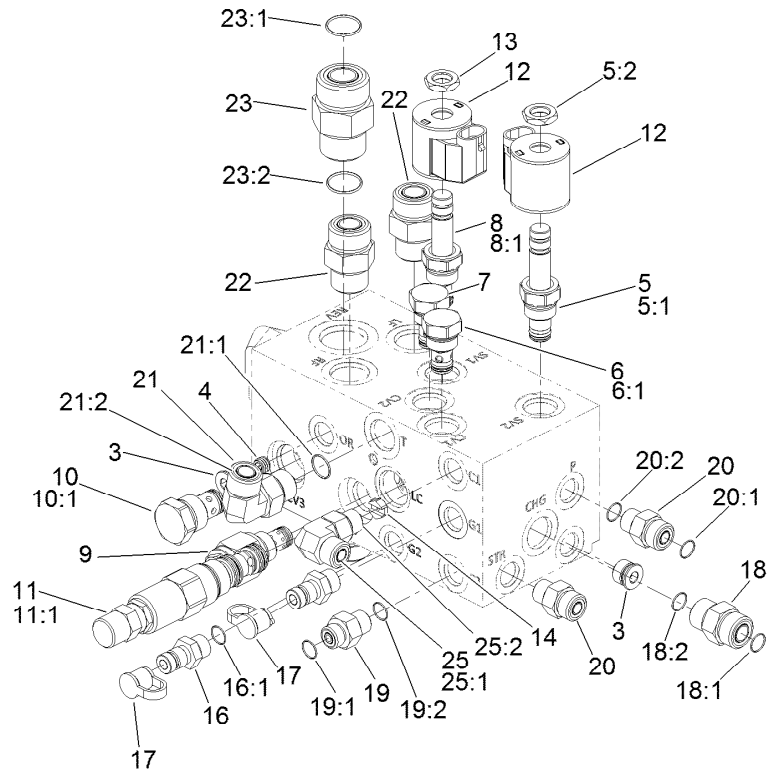
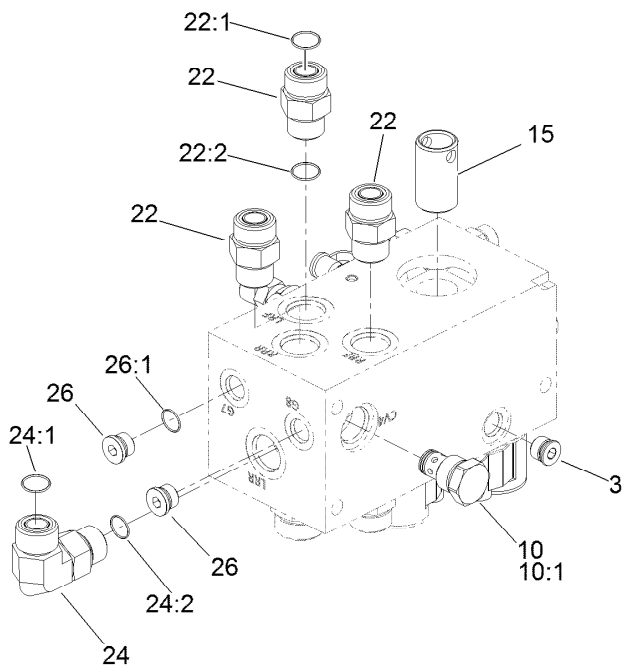
Hydraulic Motor Assembly No. 137-2458

<i>Ref.</i>	<i>Part Number</i>	<i>Qty.</i>	<i>Description</i>
19	3257-42	1	Key-Woodruff
20	110-8896	1	Seal Kit



Hydraulic Motor Assembly No. 137-2478

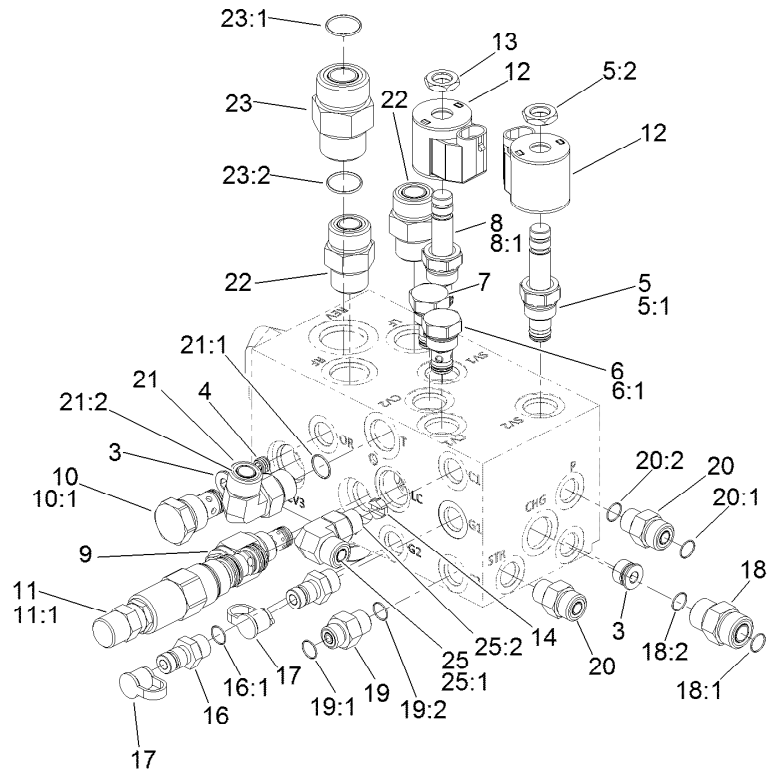
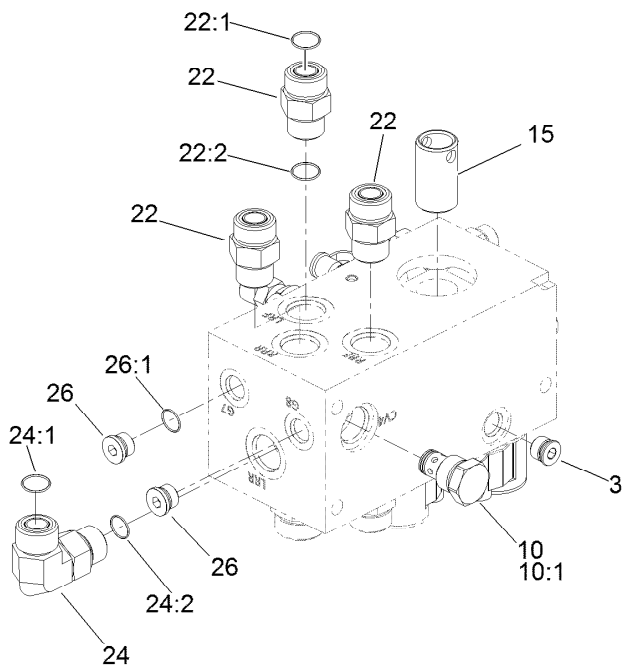
<i>Ref.</i>	<i>Part Number</i>	<i>Qty.</i>	<i>Description</i>
19	3257-42	1	Key-Woodruff
20	110-8896	1	Seal Kit



Steer/Lift Manifold Assembly No. 138-4489

Ref.	Part Number	Qty.	Description	Ref.	Part Number	Qty.	Description
3	112-9213	3	Plug	14	139-6296	1	Orifice-Check 0.100 DIA
4	110-8883	1	Plug-Orifice (0.040)	15	139-6297	1	Nipple-Filter
5	112-9206	1	Solenoid Valve ASM	16	59-7410	2	Fitting-Diagnostic
5:1	105-9156	1	Seal Kit	16:1	237-42	1	O-Ring
5:2	110-2634	1	Nut-Coil	17	354-79	2	Cap-Dust
6	114-2873	1	Check Valve ASM	18	340-4	1	Fitting-Straight
6:1	105-9156	1	Seal Kit	18:1	237-30	1	O-Ring
7	139-1213	1	Valve-Check	18:2	237-79	1	O-Ring
8	120-6562	1	Valve-Solenoid	19	340-1	1	Fitting-Straight
8:1	105-9156	1	Seal Kit	19:1	237-21	1	O-Ring
9	139-6298	1	Valve-Relief (Bi-Directional)	19:2	237-42	1	O-Ring
10	110-8881	2	Valve-Check	20	340-2	2	Fitting-Straight
10:1	105-9159	1	Seal Kit ●	20:1	237-22	1	O-Ring
11	144-0501	1	Valve-Logic, 220 PSI (Adjustable)	20:2	237-42	1	O-Ring
11:1	119-2159	1	Seal Kit	21	340-98	1	Fitting-Elbow, 90 DEG
12	110-0497	2	Coil-Solenoid	21:1	237-79	1	O-Ring
13	110-2634	2	Nut-Coil	21:2	237-30	1	O-Ring
				22	340-7	5	Fitting-Straight

● Not illustrated

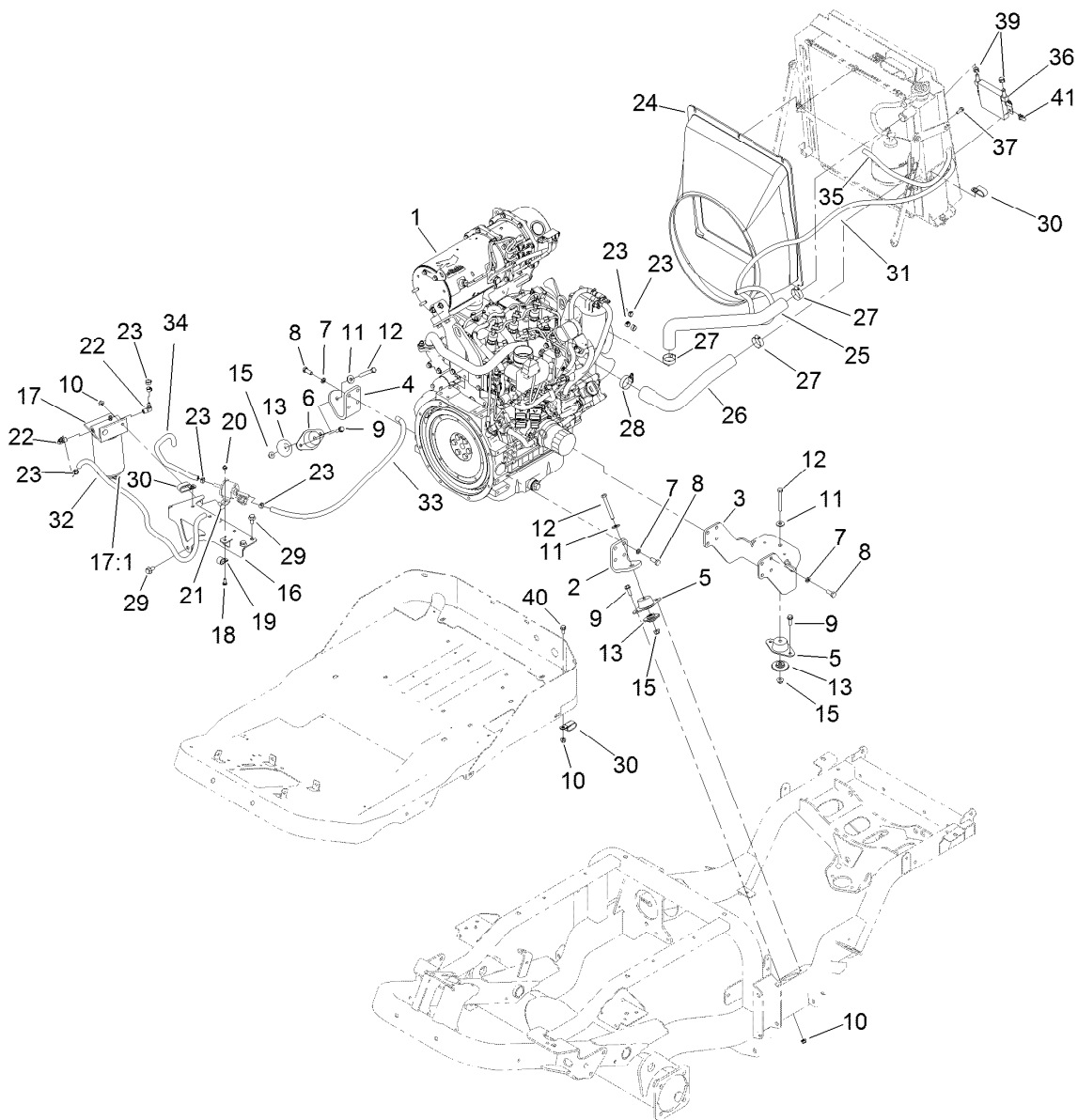


Steer/Lift Manifold Assembly No. 138-4489 (continued)

Ref.	Part Number	Qty.	Description
22:1	237-65	1	O-Ring
22:2	237-80	1	O-Ring
23	340-9	1	Fitting-STR
23:1	237-58	1	O-Ring
23:2	237-81	1	O-Ring
24	340-17	1	Fitting-Elbow, 90 DEG
24:1	237-65	1	O-Ring

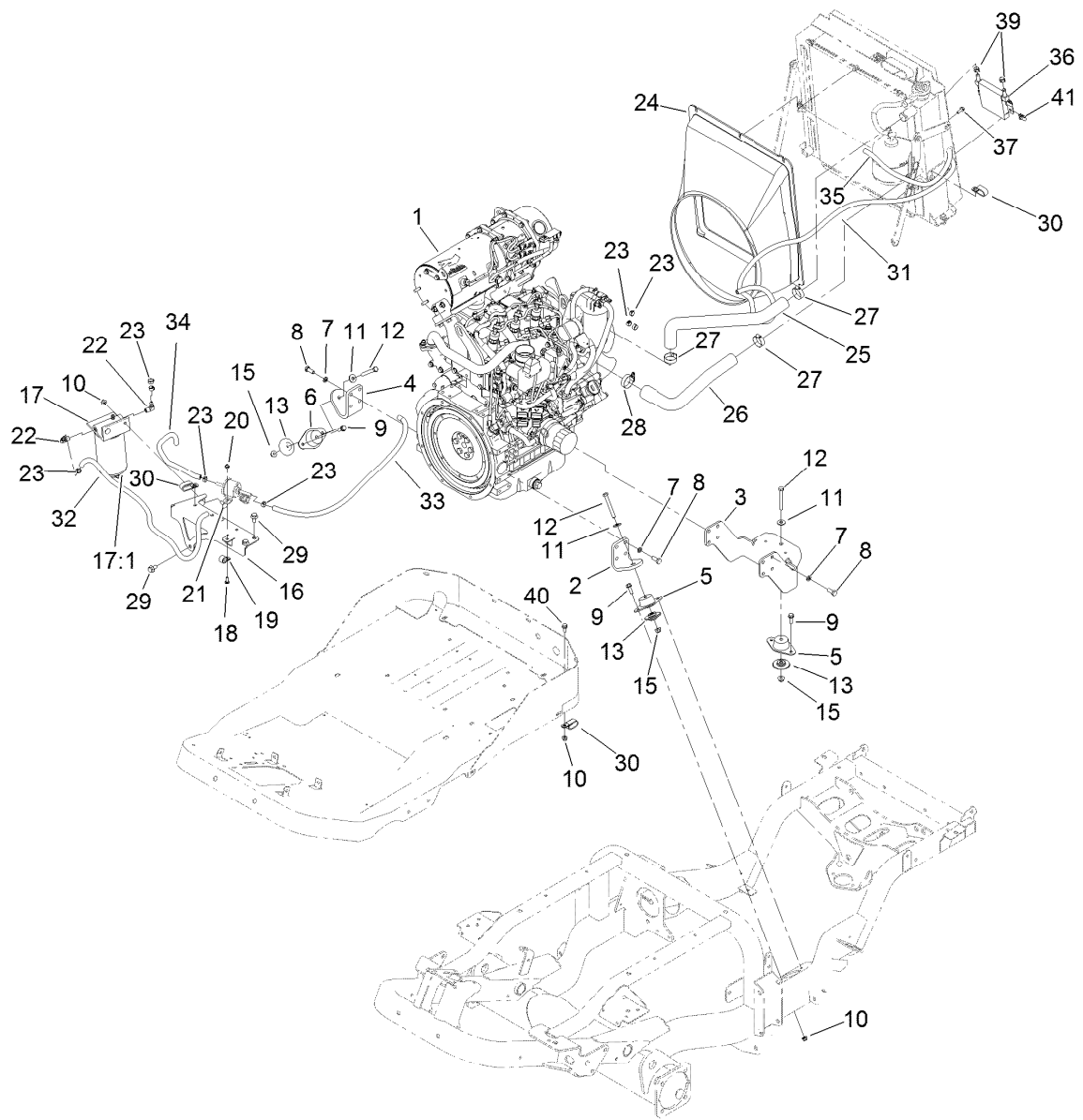
Ref.	Part Number	Qty.	Description
24:2	237-80	1	O-Ring
25	340-77	1	Fitting-Elbow, 90 DEG
25:1	237-22	1	O-Ring
25:2	237-42	1	O-Ring
26	353-989	2	Plug-Hex, Hollow
26:1	237-42	1	O-Ring

● Not illustrated



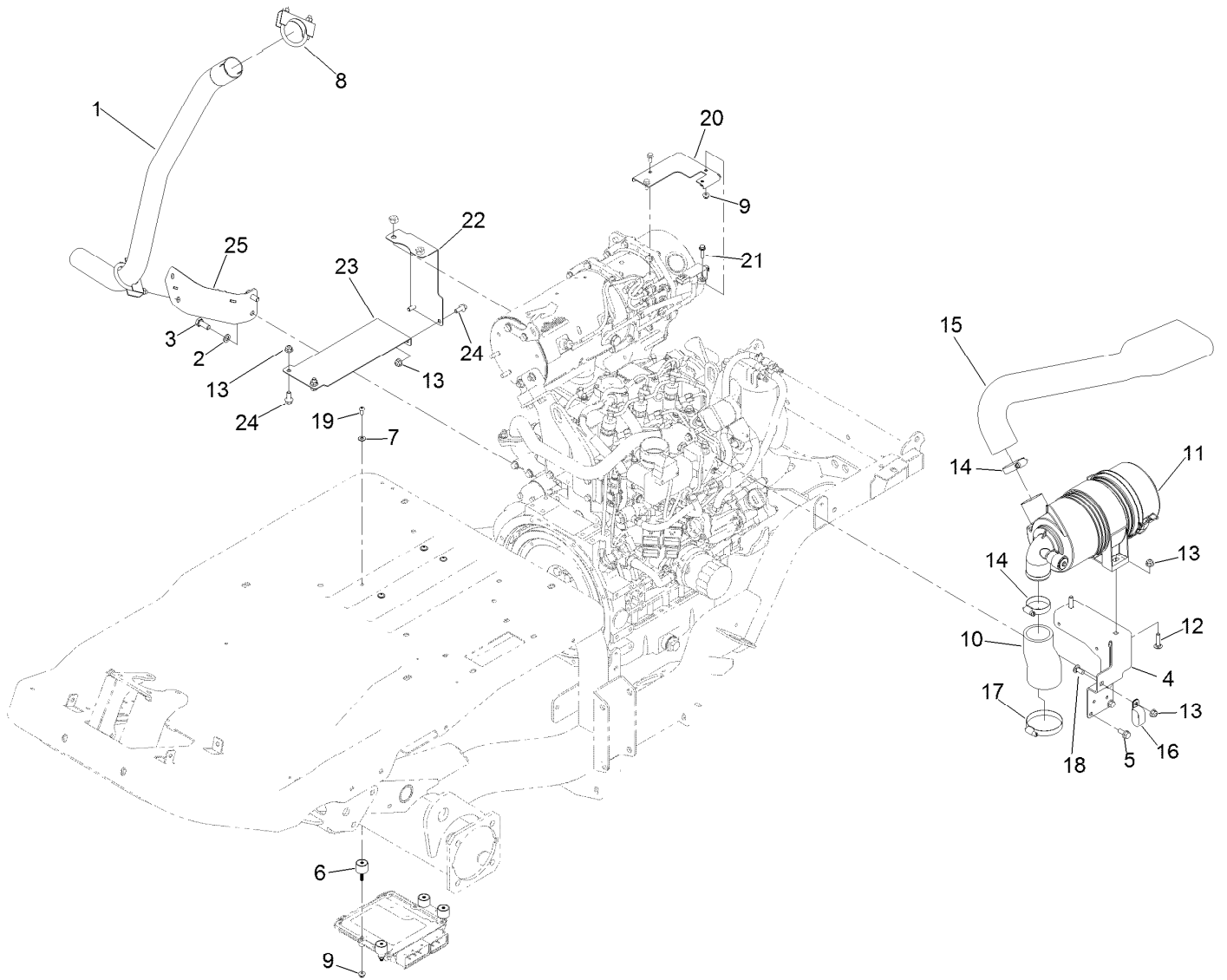
Engine, Radiator Hoses and Shroud Assembly

<i>Ref.</i>	<i>Part Number</i>	<i>Qty.</i>	<i>Description</i>	<i>Ref.</i>	<i>Part Number</i>	<i>Qty.</i>	<i>Description</i>
1	139-6183	1	Engine-Yanmar 3Tnv88C-Dtr6	17:1	125-2915	1	Filter-Fuel/Water Separator
2	138-0409-0P	1	Mount-Engine, LH Front	18	1-807512	2	Bolt-CARR
3	138-0410-0P	1	Mount-Engine, Rear 37HP [primed]	19	2412-87	1	Clamp-Cable
4	138-0408-0P	1	Mount-Engine, RH Front	20	104-7201	2	Nut-HF
5	120-6274	2	Mount-Engine	21	3230-10	2	Bolt-CARR
6	139-0856	1	Mount-Engine	22	353-781	2	Fitting-HYD, 90
7	48-9590	14	Washer-Lock	23	92-2379	6	Clamp-Hose
8	33115-025	14	Screw-HH	24	138-0419	1	Shroud-Fan
9	3234-29	5	Screw-HHF	25	138-0429	1	Hose-Radiator, Upper
10	104-8300	8	Nut-HF, NI	26	138-0430	1	Hose-Radiator, Lower
11	80-6990	3	Washer-Hardened	27	2412-34	3	Clamp-Hose
12	323-14	3	Screw-HH	28	2412-3	1	Clamp-Hose
13	138-6462	3	Support-Isolator	29	33105-020	4	Screw-HHF
15	104-8301	3	Nut-HF, NI	30	120-1959	3	Clamp
16	138-4532-0P	1	Bracket-Filter Mount [primed]	31	139-6255	1	Hose-Fuel
17	125-2914	1	Filter-Separator	32	126-1805	1	Hose
				33	110-3257	1	Hose-Fuel
				34	110-4101	1	Hose-Fuel
				35	139-6276	1	Hose-Fuel



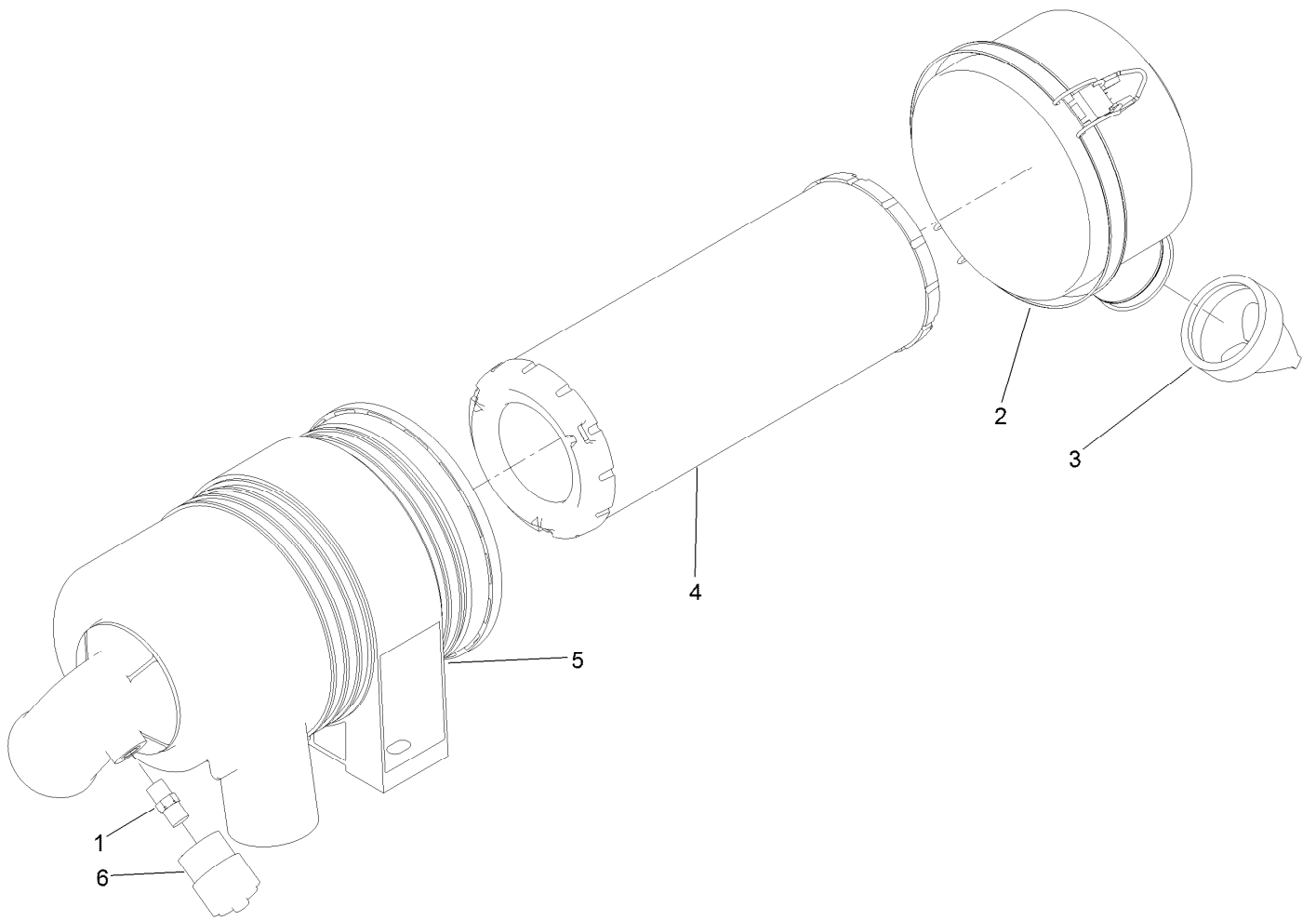
Engine, Radiator Hoses and Shroud Assembly (continued)

<i>Ref.</i>	<i>Part Number</i>	<i>Qty.</i>	<i>Description</i>	<i>Ref.</i>	<i>Part Number</i>	<i>Qty.</i>	<i>Description</i>
36	116-7205	1	Cooler	40	3234-47	1	Screw-HHF
37	3234-4	4	Screw-HHF	41	107069	4	Clip
39	103-1988	2	Clamp-Hose				



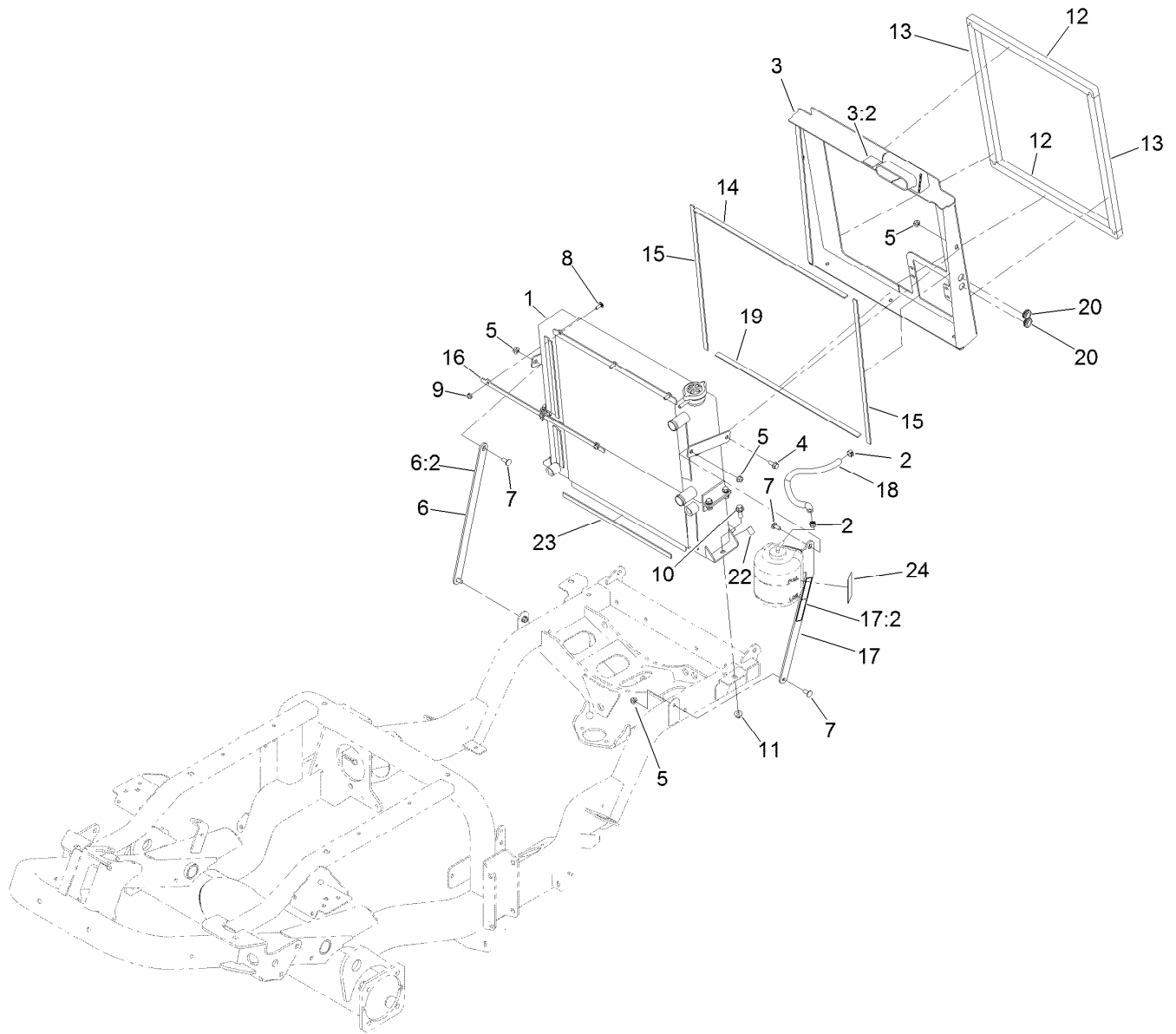
Air Cleaner and Exhaust Assembly

<i>Ref.</i>	<i>Part Number</i>	<i>Qty.</i>	<i>Description</i>	<i>Ref.</i>	<i>Part Number</i>	<i>Qty.</i>	<i>Description</i>
1	144-0569	1	Pipe-Exhaust	14	2412-130	2	Clamp-Hose
2	48-9590	2	Washer-Lock	15	138-4455	1	Hose-Intake
3	33115-025	2	Screw-HH	16	120-1959	1	Clamp
4	138-0432-0P	1	Bracket-Air Filter [primed]	17	2412-53	1	Clamp-Drive, Worm
5	33104-020	3	Screw-HHF	18	3230-23	1	Bolt-CARR
6	139-6176	4	Mount-ISO	19	135-6367	4	Screw-HSBH
7	3256-1	4	Washer-Flat	20	139-6181-0P	1	Bracket-Sensor, Dpf
8	18-2130	2	Clamp	21	120-4654	2	Screw-HHF
9	104-7201	6	Nut-HF	22	139-6185	1	Bracket-Heat Shield, Rear
10	137-5809	1	Hose-Cleaner, Air	23	139-6184	1	Bracket-Heat Shield, Lower
11	136-4481	1	Air Cleaner ASM	24	3234-47	4	Screw-HHF
12	3230-29	2	Screw-CARR	25	144-0572-03	1	Support-Tailpipe
13	104-8300	7	Nut-HF, NI				



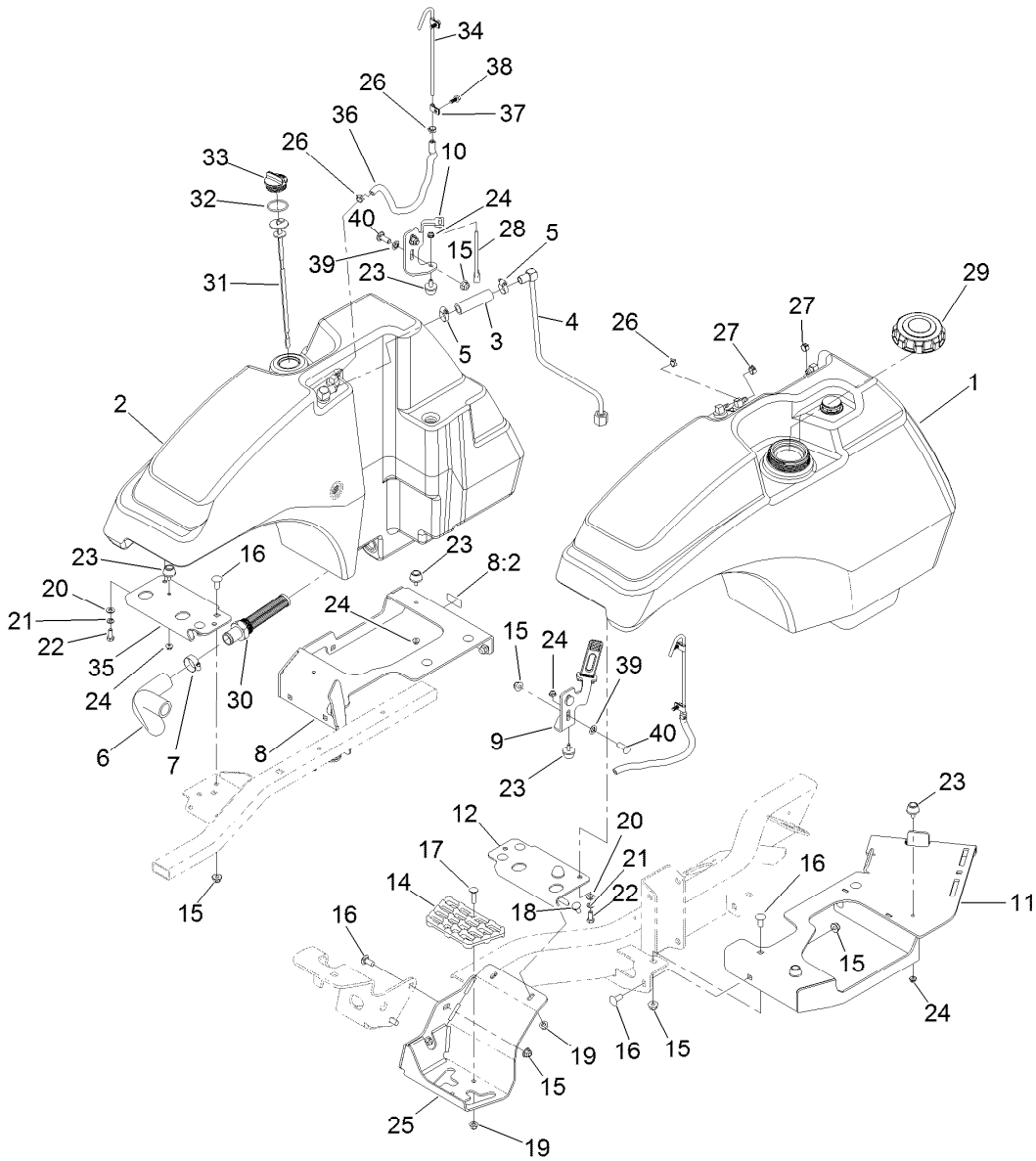
Air Cleaner Assembly No. 136-4481

<i>Ref.</i>	<i>Part Number</i>	<i>Qty.</i>	<i>Description</i>
1	94-1416	1	Adapter-Indicator
2	98-9771	1	Cover ASM
3	94-1414	1	Valve-Vacuator
4	108-3810	1	Filter-Air
5	98-4525	1	Bracket-Cleaner, Air
6	93-9164	1	Indicator-Mini



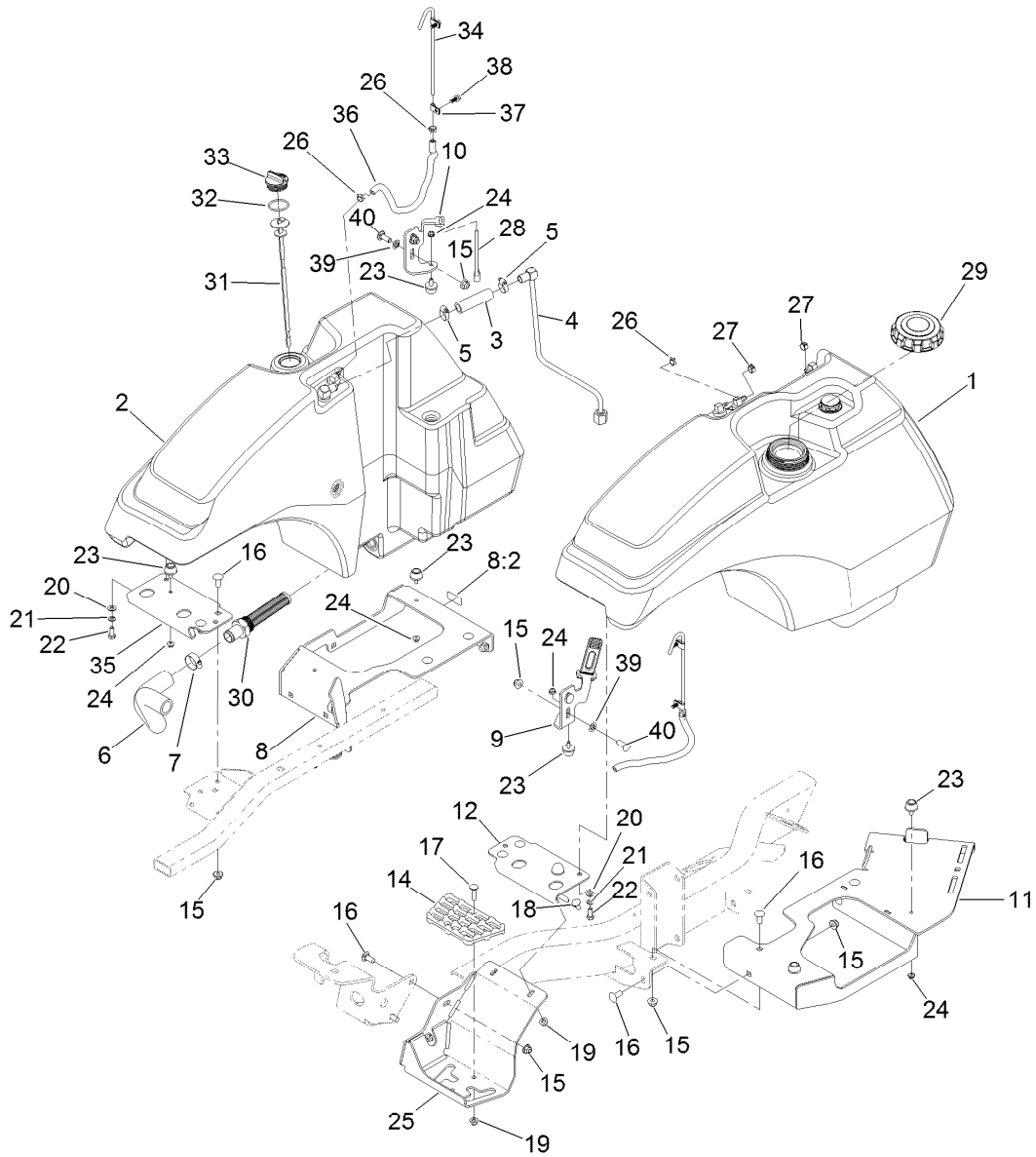
Radiator and Cooler Assembly

<i>Ref.</i>	<i>Part Number</i>	<i>Qty.</i>	<i>Description</i>	<i>Ref.</i>	<i>Part Number</i>	<i>Qty.</i>	<i>Description</i>
1	138-7420	1	Radiator/Oil Cooler ASM	12	138-4410	2	Seal-Foam
2	92-2379	2	Clamp-Hose	13	138-4411	2	Seal-Foam
3	139-6232	1	Shroud-Cooler ASM	14	138-4453	1	Foam-Radiator
3:2	115-8155	1	Decal-Warning	15	138-4454	2	Foam-Radiator, Side
4	3234-47	2	Screw-HHF	16	138-4461-0P	1	Bracket-Shroud Retainer
5	104-8300	11	Nut-HF, NI	17	139-6230	1	Bracket-Bottle Mount
6	139-6229	1	Strap-Cooler	17:2	93-7272	1	Decal-Warning
6:2	93-7272	1	Decal-Warning	18	106-1126	1	Hose-Fuel
7	3230-23	9	Bolt-CARR	19	108-1393	1	Strip-Foam
8	1-807512	3	Bolt-CARR	20	MSC14544	2	Grommet
9	104-7201	3	Nut-HF	22	140-5841	2	Trim-Cooler
10	3234-42	2	Screw-HHF	23	130-9182	1	Foam-Radiator, Short
11	104-8301	2	Nut-HF, NI	24	144-0472	1	Decal-Coolant Level



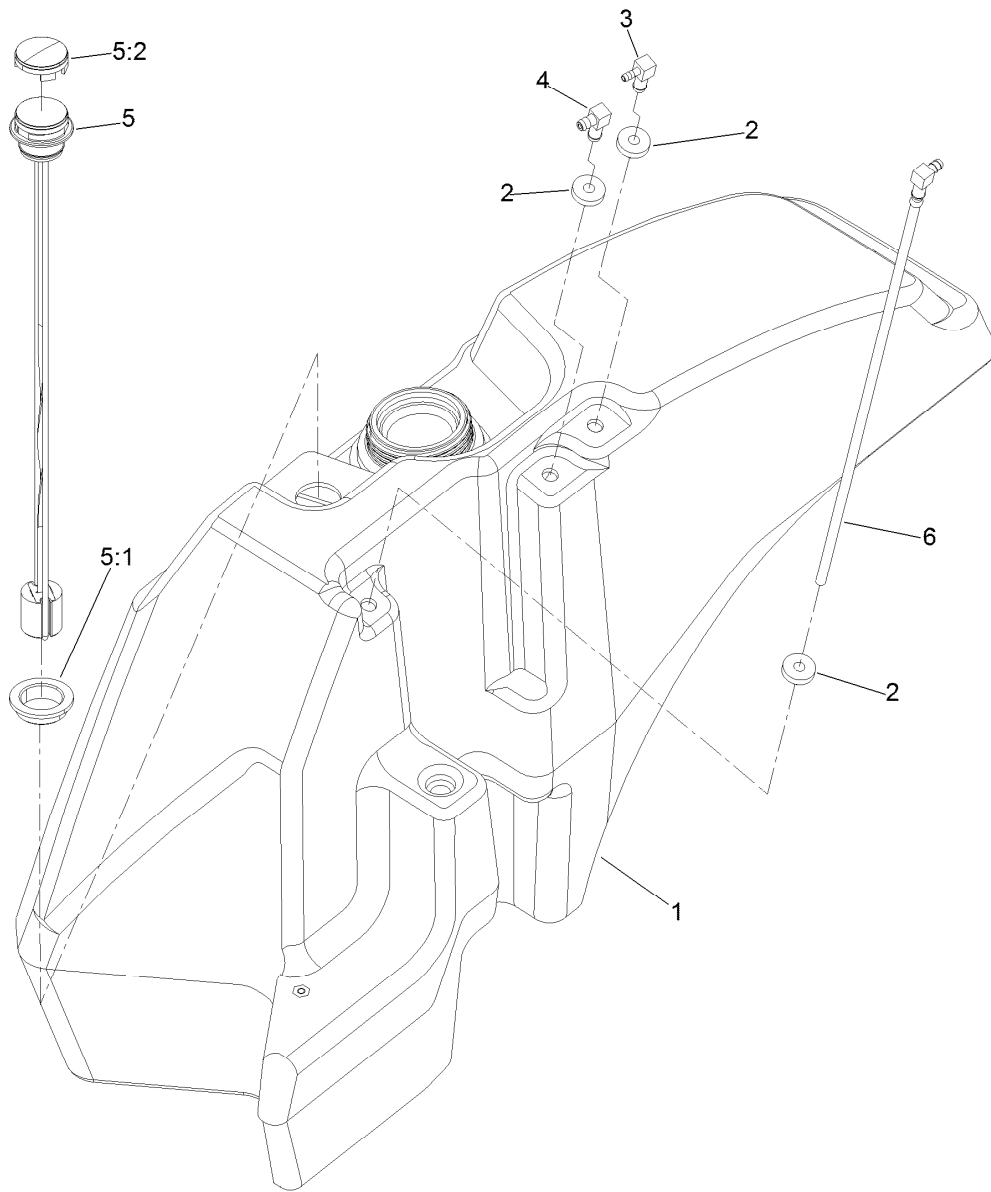
Fuel and Hydraulic Tank Assembly

Ref.	Part Number	Qty.	Description	Ref.	Part Number	Qty.	Description
1	138-0291	1	Fuel Tank	19	104-8300	3	Nut-HF, NI
2	138-4418	1	Hydraulics Tank ASM	20	3256-23	2	Washer-Plain
3	114-4920	1	Hose	21	3253-4	2	Washer-Lock
4	138-7392	1	Hydraulic Tube ASM	22	322-3	2	Screw-HH
5	2412-119	2	Clamp-Hose, Worm Drive	23	109-2365	8	Bumper-Rubber
6	138-7361	1	Hose-Suction	24	104-7201	8	Nut-HF
7	2412-34	1	Clamp-Hose	25	139-0927-01	1	Bracket-Mount, Step
8	139-6228	1	Tank Support-Hydraulic	26	2412-98	4	Clamp-Hose
8:2	127-0392	1	Decal-Hot Surface	27	92-2379	2	Clamp-Hose
9	138-0441-03	1	Bracket-Tank Hold Down, LH	28	131-8402	2	Strap-Down, Hold
10	138-7315-03	1	Bracket-Tank Hold Down, RH	29	125-9171	1	Cap-Fuel
11	138-4404-03	1	Tray-Tank/Battery	30	138-7499	1	Fitting-Strainer
12	138-7365-03	1	Bracket-Tank Mount, Front LH	31	138-7388	1	Dipstick
14	126-4781	1	Step-Deck	32	94-8166	1	O-Ring
15	104-8301	19	Nut-HF, NI	33	93-7498	1	Plug-Plastic
16	3231-27	15	Screw-CARR	34	139-6252	2	Tube-Vent
17	3230-3	1	Screw-CARR	35	139-0940-03	1	Bracket-Tank Mount, Front RH
18	3230-23	2	Bolt-CARR	36	139-6253	2	Hose-Fuel
				37	2412-72	4	Clip-Closed, Insulated
				38	99-6810	4	Screw-HHF



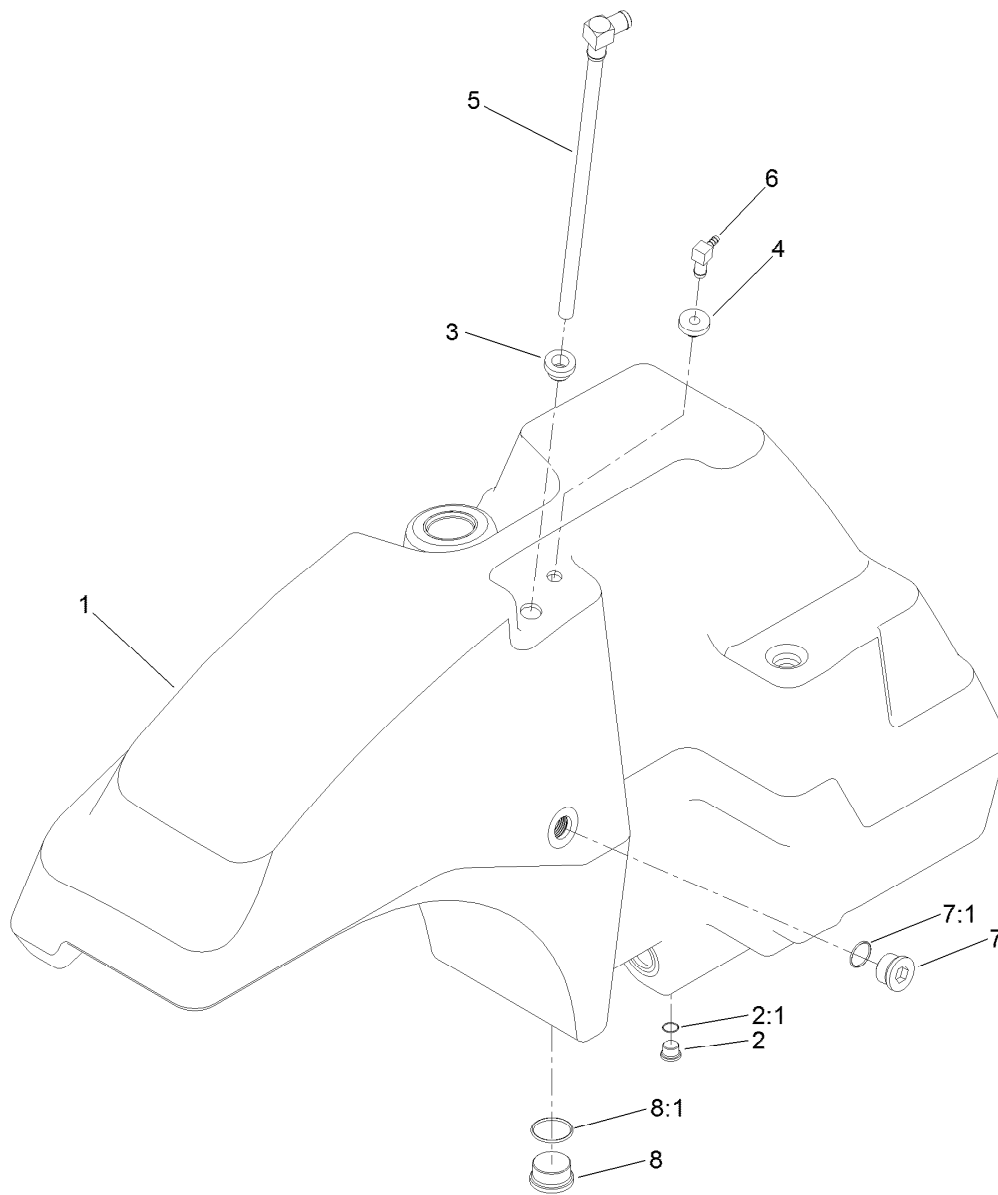
Fuel and Hydraulic Tank Assembly (continued)

<i>Ref.</i>	<i>Part Number</i>	<i>Qty.</i>	<i>Description</i>
39	107-3154	6	Nut-Push
40	3231-22	4	Screw-CARR



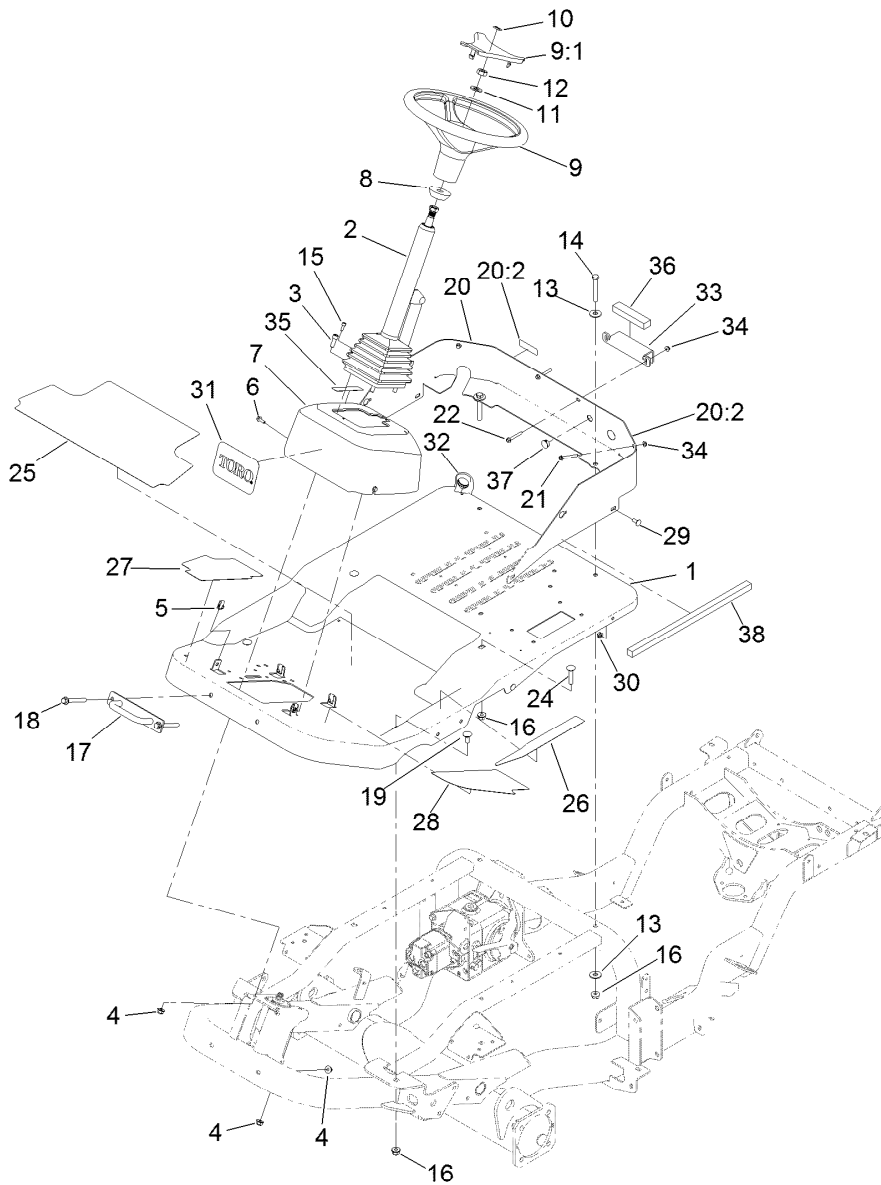
Fuel Tank Assembly No. 138-0291

<i>Ref.</i>	<i>Part Number</i>	<i>Qty.</i>	<i>Description</i>
1	138-7385	1	Fuel Tank W/Inserts ASM
2	46-6560	3	Bushing
3	104-5228	1	Fitting-Elbow, 90 DEG
4	46-6550	1	Fitting-Elbow, 90 DEG
5	139-0872	1	Gauge-Fuel
5:1	119-0508	1	Seal
5:2	117-8404	1	Dial-Gauge
6	138-7389	1	Pipe-Stand



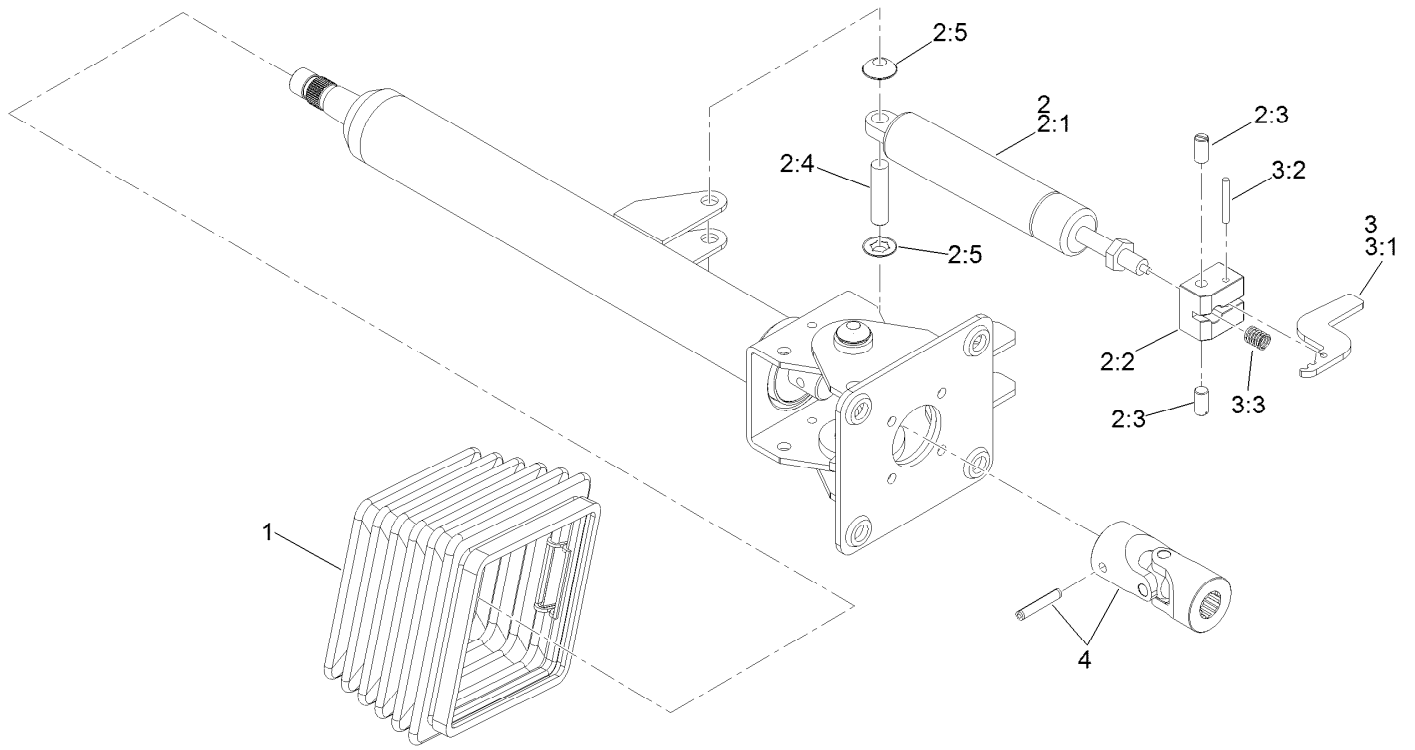
Hydraulic Tank Assembly No. 138-4418

Ref.	Part Number	Qty.	Description
1	138-7386	1	Tank-Hydraulic W/Inserts
2	353-989	1	Plug-Hex, Hollow
2:1	237-42	1	O-Ring
3	104-0790	1	Bushing
4	46-6560	1	Bushing
5	138-7384	1	Tube-Drop
6	104-5228	1	Fitting-Elbow, 90 DEG
7	139-6333	1	Fitting-Plug
7:1	237-81	1	O-Ring
8	105-3921	1	Fitting-Plug
8:1	237-146	1	O-Ring



Platform, Steering and Console Assembly

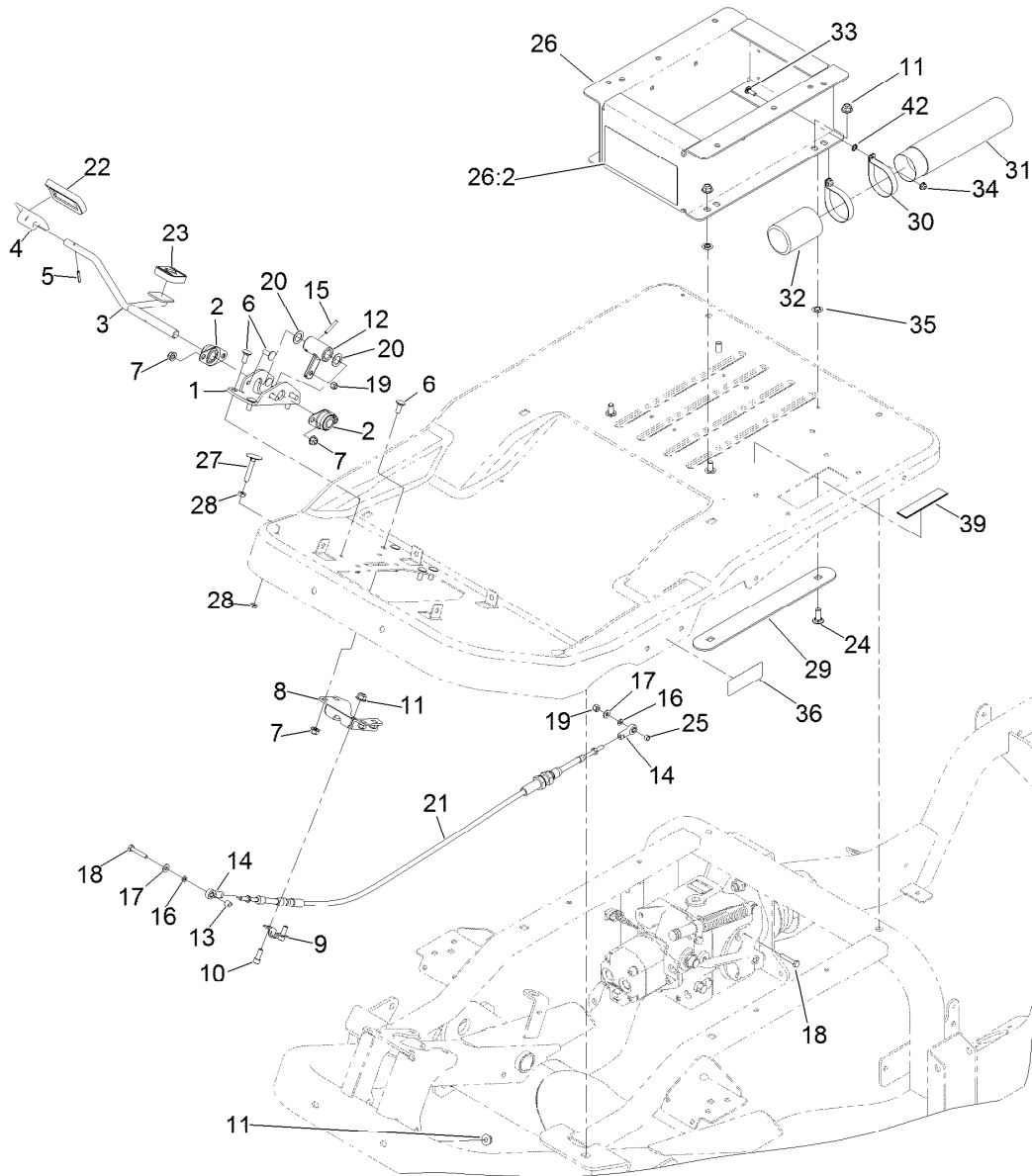
Ref.	Part Number	Qty.	Description	Ref.	Part Number	Qty.	Description
1	138-0300SP	1	Platform-Stamped	20	144-0528	1	Plate-Firewall, Lower
2	139-0857	1	Column-Steering, Tilt	20:2	132-1316	2	Decal-Danger, Belt
3	3274-7	4	Screw-HSH	21	125-4287	2	Screw-HHF
4	104-8301	6	Nut-HF, NI	22	3234-34	2	Screw-HHF
5	107069	4	Clip	24	3232-5	2	Screw-CARR
6	99-6810	4	Screw-HHF	25	139-0858	1	Tread-Foot, Main
7	138-7494	1	Cover-Steering	26	139-0859	1	Tread-Foot, Side
8	93-5429	1	Collar-Foam	27	139-0885	1	Tread-Foot, Front RH
9	98-1471	1	Wheel-Steering	28	139-0886	1	Tread-Foot, Front LH
9:1	98-1468	1	Cover-Wheel, Steering	29	3230-23	4	Bolt-CARR
10	98-1459	1	Decal	30	104-8300	4	Nut-HF, NI
11	3256-27	1	Washer-Flat	31	105-1217	1	Decal
12	3296-33	1	Nut-Lock, NI	32	144-0473	1	Plug-Harness, Firewall
13	3256-40	4	Washer-Flat	33	139-2166-0P	1	Bracket-Hood Support
14	324-12	2	Screw-HH	34	104-7201	4	Nut-HF
15	105-2409	4	Screw-HSH	35	140-1460	1	Decal-Traction Pedal
16	114-8417	6	Nut-HF, NI	36	139-6202	1	Foam-Strip
17	138-0288	1	Bracket-Down, Tie	37	130-8439	1	Plug-Dome
18	3234-41	2	Screw-HHF	38	139-6207	1	Foam-Strip
19	3232-1	2	Screw-CARR				



Steering Column Assembly No. 139-0857

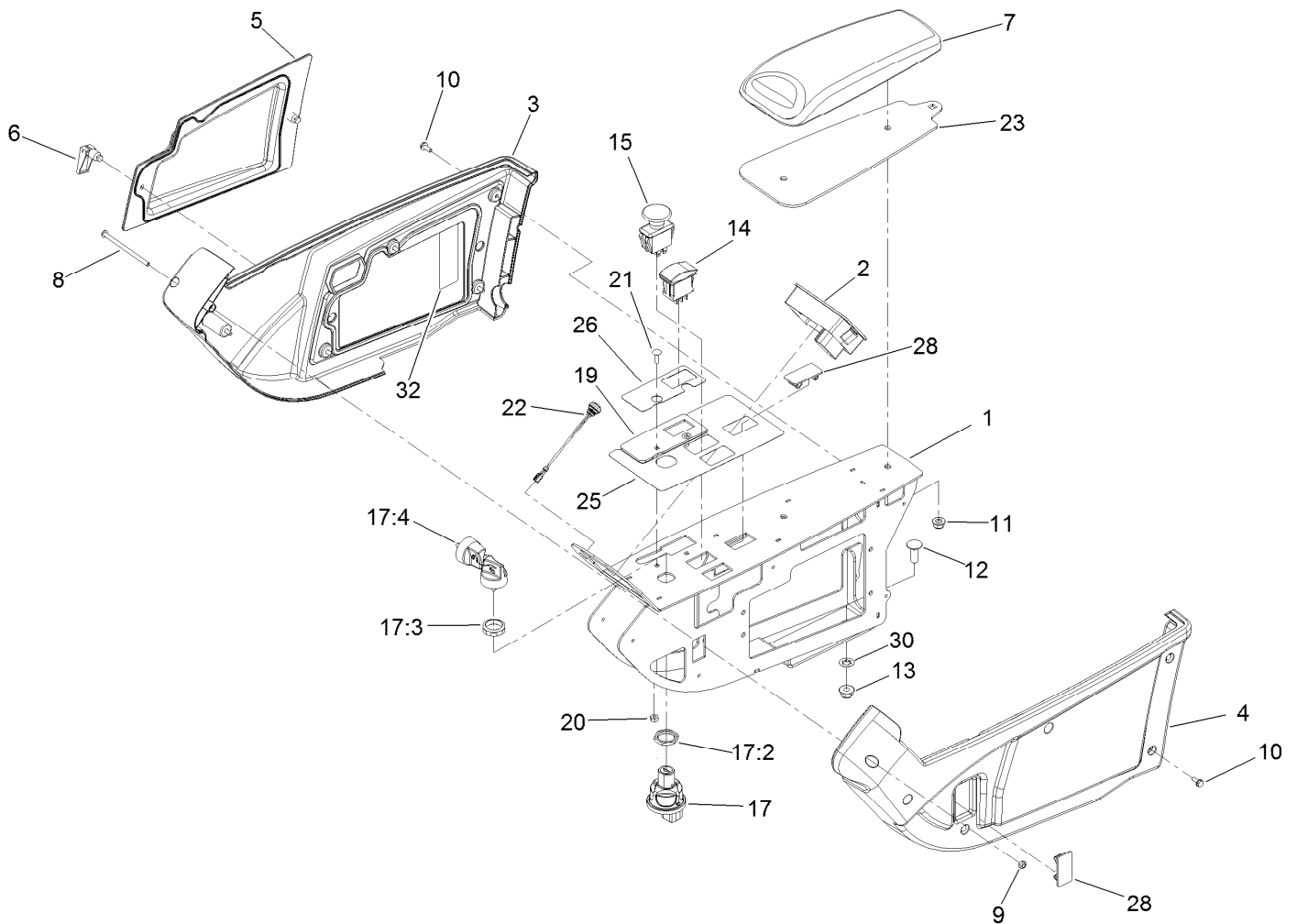
Ref.	Part Number	Qty.	Description
1	110-6462	1	Bellows-Rubber
2	110-6463	1	Cylinder Service Kit
2:1		1	Cylinder-Gas ●
2:2		1	Block-Pedal ●
2:3		2	Bolt ●
2:4		1	Pin ●
2:5		2	Washer-Lock ●
3	136-4385	1	Pedal Service Kit
3:1		1	Pedal ●
3:2		1	Pin ●
3:3		1	Spring ●
4	120-6256	1	Universal Joint Kit

● Not serviced separately



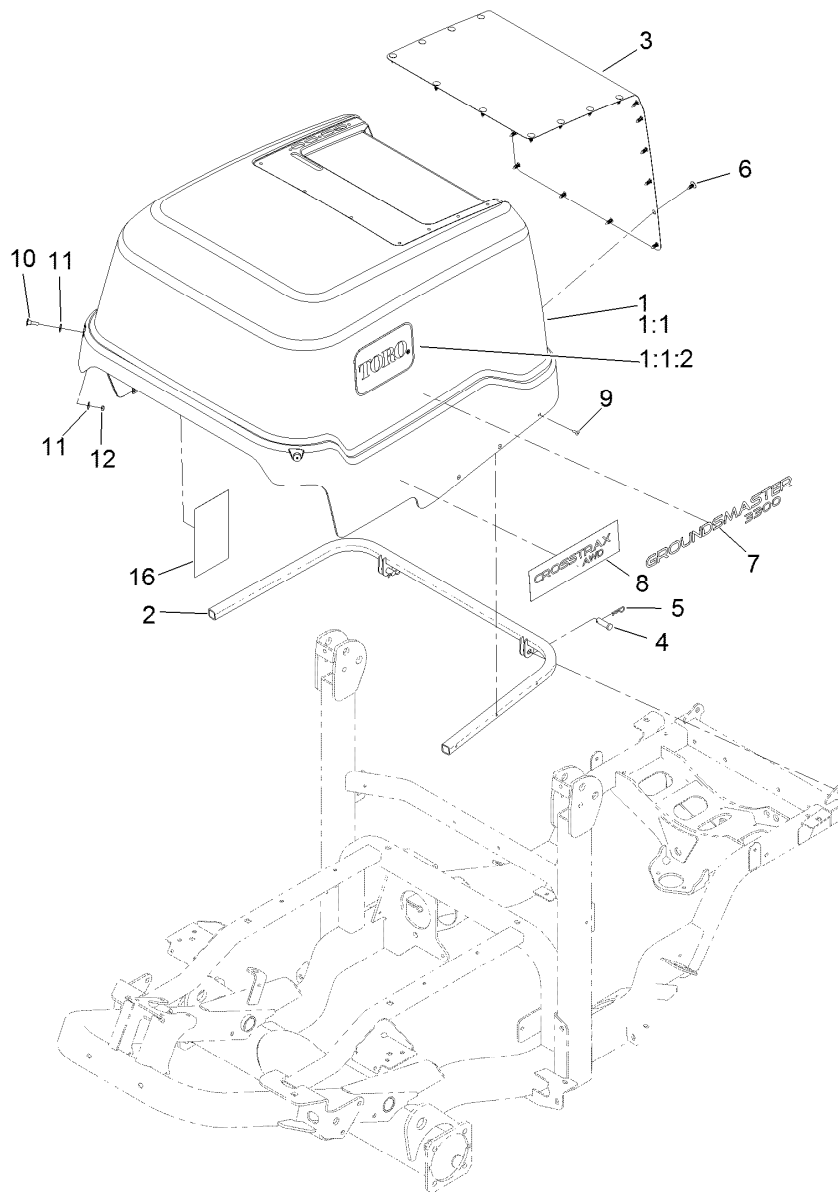
Traction Pedal Assembly

Ref.	Part Number	Qty.	Description	Ref.	Part Number	Qty.	Description
1	138-7477-01	1	Bracket-Pedal, Traction	21	137-2568	1	Traction-Cable
2	256-236	2	Bearing-Mount, Flange	22	74-9100	1	Pad-Pedal, Forward
3	138-4594	1	Pedal-Traction	23	74-9110	1	Pad-Pedal, Reverse
4	117-9507	1	Pedal-Accelerator	24	3231-22	4	Screw-CARR
5	32121-45	1	Pin-Spring	25	130-9691	1	Spacer
6	3230-23	12	Bolt-CARR	26	139-6221	1	Seat Box ASM
7	104-8300	12	Nut-HF, NI	26:2	139-6215	1	Decal-Warning
8	138-7446-01	1	Bracket-Cable, Traction	27	115-8240	1	Screw-Elevator
9	93-2092	1	Clamp-Cable	28	3218-2	2	Nut-Hex Jam
10	3274-10	2	Screw-HSH	29	138-7422-0P	2	Strip-Seat Mount
11	104-8301	6	Nut-HF, NI	30	107-1865	2	R-Clamp
12	117-5199	1	Hub-Pedal, Traction	31	104-7050	1	Tube-Manual
13	66-8010	1	Spacer	32	104-7048	1	Cap-Housing
14	2411-41	2	Rod End-Ball Joint	33	1-807512	2	Bolt-CARR
15	32121-6	1	Pin-Roll, Slotted	34	104-7201	2	Nut-HF
16	33093-00	2	Washer-Flat	35	107-3154	4	Nut-Push
17	3256-22	2	Washer-Flat	36	106-9206	2	Decal-Torque, Wheel
18	321-9	2	Screw-HH	39	133-8062	1	Decal-Arrestor, Spark
19	3296-42	2	Nut-Lock, NI	42	104-8310	2	Ring-Retaining
20	137-2601	2	Washer				



Control Console Assembly

<i>Ref.</i>	<i>Part Number</i>	<i>Qty.</i>	<i>Description</i>	<i>Ref.</i>	<i>Part Number</i>	<i>Qty.</i>	<i>Description</i>
1	133-6406-03	1	Panel	15	93-9999	1	Switch-PTO
2	132-9751	1	Tdm 2001	17	121-5159	1	Ignition Switch ASM
3	108-7605	1	Cover-RH	17:2	121-5160	1	Nut-Hex
4	108-7604	1	Cover-LH	17:3	121-5161	1	Nut-Face
5	108-7616	1	Panel-Access	17:4	121-5162	1	Set-Key, Ignition
6	74-5950	2	Latch-Swell	19	137-2511	1	Cover-Throttle, Switch
7	131-9637	1	Armrest-Quick Find	20	3296-2	2	Nut-Lock, NI
8	3250-22	1	Screw-PPH	21	1-807533	2	Bolt-CARR
9	3296-12	1	Nut-Lock, NI	22	136-9678	1	Switch-Pushbutton
10	32144-112	10	Screw-HWH	23	138-4548-03	1	Plate-Spacer, Console Pad
11	104-8300	2	Nut-HF, NI	25	138-7471	1	Decal-Console
12	3231-22	2	Screw-CARR	26	138-7472	1	Decal-Throttle
13	104-8301	2	Nut-HF, NI	28	99-7420	2	Plug-Hole
14	100-1535	2	Switch-Rocker, (On)-Off-(On)	30	107-3154	2	Nut-Push
				32	140-3126	1	Decal-Fuse

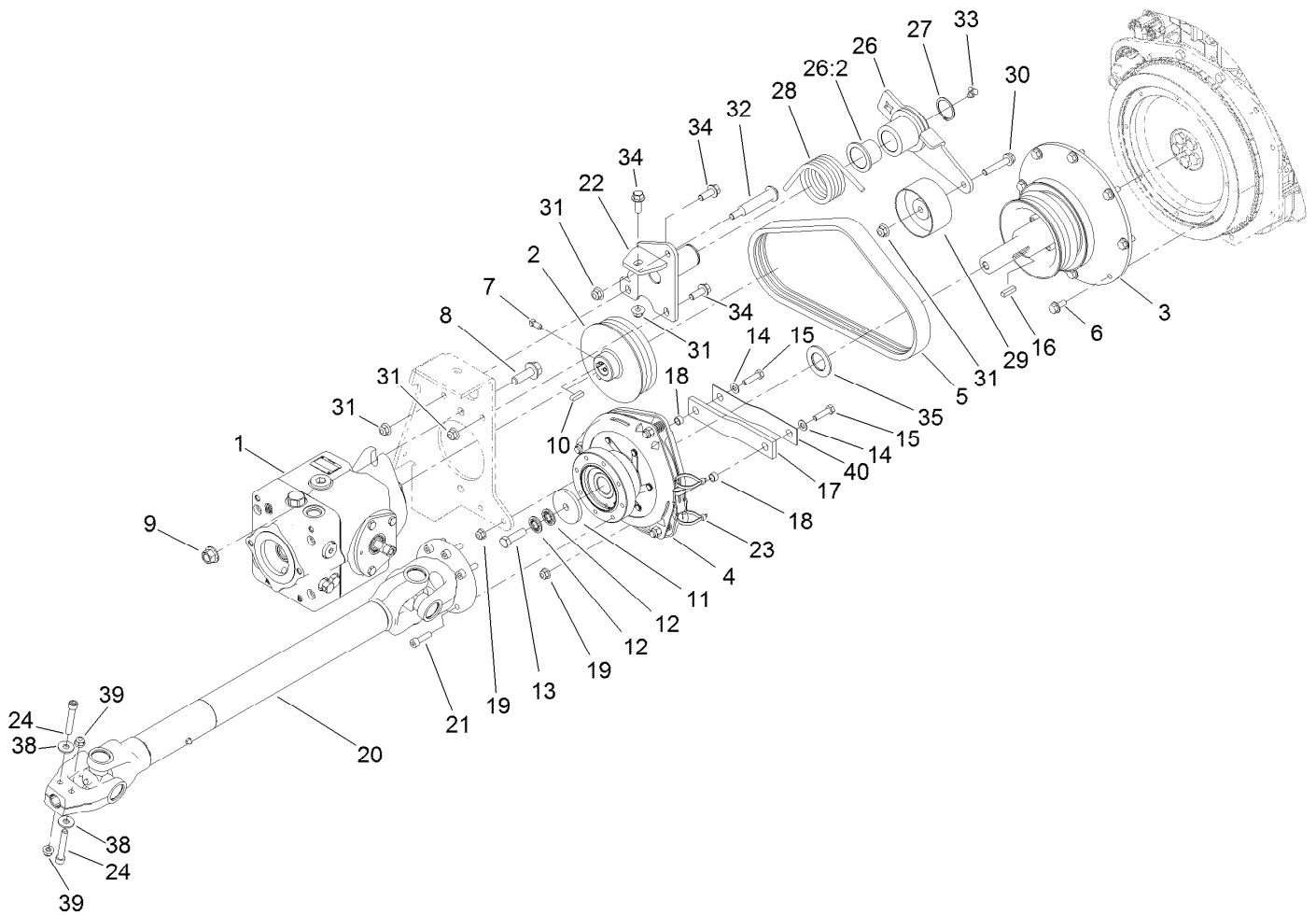


Hood Assembly

Ref.	Part Number	Qty.	Description	Ref.	Part Number	Qty.	Description
1	138-7330SP	1	Hood	5	3290-467	2	Pin-Hair
1:1		1	Hood ASM ■	6	117-2382	24	Plug-Plastic
1:1:2	62-7400	2	Decal	7	139-6152	2	Decal-Identification
1:2	139-6225	1	Tape-Heat, Hood Front ●	8	110-8859	2	Decal
1:3	139-6226	1	Tape-Heat, Hood Rear ●	9	114439	10	Rivet-Blind
1:4	139-6227	1	Tape-Heat, Hood Side ●	10	139-0855	2	Screw-Countersunk, Oval
2	138-7331-03	1	Support-Hood	11	3256-2	4	Washer-Flat
3	138-7474-03	1	Screen-Cooler	12	3296-56	2	Nut-Lock, NI
4	283-68	2	Pin-Clevis	16	139-6218	1	Decal-Service, Gm3300

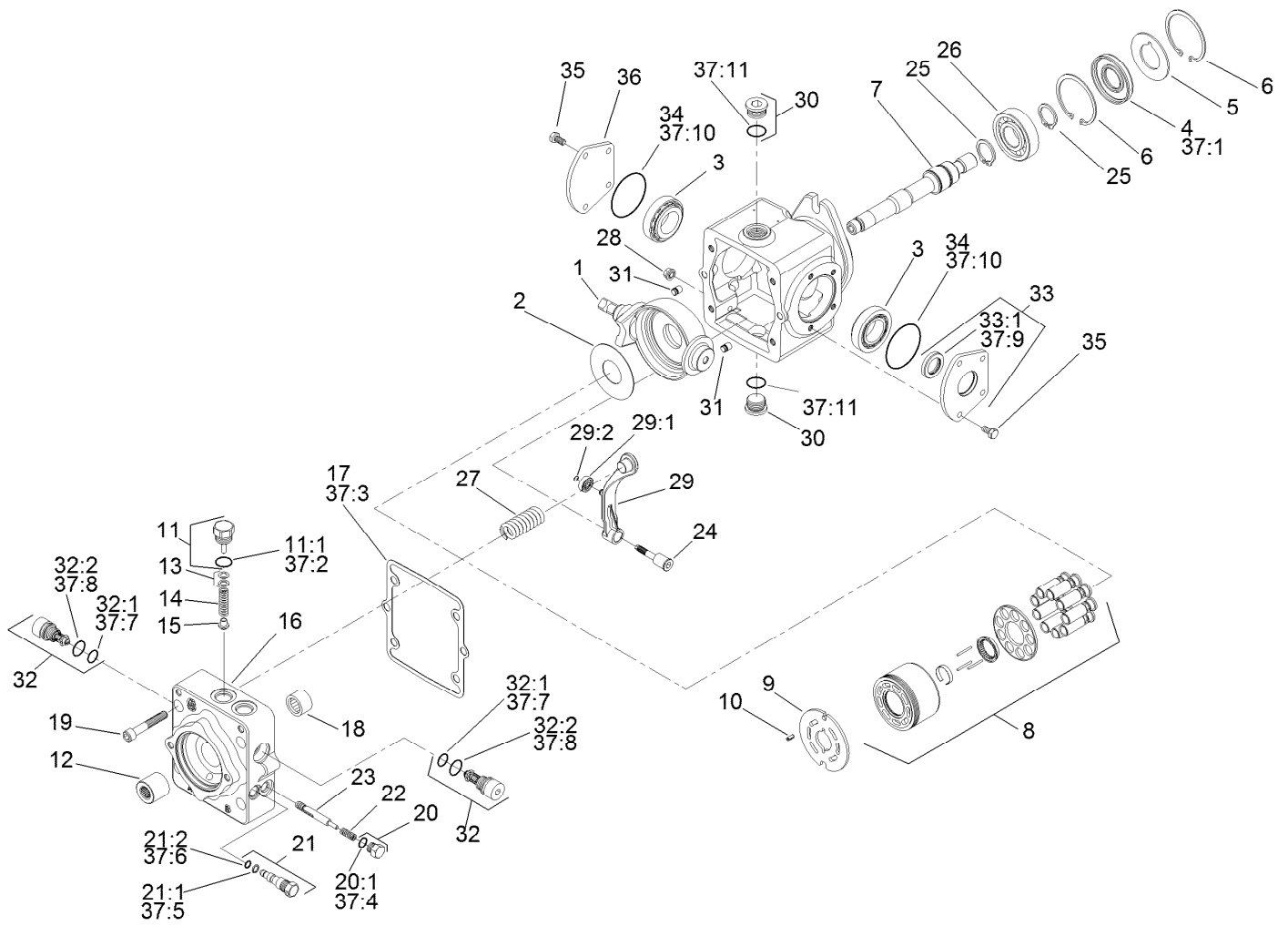
● Not illustrated

■ Not serviced separately



Hydraulic PTO Assembly

Ref.	Part Number	Qty.	Description	Ref.	Part Number	Qty.	Description
1	138-0305	1	Variable Piston Pump ASM	20	144-0521SP	1	Driveshaft ASM
2	139-6257	1	Pulley-3/3V	21	144-0452	6	Screw-Hex Socket
3	139-6258	1	Stubshaft-3/3V	22	140-3091	1	Idler Pivot ASM
4	139-6165	1	Clutch	23	3290-378	2	Tie-Cable
5	139-6259	1	Belt-3/3V	24	131-8591	2	Screw-HSH
6	138-0690	8	Screw-HH	26	140-6179	1	Idler Arm ASM
7	1-803022	2	Screw-Set	26:2	93-4510	2	Bushing-Caster
8	100-6116	2	Screw-HHF	27	32120-84	1	Ring-Snap, External
9	99-5107	2	Nut-Lock	28	140-3102	1	Spring-Torsion
10	94-3645	1	Key	29	140-3101	1	Pulley-Flat
11	139-6238	1	Washer	30	108-3742	1	Screw-HHF
12	1-603610	2	Washer-Spring	31	104-8301	5	Nut-HF, NI
13	109-9761	1	Screw-HH	32	112-3977	1	Bolt-Shoulder
14	3256-23	2	Washer-Plain	33	302-40	1	Fitting-Grease, 90 DEG
15	322-6	2	Screw-HH	34	3234-42	3	Screw-HHF
16	1-807259	1	Key	35	139-6239	1	Washer
17	139-6278	1	Strap-Clutch Stop	38	80-6990	2	Washer-Hardened
18	65-9820	2	Spacer	39	32128-36	2	Nut-HF
19	104-8300	3	Nut-HF, NI	40	144-0532-0P	1	Strip-Steel, Spring

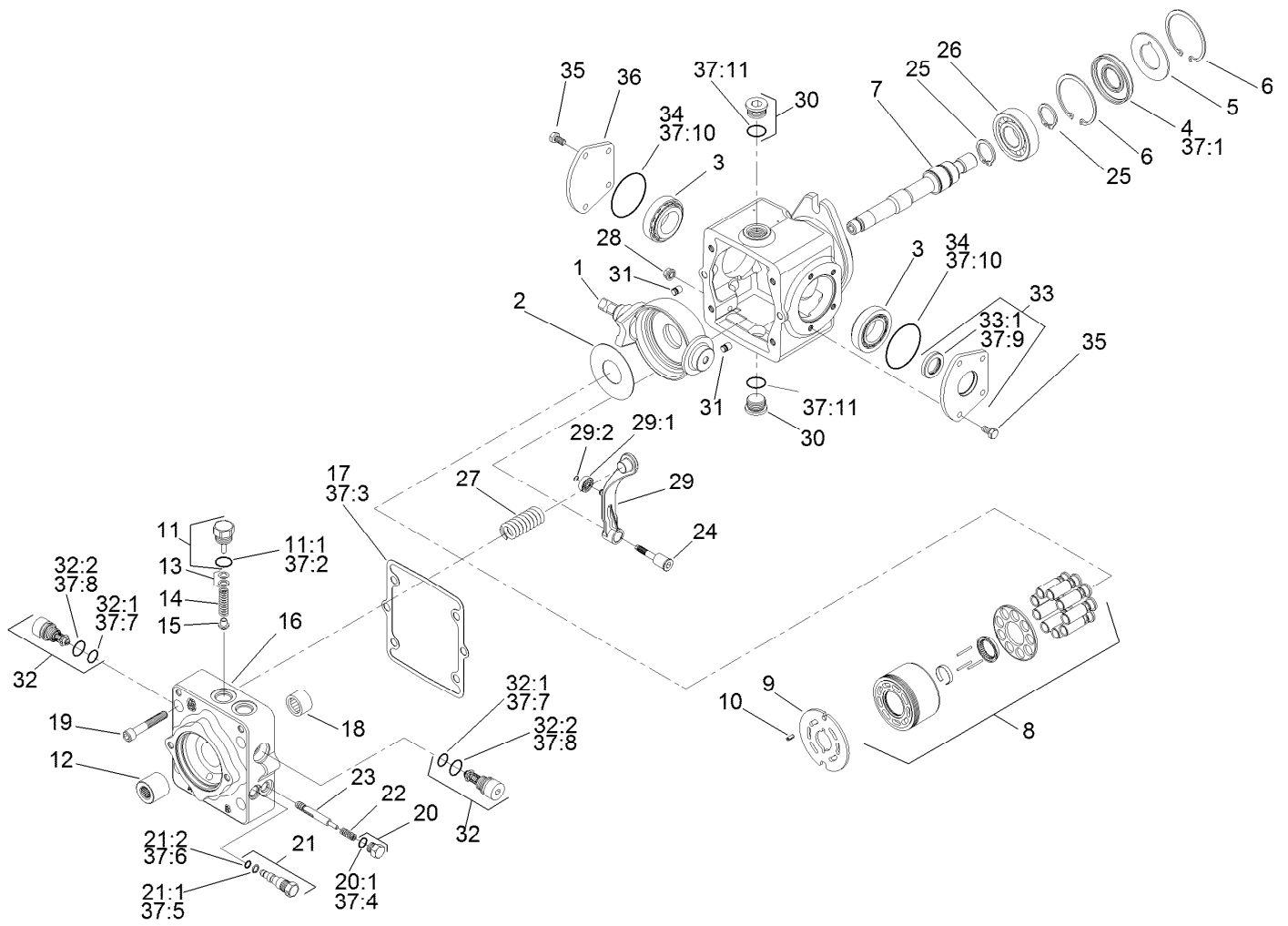


Variable Piston Pump Assembly No. 138-0305

Ref.	Part Number	Qty.	Description	Ref.	Part Number	Qty.	Description
1	140-3111	1	Plate-Swash	18	75-0500	1	Bearing-Needle
2	75-0400	1	Plate-Thrust	19	110-6489	4	Screw
3	110-6483	2	Bearing Kit	20	94-9415	2	Plug ASM
4	110-6471	1	Seal-Lip	20:1		1	O-Ring ■
5	95-4400	1	Washer-Backup	21	107-4364	1	Bypass Valve ASM
6	131-8616	2	Ring-Retaining	21:1	25-2630	1	Ring-Back Up
7	140-3113	1	Shaft	21:2	110-6498	1	O-Ring
8	110-6472	1	Cylinder Block Kit ASM	22	140-3116	2	Spring
9	140-3114	1	Plate-Valve, CW	23	110-6492	1	Spool-Loop, Flush
10	131-3800	1	Pin-Slotted	24	110-6493	1	Pivot-Return, Neutral
11	110-6486	1	Plug-Relief, Charge	25	125-5280	2	Ring-Retaining
11:1	28-3570	1	O-Ring	26	75-0460	1	Bearing-Ball
12	140-3122	1	Coupling	27	140-3117	1	Spring-Neutral Return
13	140-3115	1	Shim Kit	28	110-6496	1	Nut-Seal
14	110-6474	1	Spring	29	110-6497	1	Neutral Return Arm ASM
15	110-6475	1	Poppet	29:1	110-6494	1	Bearing-Cam
16	115-8087	1	Cap-End	29:2	110-3056	1	Ring-Retaining
17	110-6476	1	Gasket-Cap, End	30	69-3130	2	Plug

● Not illustrated

■ Not serviced separately

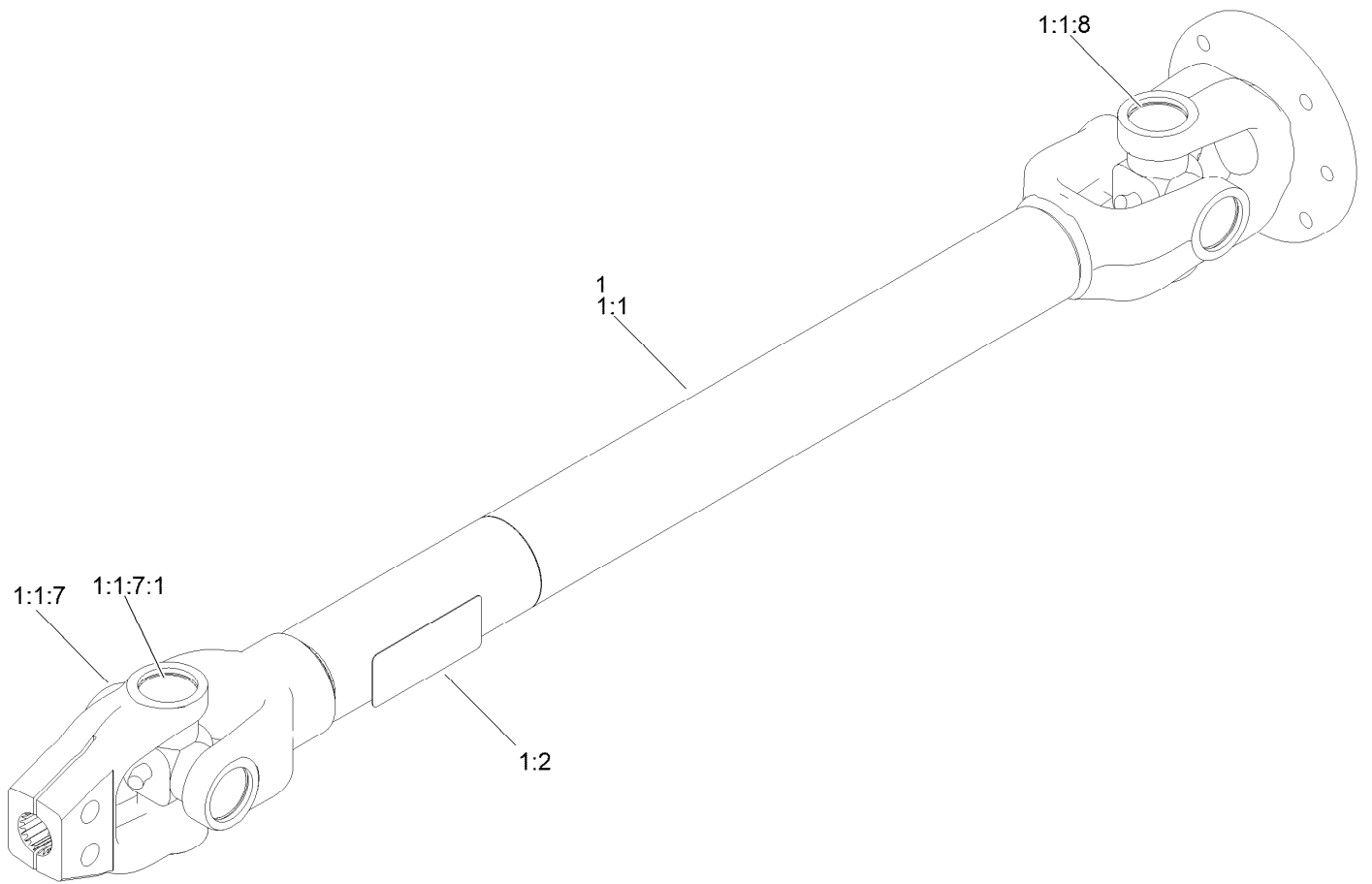


Variable Piston Pump Assembly No. 138-0305 (continued)

Ref.	Part Number	Qty.	Description	Ref.	Part Number	Qty.	Description
31	112-0158	2	Pin	37:2	28-3570	1	O-Ring
32	110-6477	2	Valve-Relief	37:3	110-6476	1	Gasket-Cap, End
32:1	75-0240	1	O-Ring	37:4	131-8631	2	O-Ring
32:2	84-0560	1	O-Ring	37:5	25-2630	1	Ring-Back Up
33	110-6499	1	Trunnion Cover ASM	37:6	110-6498	1	O-Ring
33:1	110-6478	1	Seal-Lip	37:7	75-0240	2	O-Ring
34	84-0430	2	O-Ring	37:8	84-0560	2	O-Ring
35	112-0151	8	Screw	37:9	110-6478	1	Seal-Lip
36	84-0440	1	Cover-Trunnion	37:10	84-0430	2	O-Ring
37	110-6481	1	Seal Kit ●	37:11	131-8614	2	O-Ring
37:1	110-6471	1	Seal-Lip				

● Not illustrated

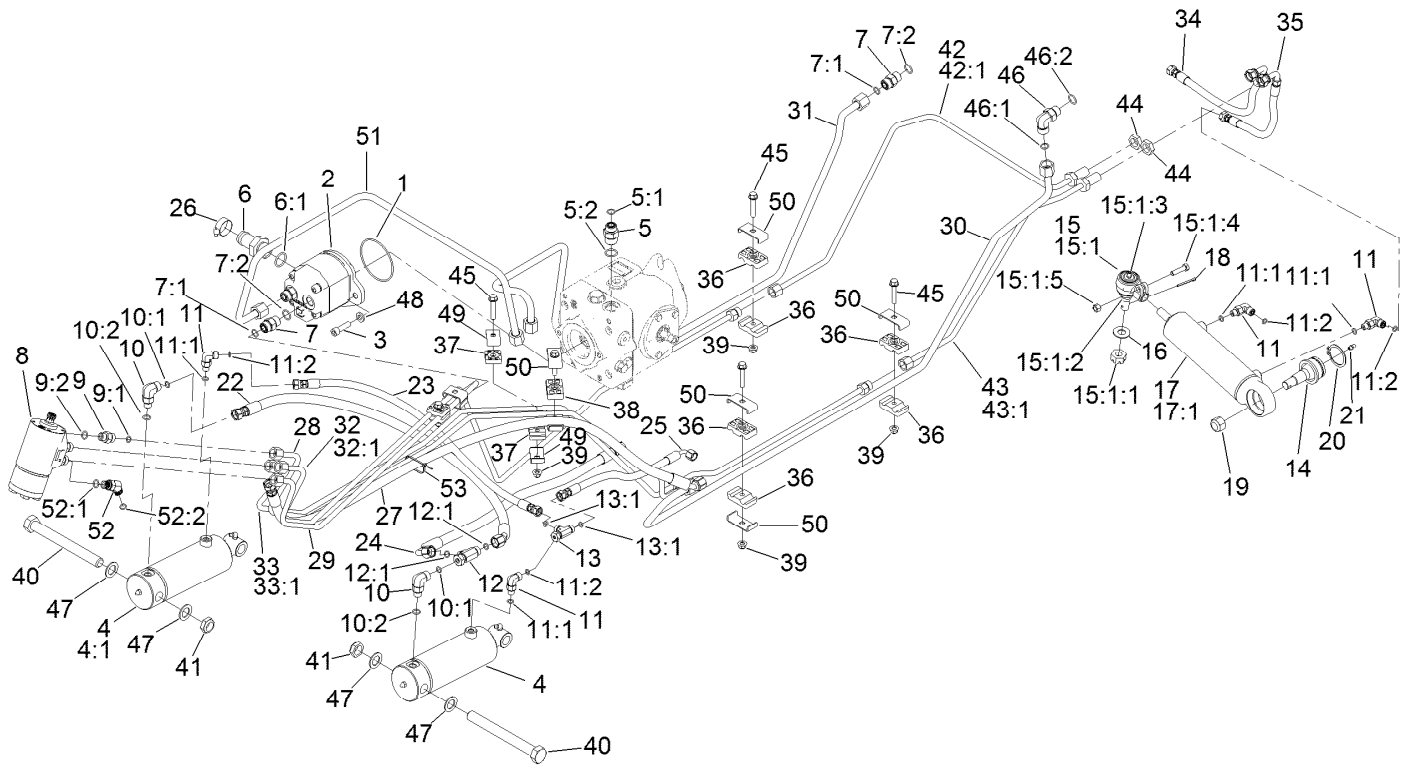
■ Not serviced separately



Driveshaft Assembly No. 144-0521SP

Ref.	Part Number	Qty.	Description
1		1	Driveshaft ASM ●
1:1		1	Shaft-Drive, Jdl ●
1:1:7		1	Yoke-Splined W/Cross Joint ●
1:1:7:1	144-0550	1	Bearing-Cross Joint
1:1:8	144-0550	1	Bearing-Cross Joint
1:2	139-6304	1	Decal-Danger, Entanglement

● Not serviced separately

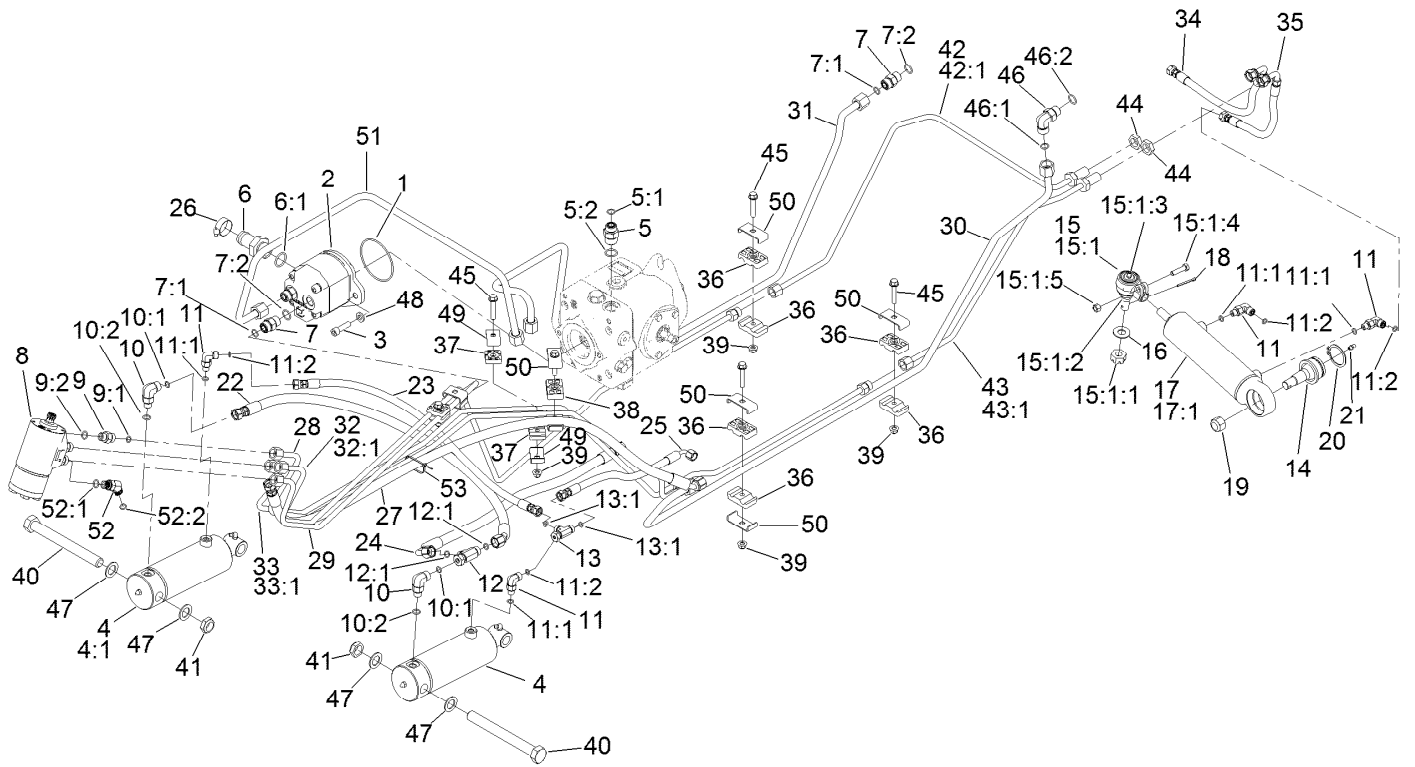


Hydraulic Assembly

Ref.	Part Number	Qty.	Description	Ref.	Part Number	Qty.	Description
1	237-161	1	O-Ring	10:1	237-22	1	O-Ring
2	138-0321	1	Pump-Gear	10:2	237-42	1	O-Ring
3	3274-1	2	Screw-HSH	11	340-132	4	Fitting-Elbow, 90 DEG
4	139-0854	2	Cylinder-Hydraulic	11:1	237-78	1	O-Ring
4:1	140-3110	1	Kit-Seal ●	11:2	237-21	1	O-Ring
5	340-6	1	Fitting-Straight	12	340-115	1	Fitting-Tee
5:1	237-30	1	O-Ring	12:1	237-22	2	O-Ring
5:2	237-80	1	O-Ring	13	340-151	1	Fitting-Tee
6	99-3017	1	Fitting	13:1	237-21	2	O-Ring
6:1	237-81	1	O-Ring	14	106-6774	1	Joint-Ball
7	340-4	3	Fitting-Straight	15	106-6895-03	1	Ball Joint ASM
7:1	237-30	1	O-Ring	15:1		1	Joint-Ball ■
7:2	237-79	1	O-Ring	15:1:1	32136-13	1	Nut-SHH
8	114-8119	1	Steering Valve ASM	15:1:2	106-6896	1	Seal
9	340-2	4	Fitting-Straight	15:1:3	302-5	1	Fitting-Grease
9:1	237-22	1	O-Ring	15:1:4	3210-7	1	Screw-HH
9:2	237-42	1	O-Ring	15:1:5	32152-5	1	Nut-Hex
10	340-77	2	Fitting-Elbow, 90 DEG	16	69-8980	1	Washer

● Not illustrated

■ Not serviced separately

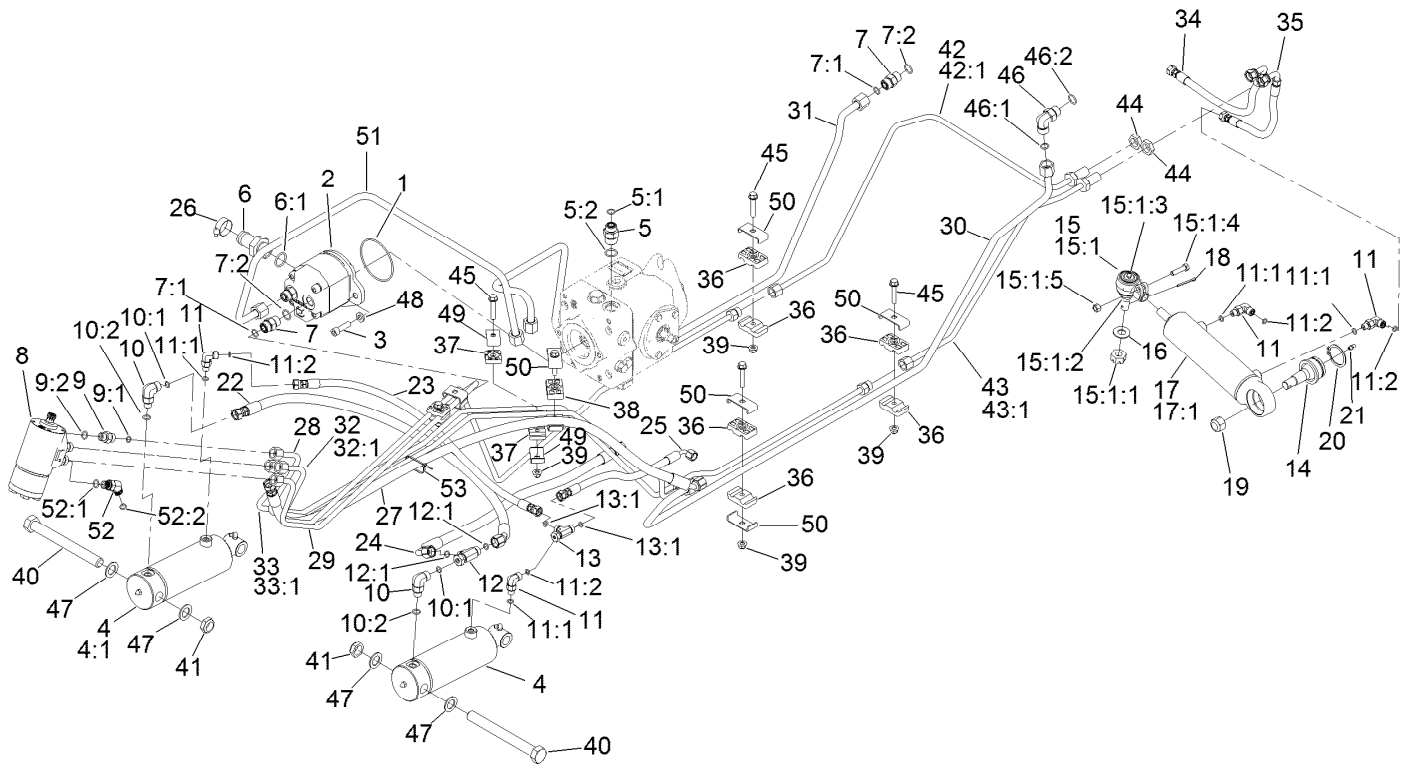


Hydraulic Assembly (continued)

Ref.	Part Number	Qty.	Description	Ref.	Part Number	Qty.	Description
17	139-6277	1	Steering Cylinder	33	138-0336	1	Hydraulic Tube ASM
17:1	140-3120	1	Kit-Seal ●	33:1	237-22	1	O-Ring
18	3272-12	1	Pin-Cotter	34	115-0383	1	Hose ASM
19	3220-6	2	Nut-Jam	35	137-2584	1	Hose ASM
20	32151-104	1	Ring-Retaining, External	36	56-7972	8	Clamp-Tube
21	302-5	1	Fitting-Grease	37	56-7973	4	Clamp-Tube
22	137-5844	1	Hose ASM	38	56-7970	2	Clamp-Tube
23	137-5845	1	Hose ASM	39	104-8300	7	Nut-HF, NI
24	137-5846	1	Hose ASM	40	328-23	2	Screw-HH
25	137-5847	1	Hose ASM	41	HDW02059	2	Nut-Hex
26	2412-34	1	Clamp-Hose	42	138-0343	1	Hydraulic Tube ASM
27	140-3097	1	Hose ASM	42:1	237-22	1	O-Ring
28	138-0331	1	Hydraulic Tube ASM	43	138-0344	1	Hydraulic Tube ASM
29	138-0332	1	Hydraulic Tube ASM	43:1	237-22	1	O-Ring
30	138-7448	1	Hydraulic Tube ASM	44	340-70	2	Nut-Lock
31	138-7447	1	Hydraulic Tube ASM	45	3230-5	7	Bolt-CARR
32	138-0333	1	Hydraulic Tube ASM	46	340-98	1	Fitting-Elbow, 90 DEG
32:1	237-22	1	O-Ring	46:1	237-79	1	O-Ring

● Not illustrated

■ Not serviced separately

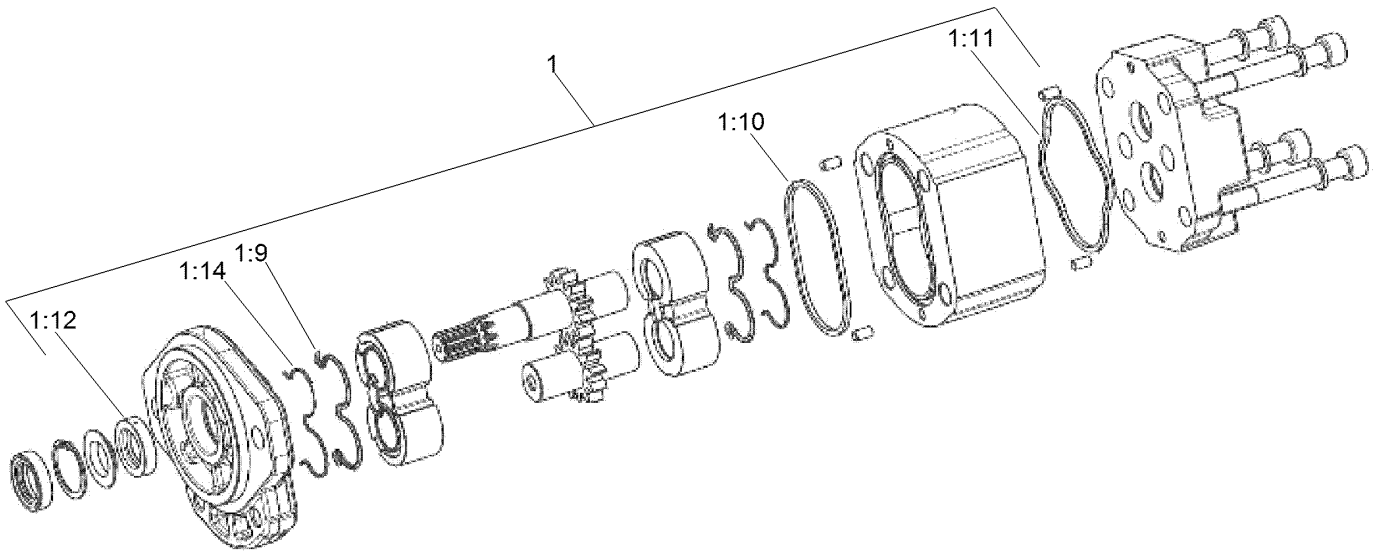


Hydraulic Assembly (continued)

Ref.	Part Number	Qty.	Description	Ref.	Part Number	Qty.	Description
46:2	237-30	1	O-Ring	51	138-0342	1	Hydraulic Tube ASM
47	126-7888	4	Washer-Nylon	52	340-87	1	Fitting-Elbow, 45 DEG
48	139-6293	2	Washer	52:1	237-22	1	O-Ring
49	119-1418	4	Plate-Clamp, Short	52:2	237-42	1	O-Ring
50	119-1419	8	Plate-Clamp	53	3290-378	2	Tie-Cable

● Not illustrated

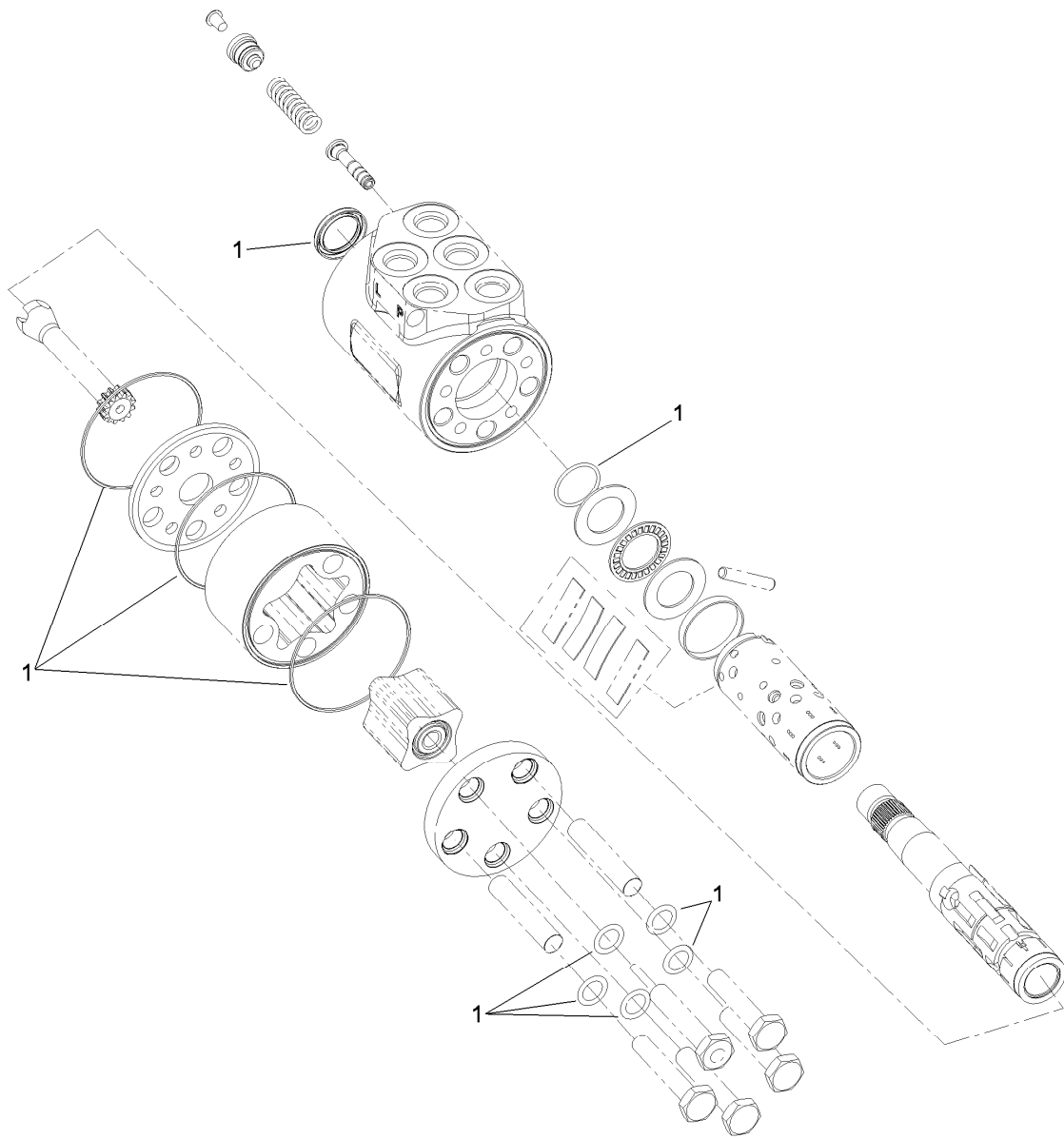
■ Not serviced separately



Gear Pump Assembly No. 138-0321

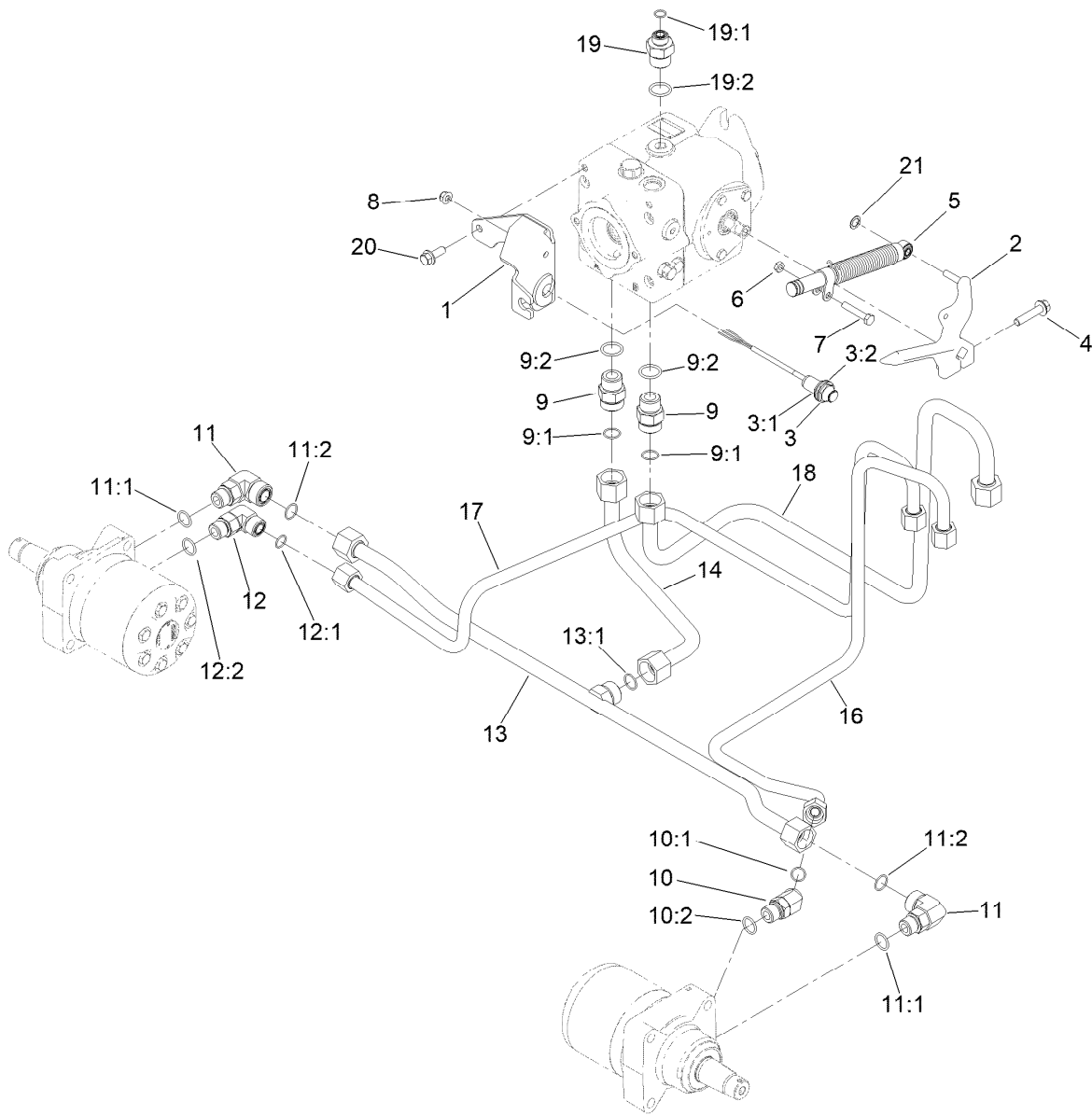
<i>Ref.</i>	<i>Part Number</i>	<i>Qty.</i>	<i>Description</i>
1	139-6299	1	Kit-Seal
1:9		1	Seal ●
1:10		1	Seal-Standard ●
1:11		1	Seal-Square ●
1:12		1	Seal-Shaft ●
1:14		1	Anti Extrusion ●

● Not serviced separately



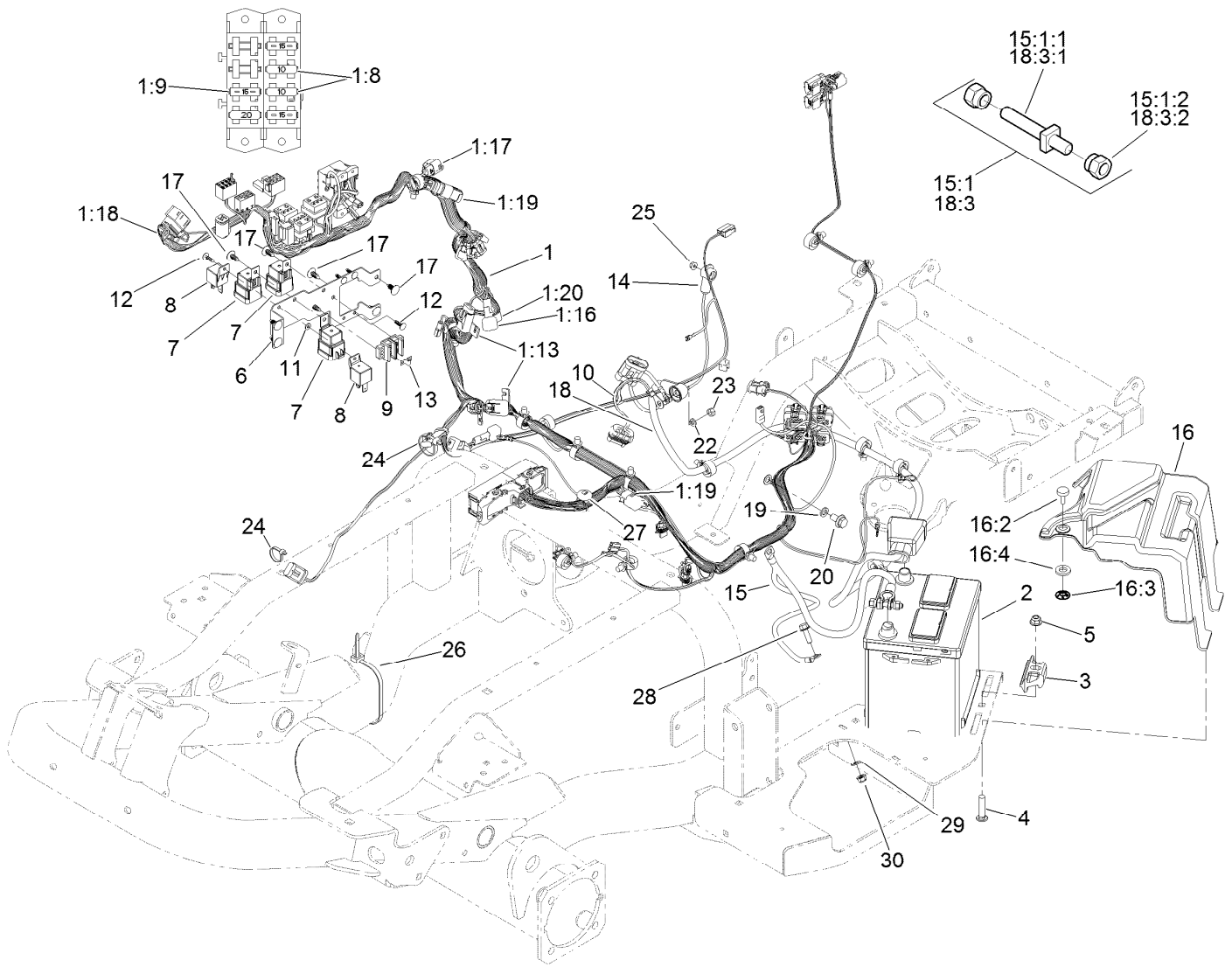
Steering Valve Assembly No. 114-8119

<i>Ref.</i>	<i>Part Number</i>	<i>Qty.</i>	<i>Description</i>
1	106-6716	1	Seal Kit



Traction Hydraulic Assembly

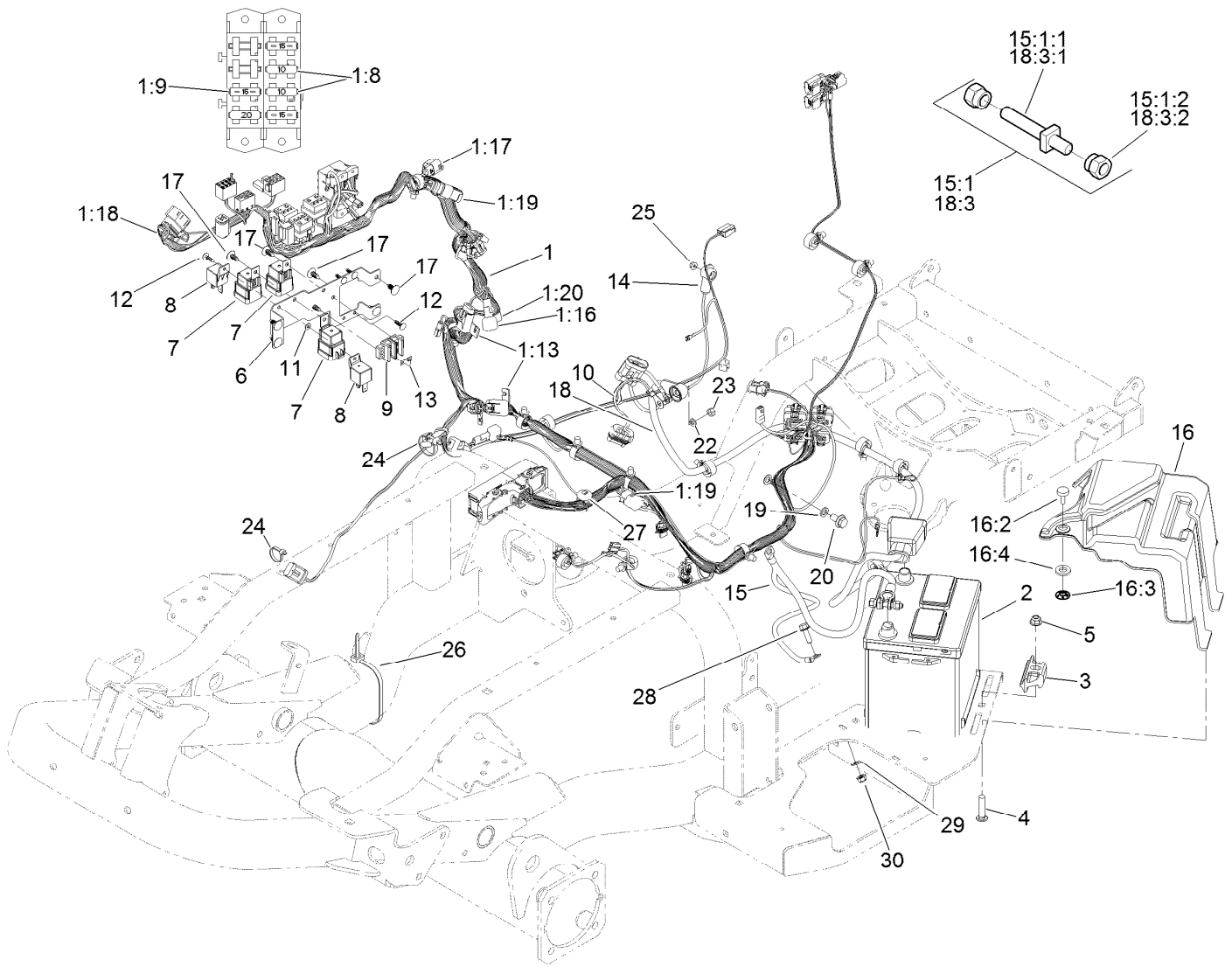
Ref.	Part Number	Qty.	Description	Ref.	Part Number	Qty.	Description
1	139-6195-0P	1	Bracket-Cable Support [primed]	11:1	237-80	1	O-Ring
2	138-6378	1	Lever-Pump	11:2	237-58	1	O-Ring
3	115-5300	1	Proximity Switch ASM	12	340-17	1	Fitting-Elbow, 90 DEG
3:1	117-3207	2	Nut-Hex	12:1	237-65	1	O-Ring
3:2	117-3208	2	Washer-Lock, Internal Tooth	12:2	237-80	1	O-Ring
4	3234-19	1	Screw-HHF	13	138-0340	1	Hydraulic Tube ASM
5	140-6248	1	Damper	13:1	237-58	1	O-Ring
6	3218-2	1	Nut-Hex Jam	14	138-0341	1	Hydraulic Tube ASM
7	322-10	1	Screw-HH	16	138-0345	1	Hydraulic Tube ASM
8	104-8300	1	Nut-HF, NI	17	138-0346	1	Hydraulic Tube ASM
9	340-9	2	Fitting-STR	18	138-0339	1	Hydraulic Tube ASM
9:1	237-58	1	O-Ring	19	100-4240	1	Fitting-STR
9:2	237-81	1	O-Ring	19:1	237-30	1	O-Ring
10	340-14	1	Fitting-HYD, 45 DEG	19:2	237-81	1	O-Ring
10:1	237-65	1	O-Ring	20	3234-42	2	Screw-HHF
10:2	237-80	1	O-Ring	21	32151-72	1	Ring-Retaining
11	340-16	2	Fitting-HYD, 90 DEG				



Electrical Assembly

Ref.	Part Number	Qty.	Description	Ref.	Part Number	Qty.	Description
1	122-1656	1	Harness-Wire, Main Gm33X0	9	42862	1	Block-Terminal, Ground
1:8	218-578	4	Fuse-Blade, 10 Amp	10	99-3441	1	Harness-Wire, Fusible Link
1:9	109355	3	Fuse-Blade, 15 Amp	11	3256-21	1	Washer-Flat
1:13	32180-019	2	Cover-Fuse, Single	12	125-8067	1	Plug-Plastic
1:16	108-9493	1	Diode-Tvs	13	42863	1	Strip-Jumper
1:17	32180-089	1	Cap-Plug, 3 Way	14	100-5552	1	Harness-Wire
1:18	32180-043	1	Resistor-120 Ohm	15	122-1276	1	Negative Battery Cable ASM
1:19	32180-156	2	Cap-Plug, 6 Way	15:1	112-9921	1	Bolt ASM ●
1:20	104-4022	1	Resistor-75 Ohm	15:1:1	32180-107	1	Bolt-Clamp, Battery ●
2	106-5187	1	Battery, 525 CCA W/O Electrolyte	15:1:2	32180-108	2	Nut-Clamp, Battery ●
3	138-6335	1	Retainer-Battery	16	140-9010	1	Battery Cover ASM
4	3231-29	1	Screw-CARR	16:2	140-9033	1	Knob-Stud
5	104-8301	1	Nut-HF, NI	16:3	32115-15	1	Nut-Push
6	138-7467-0P	1	Bracket-Electrical	16:4	3256-22	1	Washer-Flat
7	99-7430	3	Relay-Mini	17	117-2382	10	Plug-Plastic
8	99-7435	2	Relay	18	122-1275	1	Positive Battery Cable ASM
				18:3	112-9921	1	Bolt ASM ●

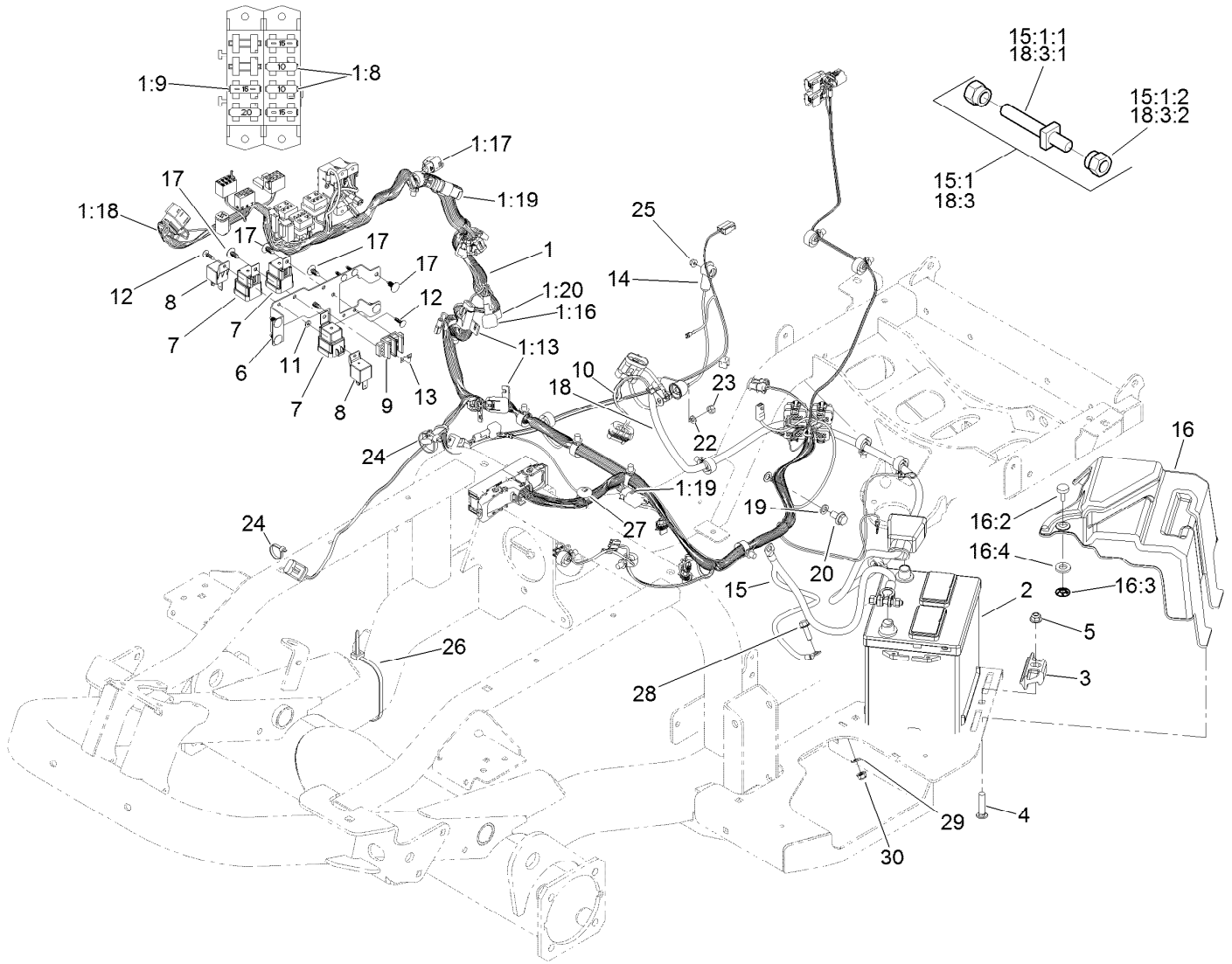
● Not illustrated



Electrical Assembly (continued)

<i>Ref.</i>	<i>Part Number</i>	<i>Qty.</i>	<i>Description</i>	<i>Ref.</i>	<i>Part Number</i>	<i>Qty.</i>	<i>Description</i>
18:3:1	32180-107	1	Bolt-Clamp, Battery ●	25	33003-00	1	Nut-HF
18:3:2	32180-108	2	Nut-Clamp, Battery ●	26	3290-379	1	Tie-Cable
19	33095-00	1	Washer-Flat	27	32180-149	1	Tie-Button Head
20	33115-020	1	Screw-HH	28	3234-29	1	Screw-HHF
22	3253-4	1	Washer-Lock	29	120-9683	1	Washer-Plain
23	33014-00	1	Nut-Hex	30	104-8300	1	Nut-HF, NI
24	3290-378	2	Tie-Cable				

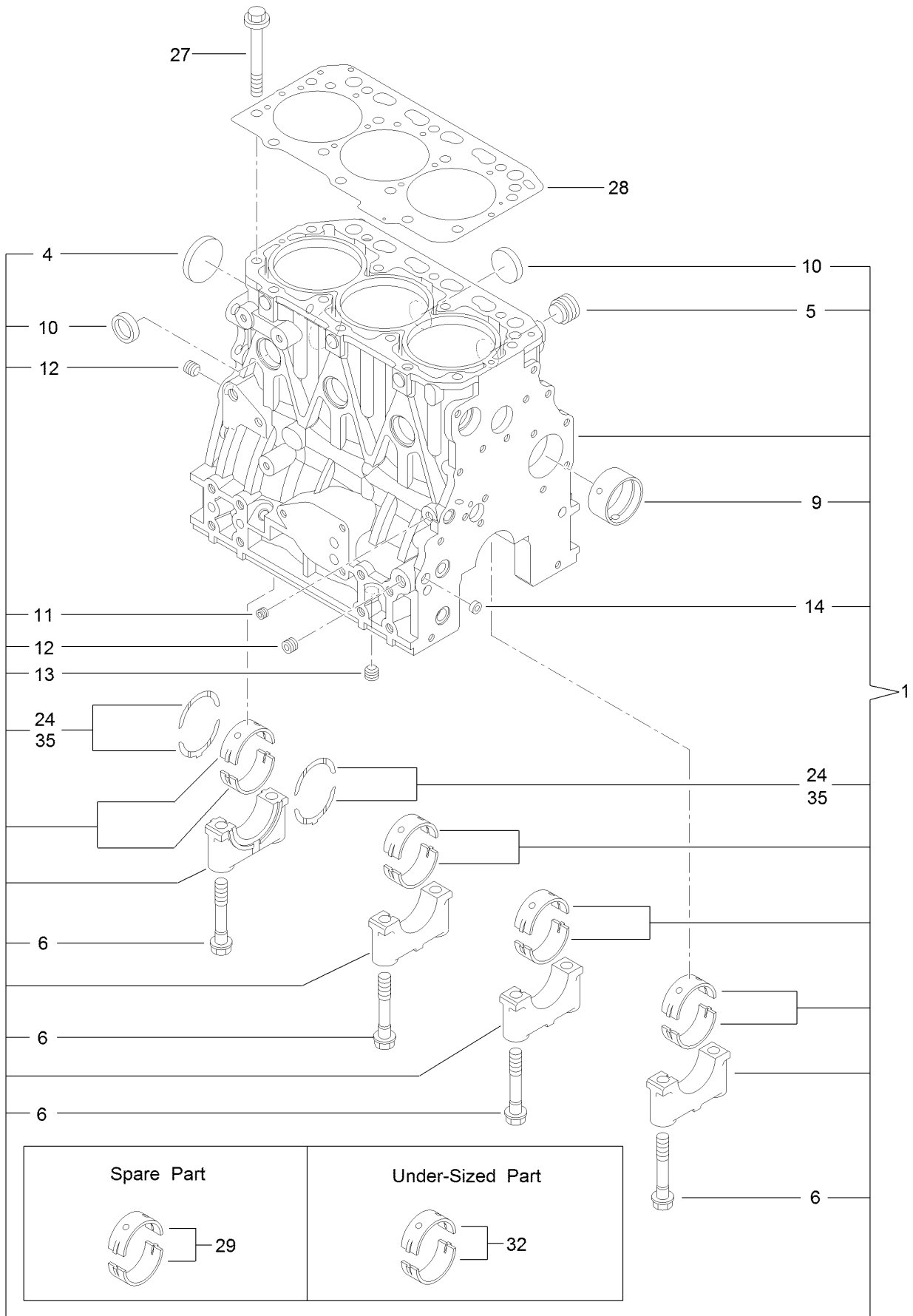
● Not illustrated



Electrical Assembly (continued)

● Not illustrated

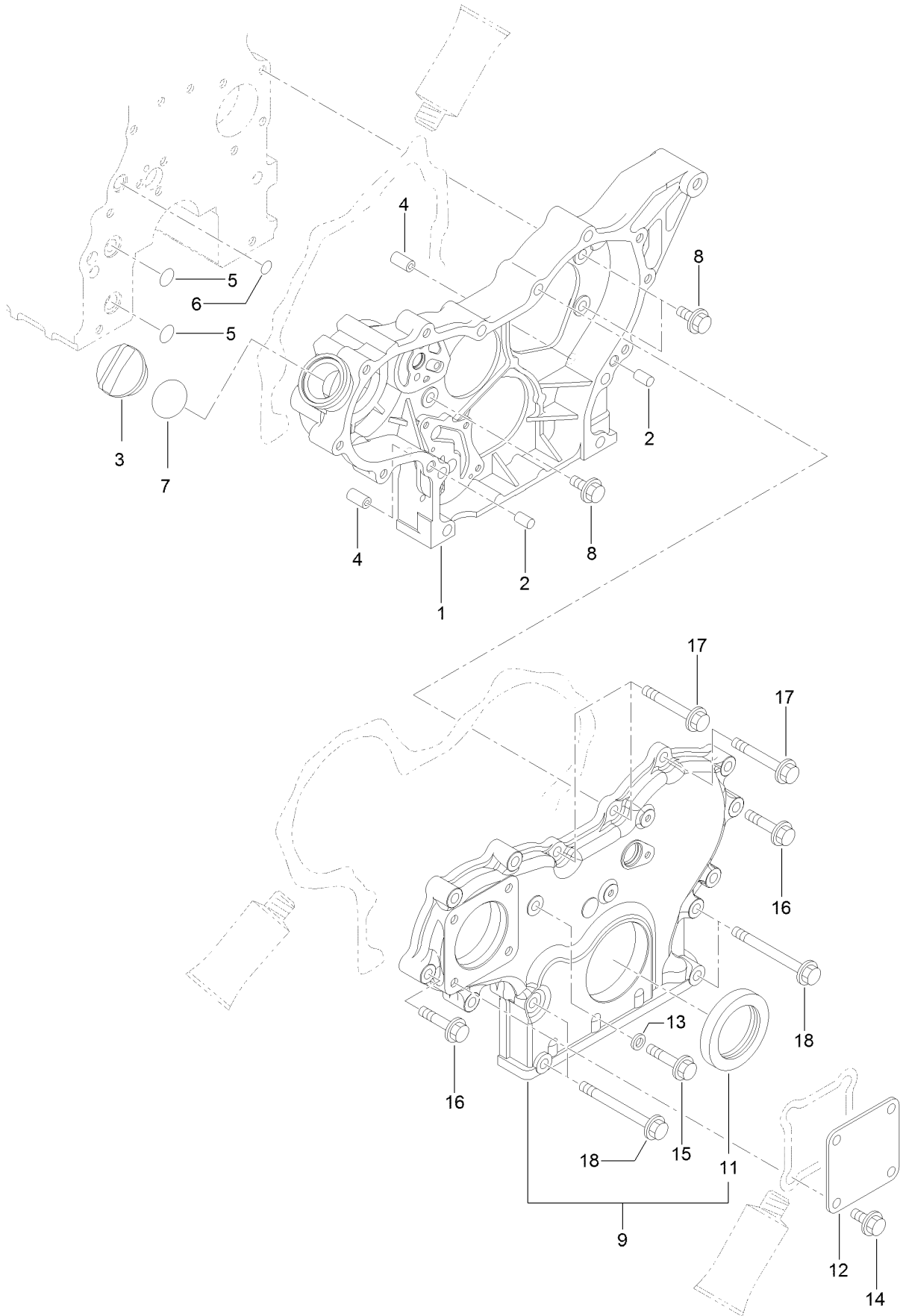
Cylinder Block Assembly



Cylinder Block Assembly (continued)

<i>Ref.</i>	<i>Part Number</i>	<i>Qty.</i>	<i>Description</i>	<i>Ref.</i>	<i>Part Number</i>	<i>Qty.</i>	<i>Description</i>
1	127-4717	1	Cylinder Block ASM	13	125-6973	1	Plug
4	125-6980	1	Plug	14	125-7237	1	Plug
5	125-7170	1	Plug	24	125-7010	2	Metal-Thrust
6	125-7007	8	Bolt	27	125-7006	14	Bolt
9	125-7108	1	Bushing	28	127-4716	1	Head Gasket ASM
10	140-7182	6	Plug 30	29	125-6981	4	Metal-Main
11	125-6969	1	Plug	32	125-7009	4	Metal-Main (0.25)
12	125-6973	2	Plug	35	125-7011	1	Metal-Thrust (0.25)

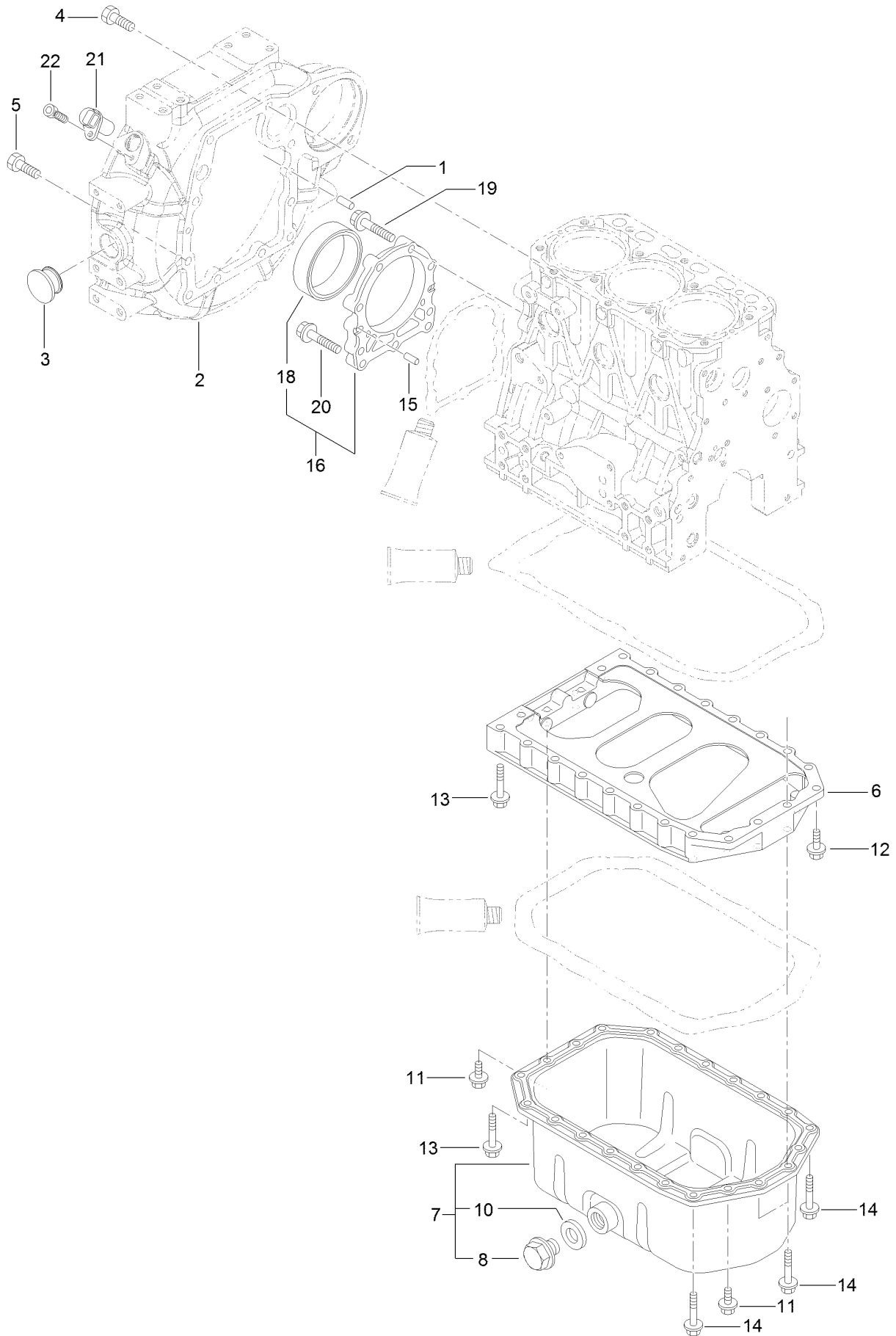
Gear Housing Assembly



Gear Housing Assembly (continued)

<i>Ref.</i>	<i>Part Number</i>	<i>Qty.</i>	<i>Description</i>	<i>Ref.</i>	<i>Part Number</i>	<i>Qty.</i>	<i>Description</i>
1	127-3023	1	Case-Gear	11	125-6944	1	Seal-Oil
2	125-6995	2	Pin	12	125-6977	1	Cover
3	125-6972	1	Cover-Filler	13	125-7174	1	Washer-Seal
4	125-7107	2	Pipe	14	125-7214	4	Bolt
5	125-6909	2	O-Ring	15	125-7217	1	Bolt
6	127-2973	1	O-Ring	16	125-7218	7	Bolt
7	125-7197	1	O-Ring	17	125-7222	3	Bolt
8	125-7214	3	Bolt	18	125-7224	4	Bolt
9	127-3024	1	Gearcase Cover ASM				

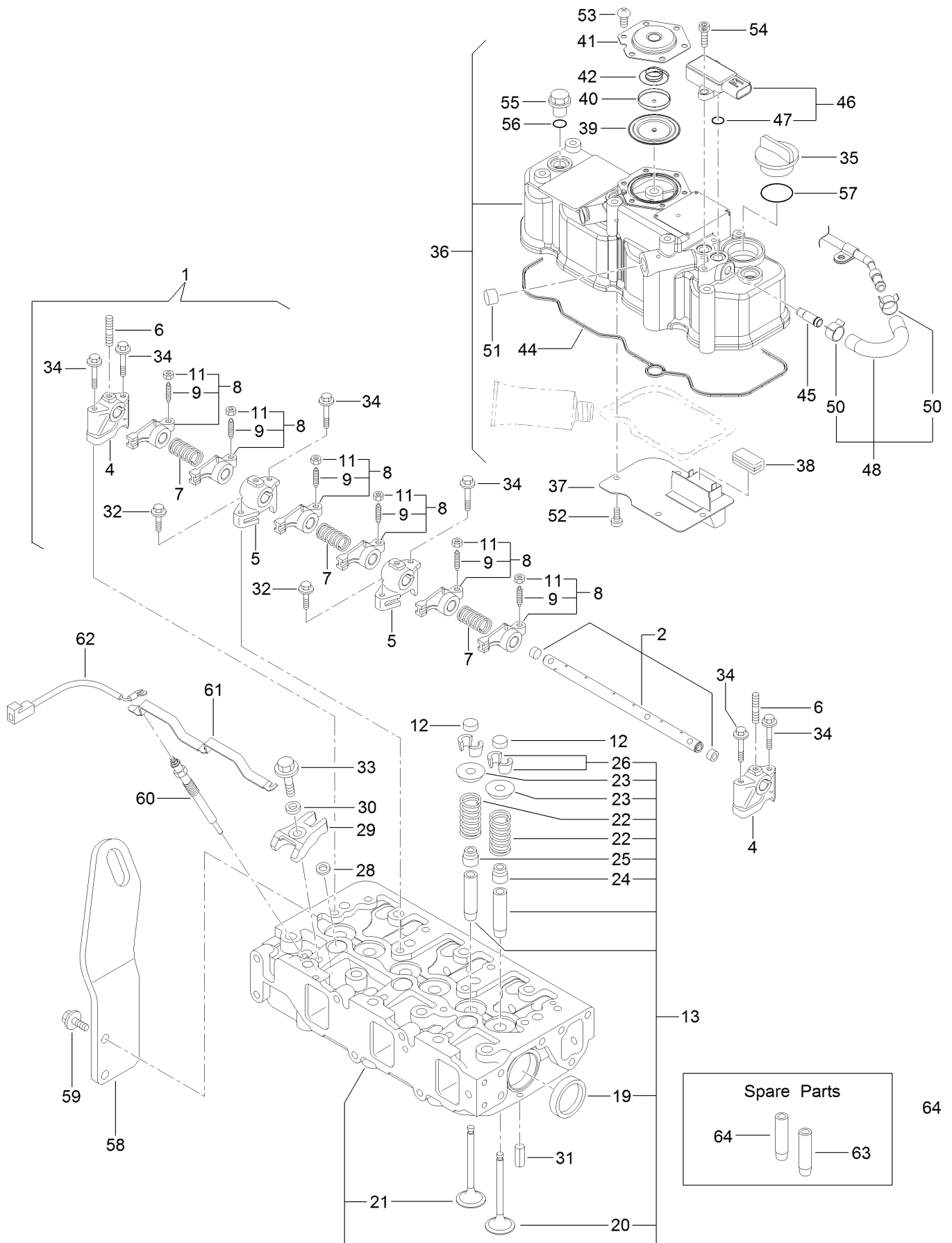
Flywheel Housing and Oil Sump Assembly



Flywheel Housing and Oil Sump Assembly (continued)

<i>Ref.</i>	<i>Part Number</i>	<i>Qty.</i>	<i>Description</i>	<i>Ref.</i>	<i>Part Number</i>	<i>Qty.</i>	<i>Description</i>
1	125-6995	2	Pin	12	125-7215	2	Bolt
2	127-3025	1	Housing-Flywheel	13	125-7219	16	Bolt
3	125-6910	1	Cap	14	125-7220	4	Bolt
4	125-7226	6	Bolt	15	125-6995	2	Pin
5	125-7227	4	Bolt	16	140-7173	1	Oil Seal Case ASM
6	127-3756	1	Spacer	18	140-7174	1	Seal-Oil
7	135-4010	1	Oil Pan ASM	19	125-7045	6	Bolt
8	125-6912	1	Plug-Drain	20	125-7217	3	Bolt
10	125-7177	1	Washer-Seal	21	127-3062	1	Sensor-Rev, Flywheel
11	125-7214	4	Bolt	22	127-3184	1	Bolt

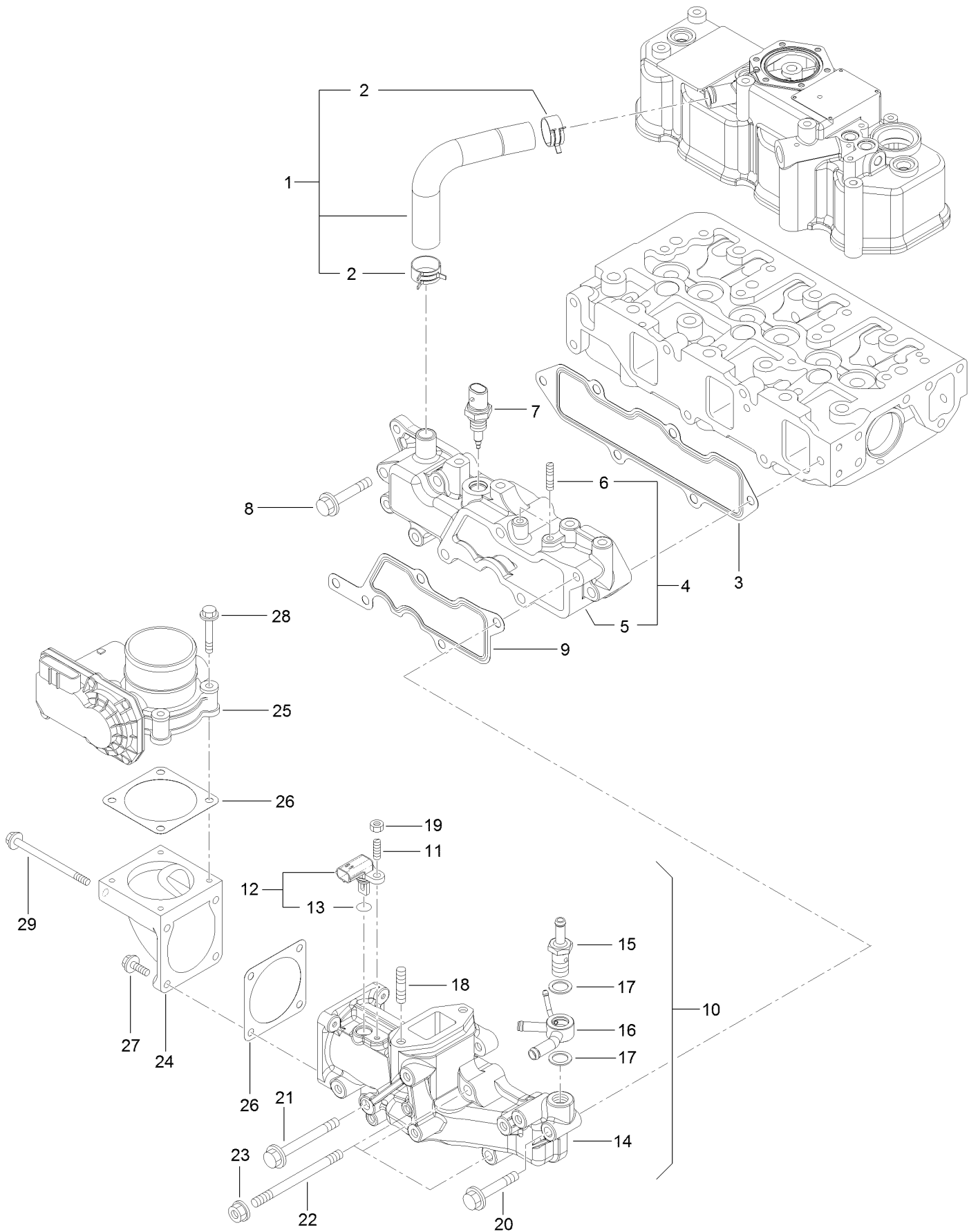
Cylinder Head and Cover Assembly



Cylinder Head and Cover Assembly (continued)

<i>Ref.</i>	<i>Part Number</i>	<i>Qty.</i>	<i>Description</i>	<i>Ref.</i>	<i>Part Number</i>	<i>Qty.</i>	<i>Description</i>
1	127-3757	1	Shaft ASM	37	127-2988	1	Plate
2	127-3758	1	Shaft	38	125-7012	1	Baffle
4	127-2974	2	Support	39	125-6959	1	Diaphragm
5	127-2975	2	Support	40	125-6960	1	Plate
6	135-4012	3	Bolt,Stud	41	125-6961	1	Plate-Breather
7	127-2995	3	Spring	42	125-6962	1	Spring-Diaphragm
8	127-2989	6	Arm-Rocker	44	127-3762	1	Gasket-Cover, Cylinder Head
9	125-7013	6	Screw-Adjust, Valve				
11	125-7014	6	Nut	45	127-3026	1	Joint
12	127-2996	6	Cap-Valve	46	127-3029	1	Sensor-Pressure
13	139-6014	1	Cylinder Head ASM	47	127-3032	2	O Ring-Sensor, Pressure
19	125-7240	2	Plug	48	127-3040	1	Hose ASM
20	127-2990	3	Valve	50	127-3041	2	Clip-Hose
21	127-4710	3	Valve	51	125-6913	1	Plug
22	127-3012	6	Spring	52	125-7186	4	Screw
23	127-3013	6	Retainer-Spring	53	125-7186	6	Screw
24	127-2986	3	Seal-Stem, Valve	54	127-3184	2	Bolt
25	127-3027	3	Seal-Stem, Valve	55	125-6974	3	Knob
26	127-3186	6	Pin-Cotter	56	138-7829	3	O-Ring
28	127-3021	3	Gasket-Injector	57	125-7197	1	O-Ring
29	127-3028	3	Retainer-Injector	58	127-4718	1	Lifter-Engine
30	127-2980	3	Washer-Injector	59	125-7595	2	Bolt
31	125-7184	2	Pin-Spring	60	127-2991	3	Plug-Glow
32	125-7215	2	Bolt	61	127-3768	1	Connector-Plug, Glow
33	125-7217	3	Bolt	62	131-2704	1	Harness-Wire
34	125-7220	6	Bolt	63	127-2979	3	Guide
35	125-6972	1	Cover-Filler	64	127-2997	3	Guide-Valve
36	127-4719	1	Cylinder Head Cover ASM				

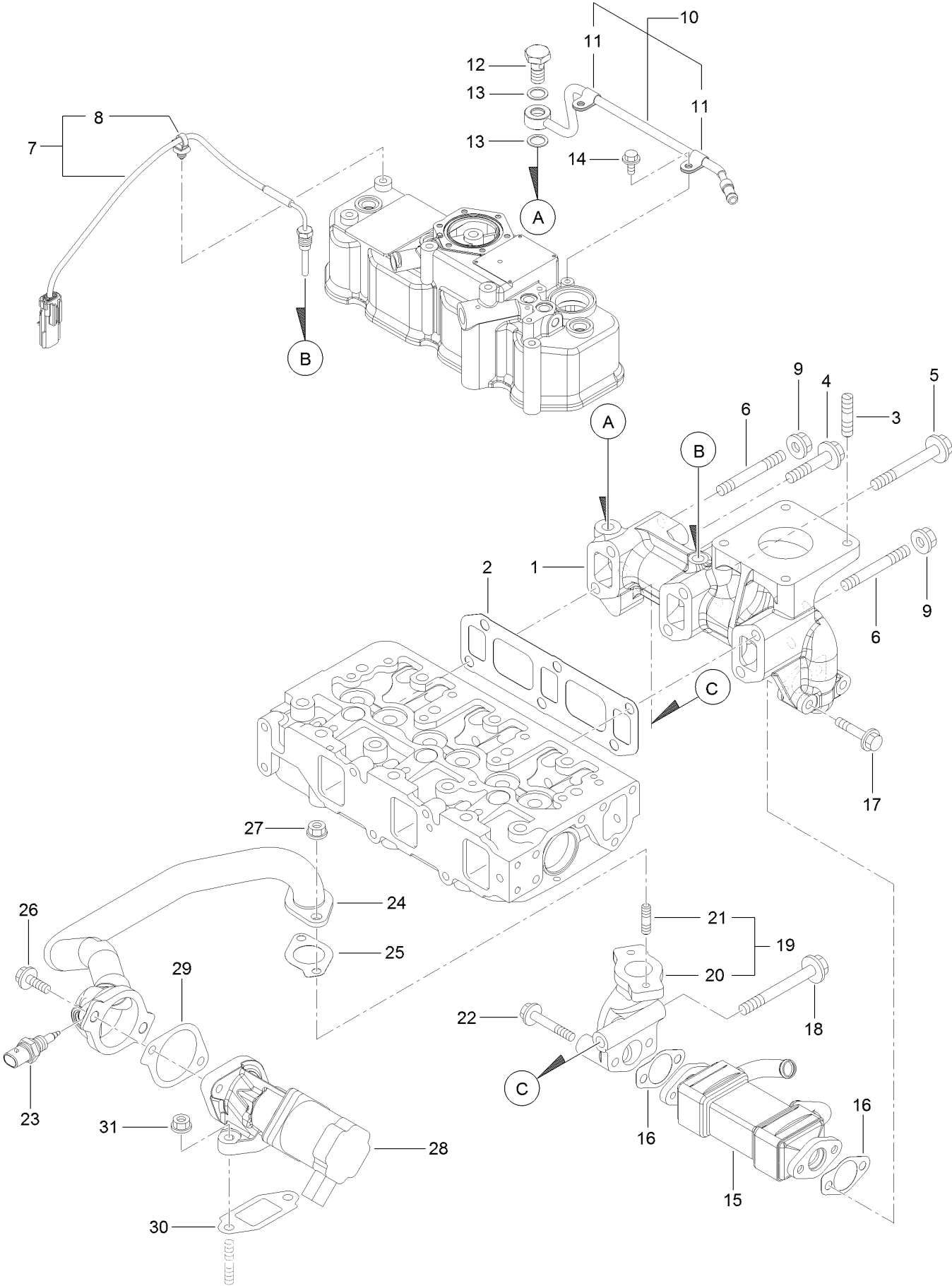
Suction Manifold Assembly



Suction Manifold Assembly (continued)

<i>Ref.</i>	<i>Part Number</i>	<i>Qty.</i>	<i>Description</i>	<i>Ref.</i>	<i>Part Number</i>	<i>Qty.</i>	<i>Description</i>
1	127-4704	1	Pipe	16	127-3081	1	Joint-Hose
2	125-7040	2	Clip-Hose	17	127-3166	2	Washer-Seal
3	127-3769	1	Gasket-Manifold, Intake	18	127-3181	2	Stud
4	127-4722	1	Intake Manifold ASM	19	127-4775	1	Nut
5	127-4721	1	Manifold-Intake	20	125-7220	1	Bolt
6	127-3180	2	Stud	21	127-3178	1	Bolt
7	137-5167	1	Sensor-Temperature, Air	22	127-3182	3	Stud
8	125-7220	3	Bolt	23	125-7229	3	Nut
9	127-3034	1	Gasket-Collector	24	127-3035	1	Bend-Inlet
10	127-4725	1	Intake Collector ASM	25	127-3036	1	Body-Throttle
11	127-4701	1	Stud	26	127-3037	2	Gasket-Throttle
12	127-3030	1	Sensor-Temp, Air	27	125-7209	2	Bolt
13	127-3033	1	O-Ring	28	125-7211	4	Bolt
14	127-4724	1	Collector-Intake	29	127-3177	2	Bolt
15	127-3080	1	Joint-Hose				

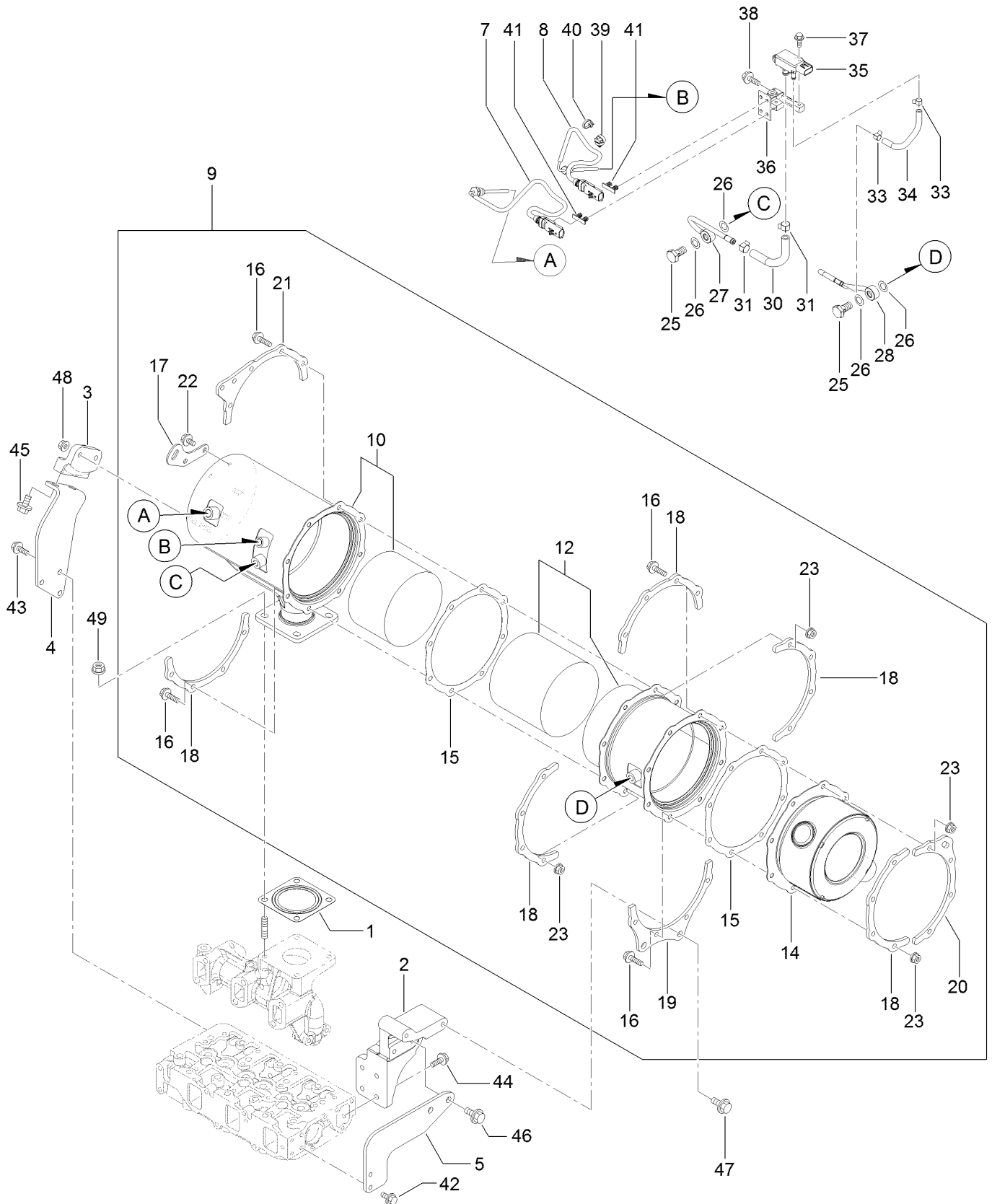
Exhaust Manifold Assembly



Exhaust Manifold Assembly (continued)

<i>Ref.</i>	<i>Part Number</i>	<i>Qty.</i>	<i>Description</i>	<i>Ref.</i>	<i>Part Number</i>	<i>Qty.</i>	<i>Description</i>
1	127-4726	1	Manifold-Exhaust	17	133-6715	2	Bolt
2	127-3775	1	Gasket-Manifold, Exhaust	18	127-3022	1	Bolt-Flange
3	127-2984	4	Stud	19	127-3048	1	E G R Pipe ASM
4	135-4013	1	Bolt	20	127-3049	1	Pipe-Out, E G R
5	135-4014	3	Bolt	21	125-7043	2	Stud
6	127-4756	2	Stud	22	125-7220	2	Bolt
7	127-4729	1	Sensor-Temp, Exhaust	23	137-5168	1	Sensor-Gas Temp, E G R
8	127-3087	1	Band-Clip	24	127-3780	1	E G R Pipe ASM
9	125-7230	2	Nut	25	127-3016	1	Gasket
10	127-3038	1	Exhaust Pipe ASM	26	125-7215	2	Bolt
11	127-3173	2	Clamp	27	125-7229	2	Nut
12	127-3039	1	Bolt-Joint, Pipe	28	127-3781	1	Valve-E G R
13	127-3174	2	Gasket	29	127-3050	1	Gasket-Intake Valve, E G R
14	125-7206	2	Bolt	30	127-3051	1	Gasket-Out Valve, E G R
15	127-3042	1	Cooler-E G R	31	125-7229	2	Nut
16	127-3043	2	Gasket-Cooler, E G R				

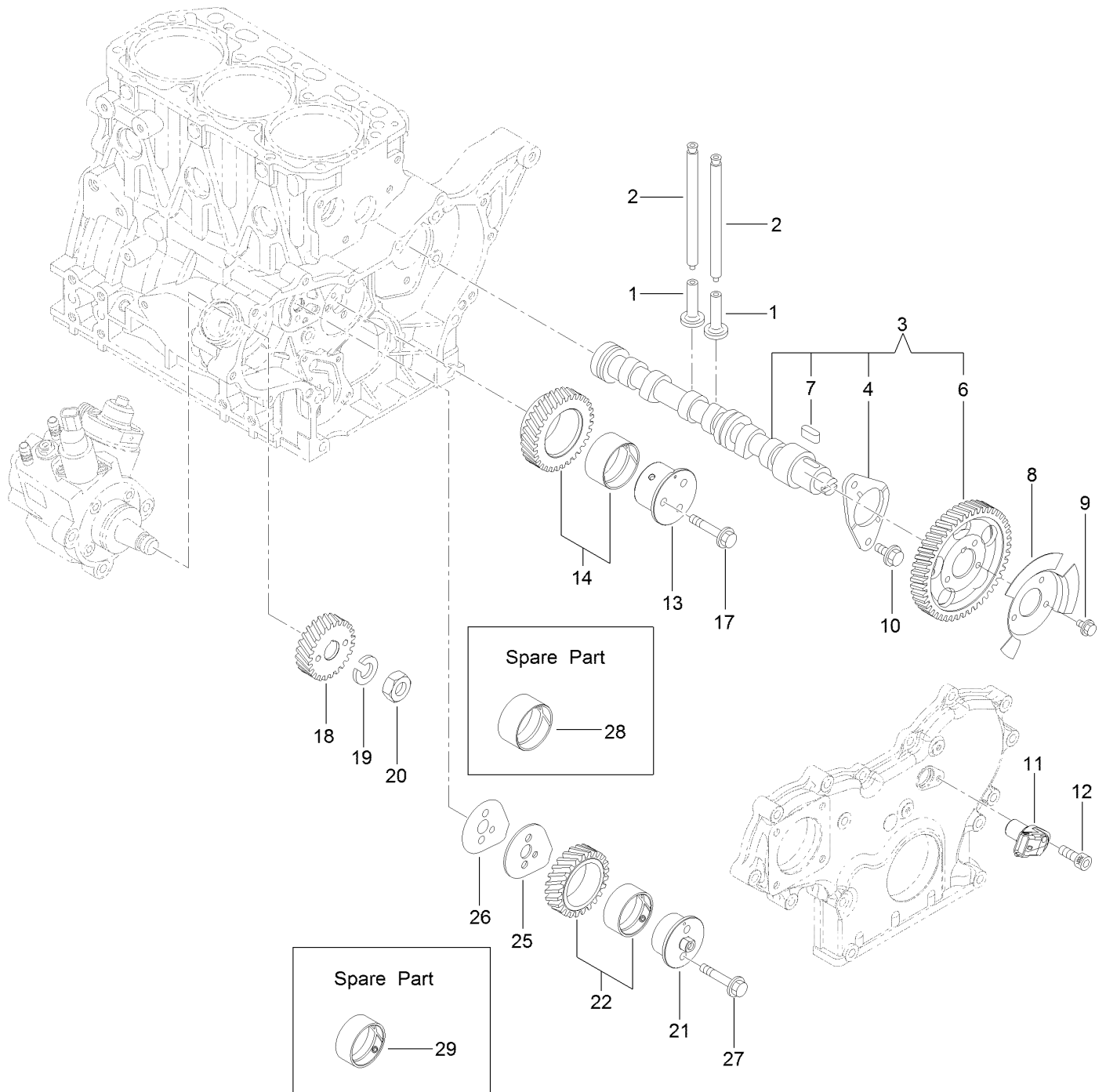
Diesel Particulate Filter Assembly



Diesel Particulate Filter Assembly (continued)

<i>Ref.</i>	<i>Part Number</i>	<i>Qty.</i>	<i>Description</i>	<i>Ref.</i>	<i>Part Number</i>	<i>Qty.</i>	<i>Description</i>
1	127-2987	1	Gasket-Silencer	27	127-4744	1	Sensor Pipe ASM
2	127-4738	1	Stay-D P F	28	127-4745	1	Sensor Pipe ASM
3	127-4739	1	Stay-D P F	30	140-7175	1	Hose-Pressure
4	127-4740	1	Stay-D P F	31	127-3057	2	Clip-Hose
5	127-4741	1	Stay-D P F	33	127-3058	2	Clip-Hose
7	127-4764	1	Sensor-Temp, Exhaust	34	138-8257	1	Exhaust Press Hose ASM
8	127-3112	1	Sensor-Temp, Exhaust	35	127-3060	1	Sensor-Pressure
9	127-4759	1	D P F ASM	36	127-4750	1	Bracket-Sensor
10	127-4732	1	Case-D O C	37	125-7208	2	Bolt
12	127-4734	1	Case-Filter, Soot	38	125-7595	2	Bolt
14	127-3786	1	Silencer-D P F	39	127-3087	1	Band-Clip
15	127-3787	2	Gasket-D P F	40	127-3124	1	Band
16	127-3055	16	Bolt	41	127-3088	2	Clip-Connector
17	127-3788	1	Lifter-D P F	42	125-7214	2	Bolt
18	127-3789	5	Stiffener-D P F, A	43	125-7214	3	Bolt
19	127-4735	1	Stiffener-D P F, B	44	125-7595	4	Bolt
20	127-3792	1	Stiffener-D P F, C	45	127-3179	2	Bolt
21	127-4736	1	Stiffener-D P F, C	46	127-3179	2	Bolt
22	125-7213	2	Bolt	47	127-3179	2	Bolt
23	125-7229	16	Nut	48	125-7229	2	Nut
25	127-3039	2	Bolt-Joint, Pipe	49	125-7230	4	Nut
26	127-3056	4	Gasket-Sensor				

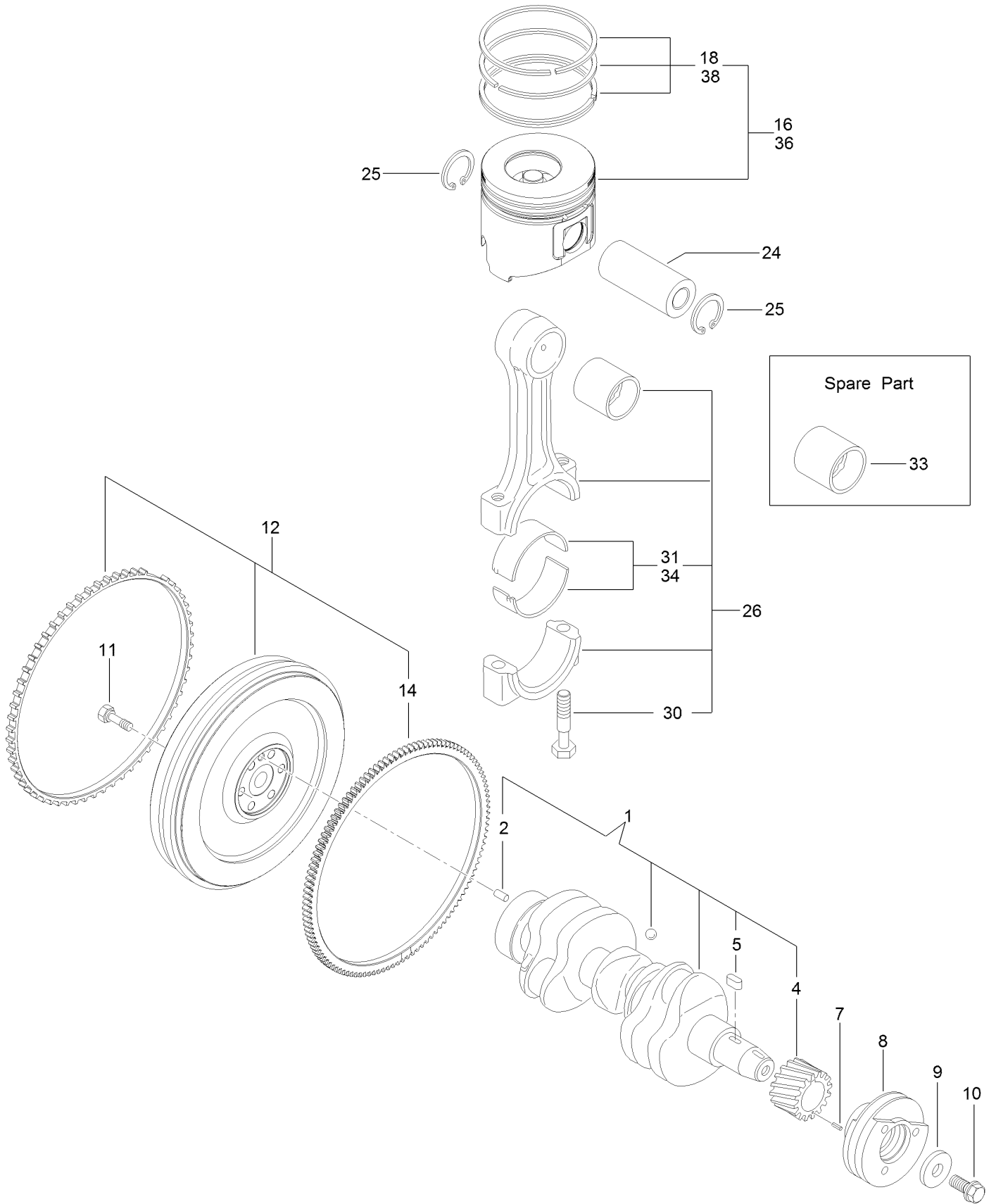
Camshaft and Driving Gear Assembly



Camshaft and Driving Gear Assembly (continued)

<i>Ref.</i>	<i>Part Number</i>	<i>Qty.</i>	<i>Description</i>	<i>Ref.</i>	<i>Part Number</i>	<i>Qty.</i>	<i>Description</i>
1	125-7016	6	Tappet	14	127-3066	1	Idle Gear A ASM
2	125-7017	6	Rod-Push	17	125-7219	3	Bolt
3	127-3797	1	Camshaft ASM	18	127-3070	1	Gear-Pump, Supply
4	125-7008	1	Metal-Thrust	19	127-3167	1	Washer-Spring
6	127-3052	1	Gear-Camshaft	20	127-3185	1	Nut-Lock
7	125-7185	1	Key	21	127-3064	1	Shaft-Idle, Gear B
8	127-3053	1	Pulser-Camshaft	22	127-3067	1	Idle Gear B ASM
9	125-7205	3	Bolt	25	127-3068	1	Plate-Idle, Shaft
10	125-7213	2	Bolt	26	127-3069	1	Gasket-Idle, Shaft B
11	127-3054	1	Sensor-Rev, Gear	27	125-7218	2	Bolt
12	127-3184	1	Bolt	28	125-6926	1	Bush
13	127-3063	1	Shaft-Idle, Gear A	29	127-3065	1	Bushing

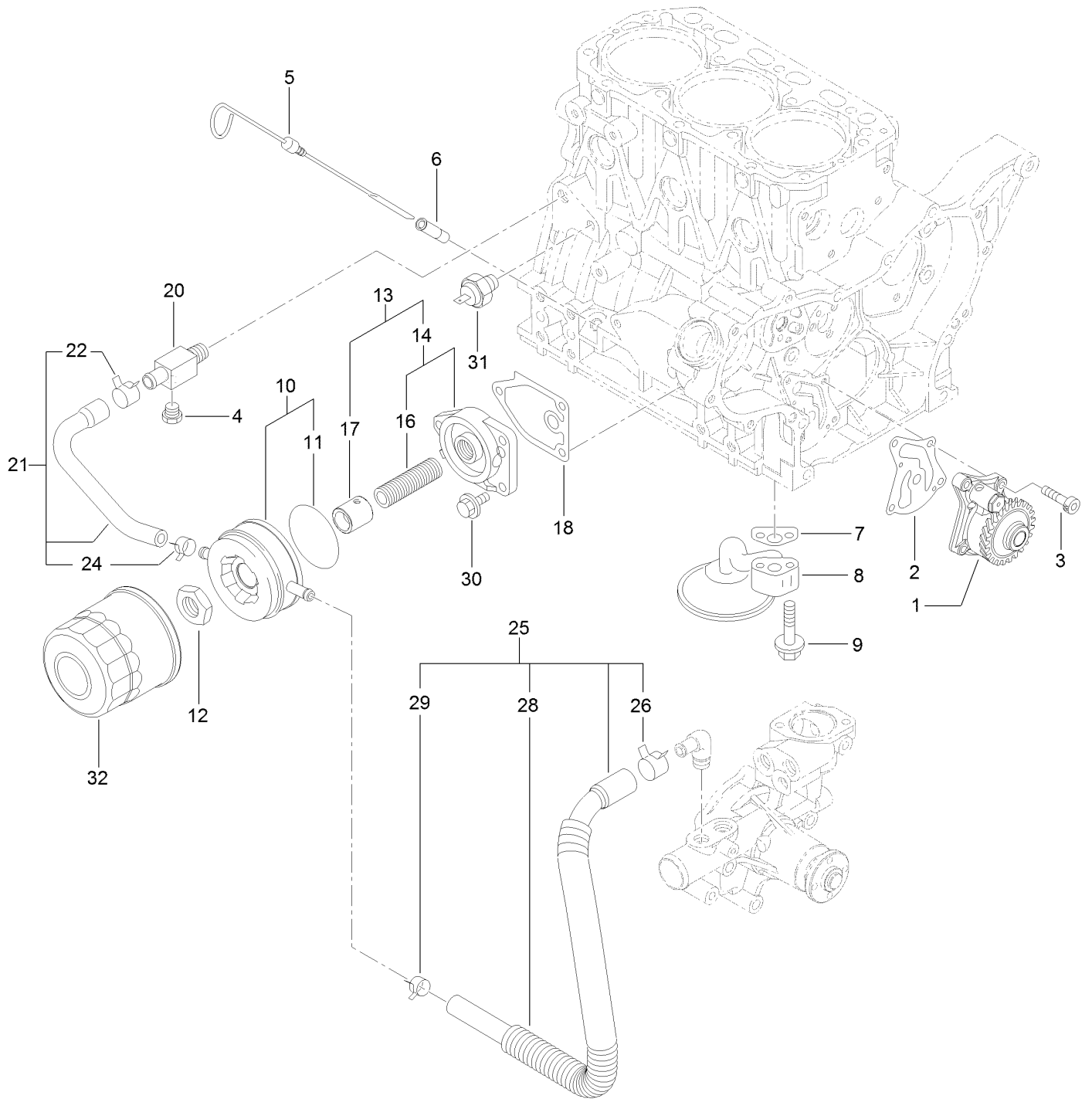
Crankshaft and Piston Assembly



Crankshaft and Piston Assembly (continued)

<i>Ref.</i>	<i>Part Number</i>	<i>Qty.</i>	<i>Description</i>	<i>Ref.</i>	<i>Part Number</i>	<i>Qty.</i>	<i>Description</i>
1	127-3800	1	Crankshaft ASM	16	127-4766	3	Piston ASM
2	125-6995	1	Pin	18	127-4751	3	Piston Ring ASM
4	125-6937	1	Gear	24	125-7030	3	Pin
5	125-7185	1	Key	25	125-7180	6	Ring
7	125-7182	1	Pin-Spring	26	125-7242	3	Connecting Rod ASM
8	127-3801	1	Pulley-V	30	125-6955	6	Bolt
9	125-7109	1	Washer	31	125-7018	3	Pin-Crank
10	125-6956	1	Bolt	33	125-6997	3	Pin-Piston
11	125-6951	6	Bolt	34	125-7019	3	Pin-Crank (.25)
12	127-3802	1	Flywheel ASM	36	127-4767	3	Piston ASM (0.25 O S)
14	125-6943	1	Gear	38	127-4752	3	Ring Set (0.25 O S)

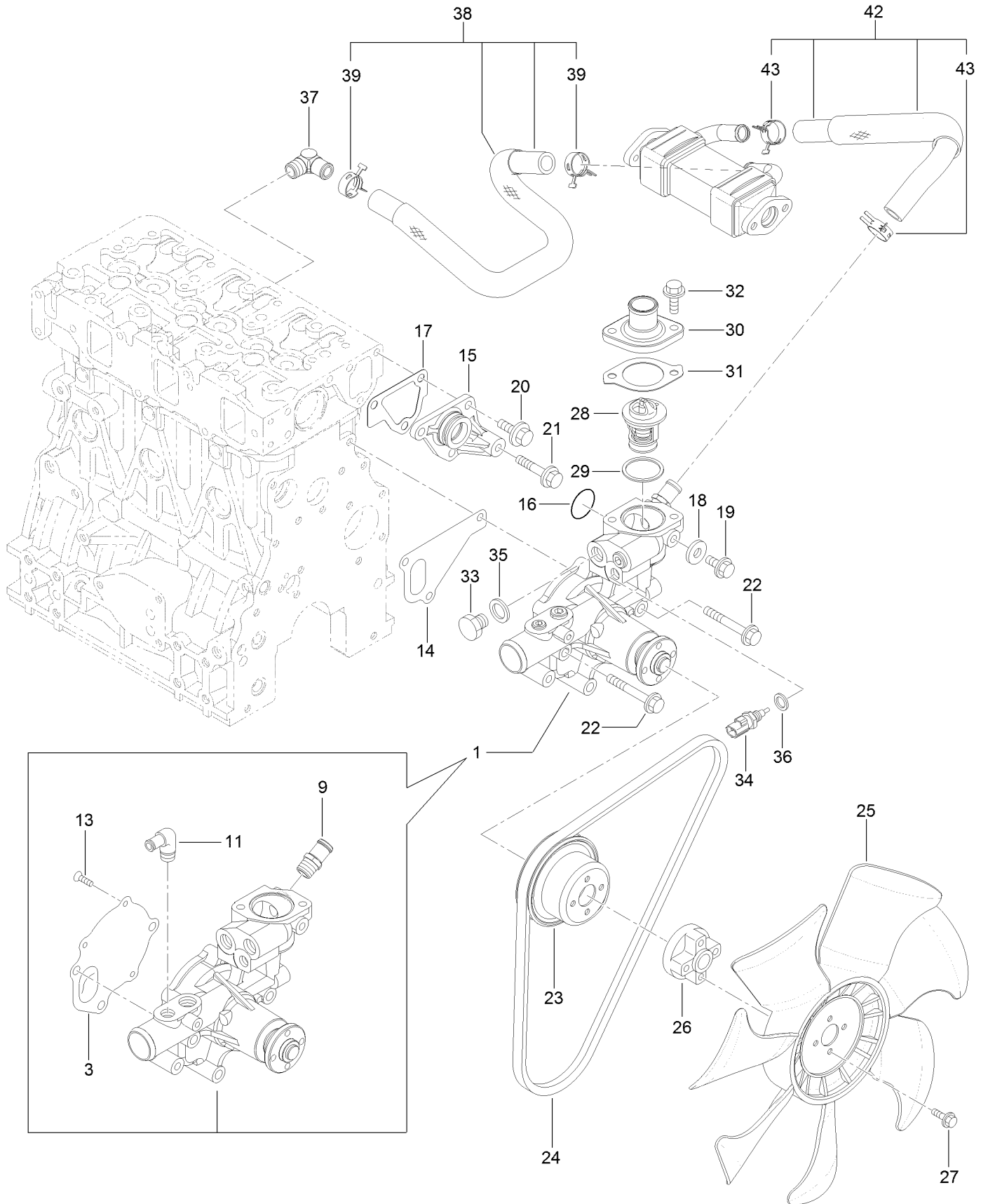
Lubrication and Oil System Assembly



Lubrication and Oil System Assembly (continued)

<i>Ref.</i>	<i>Part Number</i>	<i>Qty.</i>	<i>Description</i>	<i>Ref.</i>	<i>Part Number</i>	<i>Qty.</i>	<i>Description</i>
1	127-4753	1	Oil Pump ASM	16	125-7042	1	Stud
2	127-3004	1	Gasket	17	135-4022	1	Collar-Cooler, Oil
3	125-7232	4	Bolt	18	125-7024	1	Gasket
4	125-7171	1	Plug-Drain	20	125-6990	1	Joint
5	140-7168	1	Dipstick-Oil	21	125-7078	1	Pipe ASM
6	125-6954	1	Guide-Dipstick	22	125-7162	1	Clip
7	125-7022	1	Gasket	24	125-7191	1	Clamp-Hose
8	135-4017	1	Oil Inlet Pipe ASM	25	127-3804	1	Pipe ASM
9	125-7217	2	Bolt	26	125-7162	1	Clip
10	135-4018	1	Oil Cooler ASM	28	127-3805	1	Tube
11	135-4019	1	Packing-Oil Cooler	29	125-7191	1	Clamp-Hose
12	135-4020	1	Nut	30	125-7595	3	Bolt
13	135-4021	1	Lo Filter Bracket ASM	31	125-6918	1	Switch-Oil
14	140-7169	1	Filter Bracket ASM	32	125-7025	1	Filter-Engine, Oil

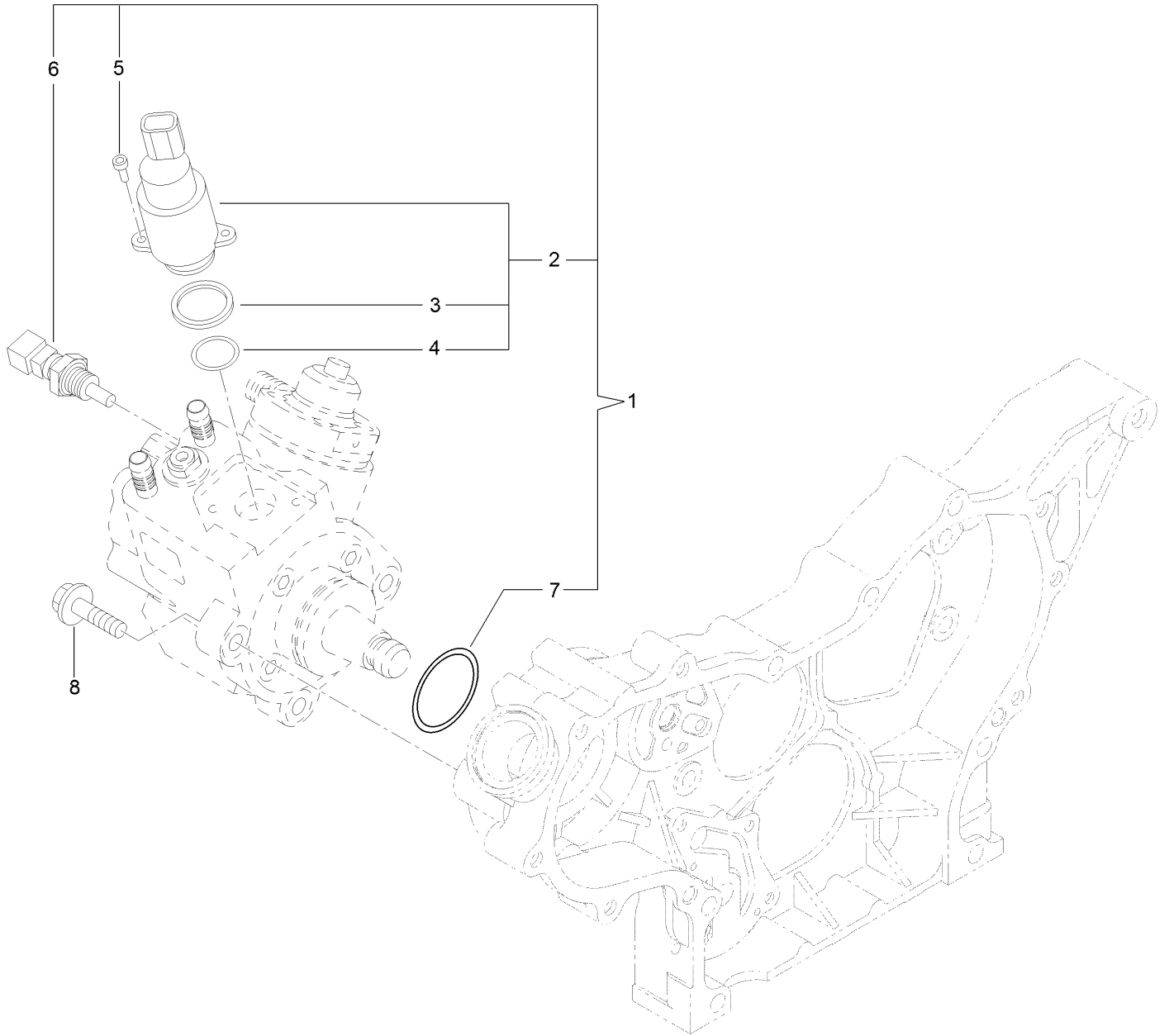
Cooling Water System Assembly



Cooling Water System Assembly (continued)

<i>Ref.</i>	<i>Part Number</i>	<i>Qty.</i>	<i>Description</i>	<i>Ref.</i>	<i>Part Number</i>	<i>Qty.</i>	<i>Description</i>
1	140-7176	1	CW Pump ASM	26	127-3810	1	Spacer
3	125-6998	1	Gasket	27	125-7209	4	Bolt
9	127-3017	1	Joint	28	125-7029	1	Thermostat
11	125-7001	1	Elbow	29	125-7026	1	Gasket
13	140-7170	3	Screw-Flat	30	140-7171	1	Cover-Thermostat
14	125-7047	1	Gasket	31	125-7110	1	Gasket
15	125-6986	1	Joint	32	125-7594	2	Bolt
16	125-7048	1	O-Ring	33	125-6953	1	Plug
17	125-6978	1	Gasket	34	125-7124	1	Sensor-Thermostat, CW
18	125-7192	1	Gasket	35	125-6979	1	Gasket
19	125-7212	1	Bolt	36	125-7176	1	Washer-Seal
20	125-7214	3	Bolt	37	127-4705	1	Elbow
21	125-7219	1	Bolt	38	127-4757	1	E G R-C Pipe ASM
22	125-7222	3	Bolt	39	127-3020	2	Clip-Hose
23	127-4712	1	V-Pulley	42	127-3811	1	CW Pipe ASM
24	127-4771	1	V-Belt	43	127-3020	2	Clip-Hose
25	127-4702	1	Fan				

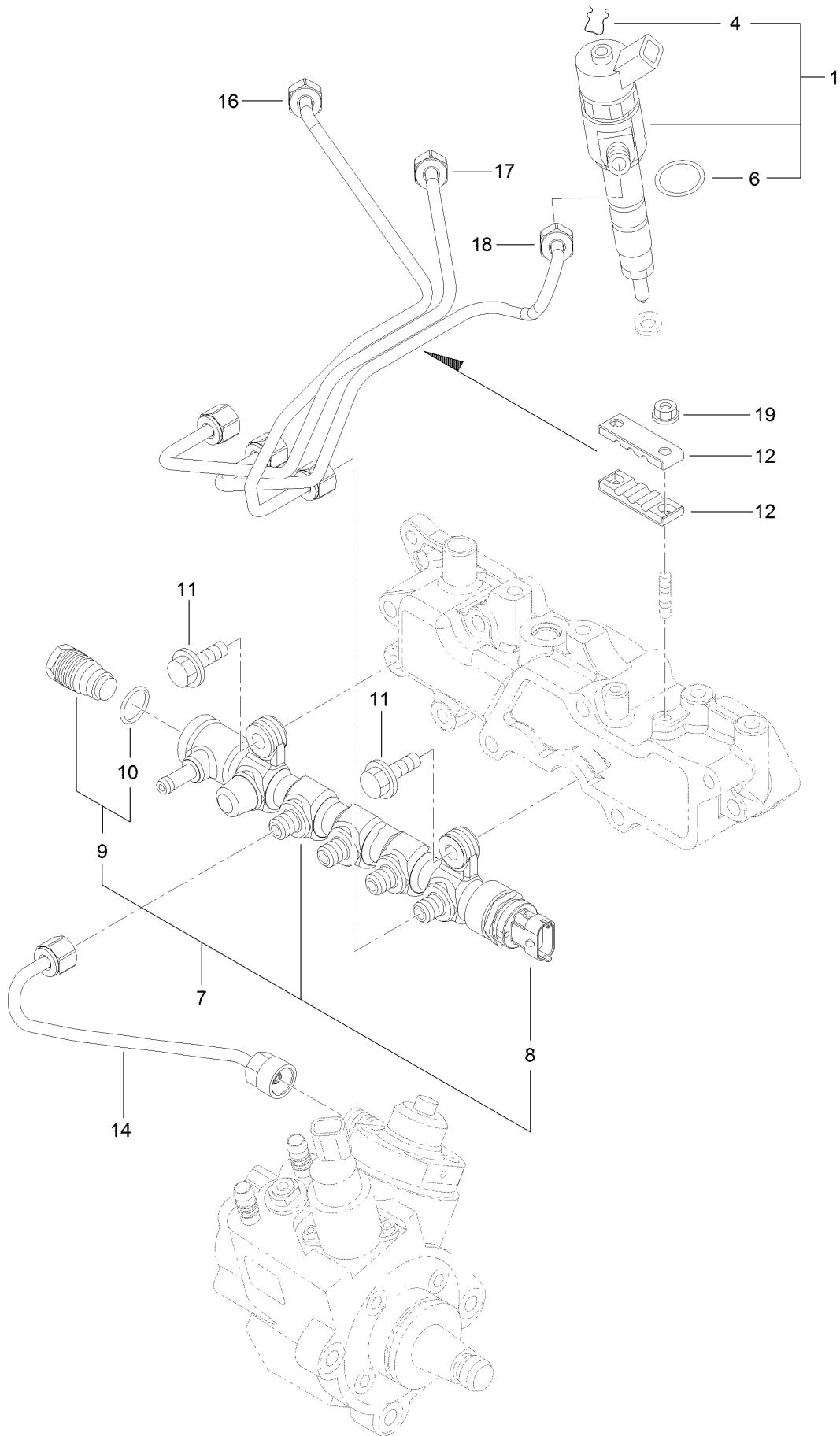
Fuel Supply Pump Assembly



Fuel Supply Pump Assembly (continued)

<i>Ref.</i>	<i>Part Number</i>	<i>Qty.</i>	<i>Description</i>	<i>Ref.</i>	<i>Part Number</i>	<i>Qty.</i>	<i>Description</i>
1	140-7178	1	Fuel Pump ASM	5	131-2107	2	Bolt
2	131-2103	1	Valve ASM	6	131-2108	1	Sensor-Temperature
3	131-2105	1	Ring-Sealing	7	127-3074	1	O-Ring
4	131-2106	1	O-Ring	8	125-7216	3	Bolt

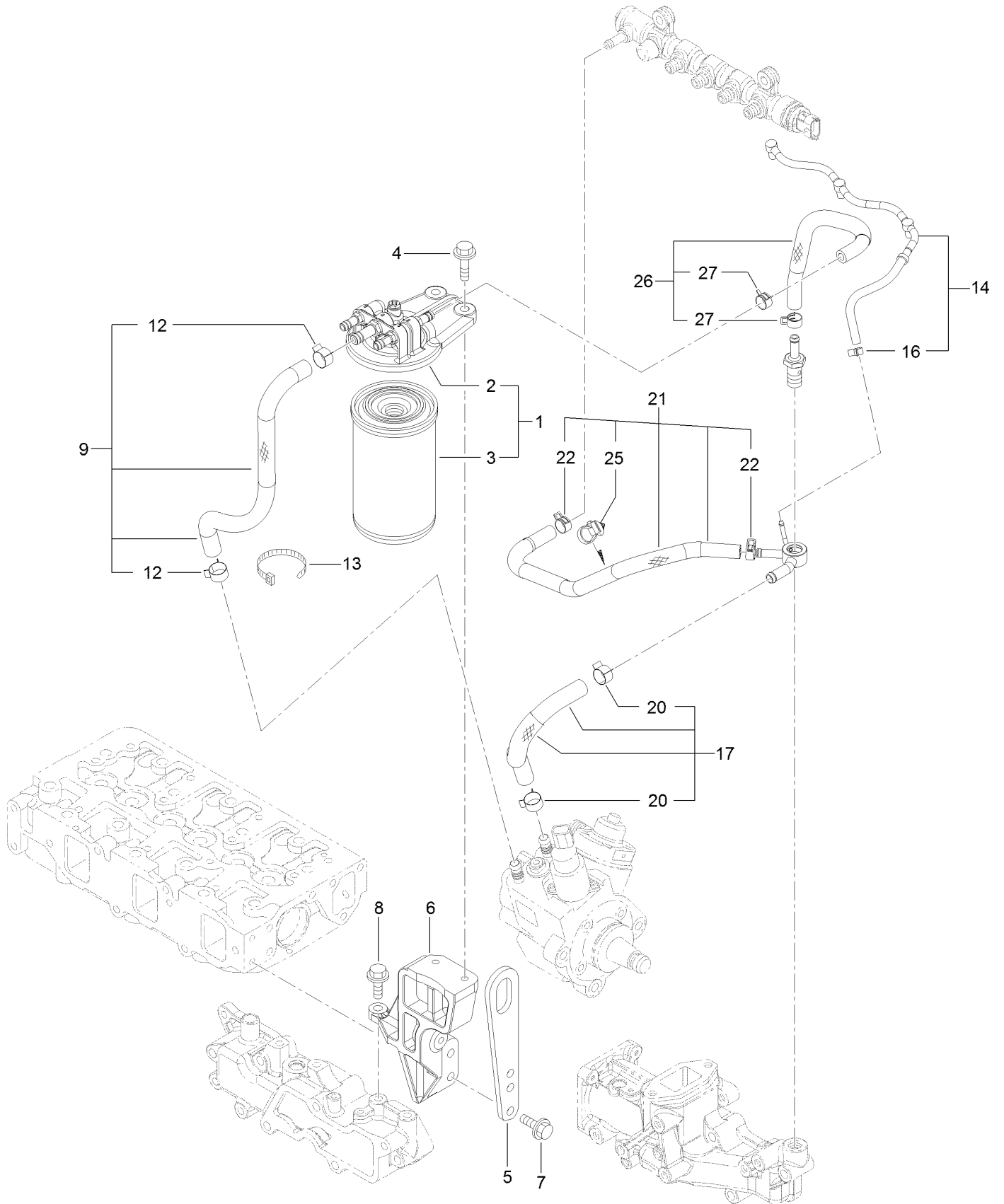
Fuel Injection Valve Assembly



Fuel Injection Valve Assembly (continued)

<i>Ref.</i>	<i>Part Number</i>	<i>Qty.</i>	<i>Description</i>	<i>Ref.</i>	<i>Part Number</i>	<i>Qty.</i>	<i>Description</i>
1	127-4754	3	Injector ASM	11	125-7215	2	Bolt
4	130-7430	3	Ring-Retaining	12	127-3813	2	Retainer
6	137-5173	3	O-Ring	14	127-3082	1	Rail In Pipe ASM
7	127-3812	1	Rail ASM	16	127-3814	1	Injection Pipe ASM
8	131-2709	1	Sensor-Pressure, Rail	17	127-3083	1	Injection Pipe ASM
9	131-2710	1	Valve ASM	18	127-3084	1	Injection Pipe ASM
10	130-7433	1	O-Ring	19	125-7231	2	Nut

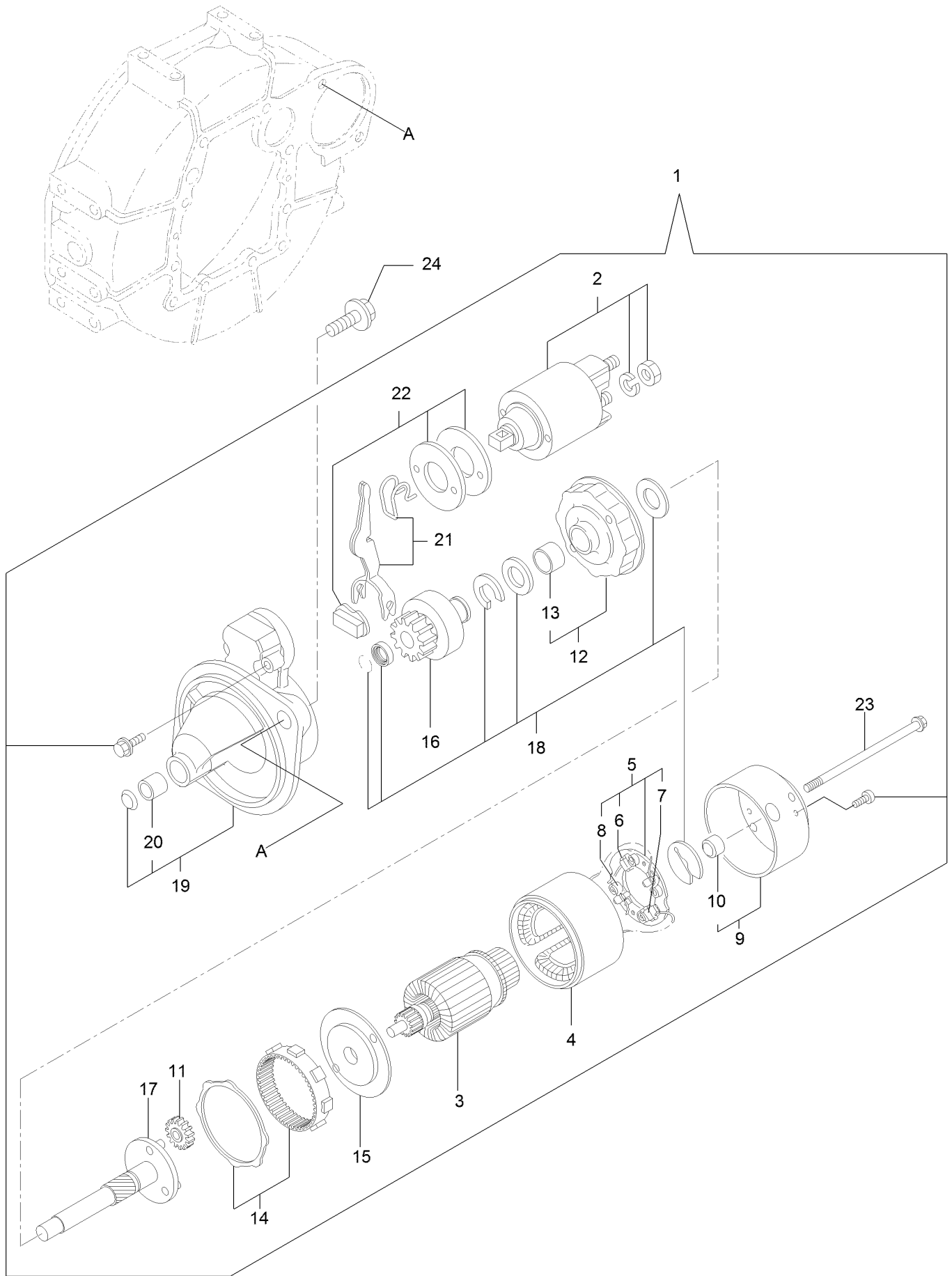
Fuel Filter Assembly



Fuel Filter Assembly (continued)

<i>Ref.</i>	<i>Part Number</i>	<i>Qty.</i>	<i>Description</i>	<i>Ref.</i>	<i>Part Number</i>	<i>Qty.</i>	<i>Description</i>
1	139-4535	1	Filter ASM	13	127-2981	1	Band
2	127-3076	1	Fuel/Oil Filter Bracket ASM	14	135-4023	1	Fuel/Oil Return Pipe ASM
3	139-6017	1	Filter-Fuel	16	127-3172	1	Clamp-Hose
4	125-7216	2	Bolt	17	127-3078	1	Fuel Pipe ASM
5	125-7111	1	Lifter	20	125-7191	2	Clamp-Hose
6	127-3815	1	Filter Bracket ASM	21	127-3817	1	Fuel Pipe ASM
7	125-7215	2	Bolt	22	127-2950	2	Clip-Hose
8	125-7215	1	Bolt	25	127-3087	1	Band-Clip
9	127-3077	1	Fuel Pipe ASM	26	127-3079	1	Fuel Pipe ASM
12	125-7191	2	Clamp-Hose	27	127-2950	2	Clip-Hose

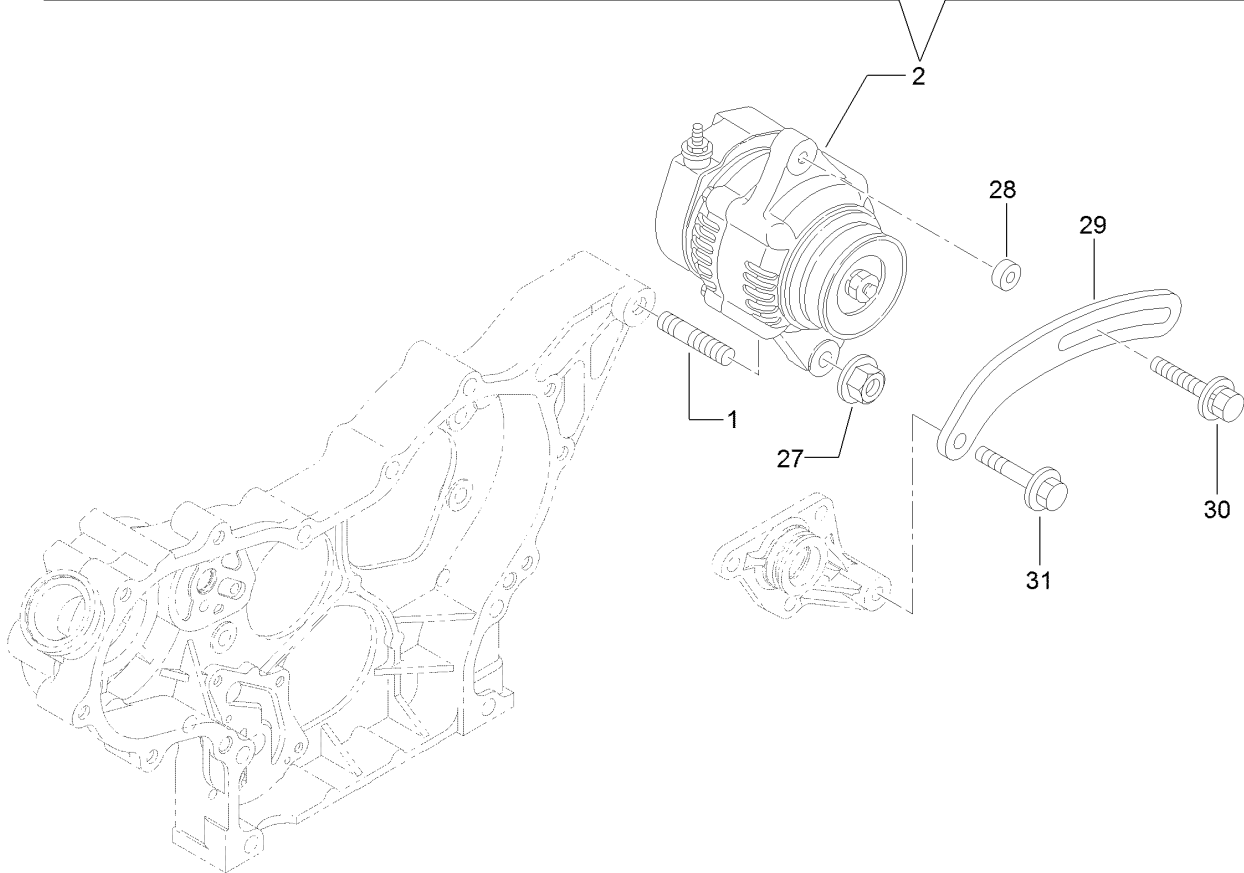
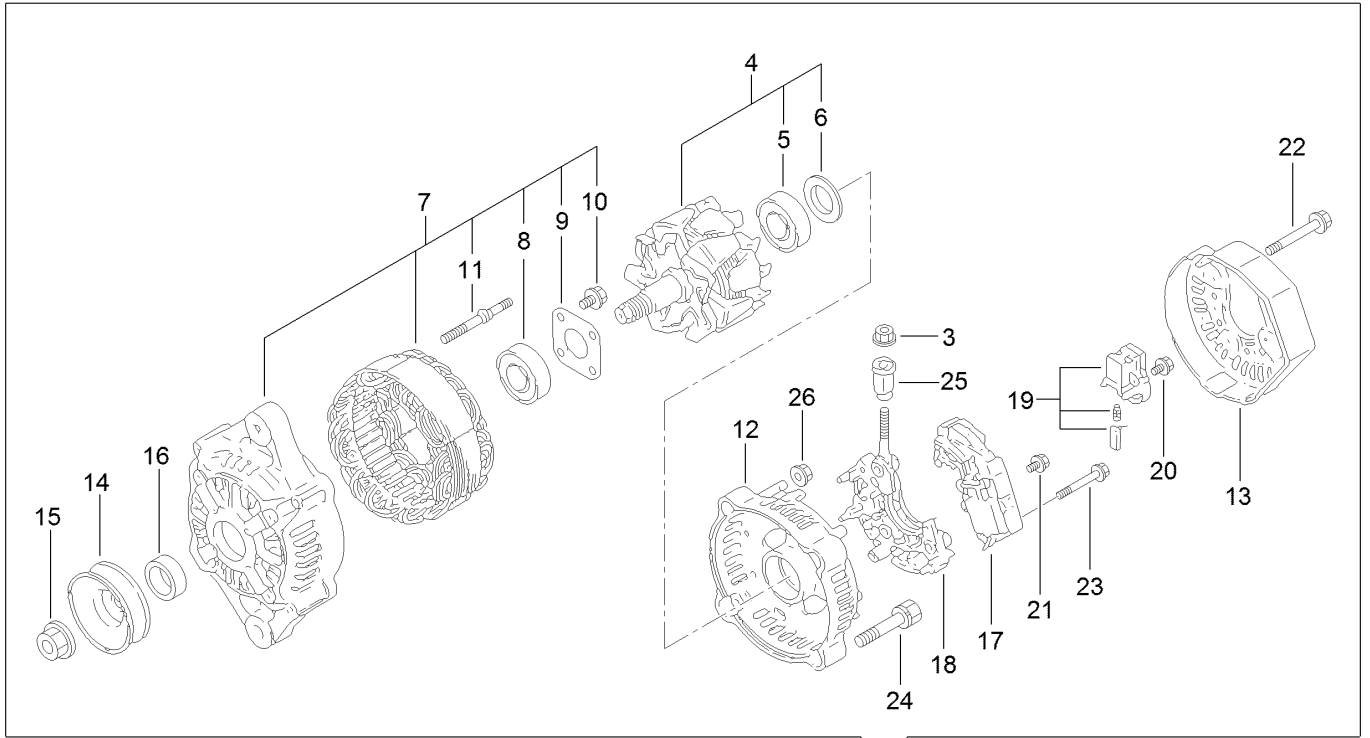
Starting Motor Assembly



Starting Motor Assembly (continued)

<i>Ref.</i>	<i>Part Number</i>	<i>Qty.</i>	<i>Description</i>	<i>Ref.</i>	<i>Part Number</i>	<i>Qty.</i>	<i>Description</i>
1	127-3818	1	Starter ASM	13	127-3830	1	Bracket
2	127-3819	1	Switch ASM	14	127-3831	1	Gear
3	127-3820	1	Armature ASM	15	127-3832	1	Bracket
4	127-3821	1	Yoke ASM	16	127-3833	1	Pinion ASM
5	127-3822	1	Brush Holder ASM	17	127-3834	1	Shaft
6	127-3823	2	Brush	18	127-3835	1	Washer Set
7	127-3824	1	Brush Set	19	127-3836	1	Case ASM
8	127-3825	4	Spring	20	127-3837	1	Metal-Starter
9	127-3826	1	Cover ASM	21	127-3838	1	Lever Set
10	127-3827	1	Metal	22	127-3839	1	Dust Cover ASM
11	127-3828	3	Gear	23	135-4024	2	Bolt-Through
12	127-3829	1	Bracket	24	125-7225	2	Bolt

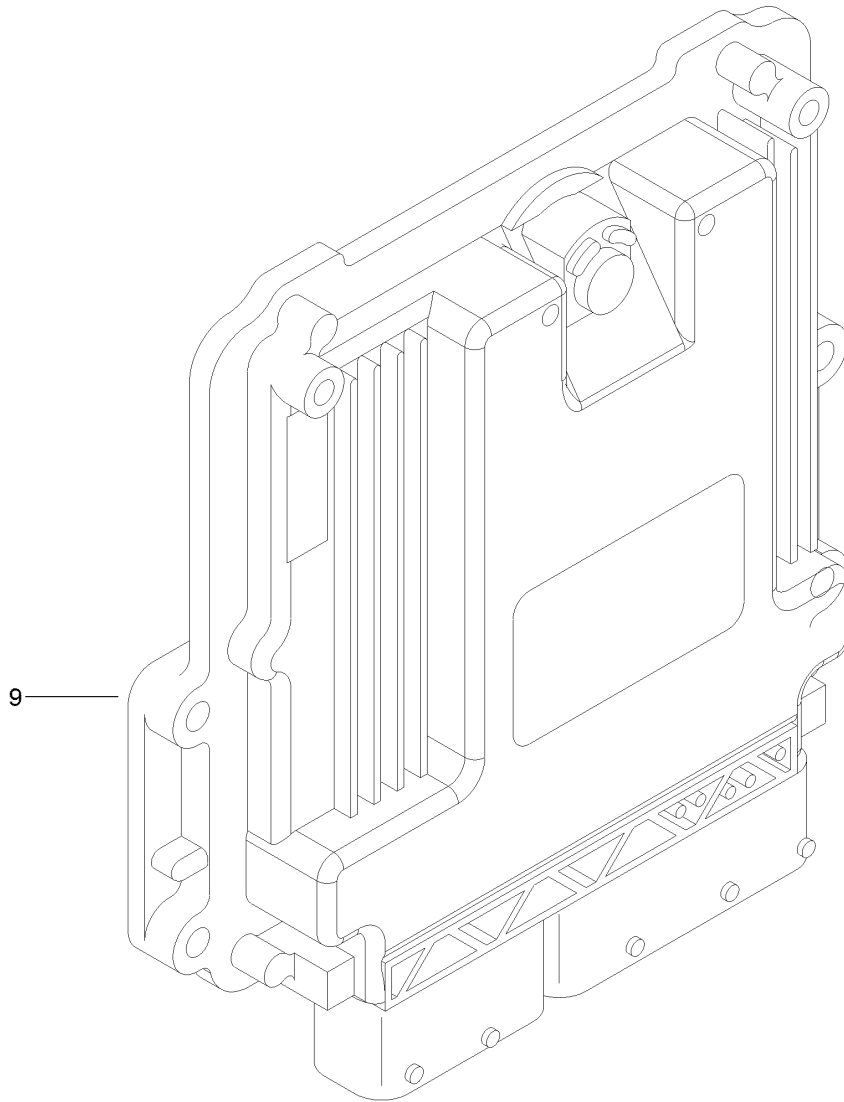
Generator Assembly



Generator Assembly (continued)

<i>Ref.</i>	<i>Part Number</i>	<i>Qty.</i>	<i>Description</i>	<i>Ref.</i>	<i>Part Number</i>	<i>Qty.</i>	<i>Description</i>
1	127-3011	1	Stud	17	135-4026	1	Regulator ASM
2	139-6018	1	Generator	18	127-3848	1	Holder
3	127-3190	1	Nut	19	127-2993	1	Holder
4	127-3843	1	Rotor ASM	20	127-2965	6	Screw
5	127-2983	1	Bearing-Ball	21	127-2966	1	Screw
6	127-2962	1	Cover	22	127-2967	3	Bolt
7	135-4025	1	Frame ASM	23	127-2968	2	Screw
8	127-2958	1	Bearing-Ball	24	127-2969	2	Bolt
9	127-2959	1	Plate-Retainer	25	127-2970	1	Bushing-Insulation
10	127-2960	4	Screw	26	127-2971	2	Nut
11	127-2961	2	Stud	27	125-7230	1	Nut
12	127-3845	1	Frame	28	125-6947	1	Spacer
13	127-3846	1	Cover	29	127-2977	1	Adjuster
14	127-2954	1	Pulley	30	135-4027	1	Bolt-Adjust
15	127-2955	1	Nut	31	125-7219	1	Bolt
16	127-2957	1	Collar				

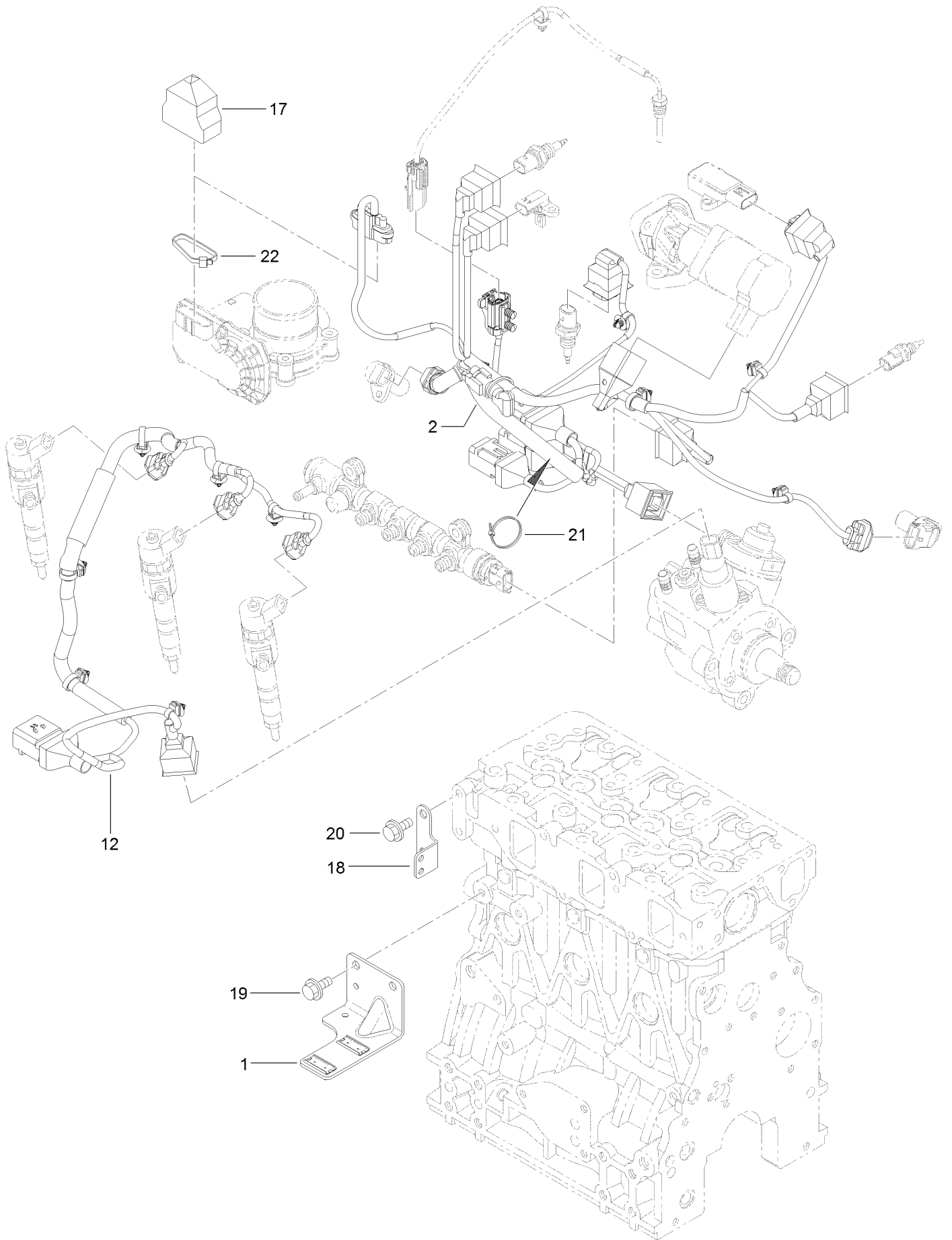
Electronic Control Unit Assembly



Electronic Control Unit Assembly (continued)

<i>Ref.</i>	<i>Part Number</i>	<i>Qty.</i>	<i>Description</i>
9	121-5592	1	Electronic Control Unit

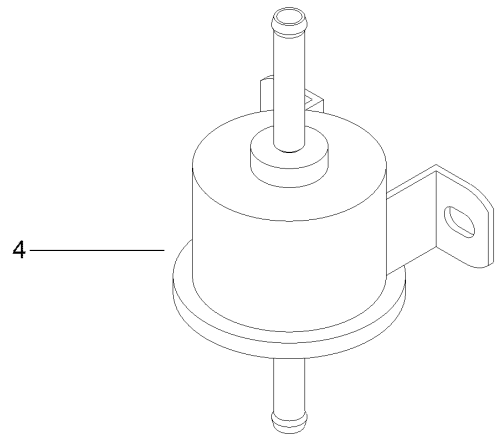
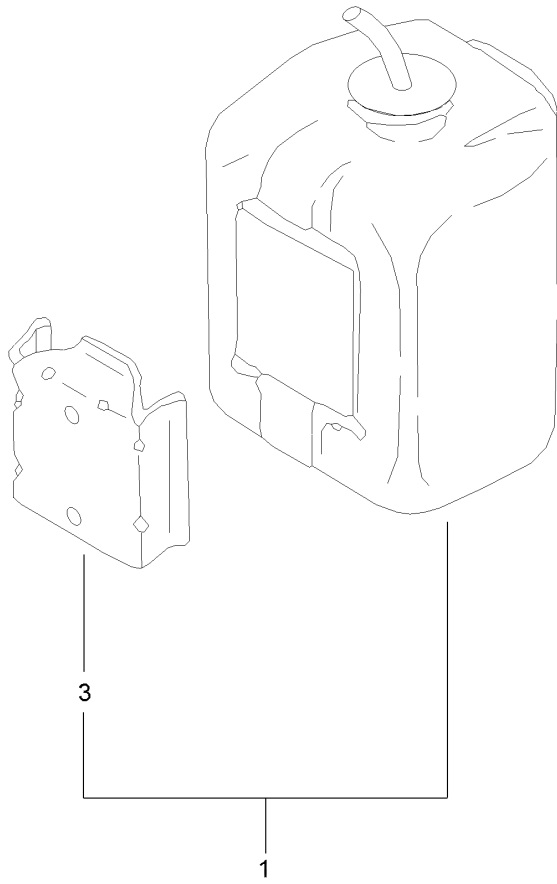
Electric Parts Assembly



Electric Parts Assembly (continued)

<i>Ref.</i>	<i>Part Number</i>	<i>Qty.</i>	<i>Description</i>	<i>Ref.</i>	<i>Part Number</i>	<i>Qty.</i>	<i>Description</i>
1	130-7436	1	Bracket-Connector	19	125-7213	2	Bolt
2	135-4029	1	Harness	20	125-7212	2	Bolt
12	130-7438	1	Harness	21	127-3187	1	Band
17	131-2713	1	Boot-Cap	22	127-3188	1	Band
18	127-3090	1	Bracket-Harness				

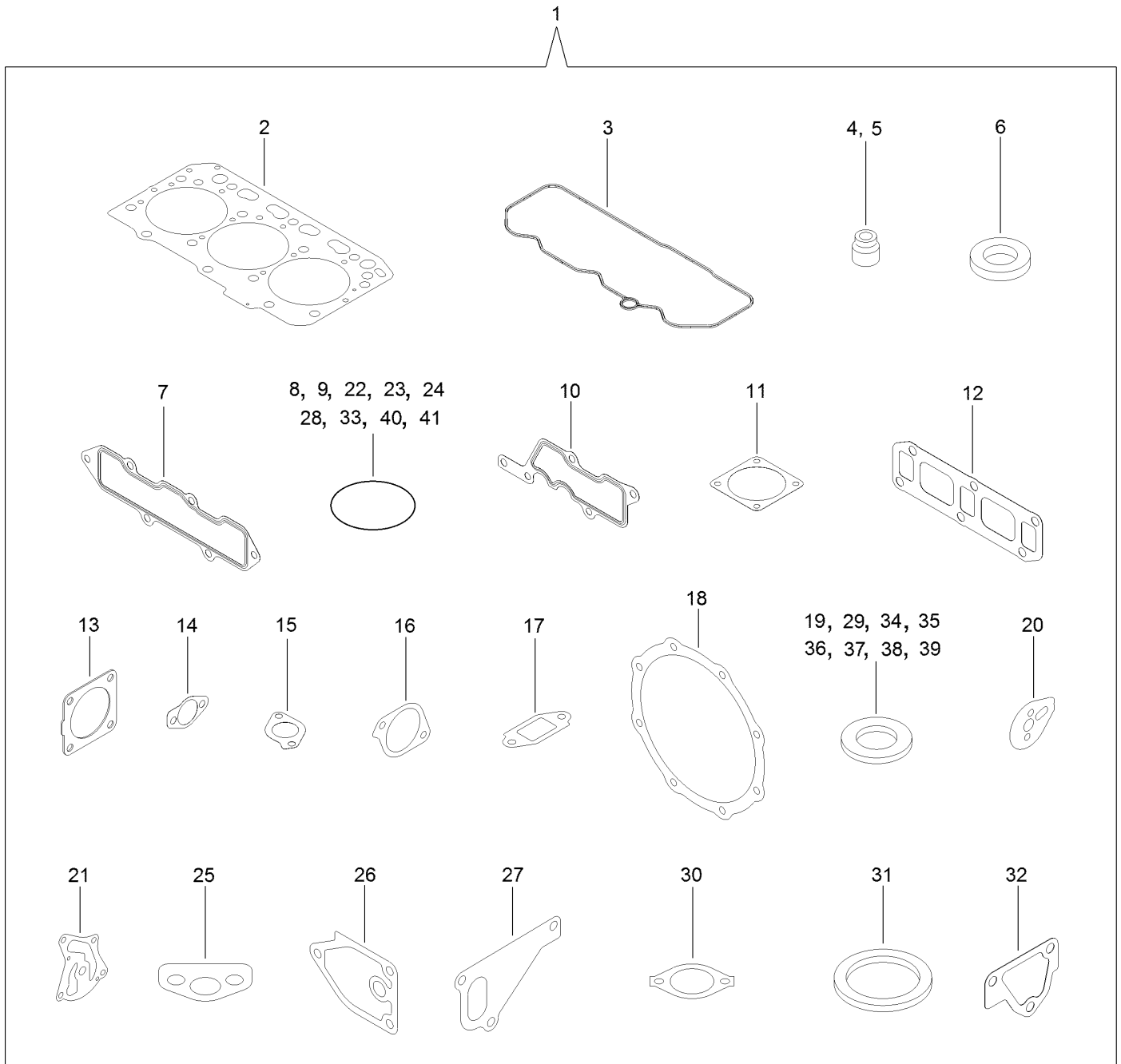
Accessory Assembly



Accessory Assembly (continued)

<i>Ref.</i>	<i>Part Number</i>	<i>Qty.</i>	<i>Description</i>
1	140-7185	1	Tank ASM
3	140-7165	1	Bracket-Tank
4	121-5613	1	Pump-Fuel, Electric

Gasket Set



Gasket Set (continued)

<i>Ref.</i>	<i>Part Number</i>	<i>Qty.</i>	<i>Description</i>	<i>Ref.</i>	<i>Part Number</i>	<i>Qty.</i>	<i>Description</i>
1	130-7440	1	Packing (Gasket Set)	21	127-3004	1	Gasket
2	127-4716	1	Head Gasket ASM	22	125-6909	2	O-Ring
3	127-3762	1	Gasket-Cover, Cylinder Head	23	127-2973	1	O-Ring
4	127-2986	3	Seal-Stem, Valve	24	125-7075	1	O-Ring
5	127-3027	3	Seal-Stem, Valve	25	125-7022	1	Gasket
6	127-3021	3	Gasket-Injector	26	125-7024	1	Gasket
7	127-3769	1	Gasket-Manifold, Intake	27	125-7047	1	Gasket
8	127-3032	2	O Ring-Sensor, Pressure	28	125-7048	1	O-Ring
9	127-3033	1	O-Ring	29	125-6979	1	Gasket
10	127-3034	1	Gasket-Collector	30	125-7110	1	Gasket
11	127-3037	2	Gasket-Throttle	31	125-7026	1	Gasket
12	127-3775	1	Gasket-Manifold, Exhaust	32	125-6978	1	Gasket
13	127-2987	1	Gasket-Silencer	33	127-3074	1	O-Ring
14	127-3043	2	Gasket-Cooler, E G R	34	125-7174	1	Washer-Seal
15	127-3016	1	Gasket	35	125-7176	1	Washer-Seal
16	127-3050	1	Gasket-Intake Valve, E G R	36	127-3166	2	Washer-Seal
17	127-3051	1	Gasket-Out Valve, E G R	37	125-7177	1	Washer-Seal
18	127-3787	2	Gasket-D P F	38	125-7192	1	Gasket
19	127-3056	4	Gasket-Sensor	39	127-3174	2	Gasket
20	127-3069	1	Gasket-Idle, Shaft B	40	138-7829	3	O-Ring
				41	125-7197	2	O-Ring

Attachments and Accessories

For 31902 Groundsmaster 3300 All-Wheel Drive Traction Unit

Product Name	Model/Part
Operator Cooling Fan	03247
Switch Panel	03248
White Universal Sunshade	30669
Red Universal Sunshade	30671
Slope Sensor Kit	31952
CE Kit, Groundsmaster 3200 or 3300 Series Traction Unit.....	31953
CE Kit, Groundsmaster 3200 or 3300 Series 60in Side Discharge Rotary Mower.....	31957
CE Kit, Groundsmaster 3200 or 3300 Series 72in Side Discharge Rotary Mower.....	31958
CE Kit, Groundsmaster 3200 or 3300 Series 60in Rear Discharge Rotary Mower	31959
CE Kit, Groundsmaster 3200 or 3300 Series 72in Rear Discharge Rotary Mower	31960
Auxiliary HYD Kit	31966
60in SD Deck.....	31970
60in RD Deck.....	31971
72in SD Deck.....	31972
72in RD Deck.....	31973
60in RD Deck, T2	31974
72in RD Deck, T2	31975
Recycler Kit 60in/152cm SD	31976
Recycler Kit, 60In/152cm RD	31977
Recycler Kit, 72In/183cm SD	31978
Recycler Kit, 72In/183cm RD	31979
Seat Assembly - Standard	31980
Seat Assembly - Mechanical Suspension	31981
Seat Assembly - Air Ride Suspension.....	31982
Storage Box Kit.....	31983
USB Charging Kit.....	31984
Recycler Kit 60in/152cm Rd T2.....	31985
Recycler Kit 72in/183cm Rd T2.....	31986
Cab-Winter, GM3000 Series	31990
Road Light Kit (North America)	31991
Road Light Kit (EU).....	31992
Accessory Control Kit	31994
LED Beacon Kit	31996
LED Work-Light Kit (GM3200/3300, ROPS)	31997
15-Pound Cast Weight.....	112-7059-01
42-Pound Weight.....	114-4096
Beacon Kit	138-2699
Work Lights Kit.....	138-2700
Storage Bag Kit.....	139-2020
SMV Kit.....	139-2339
Wrench-Caster Cap/Latch	138-6367
Premium Synthetic Bio-Degradable Hydraulic Fluid (5 Gallon Pail)	119-2157
Premium Synthetic Bio-Degradable Hydraulic Fluid (55 Gallon Drum).....	119-2158
Filter-Air	108-3810
Filter-Fuel	139-6017
Fuel/Water Separator Filter.....	125-2915

Attachments and Accessories (continued)

Filter-Oil, Transmission.....	86-3010
Engine Oil Filter	125-7025
Hydraulic Hose Kit	31999
Power Harness Kit.....	140-1559
Kit-Weight	144-0480
Plate-Weight, 25 LBS	144-0484
Semi-Gloss Black Spray Paint.....	361-9
Toro Red 12oz Aerosol Can	361-10
Paint-Black Bottle	112-0176
Paint-Red Pen	112-0177
Paint-Red Bottle	112-0178
Seat Cover (W/arm rest).....	117-0095
PX Hydraulic Fluid (5 Gal)	133-8086
PX Hydraulic Fluid (55 Gal).....	133-8087

Notes:

Notes:



Count on it.