

**TORO®**

# Under Seat Storage Kit

## Workman® UTX Passenger Utility Vehicle

Model No. 08143

### Installation Instructions

## Preparing the Machine

1. Park the machine on a level surface (Figure 1).

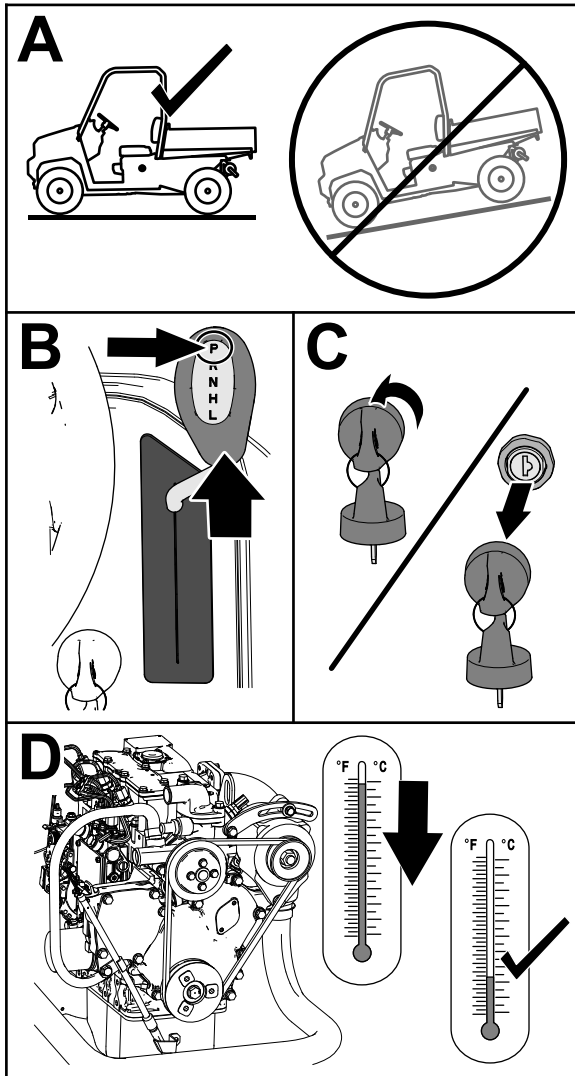
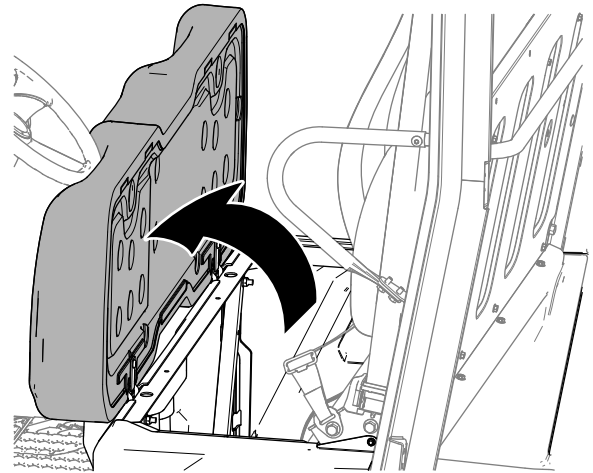


Figure 1

2. Shift the transmission lever to the P (Park) position.
3. Shut off the engine and remove the key.
4. Allow the engine to cool.

## Installing the Storage Tray

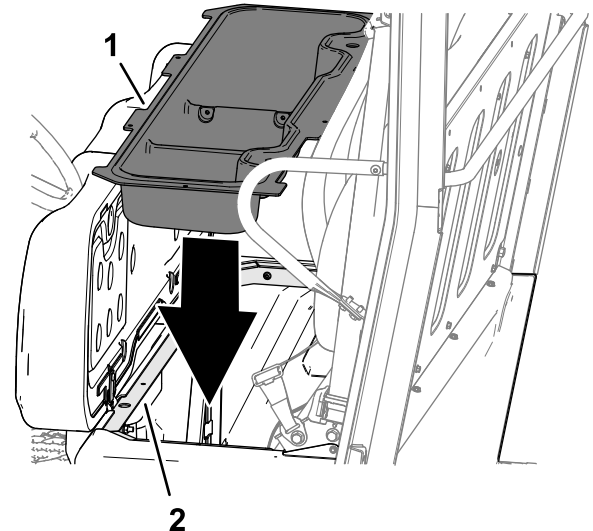
1. Lift the back of the seat bottom, and rotate it forward (Figure 2).



g364246

Figure 2

2. Assemble the storage tray into the seat-support frame (Figure 3).



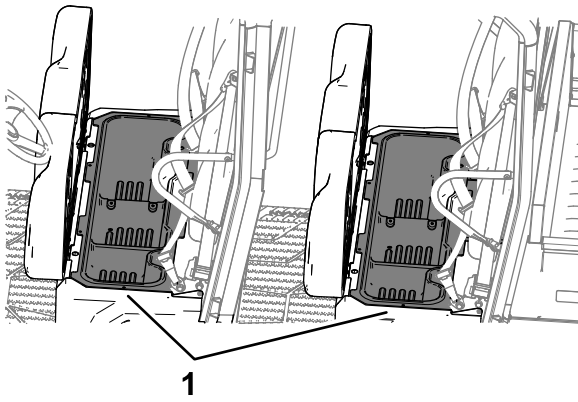
g364251

Figure 3

1. Seat-support frame
2. Storage tray

3. If you are installing 2 storage trays onto a 4 passenger machine, repeat step 2 at the other seat.



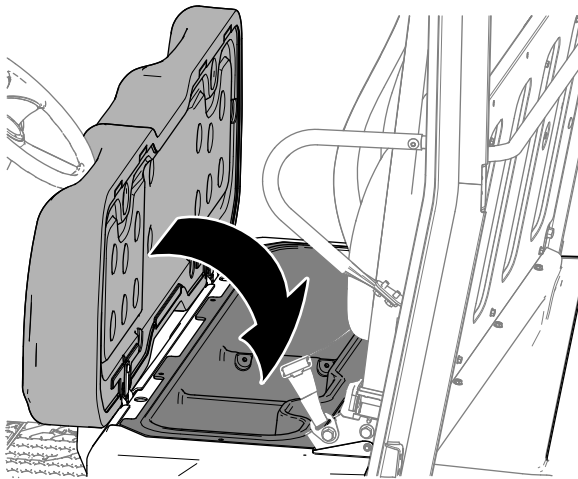


g364250

**Figure 4**

1. Storage trays (4 passenger machine)

4. Rotate the seat bottom down and against the seat-support frame ([Figure 5](#)).



g364245

**Figure 5**