



Groundsmaster 4000-D

Traction Unit

Model No. 30410-210000001 and Up

Parts Catalog

Ordering Replacement Parts

To order replacement parts, please supply: the part number, the quantity, and the description of each part desired.

Understanding Reference Numbers

Each identified part in an illustration has a reference number. The reference number for a part also appears in the parts list, along with other information about the part.

This catalog uses two special reference number formats, one to indicate parts in a service assembly and another to indicate the quantity of a given part in an illustration.

Service Assembly Reference Numbers

Parts in service assemblies have reference numbers in the form **a:b**. The **a** represents the reference number of the entire service assembly and the **b** represents a sequential number unique to each part within the service assembly.

For example, a wheel assembly might be identified by reference number **6**, the tire by **6:1**, the valve by **6:2**, and the wheel by **6:3**. When you order the assembly identified by reference number **6**, you receive all parts identified by reference numbers **6:1**, **6:2**, and **6:3**. However, you may also order any part individually.

Reference numbers of this type appear in illustrations and in part lists.

Reference Numbers Indicating Quantity

In an illustration, if a reference number indicates more than one part, the reference number has the form **nX y**. The **n** represents the quantity of the part, the **X** is the multiplication symbol, and the **y** represents the reference number.

For example, in an illustration, the reference number **2X 37** means that two of the parts identified by reference number **37** are indicated.

Contents

Description	Page	Description	Page
Frame, Rear Axle Mount and Bumper Assembly	4	Rear Axle Assembly No. 100–3784 (Continued)	
Manifold Assembly No. 100–3054	5	Bevel Gear Shaft Assembly	59
Rear 4WD Axle and Tire Assembly	6	Rear Axle Assembly No. 100–3784 (Continued)	
Motor Assembly No. 104–0764	7	Axle Case Assembly	60
Planetary, Brake and Tire Assembly	8	Rear Axle Assembly No. 100–3784 (Continued)	
Planetary Assembly No. 104–0722–03	10	Axle Assembly	61
RH Brake Assembly No. 100–3069	11	Front Deck, Idler and Skid Assembly	62
Motor Assembly No. 100–3052	12	Spindle Assembly No. 104–3530 (Front Deck)	63
LH Brake Assembly No. 100–3070	13	Spindle Assembly No. 104–3531 (Front Deck)	64
PTO Manifold Assembly No. 100–3055	14	Castor Arm and Tire Assembly (Front Deck)	65
Steering Tower Assembly	17	Spindle Assembly (Front Deck)	66
Steering Valve Assembly No. 104–2213	19	Rear Discharge Chamber and	
Traction Pedal and Linkage Assembly	20	Cover Assembly (Front Deck)	67
Brake Pedal and Linkage Assembly	21	RH Deck, Idler and Skid Assembly	68
Control Console and Tool Box Assembly	22	Spindle ASM No. 104–3532 (RH and LH Deck)	69
Control Console Assembly	23	Castor Arm and Tire ASM (RH and LH Deck)	70
Control Valve Assembly No. 69–1780	25	Spindle Assembly (RH and LH Deck)	71
Fuel Tank, Battery and Roll Over Protection System		Rear Discharge Chamber and	
(ROPS) Assembly	27	Cover ASM (RH Deck)	72
Front Deck Lift Arm and Cylinder Assembly	28	LH Deck, Idler and Skid Assembly	73
Hydraulic Cylinder Assembly No. 100–3016	30	Rear Discharge Chamber and	
Motor Assembly No. 99–5489	31	Cover Assembly (LH Deck)	74
Side Deck Lift Arm, Cylinder and Latch ASM	32	Electrical Schematic	75
Hydraulic Cylinder Assembly No. 99–5496	33	Hydraulic Schematic	76
Side Deck Lift Arm and Damper Assembly	34	Crankcase Assembly	77
Hood and Screen Assembly	36	Oil Pan Assembly	78
Air Cleaner and Muffler Assembly	37	Cylinder Head Assembly	79
Air Cleaner Assembly No. 99–5410	38	Gear Case Assembly	80
Filter Assembly No. 98–9305	39	Head Cover Assembly	81
Radiator, Oil Cooler and Support Assembly	40	Oil Filter Assembly	82
Engine and Mount Assembly	41	Dipstick and Guide Assembly	83
Fan Drive and Flywheel Assembly	42	Oil Pump Assembly	84
Hydraulic Reservoir and Filter Assembly	43	Breather Assembly	85
Filter Manifold Assembly No. 100–5558	44	Main Bearing Case	86
Pump Installation and Filter Assembly	45	Camshaft and Idler Gear Shaft Assembly	87
Gear Pump Assembly No. 100–3051	46	Piston and Crankshaft Assembly	88
Gear Pump Assembly No. 100–3051	47	Flywheel Assembly	89
Piston Pump Assembly No. 100–3050	48	Fuel Camshaft and Governor Shaft Assembly	90
Piston Pump Assembly No. 100–3050	49	Engine Stop Lever Assembly	91
Manual Servo Control Assembly No. 93–6306	50	Injection Pump Assembly	92
Traction Hydraulic Plumbing Assembly	51	Injection Pump Component Parts Assembly	93
PTO Hydraulic Plumbing Assembly	52	Governor Assembly	94
Lift Arm Hydraulic Plumbing Assembly	53	Speed Control Plate Assembly	95
Steering Hydraulic Plumbing Assembly	54	Nozzle Holder and Glow Plug Assembly	96
Rear Axle Assembly No. 100–3784		Fuel Filter	97
Bevel Pinion Shaft Assembly	55	Alternator and Pulley Assembly	98
Rear Axle Assembly No. 100–3784 (Continued)		Alternator Component Parts Assembly	99
Differential Assembly	56	Starter Assembly	100
Rear Axle Assembly No. 100–3784 (Continued)		Starter Component Parts Assembly	101
Axle Support Assembly	57	Oil Switch / Thermometer and Plug Assembly	102
Rear Axle Assembly No. 100–3784 (Continued)		Water Flange and Thermostat Assembly	103
Bevel Gear Case Assembly	58		

Contents (Continued)

Description	Page	Description	Page
Water Pump Assembly	104	Turbo Charger Assembly	110
Water Pipe Assembly	105	Oil Pipe (Turbo Charger) Assembly	111
Fan Assembly	106	Oil Cooler Assembly	112
Valve and Rocker Arm Assembly	107	Muffler Gasket and Glow Controller	113
Inlet Manifold Assembly	108	Label and Operators Manual	114
Exhaust Manifold Assembly	109	Gasket Kit	115

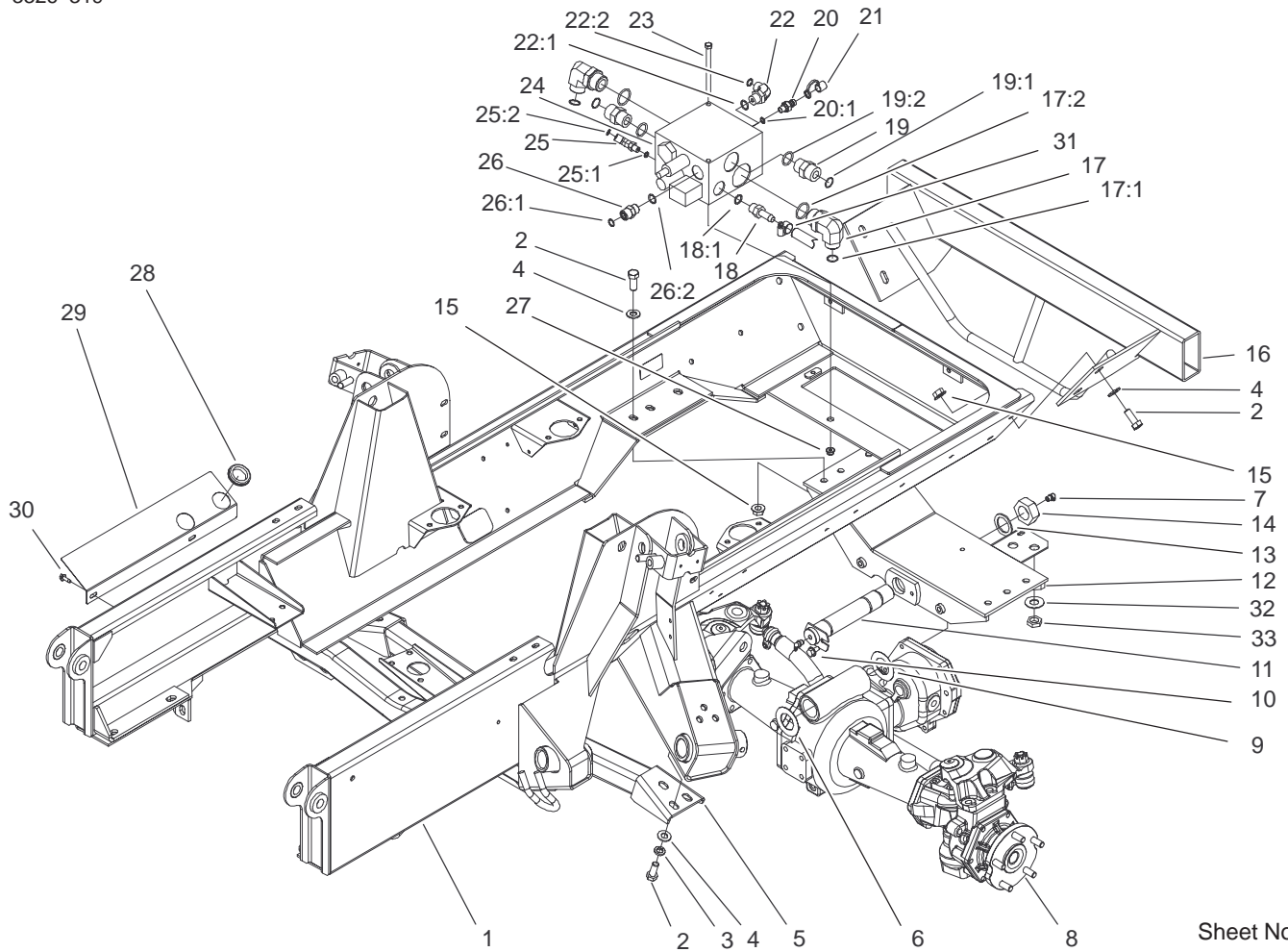
Accessories

Description	Model / Part No.	Description	Model / Part No.
Guardian Recycler Conversion Kit	30420	Deluxe Grammer Seat Suspension	30396
Speed Control Kit	30421	Road Light Kit	30428
Center Cutting Unit	30417	Air Conditioner Mounting Kit	30427
Left Cutting	30416	Rotary Broom	30426
Right Cutting	30415	Debris Blower	30425
Seat Kit	30398	Test Box – Switch	105–2811
Armrest Kit	30707		

Part Description Abbreviations

Part descriptions in this catalog may include the following abbreviations.

Abbreviation	Meaning	Abbreviation	Meaning
AR	as required	HYD	hydraulic
ASM	assembly	INC	incorporated
CARR	carriage	LH	left hand
DEG	degrees	NI	nylon insert
FH	flat head	PPH	Phillips pan head
GA	gauge	PTH	Phillips truss head
HF	hex flange	PTO	power take off
HH	hex head	RH	right hand
HHF	hex head flange	SFH	slotted fillister head
HLH	hex lag head	SHH	slotted hex head
HJ	hex jam	SQH	square head
HOC	height-of-cut	SHWH	slotted hex washer head
HS	hex socket	SPH	slotted pan head
HSBH	hex socket button head	SRH	slotted round head
HSFH	hex socket flat head	STD	standard
HSH	hex socket head	TAP	self tapping
HWH	hex washer head	TTH	Torx truss head
HWHTF	hex washer head thread forming	WH	wing head

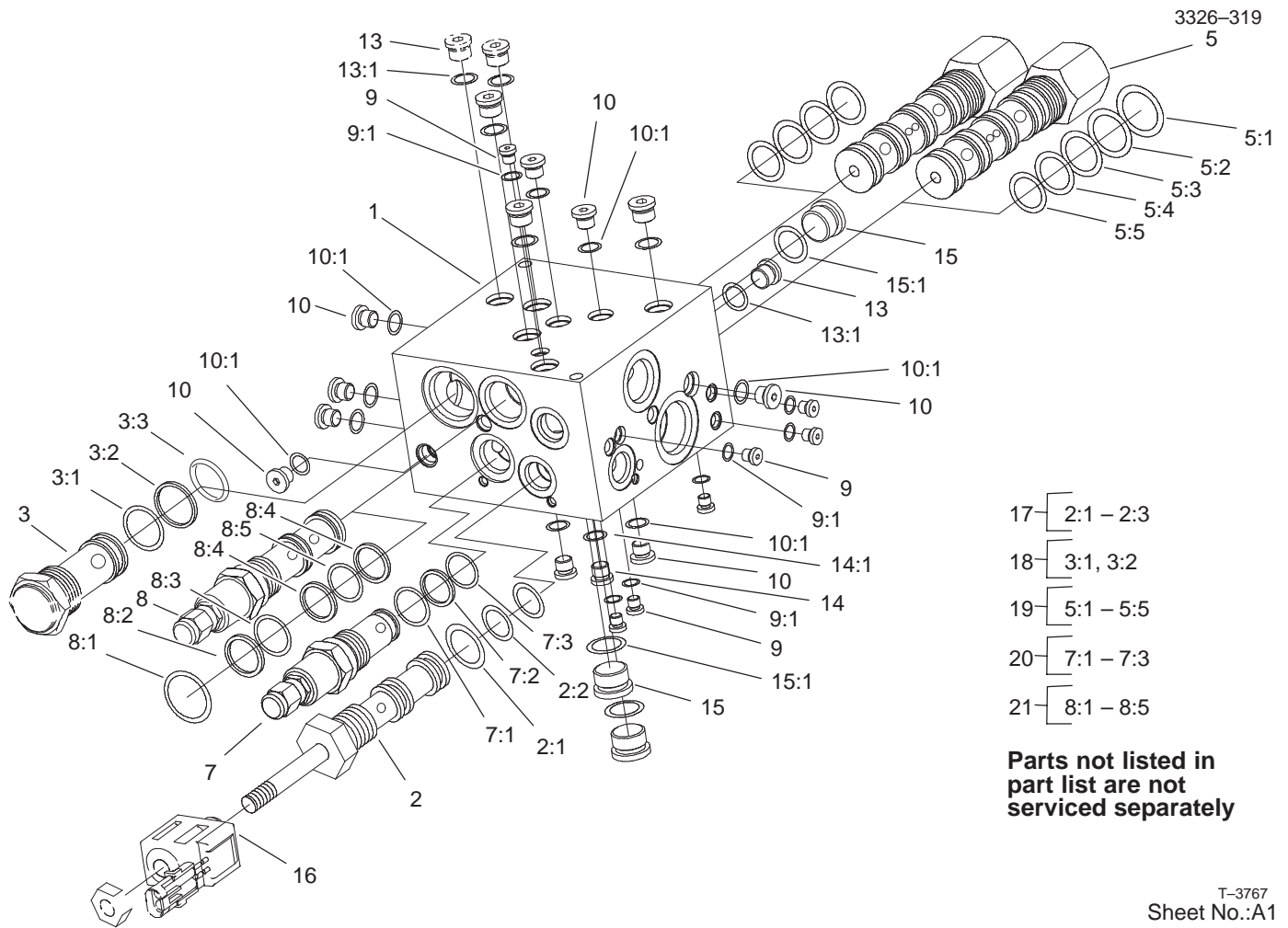


Sheet No.:2

Frame, Rear Axle Mount and Bumper Assembly

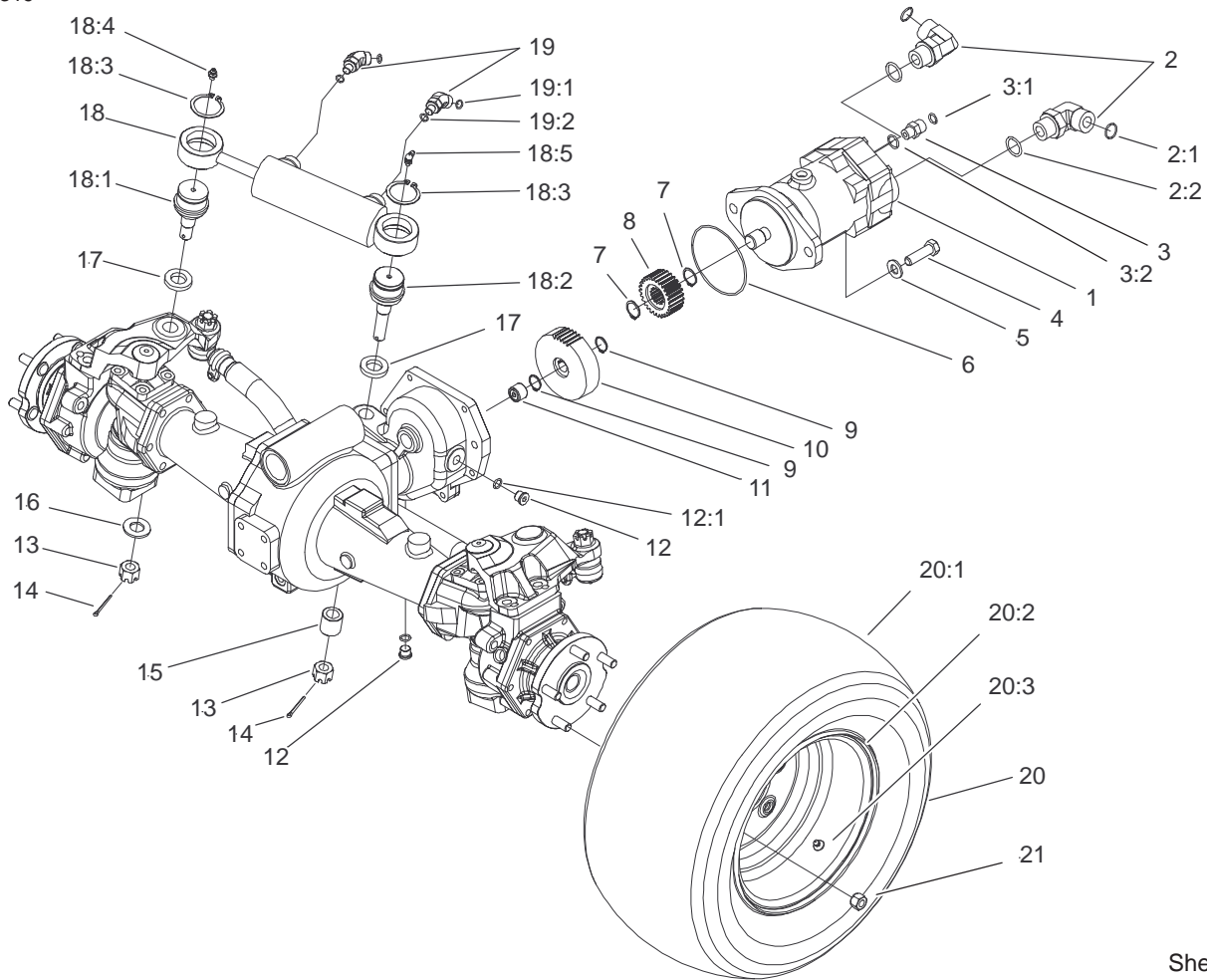
Ref. No.	Part No.	Qty.	Description
1	99-5450-03	1	Frame ASM
2	325-5	16	Screw-HH
3	3253-7	6	Washer-Lock
4	3256-26	16	Washer-Flat
5	100-8100-03	1	Support Frame ASM
6	99-8432	1	Washer-Thrust
7	302-33	2	Fitting-Grease
8	100-3784	1	Drive Axle ASM
9	99-8431	1	Washer-Thrust
10	32144-14	1	Screw-HWH
11	98-7077	1	Pin-Rear Axle
12	100-3126-03	1	Rear Mount ASM
13	92-1765	1	Washer-Thrust
14	3296-68	1	Nut-Lock NI
15	32128-23	10	Nut-HF
16	104-7505-03	1	Bumper ASM
17	340-15	2	Adapter
17:1	237-58	1	O-Ring
17:2	237-146	1	O-Ring
18	354-121	1	Fitting-Hyd, Straight
18:1	237-79	1	O-Ring
19	340-9	2	Fitting-Straight
19:1	237-58	1	O-Ring
19:2	237-81	1	O-Ring
20	354-77	1	Fitting-Quick
20:1	237-78	1	O-Ring

Ref. No.	Part No.	Qty.	Description
21	354-79	1	Cap-Fitting, Yellow
22	340-98	1	Fitting-Hyd, 90°
22:1	237-79	1	O-Ring
22:2	237-30	1	O-Ring
23	322-29	2	Screw-HH
24	100-3054	1	Manifold-4wd
25	340-103	1	Fitting-Hyd, 45°
25:1	237-78	1	O-Ring
25:2	237-21	1	O-Ring
26	340-4	1	Adapter
26:1	237-30	1	O-Ring
26:2	237-79	1	O-Ring
27	104-8300	2	Nut-Flange, NI
28	240-3	2	Grommet-Rubber
29	104-3562-03	1	Shield-Splash
30	32104-95	2	Screw-HWH
31	2412-36	1	Clamp-Hose
32	69-8940	2	Washer
33	340-70	2	Locknut-Bulkhead



Manifold Assembly No. 100-3054

Ref. No.	Part No.	Qty.	Description
2	104-8603	1	Valve-Solenoid
3	104-8604	1	Valve-Check
5	104-8605	2	Valve-Control
7	99-5508	1	Valve-Relief
8	99-5509	1	Valve-Reducing
9	353-991	7	Plug-Hex, Hollow
9:1	237-156	1	O-Ring
10	354-137	8	Plug
13	353-989	6	Plug-Hex, Hollow
13:1	237-42	1	O-Ring
14	353-990	2	Plug
14:1	237-78	1	O-Ring
15	354-70	3	Plug-Hex, Hollow
15:1	237-80	1	O-Ring
16	104-4264	1	Coil-Solenoid
17	99-5505	1	Seal Kit
18	99-5506	1	Seal Kit
19	99-5507	2	Seal Kit
20	99-5503	1	Seal Kit
21	104-4266	1	Seal Kit



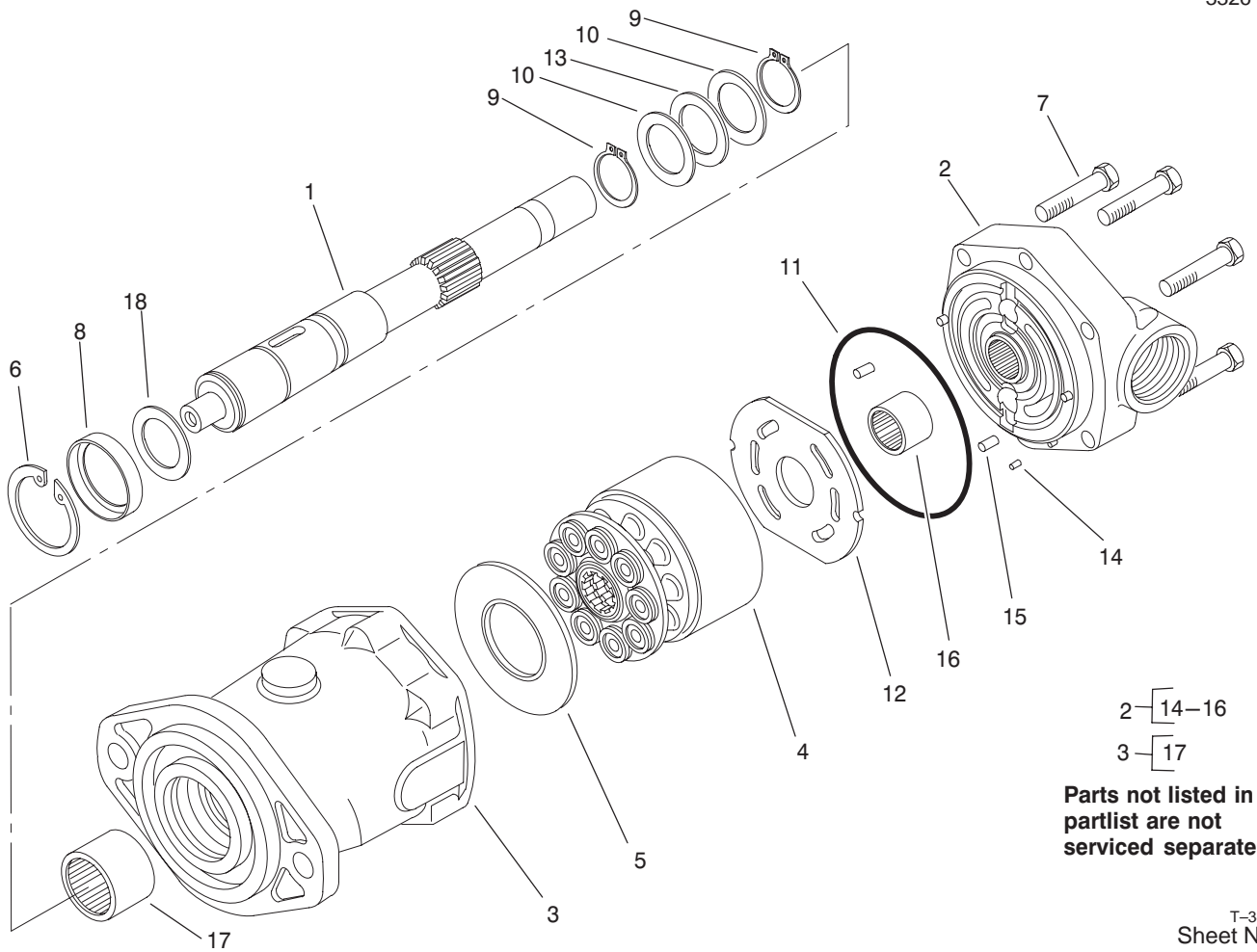
Sheet No.:3

Rear 4WD Axle and Tire Assembly

Ref. No.	Part No.	Qty.	Description
1	104-0764	1	Motor-Piston
2	340-142	2	Elbow-90°
2:1	237-58	1	O-Ring
2:2	237-81	1	O-Ring
3	340-2	1	Adapter-Straight, Hyd
3:1	237-22	1	O-Ring
3:2	237-42	1	O-Ring
4	325-7	2	Screw-HH
5	3256-26	2	Washer-Flat
6	237-166	1	O-Ring
7	32120-76	2	Ring-Snap, Ext
8	104-0755	1	Pinion
9	32120-15	2	Ring-Snap, Ext
10	100-3053	1	Gear
11	74-5700	1	Bearing-Needle, Roller
12	353-989	2	Plug-Hex, Hollow
12:1	237-42	1	O-Ring
13	32136-14	2	Nut-Hex Slotted
14	3272-12	2	Pin-Cotter
15	100-3796	1	Spacer-Ball Joint
16	92-5836	1	Washer-Axle
17	92-5833	2	Spacer-Ball Joint
18	105-0775	1	Cylinder
18:1	92-5838	1	ASM-Steering Joint-Ball

Ref. No.	Part No.	Qty.	Description
18:2	100-3795	1	Joint-Ball
18:3	32151-104	2	Ring-Retaining, Ext
18:4	302-5	1	Fitting-Grease
18:5	302-60	1	Fitting-Lube
★18:6		1	Cylinder-Steering
19	340-54	2	Elbow-45°
19:1	237-22	1	O-Ring
19:2	237-78	1	O-Ring
★20		2	Wheel & Tire ASM
20:1	94-5236	1	Tire-Off Road
20:2	100-2582	1	Rim
20:3	232-27	1	Stem-Valve
21	93-5268	10	Nut-Lug
25	3253-4	6	Washer-Lock
26	33114-020	6	Screw-HH

★ Not serviced

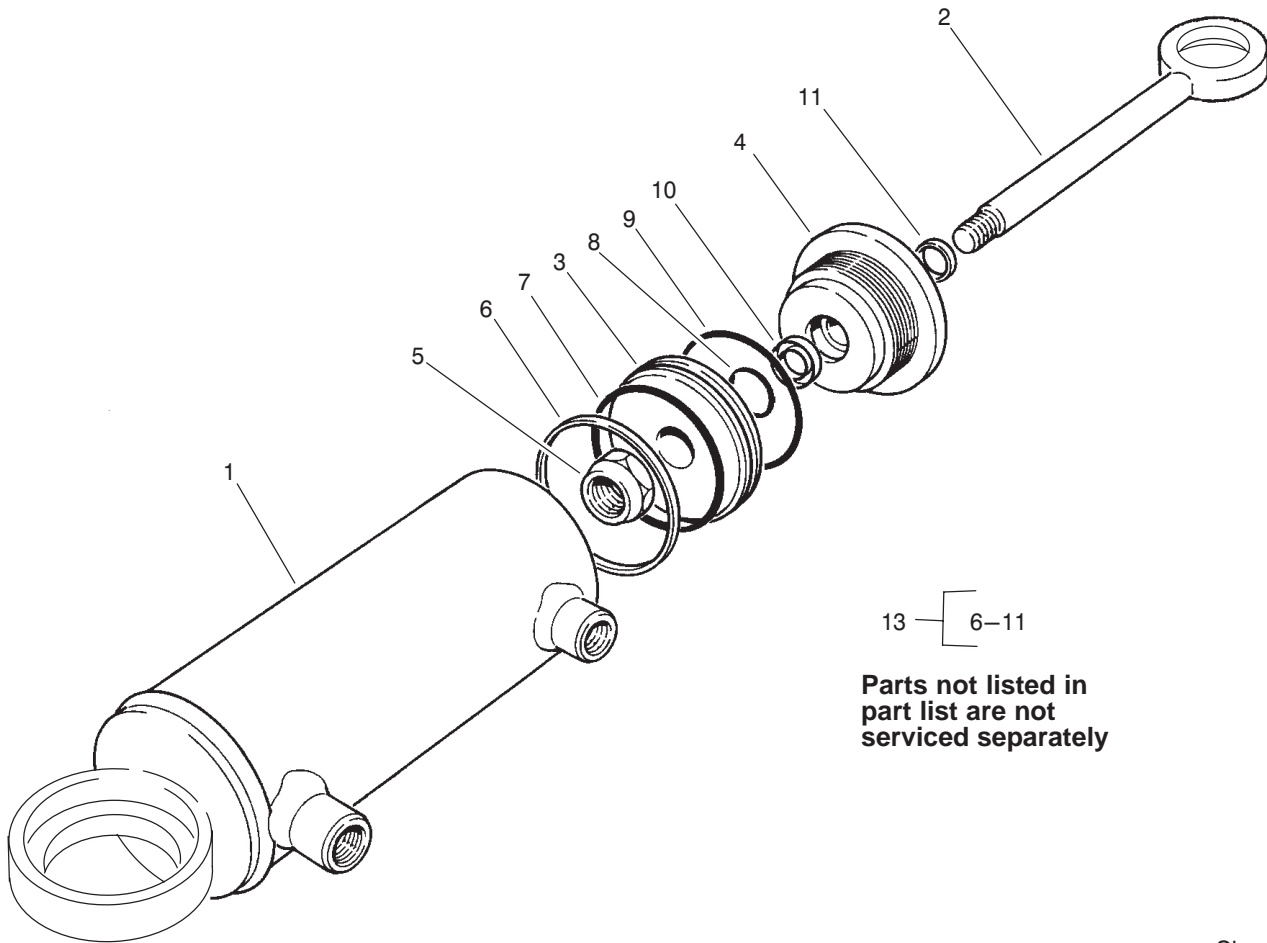


T-3496
Sheet No.:A2

Motor Assembly No. 104-0764

Ref. No.	Part No.	Qty.	Description
1	105-2853	1	Shaft-Drive
2	105-2854	1	Backplate ASM
3	105-2855	1	Housing ASM
4	76-6910	1	Rotating Kit ASM
5	76-6970	1	Insert-Cam Plate
6	76-7010	1	Ring-Retaining
7	94-3002	6	Capscrew
8	94-3008	1	Seal-Shaft
9	76-7000	2	Ring-Retaining
10	76-6950	2	Race-Thrust
11	76-6980	1	O-Ring
12	94-3003	1	Plate-Valve
13	76-6960	1	Bearing-Thrust
18	60-6240	1	Washer

Ref. No.	Part No.	Qty.	Description

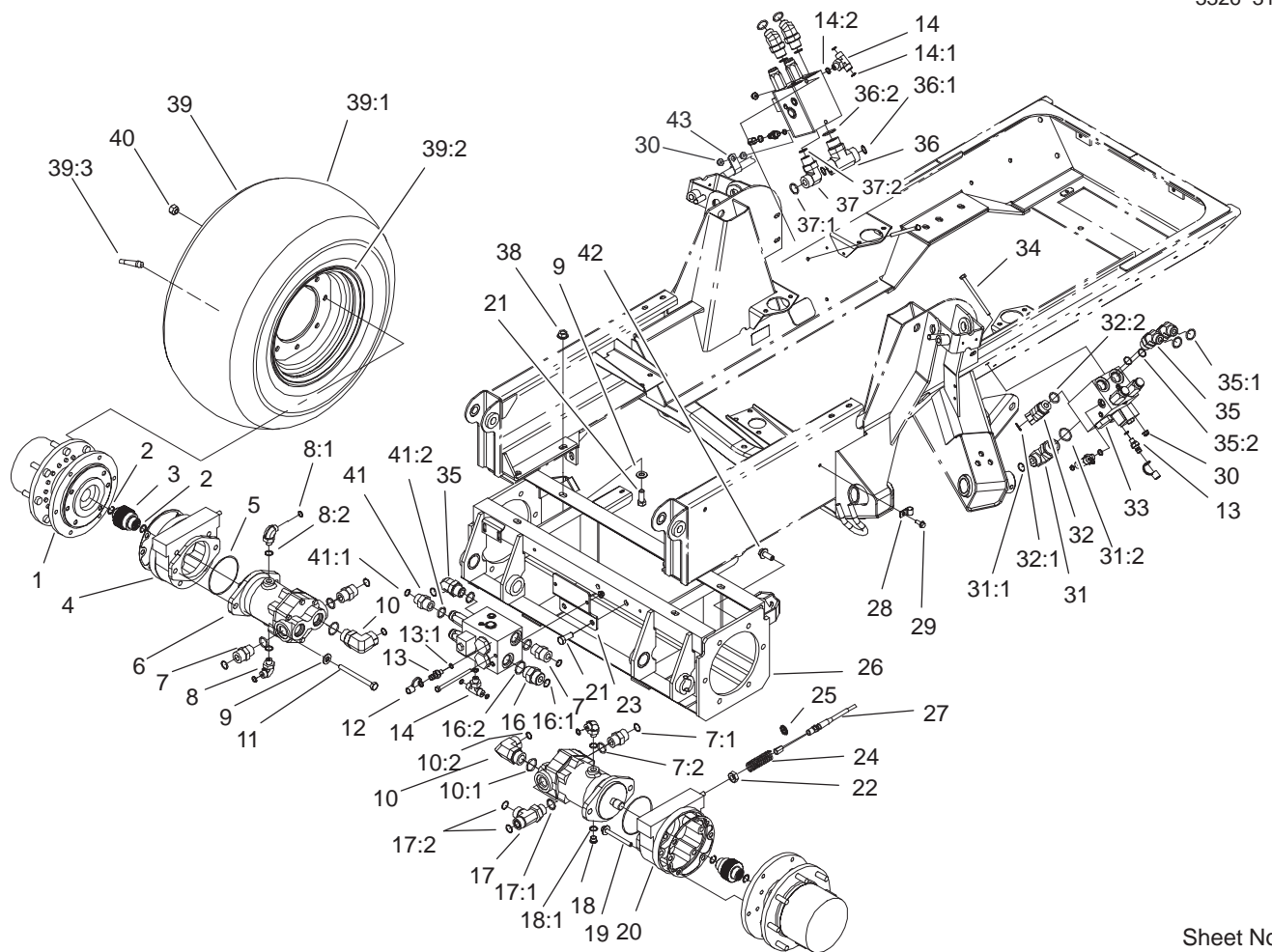


T-3527
Sheet No.:A3

Hydraulic Cylinder Assembly

Ref. No.	Part No.	Qty.	Description
5	66-1930	1	Locknut
13	92-6593	1	Kit-Packing, 4wd

Ref. No.	Part No.	Qty.	Description

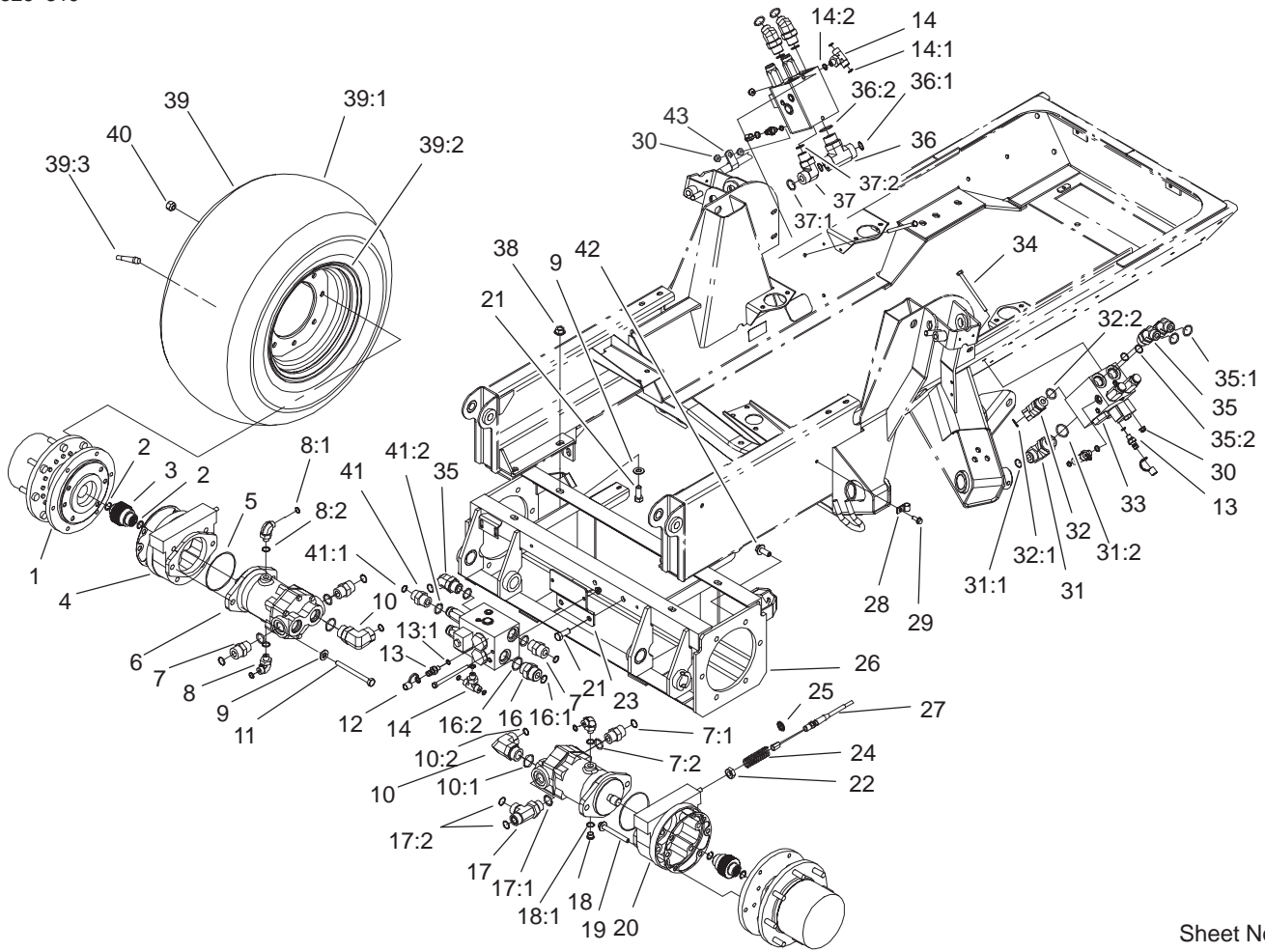


Sheet No.:4

Planetary, Brake and Tire Assembly

Ref. No.	Part No.	Qty.	Description
1	104-0722-03	2	Planetary ASM
2	93-7972	4	Ring-Retaining, Int.
3	100-3046	2	Shaft-Splined, Brake
4	100-3069	1	RH Brake ASM
5	237-166	2	O-Ring
6	100-3052	2	Motor-Piston
7	340-9	4	Fitting-Straight
7:1	237-58	1	O-Ring
7:2	237-81	1	O-Ring
8	340-99	3	Fitting-Hyd, 90°
8:1	237-30	1	O-Ring
8:2	237-42	1	O-Ring
9	3256-26	10	Washer-Flat
10	340-129	2	Elbow-90°
10:1	237-146	1	O-Ring
10:2	340-65	1	O-Ring
11	33116-120	4	Screw-HH
12	354-79	3	Cap-Fitting, Yellow
13	354-77	3	Fitting-Quick
13:1	237-78	1	O-Ring
14	340-94	3	Adapter
14:1	237-22	2	O-Ring
14:2	237-42	1	O-Ring
16	340-91	1	Adapter
16:1	237-58	1	O-Ring
16:2	237-146	1	O-Ring

Ref. No.	Part No.	Qty.	Description
17	340-148	1	Fitting
17:1	237-81	1	O-Ring
17:2	237-58	2	O-Ring
18	353-989	1	Plug-Hex, Hollow
18:1	237-42	1	O-Ring
19	33106-090	8	Screw-HHF
20	100-3070	1	LH Brake ASM
21	325-5	8	Screw-HH
22	3218-4	2	Nut-Jam
23	104-0746-03	1	Bracket-Manifold
24	94-3088	2	Spring-Compression Brake
25	94-3050	2	Plate-Spring
26	100-8080-03	1	Frame ASM, Bolt-In
27	99-5501	2	Brake Cable ASM
28	2412-93	2	R-Clamp
29	32144-11	2	Screw-TAP
30	104-8300	7	Nut-Flange, NI
31	340-15	1	Adapter
31:1	237-58	1	O-Ring
31:2	237-146	1	O-Ring
32	100-5530	1	Fitting-45°
32:1	237-58	1	O-Ring
32:2	237-81	1	O-Ring
33	100-3055	3	Manifold-PTO
34	322-38	6	Screw-HH



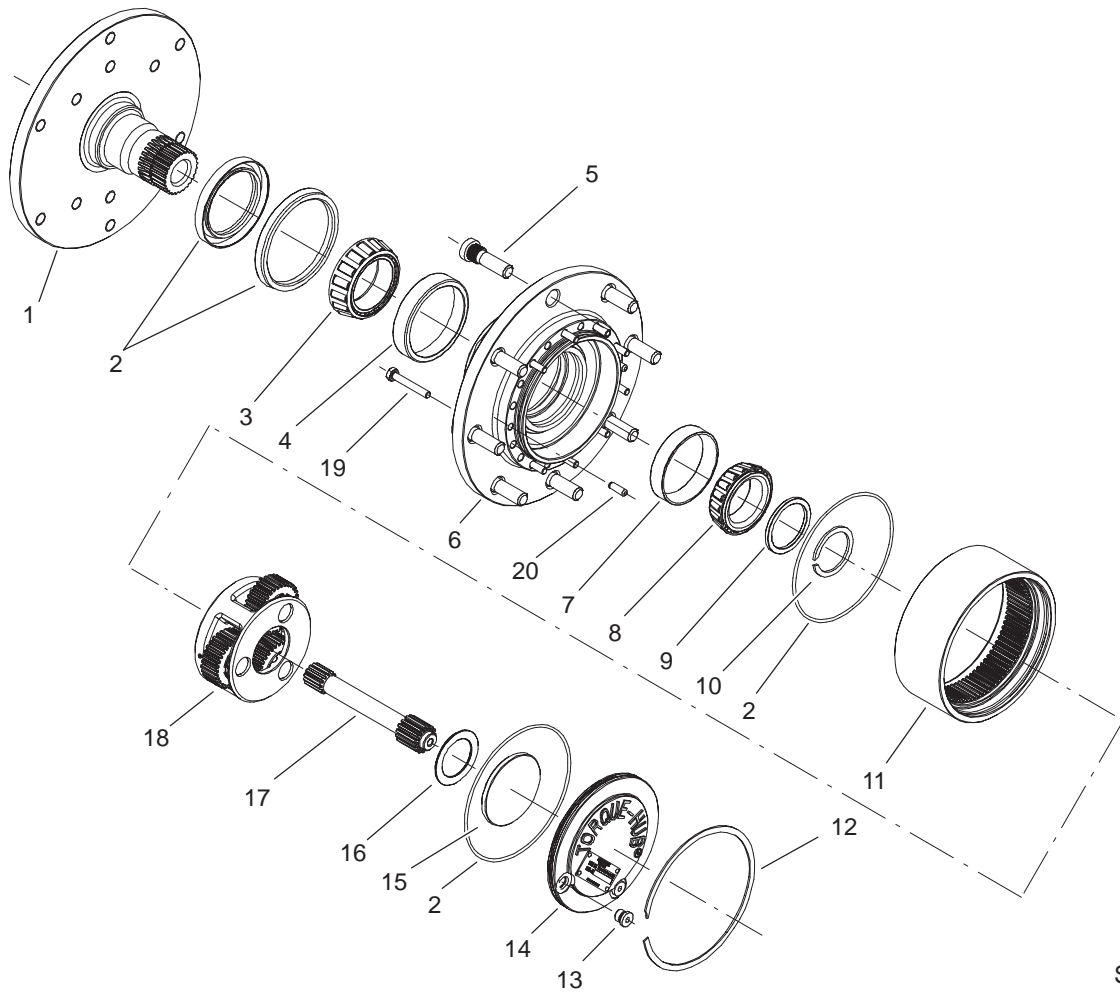
Sheet No.:4

Planetary, Brake and Tire Assembly (Continued)

Ref. No.	Part No.	Qty.	Description
35	340-156	5	Fitting-Hyd
35:1	237-65	1	O-Ring
35:2	237-81	1	O-Ring
36	104-7501	1	Fitting-Hyd
36:1	340-65	2	O-Ring
36:2	237-146	1	O-Ring
37	340-142	1	Elbow-90°
37:1	237-58	1	O-Ring
37:2	237-81	1	O-Ring
38	32128-23	8	Nut-HF
☆39		2	Tire & Wheel ASM
39:1	99-5434	1	Tire
39:2	99-5432	1	Rim
39:3	232-27	1	Stem-Valve
40	242-50	16	Nut-Lug
41	340-8	1	Adapter
41:1	237-65	1	O-Ring
41:2	237-81	1	O-Ring
42	33106-030	12	Screw-HHF
43	2412-81	1	Clamp

Ref. No.	Part No.	Qty.	Description
----------	----------	------	-------------

☆ Not serviced

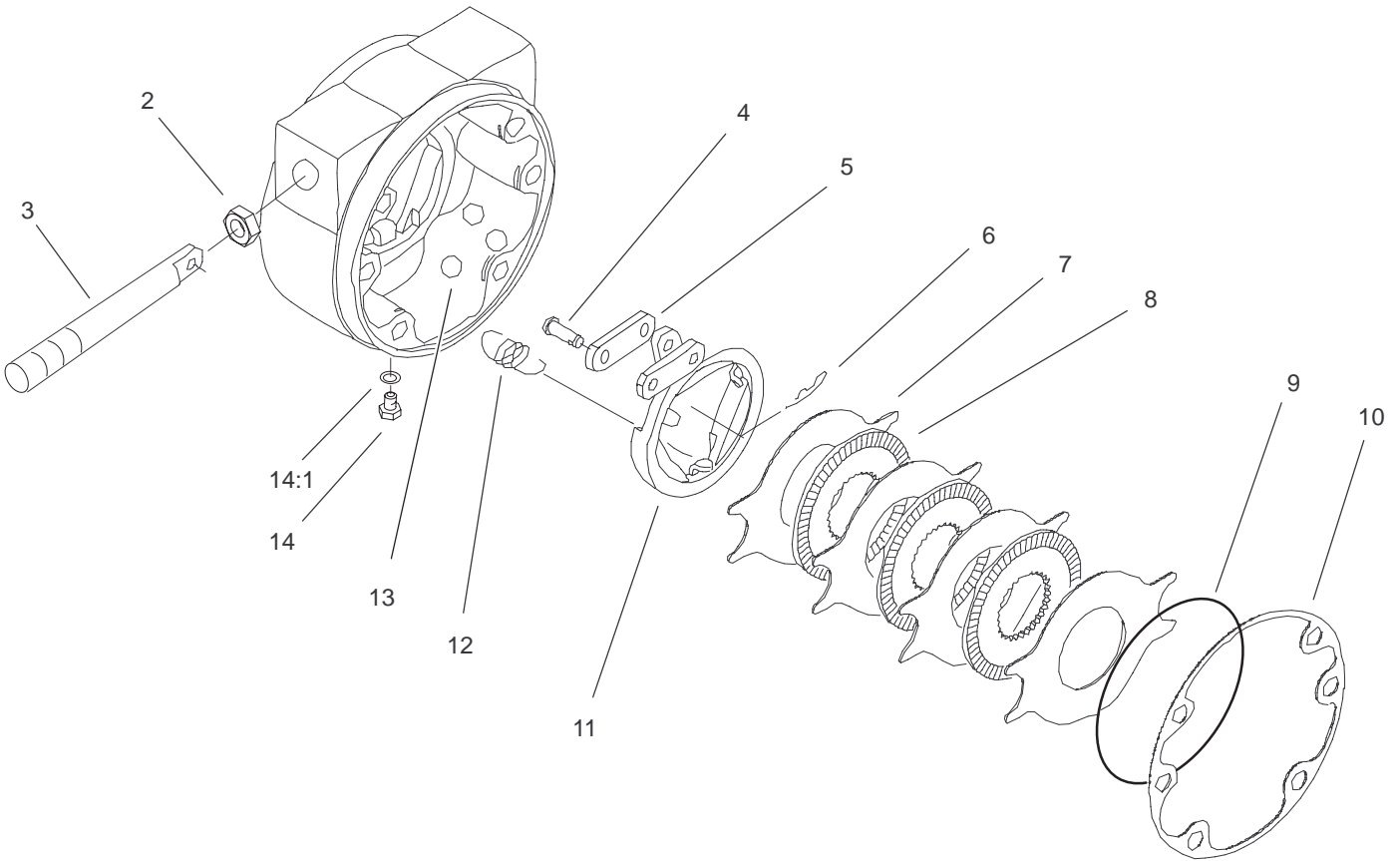


T-3758
Sheet No.:A4

Planetary Assembly No. 104-0722-03

Ref. No.	Part No.	Qty.	Description
1	93-7450	1	Spindle
2	93-7474	1	Seal Kit
3	93-7451	1	Cone-Bearing
4	93-7452	1	Cup-Bearing
5	93-7455	8	Stud-Wheel
6	93-7453	1	Housing
7	93-7470	1	Cup-Bearing
8	93-7469	1	Cone-Bearing
9	93-7468	1	Washer-Thrust
10	93-7467	1	Ring-Retaining, Ext
11	104-4285	1	Ring Gear
12	93-7462	1	Ring-Retaining, Int
13	93-7461	2	Plug-Pipe
14	93-7458	1	Plate-Cover
15	104-4287	1	Spacer-Input
16	104-4288	1	Washer-Thrust
17	104-4286	1	Shaft-Input
18	104-4289	1	Carrier ASM
19	93-7454	18	Bolt-Hex Hd
20	93-7466	2	Pin-Dowel

Ref. No.	Part No.	Qty.	Description

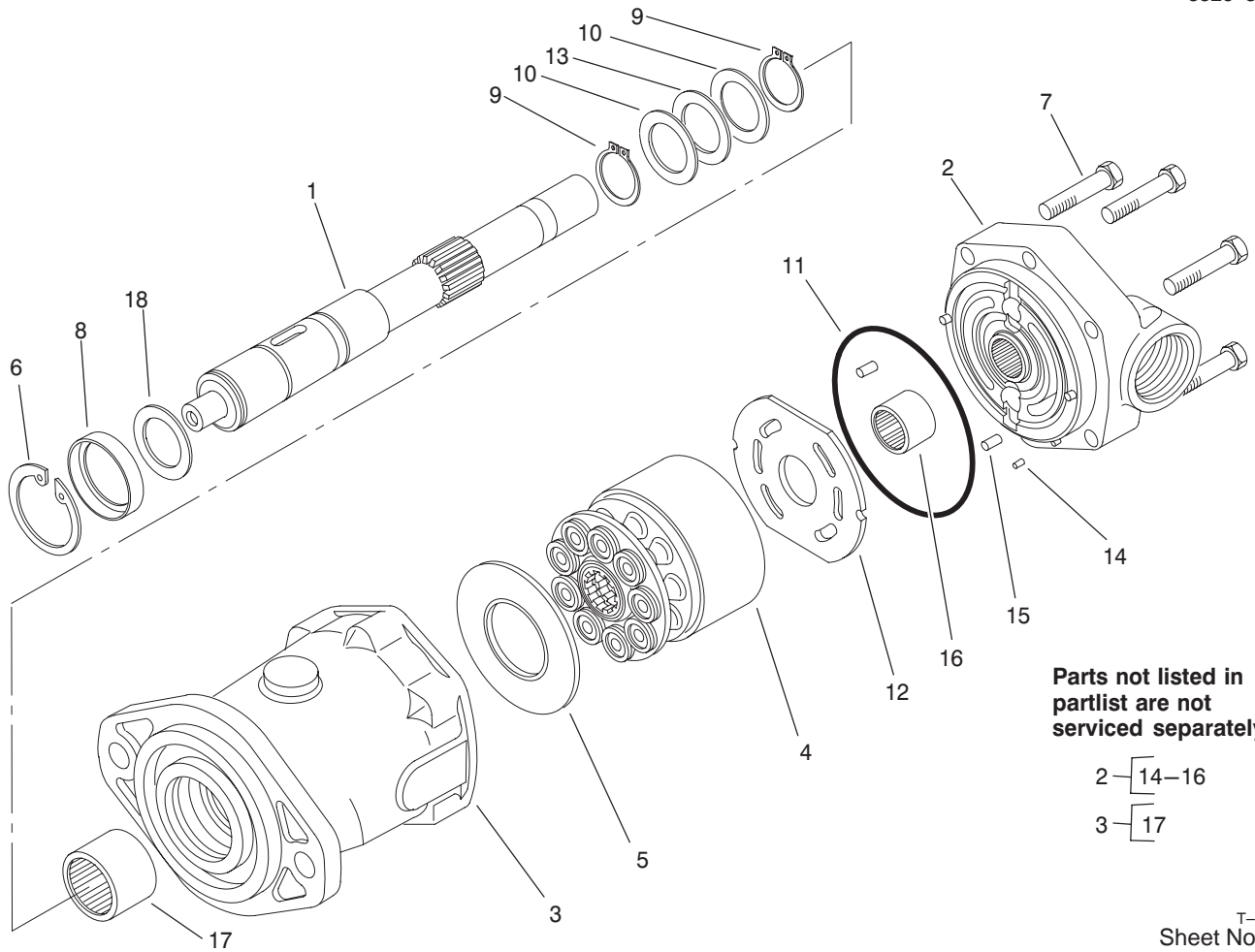


T-3759
Sheet No.:A5

RH Brake Assembly No. 100-3069

Ref. No.	Part No.	Qty.	Description
2	93-7977	1	Seal
3	93-7978	1	Rod-Pull
4	93-7983	2	Pin-Clevis
5	93-7980	2	Link
6	93-7979	2	Pin-Hitch
7	93-7986	4	Disc-Stationary
8	104-4278	3	Disc-Rotating
9	93-7976	1	Ring-Retaining
10	93-7984	1	Gasket
11	104-4280	1	Actuator-Rotating
12	93-7987	3	Spring-Extension
13	93-7985	3	Ball
14	353-990	2	Plug
14:1	237-78	1	O-Ring

Ref. No.	Part No.	Qty.	Description



Parts not listed in partlist are not serviced separately.

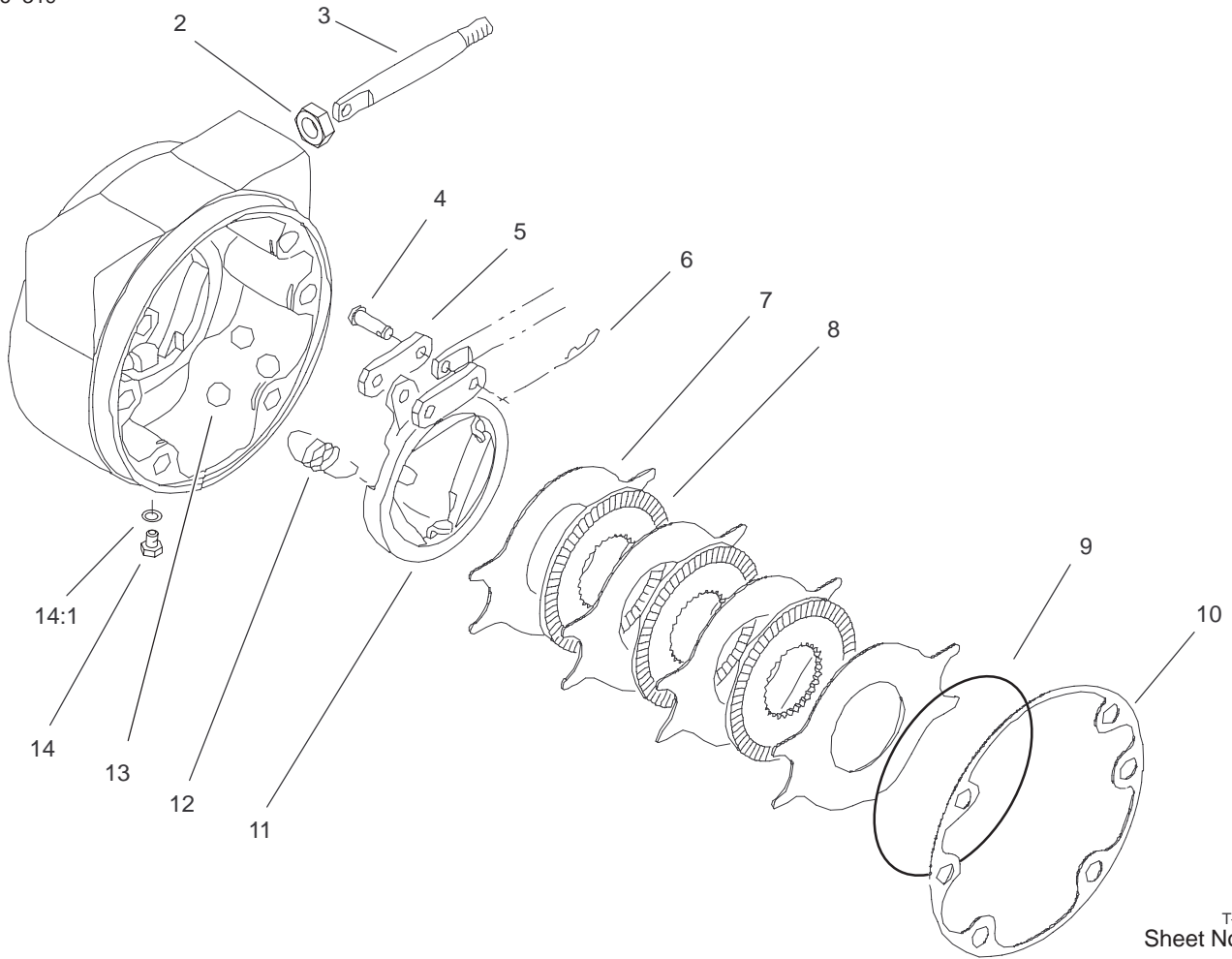
- 2-14-16
- 3-17

T-3496
Sheet No.:A6

Motor Assembly No. 100-3052

Ref. No.	Part No.	Qty.	Description
1	94-3004	1	Shaft-Drive, Splined
2	105-2851	1	Backplate ASM
3	105-2852	1	Housing ASM
4	76-6910	1	Rotating Kit ASM
5	76-6970	1	Insert-Cam Plate
6	60-6260	1	Ring
7	94-3002	6	Capscrew
8	94-3008	1	Seal-Shaft
9	76-7000	2	Ring-Retaining
10	60-6160	2	Race
11	76-6980	1	O-Ring
12	94-3003	1	Plate-Valve
13	76-6960	1	Bearing-Thrust
18	60-6240	1	Washer

Ref. No.	Part No.	Qty.	Description

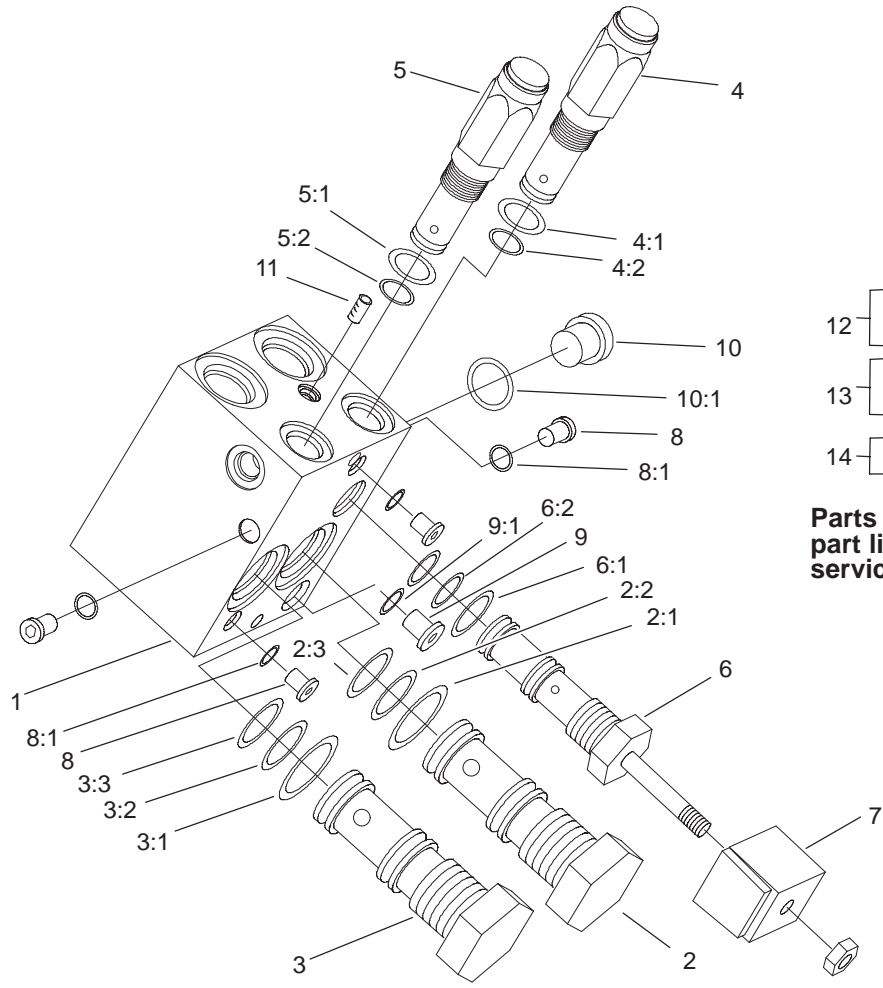


T-3760
Sheet No.:A7

LH Brake Assembly No. 100-3070

Ref. No.	Part No.	Qty.	Description
2	93-7977	1	Seal
3	93-7978	1	Rod-Pull
4	93-7983	2	Pin-Clevis
5	93-7980	2	Link
6	93-7979	2	Pin-Hitch
7	93-7986	4	Disc-Stationary
8	104-4278	3	Disc-Rotating
9	93-7976	1	Ring-Retaining
10	93-7984	1	Gasket
11	104-4279	1	Actuator-Rotating
12	93-7987	3	Spring-Extension
13	93-7985	3	Ball
14	353-990	2	Plug
14:1	237-78	1	O-Ring

Ref. No.	Part No.	Qty.	Description



- 12 [2:1 - 2:3 or
3:1 - 3:3]
- 13 [4:1 - 4:2 or
5:1 - 5:2]
- 14 [6:1 - 6:2]

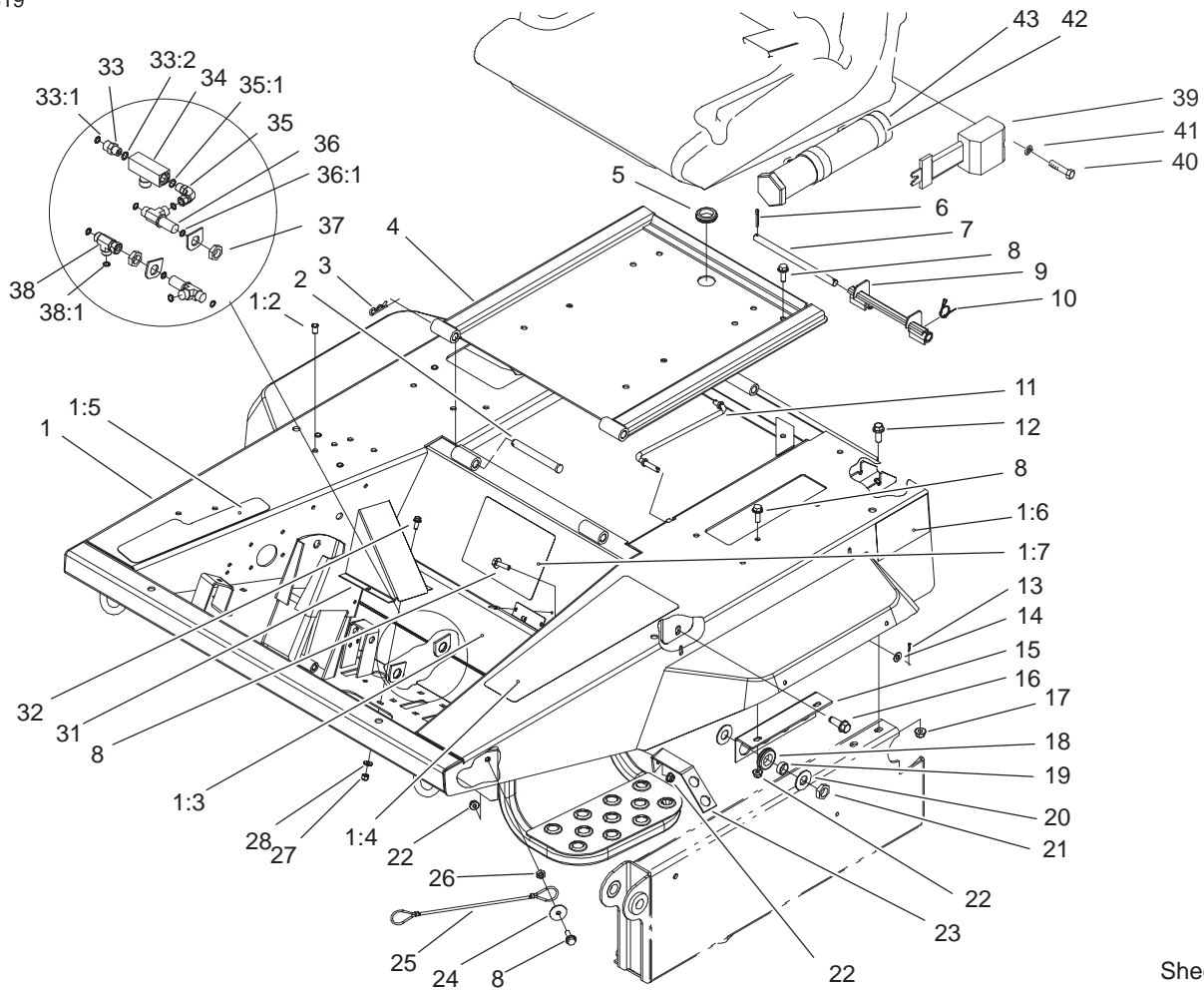
Parts not listed in part list are not serviced separately

T-3768
Sheet No.:A8

PTO Manifold Assembly No. 100-3055

Ref. No.	Part No.	Qty.	Description
2	104-4297	1	Cartridge-Spool Logic
3	104-4298	1	Cartridge-Spool Logic
4	95-5635	1	Valve-Relief
5	104-4273	1	Cartridge-Relief, Pilot
6	95-5638	1	Valve-Solenoid
6:1	95-5917	1	Seal Kit
7	92-3048	1	Coil ASM
8	353-991	5	Plug-Hex, Hollow
8:1	237-156	1	O-Ring
9	353-990	1	Plug
9:1	237-78	1	O-Ring
10	353-988	1	Plug-Hex, Hollow
10:1	237-79	1	O-Ring
11	104-4276	1	Plug-Orifice
12	95-5644	2	Seal Kit
13	95-5645	2	Seal Kit
14	95-5643	1	Seal Kit

Ref. No.	Part No.	Qty.	Description

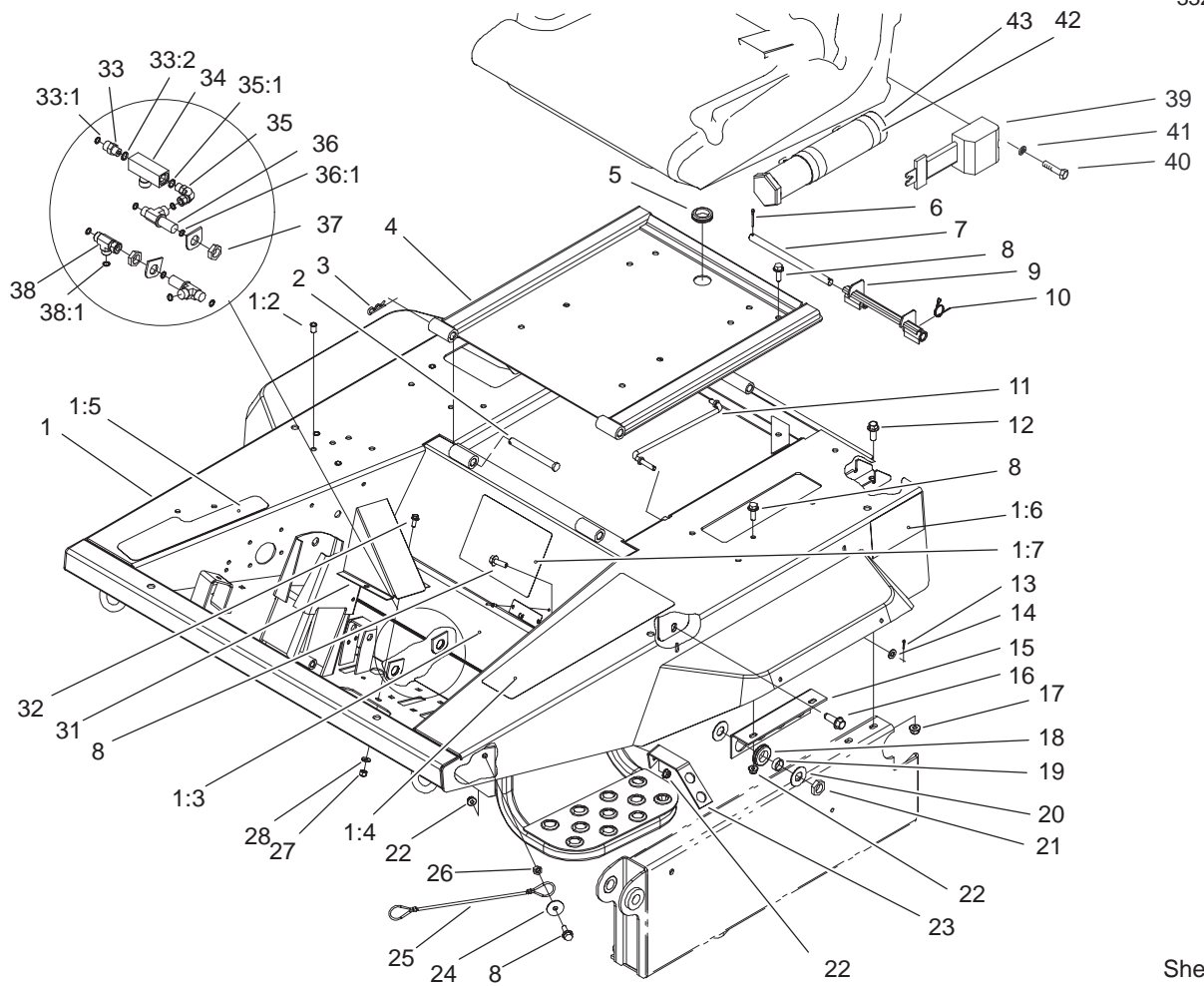


Sheet No.:5

Platform and Seat Base Assembly

Ref. No.	Part No.	Qty.	Description
1	100-3033	1	Platform ASM
1:2	32148-6	14	Nut-Insert
1:3	93-5349	2	Abrasive-Floor
1:4	93-5507	1	Abrasive-Platform
1:5	104-3599	1	Decal-Traction Pedal
1:6	94-8099	2	Decal - 4wd
1:7	94-6323	1	Decal-Operator
2	93-5343	2	Pin-Clevis
3	3290-355	2	Pin-Hair
4	100-3060-03	1	Seat Plate ASM
5	240-5	1	Grommet
6	3272-11	2	Pin-Cotter
7	93-5366	1	Shaft-Latch
8	3234-29	5	Screw-HHF E
9	93-5363	1	Latch ASM
10	93-5367	1	Spring-Torsion
11	93-5338	1	Rod-Prop
12	3234-42	2	Screw-HHF
13	3272-5	2	Pin-Cotter
14	3256-23	2	Washer-Flat
15	100-3149-03	1	Bracket-Bulkhead
16	32144-67	2	Screw
17	104-8301	2	Nut-Flange, NI
18	240-4	4	Grommet-Rubber
19	69-8970	4	Spacer

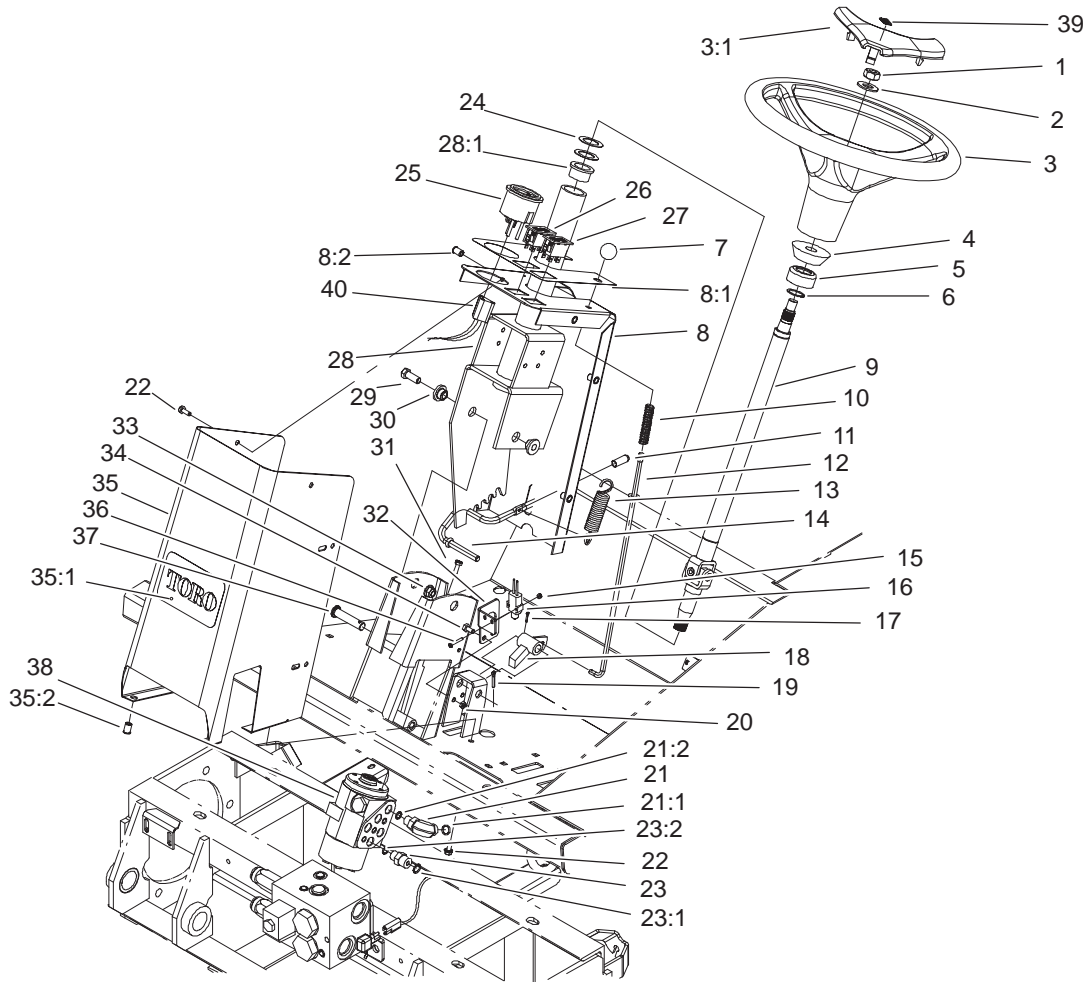
Ref. No.	Part No.	Qty.	Description
20	69-8940	8	Washer
21	340-70	4	Locknut-Bulkhead
22	104-8300	4	Nut-Flange, NI
23	100-5500-03	1	Support
24	3256-57	1	Washer-Flat
25	93-9595	1	Lanyard
26	3218-3	1	Nut-Jam
27	3296-42	2	Nut-Lock, NI
28	3256-22	2	Washer-Flat
31	100-3045-01	1	Cover-Tubes
32	3234-33	2	Screw-HHF
33	340-2	1	Adapter-Straight, Hyd
33:1	237-22	1	O-Ring
33:2	237-42	1	O-Ring
34	98-9742	1	Valve-Control, Flow
35	340-110	1	Elbow-Swivel, 90°
35:1	237-42	1	O-Ring
36	340-68	2	Fitting-Tee, Bulkhead
36:1	237-22	3	O-Ring
37	340-70	2	Locknut-Bulkhead
38	340-115	1	Fitting-Tee
38:1	237-22	2	O-Ring
39	100-4928	1	Belt-Seat
40	3212-4	2	Screw-HH
41	3253-6	2	Washer-Lock



Platform and Seat Base Assembly (Continued)

Ref. No.	Part No.	Qty.	Description
42	2412-133	2	R-Clamp
43	74-0720	1	Tube-Manual

Ref. No.	Part No.	Qty.	Description

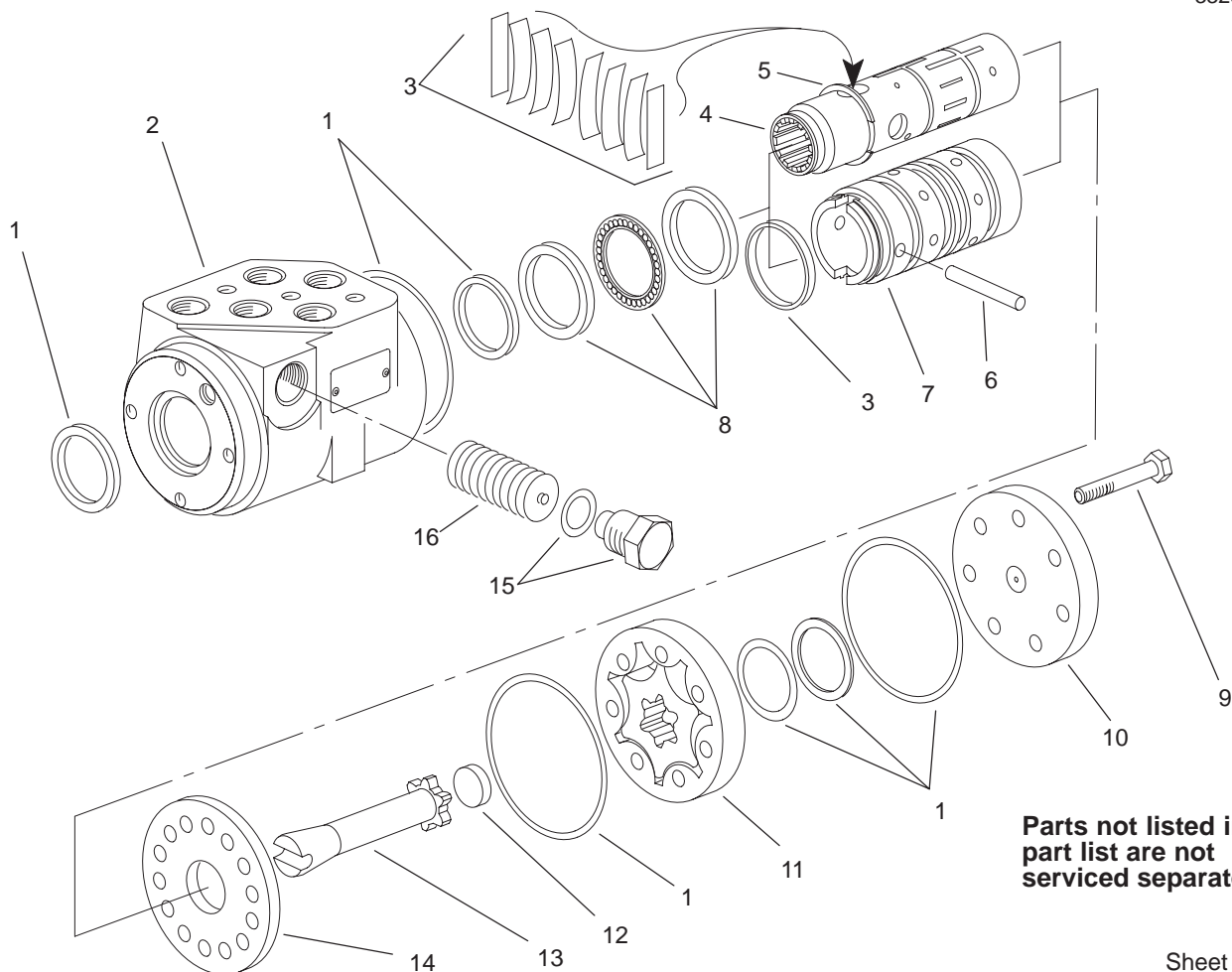


Sheet No.:6

Steering Tower Assembly

Ref. No.	Part No.	Qty.	Description
1	93-5590	1	Nut-Hex
2	3256-27	1	Washer-Flat
3	98-1471	1	Wheel-Steering
3:1	98-1468	1	Cover-Wheel, Steering
4	93-5429	1	Collar-Foam
5	93-5439	1	Seal-Steering
6	32151-29	2	Ring-Snap, External
7	93-5312	1	Knob
8	104-2274	1	Tower-Cover ASM
8:1	104-2277	1	Decal-Tower
8:2	32148-6	6	Nut-Insert
9	93-5428	1	Steering Shaft ASM
10	71-8310	1	Spring-Compression
11	93-5446	1	Cap-Vinyl
12	104-8308	1	Rod ASM
13	93-5985	1	Spring-Extension
14	93-5989	1	Rod-Tilt
15	3296-9	2	Nut-Lock NI
16	99-3410	1	Switch
17	3272-5	1	Pin-Cotter
18	93-5276-03	1	Brake Pawl ASM
19	3272-10	1	Pin-Cotter
20	3296-42	2	Nut-Lock, NI
21	340-77	1	Fitting-Hyd, 90°
21:1	237-22	1	O-Ring

Ref. No.	Part No.	Qty.	Description
21:2	237-42	1	O-Ring
22	3234-33	10	Screw-HHF
23	340-2	4	Adapter-Straight, Hyd
23:1	237-22	1	O-Ring
23:2	237-42	1	O-Ring
24	256-260	4	Washer-Thrust
25	98-9308	1	Gauge-Temperature
26	100-8070	1	Lamp-Warning
27	100-8071	1	Lamp-Warning
28	104-8332	1	Steering Column ASM
28:1	256-132	2	Bushing-Flange
29	323-6	2	Screw-HH
30	93-5988	2	Hub-Pivot
31	33103-016	4	Screw-HHF
32	104-0128	1	Bracket-Switch
33	104-8301	2	Nut-Flange, NI
34	321-3	2	Screw-HH
35	100-3038	1	Steering Tower ASM
35:1	67-1300	1	Decal-Toro
35:2	32148-6	4	Nut-Insert
36	3250-35	2	Screw-PPH
37	283-5	1	Pin-Clevis
38	104-2213	1	Valve-Steering
39	98-1459	1	Decal-Toro
40	100-5554	1	Harness-Wire, Front
40:1	100-4918	1	Diode

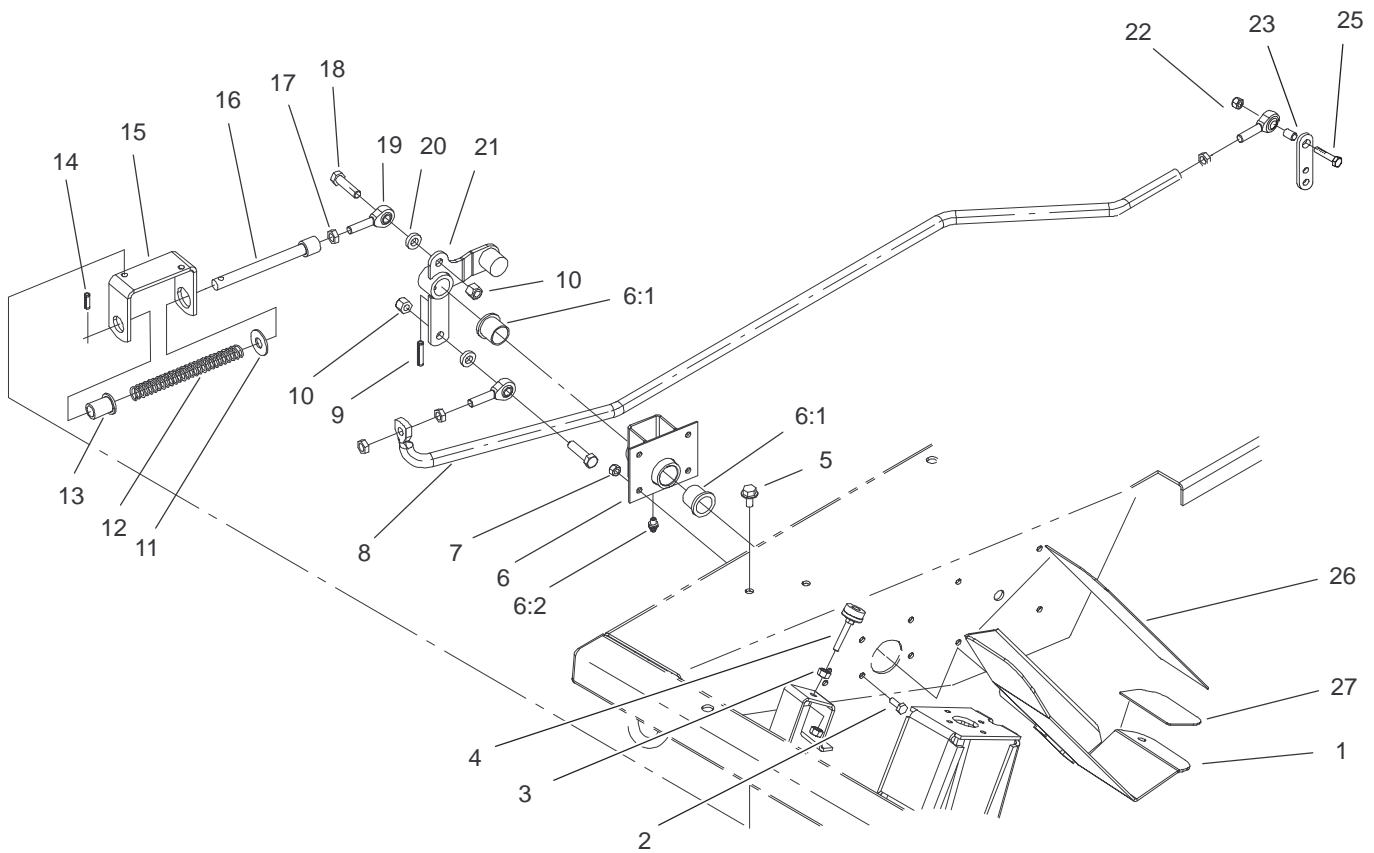


T-3795
Sheet No.:A9

Steering Valve Assembly No. 104-2213

Ref. No.	Part No.	Qty.	Description
1	94-4099	1	Kit-Seal
3	94-4095	1	Kit-Spring, Centering
5	94-4098	1	Ring-Retaining
6	94-4094	1	Pin
8	94-4096	1	Kit-Bearing
9	94-4088	7	Screw-Cap
10	94-4089	1	Cap-End
11	94-4090	1	Gerotor
12	94-4091	1	Spacer
13	94-4093	1	Drive
14	94-4092	1	Plate-Wear
15	99-5511	1	Plug ASM
16	99-5500	1	Valve-Relief

Ref. No.	Part No.	Qty.	Description

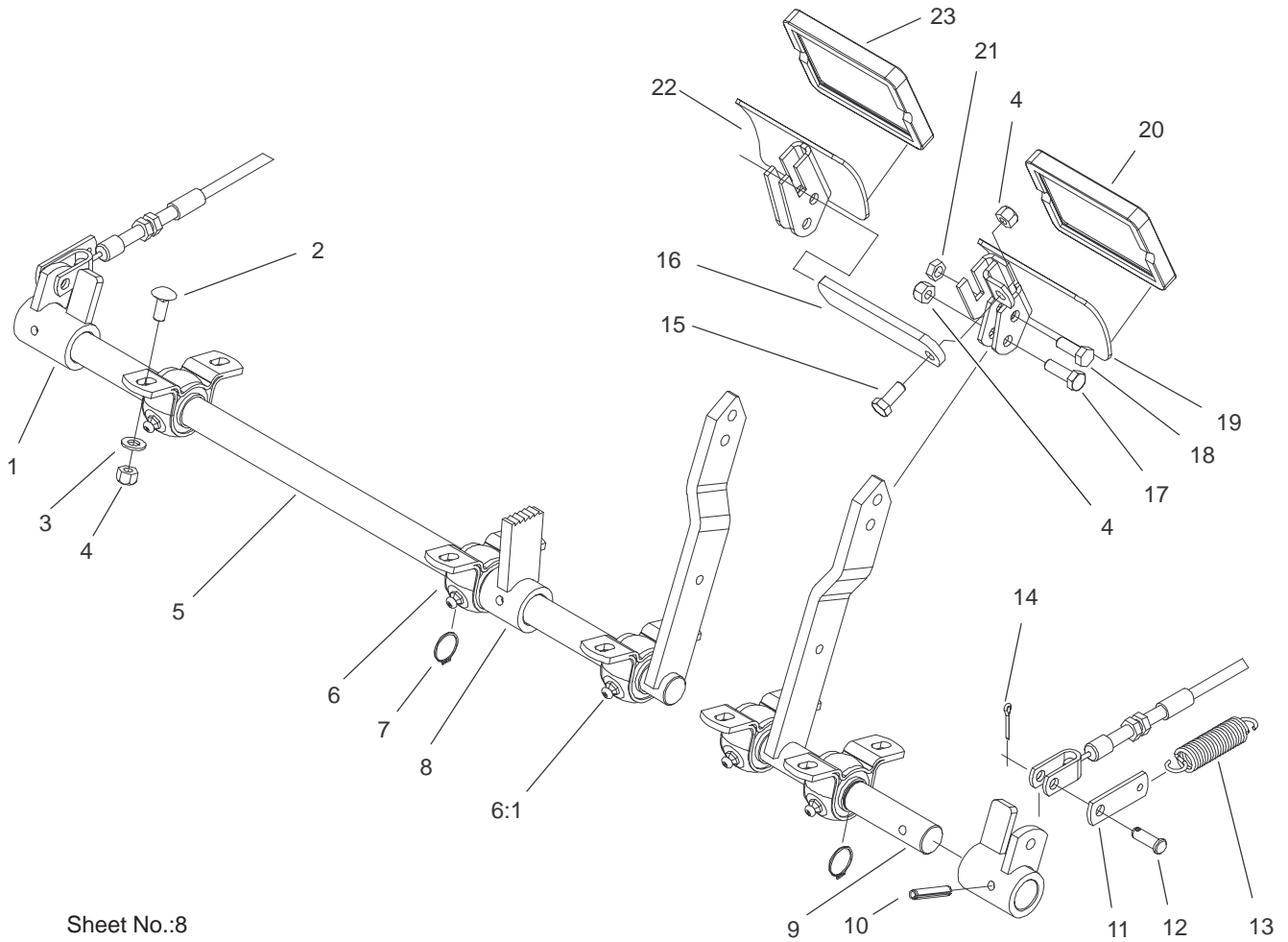


Sheet No.:7

Traction Pedal and Linkage Assembly

Ref. No.	Part No.	Qty.	Description
1	93-5133-01	1	Traction Pedal ASM
2	321-4	4	Screw-HH
3	3217-6	2	Nut-Hex
4	32141-36	1	Screw-Adjust, Level
5	32144-14	2	Screw-HWH
6	104-3565	1	Pedal Bracket ASM
6:1	256-10	2	Bushing-Flange
6:2	302-5	1	Fitting-Grease
7	3296-42	4	Nut-Lock, NI
8	100-3136-03	1	Rod-Traction
9	32121-9	1	Pin-Spring
10	3296-39	2	Nut-Lock, NI
11	3256-5	1	Washer-Flat
12	60-5700	1	Spring
13	92-7610	1	Retainer-Spring
14	32121-11	1	Pin-Roll
15	100-3137-03	1	Bracket-Spring
16	92-7609	1	Shaft-Spring
17	3220-3	4	Nut-Jam
18	323-8	2	Screw-HH
19	2411-36	3	Bearing-End, Rod
20	80-7730	2	Spacer
21	100-3138	1	Lever-Traction
22	3296-42	1	Nut-Lock, NI
23	104-7517	1	Spacer
25	321-9	1	Screw-HH

Ref. No.	Part No.	Qty.	Description
26	93-5347	1	Abrasive-Pedal
27	93-5368	1	Abrasive-Pedal

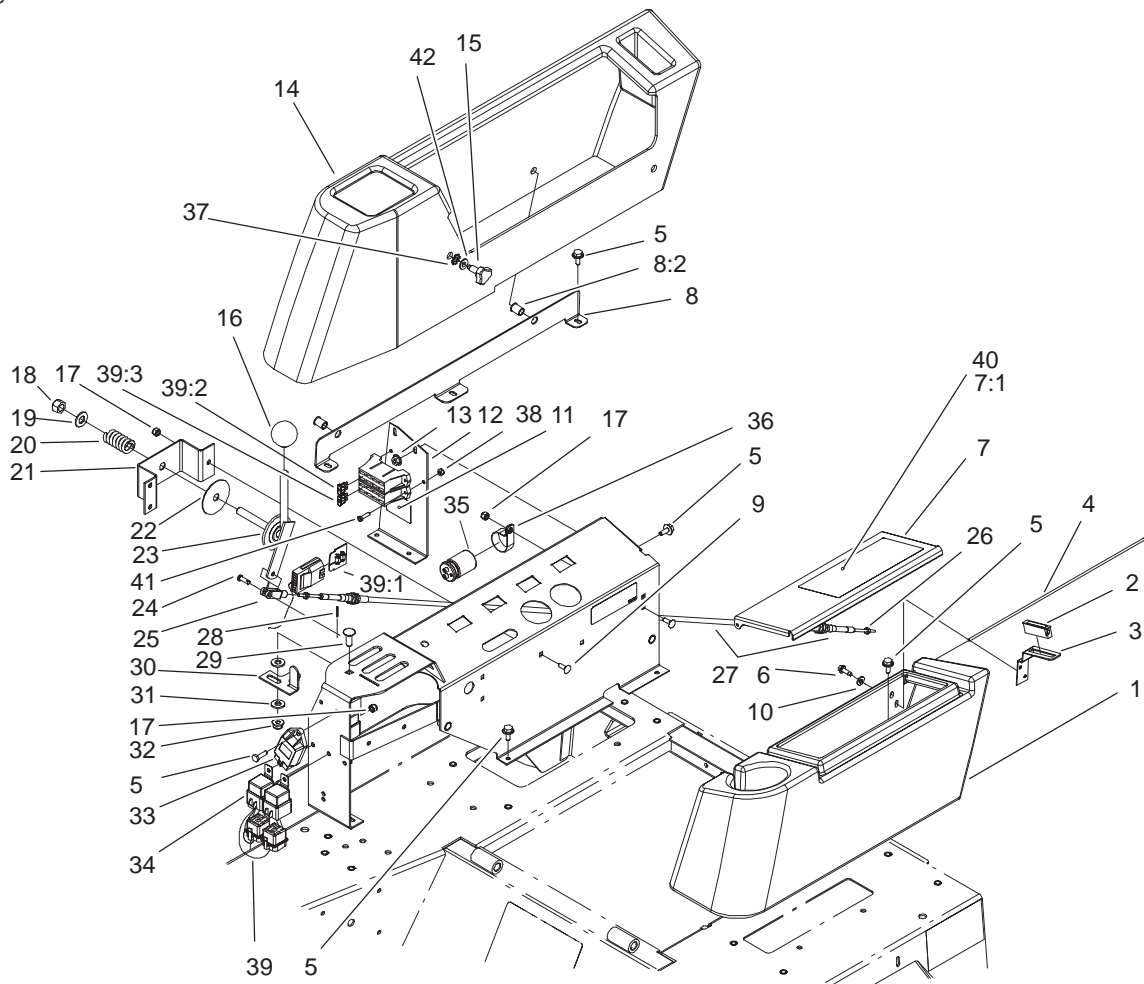


Sheet No.:8

Brake Pedal and Linkage Assembly

Ref. No.	Part No.	Qty.	Description
1	100-3002-03	2	Brake Lever ASM
2	3230-20	10	Screw-CARR
3	3256-23	10	Washer-Flat
4	3296-29	14	Nut-Lock
5	100-3000-03	1	Brake Arm ASM-RH
6	93-4849	5	Bearing-Pillow Block
6:1	302-5	1	Fitting-Grease
7	32151-83	3	Ring-Snap
8	93-5475-03	1	Brake Latch ASM
9	100-2997-03	1	LH Brake Arm ASM
10	32121-15	3	Pin-Roll
11	100-5540	2	Strap-Brake
12	283-61	2	Pin-Yoke
13	93-5262	2	Spring-Extension
14	3272-6	2	Pin-Cotter
15	322-3	1	Screw-HH
16	93-5568	1	Arm-Lock
17	322-5	3	Screw-HH
18	322-4	1	Screw-HH
19	93-5455-03	1	LH Pedal ASM
20	27-7570	1	Pad-Left Turn
21	3218-2	1	Nut-Jam
22	93-5456-03	1	RH Pedal ASM
23	27-7580	1	Pad-Right Turn

Ref. No.	Part No.	Qty.	Description

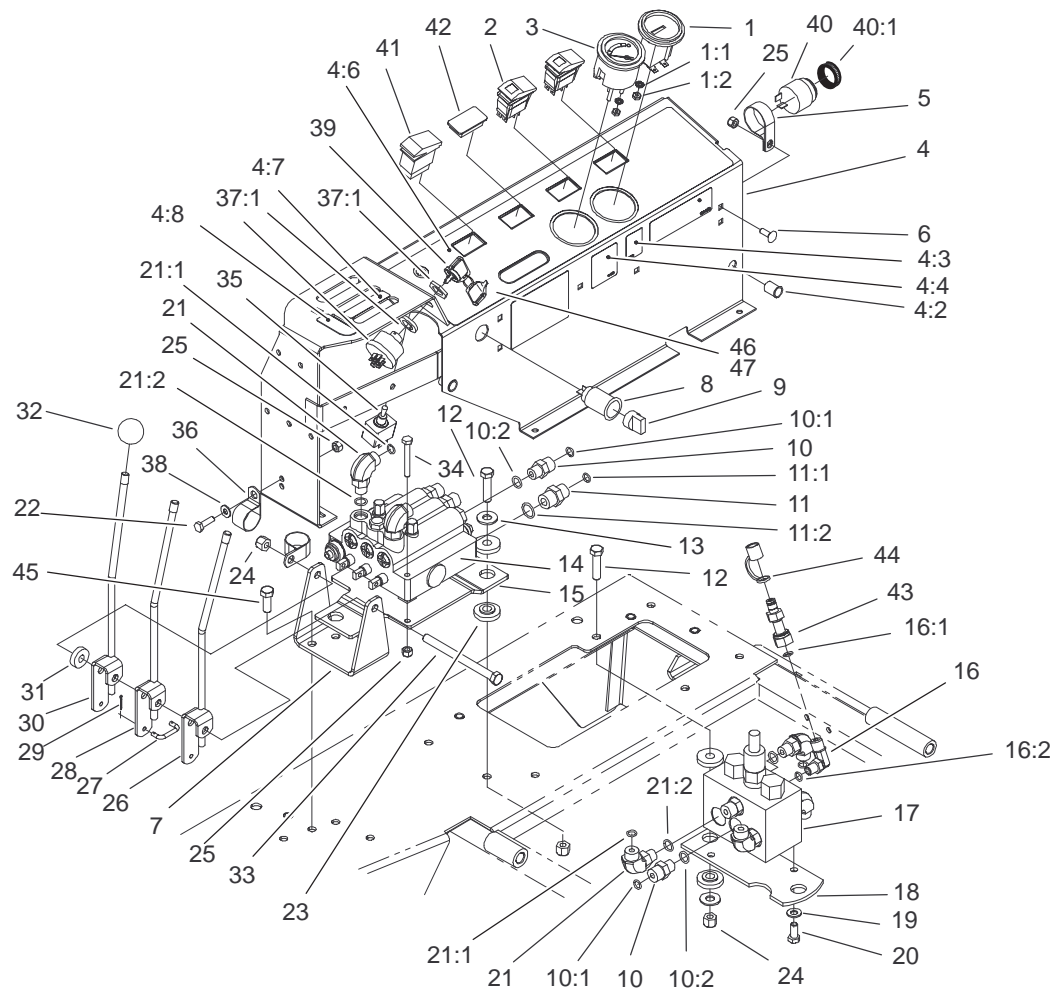


Sheet No.:9

Control Console and Tool Box Assembly

Ref. No.	Part No.	Qty.	Description
1	104-7515	1	Housing-Tool Box
2	58-4250	1	Catch-Magnetic
3	104-7545	1	Bracket-Latch
4	104-7548	1	Rod-Hinge
5	3234-4	19	Screw-HHF
6	32104-95	2	Screw-HWH
7	104-8321	1	Tool Box Cover ASM
7:1	93-5622	1	Decal-Warning
8	105-0780	1	Console Support ASM
8:2	32148-9	2	Nut-Insert
9	3229-1	5	Screw-CARR
10	3256-22	2	Washer-Flat
11	104-8323	1	Decal-Fuses
12	105-0785-03	1	Support-Control Panel
13	32128-33	2	Nut-HF
14	104-7514	1	Housing-Console
15	95-9648	4	Knob
16	233-48	1	Knob
17	3296-42	9	Nut-Lock, NI
18	3296-23	1	Nut-Lock, NI
19	3256-26	1	Washer-Flat
20	3-8596	1	Spring-Compression
21	104-7539-03	1	Bracket-Pivot
22	3-2858	1	Disc-Friction
23	104-7538	1	Throttle Lever ASM
24	283-67	2	Pin-Clevis

Ref. No.	Part No.	Qty.	Description
25	282-28	2	Clevis-Adjustable
26	3219-14	2	Nut-Hex
27	104-7547	1	Cable-Throttle
28	3272-1	2	Pin-Cotter
29	3231-22	1	Screw-CARR
30	104-7543	1	Stop-Lift Lever
31	66-2920	2	Washer-Friction
32	104-8301	1	Nut-Flange, NI
33	98-7611	1	Controller-Glow
34	70-1480	6	Relay
35	37-2690	2	Capacitor
35:1	3252-18	2	Screw
35:2	3254-1	2	Washer-Lock, Internal
36	2412-74	2	R-Clamp
37	32151-72	4	Ring-Retaining
38	3296-2	2	Nut-Lock
39	100-5555	1	Harness-Wire, Console
39:1	218-573	1	Fuse-5 Amp
39:2	218-578	4	Fuse-10 Amp
39:3	92-3188	1	Diode-Board, Circuit
40	93-5620	1	Decal-Warning
41	32105-13	2	Screw-Shh
42	3256-3	4	Washer-Flat

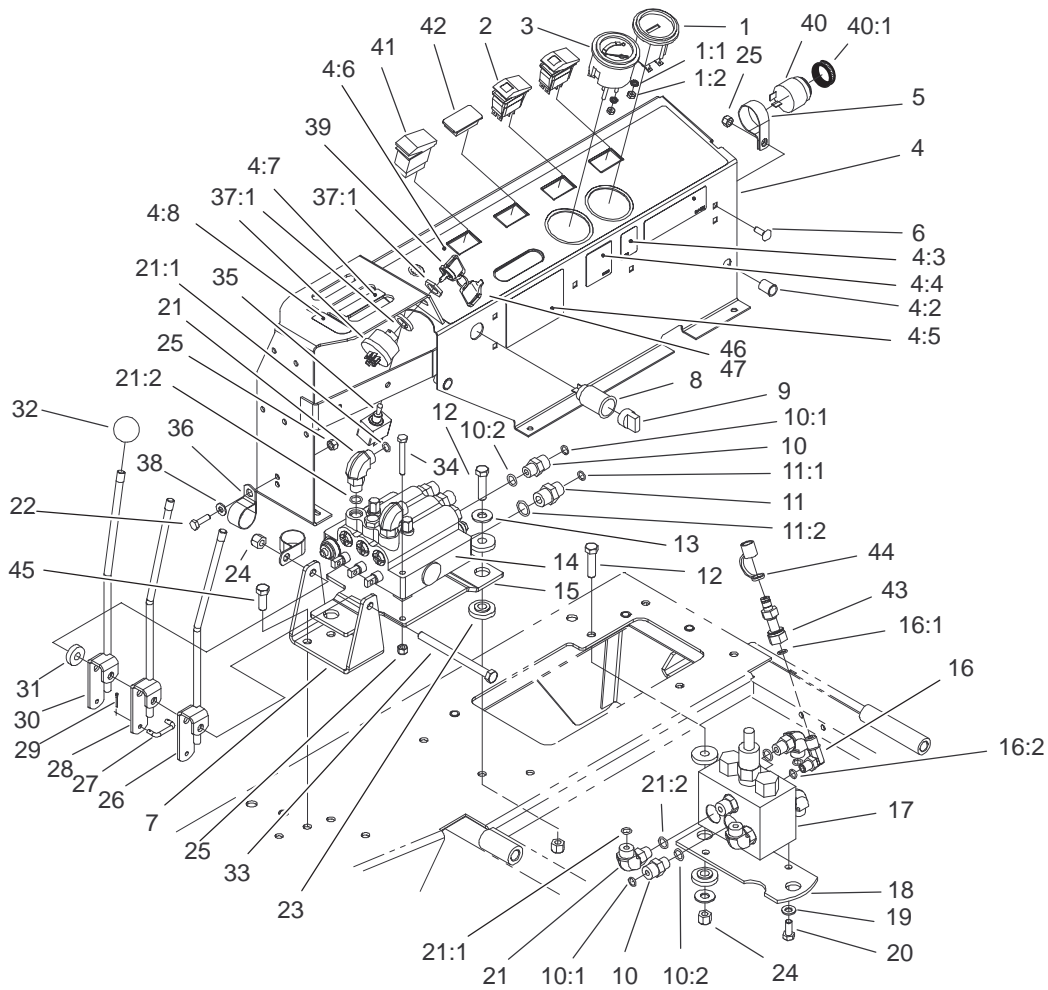


Sheet No.:10

Control Console Assembly

Ref. No.	Part No.	Qty.	Description
1	66-2950	1	Gauge-Hourmeter
1:1	3255-20	2	Washer-Lock
1:2	3217-25	2	Nut-Hex
2	100-8072	2	Switch
3	98-9339	1	Gauge-Fuel
4	105-0779	1	Control Panel ASM
4:2	32148-9	2	Nut-Insert
4:3	93-7252	1	Decal-International
4:4	63-9920	1	Decal-Level, Noise
4:6	105-0781	1	Decal-Control Panel
4:7	104-8324	1	Decal-Lift
4:8	104-8325	1	Decal-Lock
5	2412-74	1	R-Clamp
6	3229-1	1	Screw-CARR
7	105-0788-03	1	Bracket-Pivot
8	99-7411	1	Point-Power
9	99-7416	1	Cap
10	340-2	5	Adapter-Straight, Hyd
10:1	237-22	1	O-Ring
10:2	237-42	1	O-Ring
11	340-3	2	Adapter
11:1	237-22	1	O-Ring
11:2	237-79	1	O-Ring
12	323-8	5	Screw-HH
13	3256-4	5	Washer-Flat
14	69-1780	1	Control Valve ASM

Ref. No.	Part No.	Qty.	Description
15	105-0789-03	1	Bracket-Valve
16	340-97	1	Fitting-Hyd, 90°
16:1	237-22	1	O-Ring
16:2	237-78	1	O-Ring
17	104-0788	1	ASM-Valve
18	104-2231-03	1	Plate-Valve
19	3256-23	2	Washer-Flat
20	322-3	2	Screw-HH
21	340-77	6	Fitting-Hyd, 90°
21:1	237-22	1	O-Ring
21:2	237-42	1	O-Ring
22	321-5	1	Screw-HH
23	240-11	10	Grommet-Mount, Tank
24	3296-39	8	Nut-Lock, NI
25	3296-42	4	Nut-Lock, NI
26	100-3123	1	LH Lever ASM
27	69-9140	3	Link-Levers, Valve
28	100-3122	1	Center Lever ASM
29	3272-1	6	Pin-Cotter
30	100-3121	1	RH Lever ASM, Welded
31	62-6660	1	Spacer
32	233-42	3	Knob
33	323-38	1	Screw-HH
34	321-11	2	Screw-HH

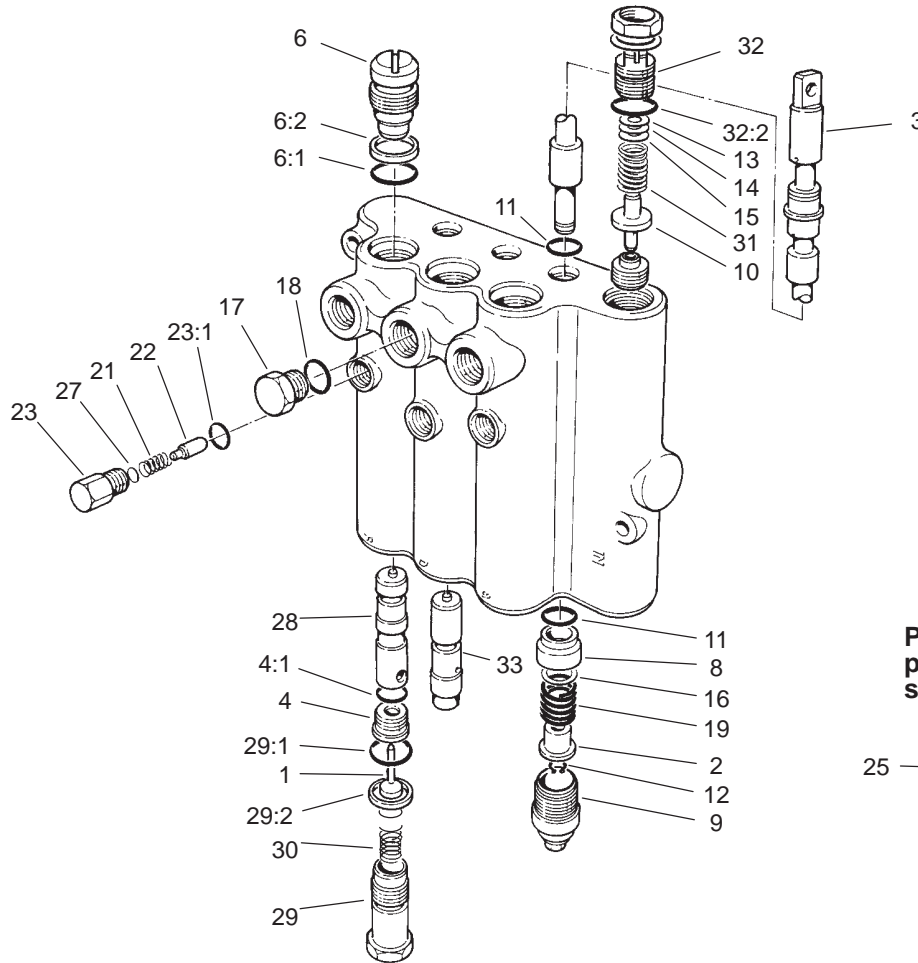


Sheet No.:10

Control Console Assembly (Continued)

Ref. No.	Part No.	Qty.	Description
35	93-5270	1	Switch-PTO
36	2412-126	2	R-Clamp
37	88-9830	1	Switch-Ignition
37:1	3254-5	1	Washer-Lock, Internal
37:2	218-461	1	Nut-HH
38	3256-22	1	Washer-Flat
39	63-8360	1	Key-Ignition
40	80-9330	1	Alarm-Audio
40:1	104-5107	1	Nut-Plastic, Knurled
41	95-8999	1	Switch
42	99-7420	1	Plug-Hole
43	86-5480	1	Nipple-Test
44	354-79	1	Cap-Fitting, Yellow
45	323-6	2	Screw-HH
46	99-8970	1	Latch-Key, Hood
47	98-9321	1	Ring-Key

Ref. No.	Part No.	Qty.	Description



Parts not listed in part list are not serviced separately

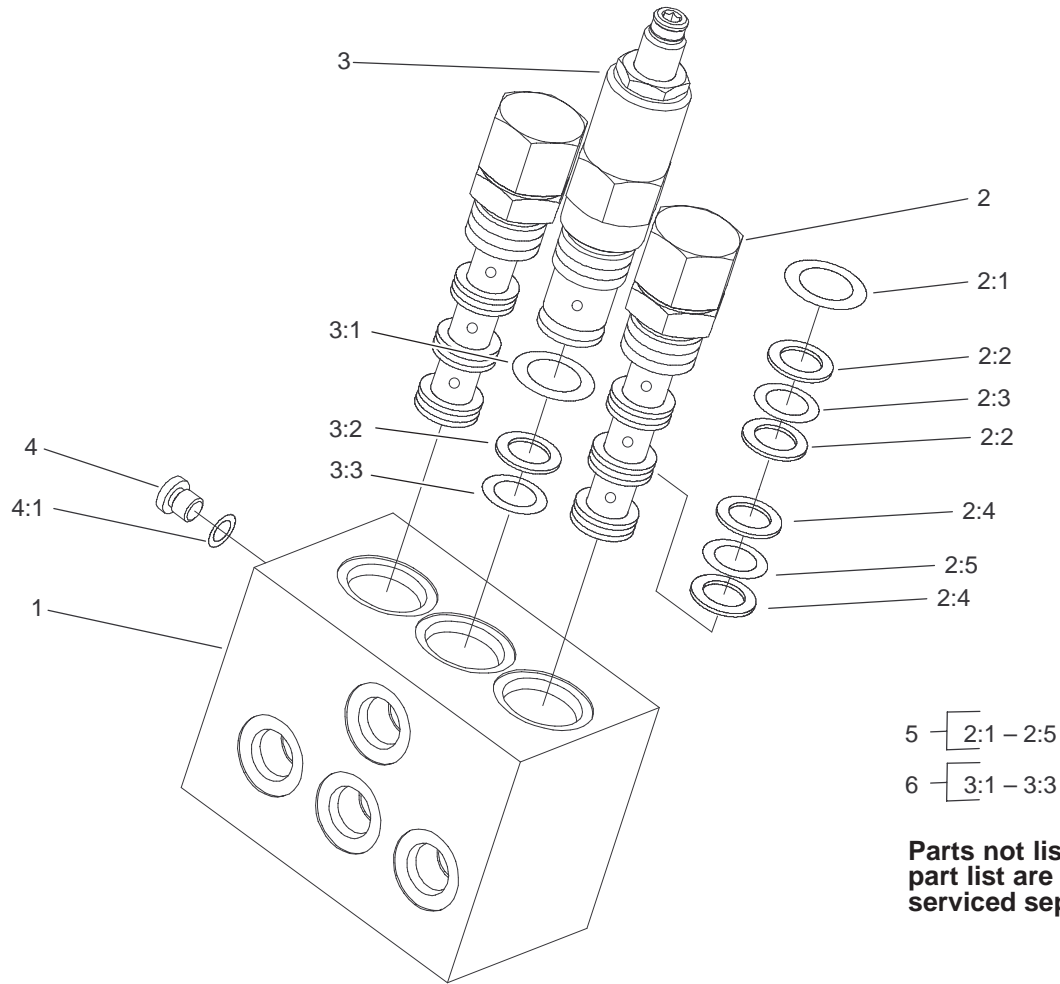
- 25 — 1, 3, 4:1, 6:1; 6:2
11, 12, 18, 23:1
29:1, 29:2, 32:2

T-3765
Sheet No.:B1

Control Valve Assembly No. 69-1780

Ref. No.	Part No.	Qty.	Description
1	58-6290	3	Poppet
2	58-6310	3	Spacer
3	58-6320	3	Wiper
4	58-6330	3	Seat
4:1	58-6340	1	O-Ring
6	58-6350	3	Plug
6:1	60-5720	1	Ring
6:2	58-6370	1	Washer
8	58-6400	3	Bushing
9	58-6420	3	Cap
10	58-6440	1	Poppet
11	58-6450	6	O-Ring
12	58-6460	3	Ring
13	58-6470	1	Washer
14	58-6480	1	Washer
15	58-6490	1	Washer
16	58-6700	3	Washer
17	58-6710	1	Plug
18	58-6720	1	O Ring
19	58-6730	3	Spring
21	58-6760	3	Spring
22	58-6770	3	Plunger
23	58-6780	3	Plug
23:1	58-6790	1	O-Ring
25	60-3780	1	Seal Kit
27	60-6450	1	Disc

Ref. No.	Part No.	Qty.	Description
28	69-1790	2	Plunger
29	69-1800	3	Plug Assembly
29:1	58-6360	1	O-Ring
29:2	58-6370	1	Washer
30	69-1810	3	Spring
31	69-1820	1	Spring
32	69-1830	1	Plug ASM
32:2	58-6750	1	O Ring
33	69-1840	1	Plunger

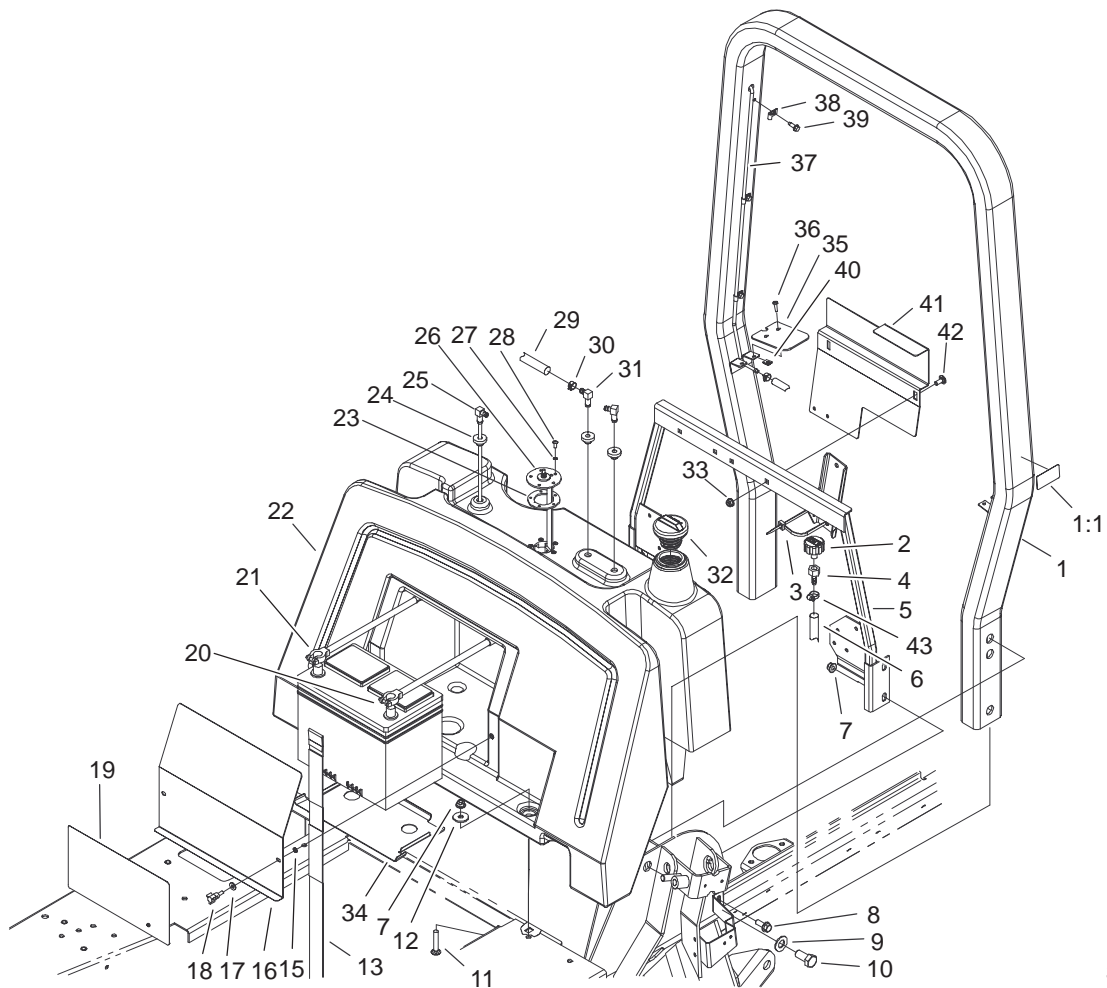


Sheet No.:B2

Valve Assembly No. 104-0788

Ref. No.	Part No.	Qty.	Description
2	104-4295	2	Valve-Pilot
3	104-4296	1	Valve-Relief
4	353-991	1	Plug-Hex, Hollow
4:1	237-156	1	O-Ring
5	99-5502	2	Seal Kit
6	99-5503	1	Seal Kit

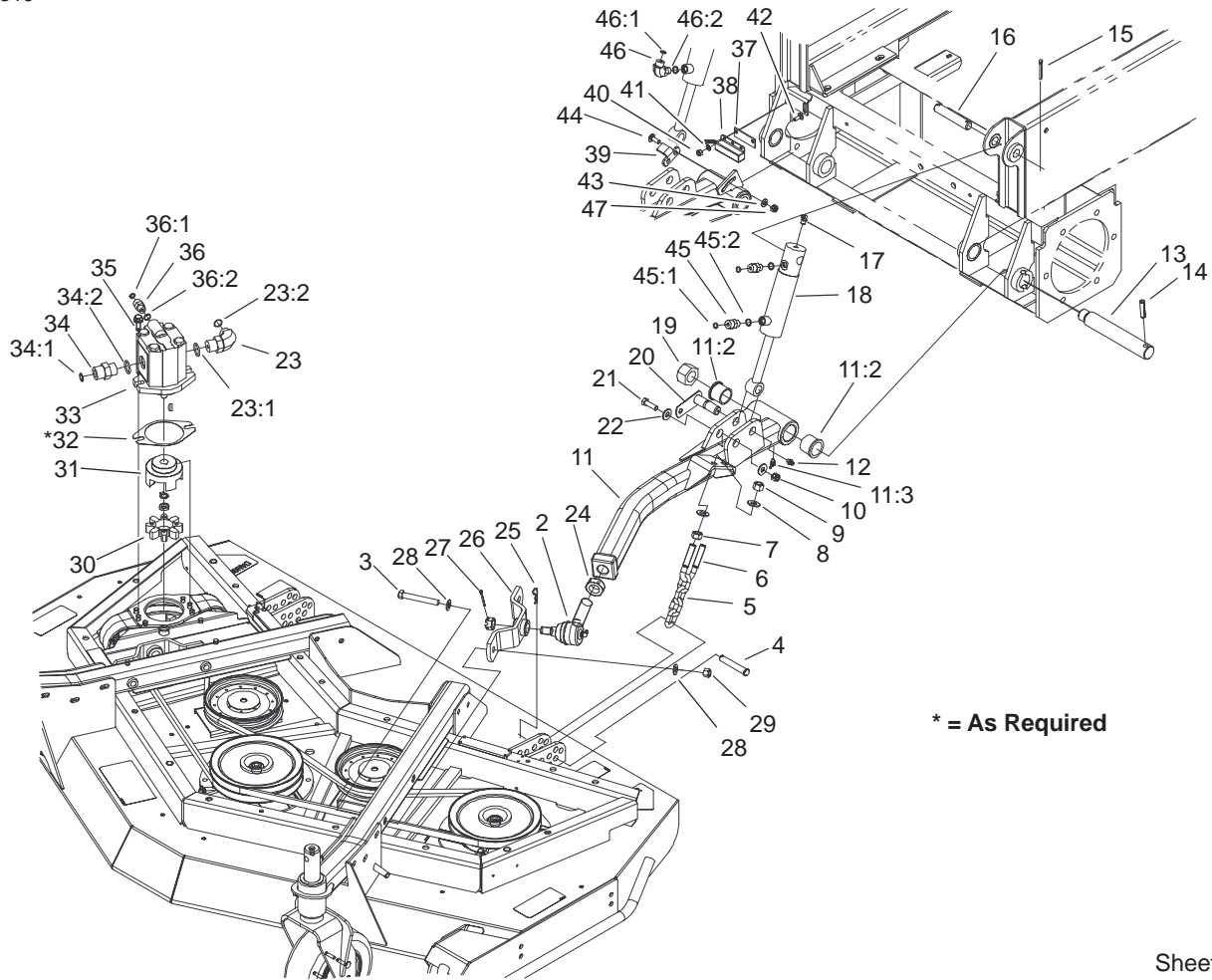
Ref. No.	Part No.	Qty.	Description



Sheet No.:11

Fuel Tank, Battery and Roll Over Protection System (ROPS) Assembly

Ref. No.	Part No.	Qty.	Description	Ref. No.	Part No.	Qty.	Description
1	105-2849	1	Rops ASM	25	104-0701	1	Pipe-Stand
1:1	105-2834	1	Decal-Rops	26	104-0700	1	Sender-Fuel
2	68-6150	1	Breather-Air	27	3253-15	5	Washer-Lock/Sp
3	3290-378	1	Tie-Cable	28	32122-24	5	Screw-Pth
4	354-95	1	Hose-Female, Barb	29	104-0076	1	Hose-Fuel
5	104-0714-03	1	Tank Support ASM	30	92-2379	2	Clamp-Hose
6	93-5483	1	Hose - Fuel	31	46-6550	2	Fitting-Hyd, 90°
7	104-8301	6	Nut-Flange, NI	32	93-3102	1	Cap-Fuel
8	3234-42	4	Screw-HHF	33	104-8300	2	Nut-Flange, NI
9	3256-27	4	Washer-Flat	34	105-0774-03	1	Plate-Battery
10	327-3	4	Screw-HH	35	104-8319	2	Cover-Tank
11	3231-6	2	Screw-CARR	36	3250-13	4	Screw-PPH
12	63-8410	2	Washer	37	104-0718	1	Tube-Vent
13	94-1445	1	Strap-Battery	38	2412-72	3	Clip-Closed, Insulated
15	32151-106	2	Ring-Retaining	39	32104-95	3	Screw-HWH
16	104-0717-03	1	Cover-Battery	40	3290-191	4	Nut-Speed
17	3256-22	2	Washer-Flat	41	104-2286-03	1	Bracket-Fuel Tank
18	233-70	2	Knob-3 Star	42	3230-1	2	Screw-CARR
19	104-8336	1	Decal-Service	43	2412-108	1	Clamp-Worm
20	104-0761	1	Cable-Negative				
21	104-0760	1	Cable-Positive				
22	100-8119	1	Tank-Fuel				
23	62-7650	1	Gasket				
24	46-6560	3	Bushing				



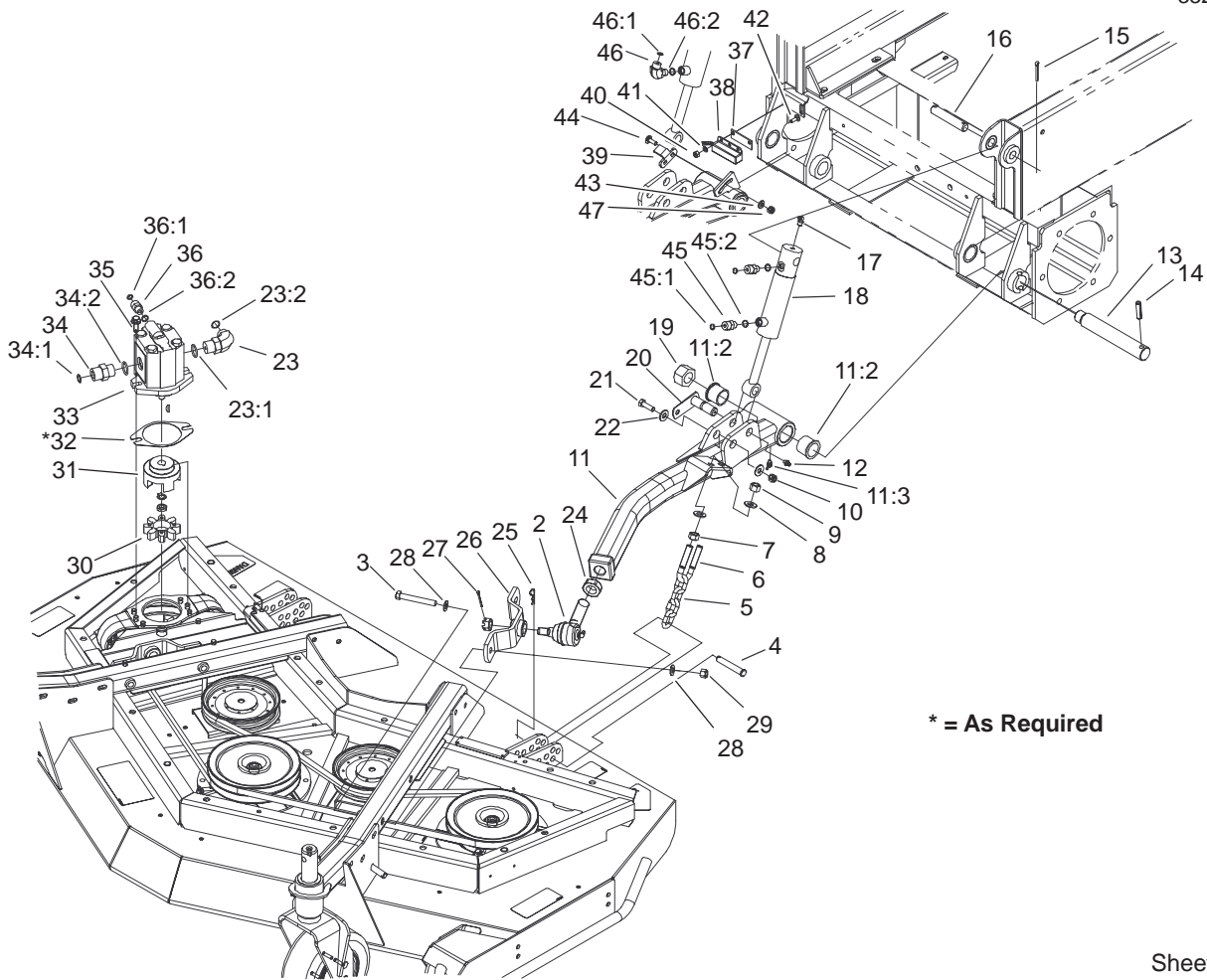
* = As Required

Sheet No.:12

Front Deck Lift Arm and Cylinder Assembly

Ref. No.	Part No.	Qty.	Description
2	86-8101-03	2	LH Ball Joint
3	324-19	4	Screw-HH
4	283-55	2	Pin-Clevis
5	95-6231	2	Chain-HOC
6	104-0108	2	U-Bolt
7	3217-9	4	Nut-HH
8	3256-26	8	Washer-Flat
9	3296-25	4	Nut-Lock NI
10	3296-39	2	Nut-Lock, NI
11	100-3031	1	Lift Arm ASM-RH
11	100-3032	1	Lift Arm ASM-LH
11:2	104-8339	4	Bushing-Flange
11:3	302-11	2	Fitting-Lube, 45°
12	302-5	2	Fitting-Grease
13	100-3017	2	Pin-Lift Arm
14	32121-110	2	Pin-Roll, Slotted
15	3272-23	4	Pin-Cotter
16	100-5559	2	Pin-Upper Lift
17	302-33	2	Fitting-Grease
18	100-3016	2	Cylinder-Hydraulic
19	3296-49	2	Nut-Lock NI
20	100-3020	2	Pin ASM
21	323-7	2	Screw-HH
22	3256-4	4	Washer-Flat
23	340-139	5	Fitting-Hyd, 90
23:1	237-81	1	O-Ring

Ref. No.	Part No.	Qty.	Description
23:2	237-65	1	O-Ring
24	21-3001-03	2	Push Arm Jam Nut
25	3290-467	2	Pin-Hair
26	93-4583-01	2	Mount-Ball Joint
27	3272-12	2	Pin-Cotter
28	87-7480	8	Washer
29	3296-48	4	Nut-Lock NI
30	104-3542	3	Spider
31	104-3541	3	Hub-Spider
32	100-5638	3	Shim-A Mount
33	99-5489	3	Motor-Gear
34	340-8	1	Adapter
34:1	237-65	1	O-Ring
34:2	237-81	1	O-Ring
35	3234-42	6	Screw-HHF
36	340-2	3	Adapter-Straight, Hyd
36:1	237-22	1	O-Ring
36:2	237-42	1	O-Ring
37	104-3595	1	Spacer-Switch
38	104-0758	1	Sensor-Ferrous
39	104-3598	1	Plate-Sensing, Front
40	3296-42	2	Nut-Lock, NI
41	3256-60	2	Washer-Flat
42	3229-1	2	Screw-CARR
43	3256-23	2	Washer-Flat
44	3230-16	2	Screw-CARR

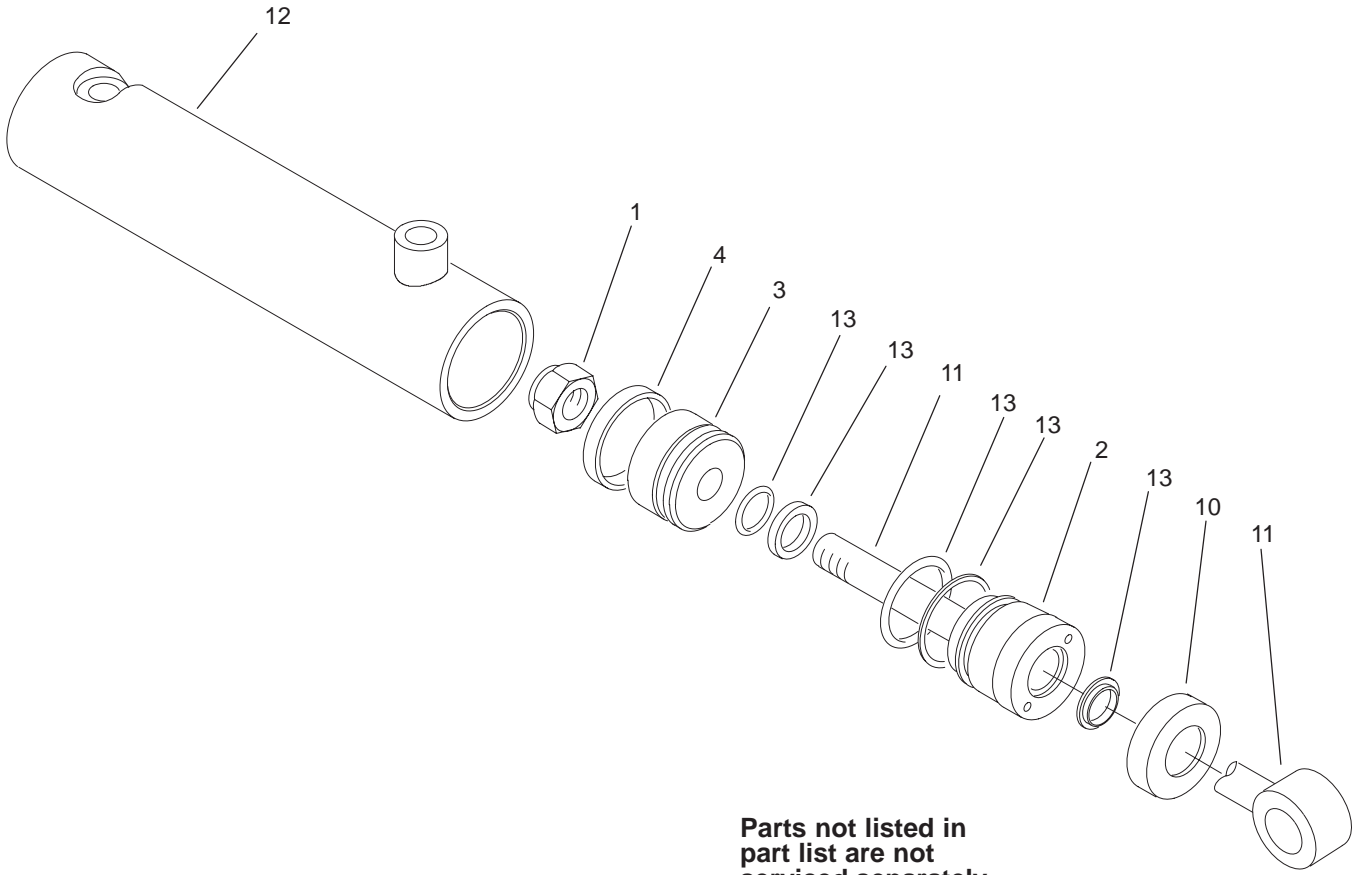


Sheet No.:12

Front Deck Lift Arm and Cylinder Assembly (Continued)

Ref. No.	Part No.	Qty.	Description
45	340-2	3	Adapter-Straight, Hyd
45:1	237-22	1	O-Ring
45:2	237-42	1	O-Ring
46	340-77	1	Fitting-Hyd, 90°
46:1	237-22	1	O-Ring
46:2	237-42	1	O-Ring
47	3296-29	2	Nut-Lock

Ref. No.	Part No.	Qty.	Description

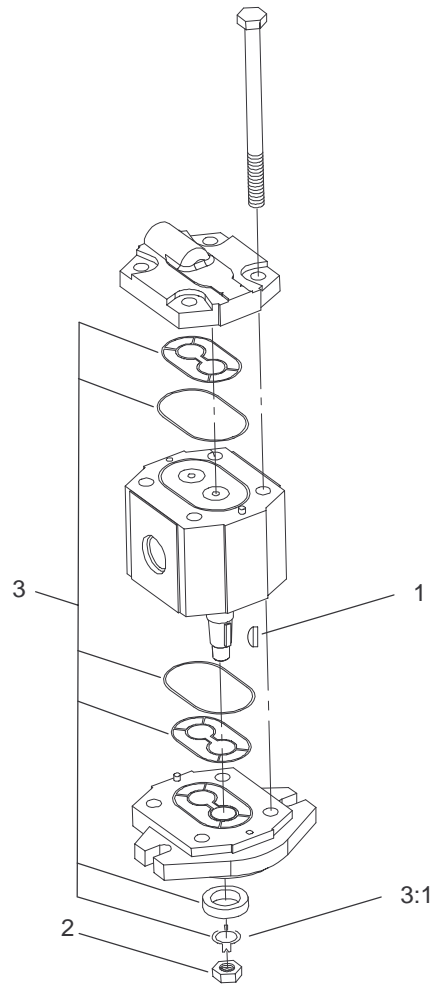


T-3762
Sheet No.:B5

Hydraulic Cylinder Assembly No. 100-3016

Ref. No.	Part No.	Qty.	Description
1	32152-10	1	Locknut-Deform, Top
3	70-2780	1	Piston
13	86-5360	1	Kit-Seal Repair,1-1/2

Ref. No.	Part No.	Qty.	Description



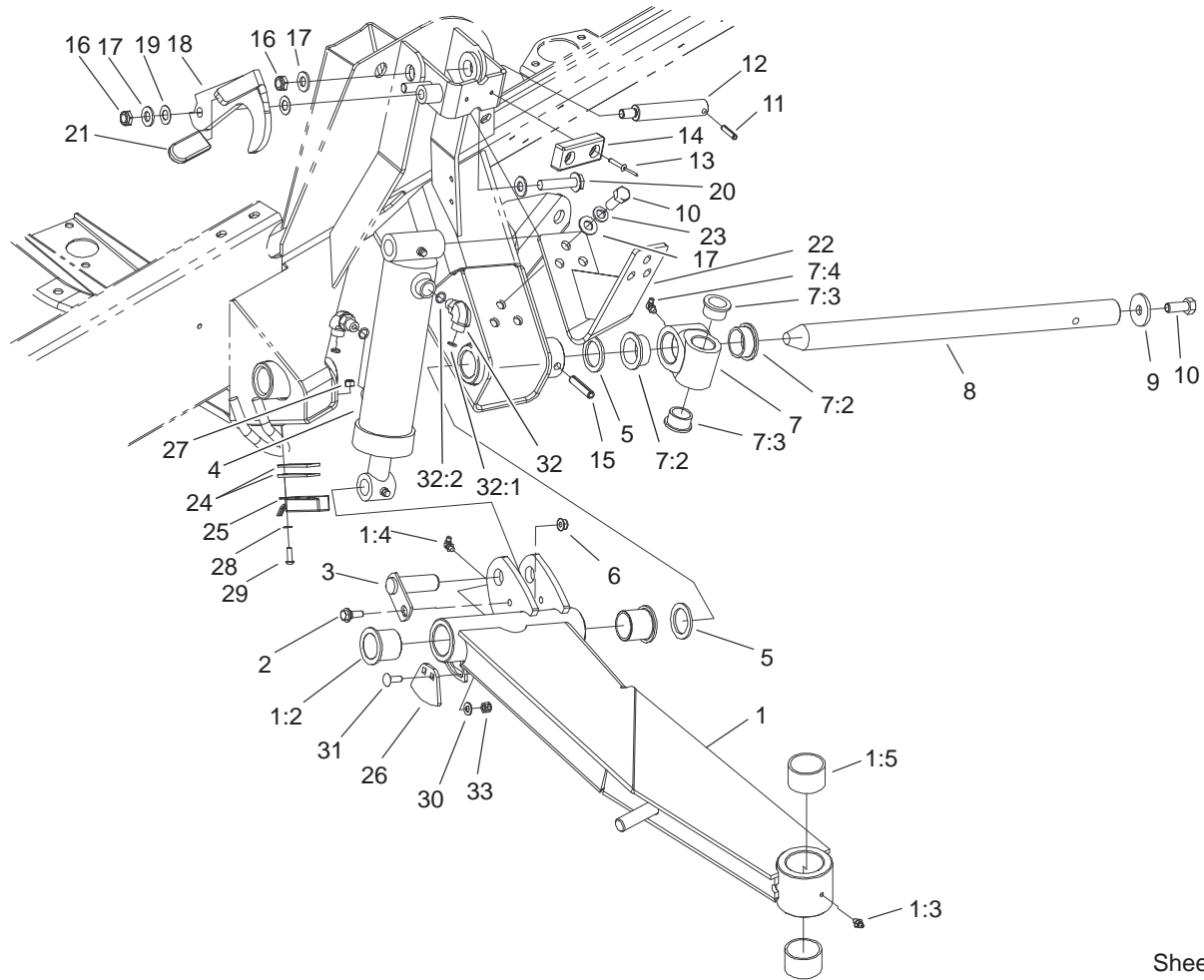
Parts not listed in
part list are not
serviced separately

T-3769
Sheet No.:B6

Motor Assembly No. 99-5489

Ref. No.	Part No.	Qty.	Description
1	3257-3	1	Key-Woodruff
2	3277-1	1	Nut-Hex
3	104-4284	1	Seal Kit
3:1	104-4283	1	Washer-Tab

Ref. No.	Part No.	Qty.	Description

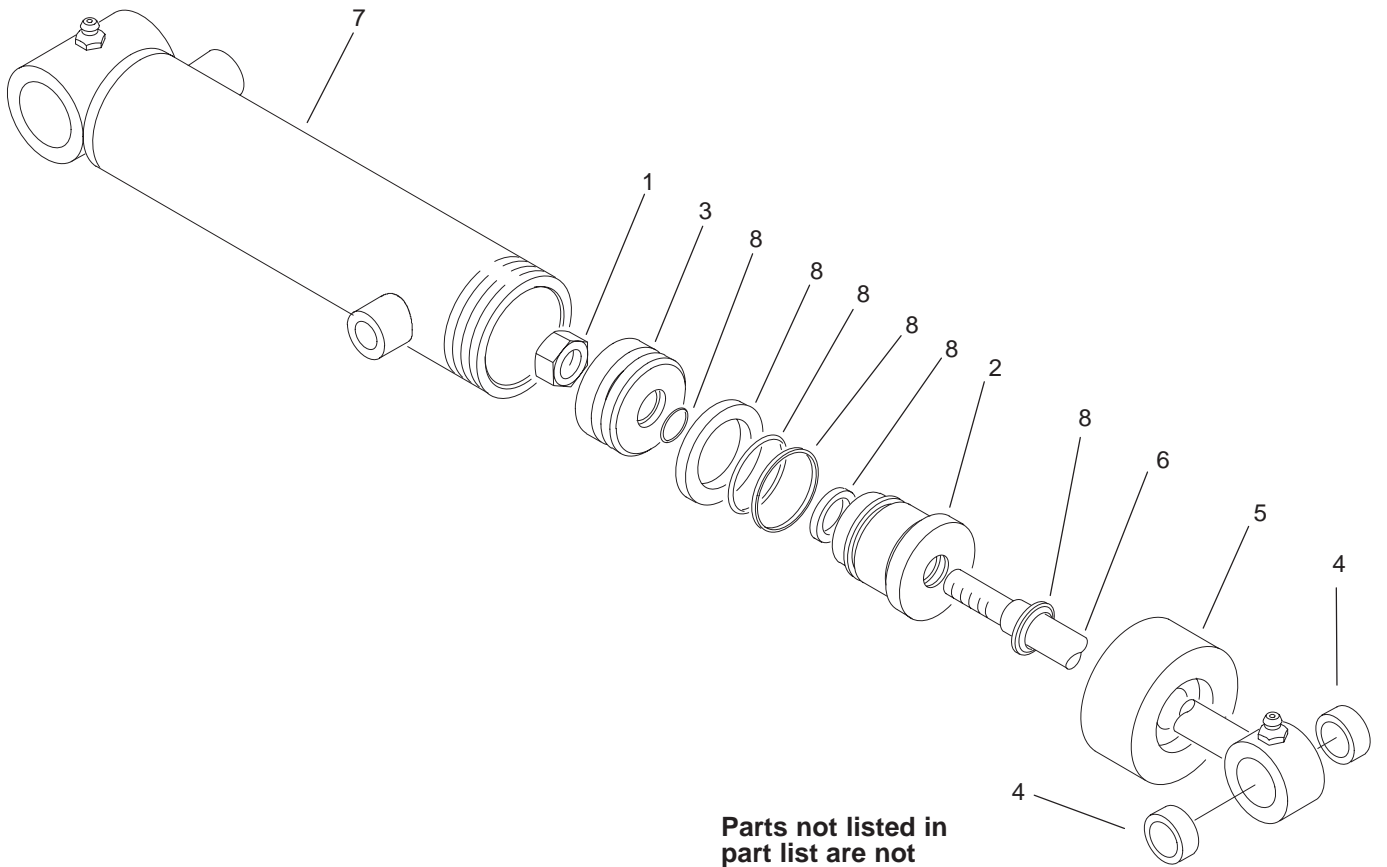


Sheet No.:13

Side Deck Lift Arm, Cylinder and Latch Assembly

Ref. No.	Part No.	Qty.	Description
1	100-8123	1	Lift Arm ASM-LH
1	100-8122	1	Lift Arm ASM-RH
1:2	104-8340	4	Bushing
1:3	302-5	2	Fitting-Grease
1:4	302-60	2	Fitting-Lube
1:5	104-8341	4	Bushing-Straight
2	27-0410	2	Screw-Shoulder
3	100-5674	2	Pin ASM
4	99-5496	2	Cylinder-Lift
5	256-304	4	Washer-Thrust
6	104-8300	2	Nut-Flange, NI
7	100-8115	2	Hub ASM-Pivot
7:2	104-3517	2	Bushing-Flange
7:3	256-132	2	Bushing-Flange
7:4	302-60	1	Fitting-Lube
8	100-5582	2	Shaft-Pivot, Lift Arm
9	84-1560	2	Washer-Thrust
10	325-5	8	Screw-HH
11	32121-9	2	Pin-Spring
12	104-3537	2	Pin-Cylinder
13	3269-11	4	Rivet
14	86-5350	2	Bumper-Rubber
15	32121-110	2	Pin-Roll, Slotted
16	3296-45	4	Nut-Lock, NI
17	3256-26	8	Washer-Flat
18	104-3556-03	1	Latch-RH

Ref. No.	Part No.	Qty.	Description
18	104-3557-03	1	Latch-LH
19	104-3577	4	Washer-Delrin
20	3234-46	2	Screw-HHF
21	48-7081	2	Grip-Plastic
22	104-8330-03	2	Cam Bracket ASM
23	3253-7	6	Washer-Lock
24	104-3595	4	Spacer-Switch
25	104-0758	2	Sensor-Ferrous
26	105-0792	2	Plate-Sensing
27	3296-42	4	Nut-Lock, NI
28	3256-60	4	Washer-Flat
29	3274-69	4	Screw-HSBH
30	3256-23	4	Washer-Flat
31	3230-16	4	Screw-CARR
32	340-77	4	Fitting-Hyd, 90°
32:1	237-22	1	O-Ring
32:2	237-42	1	O-Ring
33	3296-29	4	Nut-Lock



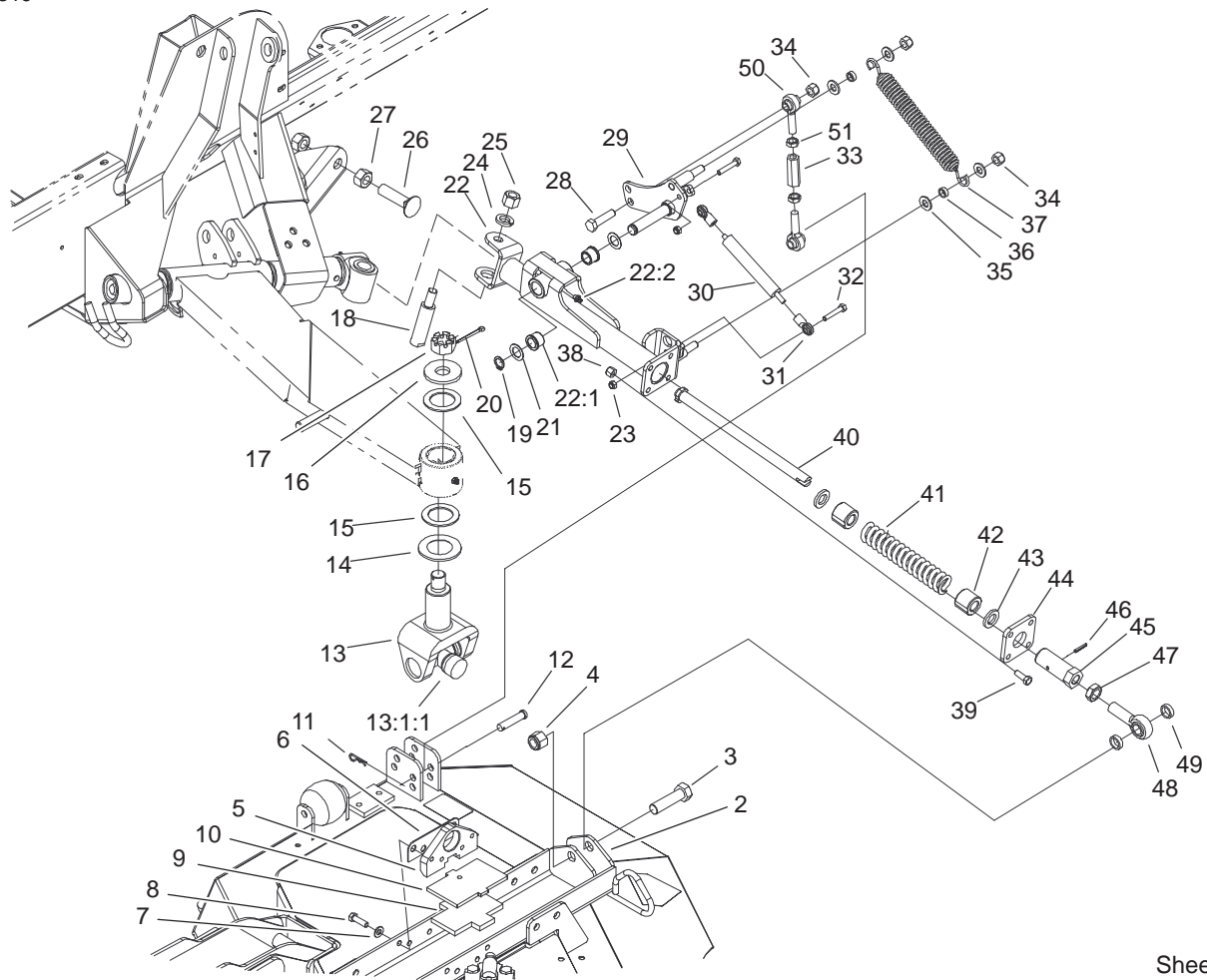
Parts not listed in
part list are not
serviced separately

T-3761
Sheet No.:B7

Hydraulic Cylinder Assembly No. 99-5496

Ref. No.	Part No.	Qty.	Description
1	60-9760	1	Nut
4	104-4281	2	Bushing
5	74-2220	1	Collar
8	104-4282	1	Repair Kit

Ref. No.	Part No.	Qty.	Description



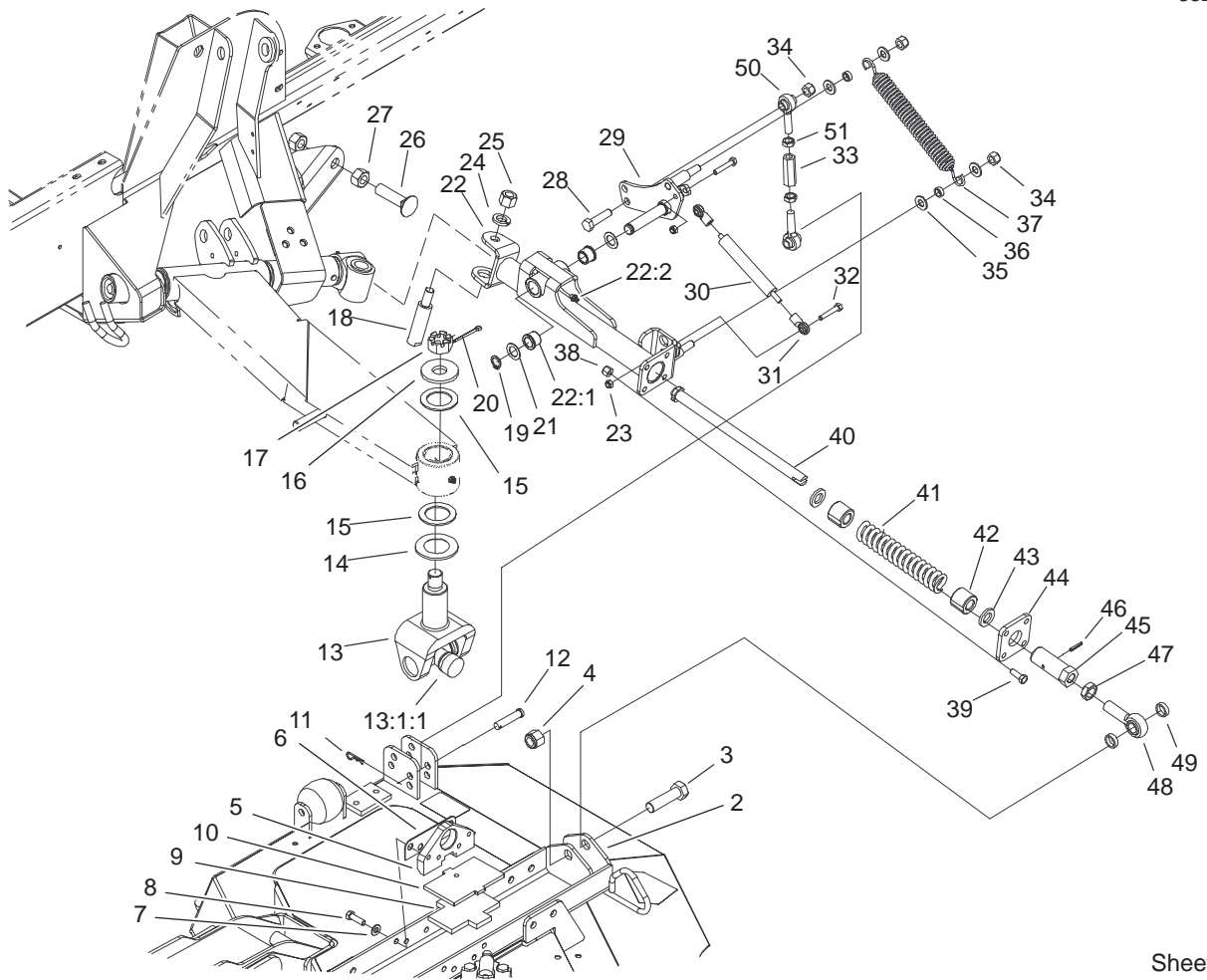
Sheet No.:14

Side Deck Lift Arm and Damper Assembly

Ref. No.	Part No.	Qty.	Description
2	100-8149-03	1	LH Mount ASM
2	100-8148-03	1	RH Mount ASM
3	328-4	2	Screw-HH
4	3296-51	2	Nut-Lock, NI
5	104-8305-03	4	Mount-Base
6	104-0731	4	Shim
7	3256-24	8	Washer-Flat
8	323-7	8	Screw-HH
9	104-8348	2	Plate-Rubber
10	104-8347-03	2	Plate
11	3290-467	2	Pin-Hair
12	92-2739	2	Pin-Clevis
13	104-0705-03	2	Yoke-Joint
★13:1		1	Yoke-Joint
13:1:1	104-4299	1	Cross & Bearing Kit
14	104-0720	2	Spacer
15	104-0721	4	Washer-Thrust
16	104-0719	2	Washer-Hardened
17	32136-11	2	Nut-Hex, Slot
18	104-2281	2	Shaft-Pivot
19	32120-93	2	Ring-Retaining
20	3272-25	2	Cotter Pin
21	3-6498	4	Washer-Thrust
22	105-2800	1	Rear Arm ASM-RH
22	105-2801	1	Rear Arm ASM-LH
22:1	256-113	4	Bushing-Flange

Ref. No.	Part No.	Qty.	Description
22:2	302-5	2	Fitting-Grease
23	32153-3	4	Nut-Lock
24	3253-9	2	Washer-Lock/Sp
25	3296-53	2	Nut-Lock, NI
26	3233-29	2	Screw-CARR
27	3217-12	4	Nut-Hex
28	325-8	2	Screw-HH
29	100-5684-03	1	RH Bell Crank ASM
29	100-5690-03	1	LH Bell Crank ASM
30	104-7512	2	Damper
31	104-8331	4	Rod End-Spherical
32	322-9	4	Screw-HH
33	105-2809	2	Tube-Link
34	3296-23	6	Nut-Lock, NI
35	3256-26	8	Washer-Flat
36	104-7521	4	Bushing-St
37	104-7520	2	Spring-Damper
38	3296-39	4	Nut-Lock, NI
39	323-6	4	Screw-HH
40	105-2804	2	Arm Shaft ASM
41	100-8138	2	Spring-Compression
42	104-0729	4	Bearing-Plastic
43	104-8345	4	Washer-Flat
44	105-2807-03	2	Plate
45	105-2805	2	Coupler
46	32121-79	2	Pin-Roll

★ Not serviced

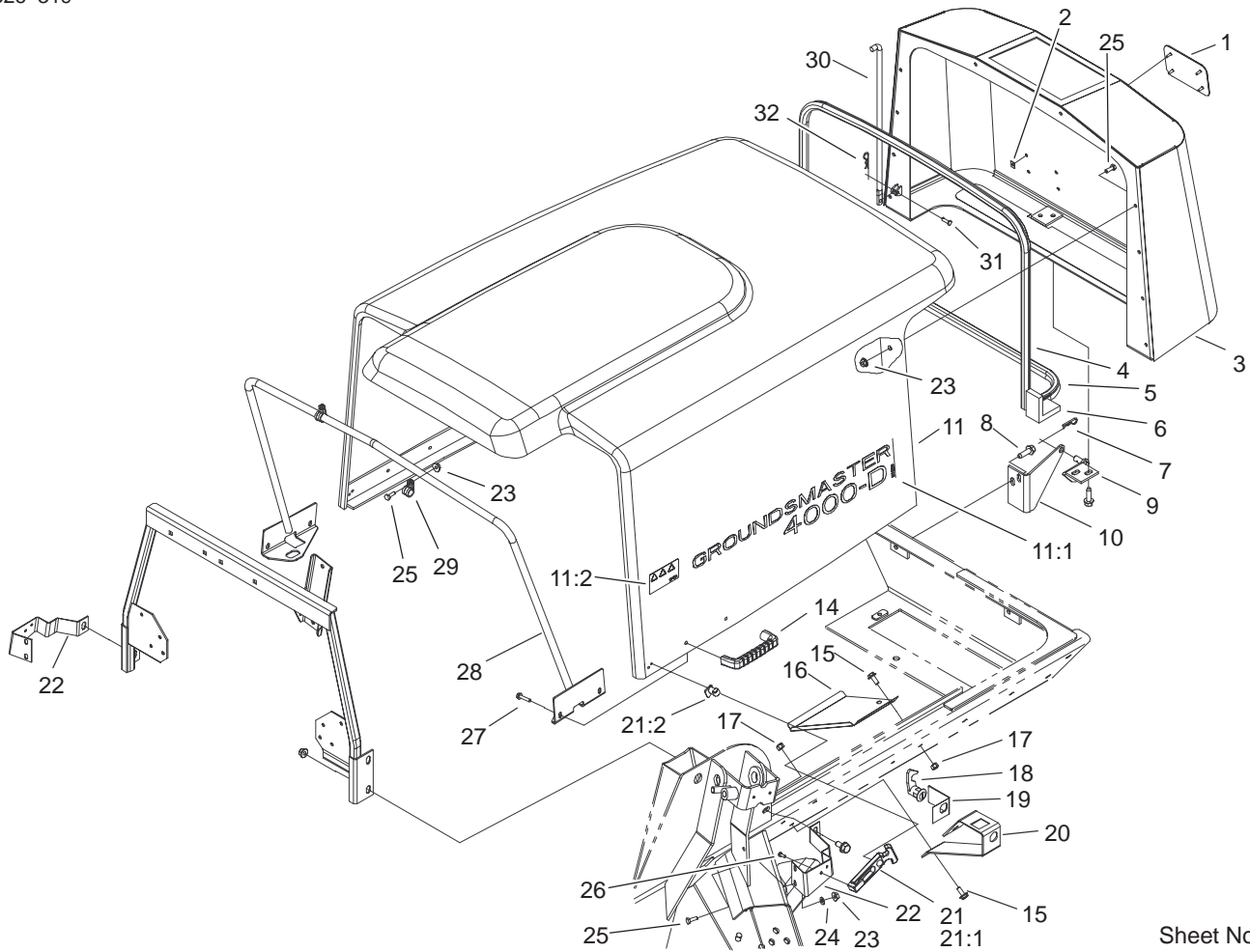


Sheet No.:14

Side Deck Lift Arm and Damper Assembly (Continued)

Ref. No.	Part No.	Qty.	Description
47	3220-7	2	Nut-Jam
48	105-2806	2	End-Rod
49	105-0756	4	Spacer
50	105-2808	4	End-Rod
51	3220-5	4	Nut-HJ

Ref. No.	Part No.	Qty.	Description

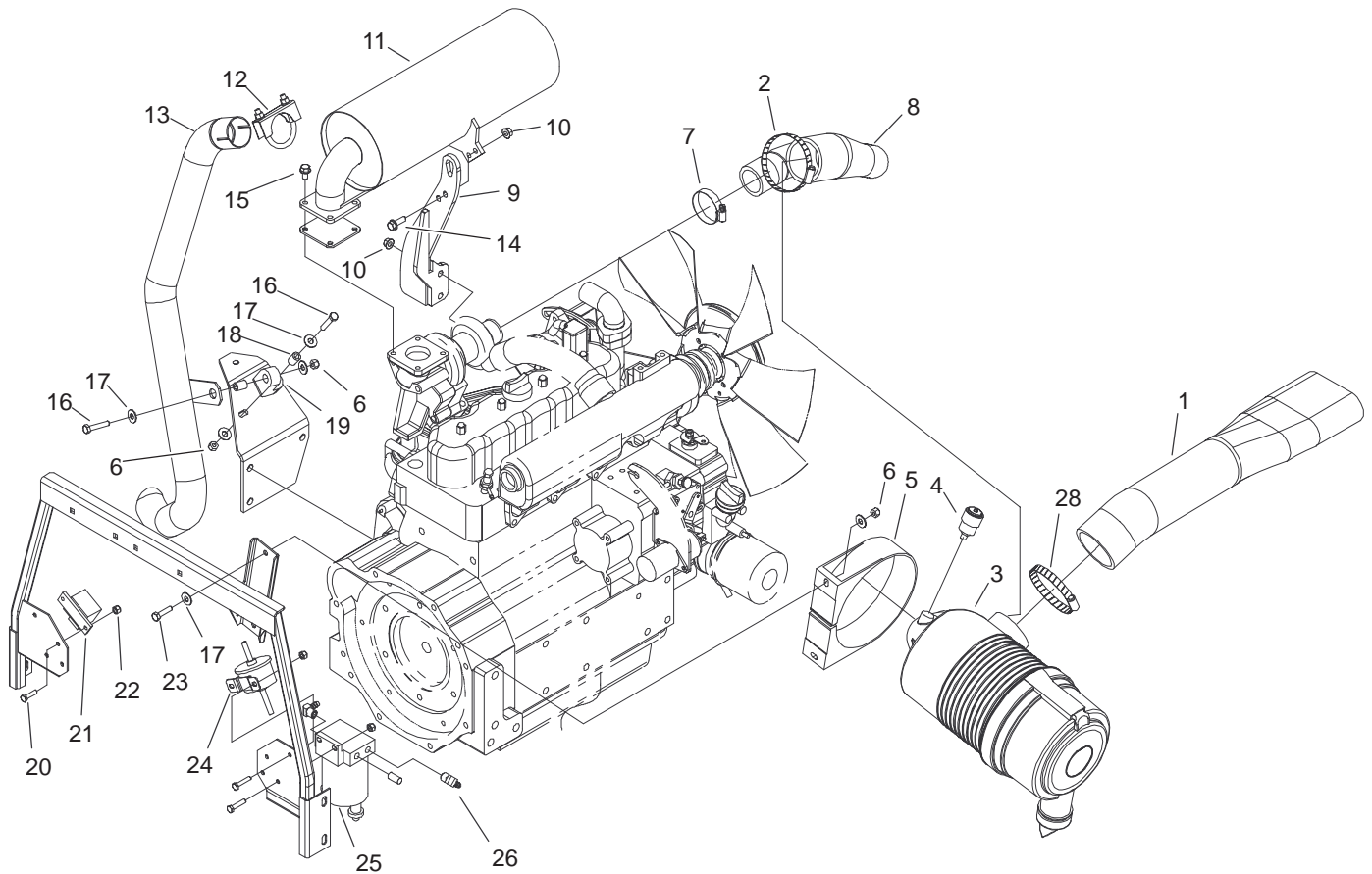


Sheet No.:15

Hood and Screen Assembly

Ref. No.	Part No.	Qty.	Description
1	93-6028	1	Plate-Logo, Toro
2	94-2638	4	Nut-Tinnerman
3	100-5506-03	1	Screen ASM
4	104-2225	1	Seal-Bulb
5	104-3590	1	Seal-Bulb
6	104-3580	2	Seal-Corner, Screen
7	3290-467	2	Pin-Hair
8	32144-109	8	Screw
9	104-3589	2	Screen Pivot ASM
10	104-3588-03	2	Pivot-Screen
11	104-8338	1	Hood ASM
11:1	104-2288	2	Decal
11:2	100-6574	1	Decal-Warning
14	65-5100	2	Handle-Door
15	3234-5	4	Screw
16	104-3560-03	1	Deflector-Oil Filter
17	3296-29	4	Nut-Lock
18	98-5398	1	Latch
19	104-7507	1	Plate-Latch
20	104-3591-03	1	Bracket-Latch, Hood
21	94-5626	2	Latch-Draw, Flexible
21:1	100-5806	1	Handle-Latch
21:2	100-5807	1	Keeper-Latch
22	104-2255-03	1	Bracket-Latch, RH
22	104-2253-03	1	Bracket-Latch, LH
23	32128-33	16	Nut-HF

Ref. No.	Part No.	Qty.	Description
24	3256-22	4	Washer-Flat
25	321-4	16	Screw-HH
26	32144-1	6	Screw-Taptite
27	46-8092	4	Screw-Plastite
28	104-3505-03	1	Hood Support ASM
29	2412-134	2	R-Clamp
30	104-8313	1	Rod-Hood
31	283-67	1	Pin-Clevis
32	3290-307	1	Pin-Hair

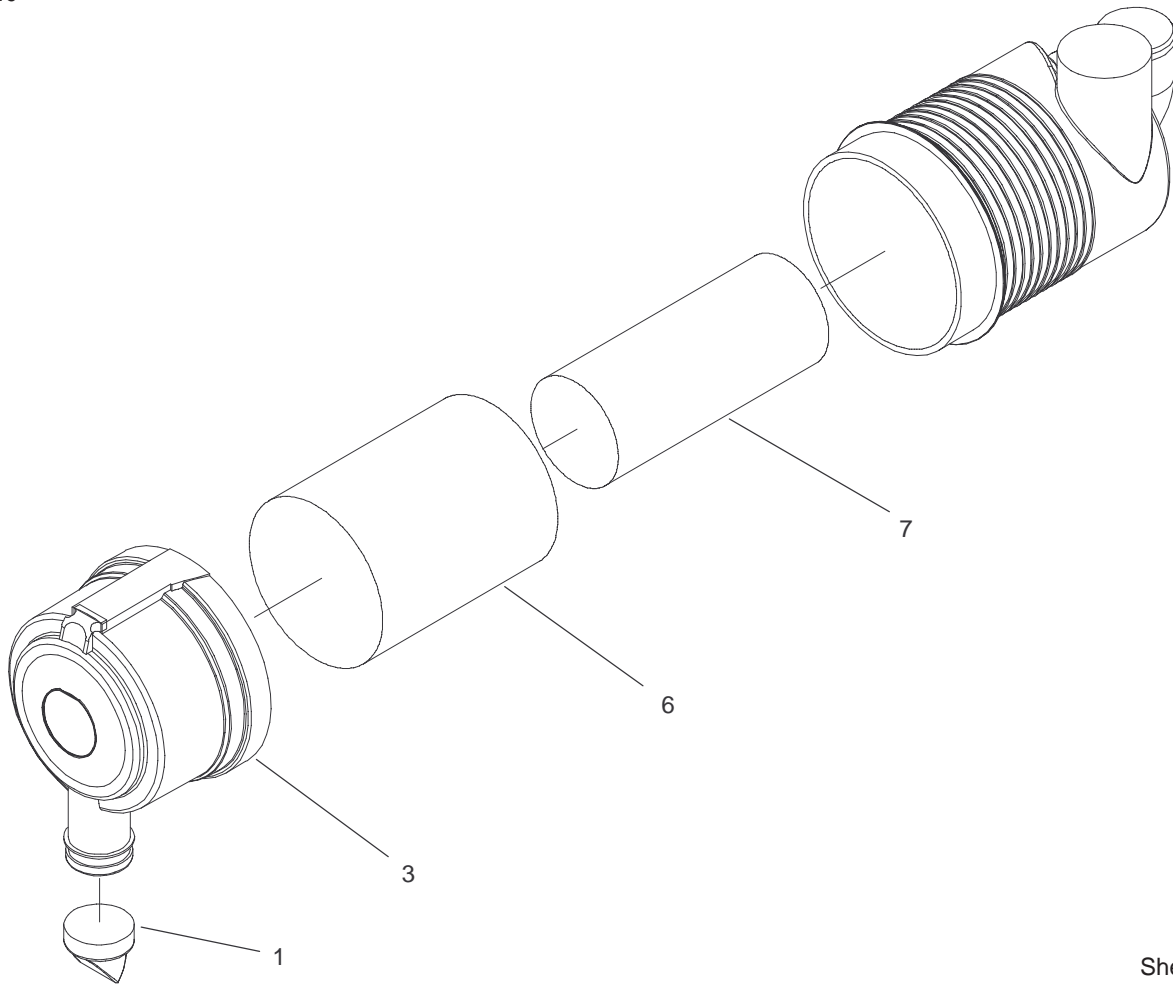


Sheet No.:16

Air Cleaner and Muffler Assembly

Ref. No.	Part No.	Qty.	Description	Ref. No.	Part No.	Qty.	Description
1	100-5550	1	Hose-Air Cleaner	25	98-9305	1	Filter-Water/Fuel
2	2412-110	1	Clamp-Hose	26	353-781	2	Fitting
3	99-5410	1	Cleaner-Air	27	100-9333	1	Gasket-Muffler
4	104-3563	1	Indicator	28	2412-125	1	Clamp-Hose
*4:1	94-1416	1	Indicator Adapter ASM				
5	99-5414	1	Strap-Air Cleaner				
6	3296-29	4	Nut-Lock				
7	2412-92	1	Clamp-Hose				
8	99-5415	1	Hose-Air Cleaner				
9	99-5421-03	1	Bracket-Mounting				
10	33004-00	4	Nut-HF				
11	99-5424	1	Muffler-Turbo				
12	18-2130	1	Clamp-Column, Steering				
13	100-5610	1	Pipe-Exhaust				
14	33104-025	2	Screw-HHF				
15	33104-016	4	Screw-HHF				
16	322-8	2	Screw-HH				
17	3256-3	8	Washer-Flat				
18	93-5023	2	Spacer				
19	95-5622	1	Hanger-Rubber				
20	321-6	6	Screw-HH				
21	66-8800	1	Relay				
22	3296-42	6	Nut-Lock, NI				
23	322-6	2	Screw-HH				
24	99-3464	1	Pump-Fuel				

* Not illustrated

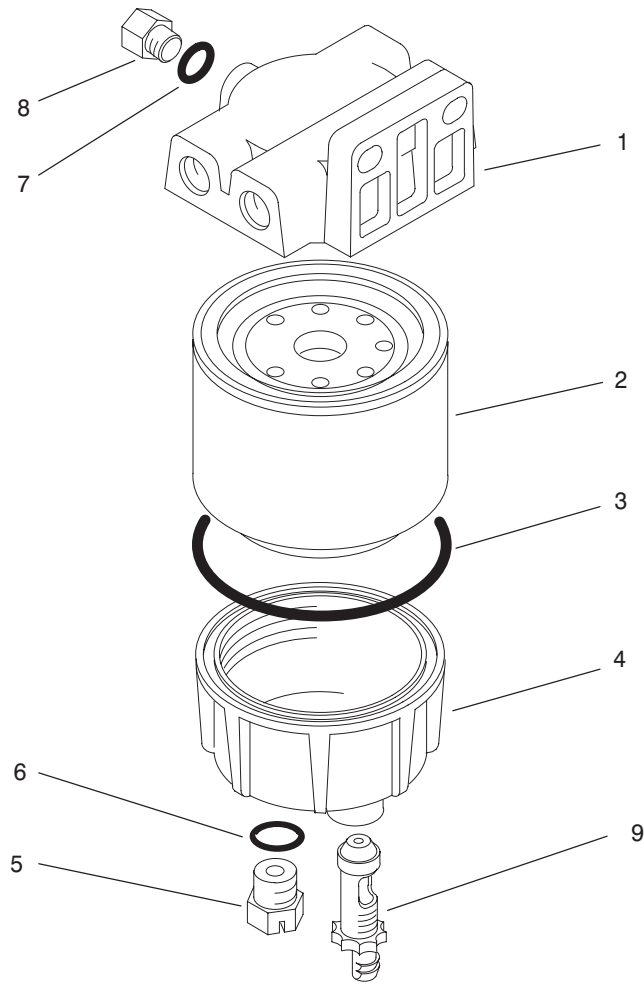


T-3770
Sheet No.:B9

Air Cleaner Assembly No. 99-5410

Ref. No.	Part No.	Qty.	Description
1	104-4258	1	Valve-Vacuator
3	104-4259	1	Cover Assembly
6	104-4260	1	Element Assembly
7	104-4261	1	Element Assembly

Ref. No.	Part No.	Qty.	Description

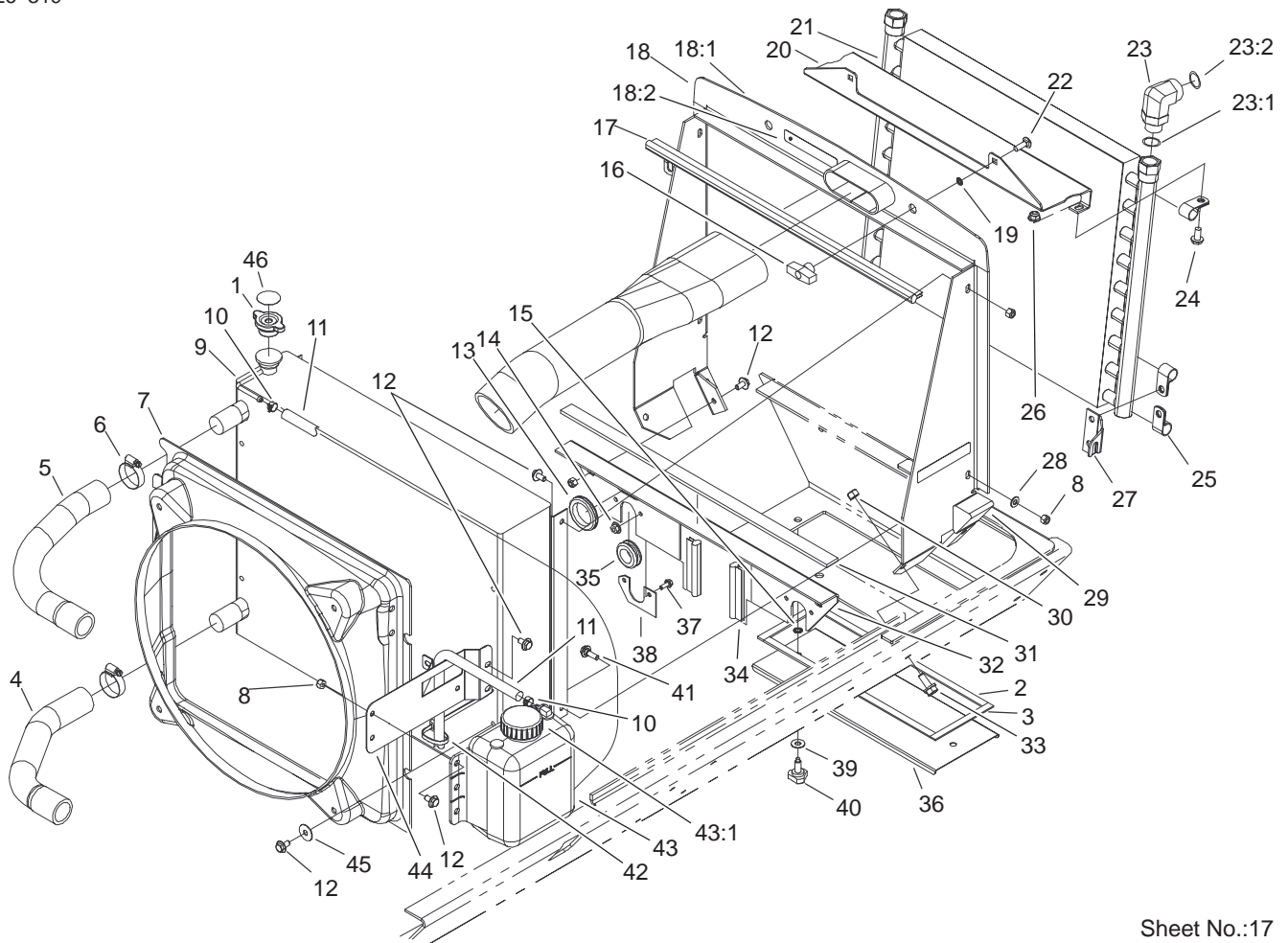


T-3330
Sheet No.:C1

Filter Assembly No. 98-9305

Ref. No.	Part No.	Qty.	Description
1	98-9772	1	Head-Filter
2	98-9764	1	Element-Spin On
3	98-9774	1	O-Ring-Base, Filter
4	98-9775	1	Base-Filter
5	98-9773	1	Plug-Base, Filter
6	237-42	1	O-Ring
7	237-78	1	O-Ring
8	98-9776	1	Plug-Filter, Head
9	98-9777	1	Drain Valve ASM

Ref. No.	Part No.	Qty.	Description

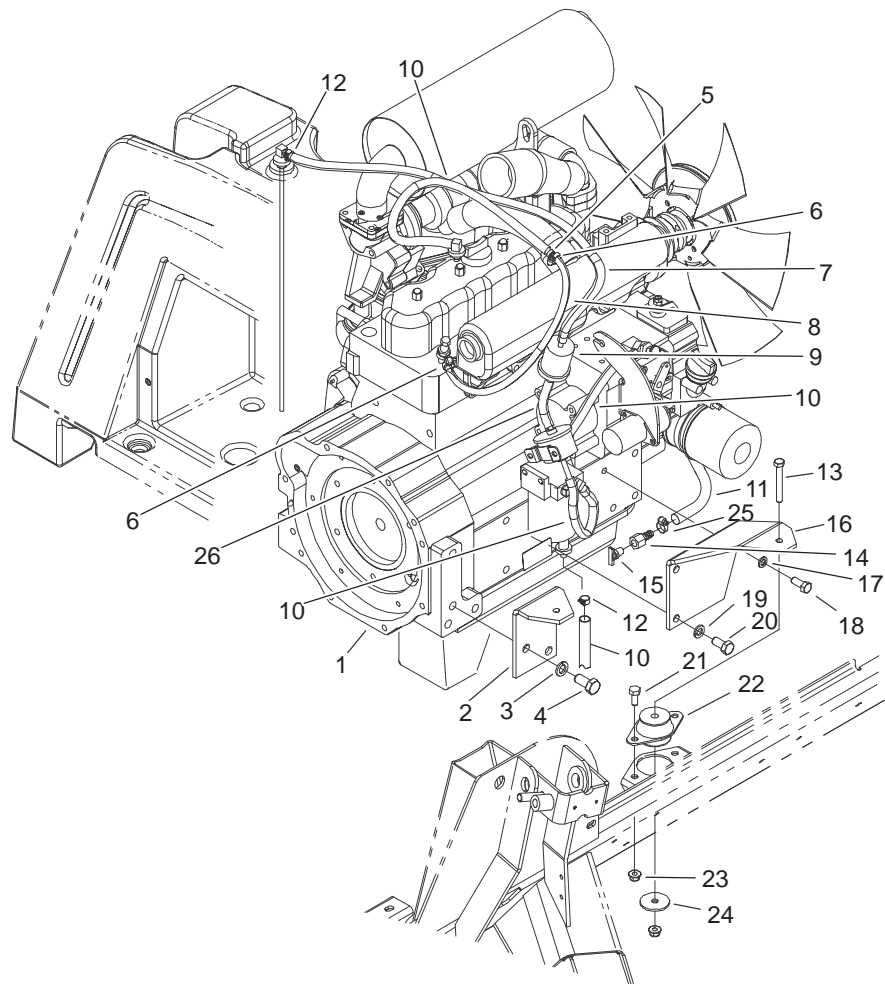


Sheet No.:17

Radiator, Oil Cooler and Support Assembly

Ref. No.	Part No.	Qty.	Description
1	93-5957	1	Cap-Radiator
2	105-0777	2	Strip-Foam
3	105-0778	2	Strip-Foam
4	100-5546	1	Hose-Radiator, Lower
5	100-5547	1	Hose-Radiator, Upper
6	2412-111	4	Clamp
7	99-5428	1	Shroud-Radiator
8	3296-29	9	Nut-Lock
9	99-5426	1	Radiator
10	92-2379	3	Clamp-Hose
11	71-3370	2	Hose-Fuel
12	3234-7	14	Screw-HHF
13	240-3	1	Grommet-Rubber
14	32128-33	4	Nut-HF
15	32151-72	2	Ring-Retaining
16	98-7134	2	Knob-Handle
17	104-2223	1	Seal-Bulb
18	105-0757	1	Radiator Support ASM
18:1	93-7275	1	Decal-Fluid, Starting
18:2	93-7272	3	Decal-Warning
19	104-8310	2	Ring-Retaining
20	104-7522-03	1	Bracket-Oil Cooler
21	99-5495	1	Cooler-Oil
22	3230-22	2	Screw-CARR
23	104-8315	2	Fitting-90
23:1	237-81	1	O-Ring

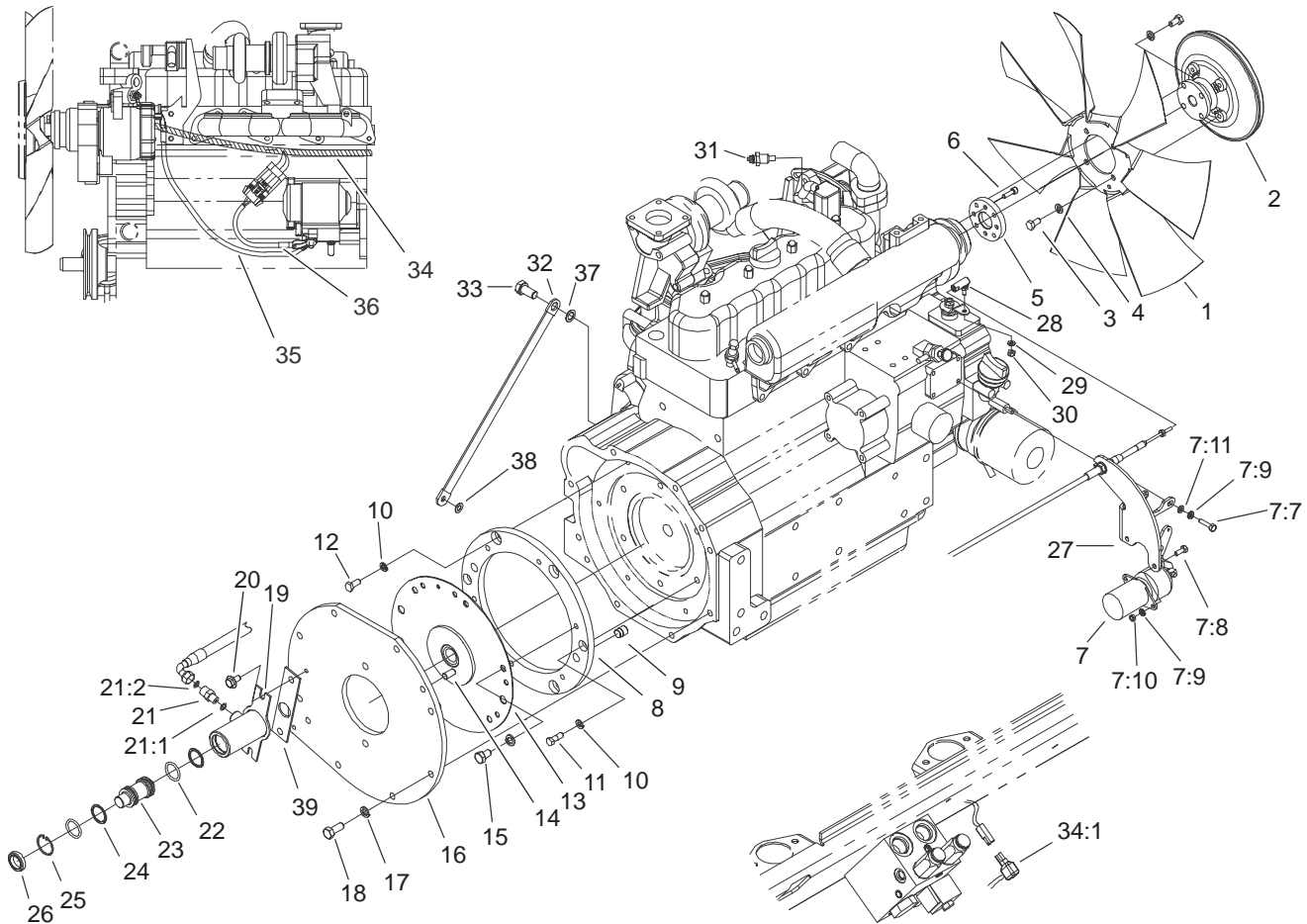
Ref. No.	Part No.	Qty.	Description
23:2	340-65	1	O-Ring
24	3234-1	6	Screw-HHF
25	2412-81	6	Clamp
26	104-8301	6	Nut-Flange, NI
27	100-3078-03	1	Bracket-Cooler, LH
27	100-3077-03	1	Bracket-Cooler, RH
28	3256-23	4	Washer-Flat
29	93-5954	2	Foam-Plug
30	3296-39	4	Nut-Lock, NI
31	104-2226	1	Strip-Foam
32	99-5517-03	1	Support-Lower
33	3234-24	4	Screw-HHF
34	104-2224	2	Seal-Bulb
35	237-165	2	Grommet
36	104-2287-03	1	Cover-Frame
37	3234-33	4	Screw-HHF
38	104-8311	2	Plate
39	3256-3	2	Washer-Flat
40	95-9648	2	Knob
41	28-0540	2	Bolt-Shoulder
42	3290-378	1	Tie-Cable
43	104-2276	1	Reservoir-Coolant
43:1	87-7050	1	Cap-Reservoir
44	100-5505-03	1	Bracket-Tank
45	3256-35	4	Washer-Flat
46	105-2841	1	Decal-Radiator



Sheet No.:18

Engine and Mount Assembly

Ref. No.	Part No.	Qty.	Description	Ref. No.	Part No.	Qty.	Description
1	99-5413	1	Engine-Turbo, Kubota	24	63-7400	4	Washer-Rebound
2	100-3148-03	1	Mount-Engine, RH	25	2412-108	2	Clamp-Worm
2	100-3147-03	1	Mount-Engine, LH	26	27-5350	1	Line-Fuel
3	43-5950	4	Washer-Lock, Spring				
4	43-3210	4	Screw-HH				
5	98-3818	1	Union-Mini Barb				
6	2412-108	2	Clamp-Worm				
7	63-7630	1	Hose				
8	68-5910	1	Hose-Fuel Line, 19"				
9	98-7612	1	Filter-Fuel				
10	19-3250	4	Hose-Line, Fuel				
11	99-7376	1	Hose-Breather				
12	92-2379	11	Clamp-Hose				
13	323-13	4	Screw-HH				
14	354-94	1	Hose-Female, Barb				
15	93-5528	1	Fitting-Drain Cock				
16	100-3144-03	1	LH Mount ASM				
16	100-3141-03	1	RH Mount ASM				
17	48-9590	1	Washer-Lock				
18	43-0090	1	Screw-HH				
19	48-8070	5	Washer-Lock				
20	42-9250	5	Bolt				
21	323-5	8	Screw-HH				
22	53-9682	4	Mount-Engine, Rubber				
23	104-8301	12	Nut-Flange, NI				

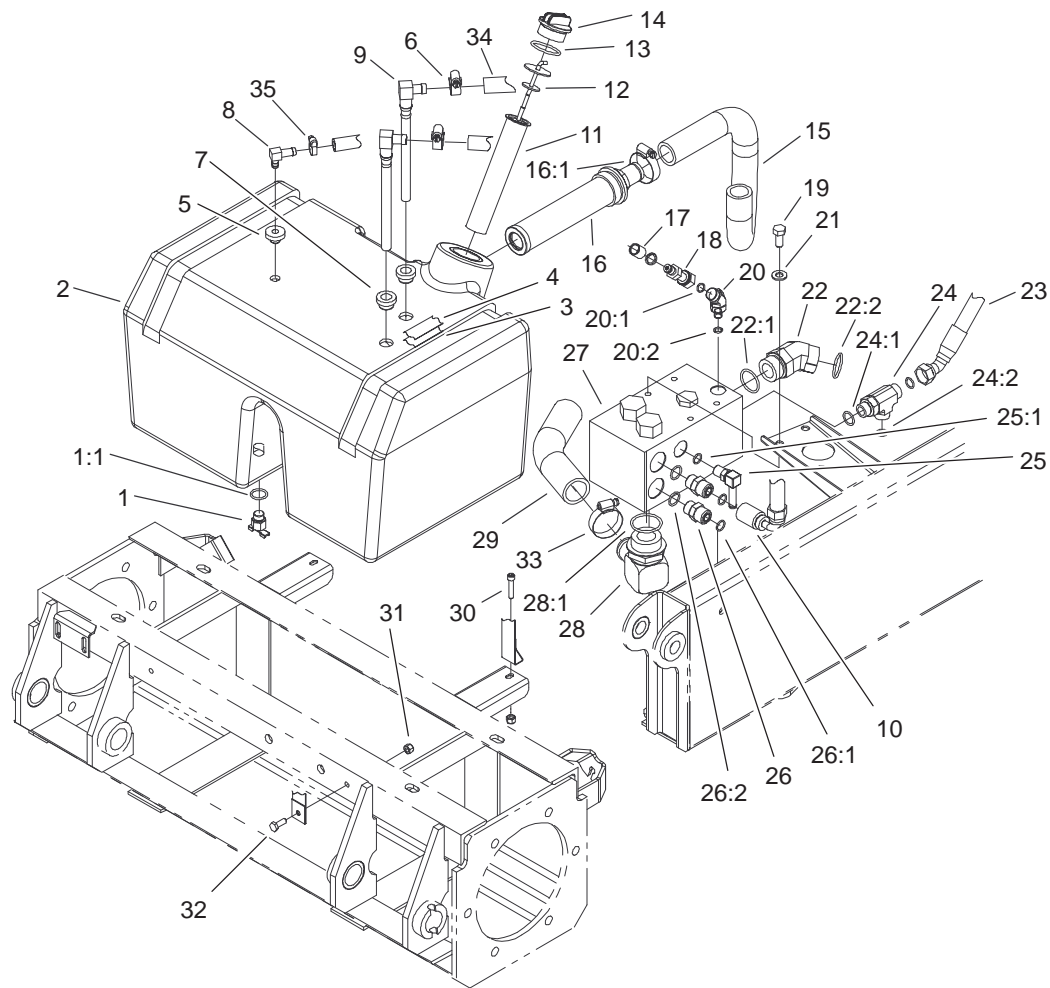


Sheet No.:19

Fan Drive and Flywheel Assembly

Ref. No.	Part No.	Qty.	Description
1	105-0750	1	Fan
2	104-2212	1	Clutch-Fan
3	322-2	8	Screw-HH
4	3253-4	8	Washer-Lock
5	100-3066	1	Adapter-Fan
6	52-6290	4	Screw-HH
7	98-3817	1	Kit-Solenoid
7:7	33113-025	3	Screw-HH
7:8	33113-016	2	Screw-HH
7:9	48-8020	5	Washer-Spring
7:10	33013-00	2	Nut-Hex
7:11	33093-00	3	Washer-Flat
7:12	3272-2	1	Pin-Cotter
8	100-5633	1	Spacer-Coupling
9	58-3590	2	Dowel
10	48-9570	6	Washer
11	100-5634	2	Bolt-Shoulder
12	33114-020	4	Screw-HH
13	92-1753	1	Coupling-Spring
14	100-5635	2	Pin-Plate
15	70-8470	6	Screw-HH
16	100-5632-03	1	Plate-Adapter
17	48-9590	14	Washer-Lock
18	43-0090	8	Screw-HH
19	104-2291	1	Cylinder ASM
20	3234-5	2	Screw

Ref. No.	Part No.	Qty.	Description
21	340-92	2	Fitting-Hyd, Straight
21:1	237-78	1	O-Ring
21:2	237-21	1	O-Ring
22	237-185	2	O-Ring
23	104-2295	1	Piston-Cylinder
24	104-2296	2	Ring-Back Up
25	32151-51	1	Ring-Retaining
26	104-8304	1	Seal-Grease
27	104-7540-03	1	Support-Cable
28	2411-38	1	Joint-Ball
29	3256-51	1	Washer-Flat
30	3296-21	1	Nut-Lock, NI
31	98-9346	1	Sender-Temperature
32	18-2770	1	Cable-Ground
33	42-9250	1	Bolt
34	100-5553	1	Harness-Wire, Engine
34:1	100-4918	3	Diode
35	100-5552	1	Harness-Wire
36	99-3441	1	Harness-Wire, Fusible Link
37	3255-2	1	Washer-Lock/Ext
38	3255-8	1	Washer-Lock/Ext
39	105-3238-03	2	Plate-Shim

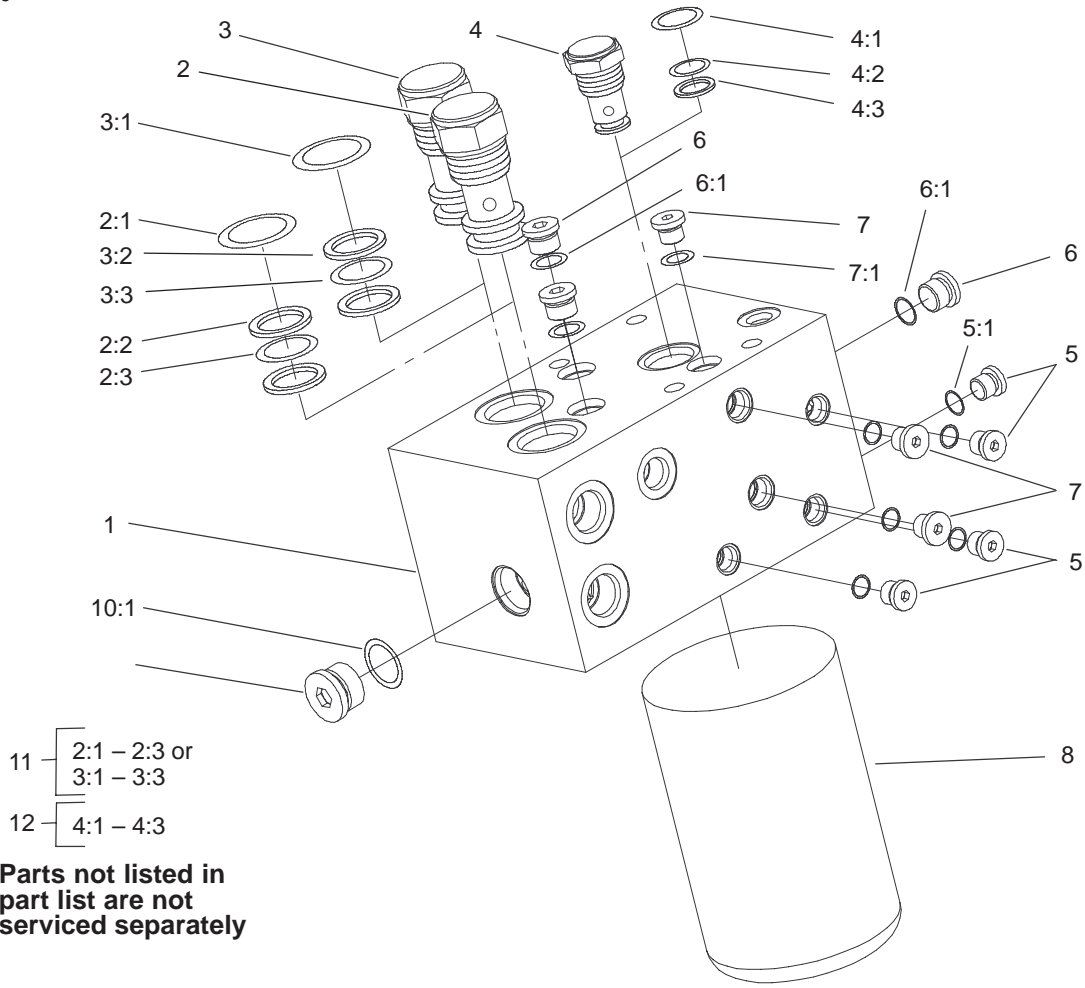


Sheet No.:20

Hydraulic Reservoir and Filter Assembly

Ref. No.	Part No.	Qty.	Description
1	104-8334	1	Petcock
1:1	237-42	1	O-Ring
2	104-0703	1	Reservoir-Hydraulic
3	93-5273	2	Strap-Felt
4	104-0794	2	Strap
5	46-6560	1	Bushing
6	2412-36	2	Clamp-Hose
7	104-0790	2	Bushing
8	46-6550	1	Fitting-Hyd, 90°
9	104-0791	2	Pipe-Stand
10	100-5522	1	Hose ASM
11	61-2790	1	Filter-Screen
12	104-2241	1	Oil Dipstick ASM
13	94-8166	1	O-Ring
14	93-7498	1	Plug-Plastic
15	100-5528	1	Hose-Suction
16	104-7546	1	Strainer-Tank
16:1	340-136	1	O-Ring
17	354-79	1	Cap-Fitting, Yellow
18	86-5480	1	Nipple-Test
19	323-5	3	Screw-HH
20	340-54	1	Elbow-45°
20:1	237-22	1	O-Ring
20:2	237-78	1	O-Ring
21	3256-24	3	Washer-Flat
22	104-3509	1	Fitting-Hyd

Ref. No.	Part No.	Qty.	Description
22:1	237-146	1	O-Ring
22:2	340-65	1	O-Ring
23	100-5521	1	Hose ASM
24	340-109	1	Fitting-Hyd
24:1	237-79	1	O-Ring
24:2	237-30	2	O-Ring
25	354-135	1	Fitting-Hyd 90°
25:1	237-42	1	O-Ring
26	340-4	2	Adapter
26:1	237-30	1	O-Ring
26:2	237-79	1	O-Ring
27	100-5558	1	Manifold-Filter
28	92-7526	1	Fitting-90°
28:1	237-101	1	O-Ring
29	104-0728	1	Hose-Filter
30	3274-51	2	Screw-HSH
31	3296-42	4	Nut-Lock, NI
32	321-4	2	Screw-HH
33	2412-111	2	Clamp
34	100-5592	1	Hose
35	2412-108	1	Clamp-Worm

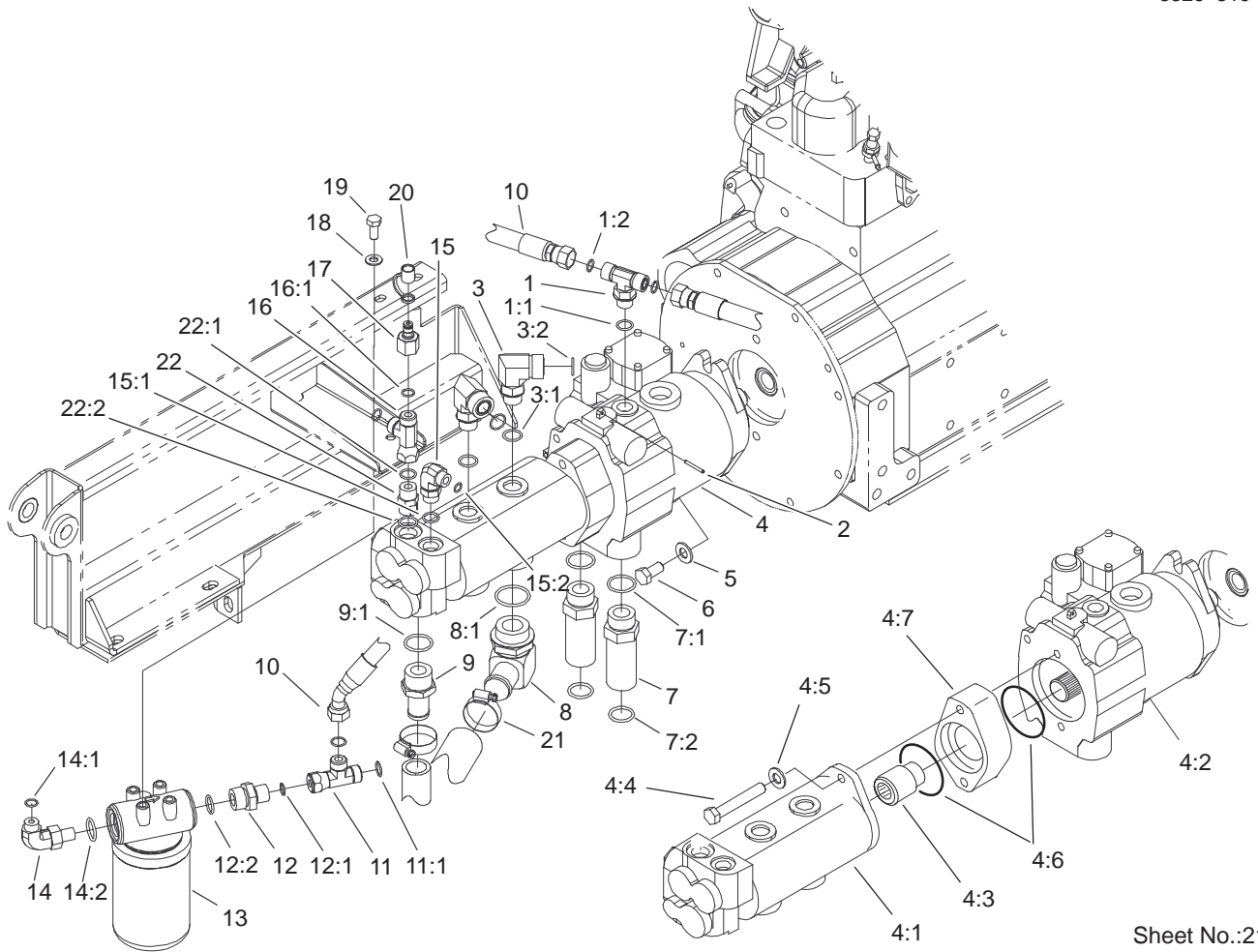


T-3771
Sheet No.:C2

Filter Manifold Assembly No. 100-5558

Ref. No.	Part No.	Qty.	Description
2	104-4292	1	Valve-Check
3	104-4293	1	Valve-Check
4	104-4294	1	Valve-Check
5	353-990	4	Plug
5:1	237-78	1	O-Ring
6	353-989	3	Plug-Hex, Hollow
6:1	237-42	1	O-Ring
7	354-137	1	Plug
8	94-2621	1	Element-Filter
10	354-70	1	Plug-Hex, Hollow
10:1	237-80	1	O-Ring
11	99-5504	2	Seal Kit
12	99-5503	1	Seal Kit

Ref. No.	Part No.	Qty.	Description



Sheet No.:21

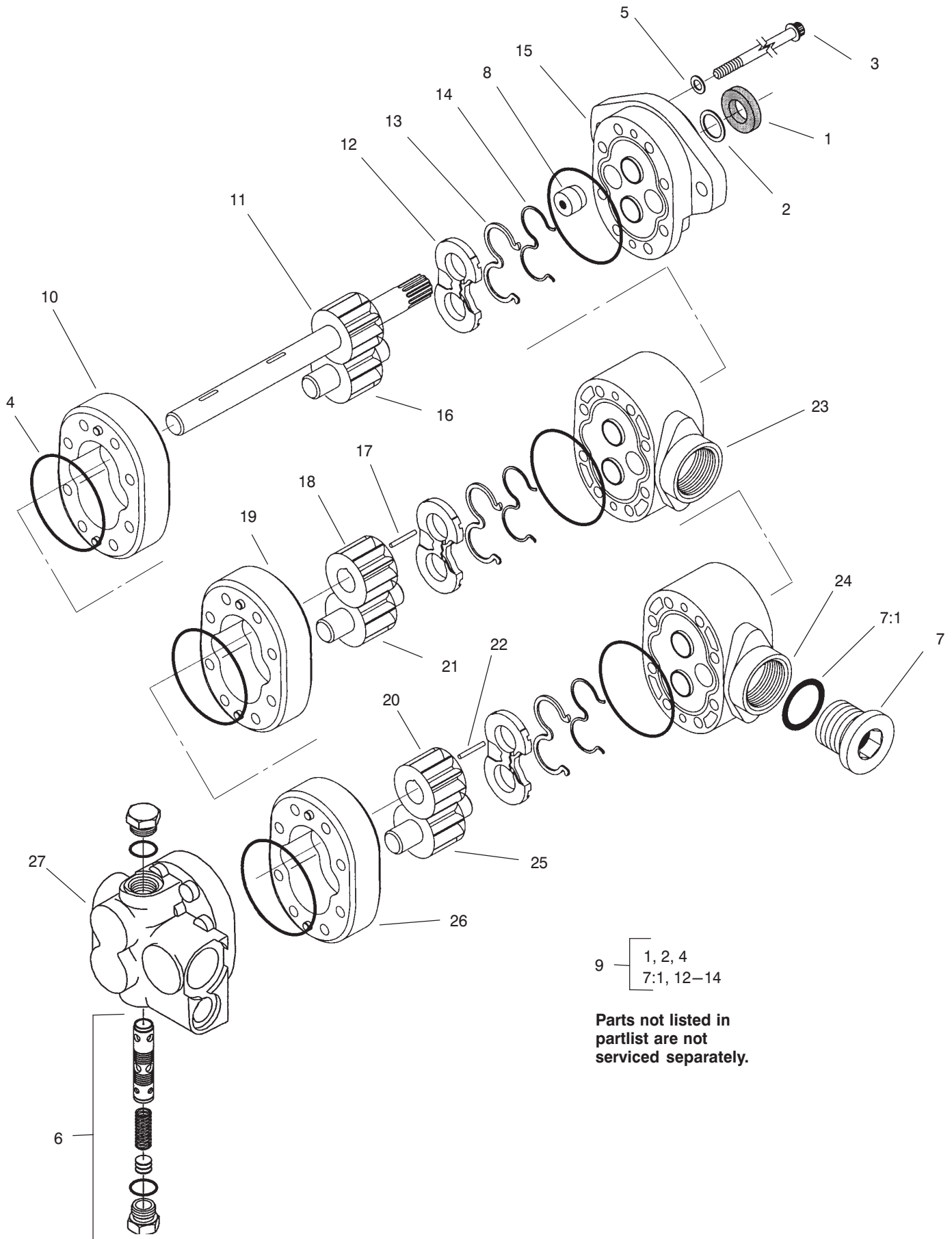
Pump Installation and Filter Assembly

Ref. No.	Part No.	Qty.	Description
1	340-157	1	Fitting-Hyd
1:1	237-79	1	O-Ring
1:2	237-30	2	O-Ring
2	32121-77	1	Pin-Roll
3	340-16	2	Fitting-Hyd, 90°
3:1	237-80	1	O-Ring
3:2	237-58	1	O-Ring
☆4		1	Pump ASM
4:1	100-3051	1	Gear Pump ASM
4:2	100-3050	1	Pump-Piston
4:3	74-9030	1	Coupler
4:4	323-32	2	Screw-HH
4:5	60-3540	2	Washer
4:6	60-3520	2	O-Ring
4:7	99-5510	1	Spacer
5	3256-26	2	Washer-Flat
6	3213-1	2	Screw-HH
7	100-5565	2	Fitting-Hyd
7:1	237-146	1	O-Ring
7:2	340-65	1	O-Ring
8	92-7526	1	Fitting-90°
8:1	237-101	1	O-Ring
9	354-78	1	Connector-Hose
9:1	237-146	1	O-Ring
10	100-5521	1	Hose ASM
11	340-104	1	Tee-Fitting

Ref. No.	Part No.	Qty.	Description
11:1	237-30	2	O-Ring
12	100-4240	1	Fitting-Adapter
12:1	237-30	1	O-Ring
12:2	237-81	1	O-Ring
13	93-2242	1	Oil Filter ASM
*13:1	75-1310	1	Element-Filter
14	340-131	1	Elbow-90°
14:1	237-30	1	O-Ring
14:2	237-81	1	O-Ring
15	340-18	1	Fitting-Hyd, 90°
15:1	237-79	1	O-Ring
15:2	237-22	1	O-Ring
16	340-104	1	Tee-Fitting
16:1	237-30	2	O-Ring
17	100-5616	1	Fitting-Hyd
18	3256-24	2	Washer-Flat
19	323-5	2	Screw-HH
20	354-79	1	Cap-Fitting, Yellow
21	2412-111	2	Clamp
22	340-6	1	Fitting-Hyd, Straight
22:1	237-30	1	O-Ring
22:2	237-80	1	O-Ring

☆ Not serviced
 * Not illustrated

Gear Pump Assembly No. 100-3051



Gear Pump Assembly No. 100-3051

Ref. No.	Part No.	Qty.	Description
1	49-2640	1	Seal-Shaft
2	60-5890	1	Washer
3	105-2867	8	Capscrew
4	105-2866	6	O-Ring
5	74-8920	4	Washer-Copper
6	105-2870	1	Valve-Proportional
7	94-3013	1	Plug
8	94-3011	1	Plug
9	105-2868	1	Seal Kit

Ref. No.	Part No.	Qty.	Description

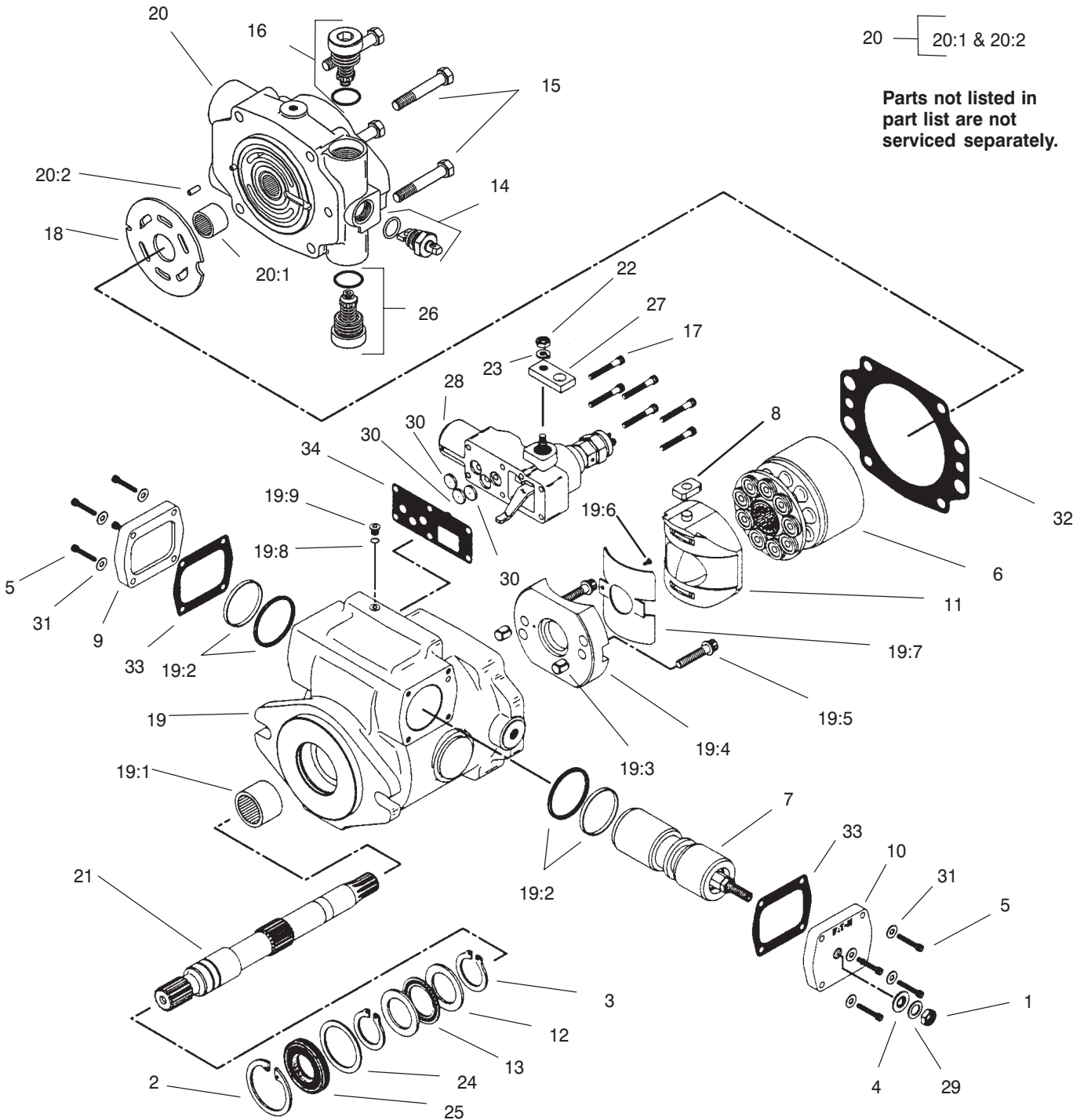
Piston Pump Assembly No. 100-3050

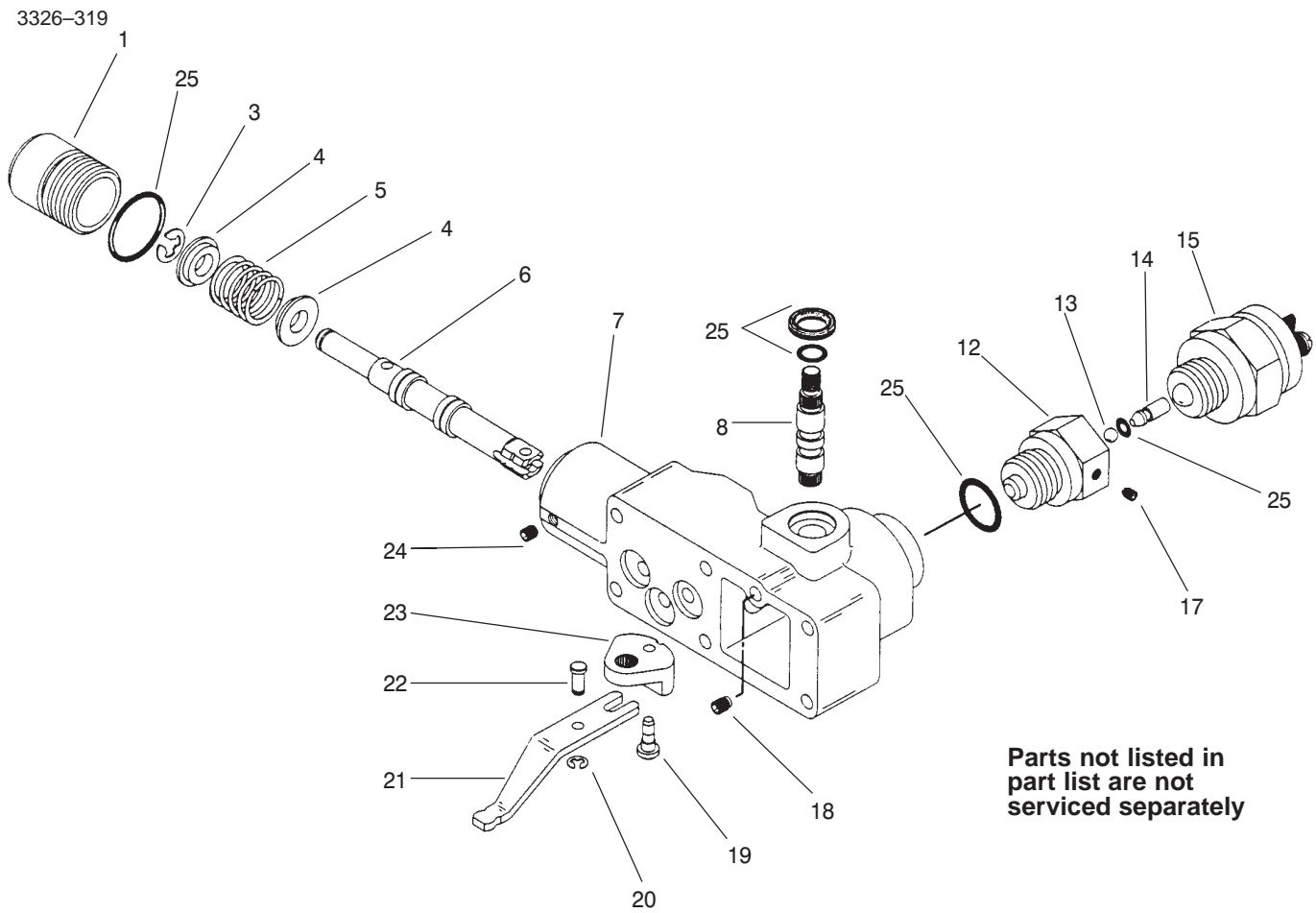
35 — [2-4, 16:1, 19:2
19:8, 26:1, 32-34

19 — [19:1-19:9

20 — [20:1 & 20:2

**Parts not listed in
part list are not
serviced separately.**



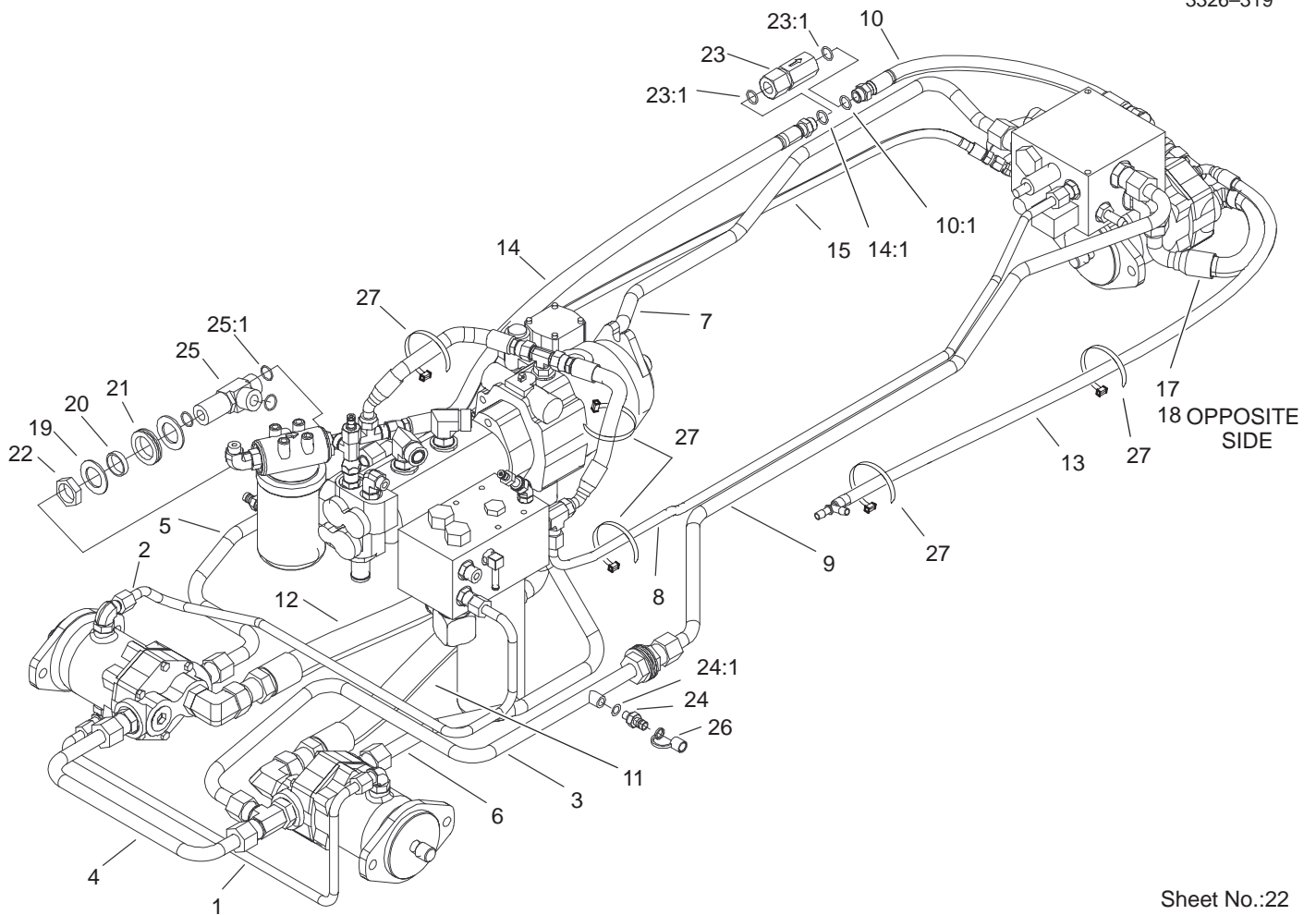


T-2119-1
Sheet No.:C5

Manual Servo Control Assembly No. 93-6306

Ref. No.	Part No.	Qty.	Description
15	94-3043	1	Switch-Safety, Neutral
25	94-3044	1	Seal Kit

Ref. No.	Part No.	Qty.	Description
----------	----------	------	-------------

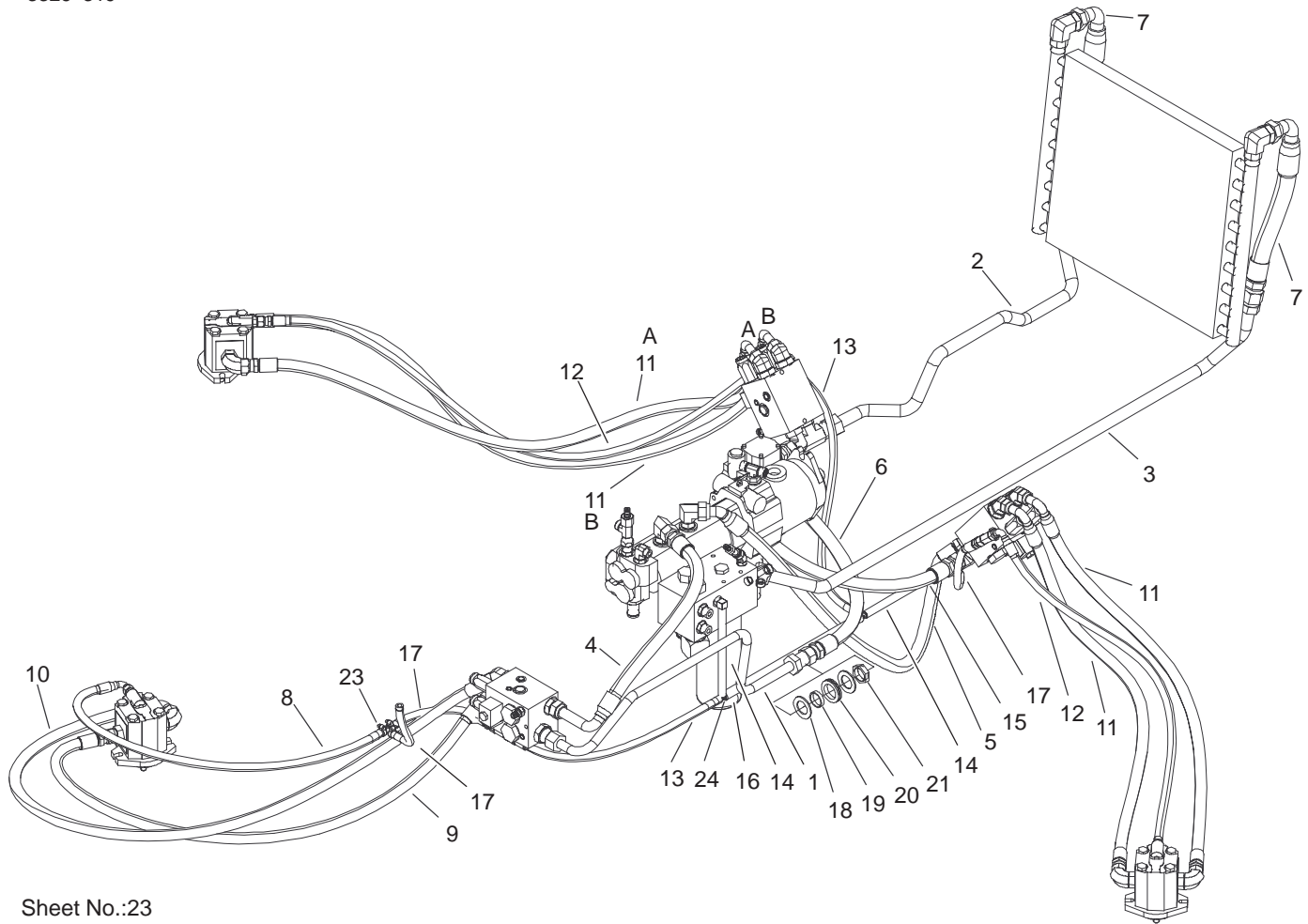


Sheet No.:22

Traction Hydraulic Plumbing Assembly

Ref. No.	Part No.	Qty.	Description
1	100-3095	1	Tube-Hyd, Drain & Motors
2	104-0793	1	Tube-Hyd, Drain Motor & Filter
3	100-5573	1	Tube-Hyd, Motor LH Front
4	100-5574	1	Tube-Hyd, Motor Front
5	104-3581	1	Tube-Hyd, Motor RH
6	104-3582	1	Tube-Hyd, Motor LH
7	100-5571	1	Tube-Hyd, Traction RH Rear
8	104-0792	1	Tube-Hyd, Charge LH
9	100-5572	1	Tube-Hyd, Traction LH Rear
10	100-5617	1	Hose ASM
10:1	237-79	1	O-Ring
11	100-5524	1	Hose-ASM
12	100-5525	1	Hose ASM
13	100-5614	1	Hose ASM
14	104-2237	1	Hose ASM
14:1	237-79	1	O-Ring
15	100-5643	1	Hose ASM
17	100-5579	1	Hose ASM
18	104-3502	1	Hose ASM
19	69-8910	4	Washer

Ref. No.	Part No.	Qty.	Description
20	69-8900	2	Spacer
21	240-7	2	Grommet-Rubber
22	340-126	2	Nut-Bulkhead
23	100-5600	1	Valve-Check
24	354-77	2	Fitting-Quick
24:1	237-78	1	O-Ring
25	104-3558	1	Fitting-Bulkhead
25:1	237-58	3	O-Ring
26	354-79	2	Cap-Fitting, Yellow
27	3290-379	5	Tie-Cable

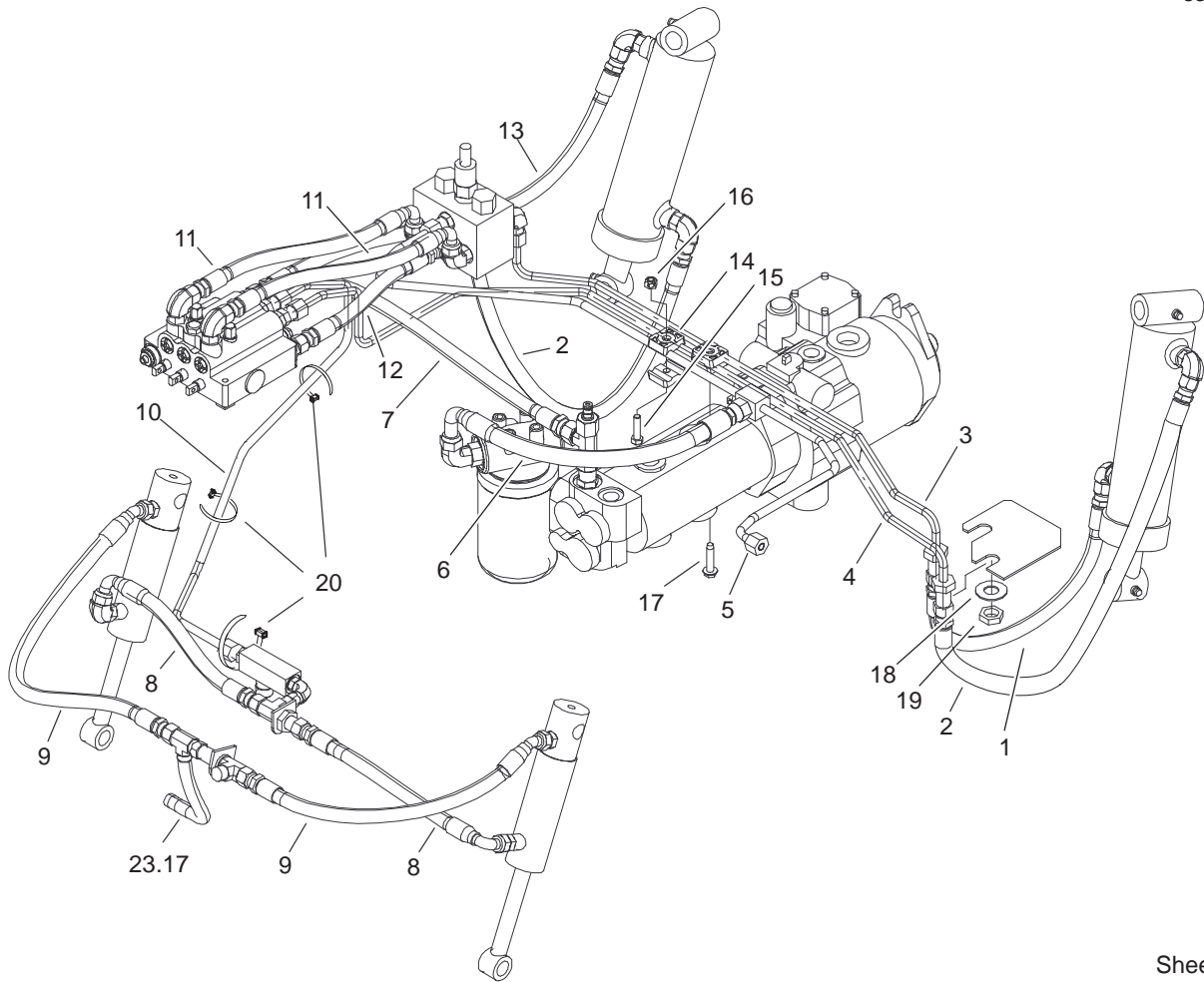


Sheet No.:23

PTO Hydraulic Plumbing Assembly

Ref. No.	Part No.	Qty.	Description
1	104-0795	1	Tube-Hyd, PTO Front
2	104-0796	1	Tube-Hyd, Cooler RH
3	104-0797	1	Tube-Hyd, Cooler LH
4	95-0961	1	Hose ASM
5	104-2264	1	Hose ASM
6	104-2235	1	Hose ASM
7	100-5568	2	Hose ASM
8	104-2262	1	Hose ASM
9	104-2261	1	Hose ASM
10	104-2260	1	Hose ASM
11	104-2263	4	Hose ASM
12	104-2265	2	Hose ASM
13	100-5570	2	Hose ASM
14	100-5649	2	Hose
15	100-5645	1	Hose ASM
16	100-5607	1	Hose
17	100-5641	3	Hose ASM
18	69-8910	2	Washer
19	69-8900	1	Spacer
20	240-7	1	Grommet-Rubber
21	340-126	1	Nut-Bulkhead
23	2412-108	13	Clamp-Worm
24	354-107	4	Fitting-Hydraulic, Tee

Ref. No.	Part No.	Qty.	Description
----------	----------	------	-------------

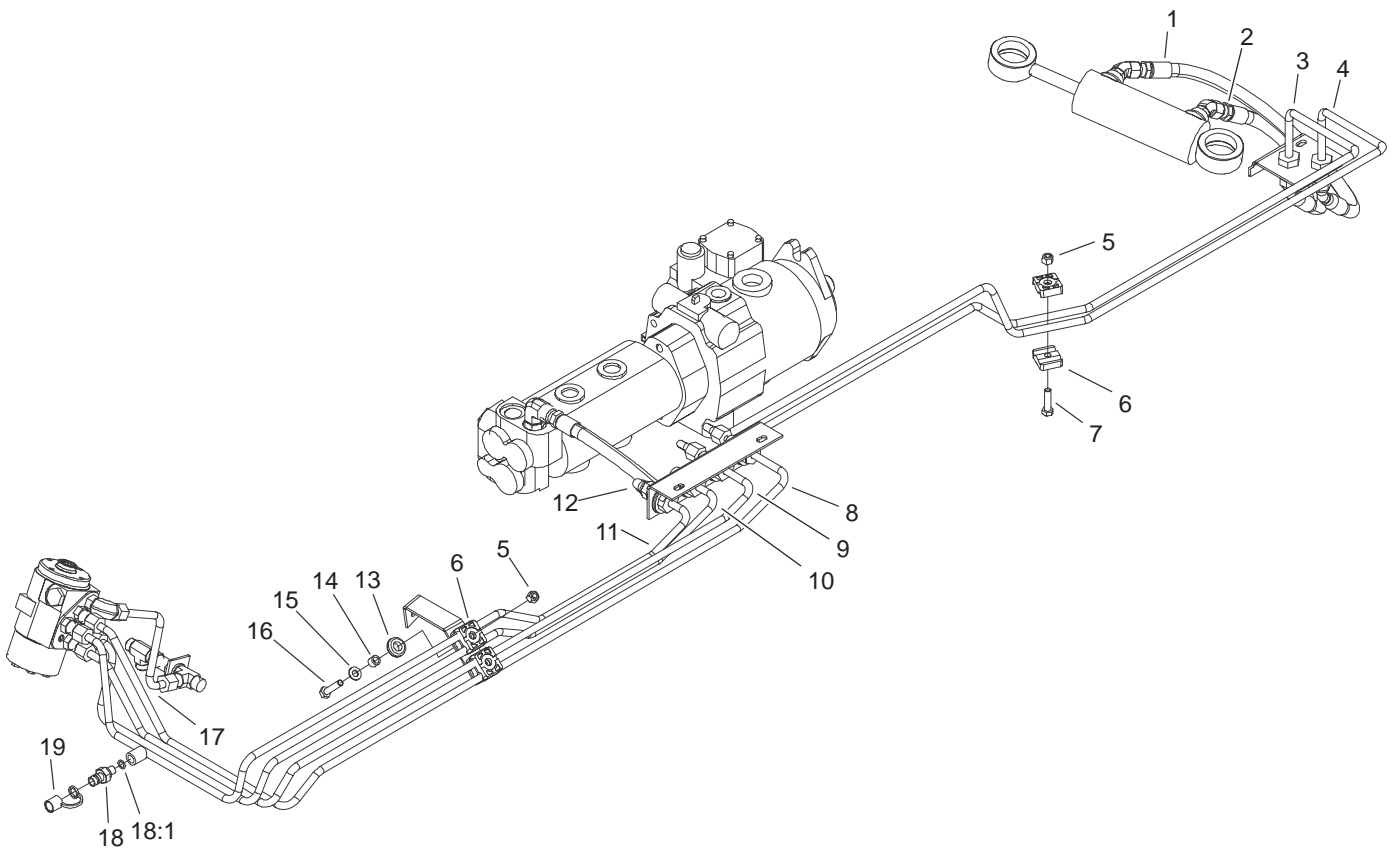


Sheet No.:24

Lift Arm Hydraulic Plumbing Assembly

Ref. No.	Part No.	Qty.	Description
1	100-5629	1	Hose ASM
2	100-5630	2	Hose ASM
3	100-3087	1	Tube-Hyd, Left Return
4	100-3088	1	Tube-Hyd, Lift
5	100-3089	1	Tube-Hyd, Charge
6	83-9600	1	Hose ASM
7	104-2239	1	Hose ASM
8	104-2234	2	Hose ASM
9	92-7595	2	Hose ASM
10	100-3084	1	Front Lift Tube ASM
11	104-2240	2	Hose ASM
12	100-5589	1	Hose ASM
13	100-5631	1	Hose ASM
14	56-7973	4	Clamp-Tube
15	322-6	1	Screw-HH
16	3296-29	1	Nut-Lock
17	32144-57	1	Screw
18	69-8940	2	Washer
19	340-70	2	Locknut-Bulkhead
20	3290-379	3	Tie-Cable

Ref. No.	Part No.	Qty.	Description

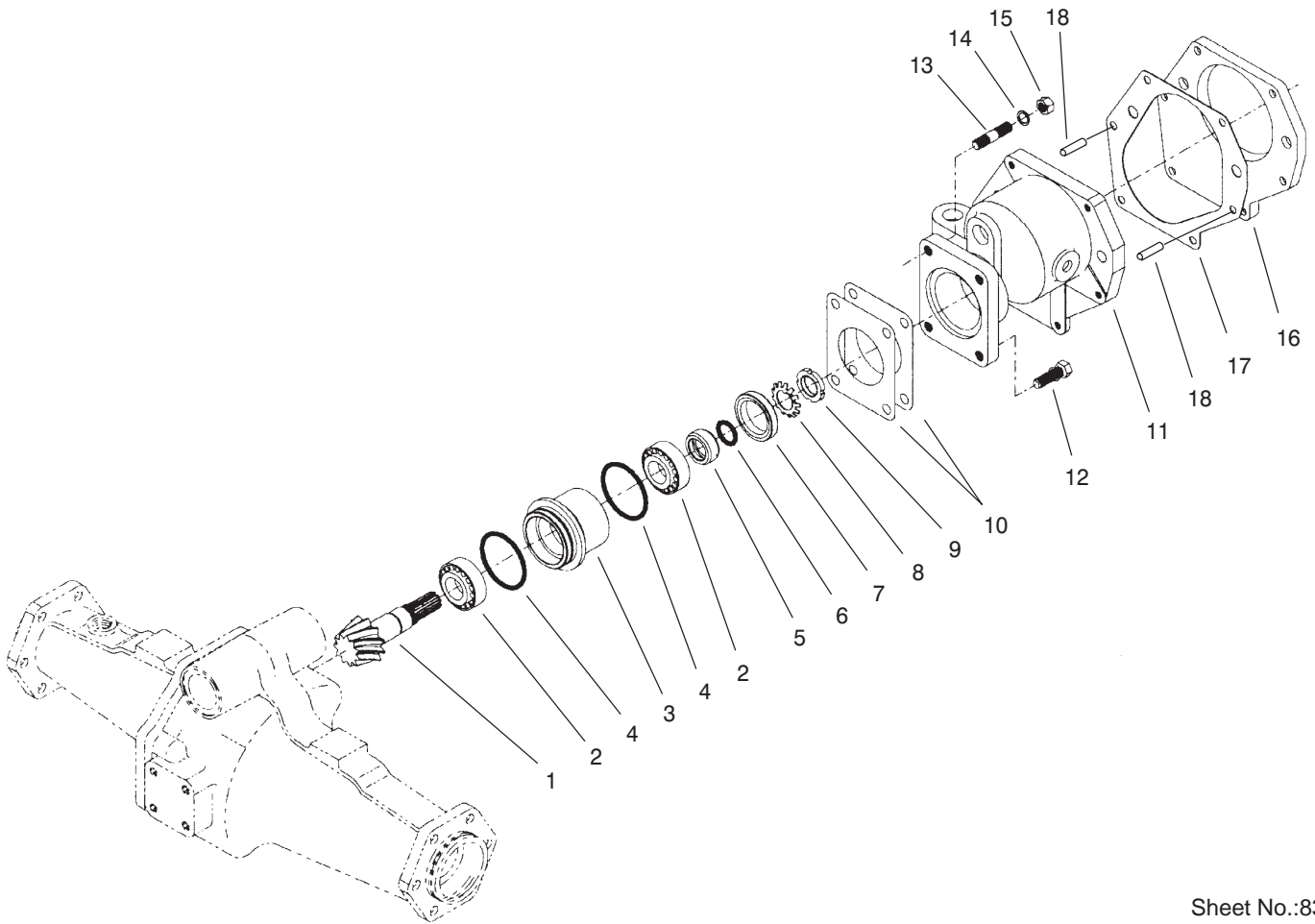


Sheet No.:25

Steering Hydraulic Plumbing Assembly

Ref. No.	Part No.	Qty.	Description
1	92-7538	1	Hose ASM
2	92-7539	1	Hose ASM
3	100-5576	1	Tube-Hyd, Steer RH Rear
4	100-5575	1	Tube-Hyd, Steer LH Rear
5	3296-29	3	Nut-Lock
6	56-7973	6	Clamp-Tube
7	322-6	1	Screw-HH
8	100-3091	1	Tube-Hyd, Steer LH Front
9	100-3092	1	Tube-Hyd, Steer RH Front
10	100-3093	1	Tube-Hyd, Steer Power Beyond
11	100-3090	1	Tube-Hyd, Steer Pressure
12	69-5440	1	Hose ASM
13	93-5108	2	Grommet-Rubber
14	93-5109	2	Spacer
15	3256-71	2	Washer-Flat
16	322-7	2	Screw-HH
17	100-5588	1	Tube-Hyd, Steer & Drain
18	354-77	1	Fitting-Quick

Ref. No.	Part No.	Qty.	Description
18:1	237-78	1	O-Ring
19	354-79	1	Cap-Fitting, Yellow

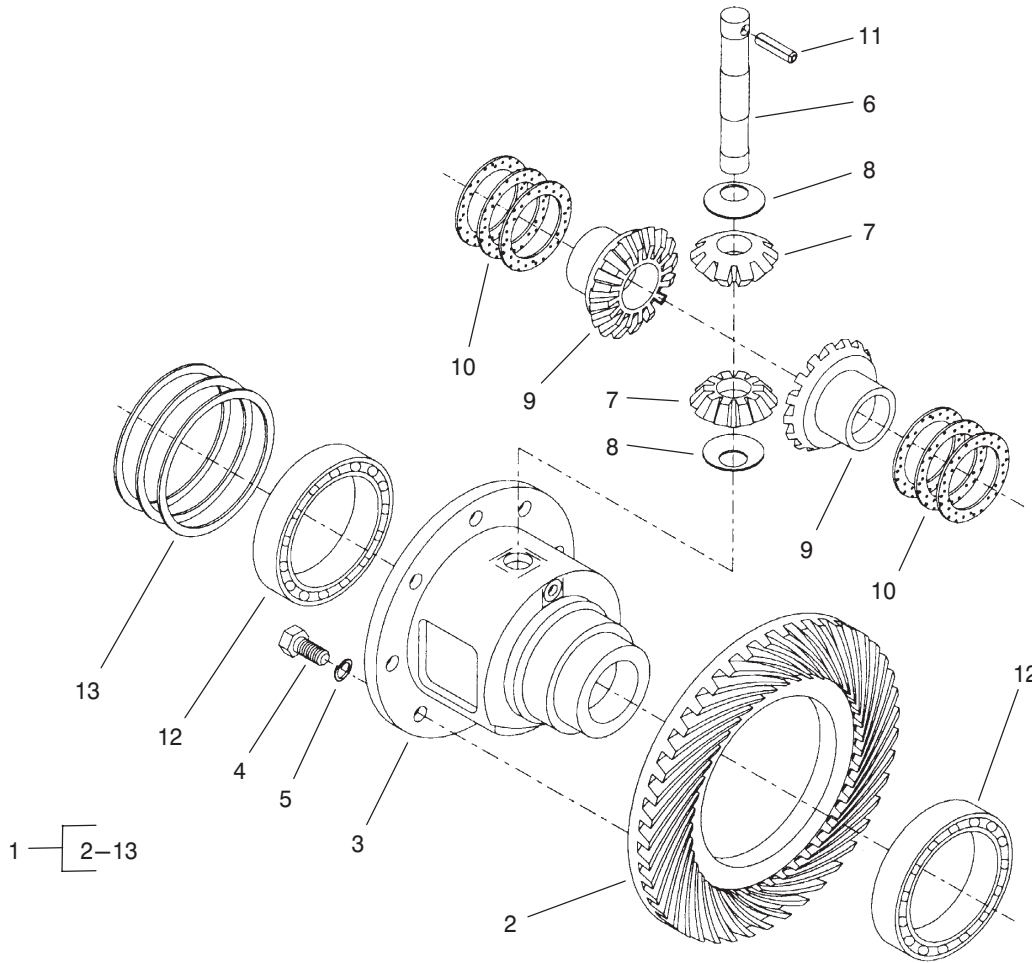


Sheet No.:83
T-3202-1

Rear Axle Assembly No. 100-3784 Bevel Pinion Shaft Assembly

Ref. No.	Part No.	Qty.	Description
1	100-2555	1	Ring And Pinion Matched Set
2	99-7570	2	Bearing-Taper Roller
3	95-7534	1	Case-Bearing
4	99-7571	2	O-Ring
5	99-7572	1	Collar-Oil Seal
6	99-7573	1	O-Ring
7	99-7574	1	Seal-Oil
8	99-7559	1	Washer-Lock
9	99-7560	1	Nut-Lock
10	99-7550	2	Shim 0.1
10	99-7551	2	Shim 0.2
11	95-7533	1	Case-Gear
12	99-7575	2	Bolt
13	100-2556	2	Stud
14	99-7527	2	Washer-Spring
15	99-7526	2	Nut
16	95-7541	1	Plate-Cover
17	95-7540	1	Gasket
18	104-2353	2	Pin-Dowel

Ref. No.	Part No.	Qty.	Description

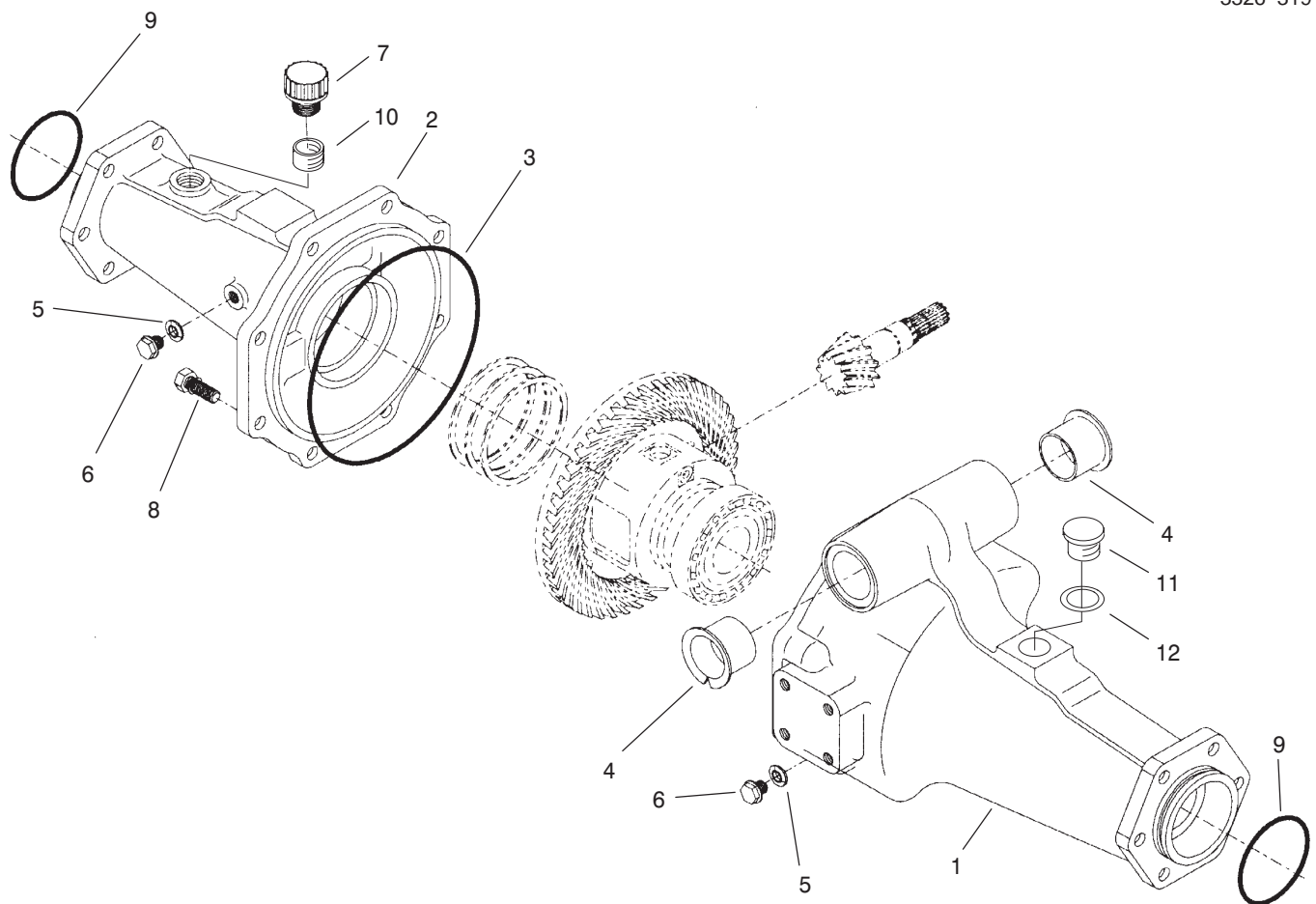


Sheet No.:84
T-3203-1

Rear Axle Assembly No. 100-3784 (Continued) Differential Assembly

Ref. No.	Part No.	Qty.	Description
1	95-7503	1	Differential ASM
2	100-2555	1	Ring And Pinion Matched Set
3	95-7502	1	Case-Differential
4	99-7576	8	Bolt
5	99-7577	8	Washer-Spring
6	99-7578	1	Shaft-Differential
7	99-7579	2	Pinion-Differential
8	99-7580	2	Washer-Differential
9	99-7581	2	Gear-Differential
10	99-7582	2	Washer-Differential
10	99-7583	2	Washer-Differential
10	99-7584	2	Washer-Differential
11	99-7588	1	Pin-Spring
12	99-7562	2	Bearing-Ball
13	99-7585	2	Shim 0.1
13	99-7586	2	Shim 0.2
13	99-7587	2	Shim 0.4

Ref. No.	Part No.	Qty.	Description

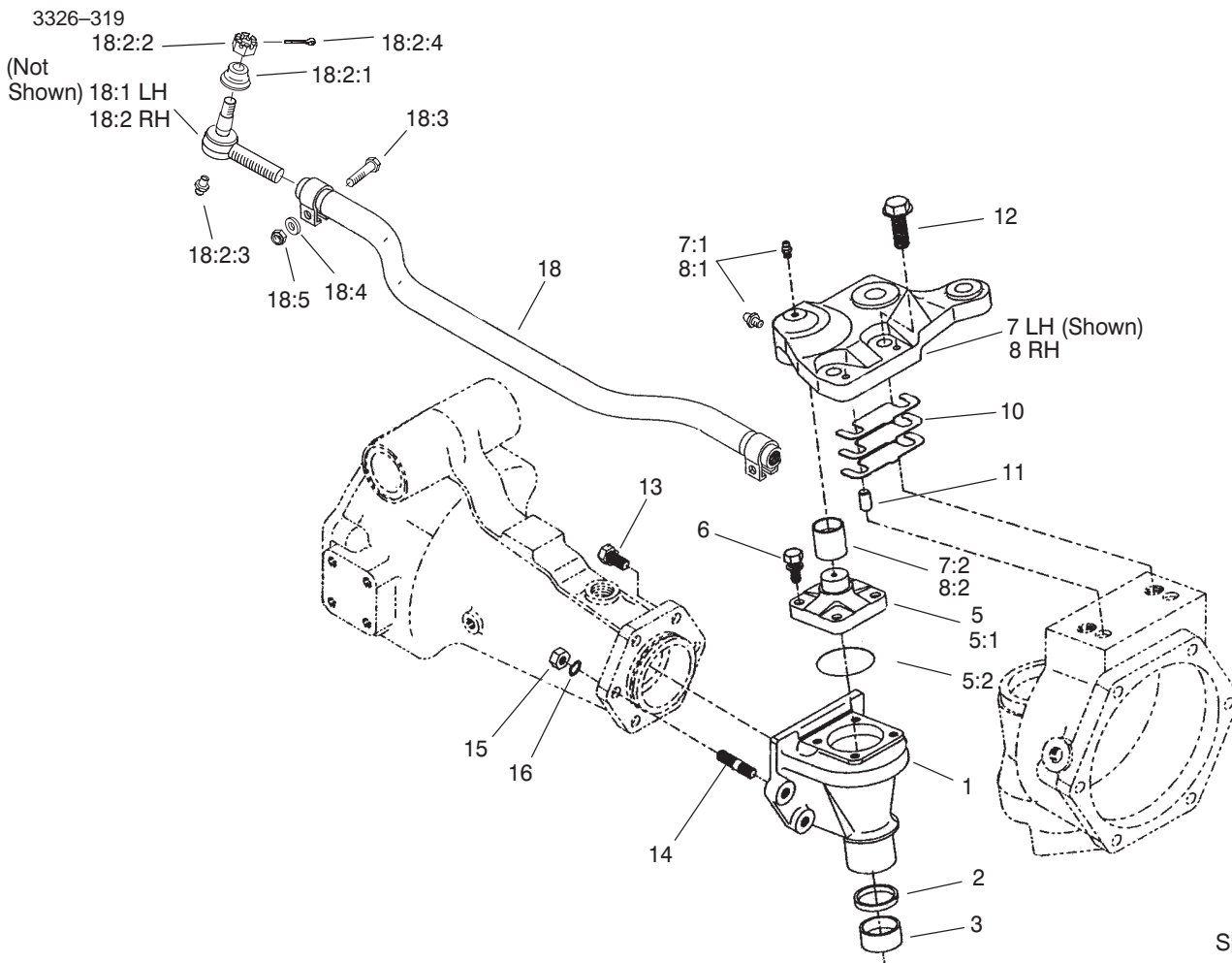


Sheet No.:85
T-3204-1

Rear Axle Assembly No. 100-3784 (Continued) Axle Support Assembly

Ref. No.	Part No.	Qty.	Description
1	95-7508	1	Support-Axle
2	95-7506	1	Support-Axle
3	95-7507	1	O-Ring
4	95-7537	2	Bushing-Flanged
5	99-7590	2	Washer-Seal
6	99-7589	2	Plug
7	99-7591	1	Oil Plug ASM
8	99-7592	8	Bolt
9	99-7593	2	O-Ring
10	104-2377	1	Extension, Vent
11	104-8643	1	Plug
12	104-8644	1	O-Ring

Ref. No.	Part No.	Qty.	Description



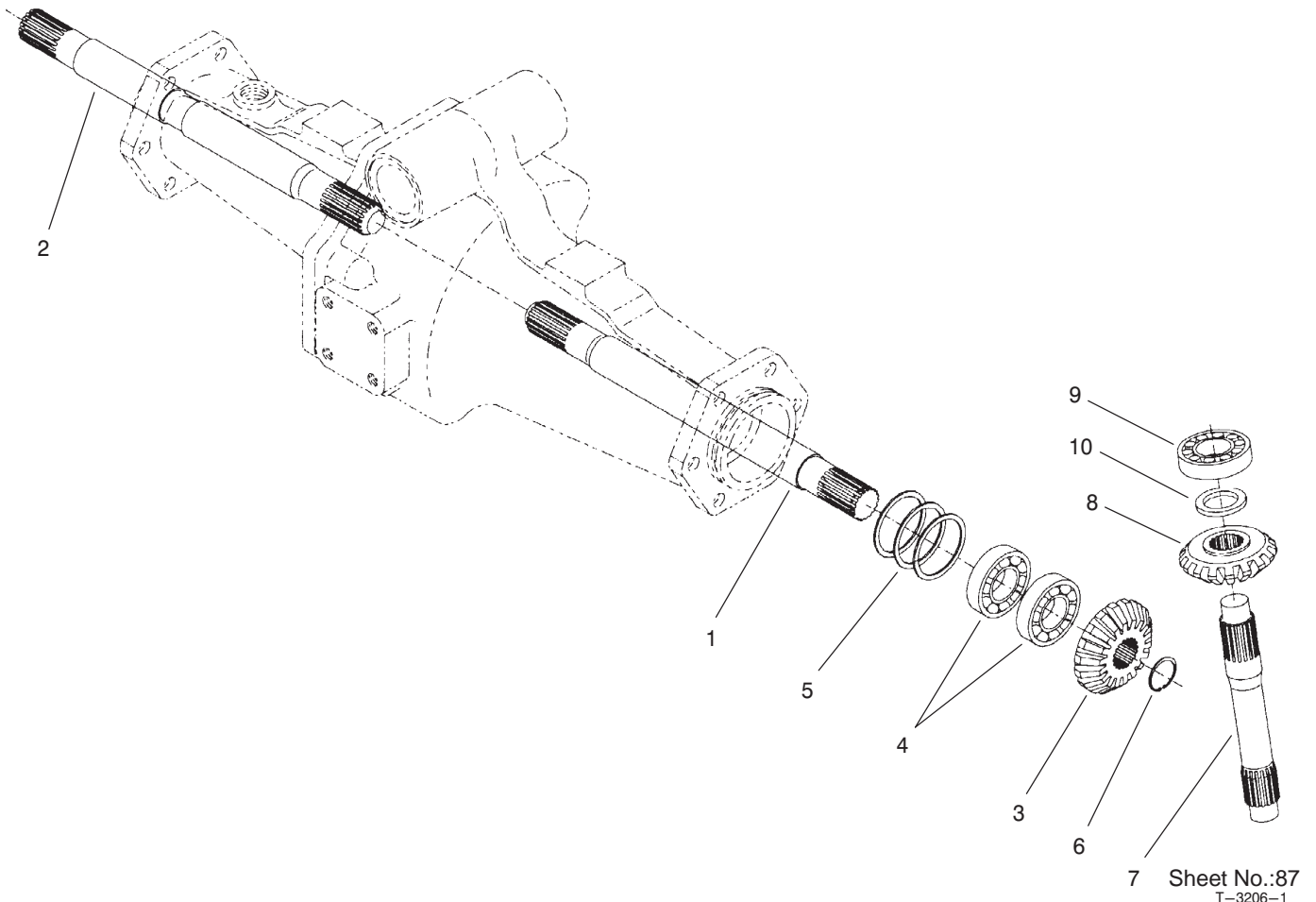
Sheet No.:86
T-3503

Rear Axle Assembly No. 100-3784 (Continued) Bevel Gear Case Assembly

Ref. No.	Part No.	Qty.	Description
1	95-7538	2	Case-Bevel Gear
2	100-2557	2	Seal-Oil
2	104-2378	2	Bushing
5	104-2376	2	Knuckle ASM
5:1	104-2373	1	Knuckle
5:2	104-2372	1	O-Ring
6	104-2374	8	Bolt
7	100-3768	1	LH Steering Arm ASM
8	100-3766	1	RH Steering Arm ASM
10	95-7547	2	Shim 0.1
10	95-7548	2	Shim 0.2
10	95-7549	2	Shim 0.4
11	99-7597	4	Pin-Dowel
12	104-2375	4	Bolt
13	99-7599	8	Bolt
14	99-7525	4	Stud
15	99-7526	4	Nut
16	99-7527	4	Washer-Spring
18	100-3762	1	Tie Rod ASM
*18:1	100-3851	1	LH Tie Rod End ASM
*18:1:1	100-3853	1	Cover-Dust
*18:1:2	100-3854	1	Nut-Castle
18:2	100-3852	1	RH Tie Rod End ASM
18:2:1	100-3853	1	Cover-Dust

Ref. No.	Part No.	Qty.	Description
18:2:2	100-3854	1	Nut-Castle
18:3	100-3855	2	Bolt
18:4	99-7527	2	Washer-Spring
18:5	99-7526	2	Nut

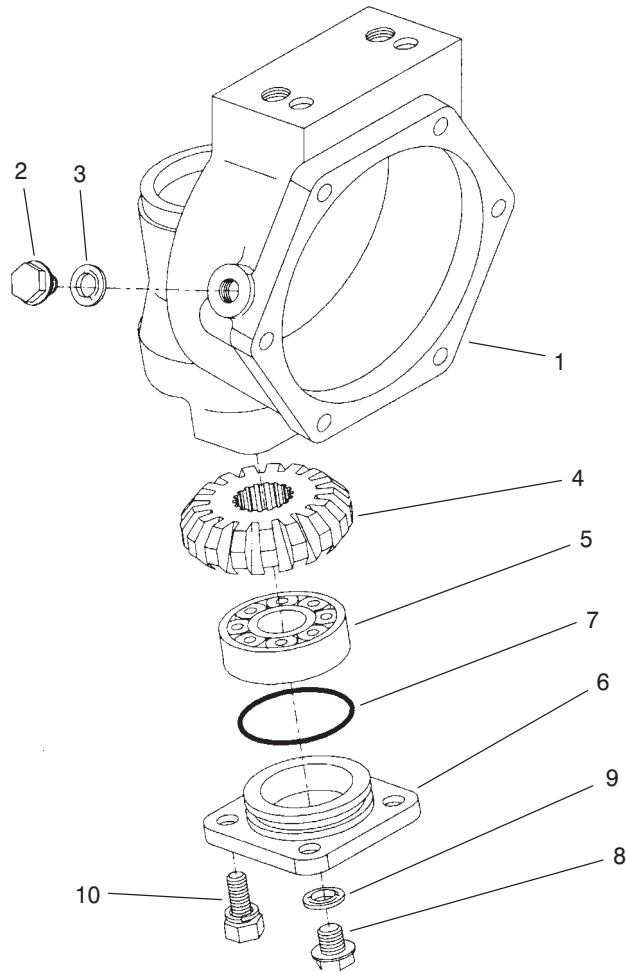
* Not illustrated



Rear Axle Assembly No. 100-3784 (Continued) Bevel Gear Shaft Assembly

Ref. No.	Part No.	Qty.	Description
1	95-7509	1	Shaft-Gear, Differential
2	95-7512	1	Shaft-Gear, Differential
3	95-7517	2	Gear-15 Tooth Bevel
4	99-7530	4	Bearing-Ball
5	99-7552	2	Shim 0.1
5	99-7553	2	Shim 0.2
5	99-7554	2	Shim 0.5
6	99-7531	2	Clip
7	95-7529	2	Shaft-Bevel Gear
8	95-7519	2	Gear-17 Tooth Bevel
9	99-7532	2	Bearing-Taper Roller
10	99-7558	2	Collar

Ref. No.	Part No.	Qty.	Description

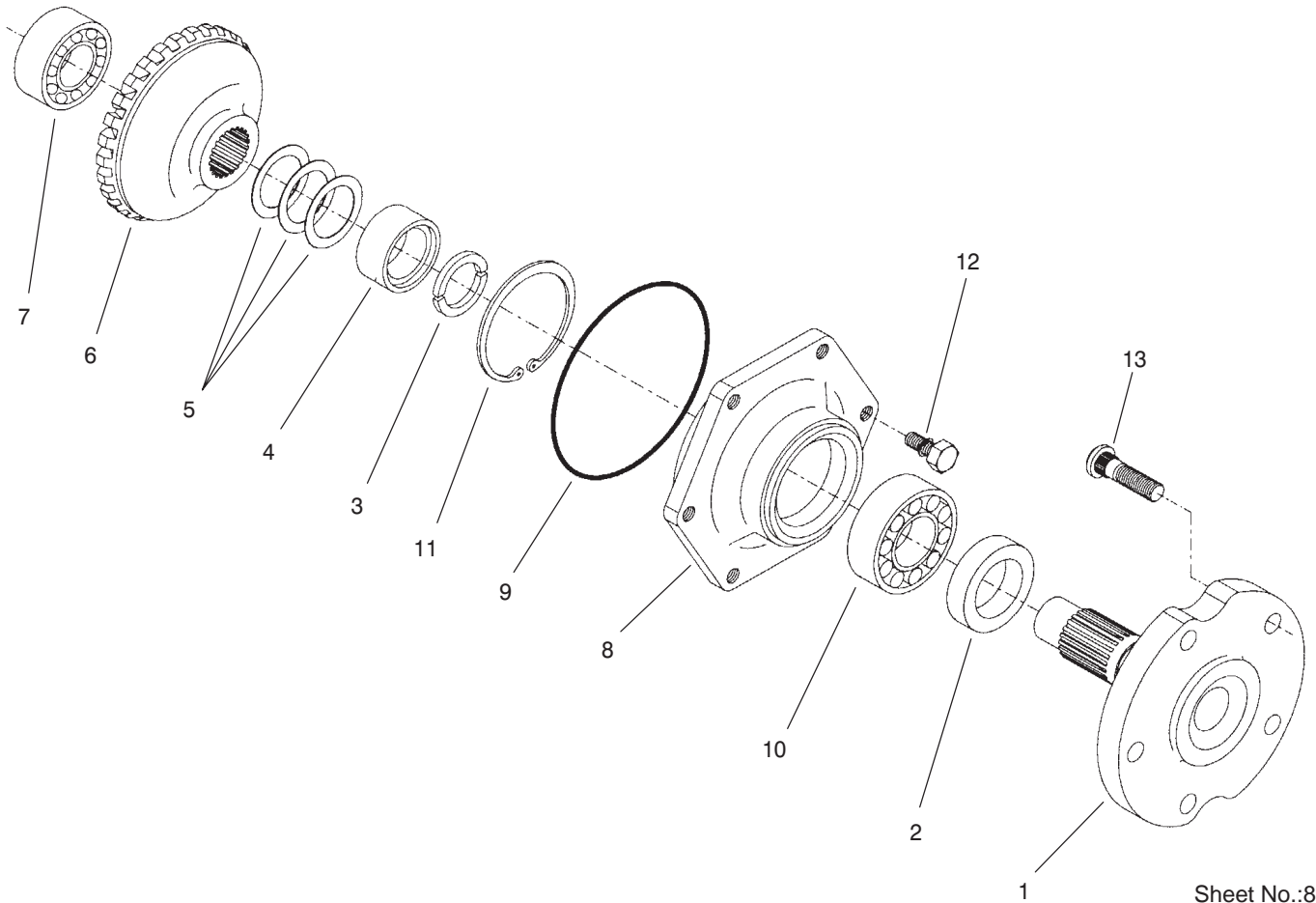


Sheet No.:88
T-3207-1

Rear Axle Assembly No. 100-3784 (Continued) Axle Case Assembly

Ref. No.	Part No.	Qty.	Description
1	95-7531	2	Case-Axle
2	99-7535	2	Plug
3	99-7536	2	Washer-Seal
4	95-7527	2	Gear-17 Tooth Bevel
5	99-7532	2	Bearing-Taper Roller
6	100-2560	2	Cover
7	100-2561	2	O-Ring
8	99-7589	2	Plug
9	99-7590	2	Washer-Seal
10	100-2562	8	Bolt

Ref. No.	Part No.	Qty.	Description

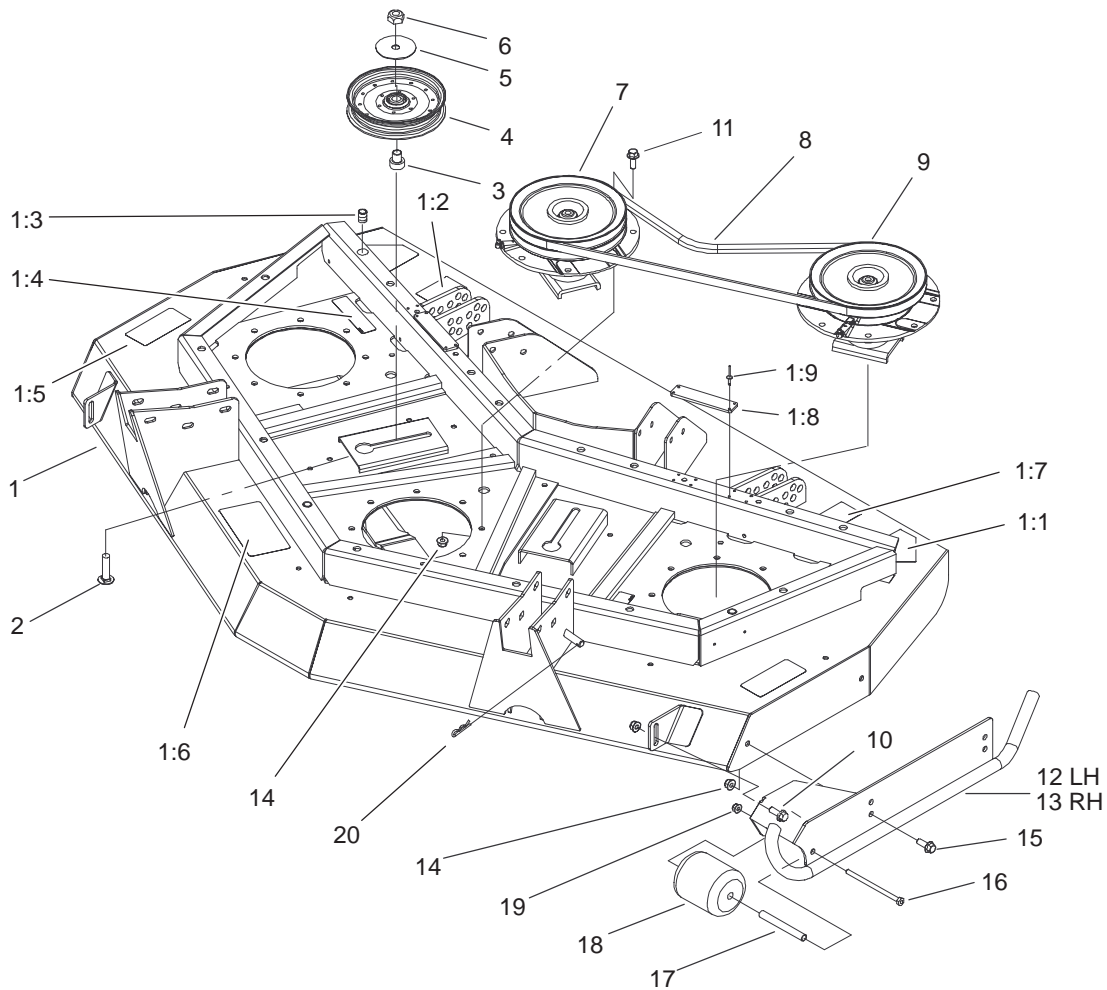


Sheet No.:89
T-3108-1

Rear Axle Assembly No. 100-3784 (Continued) Axle Assembly

Ref. No.	Part No.	Qty.	Description
1	95-7522	2	Axle
2	99-7564	2	Seal-Oil
3	95-7544	4	Clip
4	95-7523	2	Spacer
5	99-7555	2	Shim 0.3
5	99-7556	2	Shim 0.2
5	99-7557	2	Shim 0.5
6	95-7524	2	Gear-29 Tooth Bevel
7	99-7534	2	Bearing-Ball
8	95-7521	2	Cover-Axle
9	99-7538	2	O-Ring
10	99-7561	2	Bearing-Ball
11	99-7539	2	Clip
12	99-7596	12	Bolt
13	99-7563	10	Stud

Ref. No.	Part No.	Qty.	Description

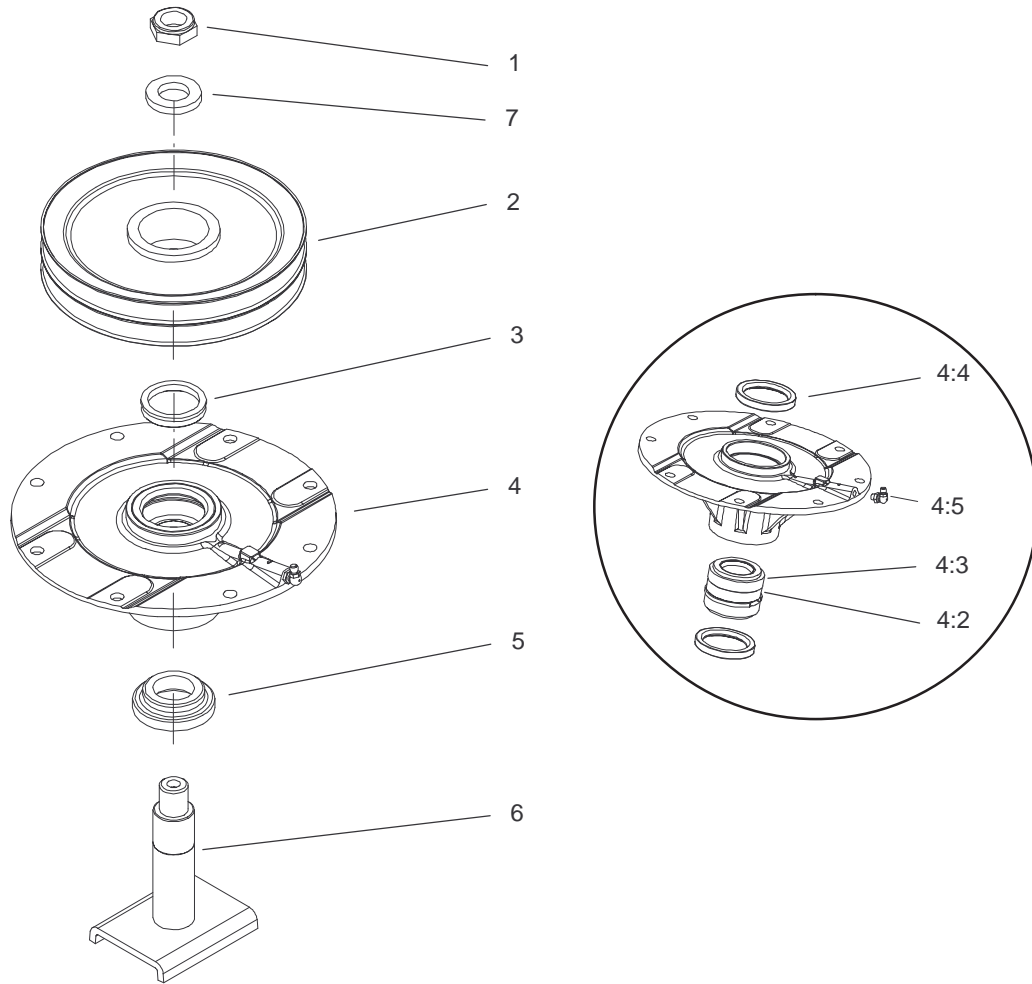


Sheet No.:2

Front Deck, Idler and Skid Assembly

Ref. No.	Part No.	Qty.	Description
1	100-3035	1	Front Deck ASM
1:1	43-8480	2	Decal-Danger
1:1	100-6583	2	Decal-Danger
1:2	100-5624	1	Decal-HOC, RH
1:3	32148-9	3	Nut-Insert
1:4	100-6578	4	Decal-Danger
1:5	93-7818	2	Decal-Torque, Blade Bolt
1:6	100-5622	1	Decal-HOC
1:7	104-3578	1	Decal-HOC, LH
1:8	105-0786	2	Pad-Plastic
1:9	3269-24	8	Rivet
2	9002719	2	Screw-CARR
3	100-2984	2	Spacer-Idler
4	99-5493	2	Pulley-Idler
5	100-3102	2	Washer-Flat
6	3296-25	2	Nut-Lock NI
7	104-3530	1	Double Driven Spindle ASM
8	55-7660	2	V-Belt
9	104-3531	1	High Driven Spindle ASM
10	3231-2	2	Screw-CARR
11	3234-24	20	Screw-HHF
12	100-5612-01	1	LH Skid ASM
13	100-5605-01	1	RH Skid ASM

Ref. No.	Part No.	Qty.	Description
14	104-8301	30	Nut-Flange, NI
15	3234-42	4	Screw-HHF
16	322-29	2	Screw-HH
17	93-4685	2	Spacer
18	93-4803	2	Roller-Deck
19	104-8300	2	Nut-Flange, NI
20	3290-355	1	Pin-Hair

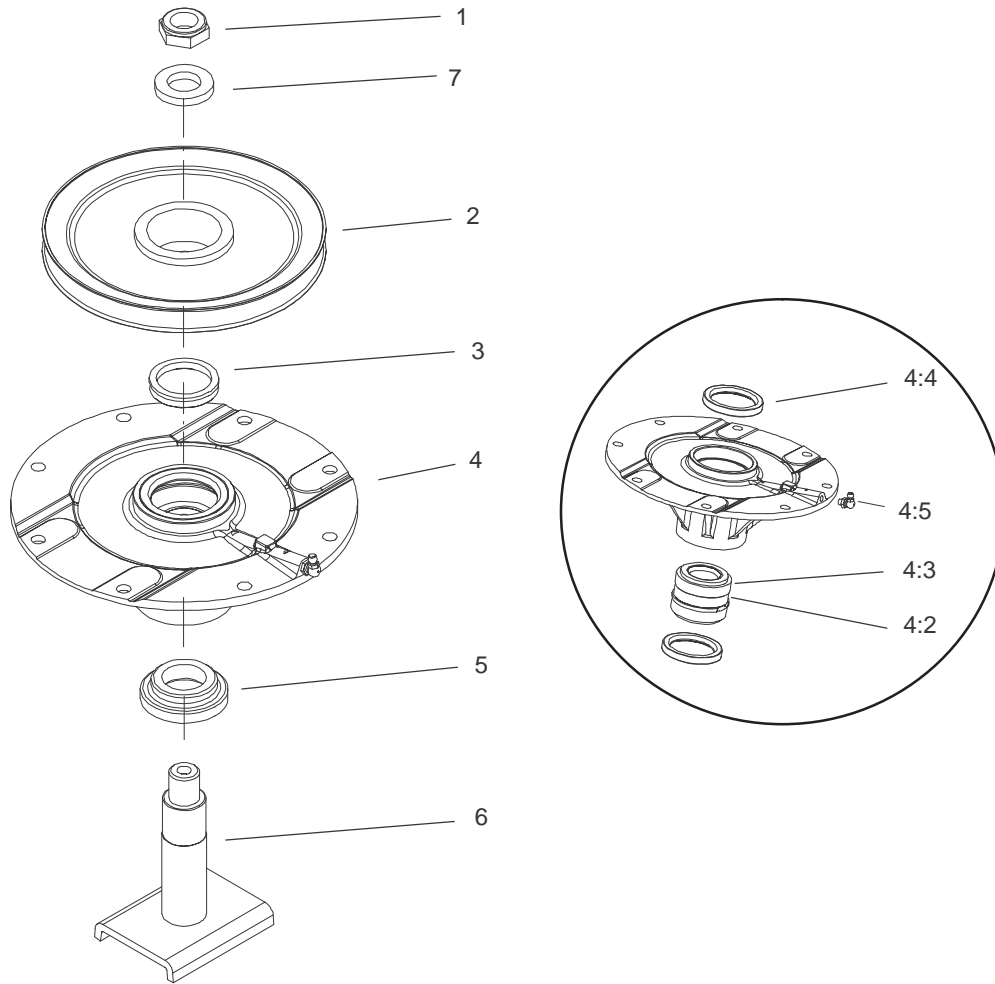


Sheet No.:A1

Spindle Assembly No. 104-3530 (Front Deck)

Ref. No.	Part No.	Qty.	Description
1	3296-60	1	Nut-Lock, NI
2	104-3547	1	Pulley-Driven, Double
3	104-3564	1	Seal-V Ring
4	104-3552	1	Spindle Housing ASM
4:2	104-3549	1	Spacer Set-Bearing
4:3	26-1830	1	Bearing ASM
4:4	253-154	2	Seal-Oil
4:5	302-60	1	Fitting-Lube
5	92-9800	1	Spacer-Shaft, Spindle
6	104-3554	1	Shaft ASM-Spindle
7	104-8322	1	Washer-Hardened

Ref. No.	Part No.	Qty.	Description

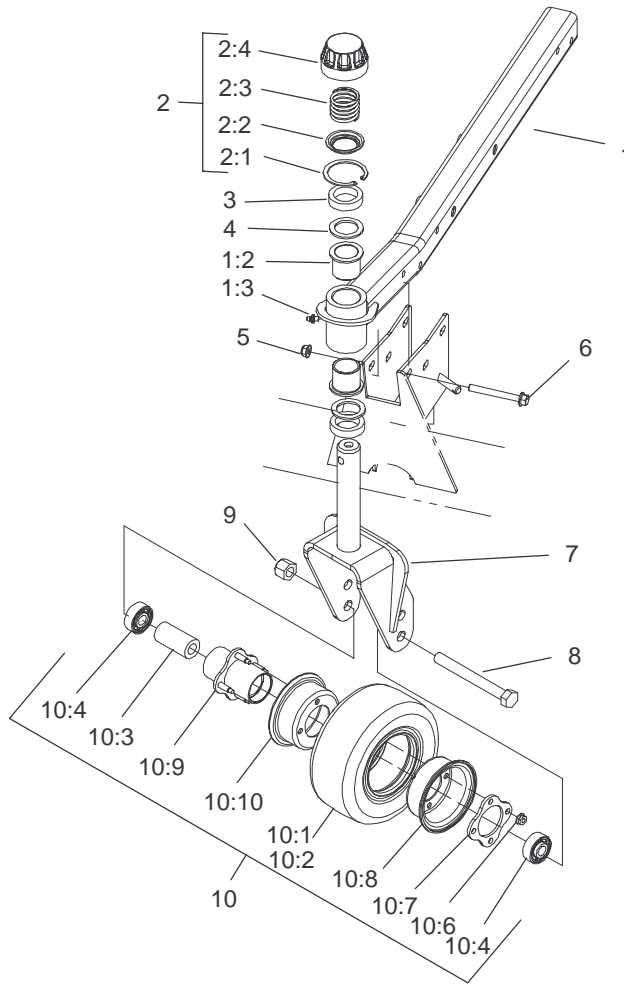


Sheet No.:A2

Spindle Assembly No. 104-3531 (Front Deck)

Ref. No.	Part No.	Qty.	Description
1	3296-60	1	Nut-Lock, NI
2	104-3548	1	Pulley-Driven, High
3	104-3564	1	Seal-V Ring
4	104-3552	1	Spindle Housing ASM
4:2	104-3549	1	Spacer Set-Bearing
4:3	26-1830	1	Bearing ASM
4:4	253-154	2	Seal-Oil
4:5	302-60	1	Fitting-Lube
5	92-9800	1	Spacer-Shaft, Spindle
6	104-3554	1	Shaft ASM-Spindle
7	104-8322	1	Washer-Hardened

Ref. No.	Part No.	Qty.	Description

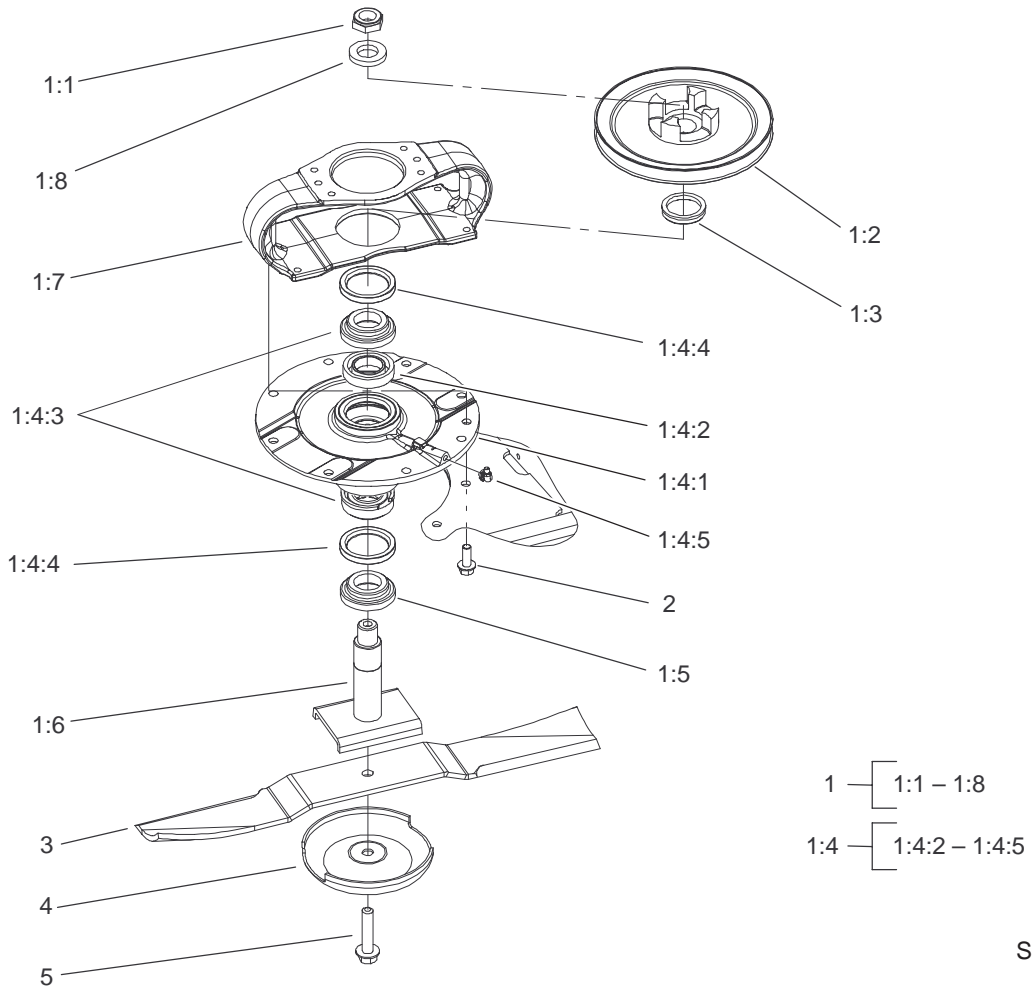


Sheet No.:3

Castor Arm and Tire Assembly (Front Deck)

Ref. No.	Part No.	Qty.	Description
1	100-8092	1	Front LH Castor Arm ASM
1	100-8091	1	Front RH Castor Arm ASM
1:2	104-8340	4	Bushing
1:3	302-5	2	Fitting-Grease
2	92-9727	2	HOC Cap ASM
2:1	92-5581	1	Ring-Retaining
2:2	92-5583	1	Washer-Cap
2:3	92-9726	1	Spring-Compression
2:4	92-8861	1	Cap-HOC
3	69-1510	10	Spacer-Castor
4	69-6860	4	Washer-Thrust
5	104-8301	10	Nut-Flange, NI
6	3234-41	10	Screw-HHF
7	104-0762-01	2	Castor Fork ASM
8	327-24	2	Screw-HH
9	3296-53	2	Nut-Lock, NI
10	93-9938	2	Wheel ASM
10	93-5974	2	Wheel-8" Castor, Foam Filled
10:1	93-9939	2	Tire
10:2	68-8950	1	Tube W/Valve
10:3	93-4241	2	Spacer-Bearing, Inner
10:4	93-4237	4	Bearing
10:6	32128-16	8	Nut-HHF

Ref. No.	Part No.	Qty.	Description
10:7	93-4242	2	Plate
10:8	93-4239	3	Rim-Wheel, Half
10:9	93-5980	2	Hub
10:10	95-2741	1	Rim-Wheel, Half

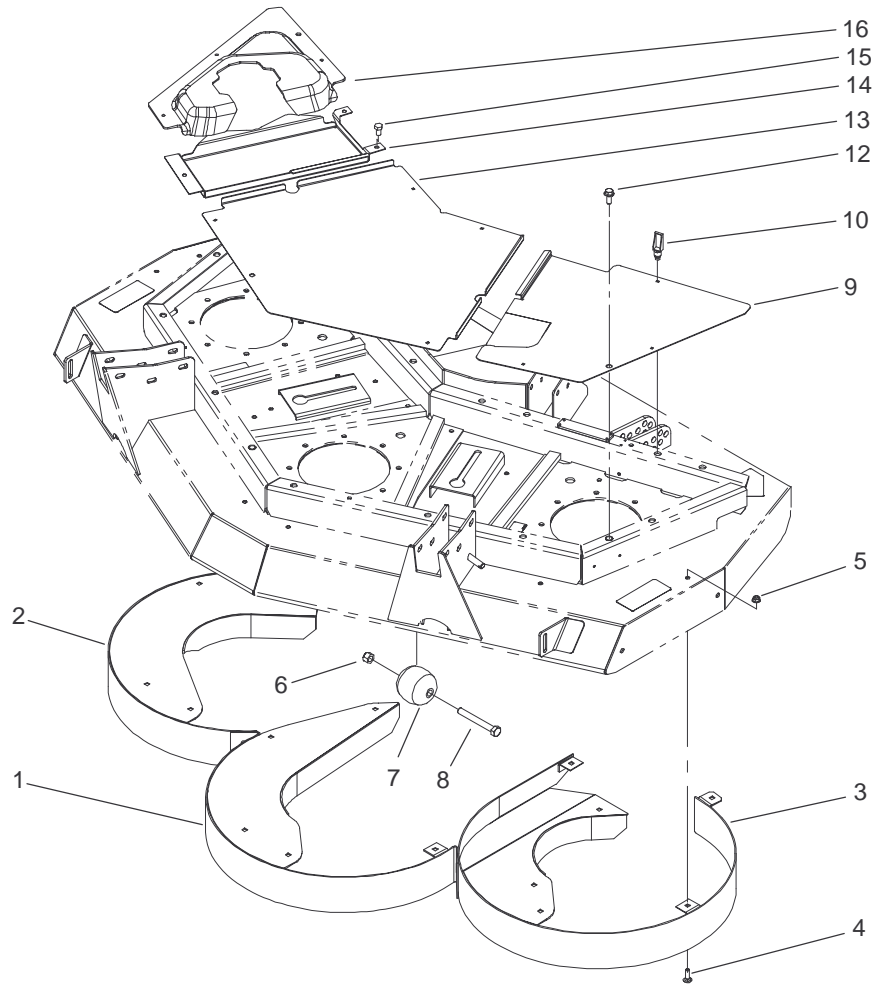


Sheet No.:4

Spindle Assembly (Front Deck)

Ref. No.	Part No.	Qty.	Description
1	104-3529	1	Driving Spindle ASM
1:1	3296-60	1	Nut-Lock, NI
1:2	104-3545	1	Pulley-Driving
1:3	104-3564	1	Seal-V Ring
1:4	104-3552	1	Spindle Housing ASM
1:4:2	104-3549	1	Spacer Set-Bearing
1:4:3	26-1830	1	Bearing ASM
1:4:4	253-154	2	Seal-Oil
1:4:5	302-60	1	Fitting-Lube
1:5	92-9800	1	Spacer-Shaft, Spindle
1:6	104-3554	1	Shaft ASM-Spindle
1:7	104-3544	1	Mount-Drive Motor
1:8	104-8322	1	Washer-Hardened
2	3234-42	4	Screw-HHF
3	92-5608-03	3	Blade
4	72-9361	3	Cup-Scalp, Anti
5	92-5816	3	Bolt-Blade

Ref. No.	Part No.	Qty.	Description

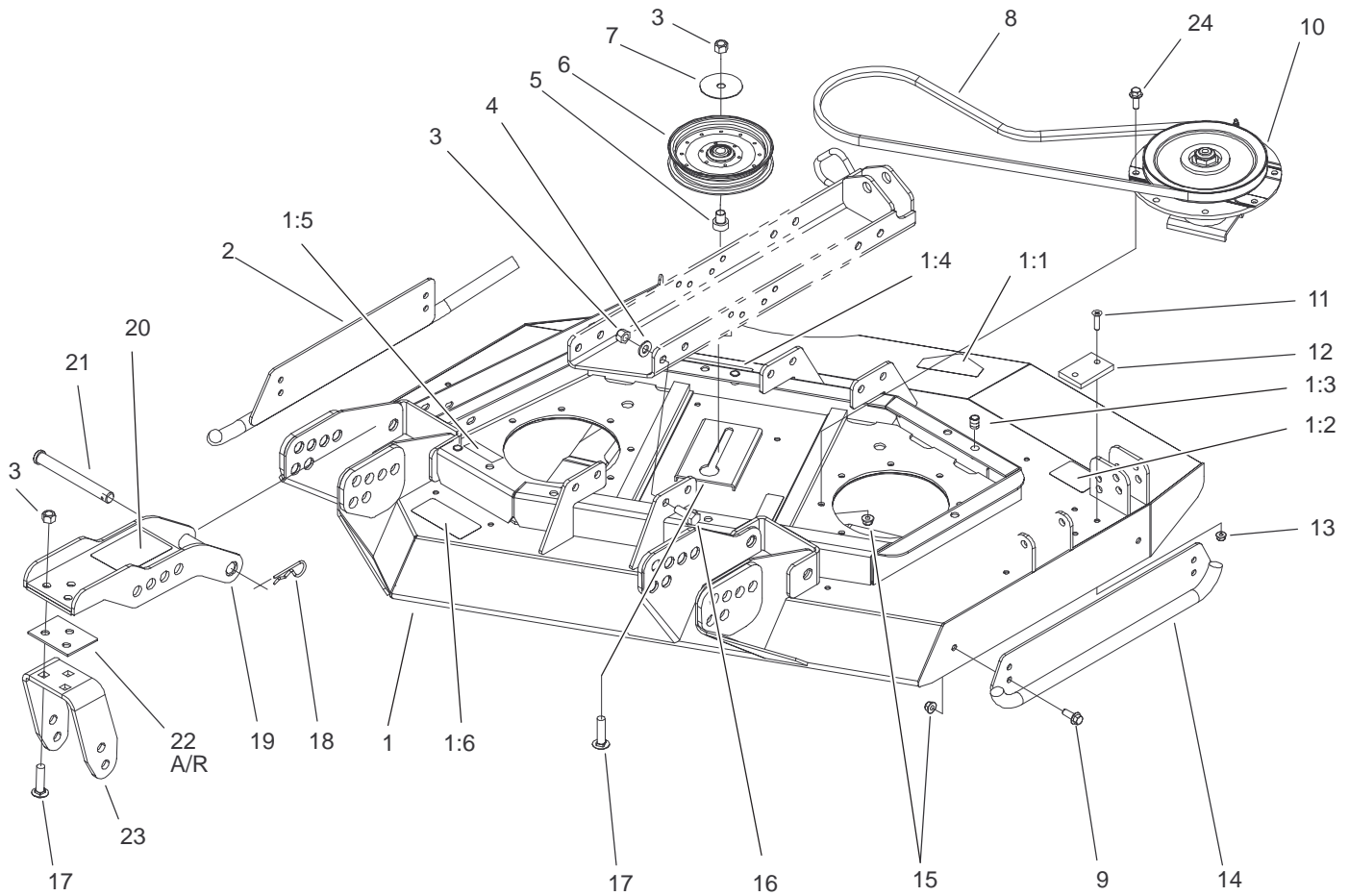


Sheet No.:5

Rear Discharge Chamber and Cover Assembly (Front Deck)

Ref. No.	Part No.	Qty.	Description
1	104-2200-01	1	Center Chamber ASM
2	104-2201-01	1	RH Chamber ASM
3	104-2202-01	1	LH Chamber ASM
4	3230-22	20	Screw-CARR
5	104-8300	20	Nut-Flange, NI
6	3296-25	2	Nut-Lock NI
7	29-4820	2	Roller
8	325-17	2	Screw-HH
9	100-5663-03	1	Cover-Front, LH
10	74-5950	10	Latch-Swell
12	3234-42	3	Screw-HHF
13	100-5660-03	1	Cover-Front, Center
14	100-5662-03	1	Cover-Front, RH
15	32144-69	3	Screw-HH
16	100-5661	1	Cover-Front, RH

Ref. No.	Part No.	Qty.	Description

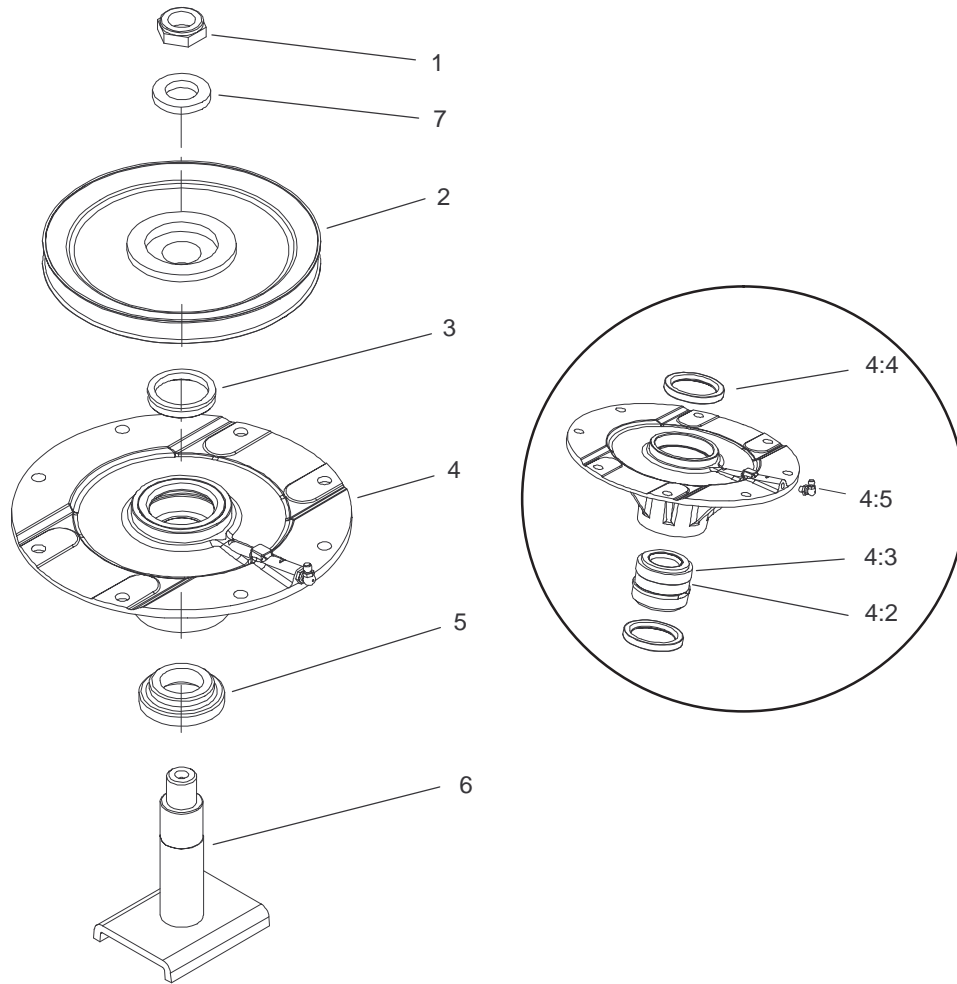


Sheet No.:2

RH Deck, Idler and Skid Assembly

Ref. No.	Part No.	Qty.	Description
1	100-3036	1	Side Deck ASM-RH
1:1	43-8480	1	Decal-Danger
1:1	100-6583	1	Decal-Danger
1:2	100-5694	1	Decal-Rear HOC, RH
1:3	32148-9	3	Nut-Insert
1:4	100-5622	1	Decal-HOC
1:5	100-6578	3	Decal-Danger
1:6	93-7818	1	Decal-Torque, Blade Bolt
2	100-5620-01	1	Skid ASM-RH
3	3296-25	15	Nut-Lock NI
4	3256-26	8	Washer-Flat
5	100-2984	1	Spacer-Idler
6	99-5493	1	Pulley-Idler
7	100-3102	1	Washer-Flat
8	55-7660	1	V-Belt
9	3234-42	4	Screw-HHF
10	104-3532	1	Spindle ASM-Driven, Low
11	32108-103	2	Screw-FH
12	69-9290	1	Pad-Bumper
13	104-8300	2	Nut-Flange, NI
14	104-2250-01	1	Skid ASM-Side
15	104-8301	20	Nut-Flange, NI
16	3234-38	8	Screw-HHF
17	9002719	7	Screw-CARR

Ref. No.	Part No.	Qty.	Description
18	3290-343	4	Pin-Hair
19	104-7529-01	2	Castor Bracket ASM
20	100-5623	1	Decal-HOC, RH
21	100-5569	4	Pin-Clevis
22	104-7524	8	Shim
23	104-7525-01	2	Bracket-Fork
24	3234-24	12	Screw-HHF

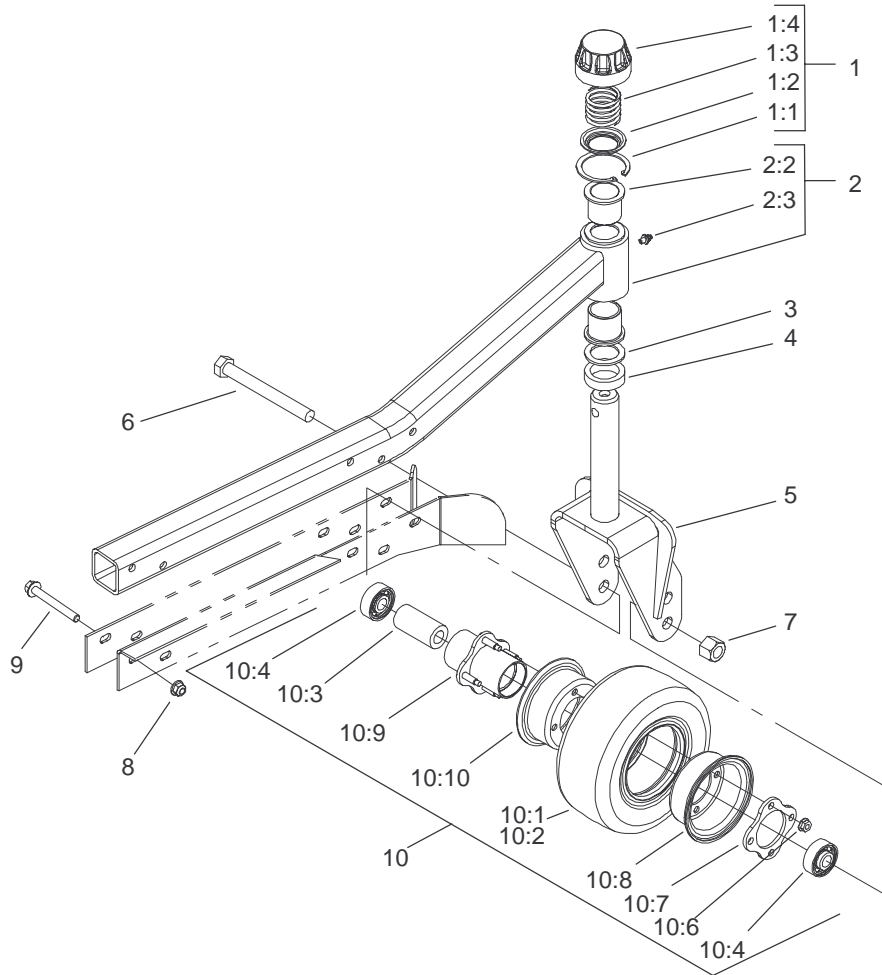


Sheet No.:A1

Spindle Assembly No. 104-3532 (RH and LH Deck)

Ref. No.	Part No.	Qty.	Description
1	3296-60	1	Nut-Lock, NI
2	104-3546	1	Pulley-Driven, Low
3	104-3564	1	Seal-V Ring
4	104-3552	1	Spindle Housing ASM
4:2	104-3549	1	Spacer Set-Bearing
4:3	26-1830	1	Bearing ASM
4:4	253-154	2	Seal-Oil
4:5	302-60	1	Fitting-Lube
5	92-9800	1	Spacer-Shaft, Spindle
6	104-3554	1	Shaft ASM-Spindle
7	104-8322	1	Washer-Hardened

Ref. No.	Part No.	Qty.	Description

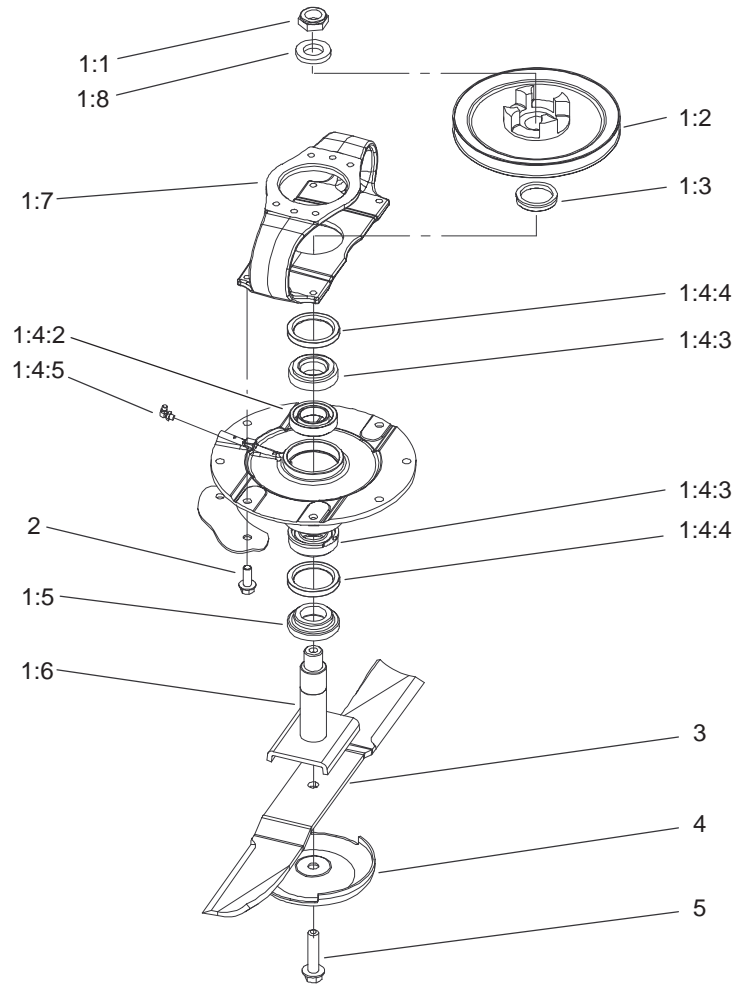


Sheet No.:3

Castor Arm and Tire Assembly (RH and LH Deck)

Ref. No.	Part No.	Qty.	Description
1	92-9727	1	HOC Cap ASM
1:1	92-5581	1	Ring-Retaining
1:2	92-5583	1	Washer-Cap
1:3	92-9726	1	Spring-Compression
1:4	92-8861	1	Cap-HOC
2	100-8093	1	Castor Arm ASM-Side
2:2	104-8340	2	Bushing
2:3	302-5	1	Fitting-Grease
3	69-6860	2	Washer-Thrust
4	69-1510	5	Spacer-Castor
5	104-0762-01	1	Castor Fork ASM
6	327-24	3	Screw-HH
7	3296-53	3	Nut-Lock, NI
8	104-8301	5	Nut-Flange, NI
9	3234-41	5	Screw-HHF
10	93-9938	3	Wheel ASM
10	93-5974	3	Wheel-8" Castor, Foam Filled
10:1	93-9939	2	Tire
10:2	68-8950	1	Tube W/Valve
10:3	93-4241	2	Spacer-Bearing, Inner
10:4	93-4237	4	Bearing
10:6	32128-16	8	Nut-HHF
10:7	93-4242	2	Plate
10:8	93-4239	3	Rim-Wheel, Half

Ref. No.	Part No.	Qty.	Description
10:9	93-5980	2	Hub
10:10	95-2741	1	Rim-Wheel, Half



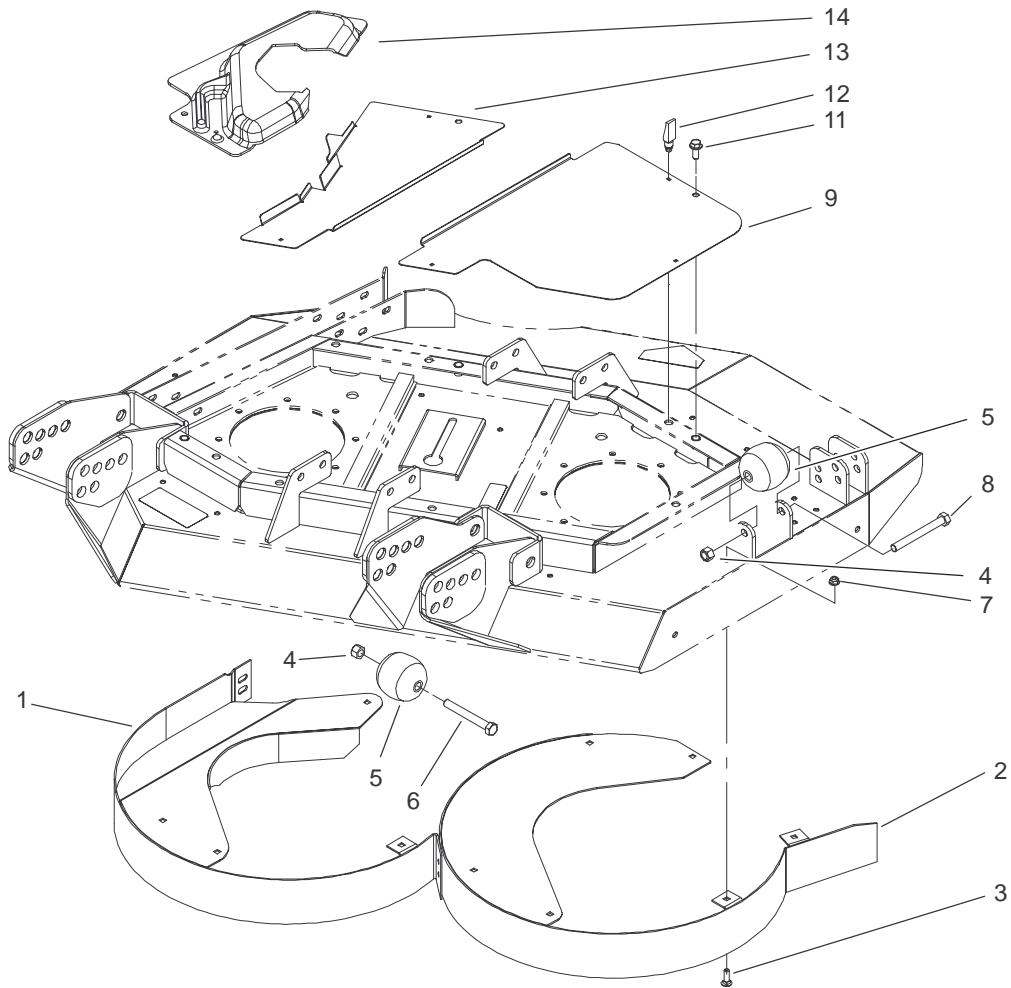
1 — 1:1 – 1:8
 1:4 — 1:4:2 – 1:4:5

Sheet No.:4

Spindle Assembly (RH and LH Deck)

Ref. No.	Part No.	Qty.	Description
1	104-3529	1	Driving Spindle ASM
1:1	3296-60	1	Nut-Lock, NI
1:2	104-3545	1	Pulley-Driving
1:3	104-3564	1	Seal-V Ring
1:4	104-3552	1	Spindle Housing ASM
1:4:2	104-3549	1	Spacer Set-Bearing
1:4:3	26-1830	1	Bearing ASM
1:4:4	253-154	2	Seal-Oil
1:4:5	302-60	1	Fitting-Lube
1:5	92-9800	1	Spacer-Shaft, Spindle
1:6	104-3554	1	Shaft ASM-Spindle
1:7	104-3544	1	Mount-Drive Motor
1:8	104-8322	1	Washer-Hardened
2	3234-42	4	Screw-HHF
3	92-5608-03	2	Blade
4	72-9361	2	Cup-Scalp, Anti
5	92-5816	2	Bolt-Blade

Ref. No.	Part No.	Qty.	Description

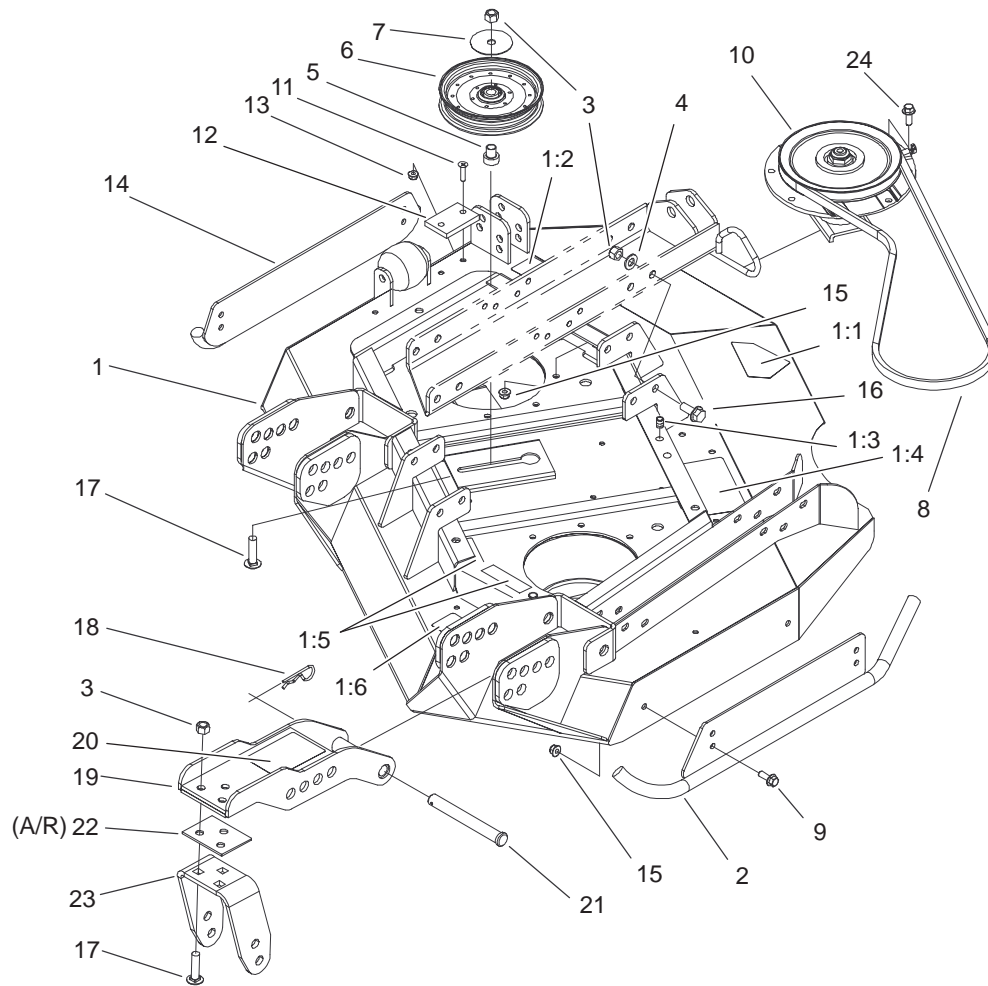


Sheet No.:5

Rear Discharge Chamber and Cover Assembly (RH Deck)

Ref. No.	Part No.	Qty.	Description
1	104-2203-01	1	Chamber ASM-Outer
2	104-2204-01	1	Chamber ASM-Inner
3	3230-22	11	Screw-CARR
4	3296-25	2	Nut-Lock NI
5	29-4820	2	Roller
6	325-17	1	Screw-HH
7	104-8300	11	Nut-Flange, NI
8	325-18	1	Screw-HH
9	100-5668-03	1	Plate-Cover, RH Side
10	3234-42	3	Screw-HHF
12	74-5950	7	Latch-Swell
13	100-5665-03	1	Plate-Cover, RH
14	100-5666	1	Cover-Moter, RH Deck

Ref. No.	Part No.	Qty.	Description

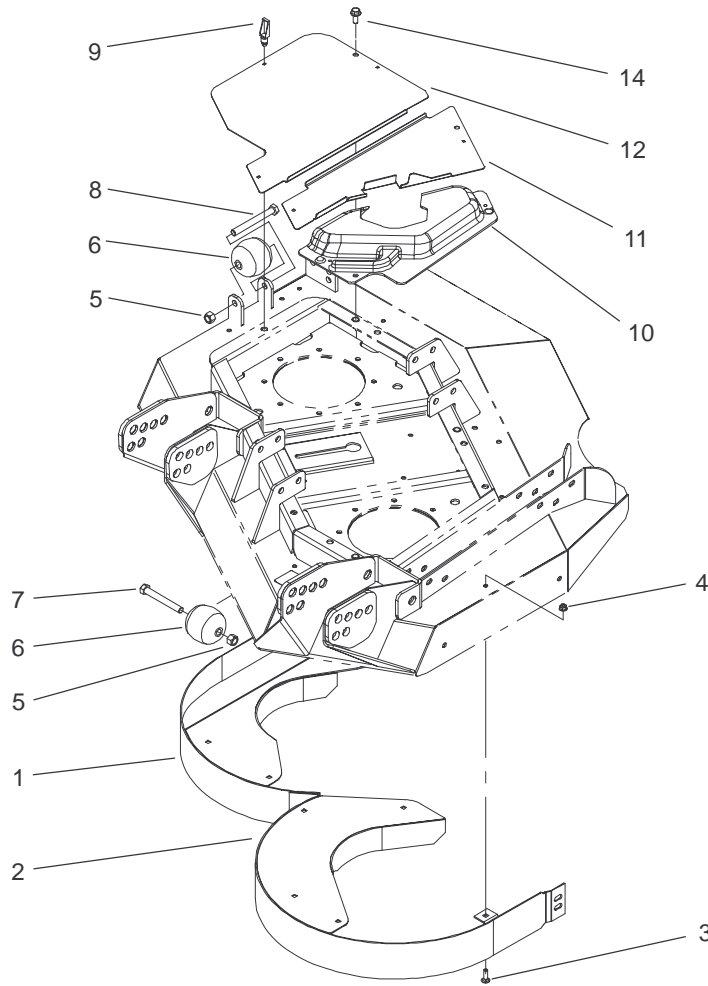


Sheet No.:2

LH Deck, Idler and Skid Assembly

Ref. No.	Part No.	Qty.	Description
1	100-3037	1	Side Deck ASM-LH
1:1	100-6583	1	Decal-Danger
1:1	43-8480	1	Decal-Danger
1:2	100-5693	1	Decal-Rear HOC, LH
1:3	32148-9	3	Nut-Insert
1:4	100-5622	1	Decal-HOC
1:5	100-6578	3	Decal-Danger
1:6	93-7818	1	Decal-Torque, Blade Bolt
2	100-8125-01	1	Skid ASM-LH
3	3296-25	15	Nut-Lock NI
4	3256-26	8	Washer-Flat
5	100-2984	1	Spacer-Idler
6	99-5493	1	Pulley-Idler
7	100-3102	1	Washer-Flat
8	55-7660	1	V-Belt
9	3234-42	4	Screw-HHF
10	104-3532	1	Spindle ASM-Driven, Low
11	32108-103	2	Screw-FH
12	69-9290	1	Pad-Bumper
13	104-8300	2	Nut-Flange, NI
14	104-2250-01	1	Skid ASM-Side
15	104-8301	20	Nut-Flange, NI
16	3234-38	8	Screw-HHF
17	9002719	7	Screw-CARR

Ref. No.	Part No.	Qty.	Description
18	3290-343	4	Pin-Hair
19	104-7529-01	2	Castor Bracket ASM
20	104-3579	1	Decal-HOC, LH
21	100-5569	4	Pin-Clevis
22	104-7524	A/R	Shim
23	104-7525-01	2	Bracket-Fork
24	3231-24	12	Screw-HHF



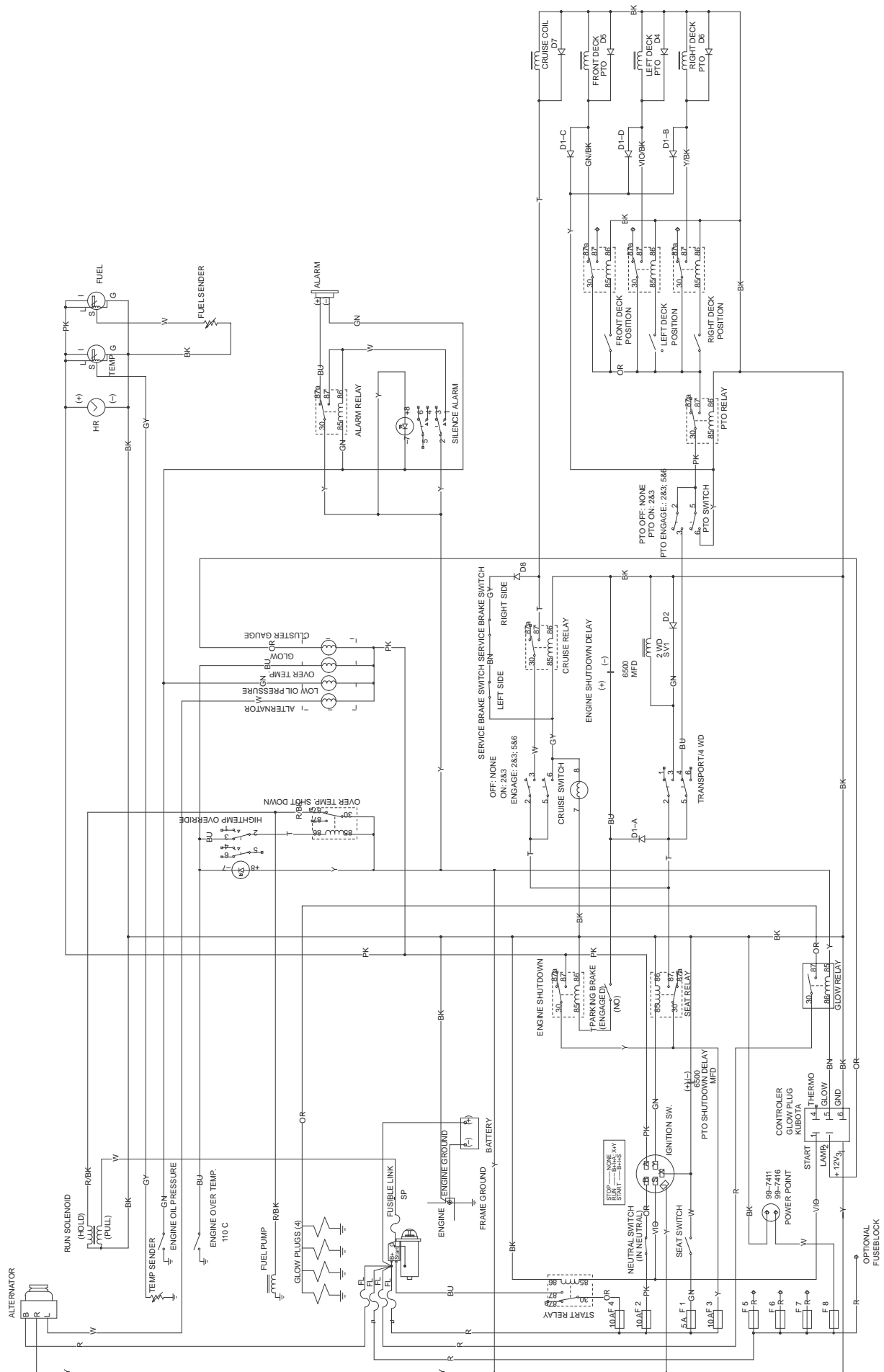
Sheet No.:5

Rear Discharge Chamber and Cover Assembly (LH Deck)

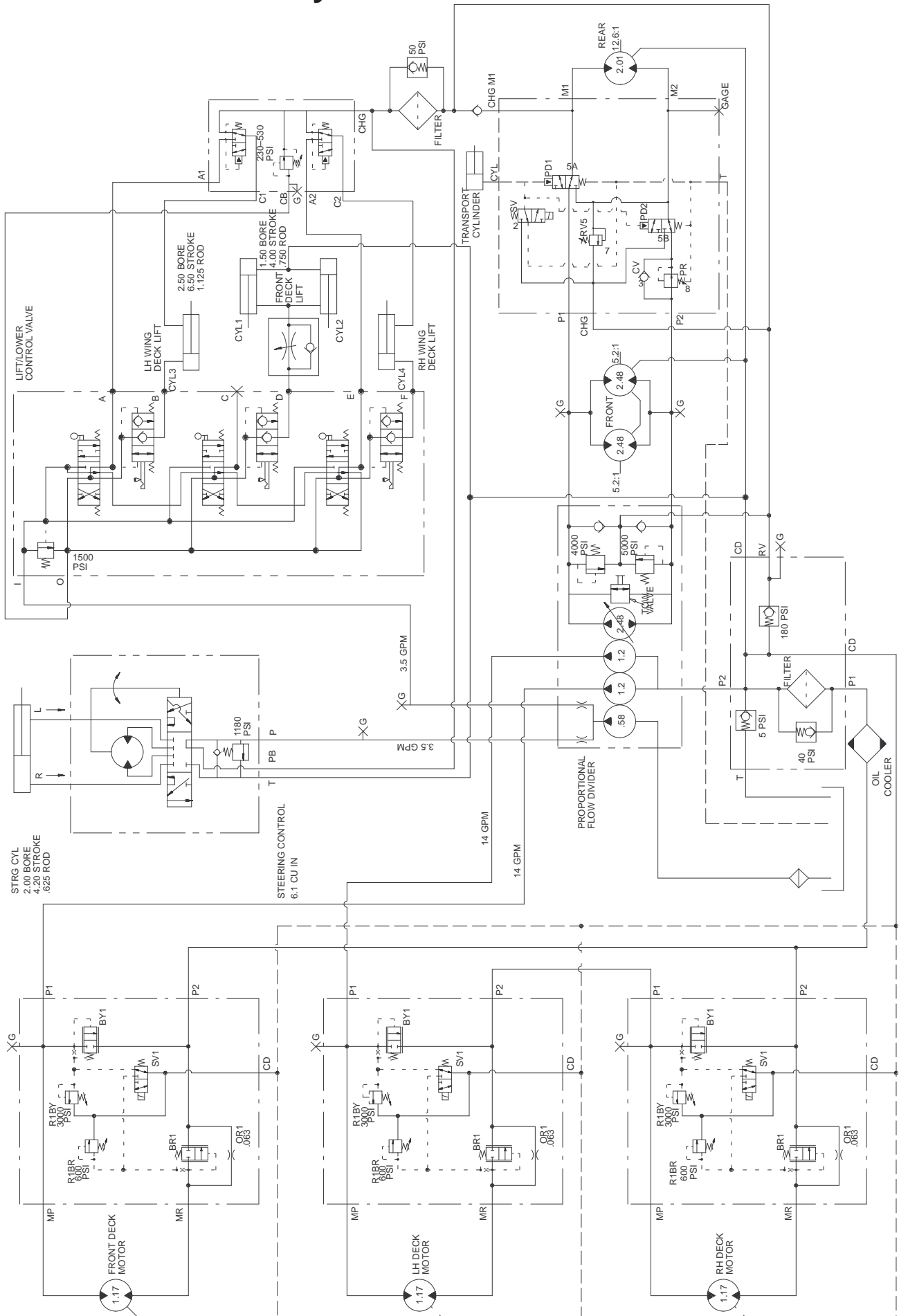
Ref. No.	Part No.	Qty.	Description
1	104-2205-01	1	Chamber ASM-Inner
2	104-2206-01	1	Chamber ASM-Outer
3	3230-22	9	Screw-CARR
4	104-8300	9	Nut-Flange, NI
5	3296-25	2	Nut-Lock NI
6	29-4820	2	Roller
7	325-17	1	Screw-HH
8	325-18	1	Screw-HH
9	74-5950	7	Latch-Swell
10	100-5669	1	Cover-Motor, LH Deck
11	100-5664-03	1	Plate-Cover, LH
12	100-5667-03	1	Plate-Cover, LH Side
14	3234-42	3	Screw-HHF

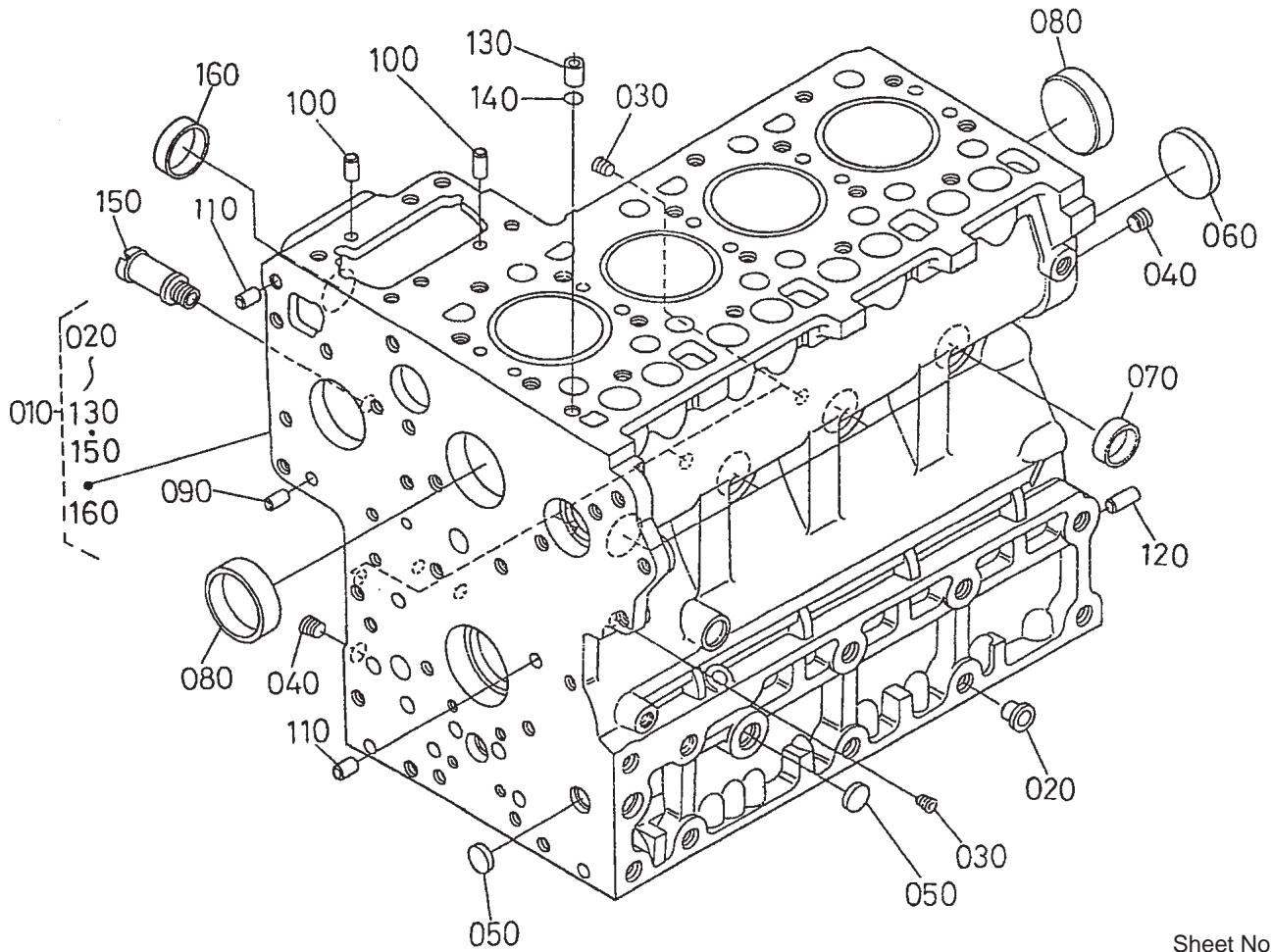
Ref. No.	Part No.	Qty.	Description

Electrical Schematic



Hydraulic Schematic



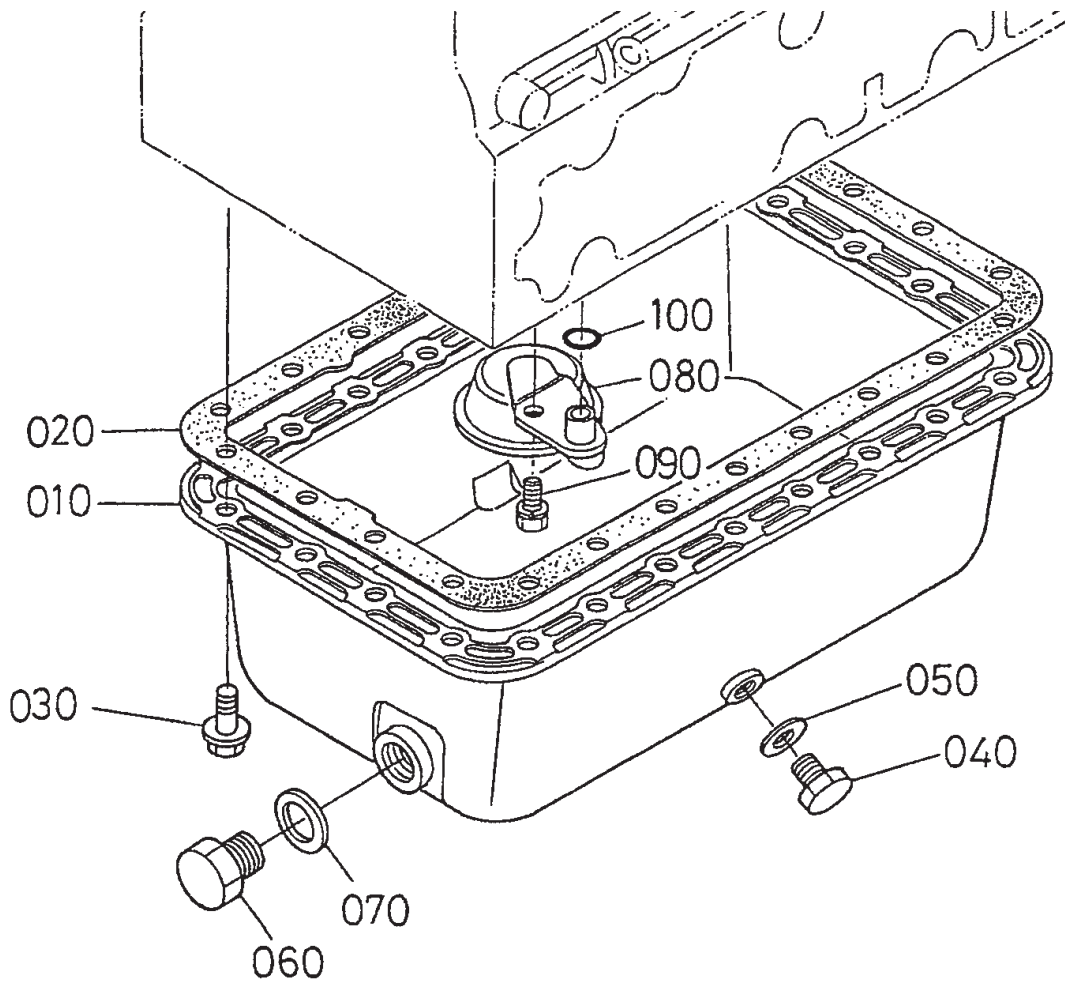


Sheet No.:40

Crankcase Assembly

Ref. No.	Part No.	Qty.	Description
010	100-9150	1	Crankcase
020	98-7486	2	Plug
030	98-7487	6	Plug
040	98-7488	2	Plug
050	98-7489	3	Plug
060	98-7490	1	Plug
070	98-7500	6	Cap - Sealing
080	98-7501	2	Cap - Sealing
090	98-7502	2	Pin - Straight
100	98-7503	2	Pin - Straight
110	98-7504	2	Pin - Straight
120	98-7505	1	Pin - Straight
130	98-7506	1	Pin-Pipe
140	98-7509	1	O-Ring
150	100-9153	1	Pipe-Return, Water
160	105-2883	1	Cap-Sealing

Ref. No.	Part No.	Qty.	Description

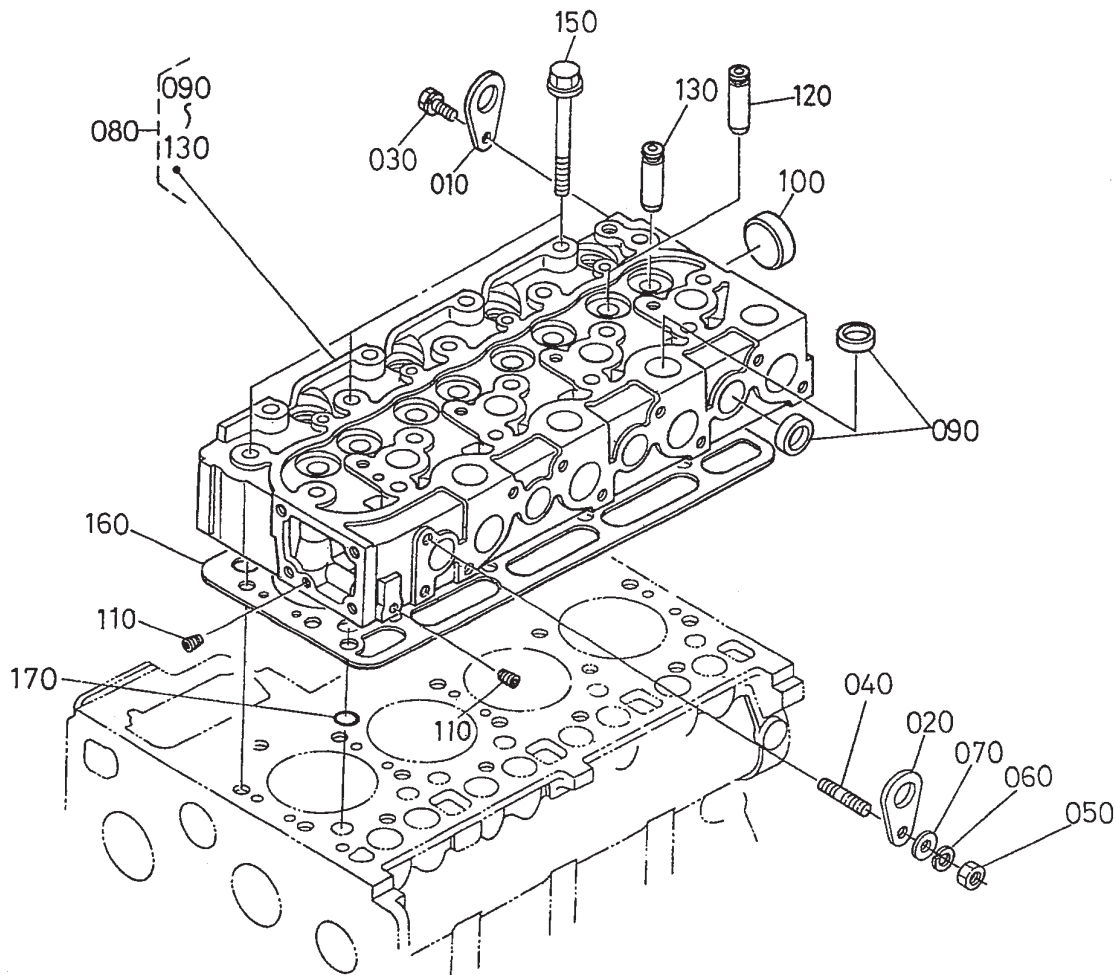


Sheet No.:41

Oil Pan Assembly

Ref. No.	Part No.	Qty.	Description
010	98-7520	1	Pan-Oil
020	98-7521	1	Gasket
030	98-7522	24	Bolt-Flange
040	98-9386	1	Plug
050	98-7524	1	Gasket
060	98-7529	1	Plug-Drain
070	98-7527	1	O-Ring
080	98-7525	1	Filter-Oil
090	98-7526	1	Bolt
100	98-7528	1	O-Ring

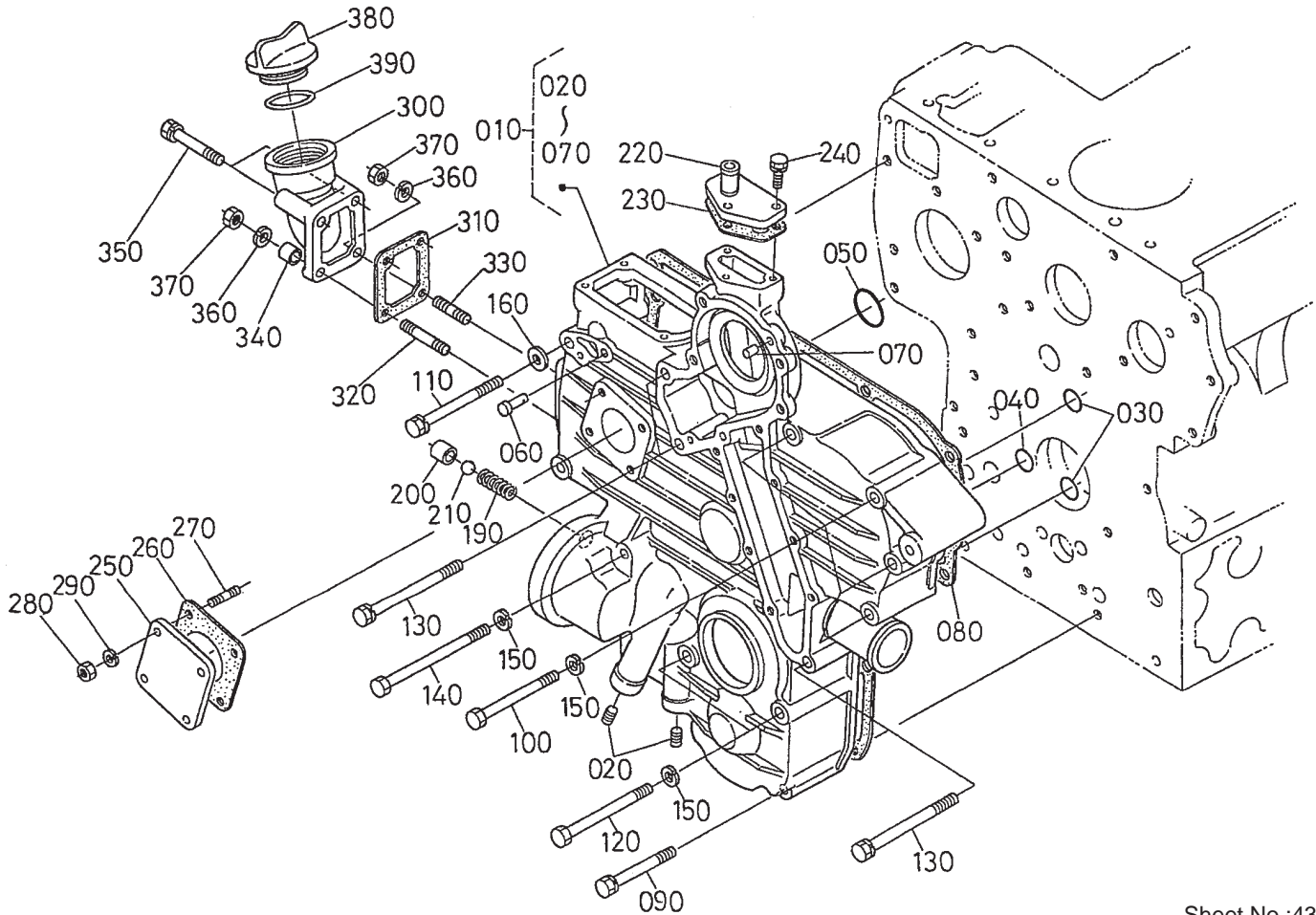
Ref. No.	Part No.	Qty.	Description



Sheet No.:42

Cylinder Head Assembly

Ref. No.	Part No.	Qty.	Description	Ref. No.	Part No.	Qty.	Description
010	98-7530	1	Hook-Engine				
020	98-7531	1	Hook-Engine				
030	98-7526	1	Bolt				
040	98-7533	1	Stud				
050	100-1559	1	Nut-Manifold, Exhaust				
060	99-8339	1	Washer-Spring				
070	98-7536	1	Washer-Plain				
080	100-9159	1	Head-Cylinder				
090	98-7538	12	Cap-Sealing				
100	98-7539	1	Cap-Sealing				
110	98-7540	2	Cap-Sealing				
120	98-7541	4	Plug				
130	98-7542	4	Guide-Valve, Exhaust				
150	98-7543	18	Bolt-Head, Cylinder				
160	100-9160	1	Gasket-Head, Cylinder				
170	98-7509	1	O-Ring				

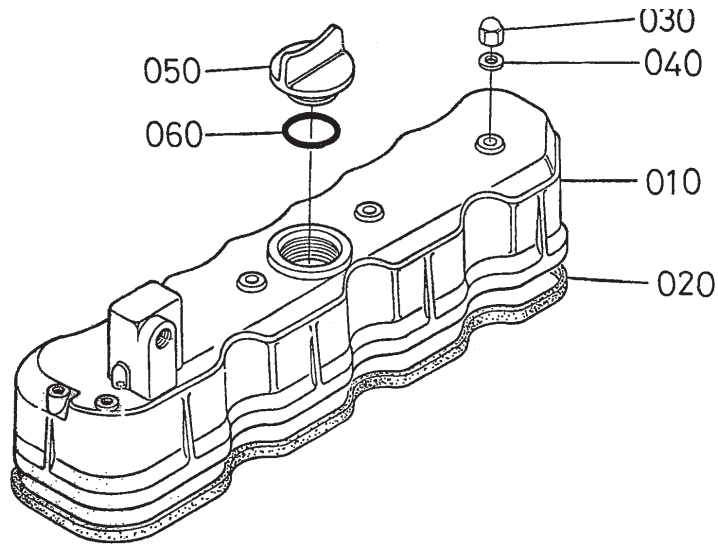


Sheet No.:43

Gear Case Assembly

Ref. No.	Part No.	Qty.	Description
010	100-9161	1	Gearcase ASM
020	98-7546	2	Plug
030	98-7547	2	O-Ring
040	98-7548	1	O-Ring
050	98-7549	1	O-Ring
060	98-7550	1	Pin-Spring, Start
070	98-7504	2	Pin - Straight
080	98-7552	1	Packing-Case, Gear
090	98-7553	2	Bolt
100	99-8336	5	Bolt
110	98-7555	1	Bolt
120	98-7556	2	Bolt
130	98-7557	3	Bolt
140	98-7558	2	Bolt
150	99-8339	9	Washer-Spring
160	98-7536	1	Washer-Plain
190	98-7563	1	Spring
200	98-7564	1	Seat-Valve
210	98-7565	1	Ball
220	98-7566	1	Flange-Return, Water
230	98-7567	1	Gasket
240	98-7568	3	Bolt
250	98-7569	1	Cover
260	98-7570	1	Gasket-Unit, H/Meter
270	98-7571	4	Stud
280	98-7572	4	Nut

Ref. No.	Part No.	Qty.	Description
290	98-7699	4	Washer-Spring
300	100-9162	1	Flange-Filter, Oil
310	100-9163	1	Gasket
320	98-7571	1	Stud
330	100-9164	1	Stud
340	100-9165	1	Collar
350	98-7496	2	Bolt
360	98-7699	2	Washer-Spring
370	98-7572	2	Nut
380	98-7429	1	Plug-Filter, Oil
390	98-7430	1	O-Ring

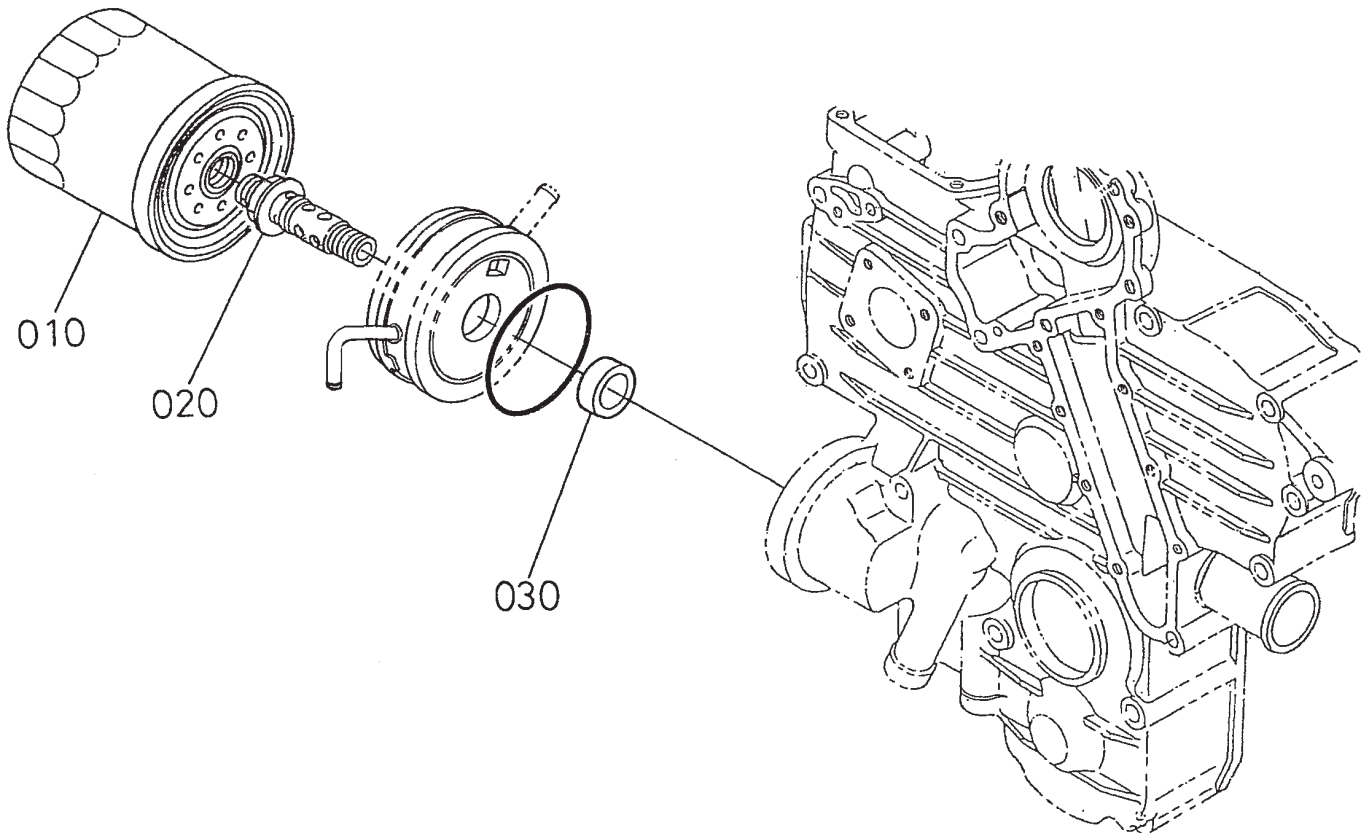


Sheet No.:44

Head Cover Assembly

Ref. No.	Part No.	Qty.	Description
010	98-7425	1	Cover-Head, Cylinder
020	98-7426	1	Gasket-Cover, Head
030	98-7427	4	Nut - Cap
040	98-7428	4	Gasket
050	98-7429	1	Plug-Filter, Oil
060	98-7430	1	O-Ring

Ref. No.	Part No.	Qty.	Description

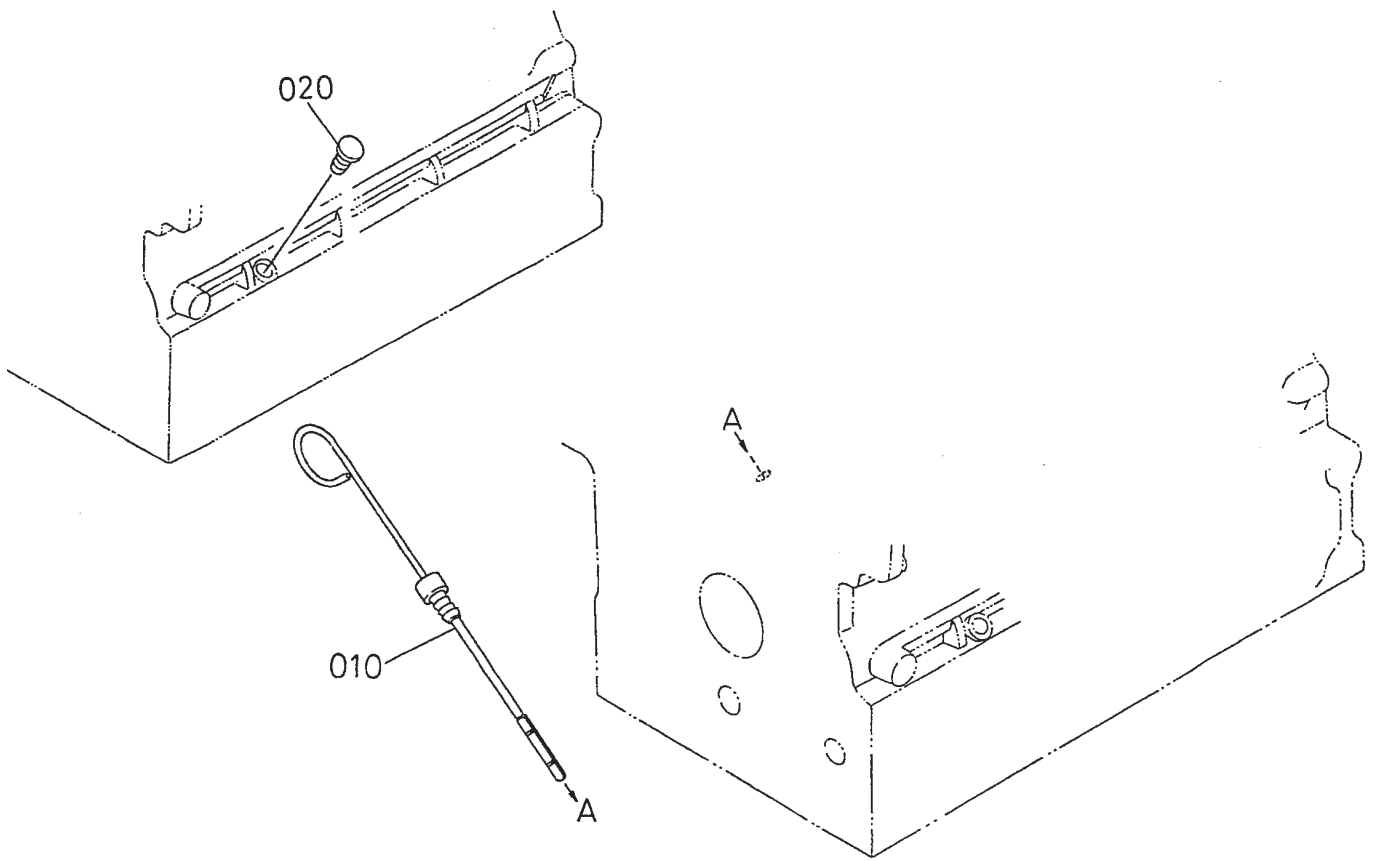


Sheet No.:45

Oil Filter Assembly

Ref. No.	Part No.	Qty.	Description
010	98-7431	1	Cartridge-Filter, Oil
020	100-9166	1	Connector
030	100-9167	1	Collar

Ref. No.	Part No.	Qty.	Description

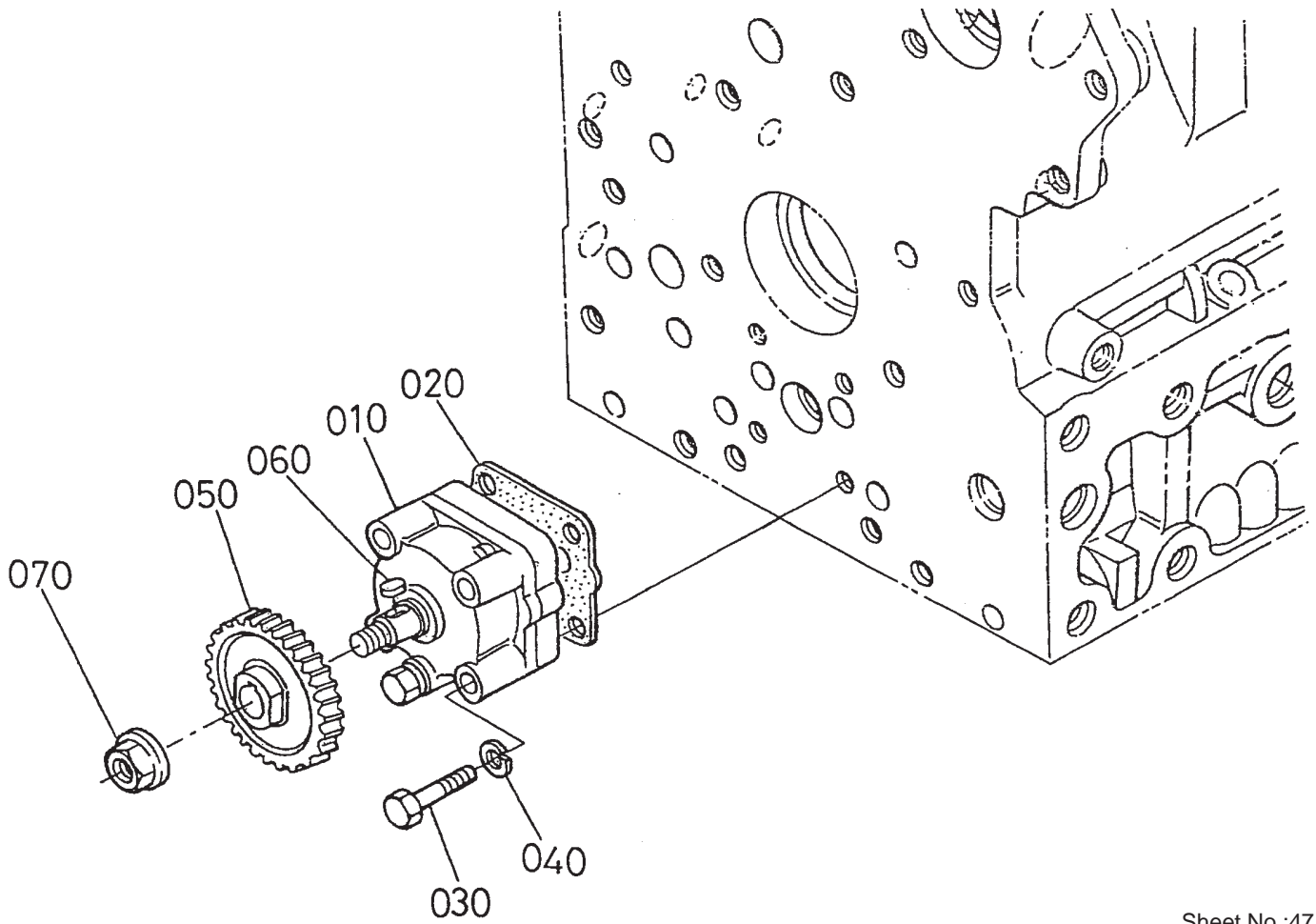


Sheet No.:46

Dipstick and Guide Assembly

Ref. No.	Part No.	Qty.	Description
010	98-7432	1	Gauge - Oil
020	100-9169	1	Plug-Gauge, Oil

Ref. No.	Part No.	Qty.	Description

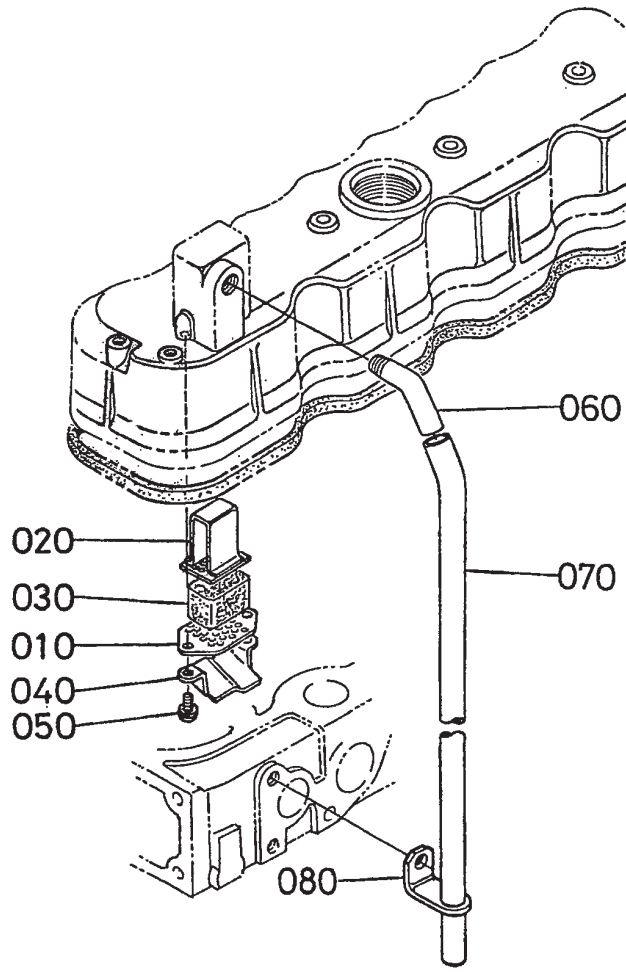


Sheet No.:47

Oil Pump Assembly

Ref. No.	Part No.	Qty.	Description
010	100-9170	1	Oil Pump ASM
020	98-7513	1	Gasket-Pump, Oil
030	98-7514	4	Bolt
040	98-7699	4	Washer-Spring
050	98-7516	1	Gear-Drive, Oil Pump
060	98-7517	1	Key - Feather
070	98-7518	1	Nut - Flange

Ref. No.	Part No.	Qty.	Description

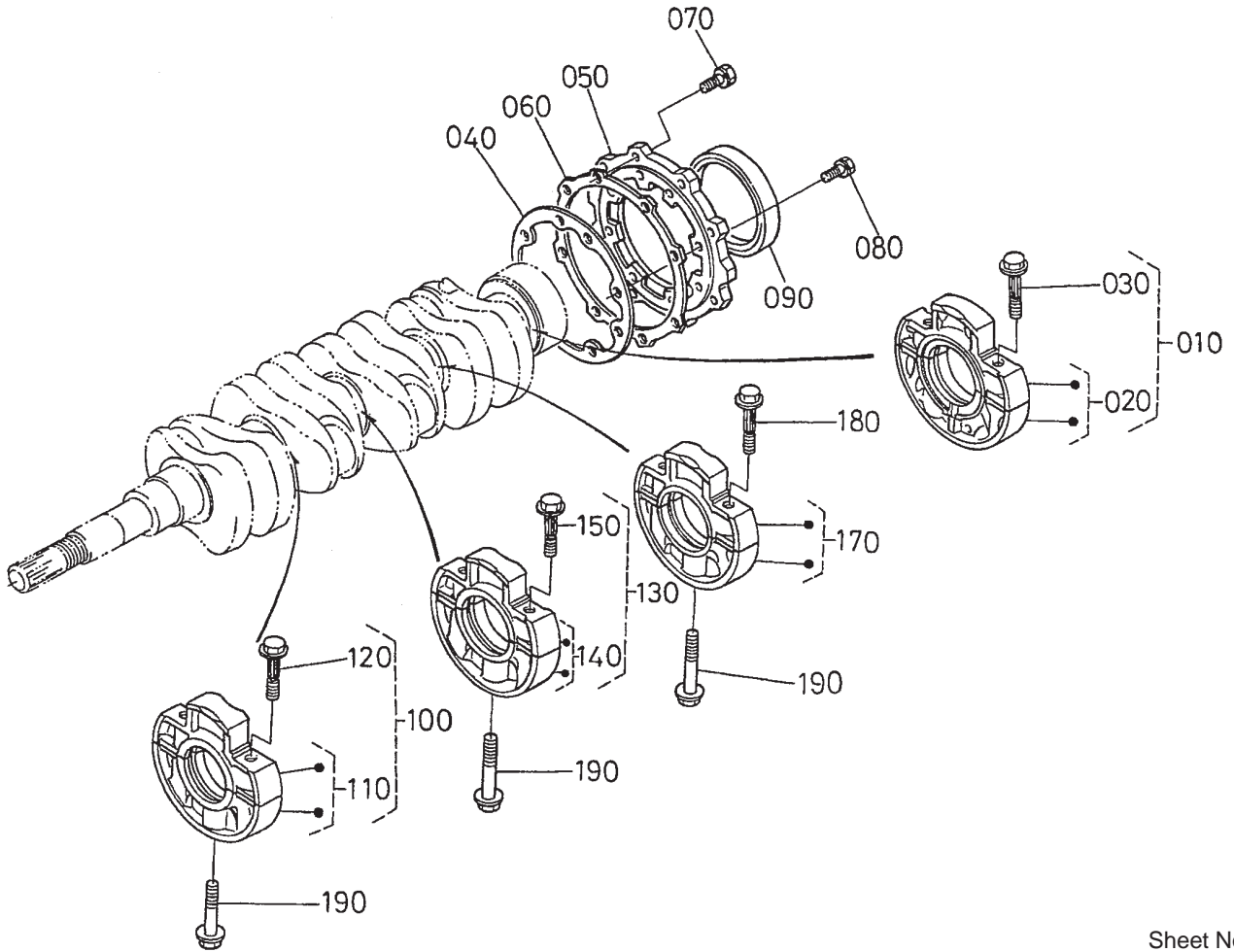


Sheet No.:48

Breather Assembly

Ref. No.	Part No.	Qty.	Description
010	98-7417	1	Plate – Element
020	98-7418	1	Plate – Element
030	98-7419	1	Element – Breather
040	98-7420	1	Shield–Breather, Oil
050	98-7421	2	Screw W/Washer
060	98-7422	1	Joint–Pipe, Breather
070	98-7423	1	Pipe – Breather
080	98-7424	1	Clamp – Pipe

Ref. No.	Part No.	Qty.	Description

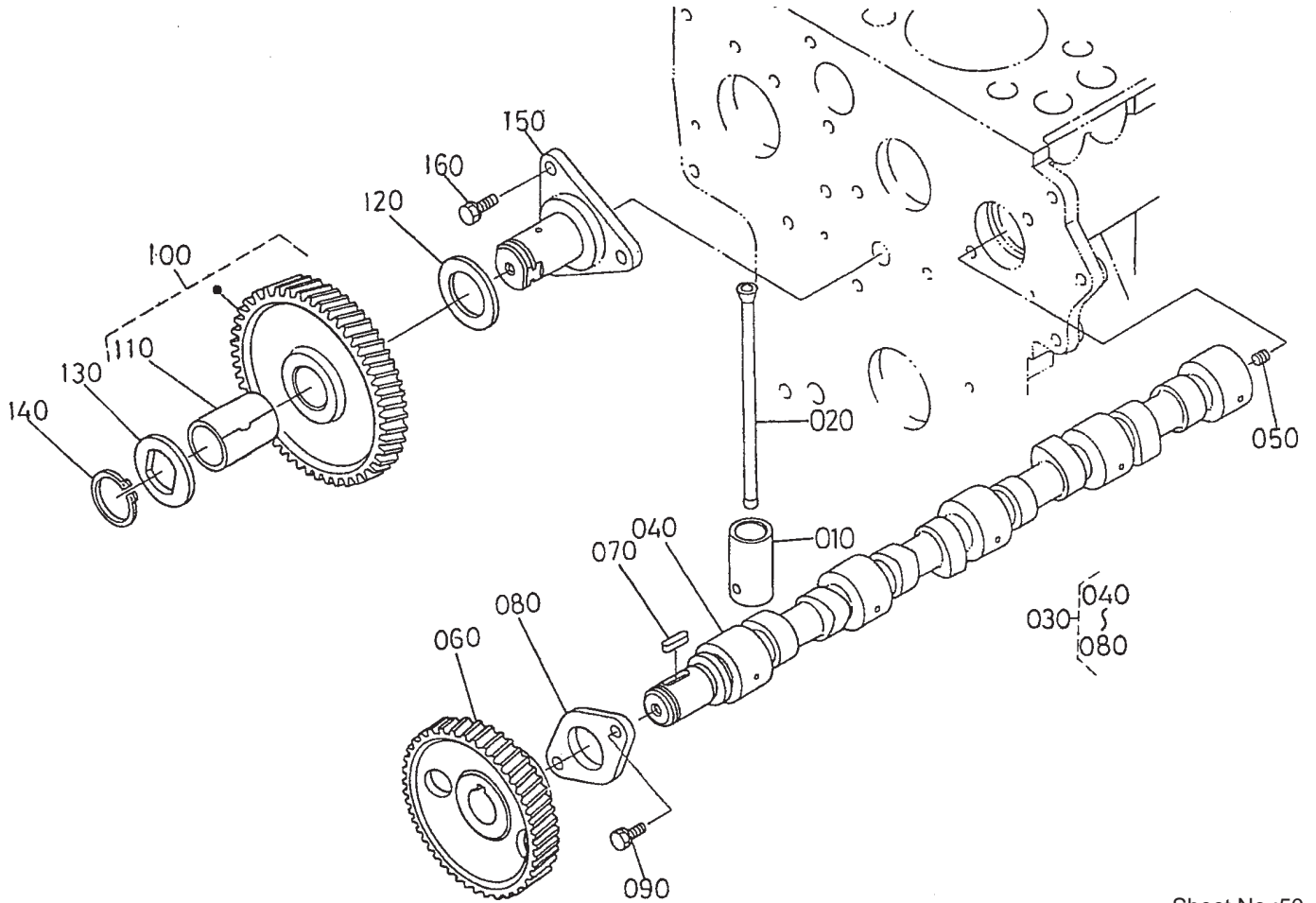


Sheet No.:49

Main Bearing Case

Ref. No.	Part No.	Qty.	Description
010	100-9172	1	Wheel Bearing Case ASM
020	100-9173	1	Bearing Case ASM
030	98-7434	2	Bolt-Case, Bearing
040	98-7435	1	Gasket-Case, Bearing
050	98-7436	1	Cover-Case, Bearing
060	98-7437	1	Gasket-Case Cover, Bearing
070	98-7438	8	Bolt
080	98-7439	8	Bolt
090	98-7440	1	Seal - Oil
100	100-9174	1	Main Bearing Case ASM
110	100-9175	1	Bearing Case ASM
120	98-7434	2	Bolt-Case, Bearing
130	100-9176	1	Main Bearing Case ASM
140	100-9177	1	Bearing Case ASM
150	98-7434	2	Bolt-Case, Bearing
170	100-9178	1	Bearing Case ASM
180	98-7434	2	Bolt-Case, Bearing
190	98-7444	3	Bolt-Case, Bearing

Ref. No.	Part No.	Qty.	Description

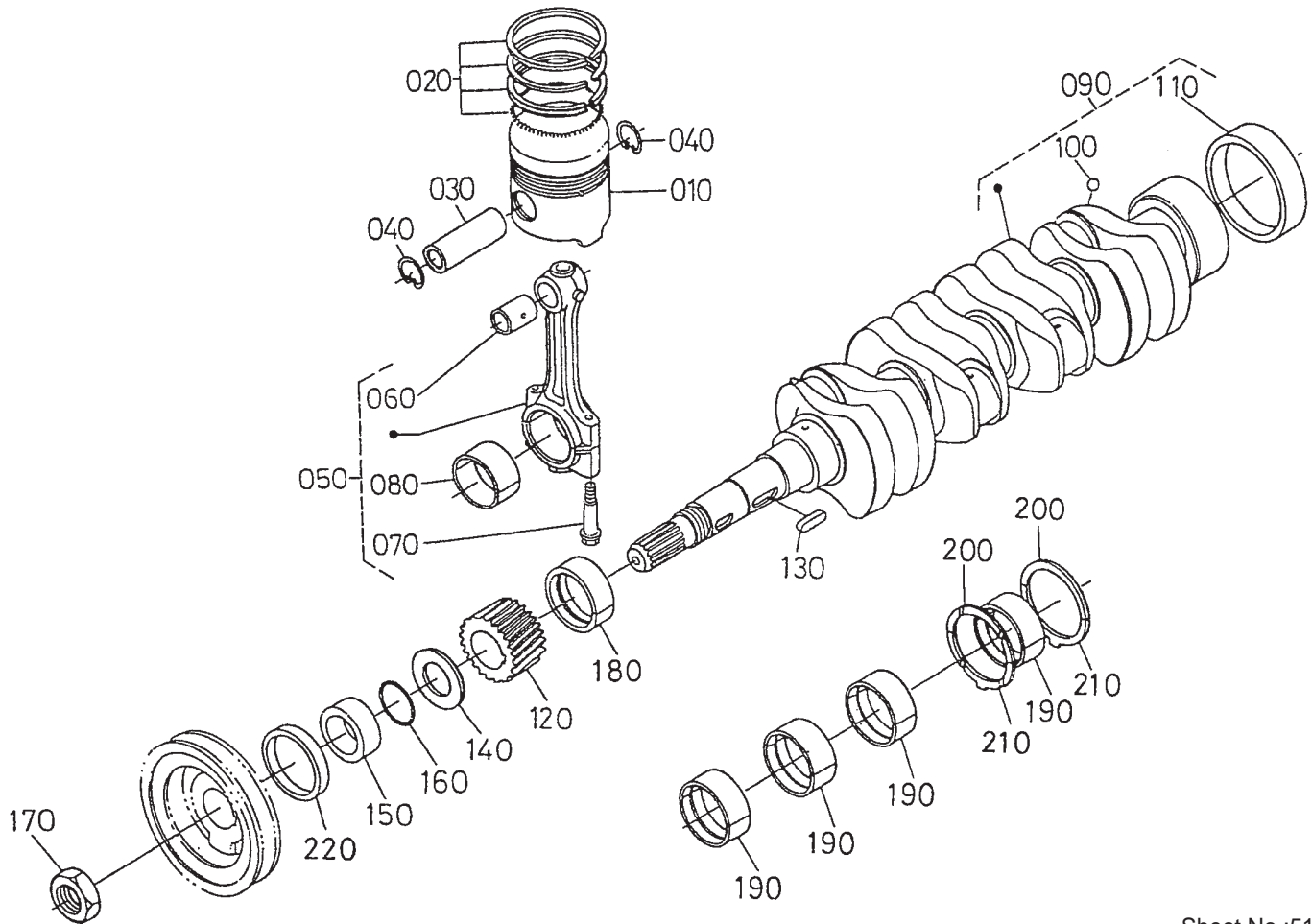


Sheet No.:50

Camshaft and Idler Gear Shaft Assembly

Ref. No.	Part No.	Qty.	Description
010	98-7445	8	Tappet
020	98-7446	8	Rod-Push
030	100-9179	1	Camshaft ASM
040	100-9180	1	Camshaft
050	98-7449	1	Screw-Set
060	98-7450	1	Gear - Camshaft
070	98-7451	1	Key - Feather
080	98-7452	1	Stopper - Camshaft
090	98-7453	2	Bolt
100	98-7454	1	Gear - Idler, Complete
110	98-7455	1	Bushing-Gear, Idler
120	98-7456	1	Collar
130	98-7457	1	Collar
140	98-7458	1	Cir-Clip - External
150	98-7459	1	Shaft-Gear, Idler
160	98-7453	3	Bolt

Ref. No.	Part No.	Qty.	Description

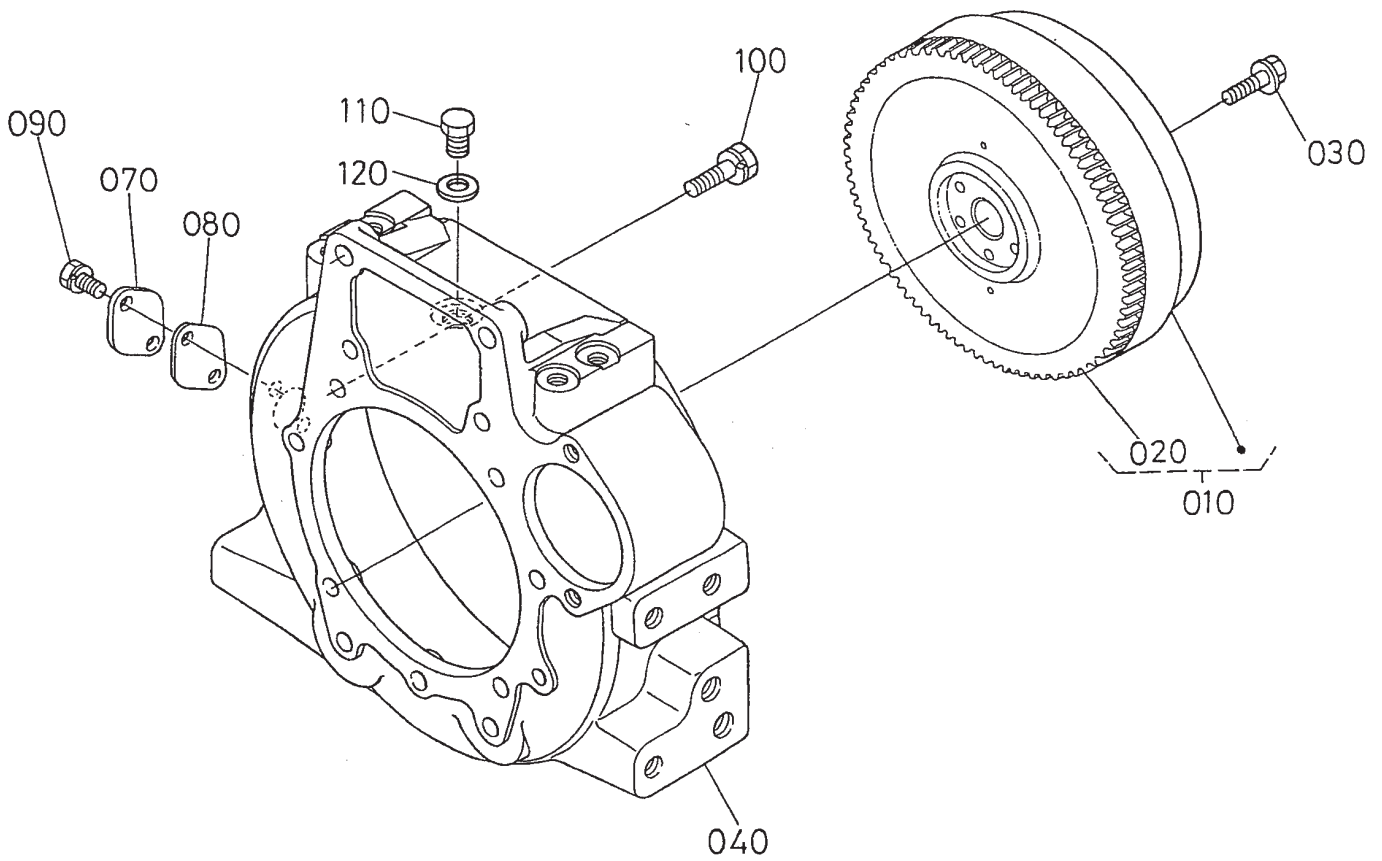


Sheet No.:51

Piston and Crankshaft Assembly

Ref. No.	Part No.	Qty.	Description
010	100-9181	4	Piston, STD
010	99-5435	4	Piston, +0.050mm
020	100-9182	4	Piston Ring ASM (STD)
020	99-5436	4	Piston Ring ASM (+0.050mm)
030	98-7464	4	Pin - Piston
040	98-7465	8	Clip-Pin, Piston
050	98-7466	4	Connecting Rod ASM
060	98-7467	4	Bushing-Pin, Piston
070	98-7468	8	Bolt-Rod, Connecting
080	98-7471	4	Metal-Crankpin (+0.40mm)
080	98-7470	4	Metal-Crankpin (+0.20mm)
080	98-7469	4	Metal-Crankpin (STD)
090	98-7472	1	Crankshaft-Complete
100	98-7473	4	Ball
110	98-7474	1	Sleeve - Crankshaft
120	98-7475	1	Gear - Crankshaft
130	98-7451	1	Key - Feather
140	98-7476	1	Slinger - Oil
150	98-7477	1	Collar-Crankshaft
160	98-7478	1	O-Ring
170	98-7479	1	Nut - Crankshaft
180	98-7483	1	Metal - Crankshaft (-0.40mm)

Ref. No.	Part No.	Qty.	Description
180	98-7482	1	Metal - Crankshaft (-0.20mm)
180	98-7481	1	Metal-Crankshaft (STD)
190	99-6862	4	Set-Crankshaft (-0.20mm)
190	98-7484	4	Metal - Crankshaft (STD)
190	99-6863	4	Set-Crankshaft (-0.40mm)
200	98-9415	2	Bearing-Thrust (+0.40mm)
200	98-9414	2	Bearing-Thrust (+0.20mm)
200	99-6864	2	Metal - Side, STD
210	99-6869	2	Metal - Side, O/S 0.4mm
210	98-9689	2	Bearing-Thrust (+0.20mm)
210	99-6867	2	Metal - Side, STD
220	98-7480	1	Seal - Oil

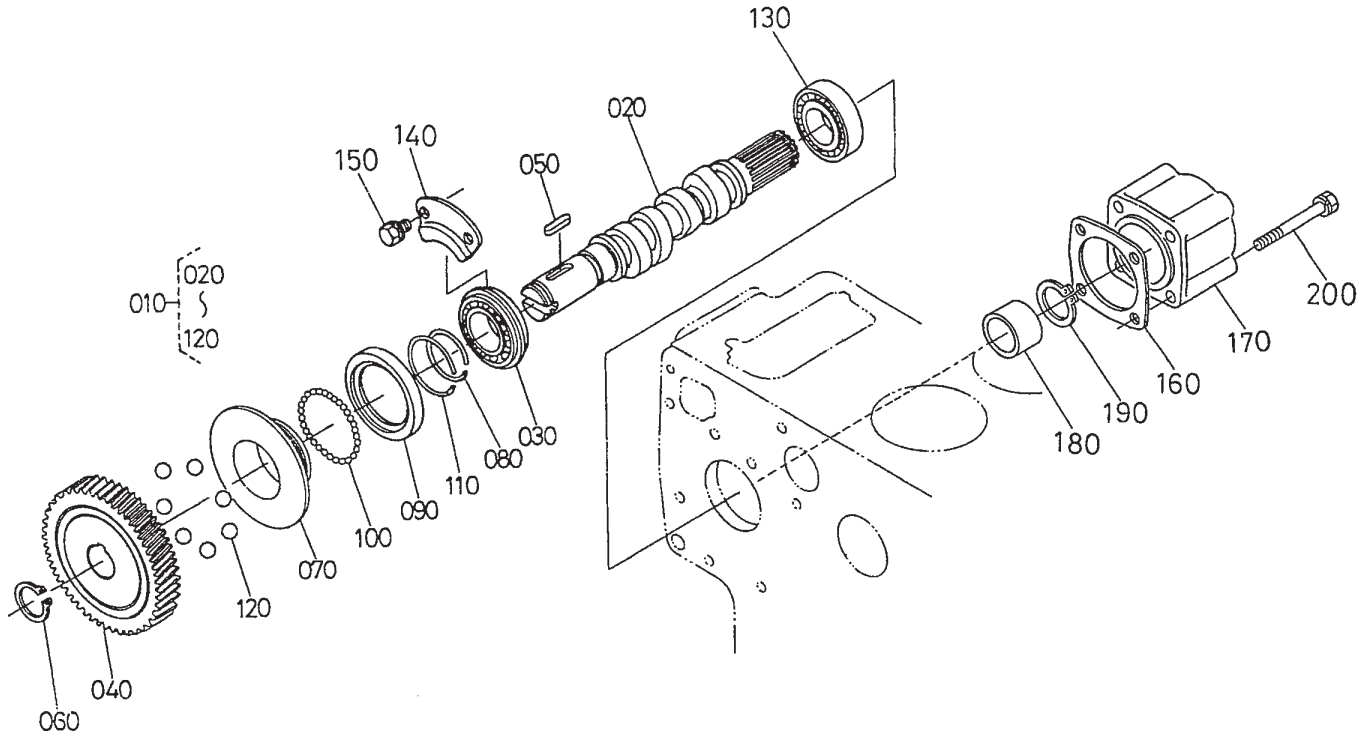


Sheet No.:52

Flywheel Assembly

Ref. No.	Part No.	Qty.	Description
010	98-7532	1	Flywheel
020	98-7560	1	Gear-Ring
030	98-7573	6	Bolt-Flywheel
040	98-7559	1	Housing-Flywheel
070	98-7883	1	Cover
080	98-7886	1	Gasket
090	98-7526	2	Bolt
100	98-7885	11	Bolt
110	98-7546	1	Plug
120	100-9194	1	Washer-Plain

Ref. No.	Part No.	Qty.	Description

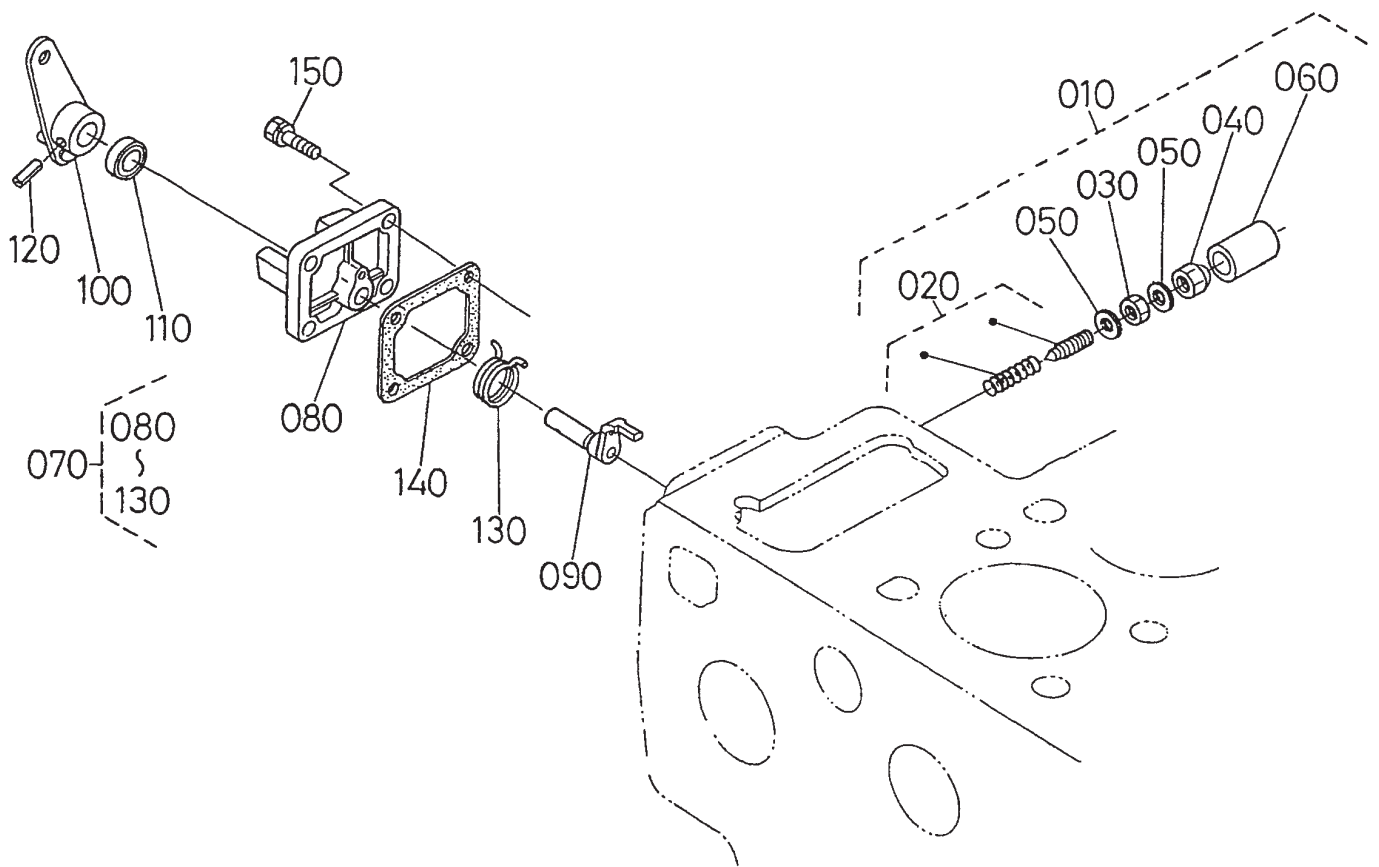


Sheet No.:53

Fuel Camshaft and Governor Shaft Assembly

Ref. No.	Part No.	Qty.	Description
010	98-7551	1	Fuel Camshaft ASM
020	98-7508	1	Camshaft - Fuel
030	98-7595	1	Bearing-Ball
040	98-7574	1	Gear-Pump, Injection
050	98-7575	1	Key-Feather
060	98-7576	1	Cir-Clip - External
070	98-7577	1	Sleeve-Governor
080	98-7578	1	Clip-Cir., Governor Sleeve
090	98-7579	1	Case-Ball, Governor
100	98-7580	39	Ball
110	98-7581	1	Clip-Cir.
120	98-7582	7	Ball
130	98-7583	1	Bearing-Ball
140	98-7584	1	Stopper
150	100-9195	2	Bolt
160	98-7588	1	Gasket
170	98-7586	1	Cover-Fuel, Camshaft
180	98-7587	1	Collar
190	98-7589	1	Clip-Cir., External
200	98-7590	4	Bolt

Ref. No.	Part No.	Qty.	Description

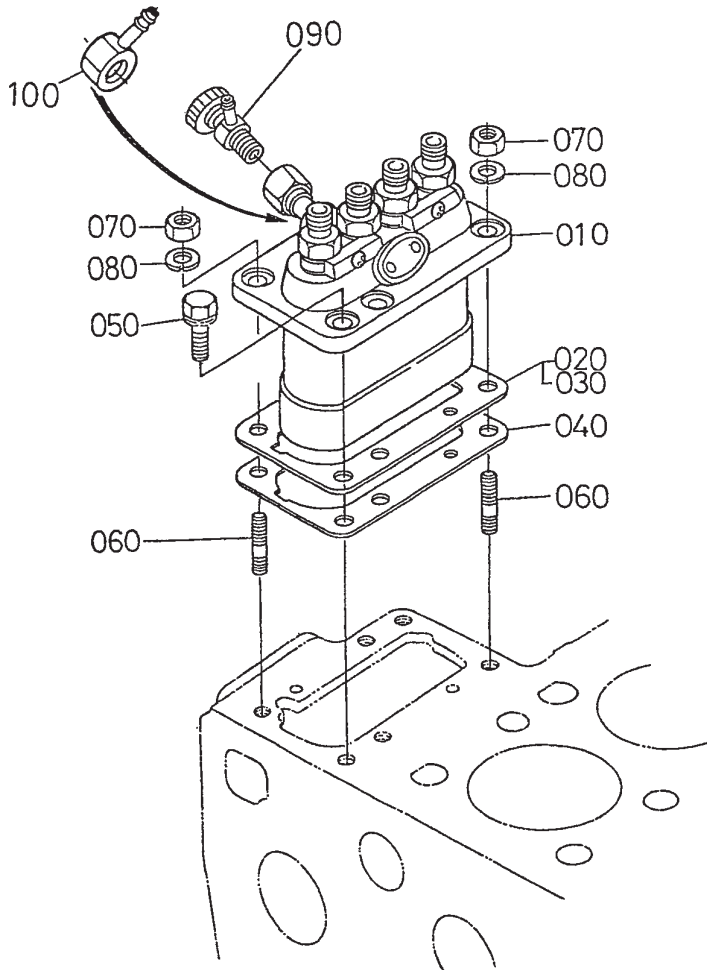


Sheet No.:54

Engine Stop Lever Assembly

Ref. No.	Part No.	Qty.	Description
010	98-7591	1	I/D Appartus ASM
020	98-7592	1	Adjusting Bolt ASM
030	98-7593	1	Nut
040	98-7594	1	Nut-Cap
050	98-7428	2	Gasket
060	98-7596	1	Cap
070	100-9198	1	Eng Stop Lever ASM
080	98-7598	1	Cover-Pump, Injection
090	100-9200	1	Shaft-Lever
100	98-7600	1	Lever-Stop, Engine
110	98-7601	1	Seal-Oil
120	98-7602	1	Pin-Spring
130	98-7603	1	Spring-Return
140	98-7604	1	Gasket-Cover, Pump
150	98-7605	4	Bolt

Ref. No.	Part No.	Qty.	Description

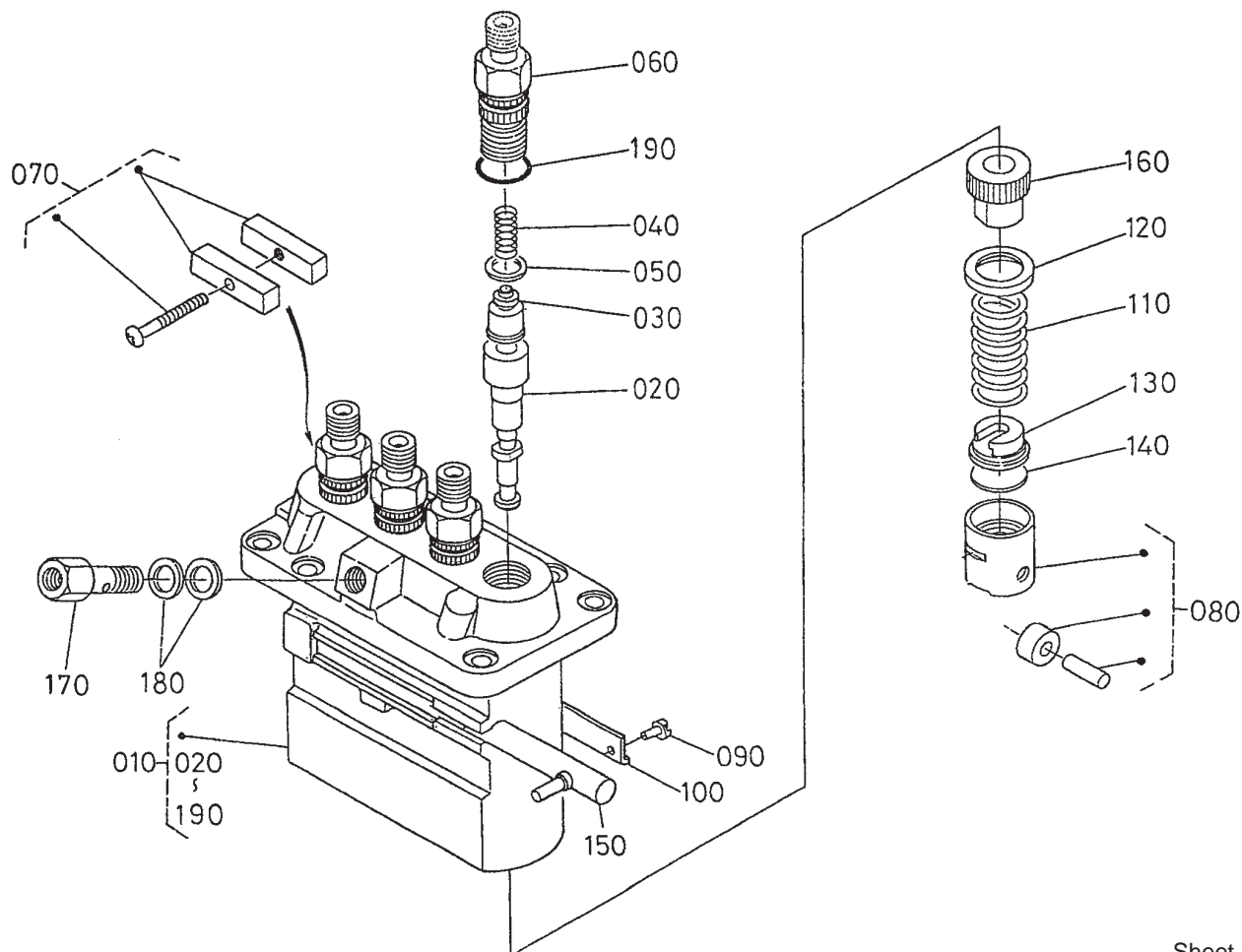


Sheet No.:55

Injection Pump Assembly

Ref. No.	Part No.	Qty.	Description
010	100-9201	1	Injection Pump ASM
020	98-7607	1	Shim
030	98-7608	1	Shim
040	98-7609	1	Shim-Pump, Injection
050	98-7610	4	Bolt
060	100-1558	2	Stud-Manifold, Exhaust
070	98-7534	2	Nut
080	99-8339	2	Washer-Spring
090	100-9202	1	Jet Start Cock ASM
100	98-7617	1	Joint

Ref. No.	Part No.	Qty.	Description

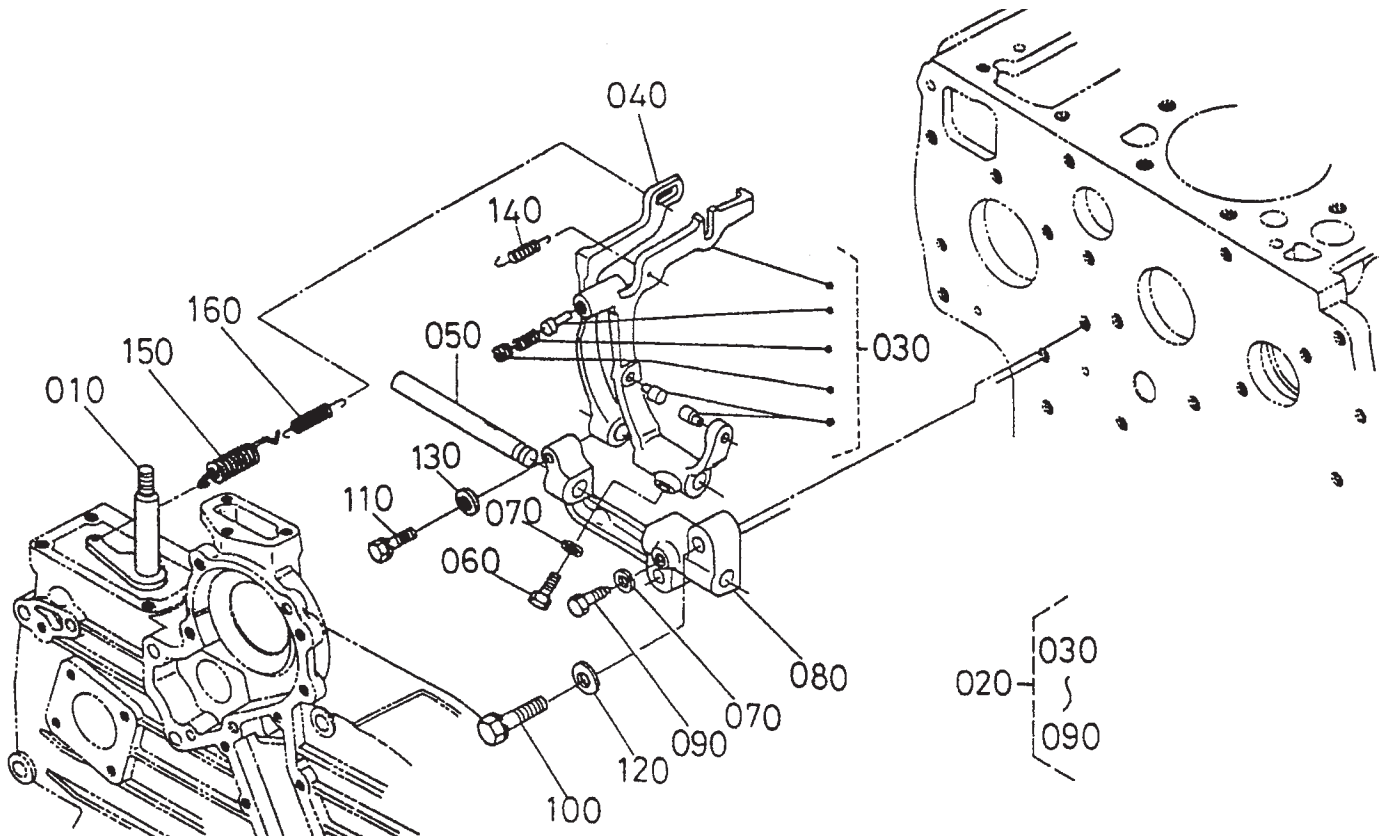


Sheet No.:56

Injection Pump Component Parts Assembly

Ref. No.	Part No.	Qty.	Description
010	100-9201	1	Injection Pump ASM
020	98-7619	4	Plunger-Pump
030	98-7620	4	Valve-Delivery
040	98-7621	4	Spring-Valve, Delivery
050	98-7622	4	Gasket-Valve, Delivery
060	98-7623	4	Holder-Valve, Delivery
070	98-7624	2	Lock Plate ASM
080	98-7625	4	Tappet ASM
090	98-7626	4	Pin-Guide, Tappet
100	98-7627	2	Plate
110	98-7628	4	Spring-Plunger
120	98-7629	4	Seat-Spring, Upper
130	98-7630	4	Seat-Spring, Lower
140	98-7631	4	Shim
150	98-7632	1	Rack-Control
160	98-7634	4	Sleeve-Control
170	98-7635	1	Screw
180	98-7636	2	Gasket
190	98-7637	4	O-Ring

Ref. No.	Part No.	Qty.	Description

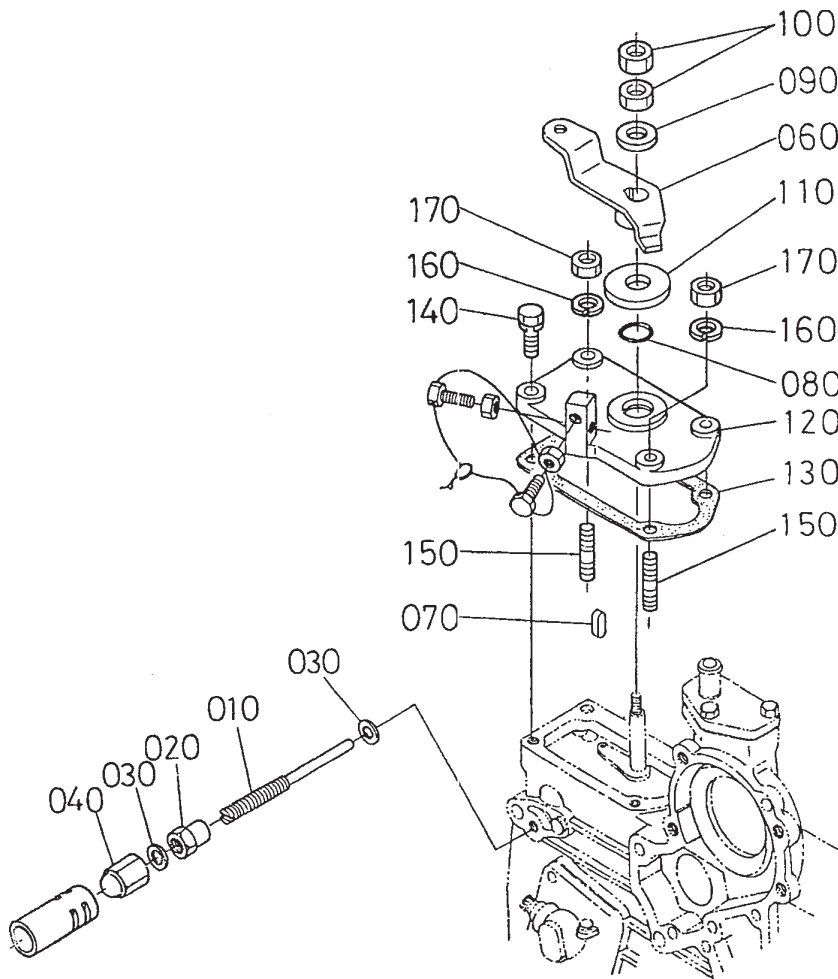


Sheet No.:57

Governor Assembly

Ref. No.	Part No.	Qty.	Description
010	98-7638	1	Lever-Governor
020	100-9204	1	Lever-Fork
030	100-9205	1	Lever-Fork
040	100-9206	1	Lever-Fork
050	98-7640	1	Shaft-Lever, Fork
060	98-7641	1	Bolt-Shaft, Lever
070	98-7699	2	Washer-Spring
080	98-7643	1	Holder-Lever, Fork
090	98-7644	1	Bolt
100	98-7645	2	Bolt
110	98-7646	1	Bolt
120	98-7536	2	Washer-Plain
130	98-7648	1	Washer-Plain
140	100-9207	1	Spring-Start
150	100-9208	1	Spring-Governor
160	98-7651	1	Spring-Governor

Ref. No.	Part No.	Qty.	Description

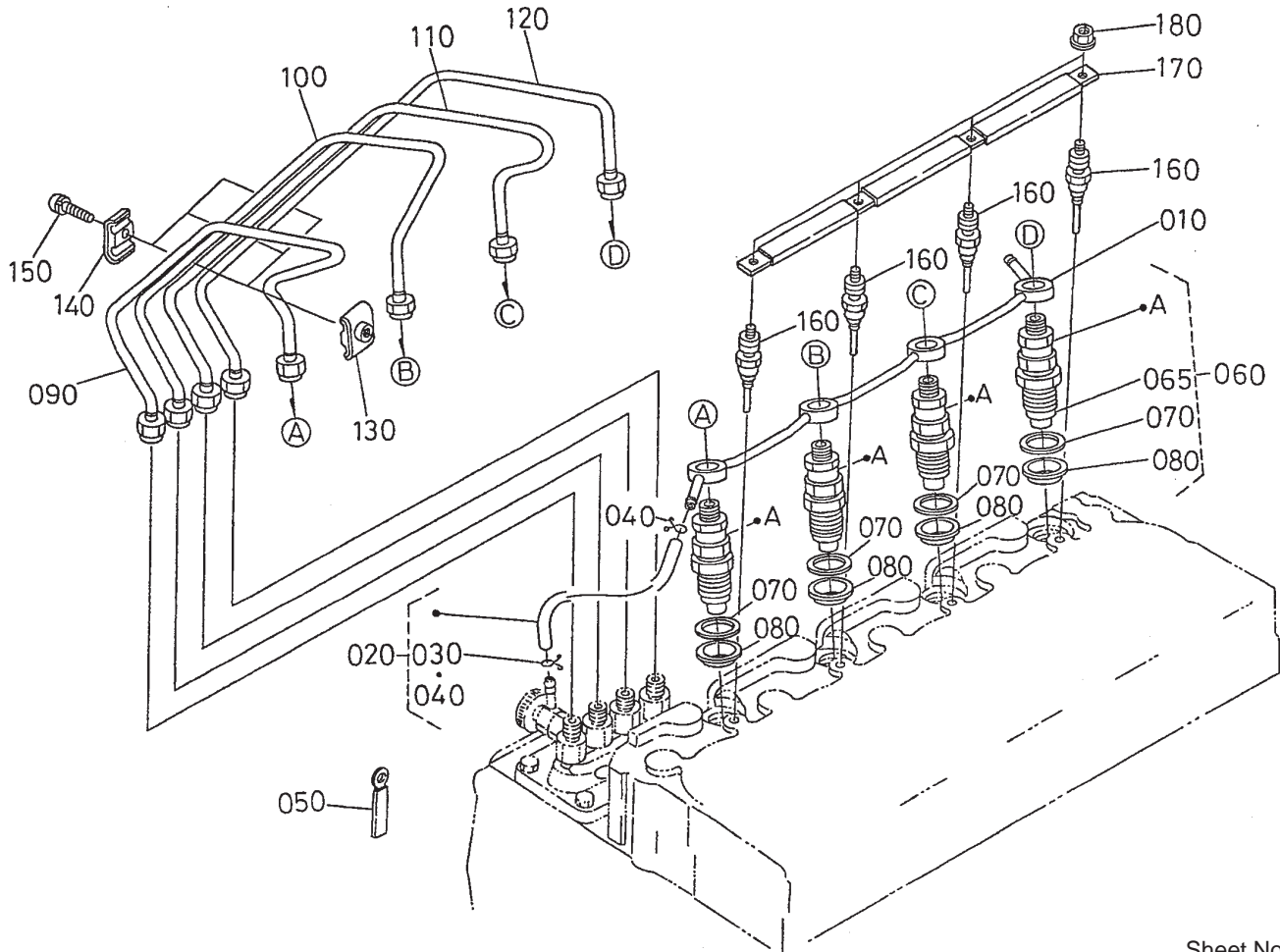


Sheet No.:58

Speed Control Plate Assembly

Ref. No.	Part No.	Qty.	Description
010	98-7652	1	Bolt-Adjusting
020	98-7653	1	Nut
030	98-7654	2	Gasket
040	98-7655	1	Nut-Cap
060	98-7657	1	Lever-Control, Speed
070	98-7658	1	Key-Feather
080	98-7659	1	O-Ring
090	98-7698	1	Washer-Plain
100	98-7661	2	Nut
110	98-7662	1	Collar
120	98-7663	1	Plate-Control, Speed
130	98-7664	1	Gasket
140	98-7568	2	Bolt
150	98-7571	2	Stud
160	98-7699	2	Washer-Spring
170	98-7572	4	Nut

Ref. No.	Part No.	Qty.	Description

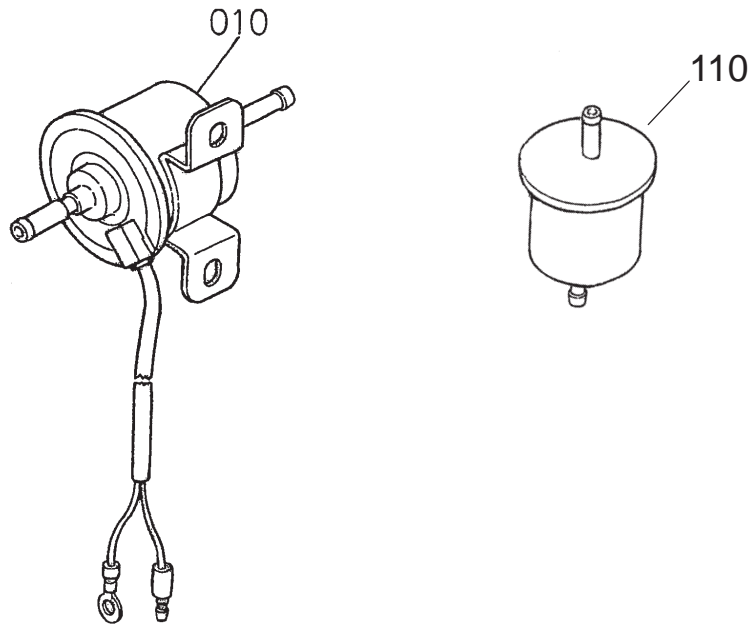


Sheet No.:59

Nozzle Holder and Glow Plug Assembly

Ref. No.	Part No.	Qty.	Description
010	100-9213	1	Overflow Pipe ASM
020	98-7670	1	Overflow Pipe ASM
030	98-7671	1	Clip-Pipe
040	98-7672	1	Clip-Pipe
050	98-7673	1	Clamp-Cord
060	100-9214	1	Kit-Holder, Nozzle
065	100-9215	4	Piece-Nozzle
070	98-7676	4	Gasket
080	98-7677	4	Seal
090	100-9216	1	Pipe-Injection
100	100-9217	1	Pipe-Injection
110	100-9218	1	Pipe-Injection
120	100-9219	1	Pipe-Injection
130	98-7682	3	Clamp-Pipe
140	98-7683	3	Clamp-Pipe
150	98-9364	3	Screw W/Washer
160	98-7685	4	Plug-Glow
170	98-7686	1	Cord-Plug, Glow
180	99-8377	4	Nut - Flange

Ref. No.	Part No.	Qty.	Description

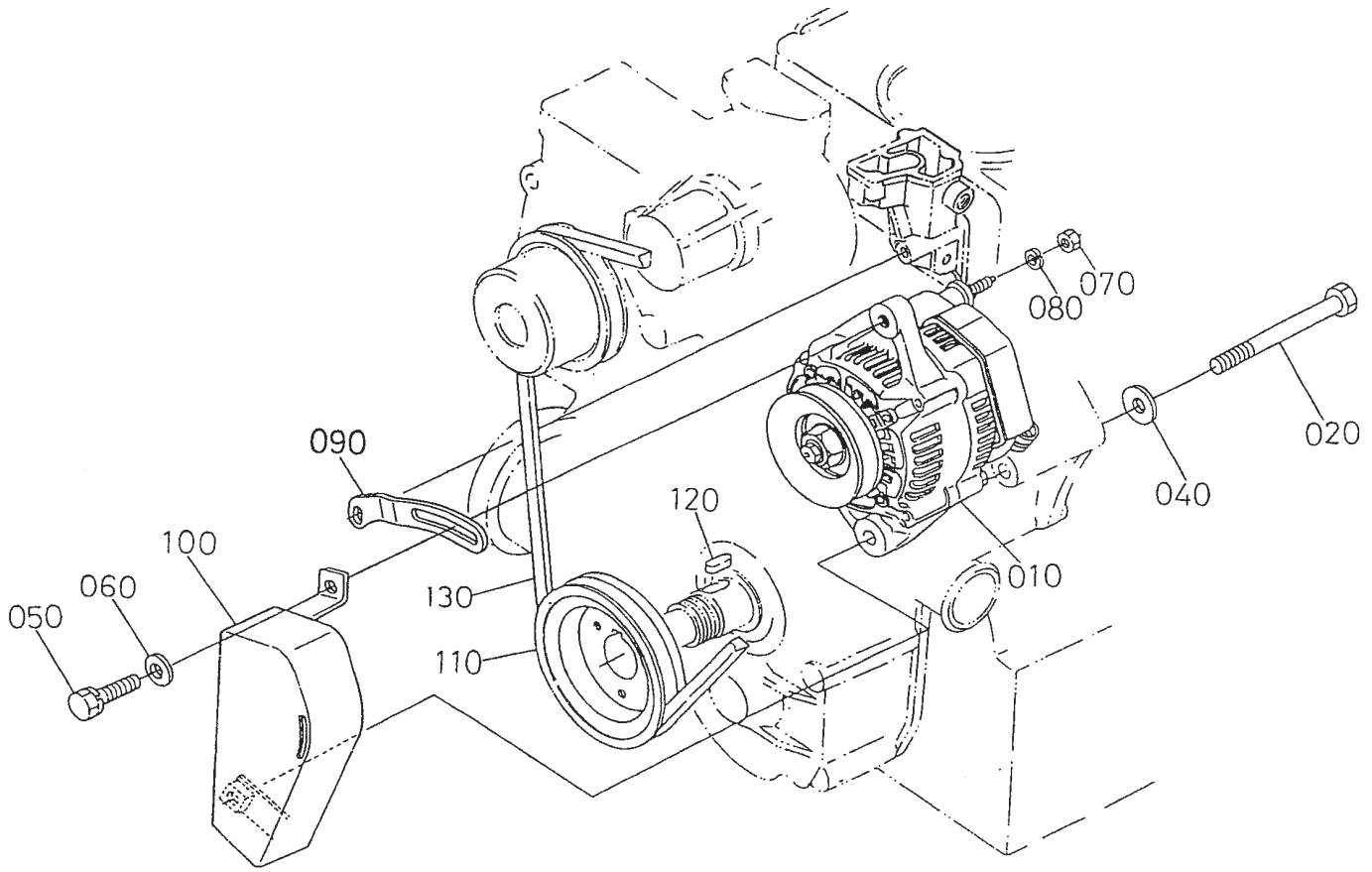


Sheet No.:60

Fuel Filter

Ref. No.	Part No.	Qty.	Description
010	99-3464	1	Pump-Fuel
110	98-7612	1	Filter-Fuel

Ref. No.	Part No.	Qty.	Description
----------	----------	------	-------------

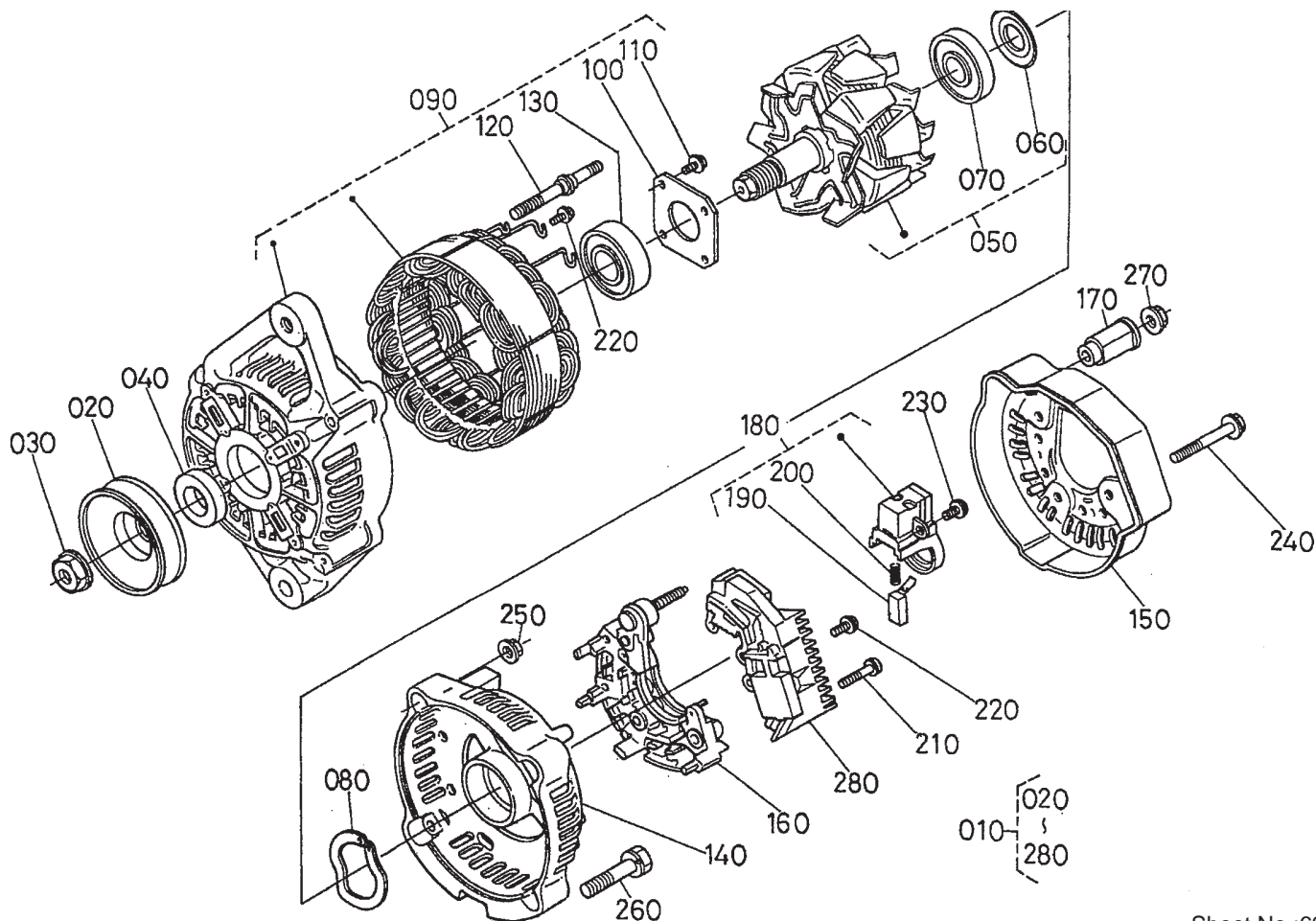


Sheet No.:61

Alternator and Pulley Assembly

Ref. No.	Part No.	Qty.	Description
010	98-7693	1	Alternator ASM
020	98-7695	1	Bolt
040	98-9366	1	Washer-Plain
050	98-7697	1	Bolt
060	100-9233	1	Washer-Plain
070	98-7572	1	Nut
080	98-7699	1	Washer-Spring
090	105-2872	1	Bracket-Alternator
100	98-7701	1	Cover-Belt
110	98-7703	1	Pulley-Drive, Fan
120	98-7451	1	Key - Feather
130	98-7705	1	V-Belt

Ref. No.	Part No.	Qty.	Description

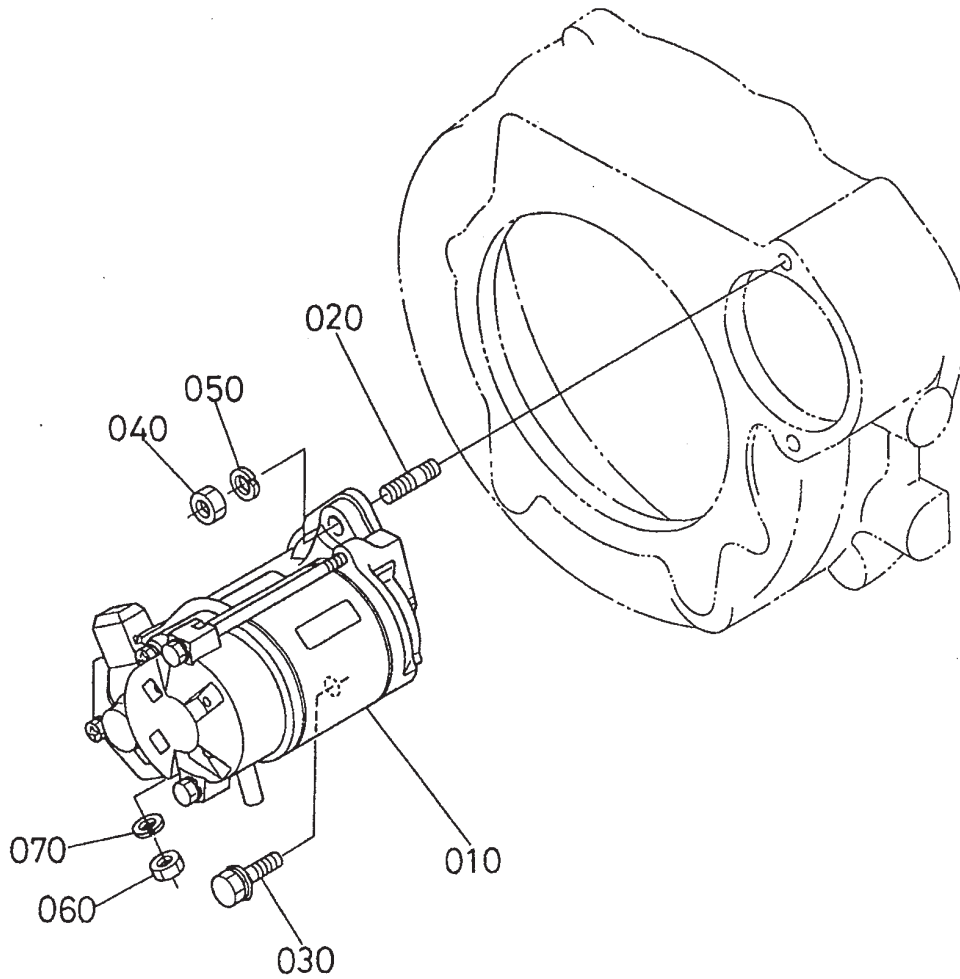


Sheet No.:62

Alternator Component Parts Assembly

Ref. No.	Part No.	Qty.	Description
010	98-7693	1	Alternator ASM
020	98-7707	1	Pulley-Alternator
030	98-7708	1	Nut
040	98-7709	1	Collar
050	98-7710	1	Rotor
060	98-7711	1	Cover-Bearing
070	98-7712	1	Bearing-Ball
080	98-7713	1	Washer-Thrust
090	98-7714	1	Frame-End, Drive
100	98-7715	1	Plate-Retainer
110	98-7716	4	Screw-Head, Round
120	98-7717	2	Bolt-Through
130	98-7718	1	Bearing-Ball
140	98-7719	1	Frame-End
150	98-7720	1	Cover-End
160	98-7721	1	Rectifier ASM
170	98-7722	1	Bushing-Insulation
180	98-7723	1	Holder-Brush
190	98-7724	2	Brush
200	98-7725	2	Spring-Brush
210	98-7726	2	Screw-Head, Round
220	98-7727	6	Screw-Head, Round
230	98-7728	1	Screw-Head, Round
240	98-7729	3	Bolt
250	98-7730	2	Nut
260	98-7731	2	Bolt

Ref. No.	Part No.	Qty.	Description
270	98-7732	1	Nut
280	98-7733	1	Regulator ASM

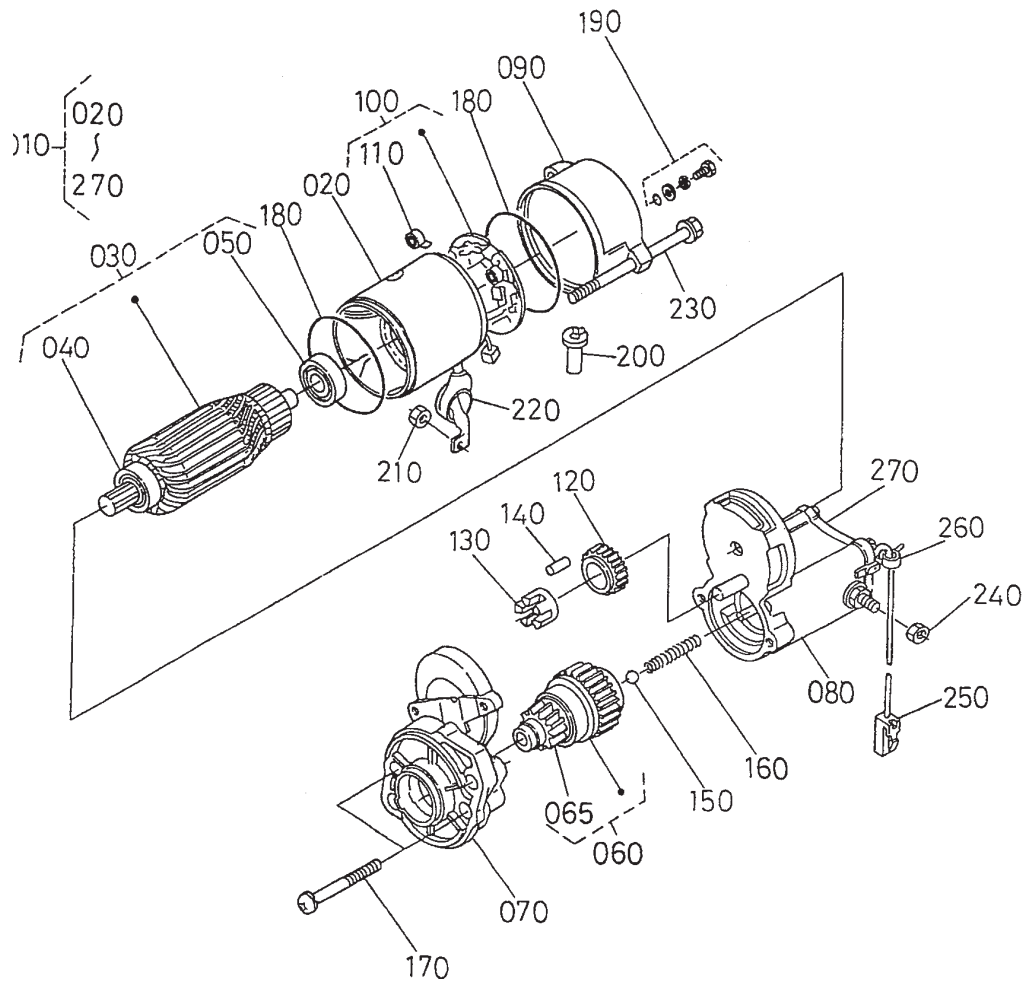


Sheet No.:63

Starter Assembly

Ref. No.	Part No.	Qty.	Description
010	100-9237	1	Starter ASM
020	98-7735	1	Stud
030	98-7736	1	Bolt
040	98-7737	1	Nut
050	98-9368	1	Washer-Spring
060	98-7739	1	Nut
070	99-8339	1	Washer-Spring

Ref. No.	Part No.	Qty.	Description

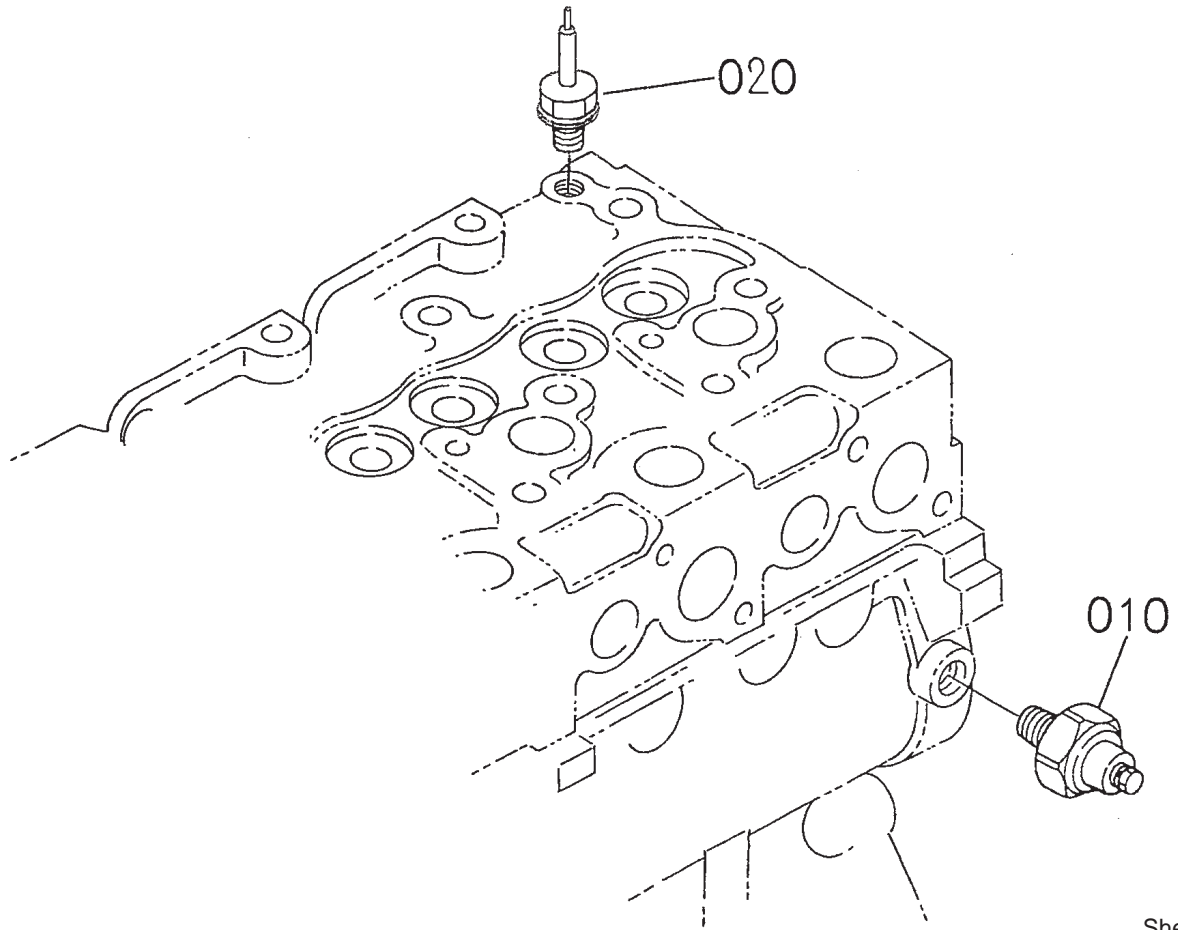


Sheet No.:64

Starter Component Parts Assembly

Ref. No.	Part No.	Qty.	Description
010	100-9237	1	Starter ASM
020	104-8608	1	Yoke ASM
030	98-7742	1	Armature ASM
040	98-7744	1	Bearing
050	98-7743	1	Bearing
060	98-7745	1	Clutch-Running, Over
065	105-2887	1	Bevel-Pinion
070	98-7746	1	Frame-End, Drive
080	100-9239	1	Magnetic Switch ASM
090	98-7748	1	Frame-End
100	98-7749	1	Brush Holder ASM
110	98-7750	4	Spring-Brush
120	98-7751	1	Gear
130	98-7752	1	Retainer
140	98-7753	5	Roller
150	98-7755	1	Ball
160	98-7754	1	Spring
170	98-7756	2	Bolt
180	98-7757	2	O-Ring
190	98-7758	2	Bolt ASM
200	98-7759	1	Pipe-Drain
210	105-2873	1	Nut
220	99-8375	1	Cover
230	100-9240	2	Bolt
240	99-8376	1	Nut - Hex
250	98-9711	1	Cord-Solenoid, Stop

Ref. No.	Part No.	Qty.	Description
260	98-9712	1	Band-Cover
270	105-2886	1	Cover ASM

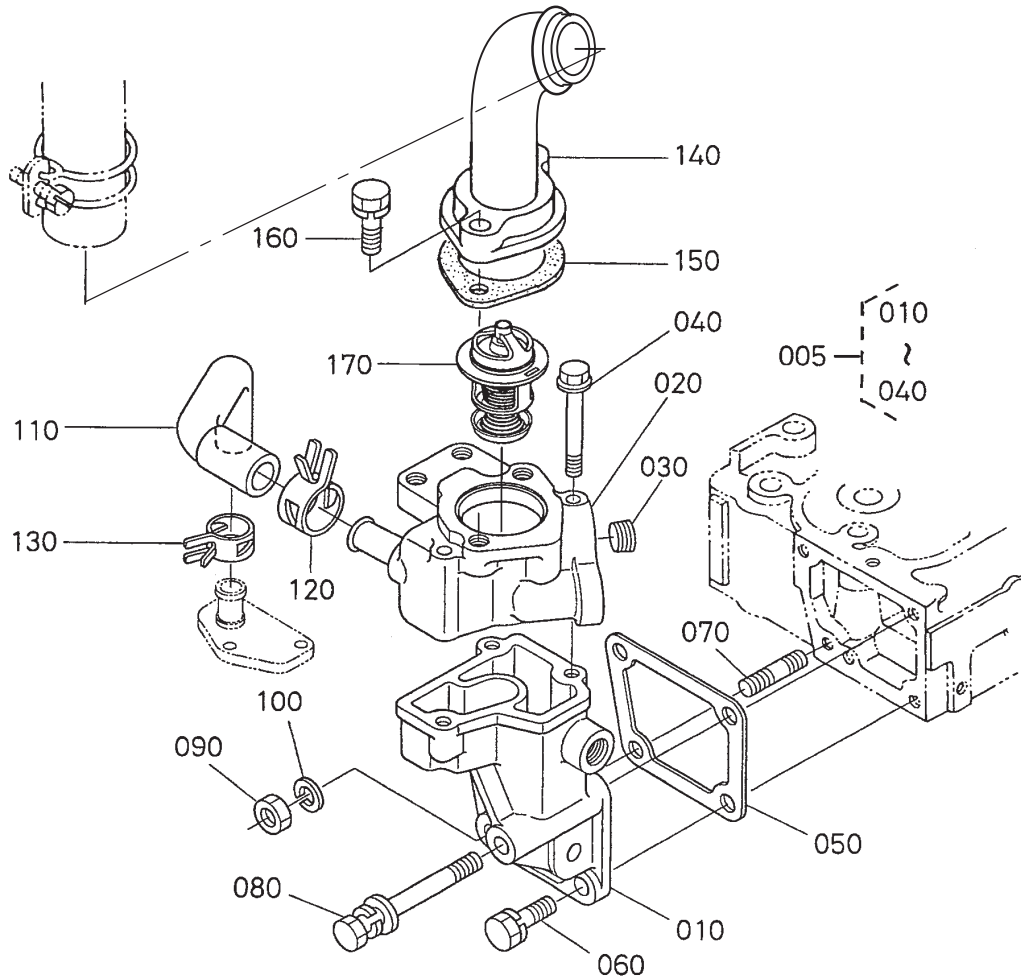


Sheet No.:65

Oil Switch / Thermometer and Plug Assembly

Ref. No.	Part No.	Qty.	Description
010	98-7764	1	Switch-Oil
020	99-3582	1	Thermoswitch

Ref. No.	Part No.	Qty.	Description

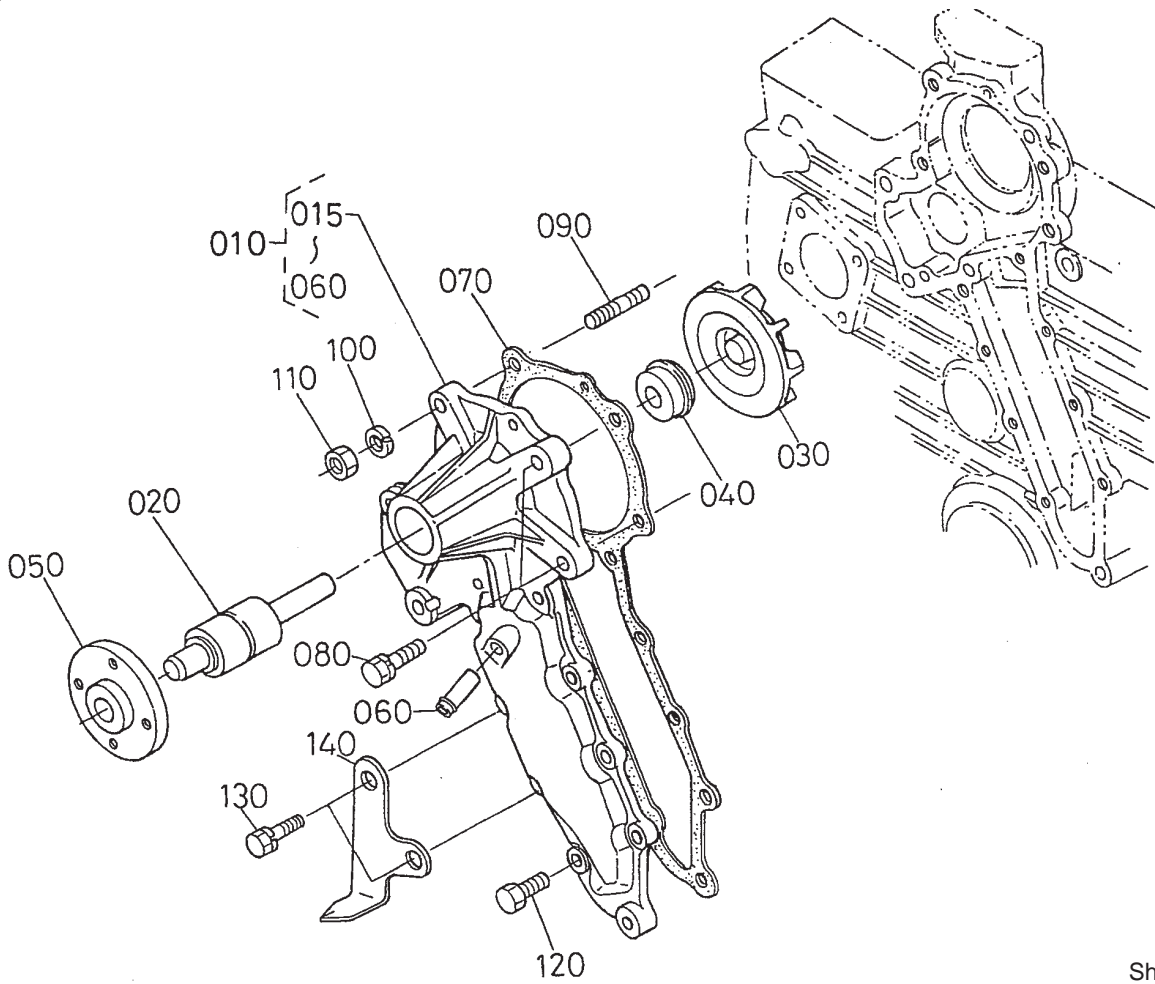


Sheet No.:66

Water Flange and Thermostat Assembly

Ref. No.	Part No.	Qty.	Description
005	104-8631	1	Water Flange ASM
030	105-2874	1	Plug
040	105-2875	3	Bolt, Flange
050	105-2876	1	Gasket, Water Flange
060	98-7610	2	Bolt
070	100-1558	1	Stud-Manifold, Exhaust
080	105-2877	1	Bolt
090	98-7534	1	Nut
100	99-8339	1	Washer-Spring
110	105-2878	1	Pipe, Water Return
120	98-9714	1	Clamp-Hose
130	105-2879	1	Clamp, Hose
140	100-9244	1	Cover-Thermostat
150	105-2880	1	Gasket, Thermostat Cover
160	98-7777	2	Bolt
170	105-2881	1	ASM, Thermostat

Ref. No.	Part No.	Qty.	Description

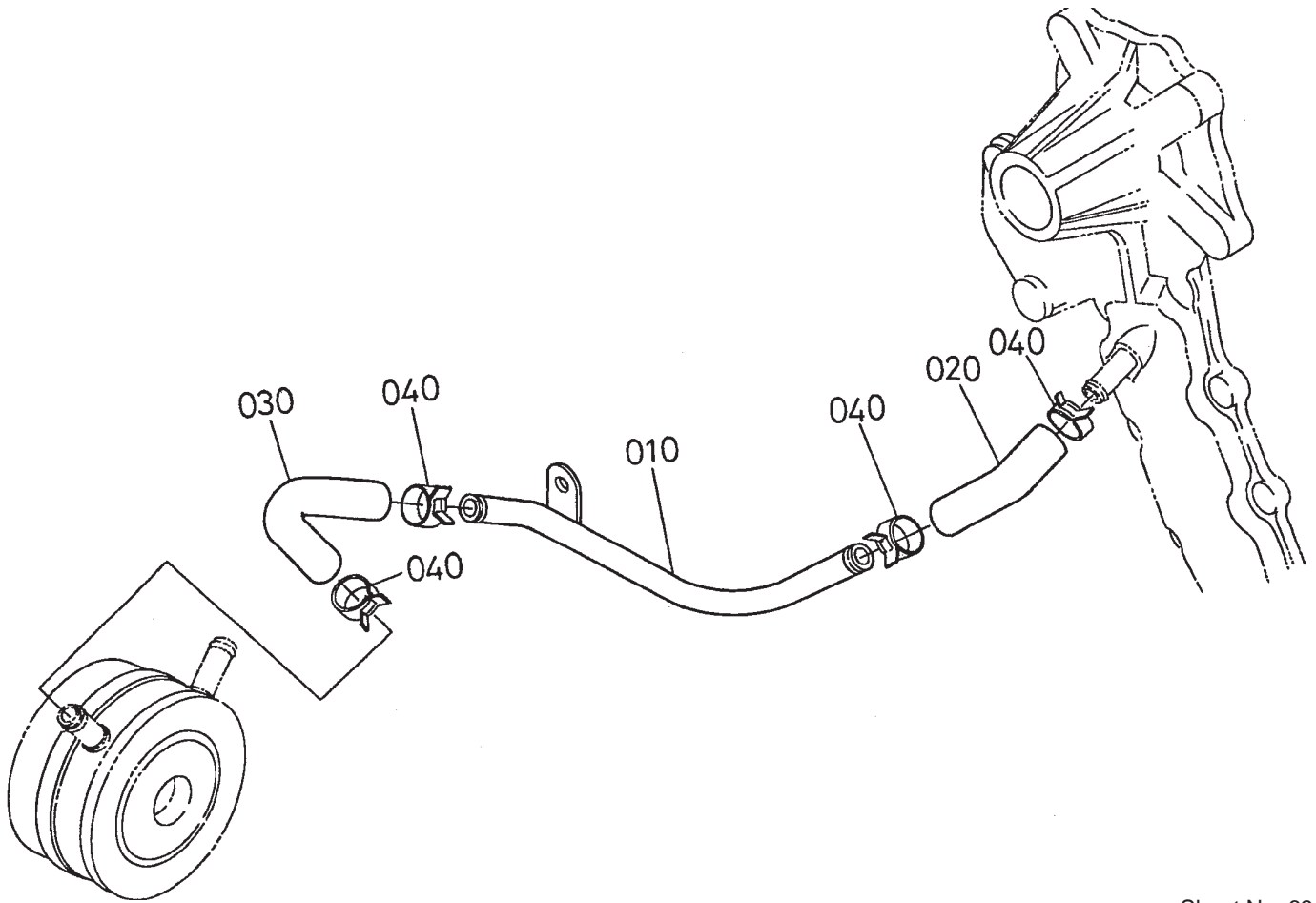


Sheet No.:68

Water Pump Assembly

Ref. No.	Part No.	Qty.	Description
010	100-9245	1	Water Pump ASM
020	98-7780	1	Bearing-Ball
030	98-7781	1	Impeller-Pump, Water
040	105-2882	1	Mechanical Seal ASM
050	98-7783	1	Flange-Pump, Water
060	98-9577	1	Pipe-Return, Water
070	98-7784	1	Gasket-Pump, Water
080	98-7439	2	Bolt
090	98-7786	2	Stud
100	99-8339	2	Washer-Spring
110	98-7534	2	Nut
120	98-7605	6	Bolt
130	98-7568	2	Bolt
140	100-9246	1	Indicator-Timing

Ref. No.	Part No.	Qty.	Description

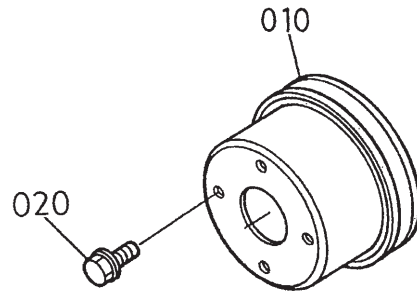


Sheet No.:69

Water Pipe Assembly

Ref. No.	Part No.	Qty.	Description
010	100-9278	1	Pipe-Water
020	100-9279	1	Pipe-Water
030	100-9280	1	Pipe-Cooler, Oil
040	98-9579	4	Band-Pipe

Ref. No.	Part No.	Qty.	Description

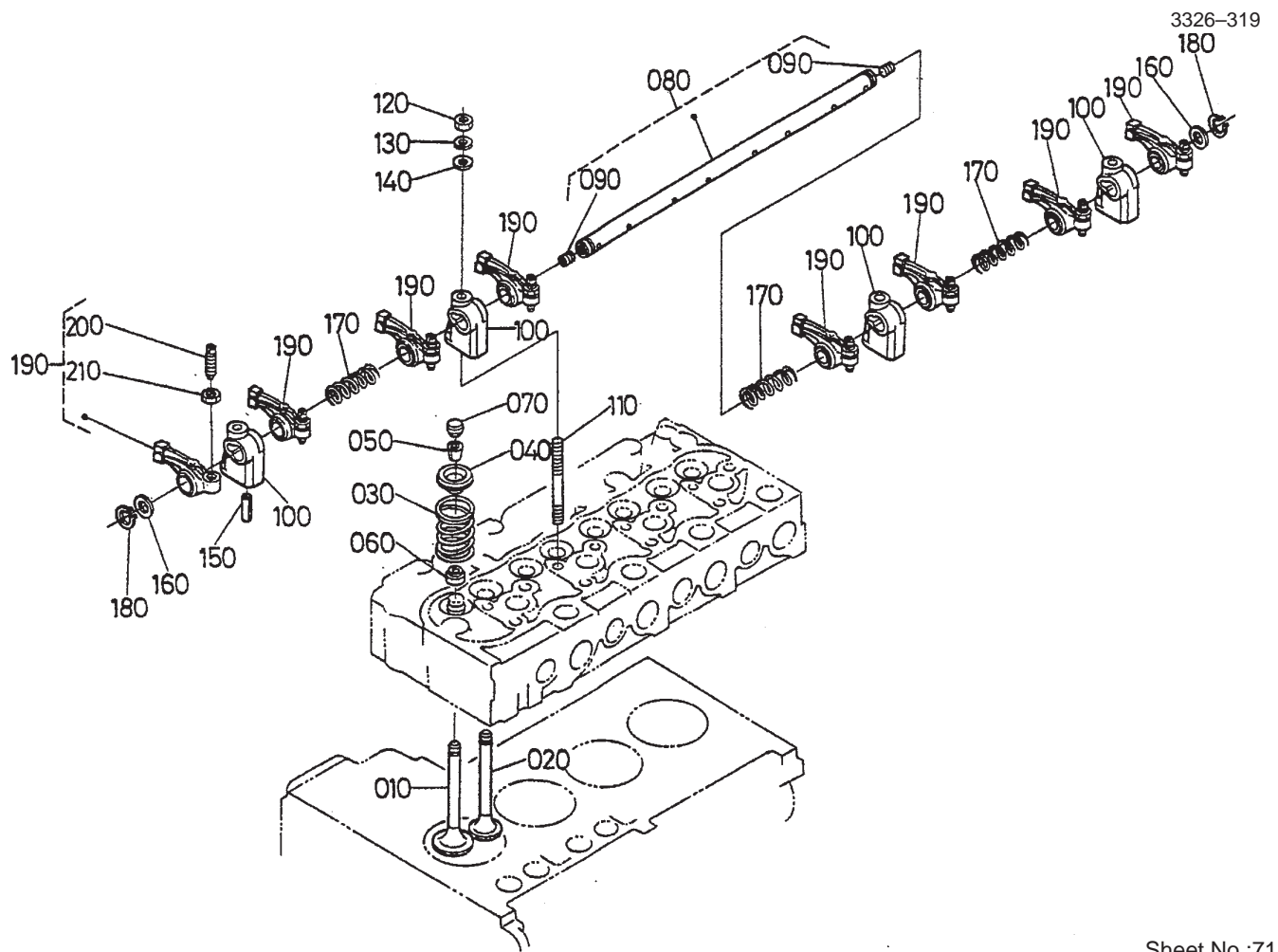


Sheet No.:70

Fan Assembly

Ref. No.	Part No.	Qty.	Description
010	98-7702	1	Pulley-Fan
020	99-8363	4	Bolt - Flange

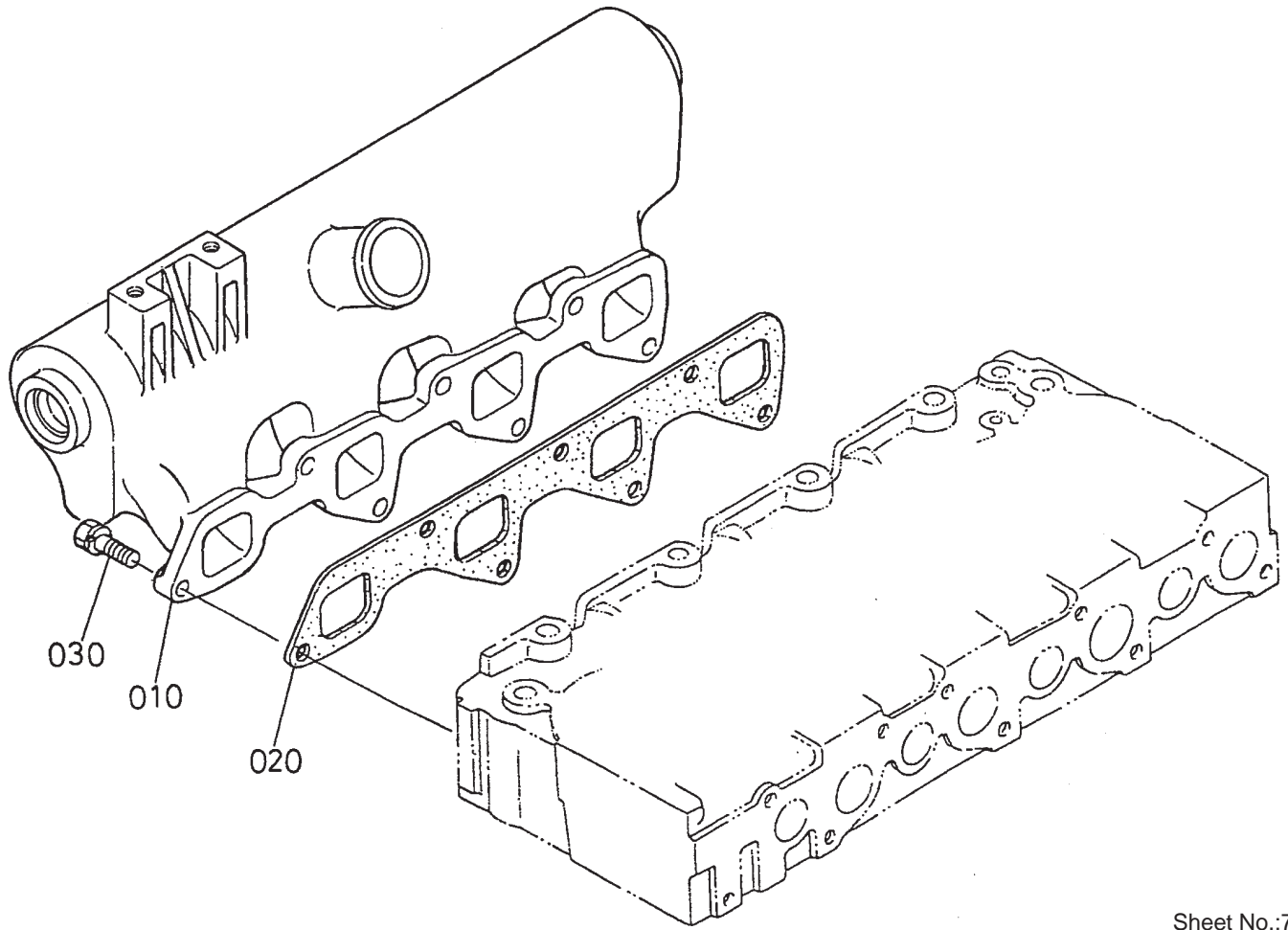
Ref. No.	Part No.	Qty.	Description



Sheet No.:71

Valve and Rocker Arm Assembly

Ref. No.	Part No.	Qty.	Description	Ref. No.	Part No.	Qty.	Description
010	98-7791	4	Valve-Inlet				
020	100-9281	4	Valve-Exhaust				
030	98-7793	8	Spring-Valve				
040	98-7794	8	Retainer-Spring, Valve				
050	98-7795	8	Collet-Spring, Valve				
060	98-7796	8	Seal-Stem, Valve				
070	98-7797	8	Cap-Valve				
080	98-7798	1	Rocker Arm Shaft ASM				
090	98-7799	2	Screw-Set				
100	98-7800	4	Bracket-Arm, Rocker				
110	98-7801	4	Stud				
120	98-7534	4	Nut				
130	99-8339	4	Washer-Spring				
140	98-7535	4	Washer-Spring				
150	98-7805	1	Pin-Spring				
160	98-7806	2	Washer				
170	98-7807	3	Spring-Arm, Rocker				
180	98-7808	2	Clip-Cir., External				
190	98-7809	8	Rocker Arm ASM				
200	98-7810	8	Screw-Adjusting				
210	98-7811	8	Nut				

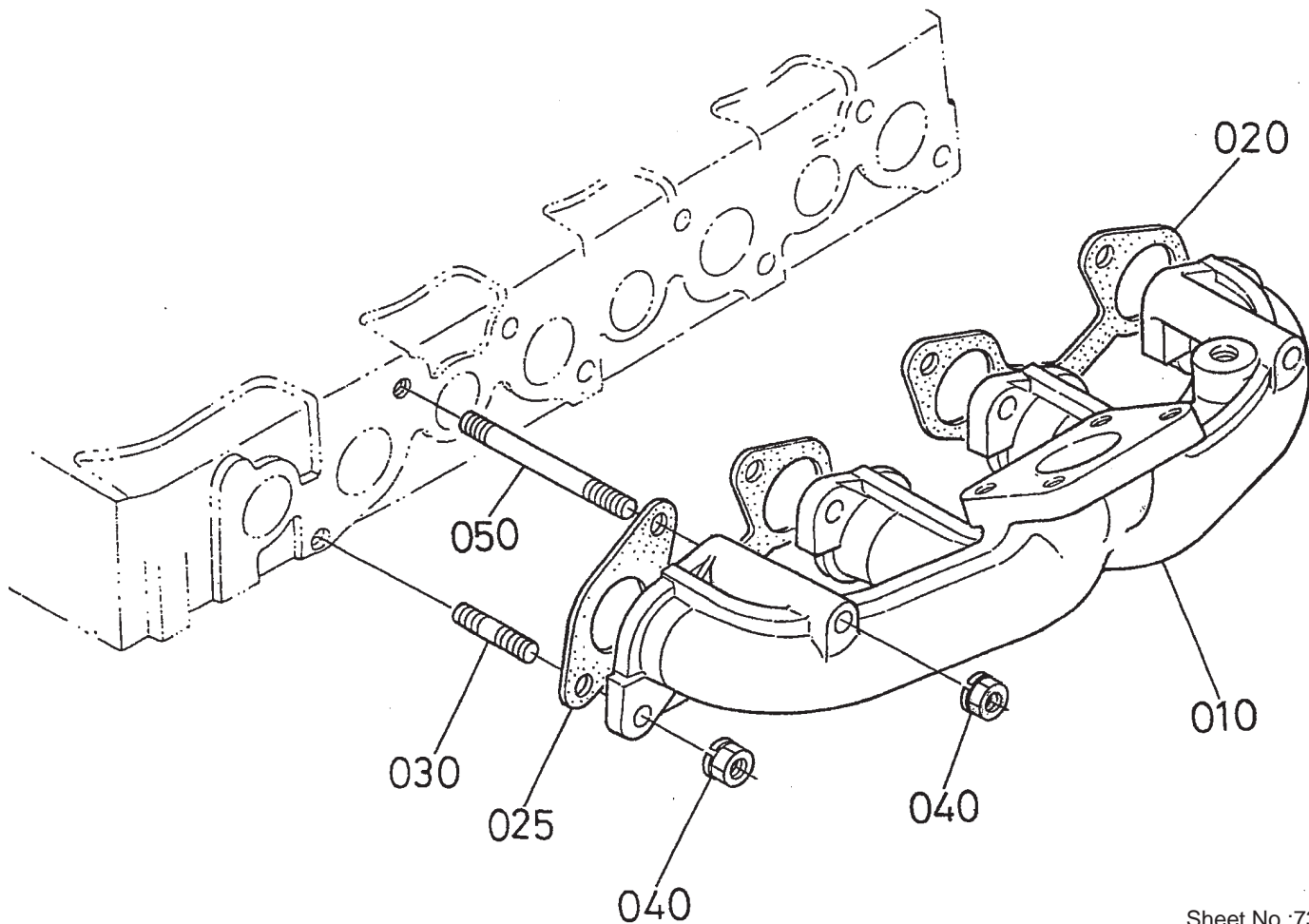


Sheet No.:72

Inlet Manifold Assembly

Ref. No.	Part No.	Qty.	Description
010	100-9283	1	Inlet-Manifold
020	100-9284	1	Gasket, In-Manifold
030	98-7610	7	Bolt

Ref. No.	Part No.	Qty.	Description
----------	----------	------	-------------

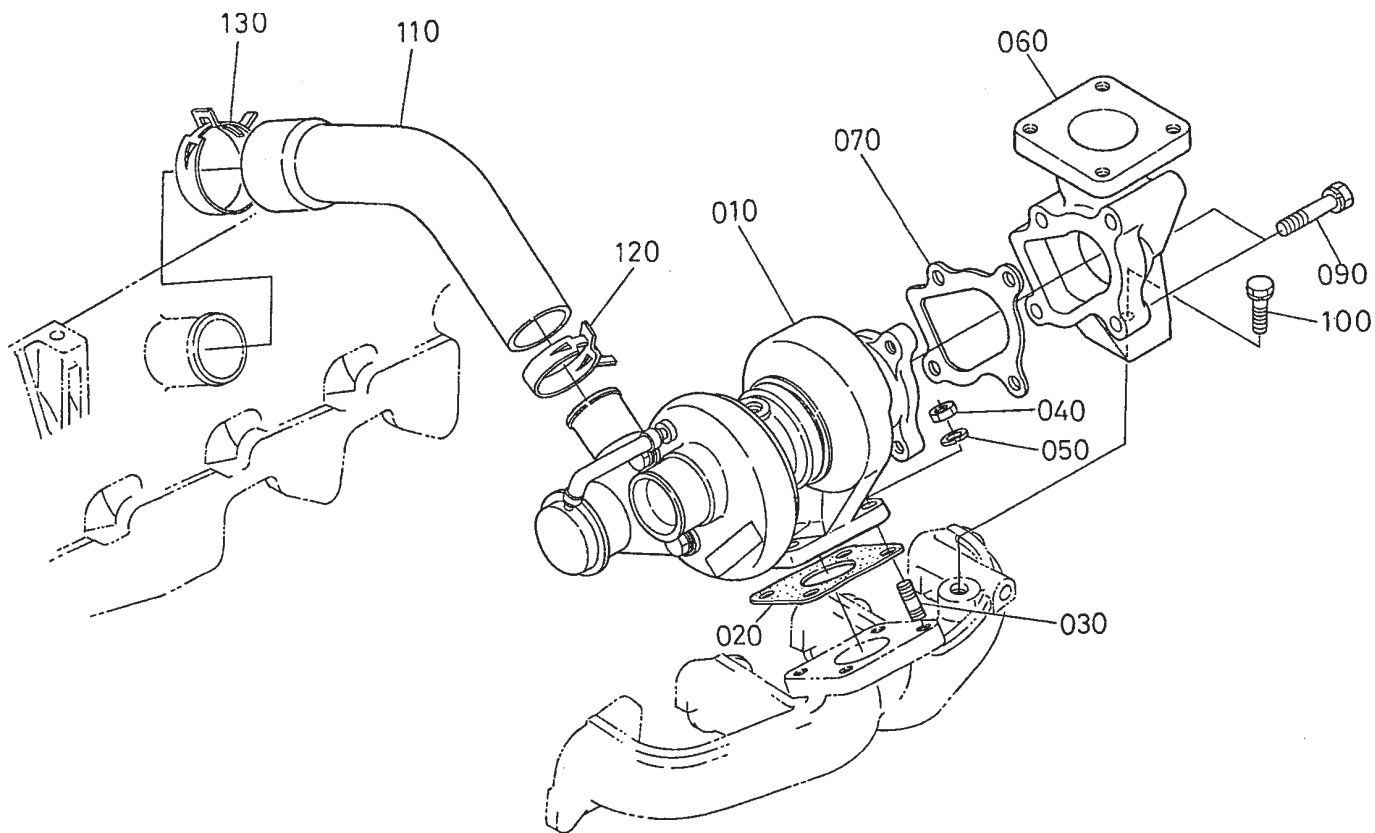


Sheet No.:73

Exhaust Manifold Assembly

Ref. No.	Part No.	Qty.	Description
010	100-9285	1	Manifold-Exhaust
020	98-7802	1	Gasket
025	98-7803	1	Gasket
030	98-7533	6	Stud
040	100-9288	8	Nut
050	100-9289	2	Stud

Ref. No.	Part No.	Qty.	Description

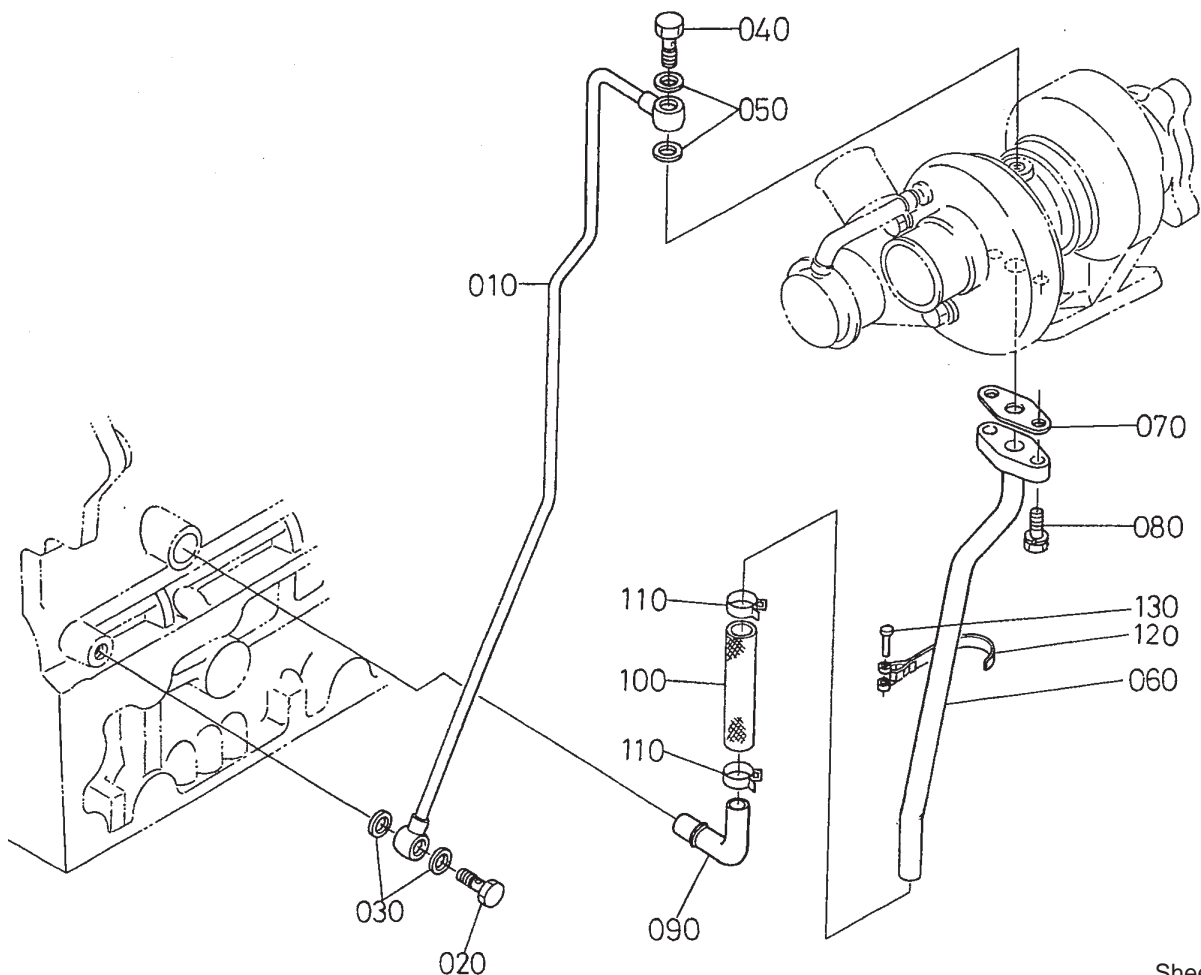


Sheet No.:74

Turbo Charger Assembly

Ref. No.	Part No.	Qty.	Description
010	100-9313	1	Turbo Changer ASM
020	100-9314	1	Gasket
030	99-8341	4	Stud
040	98-7534	4	Nut
050	99-8339	4	Washer-Spring
060	100-9315	1	Flange-Muffler
070	100-9316	1	Gasket
090	98-7697	4	Bolt
100	100-9230	1	Bolt
110	100-9318	1	Hose-Inlet
120	100-9319	1	Band-Pipe
130	99-8322	1	Band-Pipe

Ref. No.	Part No.	Qty.	Description

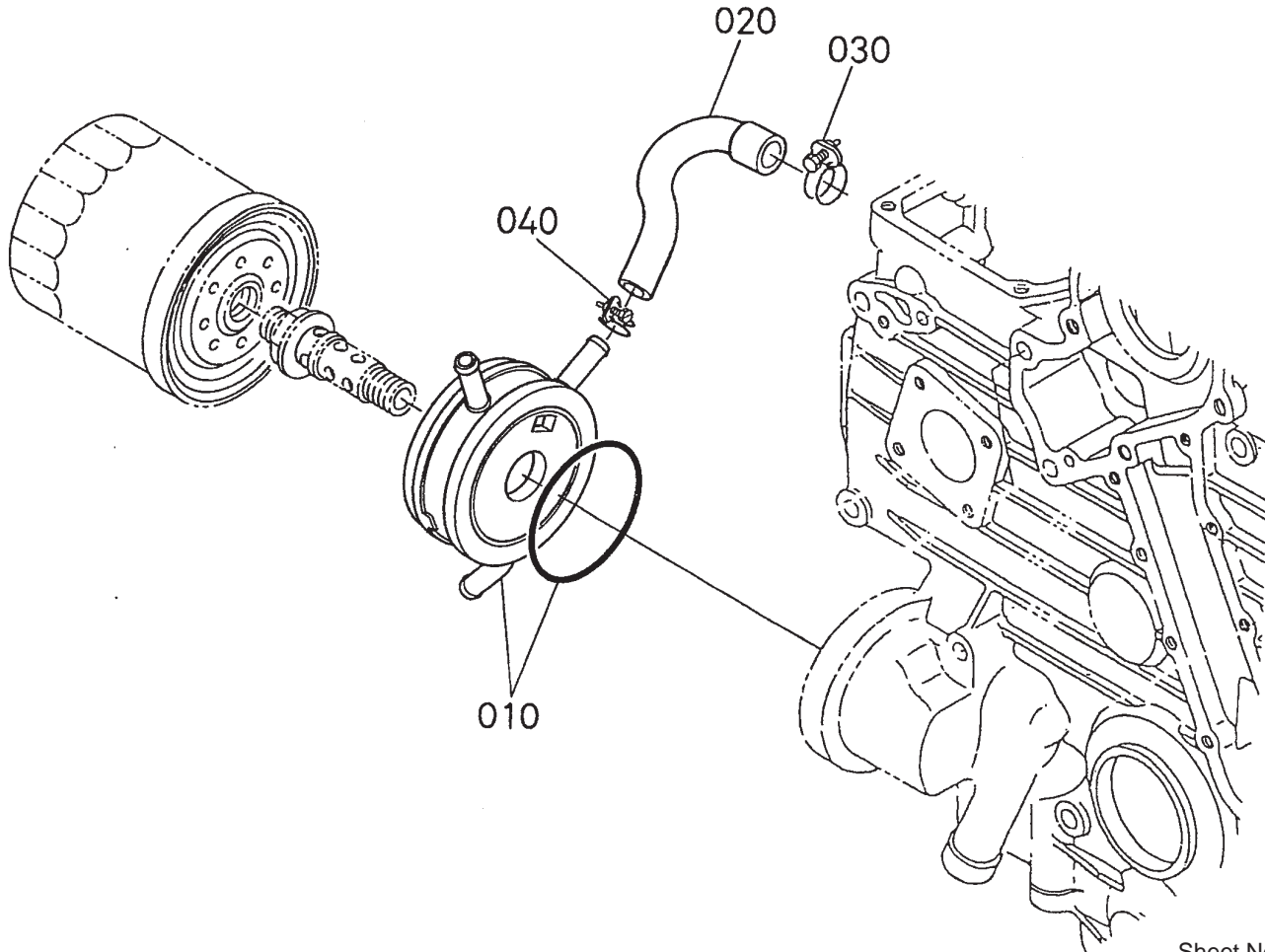


Sheet No.:75

Oil Pipe (Turbo Charger) Assembly

Ref. No.	Part No.	Qty.	Description
010	100-9320	1	Pipe-Oil
020	100-9321	1	Bolt-Joint, Eye
030	98-7428	2	Gasket
040	98-9418	1	Bolt-Joint, Eye
050	99-8346	2	Gasket
060	100-9322	1	Pipe-Oil
070	98-9435	1	Gasket-Oil Return, Turbo
080	98-7568	2	Bolt
090	100-9323	1	Pipe-Oil
100	98-9721	1	Pipe-Oil
110	98-9714	2	Clamp-Hose
120	100-9324	1	Clamp-Pipe
130	98-9591	1	Pin - Band

Ref. No.	Part No.	Qty.	Description

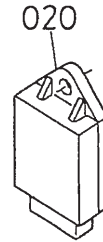
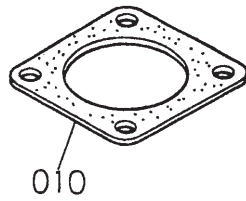


Sheet No.:76

Oil Cooler Assembly

Ref. No.	Part No.	Qty.	Description
010	100-9325	1	Oil Cooler ASM
020	100-9326	1	Hose-Cooler, Oil
030	98-7774	1	Band-Pipe
040	100-9327	1	Band-Pipe

Ref. No.	Part No.	Qty.	Description

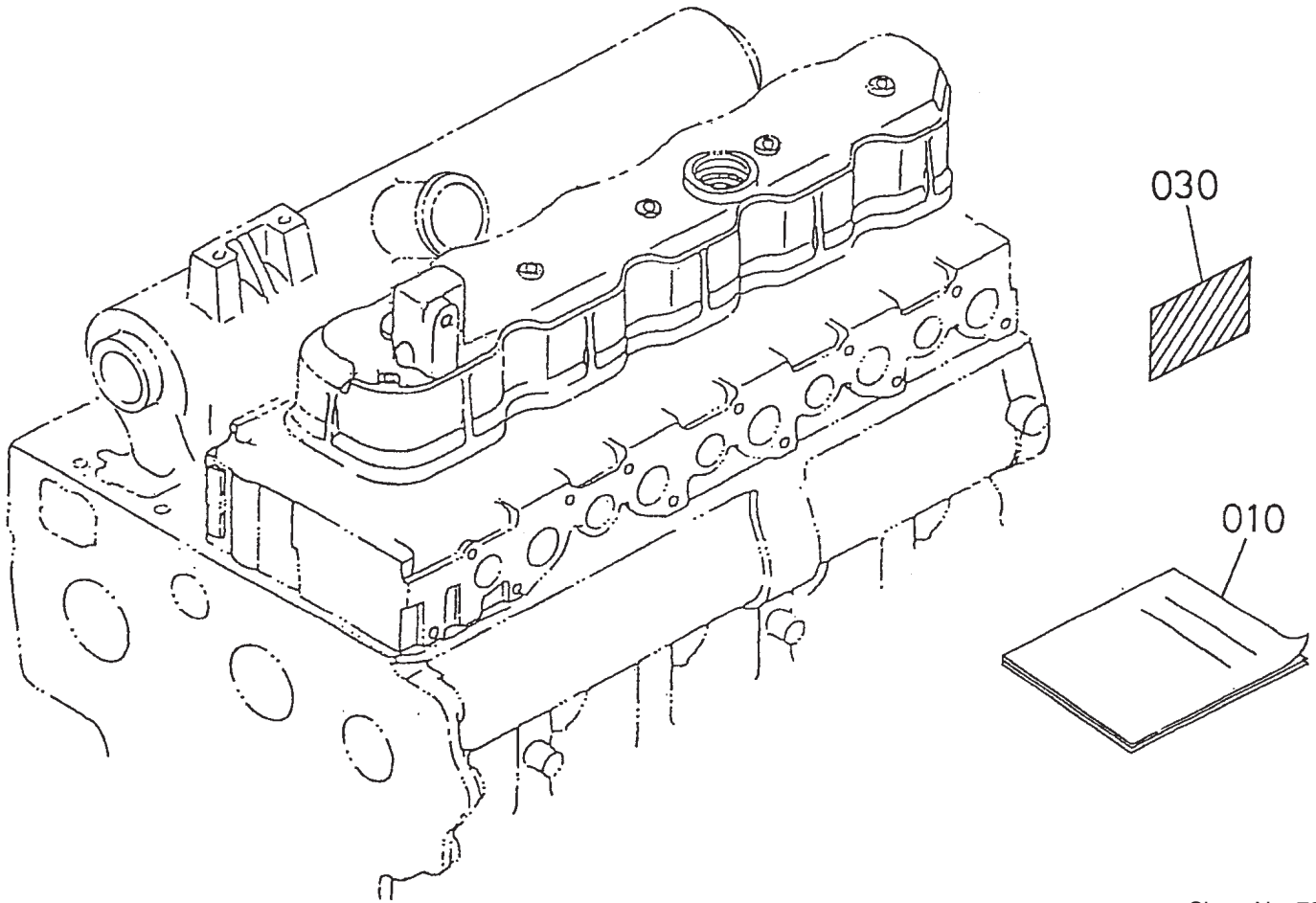


Sheet No.:77

Muffler Gasket and Glow Controller

Ref. No.	Part No.	Qty.	Description
010	100-9333	1	Gasket-Muffler
020	98-7611	1	Controller-Glow

Ref. No.	Part No.	Qty.	Description
----------	----------	------	-------------

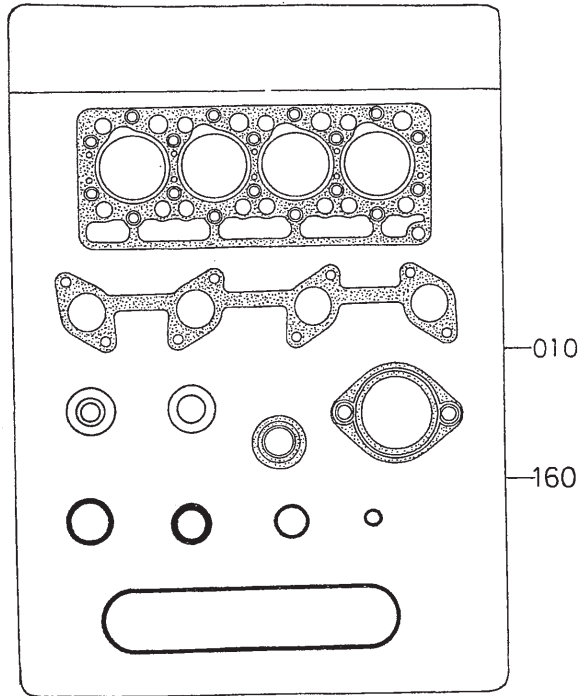


Sheet No.:78

Label and Operators Manual

Ref. No.	Part No.	Qty.	Description
010	100-9335	1	Manual-Instruction

Ref. No.	Part No.	Qty.	Description
----------	----------	------	-------------



Sheet No.:79

Gasket Kit

Ref. No.	Part No.	Qty.	Description
010	100-9337	1	Kit-Gasket, Upper
160	98-7888	1	Kit-Gasket, Lower

Ref. No.	Part No.	Qty.	Description
----------	----------	------	-------------

