



**Count on it.**

**Parts Catalog**

**Workman® HDX-D  
Utility Vehicle with Bed**

Model No. 07385—Serial No. 405630000 and Up



# Ordering Replacement Parts

To order replacement parts, please supply the part number, the quantity, and the description of each part desired.

## Understanding Reference Numbers

Each identified part in an illustration has a reference number. The reference number for a part also appears in the parts list, along with other information about the part.

This catalog uses two special reference number formats, one to indicate parts in a service assembly and another to indicate the quantity of a given part in an illustration.

## Service Assembly Reference Numbers

Parts in service assemblies have reference numbers in the form a:b. The a represents the reference number of the entire service assembly and the b represents a sequential number unique to each part within the service assembly.

For example, a wheel assembly might be identified by reference number 6, the tire by 6:1, the valve by 6:2, and the wheel by 6:3. When you order the assembly identified by reference number 6, you receive all parts identified by reference numbers 6:1, 6:2, and 6:3. However, you may also order any part individually. Reference numbers of this type appear in illustration and in parts lists.

## Reference Numbers Indicating Quantity

In an illustration, if a reference number indicates more than one part, the reference number has the form nX y. The n represents the quantity of the part, the X is the multiplication symbol, and the y represents the reference number.

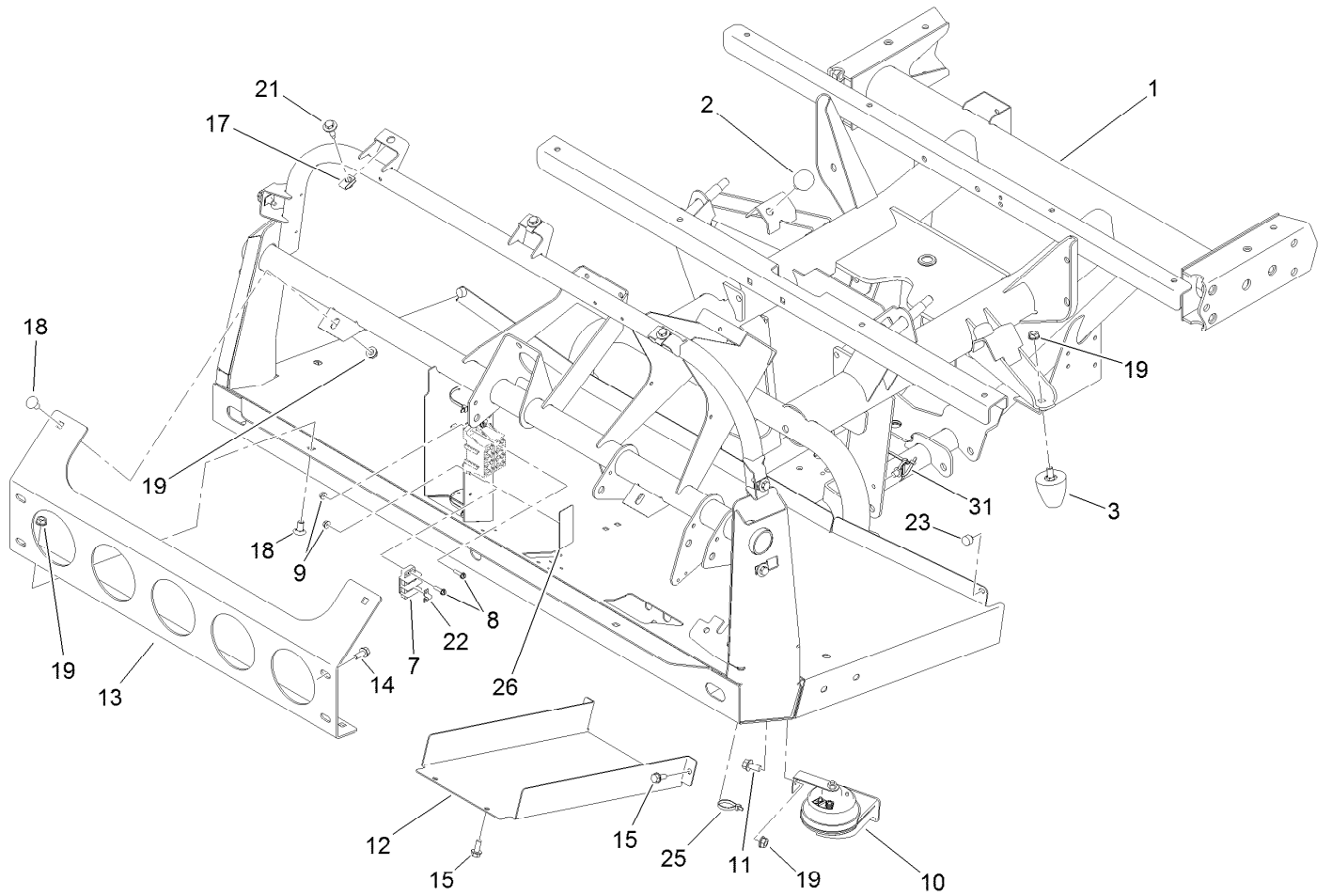
For example, in an illustration, the reference number 2X 37 means that two of the parts identified by reference number 37 are indicated.

# Contents

Front Frame Assembly	5
Rear Frame and Suspension Assembly	6
Rear Axle Assembly	7
Brake Caliper Assembly No. 127-7424	8
Driveshaft Assembly No. 138-0587	9
Front and Rear Brake Line Assembly	10
Front Suspension Assembly	11
Steering and Front Wheel Assembly	12
Steering Linkage Assembly	13
Hydraulic Cylinder Assembly No. 112-3217	14
Front Control Arm Assembly	15
Brake and Clutch Pedal Assembly	16
Master Cylinder Assembly No. 104-6782	17
Accelerator Pedal Assembly	18
Console Assembly	19
Shift Assembly No. 106-7887	21
Bumper, Hood and Seat Base Assembly	22
Dash Assembly	23
Steering Hydraulic Assembly	24
Steering Valve Assembly No. 120-4813	25
Seat Assembly	26
Roll-Over Protection System Assembly	27
Full Bed and Side Panel Assembly	28
Engine Sub Frame Assembly	29
Engine Assembly	30
Cooling System Assembly	31
Radiator Assembly	32
Clutch Linkage Assembly	33
Transaxle Assembly	34
Case Assembly Transaxle Assembly No. 115-7783	35
Center Plate Assembly Transaxle Assembly No. 115-7783	36
Main Shaft Assembly Transaxle Assembly No. 115-7783	37
Reduction Shaft Assembly Transaxle Assembly No. 115-7783	38
Reverse Shaft Assembly Transaxle Assembly No. 115-7783	39
Main Shift Assembly Transaxle Assembly No. 115-7783	40
Hi-Lo Shift Assembly Transaxle Assembly No. 115-7783	41
Countershaft Assembly Transaxle Assembly No. 115-7783	42
Differential Gear Assembly Transaxle Assembly No. 115-7783	43
Differential Carrier Assembly Transaxle Assembly No. 115-7783	44
Differential Lock Assembly Transaxle Assembly No. 115-7783	45
Axle Shaft Assembly Transaxle Assembly No. 115-7783	46
Battery Assembly	47
Tail Light and Fender Assembly	48
Fuel System Assembly	49
Hydraulic Lift Cylinder Assembly	50
Hydraulic Cylinder Assembly No. 133-0620	52
Main Hydraulic Pump and Lift Valve Assembly	53
Control Valve Assembly No. 43-1950	54
Air Cleaner Assembly	55
Air Cleaner Assembly No. 138-5650	56
High Flow Assembly	57
Hydraulic Pump Assembly No. 115-7787	58
Tank Assembly No. 114-8435	59
Hydraulic Manifold Assembly No. 115-2252	60

# Contents (continued)

Coupler Assembly No. 114-8434 . . . . .	61
High Flow Hose Assembly . . . . .	62
Front and Rear Wire Harness Assembly . . . . .	63
Crankcase Assembly . . . . .	64
Oil Pan Assembly . . . . .	65
Cylinder Head Assembly . . . . .	66
Gear Case and Oil Filter Cartridge Assembly . . . . .	67
Cylinder Head Cover Assembly . . . . .	68
Oil Pump and Dipstick Assembly . . . . .	69
Main Bearing Case Assembly . . . . .	70
Camshaft and Idle Gear Shaft Assembly . . . . .	71
Piston and Crankshaft Assembly . . . . .	72
Flywheel Assembly . . . . .	73
Fuel Camshaft Assembly . . . . .	74
Idle Apparatus Assembly . . . . .	75
Stop Solenoid and Fuel Pump Cover Assembly . . . . .	76
Injection Pump Assembly . . . . .	77
Governor Assembly . . . . .	78
Speed Control Plate Assembly . . . . .	79
Nozzle Holder and Glow Plug Assembly . . . . .	80
Nozzle Holder Assembly . . . . .	81
Alternator and Pulley Assembly . . . . .	84
Alternator Components Assembly . . . . .	85
Starter Installation Assembly . . . . .	86
Starter Component Assembly . . . . .	87
Water Flange and Thermostat Assembly . . . . .	88
Water Pump and Water Pipe Assembly . . . . .	89
Valve and Rocker Arm Assembly . . . . .	90
Inlet and Exhaust Manifold Assembly . . . . .	91
Miscellaneous Engine Parts . . . . .	92
Attachments and Accessories . . . . .	93



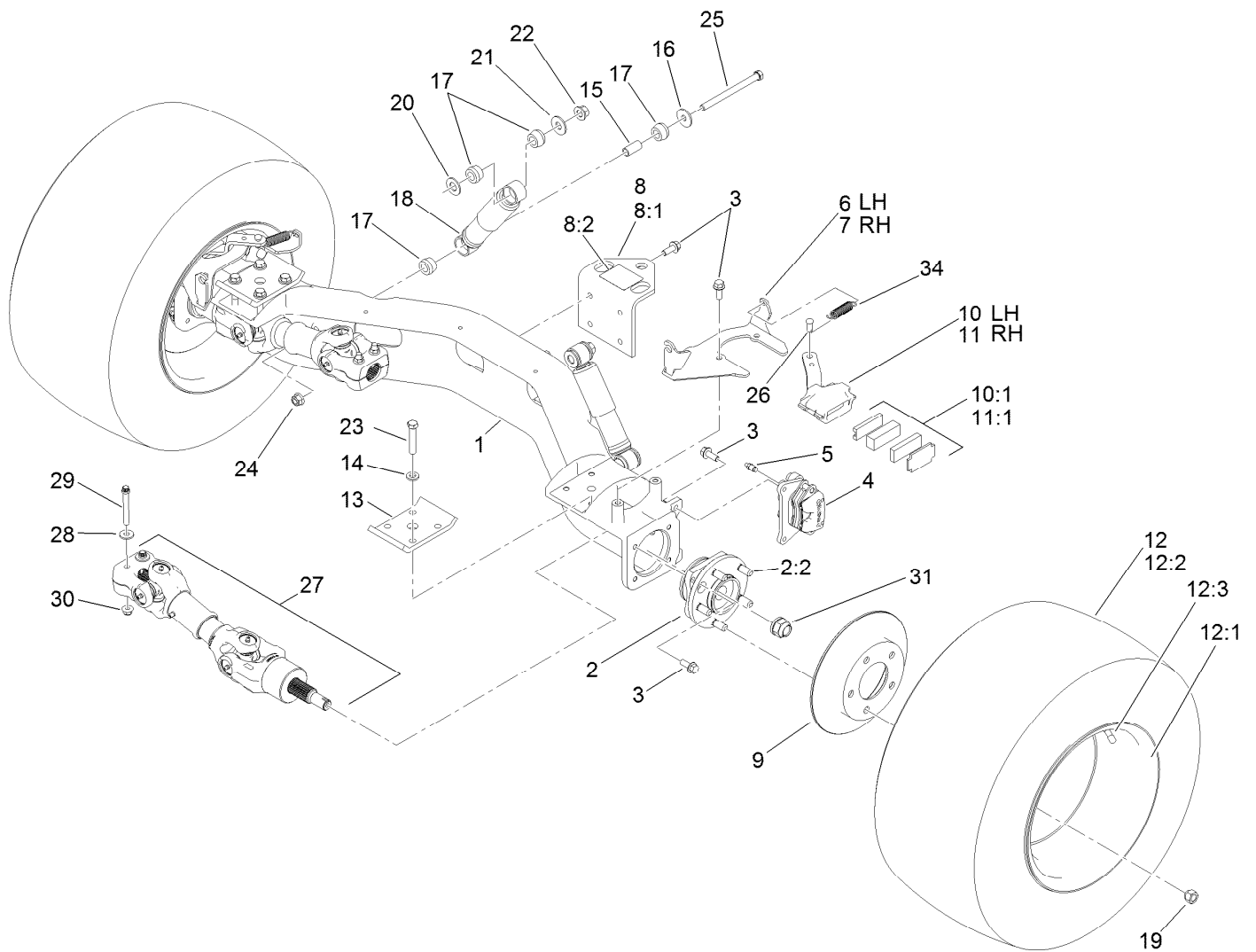
## Front Frame Assembly

<i>Ref.</i>	<i>Part Number</i>	<i>Qty.</i>	<i>Description</i>	<i>Ref.</i>	<i>Part Number</i>	<i>Qty.</i>	<i>Description</i>
1	138-9251	1	Frame-Front	15	32144-70	4	Screw-HWHTF
2	87-2440	2	Bumper-Rubber	17	94-2413	7	Nut-U
3	26-0071	2	Snubber-Rubber	18	3231-21	4	Screw-CARR
7	42862	1	Block-Terminal, Ground	19	3290-357	7	Nut-HSF
8	32105-13	6	Screw-HWH	21	114-8418	7	Screw-HWH, Sems
9	3290-148	6	Nut-HF	22	42863	1	Strip-Jumper
10	110-2594	1	Horn	23	107-8042	2	Bumper-Rubber
11	3234-1	1	Screw-HHF	25	3290-379	8	Tie-Cable
12	106-2427-03	1	Cover	26	115-7813	1	Decal-Fuse
13	114-8272-03	1	Bracket-Bumper	31	32180-030	2	Clip-Tie
14	3234-5	4	Screw-HHF				



## Rear Frame and Suspension Assembly

<i>Ref.</i>	<i>Part Number</i>	<i>Qty.</i>	<i>Description</i>	<i>Ref.</i>	<i>Part Number</i>	<i>Qty.</i>	<i>Description</i>
1	115-2255-03	1	Frame-Rear	13	87-5100	4	Washer-Snubbing
2	131-3474	1	Mount-Spring, LH	14	3234-24	4	Screw-HHF
3	131-3472	1	Mount-Spring, RH	15	108-3109	2	Retainer-Cylinder
4	104-8301	10	Nut-HF, NI	16	3229-1	2	Screw-CARR
5	87-4760	12	Bushing-Rubber	17	104-7201	3	Nut-HF, NI
6	87-1490	2	Spring-Leaf, Rear	18	87-3470	2	Bumper
7	131-3476	4	Shackle	19	103-9511	2	Nut-Lock, NI
8	3234-38	18	Screw-HHF	20	115-2047	2	Decal-Surface, Hot
9	99-5107	18	Nut-Lock	21	33116-080	2	Screw-HH
10	32148-9	4	Nut-Clinch	22	3255-8	1	Washer-Lock
11	87-5800-03	2	Mount-Transaxle	23	32105-15	1	Screw-HWH
12	106-7865	2	Mount-Engine				



## Rear Axle Assembly

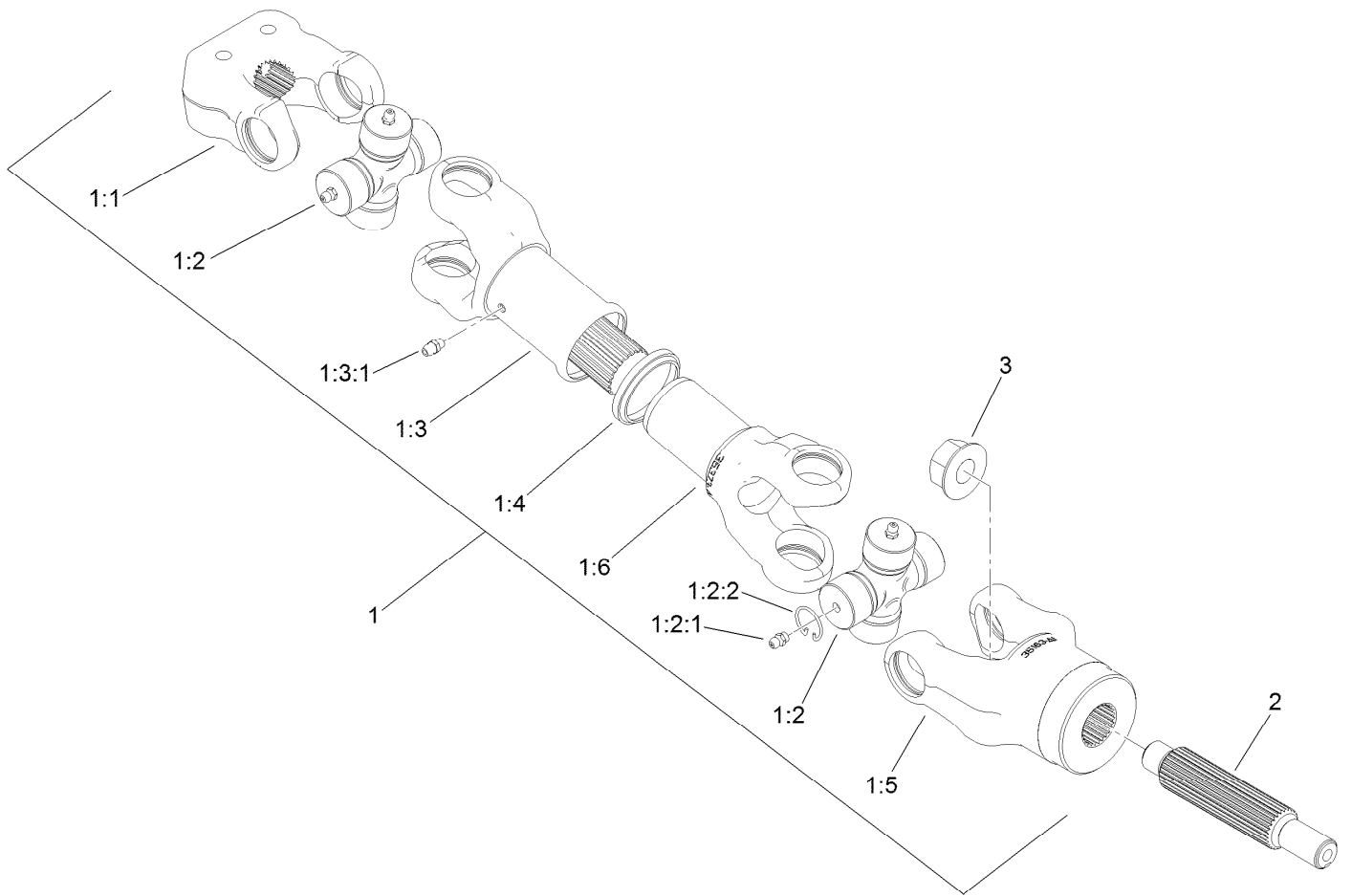
Ref.	Part Number	Qty.	Description	Ref.	Part Number	Qty.	Description
1	119-9515	1	Axle-Rear	13	87-7470-03	2	Plate-Spring, Clamp
2	121-9751	2	Hub-Bearing, Wheel	14	87-7480	8	Washer
2:2	121-9752	5	Stud-Wheel	15	87-3600	2	Spacer-Absorber, Shock
3	3234-11	20	Screw-HHF	16	87-5330	2	Washer
4	127-7424	2	Brake Caliper ASM	17	87-3920	8	Bushing
5	119-9509	2	Screw-Bleed	18	121-9774	2	Absorber-Shock
6	115-2362-03	1	Bracket-Caliper, LH	19	242-50	10	Nut-Lug
7	115-2359-03	1	Bracket-Caliper, RH	20	3256-27	2	Washer-Flat
8	115-7742	1	Hitch ASM	21	3256-6	2	Washer-Flat
8:1	92-5951-03	1	Angle-Hitch	22	99-5107	2	Nut-Lock
8:2	136-1163	1	Decal-Load, Towing	23	115-2398	8	Bolt-HH
9	114-8351	2	Rotor-Brake	24	114-8417	2	Nut-HF, NI
10	114-8365	1	Caliper-Mechanical, LH	25	114-8424	2	Screw-HH
10:1	115-7847	1	Parking Brake Pad Kit	26	283-85	2	Pin-Clevis
11	114-8366	1	Caliper-Mechanical, RH	27	138-0587	2	Driveshaft ASM
11:1	115-7847	1	Parking Brake Pad Kit	28	80-6990	4	Washer-Hardened
12	131-8432	2	Tire/Wheel ASM	29	98-2939	4	Screw-Cap
12:1	131-8429	1	Wheel	30	104-8301	4	Nut-HF, NI
12:2	131-8433	1	Tire-Rear	31	115-2164	2	Nut-Spindle
12:3	232-27	1	Stem-Valve	34	104-6415	2	Spring-Return, Pedal



## Brake Caliper Assembly No. 127-7424

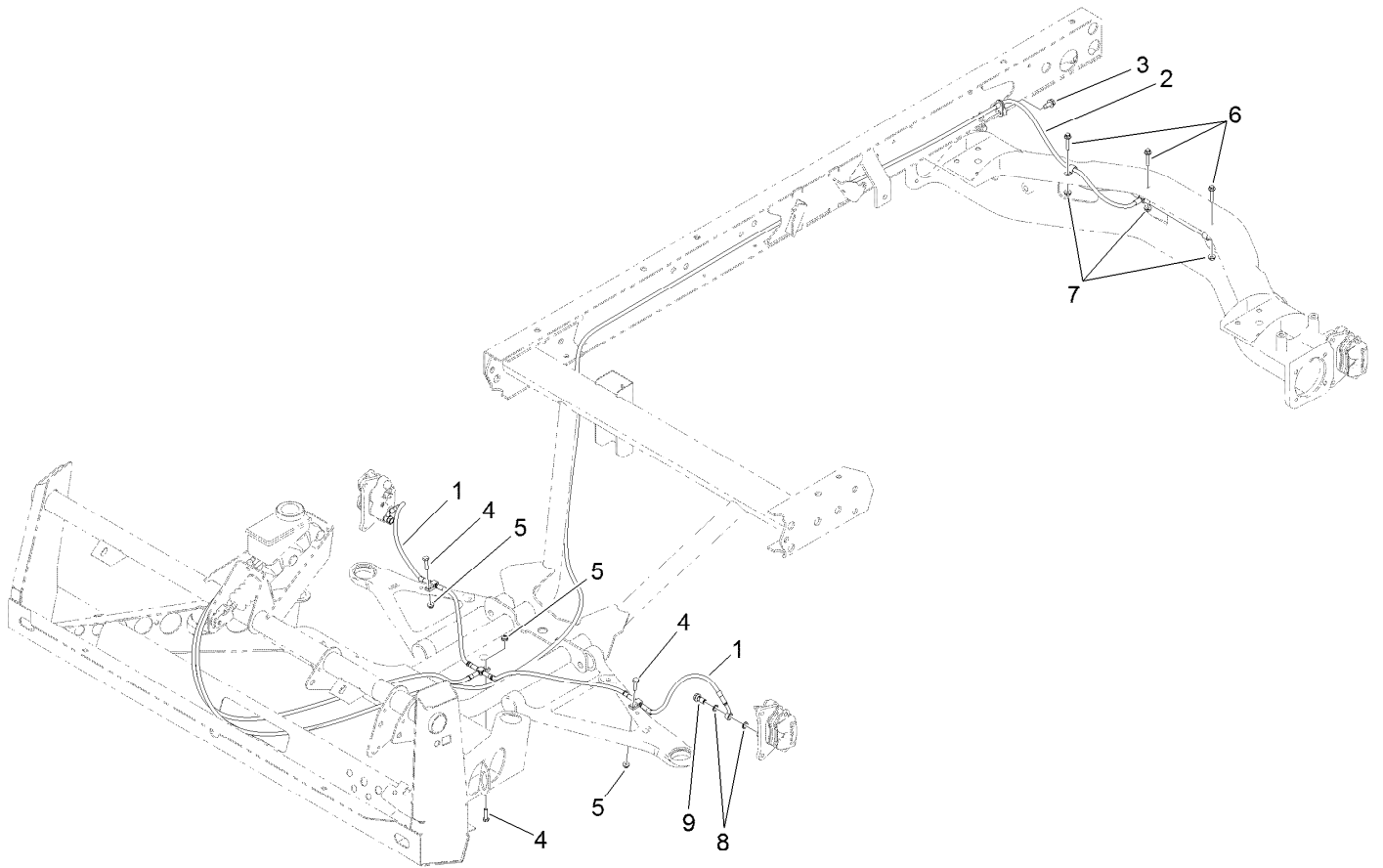
<i>Ref.</i>	<i>Part Number</i>	<i>Qty.</i>	<i>Description</i>
1	133-0628	1	Brake Pad Kit
2	119-9511	1	Bracket Kit
3	133-0614	1	Piston Kit





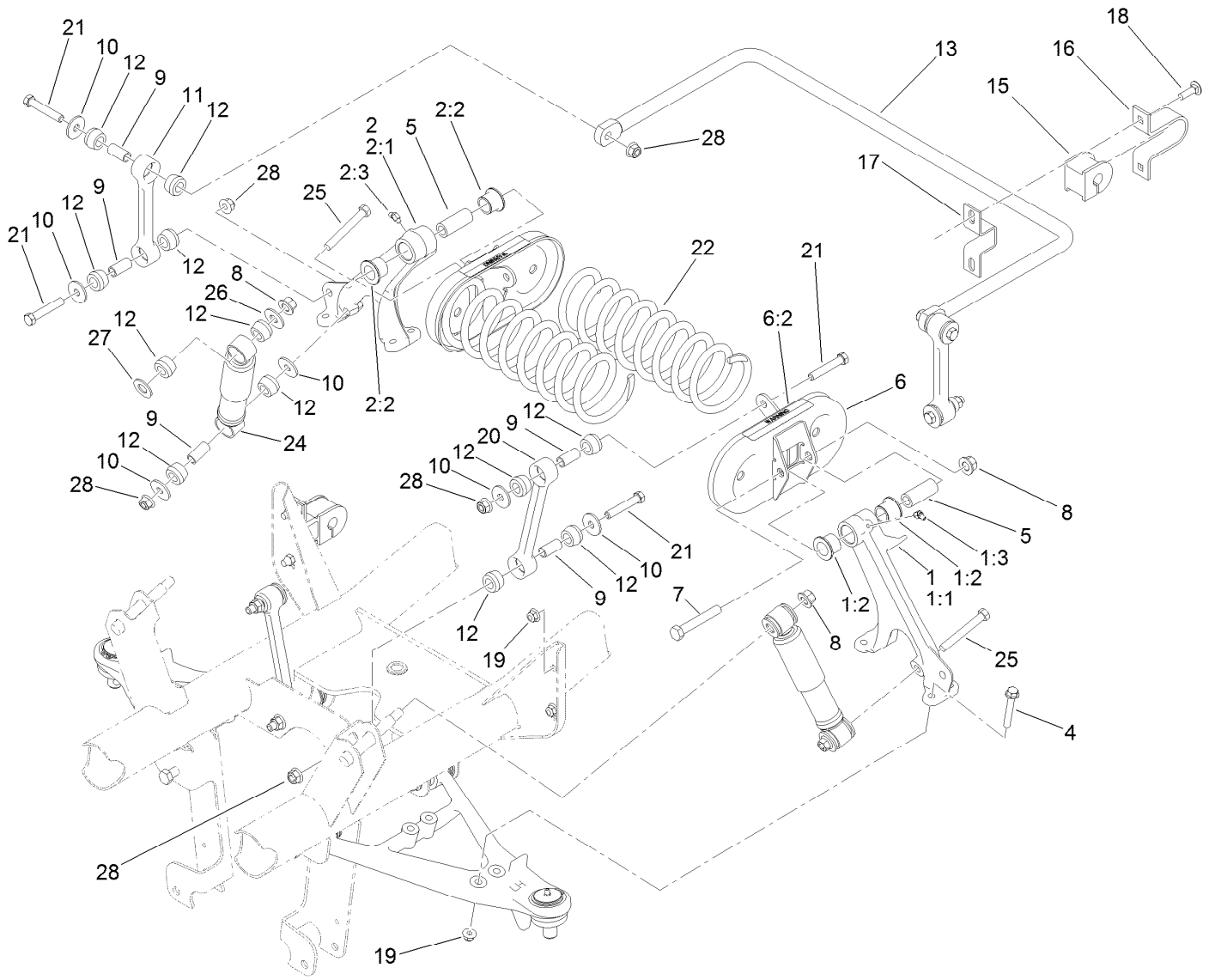
## Driveshaft Assembly No. 138-0587

Ref.	Part Number	Qty.	Description
1	114-8367	1	Driveshaft ASM
1:1	98-2940	1	Yoke
1:2	92-4187	2	Cross And Bearing Kit
1:2:1	302-58	4	Fitting-Straight
1:2:2	92-4188	4	Ring-Snap
1:3	92-4179	1	Yoke-Tube, Shaft And Seal
1:3:1	302-5	1	Fitting-Grease
1:4	92-4180	1	Seal
1:5	115-2351	1	Yoke
1:6	92-4182	1	Yoke-Telescoping
2	115-7771	1	Shaft-Splined
3	32128-53	1	Nut-HF



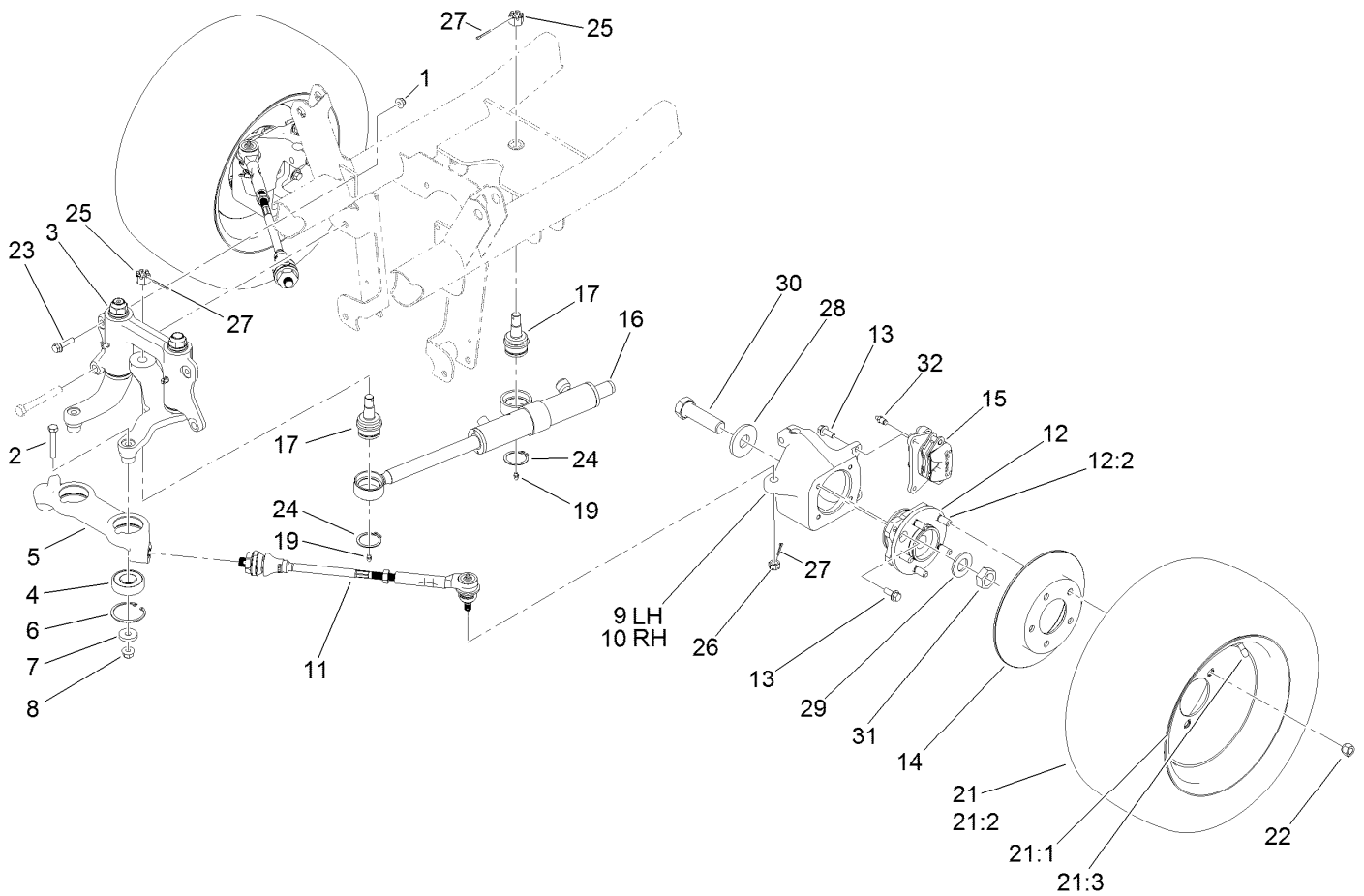
## Front and Rear Brake Line Assembly

<i>Ref.</i>	<i>Part Number</i>	<i>Qty.</i>	<i>Description</i>
1	119-9682	1	Front Brake Line ASM
2	119-9681	1	Rear Brake Line ASM
3	32144-70	1	Screw-HWHTF
4	321-6	3	Screw-HH
5	104-7201	3	Nut-HF, NI
6	3234-21	3	Screw-HHF
7	32128-33	3	Nut-HF
8	115-2341	8	Washer-Banjo
9	120-4875	4	Bolt-Flange, Banjo



## Front Suspension Assembly

Ref.	Part Number	Qty.	Description	Ref.	Part Number	Qty.	Description
1	137-1693	1	Control Arm-LH	11	119-6725	2	Link, Anti-Sway Bar
1:1	87-0160-03	1	Tower-Control Arm, LH	12	87-3920	24	Bushing
1:2	33-3090	2	Bushing	13	133-0633-03	1	Bar-Anti-Sway, HD
1:3	302-11	1	Fitting-Lube, 45 DEG	15	87-3910	2	Bushing-Rubber
2	137-1692	1	Control Arm-RH	16	87-4010-03	2	Clamp-Bar, Sway
2:1	87-0150-03	1	Tower-Control Arm, RH	17	87-3890-03	2	Bracket-Bar, Sway
2:2	33-3090	2	Bushing	18	3231-25	4	Bolt-CARR
2:3	302-11	1	Fitting-Lube, 45 DEG	19	104-8301	12	Nut-HF, NI
4	3234-39	8	Screw-HHF	20	119-6724	2	Link-Stabilizer
5	87-2500	2	Sleeve-Spring, Pivot	21	324-10	8	Screw-HH
6	105-7958	2	Spring Cradle ASM	22	105-4183-01	2	Spring-Compression
6:2	93-9879	1	Decal-Warning	24	121-9774	2	Absorber-Shock
7	325-13	2	Screw-HH	25	324-13	2	Screw-HH
8	99-5107	4	Nut-Lock	26	3256-6	2	Washer-Flat
9	87-3600	10	Spacer-Absorber, Shock	27	3256-27	2	Washer-Flat
10	87-5330	12	Washer	28	114-8417	10	Nut-HF, NI



## Steering and Front Wheel Assembly

Ref.	Part Number	Qty.	Description	Ref.	Part Number	Qty.	Description
1	104-8301	2	Nut-HF, NI	17	106-6774	2	Joint-Ball
2	324-10	2	Screw-HH	19	302-5	2	Fitting-Grease
3		1	Steering Linkage ASM ●	21	131-8430	2	Tire/Wheel ASM
4	119-9548	2	Bearing-Ball	21:1	131-8431	1	Wheel
5	114-8296	1	Link-Center	21:2	131-6670	1	Tire
6	32120-22	2	Ring-Snap, Internal	21:3	232-27	1	Stem-Valve
7	112843	2	Washer	22	242-50	10	Nut-Lug
8	114-8417	2	Nut-HF, NI	23	114-4681	2	Screw-HHF
9	119-9513	1	Knuckle-LH	24	32151-104	2	Ring-Retaining, External
10	119-9514	1	Knuckle-RH	25	32136-14	2	Nut-Hst
11	114-8356	2	Tie Rod ASM	26	32136-3	2	Nut-SHH
12	121-9751	2	Hub-Bearing, Wheel	27	3272-12	4	Pin-Cotter
12:2	121-9752	5	Stud-Wheel	28	104-0719	2	Washer-Hardened
13	3234-11	12	Screw-HHF	29	3256-62	2	Washer-Flat
14	114-8351	2	Rotor-Brake	30	115-2173	2	Screw-HH
15	127-7424	2	Brake Caliper ASM	31	3296-49	2	Nut-Lock, NI
16	112-3217	1	HYD Cylinder ASM	32	119-9509	2	Screw-Bleed

● Not serviced separately



## Steering Linkage Assembly

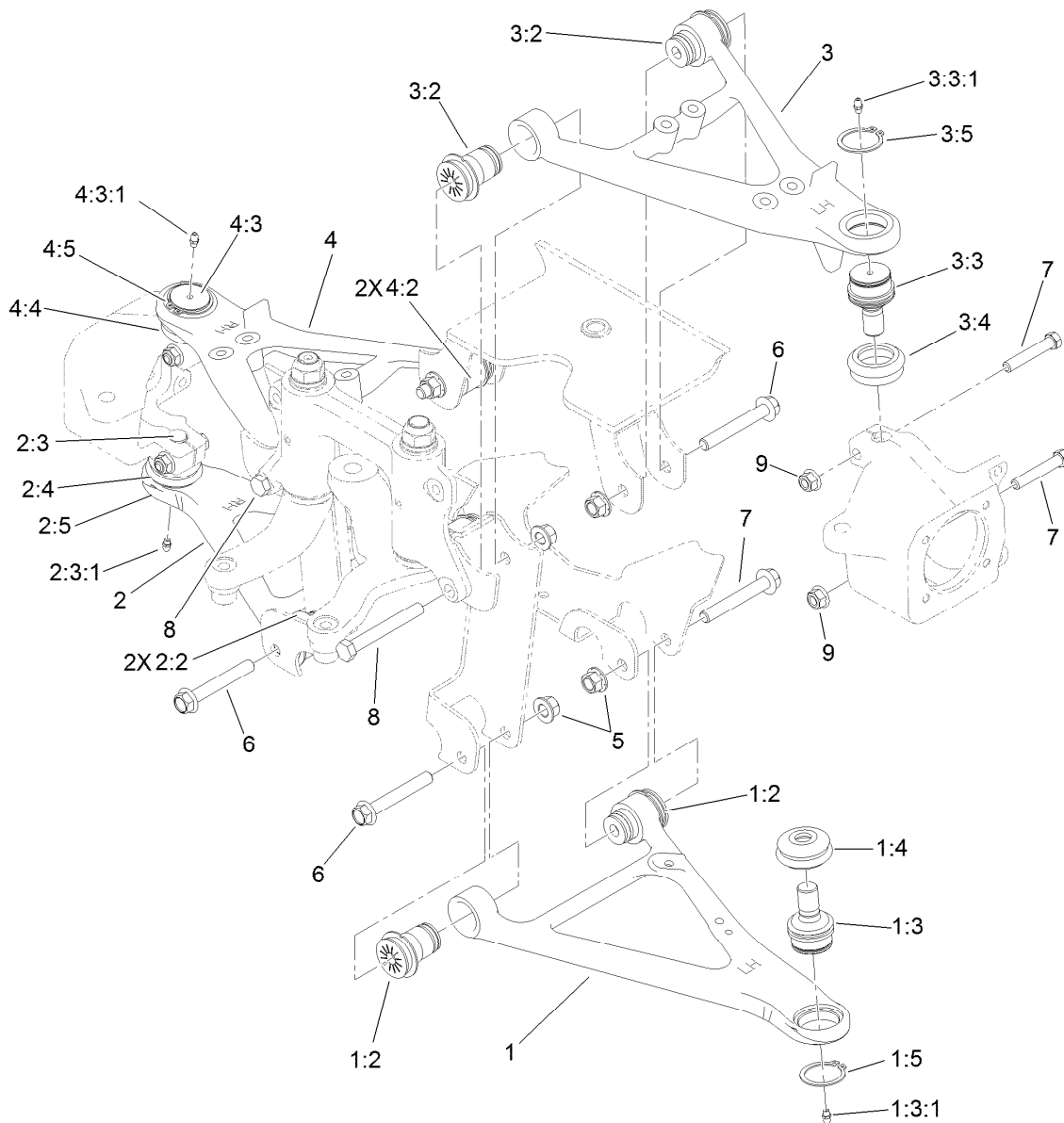
<i>Ref.</i>	<i>Part Number</i>	<i>Qty.</i>	<i>Description</i>
1	132-6767	1	Mount-Pivot, W/Bushings
7	115-2164	2	Nut-Spindle
9	302-60	2	Fitting-Grease
10	132-0794	1	Idler Arm ASM
10:1	132-0792	1	Idler Arm And Thrust Washer ASM
10:2	93-7510	1	Ring-Quad
10:3	131-3499	1	O-Ring
11	132-0795	1	Pitman Arm ASM
11:1	132-0793	1	Pitman Arm And Thrust Washer ASM
11:2	93-7510	1	Ring-Quad
11:3	131-3499	1	O-Ring



## Hydraulic Cylinder Assembly No. 112-3217

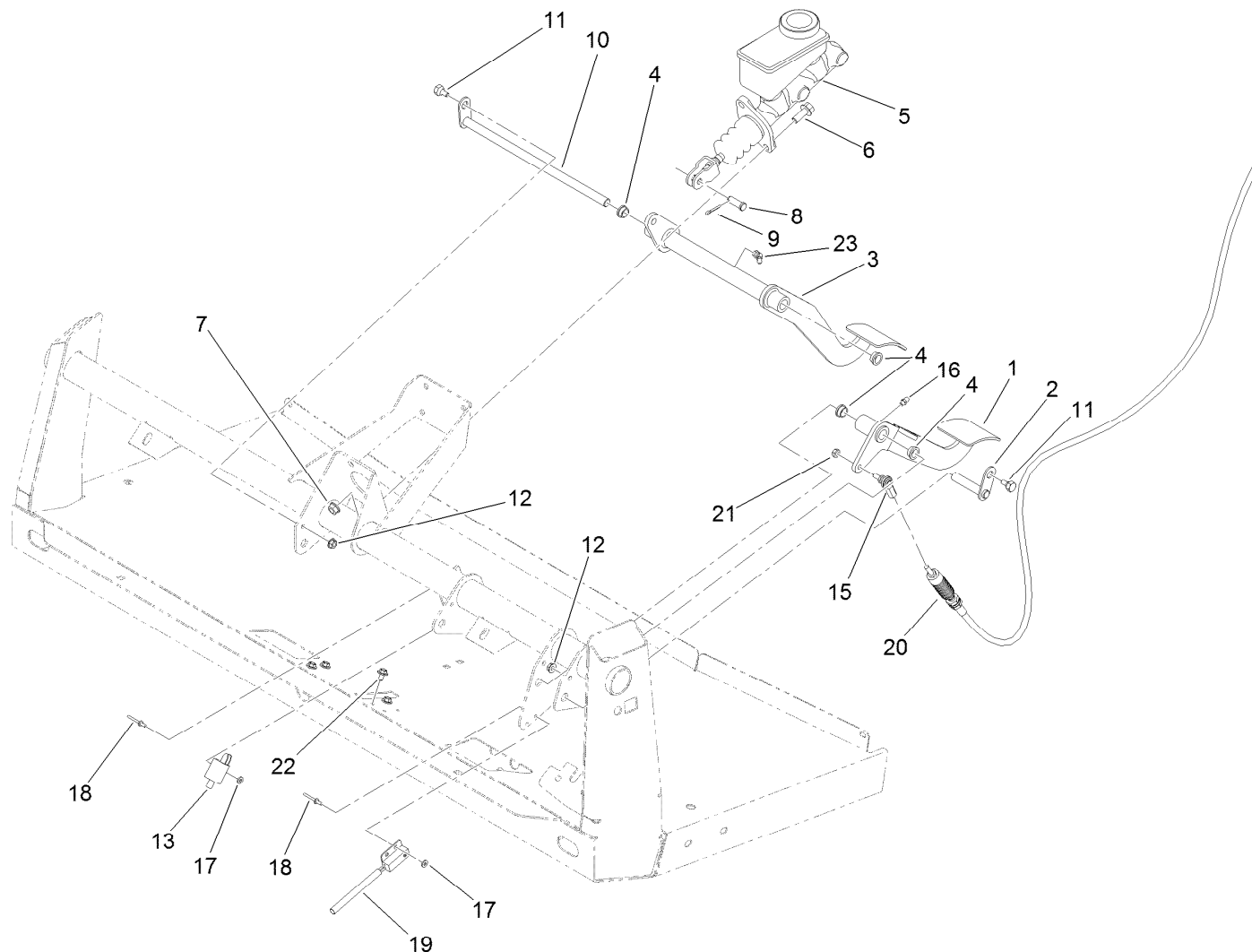
<i>Ref.</i>	<i>Part Number</i>	<i>Qty.</i>	<i>Description</i>
1		1	Rod-Cylinder ●
2		1	Body-Cylinder ●
3	115-2160	1	Cylinder Repair Kit

● Not serviced separately



## Front Control Arm Assembly

<i>Ref.</i>	<i>Part Number</i>	<i>Qty.</i>	<i>Description</i>	<i>Ref.</i>	<i>Part Number</i>	<i>Qty.</i>	<i>Description</i>
1	115-2405	1	Lower LH Control Arm ASM	3:3:1	302-5	1	Fitting-Grease
1:2	87-1450	2	Bushing-Flange	3:4	87-2420	1	Seal-Joint, Ball
1:3	115-2165	1	Ball Joint	3:5	32151-104	1	Ring-Retaining, External
1:3:1	302-5	1	Fitting-Grease	4	115-2406	1	Upper RH Control Arm ASM
1:4	87-2420	1	Seal-Joint, Ball	4:2	87-1450	2	Bushing-Flange
1:5	32151-104	1	Ring-Retaining, External	4:3	115-2165	1	Ball Joint
2	115-2407	1	Lower RH Control Arm ASM	4:3:1	302-5	1	Fitting-Grease
2:2	87-1450	2	Bushing-Flange	4:4	87-2420	1	Seal-Joint, Ball
2:3	115-2165	1	Ball Joint	4:5	32151-104	1	Ring-Retaining, External
2:3:1	302-5	1	Fitting-Grease	5	99-5107	8	Nut-Lock
2:4	87-2420	1	Seal-Joint, Ball	6	114-8419	6	Screw-HHF
2:5	32151-104	1	Ring-Retaining, External	7	324-10	4	Screw-HH
3	115-2404	1	Upper LH Control Arm ASM	8	325-17	2	Screw-HH
3:2	87-1450	2	Bushing-Flange	9	114-8417	4	Nut-HF, NI
3:3	115-2165	1	Ball Joint				



## Brake and Clutch Pedal Assembly

Ref.	Part Number	Qty.	Description
1	127-7357-03	1	Pedal-Clutch
2	115-2269	1	Pin-Pivot
3	120-5023-03	1	Pedal-Brake
4	256-156	4	Bushing-Flange
5	104-6782	1	Master Cylinder ASM
6	3234-11	2	Screw-HHF
7	3290-357	2	Nut-HSF
8	283-2	1	Pin-Clevis
9	3272-10	1	Pin-Cotter
10	137-6729	1	Shaft-Brake
11	63-3410	2	Screw-Shoulder

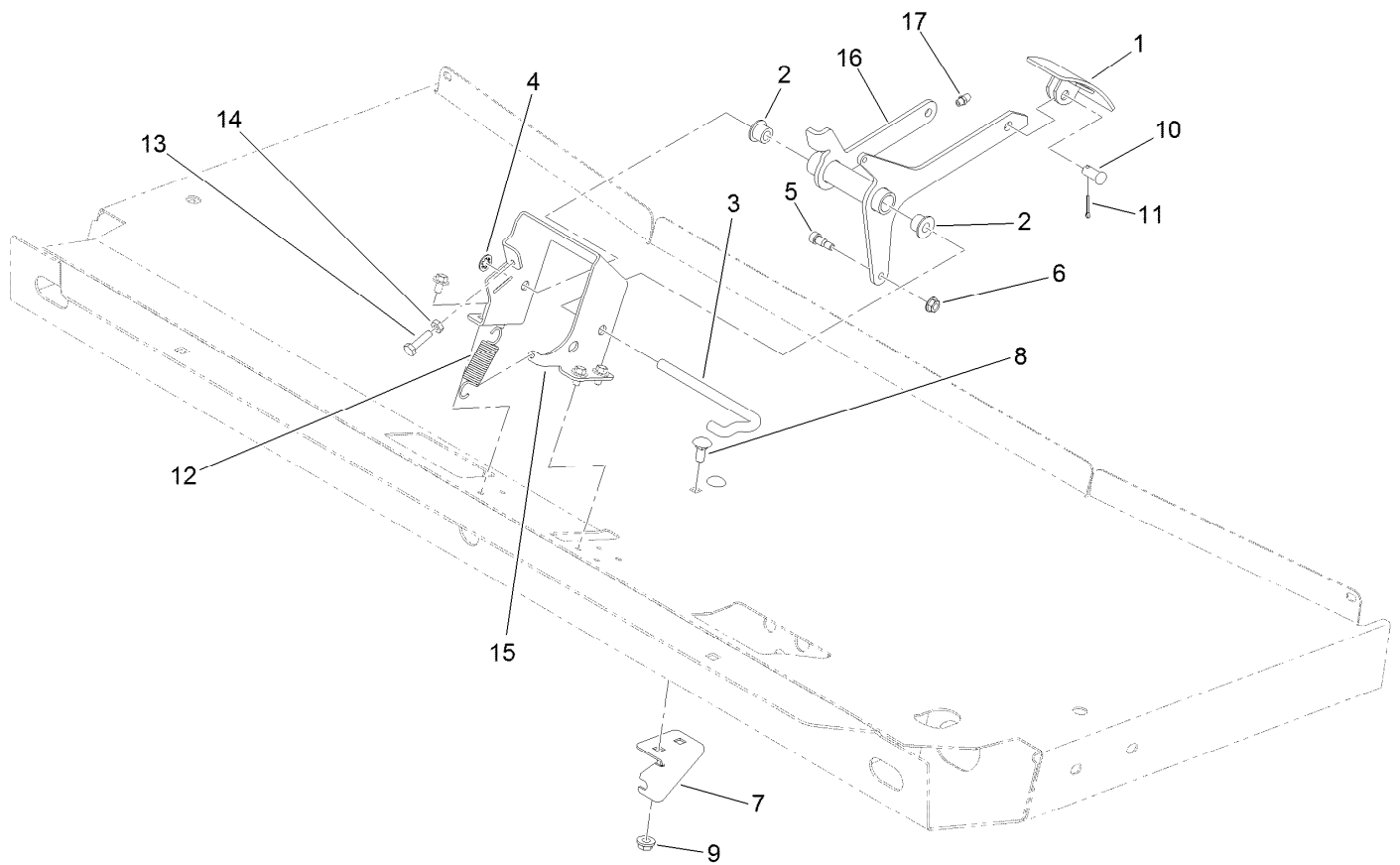
Ref.	Part Number	Qty.	Description
12	32128-33	2	Nut-HF
13	95-1653	1	Switch-Pole, Single
15	110-2554	1	Rod End-Spherical
16	302-5	1	Fitting-Grease
17	3256-21	4	Washer-Flat
18	3269-25	4	Rivet-Pop
19	105-0023	1	Switch-Proximity
20	115-2284	1	Cable-Clutch
21	3296-13	1	Nut-Lock, NI
22	46-6811	4	Screw-HWH
23	302-60	1	Fitting-Grease





## Master Cylinder Assembly No. 104-6782

Ref.	Part Number	Qty.	Description
1	104-6845	1	Reservoir ASM
1:1	92-4112	1	Cap ASM
2	93-8971	2	Seal-Port, Flange
3	92-4103	1	Pin-Stop
4	92-4102	1	Secondary Piston ASM
5	92-4110	1	Clevis
6	21-0360	1	Nut-Hex
7	94-5209	1	Cover-Dust
8	94-5210	1	Rod-Push
9	92-4109	1	Ring-Snap
10	92-4108	1	Retainer-Washer
11	92-4101	1	Primary Piston ASM



## Accelerator Pedal Assembly

<i>Ref.</i>	<i>Part Number</i>	<i>Qty.</i>	<i>Description</i>	<i>Ref.</i>	<i>Part Number</i>	<i>Qty.</i>	<i>Description</i>
1	93-8969-03	1	Pedal	10	283-85	1	Pin-Clevis
2	256-259	2	Bushing-Flange	11	3272-6	1	Pin-Cotter
3	87-2880	1	Shaft-Pedal, Accelerator	12	67-1450	1	Spring-Idler
4	32151-56	1	Ring-Retaining, External	13	321-6	1	Screw-HH
5	119-4881	1	Bolt-Shoulder	14	3218-1	1	Nut-Jam
6	32128-33	1	Nut-HF	15	127-8625-03	1	Bracket-Mount, Pedal
7	120-4982	1	Bracket-Mount, Cable	16	120-4983-03	1	Pedal-Accelerator
8	3230-1	2	Bolt-CARR	17	302-5	1	Fitting-Grease
9	32128-20	2	Nut-HF				



## Console Assembly

Ref.	Part Number	Qty.	Description	Ref.	Part Number	Qty.	Description
1	3231-21	2	Screw-CARR	20	94-3829	1	Pin-Clevis
2	108-6914-03	1	Support-Lever	21	3256-23	1	Washer-Plain
3	114402	2	Spacer	22	106-7828	1	Lever
4	127-8863	1	Lever-Brake, Park	23	33096-00	2	Washer-Flat
4:1	127-8864	1	Grip-Handle	24	131-3479	1	Lever-Lock, Differential
5	3290-477	1	Washer-Curved	25	106-7960	1	Lever-HYD
6	321-9	2	Screw-HH	26	3290-221	4	Washer-Spring
7	104-8301	1	Nut-HF, NI	27	87-7160	1	Clevis-Cable
8	3296-56	2	Nut-Lock, NI	28	283-62	6	Pin-Clevis
9	120-5037	1	Spacer	29	3290-307	7	Pin-Cotter
10	106-7887	1	Shift ASM	30	66-6501	1	Spacer-Wheel
11	106-2376	1	Boot-Shift, Lower	31	323-36	1	Screw-HH
12	323-10	2	Screw-HH	32	87-6570	1	Seal-Boot, Lower
13	3290-357	4	Nut-HSF	33	3220-1	2	Nut-Jam
14	106-7814	2	Bellcrank	34	3218-18	1	Nut-Jam
15	87-2310	2	Clevis-Cable	35	32120-47	3	Ring-Retaining, External
16	87-4960	1	Clamp-Cable	36	106-7903	2	Knob-Control
17	87-4340	1	Clamp-Cable	37	87-6720	1	Knob-Shift
18	65-5220	5	Screw-HSH, Thread Forming	38	106-7952	1	Knob
19	87-3480	1	Bracket-Equalizer, Cable	39	115-2250	1	Link
				40	106-7833	1	Spacer



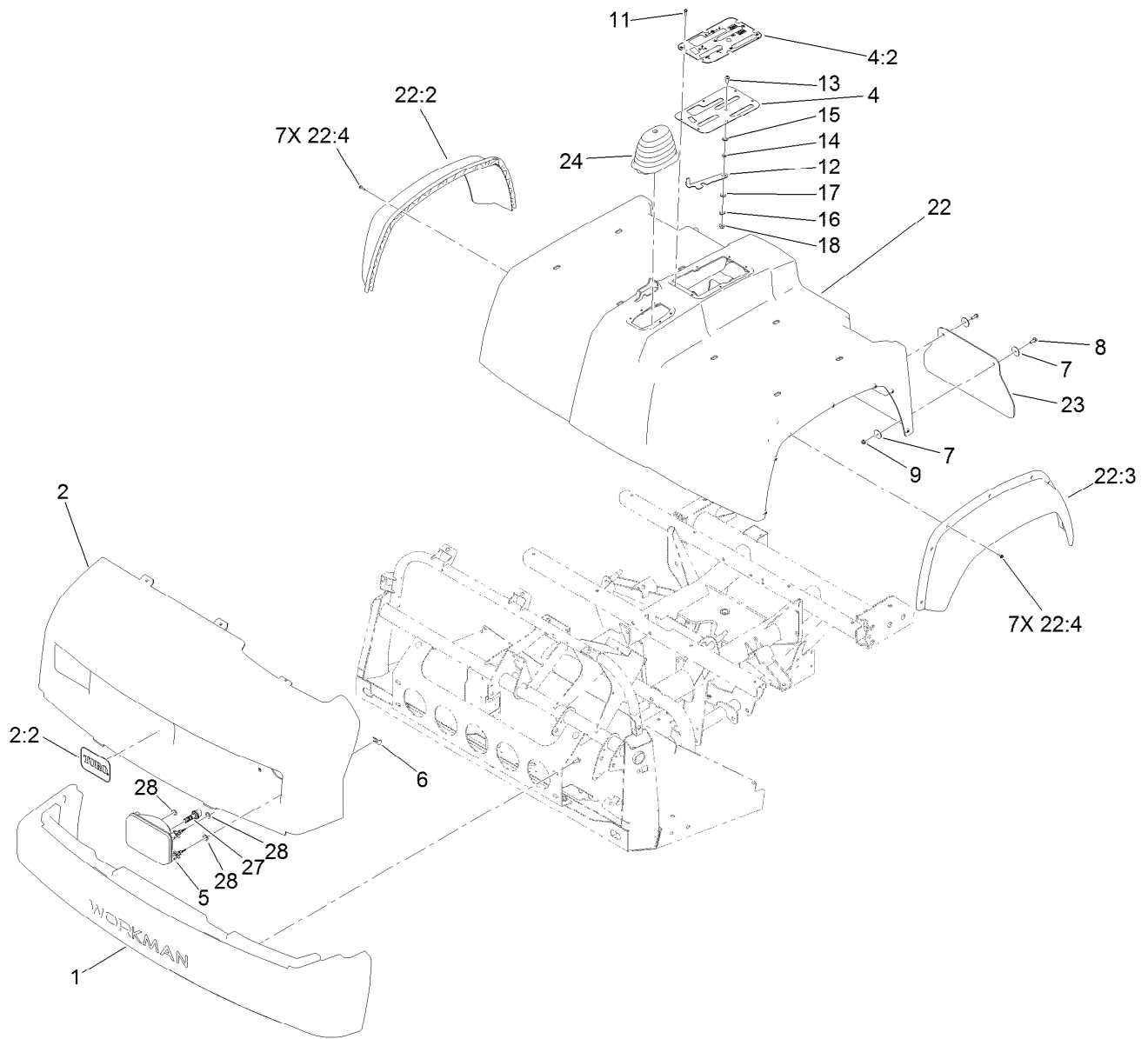
## Console Assembly (continued)

<i>Ref.</i>	<i>Part Number</i>	<i>Qty.</i>	<i>Description</i>	<i>Ref.</i>	<i>Part Number</i>	<i>Qty.</i>	<i>Description</i>
41	100-1270	1	Switch-Proximity	47	115-2350	1	Pin-Retainer
42	3234-12	2	Screw-HHF	48	115-7811	2	Cable-Selector, Gear
43	100-4872	1	Plate-Switch, Neutral	49	115-7812	1	Cable-Hi Low
44	3296-12	1	Nut-Lock, NI	50	115-2287	1	Cable-Lock, Differential
45	3229-34	1	Screw-CARR	51	3290-379	5	Tie-Cable
46	115-2283	2	Cable-Brake, Park				



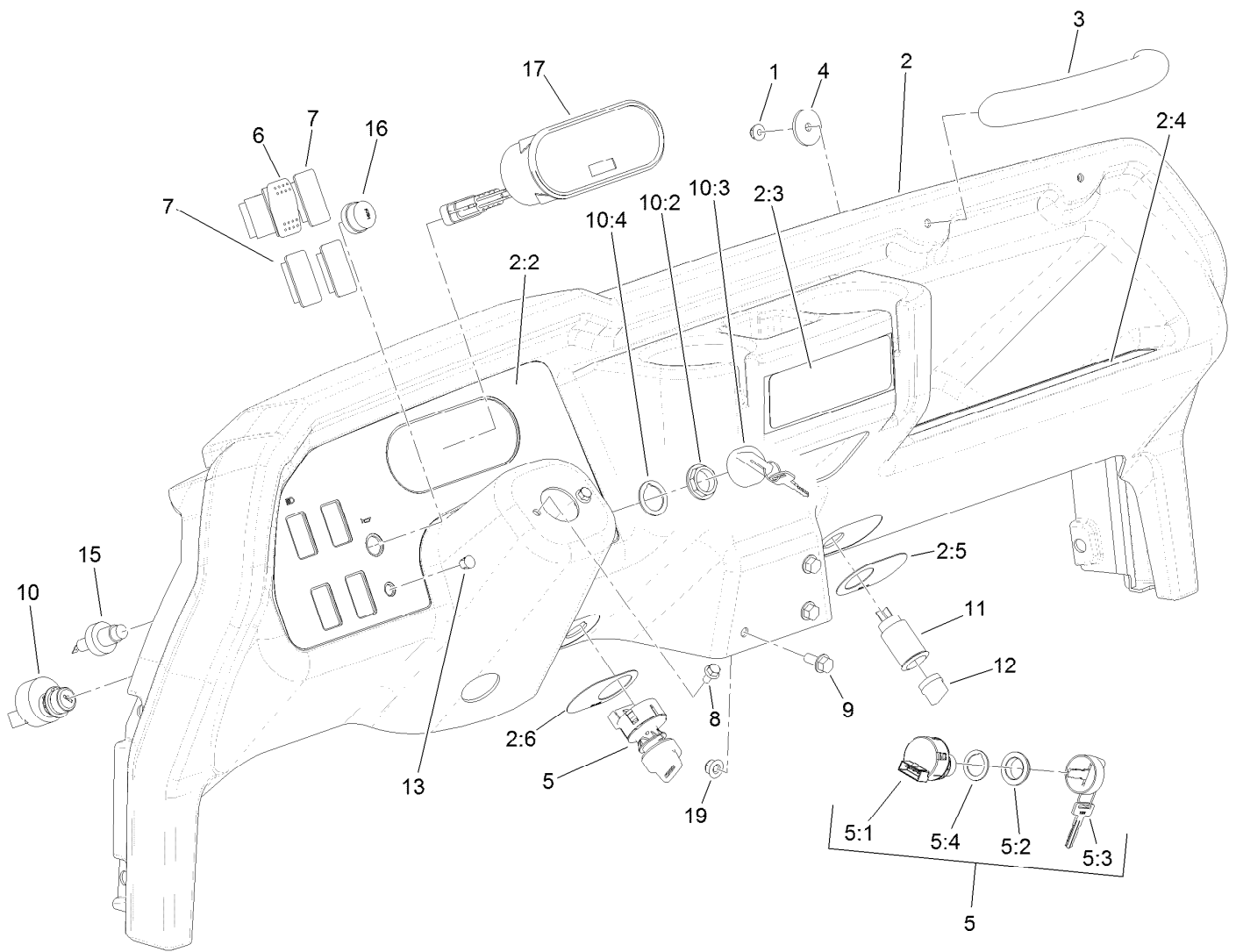
## Shift Assembly No. 106-7887

<i>Ref.</i>	<i>Part Number</i>	<i>Qty.</i>	<i>Description</i>
1	131-3469	1	Lever-Shift
2	87-3650	1	Pin-Shift
3	87-3540	2	Link-Shift
4	87-2520	1	Tube-Pivot
5	87-2900	1	Spring-Compression
6	87-8640	1	Washer-Flat
7	322-12	1	Screw-HH
8	87-3530	1	Button-Shifter
9	87-3660	1	Spring-Compression
10	3290-507	1	Pin-Dowel
11	87-3520	1	Clevis
12	32121-48	1	Pin-Spring
13	87-6040	1	Bracket-Shifter
14	3290-456	2	Washer-Belleville
15	104-8300	1	Nut-HF, NI



## Bumper, Hood and Seat Base Assembly

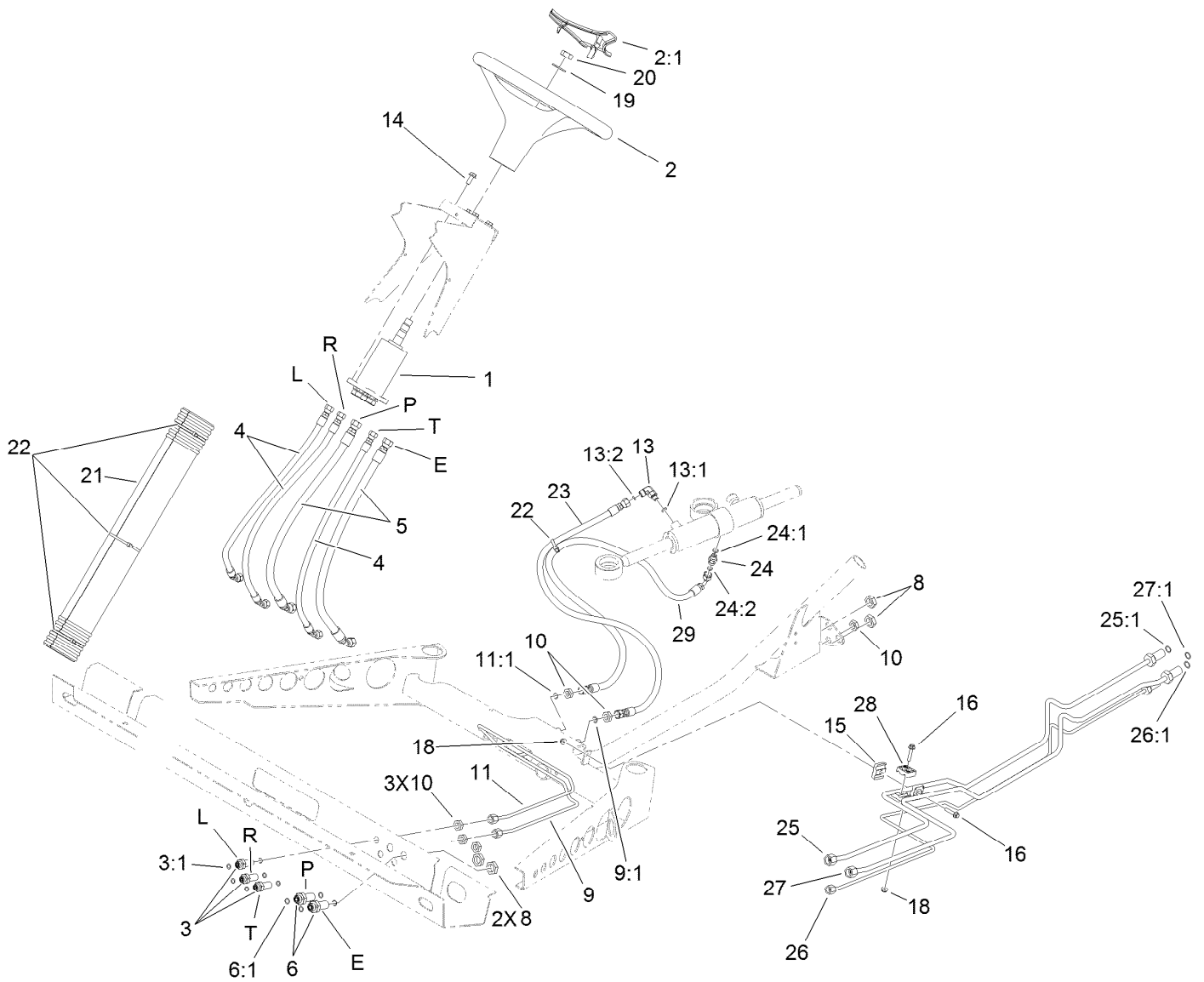
<i>Ref.</i>	<i>Part Number</i>	<i>Qty.</i>	<i>Description</i>	<i>Ref.</i>	<i>Part Number</i>	<i>Qty.</i>	<i>Description</i>
1	112-3185	1	Bumper	14	82-4240	1	Spacer-Bearing
2	139-3382	1	Hood ASM	15	94-8196	1	Washer-Nylon
2:2	117-4950	1	Decal	16	3290-221	1	Washer-Spring
4	106-7886	1	Control Plate ASM	17	3256-23	1	Washer-Plain
4:2	106-2377	1	Decal-Console	18	104-8300	1	Nut-HF, NI
5	136-6318	2	Housing-Headlight, 12V	22	133-0566	1	Seatbase ASM
6	114-8341	6	Clip-Speed	22:2	114-8407	1	Fender-Front, RH
7	3256-55	8	Washer-Flat	22:3	114-8408	1	Fender-Front, LH
8	3234-4	4	Screw-HHF	22:4	117-5036	14	Screw-Plastic, HWH
9	104-7201	4	Nut-HF, NI	23	106-2378	2	Mudflap
11	98-1375	6	Screw-HWH	24	117-8063	1	Boot-Shift
12	106-7984	1	Lever-Detent	27	133-0574	2	Bulb-LED
13	3274-55	1	Screw-HSBH	28	112-6957	6	Washer-Hardened



## Dash Assembly

Ref.	Part Number	Qty.	Description	Ref.	Part Number	Qty.	Description
1	104-7201	2	Nut-HF, NI	7	99-7420	2	Plug-Hole
2	115-7912	1	Dash ASM	8	33103-012	2	Screw-HHF
2:2	138-3523	1	Decal-Panel, Control	9	3234-5	3	Screw-HHF
2:3	121-9776	1	Decal-Danger, Vehicle (CE)	10	106-5269	1	Ignition Switch ASM
2:4	115-2282	1	Decal-Warning, Dash	10:2	108-8660	1	Nut-Mounting
2:5	106-2353	1	Decal-Powerpoint	10:3	106-5270	1	Ignition Key Set
2:6	106-2355	1	Decal-Switch, Supervisor	10:4	108-8659	1	Washer-Backup
3	117-4948	1	Handle-Grab	11	99-7411	1	Point-Power
4	103995	2	Washer	12	99-7416	1	Cap
5	110-2580	1	Switch-Key, Supervisor	13	104-9368	1	Plug-Dome
5:1		1	Switch-Key ●	15	112-3324	1	Switch-Horn
5:2	108-8660	1	Nut-Mounting	16	112-3313	1	Nut-Weatherproof
5:3	110-5221	1	Set-Key, Supervisor	17	138-3564	1	Cluster-Instrument
5:4	108-8659	1	Washer-Backup	19	104-8300	3	Nut-HF, NI
6	95-8999	1	Switch				

● Not serviced separately



## Steering Hydraulic Assembly

Ref.	Part Number	Qty.	Description	Ref.	Part Number	Qty.	Description
1	120-4813	1	Pump-Steering	15	106-7839	2	Clamp-Tube
2	98-1471	1	Wheel-Steering	16	3234-21	2	Screw-HHF
2:1	98-1468	1	Cover-Wheel, Steering	18	104-7201	2	Nut-HF, NI
3	94-1444	3	Union-Bulkhead	19	3256-27	1	Washer-Flat
3:1	237-21	2	O-Ring	20	3296-33	1	Nut-Lock, NI
4	106-7974	3	Hose-HYD	21	106-6713	1	Cover-Lines, Steering
5	106-7975	2	Hose-HYD	22	3290-379	4	Tie-Cable
6	340-71	2	Fitting-Straight, Bulkhead	23	108-6505	1	Hose-HYD
6:1	237-22	2	O-Ring	24	340-92	1	Fitting-Straight
8	340-70	4	Nut-Lock	24:1	237-78	1	O-Ring
9	106-7804	1	Tube-HYD	24:2	237-21	1	O-Ring
9:1	237-21	1	O-Ring	25	115-7701	1	Tube-HYD
10	3219-10	6	Nut-Hex	25:1	237-22	1	O-Ring
11	106-7806	1	Tube-HYD	26	115-7702	1	Tube-HYD
11:1	237-21	1	O-Ring	26:1	237-22	1	O-Ring
13	340-132	1	Fitting-Elbow, 90 DEG	27	115-7703	1	Tube-HYD
13:1	237-78	1	O-Ring	27:1	237-21	1	O-Ring
13:2	237-21	1	O-Ring	28	56-7973	2	Clamp-Tube
14	98-7977	4	Screw-HHF	29	117-4861	1	Hose-HYD





## Steering Valve Assembly No. 120-4813

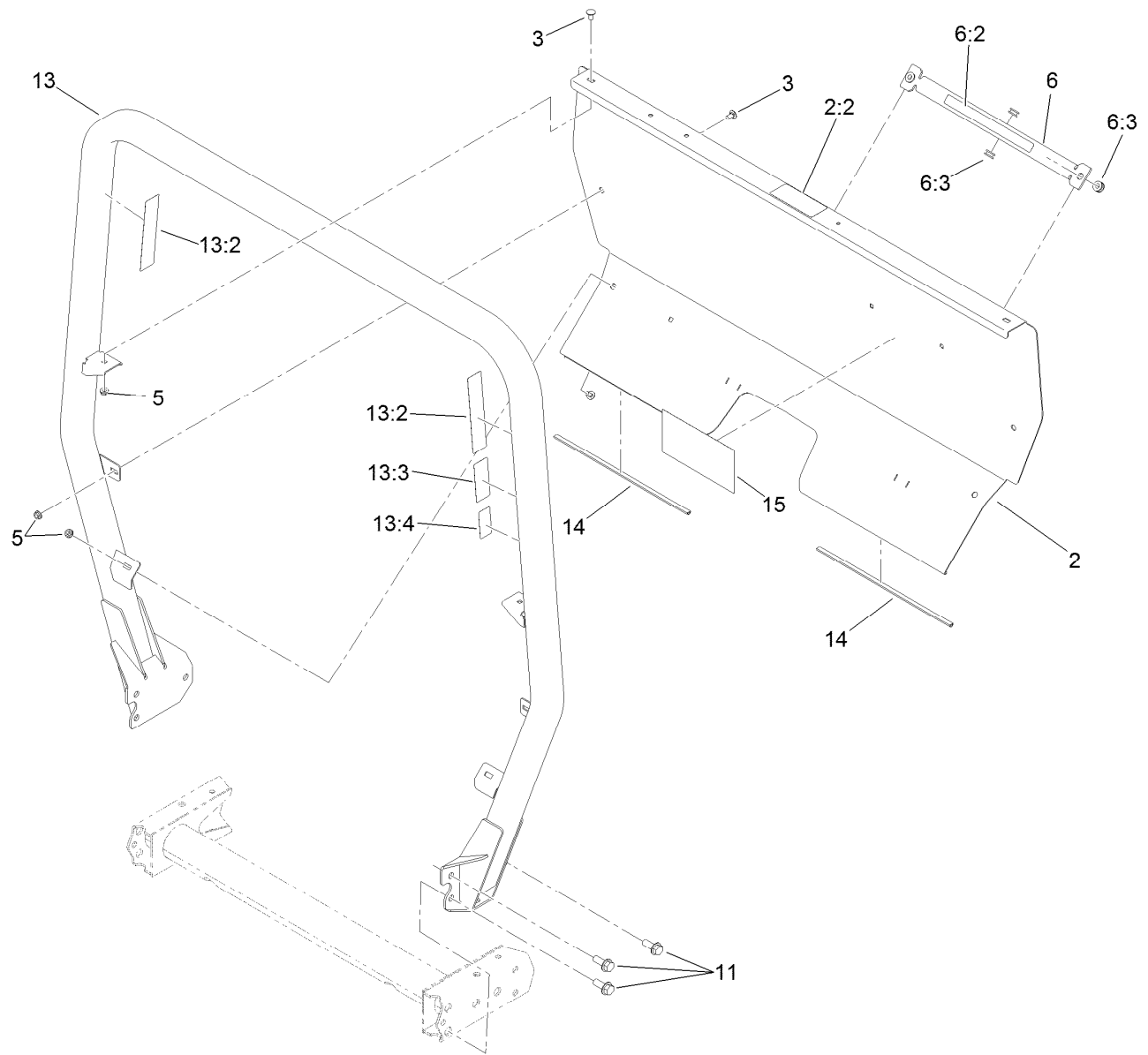
<i>Ref.</i>	<i>Part Number</i>	<i>Qty.</i>	<i>Description</i>
1	106-6716	1	Seal Kit
1:1		1	Ring-Seal, Dust ●
1:2		1	Seal-Shaft ●
1:3		1	O-Ring ●
1:4		2	O-Ring ●
1:5		5	O-Ring ●

● Not serviced separately



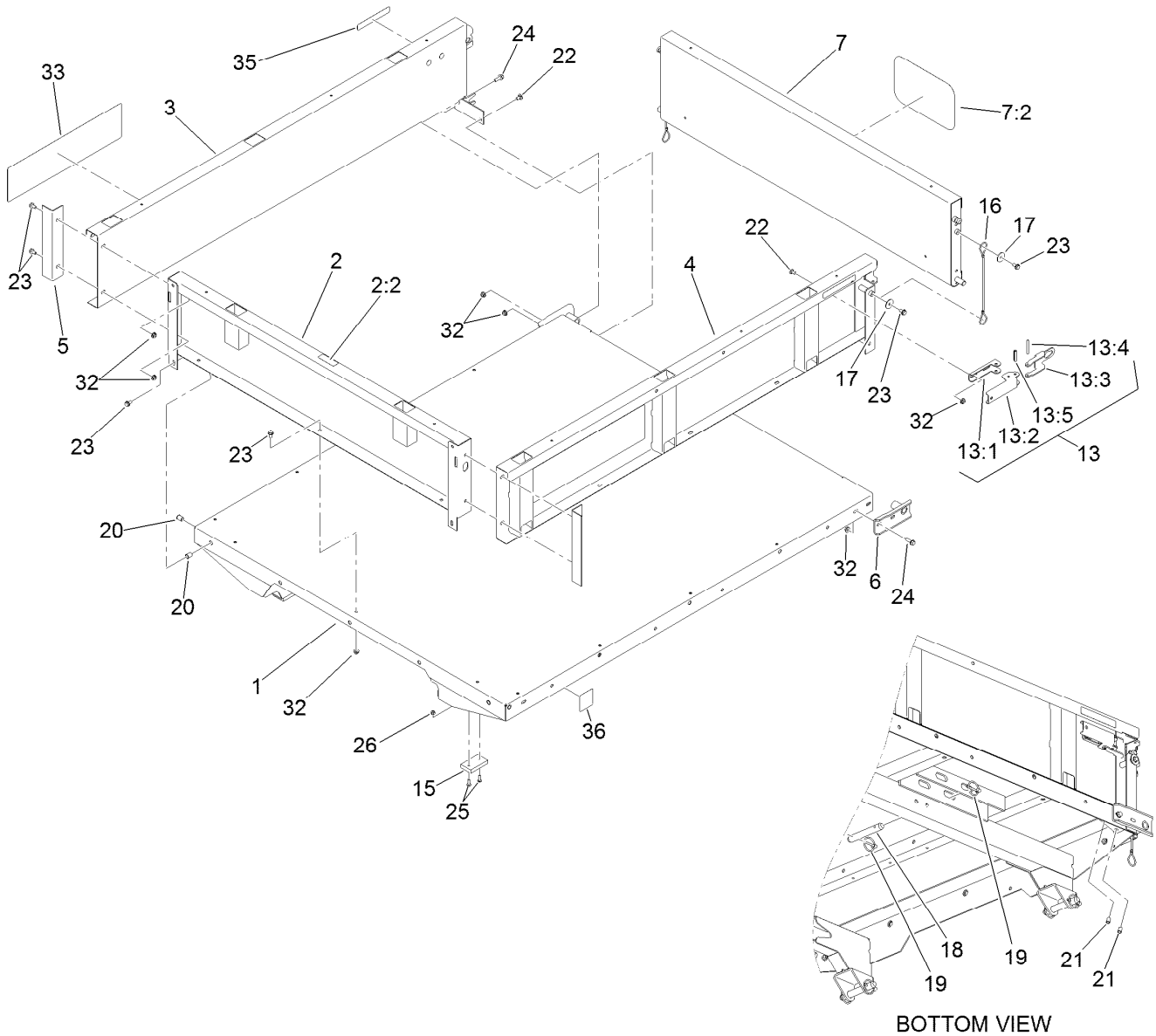
## Seat Assembly

<i>Ref.</i>	<i>Part Number</i>	<i>Qty.</i>	<i>Description</i>	<i>Ref.</i>	<i>Part Number</i>	<i>Qty.</i>	<i>Description</i>
1	115-2435-03	4	Bracket-Seat	9	119-0727-03	2	Bracket-Belt, Seat
2	119-0655	2	Adjuster-Seat, Non Locking	10	119-0731-03	1	Armrest-LH
3	3230-1	8	Bolt-CARR	11	119-0732-03	1	Armrest-RH
4	104-8300	8	Nut-HF, NI	12	133-0577	2	Seat ASM
5	3274-22	8	Screw-HSH	13	33114-030	12	Screw-HH
6	115-7721	8	Nut-Clip, U	14	110-0413	2	Seatbelt-Retractable
7	121-9763	2	Adjuster-Seat, Locking	15	3212-4	4	Screw-HH
7:1	2410-49	1	Cap-Vinyl	16	3296-7	4	Nut-Lock
8	104-7658	2	Spacer				



## Roll-Over Protection System Assembly

<i>Ref.</i>	<i>Part Number</i>	<i>Qty.</i>	<i>Description</i>
2	115-2213	1	ROPS Cover ASM
2:2	105-4215	1	Decal-Caution
3	3230-18	6	Screw-CARR
5	32128-20	6	Nut-HF
6	105-7960	1	Bed Support ASM
6:2	93-9852	1	Decal-Warning
6:3	92-5972	4	Grommet-Rubber
11	3234-38	6	Screw-HHF
13	115-7910	1	ROPS ASM
13:2	106-7767	2	Decal-ROPS
13:3	93-9850	1	Decal-ROPS, CE
13:4	117-4969	1	Decal-ROPS, ISO
14	127-7382	2	Seal-ROPS
15	115-7814	1	Decal-Reference, Quick



## Full Bed and Side Panel Assembly

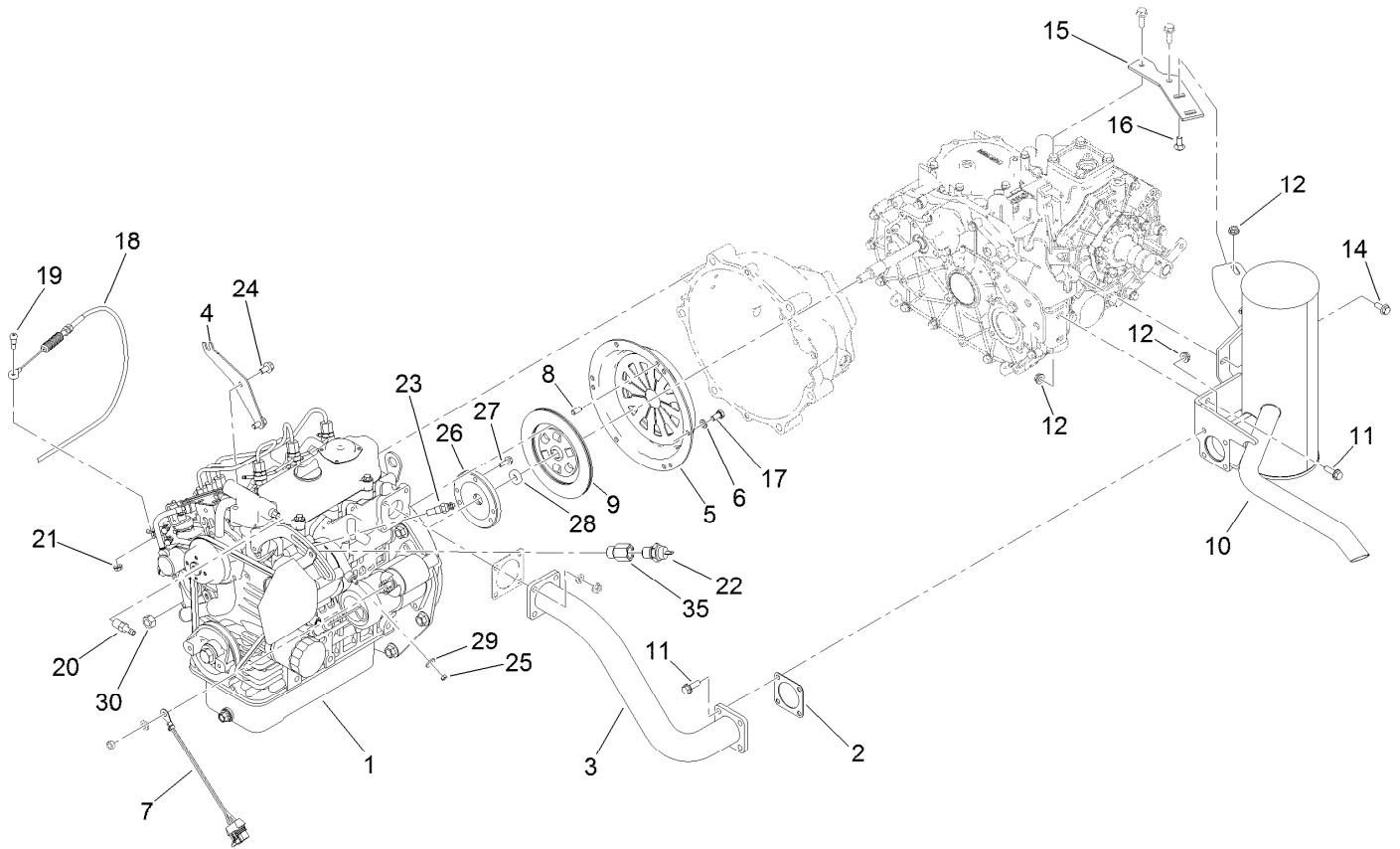
Ref.	Part Number	Qty.	Description
1	138-5675-03	1	Flatbed
2	133-0645	1	Front Panel ASM
2:2	115-7739	1	Decal-No Riders
3	133-0617	1	Panel-Side, RH
4	133-0616	1	Panel-Side, LH
5	92-1320-03	2	Angle-Side
6	92-1265-03	2	Bracket-Pivot
7	133-0644	1	Tailgate
7:2	105-4222	1	Decal
13	99-1123	2	Latch ASM
13:1	92-1271	1	Pivot-Latch
13:2	99-1113	1	Handle-Latch
13:3	99-1112	1	Plate-Retainer
13:4	32121-78	1	Pin-Roll
13:5	32121-25	1	Pin-Roll
15	93-9719	2	Block-Wear

Ref.	Part Number	Qty.	Description
16	93-9595	2	Lanyard
17	3256-57	4	Washer-Flat
18	92-1233	4	Pin-Clevis
19	92-1298	8	Pin-Lynch
20	32148-7	4	Nut-Clinch
21	32148-6	4	Nut-Clinch
22	3230-18	6	Screw-CARR
23	3234-7	21	Screw-HHF
24	3234-29	6	Screw-HHF
25	3250-45	4	Screw-SPH
26	3296-42	4	Nut-Lock, NI
32	32128-20	27	Nut-HF
33	115-7915	2	Decal
35	93-9868	2	Decal-Caution
36	93-9899	2	Decal-Warning



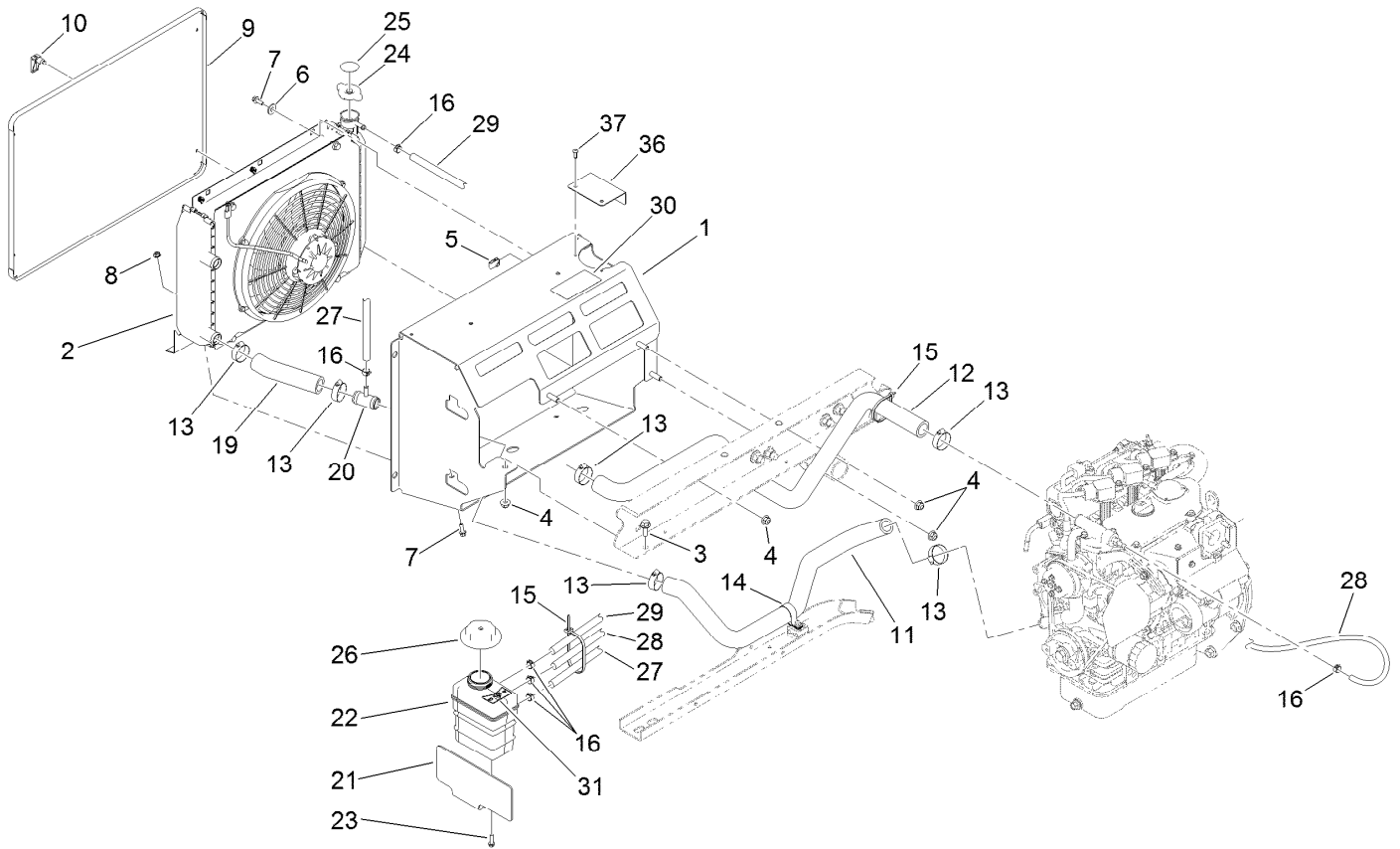
## Engine Sub Frame Assembly

<i>Ref.</i>	<i>Part Number</i>	<i>Qty.</i>	<i>Description</i>	<i>Ref.</i>	<i>Part Number</i>	<i>Qty.</i>	<i>Description</i>
1	119-9679-03	1	Support-Engine	14	3290-379	4	Tie-Cable
2	115-2215-03	1	Guard-LH	15	120-4839	8	Screw-HHF
3	87-4730-03	1	Guard-Belly	16	2412-82	1	Clamp-R
4	76-9100	6	Spacer	17	115-2169	1	Hub-Pump
5	3290-413	12	Washer-Belleville	18	119-0652	1	Coupler-Rubber
6	3234-11	6	Screw-HHF	19	3256-23	2	Washer-Plain
7	104-8301	6	Nut-HF, NI	20	33114-040	2	Screw-HH
8	106-7865	2	Mount-Engine	21	322-21	2	Screw-HH
9	87-5100	4	Washer-Snubbing	22	104-8300	2	Nut-HF, NI
10	3272-37	2	Pin-Cotter	23	3241-6	2	Screw-SQH
11	121-6259-03	1	Mount-Pump, Engine	24	3254-20	1	Washer-Lock, Int
12	114-8417	2	Nut-HF, NI	25	3256-26	1	Washer-Flat
13	324-13	2	Screw-HH				



## Engine Assembly

<i>Ref.</i>	<i>Part Number</i>	<i>Qty.</i>	<i>Description</i>	<i>Ref.</i>	<i>Part Number</i>	<i>Qty.</i>	<i>Description</i>
1	138-6904	1	Engine-Kubota, D902	17	33114-016	6	Screw-HH
2	105-4209	1	Gasket-Muffler	18	120-4980	1	Cable-Throttle
3	119-0860	1	Tube-Exhaust	19	119-4881	1	Bolt-Shoulder
4	120-4981-03	1	Mount-Cable, Throttle	20	115-1448	1	Fitting-Straight
5	87-4690	1	Cover-Clutch	21	32128-33	1	Nut-HF
6	3253-4	6	Washer-Lock	22	117-4923	1	Switch-Temperature, Water
7	99-3441	1	Harness-Wire, Fusible Link	23	120-5075	1	Sender-Temperature
8	42-7160	3	Pin	24	33104-016	2	Screw-HHF
9	87-4700	1	Disc-Clutch	25	33013-00	1	Nut-Hex
10	133-0613	1	Muffler	26	120-5006	1	Holder-Bearing, Pilot
11	3234-17	6	Screw-HHF	27	33103-020	3	Screw-HHF
12	32128-20	8	Nut-HF	28	115-6870	1	Bearing-Ball, Sealed
14	98-7977	1	Screw-HHF	29	3256-2	1	Washer-Flat
15	105-9472	1	Plate-Mount, Muffler	30	110-8815	1	Nut-Hex
16	3230-2	2	Bolt-CARR	35	138-9273	1	Adapter-Straight



## Cooling System Assembly

<i>Ref.</i>	<i>Part Number</i>	<i>Qty.</i>	<i>Description</i>	<i>Ref.</i>	<i>Part Number</i>	<i>Qty.</i>	<i>Description</i>
1	115-2434	1	Mount-Radiator	19	120-4905	1	Hose-Coolant, Lower
2		1	Radiator ASM ●	20	120-4851	1	Tee
3	3234-11	1	Screw-HHF	21	120-4906-03	1	Plate-Mount, Tank
4	104-8301	4	Nut-HF, NI	22	120-4856	1	Tank-Surge
5	107069	2	Clip	23	46-8091	2	Screw-HWH
6	3256-3	2	Washer-Flat	24	120-4866	1	Cap-System, Cooling
7	3234-4	4	Screw-HHF	25	106-6755	1	Decal-Cap, Radiator
8	32128-33	2	Nut-HF	26	120-4867	1	Cap-Coolant, Threaded (15 PSI)
9	115-2428-03	1	Screen-Radiator	27	120-5019	1	Hose-Coolant
10	74-5950	4	Latch-Swell	28	120-5020	1	Hose-Coolant
11	119-9487	1	Hose-Coolant, Lower	29	120-5021	1	Hose-Coolant
12	119-9486	1	Hose-Coolant, Upper	30	121-6286	1	Decal-Fill, Radiator
13	2412-34	6	Clamp-Hose	31	121-6287	1	Decal-Tank, Overflow
14	2412-74	1	R-Clamp	36	136-6288	1	Cover-Cap, Radiator
15	3290-379	4	Tie-Cable	37	63-8590	2	Screw
16	92-2379	6	Clamp-Hose				

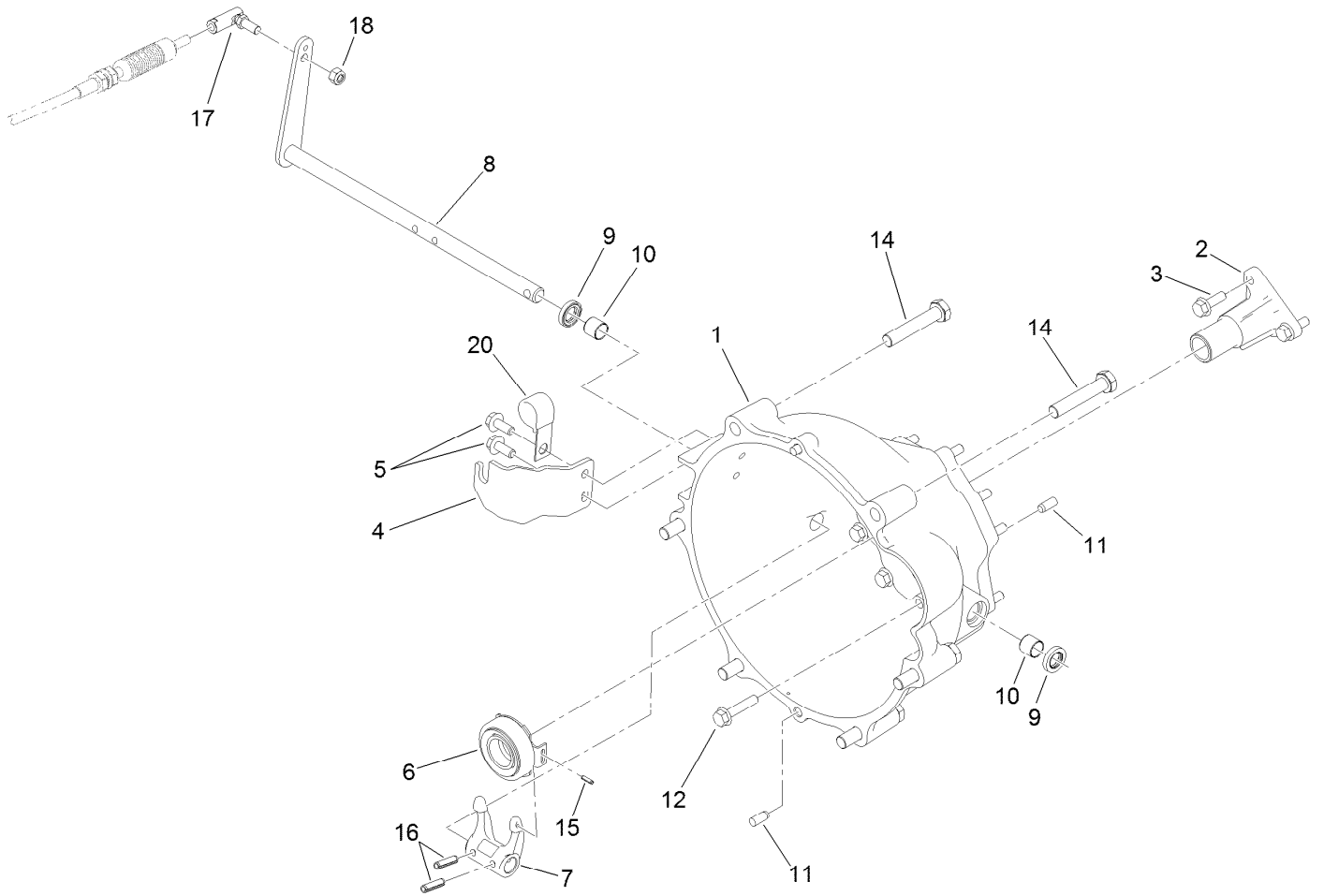
● Not serviced separately



## Radiator Assembly

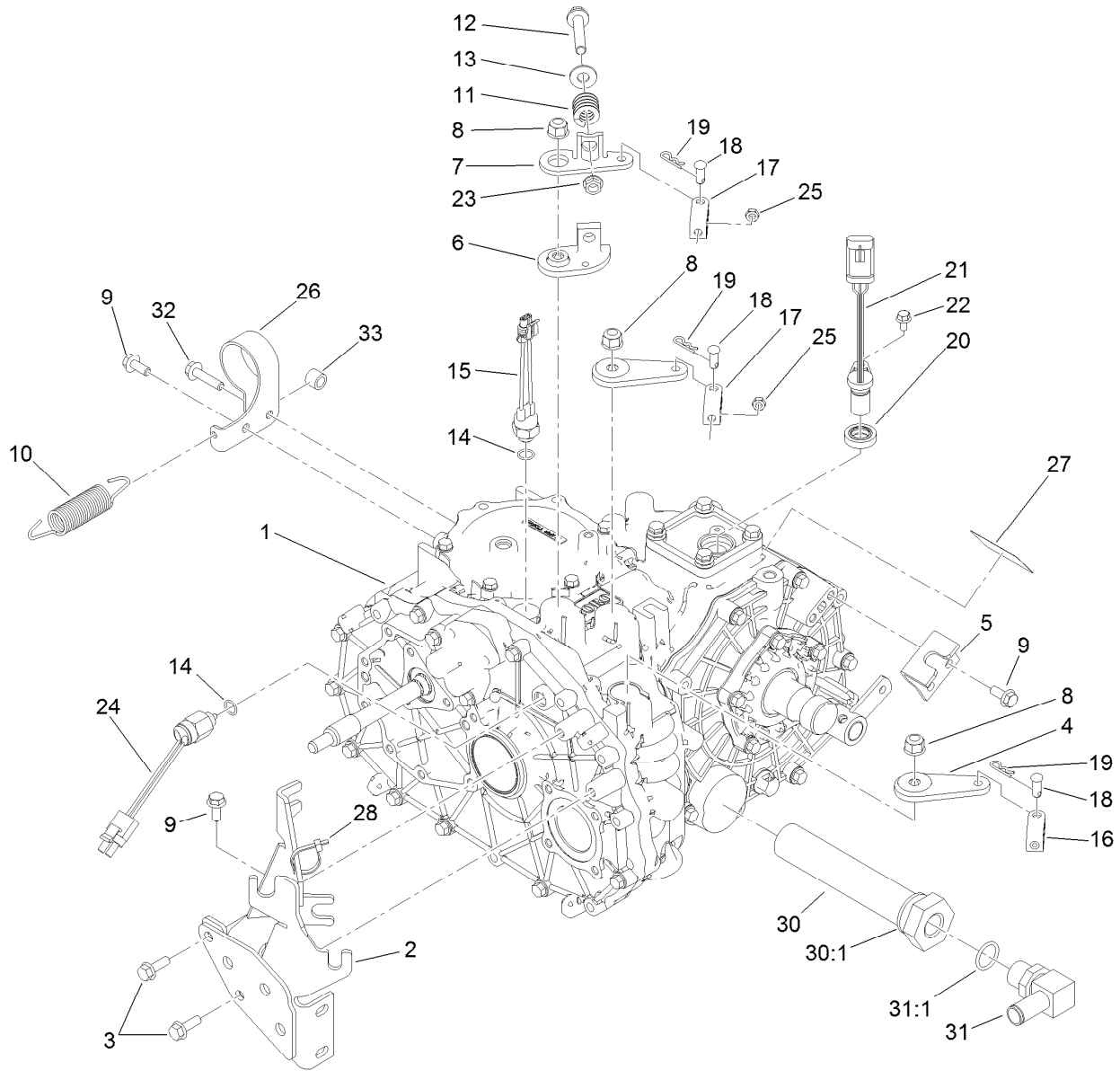
<i>Ref.</i>	<i>Part Number</i>	<i>Qty.</i>	<i>Description</i>
1	114-8384	1	Radiator
2	114-8385	1	Fan-Electric
3	114-8386	1	Shroud
4	114-8387	2	Latch-Spring
5	3234-30	7	Screw-HHF
6	703856	7	Nut-Sq, Caged
7	60-6910	4	Screw-HH
8	115-7765	1	Plate-Mount, Lower





## Clutch Linkage Assembly

<i>Ref.</i>	<i>Part Number</i>	<i>Qty.</i>	<i>Description</i>	<i>Ref.</i>	<i>Part Number</i>	<i>Qty.</i>	<i>Description</i>
1	119-9498	1	Bell Housing	10	87-3770	2	Bushing-Housing, Bell
2	120-4886	1	Guide-Release	11	87-1910	4	Pin-Dowel
3	33104-025	3	Screw-HHF	12	33104-040	9	Screw-HHF
4	115-2313	1	Bracket-Cable, Clutch	14	107-7983	6	Screw-HH
5	98-7977	2	Screw-HHF	15	32121-7	1	Pin-Roll, Slotted
6	110-2538	1	Bearing-Release, Clutch	16	32121-24	2	Pin-Spring
7	87-5300	1	Fork-Clutch	17	2411-33	1	Balljoint-RH (W/Grommet)
8	115-2311	1	Lever-Clutch	18	3296-4	1	Nut-Lock
9	87-1920	2	Seal-Oil	20	120-5018	1	Clip-Open J, Coated



## Transaxle Assembly

Ref.	Part Number	Qty.	Description	Ref.	Part Number	Qty.	Description
1	115-7783	1	2 Wheel Drive Transaxle ASM	18	283-62	3	Pin-Clevis
2	105-4207-03	1	Mount-Cable	19	3290-307	3	Pin-Cotter
3	33104-025	2	Screw-HHF	20	92-3735	1	Seal-Sensor, Oil
4	132-6764	2	Lever-Shift	21	120-4800	1	Sensor-Gear tooth
5	87-4470	1	Bracket-Lock, Differential	22	33103-012	1	Screw-HHF
6	87-7970	1	Arm-Shift	23	3290-357	1	Nut-HSF
7	87-8250	1	Plate-Arm, Shift	24	87-6710	1	Switch-Transmission
8	103-9511	3	Nut-Lock, NI	25	3220-1	2	Nut-Jam
9	98-7977	4	Screw-HHF	26	131-6695	1	Bracket-Pump, Fuel
10	68-9950	1	Spring-Traction	27	115-7741	1	Decal-Oil, Transmission
11	87-6910	1	Spring-Compression	28	3290-379	1	Tie-Cable
12	66-9302	1	Screw-HHF Lock	30	87-3990	1	Strainer-Transaxle
13	3256-4	1	Washer-Flat	30:1	237-123	1	O-Ring
14	237-30	2	O-Ring	31	353-987	1	Fitting-Elbow, 90
15	72-4310	1	Switch-Ball	31:1	237-81	1	O-Ring
16	87-7160	1	Clevis-Cable	32	132-0797	1	Screw-HHF
17	87-2310	2	Clevis-Cable	33	93-9847	1	Spacer



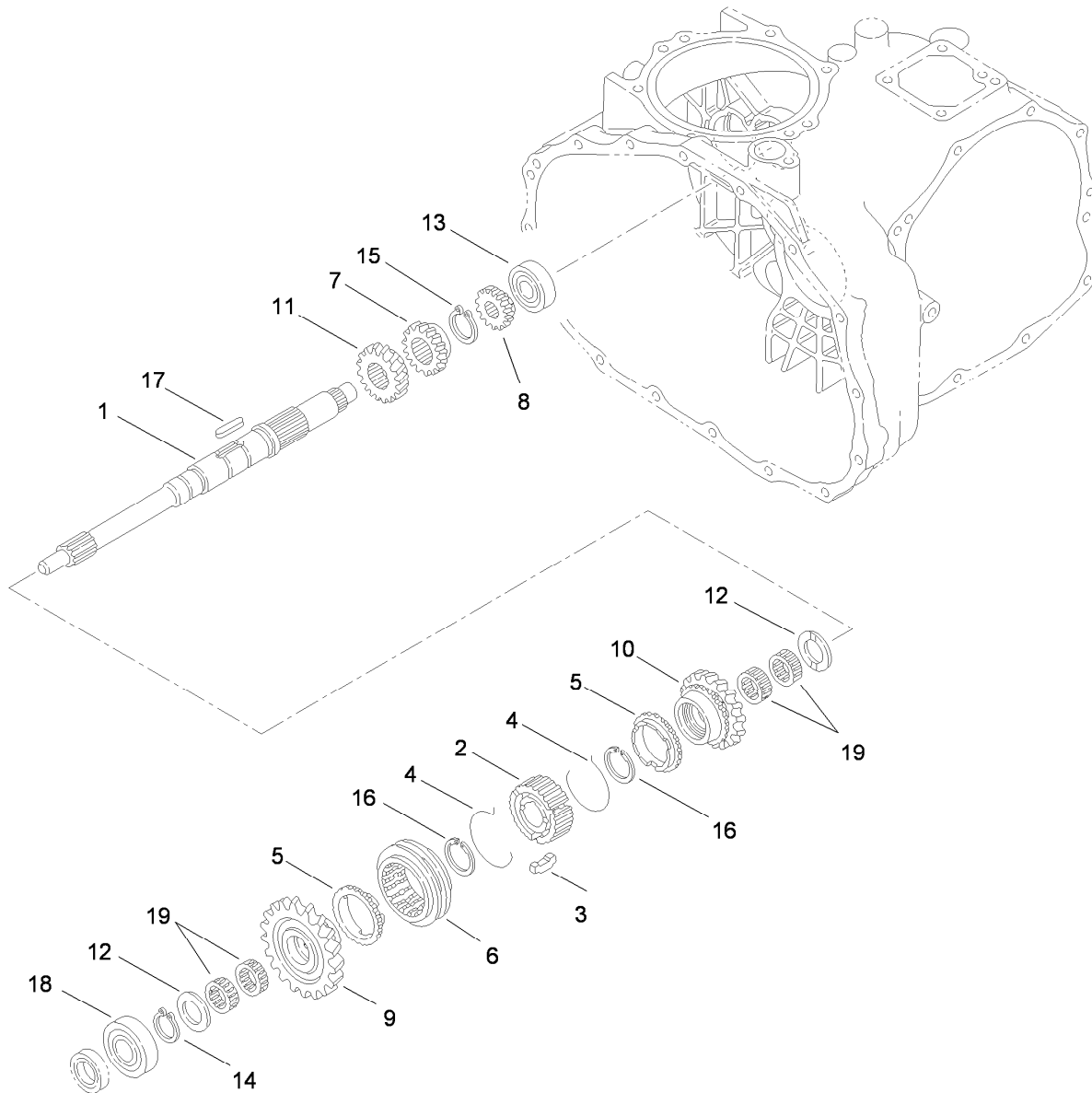
## Case Assembly Transaxle Assembly No. 115-7783

<i>Ref.</i>	<i>Part Number</i>	<i>Qty.</i>	<i>Description</i>	<i>Ref.</i>	<i>Part Number</i>	<i>Qty.</i>	<i>Description</i>
2	92-0651	1	Case-Transmission	12	92-0787	1	O-Ring
3	92-0810	1	Cover-Upper, Sensor	13	92-0788	1	O-Ring
4	92-0653	1	Cover-Side	14	92-0790	1	O-Ring
5	92-0655	1	Cover-Seal, Axle	15	92-0793	1	Seal-Oil
6	92-0656	1	Cover-Upper, PTO	16	92-0796	5	Bolt
7	92-0743	1	Breather-Air	17	33104-025	4	Screw-HHF
8	92-0662	1	Cap-Oil	18	33104-025	4	Screw-HHF
9	92-0762	1	Washer-Spring	19	33104-040	10	Screw-HHF
10	92-0765	4	Pin-Parallel	20	92-0805	1	Bolt 8X20
11	92-0773	1	Plug-Drain	21	68-9400	1	Nut-Flange



## Center Plate Assembly Transaxle Assembly No. 115-7783

<i>Ref.</i>	<i>Part Number</i>	<i>Qty.</i>	<i>Description</i>
1	100-4461	1	Plate-Center
2	100-4460	1	Shim-Set
3	92-0706	1	Shaft-Fork
4	92-0759	1	Ring-Snap
5	92-0791	1	Seal-Oil
6	33104-025	3	Screw-HHF
7	33104-040	15	Screw-HHF
8	33104-050	1	Screw-HHF
9	92-0807	1	Cap-Sealing
10	100-4465	1	Shim (W/Tab)



## Main Shaft Assembly Transaxle Assembly No. 115-7783

<i>Ref.</i>	<i>Part Number</i>	<i>Qty.</i>	<i>Description</i>
1	92-0663	1	Shaft-Main
2	92-0664	1	Hub-Synchro
3	92-0665	3	Key-Synchro
4	92-0666	2	Spring-Synchro
5	92-0667	2	Ring-Synchro
6	92-0668	1	Shifter-Synchro
7	92-0672	1	Gear-Main, 18 Tooth
8	92-0673	1	Gear-Main, 14 Tooth
9	110-2521	1	Gear-Main, 27 Tooth
10	110-2522	1	Gear- Main, 24 Tooth

<i>Ref.</i>	<i>Part Number</i>	<i>Qty.</i>	<i>Description</i>
11	92-0687	1	Gear-Main, 16 Tooth
12	92-0740	2	Washer-Thrust
13	92-0650	1	Bearing
14	92-0753	1	Ring-Snap
15	92-0754	1	Ring-Snap
16	92-0763	2	Ring-Snap
17	92-0772	1	Key
18	251-8	1	Bearing-Ball
19	92-0781	4	Bearing-Needle



## Reduction Shaft Assembly Transaxle Assembly No. 115-7783

<i>Ref.</i>	<i>Part Number</i>	<i>Qty.</i>	<i>Description</i>
1	92-0664	1	Hub-Synchro
2	92-0665	3	Key-Synchro
3	92-0666	2	Spring-Synchro
4	92-0667	1	Ring-Synchro
5	92-0668	1	Shifter-Synchro
6	92-0674	1	Shaft-Reduction
7	110-2524	1	Gear- Reduction, 49 Tooth
8	92-0819	1	Gear-Reduction, 40 Tooth
9	92-0679	1	Gear-Reduction, H23 Tooth
10	92-0680	1	Collar

<i>Ref.</i>	<i>Part Number</i>	<i>Qty.</i>	<i>Description</i>
11	92-0681	2	Bearing-Needle
12	92-0682	1	Washer-Thrust
13	92-0822	1	Gear-Reduction, 28 Tooth
14	92-0823	1	Gear-Reduction, 43 Tooth
15	92-0740	1	Washer-Thrust
16	92-0763	1	Ring-Snap
17	92-0772	1	Key
18	105-7985	1	Bearing
19	92-0778	1	Bearing
20	92-0782	1	Bearing-Needle



## Reverse Shaft Assembly Transaxle Assembly No. 115-7783

<i>Ref.</i>	<i>Part Number</i>	<i>Qty.</i>	<i>Description</i>
1	92-0684	1	Gear-Reverse, 33 Tooth
2	92-0824	1	Shaft-Idler, Reverse
3	251-346	1	Bearing-Ball
4	92-0778	1	Bearing



## Main Shift Assembly Transaxle Assembly No. 115-7783

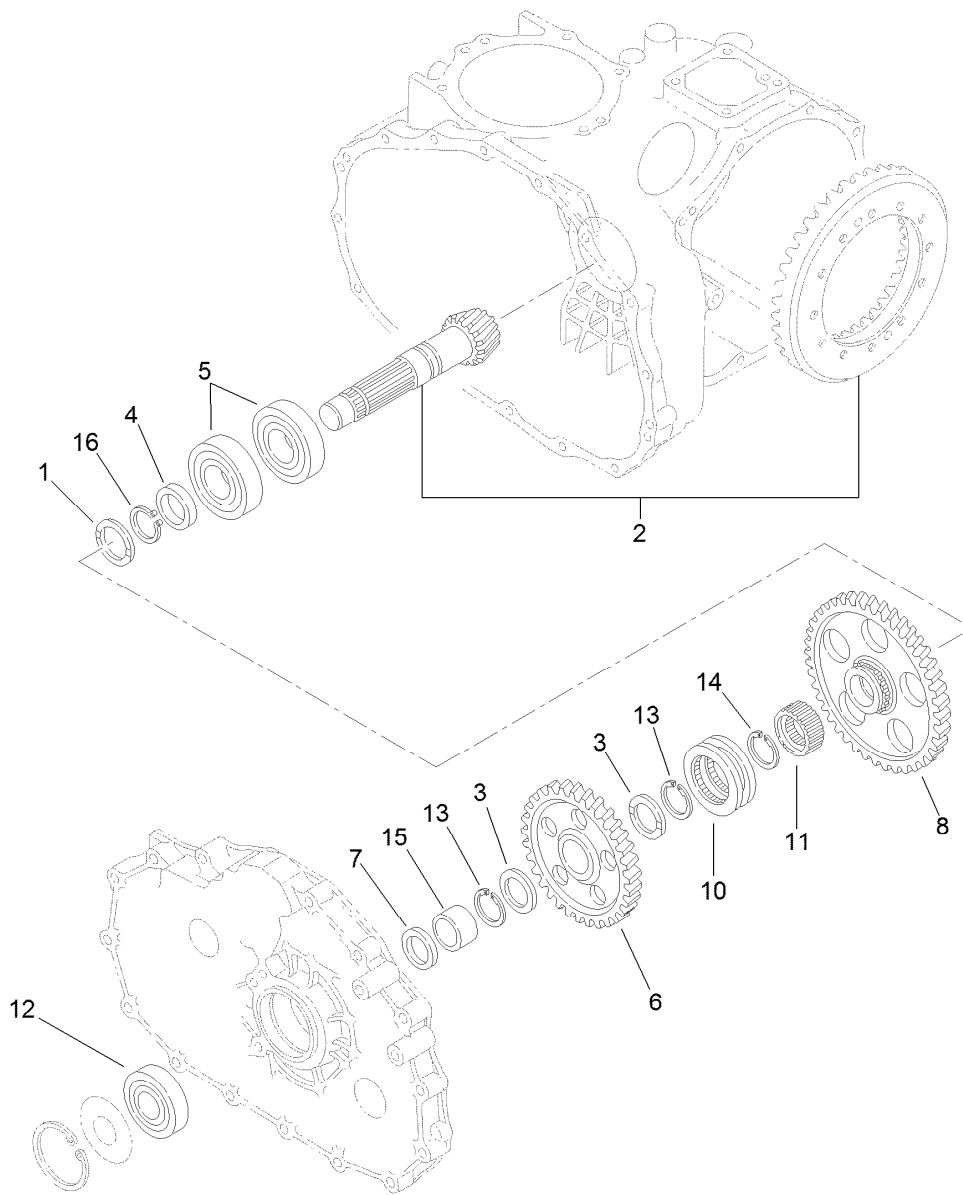
<i>Ref.</i>	<i>Part Number</i>	<i>Qty.</i>	<i>Description</i>
1	92-0698	1	Shaft-Fork
2	92-0699	1	Shaft-Fork
3	92-0700	1	Fork-Shift
4	92-0701	1	Fork-Shift
5	92-0705	1	Lock-Spindle
6	92-0729	2	Seal-Oil
7	92-0816	1	Arm-Shift
8	92-0817	1	Arm-Shift
9	92-0731	2	Spring
10	92-0732	2	Plate-Keeper
11	92-0769	2	Pin-Roll
12	92-0785	2	Ball-Steel
13	33104-016	2	Screw-HHF





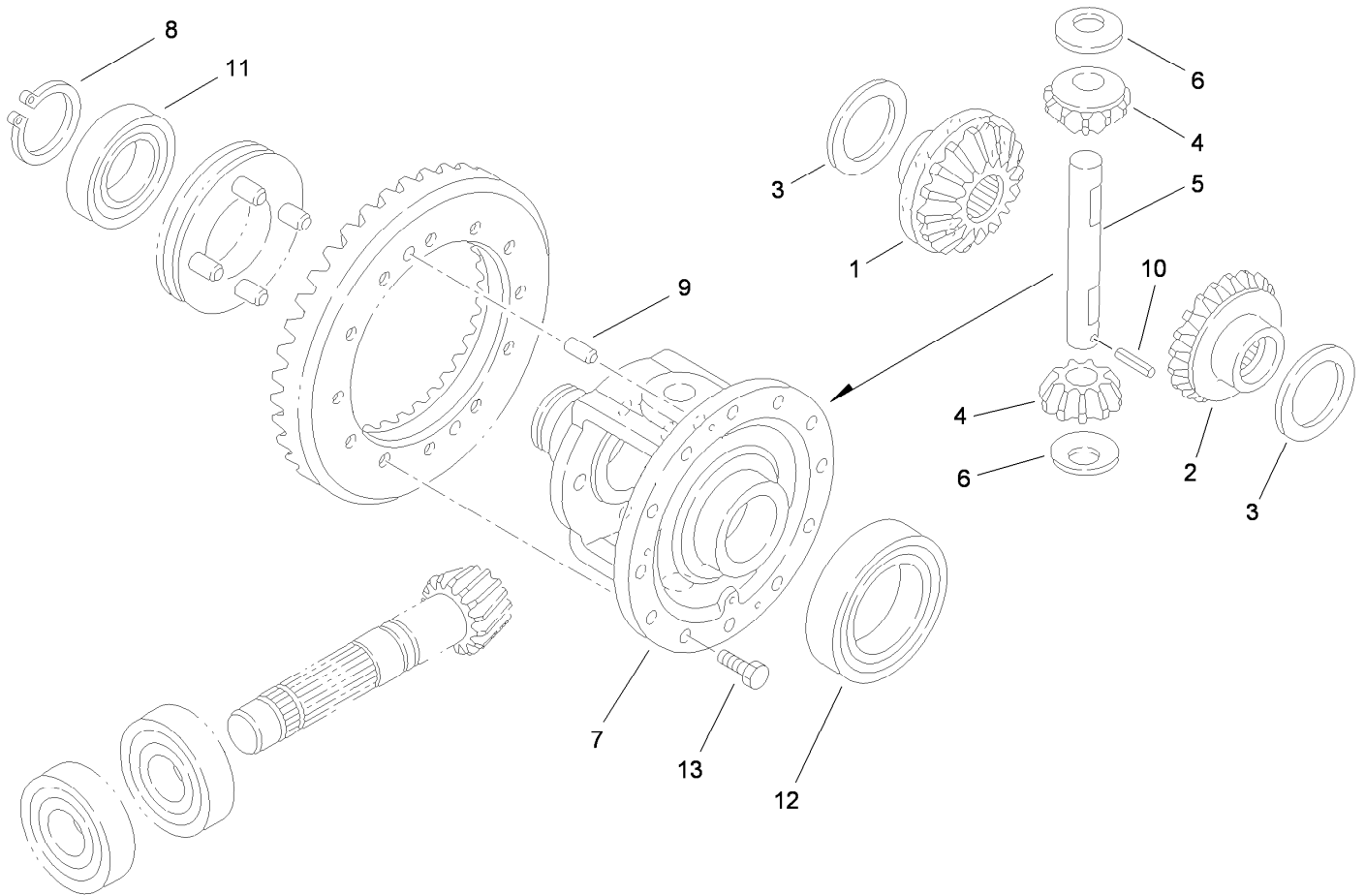
## Hi-Lo Shift Assembly Transaxle Assembly No. 115-7783

<i>Ref.</i>	<i>Part Number</i>	<i>Qty.</i>	<i>Description</i>
1	92-0729	1	Seal-Oil
2	92-0818	1	Arm-Shift
3	92-0731	1	Spring
4	92-0708	1	Shaft-Fork
5	92-0709	1	Fork-Shift
6	92-0732	1	Plate-Keeper
7	92-0761	1	Ring-E
8	92-0785	1	Ball-Steel
9	33104-016	1	Screw-HHF



## Countershaft Assembly Transaxle Assembly No. 115-7783

<i>Ref.</i>	<i>Part Number</i>	<i>Qty.</i>	<i>Description</i>
1	92-0741	1	Washer-Thrust
2	105-7983	1	Countershaft And Ring Gear ASM
3	92-0711	2	Washer-Thrust
4	92-0713	1	Collar
5	92-0714	2	Bearing
6	92-0715	1	Gear-Countershaft
7	92-0716	1	Collar
8	92-0717	1	Gear-Countershaft
10	92-0718	1	Shifter
11	105-7986	1	Collar-Spline
12	92-0712	1	Bearing-Ball
13	105-7987	2	Ring-Snap
14	92-0755	1	Ring-Snap
15	92-0783	1	Race-Inner
16	92-0759	1	Ring-Snap



## Differential Gear Assembly Transaxle Assembly No. 115-7783

<i>Ref.</i>	<i>Part Number</i>	<i>Qty.</i>	<i>Description</i>
1	92-0745	1	Gear-Side, LH
2	92-0746	1	Gear-Side, RH
3	92-0747	2	Side-Gear, Left Inner
4	92-0748	2	Pinion-Differential
5	92-0749	1	Shaft-Pinion
6	92-0750	2	Washer
7	92-0720	1	Case-Differential
8	92-0756	1	Ring-Snap
9	92-0765	2	Pin-Parallel
10	92-0768	1	Pin-Roll, Spring
11	92-0775	1	Bearing
12	92-0776	1	Bearing
13	92-0803	12	Bolt



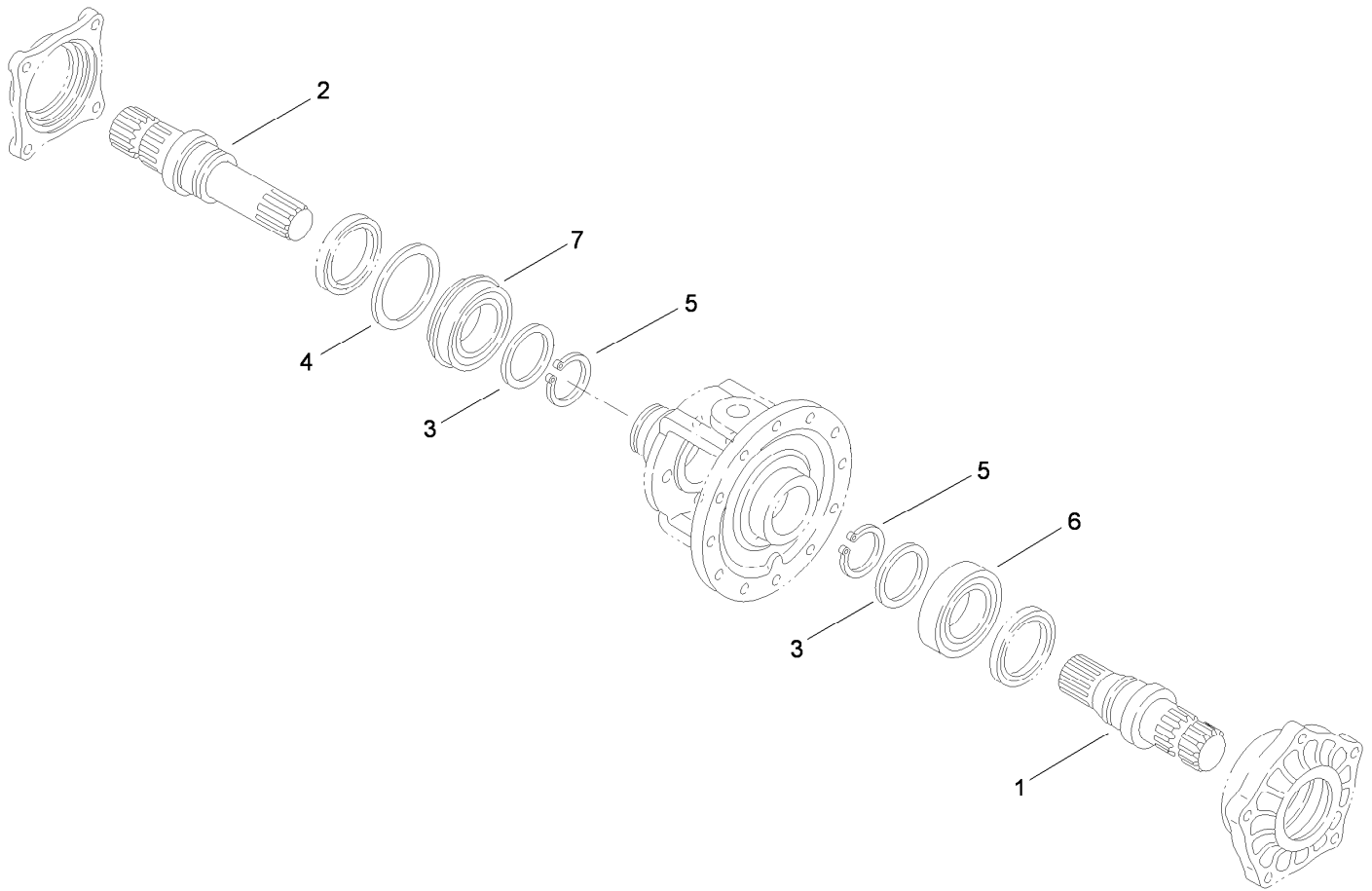
## Differential Carrier Assembly Transaxle Assembly No. 115-7783

<i>Ref.</i>	<i>Part Number</i>	<i>Qty.</i>	<i>Description</i>
1	92-0654	1	Carrier-Differential
2	92-0809	1	Set-Shim
3	92-0760	1	Ring-Snap
4	92-0789	1	O-Ring
5	92-0793	1	Seal-Oil
6	33104-030	5	Screw-HHF



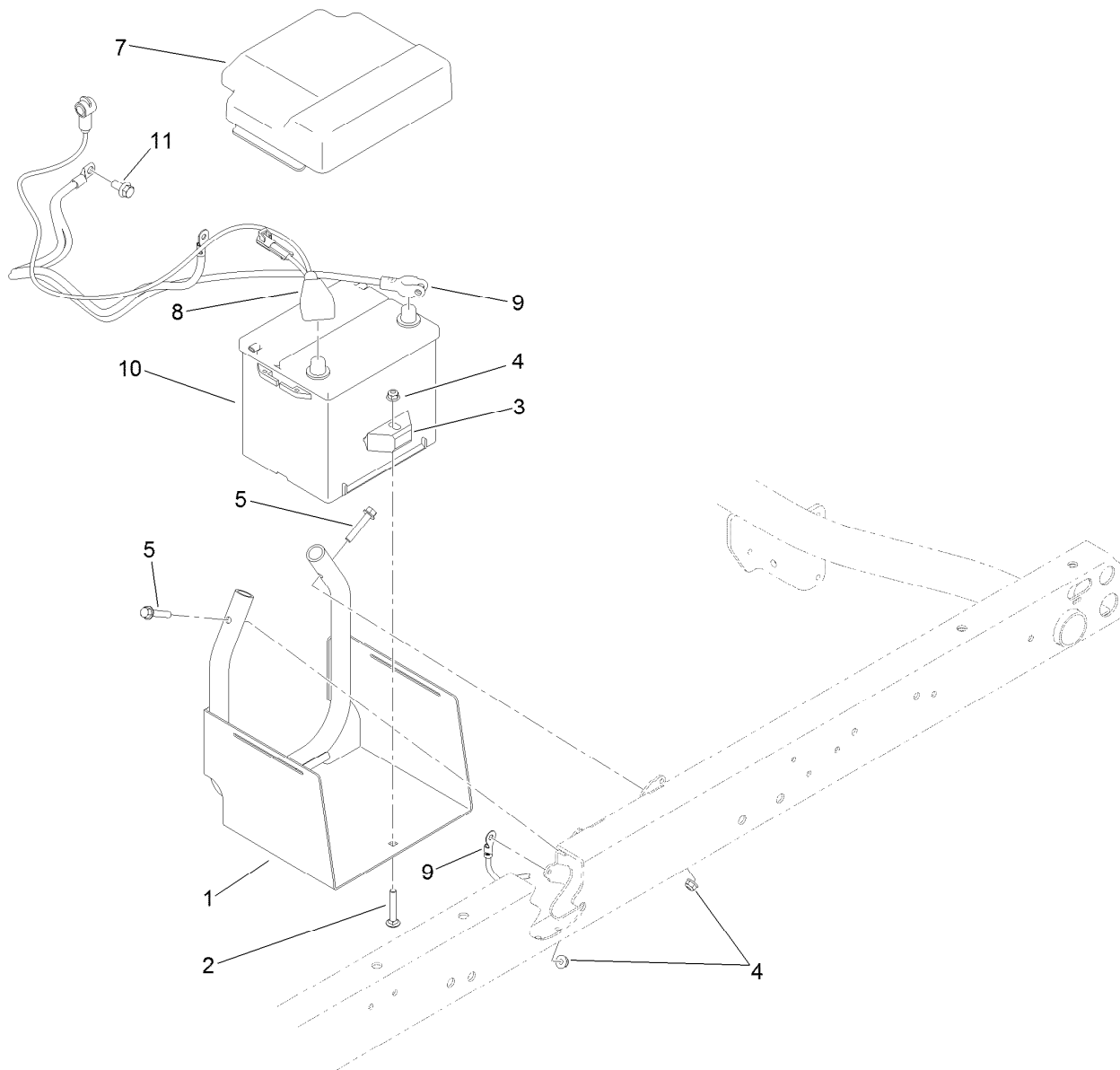
## Differential Lock Assembly Transaxle Assembly No. 115-7783

<i>Ref.</i>	<i>Part Number</i>	<i>Qty.</i>	<i>Description</i>
1	92-0730	1	Slider-Differential, Lock
2	92-0721	1	Fork-Lock, Differential
3	92-0722	1	Shaft-Fork, Lock Differential
4	92-0723	1	Spring-Lock, Differential
5	92-0744	1	Washer
6	92-0724	1	Arm-Lock, Differential
7	92-0733	1	Washer
8	92-0753	1	Ring-Snap
9	92-0768	1	Pin-Roll, Spring
10	92-0770	1	Pin-Roll, Spring
11	92-0771	1	Pin-Roll, Spring
12	92-0787	1	O-Ring



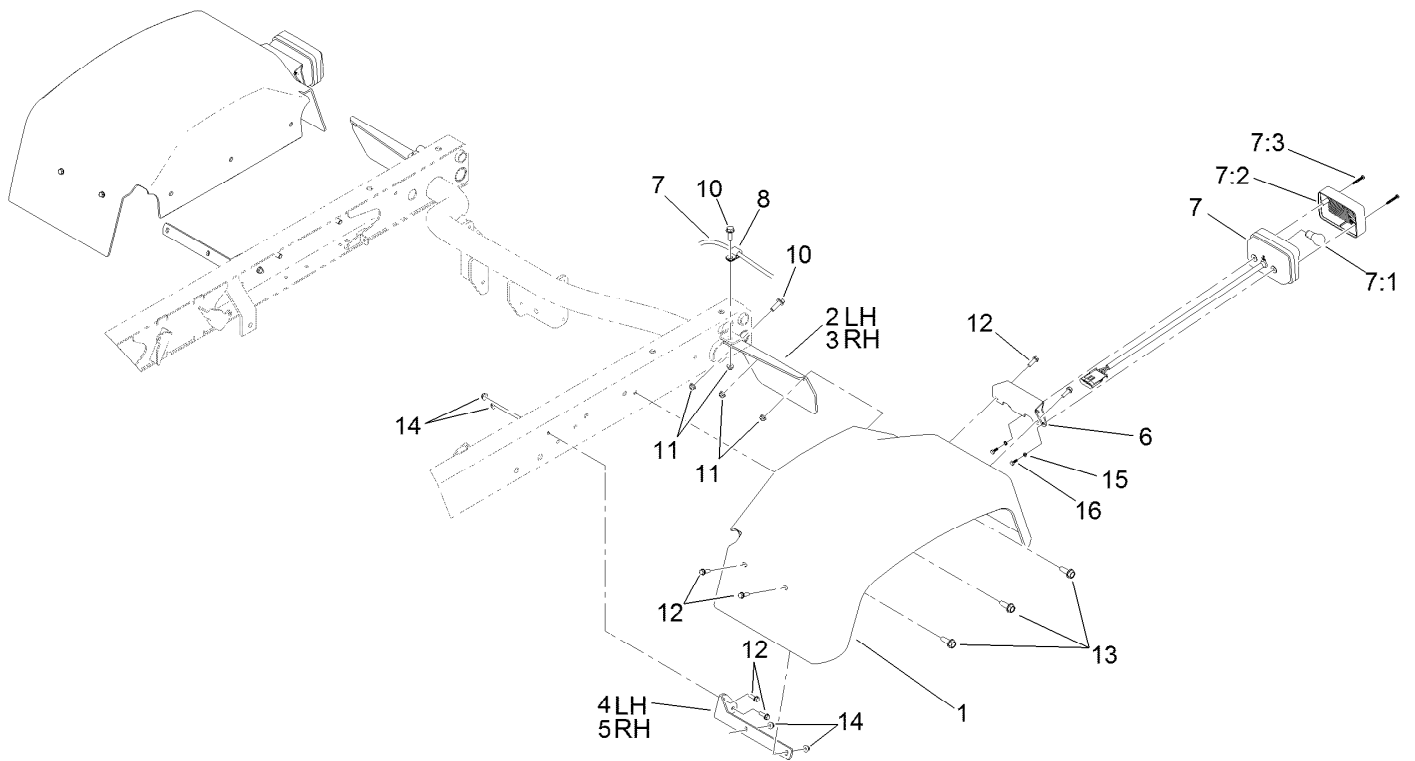
## Axle Shaft Assembly Transaxle Assembly No. 115-7783

<i>Ref.</i>	<i>Part Number</i>	<i>Qty.</i>	<i>Description</i>
1	92-0725	1	Shaft-Axle, Left
2	92-0726	1	Shaft-Axle, Right
3	92-0727	2	Washer
4	92-0728	1	Washer
5	92-0756	2	Ring-Snap
6	92-0775	1	Bearing
7	92-0780	1	Bearing



## Battery Assembly

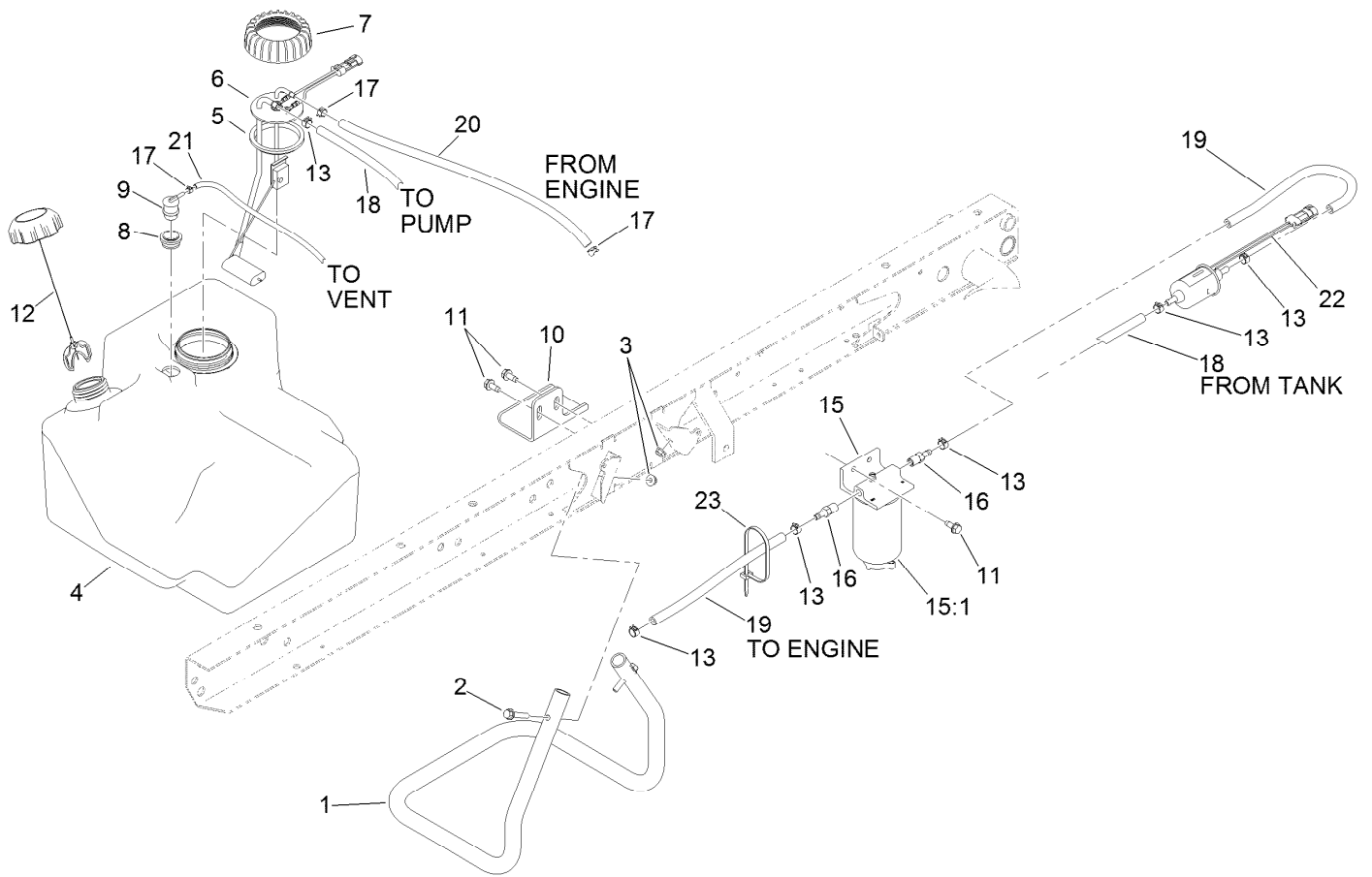
<i>Ref.</i>	<i>Part Number</i>	<i>Qty.</i>	<i>Description</i>
1	115-2237-03	1	Tray-Battery
2	3230-6	1	Bolt-CARR
3	138-6335	1	Retainer-Battery
4	104-8300	3	Nut-HF, NI
5	94-5780	2	Screw-HWH
7	119-9496	1	Cover-Battery
8	122-0204	1	Cable-Battery, Positive
9	122-1024	1	Cable-Battery, Negative
10	106-5187	1	Battery, 525 CCA W/O Electrolyte
11	120-4839	1	Screw-HHF



## Tail Light and Fender Assembly

<i>Ref.</i>	<i>Part Number</i>	<i>Qty.</i>	<i>Description</i>	<i>Ref.</i>	<i>Part Number</i>	<i>Qty.</i>	<i>Description</i>
1	132-6701	2	Fender-Rear	7:3	121-6272	2	Screw-PPH
2	93-8943-03	1	Bracket-Fender, Rear (LH)	8	2412-93	2	Clamp-R
3	93-8944-03	1	Bracket-Fender, Rear (RH)	10	3234-17	4	Screw-HHF
4	93-8941-03	1	Bracket-Fender, Front (LH)	11	104-8300	4	Nut-HF, NI
5	93-8942-03	1	Bracket-Fender, Front (RH)	12	32105-15	12	Screw-HWH
6	121-6269-03	2	Bracket-Light, Tail	13	105-6245	6	Screw-Tapping
7	120-4820	2	Light-Tail, Brake	14	104-7201	12	Nut-HF, NI
7:1	115-7858	1	Bulb-7528	15	43-5920	4	Washer-Lock, Spring
7:2	121-6271	1	Lens-Light, Tail	16	121-6320	4	Screw-HH

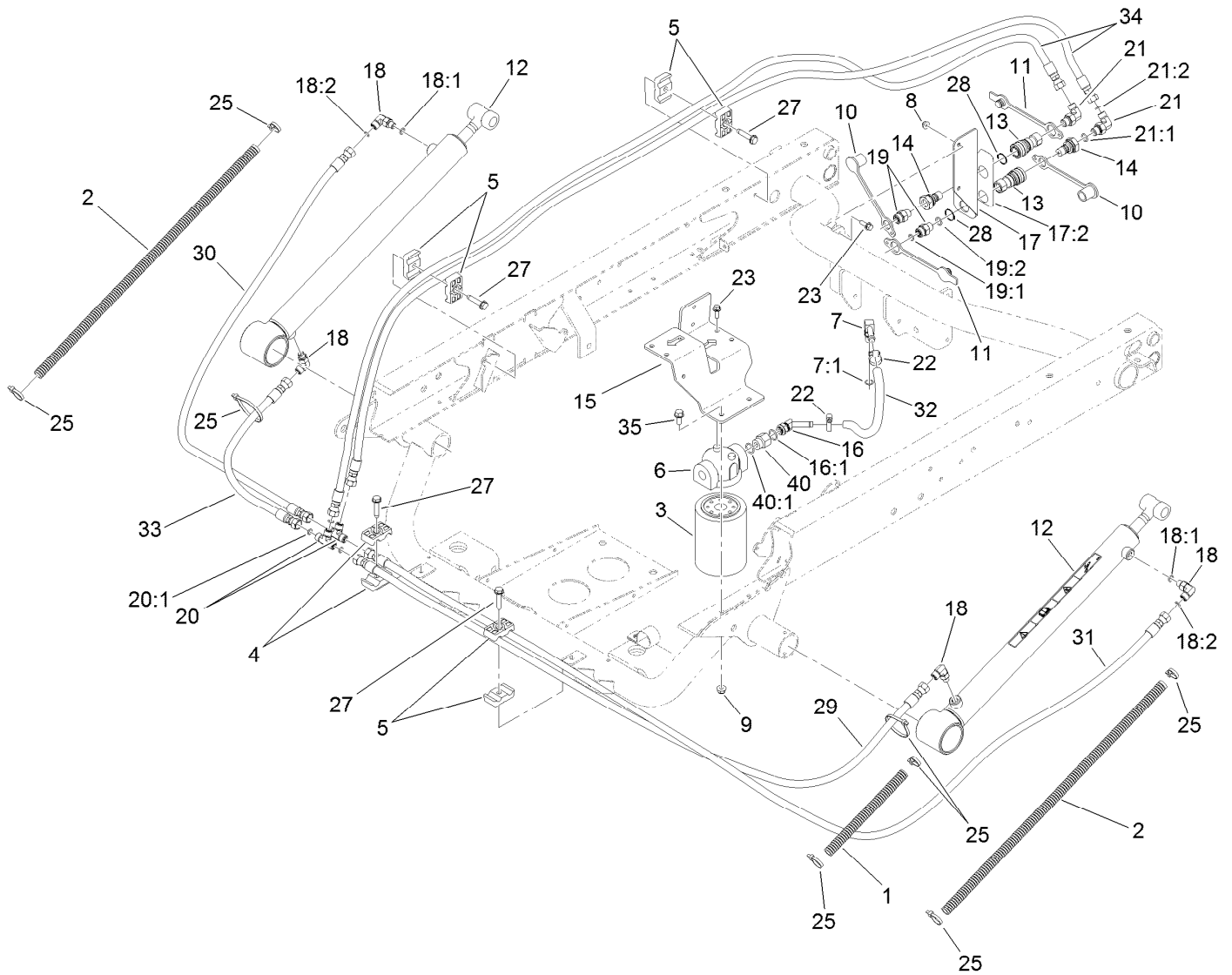




## Fuel System Assembly

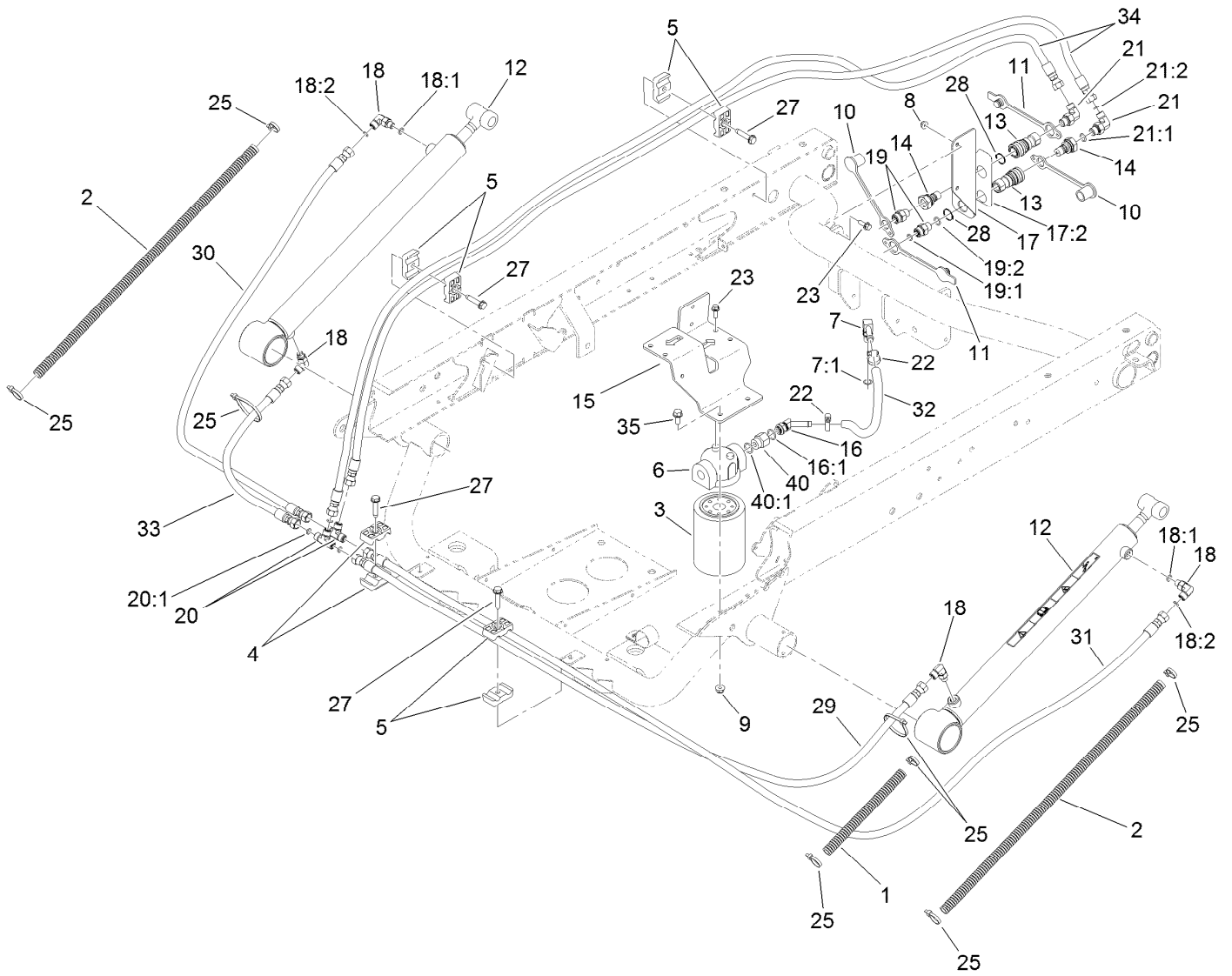
Ref.	Part Number	Qty.	Description
1	115-7767-03	1	Tube-Support
2	94-5780	2	Screw-HWH
3	104-8300	2	Nut-HF, NI
4	119-0735	1	Tank-Fuel
5	115-2163	1	Gasket-Pump, Fuel
6	114-8348	1	Sender-Fuel
7	115-2162	1	Cap-Pump, Fuel
8	114-0284	1	Grommet
9	114-0285	1	Valve-Rollover
10	114-8404	1	Plate-Retainer
11	32144-70	4	Screw-HWHTF
12	115-7789	1	Cap-Fuel, Diesel

Ref.	Part Number	Qty.	Description
13	92-2379	6	Clamp-Hose
15	110-9044	1	Separator-Filter
15:1	110-9049	1	Filter-Spin On, Fuel/Water
16	353-783	2	Fitting-STR
17	2412-80	3	Clamp-Hose
18	114-8206	1	Hose-Fuel
19	110-4101	2	Hose-Fuel
20	120-5022	1	Hose-Fuel
21	110-8255	1	Hose-Fuel
22	110-8806	1	Pump-Fuel
23	3290-379	1	Tie-Cable



## Hydraulic Lift Cylinder Assembly

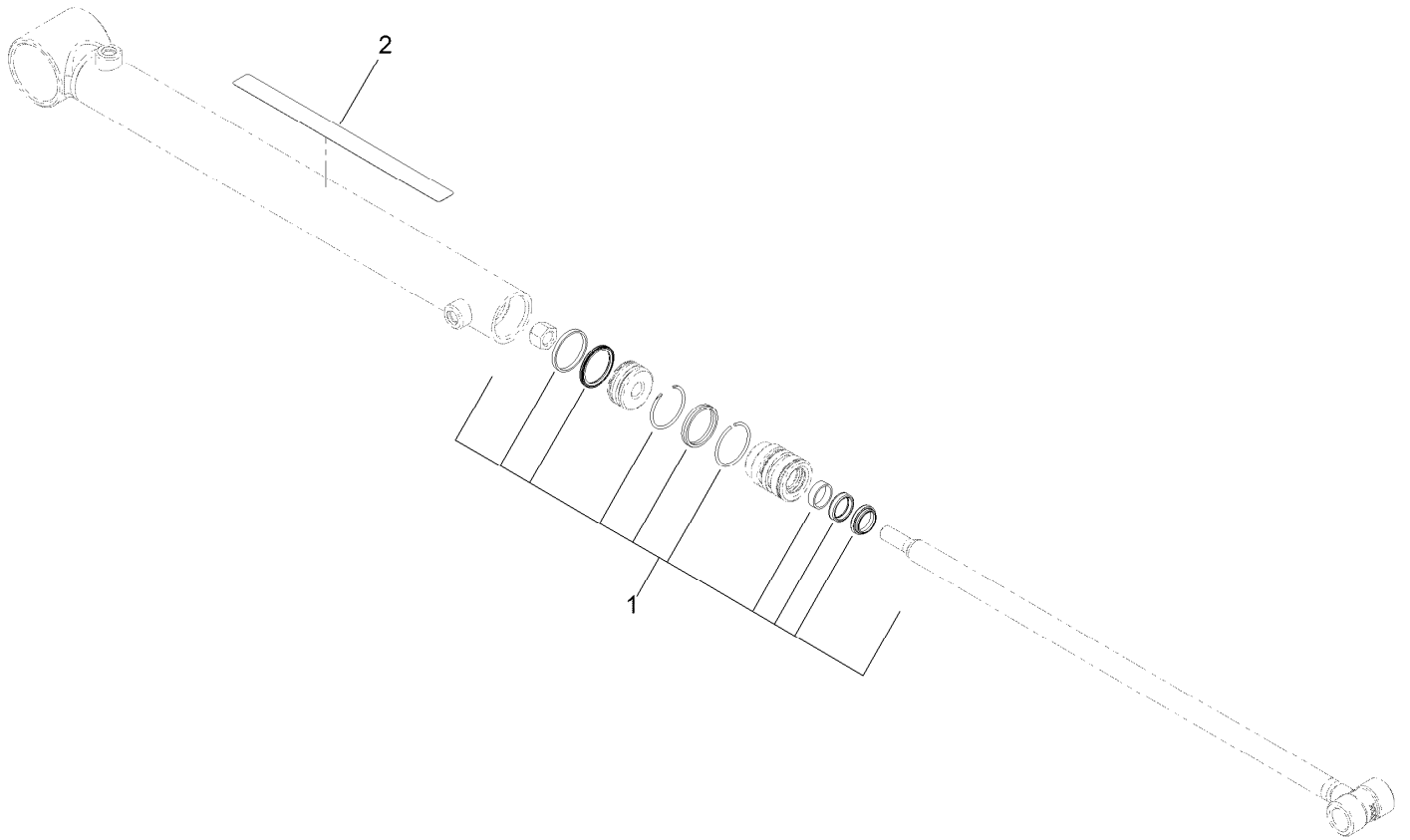
Ref.	Part Number	Qty.	Description	Ref.	Part Number	Qty.	Description
1	24-7922	1	Conduit-Convolved, Split	18:1	237-78	1	O-Ring
2	24-7923	2	Conduit-Convolved, Split	18:2	237-21	1	O-Ring
3	54-0110	1	Filter-Oil, Transmission	19	340-2	2	Fitting-Straight
4	56-7971	2	Clamp-Tube	19:1	237-22	1	O-Ring
5	56-7976	6	Clamp-Tube	19:2	237-42	1	O-Ring
6	87-8780	1	Head-Filter	20	340-21	2	Fitting
7	100-4887	1	Fitting-Elbow, 90	20:1	237-21	3	O-Ring
7:1	237-42	1	O-Ring	21	340-82	2	Fitting-Elbow, 90 DEG
8	104-7201	2	Nut-HF, NI	21:1	237-42	1	O-Ring
9	104-8300	2	Nut-HF, NI	21:2	237-21	1	O-Ring
10	106-7881	2	Cap-Dust, HYD	22	2412-36	2	Clamp-Hose
11	106-7882	2	Plug-Dust, HYD	23	3234-4	4	Screw-HHF
12	133-0620	2	HYD Cylinder ASM	25	3290-379	6	Tie-Cable
13	106-7968	2	Coupler-Quick, Female	27	32144-57	4	Screw
14	106-7969	2	Coupler-Quick, Male	28	32151-83	2	Ring-Snap
15	115-2168-03	1	Bracket-Filter	29	115-7711	1	Hose-HYD
16	103-1807	1	Fitting-Barbed, 45 DEG	30	108-6508	1	Hose-HYD
16:1	237-42	1	O-Ring	31	104-3716	1	Hose-HYD
17	139-4530	1	Coupler Bracket ASM	32	115-2228	1	Hose-HYD
17:2	115-7723	1	Decal-Disconnect, Quick	33	110-0931	1	Hose-HYD
18	340-132	4	Fitting-Elbow, 90 DEG	34	106-3680	2	Hose-HYD



## Hydraulic Lift Cylinder Assembly (continued)

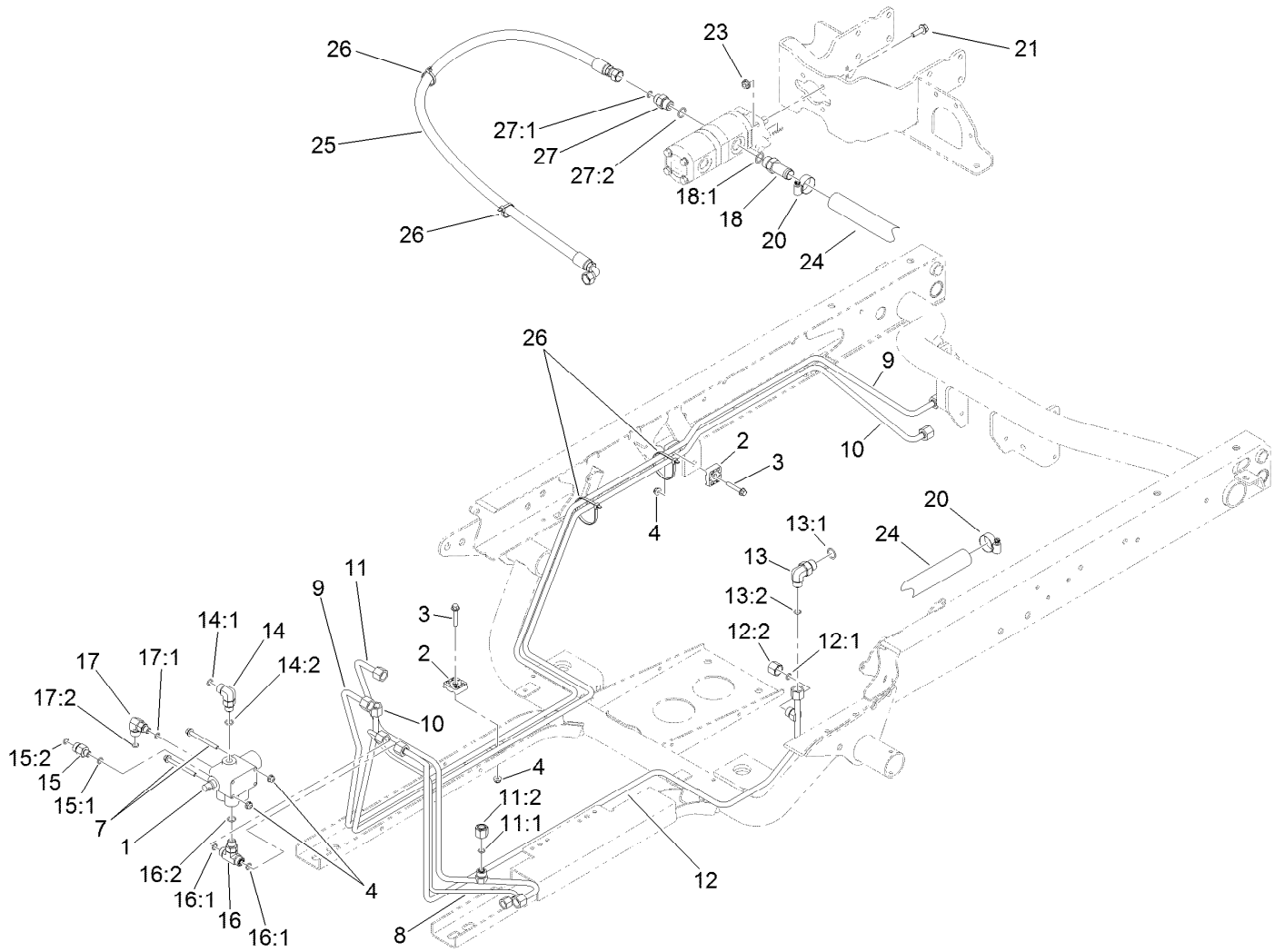
<i>Ref.</i>	<i>Part Number</i>	<i>Qty.</i>	<i>Description</i>
35	3234-5	2	Screw-HHF

<i>Ref.</i>	<i>Part Number</i>	<i>Qty.</i>	<i>Description</i>
40	353-397	1	Reducer-Adapter
40:1	237-79	1	O-Ring



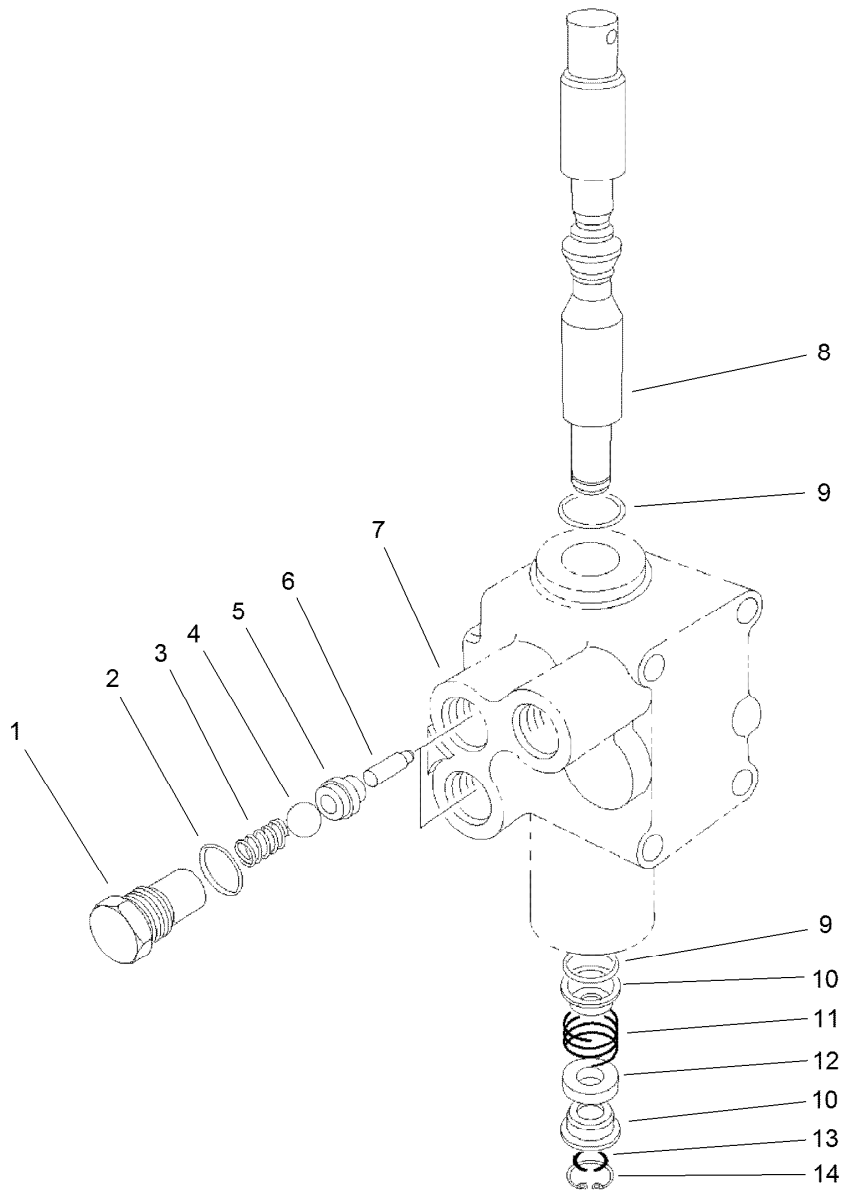
## Hydraulic Cylinder Assembly No. 133-0620

<i>Ref.</i>	<i>Part Number</i>	<i>Qty.</i>	<i>Description</i>
1	133-0618	1	Cylinder Seal Kit
2	93-9852	1	Decal-Warning



## Main Hydraulic Pump and Lift Valve Assembly

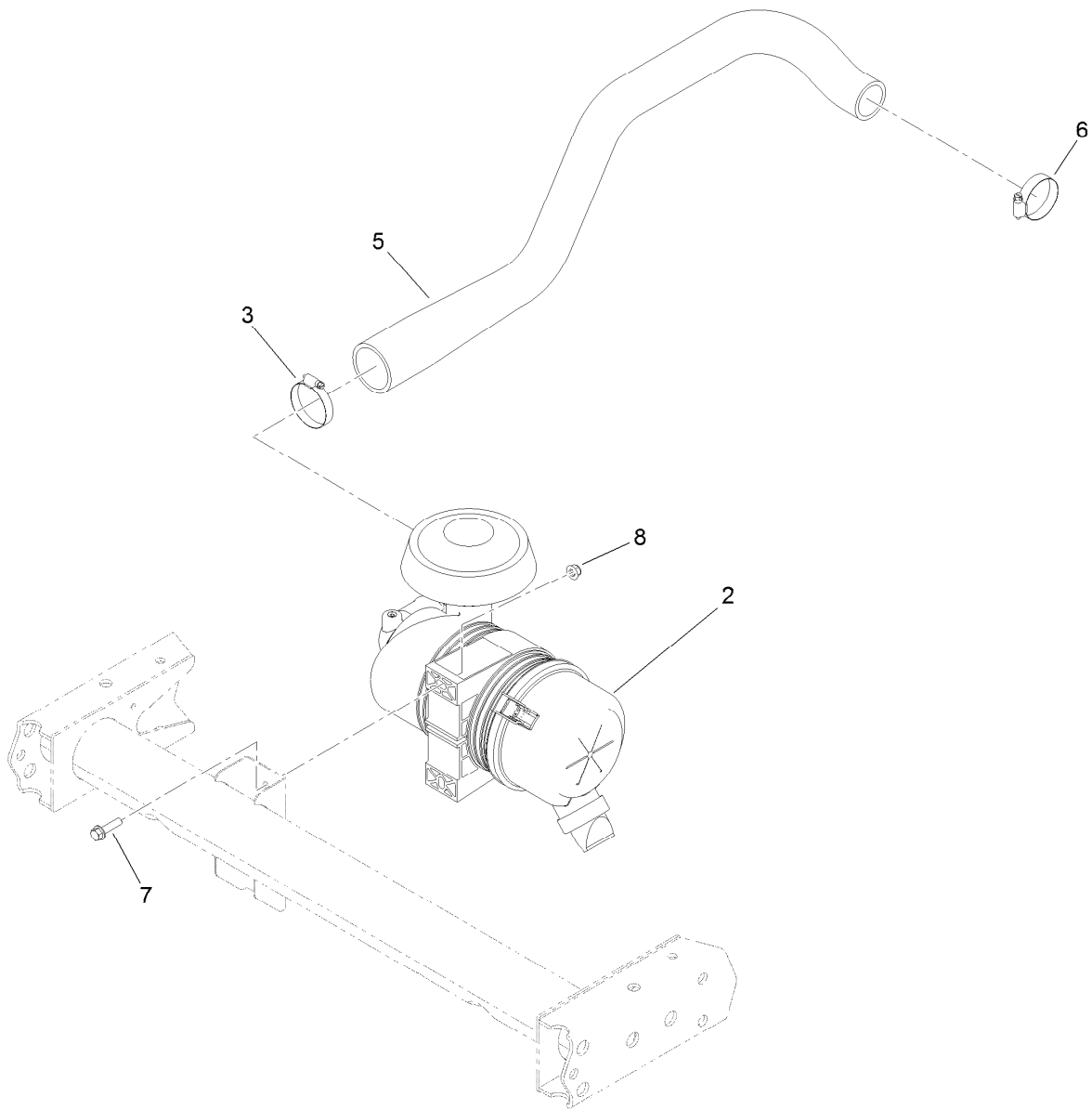
Ref.	Part Number	Qty.	Description	Ref.	Part Number	Qty.	Description
1	43-1950	1	HYD Control Valve ASM	15	340-88	1	Fitting-Straight
2	56-7973	4	Clamp-Tube	15:1	237-22	1	O-Ring
3	94-5781	2	Screw-HHF	15:2	237-78	1	O-Ring
4	104-7201	4	Nut-HF, NI	16	340-94	1	Adapter
7	114-8410	2	Screw-HHF	16:1	237-22	2	O-Ring
8	127-8605	1	Tube-HYD	16:2	237-42	1	O-Ring
9	115-2217	1	Tube-HYD	17	340-97	1	Fitting-Elbow, 90 DEG
10	115-2218	1	Tube-HYD	17:1	237-22	1	O-Ring
11	127-8604	1	Tube-HYD	17:2	237-78	1	O-Ring
11:1	237-22	1	O-Ring	18	354-136	1	Fitting-STR
11:2	340-117	1	Cap	18:1	237-80	1	O-Ring
12	127-8752	1	Tube-HYD	20	2412-129	2	Clamp-Hose
12:1	237-22	1	O-Ring	21	3234-17	4	Screw-HHF
12:2	340-117	1	Cap	23	32128-20	4	Nut-HF
13	340-18	1	Fitting-HYD, 90 DEG	24	87-3670	1	Hose-Suction
13:1	237-79	1	O-Ring	25	121-6283	1	Hose-HYD
13:2	237-22	1	O-Ring	26	3290-379	4	Tie-Cable
14	340-77	1	Fitting-Elbow, 90 DEG	27	340-3	1	Fitting-Straight
14:1	237-22	1	O-Ring	27:1	237-22	1	O-Ring
14:2	237-42	1	O-Ring	27:2	237-79	1	O-Ring



## Control Valve Assembly No. 43-1950

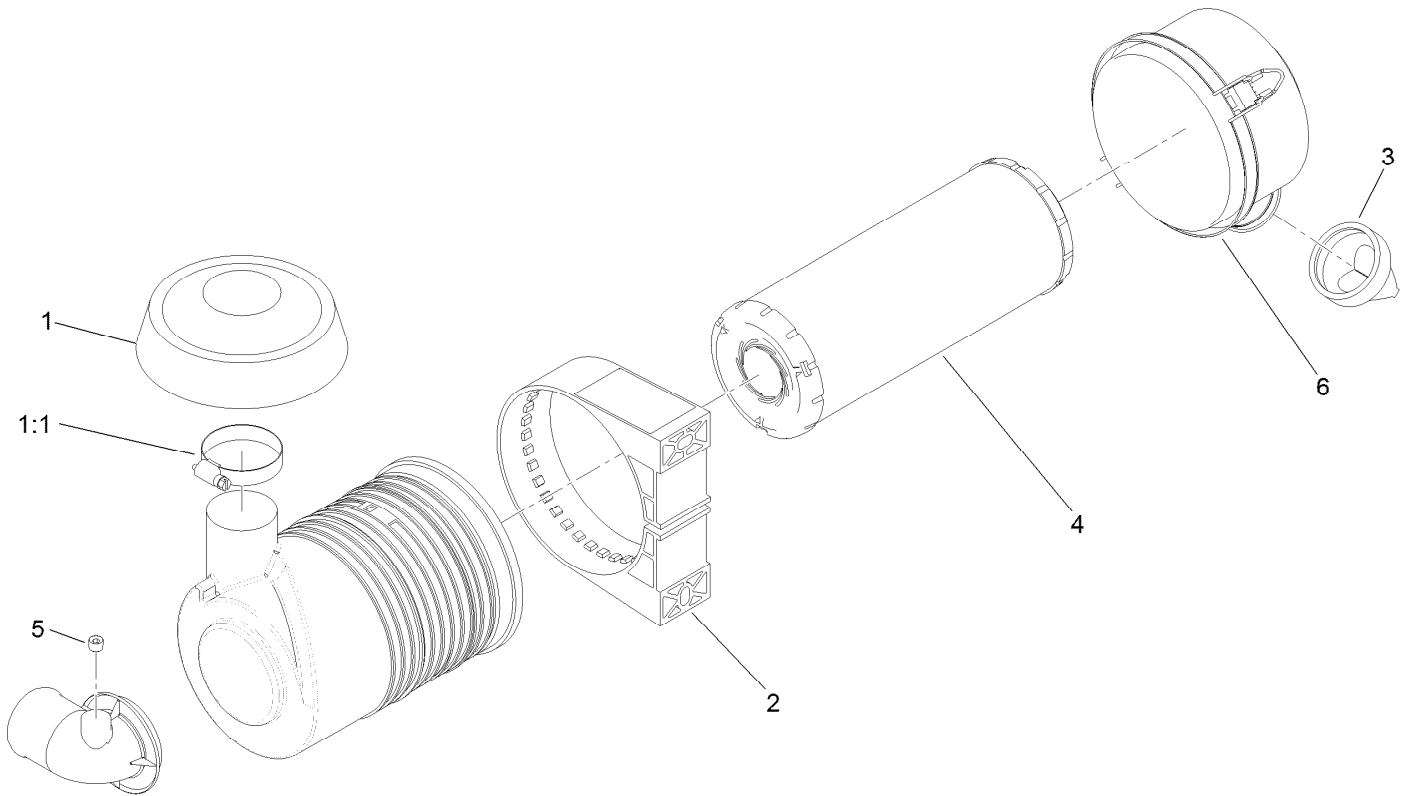
Ref.	Part Number	Qty.	Description
1	22-8330	2	Plug
2	237-42	2	O-Ring
3	22-8340	2	Spring
4	22-8350	2	Ball
5	22-8370	2	Seat-Valve
6	22-8360	2	Pin
7		1	Body ●
8	22-8420	1	Spool
9	22-8500	2	O-Ring
10	22-8380	2	Retainer
11	22-8410	1	Spring
12	23-3030	1	Spacer
13	22-8480	1	Ring-Snap
14	22-8490	1	Ring-Snap

● Not serviced separately



## Air Cleaner Assembly

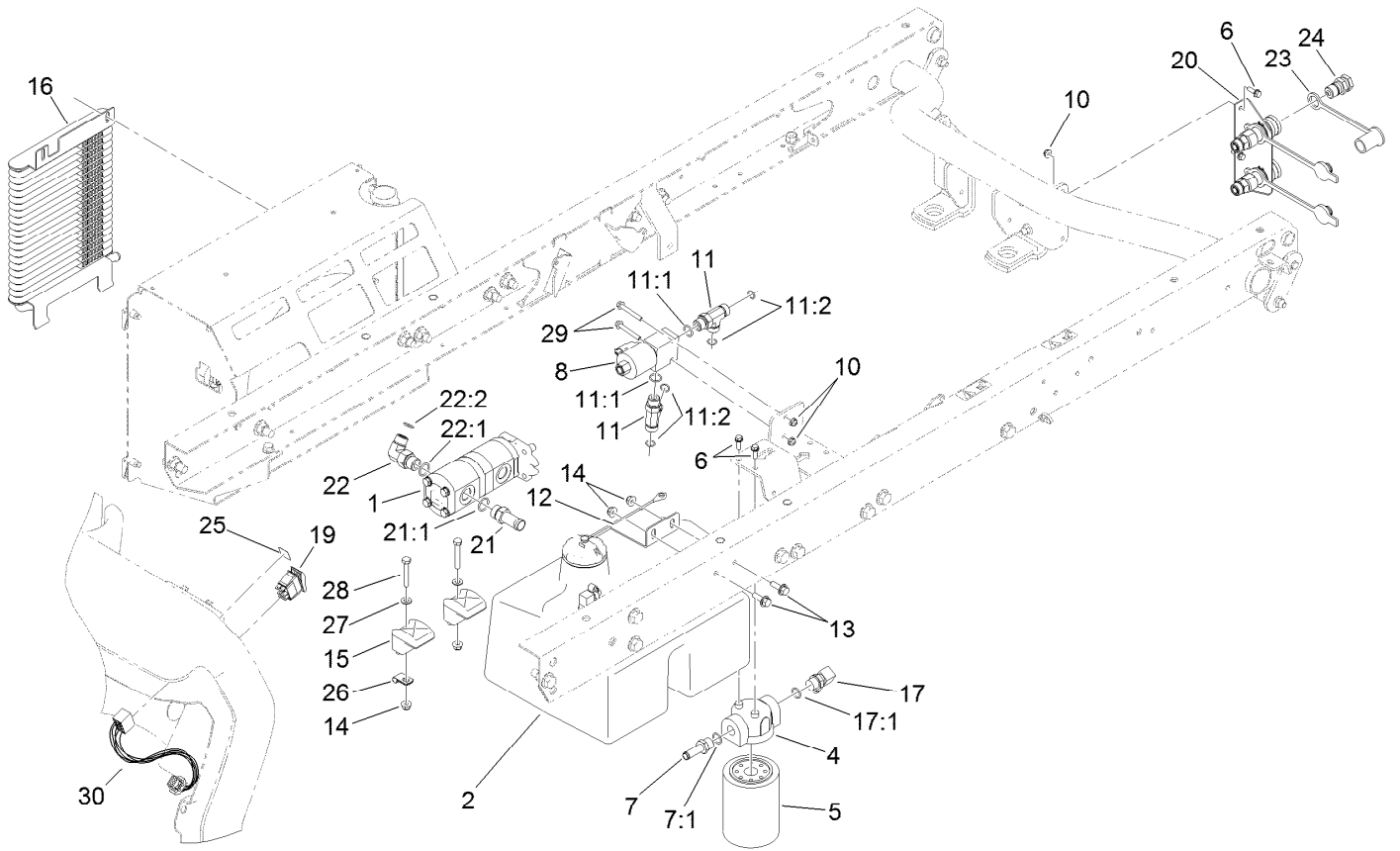
<i>Ref.</i>	<i>Part Number</i>	<i>Qty.</i>	<i>Description</i>
2	138-5650	1	Air Cleaner ASM
3	2412-130	1	Clamp-Hose
5	120-5097	1	Hose-Intake, Air (Diesel)
6	2412-3	1	Clamp-Hose
7	3234-36	2	Screw-HHF
8	104-8300	2	Nut-HF, NI



## Air Cleaner Assembly No. 138-5650

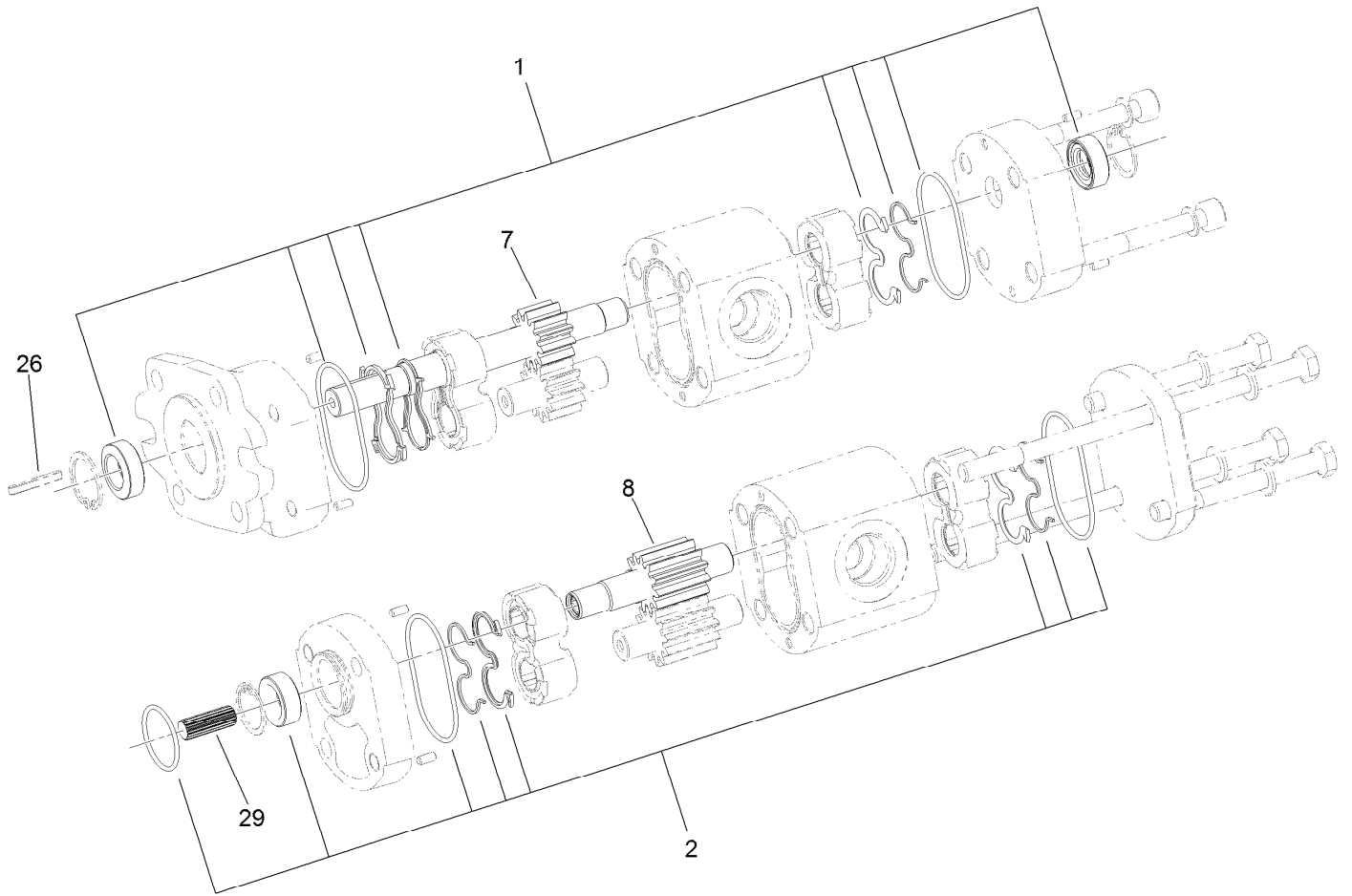
<i>Ref.</i>	<i>Part Number</i>	<i>Qty.</i>	<i>Description</i>
1	105-2539	1	Cap
1:1	2412-130	1	Clamp-Hose
2	98-4525	1	Bracket-Cleaner, Air
3	87-9400	1	Valve-Vacuator
4	108-3810	1	Filter-Air
5	285-17	1	Plug-Pipe
6	98-9771	1	Cover ASM





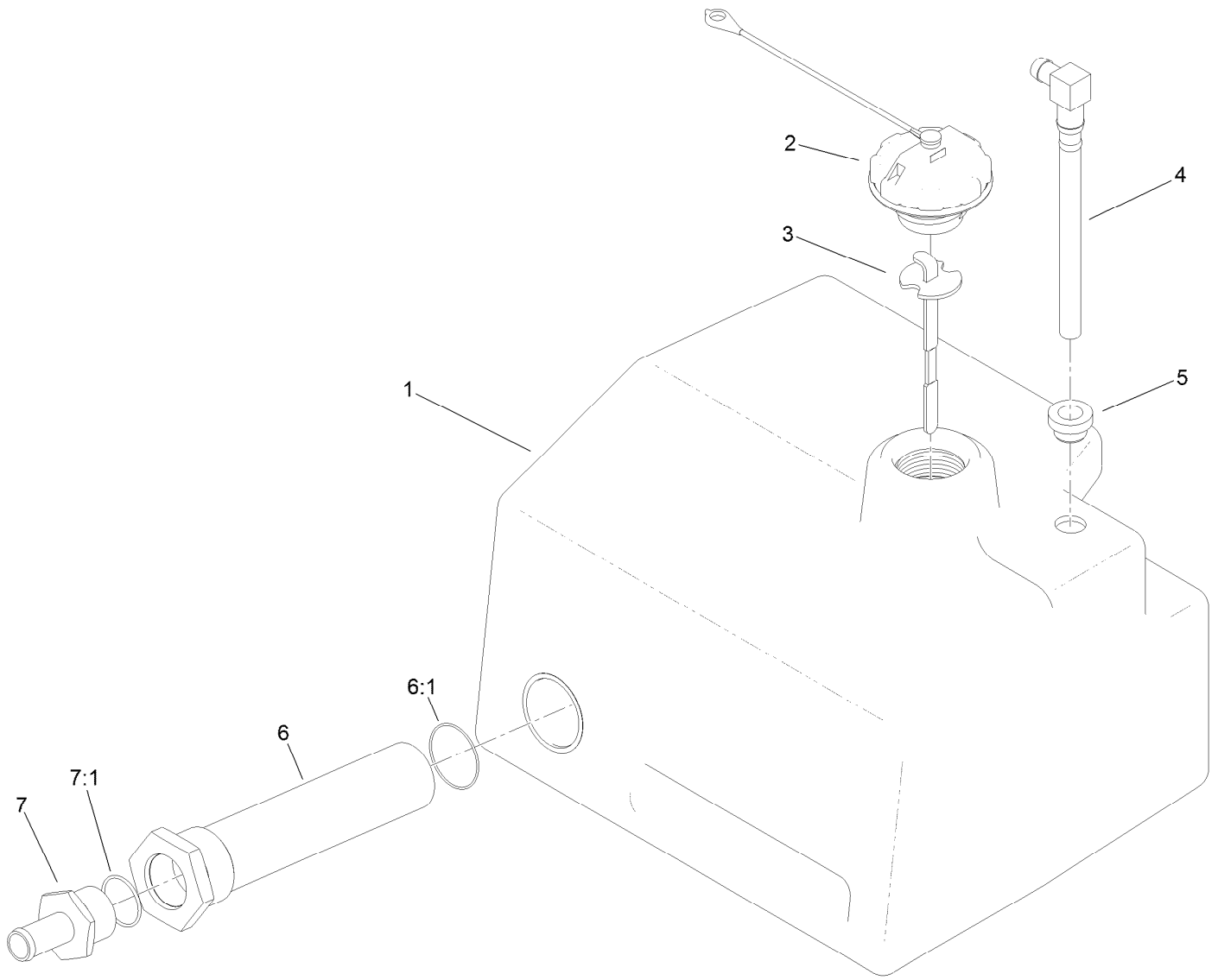
## High Flow Assembly

Ref.	Part Number	Qty.	Description	Ref.	Part Number	Qty.	Description
1	115-7787	1	Hydraulic Pump ASM	17	354-120	1	Fitting-Elbow, 90
2	114-8435	1	Tank ASM	17:1	237-79	1	O-Ring
4	87-8780	1	Head-Filter	19	105-4232	1	Switch
5	54-0110	1	Filter-Oil, Transmission	20	114-8434	1	Coupler ASM
6	3234-4	4	Screw-HHF	21	354-136	1	Fitting-STR
7	354-121	1	Fitting-STR	21:1	237-80	1	O-Ring
7:1	237-79	1	O-Ring	22	340-105	1	Fitting-Elbow, 90 DEG
8	115-2252	1	HYD Manifold ASM	22:1	237-80	1	O-Ring
10	104-7201	4	Nut-HF, NI	22:2	237-30	1	O-Ring
11	340-109	2	Fitting-Tee	23	105-4170	1	Coupler-Male
11:1	237-79	1	O-Ring	24	105-7963	1	Cap-Dust
11:2	237-30	2	O-Ring	25	115-7756	1	Decal-HYD, High Flow
12	115-2166	1	Support-Tank	26	2412-113	1	Clamp-R
13	3234-29	2	Screw-HHF	27	3256-23	2	Washer-Plain
14	104-8300	4	Nut-HF, NI	28	322-10	2	Screw-HH
15	107-4543	2	Clamp	29	321-44	2	Screw-HHF
16	133-0611	1	Cooler-Oil, HD	30	105-8513	1	Harness-Wire



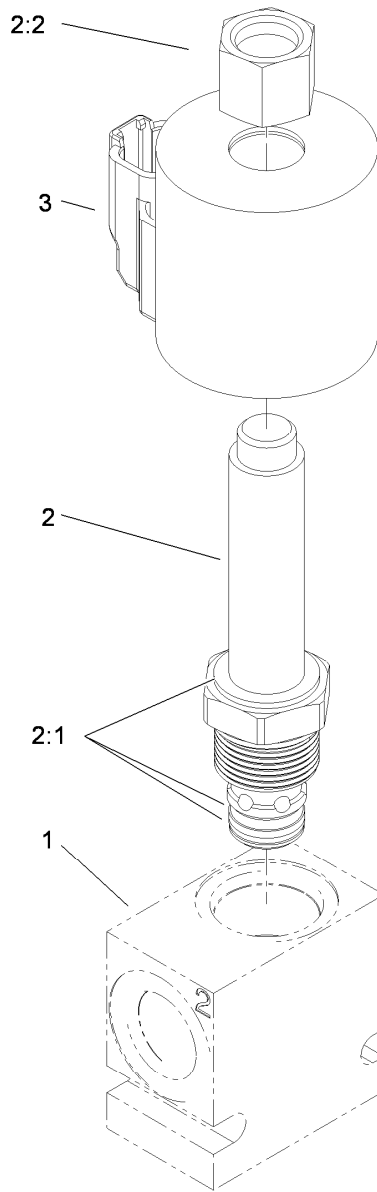
## Hydraulic Pump Assembly No. 115-7787

<i>Ref.</i>	<i>Part Number</i>	<i>Qty.</i>	<i>Description</i>
1	115-8696	1	Seal Kit
2	115-8697	1	Seal Kit
7	136-1197	1	Shaft-Drive
8	136-1198	1	Gear-Drive
26	115-7855	1	Key-Square
29	119-0653	1	Coupling-Splined



## Tank Assembly No. 114-8435

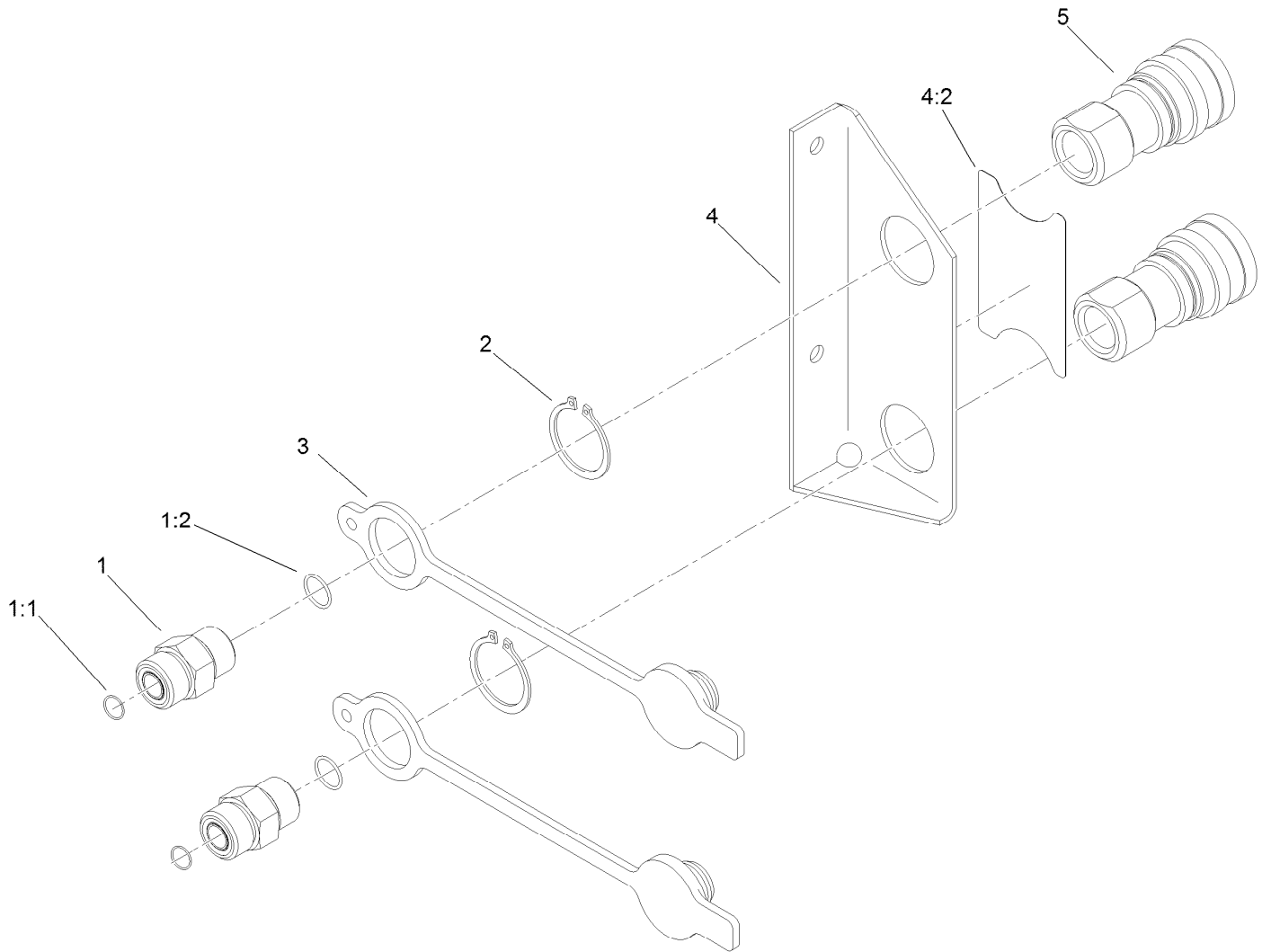
<i>Ref.</i>	<i>Part Number</i>	<i>Qty.</i>	<i>Description</i>
1	114-8364	1	Tank-HYD
2	115-7877	1	Cap-Oil, HYD
3	115-7870	1	Dipstick-Oil
4	104-0791	1	Pipe-Stand
5	104-0790	1	Bushing
6	115-2230	1	Strainer-In Tank
6:1	340-136	1	O-Ring
7	99-6932	1	Fitting-STR
7:1	237-117	1	O-Ring



## Hydraulic Manifold Assembly No. 115-2252

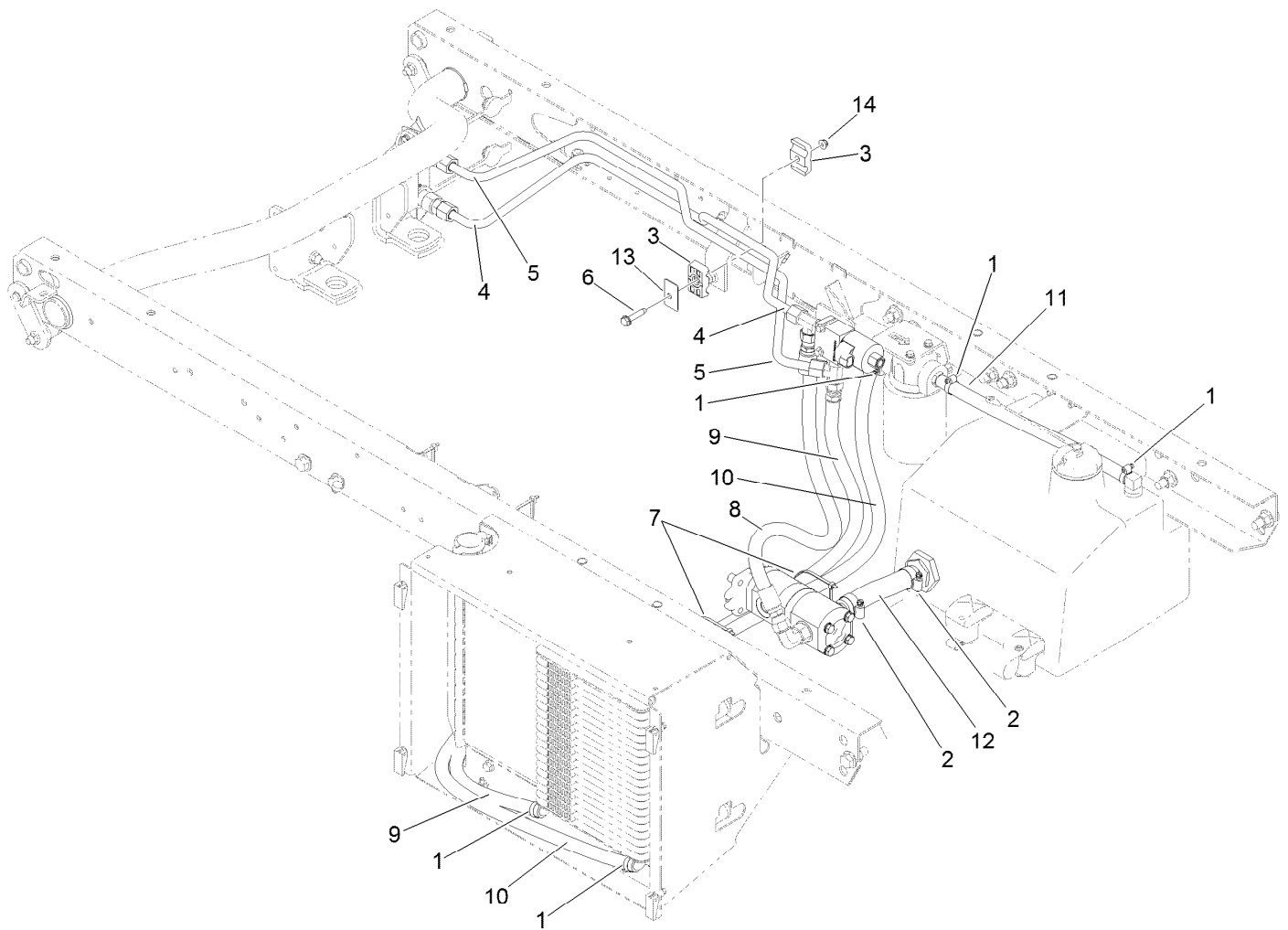
<i>Ref.</i>	<i>Part Number</i>	<i>Qty.</i>	<i>Description</i>
1		1	Housing ●
2	110-8905	1	Valve-Relief, Solenoid
2:1	110-6316	1	Seal Kit
2:2	130-8180	1	Nut-Coil (9/16-24 Unef-2B)
3	115-3021	1	Coil-12V

● Not serviced separately



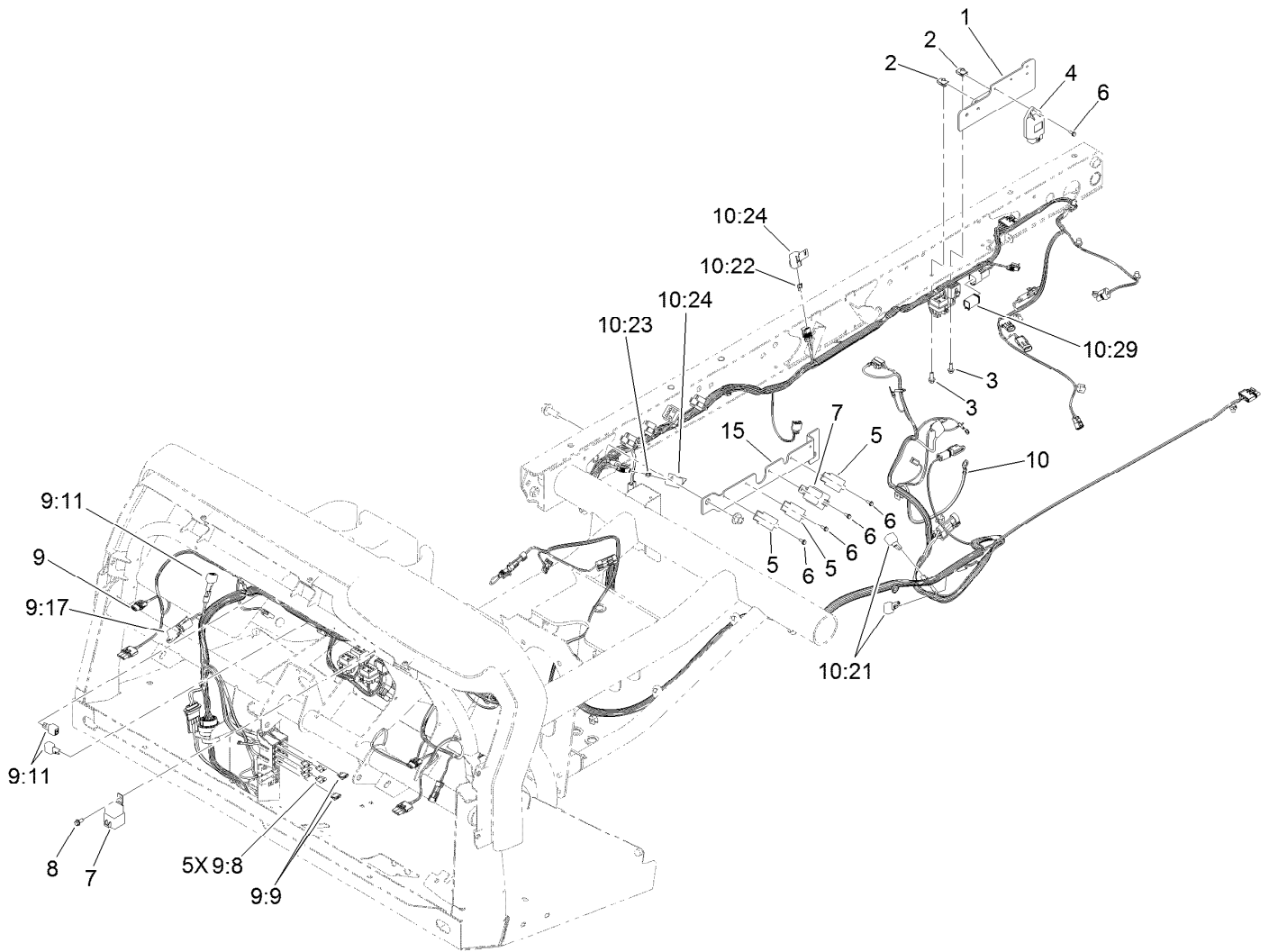
## Coupler Assembly No. 114-8434

<i>Ref.</i>	<i>Part Number</i>	<i>Qty.</i>	<i>Description</i>
1	340-4	2	Fitting-Straight
1:1	237-30	1	O-Ring
1:2	237-79	1	O-Ring
2	32120-2	2	Ring-Retaining
3	105-7962	2	Plug-Dust
4	105-7978	1	Coupler Bracket ASM
4:2	139-3341	1	Decal-Couplers, Quick
5	105-4169	2	Coupler-Female



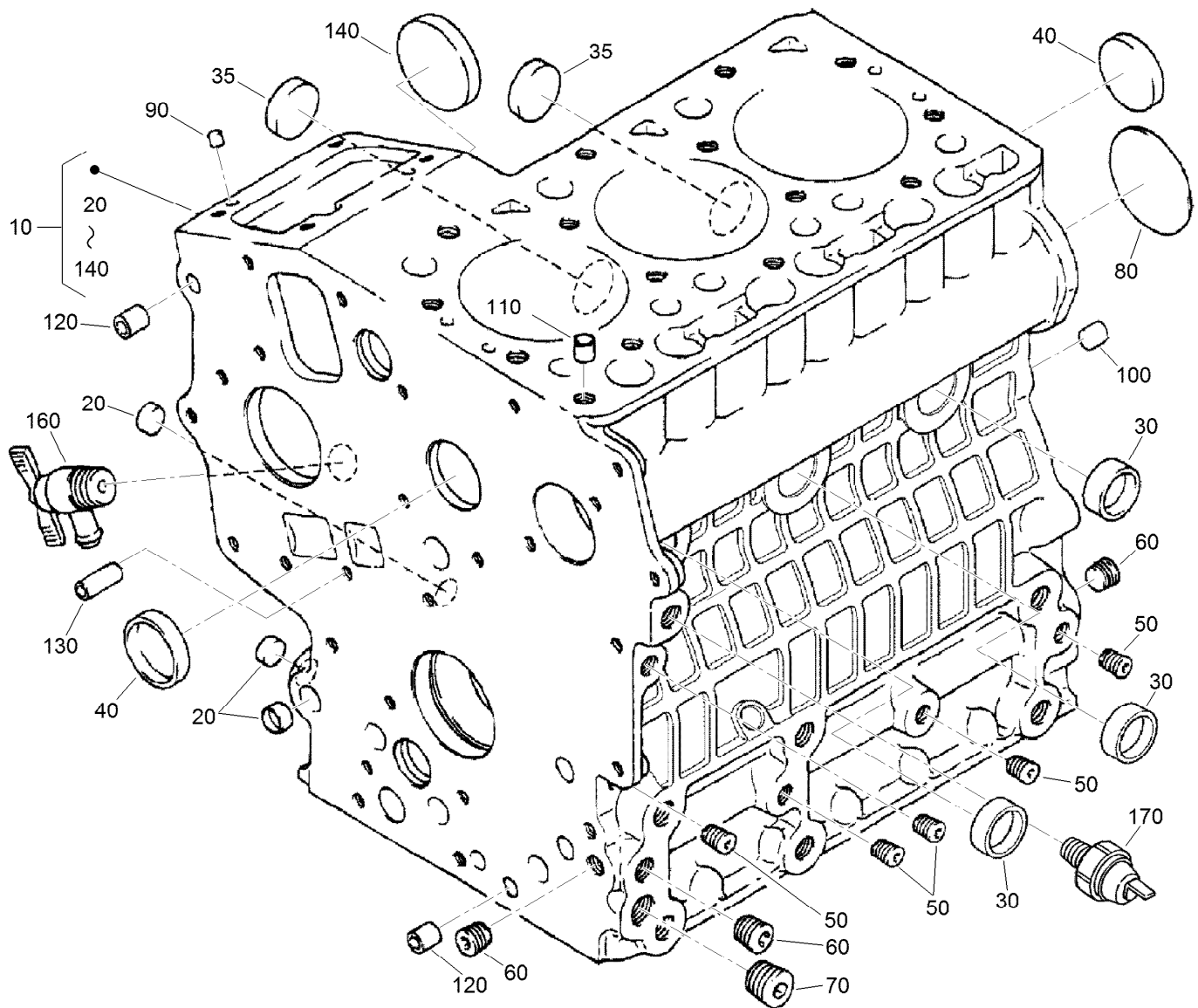
## High Flow Hose Assembly

Ref.	Part Number	Qty.	Description
1	2412-36	5	Clamp-Hose
2	2412-129	2	Clamp-Hose
3	56-7976	2	Clamp-Tube
4	115-2248	1	Tube-HYD
5	115-2249	1	Tube-HYD
6	32105-18	1	Screw-HHF
7	3290-379	2	Tie-Cable
8	114-8439	1	HYD Hose ASM
9	93-5356	1	Hose-HYD
10	114-8437	1	Hose-HYD
11	114-8438	1	Hose-HYD
12	114-8442	1	Hose-HYD
13	69-9760	1	Plate-Cover
14	104-7201	1	Nut-HF, NI



## Front and Rear Wire Harness Assembly

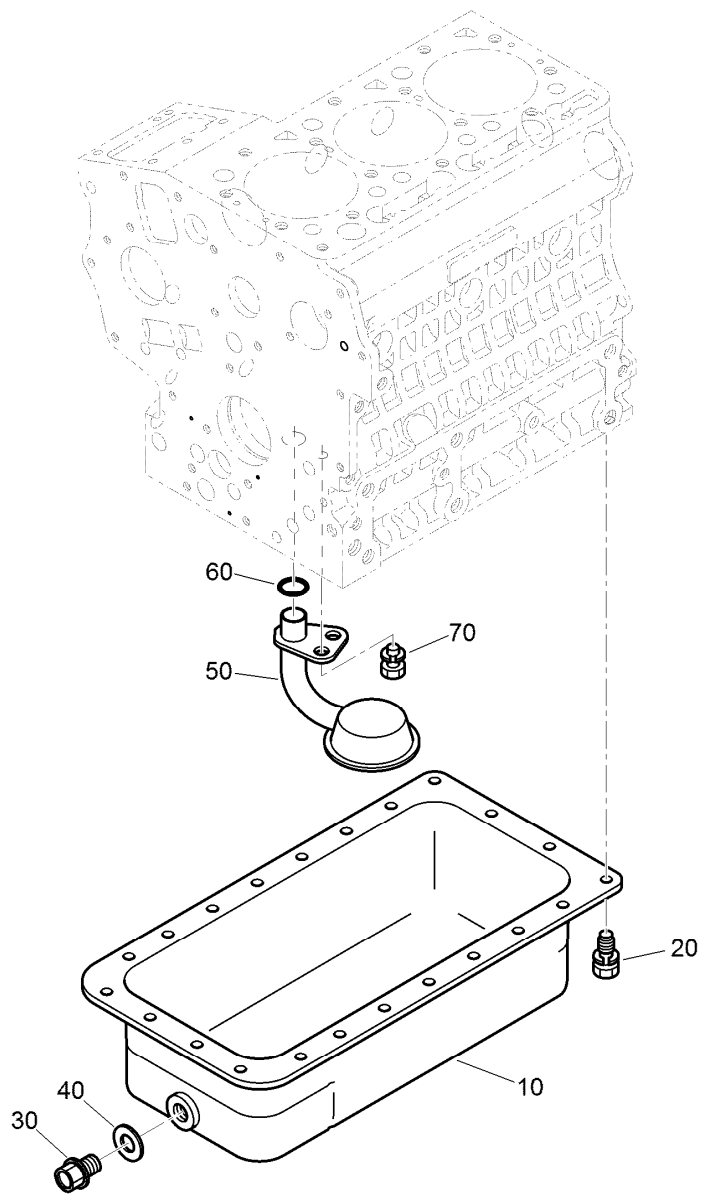
<i>Ref.</i>	<i>Part Number</i>	<i>Qty.</i>	<i>Description</i>	<i>Ref.</i>	<i>Part Number</i>	<i>Qty.</i>	<i>Description</i>
1	132-6714-03	1	Bracket-Mount, Filter	9:9	109355	2	Fuse-Blade, 15 Amp
2	107069	2	Clip	9:11	100-4918	3	Diode
3	3234-4	2	Screw-HHF	9:17	32180-156	1	Cap-Plug, 6 Way
4	98-7611	1	Controller-Glow	10	122-0901	1	Harness-Wire, Diesel (Rear)
5	99-7435	3	Relay	10:21	100-4918	2	Diode
6	32144-112	5	Screw-HWH	10:22	121-8867	1	Fuse-Mini Blade, 15 Amp
7	99-7430	2	Relay-Mini	10:23	121-8870	1	Fuse-Mini Blade, 30 Amp
8	32144-10	1	Screw-HWH	10:24	32180-101	2	Cover-Fuse, Single
9	122-1447	1	Harness-Wire, Front	10:29	122-1131	1	Capacitor-Sealed
9:8	218-578	5	Fuse-Blade, 10 Amp	15	132-6713-03	1	Bracket-Mount, Relay



## Crankcase Assembly

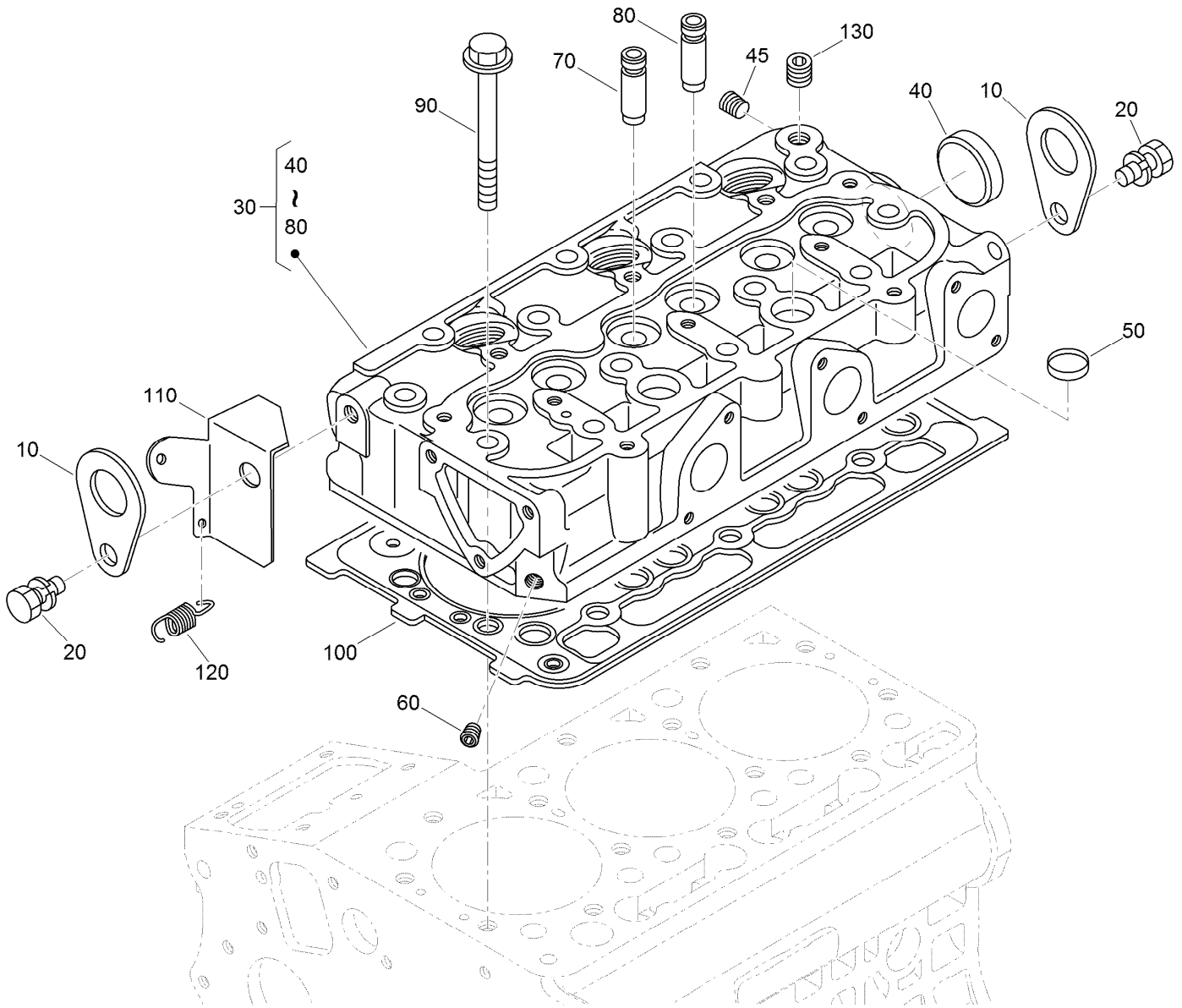
<i>Ref.</i>	<i>Part Number</i>	<i>Qty.</i>	<i>Description</i>	<i>Ref.</i>	<i>Part Number</i>	<i>Qty.</i>	<i>Description</i>
10	120-3120	1	Crankcase ASM	90	98-9375	2	Pin-Straight
20	100-2019	3	Cap-Sealing	100	98-9377	2	Pin-Straight
30	100-2020	3	Cap-Sealing	110	98-7506	1	Pin-Pipe
35	110-3702	2	Cap-Sealing	120	100-2051	2	Pin-Pipe
40	98-9398	2	Cap-Sealing	130	100-2051	2	Pin-Pipe
50	98-9687	5	Plug	140	100-1991	1	Cover-Fuel, Camshaft
60	98-7487	3	Plug	160	120-3121	1	Draincock ASM
70	98-7488	1	Plug	170	98-9416	1	Switch-Oil
80	100-1851	1	Plug-Expansion				





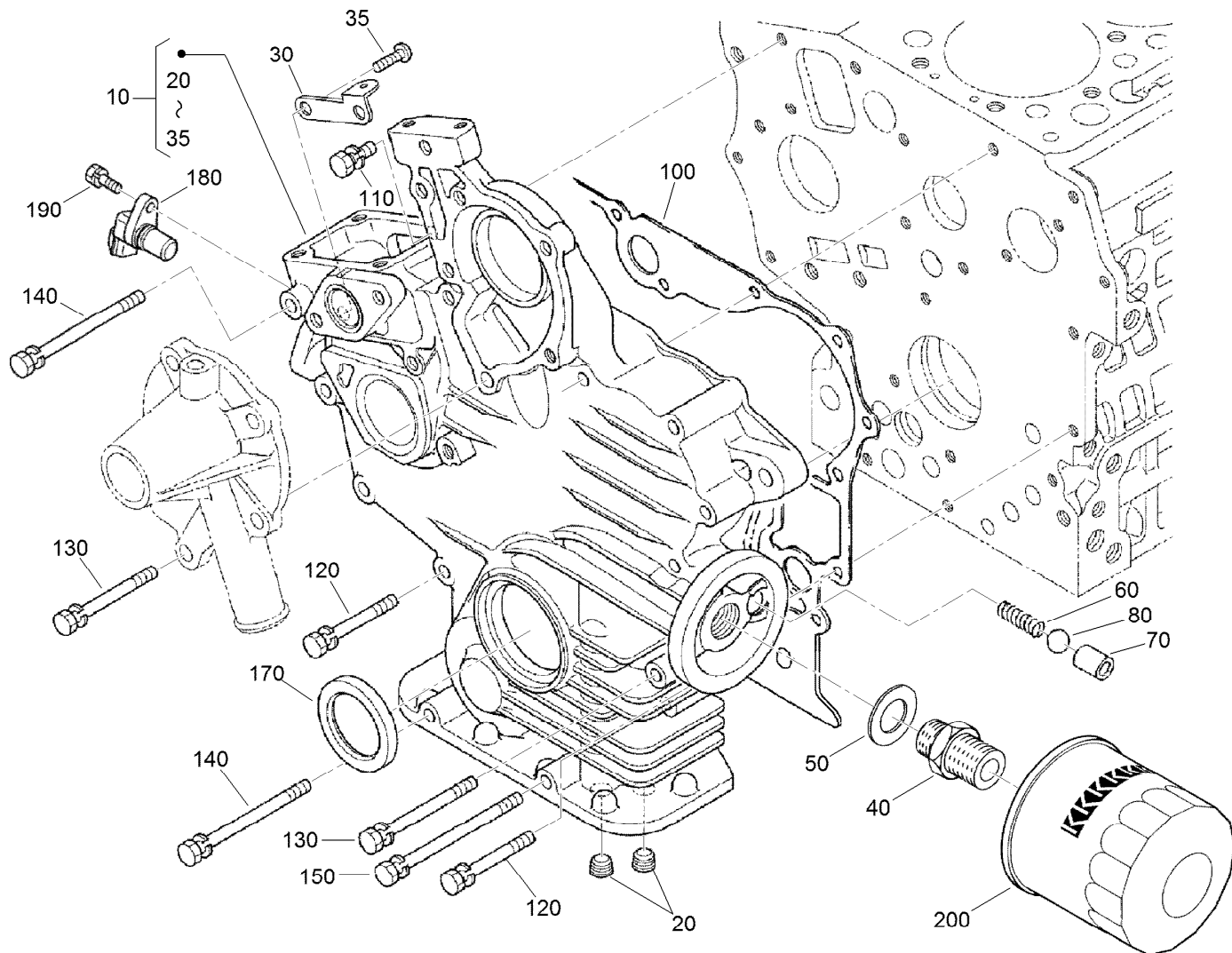
## Oil Pan Assembly

<i>Ref.</i>	<i>Part Number</i>	<i>Qty.</i>	<i>Description</i>
10	125-9056	1	Oil Pan ASM
20	98-9350	22	Bolt
30	114-8151	1	Plug-Drain
40	98-7524	1	Gasket
50	125-9052	1	Tube-Pick Up, Oil
60	105-3776	1	O-Ring
70	100-9195	1	Bolt



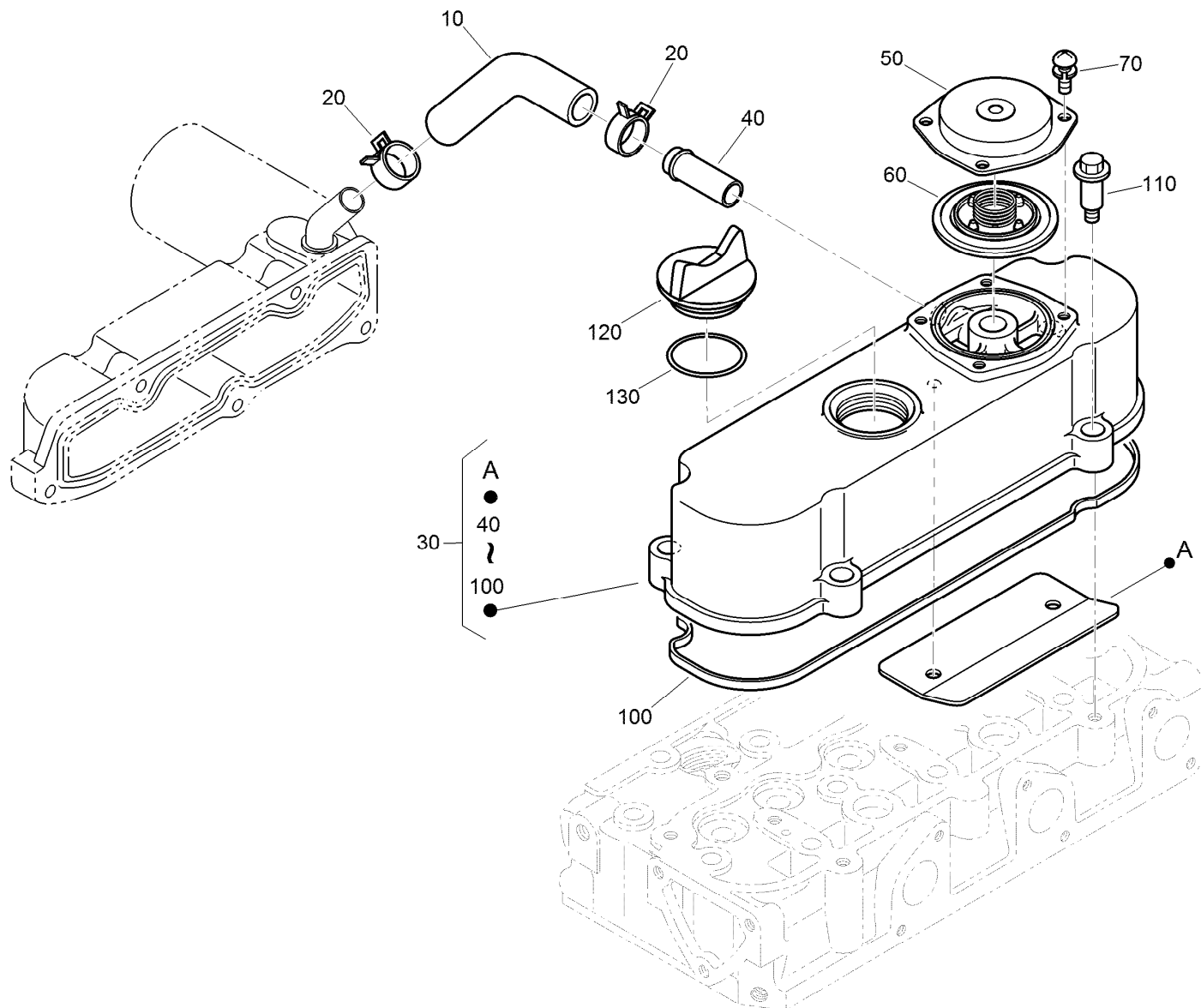
## Cylinder Head Assembly

<b>Ref.</b>	<b>Part Number</b>	<b>Qty.</b>	<b>Description</b>
10	98-7531	2	Hook-Engine
20	98-7526	2	Bolt
30	130-1533	1	Cylinder Head ASM
40	105-3705	1	Cap-Sealing
45	125-9062	1	Plug
50	98-9389	2	Cap-Sealing
60	98-9687	1	Plug
70	100-1882	3	Guide-Valve, Inlet
80	100-1883	3	Guide-Valve, Exhaust
90	100-1820	14	Bolt-Head, Cylinder
100	112-2520	1	Gasket-Head, Cylinder
110	121-3810	1	Stay
120	121-3820	1	Spring-Return
130	98-9444	1	Plug



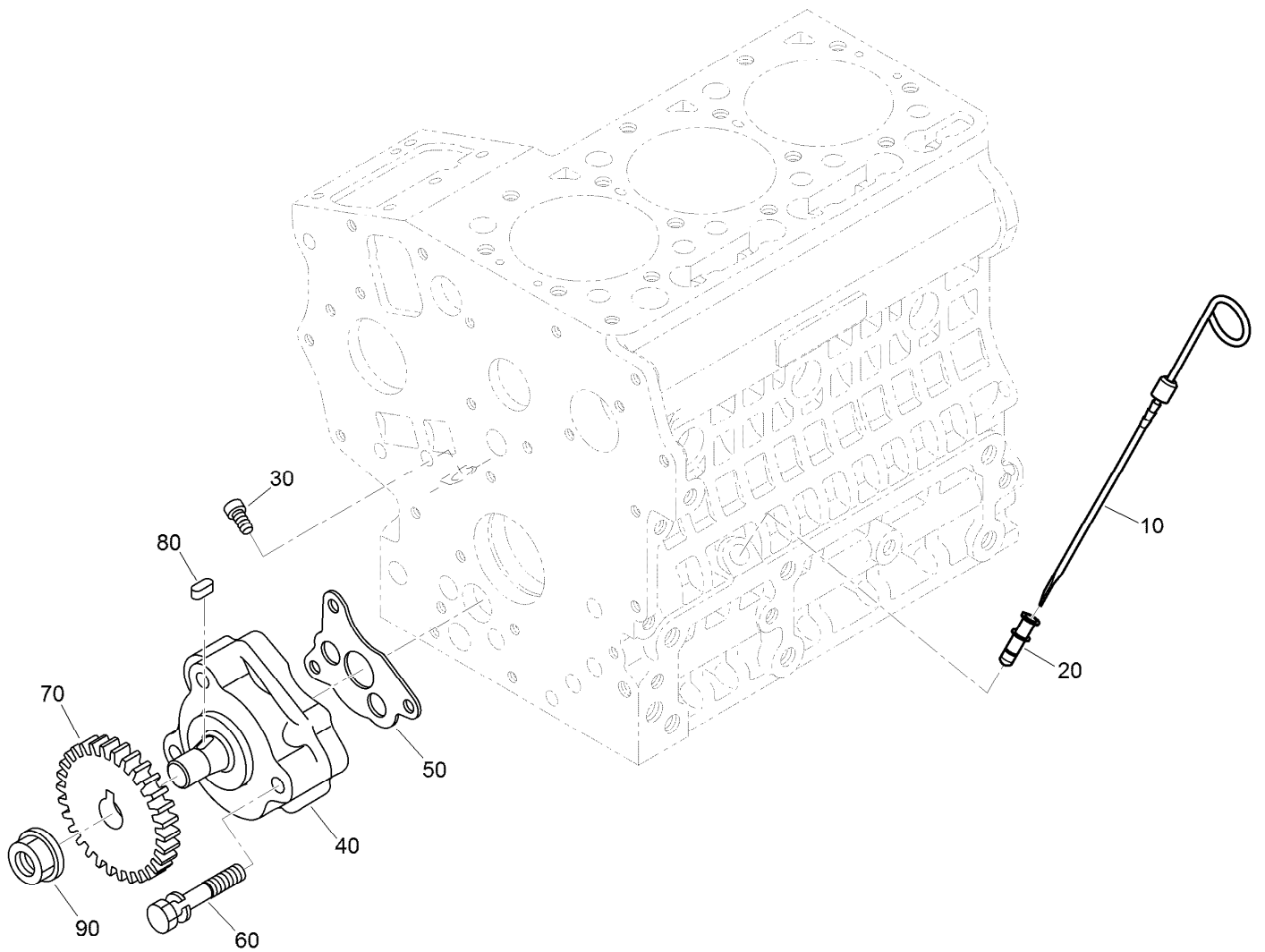
## Gear Case and Oil Filter Cartridge Assembly

<i>Ref.</i>	<i>Part Number</i>	<i>Qty.</i>	<i>Description</i>	<i>Ref.</i>	<i>Part Number</i>	<i>Qty.</i>	<i>Description</i>
10	125-9057	1	Gear Case ASM	110	127-0403	1	Bolt-Flange
20	98-7488	2	Plug	120	125-9063	9	Bolt-Sems
30	110-3708	1	Stay-Spring, Start	130	100-1922	2	Bolt
35	100-2040	2	Screw	140	98-9357	2	Bolt
40	98-9388	1	Joint-Pipe	150	110-3710	1	Bolt
50	100-1926	1	Washer-Plain	170	120-7852	1	Seal-Oil
60	100-2004	1	Spring	180	125-9058	1	Sensor-Revolution
70	100-1894	1	Seat-Valve	190	98-7692	1	Bolt
80	100-1792	1	Ball	200	115-8189	1	Filter-Oil, Engine
100	117-0327	1	Gasket-Case, Gear				



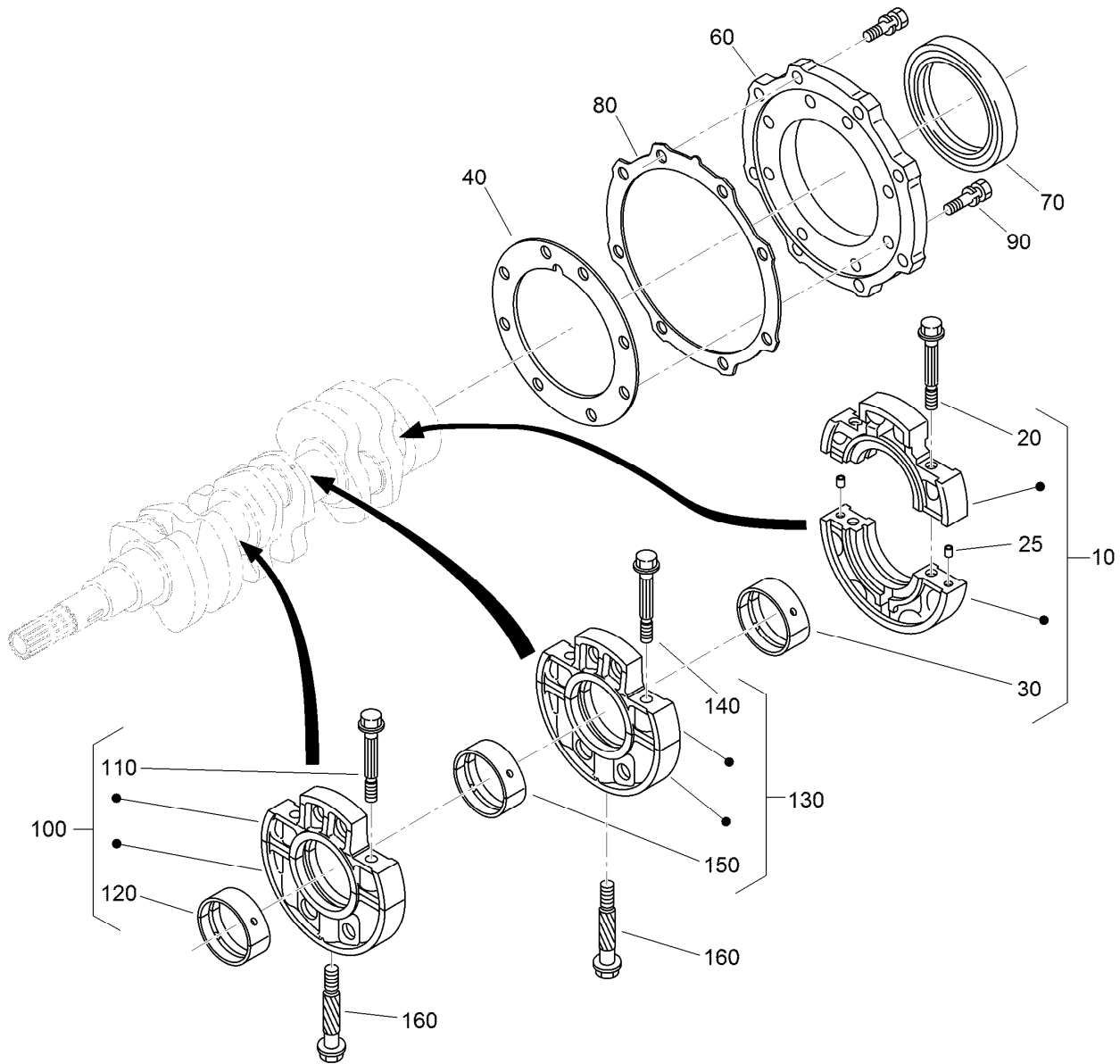
## Cylinder Head Cover Assembly

Ref.	Part Number	Qty.	Description
10	120-3139	1	Tube-Breather
20	110-3712	2	Clamp-Hose
30	112-8332	1	Cylinder Head Cover ASM
40	98-9580	1	Pipe-Return, Water
50	110-3714	1	Cover-Breather
60	110-3715	1	Valve-Breather
70	98-9364	4	Screw (With Washer)
100	112-2521	1	Gasket-Cover, Head
110	108-7063	4	Bolt
120	107-9075	1	Plug-Filler, Oil
130	99-3446	1	O-Ring



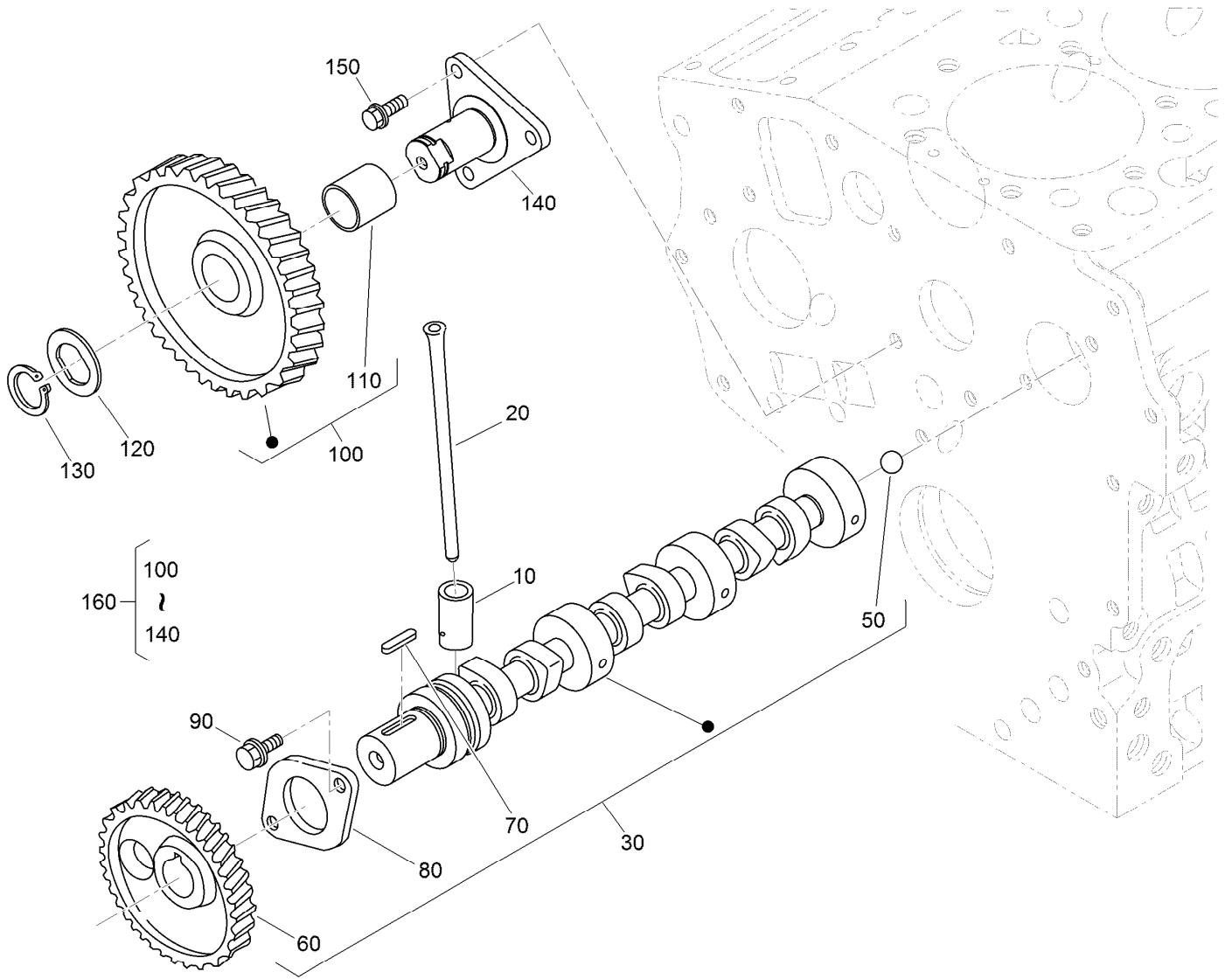
## Oil Pump and Dipstick Assembly

Ref.	Part Number	Qty.	Description
10	110-3719	1	Gauge-Oil
20	105-4580	1	Guide-Gauge, Oil
30	110-3720	1	Plug-Gauge, Oil
40	100-2002	1	Oil Pump ASM
50	100-2003	1	Gasket-Pump, Oil
60	100-1923	3	Bolt
70	130-1419	1	Gear-Drive, Oil Pump
80	98-7658	1	Key-Feather
90	100-1779	1	Nut-Flange



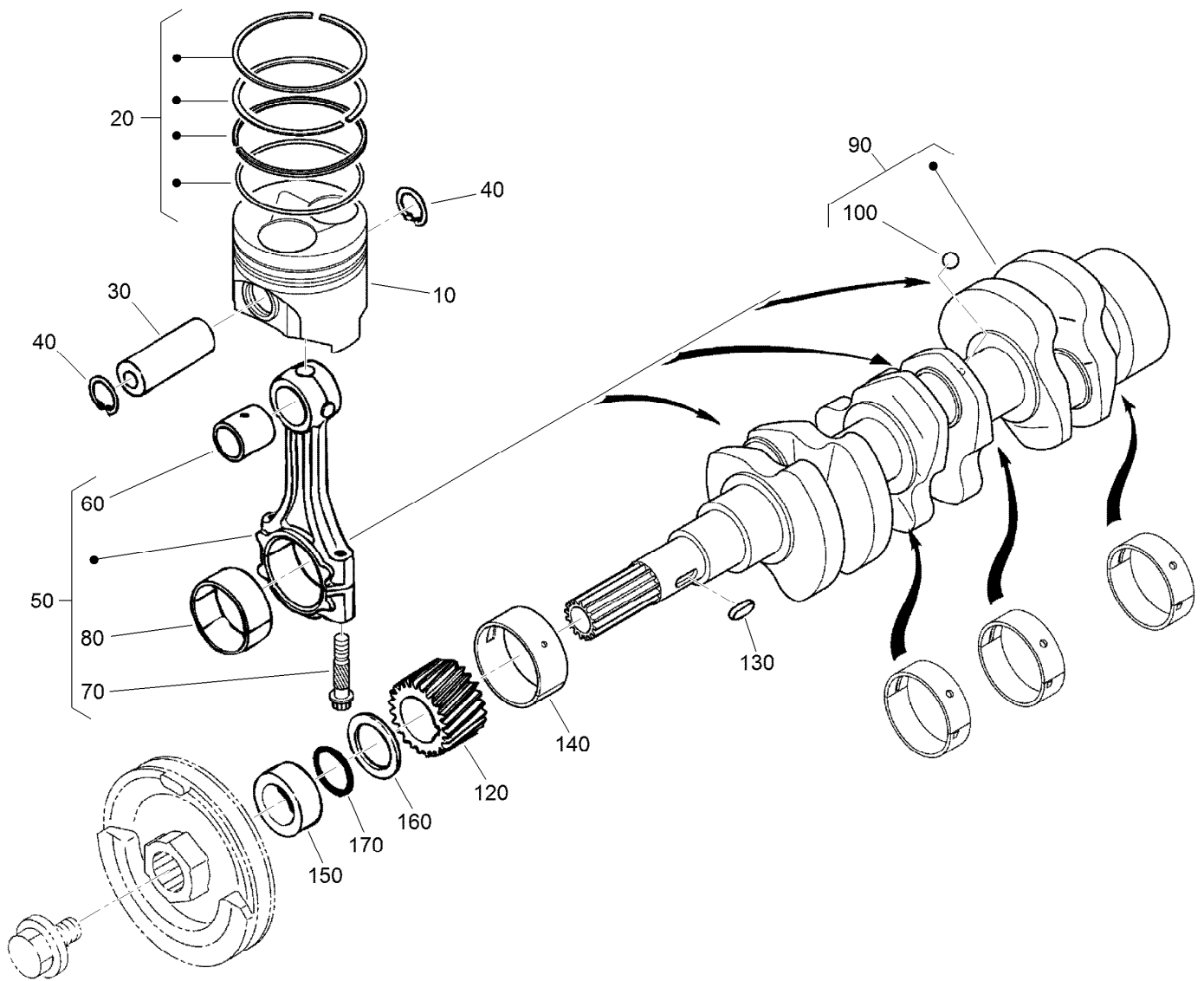
## Main Bearing Case Assembly

Ref.	Part Number	Qty.	Description	Ref.	Part Number	Qty.	Description
10	125-9064	1	Wheel Bearing Case ASM	120	110-3741	1	Crankshaft Metal ASM (STD)
20	125-9065	2	Bolt-Flange	120	125-9083	1	Crankshaft Metal ASM (-0.20Mm)
25	125-9082	2	Pin-Straight	120	110-3743	1	Crankshaft Metal ASM (-0.40Mm)
30	125-9066	1	Crankshaft Metal ASM (STD)	130	125-9069	1	Main Case Bearing ASM
30	125-9067	1	Crankshaft Metal ASM (-0.20Mm)	140	110-3723	2	Bolt-Case, Bearing
30	125-9068	1	Crankshaft Metal ASM (-0.40Mm)	150	110-3741	1	Crankshaft Metal ASM (STD)
40	117-0304	1	Gasket-Case, Bearing	150	125-9083	1	Crankshaft Metal ASM (-0.20Mm)
60	112-8334	1	Cover-Case, Bearing	150	110-3743	1	Crankshaft Metal ASM (-0.40Mm)
70	110-3724	1	Seal-Oil	160	100-1874	2	Bolt-Case, Bearing
80	100-1876	1	Gasket-Cover, Case				
90	100-1750	16	Bolt				
100	110-3725	1	Main Bearing Case ASM				
110	110-3723	2	Bolt-Case, Bearing				



## Camshaft and Idle Gear Shaft Assembly

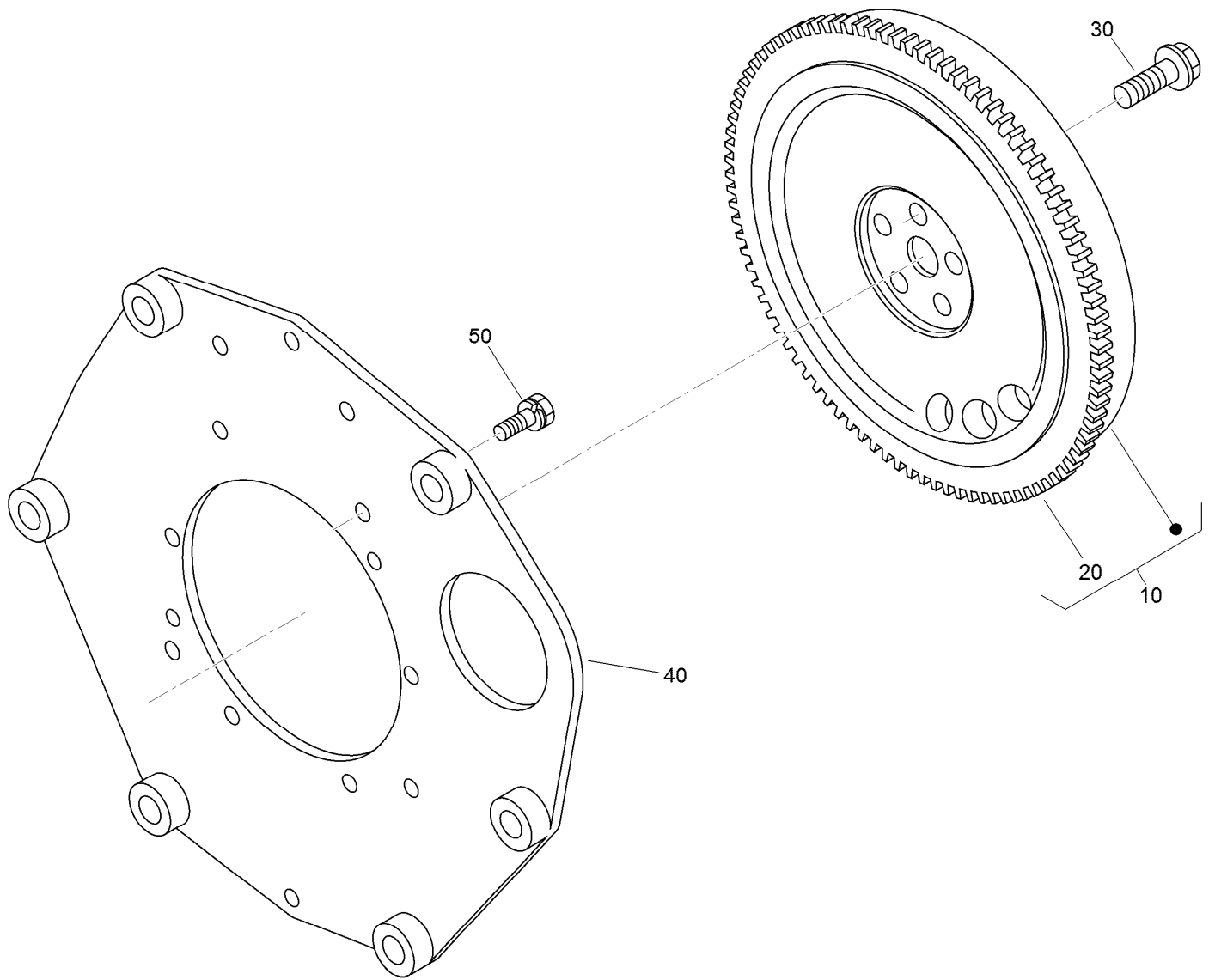
Ref.	Part Number	Qty.	Description
10	110-3727	6	Tappet
20	100-1989	6	Rod-Push
30	117-0305	1	Camshaft ASM
50	110-3729	1	Ball
60	130-1534	1	Gear-Cam
70	98-9378	1	Key-Feather
80	100-1887	1	Stopper-Camshaft
90	98-9350	2	Bolt
100	121-2421	1	Idle Gear ASM
110	121-2422	1	Bushing
120	100-1970	1	Collar-Gear, Idle
130	100-1969	1	Ring-Snap
140	100-1967	1	Shaft-Gear, Idle
150	100-1774	3	Bolt-Flange
160	100-2240	1	Idle Gear ASM



## Piston and Crankshaft Assembly

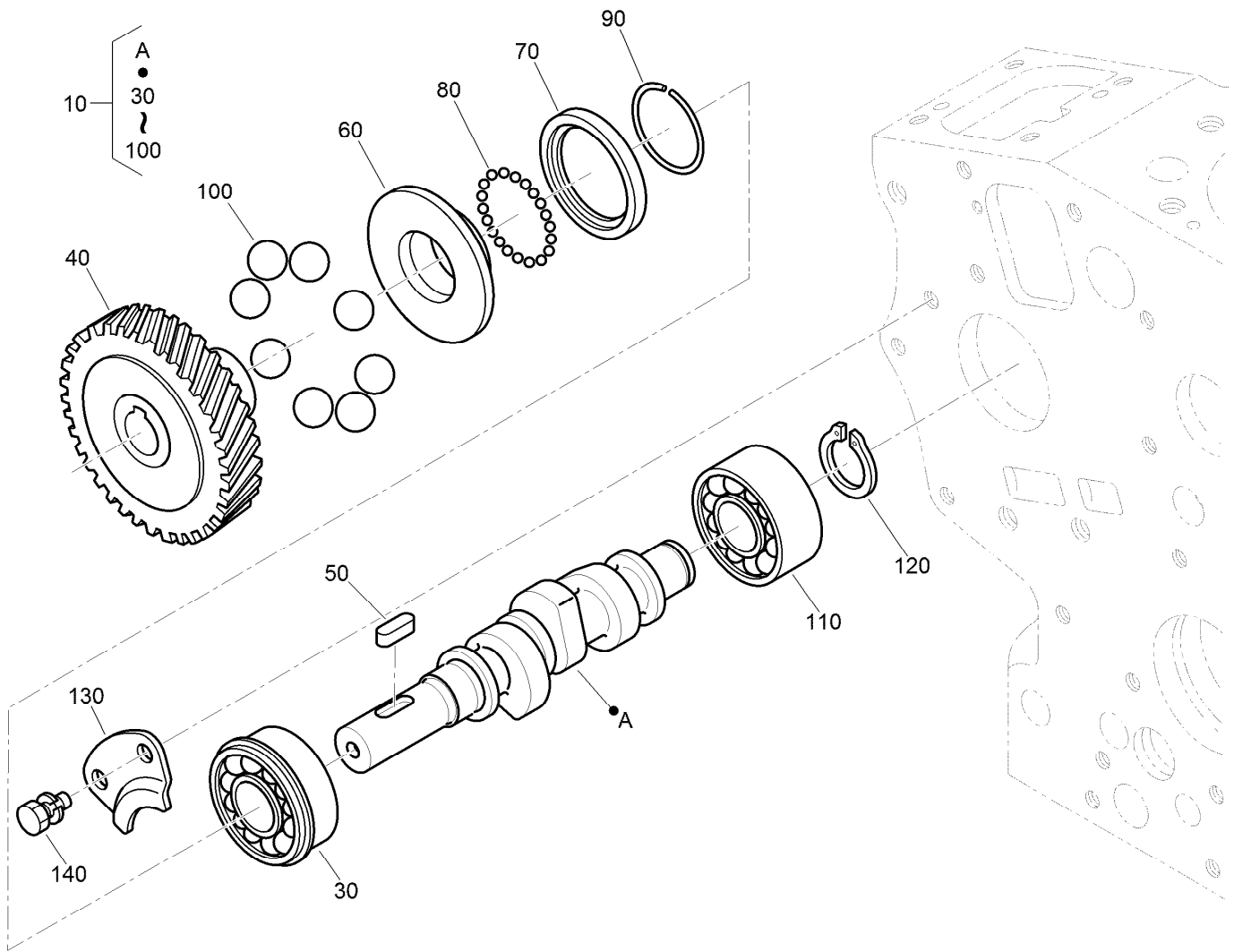
<i>Ref.</i>	<i>Part Number</i>	<i>Qty.</i>	<i>Description</i>	<i>Ref.</i>	<i>Part Number</i>	<i>Qty.</i>	<i>Description</i>
10	130-1537	3	Piston	80	121-2420	3	Metal-Crankpin (-.40MM)
10	130-1540	3	Piston	90	117-0308	1	Crankshaft
20	130-1535	3	Piston Ring ASM	100	100-1791	3	Ball
20	130-1536	3	Piston Ring ASM	120	100-1891	1	Gear-Crankshaft
30	110-3734	3	Pin-Piston	130	100-1752	1	Key-Feather
40	100-1835	6	Circlip-Internal	140	110-3738	1	Metal-Crankshaft (STD)
50	125-9070	3	Connecting Rod ASM	140	121-2424	1	Metal-Crankshaft (-.20MM)
60	110-3736	3	Bushing-Pin, Piston	140	121-2425	1	Metal-Crankshaft (-.40MM)
70	100-1999	6	Bolt-Rod, Connecting	150	100-1890	1	Collar-Crankshaft
80	100-2000	6	Metal-Crankpin (STD)	160	100-1974	1	Slinger-Oil
80	121-3849	3	Metal-Crankpin (-.20MM)	170	100-2209	1	O-Ring





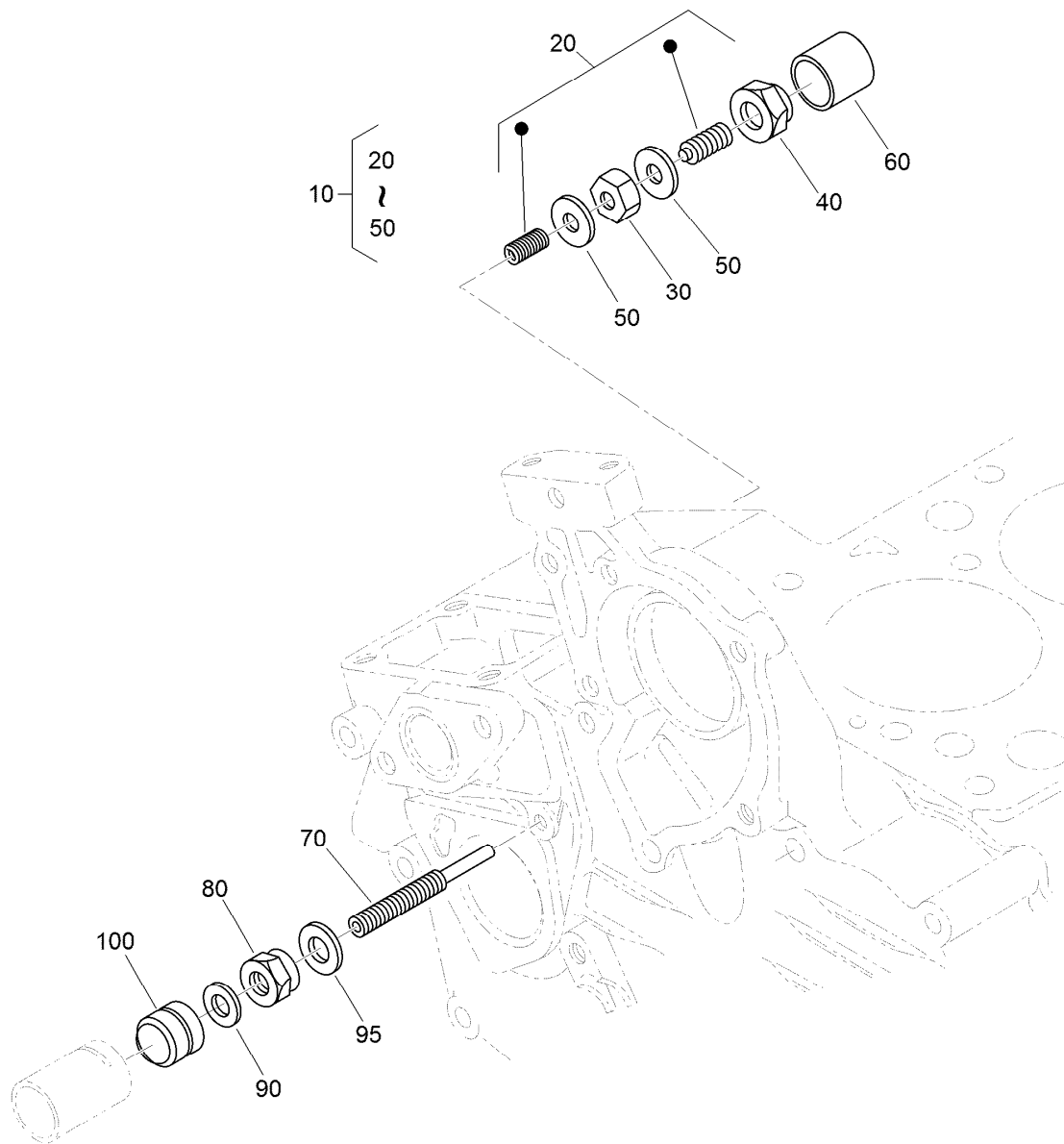
## Flywheel Assembly

<i>Ref.</i>	<i>Part Number</i>	<i>Qty.</i>	<i>Description</i>
10	125-9054	1	Flywheel ASM
20	105-3722	1	Gear-Ring
30	125-9051	5	Bolt-Flywheel
40	125-9053	1	Plate-Rear End
50	110-3754	10	Bolt



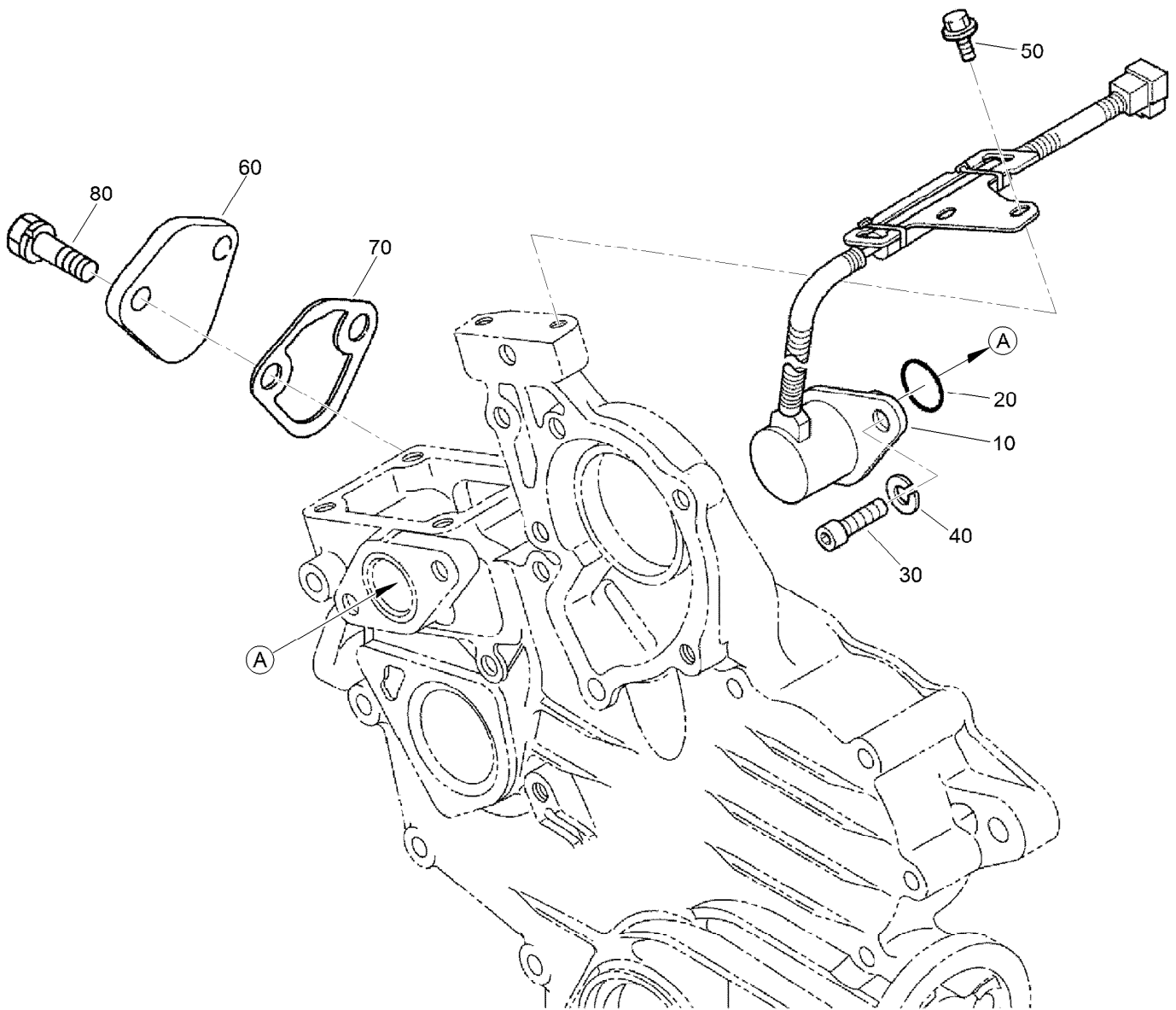
## Fuel Camshaft Assembly

Ref.	Part Number	Qty.	Description
10	125-9075	1	Fuel Camshaft ASM
30	100-1795	1	Bearing-Ball
40	100-2006	1	Gear-Pump, Injection
50	100-1752	1	Key-Feather
60	112-8336	1	Sleeve-Governor
70	100-1904	1	Case-Ball, Governor
80	100-1790	32	Ball
90	100-1843	1	Circ-Clip
100	100-1793	8	Ball
110	110-3757	1	Bearing-Ball
120	100-1784	1	Circ-Clip, External
130	100-1888	1	Stopper-Fuel, Camshaft
140	98-9350	2	Bolt



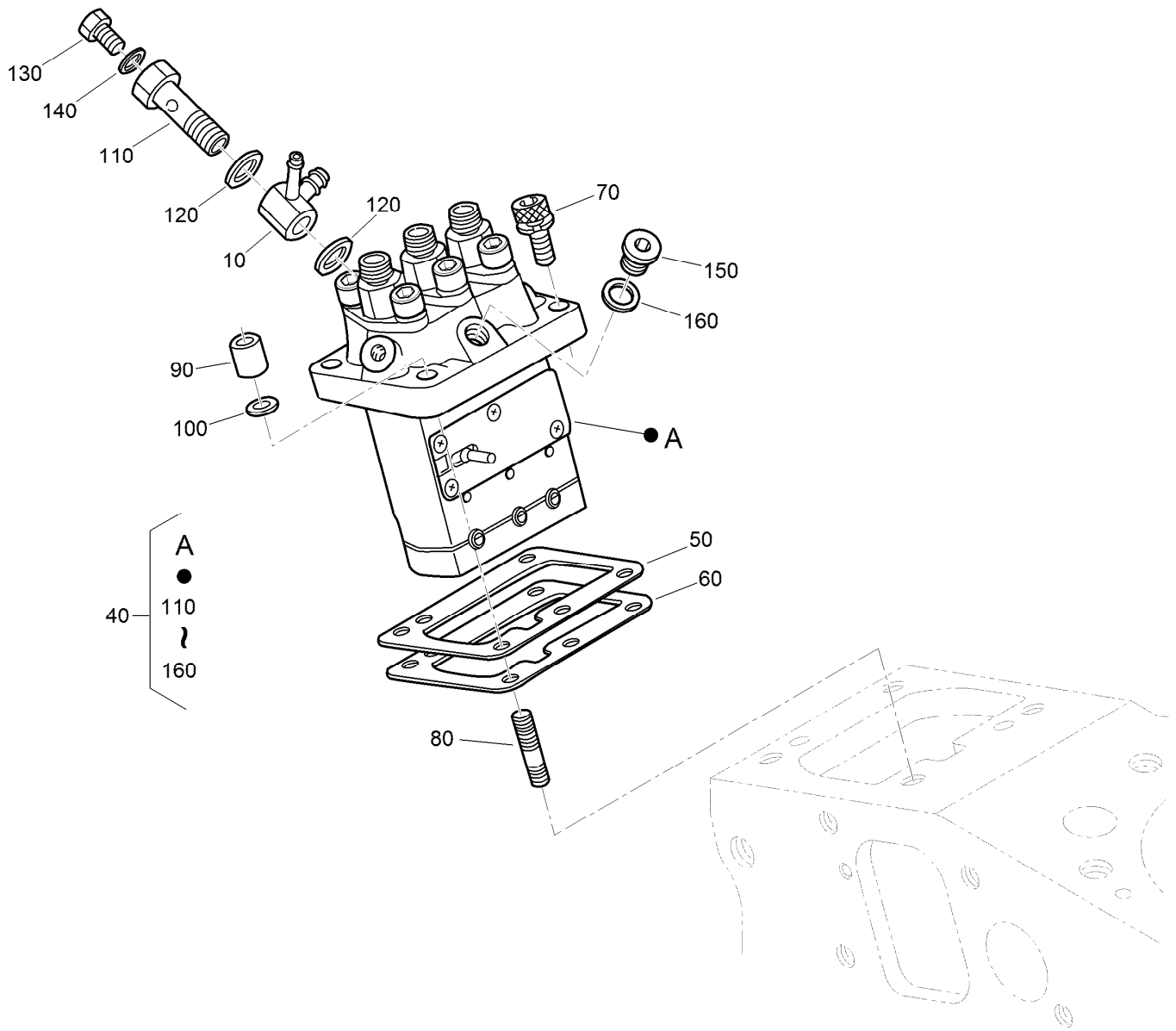
## Idle Apparatus Assembly

<i>Ref.</i>	<i>Part Number</i>	<i>Qty.</i>	<i>Description</i>
10	100-1898	1	Idle Apparatus ASM
20	100-1899	1	Adjusting Bolt ASM
30	100-1846	1	Nut
40	100-1901	1	Nut-Cap
50	98-7428	2	Gasket
60	100-1902	1	Cap
70	110-3758	1	Bolt-Adjusting
80	100-2175	1	Nut-Lock
90	98-7654	1	Gasket
95	107-9081	1	Gasket
100	99-8387	1	Nut-Cap



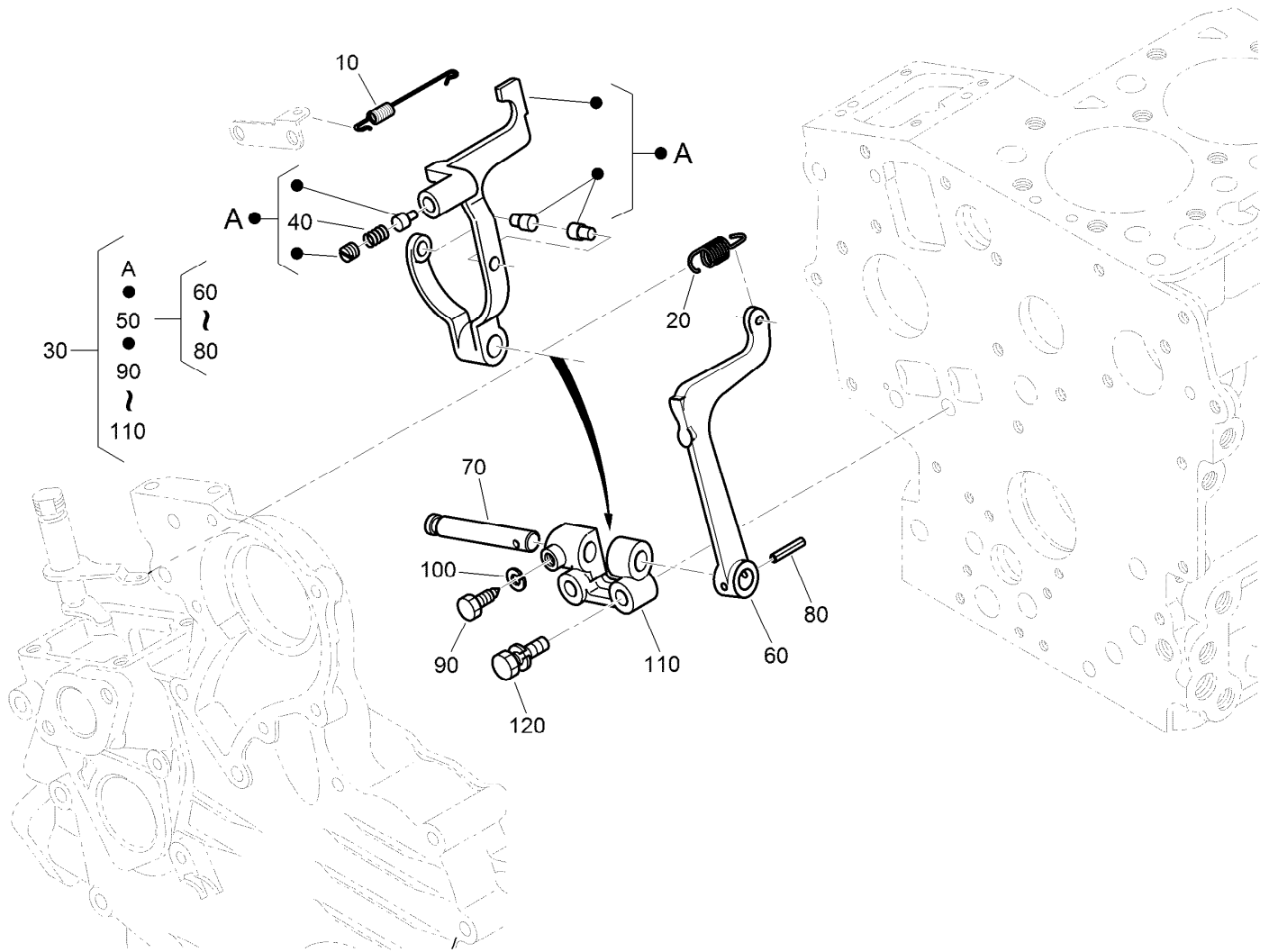
## Stop Solenoid and Fuel Pump Cover Assembly

Ref.	Part Number	Qty.	Description
10	117-2719	1	Solenoid Stop ASM
20	110-3762	1	O-Ring
30	110-3763	2	Bolt-HSH
40	98-7699	1	Washer-Spring
50	100-1774	2	Bolt-Flange
60	99-3514	1	Cover
70	98-9636	1	Gasket-Pump, Fuel
80	98-7692	2	Bolt



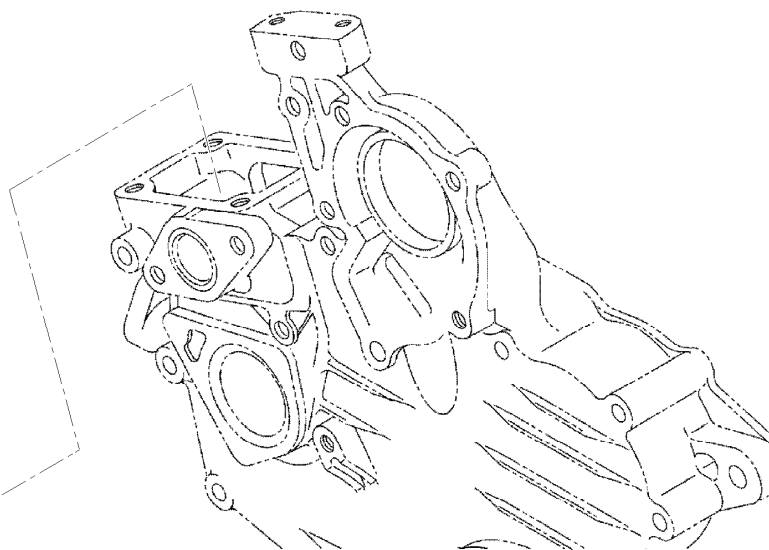
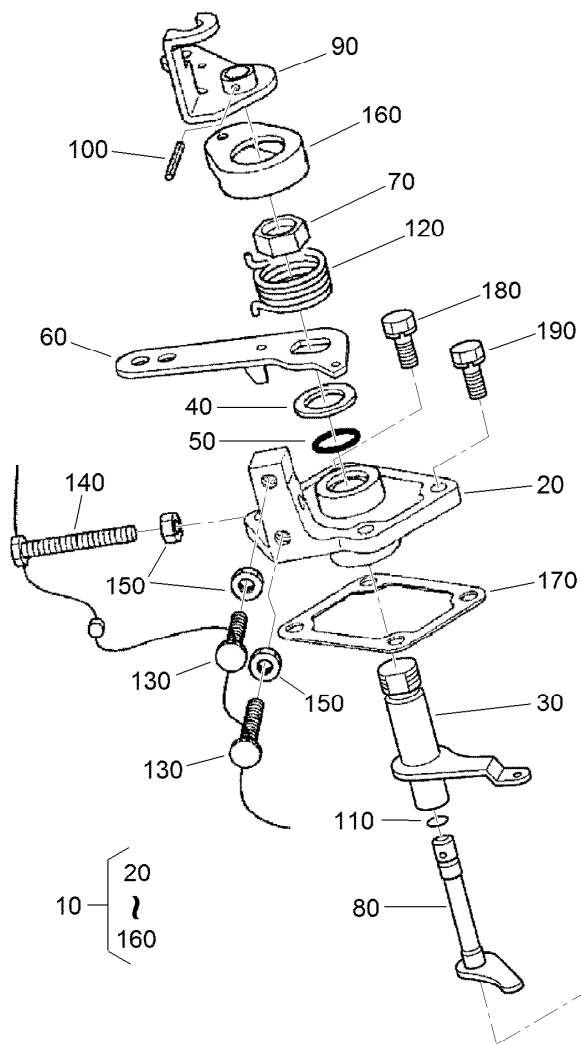
## Injection Pump Assembly

<i>Ref.</i>	<i>Part Number</i>	<i>Qty.</i>	<i>Description</i>	<i>Ref.</i>	<i>Part Number</i>	<i>Qty.</i>	<i>Description</i>
10	110-3764	1	Joint	90	98-9440	2	Nut-Cap
40	110-3765	1	Injection Pump ASM	100	98-7699	2	Washer-Spring
50	115-3045	1	Shim-Injection (0.175MM)	110	100-1896	1	Screw-Hollow
50	98-9456	1	Shim-Injection (0.20MM)	120	98-9445	2	Gasket
50	98-9457	1	Shim-Injection (0.25MM)	130	98-9430	1	Screw
60	98-9458	1	Shim-Injection (0.30MM)	140	98-9446	1	Gasket
60	115-3046	1	Shim-Injection (0.35MM)	150	98-9466	1	Plug
70	117-7564	2	Bolt-Hex Soc HD	160	98-9451	1	Gasket
80	98-9438	2	Stud				



## Governor Assembly

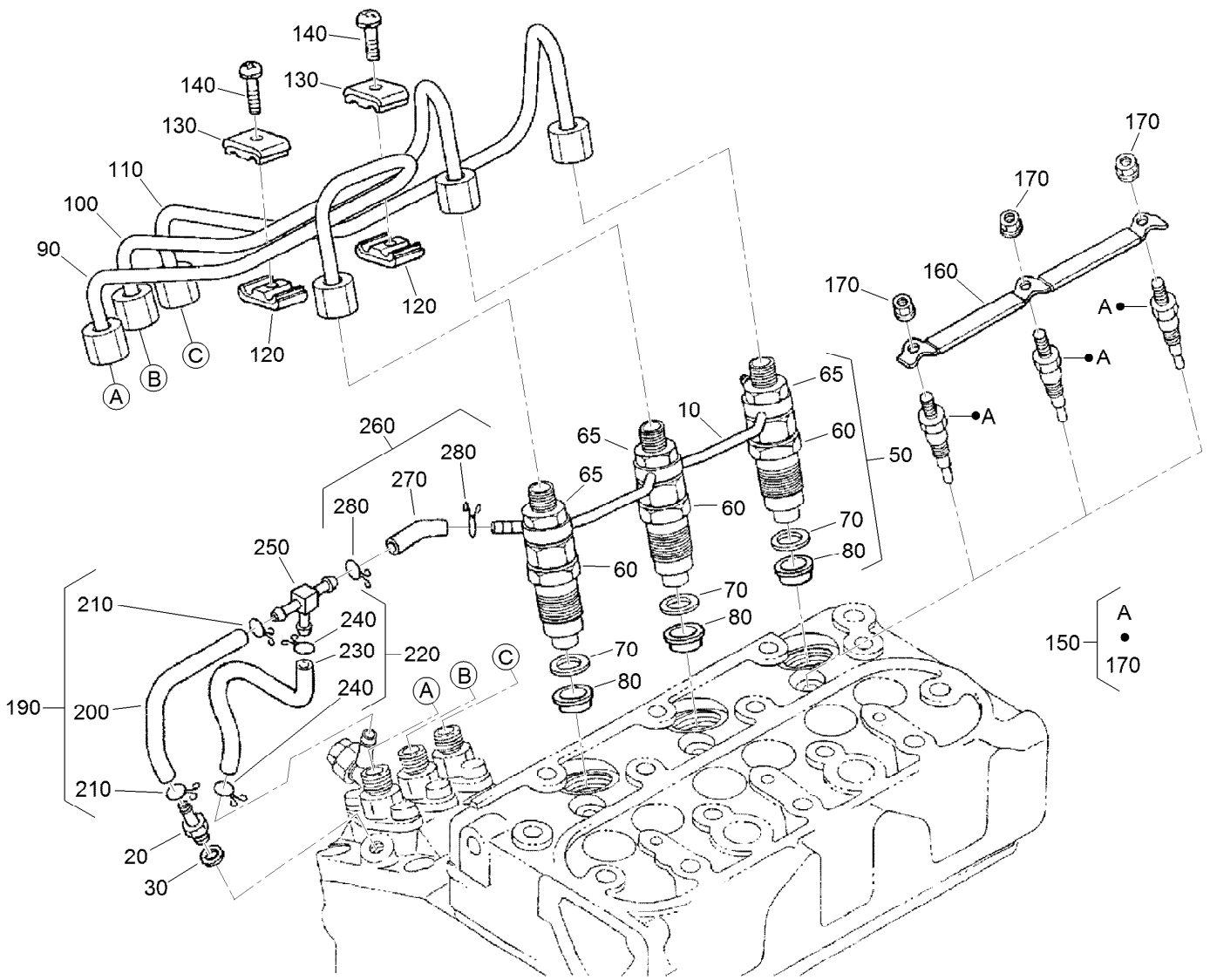
Ref.	Part Number	Qty.	Description
10	110-3766	1	Spring-Start
20	110-3767	1	Spring-Governor
30	130-1368	1	Fork Lever ASM
40	117-0313	1	Spring
50	100-1905	1	Fork Lever ASM
60	100-1907	1	Lever-Fork
70	100-1908	1	Shaft-Lever, Fork
80	100-1751	1	Pin-Spring
90	100-1845	1	Bolt
100	127-0408	1	Washer-Lock, Spring
110	100-1909	1	Holder-Lever, Fork
120	100-1763	2	Bolt



## Speed Control Plate Assembly

Ref.	Part Number	Qty.	Description
10	110-3769	1	Speed Control Plate ASM
20	110-3770	1	Plate-Control, Speed
30	110-3771	1	Lever-Governor
40	110-3772	1	Collar
50	100-2208	1	O-Ring
60	110-3773	1	Lever-Control, Speed
70	110-3774	1	Nut-Control, Speed
80	110-3775	1	Shaft-Lever
90	110-3776	1	Lever-Stop, Engine
100	110-3777	1	Pin-Spring

Ref.	Part Number	Qty.	Description
110	100-2207	1	O-Ring
120	110-3778	1	Spring-Return
130	120-3133	2	Screw-Stopper
140	120-3134	1	Bolt
150	98-7572	3	Nut
160	110-3779	1	Cap
170	100-1962	1	Gasket-Plate, Control
180	127-0403	2	Bolt-Flange
190	112-2507	2	Bolt

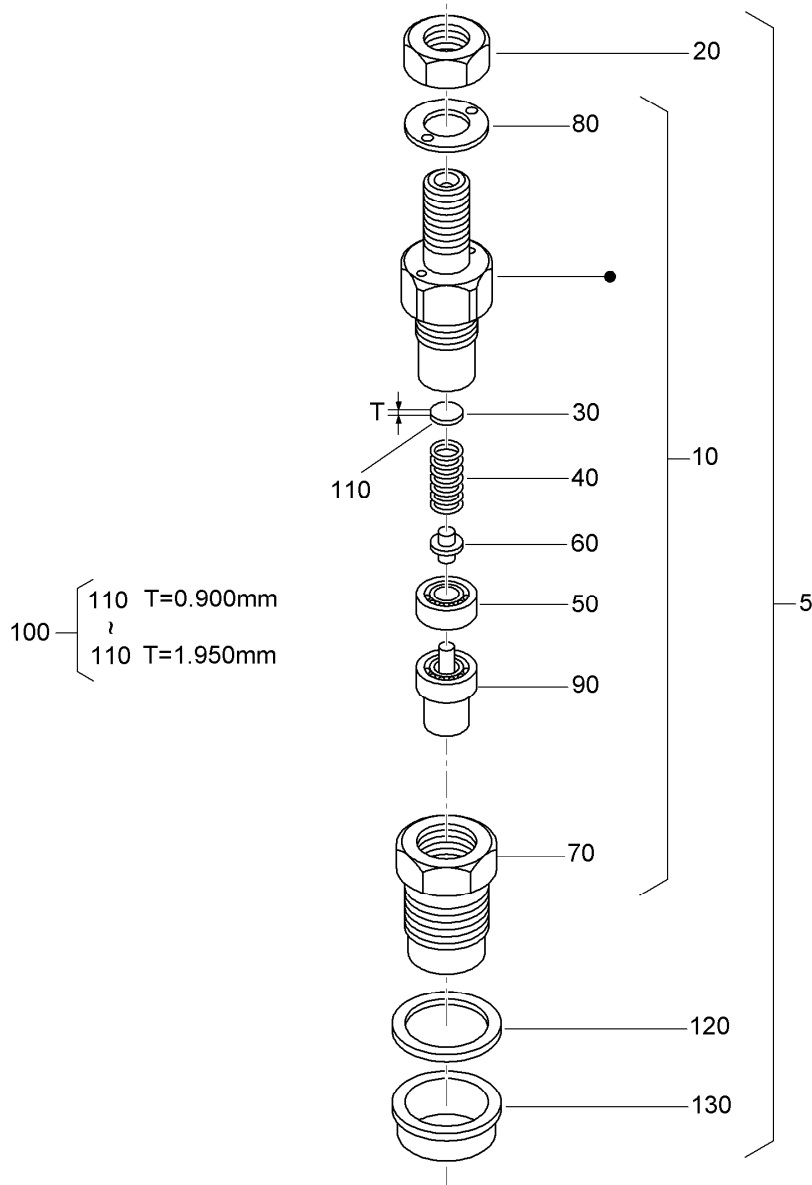


## Nozzle Holder and Glow Plug Assembly

Ref.	Part Number	Qty.	Description
10	110-3780	1	Over Flow Pipe ASM
20	98-9431	1	Screw-Bleeder, Air
30	98-7654	1	Gasket
50	130-1305	3	Nozzle Holder Kit
60	130-1303	3	Nozzle Holder ASM
65	121-2411	3	Nut
70	98-7676	3	Gasket
80	98-7677	3	Seal-Heat
90	130-1522	1	Pipe-Injection
100	130-1523	1	Pipe-Injection
110	130-1541	1	Pipe-Injection
120	98-7682	2	Clamp-Pipe
130	98-7683	2	Clamp-Pipe
140	98-7684	2	Screw (W/Washer)

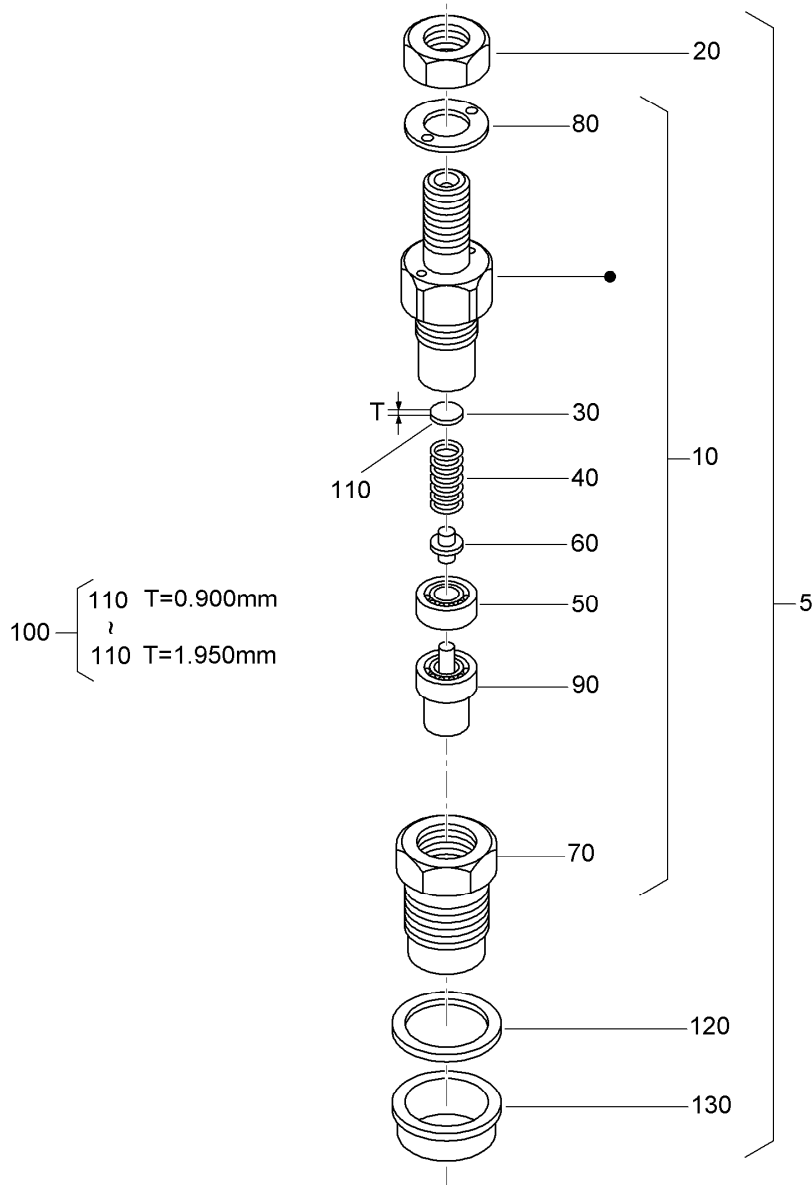
Ref.	Part Number	Qty.	Description
150	130-1411	3	Plug-Glow
160	110-3784	1	Cord-Plug, Glow
170	99-8377	3	Nut-Flange
190	110-3785	1	Fuel Tube ASM
200	110-3786	1	Tube-Fuel
210	98-7671	2	Clip-Pipe
220	110-3787	1	Fuel Tube ASM
230	110-3788	1	Tube-Fuel
240	98-7671	2	Clip-Pipe
250	112-8338	1	Pipe-Joint, T
260	110-3790	1	Fuel Tube ASM
270	110-3791	1	Tube-Fuel
280	98-7671	2	Clip-Pipe





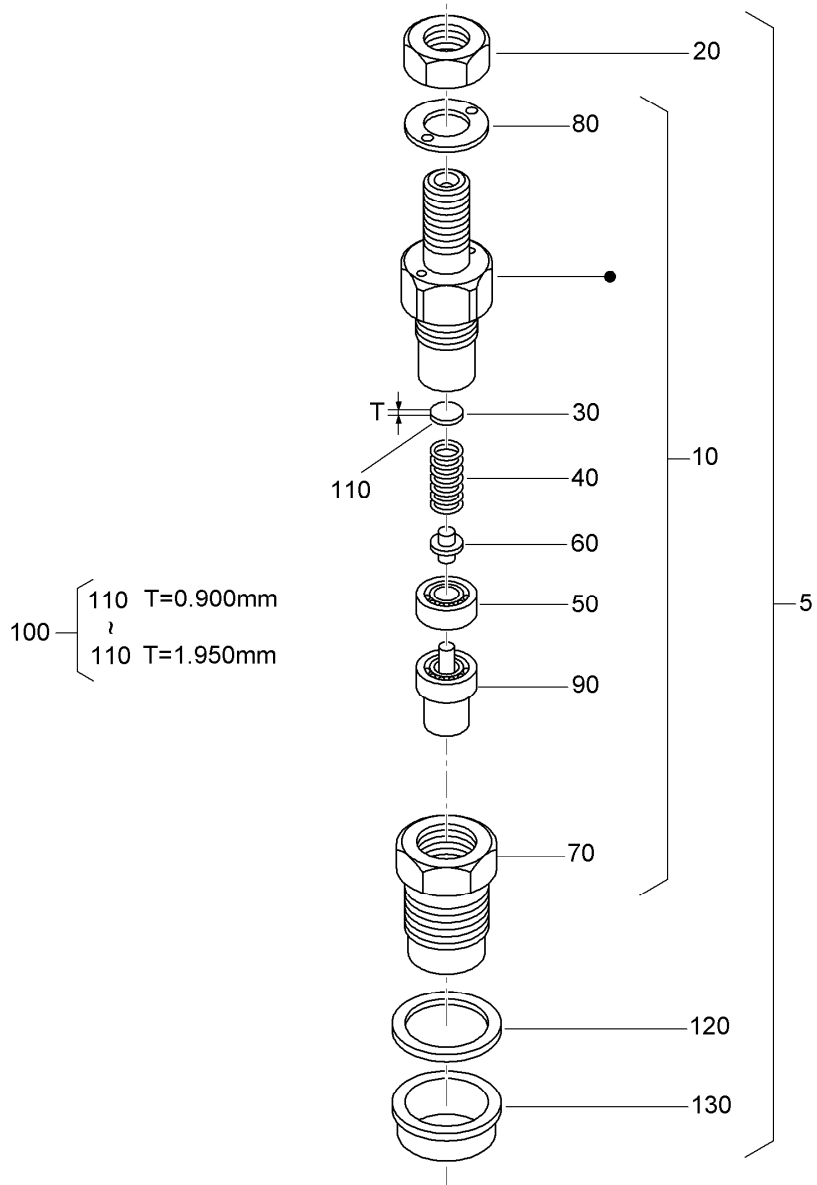
## Nozzle Holder Assembly

Ref.	Part Number	Qty.	Description	Ref.	Part Number	Qty.	Description
5	130-1305	3	Nozzle Holder Kit	110	98-7845	3	Washer-Adjusting (1.025Mm)
10	130-1303	3	Nozzle Holder ASM	110	98-7846	3	Washer-Adjusting (1.050Mm)
20	121-2411	3	Nut	110	98-7847	3	Washer-Adjusting (1.075MM)
30	99-8302	3	Washer-Adjusting	110	98-7848	3	Washer-Adjusting (1.100MM)
40	99-8303	3	Spring-Nozzle	110	98-7849	3	Washer-Adjusting (1.125MM)
50	99-8304	3	Spacer-Distance	110	98-7850	3	Washer-Adjusting (1.150MM)
60	99-8305	3	Rod-Push	110	98-7851	3	Washer-Adjusting (1.175MM)
70	130-1304	3	Nut-Nozzle	110	98-7852	3	Washer-Adjusting (1.200MM)
80	99-8307	3	Washer-Plain	110	98-7853	3	Washer-Adjusting (1.225MM)
90	130-1497	3	Nozzle-Piece	110	98-7854	3	Washer-Adjusting (1.250MM)
100	98-9448	3	Adjusting Washer ASM				
110	98-7642	3	Washer-Adjusting (0.900Mm)				
110	98-7841	3	Washer-Adjusting (0.925Mm)				
110	98-7842	3	Washer-Adjusting (0.950Mm)				
110	98-7843	3	Washer-Adjusting (0.975Mm)				
110	98-7844	3	Washer-Adjusting (1.000Mm)				



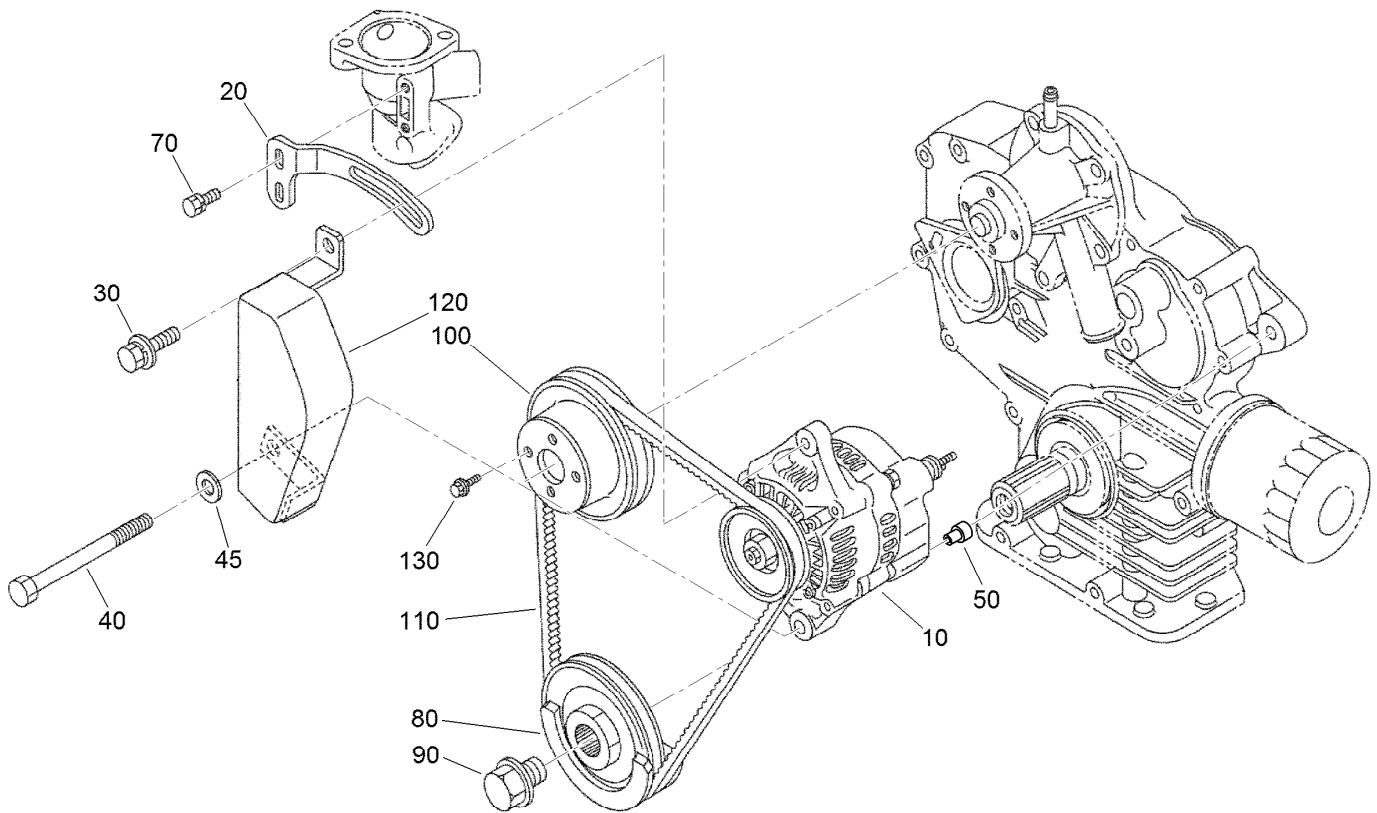
## Nozzle Holder Assembly (continued)

<i>Ref.</i>	<i>Part Number</i>	<i>Qty.</i>	<i>Description</i>	<i>Ref.</i>	<i>Part Number</i>	<i>Qty.</i>	<i>Description</i>
110	98-7855	3	Washer-Adjusting (1.275MM)	110	98-7865	3	Washer-Adjusting (1.525MM)
110	98-7856	3	Washer-Adjusting (1.300MM)	110	98-7866	3	Washer-Adjusting (1.550MM)
110	98-7857	3	Washer-Adjusting (1.325MM)	110	98-7867	3	Washer-Adjusting (1.575MM)
110	98-7858	3	Washer-Adjusting (1.350MM)	110	98-7868	3	Washer-Adjusting (1.600MM)
110	98-7859	3	Washer-Adjusting (1.375MM)	110	98-7869	3	Washer-Adjusting (1.625MM)
110	98-7860	3	Washer-Adjusting (1.400MM)	110	98-7870	3	Washer-Adjusting (1.650MM)
110	98-7861	3	Washer-Adjusting (1.425MM)	110	98-7871	3	Washer-Adjusting (1.675MM)
110	98-7862	3	Washer-Adjusting (1.450MM)	110	98-7872	3	Washer-Adjusting (1.700MM)
110	98-7863	3	Washer-Adjusting (1.475MM)	110	98-7873	3	Washer-Adjusting (1.725MM)
110	98-7864	3	Washer-Adjusting (1.500MM)	110	98-7874	3	Washer-Adjusting (1.750MM)



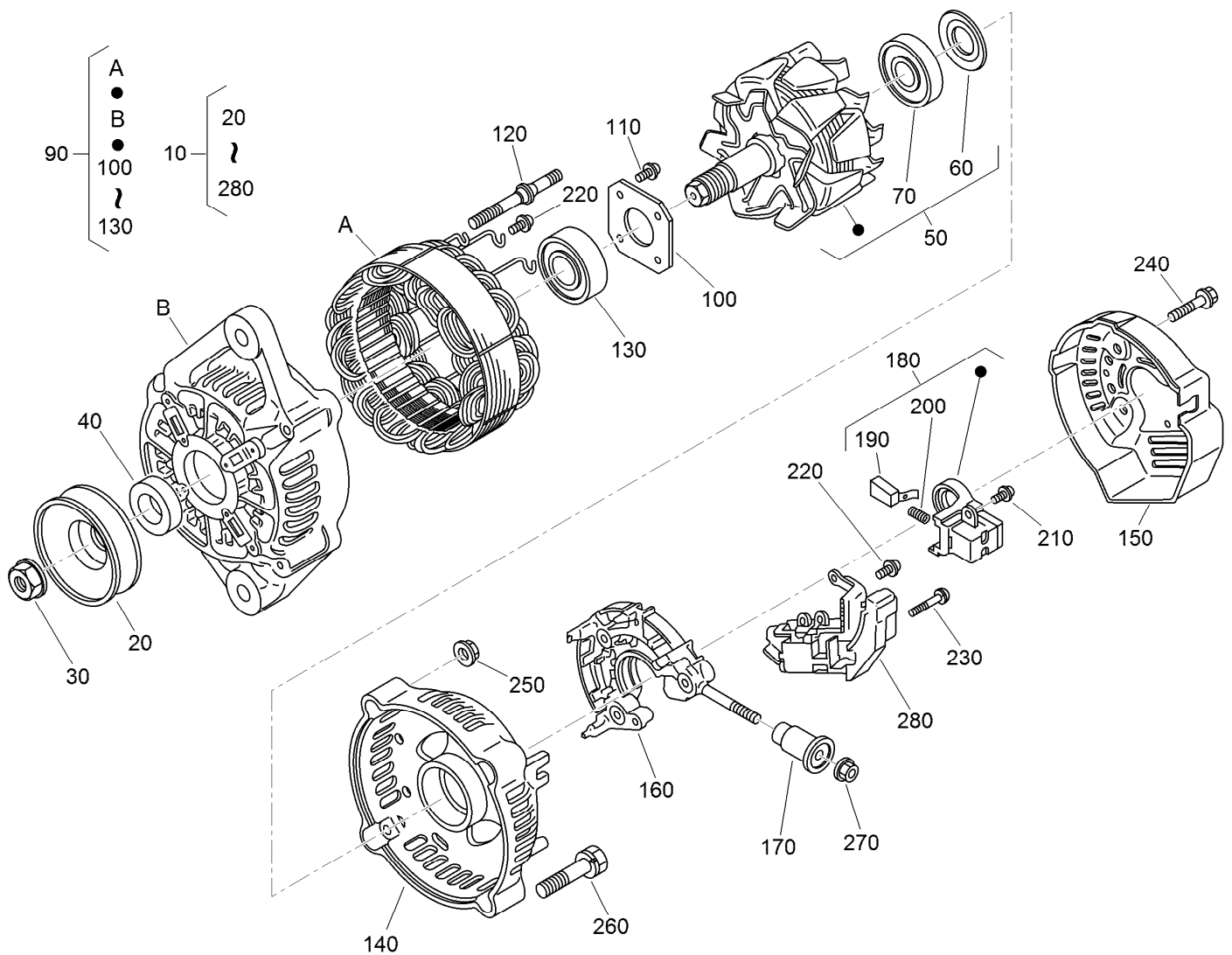
## Nozzle Holder Assembly (continued)

<i>Ref.</i>	<i>Part Number</i>	<i>Qty.</i>	<i>Description</i>	<i>Ref.</i>	<i>Part Number</i>	<i>Qty.</i>	<i>Description</i>
110	98-7875	3	Washer-Adjusting (1.775MM)	110	98-7880	3	Washer-Adjusting (1.900MM)
110	98-7876	3	Washer-Adjusting (1.800MM)	110	98-7881	3	Washer-Adjusting (1.925MM)
110	98-7877	3	Washer-Adjusting (1.825MM)	110	98-7882	3	Washer-Adjusting (1.950MM)
110	98-7878	3	Washer-Adjusting (1.850MM)	120	98-7676	3	Gasket
110	98-7879	3	Washer-Adjusting (1.875MM)	130	98-7677	3	Seal-Heat



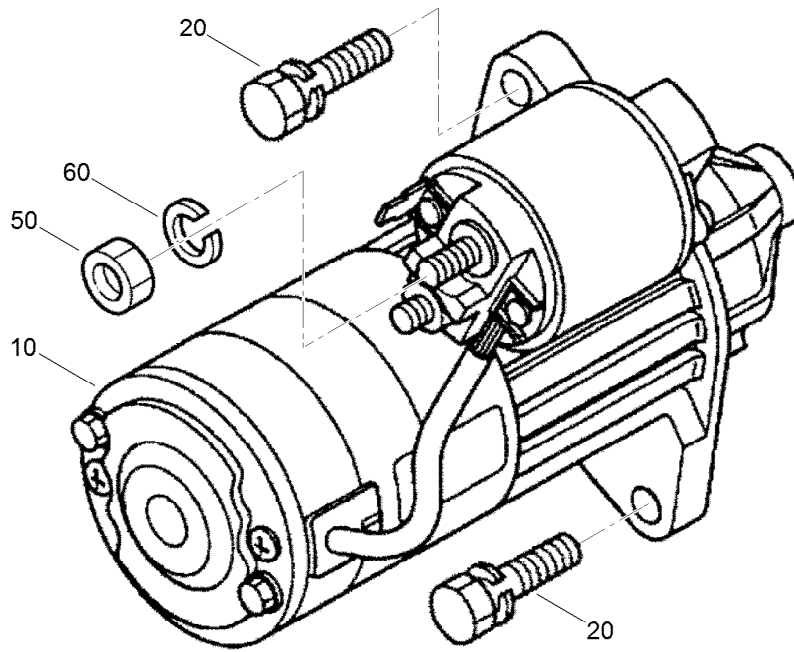
## Alternator and Pulley Assembly

<i>Ref.</i>	<i>Part Number</i>	<i>Qty.</i>	<i>Description</i>
10	117-5541	1	60 Amp Alternator ASM
20	117-0314	1	Stay-Alternator
30	121-3800	1	Bolt-Sems
40	110-3793	1	Bolt
45	120-5832	1	Washer-Plain
50	110-3794	1	Collar
70	98-7692	2	Bolt
80	125-9055	1	Pulley-Drive, Fan
90	100-1978	1	Bolt
100	100-1921	1	Pulley-Fan
110	110-3796	1	Belt-V
120	117-0315	1	Cover-Alternator
130	99-8363	4	Bolt-Flange



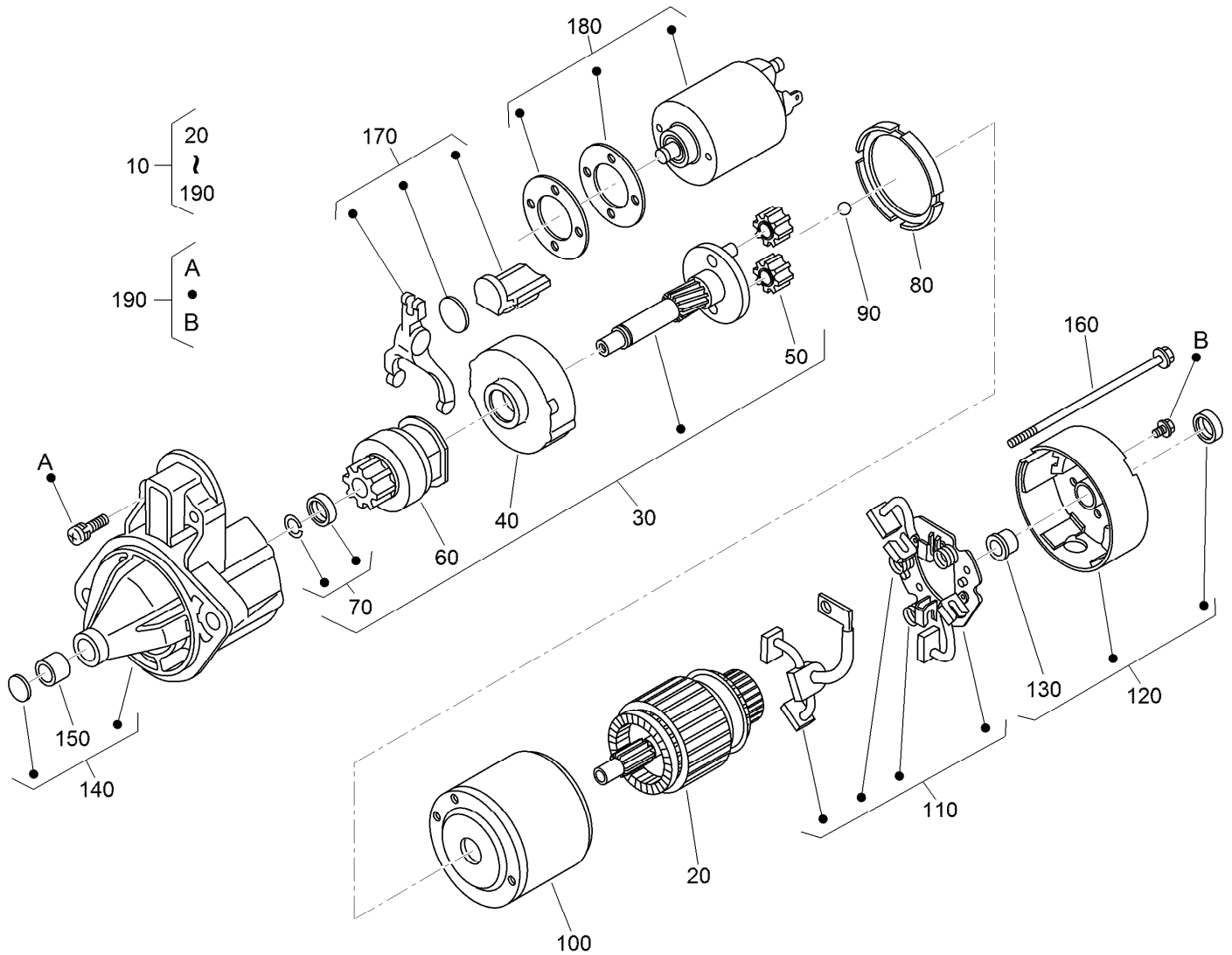
## Alternator Components Assembly

Ref.	Part Number	Qty.	Description	Ref.	Part Number	Qty.	Description
10	117-5541	1	60 Amp Alternator ASM	160	117-0322	1	Holder
20	98-9453	1	Pulley-Dynamo	170	117-0321	1	Insulation-Brush
30	98-7708	1	Nut	180	107-0141	1	Brush Holder ASM
40	98-7709	1	Collar	190	98-7724	2	Brush
50	117-0317	1	Rotor ASM	200	98-7725	2	Spring-Brush
60	98-7711	1	Cover-Bearing	210	98-7727	6	Screw-Head, Round
70	107-0138	1	Bearing-Ball	220	98-7728	1	Screw-Head, Round
90	117-0316	1	Drive End Frame ASM	230	98-7726	2	Screw-Head, Round
100	98-7715	1	Plate-Retainer	240	98-7729	3	Bolt
110	98-7716	4	Screw-Head, Round	250	98-7730	2	Nut
120	98-7717	2	Bolt-Through	260	98-7731	2	Bolt
130	133-2811	1	Bearing	270	98-7732	1	Nut
140	133-2813	1	Frame-End	280	117-0319	1	Regulator ASM
150	117-0320	1	Cover-End				



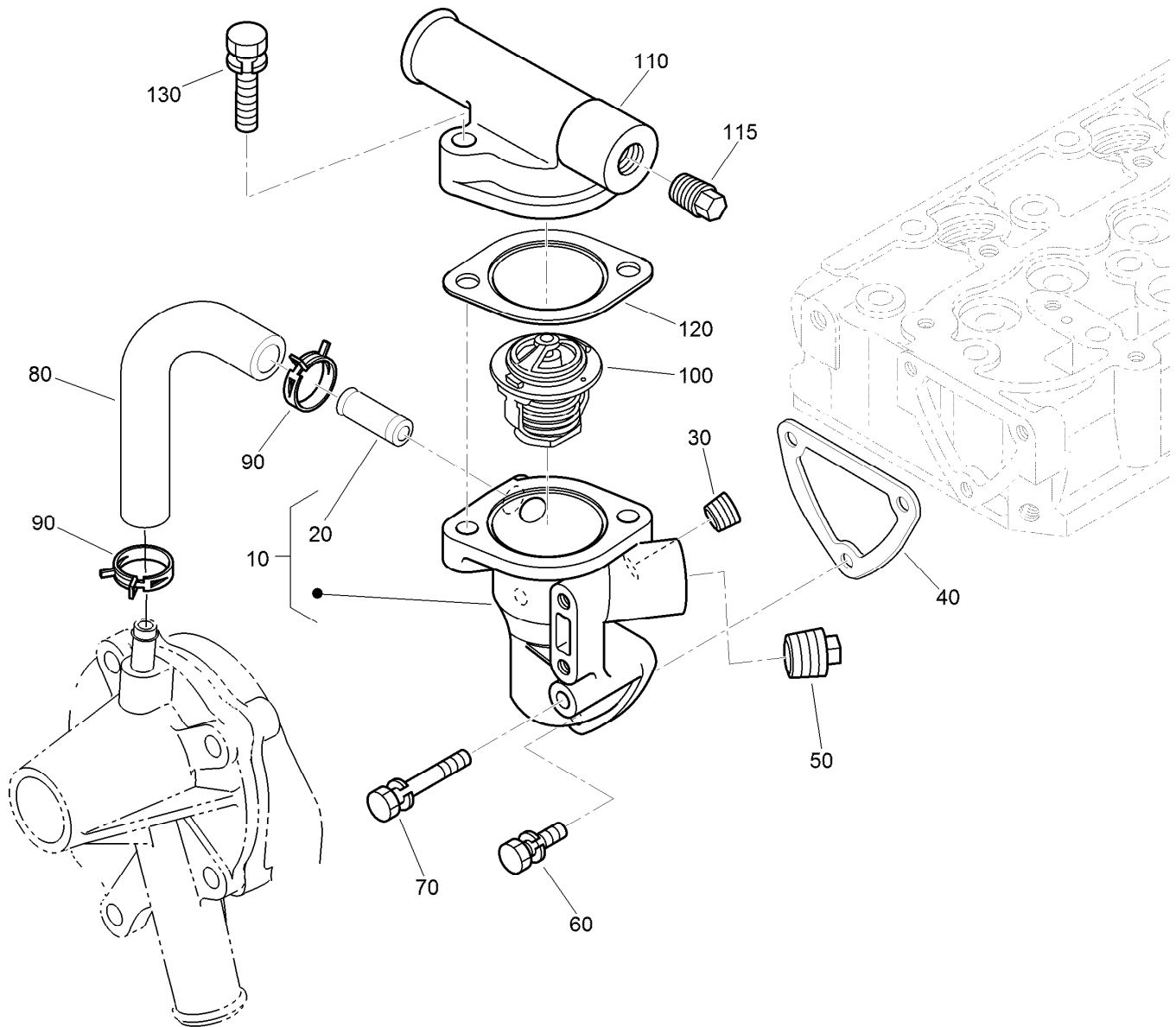
## Starter Installation Assembly

<i>Ref.</i>	<i>Part Number</i>	<i>Qty.</i>	<i>Description</i>
10	110-3800	1	Starter ASM
20	98-7697	2	Bolt
50	98-7534	1	Nut
60	105-2893	1	Washer-Spring



## Starter Component Assembly

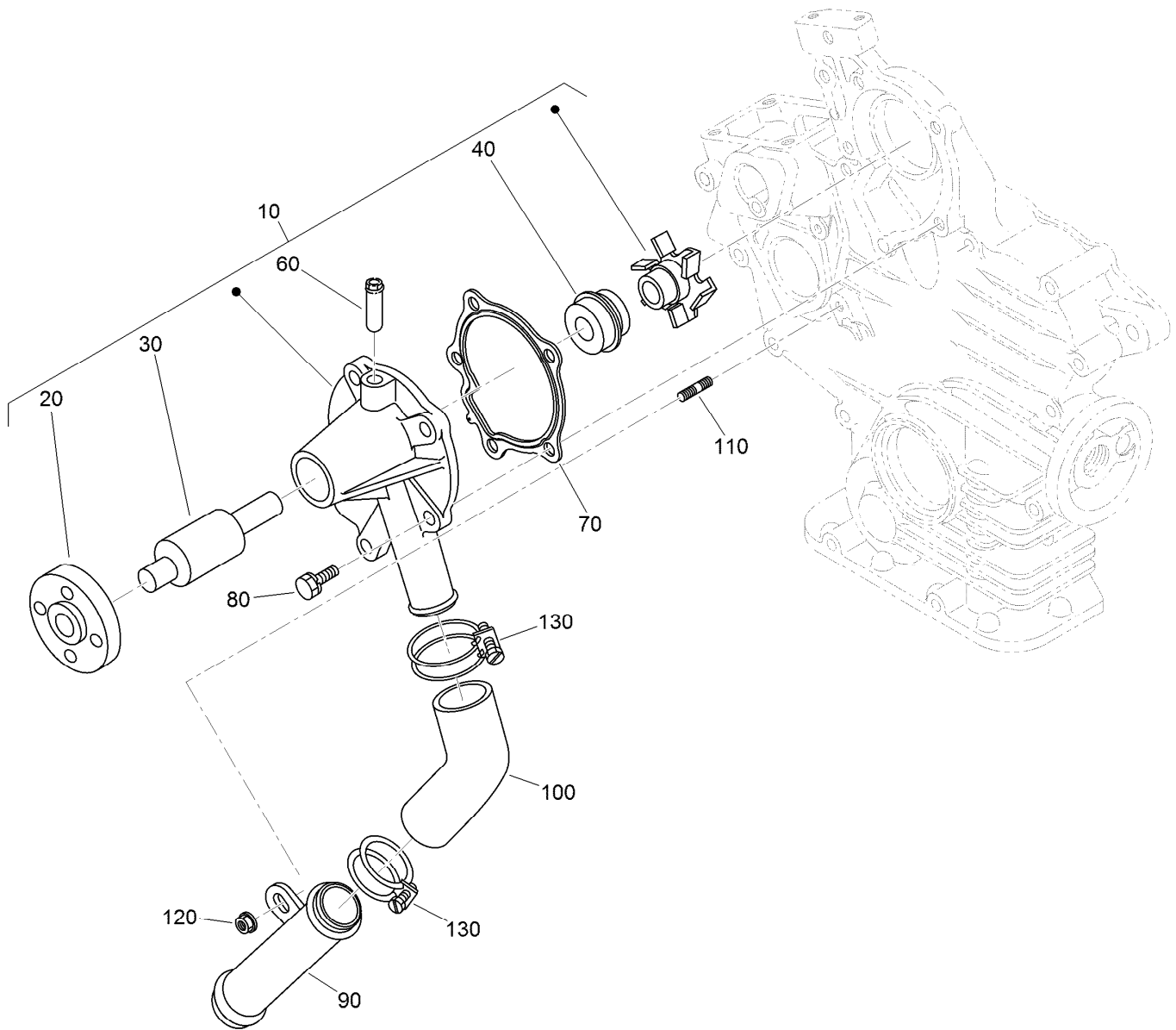
<i>Ref.</i>	<i>Part Number</i>	<i>Qty.</i>	<i>Description</i>	<i>Ref.</i>	<i>Part Number</i>	<i>Qty.</i>	<i>Description</i>
10	110-3800	1	Starter ASM	110	110-3810	1	Brush Holder ASM
20	110-3801	1	Armature	120	110-3811	1	Rear Bracket ASM
30	110-3802	1	Shaft ASM	130	110-3812	1	Bushing
40	120-3142	1	Gear-Internal	140	110-3813	1	Front Bracket ASM
50	110-3804	3	Gear-Planetary	150	110-3814	1	Bushing
60	110-3805	1	Clutch-Running, Over	160	110-3815	2	Bolt
70	110-3806	1	Stopper	170	110-3816	1	Fork Lever ASM
80	120-3143	1	Gasket	180	125-9099	1	Switch-Magnetic
90	110-3808	1	Ball	190	110-3818	2	Screws (Set Of 4)
100	130-1295	1	Yoke				



## Water Flange and Thermostat Assembly

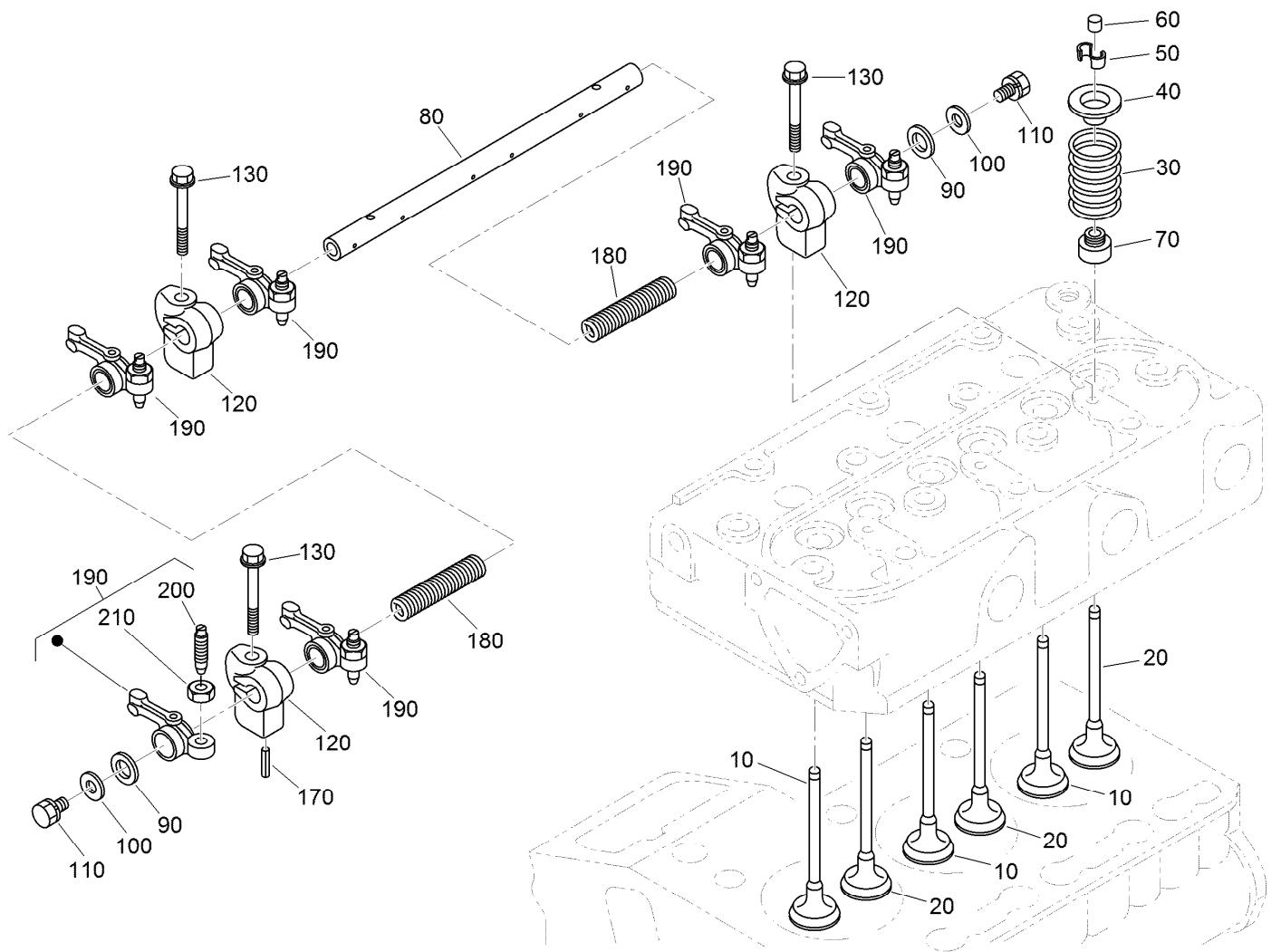
<i>Ref.</i>	<i>Part Number</i>	<i>Qty.</i>	<i>Description</i>
10	110-3819	1	Water Flange ASM
20	98-9580	1	Pipe-Return, Water
30	98-9444	1	Plug
40	110-3820	1	Gasket-Flange, Water
50	110-3821	1	Plug
60	98-7692	2	Bolt
70	125-9063	1	Bolt-Sems
80	110-3822	1	Pipe-Return, Water
90	125-9078	2	Clamp-Hose
100	98-7778	1	Thermostat ASM
110	120-7575	1	Cover-Thermostat
115	125-9079	1	Plug
120	105-3748	1	Gasket-Thermostat
130	98-7777	2	Bolt





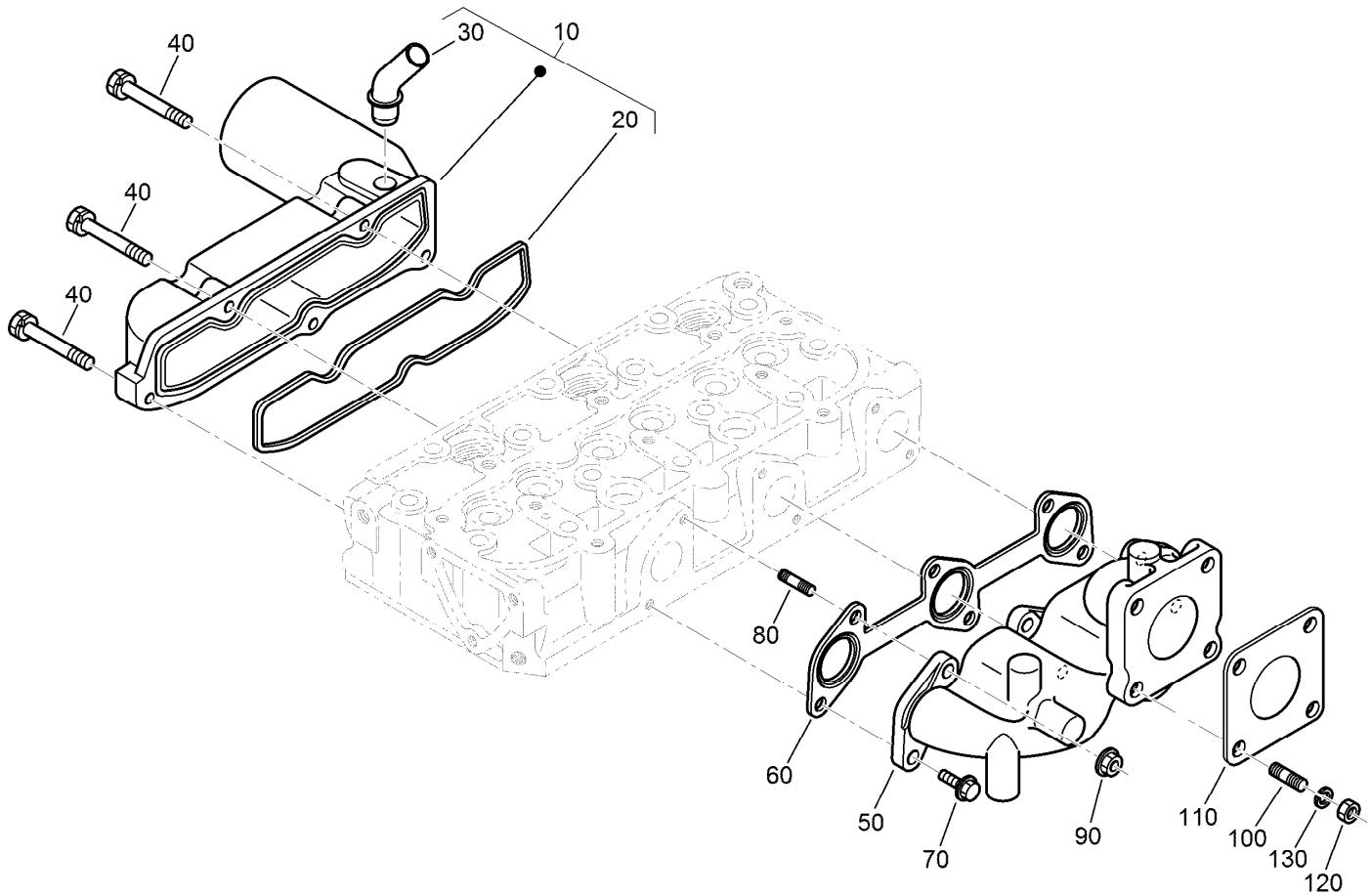
## Water Pump and Water Pipe Assembly

<i>Ref.</i>	<i>Part Number</i>	<i>Qty.</i>	<i>Description</i>
10	110-3824	1	Water Pump ASM
20	125-9081	1	Flange-Pump, Water
30	100-1934	1	Bearing-Ball
40	99-3518	1	Water Pump Seal ASM
60	100-1932	1	Pipe-Return, Water
70	117-0330	1	Gasket-Pump, Water
80	100-1750	4	Bolt
90	100-1918	1	Pipe-Water
100	110-3827	1	Pipe-Water
110	100-1924	1	Stud
120	100-2203	1	Nut-Flange
130	110-3828	2	Band-Pipe



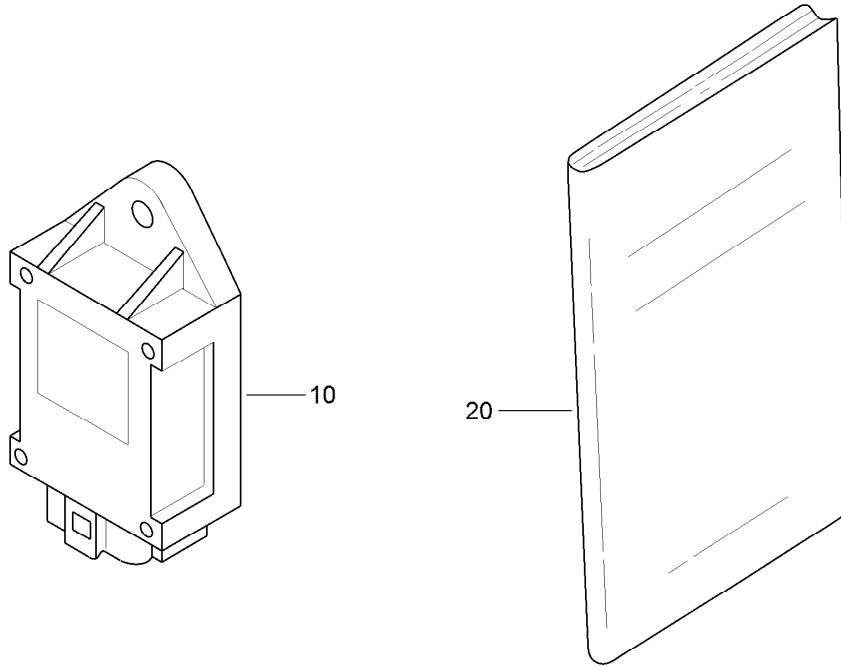
## Valve and Rocker Arm Assembly

<i>Ref.</i>	<i>Part Number</i>	<i>Qty.</i>	<i>Description</i>	<i>Ref.</i>	<i>Part Number</i>	<i>Qty.</i>	<i>Description</i>
10	112-2514	3	Valve-Inlet	100	110-3832	2	Washer-Plain
20	112-2515	3	Valve-Exhaust	110	100-1762	2	Bolt
30	100-1823	6	Spring-Valve	120	110-3833	3	Bracket-Arm, Rocker
40	100-1825	6	Retainer-Spring, Valve	130	110-3834	3	Bolt-Flange
50	120-3136	6	Collet-Spring, Valve	170	98-7602	1	Pin-Spring
60	100-2155	6	Cap-Valve	180	112-8342	2	Spring
70	100-1797	6	Seal-Stem, Valve	190	100-1884	6	Rocker Arm ASM
80	112-8341	1	Shaft-Arm, Rocker	200	100-1885	6	Screw-Adjusting
90	100-2044	2	Washer	210	100-1827	6	Nut



## Inlet and Exhaust Manifold Assembly

<i>Ref.</i>	<i>Part Number</i>	<i>Qty.</i>	<i>Description</i>
10	120-3141	1	Intake Manifold ASM
20	110-3838	1	Gasket-Manifold, Intake
30	121-2417	1	Pipe-Breather
40	98-9352	5	Bolt
50	110-3839	1	Manifold-Exhaust
60	110-3840	1	Gasket-Manifold, Exhaust
70	130-1154	3	Screw-Hex HD
80	130-1156	3	Bolt-Stud
90	100-1778	3	Nut
100	98-7769	4	Stud
110	99-8343	1	Gasket-Muffler
120	98-7534	4	Nut
130	105-2893	4	Washer-Spring



## Miscellaneous Engine Parts

<i>Ref.</i>	<i>Part Number</i>	<i>Qty.</i>	<i>Description</i>
10	98-7611	1	Controller-Glow
20	130-1513	1	Manual-Operator

# Attachments and Accessories

## For 07385 Workman HDX-D Utility Vehicle with Bed

<b>Product Name</b>	<b>Model/Part</b>
Pro Sweep Turf Sweeper .....	07068
Full Area Flatbed .....	07301
Full Area Flatbed Side Kit .....	07302
Fold Down Side Kit .....	07303
High-Flow Hydraulic Kit .....	07316
Bed Liner .....	07331
Heater Kit.....	07349
Canopy .....	07372
Windshield .....	07373
4 Post Roll-Over Protection System.....	07378
Cab Kit.....	07392
Door Kit with Sliding Window .....	07393
Rear PTO Kit .....	07419
Hand Throttle Kit.....	07420
Aggressive Tire Kit.....	07422
Synthetic Turf Conditioner, Tow-Behind Accessory.....	08791
ProCore Processor .....	09749
Backup Alarm Kit .....	107-8037
Premium ATF (Drum).....	108-1185
Premium ATF (Pail) .....	108-1186
Premium All Purpose Grease (Tube) .....	108-1190
Remote Hydraulics Manifold Kit.....	110-2626
Tire-Rear, 24x13-12.....	110-5132
Wheel-12in x 8.0in .....	114-8260
Wireless Hourmeter .....	115-4754
Horn Kit.....	115-7825
Side Mirror Kit .....	115-7849
Roll-Over Protection System Signal Kit.....	117-4825
Worklight Kit .....	117-4827
Remote Hydraulic Float Kit .....	117-4828
Receiver Hitch Kit .....	117-4831
Trailer Signal Kit .....	117-4836
Canopy for Four-Post Roll-Over Protection System Kit.....	119-9457
Road Light and Homologation Kit .....	120-5030
Brake and Signal Light Kit.....	120-5045
High Air Intake Kit .....	121-6285
Trailer Brake Kit .....	125-0123
Tailpipe Extension Kit.....	127-7397
1/3 Area Cover Kit .....	127-8739
Exterior Mirror Kit.....	130-5448
Interior Mirror Kit.....	130-5449
Beacon Kit .....	130-5484
Work Light Kit .....	130-5485
Windshield Washer Fluid Kit, 2015 and after Workman MD/HD Series Utility Vehicle.....	130-5615
Hitch ASM.....	131-3462
Tire/Wheel ASM (24 X 13-12) .....	131-8432

## Attachments and Accessories (continued)

LED Worklight Kit.....	133-0554
ROPS Beacon Kit .....	133-0609
Bracket-light, Canopy .....	133-0627
Wheel/Tire ASM, A502 (20X9-12)Semi-Aggressive .....	136-6308
Wheel/Tire ASM, K502 (24X12-12)Semi-Aggressive.....	136-6309
Wheel/Tire ASM, A404 (20X9-12)Smooth .....	136-6334
Wheel/Tire ASM, A404 (24X12-12)Smooth .....	136-6335
Wireless Hourmeter Kit.....	138-5655
Multi Pro WM Turf Sprayer.....	41240
Spreader Base Unit .....	41253
Vicon Spreader .....	41256
Topdresser 1800.....	44225
Core Harvester Adapter Kit.....	44242
Topdresser 2500.....	44507
Pro Force Debris Blower.....	44552
Pro Force Debris Blower.....	44553
Pro Force Debris Blower.....	44554
ProPass 200 Top Dresser with Twin Spinner .....	44701
ProPass 200 Top Dresser with Twin Spinner and Wireless Control .....	44751
12 Inch Rear Wheel Weights .....	81115
Automatic Tailgate Release Kit .....	92-1220
Fuse Block .....	92-2641
PTO Over Running Clutch Kit .....	92-2655
Topdresser 1800 Lift Kit .....	92-4452
Spark Arrestor Screen .....	94-8157
Tire-Rear, 23x8.50-12.....	98-2993
Tire-Rear, Industrial .....	99-1091

**Notes:**



**Count on it.**