



Count on it.

Parts Catalog

Reelmaster® 5510

Traction Unit

Model No. 03676—Serial No. 40000000 and Up



Ordering Replacement Parts

To order replacement parts, please supply the part number, the quantity, and the description of each part desired.

Understanding Reference Numbers

Each identified part in an illustration has a reference number. The reference number for a part also appears in the parts list, along with other information about the part.

This catalog uses two special reference number formats, one to indicate parts in a service assembly and another to indicate the quantity of a given part in an illustration.

Service Assembly Reference Numbers

Parts in service assemblies have reference numbers in the form a:b. The a represents the reference number of the entire service assembly and the b represents a sequential number unique to each part within the service assembly.

For example, a wheel assembly might be identified by reference number 6, the tire by 6:1, the valve by 6:2, and the wheel by 6:3. When you order the assembly identified by reference number 6, you receive all parts identified by reference numbers 6:1, 6:2, and 6:3. However, you may also order any part individually. Reference numbers of this type appear in illustration and in parts lists.

Reference Numbers Indicating Quantity

In an illustration, if a reference number indicates more than one part, the reference number has the form nX y. The n represents the quantity of the part, the X is the multiplication symbol, and the y represents the reference number.

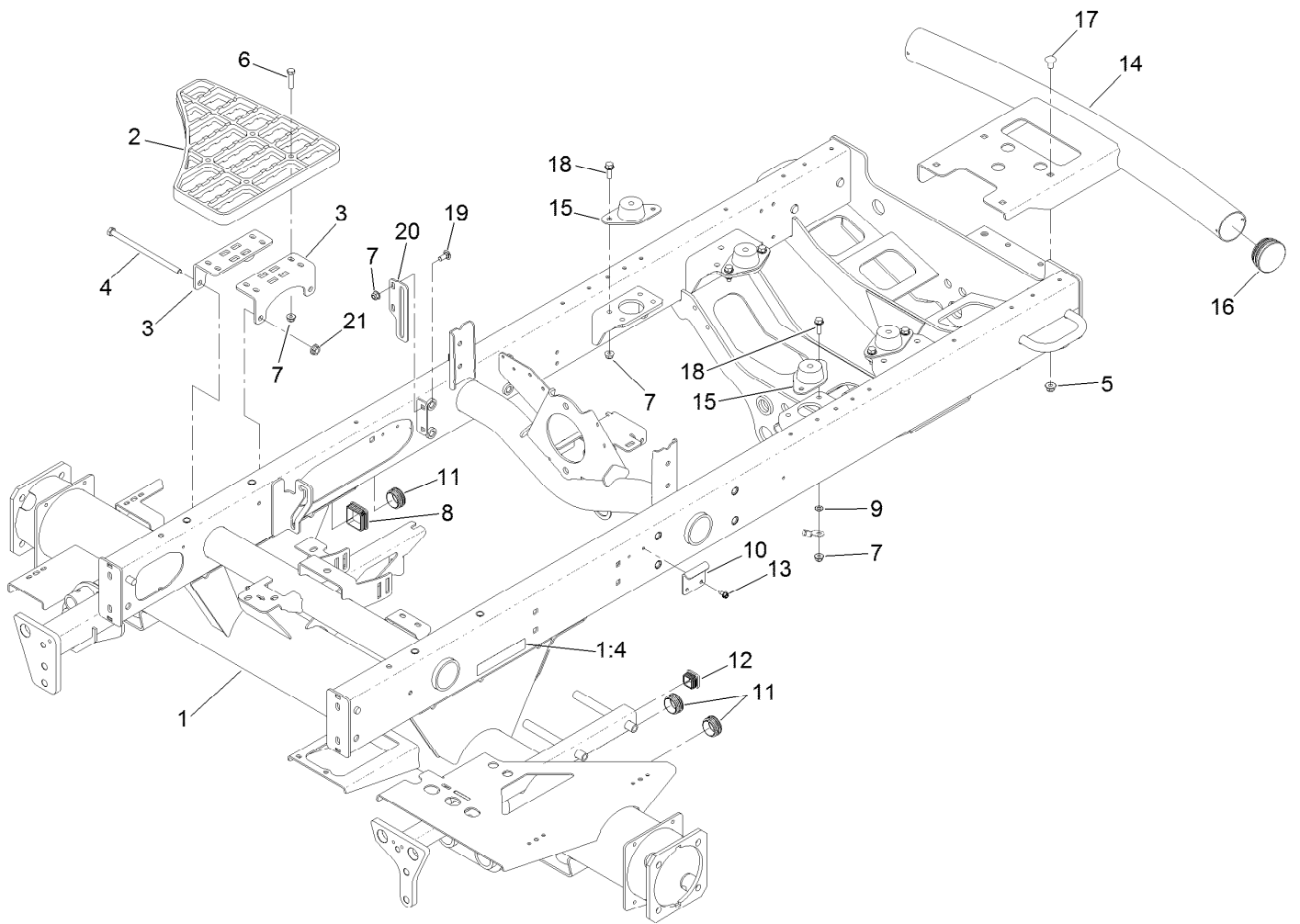
For example, in an illustration, the reference number 2X 37 means that two of the parts identified by reference number 37 are indicated.

Contents

| | |
|--|----|
| Frame Assembly | 5 |
| Operator Platform and Front Shroud Assembly | 6 |
| Pedal Assembly | 7 |
| Steering Assembly | 9 |
| Steering Tilt Column Assembly No. 106-3622 | 10 |
| Steering Valve Assembly No. 106-3621 | 11 |
| Console and Control Arm Assembly | 12 |
| Joystick Bracket Assembly No. 120-5280 | 14 |
| Front Axle Assembly | 15 |
| LH Brake Assembly No. 120-6261 | 16 |
| RH Brake Assembly No. 120-6260 | 17 |
| Rear Axle Assembly | 18 |
| Tie Rod Assembly No. 110-5334-03 | 19 |
| Hub and Spindle Assembly No. 117-8961 | 20 |
| No. 1, 4 and 5 Lift Arm Assembly | 21 |
| No. 2 and 3 Lift Arm Assembly | 22 |
| Seat and Control Arm Wiring Harness Assembly | 23 |
| Main Wiring Harness Assembly | 24 |
| Battery Mounting Assembly | 25 |
| Gear Pump Assembly | 26 |
| Gear Pump Assembly No. 107-4547 | 27 |
| Seat Base Assembly | 28 |
| Hood Assembly | 29 |
| Cooling System Assembly | 30 |
| Hydraulic Tank Assembly | 32 |
| Fuel System Assembly | 33 |
| Seat Mounting Assembly | 35 |
| Mechanical Seat Suspension Assembly No. 110-8851 | 36 |
| Traction Pump Mounting Assembly | 37 |
| Hydraulic Pump Assembly No. 119-6972 | 38 |
| Traction Hydraulic Assembly | 40 |
| Hydraulic Motor Assembly No. 133-2935 (CCW) | 41 |
| Hydraulic Motor Assembly No. 133-2934 (CW) | 42 |
| No. 1, 4 and 5 Reel Drive Hydraulic Assembly | 43 |
| Hydraulic Motor Assembly No. 120-6272 | 45 |
| Manifold Assembly No. 121-5628 | 46 |
| No. 2 and 3 Reel Drive Hydraulic Assembly | 47 |
| No. 1, 4 and 5 Lift Arm Hydraulic Assembly | 49 |
| Hydraulic Cylinder Assembly No. 119-6988 | 50 |
| Hydraulic Cylinder Assembly No. 119-6987 | 51 |
| Hydraulic Manifold Block Assembly No. 105-7577 | 52 |
| Rear Lift Hydraulic Assembly | 53 |
| Steering Hydraulic Assembly | 54 |
| Hydraulic Cylinder Assembly No. 110-9035 | 56 |
| Engine, Muffler and Air Cleaner Assembly | 57 |
| Air Cleaner Assembly No. 106-5277 | 59 |
| Driveshaft Assembly No. 108-1641 | 60 |
| Crankcase Assembly | 61 |
| Oil Pan Assembly | 62 |
| Cylinder Head Assembly | 63 |
| Gear Case Assembly | 64 |
| Cylinder Head Cover Assembly | 65 |
| Dipstick and Guide Assembly | 66 |
| Main Bearing Case Assembly | 67 |

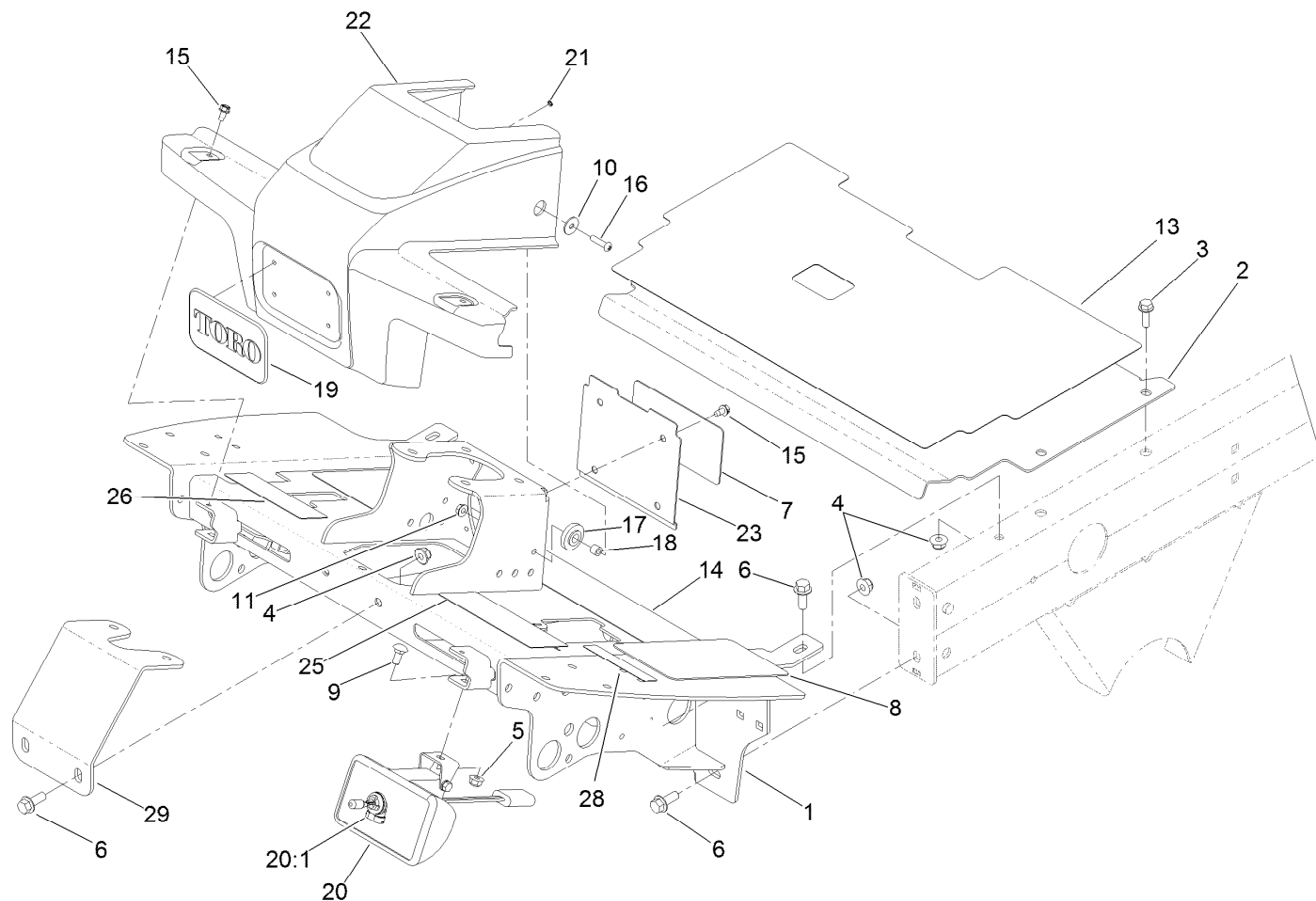
Contents (continued)

| | |
|--|----|
| Cam Shaft and Idle Gear Assembly | 68 |
| Piston and Crankshaft Assembly | 69 |
| Flywheel Assembly | 70 |
| Fuel Camshaft and Governor Shaft Assembly | 71 |
| Idle Apparatus Assembly | 72 |
| Injection Pump Assembly | 73 |
| Governor Assembly | 74 |
| Speed Control Plate Assembly | 75 |
| Nozzle Holder and Glow Plug Assembly | 76 |
| Nozzle Holder Component Assembly | 77 |
| Alternator and Pulley Assembly | 78 |
| Alternator Components | 79 |
| Starter Assembly | 80 |
| Starter Component Part Assembly No. 111-7496 | 81 |
| Thermostat Assembly | 82 |
| Water Pump Assembly | 83 |
| Valve and Rocker Arm Assembly | 84 |
| Intake and Exhaust Manifold Assembly | 85 |
| Muffler Gasket and Operator Manual Assembly | 86 |
| Attachments and Accessories | 87 |



Frame Assembly

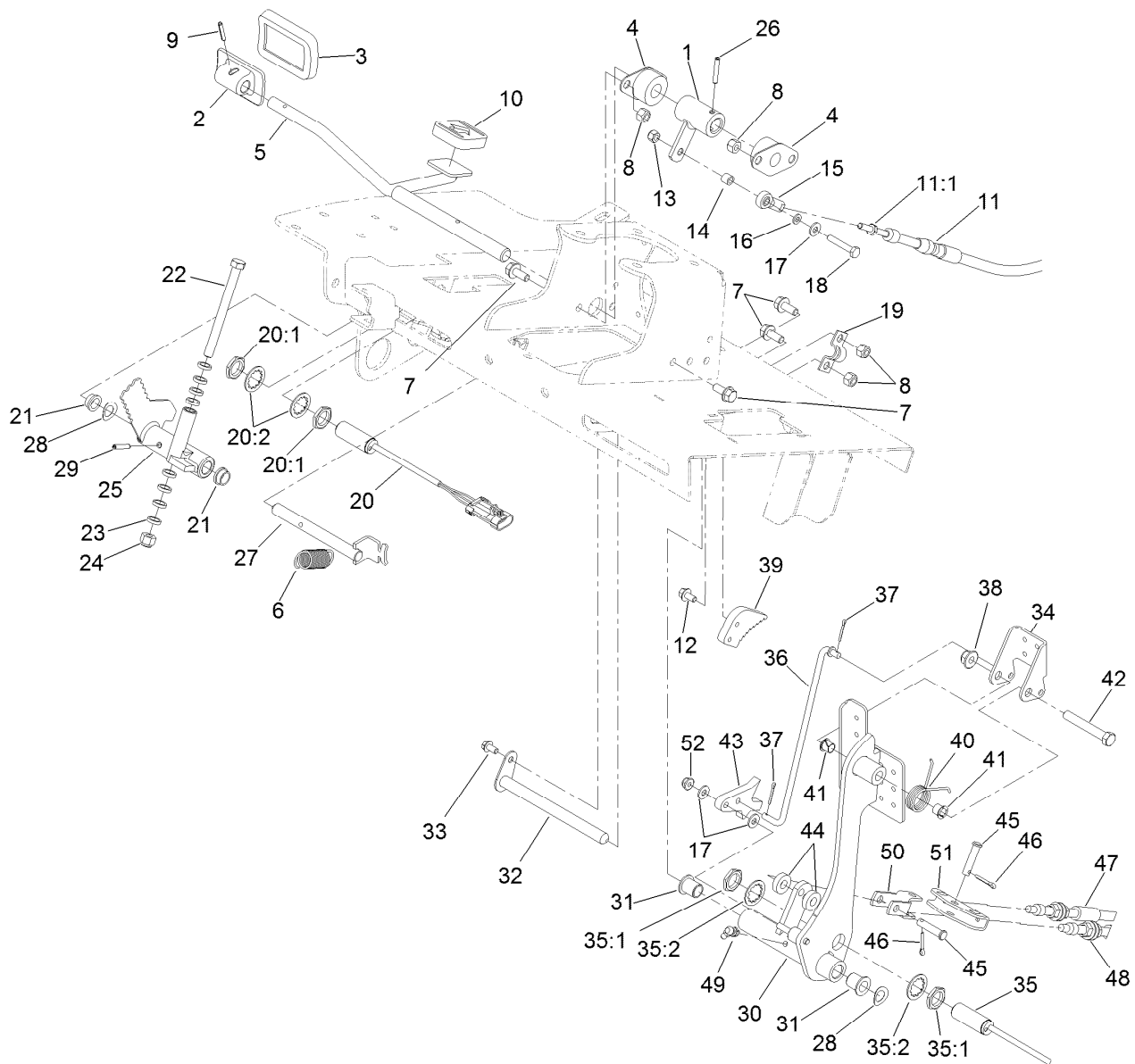
| <i>Ref.</i> | <i>Part Number</i> | <i>Qty.</i> | <i>Description</i> | <i>Ref.</i> | <i>Part Number</i> | <i>Qty.</i> | <i>Description</i> |
|-------------|--------------------|-------------|--------------------|-------------|--------------------|-------------|--------------------|
| 1 | 120-3803 | 1 | Frame ASM | 11 | 110-9012 | 5 | Caplug |
| 1:4 | 93-6689 | 2 | Decal-No Riders | 12 | 110-9013 | 1 | Caplug |
| 2 | 110-9041 | 2 | Step-Aluminum | 13 | 32104-17 | 2 | Screw-HWH |
| 3 | 127-2697-01 | 4 | Bracket-Step | 14 | 110-8951-03 | 1 | Bumper |
| 4 | 323-36 | 4 | Screw-HH | 15 | 120-6274 | 4 | Mount-Engine |
| 5 | 104-8301 | 4 | Nut-HF, NI | 16 | 2410-42 | 2 | Cap-End |
| 6 | 322-17 | 8 | Screw-HH | 17 | 3231-21 | 4 | Screw-CARR |
| 7 | 104-8300 | 18 | Nut-HF, NI | 18 | 3234-29 | 8 | Screw-HHF |
| 8 | 95-9495 | 1 | Cap | 19 | 3230-1 | 2 | Bolt-CARR |
| 9 | 3255-8 | 1 | Washer-Lock | 20 | 108-7584-01 | 1 | Plate-Guide, Rod |
| 10 | 110-8972 | 1 | Hook-Latch | 21 | 32128-21 | 4 | Nut-HF Lock |



Items 20:2, 20:3 and 20:4
not used on this model.

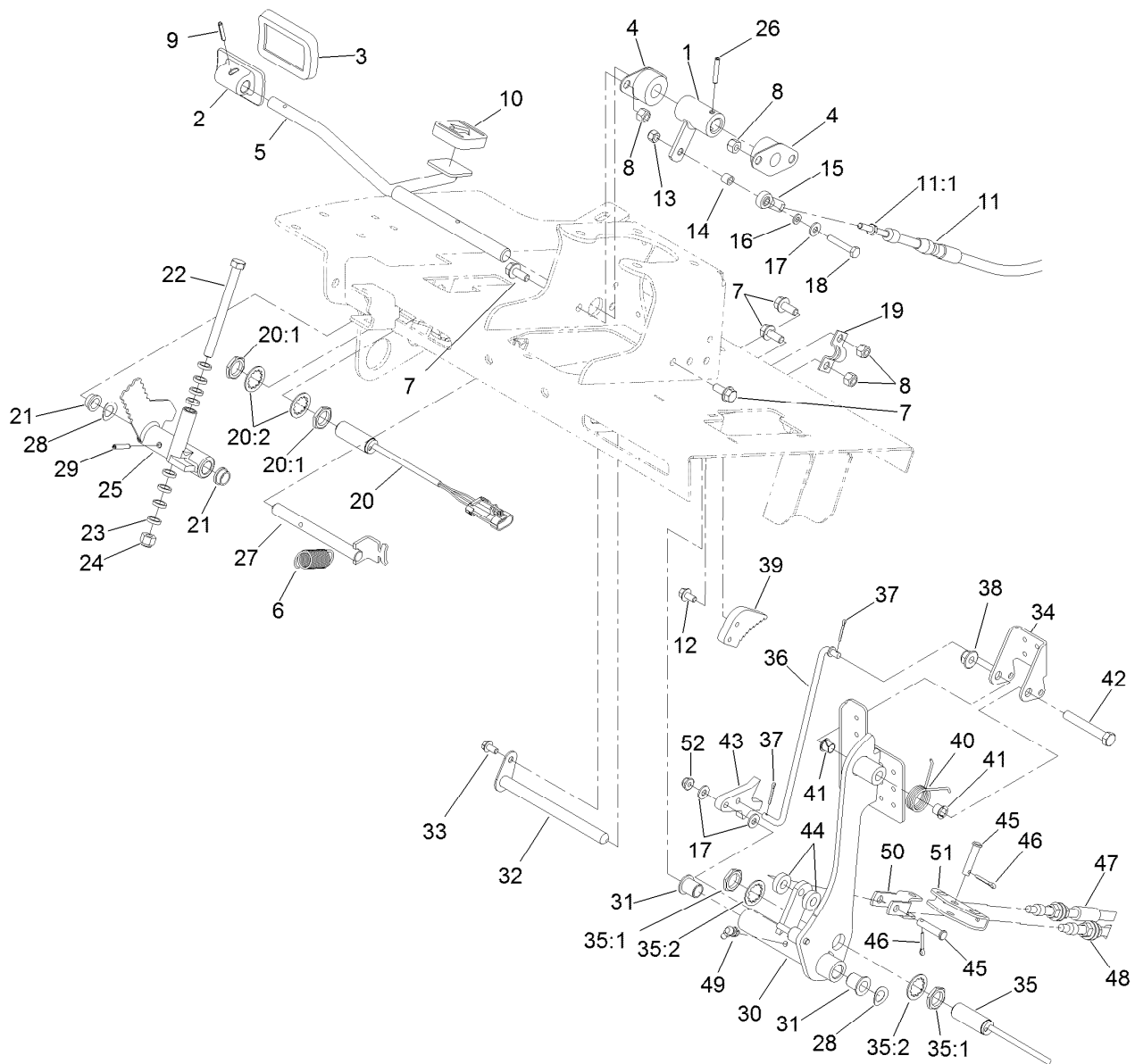
Operator Platform and Front Shroud Assembly

| Ref. | Part Number | Qty. | Description | Ref. | Part Number | Qty. | Description |
|------|-------------|------|----------------------|------|-------------|------|-----------------------|
| 1 | 127-2310-01 | 1 | Platform ASM | 18 | 66-8010 | 2 | Spacer |
| 2 | 115-8064-01 | 1 | Plate-Floor | 19 | 93-6028 | 1 | Plate-Logo |
| 3 | 3234-17 | 4 | Screw-HHF | 20 | 94-9024 | 2 | Lamp ASM |
| 4 | 104-8301 | 6 | Nut-HF, NI | 20:1 | 95-0909 | 1 | Lamp-12 Volt |
| 5 | 104-8300 | 2 | Nut-HF, NI | 20:2 | 3230-28 | 1 | Screw-CARR |
| 6 | 3234-11 | 6 | Screw-HHF | 20:3 | 3253-33 | 1 | Washer-Lock |
| 7 | 110-0986 | 1 | Decal-Plate, Cover | 20:4 | 3217-6 | 1 | Nut-Hex |
| 8 | 125-2910 | 2 | Tread-Floor, Side | 21 | 3254-9 | 4 | Washer-Lock, Internal |
| 9 | 3230-1 | 2 | Bolt-CARR | 22 | 110-0944 | 1 | Shroud-Platform |
| 10 | 87-6630 | 2 | Washer-Plain | 23 | 110-0947-03 | 1 | Plate-Cover |
| 11 | 32128-33 | 2 | Nut-HF | 25 | 133-2930 | 1 | Decal-Danger |
| 13 | 125-2911 | 1 | Tread-Panel, Service | 25 | 133-2931 | 1 | Decal-Danger (CE) |
| 14 | 125-2909 | 1 | Tread-Floorboard | 26 | 110-8921 | 1 | Decal-Speed, Mow |
| 15 | 32104-17 | 6 | Screw-HWH | 28 | 117-2718 | 1 | Decal-Arrester, Spark |
| 16 | 106-9518 | 2 | Screw-PRH | 29 | 110-8876-01 | 1 | Brace-Column |
| 17 | 240-11 | 2 | Bushing-Flange | | | | |



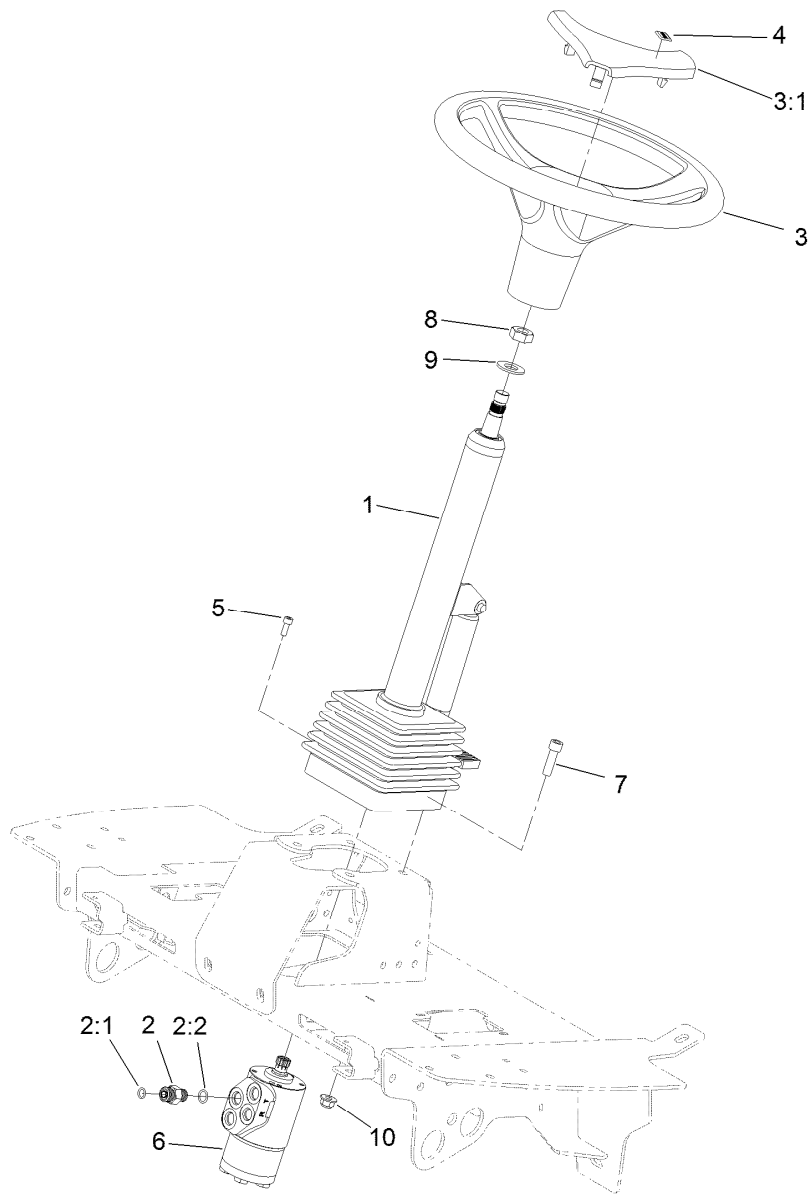
Pedal Assembly

| Ref. | Part Number | Qty. | Description | Ref. | Part Number | Qty. | Description |
|------|-------------|------|-----------------------|------|-------------|------|-----------------------------|
| 1 | 117-5199 | 1 | Hub-Pedal, Traction | 20:1 | 117-3207 | 2 | Nut-Hex |
| 2 | 117-9507 | 1 | Pedal-Accelerator | 20:2 | 117-3208 | 2 | Washer-Lock, Internal Tooth |
| 3 | 74-9100 | 1 | Pad-Pedal, Forward | 21 | 256-156 | 2 | Bushing-Flange |
| 4 | 256-236 | 2 | Bearing-Mount, Flange | 22 | 323-17 | 1 | Screw-HH |
| 5 | 106-3840 | 1 | Pedal-Traction | 23 | 62-4420 | 8 | Washer |
| 6 | 92-7305 | 1 | Spring-Extension | 24 | 3296-39 | 1 | Nut-Lock, NI |
| 7 | 3234-5 | 6 | Screw-HHF | 25 | 117-8066 | 1 | Mow-Stop |
| 8 | 3296-29 | 6 | Nut-Lock, NI | 26 | 32121-6 | 1 | Pin-Roll, Slotted |
| 9 | 32121-45 | 1 | Pin-Spring | 27 | 106-3731 | 1 | Rod-Pivot |
| 10 | 74-9110 | 1 | Pad-Pedal, Reverse | 28 | 110-8982 | 2 | Washer-Spring |
| 11 | 127-2721 | 1 | Cable-Traction | 29 | 32121-16 | 1 | Pin-Spring |
| 11:1 | 3220-1 | 2 | Nut-Jam | 30 | 115-0120-03 | 1 | Pedal-Brake |
| 12 | 3234-13 | 2 | Screw-HHF | 31 | 125-8775 | 2 | Bushing-Flange |
| 13 | 3296-42 | 1 | Nut-Lock, NI | 32 | 104-7179 | 1 | Pivot-Pedal |
| 14 | 66-8010 | 1 | Spacer | 33 | 32144-4 | 1 | Screw-HWH |
| 15 | 2411-41 | 1 | Rod End-Ball Joint | 34 | 99-7963-03 | 1 | Pedal-Park |
| 16 | 33093-00 | 1 | Washer-Flat | 35 | 115-5300 | 1 | Proximity Switch ASM |
| 17 | 3256-22 | 3 | Washer-Flat | 35:1 | 117-3207 | 2 | Nut-Hex |
| 18 | 321-9 | 1 | Screw-HH | 35:2 | 117-3208 | 2 | Washer-Lock, Internal Tooth |
| 19 | 93-2092 | 1 | Clamp-Cable | 36 | 115-0129 | 1 | Rod-Pawl, Brake |
| 20 | 115-0282 | 1 | Proximity Sensor ASM | 37 | 3272-6 | 2 | Pin-Cotter |



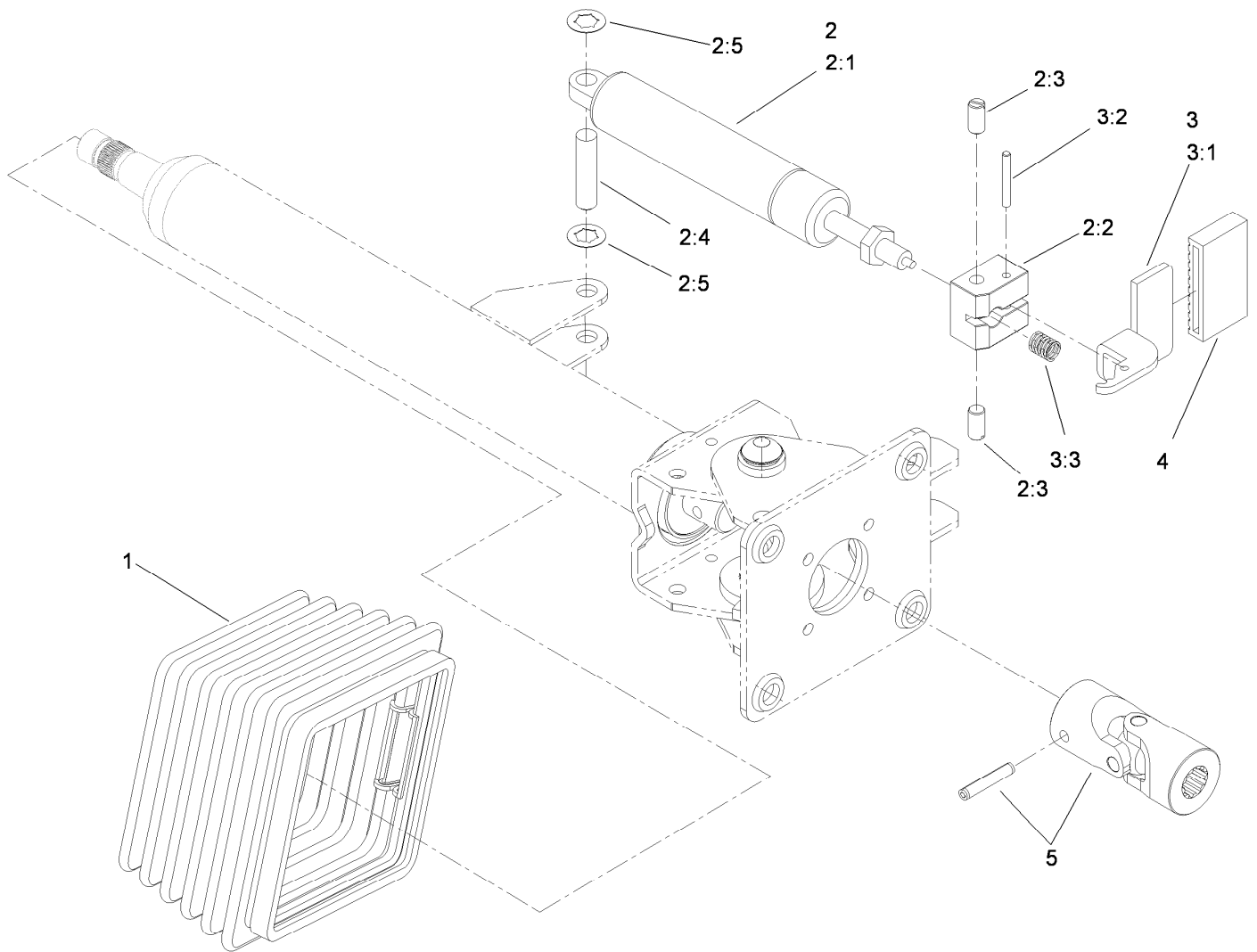
Pedal Assembly (continued)

| <i>Ref.</i> | <i>Part Number</i> | <i>Qty.</i> | <i>Description</i> | <i>Ref.</i> | <i>Part Number</i> | <i>Qty.</i> | <i>Description</i> |
|-------------|--------------------|-------------|------------------------|-------------|--------------------|-------------|--------------------|
| 38 | 104-8301 | 1 | Nut-HF, NI | 46 | 3272-10 | 2 | Pin-Cotter |
| 39 | 99-7214 | 1 | Pawl-Brake | 47 | 117-0106 | 1 | Cable-Brake, RH |
| 40 | 99-7140 | 1 | Spring-Torsion | 48 | 117-0107 | 1 | Cable-Brake, LH |
| 41 | 52-2891 | 2 | Bushing-Flanged, Nylon | 49 | 302-60 | 1 | Fitting-Grease |
| 42 | 323-12 | 1 | Screw-HH | 50 | 115-8060 | 1 | Clevis-Double |
| 43 | 117-0238 | 1 | Detent | 51 | 115-8059 | 1 | Yoke-Cable |
| 44 | 5-0652 | 2 | Spacer | 52 | 104-7201 | 1 | Nut-HF, NI |
| 45 | 283-14 | 2 | Pin-Clevis | | | | |



Steering Assembly

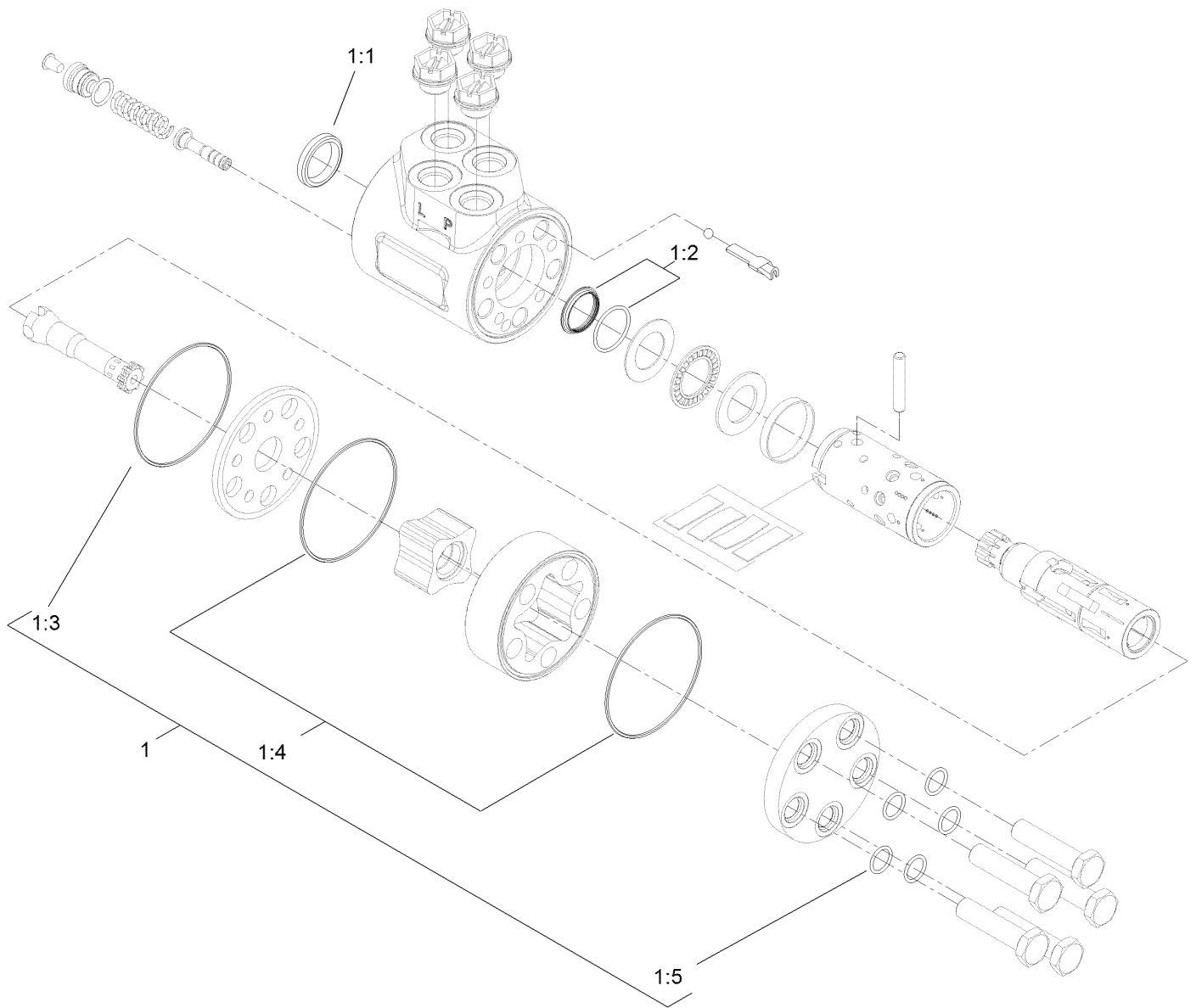
| Ref. | Part Number | Qty. | Description |
|-------------|--------------------|-------------|--------------------------|
| 1 | 106-3622 | 1 | Steering Tilt Column ASM |
| 2 | 340-2 | 4 | Fitting-Straight |
| 2:1 | 237-22 | 1 | O-Ring |
| 2:2 | 237-42 | 1 | O-Ring |
| 3 | 98-1471 | 1 | Wheel-Steering |
| 3:1 | 98-1468 | 1 | Cover-Wheel, Steering |
| 4 | 98-1459 | 1 | Decal |
| 5 | 105-2409 | 4 | Screw-HSH |
| 6 | 106-3621 | 1 | Steering Valve ASM |
| 7 | 3274-1 | 4 | Screw-HSH |
| 8 | 3296-33 | 1 | Nut-Lock, NI |
| 9 | 3256-27 | 1 | Washer-Flat |
| 10 | 104-8301 | 4 | Nut-HF, NI |



Steering Tilt Column Assembly No. 106-3622

| Ref. | Part Number | Qty. | Description |
|------|-------------|------|----------------------|
| 1 | 110-6462 | 1 | Bellows-Rubber |
| 2 | 110-6463 | 1 | Cylinder Service Kit |
| 2:1 | | 1 | Cylinder-Gas ● |
| 2:2 | | 1 | Block-Pedal ● |
| 2:3 | | 2 | Bolt ● |
| 2:4 | | 1 | Pin ● |
| 2:5 | | 2 | Washer-Lock ● |
| 3 | 110-6464 | 1 | Pedal Service Kit |
| 3:1 | | 1 | Pedal ● |
| 3:2 | | 1 | Pin ● |
| 3:3 | | 1 | Spring ● |
| 4 | 110-6465 | 1 | Cover-Pedal |
| 5 | 120-6256 | 1 | Universal Joint Kit |

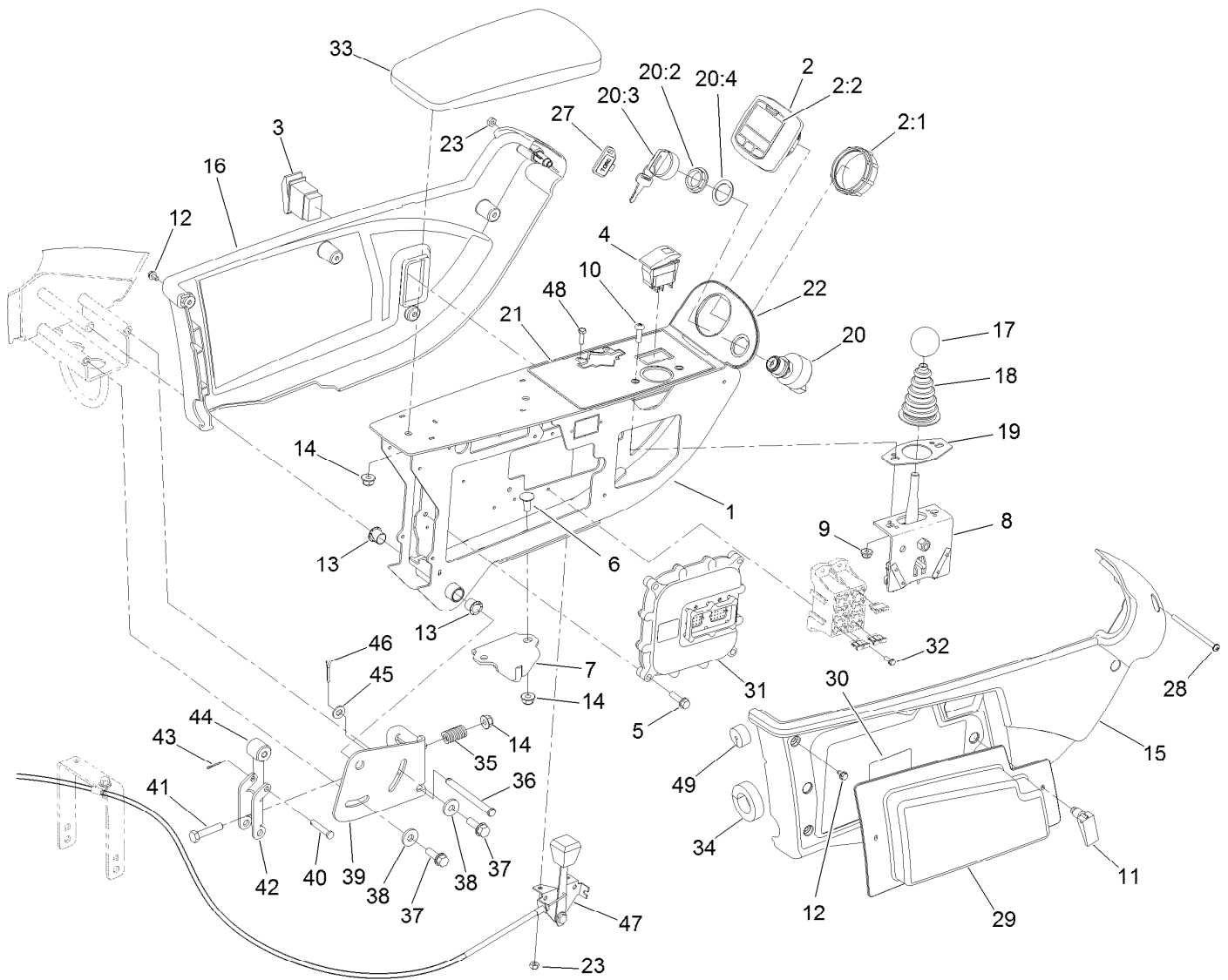
● Not serviced separately



Steering Valve Assembly No. 106-3621

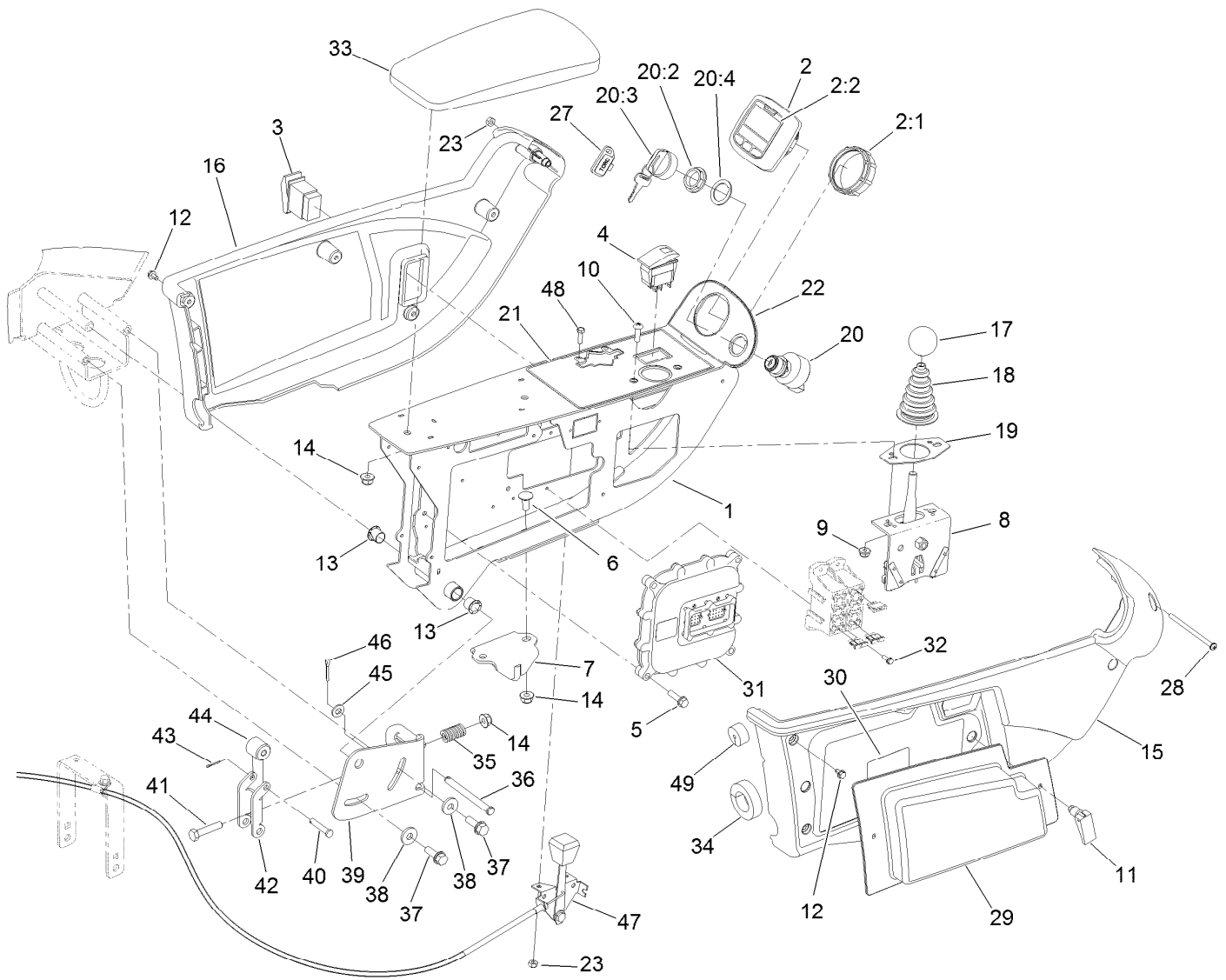
| <i>Ref.</i> | <i>Part Number</i> | <i>Qty.</i> | <i>Description</i> |
|-------------|--------------------|-------------|--------------------|
| 1 | 106-6716 | 1 | Seal Kit |
| 1:1 | | 1 | Ring-Seal, Dust ● |
| 1:2 | | 1 | Seal-Shaft ● |
| 1:3 | | 1 | O-Ring ● |
| 1:4 | | 2 | O-Ring ● |
| 1:5 | | 5 | O-Ring ● |

● Not serviced separately



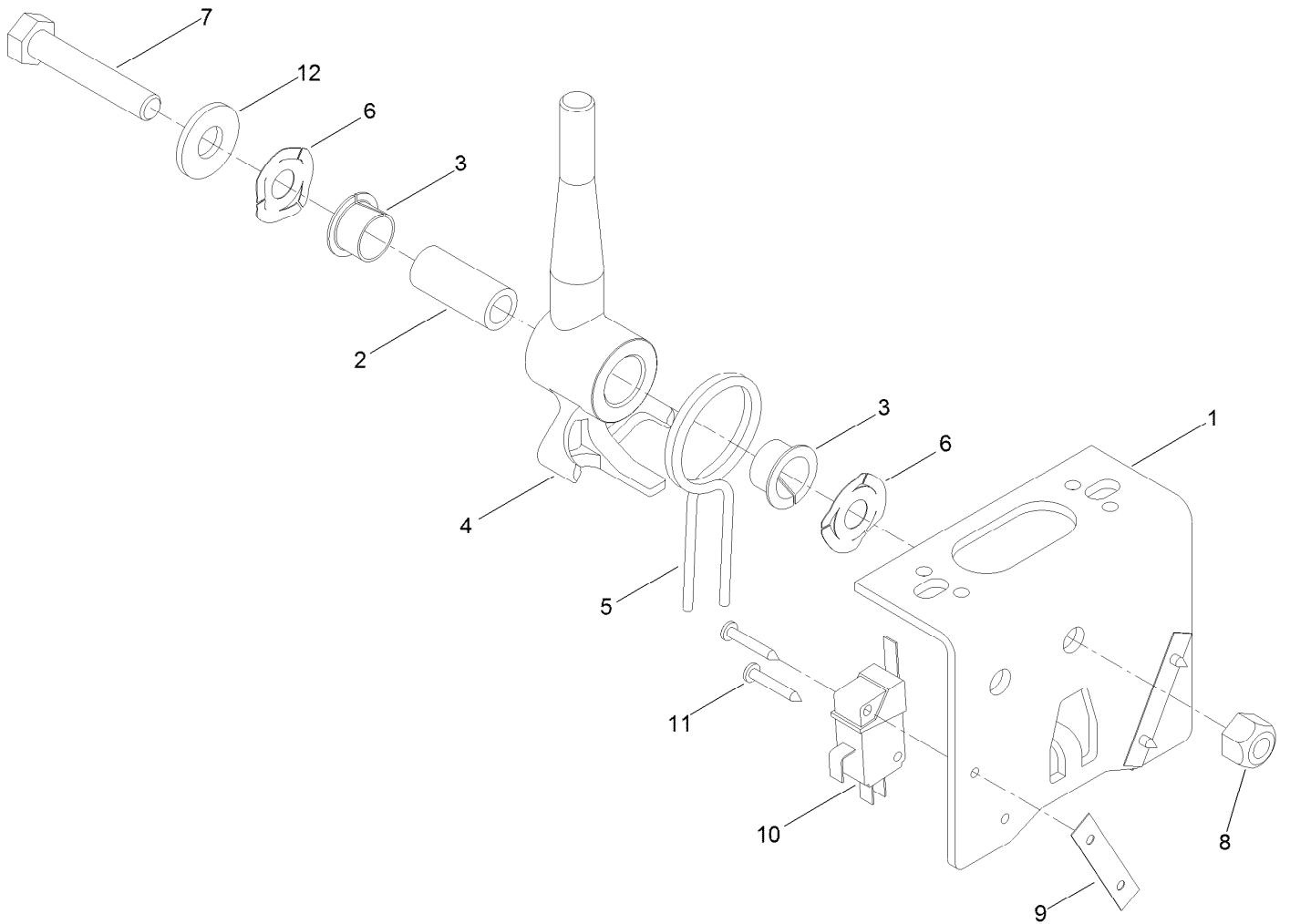
Console and Control Arm Assembly

| Ref. | Part Number | Qty. | Description | Ref. | Part Number | Qty. | Description |
|------|-------------|------|--------------------|------|-------------|------|----------------------|
| 1 | 120-3801-03 | 1 | Frame-Arm, Control | 20 | 106-5269 | 1 | Ignition Switch ASM |
| 2 | 120-6310 | 1 | LCD Display ASM | 20:2 | 108-8660 | 1 | Nut-Mounting |
| 2:1 | 120-4630 | 1 | Nut-Display | 20:3 | 106-5270 | 1 | Ignition Key Set |
| 2:2 | 120-6311 | 1 | Decal-Display | 20:4 | 108-8659 | 1 | Washer-Backup |
| 3 | 95-8999 | 1 | Switch | 21 | 121-5644 | 1 | Decal-Control Panel |
| 4 | 105-4232 | 1 | Switch | 22 | 120-4158 | 1 | Decal-Console, Upper |
| 5 | 32144-86 | 4 | Screw-HWHTF | 23 | 3296-2 | 3 | Nut-Lock, NI |
| 6 | 3230-23 | 2 | Bolt-CARR | 27 | 99-8970 | 1 | Key-Latch, Hood |
| 7 | 125-1938 | 1 | Latch | 28 | 3250-22 | 1 | Screw-PPH |
| 8 | 120-5280 | 1 | Bracket-Joystick | 29 | 114-0446 | 1 | Panel-Access |
| 9 | 104-7201 | 2 | Nut-HF, NI | 30 | 117-0169 | 1 | Decal-Fuses |
| 10 | 3258-166 | 2 | Screw-PRH | 31 | 114-3321 | 1 | Controller-Tec |
| 11 | 74-5950 | 2 | Latch-Swell | 32 | 32144-87 | 4 | Screw-HWHTF |
| 12 | 104-2065 | 10 | Screw-HWH | 33 | 108-7602 | 1 | Rest-Arm |
| 13 | 256-257 | 2 | Bushing-Nyliner | 34 | 110-8912 | 1 | Seal-Foam |
| 14 | 104-8300 | 5 | Nut-HF, NI | 35 | 110-5331 | 1 | Spring-Compression |
| 15 | 108-7605 | 1 | Cover-RH | 36 | 283-88 | 1 | Pin-Clevis |
| 16 | 108-7604 | 1 | Cover-LH | 37 | 32144-41 | 2 | Screw-Taptite |
| 17 | 233-42 | 1 | Knob | 38 | 4-2390 | 2 | Washer-Flat |
| 18 | 93-5961 | 1 | Boot-Lever | 39 | 110-5313-03 | 1 | Bracket-Retainer |
| 19 | 112-9181 | 1 | Plate-Boot | 40 | 283-73 | 1 | Pin-Clevis |



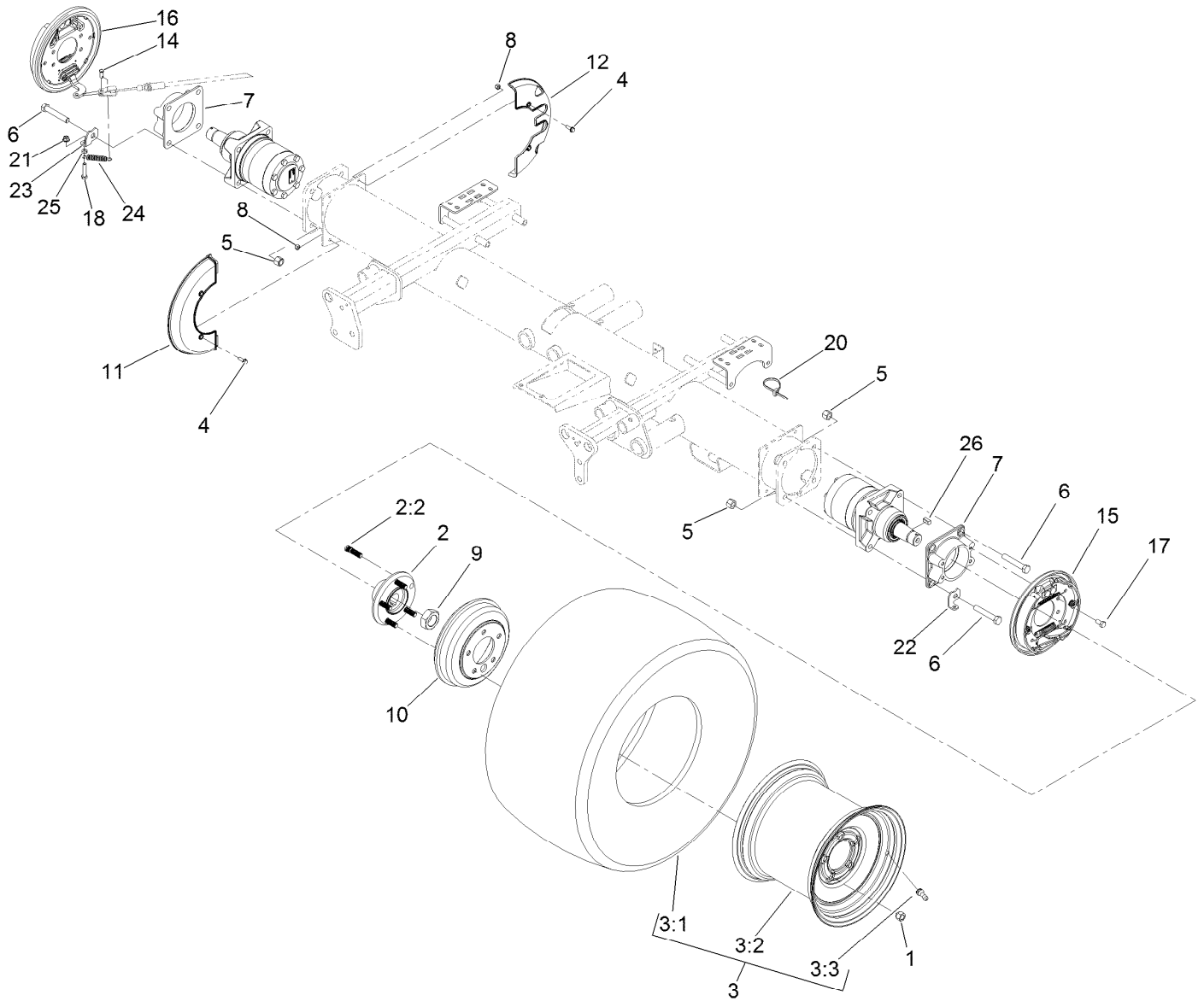
Console and Control Arm Assembly (continued)

| <i>Ref.</i> | <i>Part Number</i> | <i>Qty.</i> | <i>Description</i> | <i>Ref.</i> | <i>Part Number</i> | <i>Qty.</i> | <i>Description</i> |
|-------------|--------------------|-------------|--------------------|-------------|--------------------|-------------|--------------------|
| 41 | 322-7 | 1 | Screw-HH | 46 | 3272-10 | 1 | Pin-Cotter |
| 42 | 110-5314 | 1 | Latch | 47 | 133-2929 | 1 | Control-Throttle |
| 43 | 3272-1 | 1 | Pin-Cotter | 48 | 3290-134 | 2 | Screw |
| 44 | 110-8856 | 1 | Spacer | 49 | 110-8911 | 1 | Seal-Foam |
| 45 | 3256-23 | 1 | Washer-Plain | | | | |



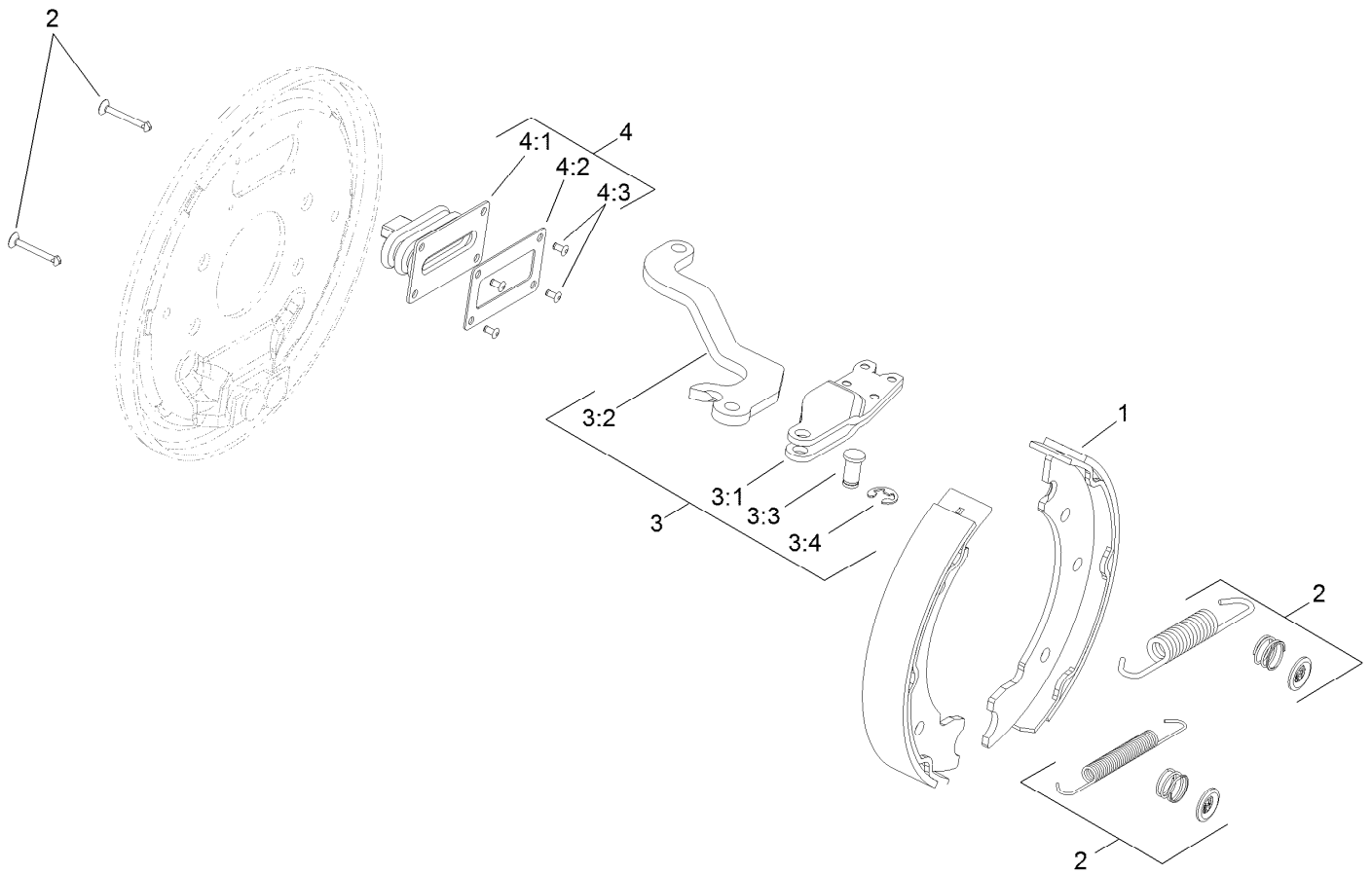
Joystick Bracket Assembly No. 120-5280

| <i>Ref.</i> | <i>Part Number</i> | <i>Qty.</i> | <i>Description</i> |
|-------------|--------------------|-------------|-----------------------|
| 1 | 115-5357-03 | 1 | Bracket-Joystick |
| 2 | 106-4192 | 1 | Spacer |
| 3 | 93-5547 | 2 | Bushing-Nylon |
| 4 | 119-3540 | 1 | Hub-Pivot, Joystick |
| 5 | 105-8289 | 1 | Spring-Torsion |
| 6 | 106-4193 | 2 | Washer-Finger, Spring |
| 7 | 322-9 | 1 | Screw-HH |
| 8 | 3296-29 | 1 | Nut-Lock, NI |
| 9 | 3290-354 | 2 | Nut-Speed |
| 10 | 108-6496 | 2 | Switch (W/Boot) |
| 11 | 95-3003 | 4 | Screw-PPHTF |
| 12 | 3256-3 | 1 | Washer-Flat |



Front Axle Assembly

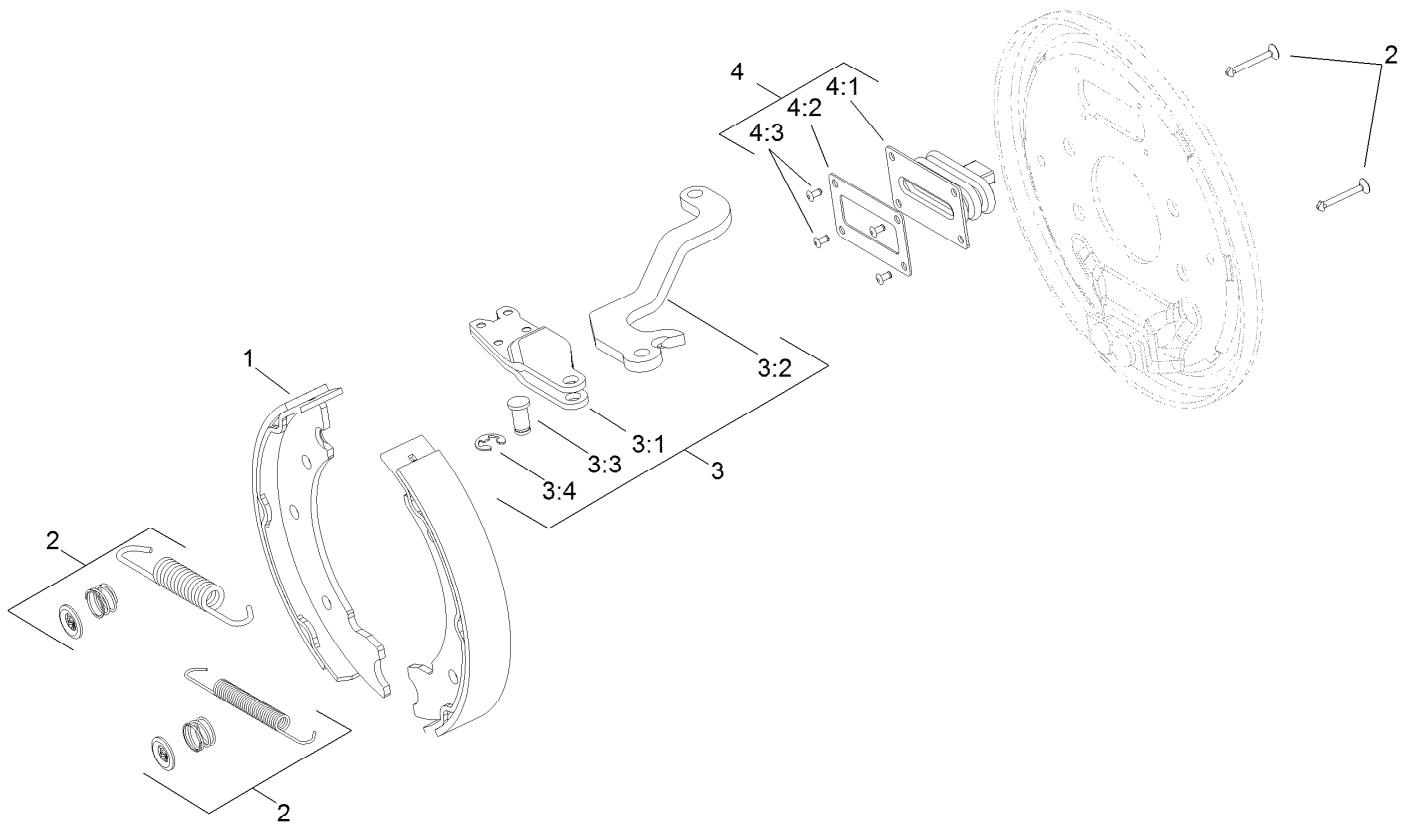
| Ref. | Part Number | Qty. | Description | Ref. | Part Number | Qty. | Description |
|------|-------------|------|---------------|------|-------------|------|---------------------|
| 1 | 242-50 | 10 | Nut-Lug | 11 | 127-2741 | 2 | Shield-Wheel, Front |
| 2 | 121-5631 | 2 | Hub ASM | 12 | 127-2742 | 2 | Shield-Wheel, Rear |
| 2:2 | 114-3918 | 5 | Stud-Wheel | 14 | 283-62 | 2 | Pin-Clevis |
| 3 | 117-5194 | 2 | Tire ASM | 15 | 120-6261 | 1 | LH Brake ASM |
| 3:1 | 117-5196 | 1 | Tire | 16 | 120-6260 | 1 | RH Brake ASM |
| 3:2 | 117-5197 | 1 | Wheel | 17 | 323-4 | 8 | Screw-HH |
| 3:3 | 232-27 | 1 | Stem-Valve | 18 | 322-7 | 2 | Screw-HH |
| 4 | 115-5103 | 8 | Screw-HHF | 20 | 3290-378 | 2 | Tie-Cable |
| 5 | 3296-23 | 8 | Nut-Lock, NI | 21 | 104-8300 | 2 | Nut-HF, NI |
| 6 | 325-12 | 8 | Screw-HH | 22 | 120-6267 | 1 | Clip-Spring, LH |
| 7 | 120-6253-03 | 2 | Adapter-Brake | 23 | 120-6266 | 1 | Clip-Spring, RH |
| 8 | 3296-42 | 8 | Nut-Lock, NI | 24 | 87-4020 | 2 | Spring-Extension |
| 9 | 117-3290 | 2 | Nut-Hex | 25 | 3218-2 | 2 | Nut-Hex Jam |
| 10 | 114-8864 | 2 | Drum-Brake | 26 | 117-5198 | 2 | Key-Square |



LH Brake Assembly No. 120-6261

| Ref. | Part Number | Qty. | Description |
|------|-------------|------|--------------------|
| 1 | 108-6981 | 1 | Brake Shoe Kit |
| 2 | 108-6983 | 1 | Brake Hardware Kit |
| 3 | 110-8910 | 1 | LH Actuator Kit |
| 3:1 | | 1 | Housing ● |
| 3:2 | | 1 | Lever-LH ● |
| 3:3 | | 1 | Pin-Pivot ● |
| 3:4 | | 1 | E-Ring ● |
| 4 | 110-8885 | 1 | Dust Boot Kit |
| 4:1 | | 1 | Boot ● |
| 4:2 | | 1 | Plate-Back Up ● |
| 4:3 | | 2 | Rivet ● |

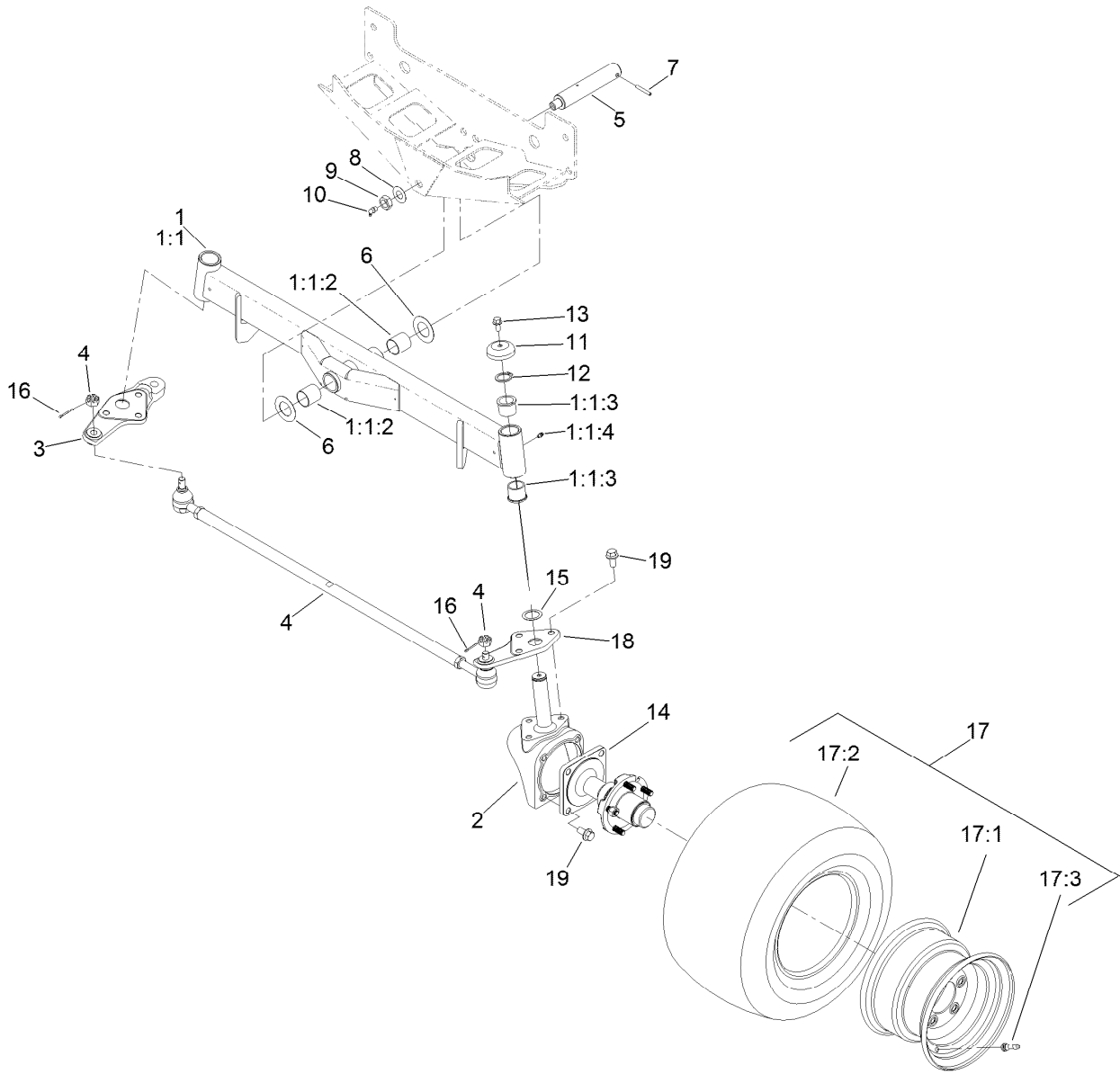
● Not serviced separately



RH Brake Assembly No. 120-6260

| Ref. | Part Number | Qty. | Description |
|------|-------------|------|--------------------|
| 1 | 108-6981 | 1 | Brake Shoe Kit |
| 2 | 108-6983 | 1 | Brake Hardware Kit |
| 3 | 110-8884 | 1 | RH Actuator Kit |
| 3:1 | | 1 | Housing ● |
| 3:2 | | 1 | Lever-RH ● |
| 3:3 | | 1 | Pin-Pivot ● |
| 3:4 | | 1 | E-Ring ● |
| 4 | 110-8885 | 1 | Dust Boot Kit |
| 4:1 | | 1 | Boot ● |
| 4:2 | | 1 | Plate-Back Up ● |
| 4:3 | | 2 | Rivet ● |

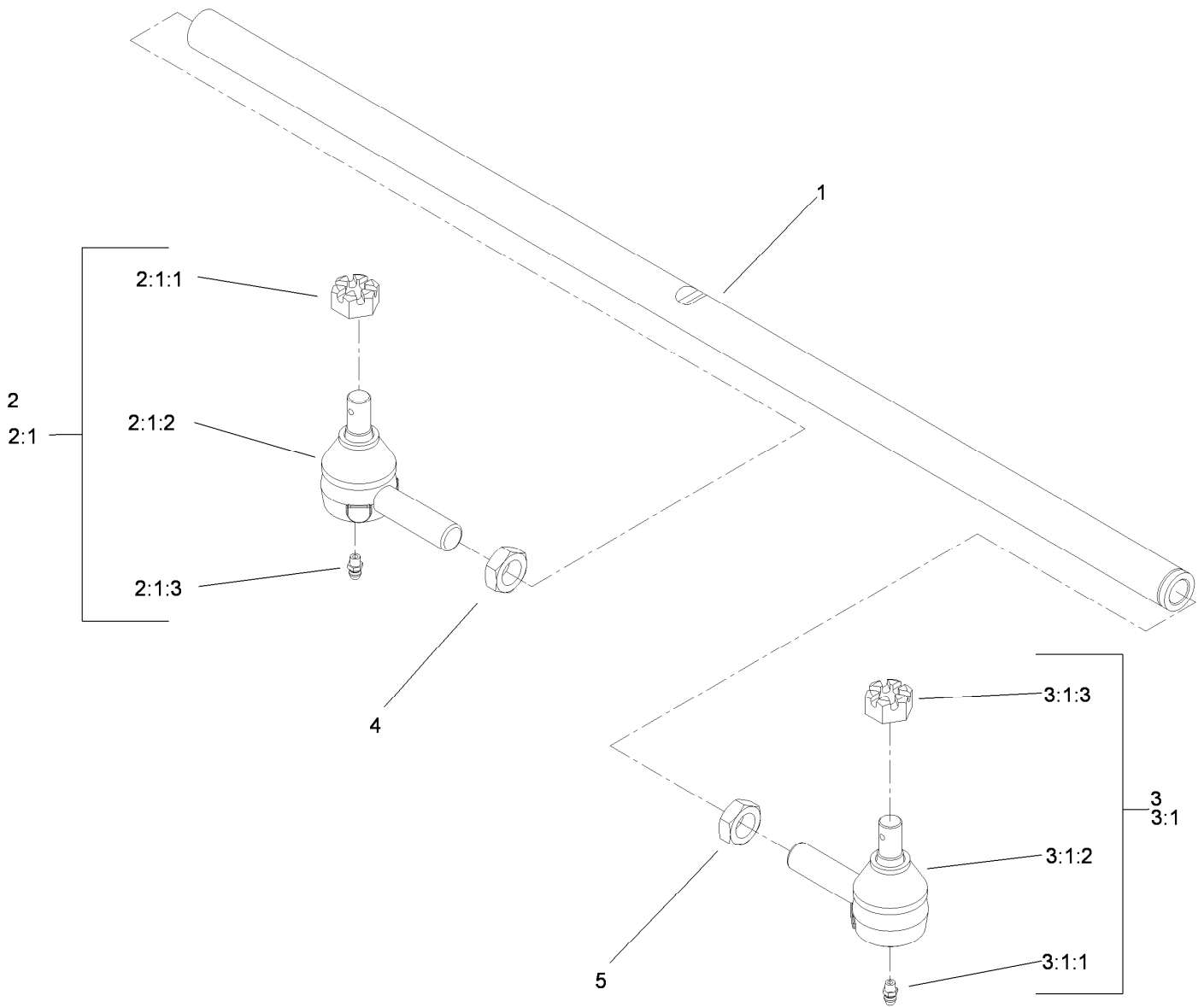
● Not serviced separately



Rear Axle Assembly

| <i>Ref.</i> | <i>Part Number</i> | <i>Qty.</i> | <i>Description</i> | <i>Ref.</i> | <i>Part Number</i> | <i>Qty.</i> | <i>Description</i> |
|-------------|--------------------|-------------|--------------------|-------------|--------------------|-------------|--------------------------|
| 1 | 107-4546-03 | 1 | Axle ASM | 10 | 302-33 | 1 | Fitting-Grease |
| 1:1 | | 1 | Axle ● | 11 | 69-8890 | 2 | Cap-Spindle |
| 1:1:2 | 99-6964 | 2 | Bushing-Axle | 12 | 32151-77 | 2 | Ring-Retaining, External |
| 1:1:3 | 104-0015 | 4 | Bushing-Flange | 13 | 3234-1 | 2 | Screw-HHF |
| 1:1:4 | 302-5 | 2 | Fitting-Grease | 14 | 117-8961 | 2 | Hub And Spindle ASM |
| 2 | 107-4517-03 | 2 | Housing-Motor | 15 | 76-2980 | 2 | Washer-Thrust |
| 3 | 110-5295-03 | 1 | Link-Drag, RH | 16 | 3272-12 | 2 | Pin-Cotter |
| 4 | 110-5334-03 | 1 | Tie Rod ASM | 17 | 117-0281 | 2 | Rim And Tire ASM |
| 5 | 98-8173 | 1 | Pin-Pivot, Axle | 17:1 | 117-0280 | 1 | Rim |
| 6 | 99-8432 | 2 | Washer-Thrust | 17:2 | 117-5125 | 1 | Tire |
| 7 | 32121-32 | 1 | Pin-Roll | 17:3 | 232-27 | 1 | Stem-Valve |
| 8 | 71-4540 | 1 | Washer-Thrust | 18 | 110-5297-03 | 1 | Link-Drag, LH |
| 9 | 3296-15 | 1 | Nut-Lock, NI | 19 | 3234-6 | 14 | Screw-HHF |

● Not serviced separately

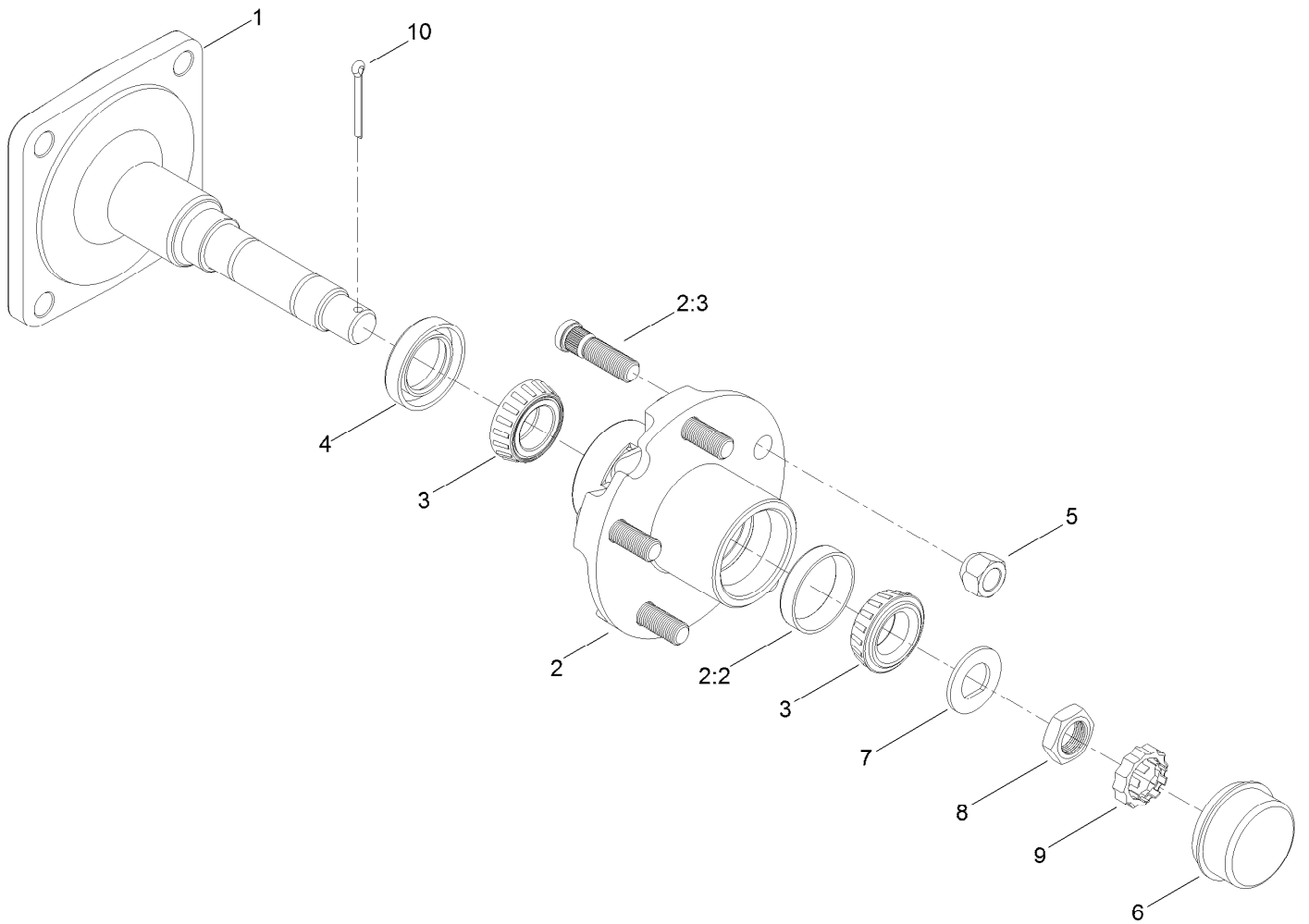


Tie Rod Assembly No. 110-5334-03

| Ref. | Part Number | Qty. | Description |
|-------|-------------|------|----------------------|
| 1 | 110-5335 | 1 | Rod-Tie |
| 2 | 71-4740-03 | 1 | RH Tie Rod End ASM |
| 2:1 | | 1 | End-Rod, Tie (RH) ●■ |
| 2:1:1 | 105-7941 | 1 | Nut-Hex, Slotted ● |
| 2:1:2 | 105-7835 | 1 | Seal ● |
| 2:1:3 | 302-5 | 1 | Fitting-Grease |
| 3 | 2411-46-03 | 1 | LH Tie Rod ASM |
| 3:1 | | 1 | End-Rod, Tie (LH) ●■ |
| 3:1:1 | 302-5 | 1 | Fitting-Grease ● |
| 3:1:2 | 105-7835 | 1 | Seal ● |
| 3:1:3 | 105-7941 | 1 | Nut-Hex, Slotted ● |
| 4 | 84-5300 | 1 | Nut-Jam |
| 5 | 110-5337 | 1 | Nut-Jam |

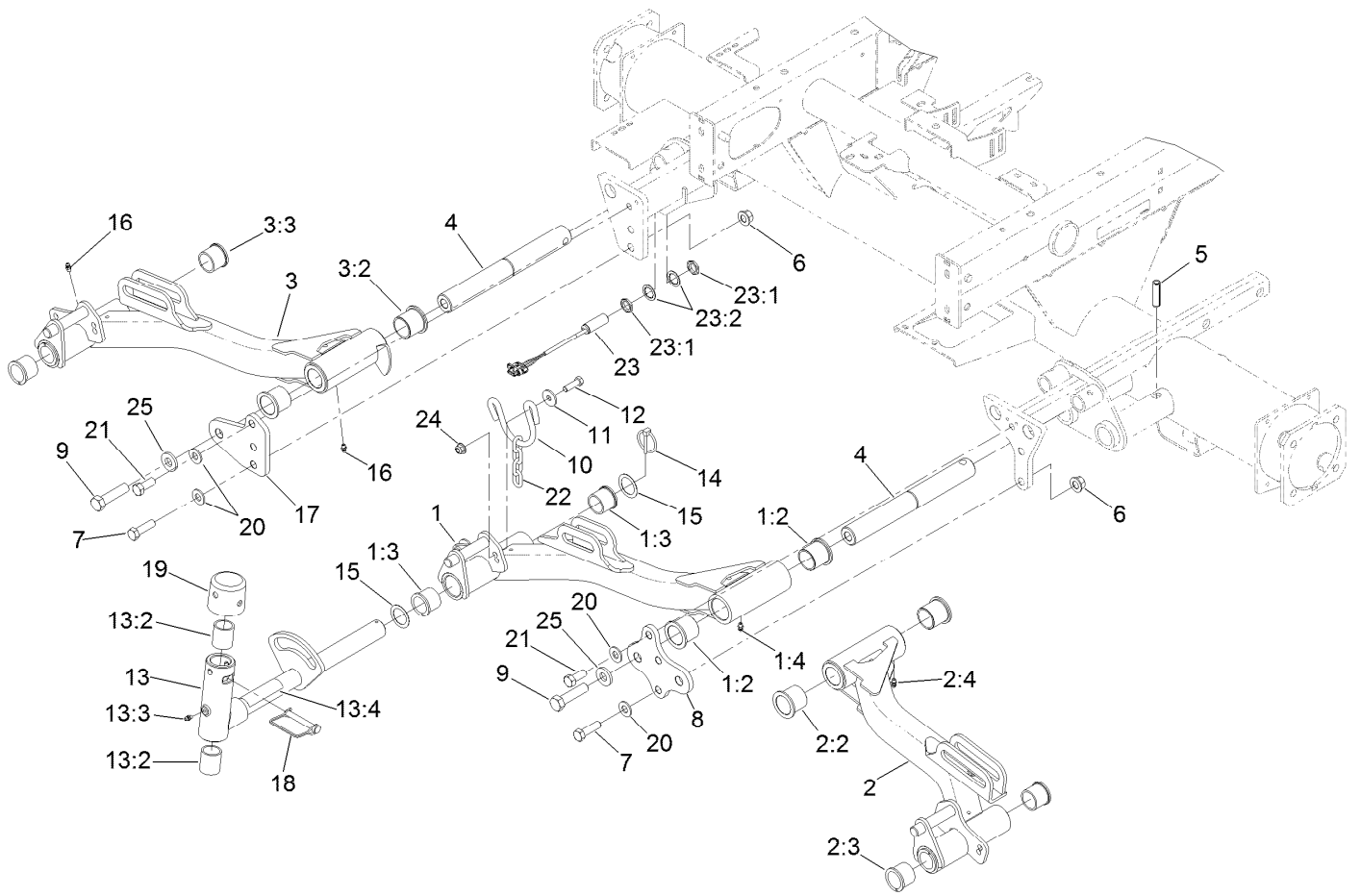
● Not illustrated

■ Not serviced separately



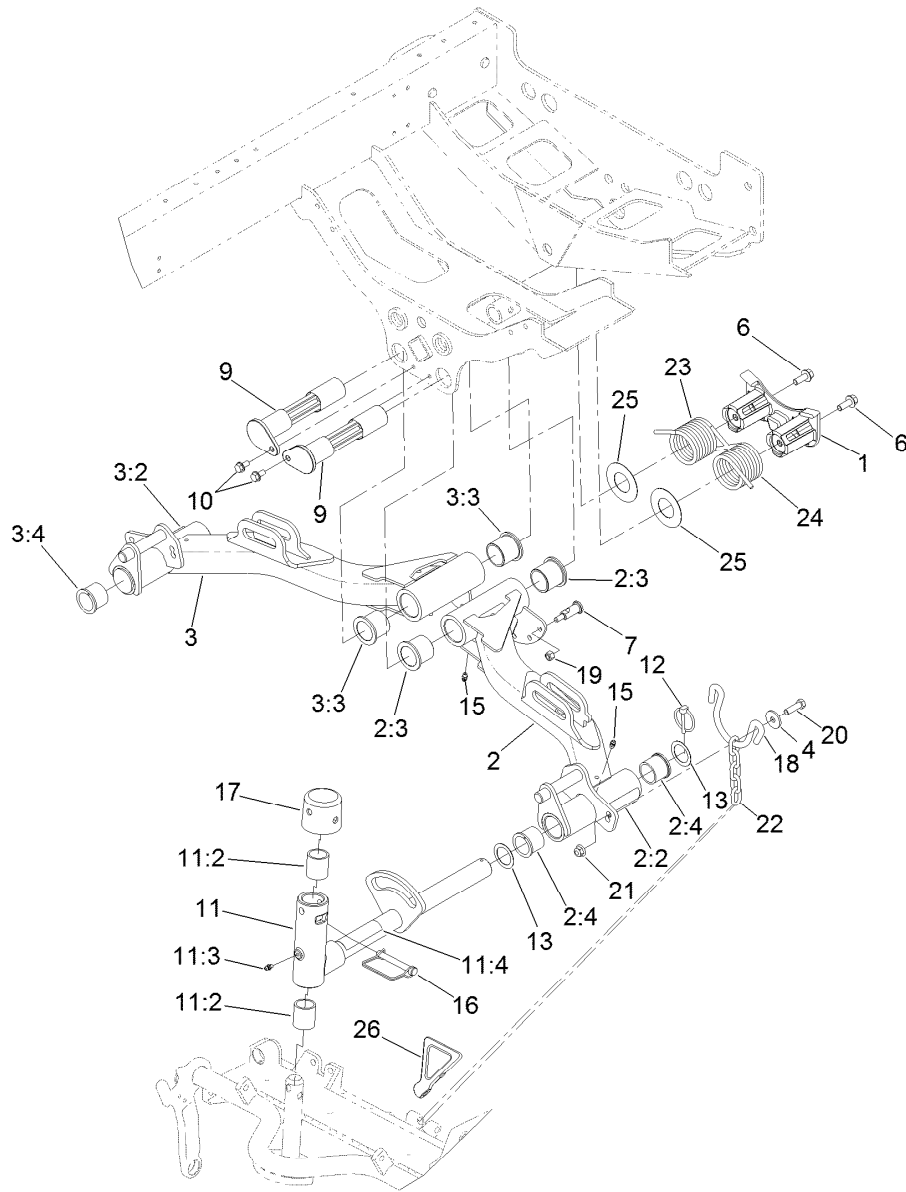
Hub and Spindle Assembly No. 117-8961

| <i>Ref.</i> | <i>Part Number</i> | <i>Qty.</i> | <i>Description</i> |
|-------------|--------------------|-------------|-----------------------|
| 1 | 117-8958 | 1 | Spindle |
| 2 | 117-8963 | 1 | Hub ASM |
| 2:2 | 254-72 | 2 | Bearing-Cup, Tapered |
| 2:3 | 114-3918 | 5 | Stud-Wheel |
| 3 | 254-94 | 2 | Bearing-Cone, Tapered |
| 4 | 112-1690 | 1 | Seal-Oil |
| 5 | 242-50 | 5 | Nut-Lug |
| 6 | 241-119 | 1 | Cap-Dust |
| 7 | 117-8259 | 1 | Washer-Spindle |
| 8 | 117-8260 | 1 | Nut |
| 9 | 93-0307 | 1 | Nut-Lock, Retainer |
| 10 | 3272-18 | 1 | Pin-Cotter |



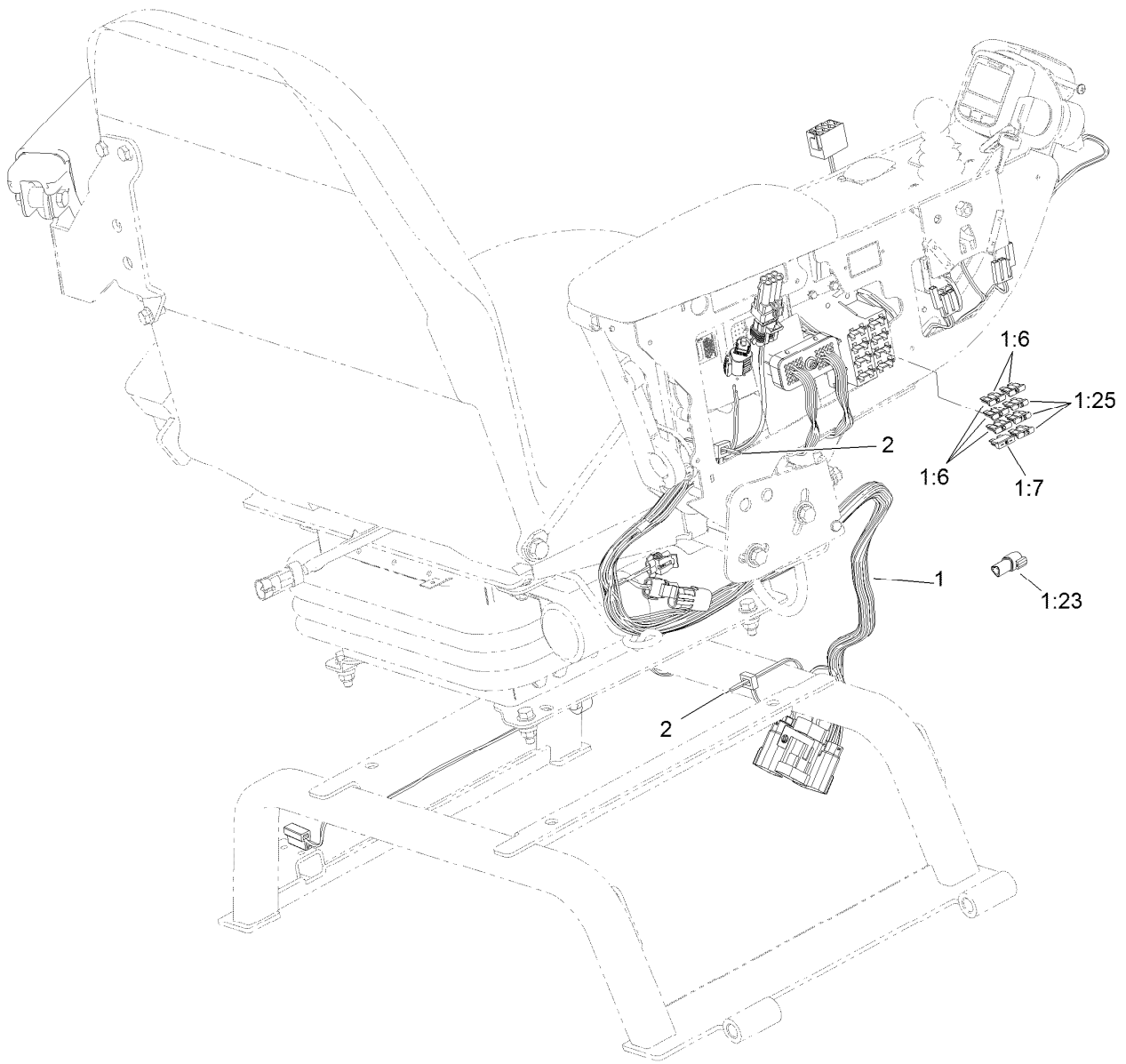
No. 1, 4 and 5 Lift Arm Assembly

| Ref. | Part Number | Qty. | Description | Ref. | Part Number | Qty. | Description |
|------|-------------|------|----------------------|------|-------------|------|-----------------------------|
| 1 | 110-0991 | 1 | No. 1 Lift Arm ASM | 12 | 323-7 | 6 | Screw-HH |
| 1:2 | 69-6470 | 2 | Bushing-Caster | 13 | 107-2052 | 3 | Pivot Yoke ASM |
| 1:3 | 104-0015 | 2 | Bushing-Flange | 13:2 | 121-3187 | 2 | Bushing |
| 1:4 | 302-5 | 2 | Fitting-Grease | 13:3 | 302-5 | 1 | Fitting-Grease |
| 2 | 114-8874 | 1 | No. 4 Lift Arm ASM | 13:4 | 110-9642 | 1 | Decal-Warning |
| 2:2 | 69-6470 | 2 | Bushing-Caster | 14 | 92-1298 | 3 | Pin-Lynch |
| 2:3 | 104-0015 | 2 | Bushing-Flange | 15 | 76-2980 | 6 | Washer-Thrust |
| 2:4 | 302-5 | 2 | Fitting-Grease | 16 | 302-5 | 6 | Fitting-Grease |
| 3 | 110-0995 | 1 | No. 5 Lift Arm ASM | 17 | 117-5153-01 | 1 | Plate-Bridge 5 |
| 3:2 | 69-6470 | 2 | Bushing-Caster | 18 | 107-7400 | 3 | Pin-Lynch |
| 3:3 | 104-0015 | 2 | Bushing-Flange | 19 | 107-4027 | 3 | Cap |
| 4 | 117-0208 | 3 | Shaft-Pivot, Liftarm | 20 | 87-7270 | 6 | Washer-Thrust |
| 5 | 32121-122 | 3 | Pin-Roll | 21 | 325-5 | 2 | Screw-HH |
| 6 | 99-5107 | 4 | Nut-Lock | 22 | 84-2451 | 3 | Chain-Straight, 5 Link |
| 7 | 325-7 | 4 | Screw-HH | 23 | 115-5300 | 1 | Proximity Switch ASM |
| 8 | 117-5154-01 | 1 | Plate-Bridge 1 And 4 | 23:1 | 117-3207 | 2 | Nut-Hex |
| 9 | 327-7 | 3 | Screw-HH | 23:2 | 117-3208 | 2 | Washer-Lock, Internal Tooth |
| 10 | 110-0922 | 3 | Hoop-Chain | 24 | 104-8301 | 6 | Nut-HF, NI |
| 11 | 63-8410 | 6 | Washer | 25 | 99-7667 | 3 | Washer-Flat |



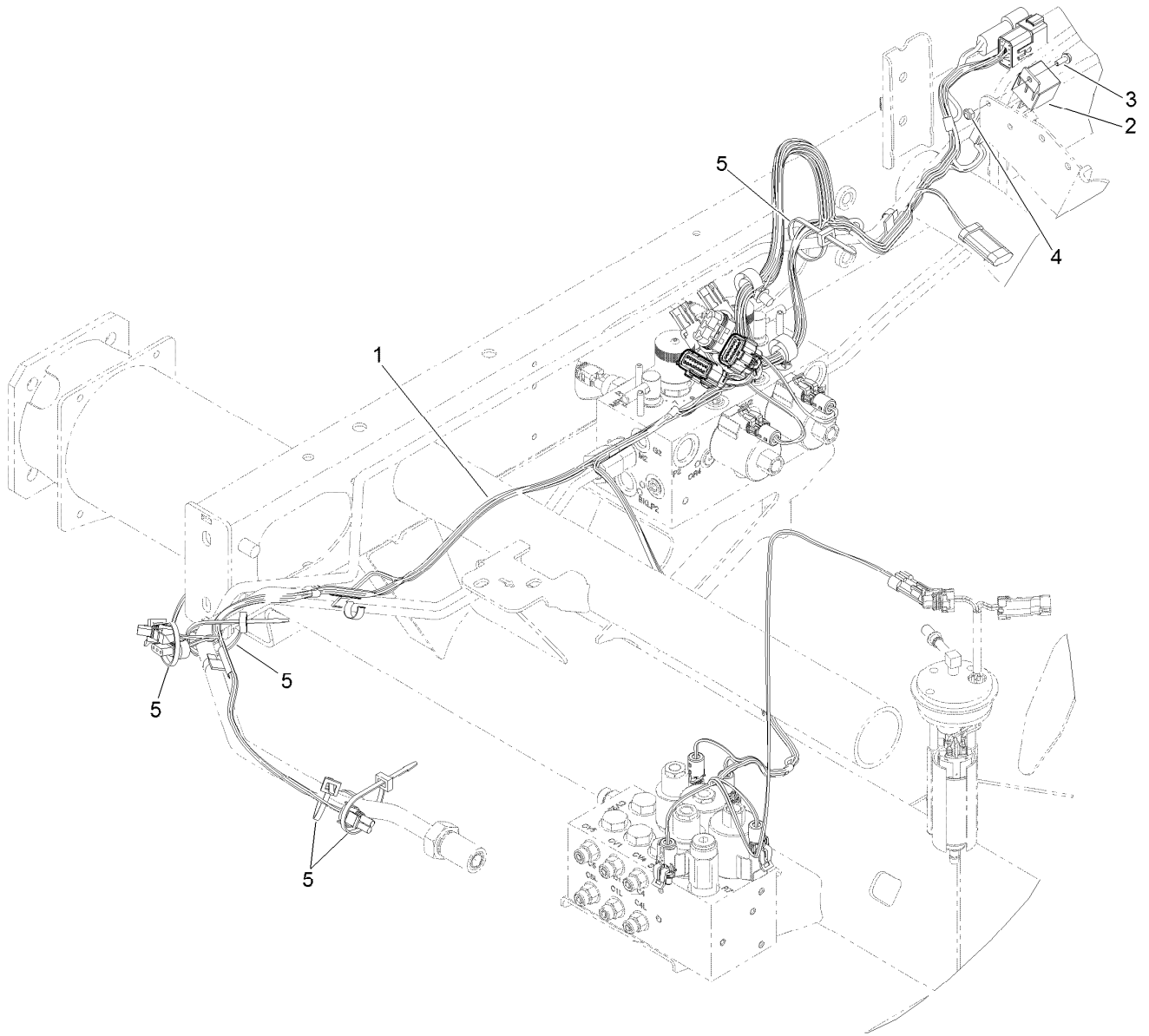
No. 2 and 3 Lift Arm Assembly

| Ref. | Part Number | Qty. | Description | Ref. | Part Number | Qty. | Description |
|------|-------------|------|-----------------|------|-------------|------|------------------------|
| 1 | 125-2018 | 1 | Housing | 11:3 | 302-5 | 1 | Fitting-Grease |
| 2 | 125-2912 | 1 | Lift Arm 2 ASM | 11:4 | 110-9642 | 1 | Decal-Warning |
| 2:2 | 93-6696 | 1 | Decal-Warning | 12 | 92-1298 | 2 | Pin-Lynch |
| 2:3 | 69-6470 | 2 | Bushing-Caster | 13 | 76-2980 | 4 | Washer-Thrust |
| 2:4 | 104-0015 | 2 | Bushing-Flange | 15 | 302-5 | 4 | Fitting-Grease |
| 3 | 125-2913 | 1 | Lift Arm 3 ASM | 16 | 107-7400 | 2 | Pin-Lynch |
| 3:2 | 93-6696 | 1 | Decal-Warning | 17 | 107-4027 | 2 | Cap |
| 3:3 | 69-6470 | 2 | Bushing-Caster | 18 | 110-0922 | 2 | Hoop-Chain |
| 3:4 | 104-0015 | 2 | Bushing-Flange | 19 | 3296-29 | 6 | Nut-Lock, NI |
| 4 | 63-8410 | 4 | Washer | 20 | 323-7 | 4 | Screw-HH |
| 6 | 3234-11 | 2 | Screw-HHF | 21 | 104-8301 | 4 | Nut-HF, NI |
| 7 | 120-6283 | 6 | Stud-Shouldered | 22 | 84-2451 | 2 | Chain-Straight, 5 Link |
| 9 | 125-2037 | 2 | Shaft | 23 | 99-5608-03 | 1 | Spring-Torsion, RH |
| 10 | 32144-14 | 2 | Screw-HWHTF | 24 | 99-5609-03 | 1 | Spring-Torsion, LH |
| 11 | 107-2052 | 2 | Pivot Yoke ASM | 25 | 110-5345 | 2 | Washer |
| 11:2 | 121-3187 | 2 | Bushing | 26 | 119-8010-03 | 1 | Kickstand |



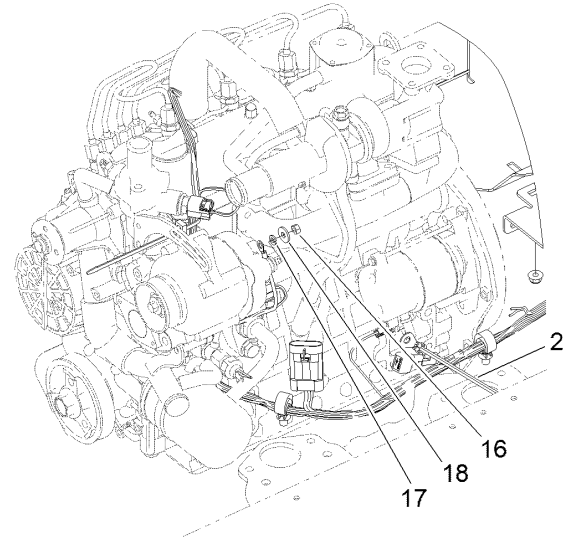
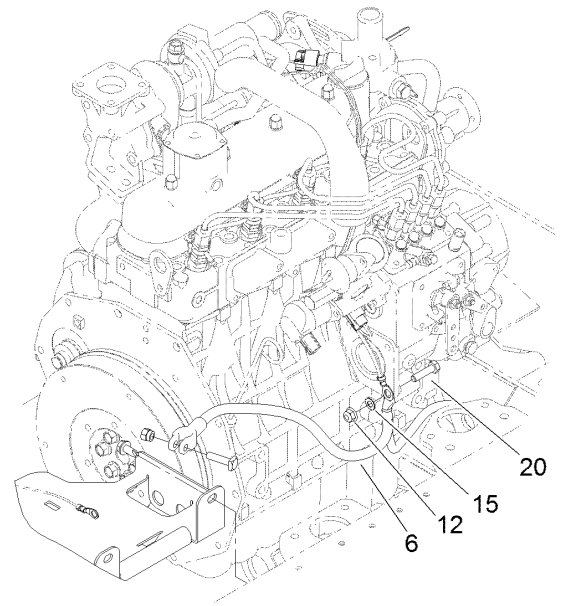
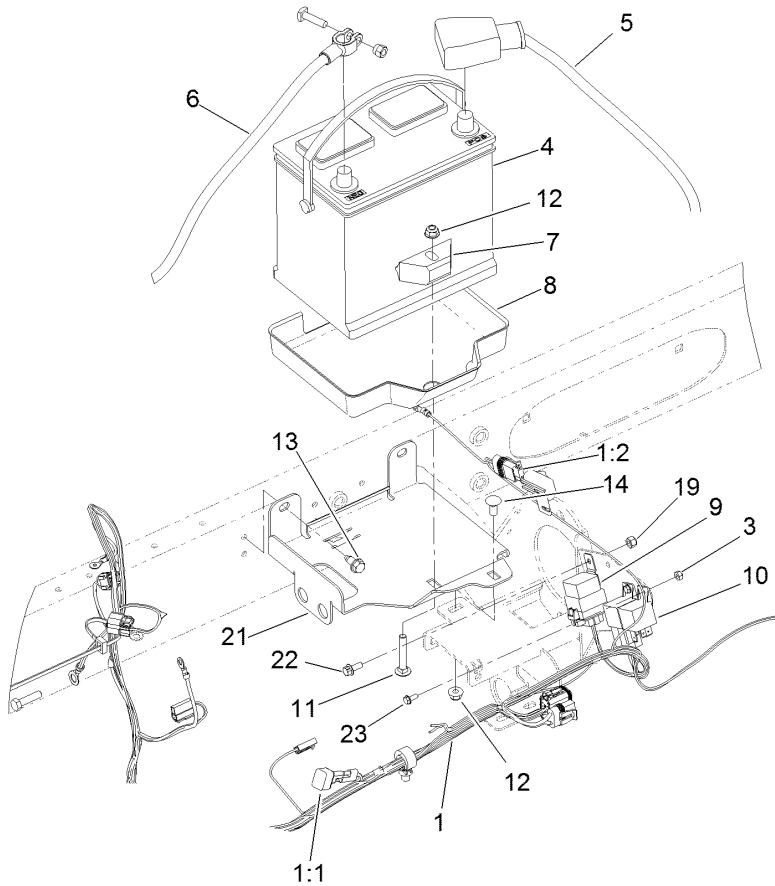
Seat and Control Arm Wiring Harness Assembly

| <i>Ref.</i> | <i>Part Number</i> | <i>Qty.</i> | <i>Description</i> |
|-------------|--------------------|-------------|---------------------|
| 1 | 115-8081 | 1 | Harness-Wire, Seat |
| 1:6 | 218-578 | 3 | Fuse-Blade, 10 Amp |
| 1:7 | 109355 | 1 | Fuse-Blade, 15 Amp |
| 1:23 | 32180-043 | 1 | Resistor-120 Ohm |
| 1:25 | 114241 | 3 | Fuse-Blade, 7.5 Amp |
| 2 | 3290-378 | 3 | Tie-Cable |



Main Wiring Harness Assembly

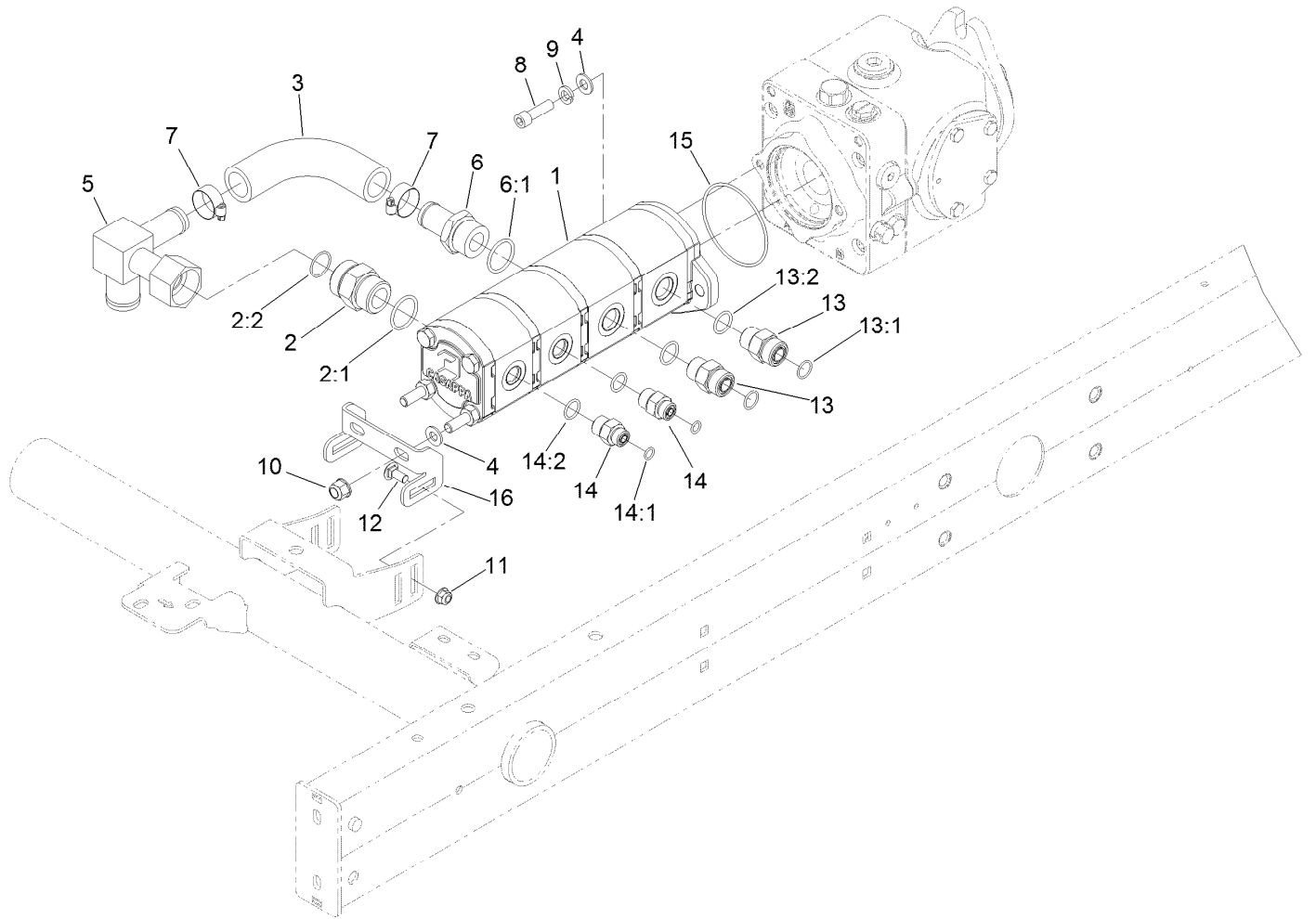
| <i>Ref.</i> | <i>Part Number</i> | <i>Qty.</i> | <i>Description</i> |
|-------------|--------------------|-------------|--------------------|
| 1 | 120-6356 | 1 | Harness-Wire, Main |
| 2 | 99-7435 | 1 | Relay |
| 3 | 3290-321 | 1 | Screw-HWH |
| 4 | 3296-2 | 1 | Nut-Lock, NI |
| 5 | 3290-378 | 10 | Tie-Cable |



Battery Mounting Assembly

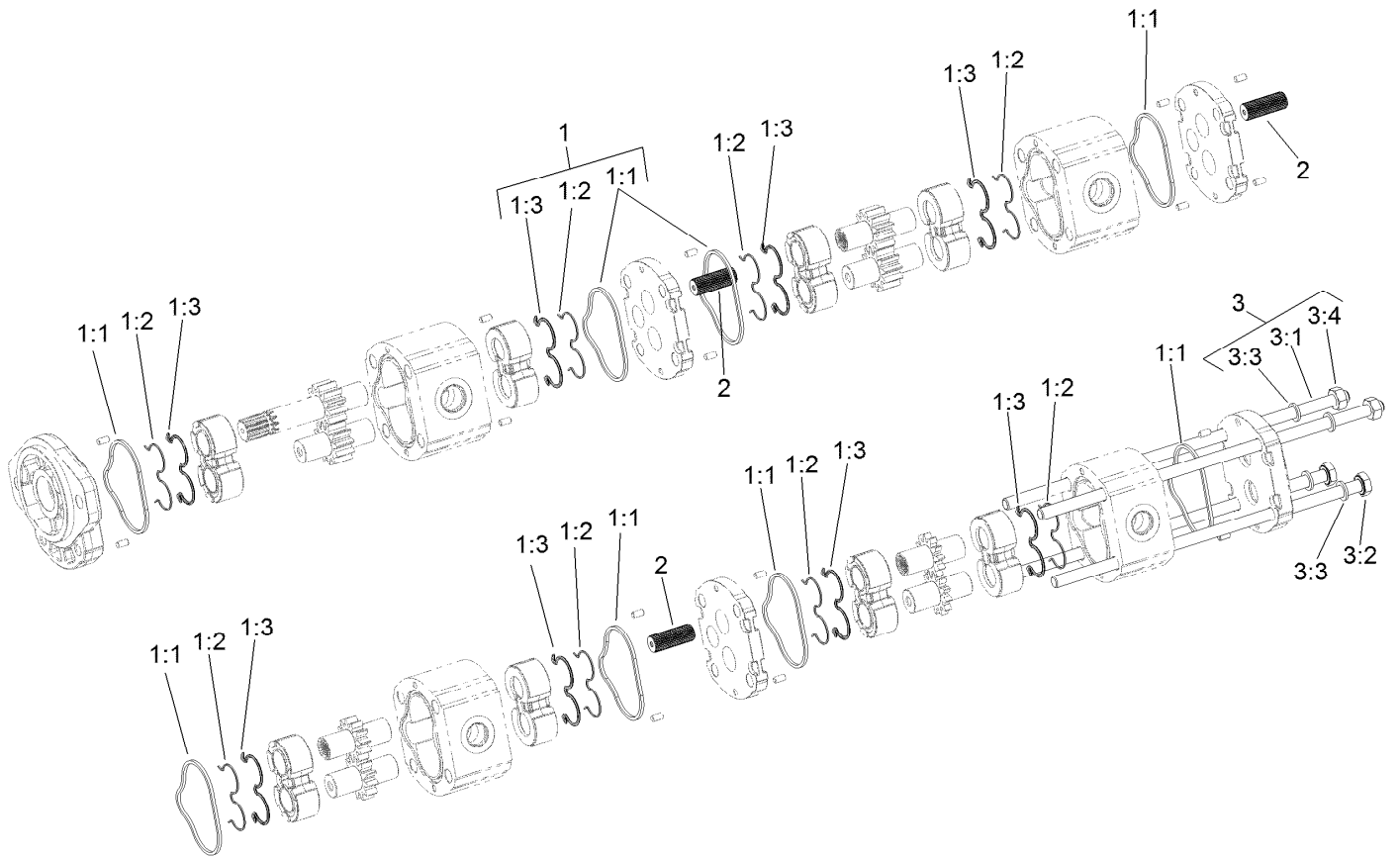
| Ref. | Part Number | Qty. | Description |
|------|-------------|------|----------------------------|
| 1 | 120-6346 | 1 | Harness-Wire, Row Engine |
| 1:1 | 100-4918 | 1 | Diode |
| 1:2 | 94-6710 | 1 | Fuse-2 Amp |
| 2 | 99-3441 | 1 | Harness-Wire, Fusible Link |
| 3 | 3296-2 | 1 | Nut-Lock, NI |
| 4 | 104-9979 | 1 | Battery |
| 5 | 108-1802 | 1 | Cable-Battery, Positive |
| 6 | 110-8813 | 1 | Cable-Battery, Negative |
| 7 | 66-2490 | 1 | Retainer-Battery |
| 8 | 99-3513 | 1 | Tray-Battery |
| 9 | 99-7430 | 1 | Relay-Mini |
| 10 | 99-7435 | 1 | Relay |
| 11 | 3230-6 | 1 | Bolt-CARR |

| Ref. | Part Number | Qty. | Description |
|------|-------------|------|---------------------|
| 12 | 104-8300 | 4 | Nut-HF, NI |
| 13 | 32104-32 | 2 | Screw-HWH |
| 14 | 3230-1 | 1 | Bolt-CARR |
| 15 | 3255-8 | 1 | Washer-Lock |
| 16 | 48-7890 | 1 | Nut-Hex |
| 17 | 43-5930 | 1 | Washer-Lock, Spring |
| 18 | 3256-78 | 1 | Washer-Flat |
| 19 | 3296-42 | 1 | Nut-Lock, NI |
| 20 | 322-6 | 1 | Screw-HH |
| 21 | 110-0907-01 | 1 | Bracket-Battery |
| 22 | 3234-33 | 1 | Screw-HHF |
| 23 | 3290-321 | 1 | Screw-HWH |



Gear Pump Assembly

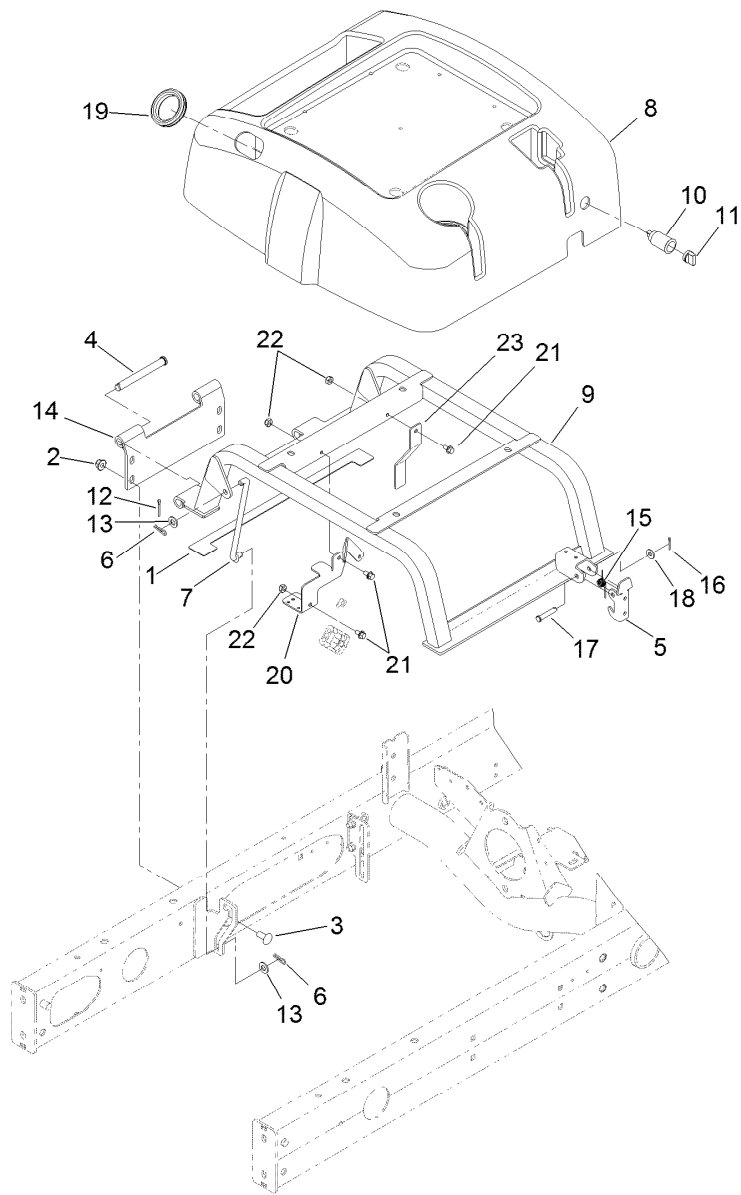
| <i>Ref.</i> | <i>Part Number</i> | <i>Qty.</i> | <i>Description</i> | <i>Ref.</i> | <i>Part Number</i> | <i>Qty.</i> | <i>Description</i> |
|-------------|--------------------|-------------|--------------------|-------------|--------------------|-------------|-----------------------|
| 1 | 107-4547 | 1 | Gear Pump ASM | 10 | 103-9511 | 2 | Nut-Lock, NI |
| 2 | 104-3797 | 1 | Fitting-Straight | 11 | 104-8300 | 2 | Nut-HF, NI |
| 2:1 | 237-146 | 1 | O-Ring | 12 | 3230-1 | 2 | Bolt-CARR |
| 2:2 | 340-65 | 1 | O-Ring | 13 | 340-7 | 2 | Fitting-Straight |
| 3 | 108-1683 | 1 | Hose-Formed | 13:1 | 237-65 | 1 | O-Ring |
| 4 | 3256-24 | 4 | Washer-Flat | 13:2 | 237-80 | 1 | O-Ring |
| 5 | 108-1672 | 1 | Manifold-Tube | 14 | 340-3 | 2 | Fitting-Straight |
| 6 | 354-78 | 1 | Fitting-STR | 14:1 | 237-22 | 1 | O-Ring |
| 6:1 | 237-146 | 1 | O-Ring | 14:2 | 237-79 | 1 | O-Ring |
| 7 | 2412-34 | 2 | Clamp-Hose | 15 | 237-161 | 1 | O-Ring |
| 8 | 3274-1 | 2 | Screw-HSH | 16 | 108-1801-01 | 1 | Bracket-Support, Pump |
| 9 | 3253-5 | 2 | Washer-Lock | | | | |



Gear Pump Assembly No. 107-4547

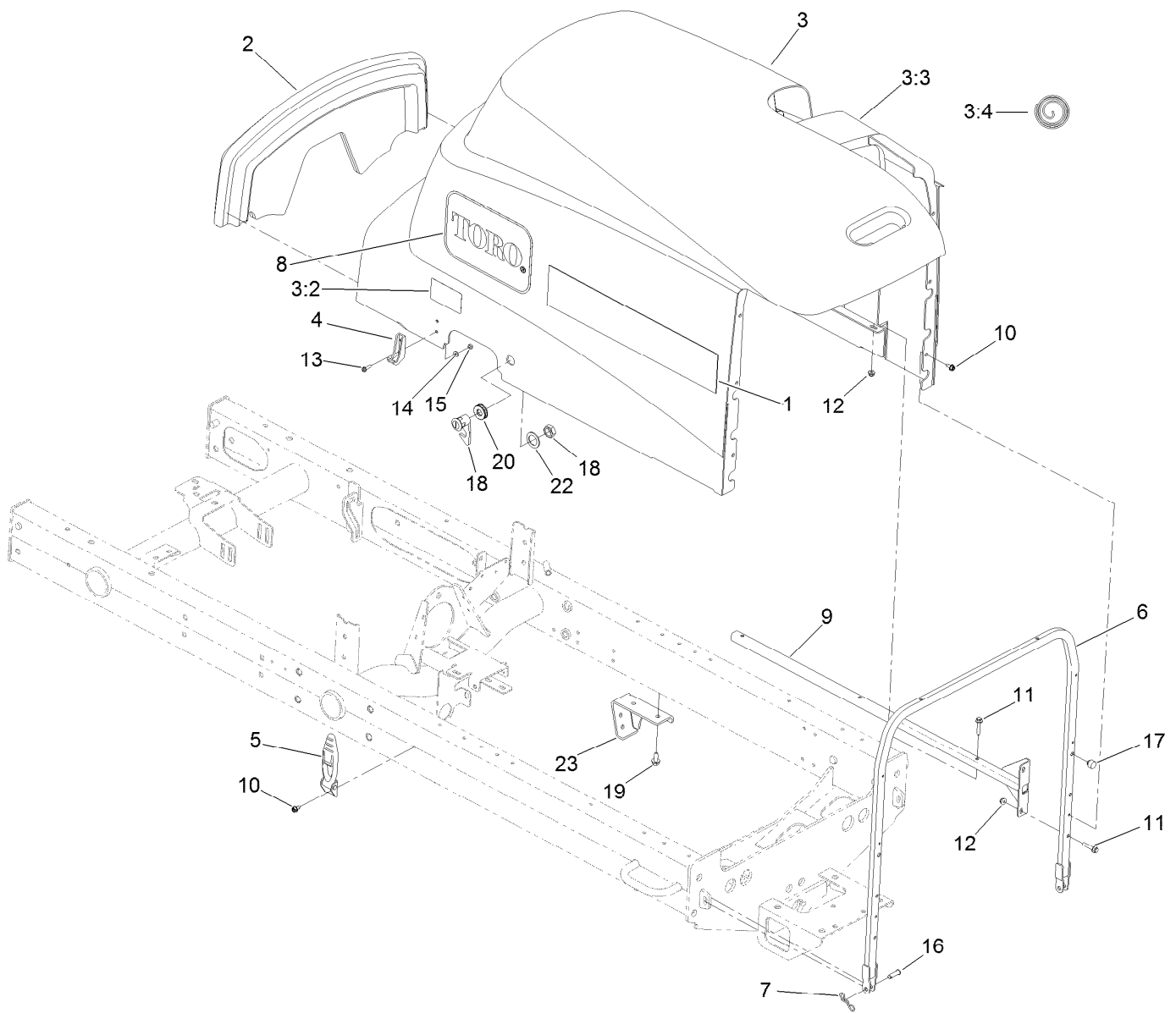
| Ref. | Part Number | Qty. | Description |
|------|-------------|------|----------------|
| 1 | 108-4595 | 1 | Seal Kit |
| 1:1 | | 8 | Seal ● |
| 1:2 | | 8 | Seal ● |
| 1:3 | | 8 | Ring-Back Up ● |
| 2 | 120-6284 | 3 | Hub-Connecting |
| 3 | 125-8760 | 1 | Kit-Bolt |
| 3:1 | | 2 | Bolt-Stud ● |
| 3:2 | | 2 | Screw ● |
| 3:3 | | 4 | Washer ● |
| 3:4 | | 2 | Nut ● |

● Not serviced separately



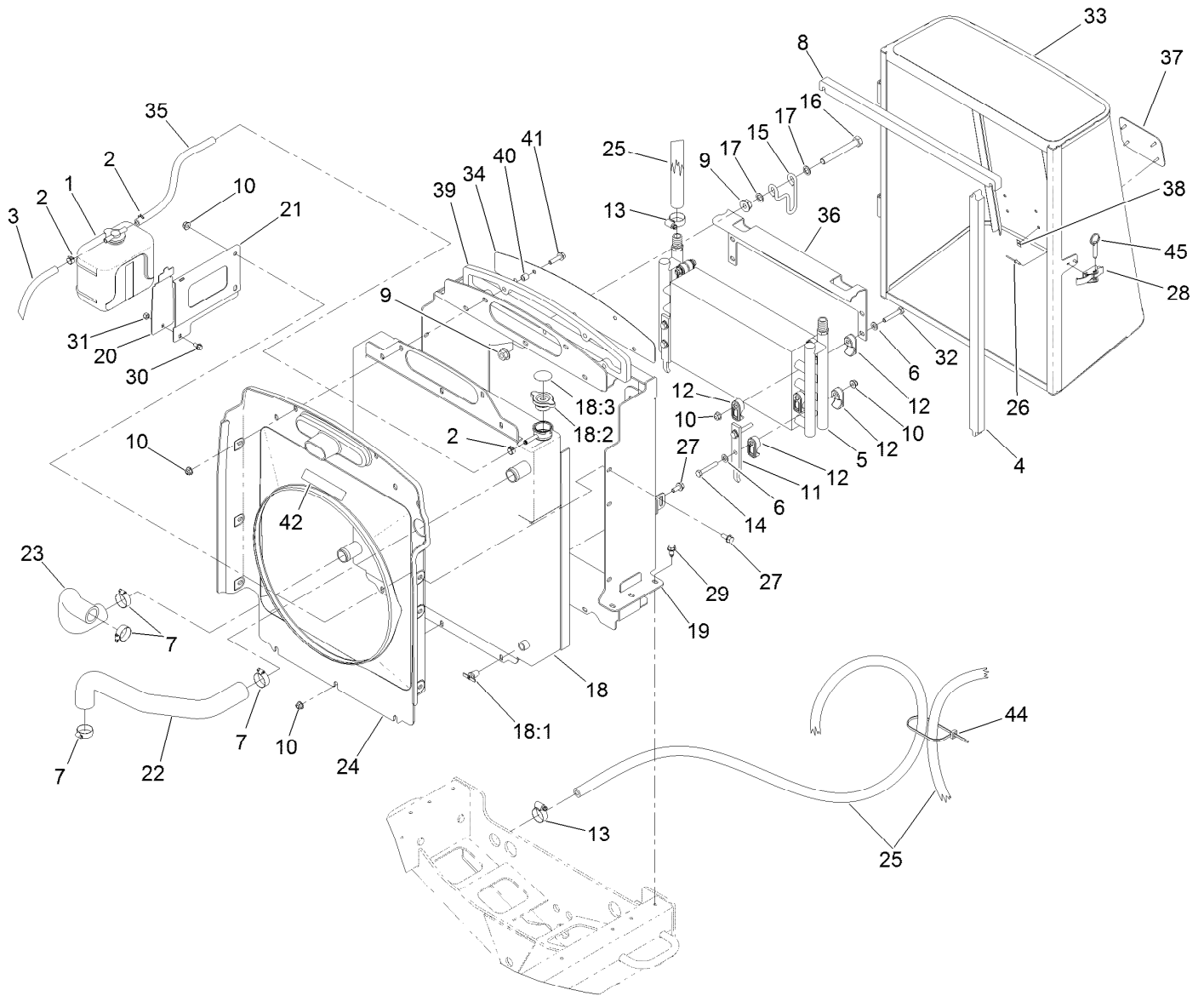
Seat Base Assembly

| <i>Ref.</i> | <i>Part Number</i> | <i>Qty.</i> | <i>Description</i> | <i>Ref.</i> | <i>Part Number</i> | <i>Qty.</i> | <i>Description</i> |
|-------------|--------------------|-------------|--------------------|-------------|--------------------|-------------|-----------------------|
| 1 | 110-5255 | 2 | Bumper-Base, Seat | 13 | 3256-24 | 4 | Washer-Flat |
| 2 | 104-8301 | 4 | Nut-HF, NI | 14 | 125-2121-03 | 1 | Hinge-Seatbase |
| 3 | 3231-27 | 4 | Screw-CARR | 15 | 104-4821 | 1 | Spring-Torsion |
| 4 | 283-83 | 2 | Pin-Clevis | 16 | 3272-6 | 1 | Pin-Cotter |
| 5 | 110-8971 | 1 | Latch | 17 | 94-3829 | 1 | Pin-Clevis |
| 6 | 3290-307 | 4 | Pin-Cotter | 18 | 3256-2 | 1 | Washer-Flat |
| 7 | 98-0917 | 2 | Rod-Prop | 19 | 240-12 | 1 | Grommet-Rubber |
| 8 | 108-1757 | 1 | Cover-Seatbase | 20 | 127-2711-03 | 1 | Bracket-Harness |
| 9 | 125-2122-03 | 1 | Seat Base ASM | 21 | 3234-13 | 3 | Screw-HHF |
| 10 | 99-7411 | 1 | Point-Power | 22 | 3296-16 | 3 | Nut-Lock, NI |
| 11 | 99-7416 | 1 | Cap | 23 | 127-2615-03 | 1 | Bracket-Harness, Wire |
| 12 | 3272-11 | 2 | Pin-Cotter | | | | |



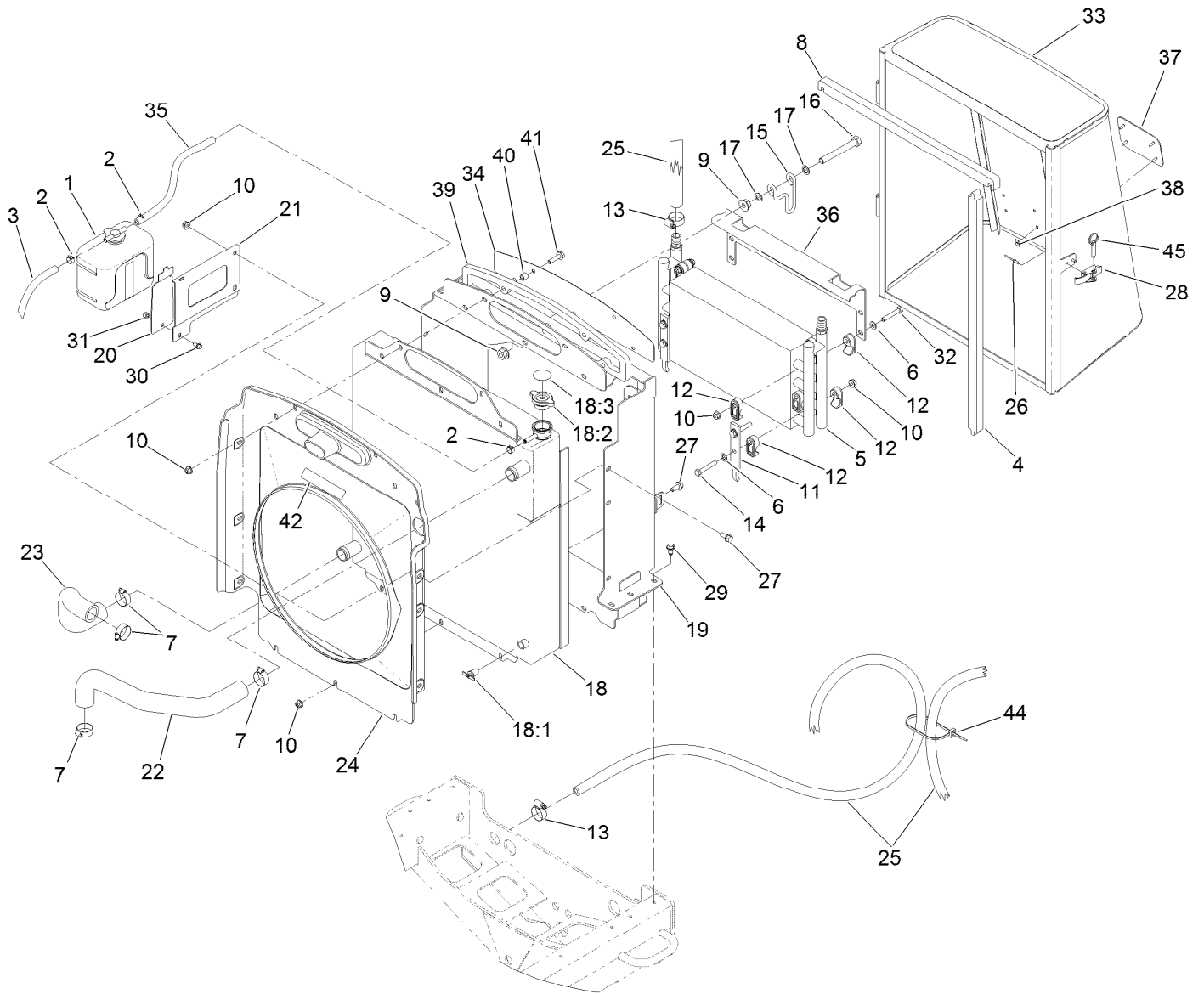
Hood Assembly

| <i>Ref.</i> | <i>Part Number</i> | <i>Qty.</i> | <i>Description</i> | <i>Ref.</i> | <i>Part Number</i> | <i>Qty.</i> | <i>Description</i> |
|-------------|--------------------|-------------|--------------------|-------------|--------------------|-------------|--------------------|
| 1 | 110-0964 | 2 | Decal | 11 | 3234-21 | 10 | Screw-HHF |
| 2 | 108-7587 | 1 | Saddle-Hood | 12 | 104-7201 | 10 | Nut-HF, NI |
| 3 | 110-8994 | 1 | Hood ASM | 13 | 32105-13 | 4 | Screw-HWH |
| 3:2 | 106-6754 | 1 | Decal-Danger | 14 | 3256-14 | 4 | Washer-Flat |
| 3:3 | 110-5252 | 1 | Foam-Sealed | 15 | 3296-12 | 4 | Nut-Lock, NI |
| 3:4 | 110-9002 | 1 | Foil Tape Kit | 16 | 283-61 | 2 | Pin-Yoke |
| 4 | 103-2897 | 2 | Latch-Catch | 17 | 107-8042 | 2 | Bumper-Rubber |
| 5 | 103-2898 | 2 | Latch-Rubber | 18 | 98-5398 | 1 | Latch |
| 6 | 125-8819-03 | 1 | Tube-Frame, Hood | 19 | 32104-32 | 4 | Screw-HWH |
| 7 | 105-7512 | 2 | Pin-Tie, Bow | 20 | 104-1453 | 1 | Grommet |
| 8 | 66-6140 | 2 | Decal | 22 | 99-4958 | 1 | Spacer |
| 9 | 108-1790-03 | 2 | Tube | 23 | 110-0979-03 | 2 | Bracket-Deflector |
| 10 | 32104-17 | 8 | Screw-HWH | | | | |



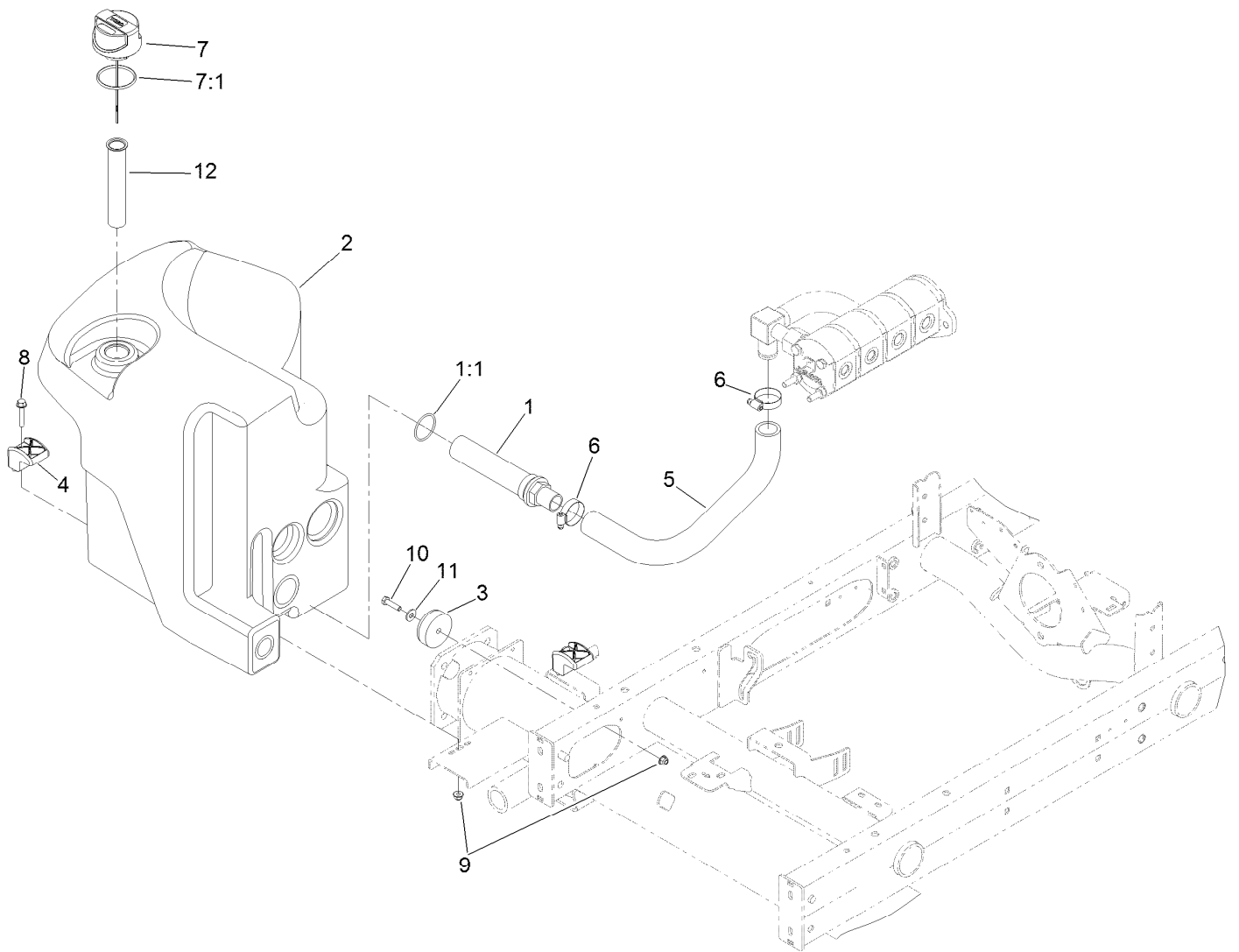
Cooling System Assembly

| Ref. | Part Number | Qty. | Description | Ref. | Part Number | Qty. | Description |
|------|-------------|------|-------------------------|------|-------------|------|-------------------------|
| 1 | 108-0638 | 1 | Bottle-Overflow | 19 | 127-2665-03 | 1 | Frame-Support, Radiator |
| 2 | 92-2379 | 3 | Clamp-Hose | 20 | 108-1665-03 | 1 | Bracket-Reservoir |
| 3 | 110-3257 | 1 | Hose-Fuel | 21 | 108-1666-03 | 1 | Bracket-Reservoir |
| 4 | 110-0967 | 2 | Seal-Foam | 22 | 108-1696 | 1 | Hose-Formed |
| 5 | 100-4869 | 1 | Cooler-Oil | 23 | 108-1697 | 1 | Hose-Formed |
| 6 | 3256-23 | 8 | Washer-Plain | 24 | 108-1791 | 1 | Shroud-Fan |
| 7 | 2412-34 | 4 | Clamp-Hose | 25 | 108-1693 | 2 | Hose |
| 8 | 110-0968 | 2 | Seal-Foam | 26 | 3269-15 | 2 | Rivet-Pop |
| 9 | 32128-49 | 4 | Nut-HHF | 27 | 3234-5 | 9 | Screw-HHF |
| 10 | 104-8300 | 22 | Nut-HF, NI | 28 | 115-1554 | 1 | Latch-Draw |
| 11 | 104-5460-03 | 2 | Plate-Mount, Oil Cooler | 29 | 32104-32 | 6 | Screw-HWH |
| 12 | 105-3943 | 16 | Clamp-Cooler, Oil | 30 | 3234-13 | 1 | Screw-HHF |
| 13 | 2412-129 | 4 | Clamp-Hose | 31 | 3296-42 | 1 | Nut-Lock, NI |
| 14 | 322-10 | 4 | Screw-HH | 32 | 322-21 | 4 | Screw-HH |
| 15 | 104-5429 | 2 | Clamp-Form, Wire | 33 | 110-0952-03 | 1 | Screen ASM |
| 16 | 325-17 | 2 | Screw-HH | 34 | 108-1843-03 | 1 | Screen-Intake, Air |
| 17 | 41-8440 | 4 | Washer | 35 | 110-4104 | 1 | Hose-Fuel |
| 18 | 119-6956 | 1 | Radiator ASM | 36 | 107-2043-03 | 1 | Bracket-Oil Cooler, Top |
| 18:1 | 304-46 | 1 | Draincock | 37 | 93-6028 | 1 | Plate-Logo |
| 18:2 | 93-5957 | 1 | Cap-Radiator | 38 | 94-2638 | 4 | Nut-Flat |
| 18:3 | 106-6755 | 1 | Decal-Cap, Radiator | 39 | 110-5324 | 1 | Seal-Foam |



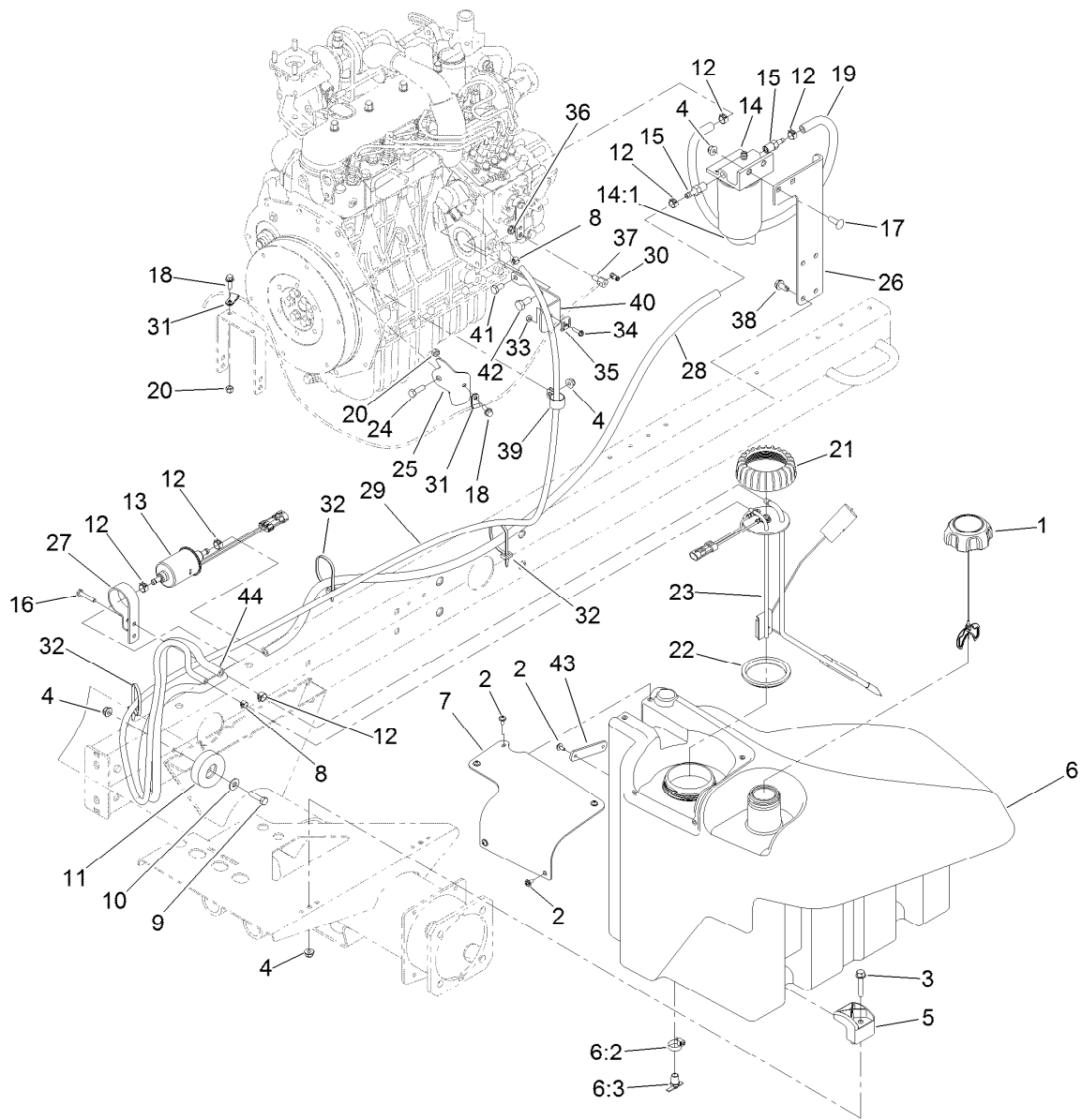
Cooling System Assembly (continued)

| <i>Ref.</i> | <i>Part Number</i> | <i>Qty.</i> | <i>Description</i> | <i>Ref.</i> | <i>Part Number</i> | <i>Qty.</i> | <i>Description</i> |
|-------------|--------------------|-------------|--------------------|-------------|--------------------|-------------|--------------------|
| 40 | 1-603903 | 5 | Spacer | 44 | 3290-378 | 1 | Tie-Cable |
| 41 | 3234-36 | 5 | Screw-HHF | 45 | 115-1556 | 1 | Pin-Ball, Detent |
| 42 | 93-7272 | 1 | Decal-Warning | | | | |



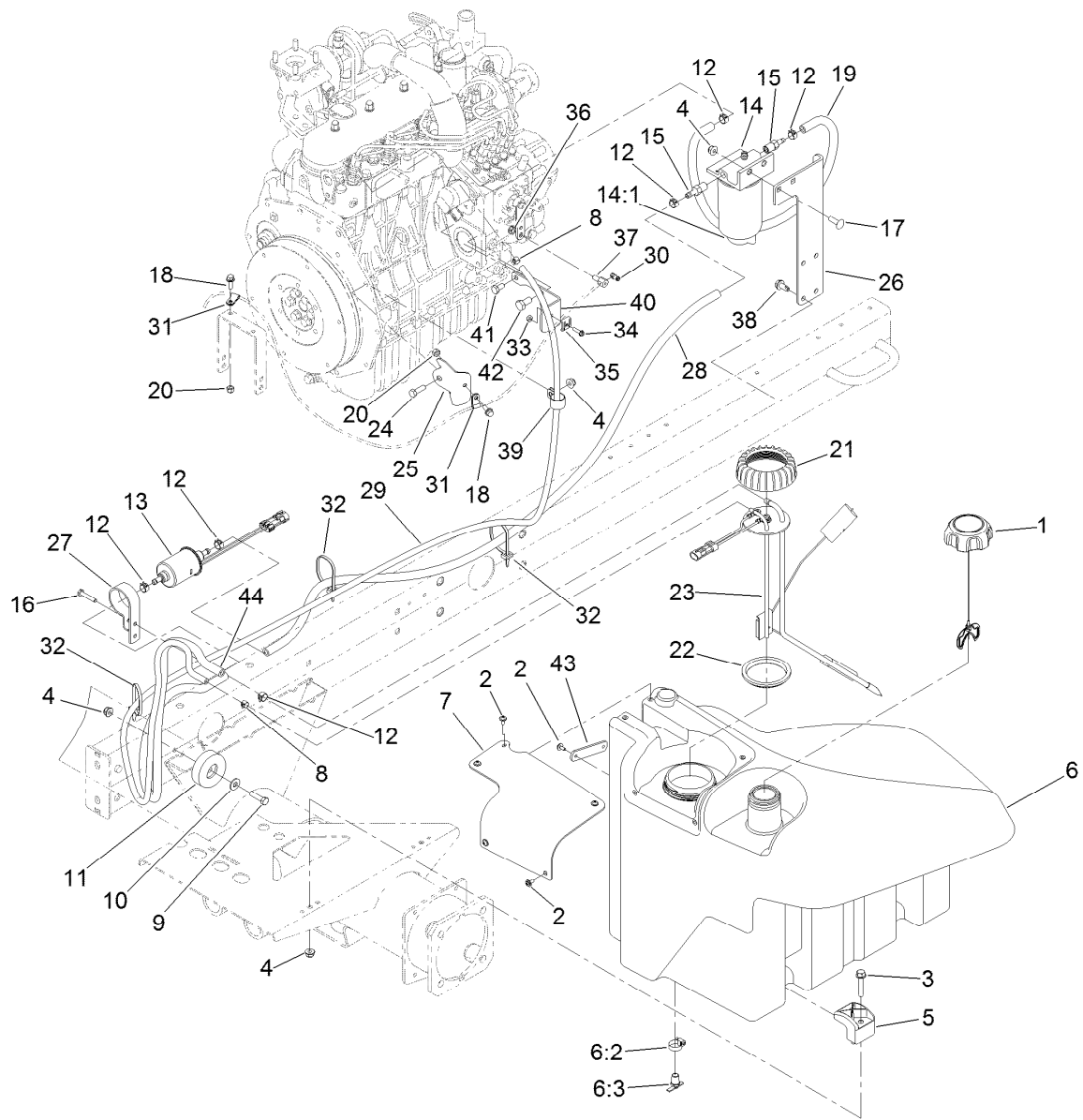
Hydraulic Tank Assembly

| <i>Ref.</i> | <i>Part Number</i> | <i>Qty.</i> | <i>Description</i> |
|-------------|--------------------|-------------|--------------------------------|
| 1 | 105-0131 | 1 | Strainer-Tank, Oil |
| 1:1 | 340-136 | 1 | O-Ring |
| 2 | 121-5587 | 1 | Tank-Hydraulic |
| 3 | 108-1605 | 1 | Bumper-Recess |
| 4 | 107-4543 | 2 | Clamp |
| 5 | 108-1685 | 1 | Hose-Formed |
| 6 | 2412-3 | 2 | Clamp-Hose |
| 7 | 117-0193 | 1 | Cap-Hydraulic, Vented Breather |
| 7:1 | 237-101 | 1 | O-Ring |
| 8 | 94-5780 | 2 | Screw-HWH |
| 9 | 104-8300 | 3 | Nut-HF, NI |
| 10 | 322-6 | 1 | Screw-HH |
| 11 | 3256-3 | 1 | Washer-Flat |
| 12 | 61-2790 | 1 | Filter-Screen |



Fuel System Assembly

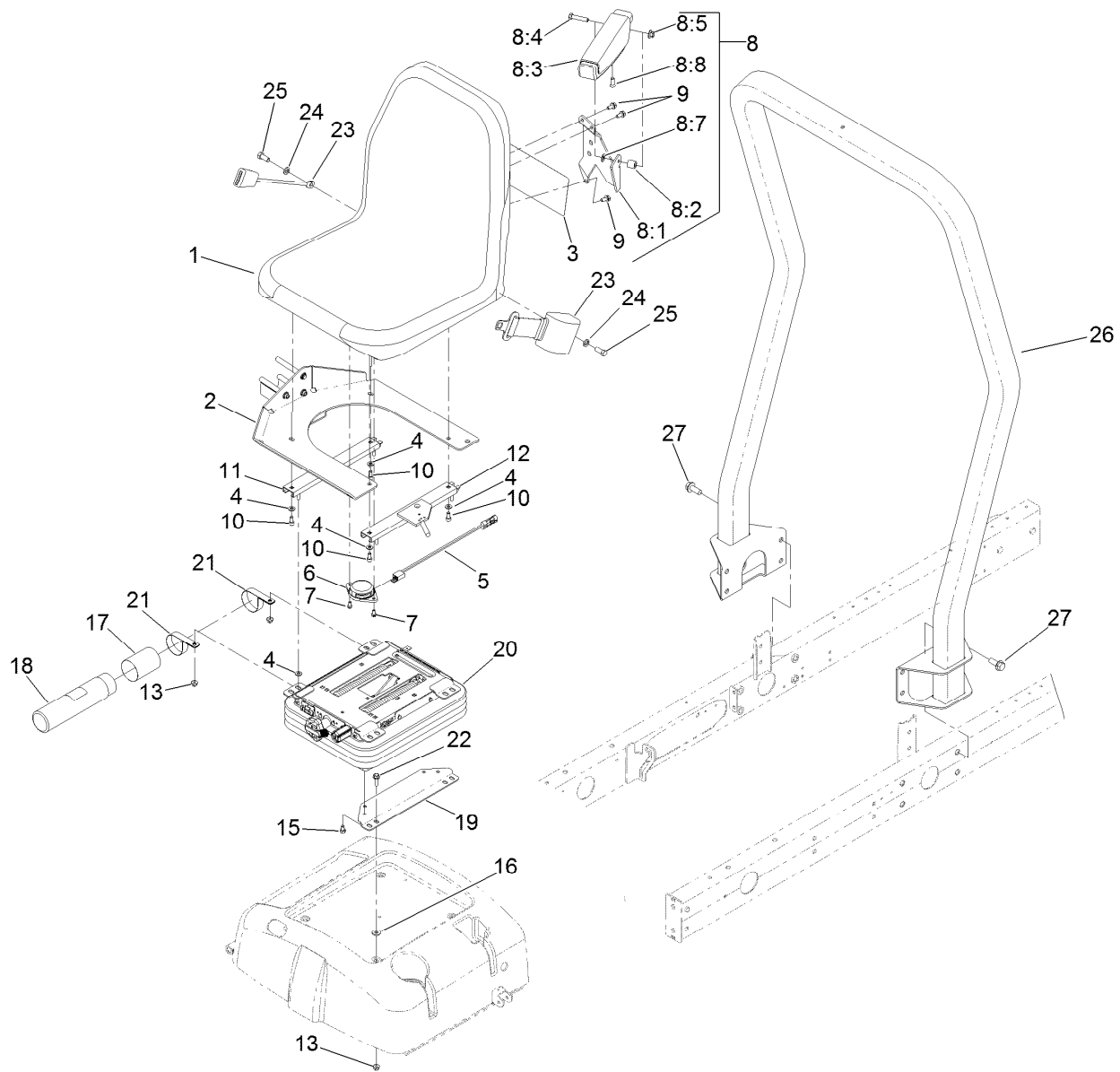
| Ref. | Part Number | Qty. | Description | Ref. | Part Number | Qty. | Description |
|------|-------------|------|----------------------------|------|-------------|------|-------------------------|
| 1 | 117-5894 | 1 | Fuel Cap ASM | 19 | 109-0309 | 1 | Hose-Fuel |
| 2 | 109-2661 | 7 | Screw-PPH | 20 | 3296-42 | 2 | Nut-Lock, NI |
| 3 | 94-5780 | 2 | Screw-HWH | 21 | 115-2162 | 1 | Cap-Pump, Fuel |
| 4 | 104-8300 | 6 | Nut-HF, NI | 22 | 115-2163 | 1 | Gasket-Pump, Fuel |
| 5 | 107-4543 | 2 | Clamp | 23 | 121-5642 | 1 | Sender-Fuel |
| 6 | 125-2907 | 1 | Fuel Tank ASM | 24 | 322-5 | 1 | Screw-HH |
| 6:2 | 2412-36 | 1 | Clamp-Hose | 25 | 110-9007-03 | 1 | Support-Cable, Throttle |
| 6:3 | 304-46 | 1 | Draincock | 26 | 110-8968-01 | 1 | Mount-Separator, Water |
| 7 | 125-2903 | 1 | Cover-Pump/Sender | 27 | 110-8817 | 1 | Bracket-Pump, Fuel |
| 8 | 2412-80 | 2 | Clamp-Hose | 28 | 110-3259 | 1 | Hose-Fuel |
| 9 | 322-6 | 1 | Screw-HH | 29 | 125-8808 | 1 | Hose-Fuel |
| 10 | 3256-3 | 1 | Washer-Flat | 30 | 112-9919 | 1 | Stop-Cable, Throttle |
| 11 | 108-1605 | 1 | Bumper-Recess | 31 | 2412-149 | 2 | Clamp-R |
| 12 | 92-2379 | 6 | Clamp-Hose | 32 | 3290-378 | 5 | Tie-Cable |
| 13 | 110-8806 | 1 | Pump-Fuel | 33 | 3296-2 | 1 | Nut-Lock, NI |
| 14 | 110-9044 | 1 | Separator-Filter | 34 | 32105-13 | 1 | Screw-HWH |
| 14:1 | 110-9049 | 1 | Filter-Spin On, Fuel/Water | 35 | 81-1690 | 1 | Clamp-Cable |
| 15 | 353-783 | 2 | Fitting-STR | 36 | 3296-20 | 1 | Nut-Lock, NI |
| 16 | 32104-96 | 1 | Screw-HH | 37 | 98-9311 | 1 | Swivel-Throttle |
| 17 | 3230-22 | 2 | Screw-CARR | 38 | 32104-32 | 4 | Screw-HWH |
| 18 | 3234-4 | 2 | Screw-HHF | 39 | 2412-41 | 1 | Clamp-R |



Fuel System Assembly (continued)

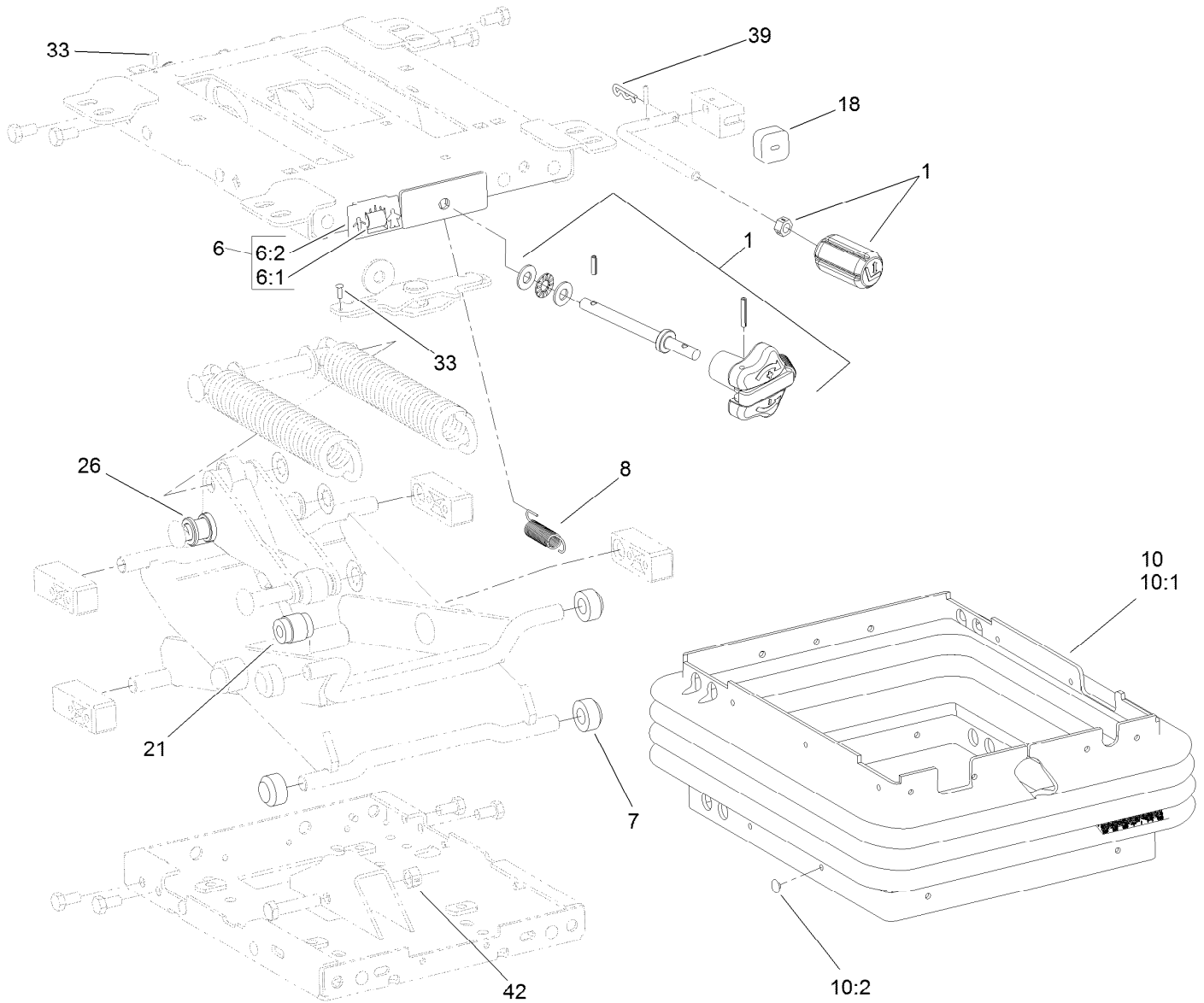
| <i>Ref.</i> | <i>Part Number</i> | <i>Qty.</i> | <i>Description</i> |
|-------------|--------------------|-------------|-------------------------|
| 40 | 110-9009-03 | 1 | Bracket-Cable, Throttle |
| 41 | 33114-016 | 1 | Screw-HH |
| 42 | 63-7790 | 1 | Screw-Cap |

| <i>Ref.</i> | <i>Part Number</i> | <i>Qty.</i> | <i>Description</i> |
|-------------|--------------------|-------------|--------------------|
| 43 | 125-2945 | 1 | Strap-Cable |
| 44 | 110-3258 | 1 | Hose-Fuel |



Seat Mounting Assembly

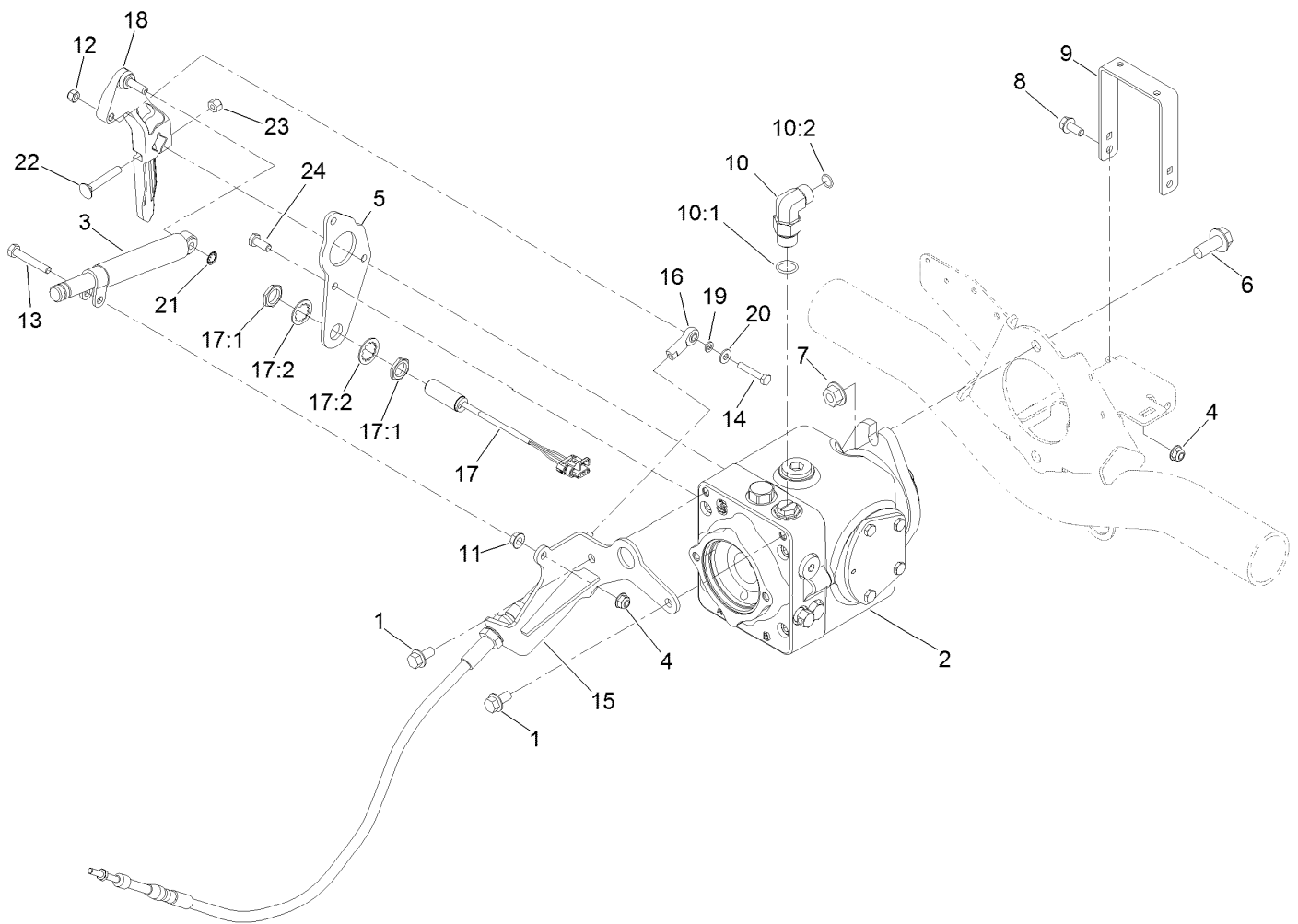
| Ref. | Part Number | Qty. | Description | Ref. | Part Number | Qty. | Description |
|------|-------------|------|-------------------------|------|-------------|------|----------------------------|
| 1 | 104-4620 | 1 | Seat | 11 | 92-8990 | 1 | Adjuster-Seat, Non-Locking |
| 2 | 125-2900-03 | 1 | Mount-Seat | 12 | 92-8991 | 1 | Adjuster (W/Latch) |
| 3 | 125-8753 | 1 | Decal-Service | 13 | 104-8300 | 8 | Nut-HF, NI |
| 3 | 125-8798 | 1 | Decal-Service, Japanese | 15 | 48-7680 | 4 | Screw-HH |
| 4 | 3256-23 | 8 | Washer-Plain | 16 | 71-9310 | 4 | Spacer |
| 5 | 108-8657 | 1 | Harness-Wire, Seat | 17 | 104-7048 | 1 | Cap-Housing |
| 6 | 92-6282 | 1 | Switch-Seat | 18 | 104-7050 | 1 | Tube-Manual |
| 7 | 9266714 | 2 | Screw-HWH | 19 | 108-6590-03 | 2 | Bracket-Seat, Lower |
| 8 | 92-7307 | 1 | LH Armrest ASM | 20 | 110-8851 | 1 | Mechanical Suspension ASM |
| 8:1 | 69-0760 | 1 | Bracket-Arm, LH | 21 | 2412-133 | 2 | Clamp-R |
| 8:2 | 92-7301 | 1 | Spacer | 22 | 3234-17 | 4 | Screw-HHF |
| 8:3 | 69-1180 | 1 | Armrest | 23 | 100-4928 | 1 | Belt-Seat |
| 8:4 | 323-9 | 1 | Screw-HH | 24 | 3253-6 | 2 | Washer-Lock |
| 8:5 | 32128-19 | 1 | Nut-HF Lock, Large Flg | 25 | 3212-4 | 2 | Screw-HH |
| 8:7 | 3256-24 | 1 | Washer-Flat | 26 | 136-7954 | 1 | ROPS ASM |
| 8:8 | 92-7318 | 1 | Screw | 27 | 3234-38 | 8 | Screw-HHF |
| 9 | 3234-14 | 3 | Screw-HHF | | | | |
| 10 | 3274-12 | 4 | Screw-HSH | | | | |



Mechanical Seat Suspension Assembly No. 110-8851

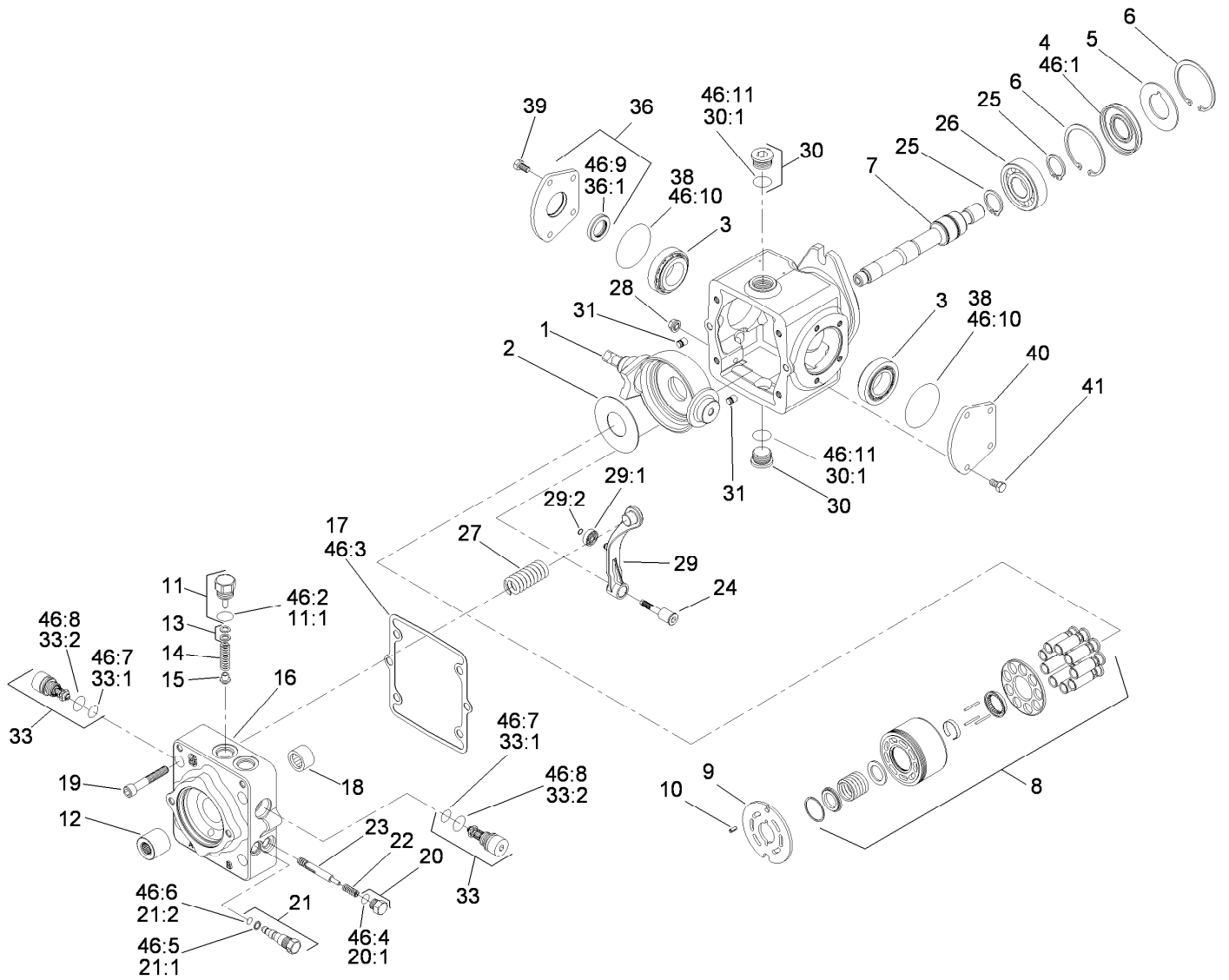
| Ref. | Part Number | Qty. | Description |
|------|-------------|------|------------------------------|
| 1 | 119-8040 | 1 | Knobs Service Kit |
| 6 | 108-4584 | 1 | Weight Indicator Service Kit |
| 6:1 | | 1 | Tape-Weight Adjust ● |
| 6:2 | | 1 | Guide-Weight Adjust ● |
| 7 | 108-9632 | 4 | Roller |
| 8 | 108-9633 | 1 | Spring-Extension |
| 10 | 112-0164 | 1 | Boot Kit |
| 10:1 | | 1 | Boot-Suspension ● |
| 10:2 | 108-9641 | 21 | Clip-Plug |
| 18 | 108-9634 | 1 | Bumper |
| 21 | 108-9614 | 1 | Damper |
| 26 | 108-9622 | 2 | Tube |
| 33 | 3290-54 | 2 | Rivet-Blind |
| 39 | 3272-9 | 1 | Pin-Cotter |
| 42 | 32152-2 | 1 | Nut-Lock, Cone |

● Not serviced separately



Traction Pump Mounting Assembly

| Ref. | Part Number | Qty. | Description | Ref. | Part Number | Qty. | Description |
|------|-------------|------|--------------------------------|------|-------------|------|-----------------------------|
| 1 | 3234-1 | 2 | Screw-HHF | 13 | 322-10 | 1 | Screw-HH |
| 2 | 119-6972 | 1 | Variable Hydraulic Pump ASM | 14 | 321-9 | 1 | Screw-HH |
| 3 | 76-8870 | 1 | Damper-Lever | 15 | 127-2356-03 | 1 | Bracket-Cable |
| 4 | 104-8300 | 3 | Nut-HF, NI | 16 | 2411-41 | 1 | Rod End-Ball Joint |
| 5 | 125-8822-03 | 1 | Plate-Pump | 17 | 115-5300 | 1 | Proximity Switch ASM |
| 6 | 3234-38 | 2 | Screw-HHF | 17:1 | 117-3207 | 2 | Nut-Hex |
| 7 | 32128-49 | 2 | Nut-HHF | 17:2 | 117-3208 | 2 | Washer-Lock, Internal Tooth |
| 8 | 3234-5 | 2 | Screw-HHF | 18 | 117-0265 | 1 | Lever-Pump |
| 9 | 108-1799-03 | 1 | Hoop-Guard | 19 | 33093-00 | 1 | Washer-Flat |
| 10 | 340-105 | 1 | Fitting-Elbow, 90 DEG | 20 | 3256-22 | 1 | Washer-Flat |
| 10:1 | 237-80 | 1 | O-Ring | 21 | 32151-72 | 1 | Ring-Retaining |
| 10:2 | 237-30 | 1 | O-Ring | 22 | 3230-6 | 1 | Bolt-CARR |
| 11 | 32128-20 | 1 | Nut-HF | 23 | 3296-29 | 1 | Nut-Lock, NI |
| 12 | 3296-42 | 1 | Nut-Lock, NI | 24 | 33114-020 | 3 | Screw-HH |

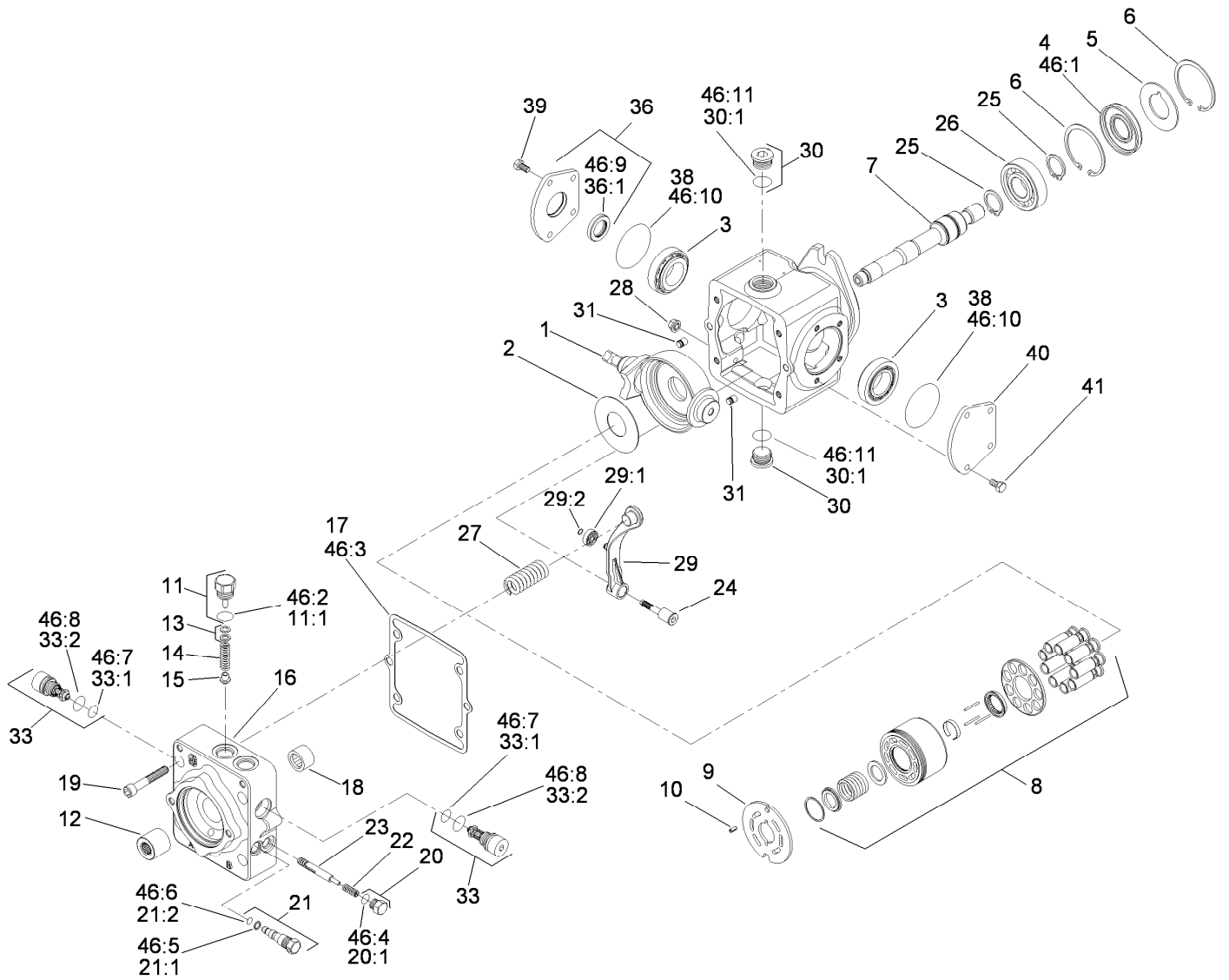


Hydraulic Pump Assembly No. 119-6972

| Ref. | Part Number | Qty. | Description | Ref. | Part Number | Qty. | Description |
|------|-------------|------|-------------------------|------|-------------|------|------------------------|
| 1 | 115-8092 | 1 | Swashplate | 18 | 75-0500 | 1 | Bearing-Needle |
| 2 | 75-0400 | 1 | Plate-Thrust | 19 | 110-6489 | 4 | Screw |
| 3 | 110-6483 | 2 | Bearing Kit | 20 | 94-9415 | 2 | Plug ASM |
| 4 | 110-6471 | 1 | Seal-Lip | 20:1 | | 1 | O-Ring ■ |
| 5 | 95-4400 | 1 | Washer-Backup | 21 | 107-4364 | 1 | Bypass Valve ASM |
| 6 | 69-3200 | 2 | Ring-Retaining | 21:1 | 25-2630 | 1 | Ring-Back Up |
| 7 | 110-6484 | 1 | Shaft-Auxiliary | 21:2 | 110-6498 | 1 | O-Ring |
| 8 | 110-6472 | 1 | Cylinder Block Kit ASM | 22 | 110-6491 | 2 | Spring |
| 9 | 110-6473 | 1 | Plate-Valve (Clockwise) | 23 | 110-6492 | 1 | Spool-Loop, Flush |
| 10 | 110-6485 | 1 | Pin-Slotted | 24 | 110-6493 | 1 | Pivot-Return, Neutral |
| 11 | 110-6486 | 1 | Plug-Relief, Charge | 25 | 69-3170 | 2 | Ring-Retaining |
| 11:1 | 28-3570 | 1 | O-Ring | 26 | 75-0460 | 1 | Bearing-Ball |
| 12 | 110-6480 | 1 | Coupling | 27 | 115-8085 | 1 | Spring-Neutral Return |
| 13 | 92-1353 | 1 | Shim Kit | 28 | 110-6496 | 1 | Nut-Seal |
| 14 | 110-6474 | 1 | Spring | 29 | 110-6497 | 1 | Neutral Return Arm ASM |
| 15 | 110-6475 | 1 | Poppet | 29:1 | 110-6494 | 1 | Bearing-Cam |
| 16 | 115-8087 | 1 | Cap-End | 29:2 | 110-3056 | 1 | Ring-Retaining |
| 17 | 110-6476 | 1 | Gasket-Cap, End | 30 | 69-3130 | 2 | Plug |

● Not illustrated

■ Not serviced separately



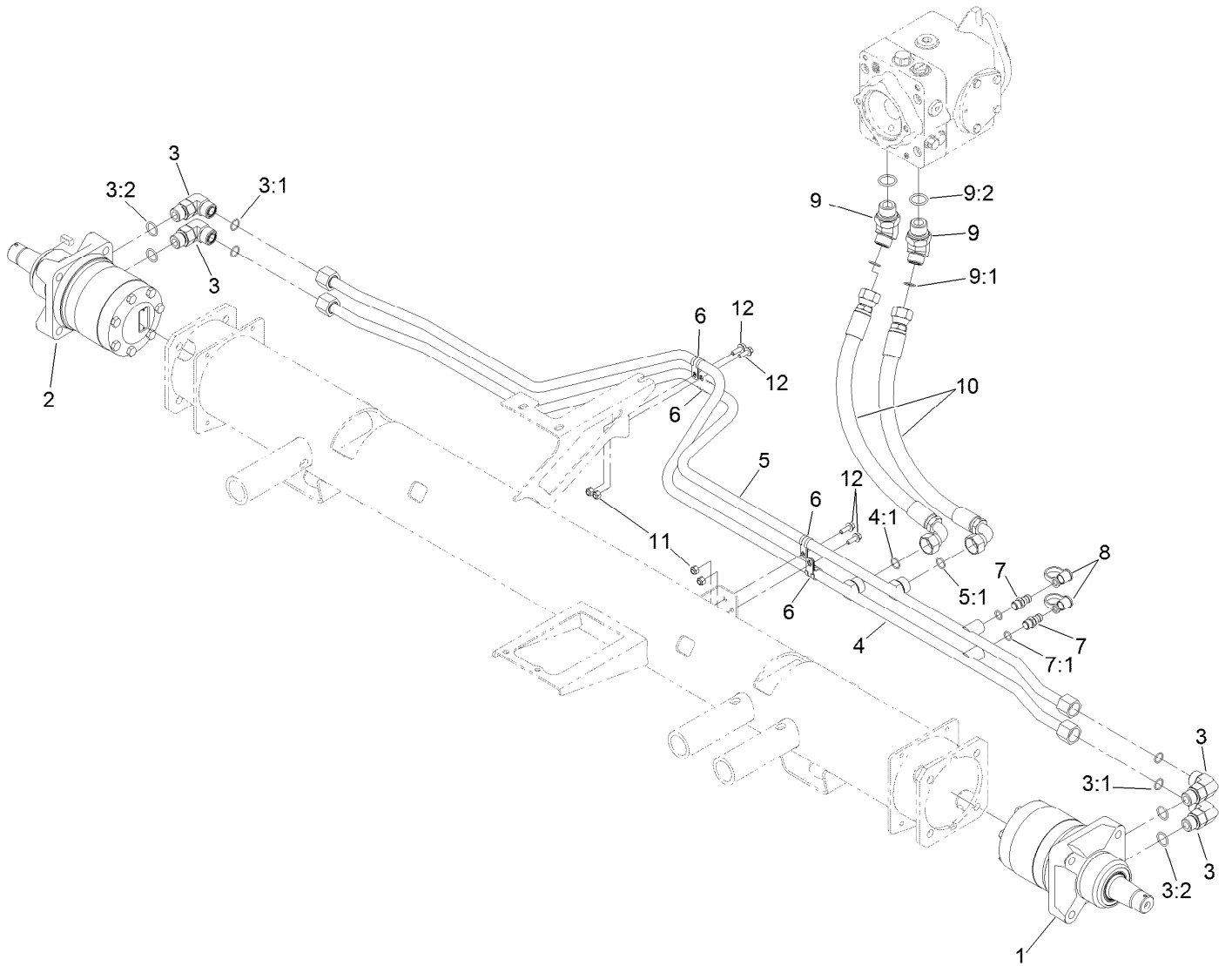
Hydraulic Pump Assembly No. 119-6972 (continued)

| Ref. | Part Number | Qty. | Description |
|------|-------------|------|--------------------|
| 30:1 | | 1 | O-Ring ■ |
| 31 | 112-0158 | 2 | Pin |
| 33 | 110-6477 | 2 | Valve-Relief |
| 33:1 | 75-0240 | 1 | O-Ring |
| 33:2 | 84-0560 | 1 | O-Ring |
| 36 | 110-6499 | 1 | Trunnion Cover ASM |
| 36:1 | 110-6478 | 1 | Seal-Lip |
| 38 | 84-0430 | 2 | O-Ring |
| 39 | 112-0150 | 4 | Screw |
| 40 | 84-0440 | 1 | Cover-Trunnion |
| 41 | 112-0151 | 4 | Screw |
| 46 | 110-6481 | 1 | Seal Kit ● |

| Ref. | Part Number | Qty. | Description |
|-------|-------------|------|-----------------|
| 46:1 | 110-6471 | 1 | Seal-Lip |
| 46:2 | 28-3570 | 1 | O-Ring |
| 46:3 | 110-6476 | 1 | Gasket-Cap, End |
| 46:4 | | 1 | O-Ring ■ |
| 46:5 | 25-2630 | 1 | Ring-Back Up |
| 46:6 | 110-6498 | 1 | O-Ring |
| 46:7 | 75-0240 | 2 | O-Ring |
| 46:8 | 84-0560 | 2 | O-Ring |
| 46:9 | 110-6478 | 1 | Seal-Lip |
| 46:10 | 84-0430 | 2 | O-Ring |
| 46:11 | | 2 | O-Ring ■ |

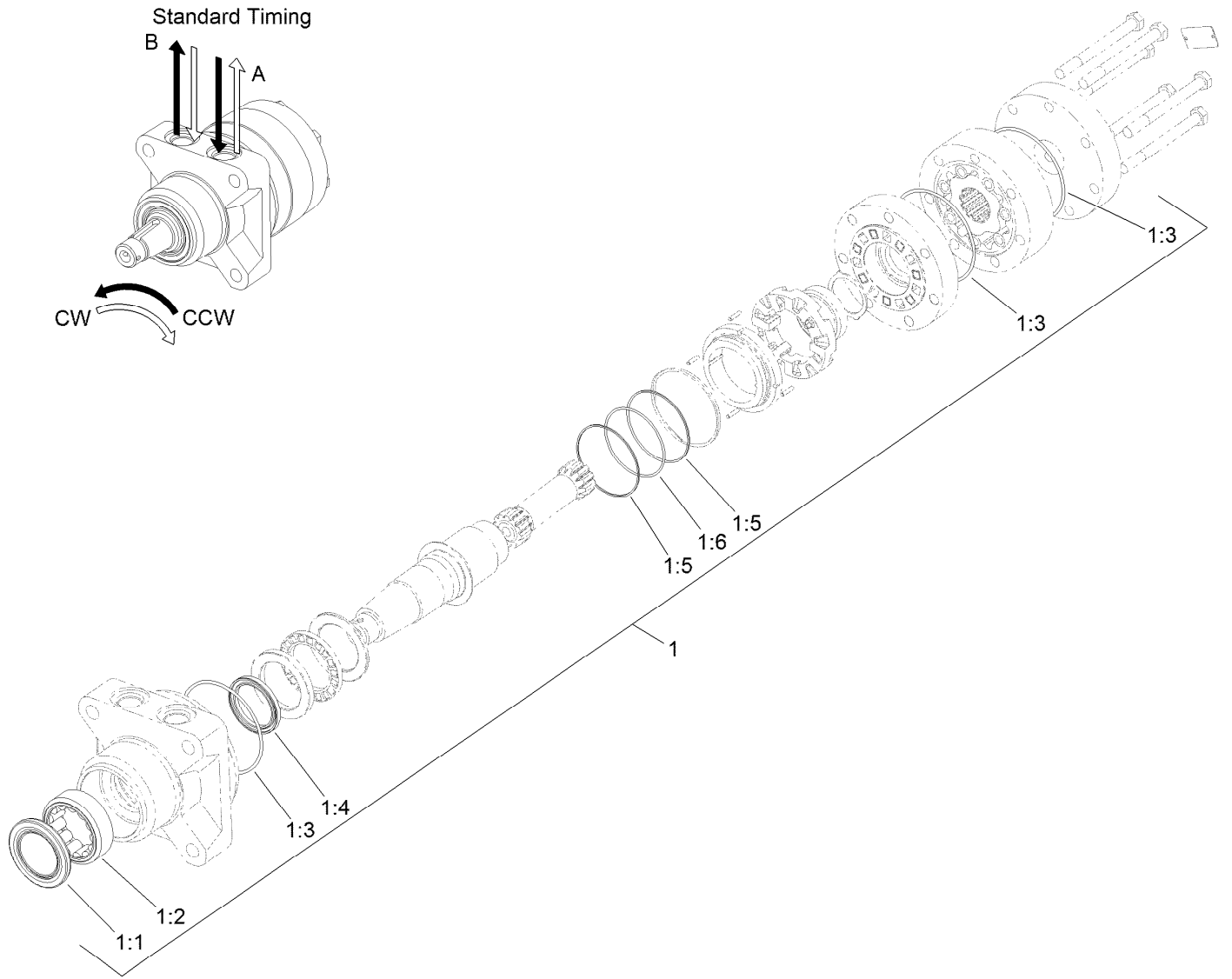
● Not illustrated

■ Not serviced separately



Traction Hydraulic Assembly

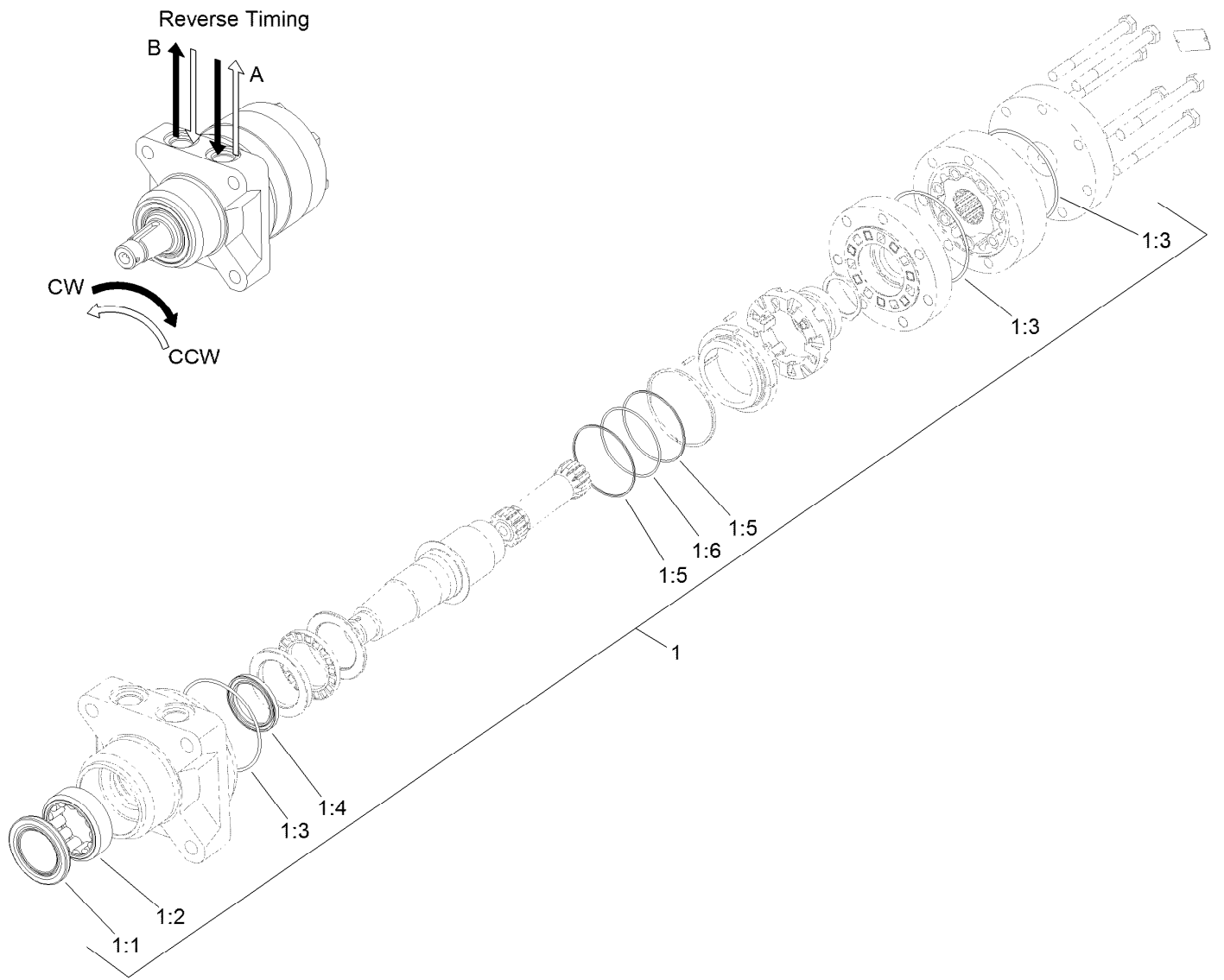
| <i>Ref.</i> | <i>Part Number</i> | <i>Qty.</i> | <i>Description</i> | <i>Ref.</i> | <i>Part Number</i> | <i>Qty.</i> | <i>Description</i> |
|-------------|--------------------|-------------|-----------------------|-------------|--------------------|-------------|--------------------|
| 1 | 133-2935 | 1 | Hydraulic Motor ASM | 7 | 59-7410 | 2 | Fitting-Diagnostic |
| 2 | 133-2934 | 1 | Hydraulic Motor ASM | 7:1 | 237-42 | 1 | O-Ring |
| 3 | 340-17 | 4 | Fitting-Elbow, 90 DEG | 8 | 354-79 | 2 | Cap-Dust |
| 3:1 | 237-65 | 1 | O-Ring | 9 | 340-156 | 2 | Fitting-Elbow 45 |
| 3:2 | 237-80 | 1 | O-Ring | 9:1 | 237-65 | 1 | O-Ring |
| 4 | 108-7632 | 1 | Tube ASM | 9:2 | 237-81 | 1 | O-Ring |
| 4:1 | 237-65 | 1 | O-Ring | 10 | 108-1679 | 2 | Hose-HYD |
| 5 | 108-7633 | 1 | Tube ASM | 11 | 3296-42 | 4 | Nut-Lock, NI |
| 5:1 | 237-65 | 1 | O-Ring | 12 | 3234-4 | 4 | Screw-HHF |
| 6 | 2412-134 | 4 | Clamp-R | | | | |



Hydraulic Motor Assembly No. 133-2935 (CCW)

| Ref. | Part Number | Qty. | Description |
|------|-------------|------|-----------------|
| 1 | 120-6268 | 1 | Seal Kit |
| 1:1 | | 1 | Seal-Grease ● |
| 1:2 | | 1 | Shell-Bearing ● |
| 1:3 | | 3 | O-Ring ● |
| 1:4 | | 1 | Seal-Shaft ● |
| 1:5 | | 2 | Ring-Back Up ● |
| 1:6 | | 1 | O-Ring ● |

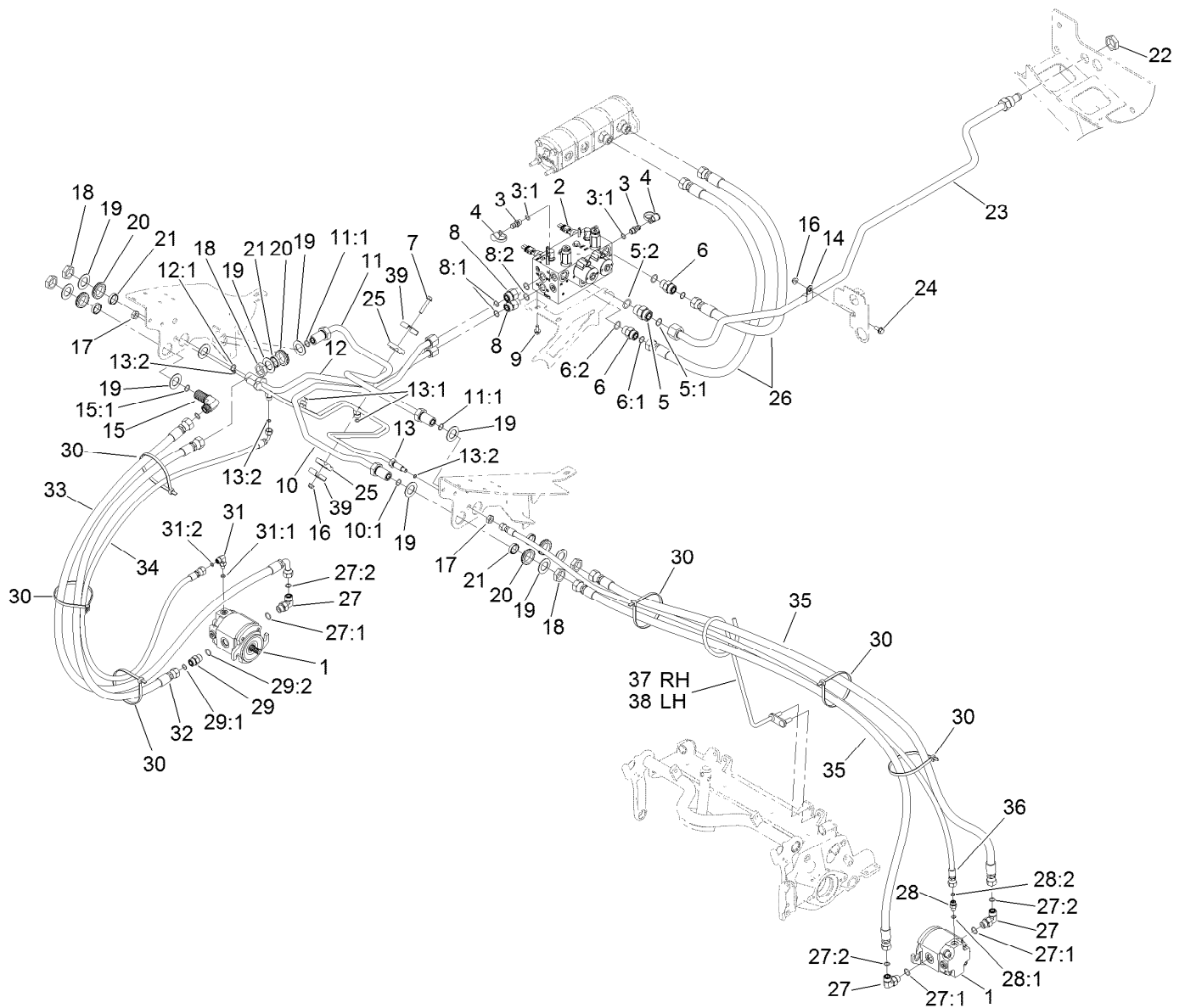
● Not serviced separately



Hydraulic Motor Assembly No. 133-2934 (CW)

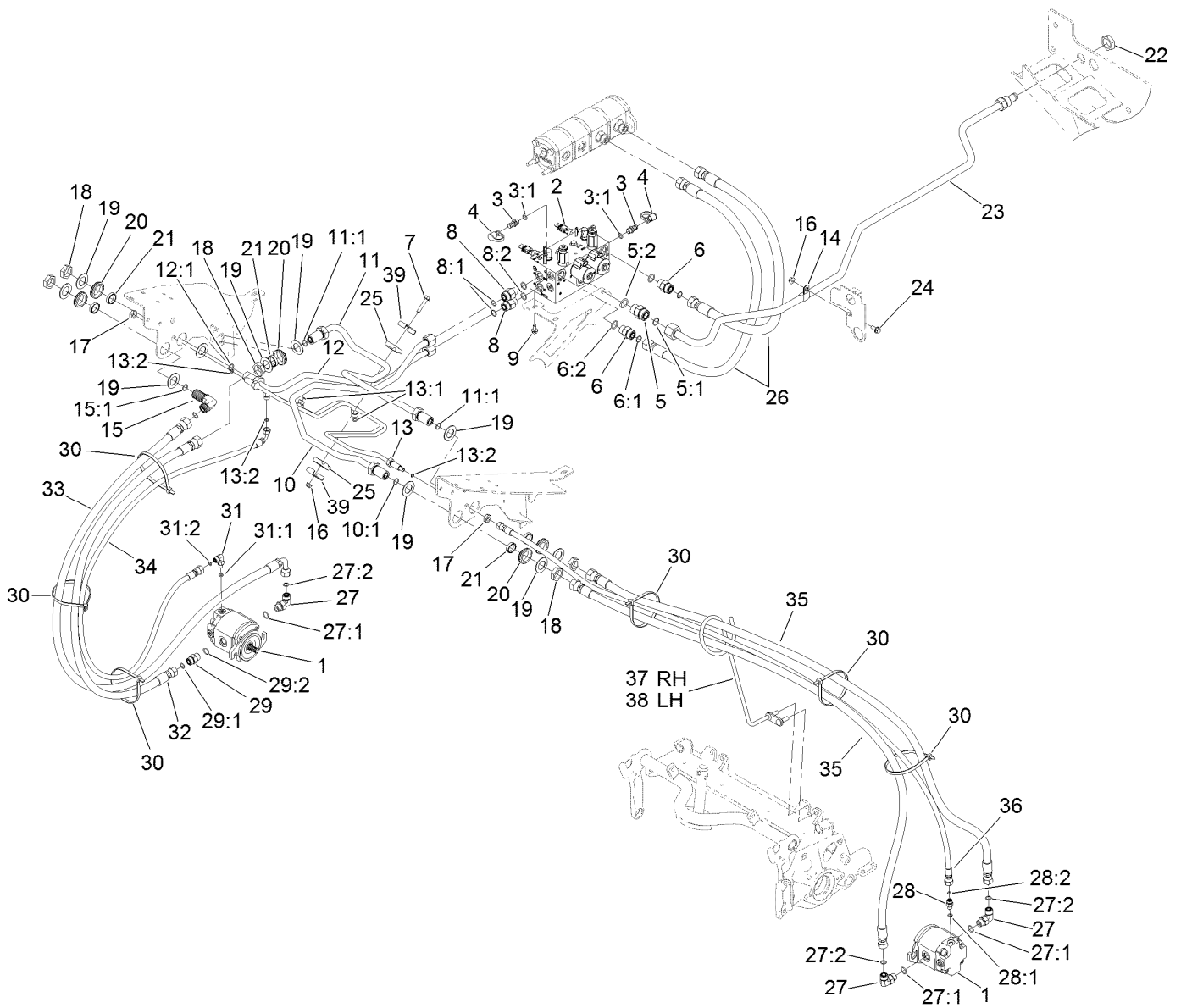
| Ref. | Part Number | Qty. | Description |
|------|-------------|------|-----------------|
| 1 | 120-6268 | 1 | Seal Kit |
| 1:1 | | 1 | Seal-Grease ● |
| 1:2 | | 1 | Shell-Bearing ● |
| 1:3 | | 3 | O-Ring ● |
| 1:4 | | 1 | Seal-Shaft ● |
| 1:5 | | 2 | Ring-Back Up ● |
| 1:6 | | 1 | O-Ring ● |

● Not serviced separately



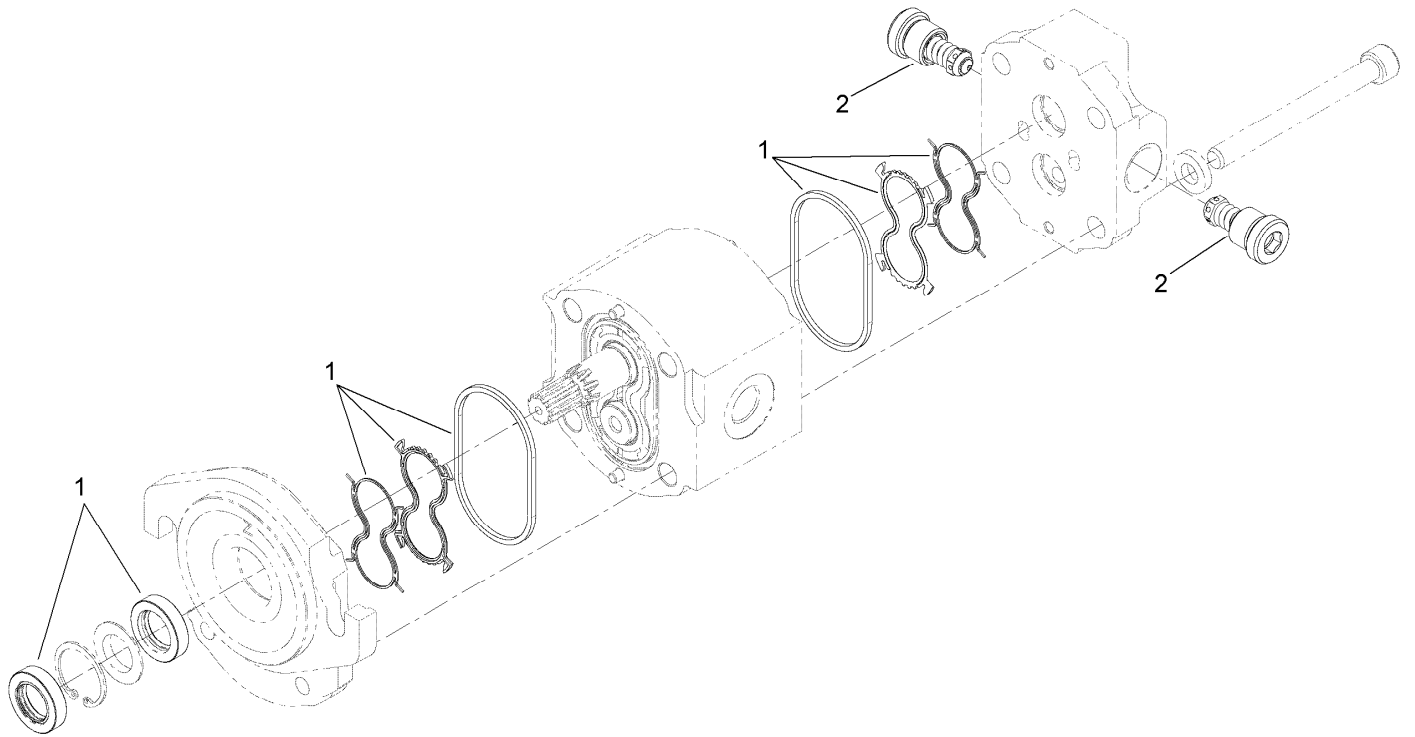
No. 1, 4 and 5 Reel Drive Hydraulic Assembly

| Ref. | Part Number | Qty. | Description | Ref. | Part Number | Qty. | Description |
|------|-------------|------|------------------------|------|-------------|------|--------------------------|
| 1 | 120-6272 | 3 | HYD Motor ASM | 12:1 | 237-65 | 1 | O-Ring |
| 2 | 121-5628 | 1 | Hydraulic Manifold ASM | 13 | 110-5286 | 1 | Tube ASM |
| 3 | 59-7410 | 2 | Fitting-Diagnostic | 13:1 | 237-22 | 2 | O-Ring |
| 3:1 | 237-42 | 1 | O-Ring | 13:2 | 237-21 | 3 | O-Ring |
| 4 | 354-79 | 2 | Cap-Dust | 14 | 2412-4 | 1 | Clamp-R |
| 5 | 340-9 | 1 | Fitting-STR | 15 | 340-72 | 1 | Fitting-Bulkhead, 90 DEG |
| 5:1 | 237-58 | 1 | O-Ring | 15:1 | 237-65 | 2 | O-Ring |
| 5:2 | 237-81 | 1 | O-Ring | 16 | 104-8300 | 2 | Nut-HF, NI |
| 6 | 340-7 | 2 | Fitting-Straight | 17 | 340-78 | 2 | Nut-Lock |
| 6:1 | 237-65 | 1 | O-Ring | 18 | 340-74 | 5 | Nut-Lock, Bulkhead |
| 6:2 | 237-80 | 1 | O-Ring | 19 | 69-9010 | 10 | Washer |
| 7 | 115-1794 | 1 | Screw-HHF | 20 | 240-3 | 5 | Grommet-Rubber |
| 8 | 340-155 | 2 | Fitting-Straight | 21 | 125-1984 | 5 | Spacer |
| 8:1 | 237-79 | 1 | O-Ring | 22 | 340-126 | 1 | Nut-Bulkhead |
| 8:2 | 237-151 | 1 | O-Ring | 23 | 108-1700 | 1 | Tube ASM |
| 9 | 3234-14 | 3 | Screw-HHF | 24 | 3234-5 | 1 | Screw-HHF |
| 10 | 117-0138 | 1 | Tube ASM | 25 | 56-7970 | 2 | Clamp-Tube |
| 10:1 | 237-65 | 1 | O-Ring | 26 | 108-1686 | 2 | Hose-HYD |
| 11 | 117-0137 | 1 | Tube ASM | 27 | 340-98 | 5 | Fitting-Elbow, 90 DEG |
| 11:1 | 237-65 | 2 | O-Ring | 27:1 | 237-79 | 1 | O-Ring |
| 12 | 117-0139 | 1 | Tube ASM | 27:2 | 237-30 | 1 | O-Ring |



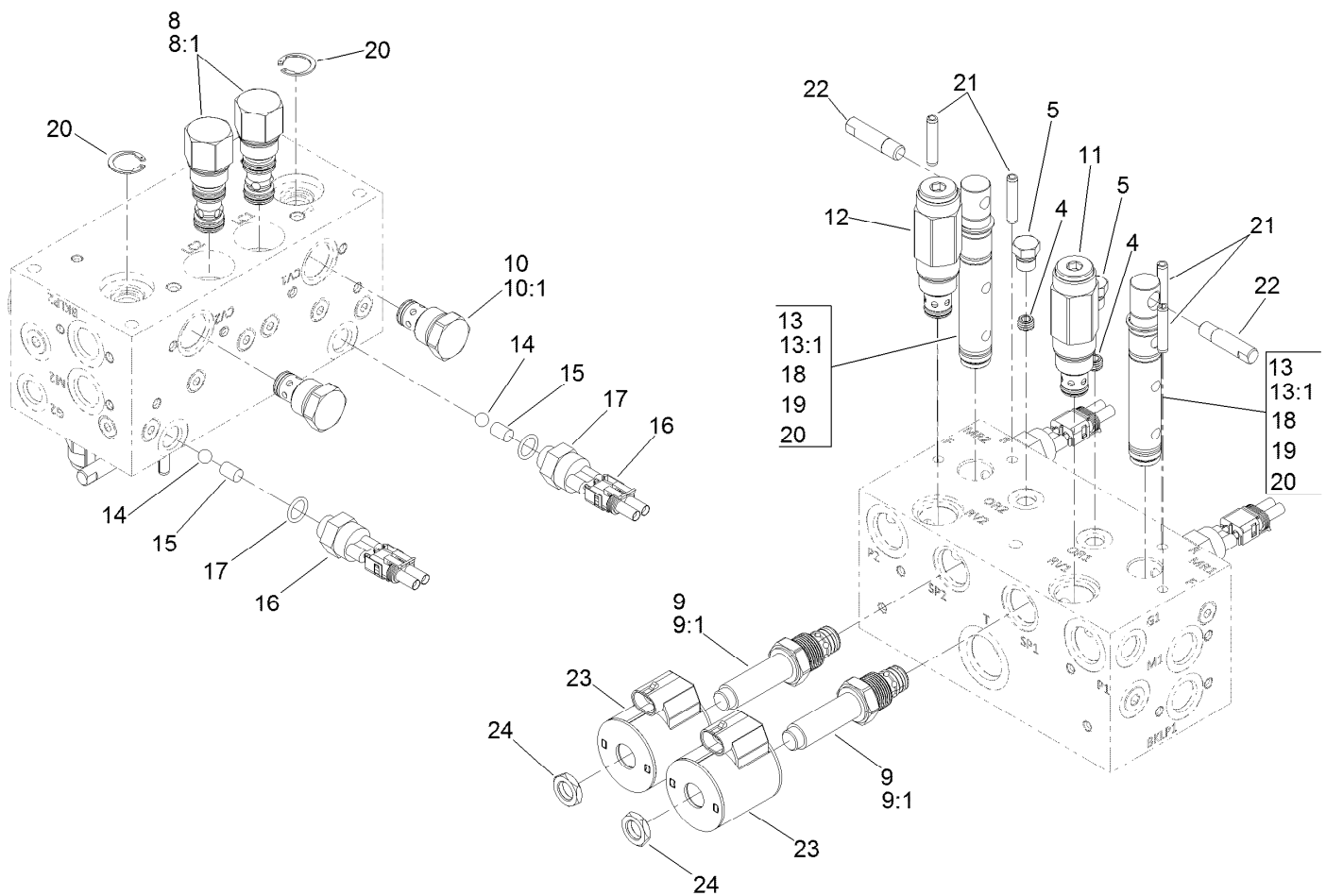
No. 1, 4 and 5 Reel Drive Hydraulic Assembly (continued)

| <i>Ref.</i> | <i>Part Number</i> | <i>Qty.</i> | <i>Description</i> | <i>Ref.</i> | <i>Part Number</i> | <i>Qty.</i> | <i>Description</i> |
|-------------|--------------------|-------------|-----------------------|-------------|--------------------|-------------|--------------------|
| 28 | 340-92 | 2 | Fitting-Straight | 31:2 | 237-21 | 1 | O-Ring |
| 28:1 | 237-78 | 1 | O-Ring | 32 | 114-0633 | 1 | Hose-HYD |
| 28:2 | 237-21 | 1 | O-Ring | 33 | 117-5190 | 1 | Hose-HYD |
| 29 | 340-4 | 1 | Fitting-Straight | 34 | 106-3671 | 1 | Hose-HYD |
| 29:1 | 237-30 | 1 | O-Ring | 35 | 117-5188 | 4 | Hose-HYD |
| 29:2 | 237-79 | 1 | O-Ring | 36 | 106-3680 | 2 | Hose-HYD |
| 30 | 3334-945 | 9 | Tie-Cable | 37 | 119-3920 | 1 | Guide-Hose, RH |
| 31 | 340-132 | 1 | Fitting-Elbow, 90 DEG | 38 | 119-3921 | 1 | Guide-Hose, LH |
| 31:1 | 237-78 | 1 | O-Ring | 39 | 119-1419 | 2 | Plate-Clamp |



Hydraulic Motor Assembly No. 120-6272

| <i>Ref.</i> | <i>Part Number</i> | <i>Qty.</i> | <i>Description</i> |
|-------------|--------------------|-------------|--------------------|
| 1 | 138-1234 | 1 | Seal Kit |
| 2 | 117-5107 | 1 | Valve-Check |

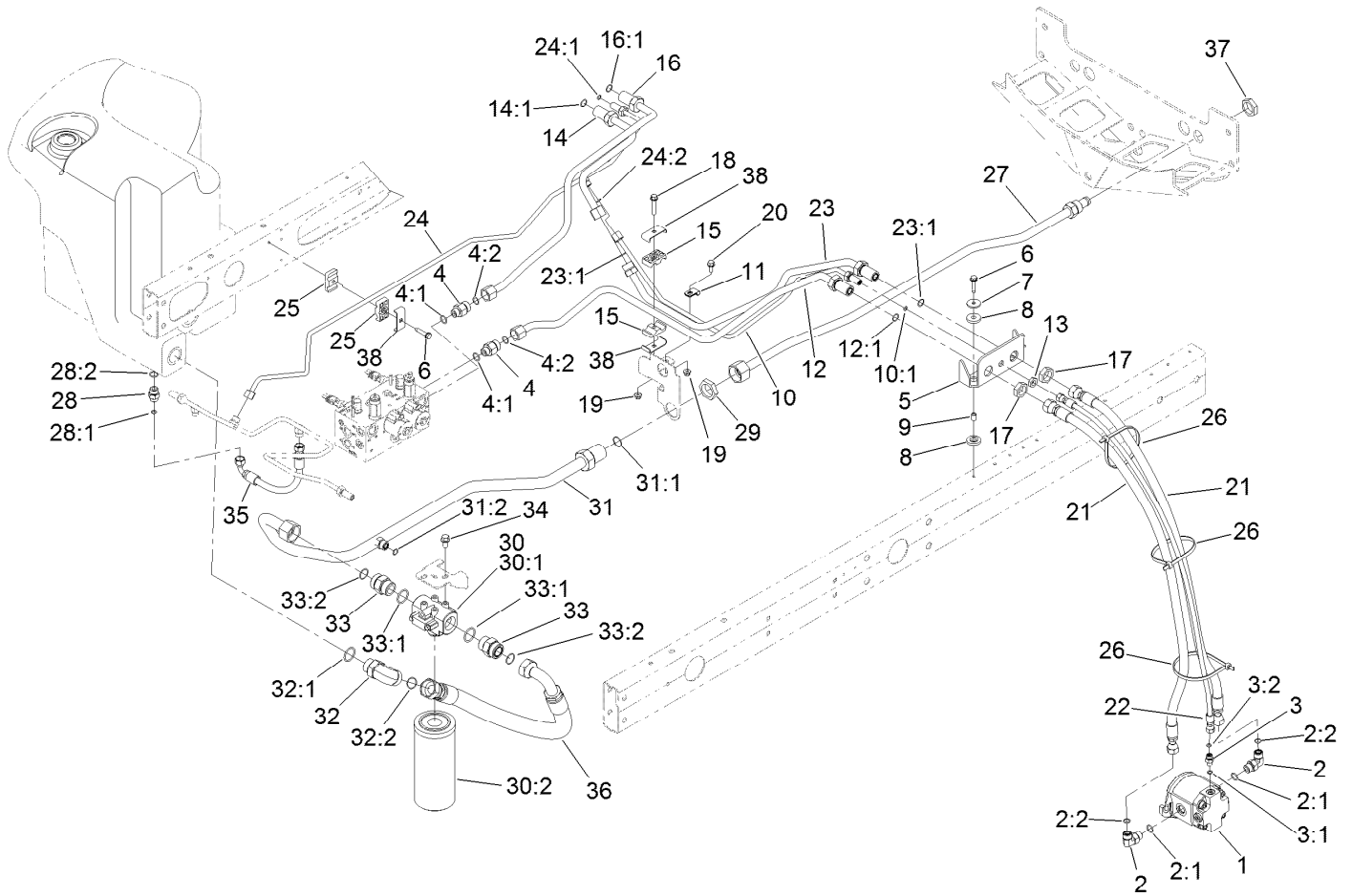


Manifold Assembly No. 121-5628

| Ref. | Part Number | Qty. | Description |
|------|-------------|------|------------------------|
| 4 | 110-8883 | 1 | Plug-Orifice (0.040) |
| 5 | 117-0115 | 1 | Plug |
| 8 | 120-1693 | 2 | Compensator-Pressure |
| 8:1 | 119-2159 | 1 | Seal Kit |
| 9 | 120-1694 | 2 | Valve-Proportional, NC |
| 9:1 | 105-9159 | 1 | Seal Kit |
| 10 | 110-8881 | 2 | Valve-Check |
| 10:1 | 105-9159 | 1 | Seal Kit ● |
| 11 | 125-8757 | 1 | Valve-Relief, 2500 PSI |
| 12 | 125-8758 | 1 | Valve-Relief |
| 13 | 117-0108 | 2 | Spool-Rotary |
| 13:1 | 117-0109 | 1 | Seal Kit |

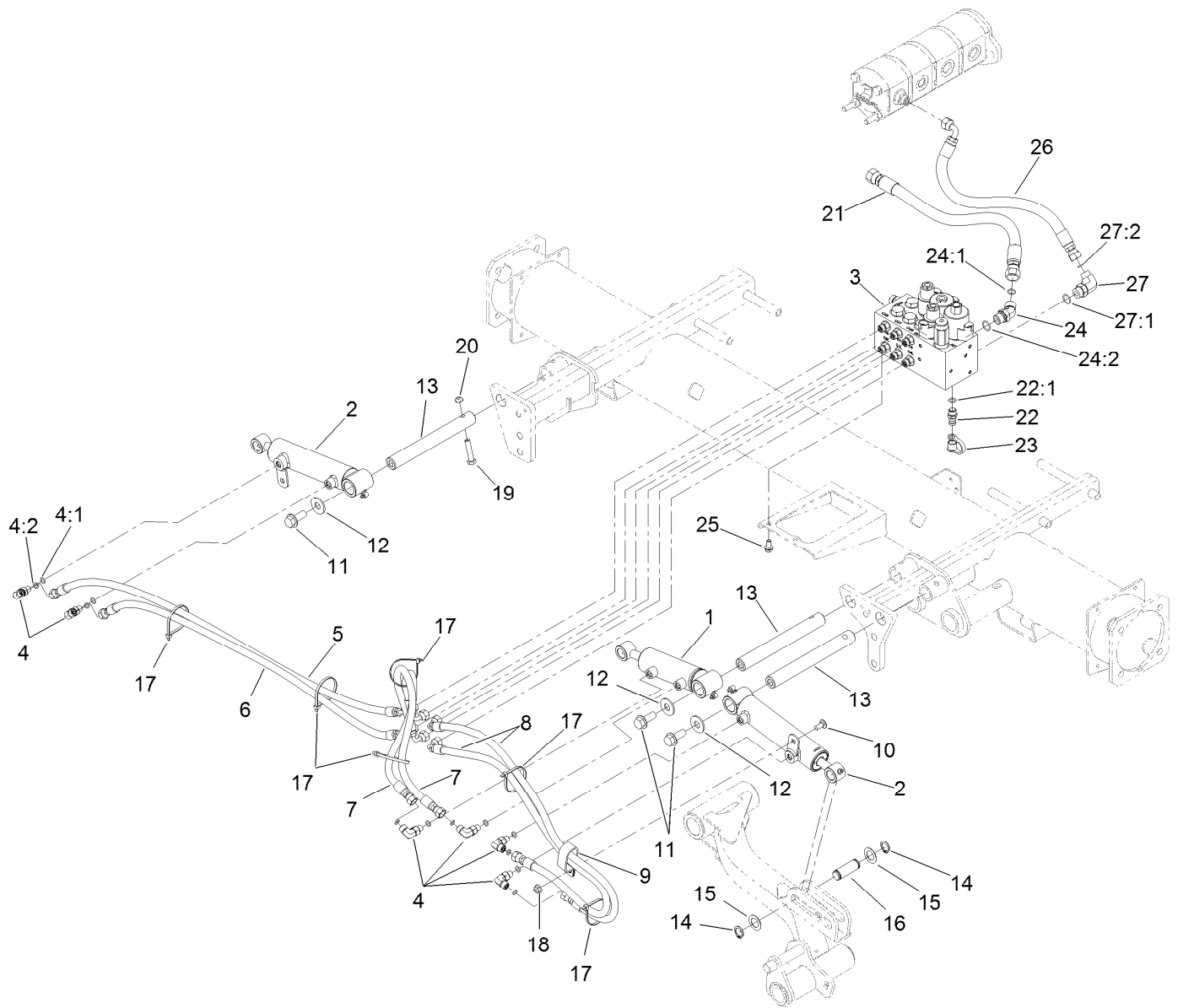
| Ref. | Part Number | Qty. | Description |
|------|-------------|------|----------------|
| 14 | 117-4605 | 2 | Ball-SS |
| 15 | 120-1650 | 2 | Pin |
| 16 | 72-4310 | 2 | Switch-Ball |
| 17 | 110-8757 | 2 | O-Ring |
| 18 | 117-4606 | 6 | O-Ring |
| 19 | 112-6534 | 4 | Ring-Back Up |
| 20 | 112-6532 | 4 | Ring-Retaining |
| 21 | 112-6531 | 4 | Pin-Spring |
| 22 | 110-8758 | 2 | Handle-Spool |
| 23 | 110-6344 | 2 | Coil-12V, DC |
| 24 | 110-2634 | 2 | Nut-Coil |

● Not illustrated



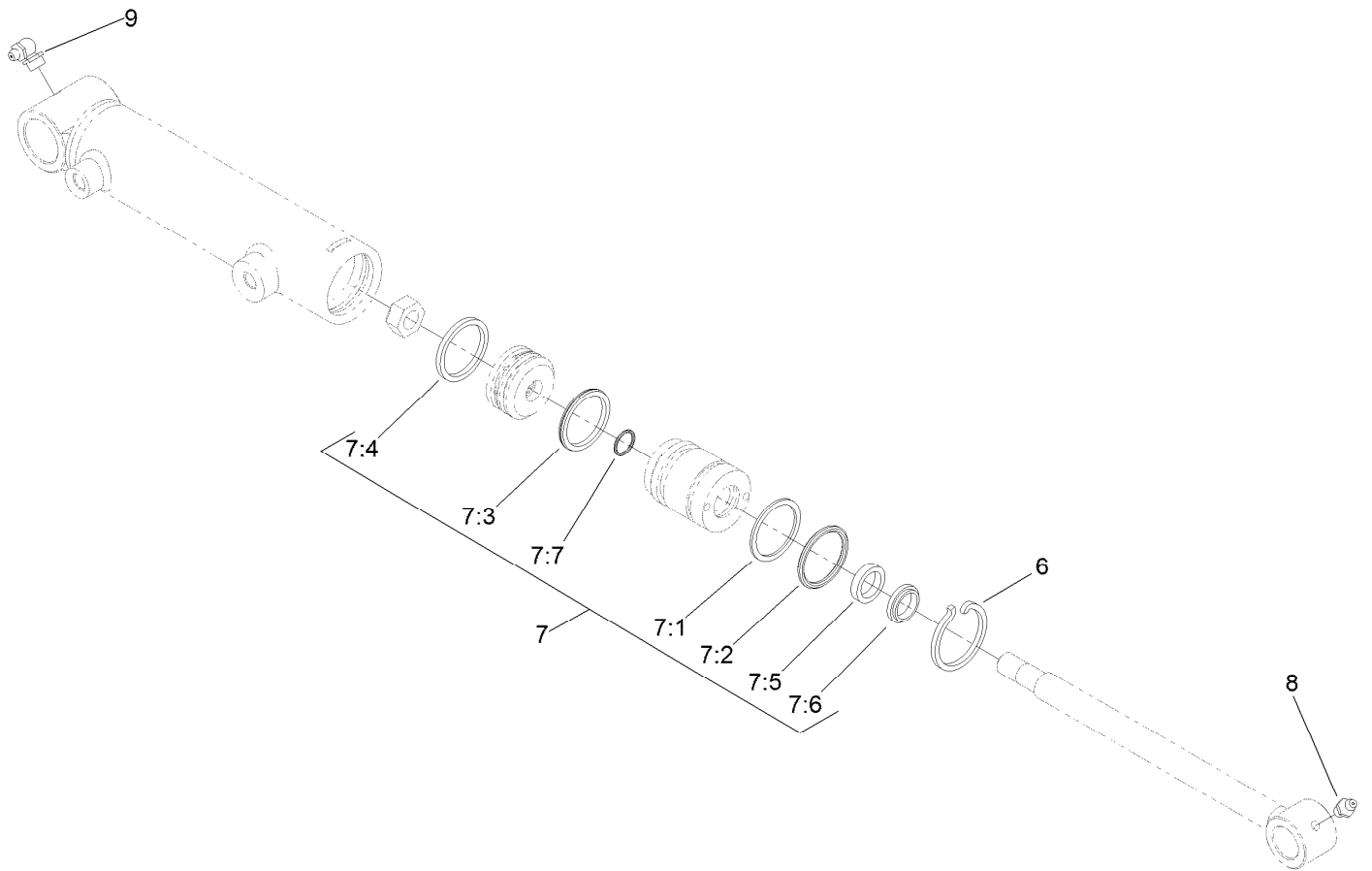
No. 2 and 3 Reel Drive Hydraulic Assembly (continued)

| <i>Ref.</i> | <i>Part Number</i> | <i>Qty.</i> | <i>Description</i> | <i>Ref.</i> | <i>Part Number</i> | <i>Qty.</i> | <i>Description</i> |
|-------------|--------------------|-------------|-----------------------|-------------|--------------------|-------------|--------------------|
| 28:2 | 237-79 | 1 | O-Ring | 32:2 | 340-65 | 1 | O-Ring |
| 29 | 340-128 | 1 | Nut-Bulkhead | 33 | 104-3797 | 2 | Fitting-Straight |
| 30 | 98-3923 | 1 | Oil Filter ASM | 33:1 | 237-146 | 1 | O-Ring |
| 30:1 | 104-0080 | 1 | Filter Head ASM | 33:2 | 340-65 | 1 | O-Ring |
| 30:2 | 94-2621 | 1 | Element-Filter | 34 | 3234-1 | 2 | Screw-HHF |
| 31 | 108-1699 | 1 | Tube ASM | 35 | 66-8490 | 1 | Hose-HYD |
| 31:1 | 340-65 | 1 | O-Ring | 36 | 108-1689 | 1 | Hose-HYD |
| 31:2 | 237-30 | 1 | O-Ring | 37 | 340-126 | 1 | Nut-Bulkhead |
| 32 | 340-129 | 1 | Fitting-Elbow, 90 DEG | 38 | 119-1419 | 3 | Plate-Clamp |
| 32:1 | 237-146 | 1 | O-Ring | | | | |



No. 1, 4 and 5 Lift Arm Hydraulic Assembly

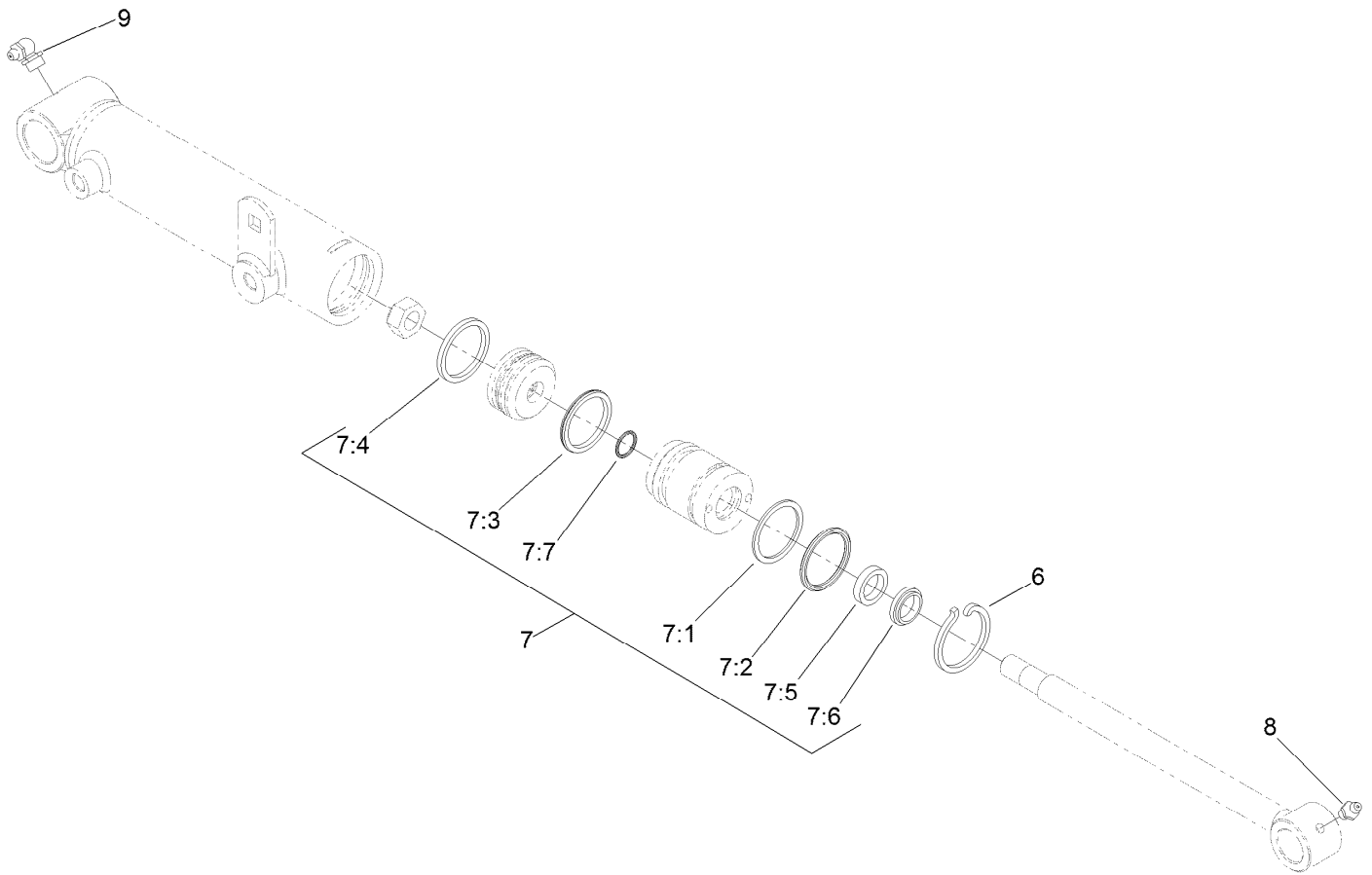
| Ref. | Part Number | Qty. | Description | Ref. | Part Number | Qty. | Description |
|------|-------------|------|-----------------------------|------|-------------|------|---------------------|
| 1 | 119-6988 | 1 | HYD Cylinder ASM | 16 | 104-0046 | 3 | Pin-Slide, Cylinder |
| 2 | 119-6987 | 2 | HYD Cylinder ASM | 17 | 3290-379 | 6 | Tie-Cable |
| 3 | 105-7577 | 1 | HYD Lift Block Manifold ASM | 18 | 104-8300 | 1 | Nut-HF, NI |
| 4 | 340-132 | 6 | Fitting-Elbow, 90 DEG | 19 | 323-9 | 3 | Screw-HH |
| 4:1 | 237-78 | 1 | O-Ring | 20 | 3296-59 | 3 | Nut-Lock, NI |
| 4:2 | 237-21 | 1 | O-Ring | 21 | 117-0180 | 1 | Hose-HYD |
| 5 | 106-3692 | 1 | Hose-HYD | 22 | 59-7410 | 1 | Fitting-Diagnostic |
| 6 | 106-3693 | 1 | Hose-HYD | 22:1 | 237-42 | 1 | O-Ring |
| 7 | 93-6887 | 2 | Hose-HYD | 23 | 354-79 | 1 | Cap-Dust |
| 8 | 85-4940 | 2 | Hose-HYD | 24 | 340-101 | 1 | Fitting-HYD, 45 DEG |
| 9 | 2412-137 | 1 | Clamp-R, Double | 24:1 | 237-30 | 1 | O-Ring |
| 10 | 3230-23 | 1 | Bolt-CARR | 24:2 | 237-79 | 1 | O-Ring |
| 11 | 3234-38 | 3 | Screw-HHF | 25 | 3234-14 | 2 | Screw-HHF |
| 12 | 3256-6 | 3 | Washer-Flat | 26 | 92-5694 | 1 | Hose-Hydraulic |
| 13 | 117-0148 | 3 | Pin-Cylinder | 27 | 340-18 | 1 | Fitting-HYD, 90 DEG |
| 14 | 32120-93 | 6 | Ring-Retaining | 27:1 | 237-79 | 1 | O-Ring |
| 15 | 3-6498 | 6 | Washer-Thrust | 27:2 | 237-22 | 1 | O-Ring |



Hydraulic Cylinder Assembly No. 119-6988

| Ref. | Part Number | Qty. | Description |
|------|-------------|------|----------------|
| 6 | 84-1680 | 1 | Ring-Retaining |
| 7 | 119-6992 | 1 | Seal Kit |
| 7:1 | | 1 | O-Ring ● |
| 7:2 | | 1 | Backup ● |
| 7:3 | | 1 | Bp Seal ● |
| 7:4 | | 1 | Wear Ring-Ht ● |
| 7:5 | | 1 | Bs Seal ● |
| 7:6 | | 1 | Dust Seal-Dt ● |
| 7:7 | | 1 | O-Ring ● |
| 8 | 302-5 | 1 | Fitting-Grease |
| 9 | 302-33 | 1 | Fitting-Grease |

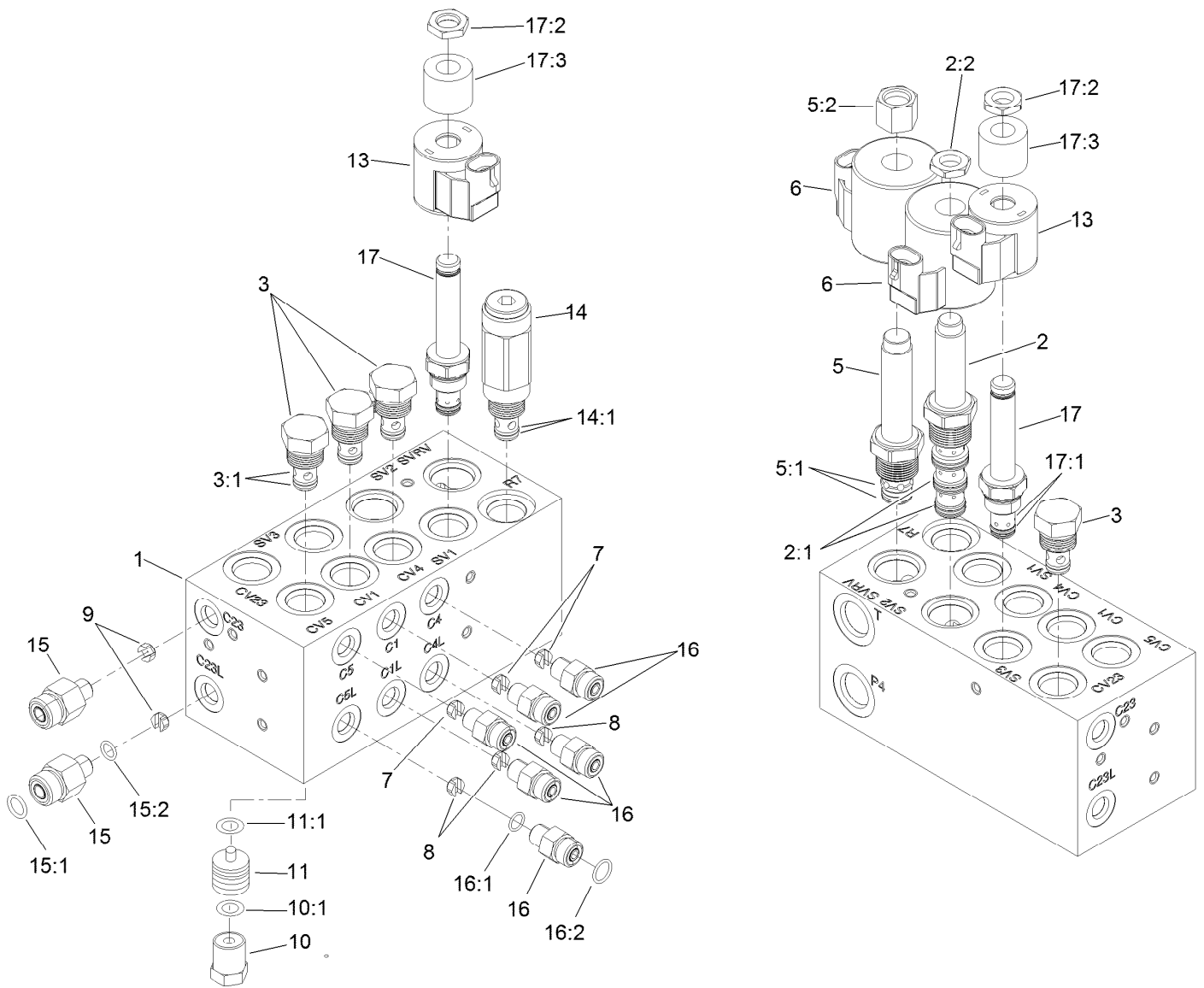
● Not serviced separately



Hydraulic Cylinder Assembly No. 119-6987

| Ref. | Part Number | Qty. | Description |
|------|-------------|------|----------------|
| 6 | 84-1680 | 1 | Ring-Retaining |
| 7 | 119-6992 | 1 | Seal Kit |
| 7:1 | | 1 | O-Ring ● |
| 7:2 | | 1 | Backup ● |
| 7:3 | | 1 | Bp Seal ● |
| 7:4 | | 1 | Wear Ring-Ht ● |
| 7:5 | | 1 | Bs Seal ● |
| 7:6 | | 1 | Dust Seal-Dt ● |
| 7:7 | | 1 | O-Ring ● |
| 8 | 302-5 | 1 | Fitting-Grease |
| 9 | 302-33 | 1 | Fitting-Grease |

● Not serviced separately



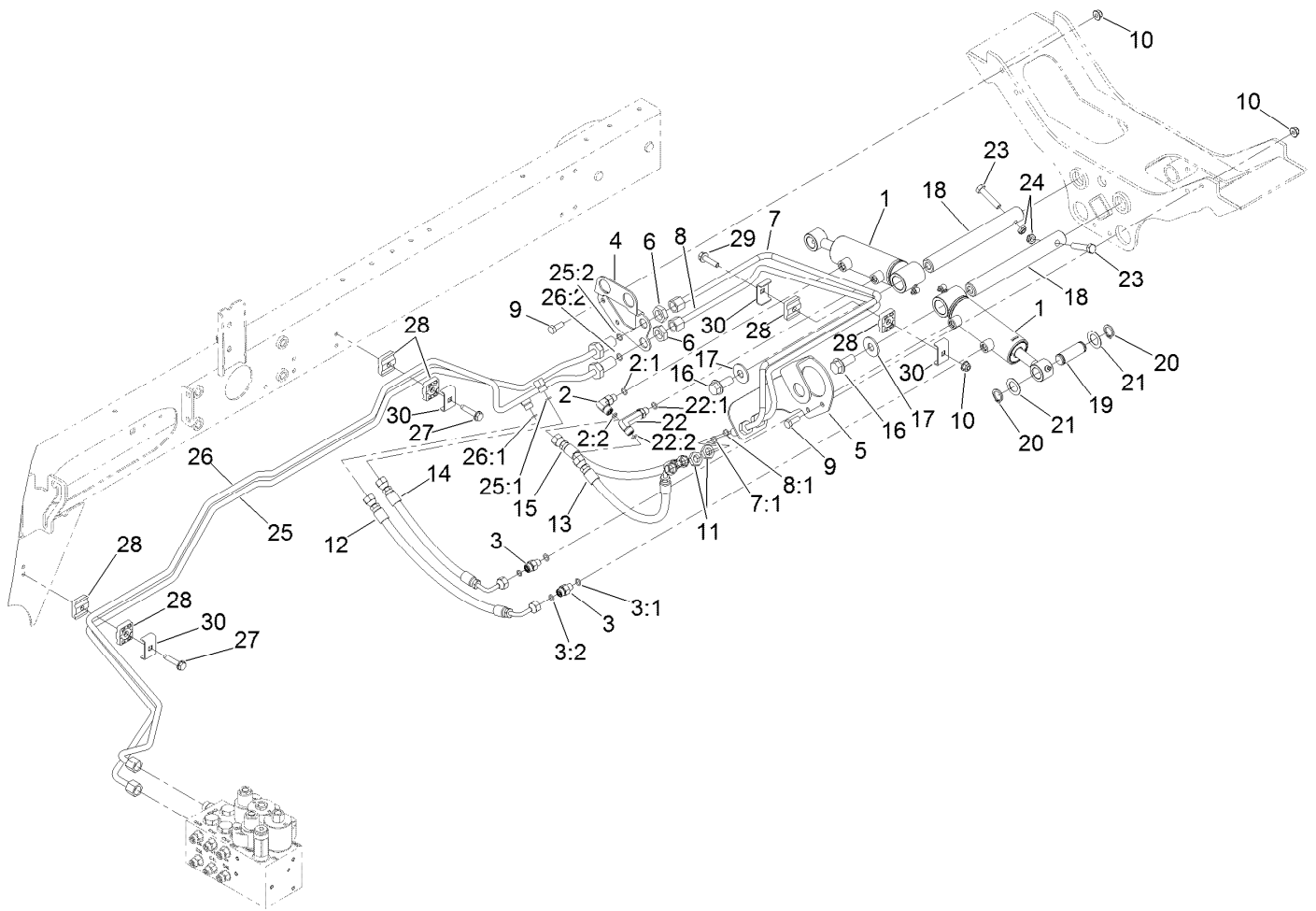
Hydraulic Manifold Block Assembly No. 105-7577

| Ref. | Part Number | Qty. | Description |
|------|-------------|------|-------------------------------|
| 1 | | 1 | Block-Manifold ■ |
| 2 | 110-8906 | 1 | Valve-Solenoid |
| 2:1 | 110-8908 | 1 | Spool Valve Seal Kit |
| 2:2 | 110-2634 | 1 | Nut-Coil |
| 3 | 110-9006 | 4 | Valve-Check |
| 3:1 | 105-9156 | 1 | Seal Kit |
| 5 | 110-8905 | 1 | Valve-Relief, Solenoid |
| 5:1 | 110-6316 | 1 | Seal Kit |
| 5:2 | 130-8180 | 1 | Nut-Coil (9/16-24 Unef-2B) |
| 6 | 110-6344 | 2 | Coil-12V, DC |
| 7 | 110-8904 | 3 | Orifice-Control, Flow (0.028) |
| 7 | 125-8849 | 3 | Orifice-Flow Control ● |
| 8 | 110-8903 | 3 | Orifice-Control, Flow (0.055) |
| 9 | 110-8902 | 2 | Orifice-Control, Flow (0.046) |
| 10 | 354-70 | 4 | Plug-Hex, Hollow |
| 10:1 | 237-80 | 1 | O-Ring |

| Ref. | Part Number | Qty. | Description |
|------|-------------|------|------------------|
| 11 | 110-8901 | 4 | Piston-Pilot |
| 11:1 | 110-8900 | 1 | O-Ring |
| 13 | 110-0497 | 2 | Coil-Solenoid |
| 14 | 110-8899 | 1 | Valve-Relief |
| 14:1 | 105-9156 | 1 | Seal Kit |
| 15 | 340-88 | 2 | Fitting-Straight |
| 15:1 | 237-22 | 1 | O-Ring |
| 15:2 | 237-78 | 1 | O-Ring |
| 16 | 340-92 | 6 | Fitting-Straight |
| 16:1 | 237-78 | 1 | O-Ring |
| 16:2 | 237-21 | 1 | O-Ring |
| 17 | 110-8898 | 2 | Valve-Solenoid |
| 17:1 | 107-7527 | 1 | Seal Kit |
| 17:2 | 110-2634 | 1 | Nut-Coil |
| 17:3 | 110-8909 | 1 | Spacer-Coil |

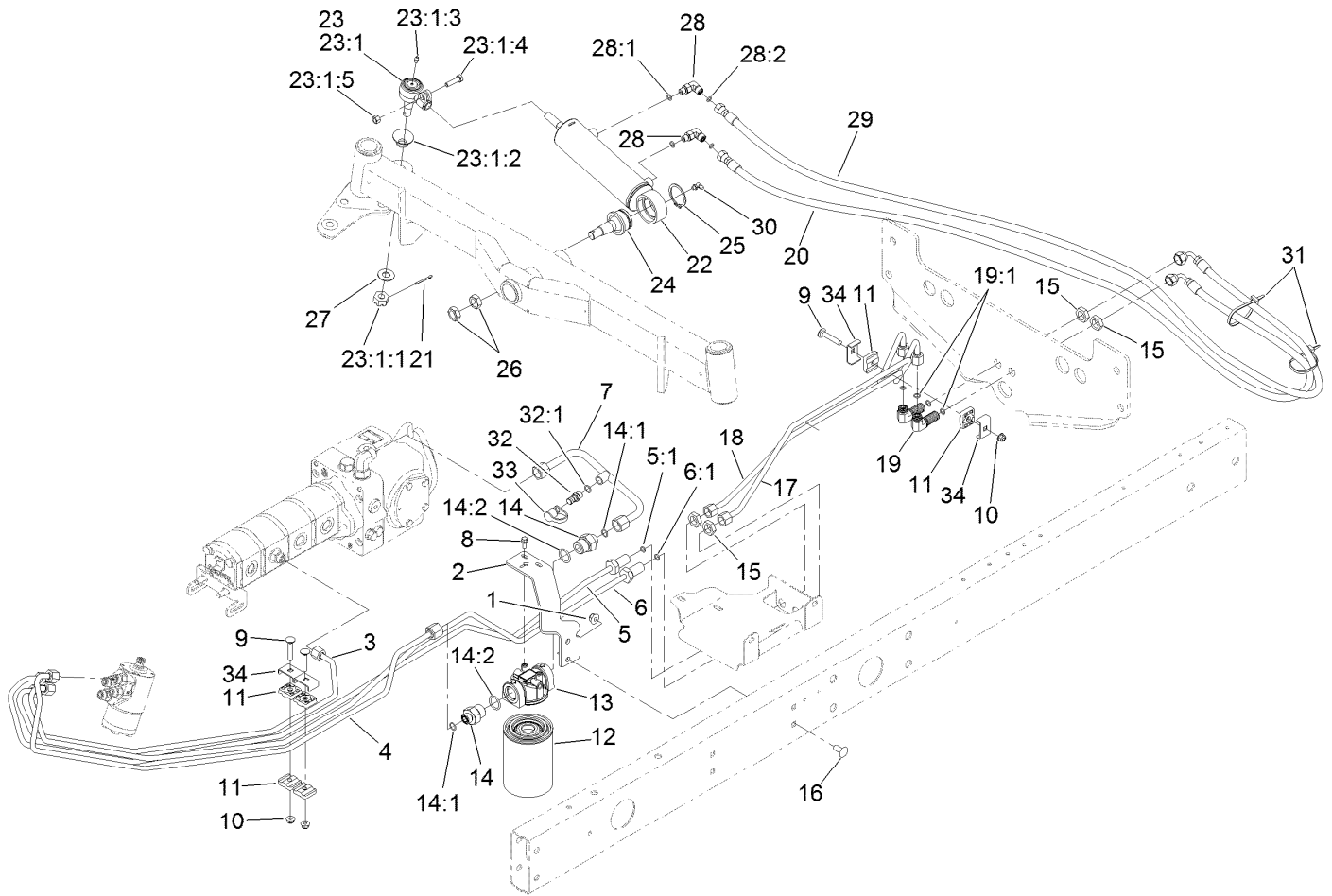
● Optional Equipment

■ Not serviced separately



Rear Lift Hydraulic Assembly

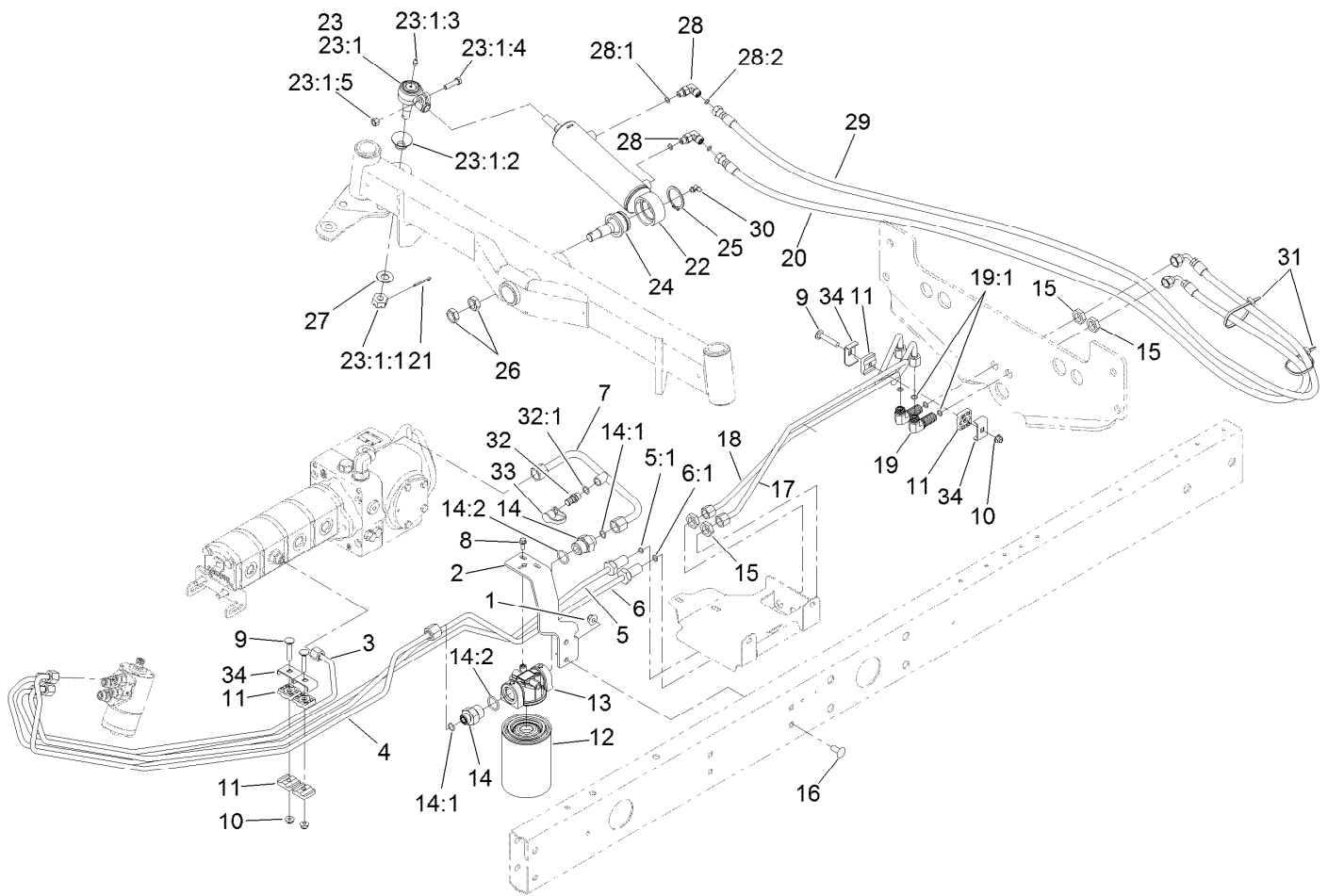
| <i>Ref.</i> | <i>Part Number</i> | <i>Qty.</i> | <i>Description</i> | <i>Ref.</i> | <i>Part Number</i> | <i>Qty.</i> | <i>Description</i> |
|-------------|--------------------|-------------|-----------------------|-------------|--------------------|-------------|---------------------|
| 1 | 119-6988 | 2 | HYD Cylinder ASM | 16 | 3234-38 | 2 | Screw-HHF |
| 2 | 340-132 | 1 | Fitting-Elbow, 90 DEG | 17 | 3256-6 | 2 | Washer-Flat |
| 2:1 | 237-78 | 1 | O-Ring | 18 | 117-0148 | 2 | Pin-Cylinder |
| 2:2 | 237-21 | 1 | O-Ring | 19 | 104-0046 | 2 | Pin-Slide, Cylinder |
| 3 | 340-92 | 2 | Fitting-Straight | 20 | 32120-93 | 4 | Ring-Retaining |
| 3:1 | 237-78 | 1 | O-Ring | 21 | 3-6498 | 4 | Washer-Thrust |
| 3:2 | 237-21 | 1 | O-Ring | 22 | 100-7695 | 1 | Fitting-Elbow 90 |
| 4 | 120-3782-01 | 1 | Bracket-Bulkhead, RH | 22:1 | 237-78 | 1 | O-Ring |
| 5 | 110-0917-01 | 1 | Bracket-Bulkhead, LH | 22:2 | 237-21 | 1 | O-Ring |
| 6 | 340-70 | 2 | Nut-Lock | 23 | 323-9 | 2 | Screw-HH |
| 7 | 133-2987 | 1 | Tube-ASM | 24 | 3296-59 | 2 | Nut-Lock, NI |
| 7:1 | 237-21 | 1 | O-Ring | 25 | 120-3766 | 1 | HYD Tube ASM |
| 8 | 133-2986 | 1 | Tube-ASM | 25:1 | 237-21 | 1 | O-Ring |
| 8:1 | 237-21 | 1 | O-Ring | 25:2 | 237-22 | 1 | O-Ring |
| 9 | 322-4 | 4 | Screw-HH | 26 | 120-3771 | 1 | HYD Tube ASM |
| 10 | 104-8300 | 5 | Nut-HF, NI | 26:1 | 237-21 | 1 | O-Ring |
| 11 | 340-78 | 2 | Nut-Lock | 26:2 | 237-22 | 1 | O-Ring |
| 12 | 110-0930 | 1 | Hose-HYD | 27 | 32144-57 | 2 | Screw |
| 13 | 110-8966 | 1 | Hose-HYD | 28 | 56-7973 | 6 | Clamp-Tube |
| 14 | 110-0929 | 1 | Hose-HYD | 29 | 3230-5 | 1 | Bolt-CARR |
| 15 | 110-0931 | 1 | Hose-HYD | 30 | 119-1418 | 3 | Plate-Clamp, Short |



Steering Hydraulic Assembly

| Ref. | Part Number | Qty. | Description | Ref. | Part Number | Qty. | Description |
|------|-------------|------|---------------------|--------|-------------|------|--------------------------|
| 1 | 104-8301 | 2 | Nut-HF, NI | 15 | 340-70 | 4 | Nut-Lock |
| 2 | 110-0906-01 | 1 | Support-Filter, Oil | 16 | 3231-27 | 2 | Screw-CARR |
| 3 | 108-1710 | 1 | Tube ASM | 17 | 110-9019 | 1 | Tube-HYD |
| 4 | 108-1711 | 1 | Tube-HYD | 18 | 110-9020 | 1 | Tube-HYD |
| 5 | 108-1712 | 1 | Tube ASM | 19 | 340-154 | 2 | Union-Bulkhead |
| 5:1 | 237-22 | 1 | O-Ring | 19:1 | 237-22 | 2 | O-Ring |
| 6 | 108-1713 | 1 | Tube ASM | 20 | 110-0928 | 1 | Hose-HYD |
| 6:1 | 237-22 | 1 | O-Ring | 21 | 3272-12 | 1 | Pin-Cotter |
| 7 | 121-5601 | 1 | Tube-HYD | 22 | 110-9035 | 1 | HYD Cylinder ASM |
| 8 | 3234-33 | 2 | Screw-HHF | 23 | 106-6895-03 | 1 | Ball Joint ASM |
| 9 | 3230-5 | 3 | Bolt-CARR | 23:1 | | 1 | Joint-Ball ● |
| 10 | 104-8300 | 3 | Nut-HF, NI | 23:1:1 | 32136-13 | 1 | Nut-SHH |
| 11 | 56-7973 | 6 | Clamp-Tube | 23:1:2 | 106-6896 | 1 | Seal |
| 12 | 86-3010 | 1 | Filter-Oil | 23:1:3 | 302-5 | 1 | Fitting-Grease |
| 13 | 117-5820 | 1 | Head-Filter | 23:1:4 | 3210-7 | 1 | Screw-HH |
| 14 | 100-4240 | 2 | Fitting-STR | 23:1:5 | 32152-5 | 1 | Nut-Hex |
| 14:1 | 237-30 | 1 | O-Ring | 24 | 106-6774 | 1 | Joint-Ball |
| 14:2 | 237-81 | 1 | O-Ring | 25 | 32151-104 | 1 | Ring-Retaining, External |

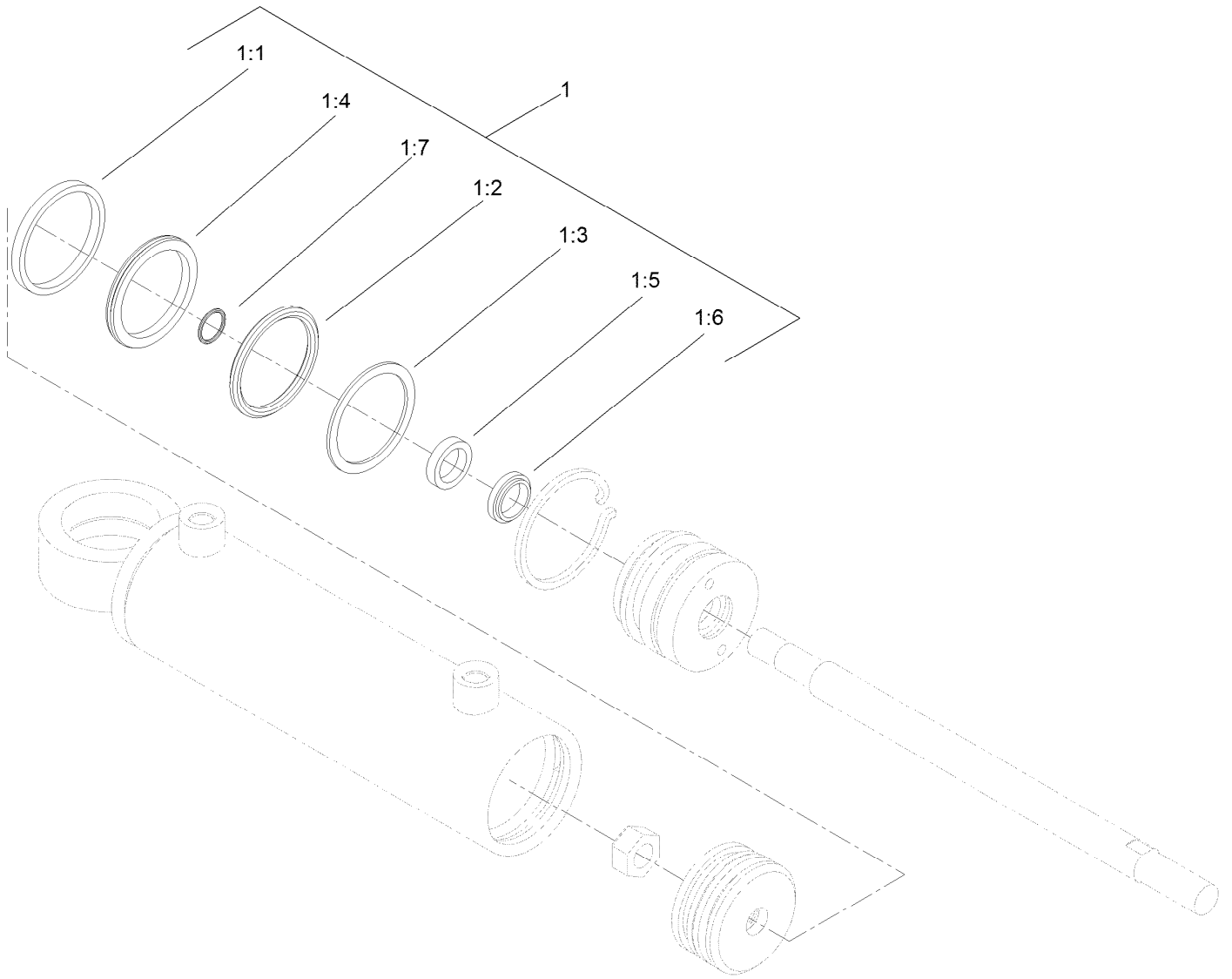
● Not serviced separately



Steering Hydraulic Assembly (continued)

| <i>Ref.</i> | <i>Part Number</i> | <i>Qty.</i> | <i>Description</i> | <i>Ref.</i> | <i>Part Number</i> | <i>Qty.</i> | <i>Description</i> |
|-------------|--------------------|-------------|-----------------------|-------------|--------------------|-------------|------------------------|
| 26 | 3220-6 | 2 | Nut-Jam | 30 | 302-40 | 1 | Fitting-Grease, 90 DEG |
| 27 | 69-8980 | 1 | Washer | 31 | 3290-378 | 2 | Tie-Cable |
| 28 | 340-132 | 2 | Fitting-Elbow, 90 DEG | 32 | 59-7410 | 1 | Fitting-Diagnostic |
| 28:1 | 237-78 | 1 | O-Ring | 32:1 | 237-42 | 1 | O-Ring |
| 28:2 | 237-21 | 1 | O-Ring | 33 | 354-79 | 1 | Cap-Dust |
| 29 | 110-0973 | 1 | Hose-HYD | 34 | 119-1418 | 4 | Plate-Clamp, Short |

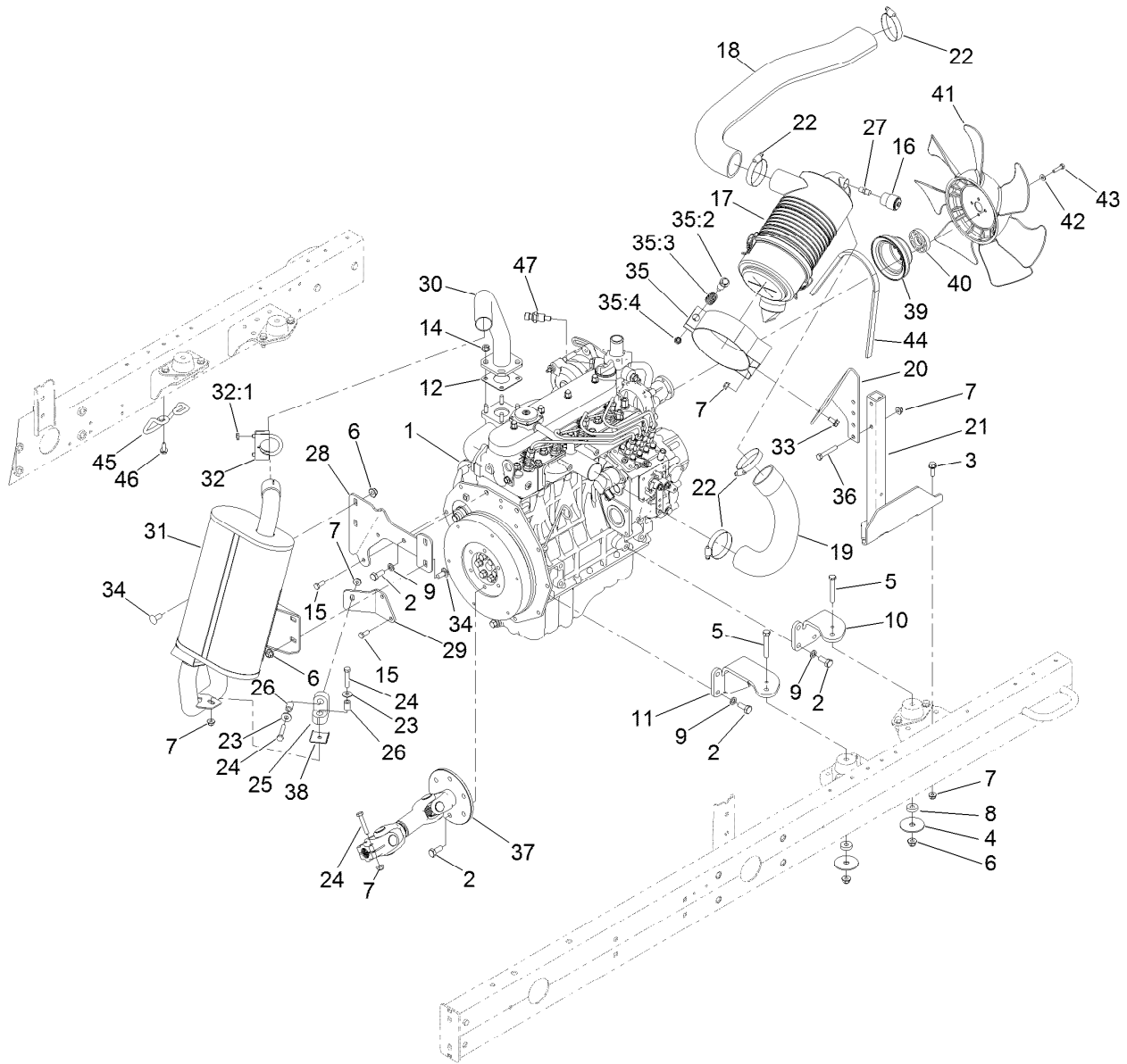
● Not serviced separately



Hydraulic Cylinder Assembly No. 110-9035

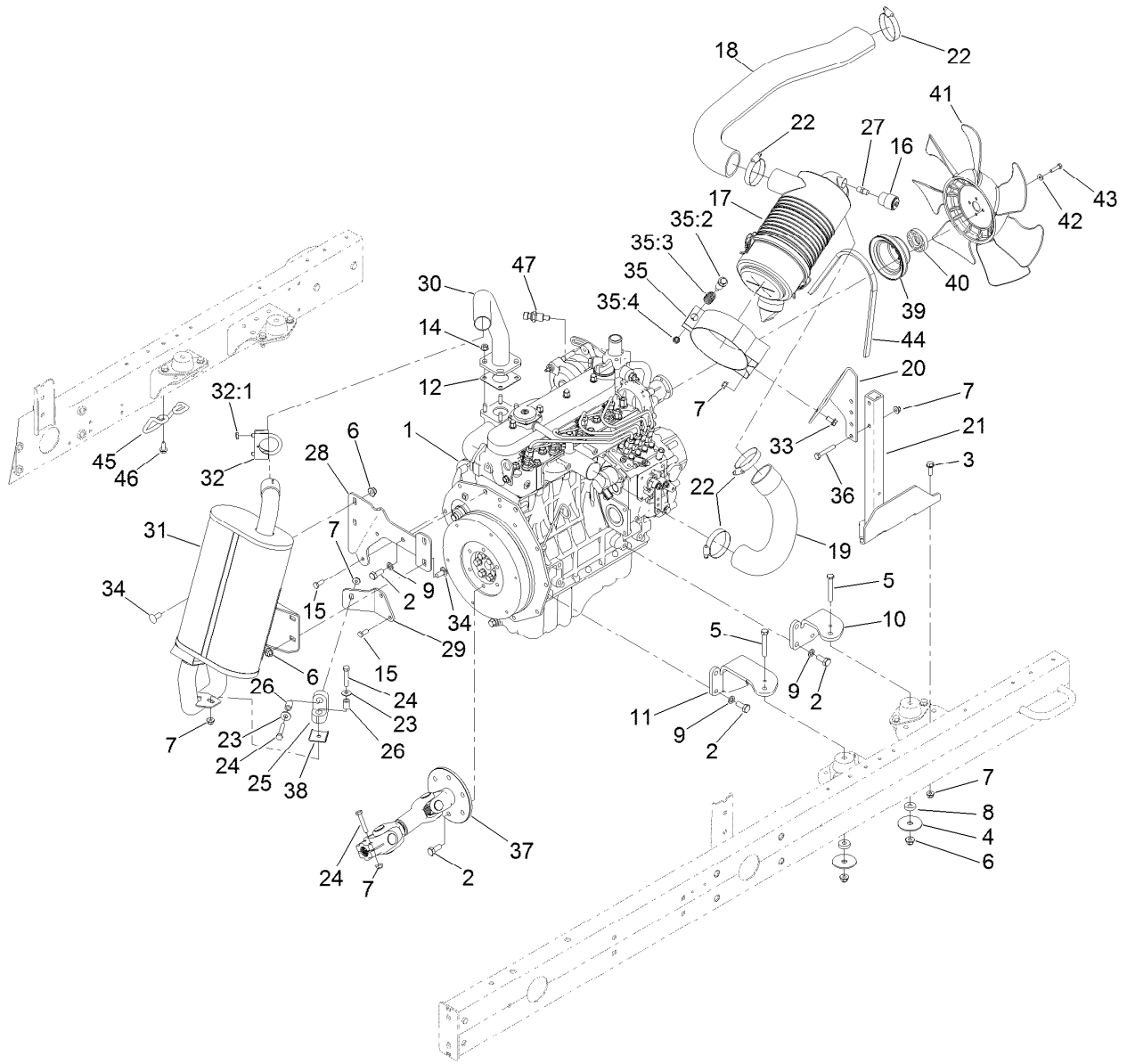
| <i>Ref.</i> | <i>Part Number</i> | <i>Qty.</i> | <i>Description</i> |
|-------------|--------------------|-------------|--------------------|
| 1 | 114-8875 | 1 | Seal Kit |
| 1:1 | | 1 | Wear Ring ● |
| 1:2 | | 1 | O-Ring ● |
| 1:3 | | 1 | Backup ● |
| 1:4 | | 1 | Bp Seal ● |
| 1:5 | | 1 | Bs Seal ● |
| 1:6 | | 1 | Dust Seal ● |
| 1:7 | | 1 | O-Ring ● |

● Not serviced separately



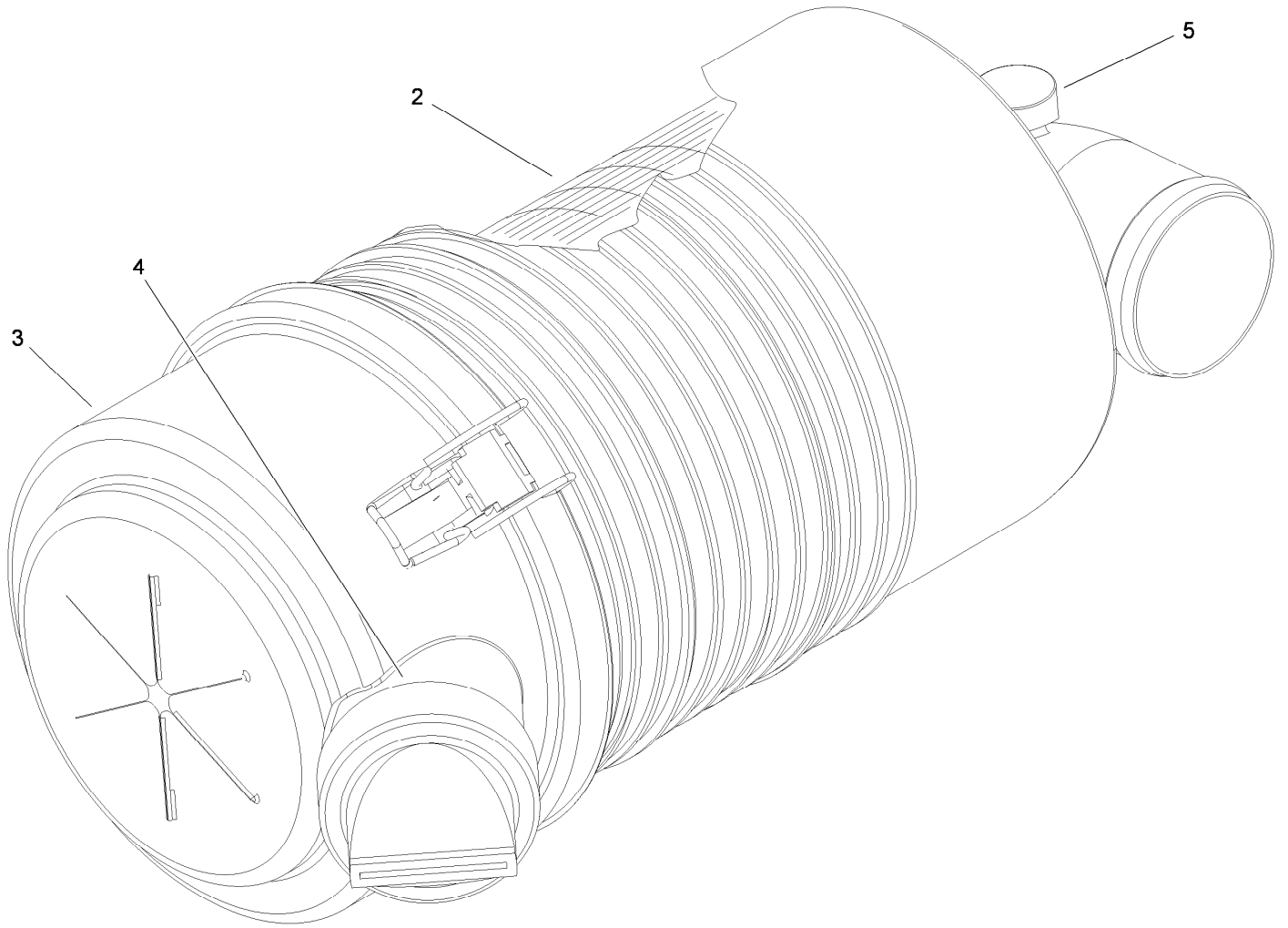
Engine, Muffler and Air Cleaner Assembly

| Ref. | Part Number | Qty. | Description | Ref. | Part Number | Qty. | Description |
|------|-------------|------|----------------------|------|-------------|------|----------------------------|
| 1 | 125-2165 | 1 | Engine-Kubota, V1505 | 23 | 3256-3 | 2 | Washer-Flat |
| 2 | 43-0090 | 19 | Screw-HH | 24 | 322-9 | 4 | Screw-HH |
| 3 | 3234-29 | 3 | Screw-HHF | 25 | 95-5622 | 1 | Hanger-Rubber |
| 4 | 87-5100 | 4 | Washer-Snubbing | 26 | 93-5023 | 2 | Spacer |
| 5 | 323-12 | 4 | Screw-HH | 27 | 94-1416 | 1 | Adapter-Indicator |
| 6 | 104-8301 | 8 | Nut-HF, NI | 28 | 108-1785-03 | 1 | Bracket-Support, Muffler |
| 7 | 104-8300 | 11 | Nut-HF, NI | 29 | 110-8974-03 | 1 | Bracket-Pipe, Tail |
| 8 | 62-6660 | 4 | Spacer | 30 | 108-1782 | 1 | Header |
| 9 | 48-9590 | 13 | Washer-Lock | 31 | 114-8897 | 1 | Muffler |
| 10 | 115-8066-03 | 2 | Mount-Engine | 32 | 2112-9 | 1 | Clamp |
| 11 | 120-3812-03 | 2 | Mount-Engine | 32:1 | 32128-20 | 2 | Nut-HF |
| 12 | 99-8343 | 1 | Gasket-Muffler | 33 | 3234-14 | 2 | Screw-HHF |
| 14 | 104-2612 | 4 | Nut-HF | 34 | 3231-27 | 4 | Screw-CARR |
| 15 | 33104-020 | 4 | Screw-HHF | 35 | 100-4825 | 1 | Band-Mounting, Air Cleaner |
| 16 | 93-9164 | 1 | Indicator-Mini | 35:2 | 94-3653 | 1 | Bolt |
| 17 | 106-5277 | 1 | Air Cleaner ASM | 35:3 | 94-3654 | 1 | Spring |
| 18 | 117-5162 | 1 | Hose-Formed | 35:4 | 48-9510 | 1 | Nut |
| 19 | 117-5164 | 1 | Hose-Formed | 36 | 322-10 | 2 | Screw-HH |
| 20 | 127-2695-03 | 1 | Bracket-Air Cleaner | 37 | 108-1641 | 1 | Driveshaft ASM |
| 21 | 121-5610-03 | 1 | Stand-Air Cleaner | 38 | 110-8976 | 1 | Plate-Support, Isolator |
| 22 | 2412-130 | 4 | Clamp-Hose | 39 | 110-0972 | 1 | Pulley |



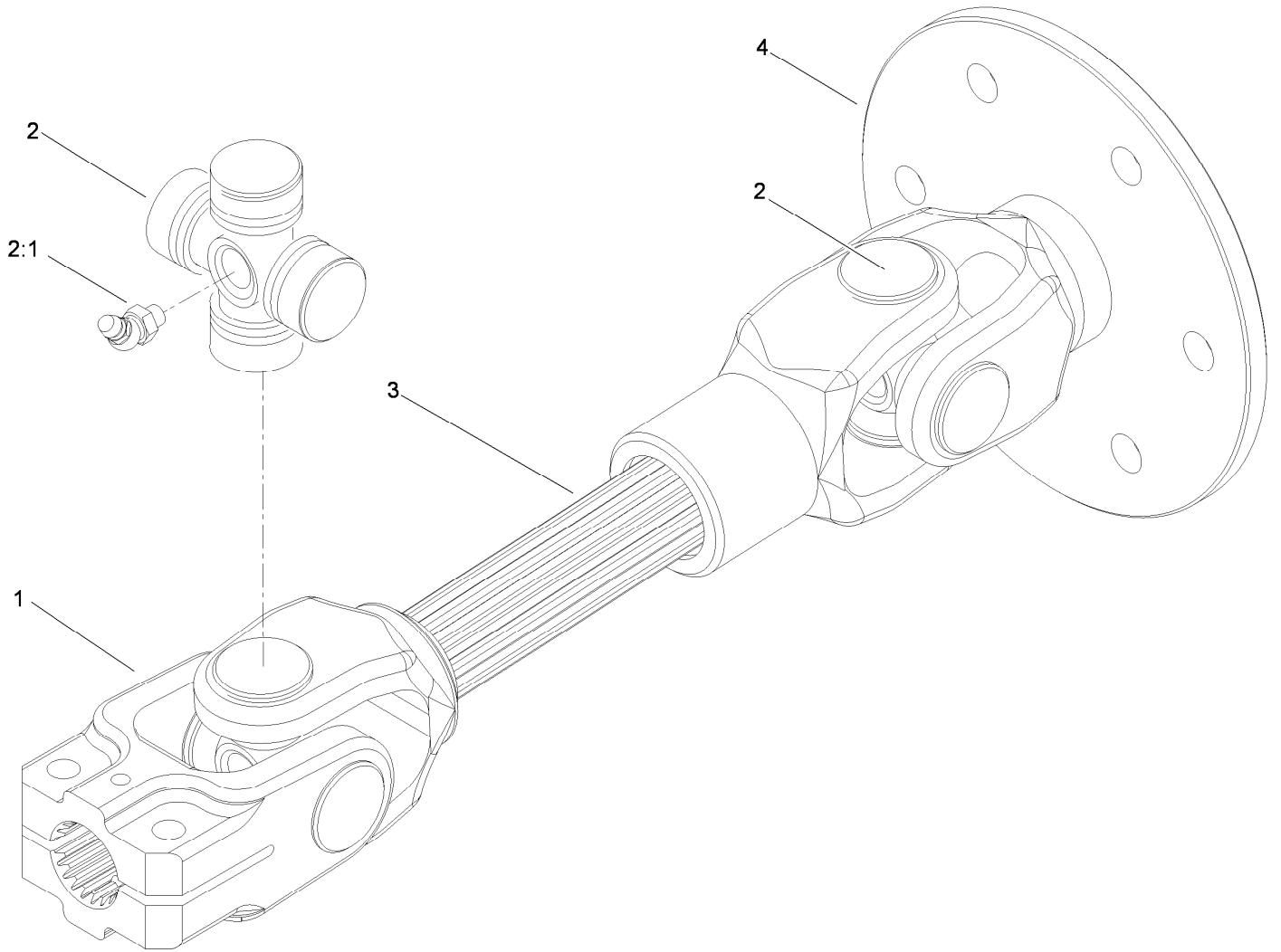
Engine, Muffler and Air Cleaner Assembly (continued)

| <i>Ref.</i> | <i>Part Number</i> | <i>Qty.</i> | <i>Description</i> | <i>Ref.</i> | <i>Part Number</i> | <i>Qty.</i> | <i>Description</i> |
|-------------|--------------------|-------------|--------------------|-------------|--------------------|-------------|--------------------|
| 40 | 104-4247 | 1 | Spacer-Fan | 44 | 98-9676 | 1 | V-Belt |
| 41 | 110-0966 | 1 | Fan-Cooling | 45 | 127-2612 | 1 | Guard-Pipe, Tail |
| 42 | 3256-22 | 4 | Washer-Flat | 46 | 32104-32 | 2 | Screw-HWH |
| 43 | 33113-025 | 4 | Screw-HH | 47 | 119-4478 | 1 | Sender-Temperature |



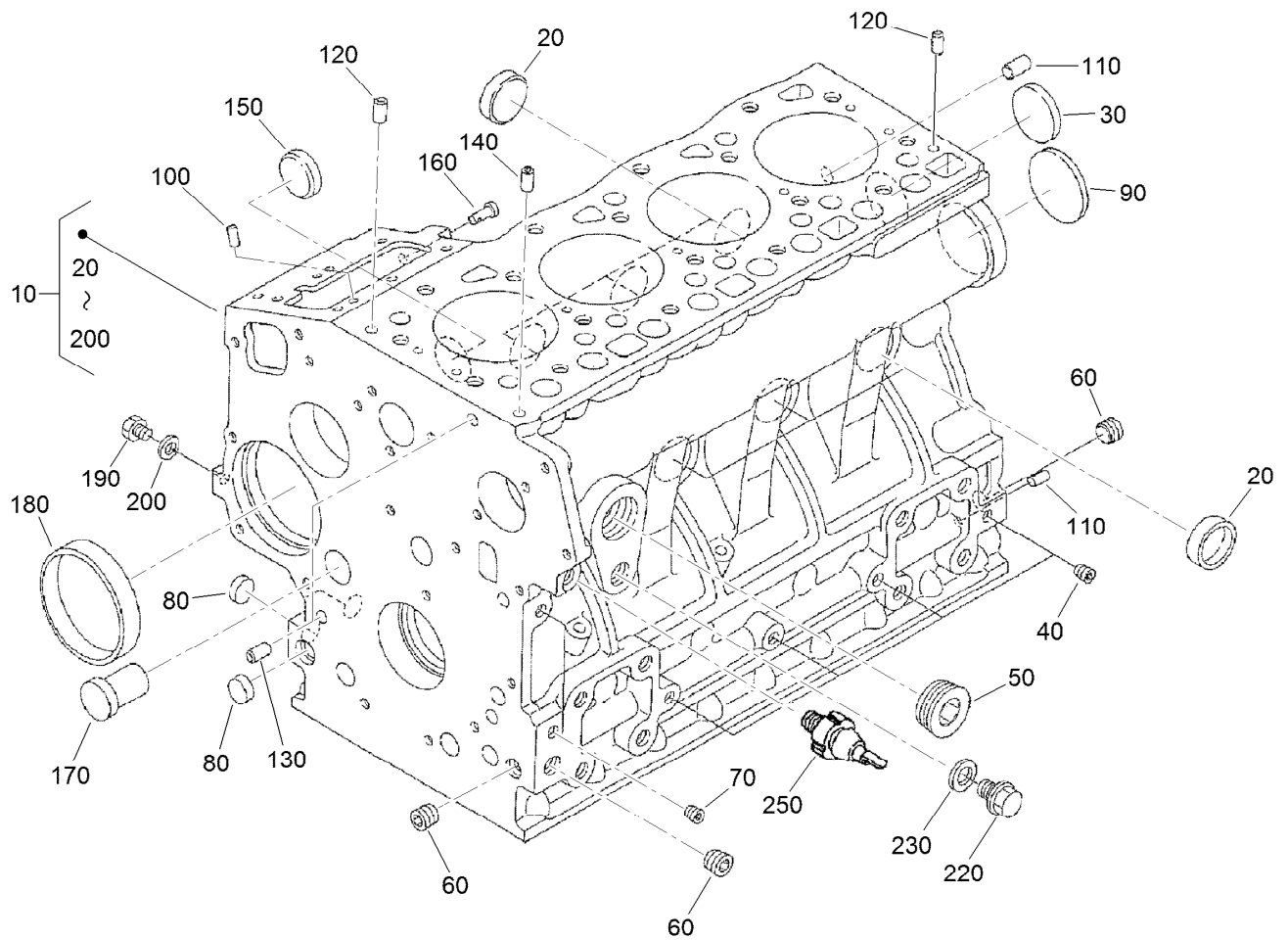
Air Cleaner Assembly No. 106-5277

| <i>Ref.</i> | <i>Part Number</i> | <i>Qty.</i> | <i>Description</i> |
|-------------|--------------------|-------------|--------------------|
| 2 | 108-3810 | 1 | Filter-Air |
| 3 | 98-9771 | 1 | Cover ASM |
| 4 | 87-9400 | 1 | Valve-Vacuator |
| 5 | 285-17 | 1 | Plug-Pipe |



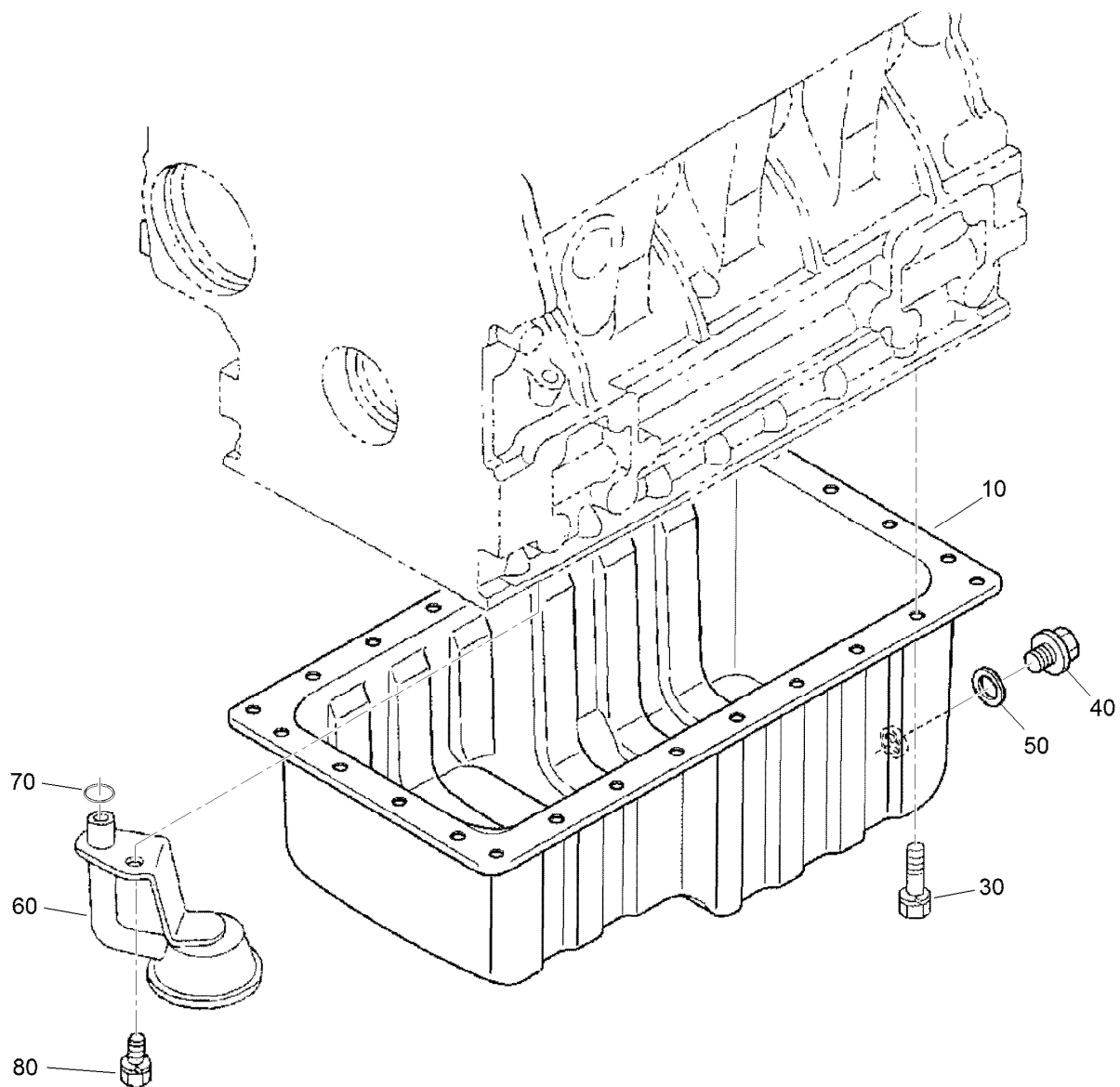
Driveshaft Assembly No. 108-1641

| <i>Ref.</i> | <i>Part Number</i> | <i>Qty.</i> | <i>Description</i> |
|-------------|--------------------|-------------|---------------------|
| 1 | 54-9040 | 1 | Yoke-End |
| 2 | 54-9180 | 2 | U-Joint Kit |
| 2:1 | 62-3820 | 1 | Fitting-Grease |
| 3 | 108-4574 | 1 | Joint And Shaft ASM |
| 4 | 108-4575 | 1 | Joint And Yoke ASM |



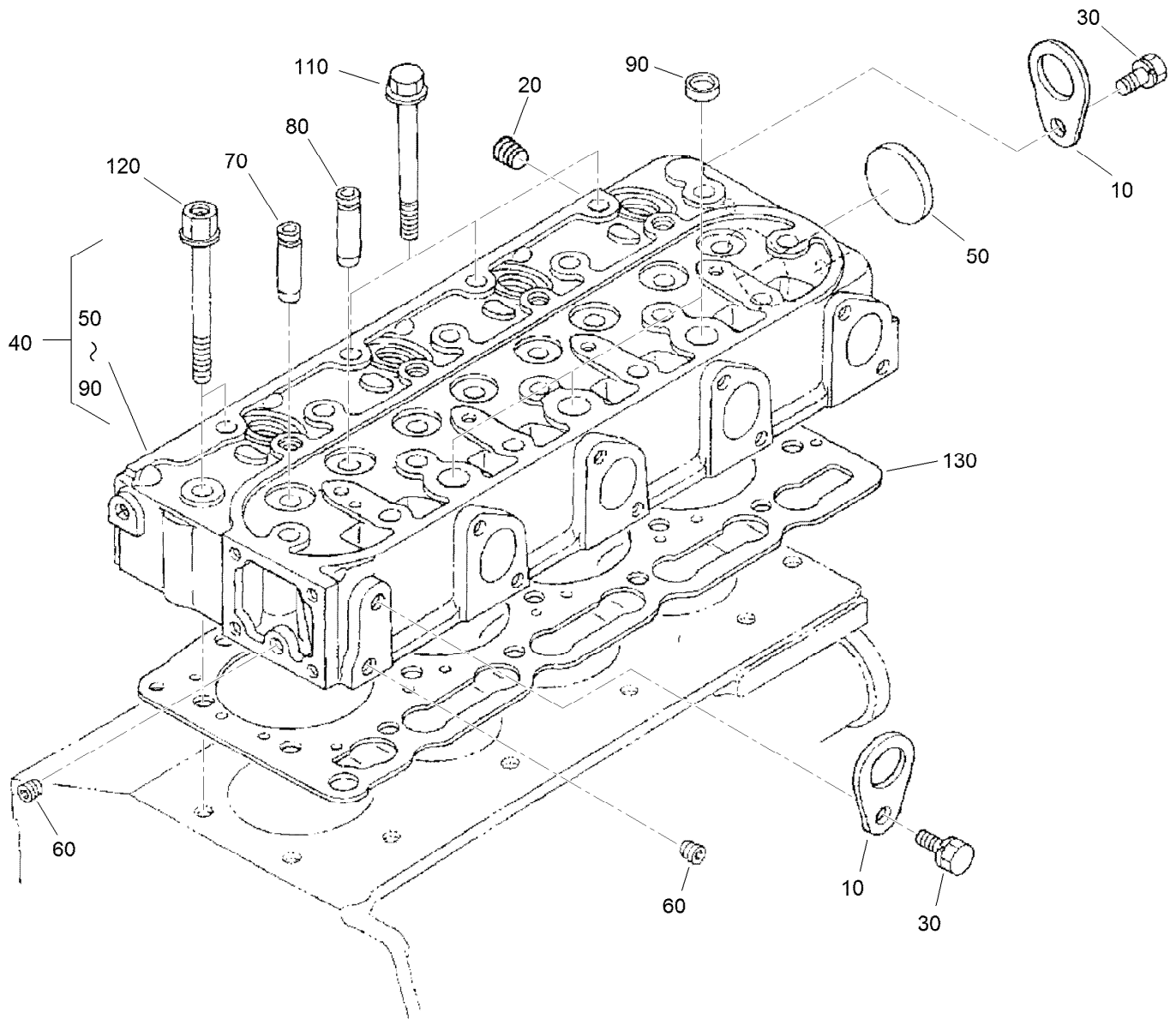
Crankcase Assembly

| <i>Ref.</i> | <i>Part Number</i> | <i>Qty.</i> | <i>Description</i> | <i>Ref.</i> | <i>Part Number</i> | <i>Qty.</i> | <i>Description</i> |
|-------------|--------------------|-------------|---------------------|-------------|--------------------|-------------|------------------------|
| 10 | 115-4109 | 1 | *obs* Crankcase ASM | 130 | 98-9387 | 2 | Pin-Pipe |
| 20 | 98-9398 | 6 | Cap-Sealing | 140 | 98-9539 | 1 | Pin-Pipe |
| 30 | 98-7539 | 1 | Cap-Sealing | 150 | 98-9599 | 1 | Plug |
| 40 | 98-7540 | 4 | Plug | 160 | 105-3796 | 1 | Pin-Spring, Start |
| 50 | 105-3779 | 1 | Plug | 170 | 98-9675 | 1 | Plug |
| 60 | 98-9597 | 3 | Plug | 180 | 98-9656 | 1 | Bushing-Governor, Gear |
| 70 | 98-7487 | 2 | Plug | 190 | 98-7507 | 1 | Plug |
| 80 | 98-9379 | 3 | Plug-Expansion | 200 | 98-7428 | 1 | Gasket |
| 90 | 98-9668 | 1 | Plug-Expansion | 220 | 99-3447 | 1 | Plug |
| 100 | 98-9375 | 2 | Pin-Straight | 230 | 106-7056 | 1 | Gasket |
| 110 | 98-9377 | 2 | Pin-Straight | 250 | 98-9416 | 1 | Switch-Oil |
| 120 | 98-9376 | 2 | Pin-Straight | | | | |



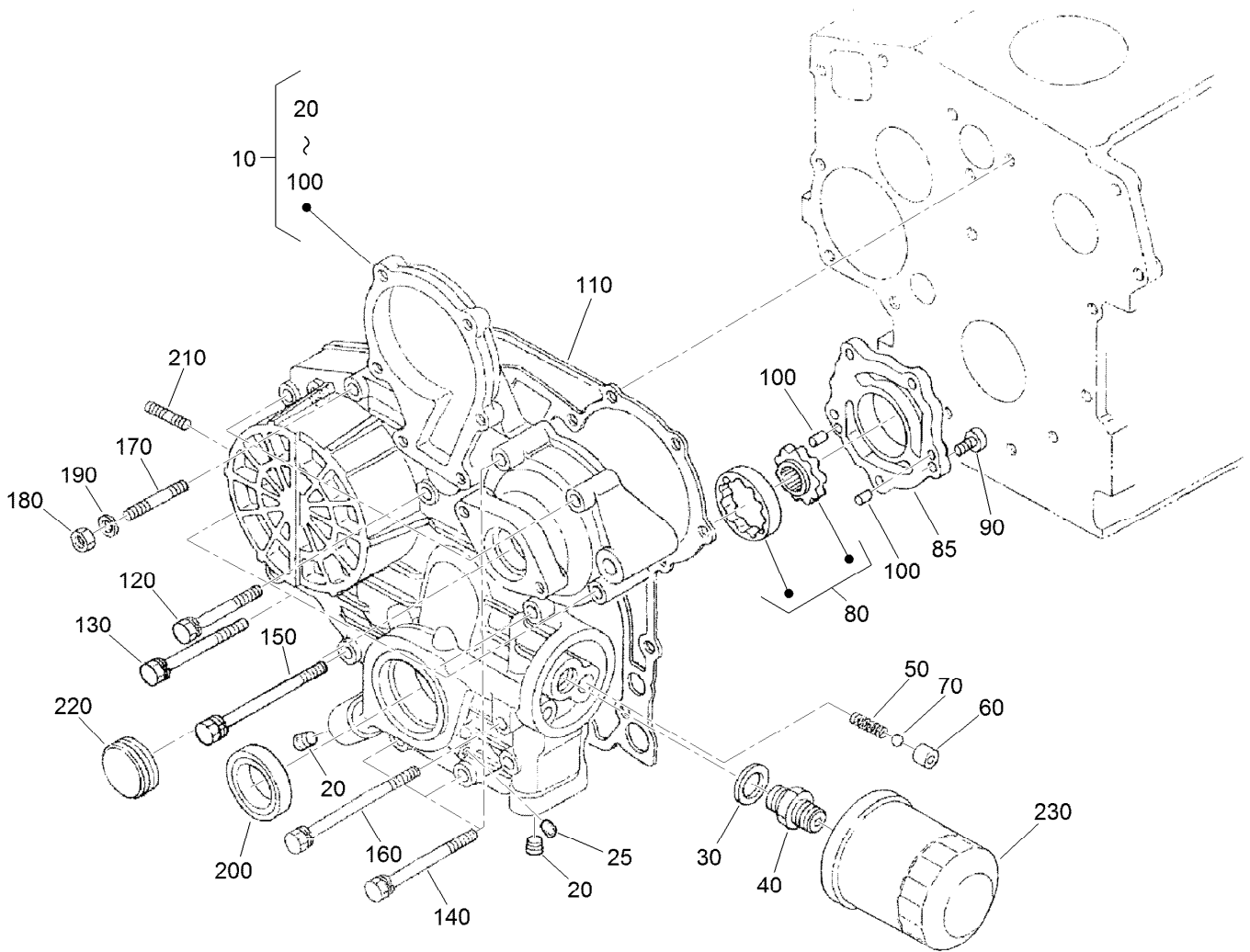
Oil Pan Assembly

| <i>Ref.</i> | <i>Part Number</i> | <i>Qty.</i> | <i>Description</i> |
|-------------|--------------------|-------------|--------------------|
| 10 | 112-0186 | 1 | Oil Pan ASM |
| 30 | 98-9351 | 26 | Bolt |
| 40 | 114-8151 | 1 | Plug-Drain |
| 50 | 98-7524 | 1 | Gasket |
| 60 | 112-7003 | 1 | Head-Filter, Oil |
| 70 | 105-3776 | 1 | O-Ring |
| 80 | 98-7526 | 1 | Bolt |



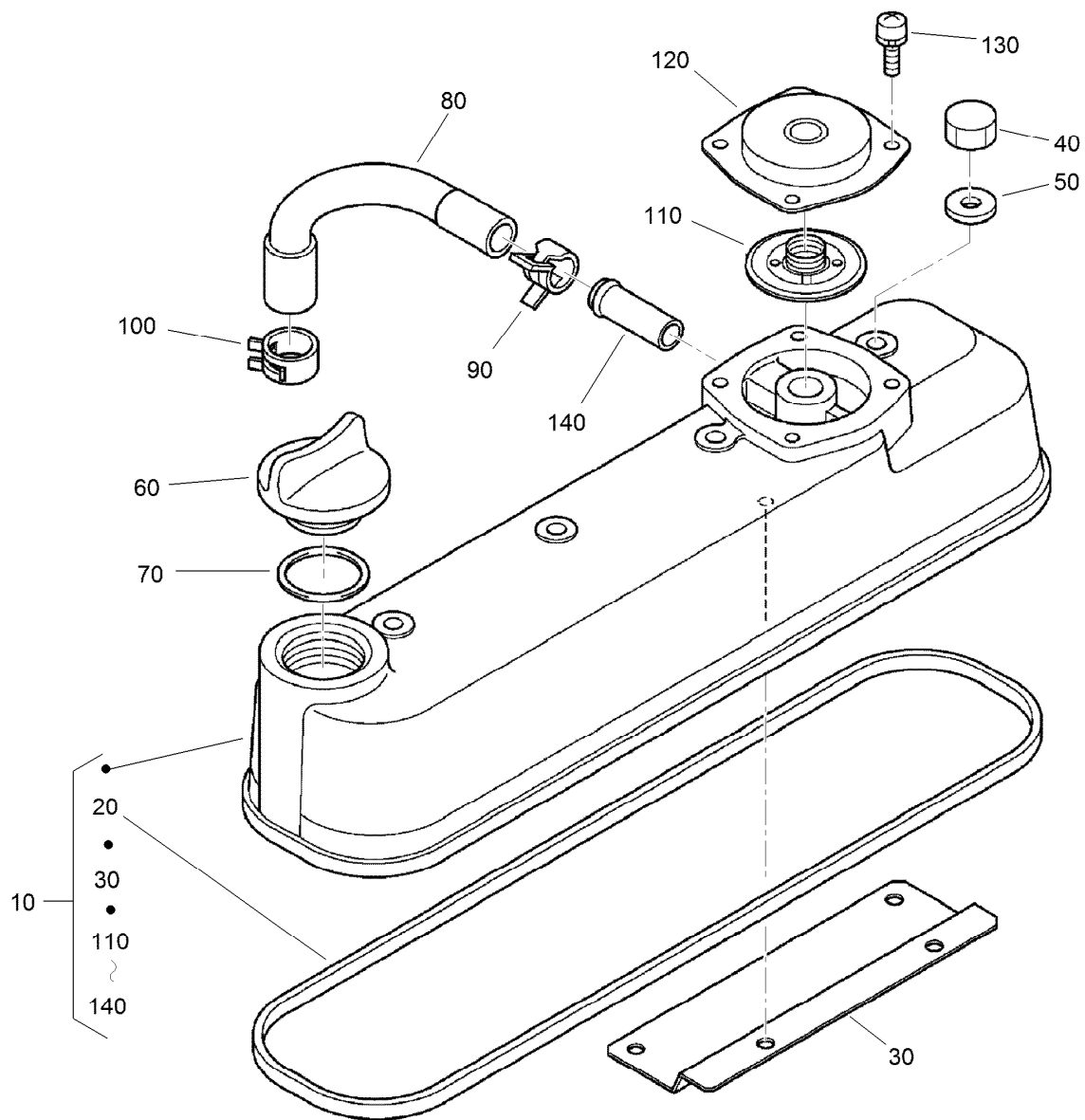
Cylinder Head Assembly

| Ref. | Part Number | Qty. | Description |
|-------------|--------------------|-------------|-----------------------|
| 10 | 98-7531 | 2 | Hook-Engine |
| 20 | 98-9444 | 1 | Plug |
| 30 | 100-9195 | 2 | Bolt |
| 40 | 115-3012 | 1 | Cylinder Head ASM |
| 50 | 105-3705 | 1 | Cap-Sealing |
| 60 | 98-7540 | 2 | Plug |
| 70 | 107-9066 | 4 | Guide-Valve, Inlet |
| 80 | 107-9067 | 4 | Guide-Valve, Exhaust |
| 90 | 98-9389 | 3 | Cap-Sealing |
| 110 | 98-9479 | 16 | Bolt-Head, Cylinder |
| 120 | 98-9647 | 2 | Bolt-Head, Cylinder |
| 130 | 108-2855 | 1 | Gasket-Head, Cylinder |



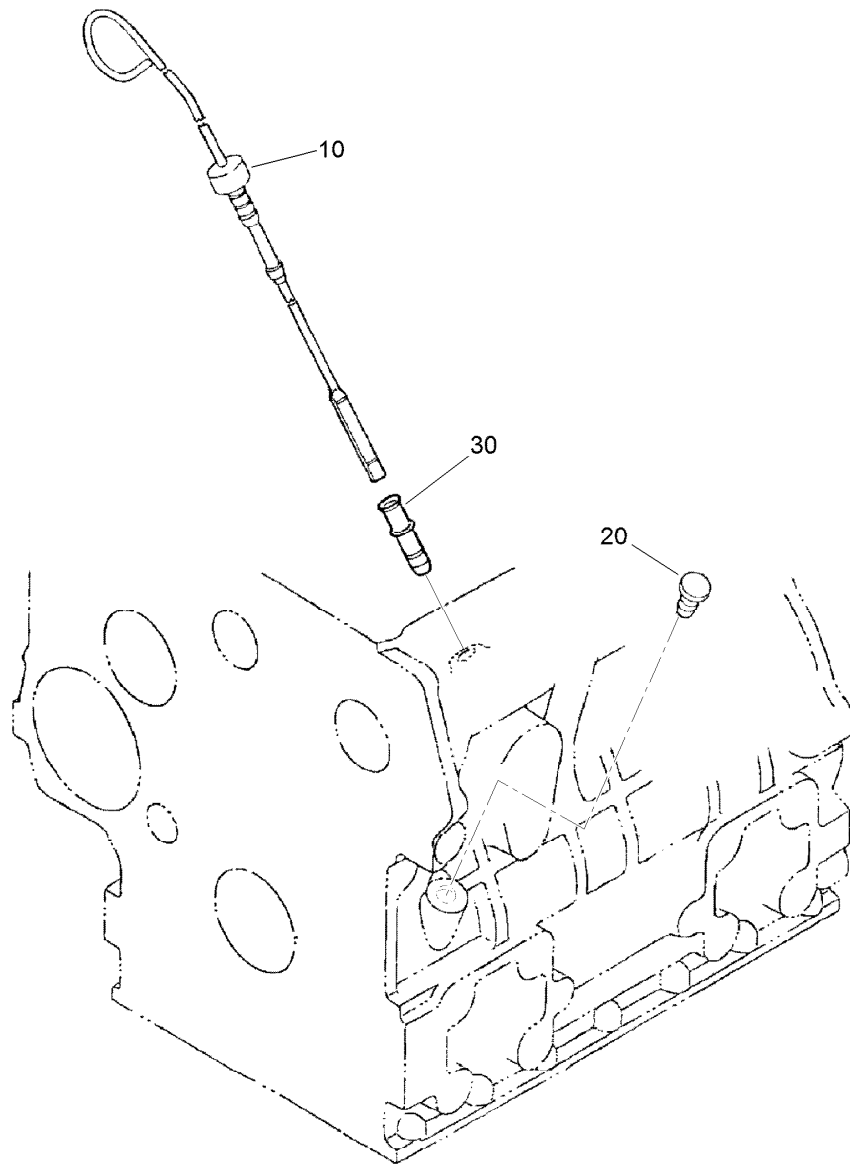
Gear Case Assembly

| <i>Ref.</i> | <i>Part Number</i> | <i>Qty.</i> | <i>Description</i> | <i>Ref.</i> | <i>Part Number</i> | <i>Qty.</i> | <i>Description</i> |
|-------------|--------------------|-------------|--------------------|-------------|--------------------|-------------|--------------------|
| 10 | 115-4115 | 1 | Crankcase ASM | 120 | 107-9073 | 3 | Bolt |
| 20 | 98-9598 | 2 | Plug | 130 | 105-3797 | 4 | Bolt |
| 25 | 98-7487 | 1 | Plug | 140 | 98-9356 | 4 | Bolt |
| 30 | 98-7562 | 1 | Washer-Plain | 150 | 107-9074 | 1 | Bolt |
| 40 | 98-9388 | 1 | Joint-Pipe | 160 | 98-9586 | 1 | Bolt |
| 50 | 98-9544 | 1 | Spring | 170 | 105-3709 | 1 | Stud |
| 60 | 98-9543 | 1 | Seat-Valve | 180 | 98-7572 | 1 | Nut |
| 70 | 98-9380 | 1 | Ball | 190 | 98-7699 | 1 | Washer-Spring |
| 80 | 98-9540 | 1 | Oil Pump Rotor ASM | 200 | 98-9482 | 1 | Seal-Oil |
| 85 | 107-9069 | 1 | Cover-Pump, Oil | 210 | 105-3710 | 2 | Stud |
| 90 | 107-9071 | 5 | Screw | 220 | 98-9641 | 1 | Cover-Case, Gear |
| 100 | 107-9072 | 2 | Pin-Straight | 230 | 108-3841 | 1 | Filter-Oil |
| 110 | 98-9633 | 1 | Gasket-Case, Gear | | | | |



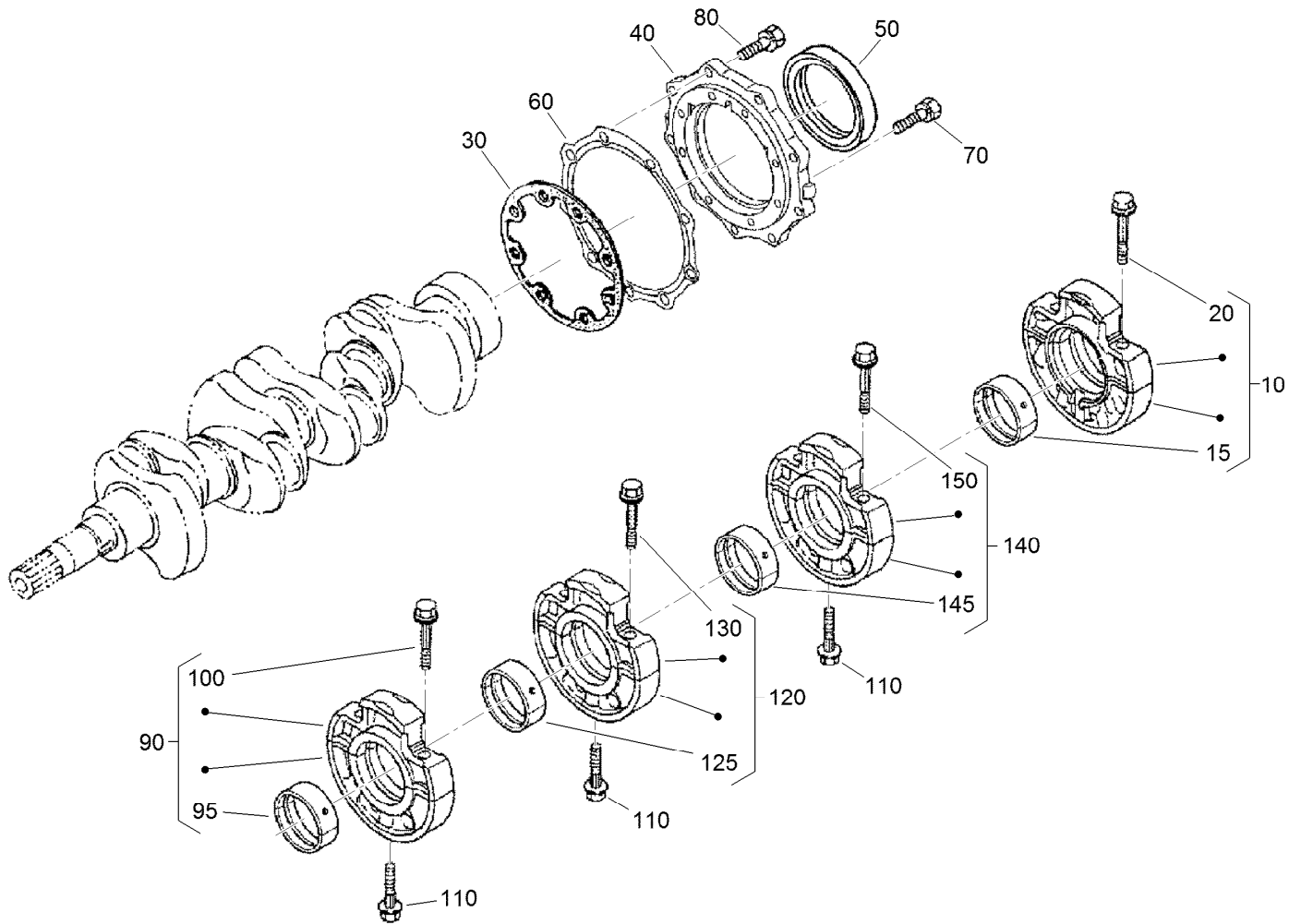
Cylinder Head Cover Assembly

| Ref. | Part Number | Qty. | Description |
|------|-------------|------|-------------------------|
| 10 | 115-4130 | 1 | Cylinder Head Cover ASM |
| 20 | 105-3712 | 1 | Gasket-Cover, Head |
| 30 | 108-2857 | 1 | Shield-Breather |
| 40 | 98-9455 | 4 | Nut-Cap |
| 50 | 98-9454 | 4 | Gasket |
| 60 | 107-9075 | 1 | Plug-Filler, Oil |
| 70 | 99-3446 | 1 | O-Ring |
| 80 | 108-2858 | 1 | Tube-Breather |
| 90 | 108-2859 | 1 | Clamp-Hose |
| 100 | 108-2860 | 1 | Clamp-Hose |
| 110 | 110-3715 | 1 | Valve-Breather |
| 120 | 110-3714 | 1 | Cover-Breather |
| 130 | 98-9364 | 4 | Screw (With Washer) |
| 140 | 98-7766 | 1 | Pipe-Return, Water |



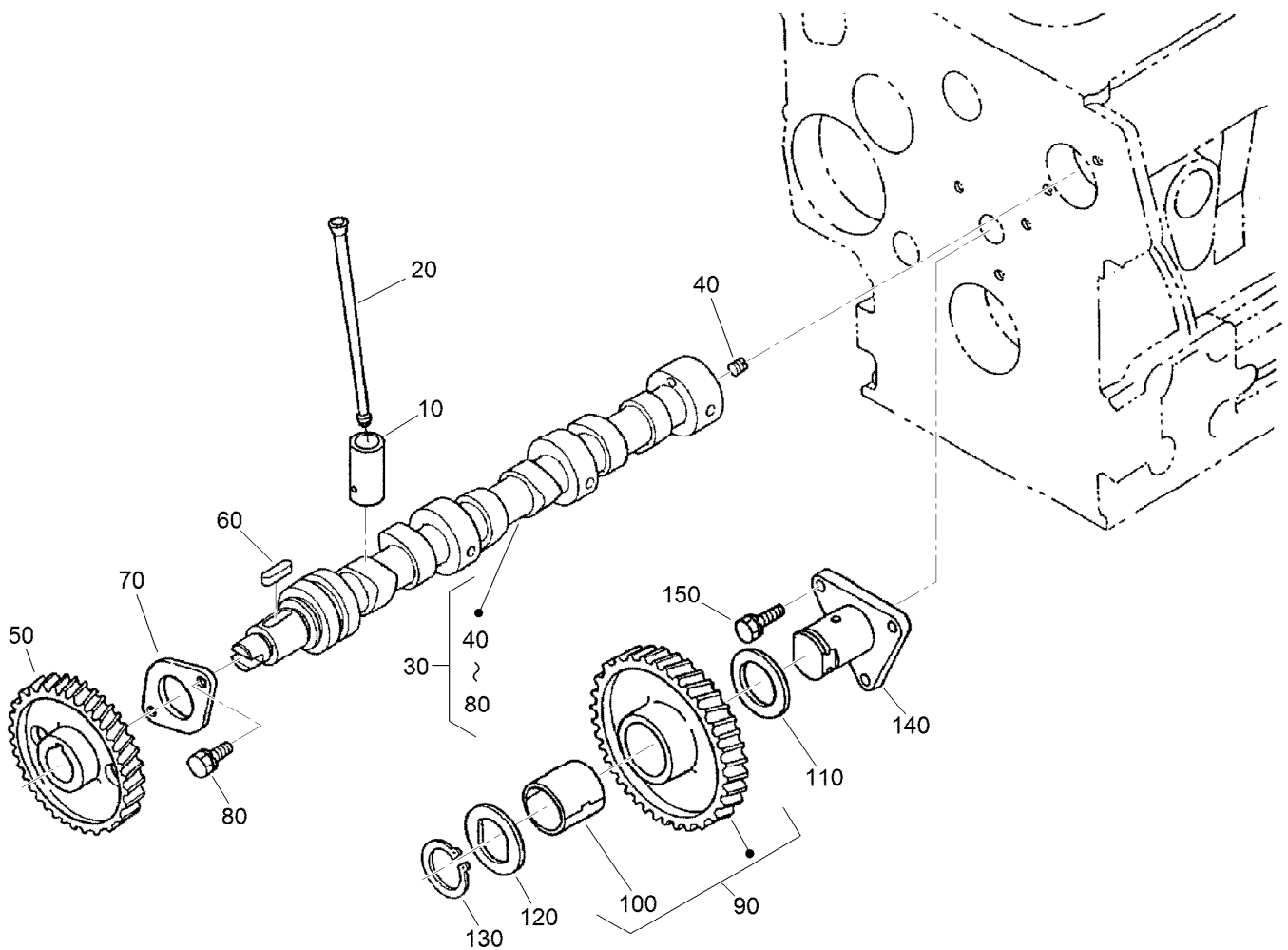
Dipstick and Guide Assembly

| <i>Ref.</i> | <i>Part Number</i> | <i>Qty.</i> | <i>Description</i> |
|-------------|--------------------|-------------|--------------------|
| 10 | 105-3714 | 1 | Gauge-Oil |
| 20 | 105-4580 | 1 | Guide-Gauge, Oil |
| 30 | 110-3720 | 1 | Plug-Gauge, Oil |



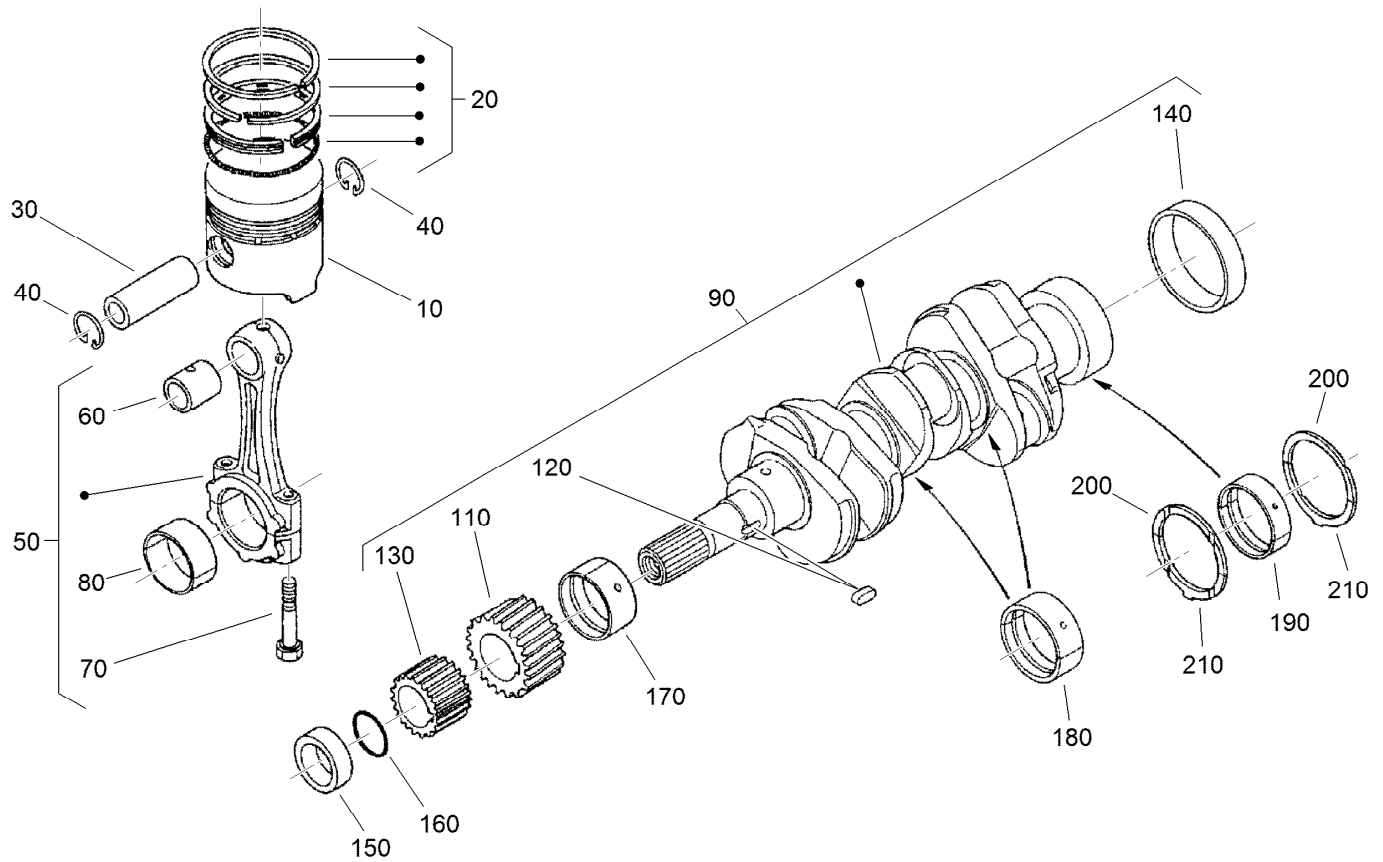
Main Bearing Case Assembly

| <i>Ref.</i> | <i>Part Number</i> | <i>Qty.</i> | <i>Description</i> | <i>Ref.</i> | <i>Part Number</i> | <i>Qty.</i> | <i>Description</i> |
|-------------|--------------------|-------------|------------------------|-------------|--------------------|-------------|----------------------------|
| 10 | 112-7026 | 1 | Wheel Bearing Case ASM | 95 | 98-9524 | 1 | Metal-Crankshaft (STD Set) |
| 15 | 112-7045 | 1 | Metal-Crankshaft | 100 | 98-9484 | 2 | Bolt-Case, Bearing |
| 20 | 98-9484 | 2 | Bolt-Case, Bearing | 110 | 98-9485 | 3 | Bolt-Case, Bearing |
| 30 | 98-9634 | 1 | Gasket-Case, Bearing | 120 | 115-4107 | 1 | Main Bearing Case ASM |
| 40 | 112-7046 | 1 | Cover-Case, Bearing | 125 | 115-4106 | 1 | Main Bearing Case ASM |
| 50 | 112-0180 | 1 | Seal-Oil | 130 | 98-9484 | 2 | Bolt-Case, Bearing |
| 60 | 112-7037 | 1 | Gasket-Cover, Case | 140 | 115-4108 | 1 | Main Bearing Case ASM |
| 70 | 98-9352 | 8 | Bolt | 145 | 115-4106 | 1 | Main Bearing Case ASM |
| 80 | 98-7568 | 9 | Bolt | 150 | 98-9484 | 2 | Bolt-Case, Bearing |
| 90 | 115-4106 | 1 | Main Bearing Case ASM | | | | |



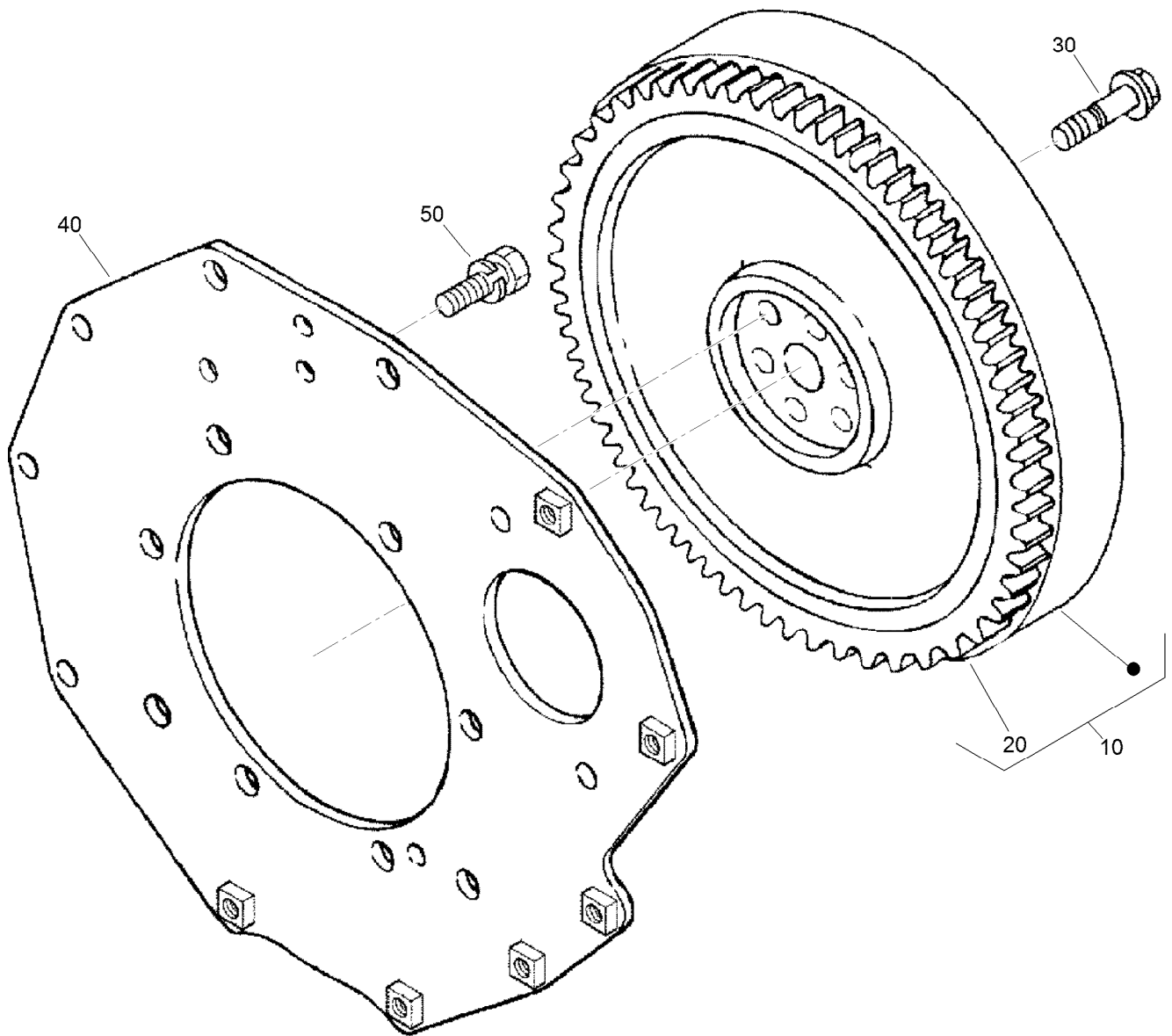
Cam Shaft and Idle Gear Assembly

| Ref. | Part Number | Qty. | Description |
|------|-------------|------|--------------------|
| 10 | 112-0185 | 8 | Tappet |
| 20 | 98-9509 | 8 | Rod-Push |
| 30 | 115-4128 | 1 | Camshaft ASM |
| 40 | 98-7449 | 1 | Screw-Set |
| 50 | 98-9512 | 1 | Gear-Cam |
| 60 | 98-9378 | 1 | Key-Feather |
| 70 | 98-9510 | 1 | Stopper-Camshaft |
| 80 | 98-7692 | 2 | Bolt |
| 90 | 98-9649 | 1 | Idle Gear ASM |
| 100 | 98-9650 | 1 | Bushing-Gear, Idle |
| 110 | 98-9535 | 1 | Collar-Gear, Idle |
| 120 | 98-9536 | 1 | Collar-Gear, Idle |
| 130 | 98-9534 | 1 | Circlip-Gear, Idle |
| 140 | 98-9533 | 1 | Shaft-Gear, Idle |
| 150 | 98-7692 | 3 | Bolt |



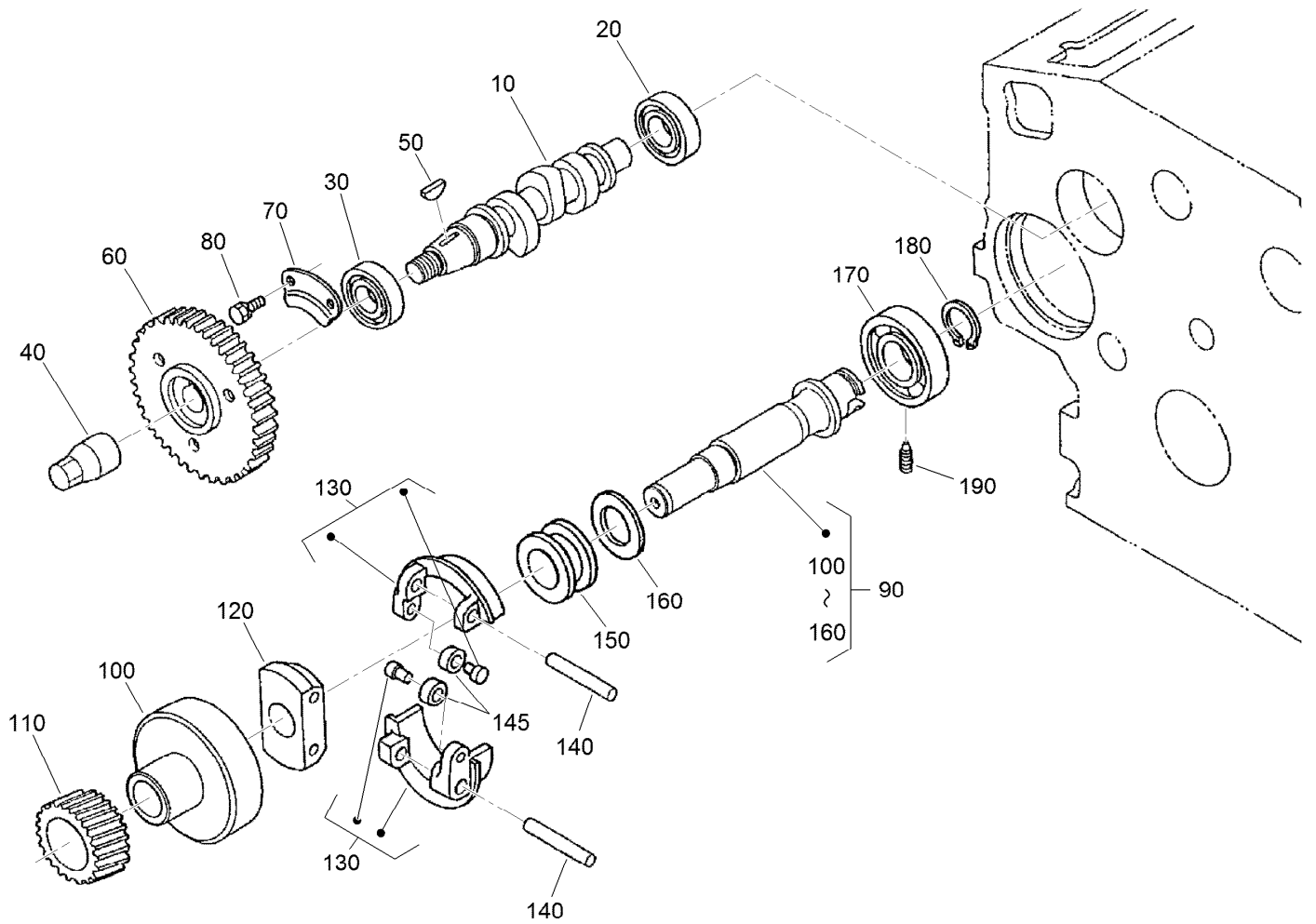
Piston and Crankshaft Assembly

| <i>Ref.</i> | <i>Part Number</i> | <i>Qty.</i> | <i>Description</i> | <i>Ref.</i> | <i>Part Number</i> | <i>Qty.</i> | <i>Description</i> |
|-------------|--------------------|-------------|--------------------------|-------------|--------------------|-------------|----------------------------|
| 10 | 112-8404 | 4 | Piston (STD) | 150 | 98-9521 | 1 | Collar-Crankshaft |
| 10 | 112-8414 | 4 | Piston (+0.5Mm) | 160 | 105-3783 | 1 | O-Ring |
| 20 | 98-9551 | 4 | Piston Ring ASM (STD) | 170 | 98-9523 | 1 | Metal Crankshaft (STD) |
| 20 | 108-1404 | 4 | Piston Ring ASM (+0.5MM) | 170 | 98-9528 | 1 | Bearing-Main (-0.2MM) |
| 30 | 98-9513 | 4 | Pin-Piston | 170 | 98-9529 | 1 | Bearing-Main (0.4MM) |
| 40 | 98-9514 | 8 | Circlip-Pin, Piston | 180 | 98-9524 | 3 | Metal-Crankshaft (STD Set) |
| 50 | 117-7586 | 4 | Connecting Rod ASM | 180 | 98-9530 | 3 | Bearing-Main (0.2MM) |
| 60 | 115-3014 | 4 | Bushing-Pin, Piston | 180 | 98-9531 | 3 | Bearing-Main (0.4MM) |
| 70 | 98-9517 | 8 | Bolt-Rod, Connecting | 190 | 112-7006 | 1 | Bearing-Main (STD) |
| 80 | 98-9520 | 4 | Bearing-Rod (0.4MM) | 190 | 112-7007 | 1 | Metal-Crankshaft (.2MM) |
| 80 | 98-9519 | 4 | Bearing-Rod (-0.2MM) | 190 | 112-7008 | 1 | Metal-Crankshaft (.4MM) |
| 80 | 98-9518 | 4 | Metal-Crankpin (STD) | 200 | 112-7045 | 2 | Metal-Crankshaft |
| 90 | 105-3718 | 1 | Crankshaft ASM | 200 | 112-7039 | 2 | Metal-Crankshaft (0.2Mm) |
| 110 | 98-9532 | 1 | Gear-Crankshaft | 200 | 112-7040 | 2 | Metal-Crankshaft (-0.4Mm) |
| 120 | 98-9666 | 1 | Key | 210 | 98-9688 | 2 | Bearing-Thrust (STD) |
| 130 | 98-9542 | 1 | Gear-Drive, Oil Pump | 210 | 98-9689 | 2 | Bearing-Thrust (0.2MM) |
| 140 | 98-9522 | 1 | Sleeve-Crankshaft | 210 | 98-9690 | 2 | Bearing-Thrust (0.4MM) |



Flywheel Assembly

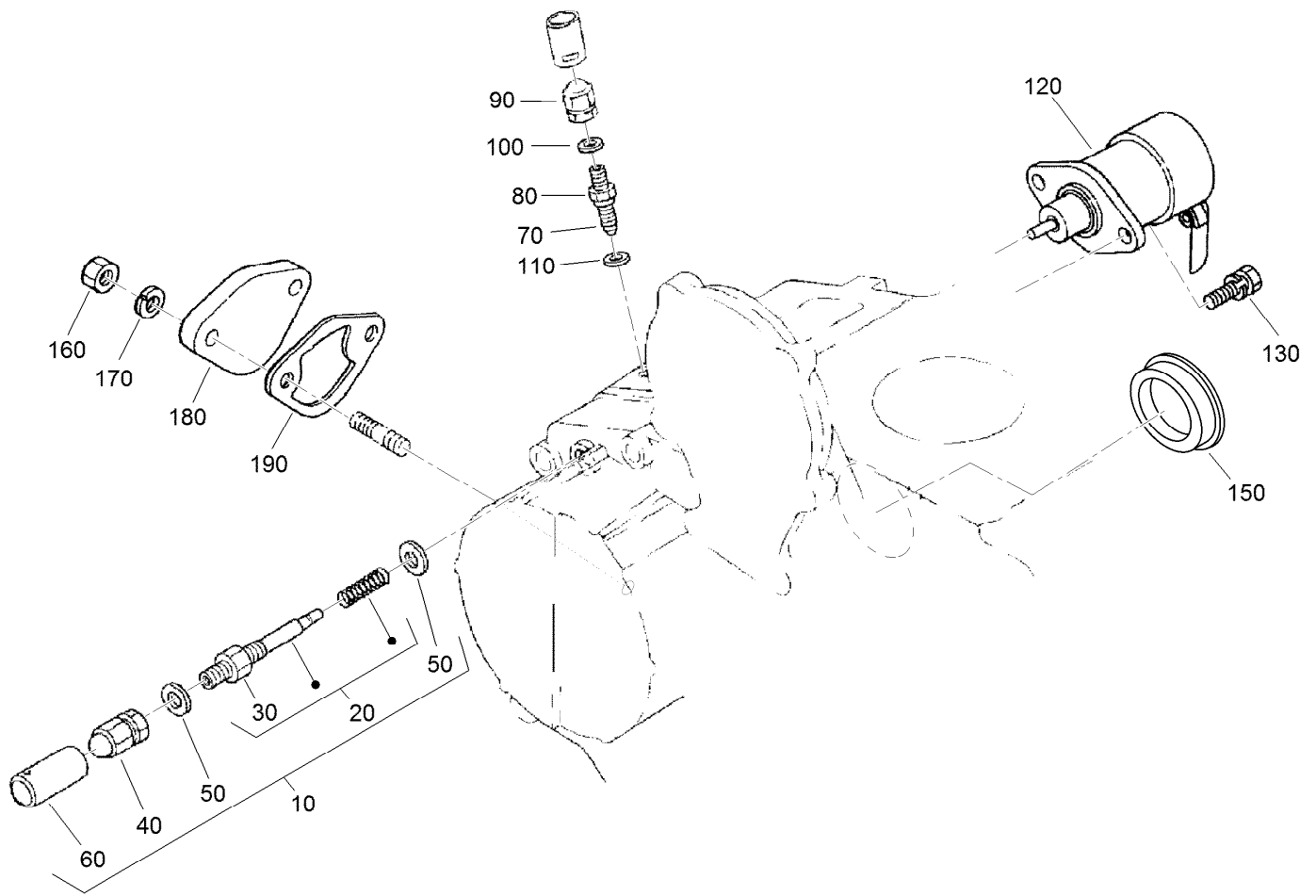
| <i>Ref.</i> | <i>Part Number</i> | <i>Qty.</i> | <i>Description</i> |
|-------------|--------------------|-------------|--------------------|
| 10 | 105-3721 | 1 | Flywheel ASM |
| 20 | 115-3015 | 1 | Gear-Ring |
| 30 | 98-9537 | 6 | Bolt-Flywheel |
| 40 | 98-9486 | 1 | Plate-End, Rear |
| 50 | 98-9392 | 8 | Bolt |



Fuel Camshaft and Governor Shaft Assembly

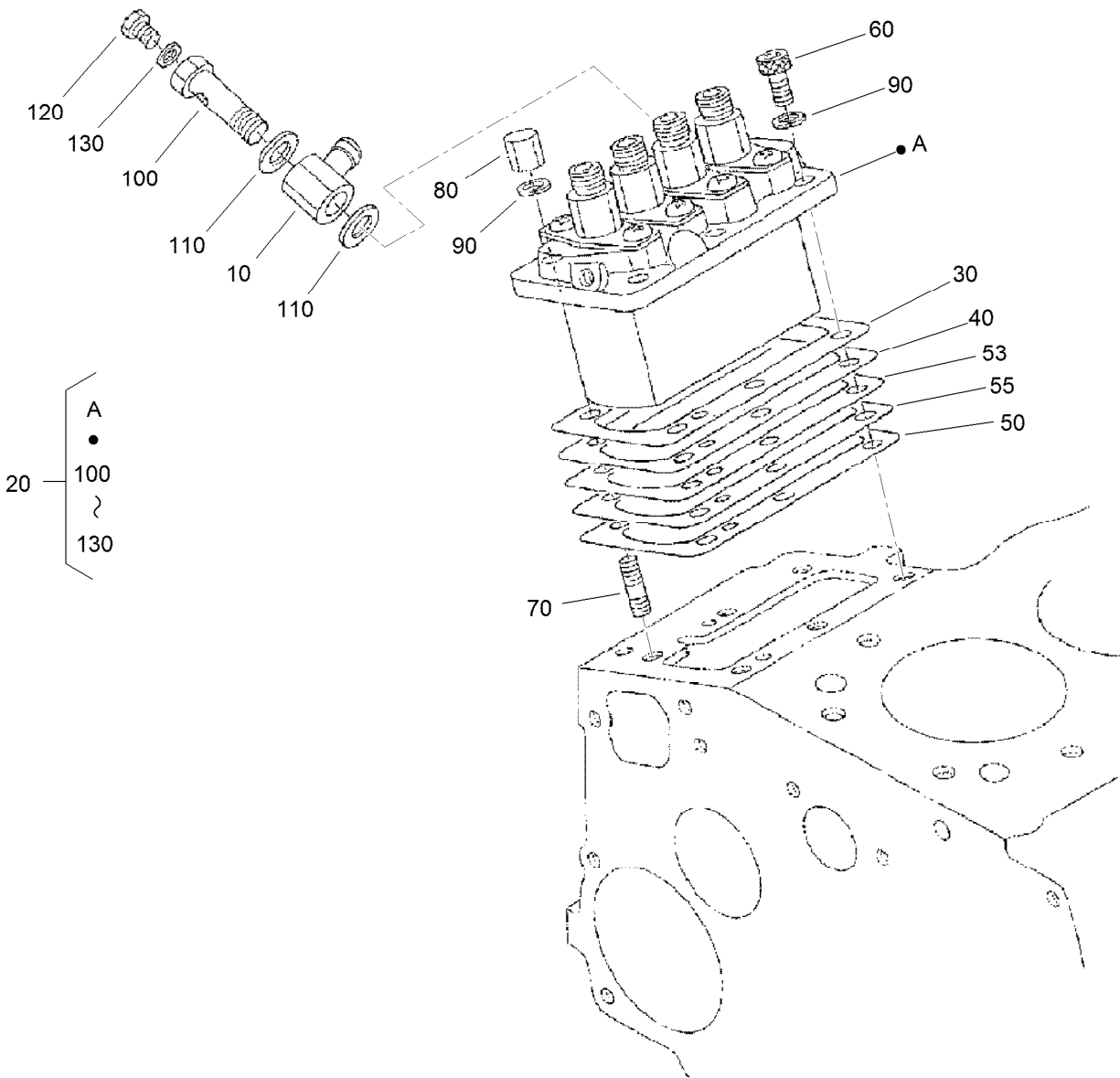
| Ref. | Part Number | Qty. | Description |
|------|-------------|------|------------------------|
| 10 | 105-3723 | 1 | Camshaft-Fuel |
| 20 | 107-9077 | 1 | Bearing-Ball |
| 30 | 107-9078 | 1 | Bearing-Ball |
| 40 | 98-9590 | 1 | Nut-Cap |
| 50 | 98-9595 | 1 | Key-Woodruff |
| 60 | 98-9669 | 1 | Gear-Pump, Injection |
| 70 | 98-9511 | 1 | Stopper-Fuel, Camshaft |
| 80 | 98-7692 | 2 | Bolt |
| 90 | 105-3724 | 1 | Governor Shaft ASM |
| 100 | 98-9562 | 1 | Holder-Gear, Governor |

| Ref. | Part Number | Qty. | Description |
|------|-------------|------|-------------------------|
| 110 | 98-9673 | 1 | Gear-Governor |
| 120 | 98-9561 | 1 | Holder-Weight, Governor |
| 130 | 98-9559 | 2 | Governor Weight ASM |
| 140 | 98-9560 | 2 | Shaft-Weight, Governor |
| 145 | 98-9692 | 2 | Roller |
| 150 | 98-9563 | 1 | Sleeve-Governor |
| 160 | 98-9564 | 1 | Washer-Thrust |
| 170 | 107-9079 | 1 | Bearing-Ball |
| 180 | 98-9657 | 1 | Circlip-Shaft, Governor |
| 190 | 98-9565 | 1 | Screw-Set |



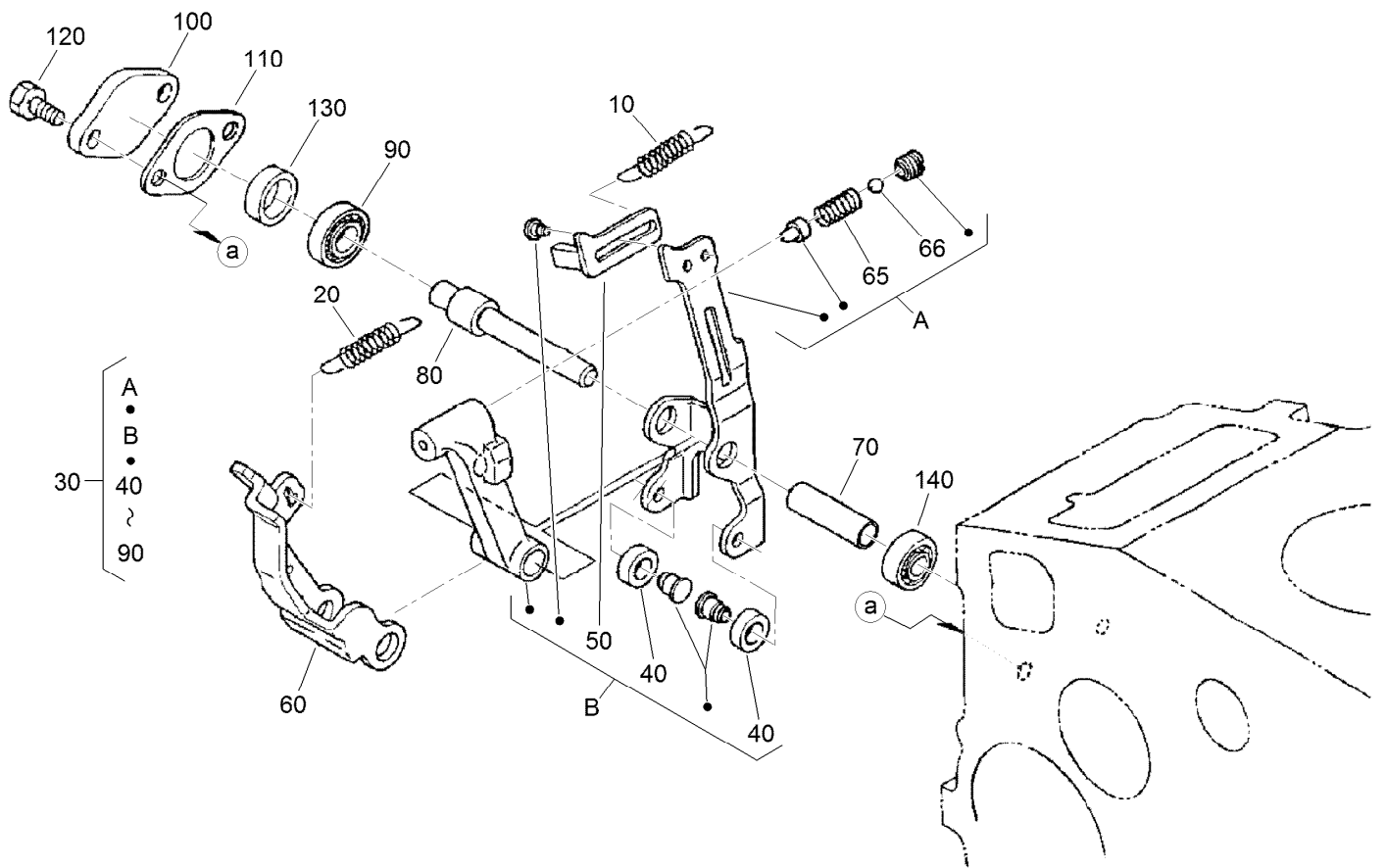
Idle Apparatus Assembly

| <i>Ref.</i> | <i>Part Number</i> | <i>Qty.</i> | <i>Description</i> |
|-------------|--------------------|-------------|--------------------|
| 10 | 98-9678 | 1 | Idle Apparatus ASM |
| 20 | 112-7014 | 1 | Adjusting Bolt ASM |
| 30 | 98-9439 | 1 | Nut |
| 40 | 112-0181 | 1 | Nut |
| 50 | 98-7654 | 2 | Gasket |
| 60 | 98-7656 | 1 | Cap |
| 70 | 112-7015 | 1 | Bolt-Adjusting |
| 80 | 100-2175 | 1 | Nut-Lock |
| 90 | 112-0181 | 1 | Nut |
| 100 | 98-7654 | 1 | Gasket |
| 110 | 107-9081 | 1 | Gasket |
| 120 | 104-5155 | 1 | Solenoid-Stop |
| 130 | 115-3039 | 2 | Bolt-HSH |
| 150 | 112-7016 | 1 | Cover-Pump |
| 160 | 98-7572 | 2 | Nut |
| 170 | 98-7699 | 2 | Washer-Spring |
| 180 | 99-3514 | 1 | Cover |
| 190 | 98-9636 | 1 | Gasket-Pump, Fuel |



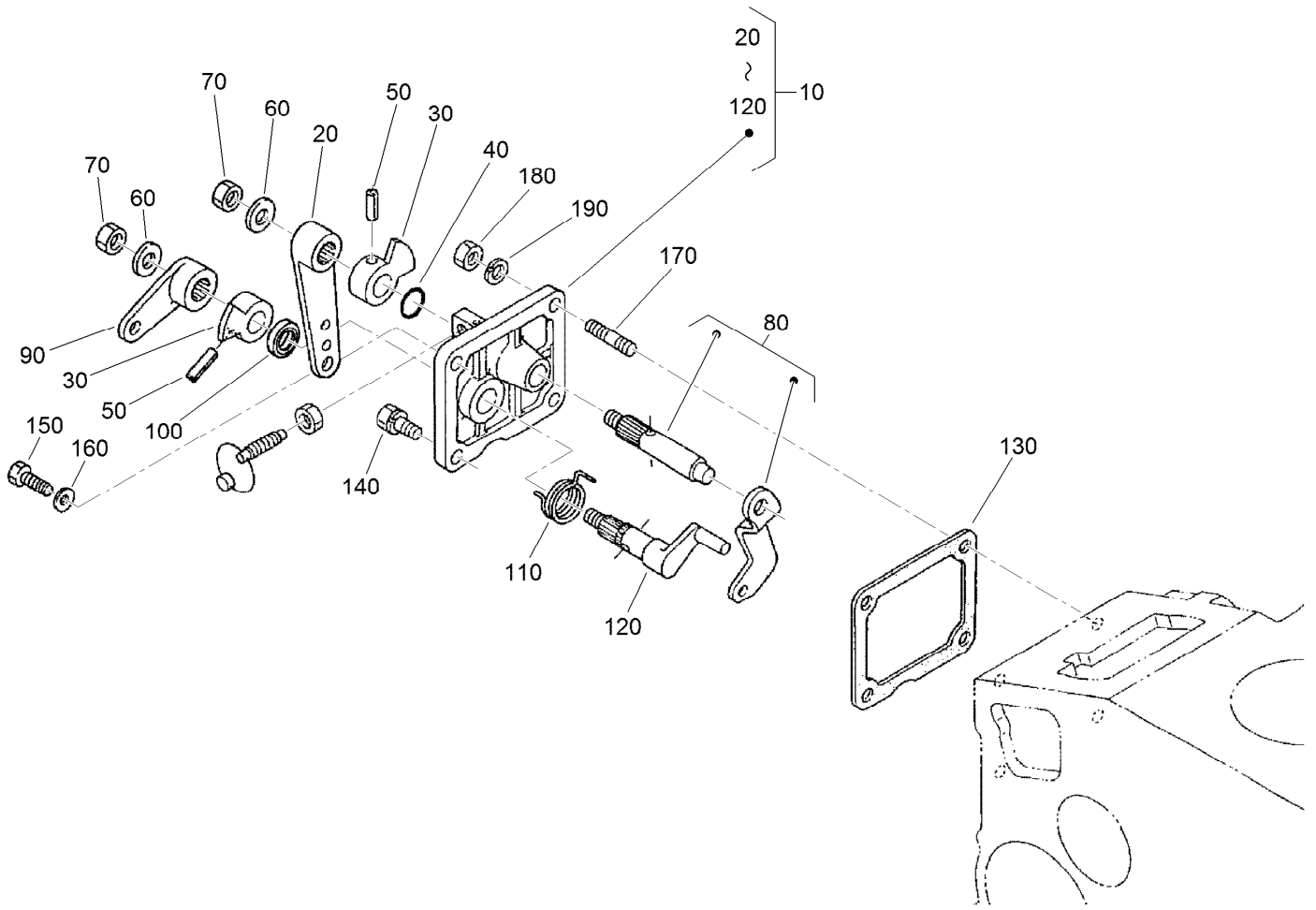
Injection Pump Assembly

| <i>Ref.</i> | <i>Part Number</i> | <i>Qty.</i> | <i>Description</i> |
|-------------|--------------------|-------------|-------------------------------|
| 10 | 98-9596 | 1 | Joint-Eye |
| 20 | 105-3727 | 1 | Injection Pump ASM |
| 30 | 105-3728 | 1 | Shim-Pump, Injection (.20MM) |
| 40 | 105-3729 | 1 | Shim-Pump, Injection (.25MM) |
| 50 | 105-3730 | 1 | Shim-Pump, Injection (.30MM) |
| 53 | 115-3016 | 1 | Shim-Pump, Injection (.350MM) |
| 55 | 115-3017 | 1 | Shim-Pump, Injection (.175MM) |
| 60 | 98-9361 | 3 | Bolt-HSH |
| 70 | 98-9438 | 3 | Stud |
| 80 | 98-9440 | 3 | Nut-Cap |
| 90 | 98-7699 | 6 | Washer-Spring |
| 100 | 98-9464 | 1 | Bolt-Joint |
| 110 | 98-9445 | 2 | Gasket |
| 120 | 98-9430 | 1 | Screw |
| 130 | 98-9446 | 1 | Gasket |



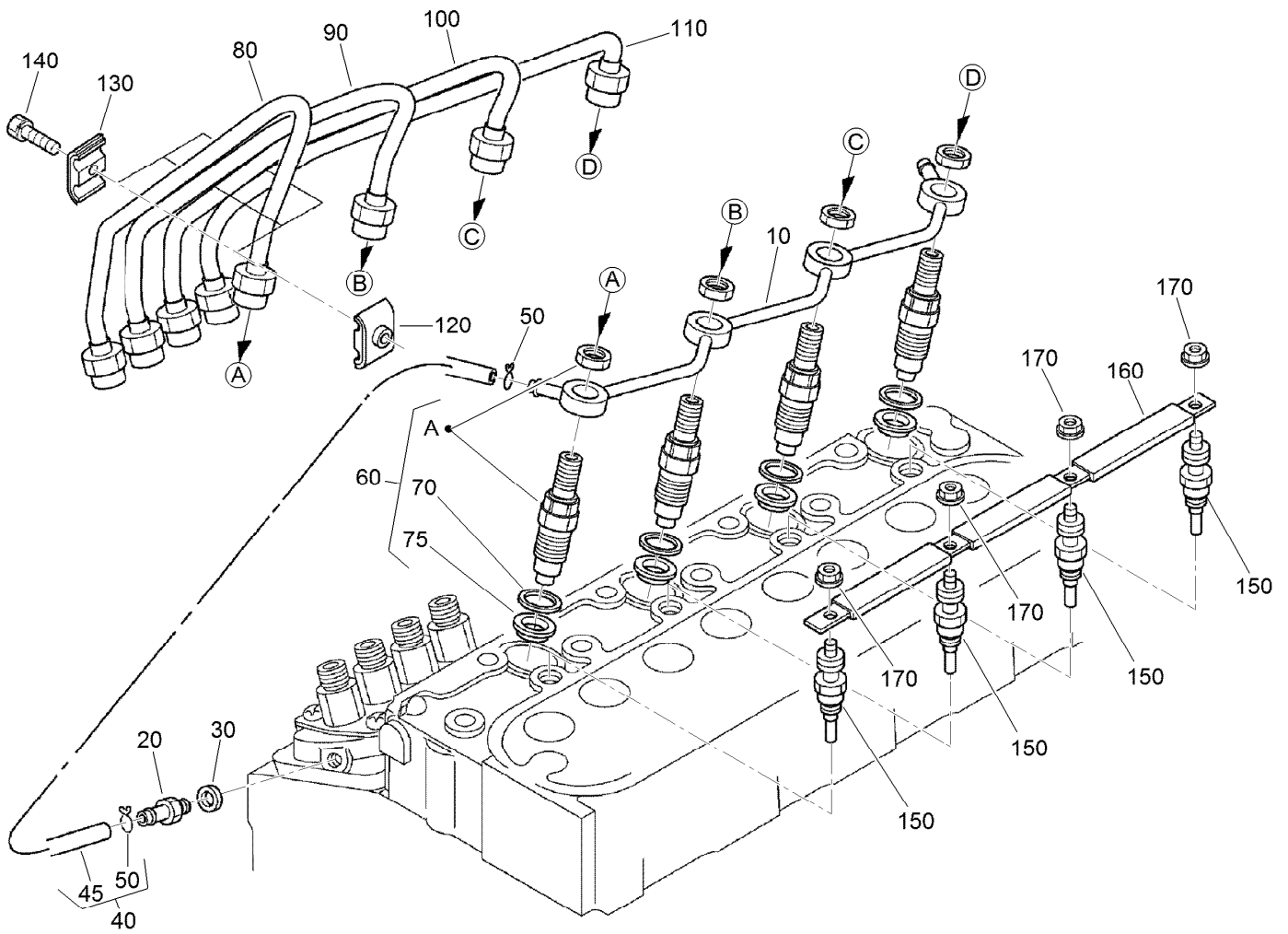
Governor Assembly

| <i>Ref.</i> | <i>Part Number</i> | <i>Qty.</i> | <i>Description</i> | <i>Ref.</i> | <i>Part Number</i> | <i>Qty.</i> | <i>Description</i> |
|-------------|--------------------|-------------|--------------------|-------------|--------------------|-------------|-------------------------|
| 10 | 105-3741 | 1 | Spring-Start | 70 | 107-9085 | 1 | Shaft-Lever, Fork |
| 20 | 98-9681 | 1 | Spring-Governor | 80 | 107-9086 | 1 | Shaft-Lever, Fork |
| 30 | 115-4502 | 1 | Fork Lever ASM | 90 | 98-9570 | 1 | Bearing-Miniaturize |
| 40 | 98-9692 | 2 | Roller | 100 | 115-4122 | 1 | Cover-Shaft, Fork Lever |
| 50 | 107-9083 | 1 | Lever-Thrust | 110 | 98-9682 | 1 | Gasket |
| 60 | 107-9084 | 1 | Lever-Fork | 120 | 98-9350 | 2 | Bolt |
| 65 | 108-2867 | 1 | Spring | 130 | 98-9567 | 1 | Collar |
| 66 | 98-7580 | 2 | Ball | 140 | 98-9571 | 1 | Bearing-Miniaturize |



Speed Control Plate Assembly

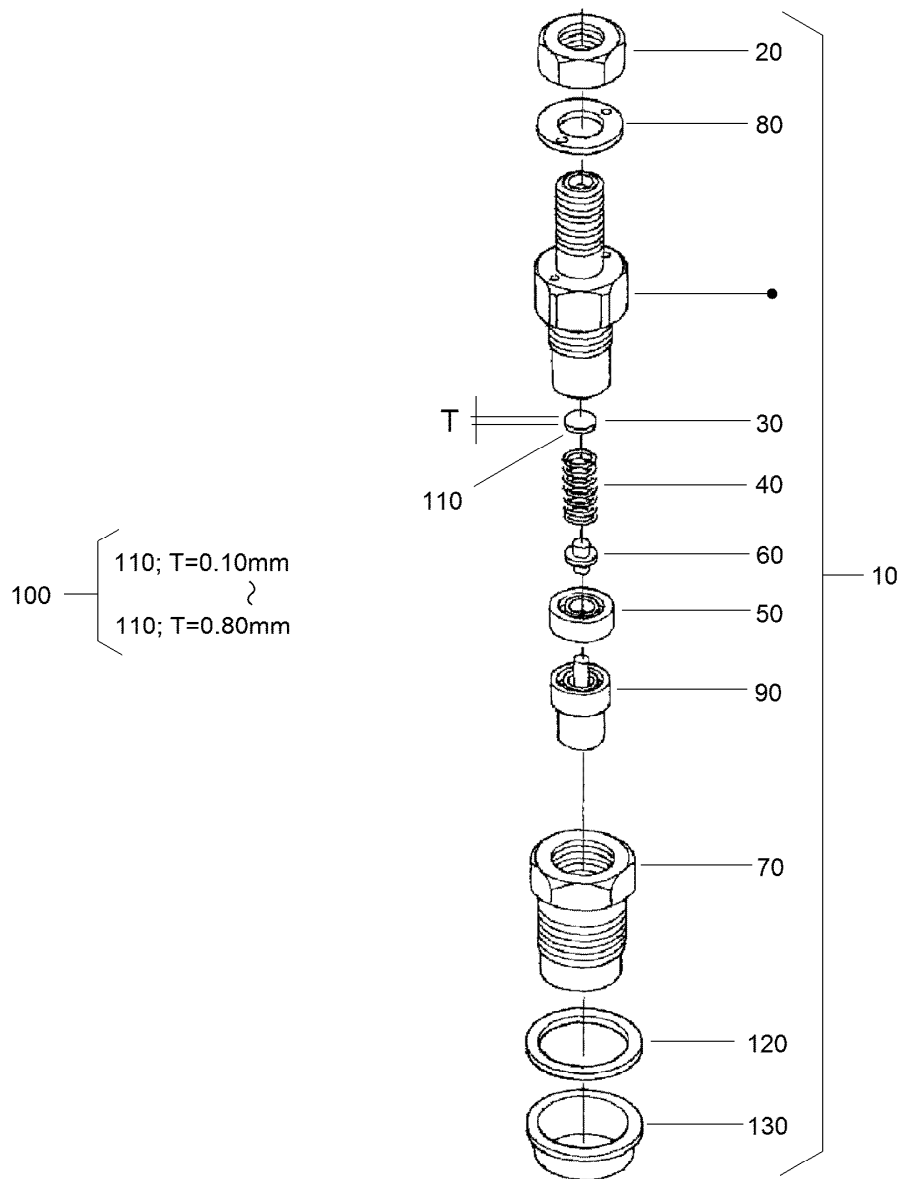
| <i>Ref.</i> | <i>Part Number</i> | <i>Qty.</i> | <i>Description</i> | <i>Ref.</i> | <i>Part Number</i> | <i>Qty.</i> | <i>Description</i> |
|-------------|--------------------|-------------|----------------------|-------------|--------------------|-------------|--------------------|
| 10 | 105-3735 | 1 | Control Plate ASM | 110 | 98-9472 | 1 | Spring-Return |
| 20 | 98-9662 | 1 | Lever-Control, Speed | 120 | 98-9664 | 1 | Shaft-Lever, Stop |
| 30 | 98-9572 | 2 | Lever-Control, Speed | 130 | 98-9637 | 1 | Gasket |
| 40 | 105-3788 | 1 | O-Ring | 140 | 98-7692 | 1 | Bolt |
| 50 | 98-7602 | 2 | Pin-Spring | 150 | 99-8348 | 1 | Bolt |
| 60 | 98-9594 | 2 | Washer-Plain | 160 | 98-7654 | 2 | Gasket |
| 70 | 98-9589 | 2 | Nut | 170 | 105-3710 | 2 | Stud |
| 80 | 98-9658 | 1 | Governor Lever ASM | 180 | 98-7572 | 2 | Nut |
| 90 | 98-9663 | 1 | Lever-Stop, Engine | 190 | 98-7699 | 2 | Washer-Spring |
| 100 | 98-7601 | 1 | Seal-Oil | | | | |



Nozzle Holder and Glow Plug Assembly

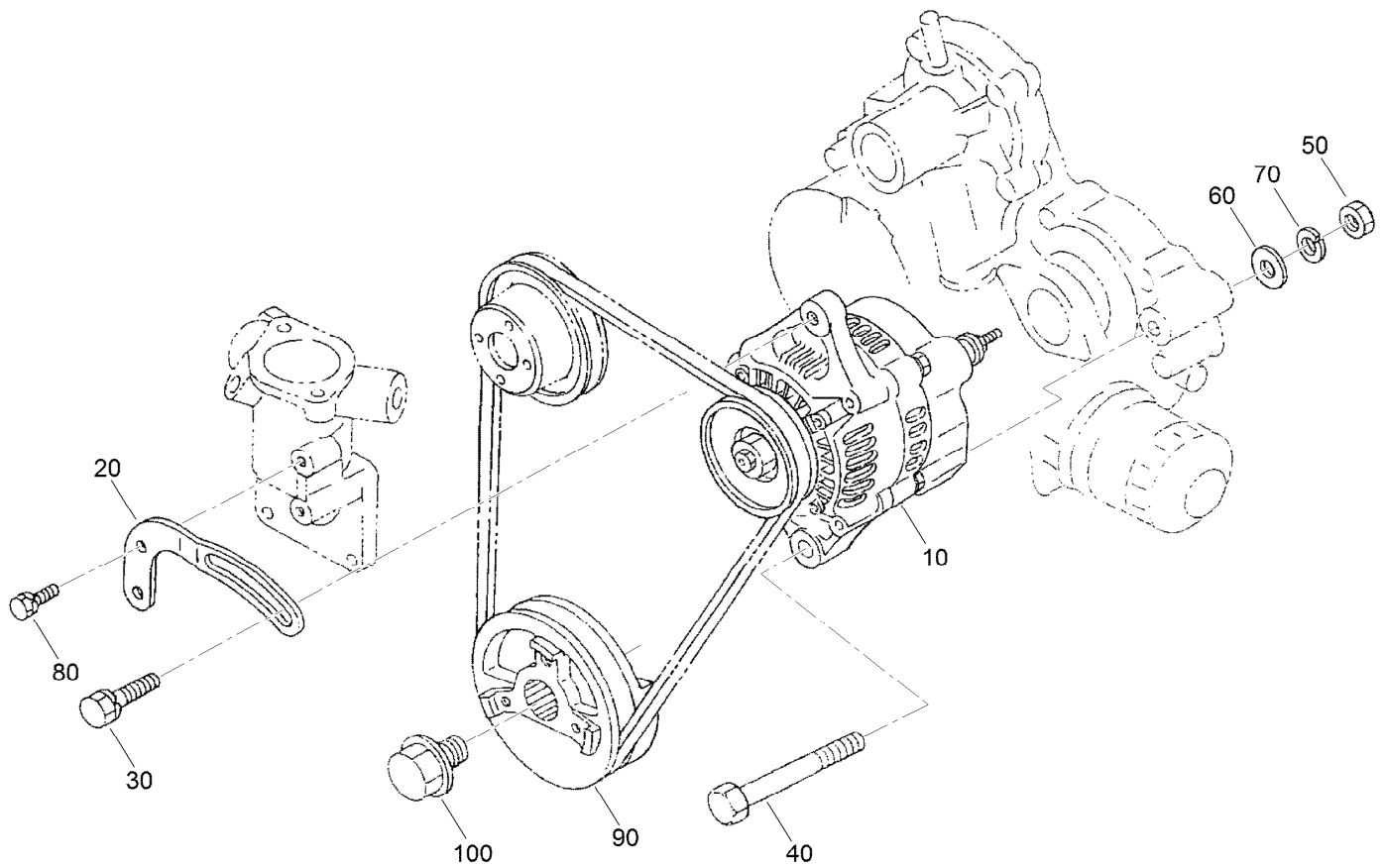
| <i>Ref.</i> | <i>Part Number</i> | <i>Qty.</i> | <i>Description</i> |
|-------------|--------------------|-------------|--------------------|
| 10 | 105-3737 | 1 | Over Flow Pipe ASM |
| 20 | 98-9431 | 1 | Screw-Bleeder, Air |
| 30 | 98-7654 | 1 | Gasket |
| 40 | 98-9420 | 1 | Overflow Pipe ASM |
| 45 | 112-0182 | 1 | Pipe-Overflow |
| 50 | 98-7671 | 2 | Clip-Pipe |
| 60 | 115-3018 | 4 | Nozzle Holder Kit |
| 70 | 98-7676 | 4 | Gasket |
| 75 | 98-7677 | 4 | Seal-Heat |
| 80 | 98-9653 | 1 | Pipe-Injection |

| <i>Ref.</i> | <i>Part Number</i> | <i>Qty.</i> | <i>Description</i> |
|-------------|--------------------|-------------|--------------------|
| 90 | 98-9654 | 1 | Pipe-Injection |
| 100 | 98-9655 | 1 | Pipe-Injection |
| 110 | 105-3738 | 1 | Pipe-Injection |
| 120 | 98-7682 | 3 | Clamp-Pipe |
| 130 | 98-7683 | 3 | Clamp-Pipe |
| 140 | 98-7684 | 3 | Screw (W/Washer) |
| 150 | 115-3019 | 4 | Plug-Glow |
| 160 | 105-3739 | 1 | Cord-Plug, Glow |
| 170 | 99-8377 | 4 | Nut-Flange |



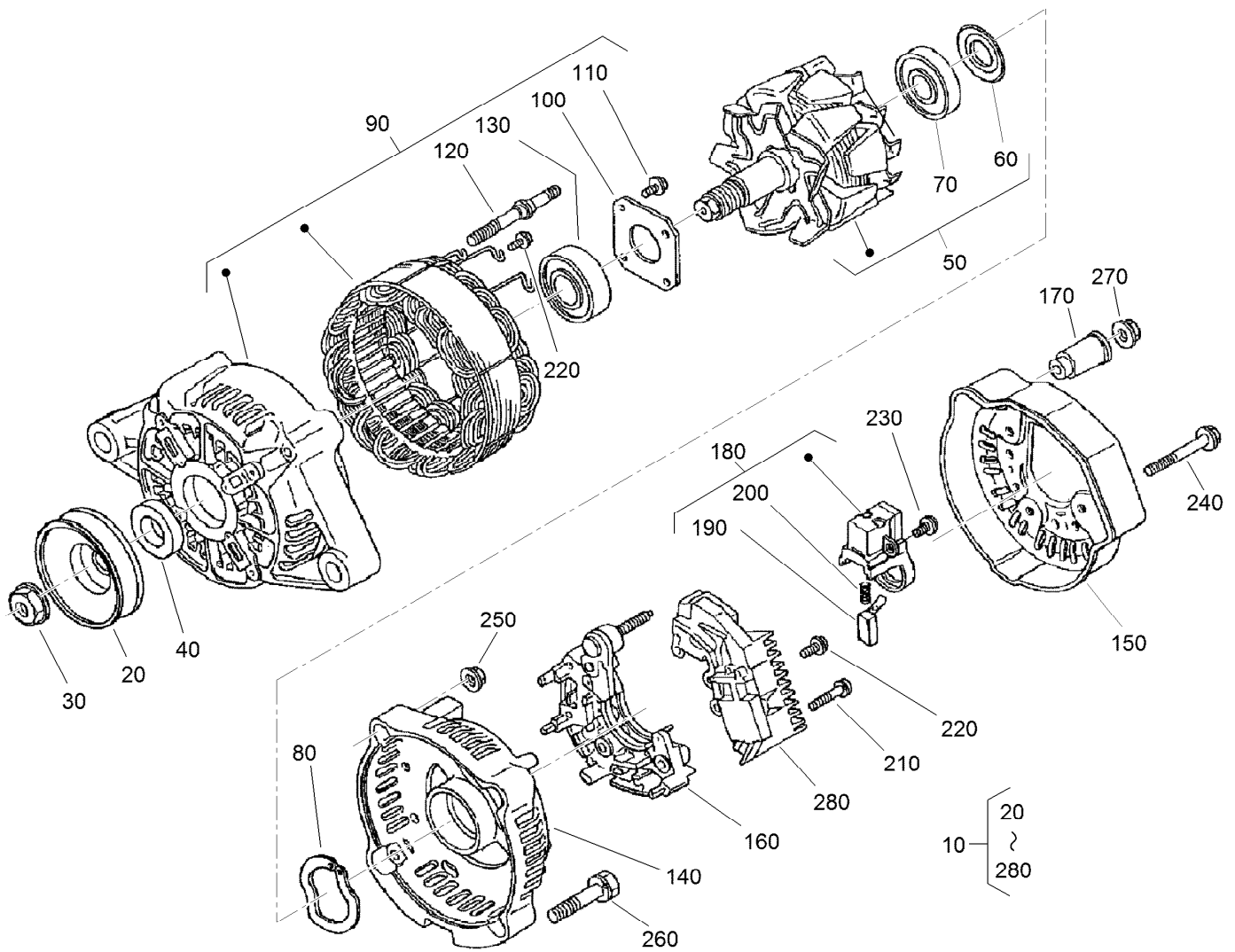
Nozzle Holder Component Assembly

| Ref. | Part Number | Qty. | Description | Ref. | Part Number | Qty. | Description |
|------|-------------|------|------------------------|------|-------------|------|------------------------|
| 10 | 115-3018 | 4 | Nozzle Holder Kit | 110 | 99-8311 | 4 | Washer-Adjust (0.20MM) |
| 20 | 99-8301 | 4 | Nut | 110 | 99-8312 | 4 | Washer-Adjust (0.30MM) |
| 30 | 99-8302 | 4 | Washer-Adjusting | 110 | 99-8313 | 4 | Washer-Adjust (0.40MM) |
| 40 | 99-8303 | 4 | Spring-Nozzle | 110 | 99-8314 | 4 | Washer-Adjust (0.50MM) |
| 50 | 99-8304 | 4 | Spacer-Distance | 110 | 99-8315 | 4 | Washer-Adjust (0.52MM) |
| 60 | 99-8305 | 4 | Rod-Push | 110 | 99-8316 | 4 | Washer-Adjust (0.54MM) |
| 70 | 99-8306 | 4 | Nut-Nozzle | 110 | 99-8317 | 4 | Washer-Adjust (0.56MM) |
| 80 | 99-8307 | 4 | Washer-Plain | 110 | 99-8318 | 4 | Washer-Adjust (0.58MM) |
| 90 | 115-3020 | 4 | Piece-Nozzle | 110 | 99-8319 | 4 | Washer-Adjust (0.80MM) |
| 100 | 99-8309 | 4 | Adjusting Washer ASM | 120 | 98-7676 | 4 | Gasket |
| 110 | 99-8310 | 4 | Washer-Adjust (0.10MM) | 130 | 98-7677 | 4 | Seal-Heat |



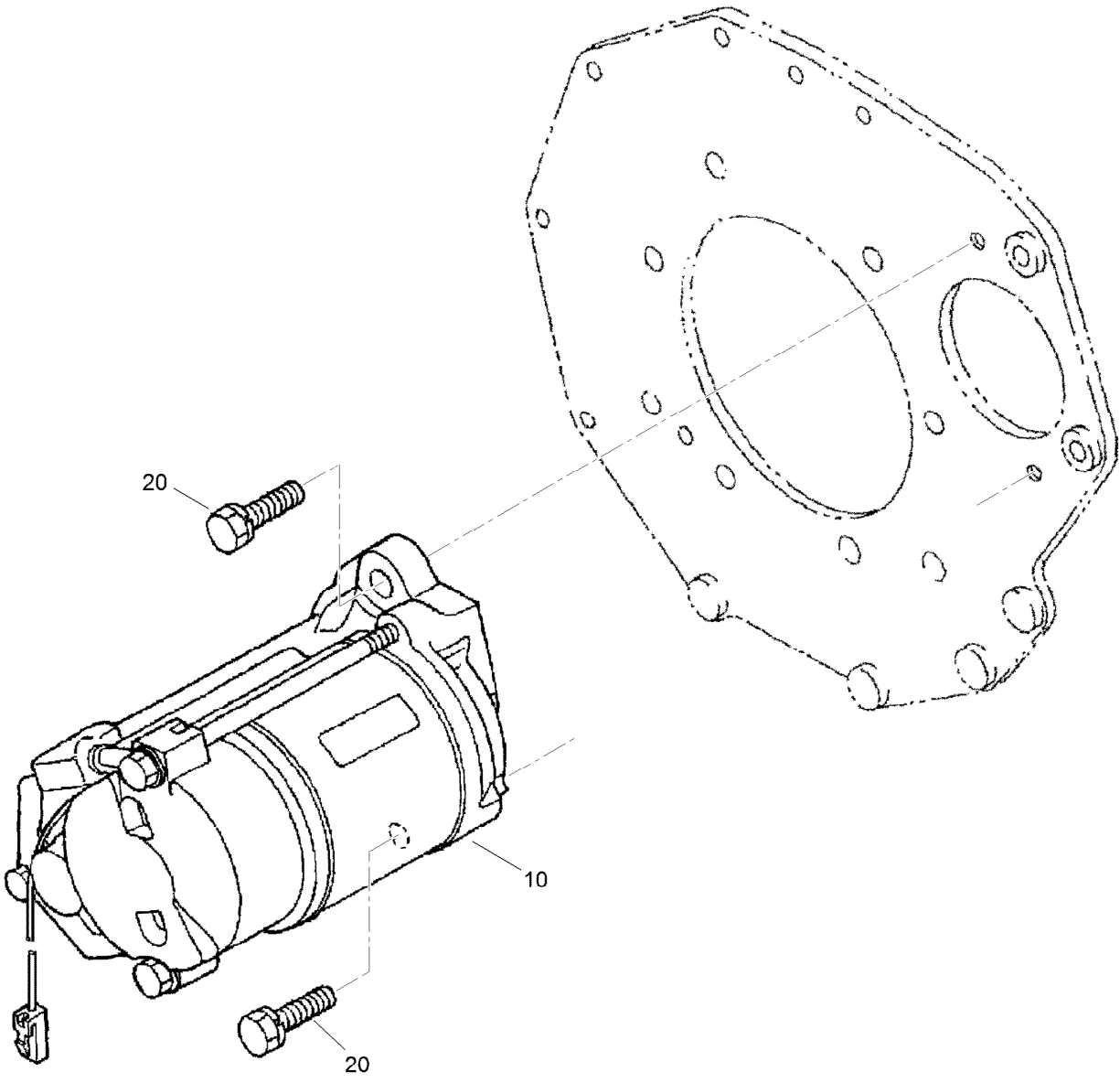
Alternator and Pulley Assembly

| Ref. | Part Number | Qty. | Description |
|------|-------------|------|-------------------|
| 10 | 98-9474 | 1 | Alternator ASM |
| 20 | 112-7047 | 1 | Stay-Dynamo |
| 30 | 108-7088 | 1 | Bolt |
| 40 | 98-9360 | 1 | Bolt |
| 50 | 98-7737 | 1 | Nut |
| 60 | 98-7696 | 1 | Washer-Plain |
| 70 | 98-7738 | 1 | Washer-Spring |
| 80 | 98-7692 | 1 | Bolt |
| 90 | 105-3745 | 1 | Pulley-Drive, Fan |
| 100 | 98-9585 | 1 | Bolt |



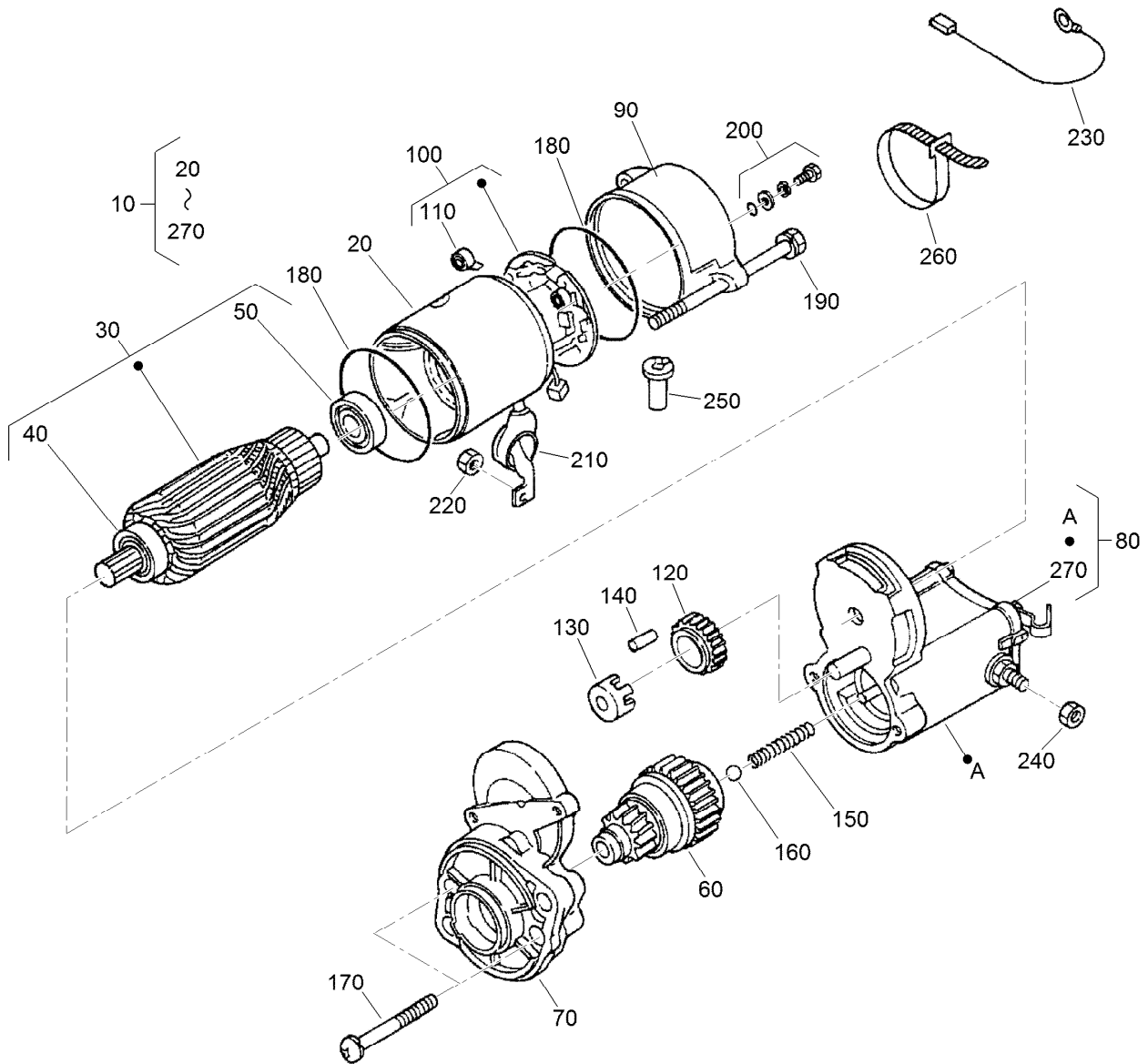
Alternator Components

| <i>Ref.</i> | <i>Part Number</i> | <i>Qty.</i> | <i>Description</i> | <i>Ref.</i> | <i>Part Number</i> | <i>Qty.</i> | <i>Description</i> |
|-------------|--------------------|-------------|---------------------|-------------|--------------------|-------------|--------------------|
| 10 | 98-9474 | 1 | Alternator ASM | 150 | 107-0140 | 1 | Cover-End |
| 20 | 98-9453 | 1 | Pulley-Dynamo | 160 | 98-7721 | 1 | Rectifier ASM |
| 30 | 98-7708 | 1 | Nut | 170 | 98-7722 | 1 | Bushing-Insulation |
| 40 | 98-7709 | 1 | Collar | 180 | 107-0141 | 1 | Brush Holder ASM |
| 50 | 107-0136 | 1 | Rotor ASM | 190 | 98-7724 | 2 | Brush |
| 60 | 98-7711 | 1 | Cover-Bearing | 200 | 98-7725 | 2 | Spring-Brush |
| 70 | 107-0138 | 1 | Bearing-Ball | 210 | 98-7726 | 2 | Screw-Head, Round |
| 80 | 98-7713 | 1 | Washer-Thrust | 220 | 98-7727 | 6 | Screw-Head, Round |
| 90 | 107-0139 | 1 | Drive End Frame ASM | 230 | 98-7728 | 1 | Screw-Head, Round |
| 100 | 98-7715 | 1 | Plate-Retainer | 240 | 98-7729 | 3 | Bolt |
| 110 | 98-7716 | 4 | Screw-Head, Round | 250 | 98-7730 | 2 | Nut |
| 120 | 98-7717 | 2 | Bolt-Through | 260 | 98-7731 | 2 | Bolt |
| 130 | 107-0137 | 1 | Bearing-Ball | 270 | 98-7732 | 1 | Nut |
| 140 | 107-9087 | 1 | Frame-End | 280 | 110-3799 | 1 | Regulator ASM |



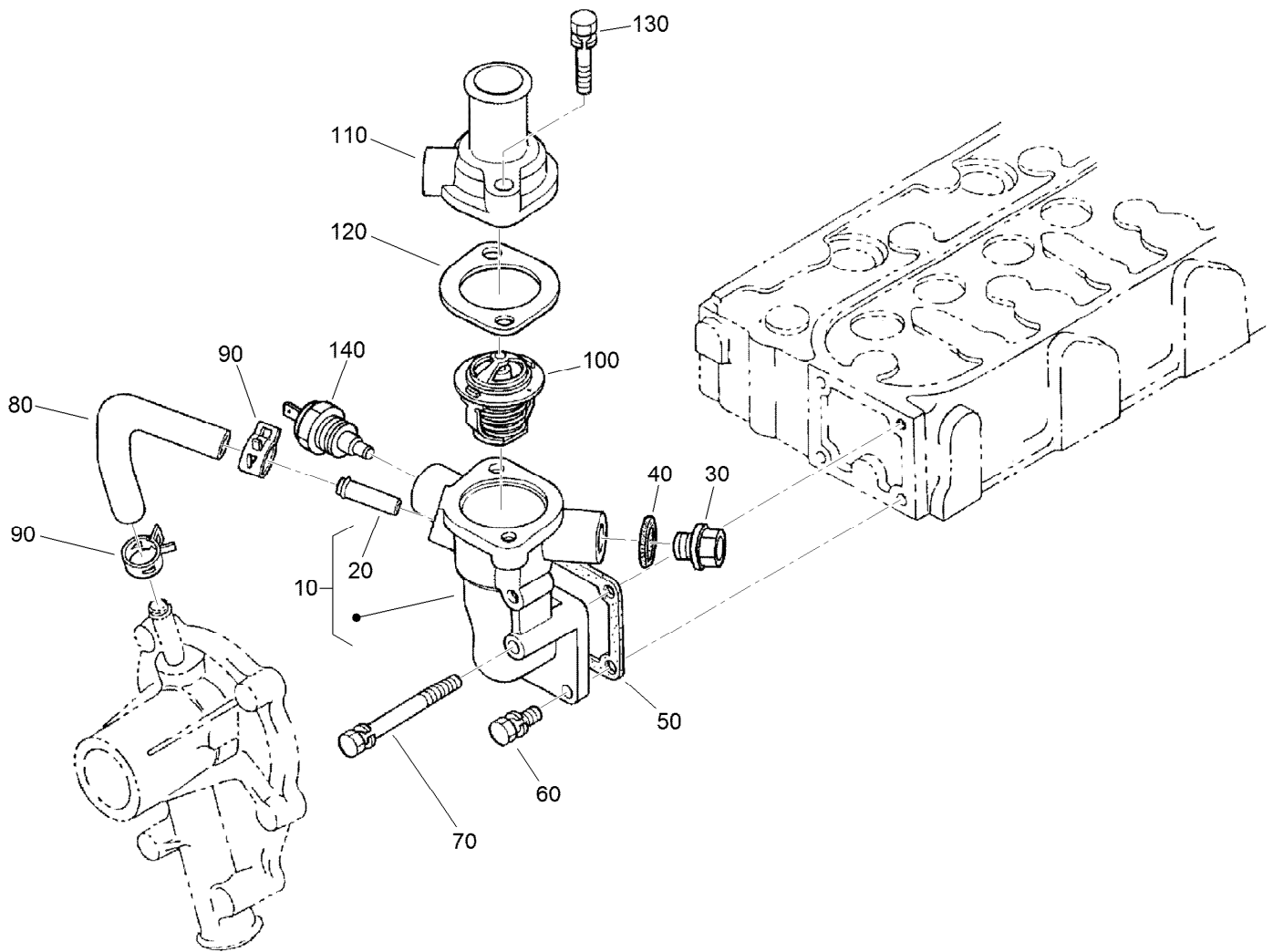
Starter Assembly

| <i>Ref.</i> | <i>Part Number</i> | <i>Qty.</i> | <i>Description</i> |
|-------------|--------------------|-------------|--------------------|
| 10 | 98-9705 | 1 | Starter ASM |
| 20 | 98-7697 | 2 | Bolt |



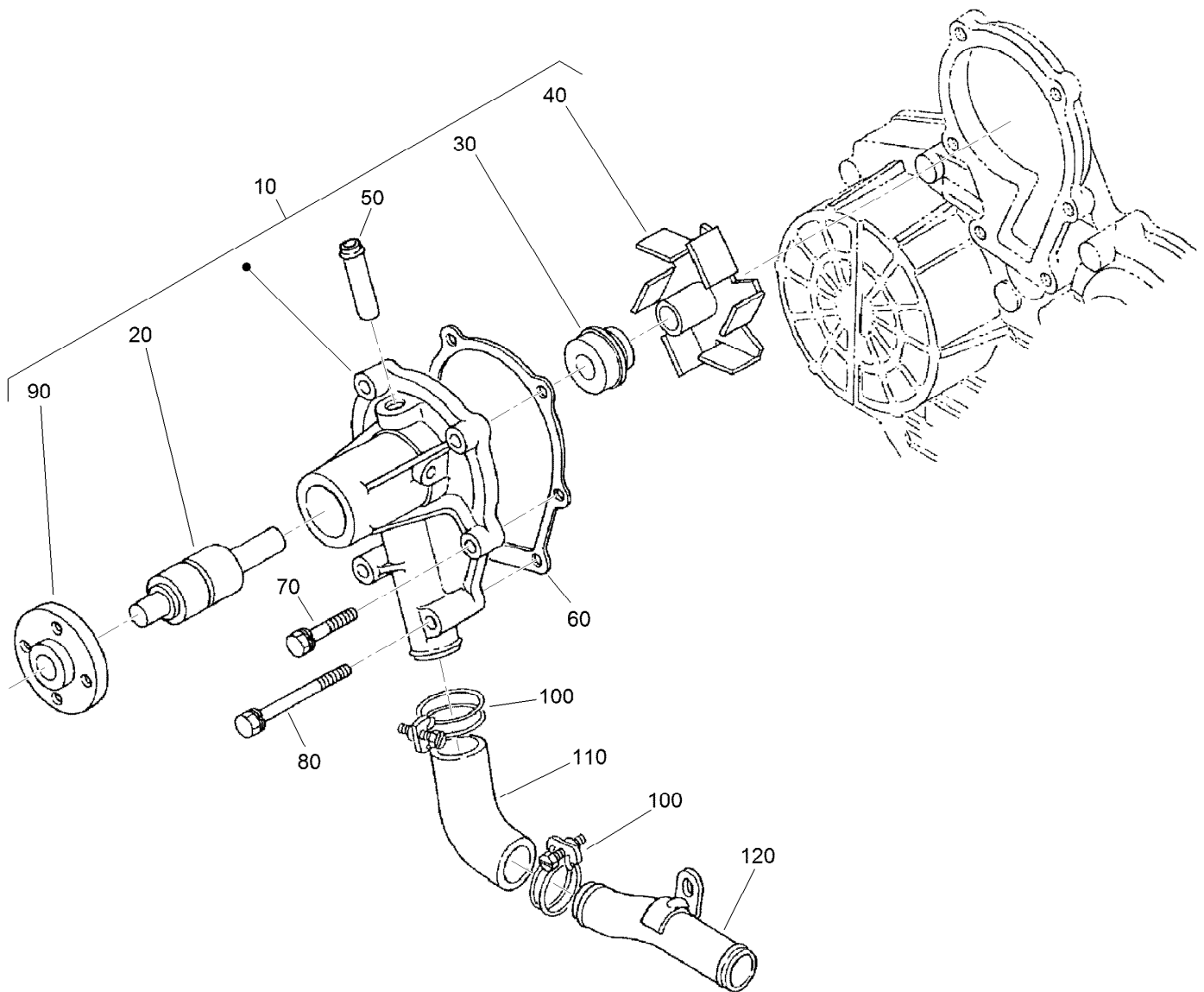
Starter Component Part Assembly No. 111-7496

| <i>Ref.</i> | <i>Part Number</i> | <i>Qty.</i> | <i>Description</i> | <i>Ref.</i> | <i>Part Number</i> | <i>Qty.</i> | <i>Description</i> |
|-------------|--------------------|-------------|----------------------|-------------|--------------------|-------------|---------------------|
| 10 | 98-9705 | 1 | Starter ASM | 150 | 98-7754 | 1 | Spring |
| 20 | 104-8608 | 1 | Yoke ASM | 160 | 98-7755 | 1 | Ball |
| 30 | 98-7742 | 1 | Armature ASM | 170 | 98-7756 | 2 | Bolt |
| 40 | 98-7744 | 1 | Bearing | 180 | 98-7757 | 2 | O-Ring |
| 50 | 98-7743 | 1 | Bearing | 190 | 100-9240 | 2 | Bolt |
| 60 | 99-8373 | 1 | Clutch-Running, Over | 200 | 98-7758 | 2 | Bolt ASM |
| 70 | 99-8374 | 1 | Frame-End, Drive | 210 | 99-8375 | 1 | Cover |
| 80 | 105-3746 | 1 | Magnetic Switch ASM | 220 | 99-8371 | 1 | Nut-Hex |
| 90 | 98-7748 | 1 | Frame-End | 230 | 98-9711 | 1 | Cord-Solenoid, Stop |
| 100 | 98-7749 | 1 | Brush Holder ASM | 240 | 99-8376 | 1 | Nut-Hex |
| 110 | 98-7750 | 4 | Spring-Brush | 250 | 98-7759 | 1 | Pipe-Drain |
| 120 | 98-7751 | 1 | Gear | 260 | 98-9712 | 1 | Band-Cover |
| 130 | 98-7752 | 1 | Retainer | 270 | 105-2886 | 1 | Cover ASM |
| 140 | 98-7753 | 5 | Roller | | | | |



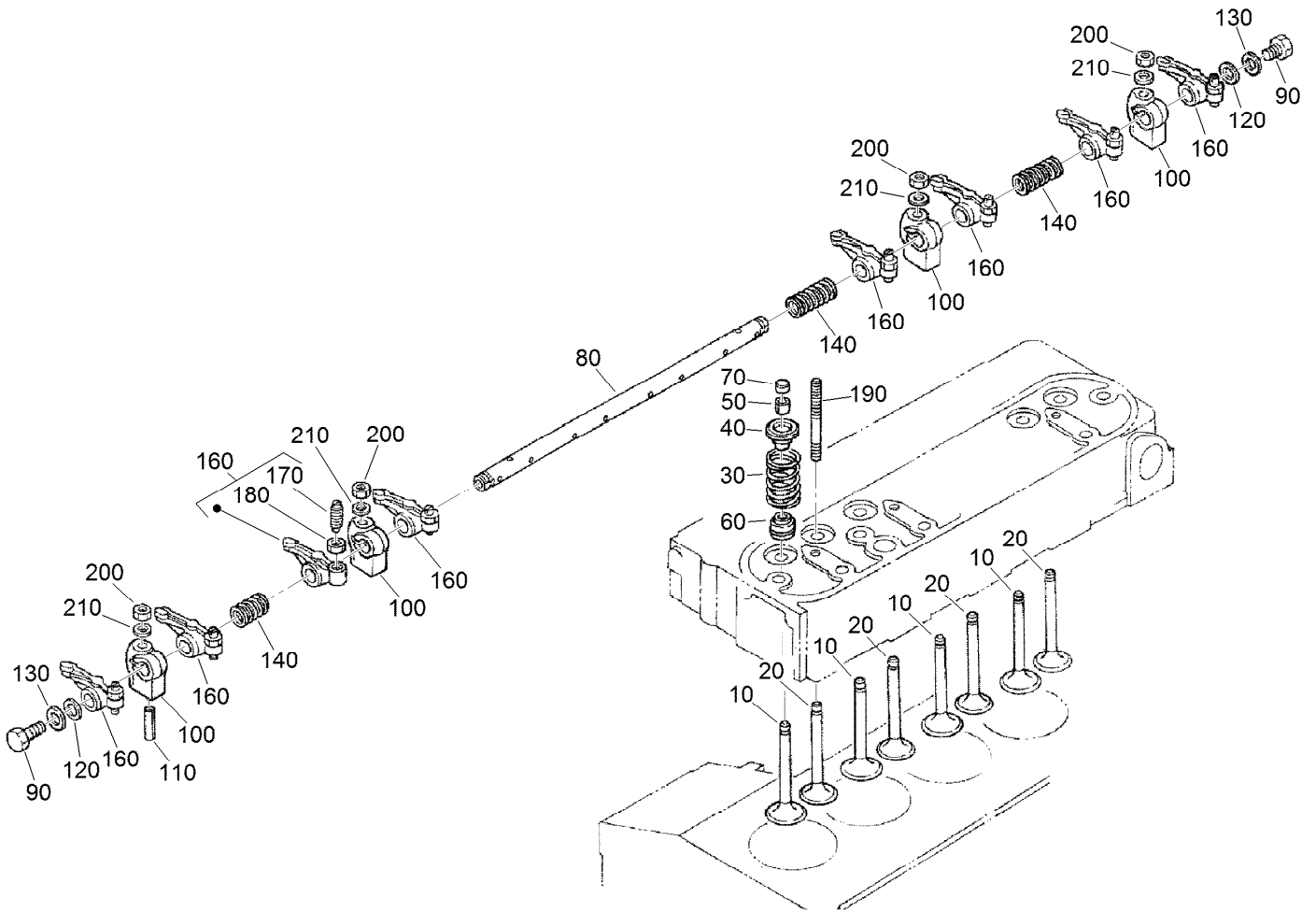
Thermostat Assembly

| Ref. | Part Number | Qty. | Description |
|-------------|--------------------|-------------|----------------------|
| 10 | 98-9713 | 1 | Water Flange ASM |
| 20 | 98-9580 | 1 | Pipe-Return, Water |
| 30 | 105-3747 | 1 | Plug |
| 40 | 99-3583 | 1 | Gasket |
| 50 | 98-9638 | 1 | Gasket-Flange, Water |
| 60 | 98-7692 | 3 | Bolt |
| 70 | 98-9356 | 1 | Bolt |
| 80 | 98-9578 | 1 | Pipe-Return, Water |
| 90 | 98-9579 | 2 | Band-Pipe |
| 100 | 98-7778 | 1 | Thermostat ASM |
| 110 | 98-9471 | 1 | Cover-Thermostat |
| 120 | 105-3748 | 1 | Gasket-Thermostat |
| 130 | 98-7777 | 2 | Bolt |
| 140 | 112-0183 | 1 | Switch-Thermometer |



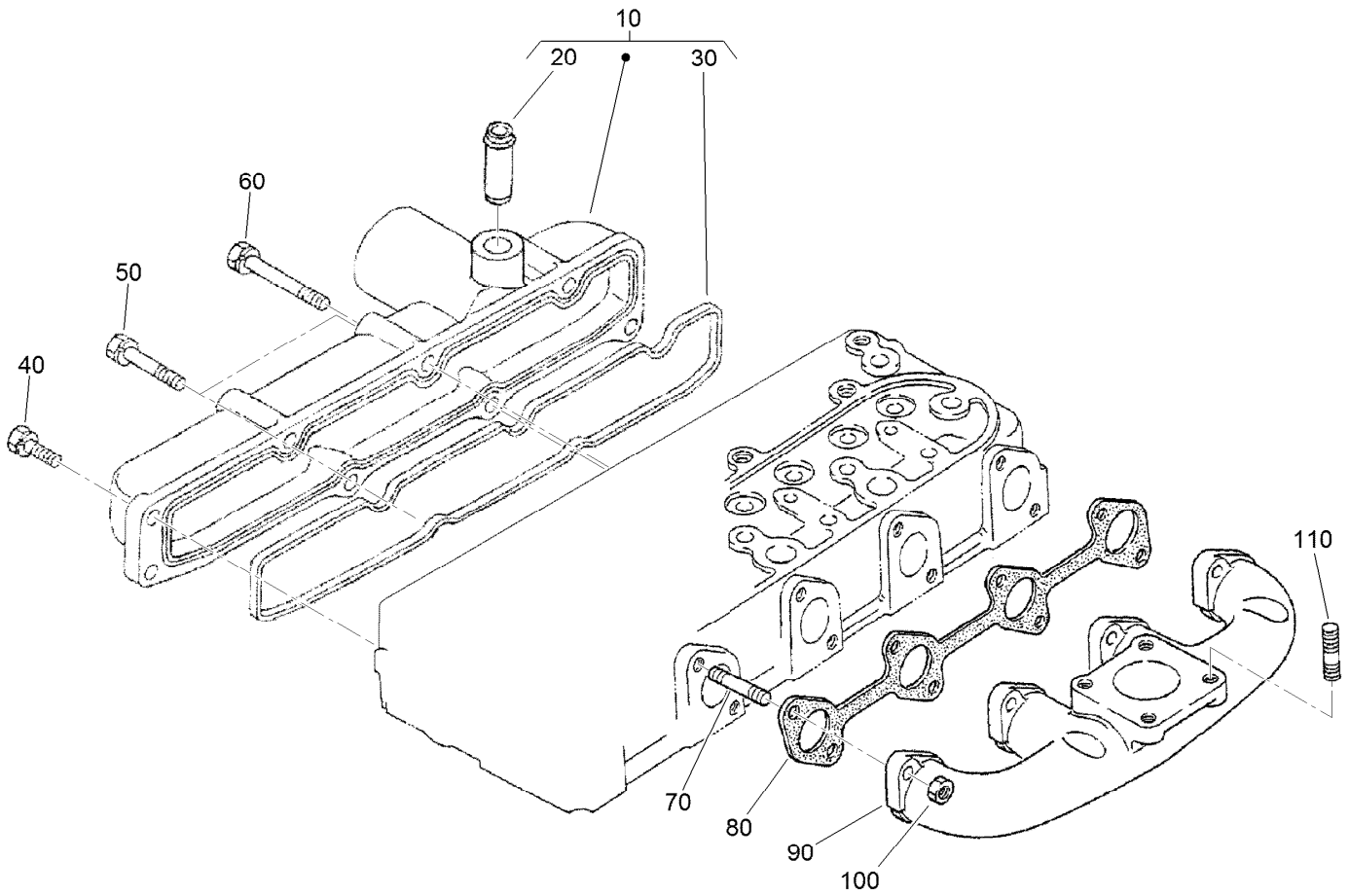
Water Pump Assembly

| <i>Ref.</i> | <i>Part Number</i> | <i>Qty.</i> | <i>Description</i> |
|-------------|--------------------|-------------|----------------------|
| 10 | 107-9089 | 1 | Water Pump ASM |
| 20 | 99-3517 | 1 | Bearing-Pump, Water |
| 30 | 105-3750 | 1 | Mechanical Seal ASM |
| 40 | 112-7017 | 1 | Impeller-Pump, Water |
| 50 | 100-1932 | 1 | Pipe-Return, Water |
| 60 | 99-3454 | 1 | Gasket-Pump, Water |
| 70 | 98-9353 | 4 | Bolt |
| 80 | 107-9090 | 2 | Bolt |
| 90 | 99-3516 | 1 | Flange-Pump, Water |
| 100 | 98-9717 | 2 | Clamp |
| 110 | 107-9091 | 1 | Pipe-Water |
| 120 | 98-9716 | 1 | Pipe-Water |



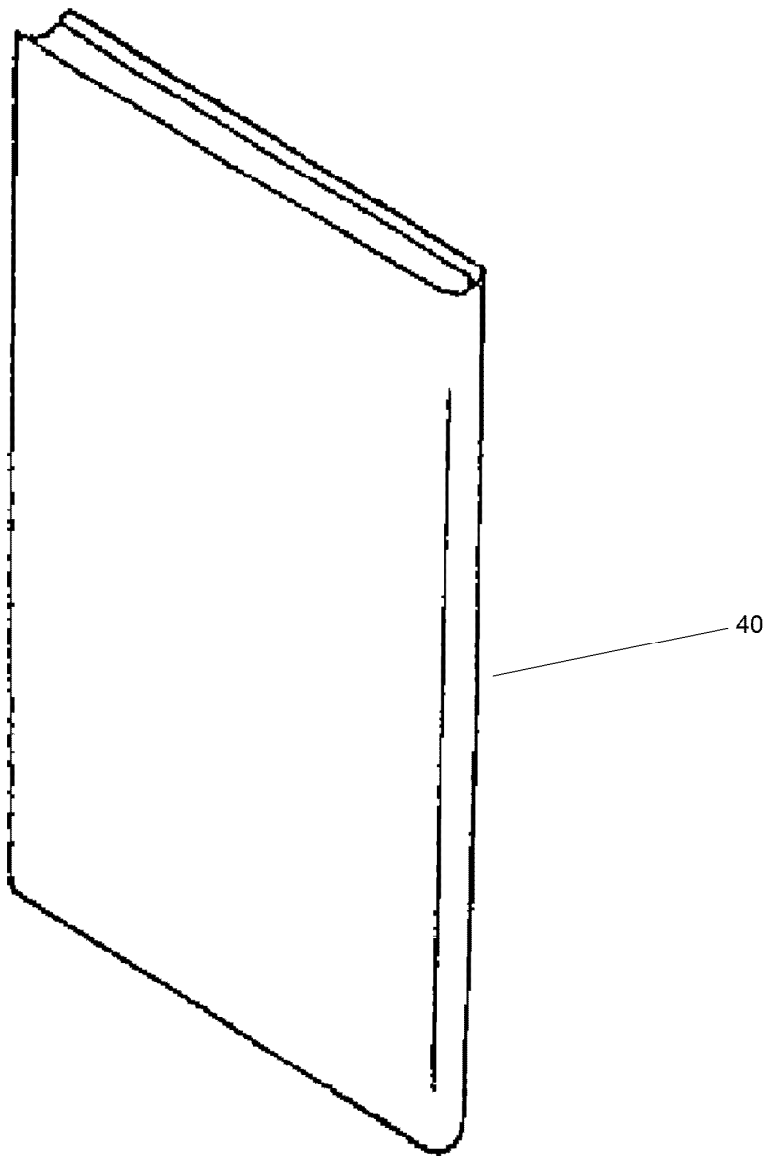
Valve and Rocker Arm Assembly

| <i>Ref.</i> | <i>Part Number</i> | <i>Qty.</i> | <i>Description</i> | <i>Ref.</i> | <i>Part Number</i> | <i>Qty.</i> | <i>Description</i> |
|-------------|--------------------|-------------|----------------------|-------------|--------------------|-------------|--------------------------|
| 10 | 112-7018 | 4 | Valve-Inlet | 110 | 105-3758 | 1 | Pin-Spring |
| 20 | 112-7021 | 4 | Valve-Exhaust | 120 | 98-9507 | 2 | Washer-Shaft, Rocker Arm |
| 30 | 98-9648 | 8 | Spring-Valve | 130 | 110-3832 | 2 | Washer-Plain |
| 40 | 107-9092 | 8 | Retainer-Spring | 140 | 98-9504 | 2 | Spring-Arm, Rocker |
| 50 | 98-9390 | 8 | Collet-Spring, Valve | 160 | 112-7020 | 8 | Rocker Arm ASM |
| 60 | 99-8385 | 8 | Seal-Stem, Valve | 170 | 98-9502 | 8 | Screw-Adjusting |
| 70 | 98-9497 | 8 | Cap-Valve | 180 | 98-9503 | 8 | Nut |
| 80 | 105-3790 | 1 | R-Arm Shaft ASM | 190 | 98-9506 | 4 | Stud |
| 90 | 100-9265 | 2 | Bolt | 200 | 98-9393 | 4 | Nut |
| 100 | 98-9505 | 4 | Bracket-Arm, Rocker | 210 | 98-9385 | 4 | Washer-Flat |



Intake and Exhaust Manifold Assembly

| Ref. | Part Number | Qty. | Description |
|------|-------------|------|--------------------------|
| 10 | 108-2874 | 1 | Intake Manifold ASM |
| 20 | 98-9492 | 1 | Joint-Pipe, Breather |
| 30 | 105-3760 | 1 | Gasket-Manifold, Intake |
| 40 | 98-7605 | 3 | Bolt |
| 50 | 98-9353 | 2 | Bolt |
| 60 | 105-3797 | 3 | Bolt |
| 70 | 98-9588 | 8 | Stud |
| 80 | 105-3765 | 1 | Gasket-Manifold, Exhaust |
| 90 | 112-0187 | 1 | Manifold-Exhaust |
| 100 | 98-9665 | 8 | Nut |
| 110 | 98-7769 | 4 | Stud |



Muffler Gasket and Operator Manual Assembly

| <i>Ref.</i> | <i>Part Number</i> | <i>Qty.</i> | <i>Description</i> |
|-------------|--------------------|-------------|--------------------|
| 40 | 115-4104 | 1 | Operator Manual |

Attachments and Accessories

For 03676 Reelmaster 5510 Traction Unit

| Product Name | Model/Part |
|---|-------------------|
| CrossTrax All-Wheel Drive Kit | 03655 |
| Air Ride Seat Suspension Kit | 03667 |
| 7 Inch Verticutter | 03684 |
| 7in 8 Blade DPA (radial) | 03696 |
| 7in 11 Blade DPA (radial) | 03697 |
| Turf Evaluator | 04399 |
| Wheel Weight Kit | 104-1478 |
| Premium All Season Hydraulic Fluid (55 Gallon Drum) | 108-1177 |
| Premium All Season Hydraulic Fluid (5 Gallon Pail) | 108-1178 |
| Premium All Purpose Grease (Tube) | 108-1190 |
| Gauge Bar Assembly | 108-6715 |
| ROPS Extension Kit | 110-8030 |
| Weight Plate | 110-8985-03 |
| Rear Lift Cylinder Limit Kit | 110-9604 |
| 5in Air Cleaner Safety Element | 114-4057 |
| Premium Synthetic Bio-Degradable Hydraulic Fluid (5 Gallon Pail) | 119-2157 |
| Premium Synthetic Bio-Degradable Hydraulic Fluid (55 Gallon Drum) | 119-2158 |
| Cutting Unit Hydraulic Hose Kit | 119-6955 |
| Large Seat Cover | 120-5179 |
| Premium Engine Oil 10w30 (55 Gallon Drum) | 121-6392 |
| Premium Engine Oil 10w30 (5 Gallon Pail) | 121-6393 |
| Canopy Completion Kit | 130-5895 |
| Brush and Handle Kit | 29-9100 |
| 400-Hour Filter Maintenance Kit | 30054 |
| Universal Sunshade | 30349 |
| Red Universal Sunshade | 30552 |
| Spark Arrestor | 98-9099 |



Count on it.