



**580-D**

**Groundsmaster<sup>®</sup> Traction Unit**

**Model No. 30581-210000301 and Up**

## Parts Catalog

---

### Ordering Replacement Parts

To order replacement parts, please supply: the part number, the quantity, and the description of each part desired.

### Understanding Reference Numbers

Each identified part in an illustration has a reference number. The reference number for a part also appears in the parts list, along with other information about the part.

This catalog uses two special reference number formats, one to indicate parts in a service assembly and another to indicate the quantity of a given part in an illustration.

### Service Assembly Reference Numbers

Parts in service assemblies have reference numbers in the form **a:b**. The **a** represents the reference number of the entire service assembly and the **b** represents a sequential number unique to each part within the service assembly.

For example, a wheel assembly might be identified by reference number **6**, the tire by **6:1**, the valve by **6:2**, and the wheel by **6:3**. When you order the assembly identified by reference number **6**, you receive all parts identified by reference numbers **6:1**, **6:2**, and **6:3**. However, you may also order any part individually.

Reference numbers of this type appear in illustrations and in part lists.

### Reference Numbers Indicating Quantity

In an illustration, if a reference number indicates more than one part, the reference number has the form **nX y**. The **n** represents the quantity of the part, the **X** is the multiplication symbol, and the **y** represents the reference number.

For example, in an illustration, the reference number **2X 37** means that two of the parts identified by reference number **37** are indicated.

## Contents

Description	Page	Description	Page
Seat Assembly	4	Flywheel Housing and Main Metal Assembly	57
Seat Pivot and Bellows Assembly	5	Timing Gear Case and Timing Gear Assembly	58
Seat Suspension Assembly	6	Oil Pan and Oil Level Assembly	59
Steering Tower Assembly	7	Piston and Connecting Rod Assembly	60
Power Steering Valve Assembly No. 92-9748	9	Crankshaft and Flywheel Assembly	61
Steering Brake Assembly	10	Inlet and Exhaust Manifold Assembly	62
Service Brake Assembly	11	Oil System Assembly	63
Brake System Master Cylinder No. 69-2640	12	Cooling System Assembly	64
Traction Pedal and Cruise Control Assembly	13	Fuel Injection Pump Mount Assembly	65
Tool Box Assembly	14	Nozzle Assembly	66
Control Box Assembly	15	Injection Pump Assembly	68
Diagnostic Display Assembly	16	Governor Assembly	70
Upper Control Panel Assembly	17	Feed Pump Assembly	72
Lower Control Panel Assembly	18	Fuel Filter Assembly	73
Electrical Schematic	19	Electrical Components Assembly	74
Controller Electrical Schematic	20	Alternator Assembly	75
Operators Control Panel Electrical Schematic	21	Overhaul Gasket Kit Assembly	76
Throttle Assembly	22	Fan Drive Assembly	78
Lift Valve Installation Assembly	23	Muffler and Air Cleaner Assembly	79
Lift Valve Assembly No. 69-1780	24	Air Cleaner Assembly No. 98-0800	80
Counterbalance Manifold Assembly	25	Fuel/Water Filter Assembly	81
Fuel Tank Assembly	27	Battery Frame Assembly	82
Hydraulic Tank Assembly	28	PTO Manifold Assembly	83
Hydraulic Filter Assembly	29	Rear Axle Assembly	85
Double Gear Pump No. 69-2050-03	30	Hydraulic Cylinder Assembly No. 98-0661	87
Frame Assembly	31	Front Lift Arm Assembly	88
Hydraulic System Diagnostic Panel Assembly	34	Hydraulic Cylinder Assembly No. 92-4971	89
Hydraulic Line Clamps Assembly	35	Center Deck Model No. 30592	
Hydraulic Schematic	36	Carrier Frame Assembly	90
Front Wheel Assembly	37	Center Deck Model No. 30592	91
Wheel Motor No. 69-3050	39	Center Deck Model No. 30592	
Planetary Gear Assembly No. 69-1730	40	Left Wing Assembly	93
Wheel Brake Assembly	41	Center Deck Model No. 30592	
Variable Displacement Pump Installation	42	Right Wing Assembly	94
Gear Pump and Flow Divider No. 69-2220	44	Wing Deck Lift Assembly	96
Variable Displacement Pump No. 93-9322	45	Hydraulic Cylinder Assembly No. 74-2170	98
Cowl Assembly	47	Wing Deck Latch Assembly	99
Hood Assembly	48	Wing Deck Lift Arm Assembly	100
Radiator and Oil Cooler Assembly	49	Wing Deck Model No. 30591 LH and 30593 RH	101
Engine Installation Assembly	51	Wing Deck Model No. 30591 LH and 30593 RH	
Cylinder Head Assembly	53	Drive Assembly	103
Valve Mechanism Assembly	54	Hydraulic Motor Assembly No. 94-4907	104
Rocker Cover and Camshaft Assembly	55	Spindle Assembly	105
Crankcase Assembly	56	10" and 13" Foam Filled Tire Assemblies	106

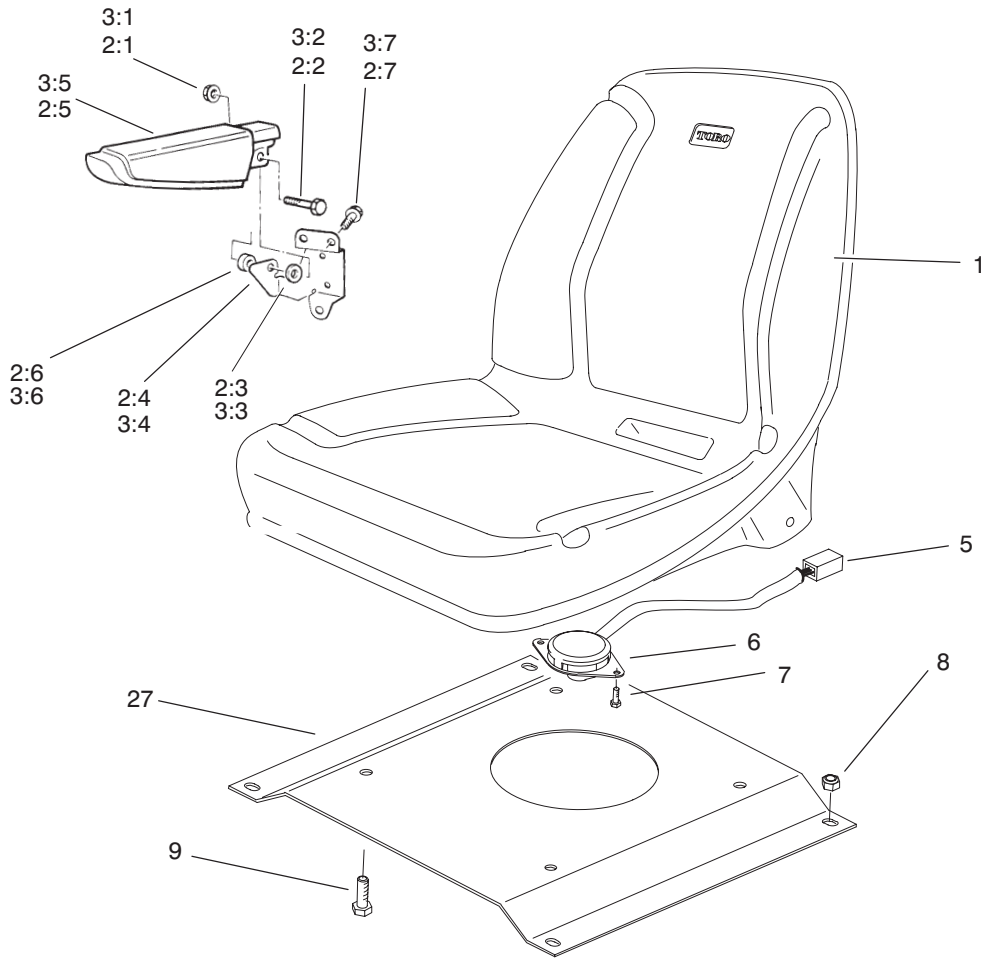
## Accessories

Description	Model / Part No.	Description	Model / Part No.
Road Light Kit .....	30594	Foam Filled 10.5 Caster Tire .....	93-5973
Left Cutting Unit .....	30591	Shipping Bracket (for cutting unit) .....	30587
92" Triflex Cutting Unit .....	30592	Air Conditioner .....	98-7315
Right Cutting Unit .....	30593	Cold Start Kit .....	30590
Extra Traction Drive Tire .....	231-140	Flow Combiner .....	30586
Foam Filled 12" Caster Tire .....	98-7329	Mulcher Kit .....	30588

## Part Description Abbreviations

Part descriptions in this catalog may include the following abbreviations.

Abbreviation	Meaning	Abbreviation	Meaning
AR .....	as required	INC .....	incorporated
ASM .....	assembly	LH .....	left hand
CARR .....	carriage	NI .....	nylon insert
DEG .....	degrees	PPH .....	Phillips pan head
FH .....	flat head	PTH .....	Phillips truss head
GA .....	gauge	PTO .....	power take off
HF .....	hex flange	RH .....	right hand
HH .....	hex head	SFH .....	slotted fillister head
HHF .....	hex head flange	SHH .....	slotted hex head
HLH .....	hex lag head	SQH .....	square head
HJ .....	hex jam	SHWH .....	slotted hex washer head
HOC .....	height-of-cut	SPH .....	slotted pan head
HS .....	hex socket	SRH .....	slotted round head
HSBH .....	hex socket button head	STD .....	standard
HSFH .....	hex socket flat head	TAP .....	self tapping
HSH .....	hex socket head	TTH .....	Torx truss head
HWH .....	hex washer head	WH .....	wing head
HWHTF .....	hex washer head thread forming		



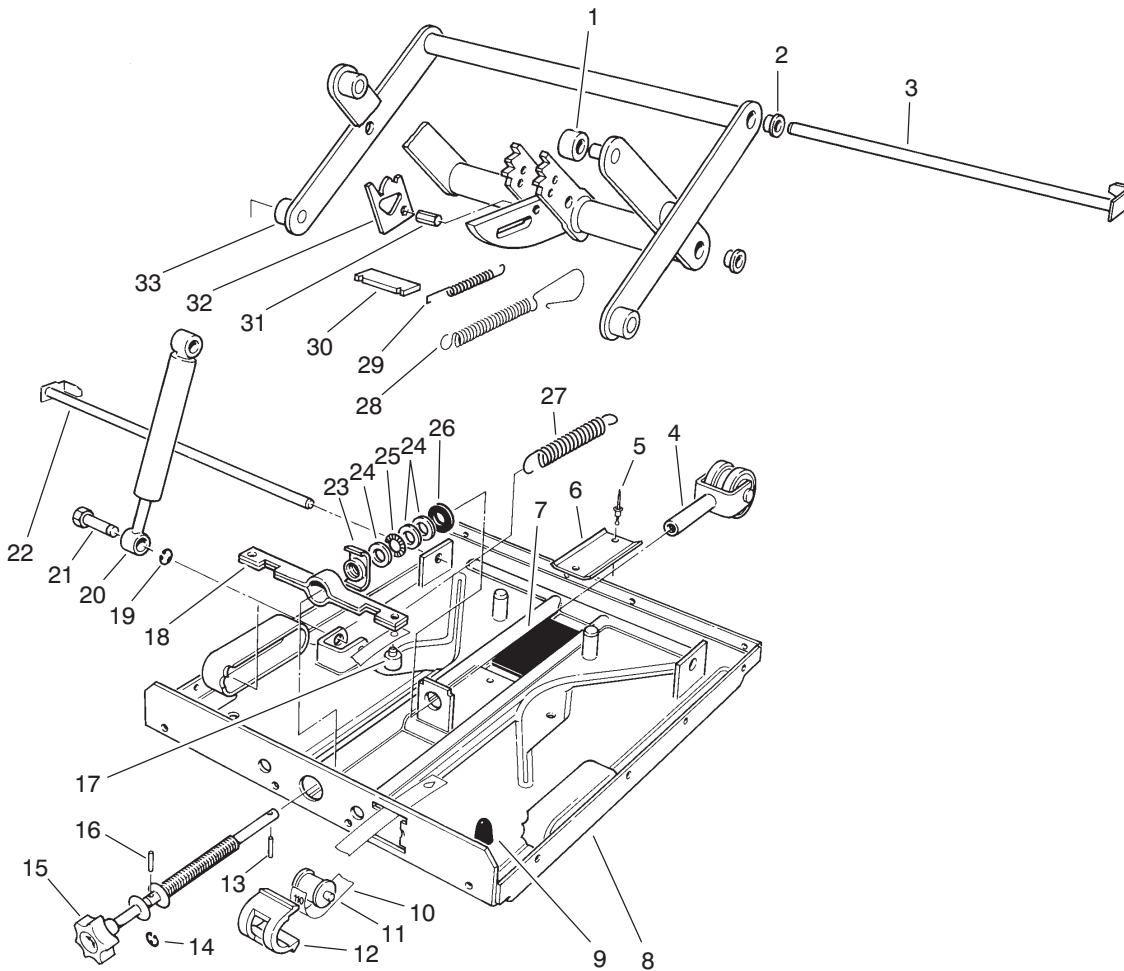
T-3335

### Seat Assembly

Ref. No.	Part No.	Qty.	Description
1	104-4620	1	Seat-Olympic, Toro
2	92-7306	1	Armrest ASM-RH
2:1	32128-19	1	Nut-HF
2:2	323-9	1	Screw-HH
2:3	3256-24	1	Washer-Flat
2:4	69-0770	1	Bracket-Arm, RH
2:5	69-1180	1	Armrest
2:6	92-7301	1	Spacer
2:7	92-7318	1	Screw - Pth
3	92-7307	1	Armrest ASM-LH
3:1	32128-19	1	Nut-HF
3:2	323-9	1	Screw-HH
3:3	3256-24	1	Washer-Flat
3:4	69-0760	1	Bracket-Arm, LH
3:5	69-1180	1	Armrest
3:6	92-7301	1	Spacer
3:7	92-7318	1	Screw - Pth
4	3234-14	6	Screw-HHF
5	98-7326	1	Harness - Wire, Seat
6	92-6282	1	Switch-Seat
7	3234-33	2	Screw-HHF
8	3296-29	4	Nut-Lock
9	3234-5	4	Screw-HHF
27	98-3048-03	1	Plate - Seat

Ref. No.	Part No.	Qty.	Description





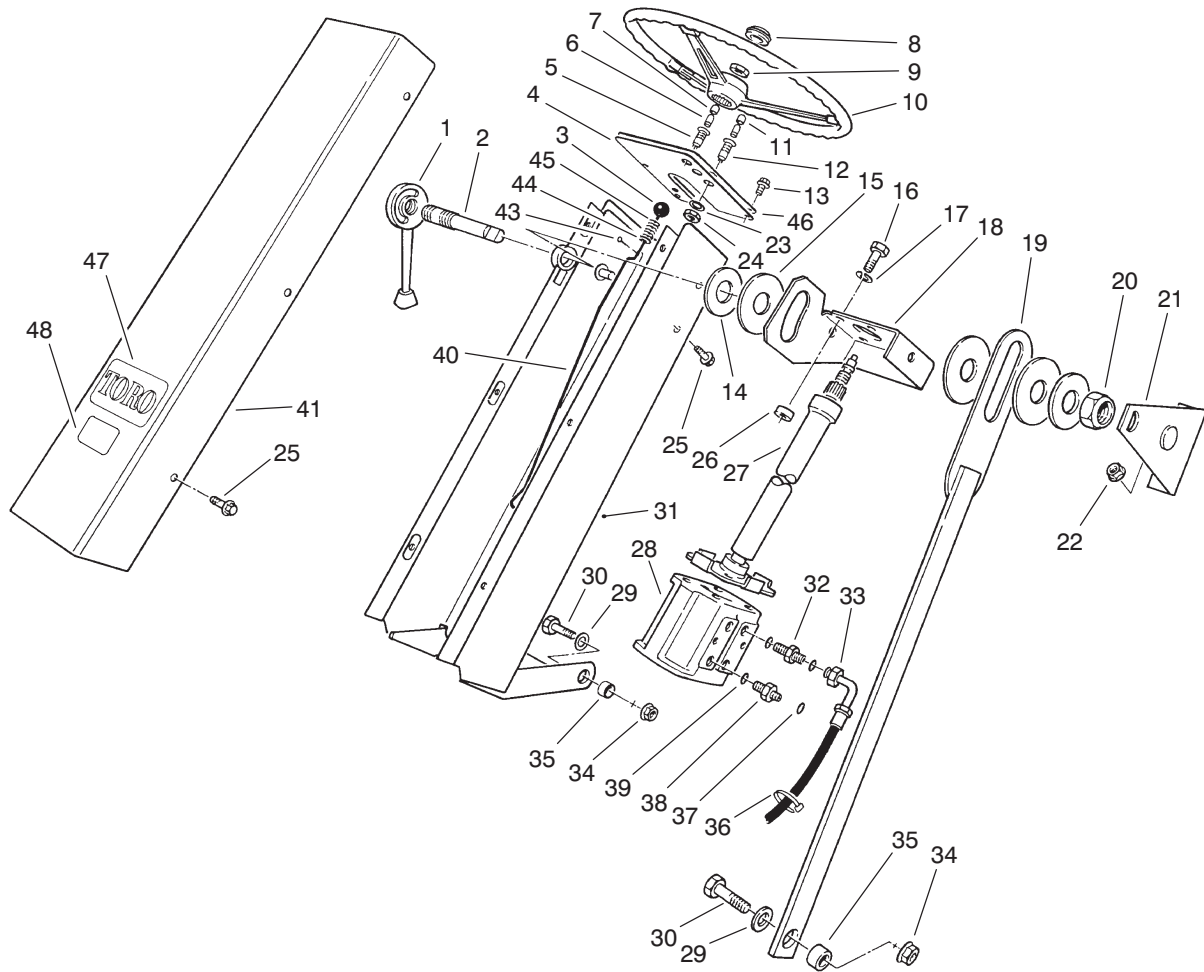
T-0483-1

## Seat Suspension Assembly

Ref. No.	Part No.	Qty.	Description
1	40-4010	4	Roller
2	71-2180	4	Bearing
3	71-2190	1	Pin
4	71-2290	1	Bearing-Triple
5	40-4090	2	Rivet-Pop
6	40-4080	1	Track-U
7	40-4120	1	Plate-Rubber
8	71-2310	1	Plate-Suspension, Lower (Incl. Ref. #5-7 & 9)
9	71-2300	2	Bumper
10	71-2280	1	Band-Indicator, Weight
11	40-4150	1	Roller
12	40-4160	1	Guide-Sleeve
13	71-2210	1	Pin
14	71-2230	1	Ring-Snap
15	71-2240	1	Knob ASM (Incl. Ref.#13, 14 & 16)
16	71-2220	1	Pin
17	40-4230	1	Plug
18	71-2250	1	Bracket-Spring
19	71-2330	2	Ring-Snap
20	71-2340	1	Absorber-Shock
21	71-2320	2	Pin
22	71-2170	1	Pin
23	71-2270	1	Nut-Special

Ref. No.	Part No.	Qty.	Description
24	40-4070	3	Washer
25	40-4310	1	Bearing-Needle, Thrust
26	40-4060	1	Washer-Rubber
27	71-2260	2	Spring
28	40-4340	1	Spring-Extension
29	40-4350	2	Spring-Extension
30	40-4360	1	Plate
31	40-4370	1	Bolt
32	40-4380	2	Bracket-Release
33	71-2200	1	Bracket-Arm, Swing (Incl. Ref. #1-3, 22 & 29-32)
*	71-0480	1	Suspension ASM (Incl. Ref. #1-33, & 6-8, 12 & 13, from page 2)

\* Not Illustrated



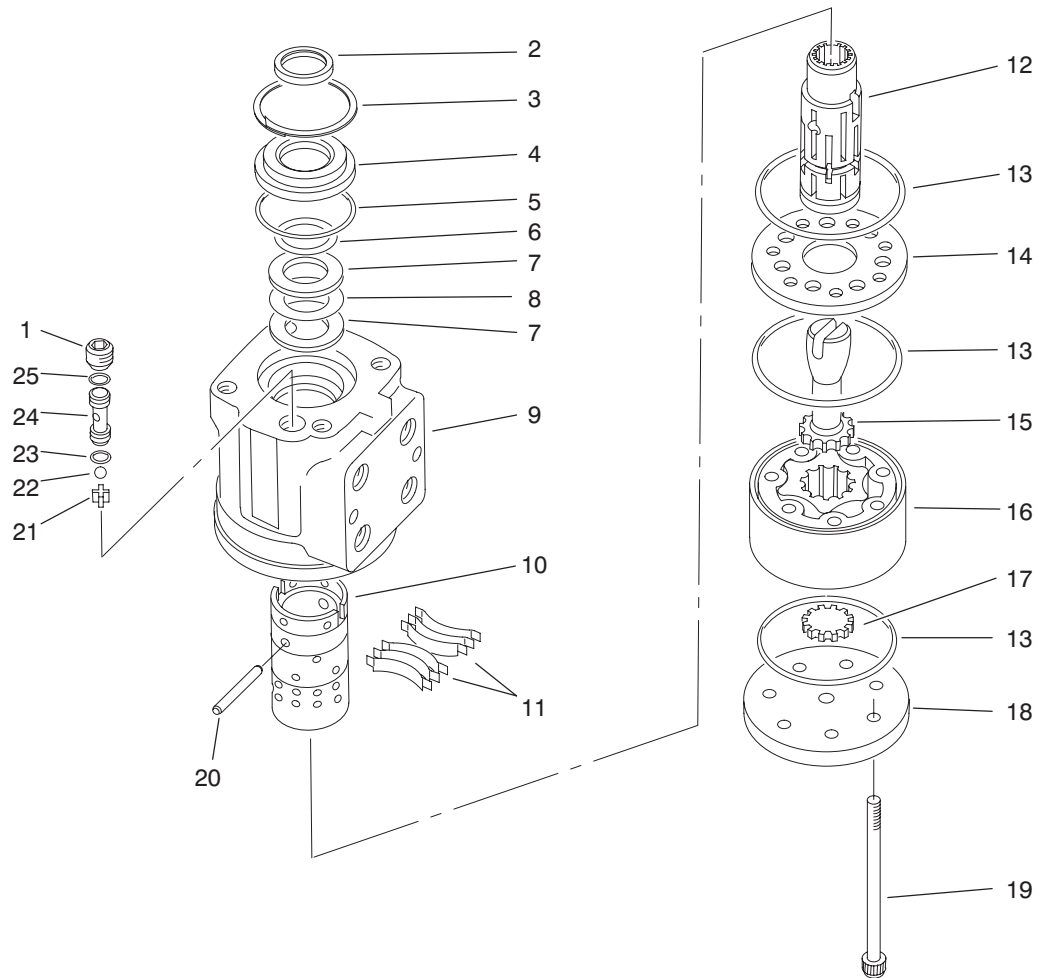
T-0338-4

## Steering Tower Assembly

Ref. No.	Part No.	Qty.	Description	Ref. No.	Part No.	Qty.	Description
1	69-1560-03	1	Lever-Lock	20	3296-49	1	Nut-Lock
2	69-9230	1	Shaft-Povot, Steering	21	69-7740-03	1	Support-Gear, Steering
3	233-17	1	Knob	22	32128-20	2	Nut-HHF
4	69-9440-03	1	Panel-Tower, Steering	23	218-536	3	Washer-Lock
5	44-2210	1	Body-Light, Indicator (Incl. Ref. #6-7 & 23-24)	24	218-535	3	Nut-Hex
†6		3	Bulb-Light, Indicator (#1891)	25	3234-14	8	Screw-HWH
7	218-533	1	Lens-Light, Indicator (Red)	26	46-1600	4	Spacer
8	98-7325	1	Cover-Wheel, Steering	27	71-0540	1	Column-Steering
9	47-6990	1	Nut-Hex	28	92-9748	1	Valve-Steering, Power
10	68-8080	1	Wheel-Steering	29	3256-26	3	Washer-Flat
11	218-562	2	Lens-Light, Indicator (Amber)	30	325-5	3	Screw-HH
12	44-2212	2	Body-Light, Indicator (Incl. Ref.#6, 11 & 23-24)	31	69-8160-01	1	Tower-Steering
13	32144-64	4	Screw-HWH	32	340-133	3	Fitting-Straight, Hydraulic (Incl. Ref. #37 & 39)
14	20-9500	2	Spacer	33	69-5500	4	Hose-Hydraulic
15	31-0390	3	Washer-Friction	34	32128-23	3	Nut-HHF
16	323-7	4	Screw-HH	35	28-0380	3	Spacer
17	3253-21	4	Washer-Lock	36	3290-378	5	Tie-Cable
18	69-9540-03	1	Bracket-Gear, Steering	37	237-22	4	O-Ring
19	69-7760-03	1	Link-Gear, Steering	38	69-6980	1	Valve-Check (Incl. Ref. # 37 & 39)
				39	237-79	4	O-Ring
				40	71-4060-03	1	Rod-Latch, Brake
				41	69-8510-01	1	Cover-Tower, Steering

† Obtain Locally





T-1007-2

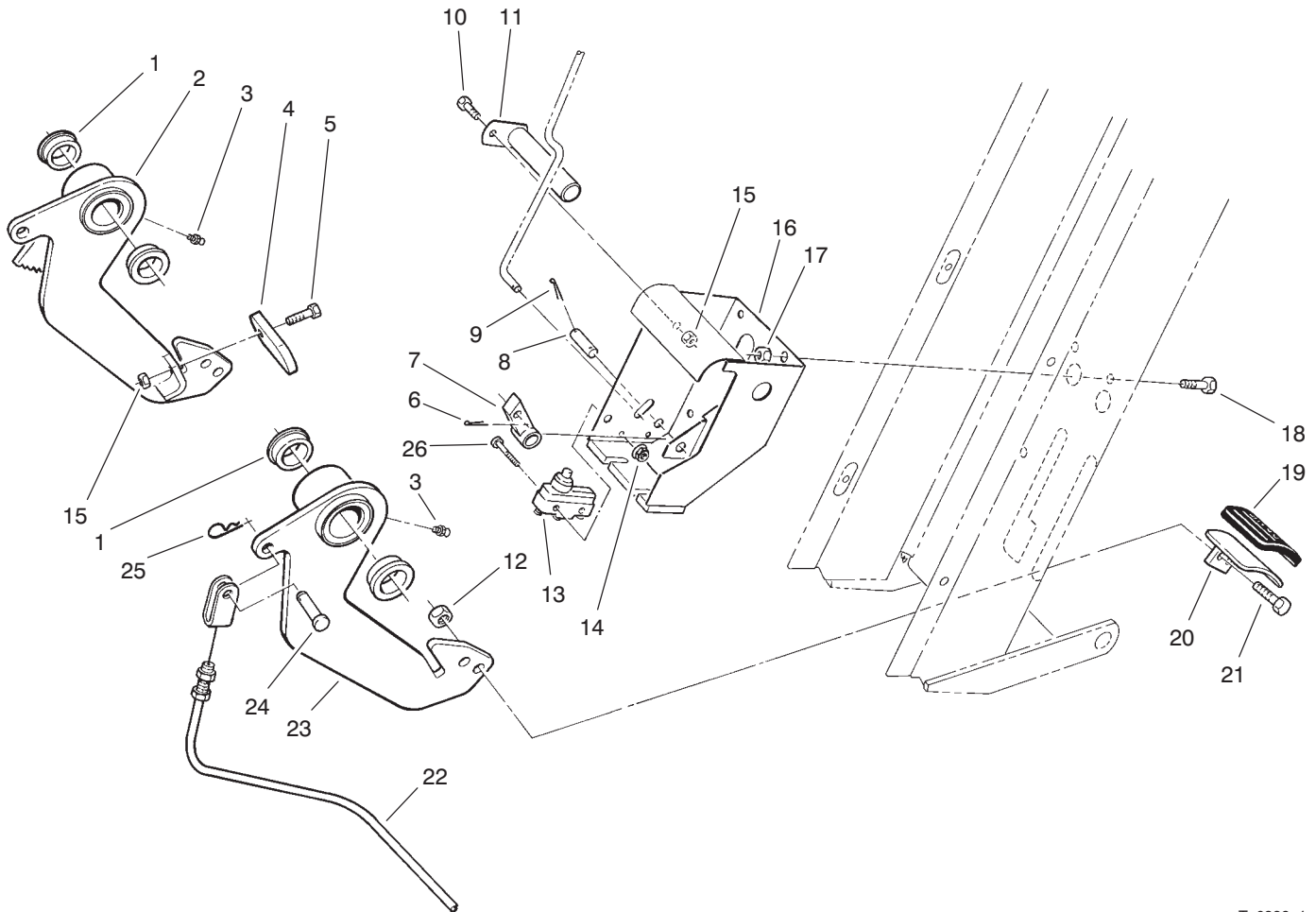
## Power Steering Valve Assembly No. 92-9748

Ref. No.	Part No.	Qty.	Description
1	52-9260	1	Screw-Set
†2		1	Seal-1" ID
3	52-9230	1	Ring-Retaining
4	52-9240	1	Bushing-Seal, Gland
†5		1	Seal-1.875" ID
†6		1	Seal-Ring, Quad
7	59-6730	2	Race-Bearing
8	59-6740	1	Bearing-Thrust, Needle
†9		1	Housing
†10		1	Sleeve-Control
11	59-6820	1	Kit-Spring, Centering
†12		1	Spool-Control
†13		3	Seal
14	92-9732	1	Plate-Wear
15	52-9320	1	Drive
16	69-1860	1	Gerotor
17	69-1880	1	Spacer
18	92-9730	1	Cap-End
19	92-9735	7	Screw-Cap
20	59-6830	1	Kit-Pin, Centering
21	52-9290	1	Retainer-Ball, Check
22	52-9280	1	Ball-Check
†23		1	Seal
24	52-9270	1	Seat-Ball, Check
†25		1	Seal

Ref. No.	Part No.	Qty.	Description
*	52-9250	1	Kit-Bearing, Needle (Incl. Ref. #7-8)
*	92-9749	1	Kit-Seal (Incl. Ref. #2, 5-6, 13, 23 & 25)

\* Not Illustrated

† Not Serviceable Separately



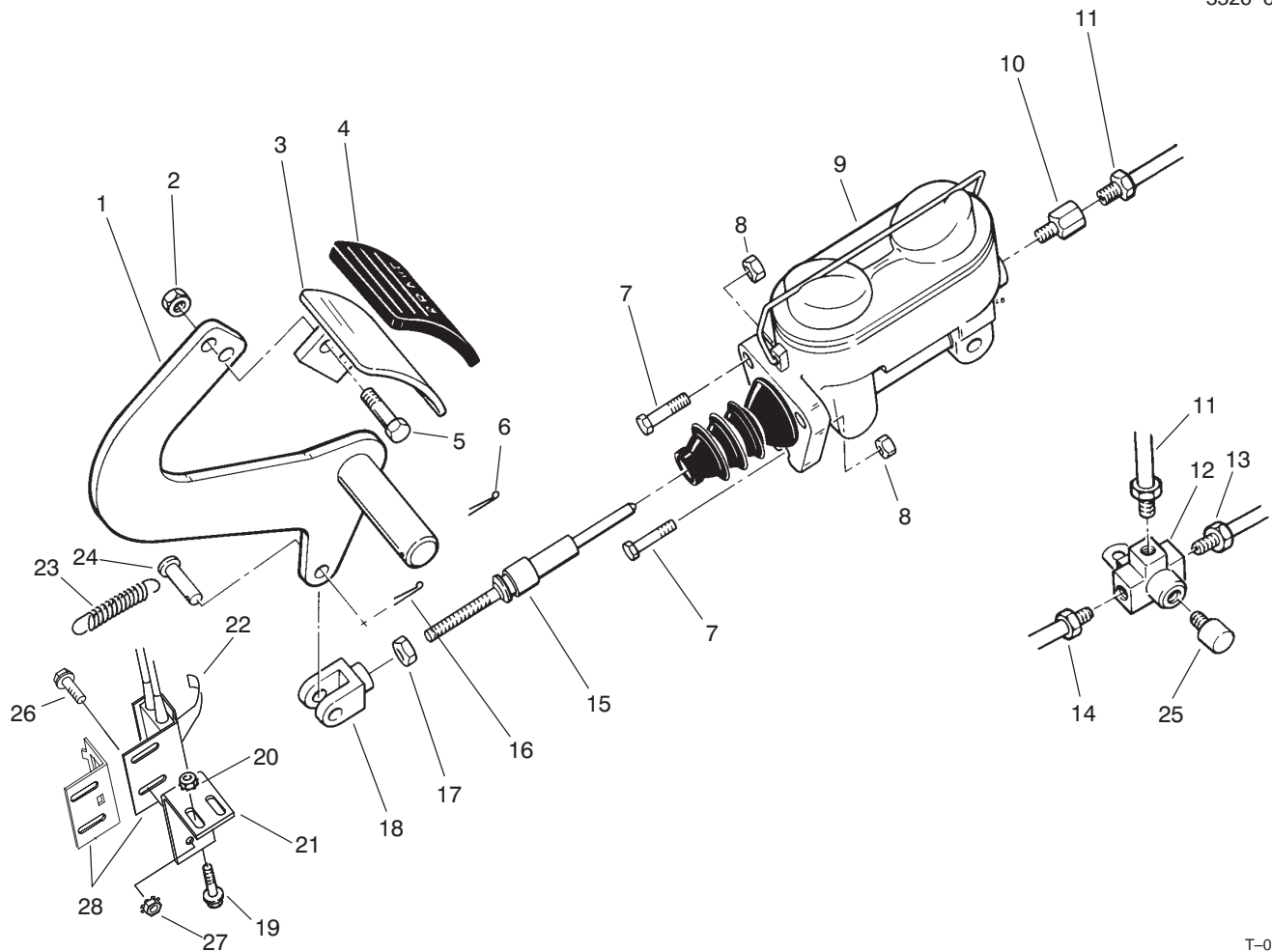
T-0339-1

## Steering Brake Assembly

Ref. No.	Part No.	Qty.	Description
1	256-247	4	Bushing-Flange
2	69-7890-03	1	Arm-Brake, RH (Incl. Ref. #1 & 3)
3	302-5	2	Fitting-Grease
4	69-9210-03	1	Lever-Latch, Brake
5	321-4	1	Screw-HH
6	3272-5	1	Pin-Cotter
7	69-7720-03	1	Pawl-Brake
8	69-9200	1	Pin-Pawl, Brake
9	3272-6	2	Pin-Cotter
10	321-2	1	Screw-HH
11	69-7790-03	1	Pin-Arm, Brake
12	32152-1	4	Nut-Lock
13	29-6163	1	Switch-Micro
14	3296-9	2	Nut-Lock
15	32152-4	2	Nut-Lock
16	69-7840-03	1	Mount-Arm, Brake
17	32128-20	3	Nut-HHF
18	3234-14	3	Screw-HH
19	49-6171	1	Pad-Brake Pedal, LH
*	49-6172	1	Pad-Brake Pedal, RH
20	69-7700-03	2	Pedal-Brake
21	323-4	4	Screw-HH
22	69-5670	2	Cable-Brake
23	69-7880-03	1	Arm-Brake, LH (Incl. Ref. #1 & 3)

Ref. No.	Part No.	Qty.	Description
24	283-1	2	Pin-Clevis
25	3290-307	2	Pin-Cotter, Hair
26	3249-11	2	Screw-Machine
*	3290-378	3	Tie-Cable

\* Not Illustrated



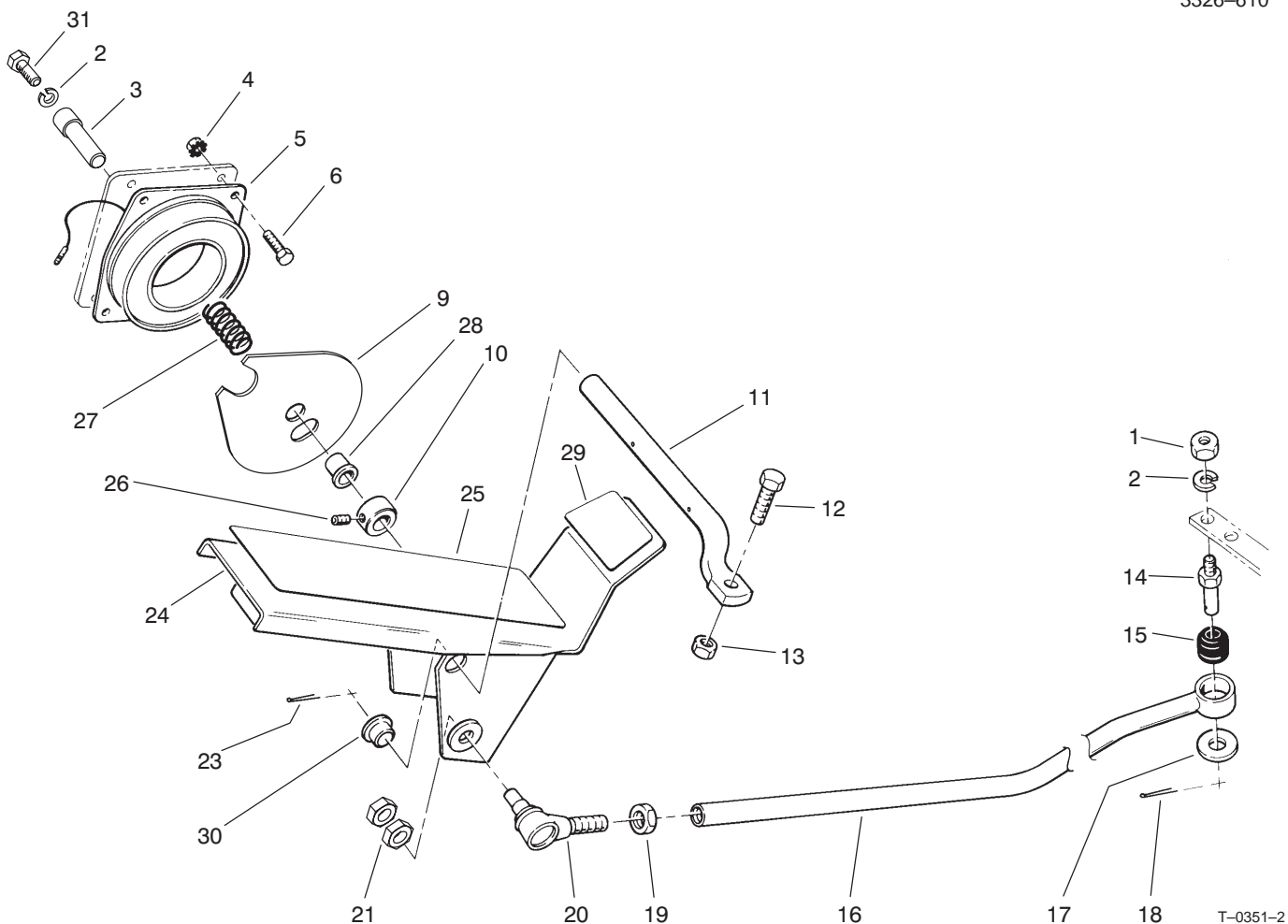
T-0341-1

## Service Brake Assembly

Ref. No.	Part No.	Qty.	Description
1	69-8750-03	1	Arm-Brake
2	32152-1	2	Nut-Lock
3	69-7700-03	1	Pedal-Brake
4	49-6170	1	Pad-Brake
5	322-3	2	Screw-HH
6	3272-12	1	Pin-Cotter
7	323-7	3	Screw-HH
8	32128-21	3	Nut-HHF
9	69-2640	1	Master Cylinder ASM
10	353-994	1	Adapter
11	74-2530	1	Tube-Hydraulic
12	218-243	1	Fitting-Tee
13	74-2510	1	Tube-Hydraulic, LH
14	74-2520	1	Tube-Hydraulic, RH
15	69-9340	1	Rod-Brake
16	3272-10	1	Pin-Cotter
17	3220-2	1	Nut-Jam
18	282-2	1	Clevis-Rod, Brake
19	3234-13	2	Screw-HWH
20	32149-2	2	Nut-Keps
21	93-7039-01	1	Bracket-Brake, Service
22	93-7037	1	Switch
23	21-1830	1	Spring-Extension
24	283-1	1	Pin-Clevis
25	218-242	1	Switch-Brake
26	32144-1	2	Screw-HH

Ref. No.	Part No.	Qty.	Description
27	32127-11	2	Nut-Flexlok
28	93-9337	1	Bracket-Switch



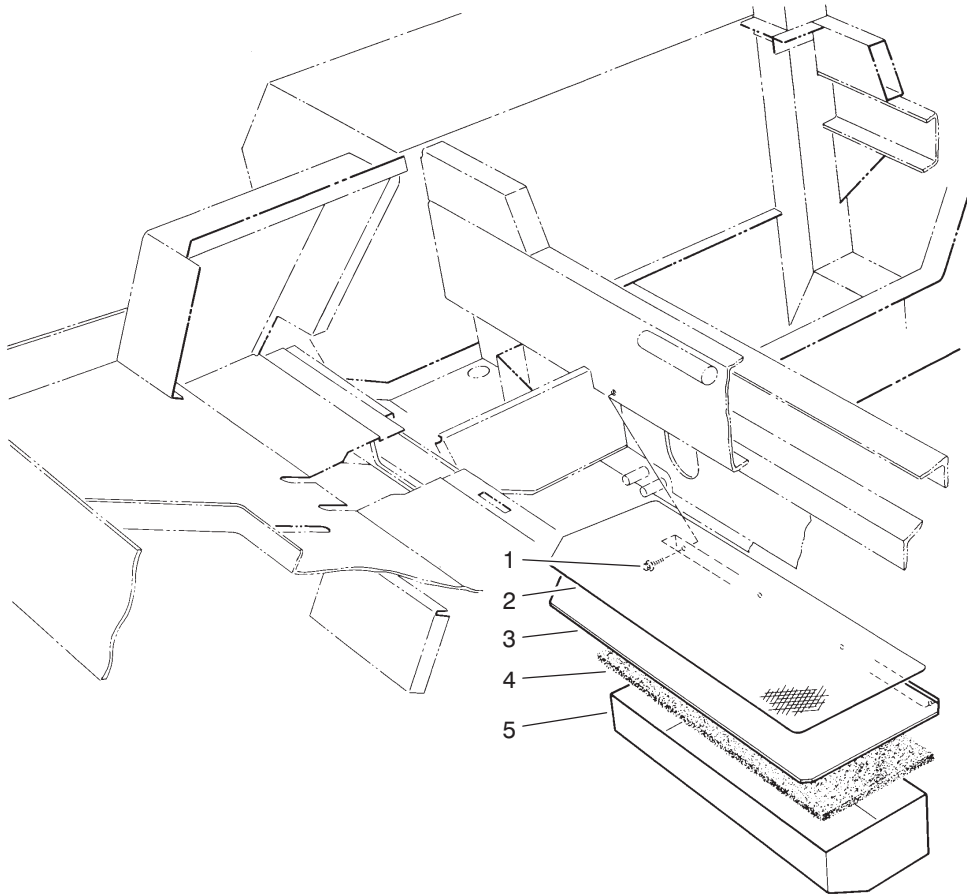


T-0351-2

## Traction Pedal and Cruise Control Assembly

Ref. No.	Part No.	Qty.	Description
1	3217-7	1	Nut-Lock
2	3253-21	2	Washer-Lock
3	92-9701	1	Shaft-Control, Cruise
4	32149-2	4	Nut-Keps
5	100-8016	1	Field Core Coil ASM
6	321-3	4	Screw-HH
9	99-5348	1	Plate-Clutch
10	43-6320	1	Collar-Locking
11	69-9390	1	Shaft-Pedal
12	3234-14	1	Screw-HH
13	32128-20	1	Nut-HHF
14	69-9030	1	Post-Device, Neutral
15	23-2270	1	Bushing-Rubber
16	74-2700-03	1	Rod-Control
17	3256-6	1	Washer-Flat
18	3272-10	1	Pin-Cotter
19	3220-5-01	1	Nut-Jam
20	21-0141-03	1	Joint-Ball
21	3220-3	2	Nut-Jam
23	3272-7	2	Pin-Cotter
24	99-5347-01	1	Pedal-Traction
25	71-0440	1	Abrasive-Pedal, Front
26	3245-32	1	Screw-Set
27	43-6200	1	Spring-Compression
28	256-273	1	Bushing-Flange
29	71-0450	1	Abrasive-Pedal, Rear

Ref. No.	Part No.	Qty.	Description
30	256-156	2	Bushing-Flange
31	323-6	1	Screw-HH

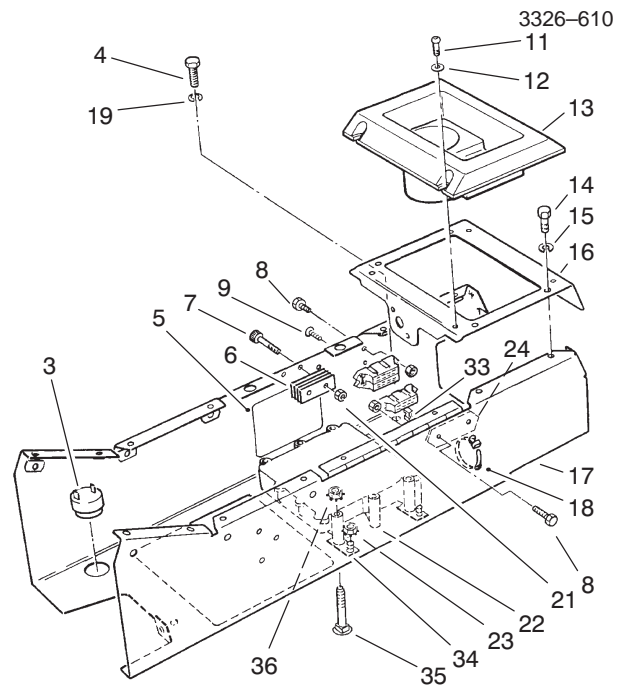
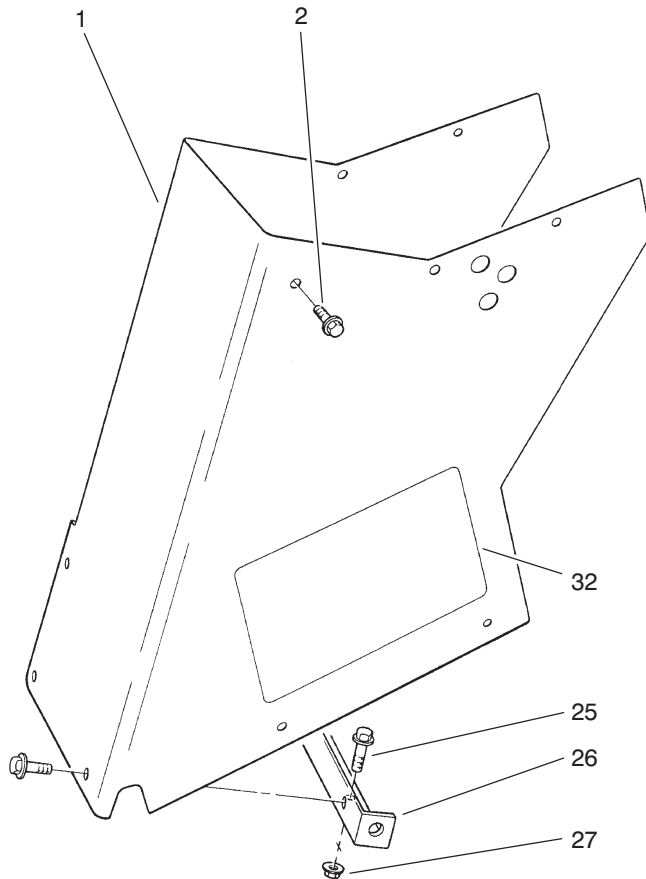


T-0876-1

## Tool Box Assembly

Ref. No.	Part No.	Qty.	Description
1	3234-14	4	Screw-HFH
2	71-0410	1	Cover-Abrasive
3	69-8080-01	1	Cover-Box, Tool
4	69-9430	1	Foam-Box, Tool
5	69-8110-03	1	Box-Tool

Ref. No.	Part No.	Qty.	Description



T-0340-3

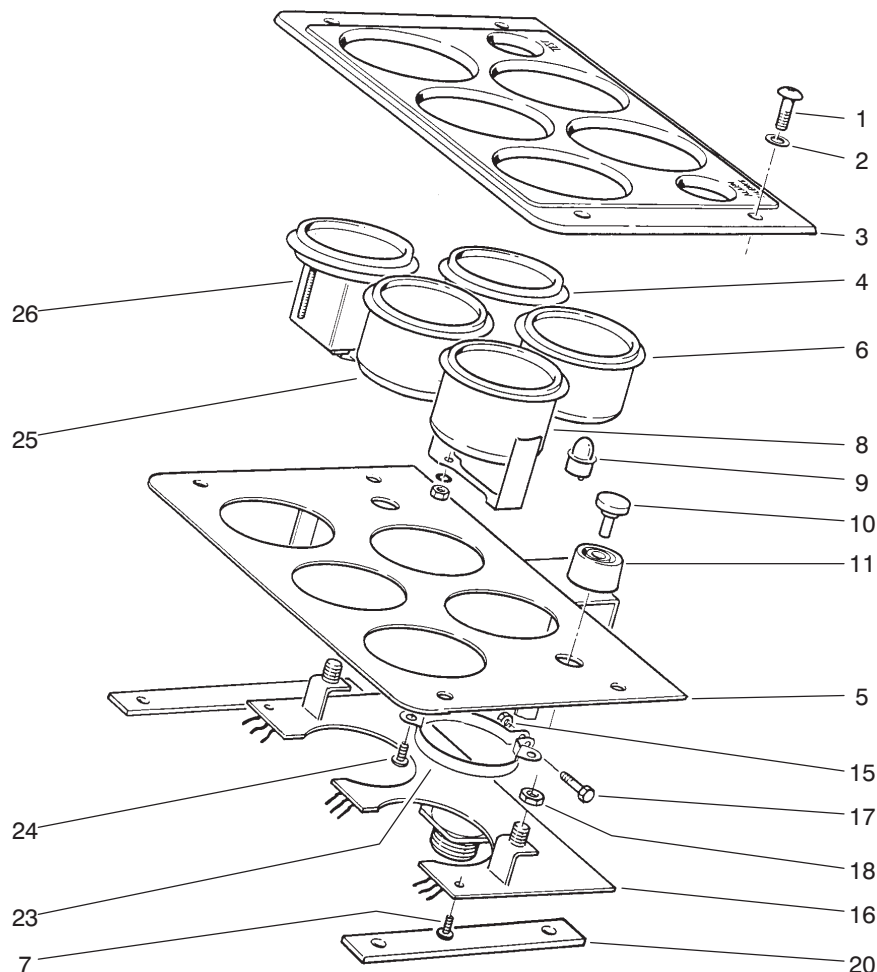
## Control Box Assembly

Ref. No.	Part No.	Qty.	Description
1	69-9560-01	1	Housing-Control
2	3234-7	11	Screw-HWH
3	80-9330	1	Alarm-Audio
4	323-4	4	Screw-HH
5	98-1487	1	Decal-Fuse
6	69-6260	1	Magnet
7	32105-12	2	Screw-HSH
8	32105-13	4	Screw-HH
11	3290-133	4	Screw-Head, Round
12	3256-22	4	Washer-Flat
13	69-7040	1	Holder-Cup
14	321-3	4	Screw-HH
15	3253-3	4	Washer-Lock
16	71-2430-03	1	Plate-Rear
17	71-4130	1	Support-Control
18	3290-378	2	Tie-Cable
19	3253-21	4	Washer-Lock
21	3296-2	6	Nut-Lock
22	92-5720	1	Controller
23	32149-7	3	Nut-Keps
24	67-7160	4	Block-Fuse
25	3234-14	2	Screw-HH
26	69-8210-03	1	Support-Cover
27	32128-20	2	Nut-HHF
32	99-4416	1	Decal-Service

Ref. No.	Part No.	Qty.	Description
32	95-0832	1	Decal-Service (Europe)
33	218-581	6	Fuse-15A
34	92-8661	3	Tab
35	3229-8	3	Bolt-CARR
36	32149-2	3	Nut-Keps
37	85-4491	1	Holder-Indicator, Light (Incl. Ref. #38-40)
38	219-19	1	Bulb
39	3220-24	1	Nut-Hex
40	3254-6	1	Washer-Lock, Int. Tooth
*		1	Wire Harness ASM (Incl. Ref. #24)
*	218-573	1	Fuse-5A
*	3290-378	25	Tie-Cable

\* Not Illustrated

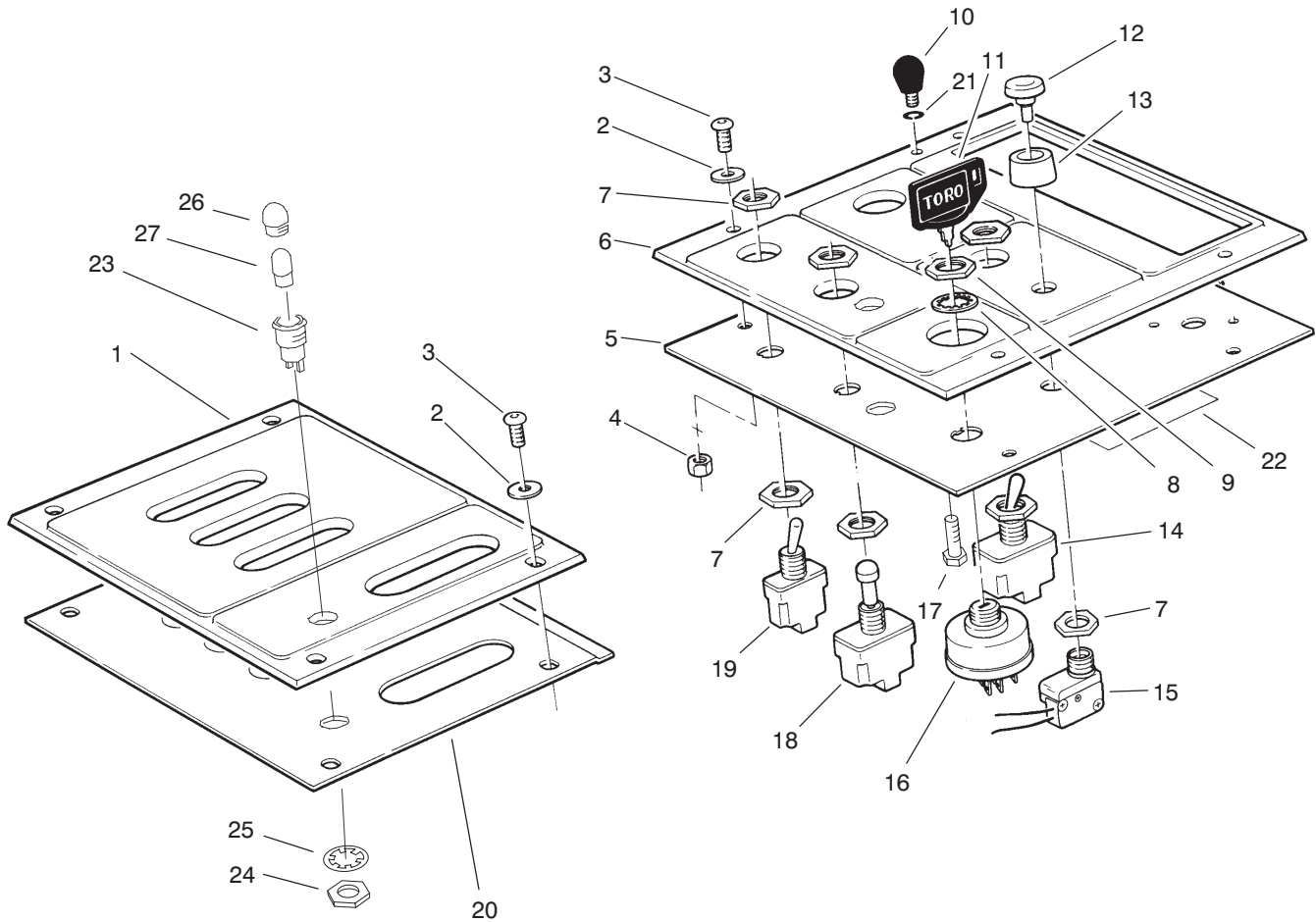




T-1448-1

## Upper Control Panel Assembly

Ref. No.	Part No.	Qty.	Description	Ref. No.	Part No.	Qty.	Description
1	3290-133	4	Screw-Head, Round				
2	3256-23	4	Washer				
3	95-0827	1	Panel				
4	71-4210	1	Cluster-Light, Warning				
5	86-7410-03	1	Plate-Gage				
6	71-4200	1	Cluster-Light, Warning				
7	32104-16	4	Screw-Tapping				
8	63-7430	1	Gauge-Temperature				
9	219-17	8	Bulb-Light				
10	43-6280	2	Button				
11	43-6420	2	Bezel				
15	3296-2	2	Nut-Lock				
16	92-1771	1	Board-Instrument				
17	32105-1	2	Screw-HH				
18	218-498	2	Nut				
20	71-4250-03	2	Spacer				
23	69-4780	2	Clamp-Gauge				
24	32144-19	4	Screw-Head, Round				
25	66-2940	1	Gauge-Fuel				
26	66-2950	1	Hourmeter				

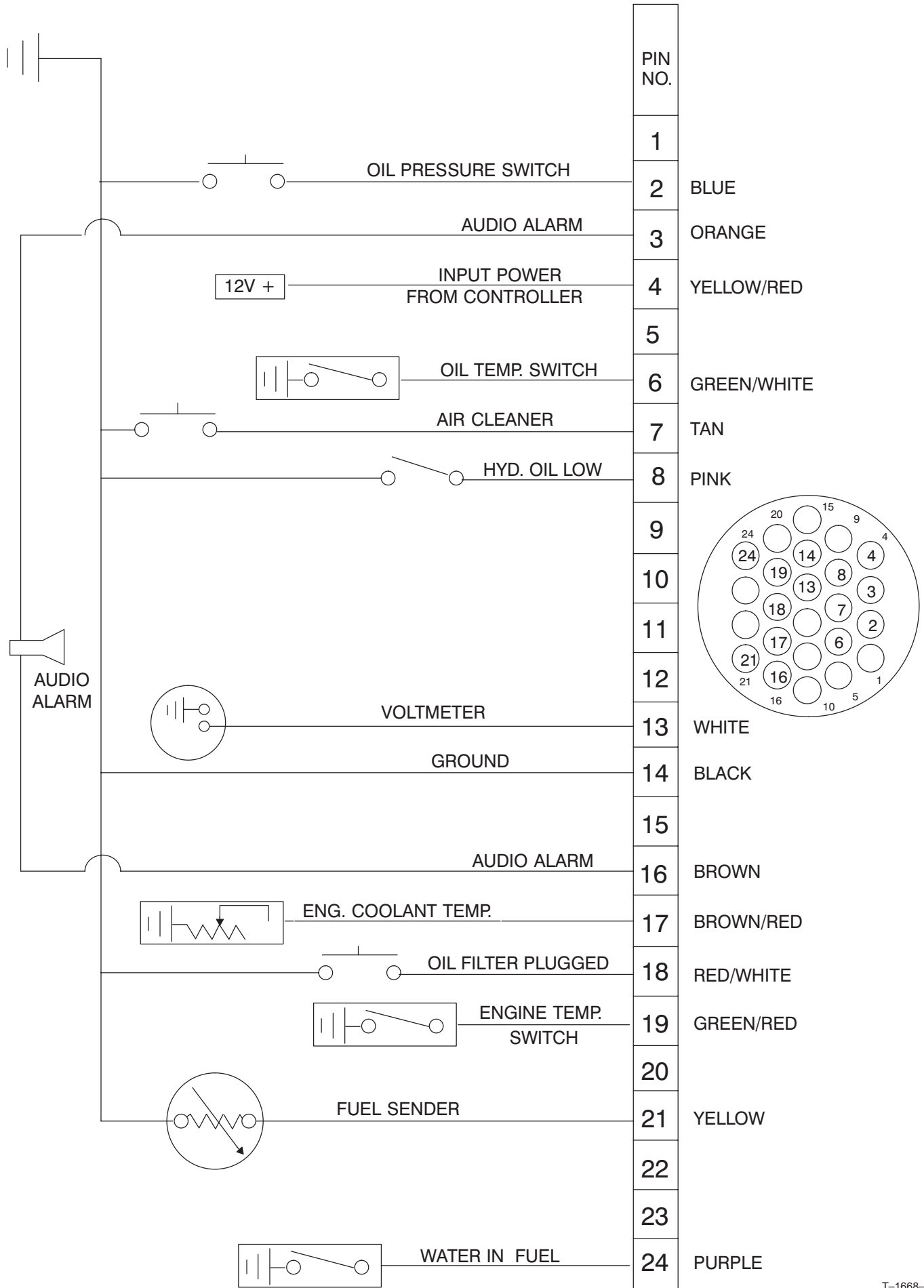


## Lower Control Panel Assembly

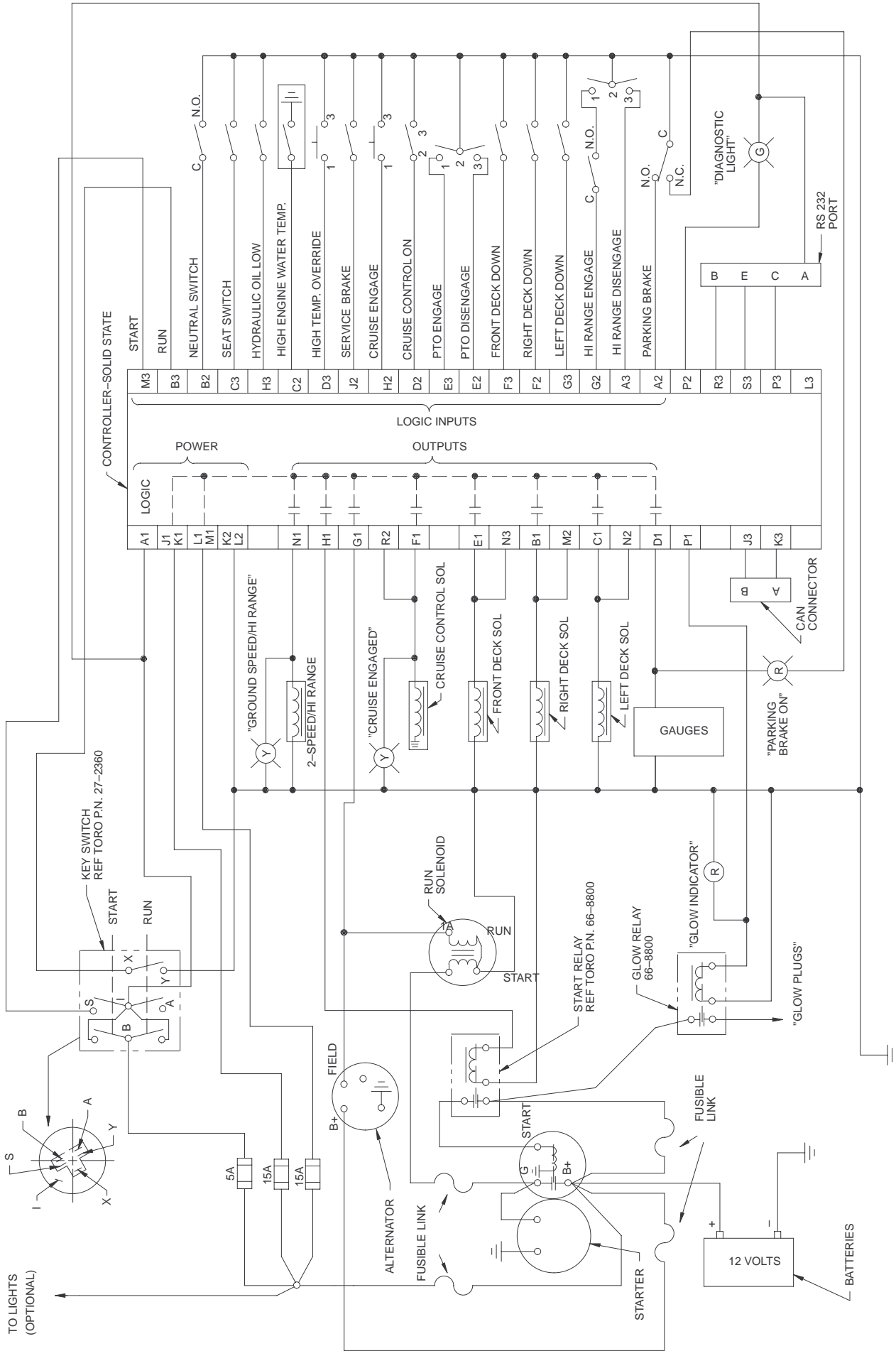
Ref. No.	Part No.	Qty.	Description
1	100-3394	1	Panel-Lever
2	3256-22	8	Washer-Flat
3	3290-133	8	Screw-Head, Round
4	3296-42	4	Nut-Lock
5	100-3392-03	1	Plate-Control
6	100-3395	1	Panel-Control
7	218-498	10	Nut-Hex
8	218-447	1	Washer-Lock
9	218-446	1	Nut-Hex
10	233-66	1	Knob
11	63-8360	1	Key-Ignition
12	43-6280	2	Button
13	43-6420	2	Bezel
14	69-9740	1	Switch-Toggle (Incl. Ref. #7)
15	72-9760	2	Switch (Incl. Ref. #7, 12 & 13)
16	99-2319	1	Switch-Ignition (Incl. Ref. #8 & 9)
17	3290-392	1	Screw-HH
18	69-9730	1	Switch-Toggle (Incl. Ref. #7)
19	71-4170	1	Switch-Toggle (Incl. Ref. #7)
20	100-3393-03	1	Plate-Lever
21	3253-15	A/R	Washer-Lock

Ref. No.	Part No.	Qty.	Description
22	95-0831	1	Decal-Fuse
23	44-2210	1	Kit-Light (Incl. Ref. #24-27)
24	218-535	1	Nut-Hex
25	218-536	1	Washer-Lock
26	218-533	1	Lens-Red
27	93-7480	1	Bulb-LED

# Electrical Schematic

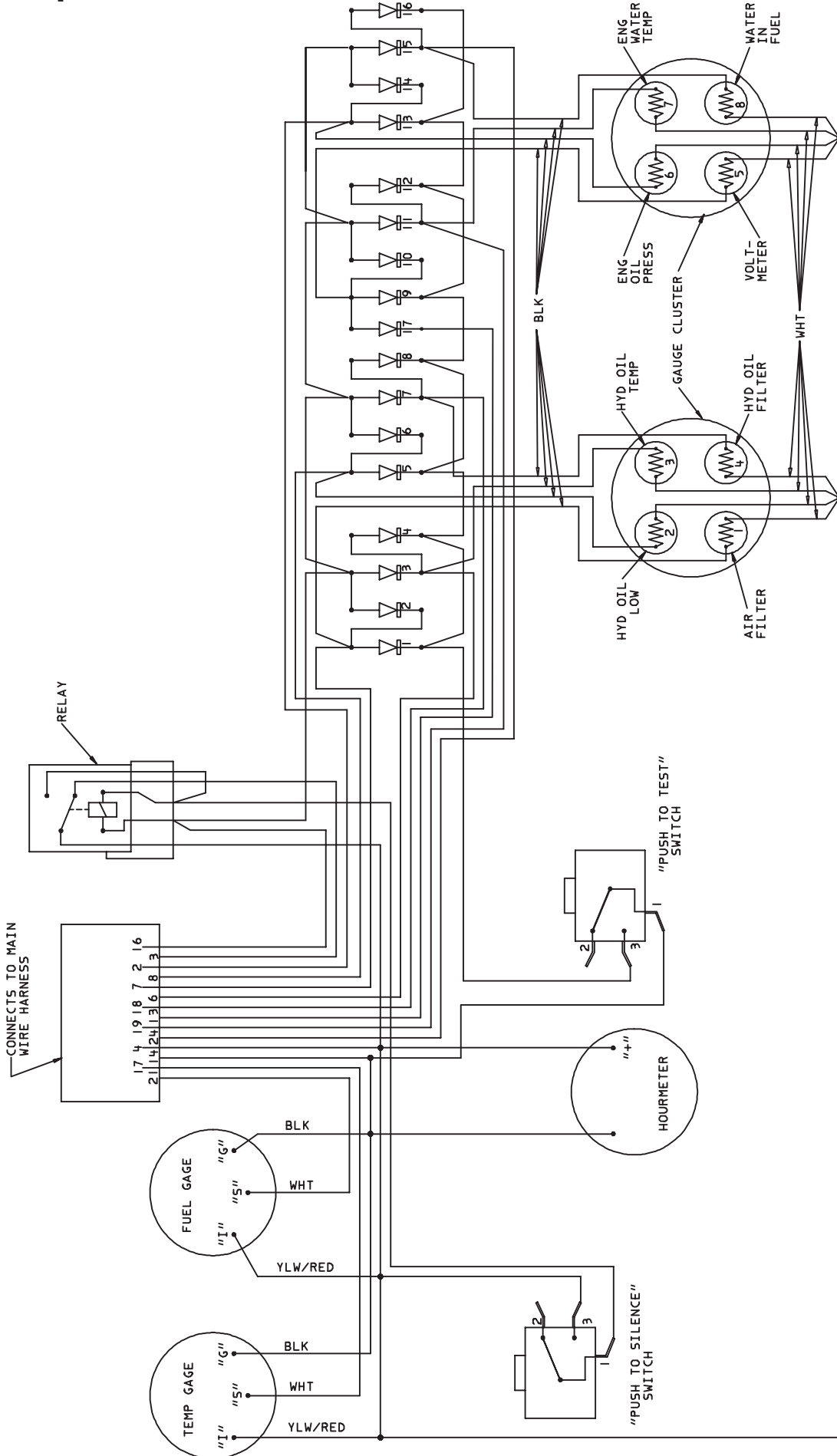


# Controller Electrical Schematic

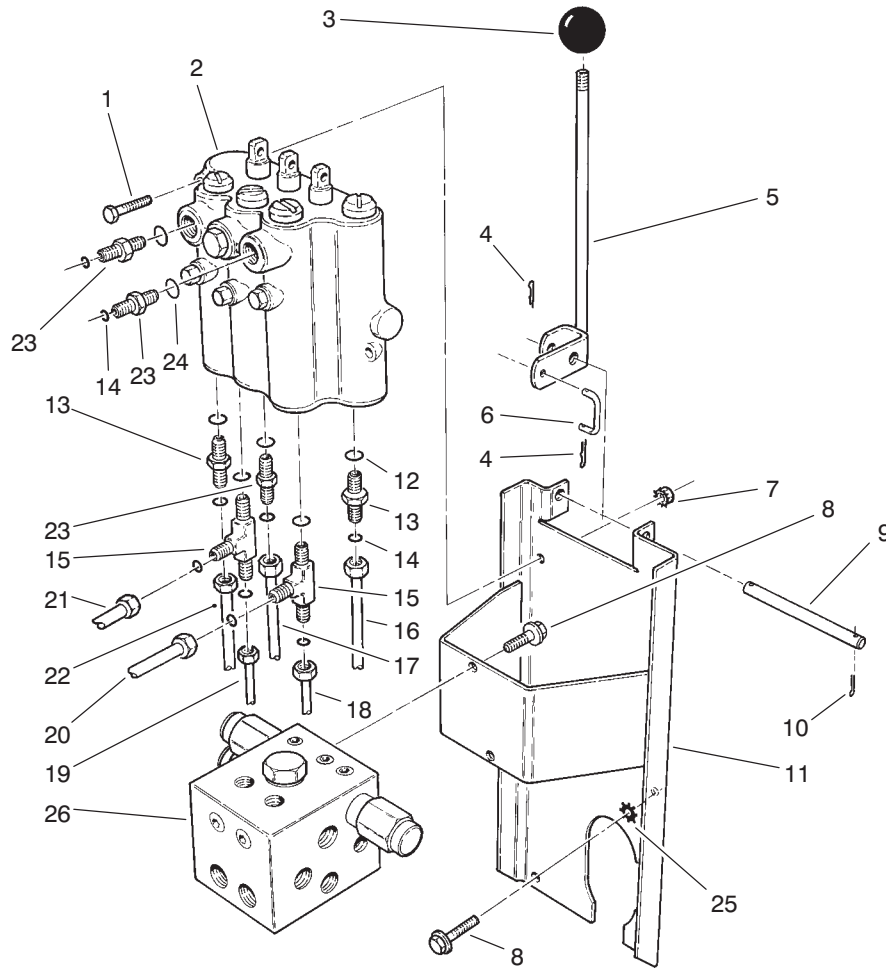


CONNECTION DIAGRAM

# Operators Control Panel Electrical Schematic







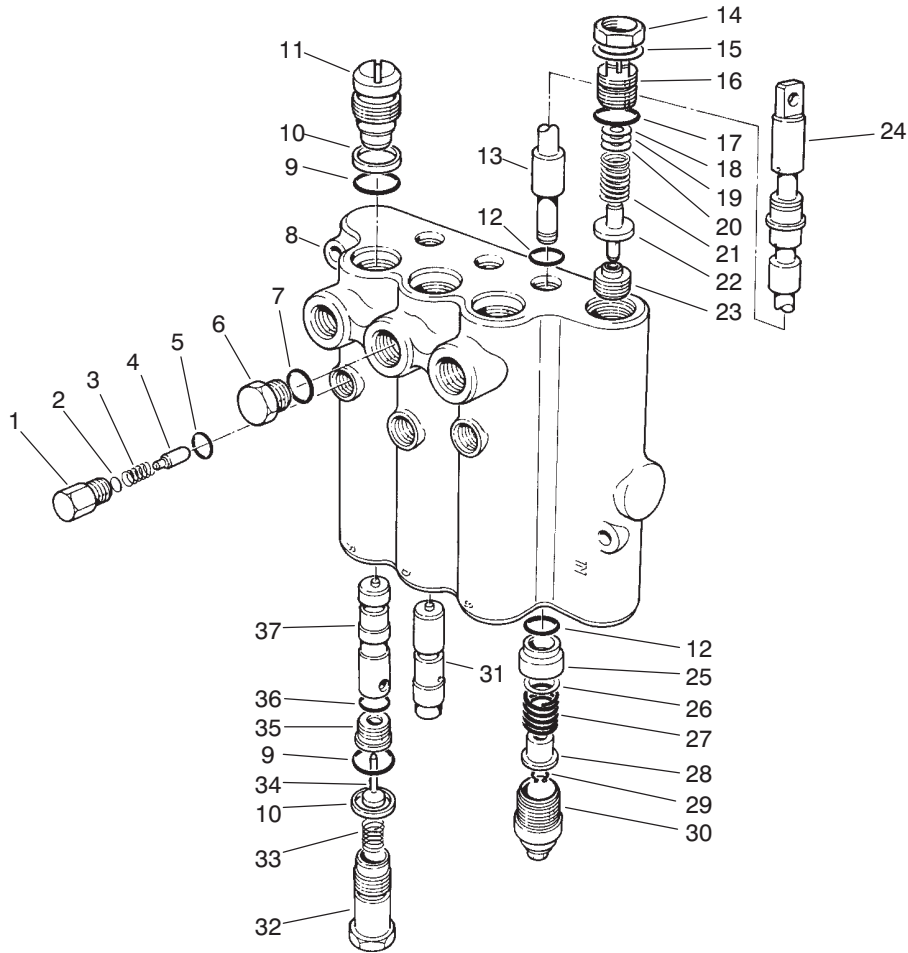
T-0355-1

## Lift Valve Installation Assembly

Ref. No.	Part No.	Qty.	Description
1	321-10	2	Screw-HH
2	69-1780	1	Lift Valve ASM
3	233-42	3	Knob
4	3272-1	6	Pin-Cotter
5	69-7010	1	Lever-Valve, LH
*	69-6990	1	Lever-Valve, Middle
*	69-7000	1	Lever-Valve, RH
6	69-9140	3	Link-Lever, Valve
7	32149-2	2	Nut-Keps
8	3234-14	6	Screw-HFH
9	69-9150	1	Shaft-Lever, Valve
10	3272-6	2	Pin-Cotter
11	69-7810-03	1	Bracket-Valve
12	237-79	2	O-Ring
13	340-3	2	Fitting-Straight, Hydraulic (Incl. Ref. #12 & 14)
14	237-22	9	O-Ring
15	340-86	2	Fitting-Tee, Hydraulic (Incl. Ref. #14 & 24)
16	69-5860	1	Tube-Hydraulic
17	69-5720	1	Tube-Hydraulic
18	69-5700	1	Tube-Hydraulic
19	69-5740	1	Tube-Hydraulic
20	69-5680	1	Tube-Hydraulic
21	69-5890	1	Tube-Hydraulic

Ref. No.	Part No.	Qty.	Description
22	69-5870	1	Tube-Hydraulic
23	340-2	3	Fitting-Straight, Hydraulic (Incl. Ref. #14 & 24)
24	237-42	5	O-Ring
25	3254-6	1	Washer-Lock
26	95-5907	1	Counterbalance Manifold ASM

\* Not Illustrated



T-0379-1

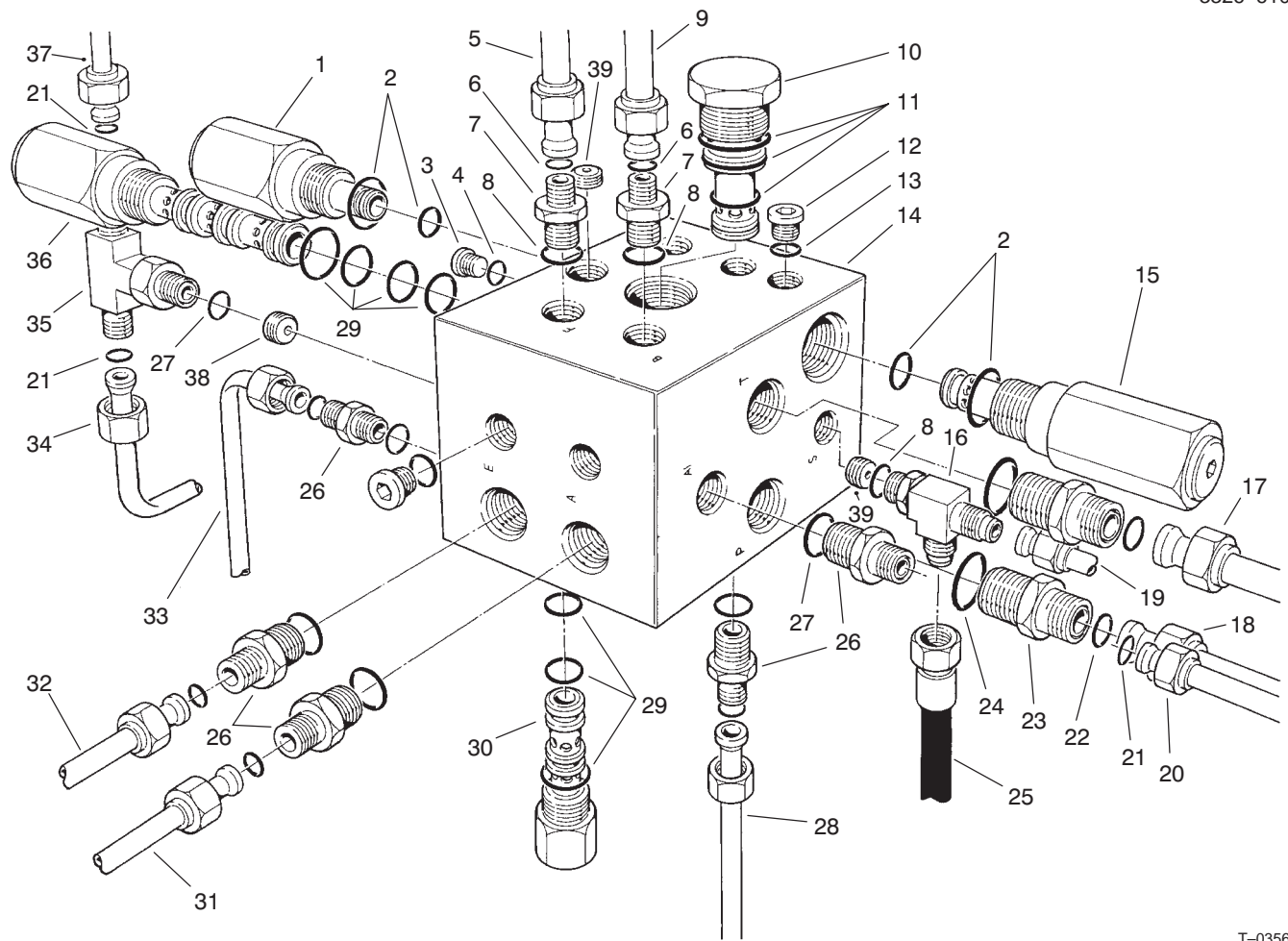
## Lift Valve Assembly No. 69-1780

Ref. No.	Part No.	Qty.	Description
1	58-6780	3	Plug ASM (Incl. Ref. #5)
2	60-6450	A/R	Disc
3	58-6760	3	Spring
4	58-6770	3	Plunger-Detent
5	58-6790	3	O-Ring
6	58-6710	1	Plug ASM (Incl. Ref. #7)
7	58-6720	1	O-Ring
†8		1	Body
9	60-5720	6	O-Ring
10	58-6370	6	Washer-Back-Up
11	58-6350	3	Plug ASM (Incl. Ref. #9-10)
12	58-6450	6	O-Ring
†13		3	Spool
14		1	Nut-Lock
15		1	Washer
16	69-1830	1	Plug ASM (Incl. Ref.#14, 15 & 17)
17	58-6750	1	O-Ring
18	58-6470	A/R	Washer
19	58-6480	A/R	Washer
20	58-6490	A/R	Washer
21	69-1820	1	Spring-Black
22	58-6440	1	Poppet

Ref. No.	Part No.	Qty.	Description
†23		1	Seat
24	58-6320	3	Wiper-Seal
25	58-6400	3	Bushing
26	58-6700	3	Washer
27	58-6730	3	Spring
28	58-6310	3	Spacer
29	58-6460	3	Ring-Retaining
30	58-6420	3	Cap ASM
31	69-1840	1	Plunger
32	69-1800	3	Plug ASM (Incl. Ref. #9-10)
33	69-1810	3	Spring
34	58-6290	3	Poppet ASM
35	58-6330	3	Seat ASM (Incl. Ref. #36)
36	58-6340	3	O-Ring
37	69-1790	2	Plunger
*	60-3780	1	Kit-Seal (Incl. Ref. #5, 7, 9, 10,12,17, 24, 29, 34, & 36)

\* Not Illustrated

† Not Serviceable Separately



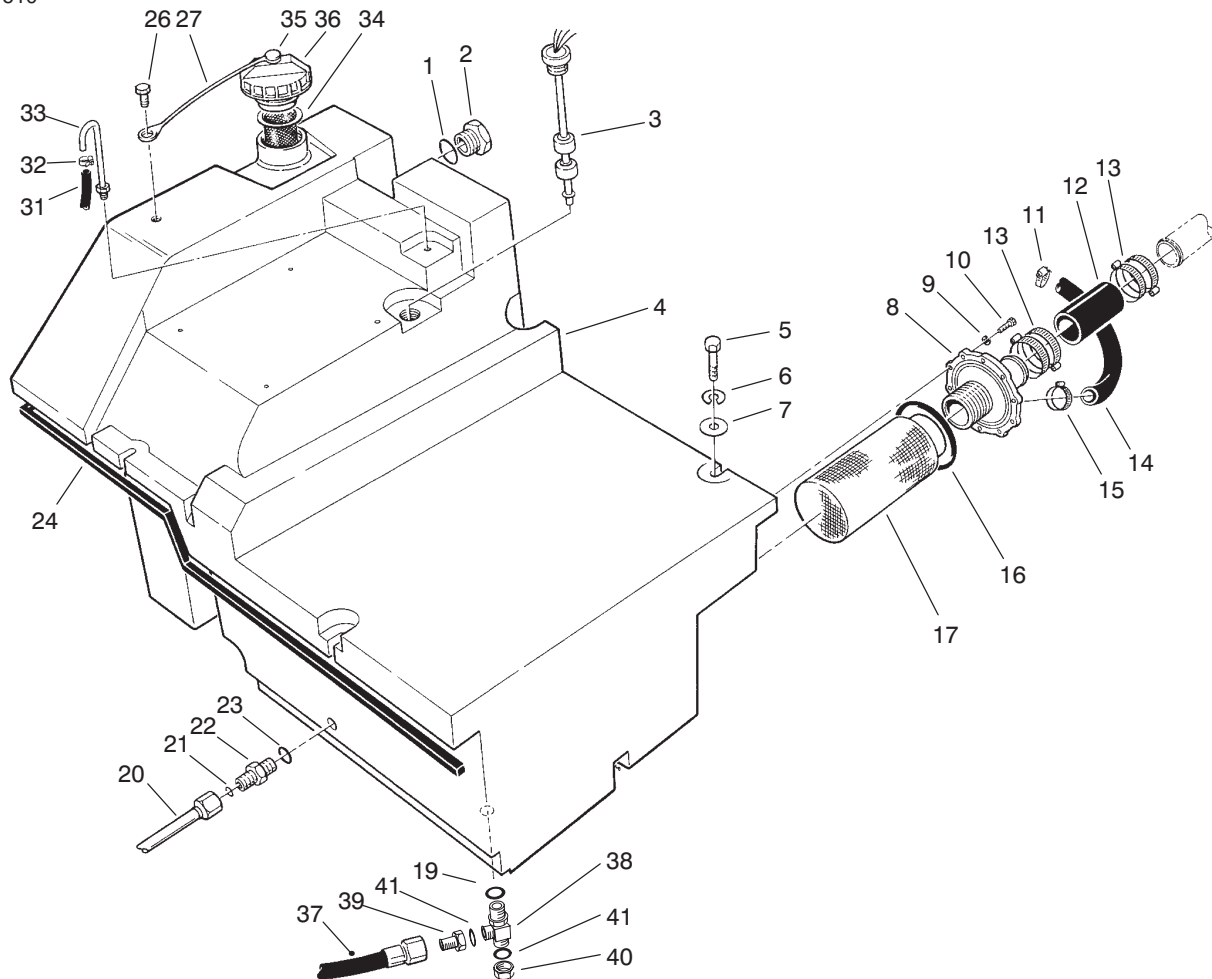
T-0356-2

## Counterbalance Manifold Assembly

Ref. No.	Part No.	Qty.	Description	Ref. No.	Part No.	Qty.	Description
1	95-5630	1	Valve-Cartridge, Hydraulic (Incl. Ref. # 2)	16	353-566	1	Tee-Hydraulic (Incl. Ref. #8)
2	95-5645	2	Kit-Seal	17	92-4967	1	Tube-Hydraulic
3	353-990	2	Plug-Hose (Incl. Ref. #4)	18	69-5850	1	Tube-Hydraulic
4	237-78	2	O-Ring	19	69-5910	1	Tube-Hydraulic
5	69-5890	1	Tube-Hydraulic	20	69-5710	1	Tube-Hydraulic
6	237-21	2	O-Ring	21	237-22	7	O-Ring
7	340-92	2	Fitting-Hydraulic Straight (Incl. Ref. #6 & 8)	22	237-30	2	O-Ring
8	237-78	3	O-Ring	23	340-4	2	Fitting-Straight, Hydraulic (Incl. Ref. #22 & 24)
9	69-5680	1	Tube-Hydraulic	24	237-79	2	O-Ring
10	95-5634	1	Valve-Cartridge, Hydraulic (Incl. Ref. #11)	25	93-7192	1	Hose-Hydraulic, Diagnostic
11	95-5641	1	Kit-Seal	26	340-2	5	Fitting-Straight, Hydraulic (Incl. Ref. #21 & 27)
12	353-991	8	Plug-Hole (Incl. Ref. #13)	27	237-42	6	O-Ring
13	237-156	8	O-Ring	28	69-5870	1	Tube-Hydraulic
14	69-4070	1	Manifold-Balance, Counter	29	95-5642	3	Kit-Seal
15	95-5632	1	Valve-Cartridge, Hydraulic (Incl. Ref. #2)	30	95-5633	2	Valve-Cartridge, Hydraulic (Incl. Ref. #29)
				31	69-5820	1	Tube-Hydraulic
				32	69-5830	1	Tube-Hydraulic
				33	69-5730	1	Tube-Hydraulic





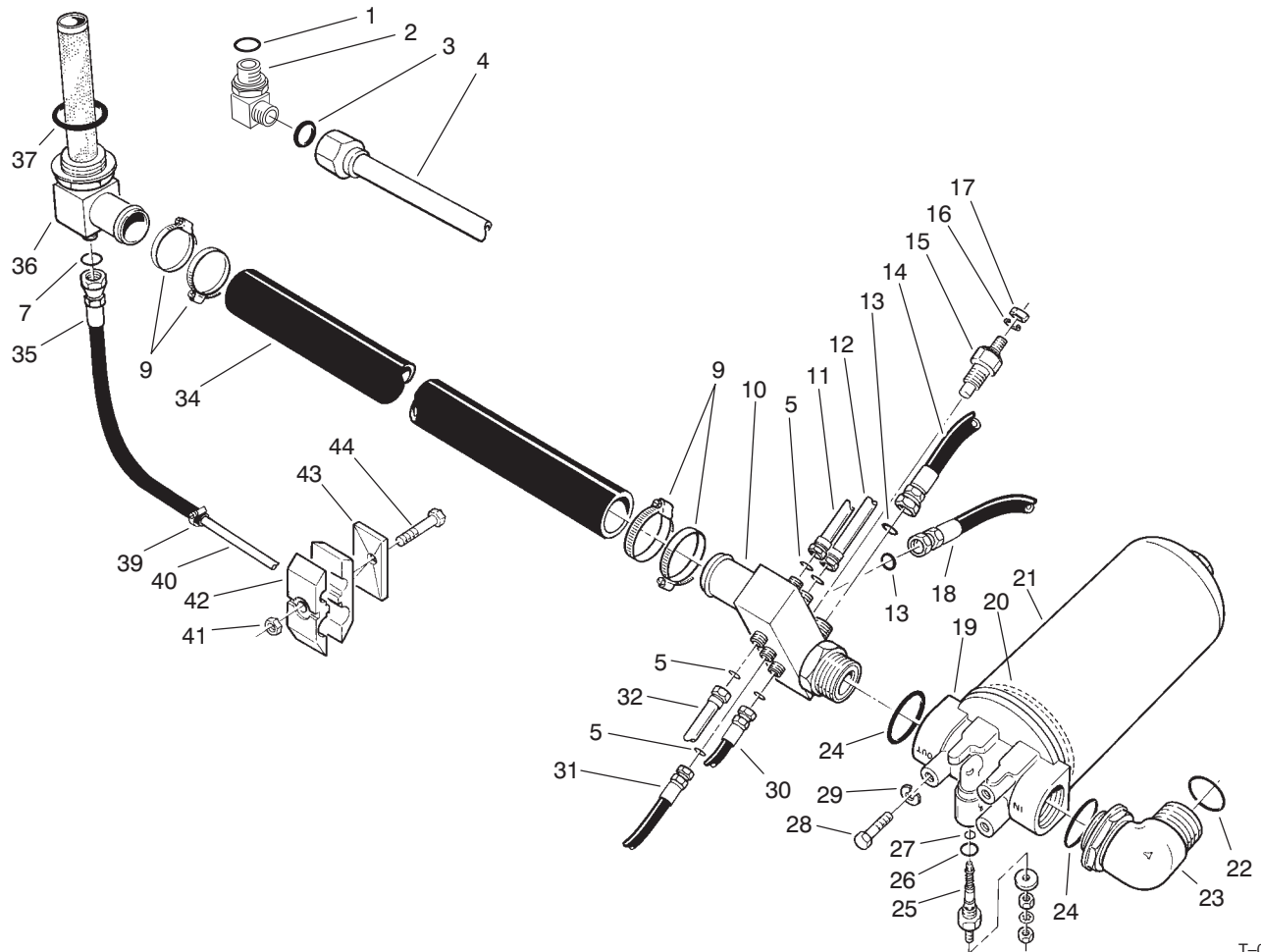


T-0354-3

## Hydraulic Tank Assembly

Ref. No.	Part No.	Qty.	Description
1	237-81	1	O-Ring
2	69-1170	1	Gauge-Sight (Incl. Ref. #1)
3	85-6260	1	Unit-Sensing, Level
4	94-1893	1	Tank-Hydraulic
5	323-10	4	Screw-HH
6	3253-21	4	Washer-Lock
7	5-3177	4	Washer-Flat
8	69-1610	1	Adapter-Hose, Suction
9	3253-3	10	Washer-Lock
10	321-5	10	Screw-HH
11	2412-34	1	Clamp-Hose
12	69-5640	1	Hose-Suction
13	2412-42	4	Clamp-Hose
14	94-1892	1	Hose-Suction, Auxiliary
15	2412-3	1	Clamp-Hose
16	237-157	1	O-Ring
17	69-1650	1	Screen-Suction
19	237-80	1	O-Ring
20	69-5800	1	Tube-Hydraulic
21	237-22	2	O-Ring
22	340-3	1	Fitting-Straight, Hydraulic (Incl. Ref. #21 & 23)
23	237-79	1	O-Ring

Ref. No.	Part No.	Qty.	Description
24	68-7571	1	Strip-Sealing
26	321-2	1	Screw-HH
27	75-0540	1	Tether-Cap, Reservoir
31	71-2680	1	Hose-Vent
32	2412-108	1	Clamp-Hose
33	69-4280	1	Tube-Vent, Hydraulic
34	61-2790	1	Filler-Screen
35	2410-73	1	Pin-Tether
36	93-3103	1	Cap-Hydraulic (Incl. Ref. #27 & 35)
37	92-4970	1	Hose-Hydraulic
38	340-22	1	Fitting-Tee (Incl. Ref. #19 & 41)
39	98-7067	1	Fitting-Reducer
40	340-150	1	Cap-Hydraulic
41	237-65	2	O-Ring



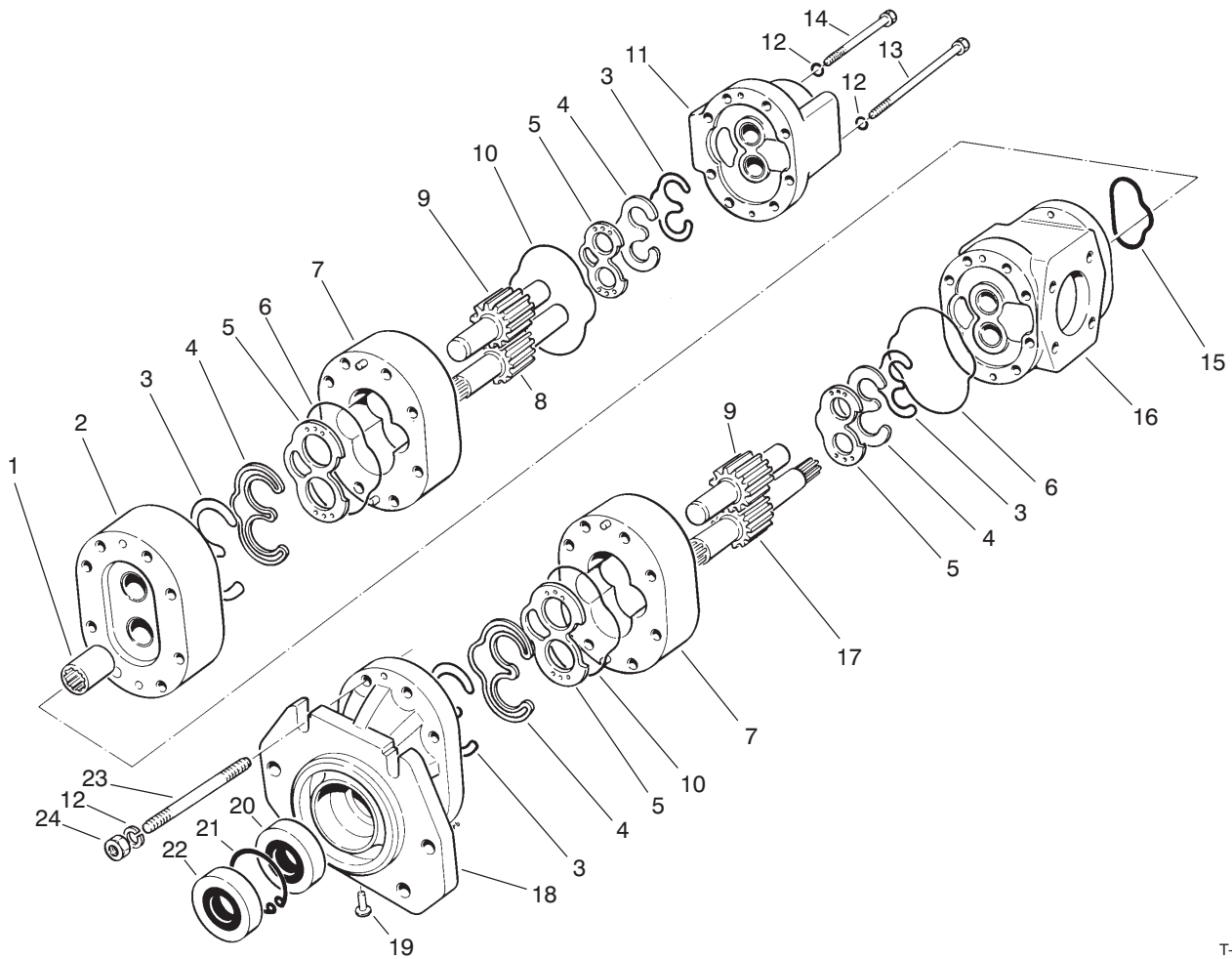
T-0367-2

## Hydraulic Filter Assembly

Ref. No.	Part No.	Qty.	Description
1	237-80	1	O-Ring
2	340-17	1	Fitting-Hydraulic, 90° (Incl. Ref. #1 & 3)
3	237-65	1	O-Ring
4	92-4807	1	Tube-Hydraulic
5	237-22	3	O-Ring
7	237-58	1	O-Ring
9	2412-92	4	Clamp-Hose
10	69-5410	1	Manifold-Return (Incl. Ref. #5, 13 & 24)
11	69-6000	1	Tube-Hydraulic (Incl. Ref. #5)
12	69-5990	1	Tube-Hydraulic (Incl. Ref. #5)
13	237-30	2	O-Ring
14	69-5460	1	Hose-Hydraulic
15	39-7593	1	Unit-Sending, Temp.
16	3253-2	1	Washer-Lock
17	3219-14	1	Nut-Hex
18	69-5650	1	Hose-Hydraulic
19	69-1700	1	Hydraulic Filter ASM (Incl. Ref. #20, 21 & 25-27)
20	237-155	1	O-Ring
21	69-1720	1	Element-Filter (Incl. Ref. #20)

Ref. No.	Part No.	Qty.	Description
22	340-65	1	O-Ring
23	340-79	1	Fitting-Hydraulic, 90° (Incl. Ref. #22 & 24)
24	237-101	2	O-Ring
25	69-1710	1	Indicator-Filter (Incl. Ref. #26 & 27)
†26		1	O-Ring
†27		1	O-Ring
28	323-4	3	Screw-HH
29	3253-21	3	Washer-Lock
30	69-5440	1	Hose-Hydraulic
31	69-8440	1	Hose-Hydraulic
32	69-5950	1	Tube-Hydraulic
34	74-2660	1	Hose-Return, Hydraulic
35	92-2352	1	Hose-Hydraulic
36	92-2351	1	Fitting-Return, Tank (Incl. Ref. #7 & 37)
37	340-136	1	O-Ring
39	2412-129	1	Clamp-Hose
40	92-1742	1	Tube-Hydraulic
41	32152-1	3	Nut-Lock
42	56-7978	6	Clamp Half-Hydraulic Line
43	69-9761	3	Plate-Cover
44	322-12	3	Screw-HH

† Not Serviceable Separately



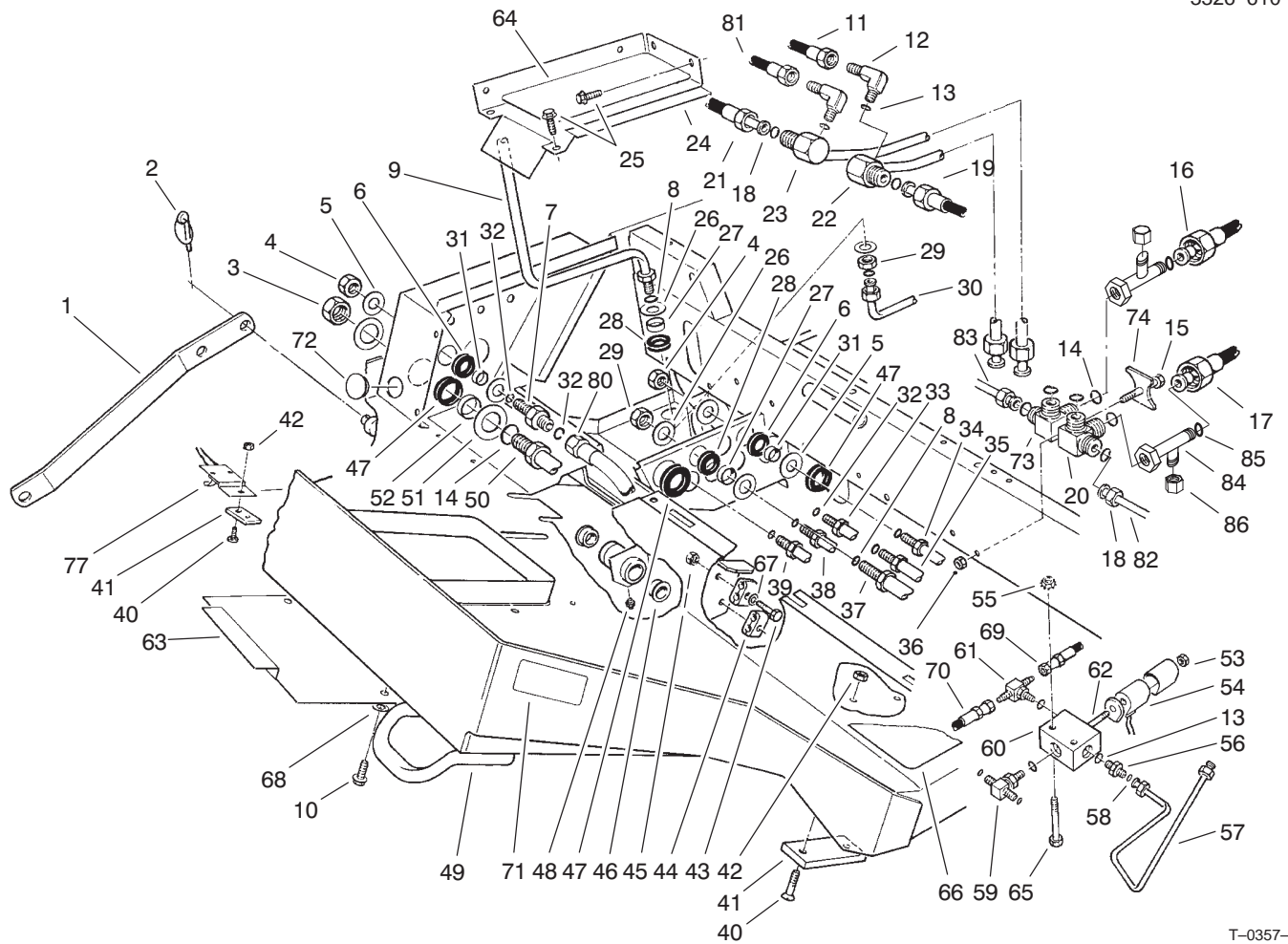
T-0382-1

## Double Gear Pump No. 69-2050-03

Ref. No.	Part No.	Qty.	Description
1	69-2110	1	Coupling
2	69-2170	1	Adapter Section ASM
3	59-7990	4	Seal-Gland
4	59-8470	4	Retainer-Seal
5	69-2070	4	Plate-Flex
6	69-2200	2	O-Ring
7	69-2080	2	Center Section ASM
8	69-2090	1	Gear/Shaft-Drive, Rear
9	59-8600	2	Gear-Driven
10	69-2120	2	O-Ring
11	69-2100	1	Rear Cover ASM
12	59-7590	16	Washer-Lock
13	69-2150	4	Screw-HH
14	69-2140	4	Screw-HH
15	69-2210	1	O-Ring
16	69-2160	1	Port Section ASM
17	59-8500	1	Gear/Shaft-Drive, Front
18	69-2060	1	Shaft End Cover ASM
19	69-2130	1	Plug
20	59-8590	1	Seal-Shaft
21	59-8580	1	Ring-Retaining
22	59-8570	1	Seal-Shaft
23	59-7970	8	Stud-Threaded
24	59-7580	8	Nut-Hex

Ref. No.	Part No.	Qty.	Description
*	59-8610	1	Kit-Repair (Incl. Ref. #3, 4, 20 & 22)

\* Not Illustrated

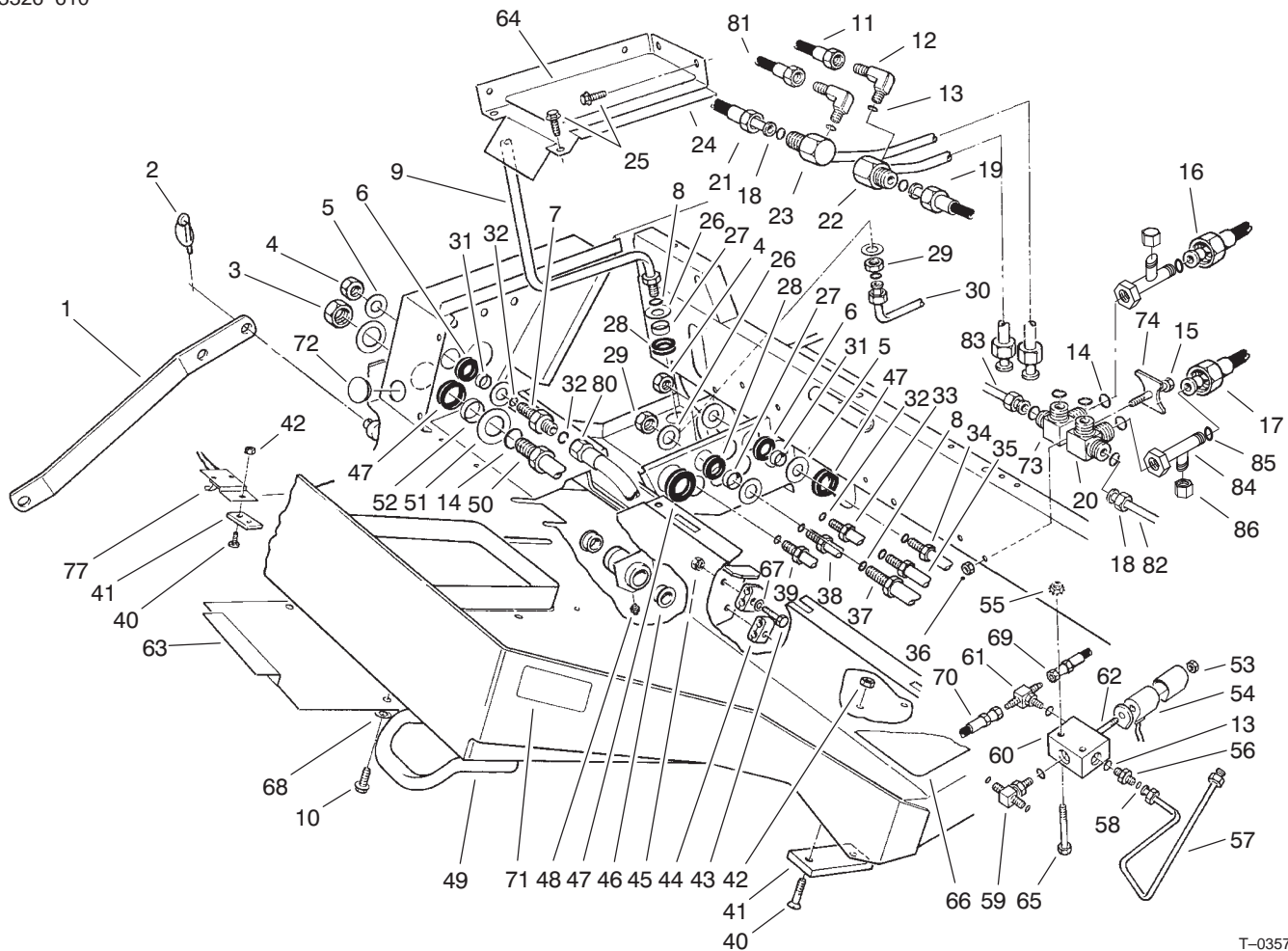


T-0357-2

## Frame Assembly

Ref. No.	Part No.	Qty.	Description
1	85-6190-01	1	Link-Tilt, Deck
2	3290-495	2	Pin-Lynch
3	340-126	2	Nut-Bulkhead
4	340-70	6	Nut-Bulkhead
5	69-8940	12	Washer
6	240-4	6	Grommet
7	340-71	1	Fitting-Bulkhead, Hydraulic (Incl. Ref. #32)
8	237-30	3	O-Ring
9	92-4967	1	Tube-Hydraulic (Incl. Ref. #8)
10	3234-28	2	Screw-HFH
11	93-7422	1	Hose-Hydraulic
12	353-375	2	Fitting-Hydraulic, 90° (Incl. Ref. #13)
13	237-78	5	O-Ring
14	237-58	4	O-Ring
15	3274-86	1	Screw-HSH
16	100-8014	1	Hose-Hydraulic
17	100-8015	1	Hose-Hydraulic
18	237-65	6	O-Ring
19	93-7177	1	LH Traction Tube ASM
20	83-8350	1	Fitting-Traction, LH (Incl. Ref. #14 & 18)
21	93-7178	1	RH Traction Tube ASM

Ref. No.	Part No.	Qty.	Description
22	69-6200	1	Tube-Hydraulic (Incl. Ref. #18)
23	69-6190	1	Tube-Hydraulic (Incl. Ref. #18)
24	71-2450-01	1	Cover-Access
25	3234-14	4	Screw-HFH
26	69-8930	4	Washer
27	69-8960	2	Spacer
28	240-5	2	Grommet
29	340-127	2	Nut-Bulkhead
30	85-6150	1	Tube-Hydraulic
31	69-8970	6	Spacer
32	237-22	7	O-Ring
33	69-6050	1	Tube-Hydraulic (Incl. Ref. #32)
34	69-6040	1	Tube-Hydraulic (Incl. Ref. #32)
35	69-6030	1	Tube-Hydraulic (Incl. Ref. #32)
36	32152-1	1	Nut-Lock
37	69-5790	1	Tube-Hydraulic (Incl. Ref. #8)
38	69-6060	1	Tube-Hydraulic (Incl. Ref. #32)
39	93-7426	1	Tube-Hydraulic (Incl. Ref. #32)



T-0357-2

## Frame Assembly (Continued)

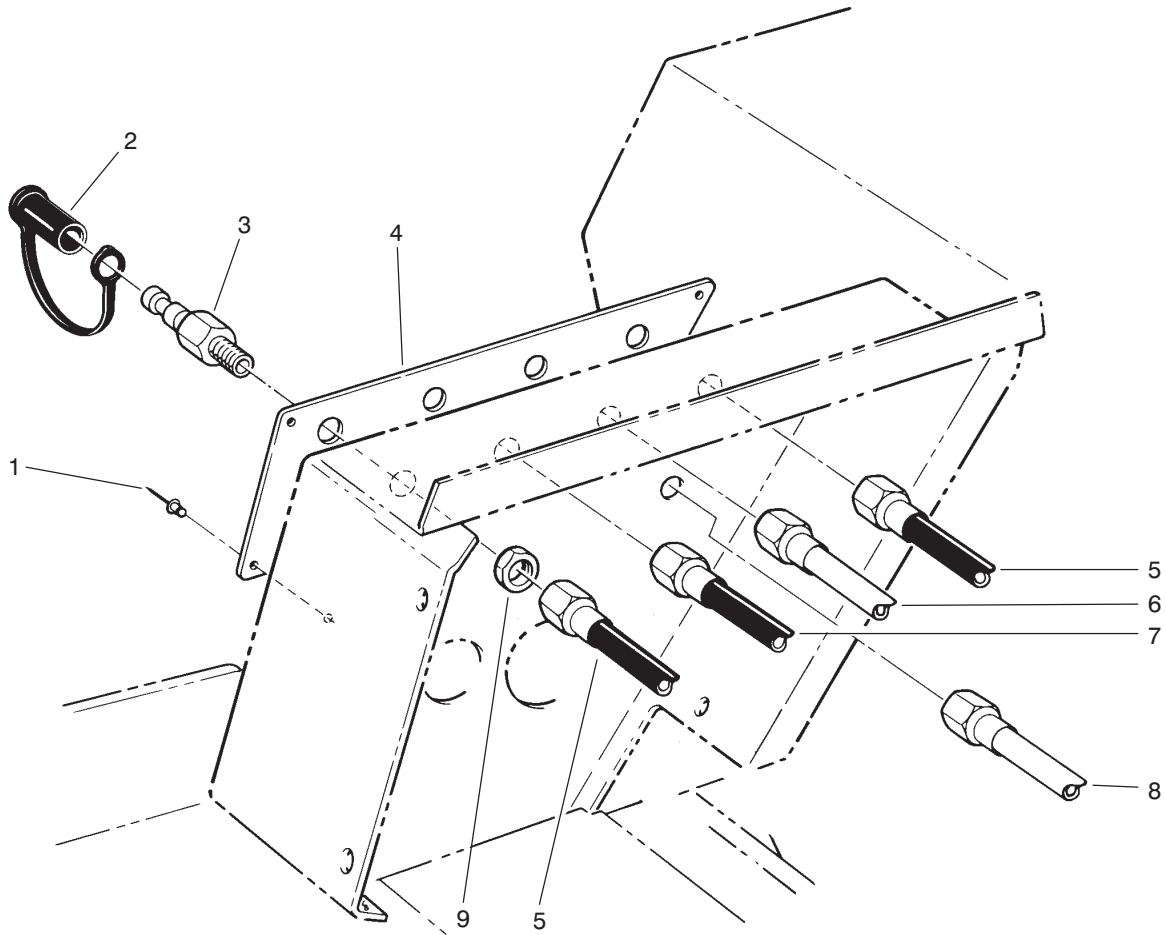
Ref. No.	Part No.	Qty.	Description
40	32108-103	4	Screw-Machine, FH
41	69-9300	2	Cushion-Rubber
42	32152-1	4	Nut-Lock
43	321-9	2	Screw-HH
44	56-7973	4	Clamp Half-Line, Hydraulic
45	32152-4	2	Nut-Lock
46	256-247	2	Bushing-Flange
47	240-7	4	Grommet
48	302-5	1	Fitting-Grease
49	69-0100-01	1	Frame ASM (Incl. Ref. #46 & 48)
50	69-6100	1	Tube-Pressure, Hydraulic (Incl. Ref. #14)
*	69-5810	1	Tube-Return, Hydraulic (Incl. Ref. #14)
51	69-8910	4	Washer
52	69-8900	2	Spacer
53	3220-4	1	Nut
54	92-3048	3	Kit-Coil, Solenoid
55	32149-2	2	Nut-Keps
56	340-92	1	Fitting-Hydraulic (Incl. Ref. #13 & 58)
57	69-5950	1	Tube-Hydraulic

Ref. No.	Part No.	Qty.	Description
58	237-21	3	O-Ring
59	340-125	1	Fitting-Hydraulic (Incl. Ref. #13 & 58)
†60		1	Body-Valve
61	93-9988	1	Fitting-Hydraulic (Incl. Ref. #13)
62	95-5638	1	Valve-Solenoid (Incl. Ref. #53)
63	69-9470-01	1	Cover-Access
64	71-0430	1	Cover-Abrasive
65	321-11	2	Screw-HH
66	71-0420	1	Floor-Abrasive
67	3256-56	2	Washer-Flat
68	3256-23	2	Washer-Flat
69	100-4150	1	Hose-Diagnostic
70	93-7193	1	Hose-Diagnostic
71	72-4080	2	Decal-Danger
72	2410-10	1	Plug-Button
73	83-8360	1	Fitting-Traction, RH
74	83-8370	1	Plate-Clamp
77	93-7038	1	Switch
80	92-4970	1	Hose-Hydraulic
81	93-7192	1	Hose-Diagnostic
82	83-4330	1	LH Traction Tube ASM
83	83-4340	1	RH Traction Tube ASM
*	95-5917	1	Kit-Seal, Valve

\* Not Illustrated

† Not Serviceable Separately



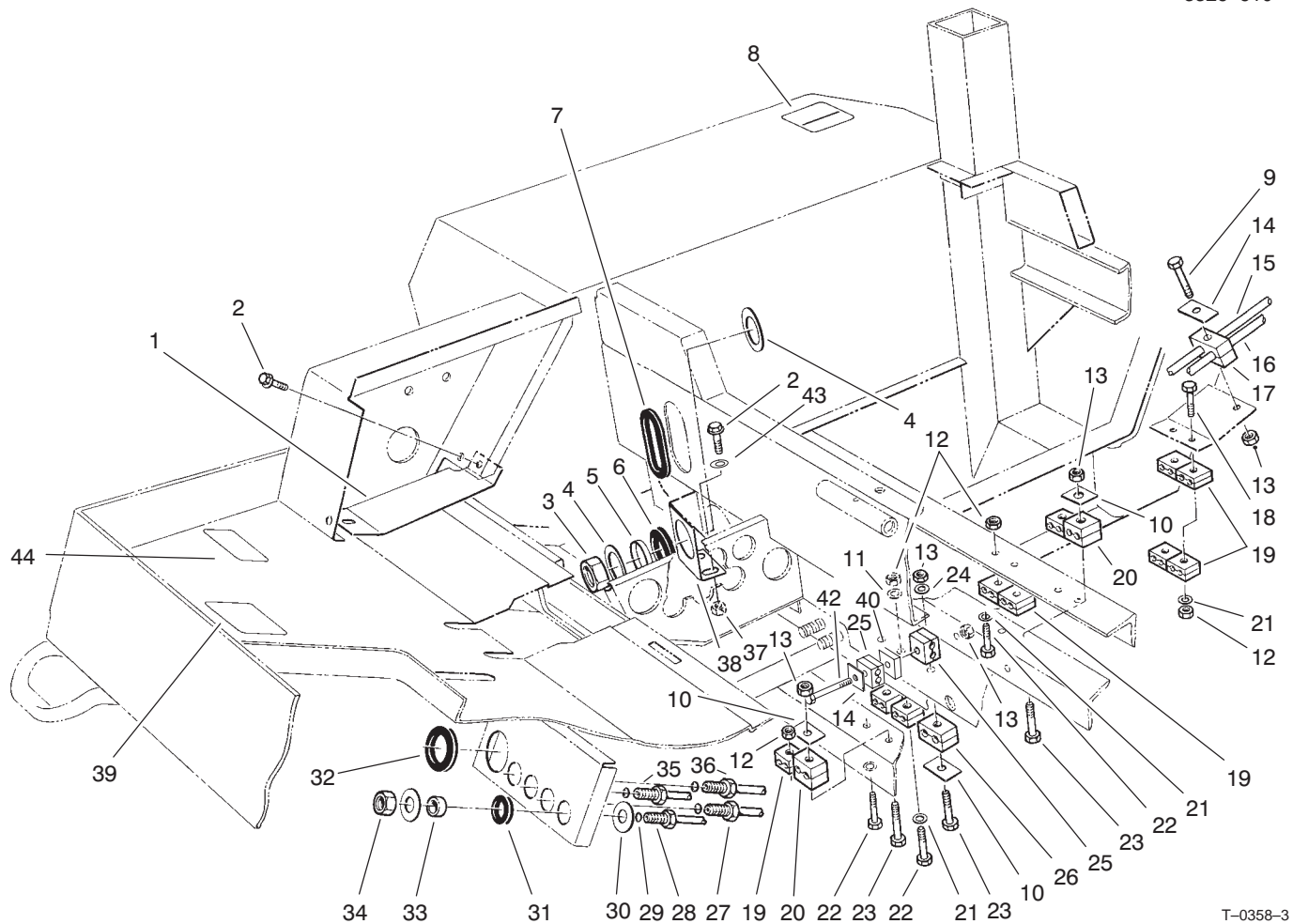


T-3077

## Hydraulic System Diagnostic Panel Assembly

Ref. No.	Part No.	Qty.	Description
1	3269-25	4	Rivet-Pop
2	354-79	5	Cap-Fitting
3	353-997	5	Fitting-Bulkhead, Hydraulic (Incl. Ref. #12)
4	99-1900	1	Panel-Diagnostic
5	93-7422	1	Hose-Hydraulic, Diagnostic
6	69-5910	1	Tube-Hydraulic, Diagnostic
7	93-7193	1	Hose-Hydraulic, Diagnostic
8	69-5920	1	Tube-Diagnostic
9	3220-4	5	Nut-Bulkhead

Ref. No.	Part No.	Qty.	Description



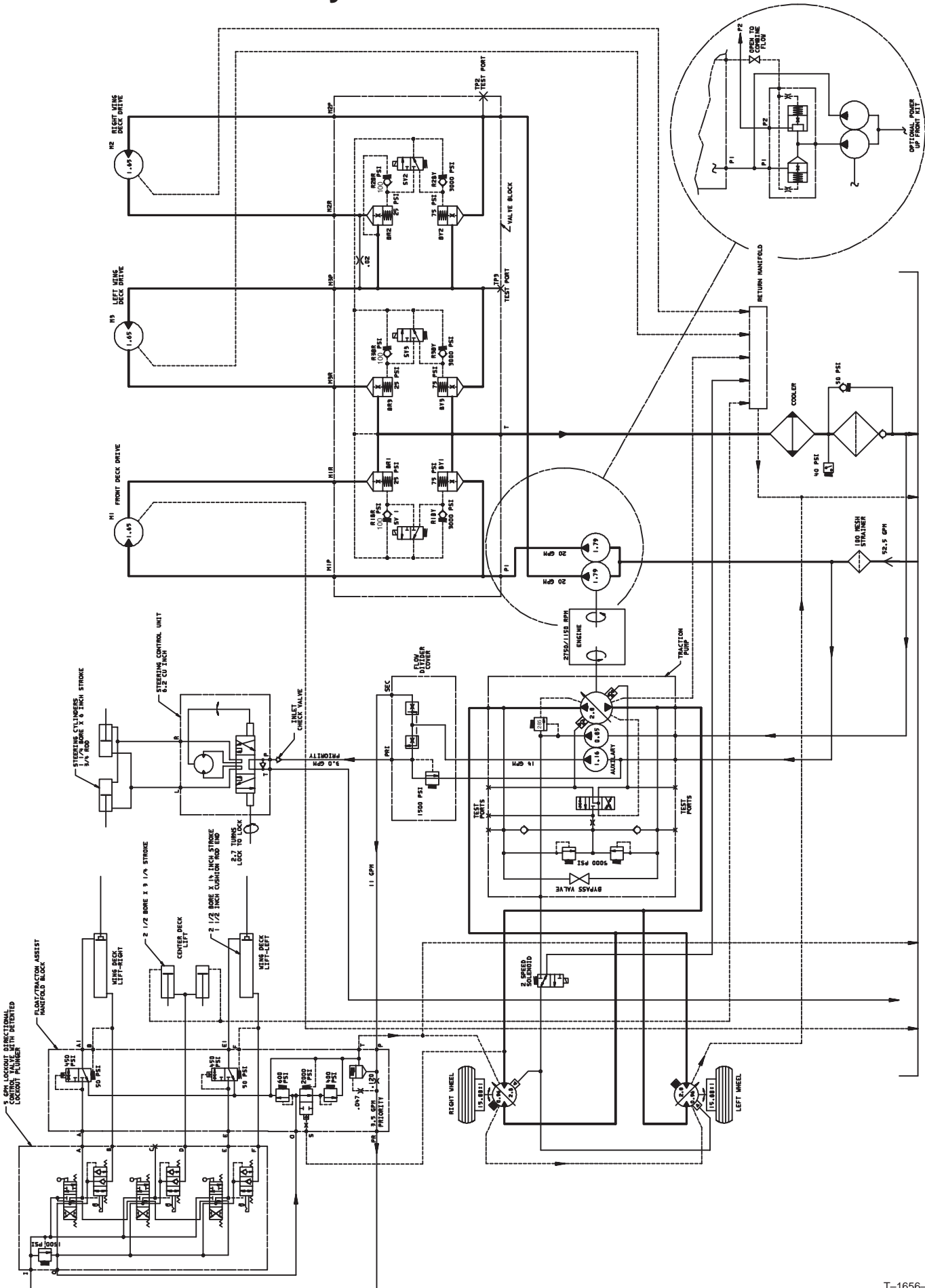
T-0358-3

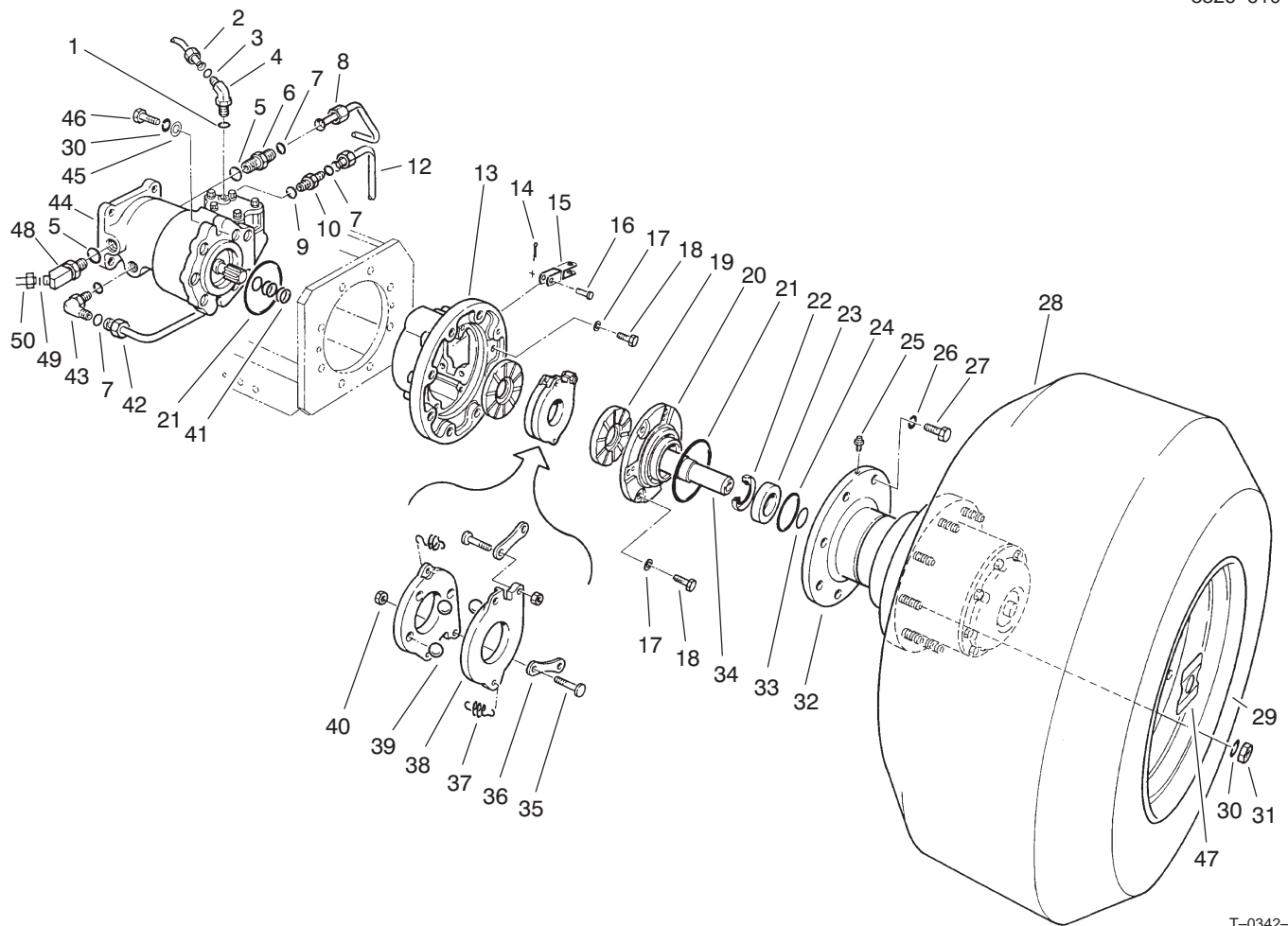
## Hydraulic Line Clamps Assembly

Ref. No.	Part No.	Qty.	Description
1	69-9330-01	1	Cover
2	3234-14	6	Screw-HFH
3	340-128	2	Nut-Bulkhead
4	69-8920	4	Washer
5	69-8950	2	Spacer
6	240-2	2	Grommet
7	237-164	1	Grommet
8	95-0821	1	Decal-Oil, Hydraulic
9	322-12	2	Screw-HH
10	69-9760	3	Plate-Cover
11	3256-22	2	Washer-Flat
12	32152-4	6	Nut-Lock
13	32152-1	8	Nut-Lock
14	69-9761	5	Plate-Cover
15	99-4964	1	Tube-Hydraulic
16	100-2515	1	Tube-Hydraulic
17	56-7974	2	Clamp Half-Hydraulic Line
18	321-15	2	Screw-HH
19	56-7973	20	Clamp Half-Hydraulic Line
20	56-7972	4	Clamp Half-Hydraulic Line
21	3256-56	8	Washer-Flat
22	321-9	6	Screw-HH
23	322-10	3	Screw-HH

Ref. No.	Part No.	Qty.	Description
24	3256-23	1	Washer-Flat
25	56-7978	12	Clamp Half-Hydraulic Line
26	56-7971	2	Clamp Half-Hydraulic Line
27	93-7179	1	Tube-Hydraulic (Incl. Ref. #29)
28	69-5800	1	Tube-Hydraulic (Incl. Ref. #29)
29	237-21	4	O-Ring
30	69-8980	8	Washer
31	240-6	4	Grommet
32	240-7	1	Grommet
33	69-8990	4	Spacer
34	340-78	4	Nut-Bulkhead
35	69-6080	1	Tube-Hydraulic (Incl. Ref. #29)
36	69-6070	1	Tube-Hydraulic (Incl. Ref. #29)
37	32151-1	4	Nut-Lock
38	71-2560-03	2	Support-Bulkhead
39	69-0940	1	Decal-Caution
40	95-5616-03	4	Spacer
42	322-38	2	Screw-HH
43	3256-23	4	Washer-Flat
44	98-4387	1	Decal-Caution

# Hydraulic Schematic





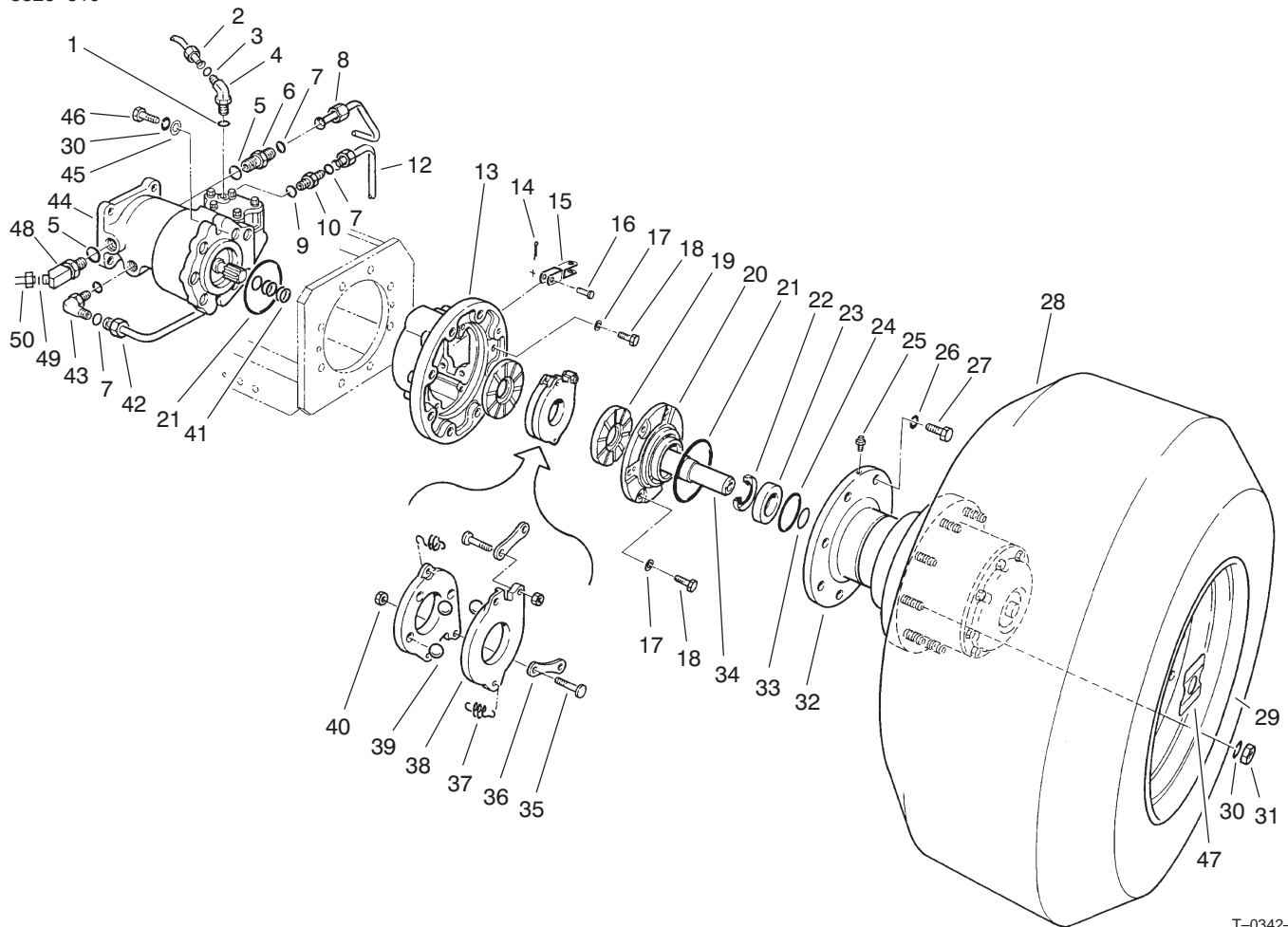
T-0342-2

## Front Wheel Assembly

Ref. No.	Part No.	Qty.	Description
1	237-42	2	O-Ring
2	69-5940	1	Tube-Hydraulic, LH
*	69-5930	1	Tube-Hydraulic, RH
3	237-21	2	O-Ring
4	340-82	2	Fitting-Elbow, Hydraulic (Incl. Ref. #1 & 3)
5	237-146	4	O-Ring
6	340-91	2	Fitting-Straight, Hydraulic (Incl. Ref. #5 & 7)
7	237-58	7	O-Ring
8	83-4330	1	Tube-Hydraulic, LH
*	83-4340	1	Tube-Hydraulic, RH
9	237-81	4	O-Ring
10	340-9	1	Fitting-Hydraulic Straight, LH (Incl. Ref. #7 & 9)
*	340-148	1	Fitting-Hydraulic Tee, RH (Incl. Ref. #7 & 9)
12	92-1742	1	Tube-Hydraulic, LH
*	92-4807	1	Tube-Hydraulic, RH Run
*	85-6150	1	Tube-Hydraulic, RH Branch
13	71-4010-03	2	Housing-Brake

Ref. No.	Part No.	Qty.	Description
14	3272-6	2	Pin-Cotter
15	71-3880	2	Clevis-Cable, Brake
16	283-2	2	Pin-Clevis
17	3253-21	14	Washer-Lock
18	323-6	4	Screw-HH
19	71-0470	4	Disc-Middle
20	71-3990	2	Cap-Housing, Brake
21	237-158	4	O-Ring
22	253-156	2	Seal-Oil
23	251-340	2	Bearing-Ball
24	32120-22	2	Ring-Retaining, Inter.
25	302-39	2	Vent
26	3253-8	16	Washer-Lock
27	327-22	16	Screw-HH
28	69-9800	2	Tire
*	58-5620	2	Tube-Inner
*	231-140	2	Tire (Optional)
29	71-2470	2	Rim
30	3253-7	22	Washer-Lock
31	3219-5	18	Nut-Hex
32	69-1730	2	Planetary Gear Drive ASM
33	32120-84	2	Ring-Retaining, Ext.
34	71-3810	2	Coupling-Motor, Hydraulic
35	69-9970	4	Stud

\* Not Illustrated



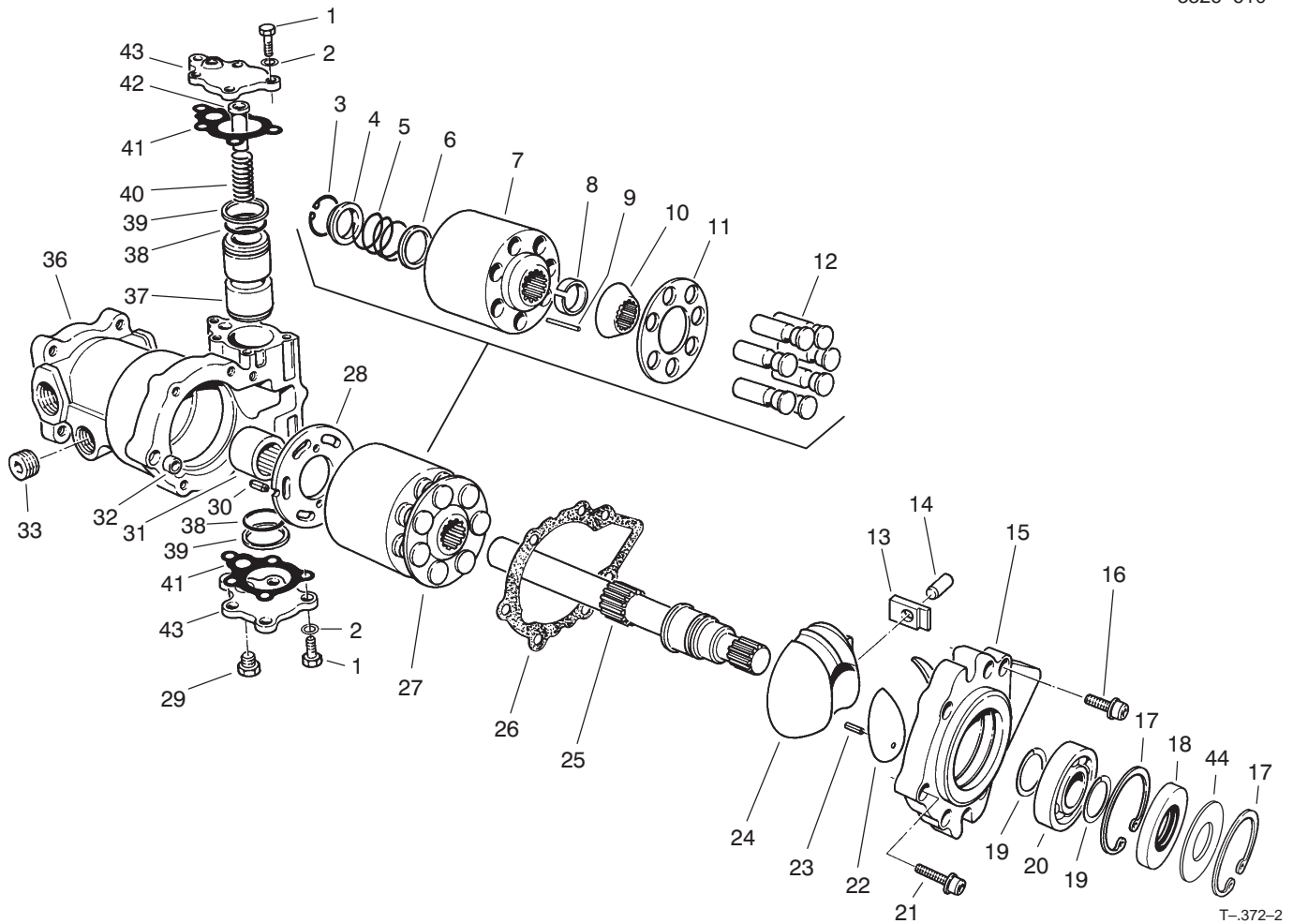
T-0342-2

## Front Wheel Assembly (Continued)

Ref. No.	Part No.	Qty.	Description
36	69-9960	4	Link
37	69-9950	4	Spring-Extension
38	69-9990	4	Disc-Actuating
39	69-9980	6	Ball
40	69-9940	4	Nut-Jam
41	253-157	6	Ring-Cup
42	92-1741	1	Tube-Hydraulic
43	340-142	2	Fitting-Elbow, Hydraulic
			(Incl. Ref. #9 & 11)
44	69-3050	2	Motor-Wheel, Hydraulic
45	3256-26	4	Washer-Flat
46	325-7	4	Screw-HH
47	72-4070	2	Decal-Danger
48	93-7176	2	Fitting-45° ORFS
49	237-65	2	O-Ring
50	93-7177	1	Tube-Hydraulic, LH
*	93-7178	1	Tube-Hydraulic, RH

Ref. No.	Part No.	Qty.	Description

\* Not Illustrated



T-.372-2

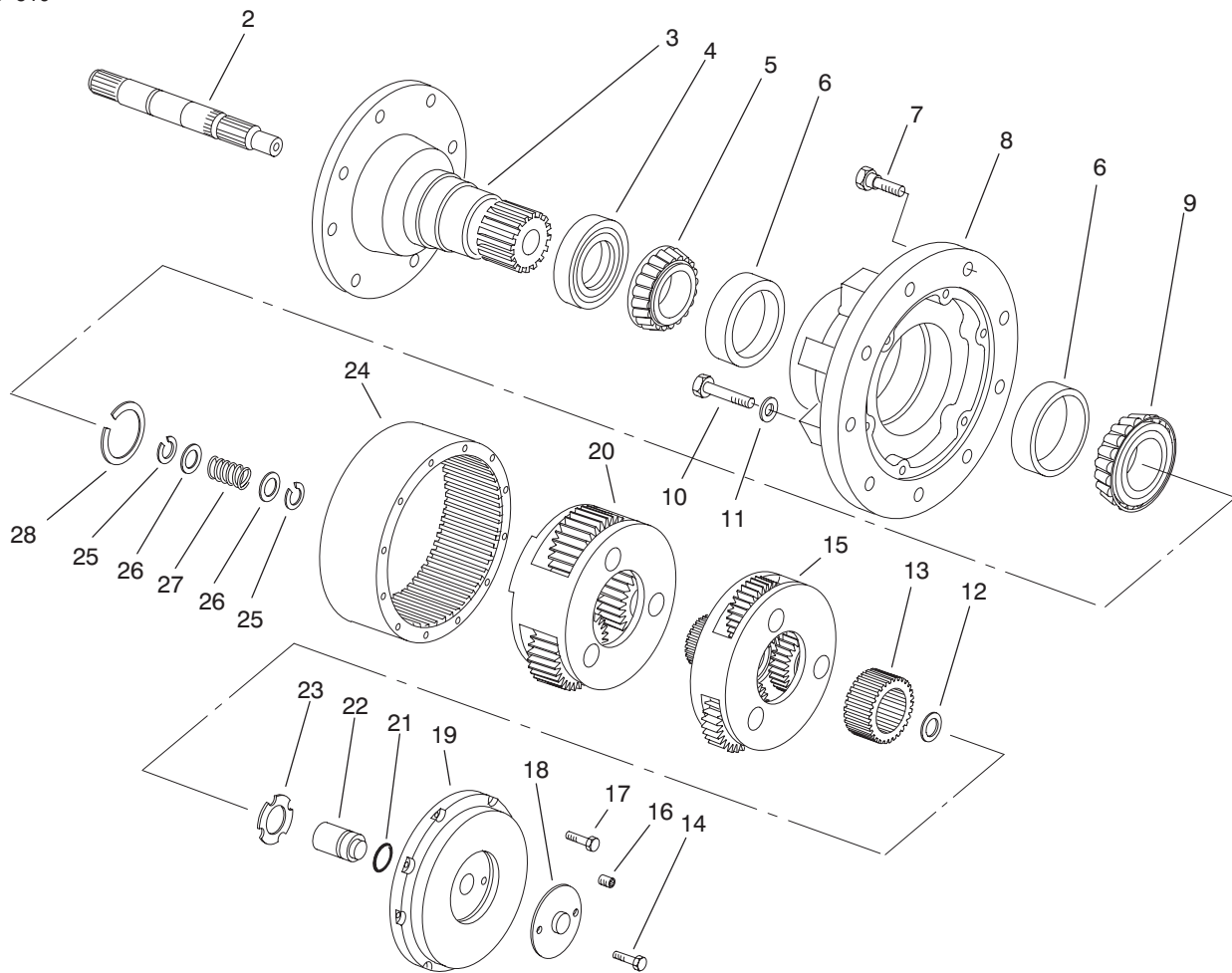
### Wheel Motor No. 69-3050

Ref. No.	Part No.	Qty.	Description
1	69-3150	10	Screw-HH
2	69-3070	10	Washer-Plain
†3		1	Ring-Retaining
†4		1	Washer
†5		1	Spring-Compression
†6		1	Washer
†7		1	Block-Cylinder
†8		1	Retainer
†9		3	Pin-Hold Down, Slipper
†10		1	Guide-Retainer
†11		1	Guide-Slipper
†12		7	Piston ASM
13	69-3500	1	Bearing-Sleeve
14	69-3510	1	Pin
15	76-4610	1	Cover-Front
16	76-4590	6	Screw
17	69-3200	2	Ring-Retaining
18	69-3190	1	Seal-Lip
19	69-3170	2	Ring-Retaining
20	69-3210	1	Bearing-Ball
21	69-3960	1	Screw
22	69-3970	2	Bearing-Journal
23	69-3520	2	Pin-Spring
24	69-3980	1	Swashplate-Variable
25	69-3950	1	Shaft-Motor

Ref. No.	Part No.	Qty.	Description
26	76-4600	1	Gasket-Cover, Front
27	69-3910	1	Kit-Block, Cylinder (Incl. Ref. #3-12)
28	69-3990	1	Plate-Valve, Motor
29	69-3940	1	Plug
30	69-3450	1	Pin
31	69-3370	1	Bearing-Needle
32	69-3230	1	Pin-Spring
33	69-3130	1	Plug-Hole
†36		1	Housing
37	69-4020	1	Piston-Servo
38	69-3560	2	O-Ring
39	69-3570	2	Ring-Piston
40	69-4030	1	Spring-Servo
41	69-3710	2	Gasket-Cover, Servo
42	69-4040	1	Stop-Piston, Servo
43	69-3720	2	Cover-Servo
44	95-4400	1	Washer-Backup
*	69-3920	1	Kit-Piston Ring & O-Ring (Incl. Ref. #38 & 39)

\* Not Illustrated

† Not Serviceable Separately

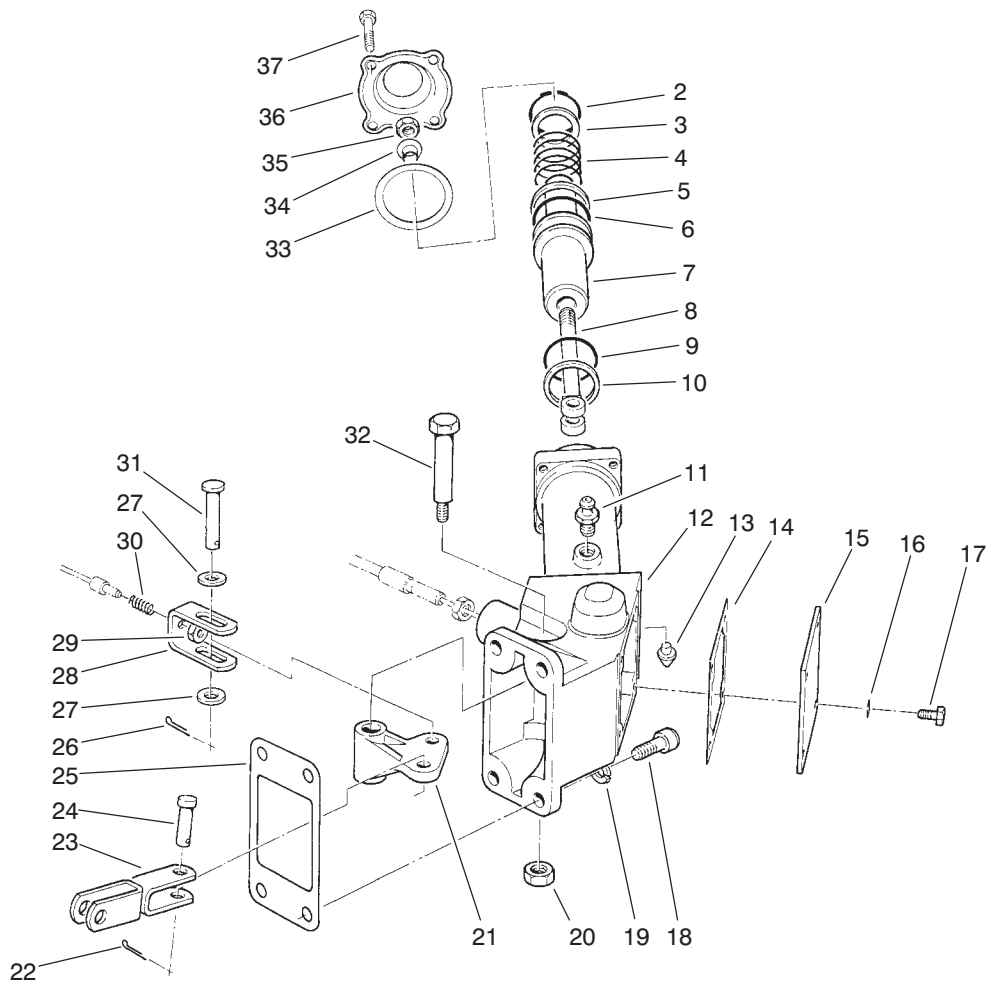


T-0140-2

## Planetary Gear Assembly No. 69-1730

Ref. No.	Part No.	Qty.	Description	Ref. No.	Part No.	Qty.	Description
2	60-3810	1	Shaft-Input	27	60-3950	1	Spring-Disengage
3	69-1740	1	Spindle	†28	62-6450	1	Kit-Ring, Retaining
4	60-3830	1	Seal-Oil	*	62-6460	1	Sealant-RTV (Tube)
5	60-3840	1	Cone-Bearing				
6	60-3850	2	Cup-Bearing				
7	60-3860	9	Bolt-Wheel				
8	60-3870	1	Hub				
9	60-3880	1	Cone-Bearing				
10	60-3890	6	Bolt-HH				
11	60-3910	6	Washer-Flat				
12	60-3980	1	Washer-Thrust				
13	60-3970	1	Gear-Sun, Primary				
14	60-4070	2	Bolt-HH				
15	60-3960	1	Primary Carrier ASM				
16	60-4040	1	Plug-Pipe				
17	60-4030	8	Bolt-HH				
18	60-4060	1	Cover-Disengage				
19	60-4050	1	Cover-Large				
20	60-4000	1	Secondary Carrier ASM				
21	60-4020	1	O-Ring				
22	60-4010	1	Plunger-Disengage				
23	60-3990	1	Washer-Thrust				
24	60-3900	1	Gear-Ring				
25	60-3930	2	Ring-Retaining				
26	60-3940	2	Washer				

\* Not Illustrated  
Includes 7 different thickness retaining rings for service adjustment of bearings

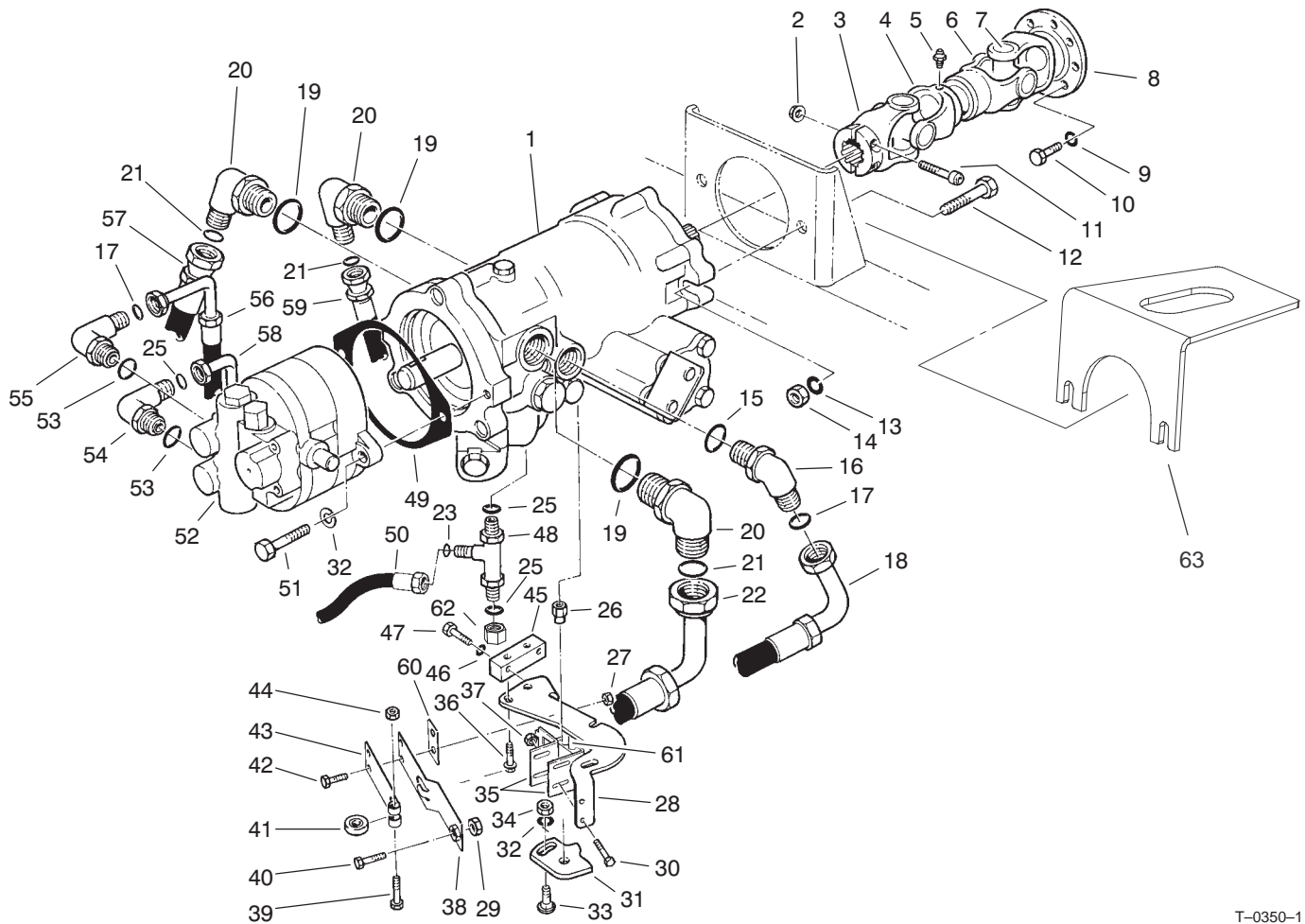


T-1277-1

## Wheel Brake Assembly

Ref. No.	Part No.	Qty.	Description	Ref. No.	Part No.	Qty.	Description
2	32151-100	2	Ring-Retaining	27	3256-24	4	Washer-Flat
3	69-8910	2	Washer	28	71-3860	2	Clevis
4	82-7850	2	Spring-Compression	29	3296-3	2	Nut-Lock
5	354-104	2	Ring-Backup	30	69-0030	2	Spring-Compression
6	237-175	2	O-Ring	31	283-15	2	Pin-Clevis
7	82-7840	2	Piston-Brake	32	12-8900	2	Bolt-Shoulder
8	21-2070-03	2	Yoke-End	33	93-7417	2	Gasket
9	237-174	2	O-Ring	34	71-3910	2	Collar
10	354-105	2	Ring-Backup	35	3296-59	2	Nut-Lock
11	82-7830	2	Screw-Bleed, Brake	36	93-7418	2	Cap-Actuator
12	92-8003	1	Housing-Actuator, RH	37	321-6	8	Screw-HH
*	92-8004	1	Housing-Actuator, LH				
13	82-7820	2	Seat-Brake, Tube				
14	71-3870	2	Gasket				
15	71-3850-03	2	Cover-Housing				
16	3253-3	8	Washer-Lock				
17	321-2	8	Screw-HH				
18	3274-7	8	Screw-HSH				
19	3253-21	8	Washer-Lock				
20	32128-25	2	Nut-HHF				
21	71-3830-03	2	Bellcrank-Brake				
22	3272-6	2	Pin-Cotter				
23	71-3880	2	Clevis-Calbe, Brake				
24	283-2	2	Pin-Clevis				
25	71-3900	2	Gasket				
26	3272-10	2	Pin-Cotter				

Not Illustrated

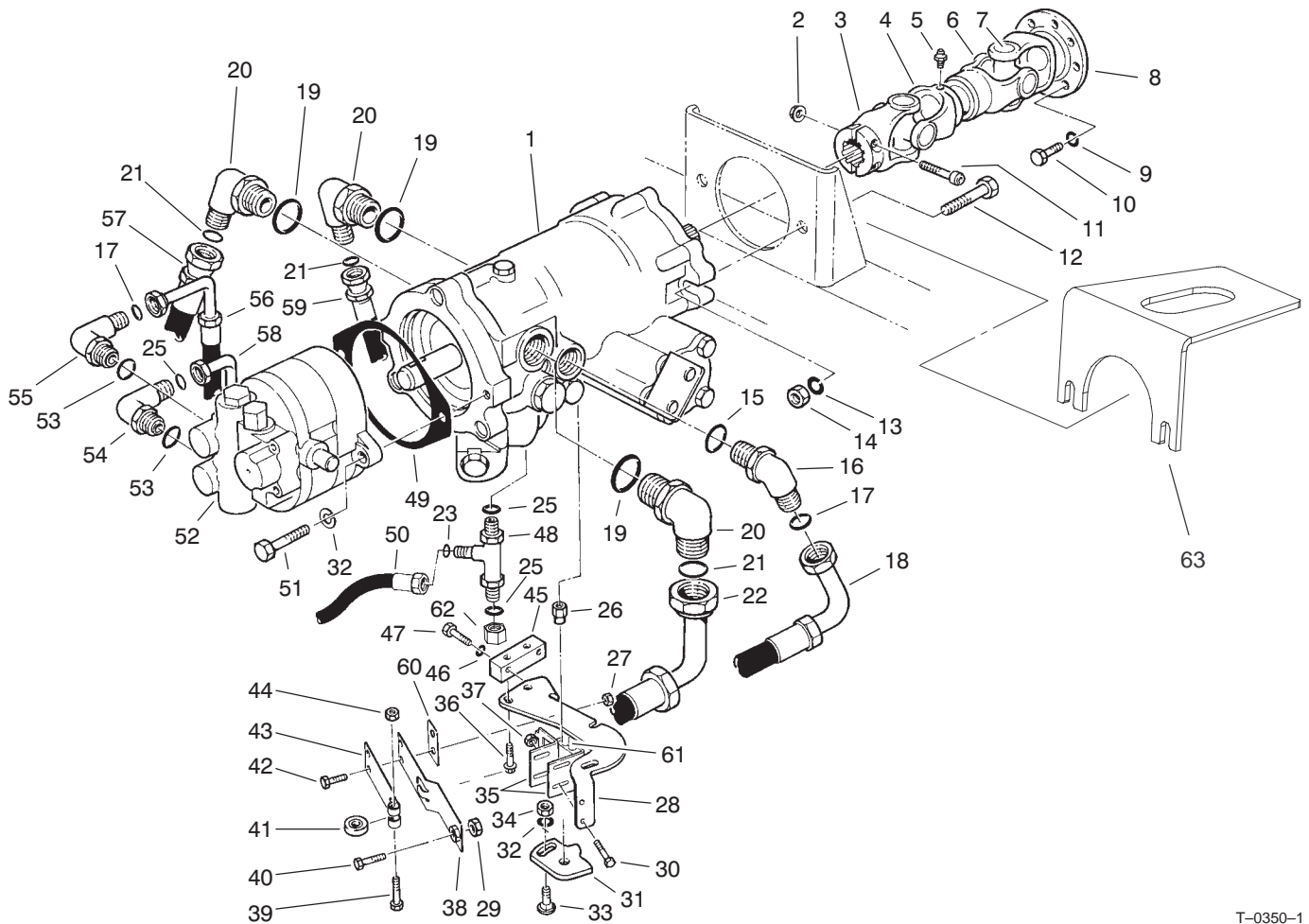


T-0350-1

## Variable Displacement Pump Installation

Ref. No.	Part No.	Qty.	Description
1	93-9322	1	Pump-Displacement, Variable
2	32128-21	2	Nut-HHF
3	93-7189	1	Yoke-End, Pump
4	98-0836	1	Tube-Yoke, Slip
5	302-2	1	Fitting-Grease
6	93-7188	1	Shaft-Yoke, Slip
7	92-4187	2	Kit-Joint, Universal
8	98-0835	1	Yoke-End, Engine
9	3253-6	6	Washer-Lock
10	99-6058	6	Screw-HH
11	3274-20	2	Screw-HSH
12	325-8	2	Screw-HH
13	3253-7	2	Washer-Lock
14	3217-9	2	Nut-Hex
15	237-81	1	O-Ring
16	340-131	1	Fitting-Elbow, Hyd. (Incl. Ref. #15 & 17)
17	237-30	2	O-Ring
18	69-5460	1	Hose-Hydraulic
19	237-146	3	O-Ring
20	340-15	3	Fitting-Elbow, Hyd. (Incl. Ref. #19 & 21)
21	237-58	3	O-Ring
22	69-5650	1	Hose-Hydraulic
23	237-42	1	O-Ring

Ref. No.	Part No.	Qty.	Description
25	237-22	3	O-Ring
26	69-9020	1	Nut-Special
27	32152-4	2	Nut-Lock
28	69-9480-03	1	Bracket-Device, Neutral
29	3219-2	1	Nut-Hex
30	32144-1	2	Screw-HH
31	69-9040-03	1	Cam-Device, Neutral
32	3253-21	3	Washer-Lock
33	3231-30	1	Bolt-CARR
34	3217-7	1	Nut-Hex
35	93-9337	1	Bracket-Switch
36	3234-13	4	Screw-HFH
37	32127-11	2	Nut-Flexlok
38	29-6170	1	Leaf Spring ASM
39	322-17	1	Screw-HH
40	3210-7	1	Screw-HH
41	251-307	1	Bearing-Detent, Neutral
42	321-4	2	Screw-HH
43	29-6150	1	Spring-Leaf
44	32153-3	1	Nut-Lock
45	69-9050	1	Bar-Device, Neutral
46	3253-3	2	Washer-Lock
47	321-10	2	Screw-HH

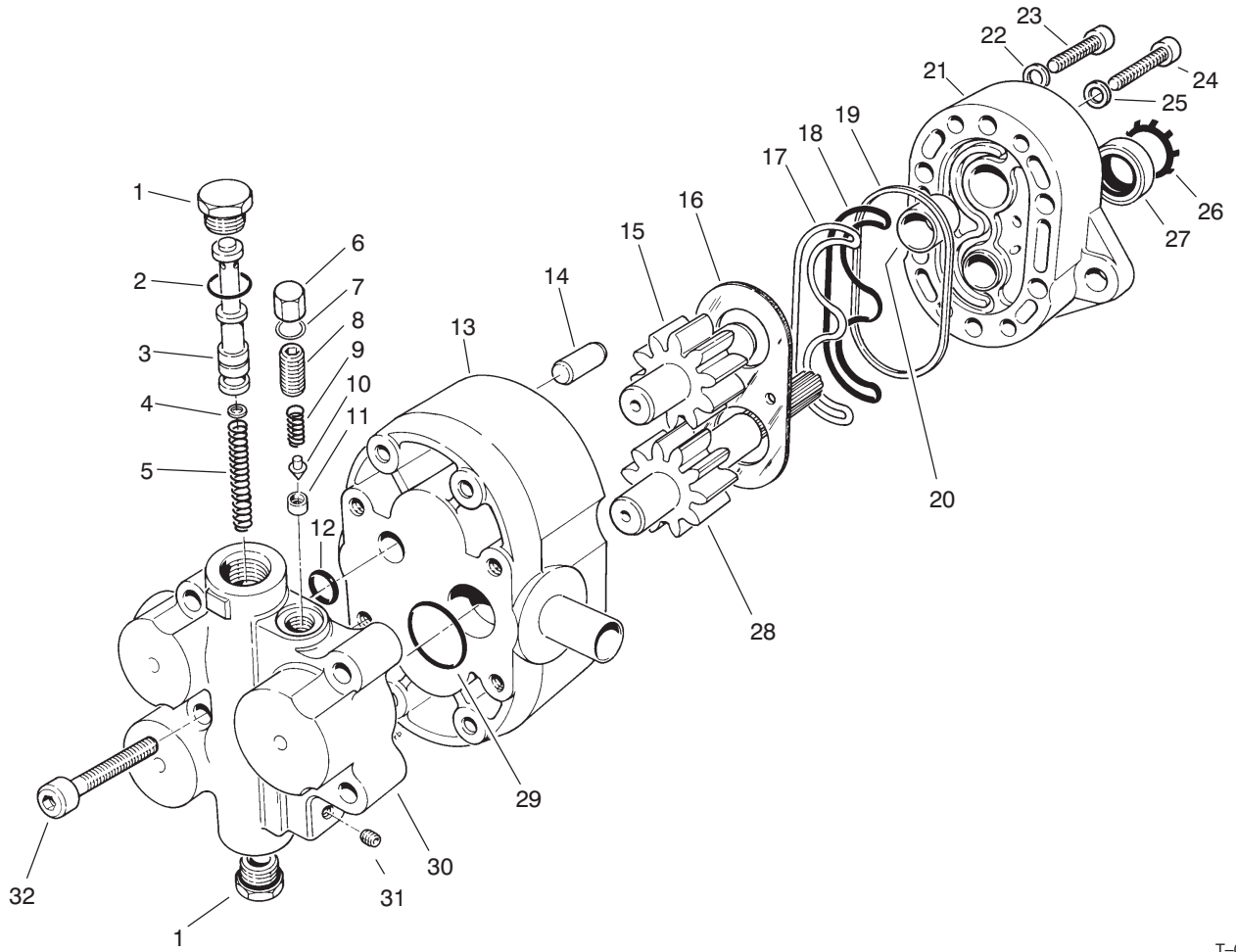


T-0350-1

## Variable Displacement Pump Installation (Continued)

Ref. No.	Part No.	Qty.	Description	Ref. No.	Part No.	Qty.	Description
48	340-86	1	Fitting-Tee, Hydraulic (Incl. Ref. #23 & 25)				
49	41-8760	1	Gasket-Pump				
50	100-4150	1	Hose-Hydraulic				
51	323-7	2	Screw-HH				
52	69-2220	1	Pump/Valve				
53	237-80	2	O-Ring				
54	340-130	1	Fitting-Elbow, Hydraulic (Incl. Ref. #25 & 53)				
55	340-105	1	Fitting-Elbow, Hydraulic (Incl. Ref. #17 & 53)				
56	69-5450	1	Hose-Hydraulic				
57	100-8014	1	Hose-Hydraulic				
58	69-5440	1	Hose-Hydraulic				
59	100-8015	1	Hose-Hydraulic				
60	51-3150	1	Shim-Spring				
61	93-7037	1	Switch				
*	98-0819	1	Pump Drive Shaft ASM (Incl. Ref. #3-8)				
62	340-117	1	Fitting-Cap				
63	105-0583-03	1	Guard-Driveshaft				

\* Not Illustrated



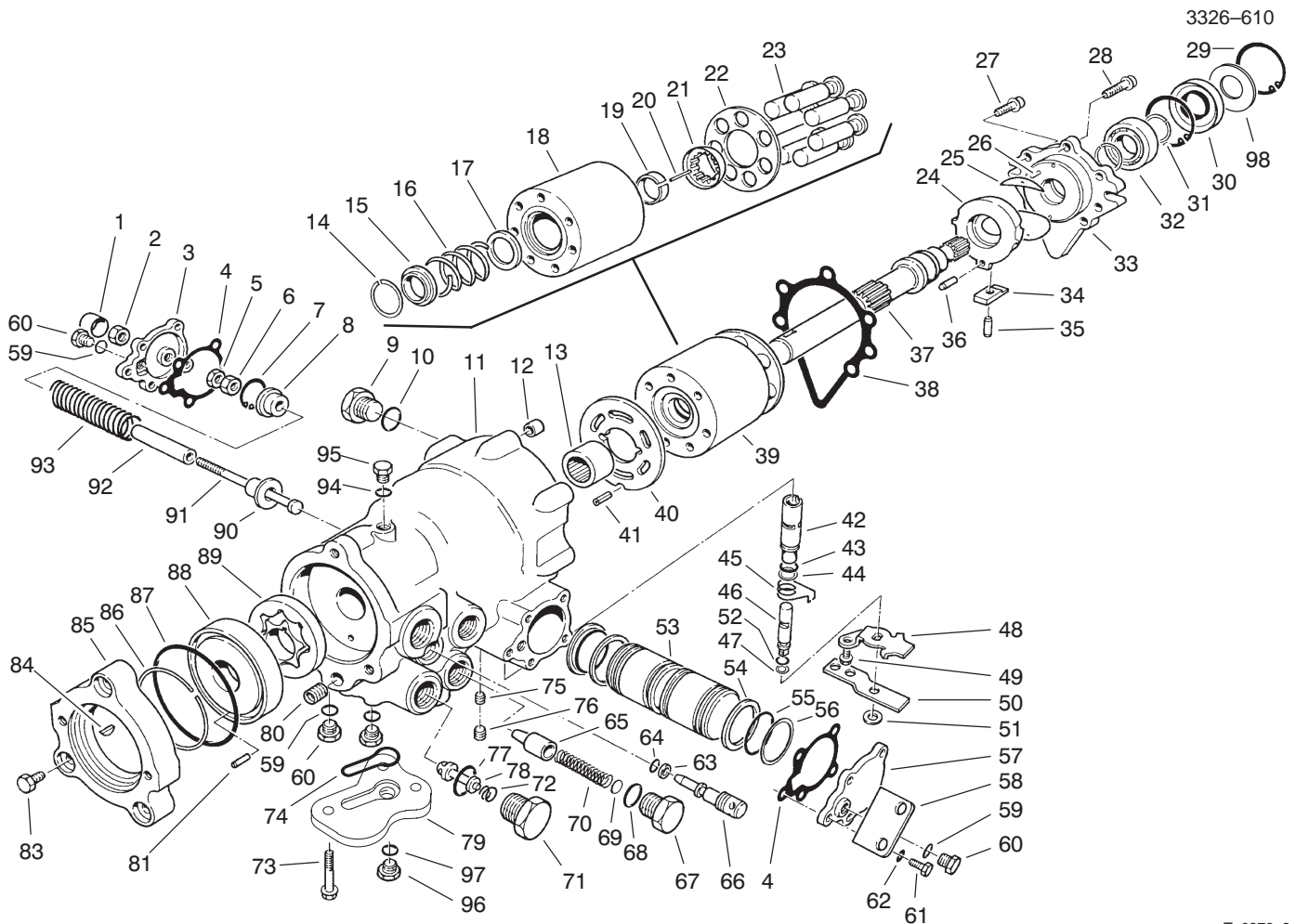
T-0374-1

## Gear Pump and Flow Divider No. 69-2220

Ref. No.	Part No.	Qty.	Description
1	69-2410	2	Plug (Incl. Ref. #2)
2	69-2420	2	O-Ring
3	69-2450	1	Piston
4	69-2440	1	Orifice
5	69-2430	1	Spring-Compression
6	69-2460	1	Cap
7	69-2470	1	Gasket-Cap
8	69-2480	1	Screw-Set
9	69-2490	1	Spring-Compression
10	69-2500	1	Poppet
11	69-2510	1	Seat
12	69-2530	1	O-Ring
13	69-2540	1	Cover ASM (Incl. Ref. #20)
14	69-2340	2	Pin-Dowel
15	69-2280	1	Shaft/Gear-Idler
16	69-2320	1	Plate-Wear
17	69-2260	1	Seal-Load
18	69-2270	1	Seal-Pre-Load
19	69-2350	1	Ring-Sealing
20	69-2250	4	Bearing-Sleeve
21	69-2330	1	Body ASM (Incl. Ref. #20)
22	69-2370	4	Washer
23	69-2360	4	Screw

Ref. No.	Part No.	Qty.	Description
24	69-2380	4	Screw
25	69-2390	4	Washer
26	69-2300	1	Ring-Retaining
27	69-2310	1	Seal-Shaft
28	69-2290	1	Shaft/Gear-Drive
29	69-2400	1	O-Ring
30	69-2230	1	Flow Divider ASM (Incl. Ref. #1-11 & 31)
31	69-2520	1	Plug-Pipe
32	69-2240	4	Screw
*	69-2550	1	Kit-Repair, Pump (Incl. Ref. #16-19, 22 & 25-27)
*	69-2560	1	Kit-Repair, Pump & Divider (Incl. Ref. #2, 7, 9-10, 12, 16-19, 22, 25-27 & 29)

\* Not Illustrated



3326-610

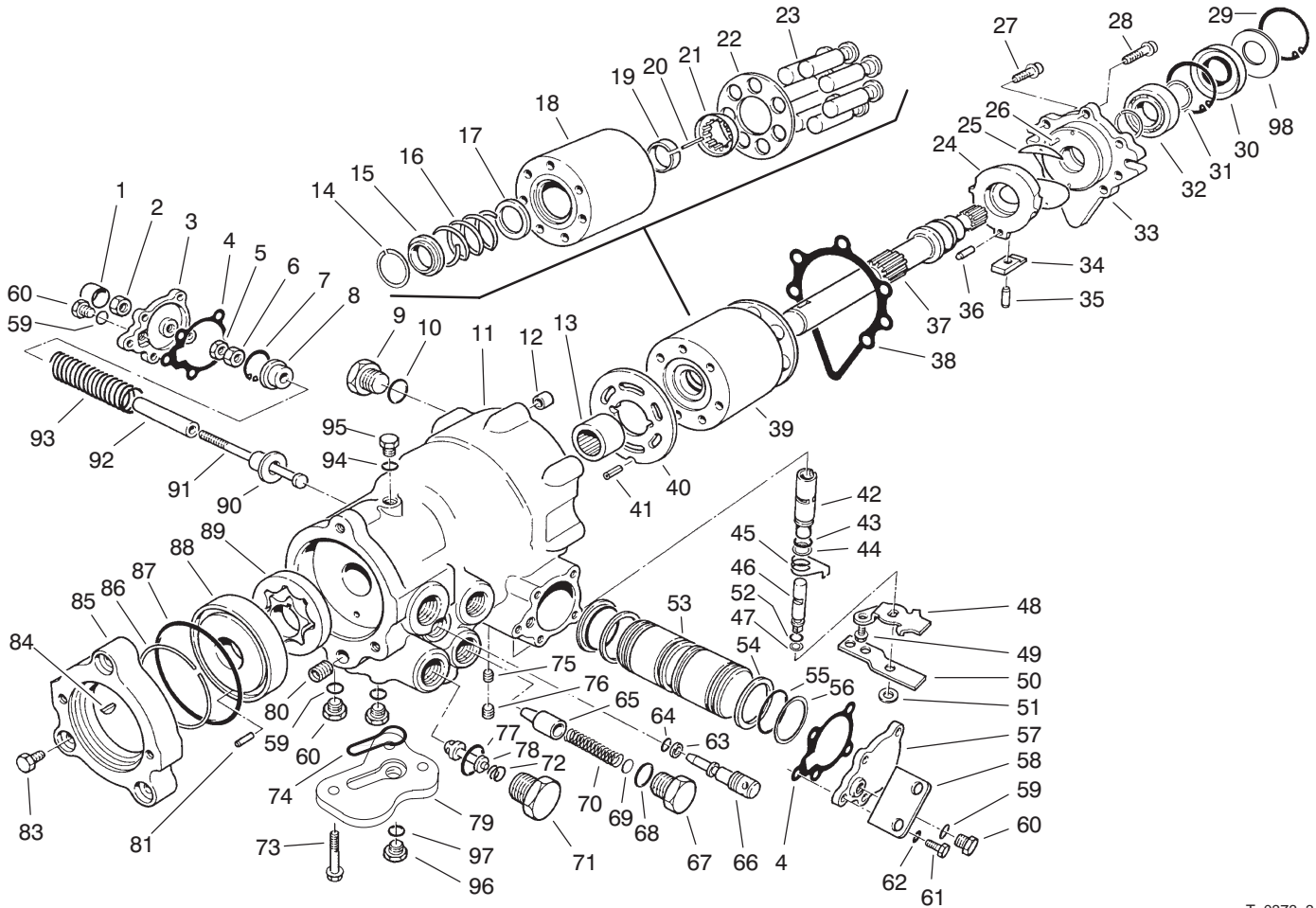
T-0373-3

## Variable Displacement Pump No. 93-9322

Ref. No.	Part No.	Qty.	Description
1	69-3620	1	Cover-Adjustment, Servo
2	69-3630	1	Nut-Special
3	69-3640	1	Cover-Servo
4	69-3710	2	Gasket-Servo
5	69-3610	1	Nut-Jam
6	69-3600	1	Nut-Hex
7	69-3590	1	Ring-Retaining
8	69-3580	1	Guide-Spring
9	69-3130	1	Plug (Incl. Ref. #10)
†10		1	O-Ring
†11		1	Housing-Pump
12	69-3230	1	Pin-Spring
13	69-3370	1	Bearing-Needle
†14		1	Ring-Retaining
†15		1	Washer
†16		1	Spring-Compression
†17		1	Washer
†18		1	Block-Cylinder
†19		1	Retainer
†20		3	Pin-Hold Down, Slipper
†21		1	Guide-Retainer
†22		1	Guide-Slipper
†23		7	Piston ASM
24	69-3250	1	Swashplate-Variable

Ref. No.	Part No.	Qty.	Description
25	69-3240	2	Bearing-Journal
26	94-2878	2	Pin
27	76-4590	6	Screw
28	69-3220	1	Screw
29	69-3200	2	Ring-Retaining
30	69-3190	1	Seal-Lip
31	69-3170	2	Ring-Retaining
32	69-3210	1	Bearing-Ball
33	76-4610	1	Cover
34	69-3500	1	Sleeve-Bearing
35	69-3510	1	Pin
36	69-3470	1	Pin
37	69-3180	1	Pump-Shaft
38	76-4600	1	Gasket-Cover
39	69-3910	1	Cylinder Block ASM (Incl. Ref #14-23)
40	93-9320	1	Plate-Valve, LH
41	69-3450	1	Pin
42	69-3820	1	Sleeve-Valve, Control
43	28-3590	1	O-Ring
44	28-3580	1	Ring-Up, Back
45	69-3880	1	Spring-Return, Neutral
46	69-3830	1	Spool-Valve, Rotary
47	25-2630	1	Ring-Back-Up
48	69-3890	1	Bracket-Return, Neutral

† Not Serviceable Separately



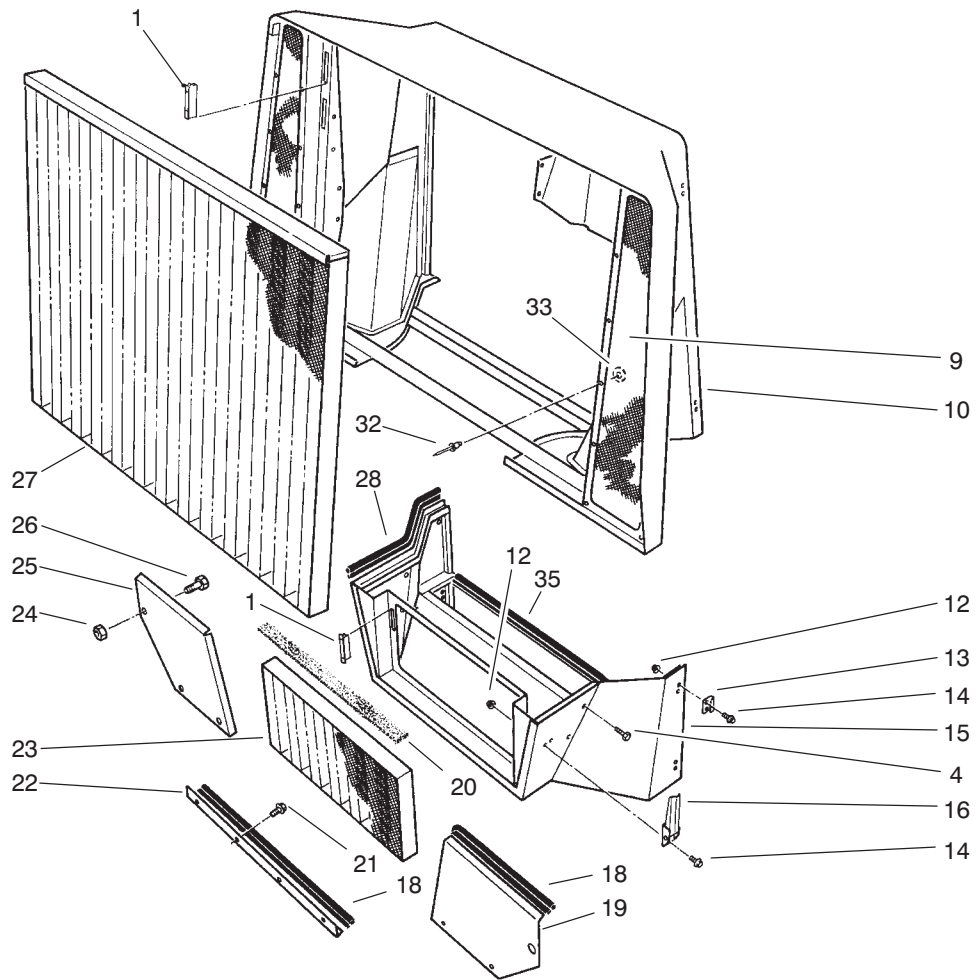
T-0373-3

## Variable Displacement Pump No. 93-9322 (Continued)

Ref. No.	Part No.	Qty.	Description
49	69-3860	1	Screw-HFH
50	69-3870	1	Handle-Valve, Control
51	69-3900	1	Washer
52	69-3840	1	O-Ring
53	69-3650	1	Piston-Servo
54	69-3690	2	Bearing
55	69-3560	2	O-Ring
56	69-3570	2	Ring-Piston
57	69-3720	1	Cover-Servo
58	69-3140	1	Bracket-Lifting
†59		4	O-Ring
60	69-3080	4	Plug (Incl. Ref. #59)
61	69-3150	10	Screw-HH
62	69-3070	10	Washer-Lock
63	25-2630	1	Ring-Up, Back
64	237-22	1	O-Ring
65	69-3800	1	Valve
66	69-3810	1	Valve-By-Pass
67	69-3780	1	Plug (Incl. Ref. #68)
68	237-80	1	O-Ring
69	69-3770	1	Shim
70	69-3790	1	Spring-Compression
71	69-3760	2	Plug-Special (Incl. Ref. #77)
72	69-3740	2	Spring-Compression
73	94-9413	3	Screw

Ref. No.	Part No.	Qty.	Description
74	94-9412	1	Seal-Adapter
75	93-9321	1	Plug-Orifice
76	285-17	2	Plug-Pipe
77	69-3750	2	O-Ring
78	69-3730	2	Valve-Relief (Incl. Ref.#71, 72 & 77)
79	94-9414	1	Adapter-Suction
80	69-3460	1	Plug-Expansion
81	69-3550	1	Pin
83	69-3400	3	Screw-HH
84	69-3430	1	Key-Woodruff
85	69-3410	1	Adapter-A Flange
86	69-3420	1	Ring-Load, Temper
87	69-3440	1	O-Ring
88	69-3540	1	Cover-Gerotor
89	69-3390	1	Gerotor ASM
90	69-3700	1	Guide-Spring
91	69-3660	1	Screw-Special
92	69-3680	1	Stop-Servo
93	69-3670	1	Spring-Compression
†94		1	O-Ring
95	69-3120	1	Plug (Incl. Ref. #94)
96	94-9415	1	Plug (Incl. Ref. #97)
†97		1	O-Ring
98	95-4400	1	Washer-Backup

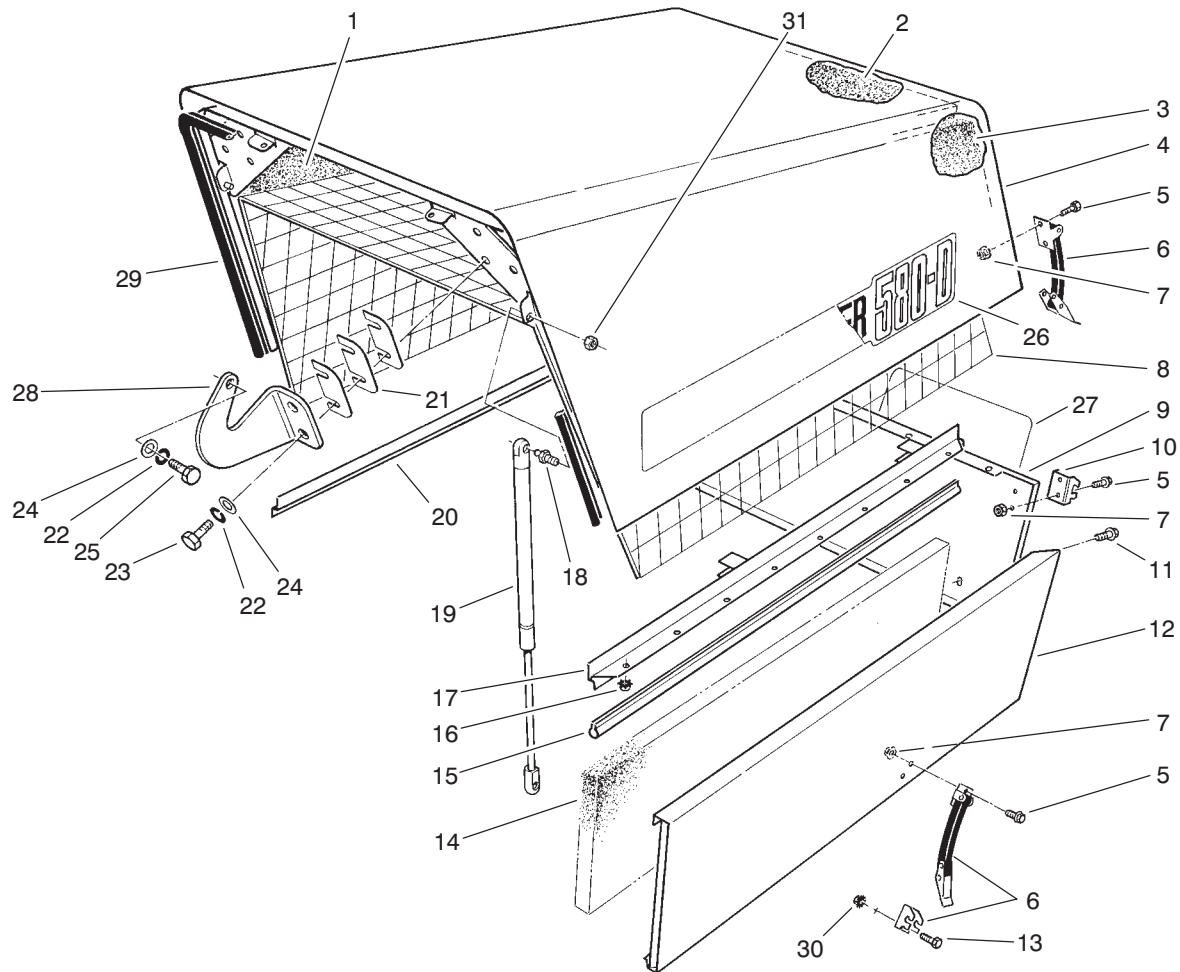
† Not Serviceable Separately



T-2813-1

## Cowl Assembly

Ref. No.	Part No.	Qty.	Description	Ref. No.	Part No.	Qty.	Description
1	58-4250	6	Magnet				
9	69-9650-03	2	Screen-Cowl				
10	98-2365-01	1	Cowl-Radiator				
12	3296-2	20	Nut-Lock				
13	69-3030	8	Strike-Latch				
14	3290-321	20	Screw-HWH				
15	69-8690-03	1	Support-Grille				
16	69-3020	2	Handle-Latch				
18	69-9721	3	Strip-Sealing				
19	75-9460-03	1	Bracket-Sealing, LH				
20	69-0040	1	Foam-Grille, Lower				
21	32144-11	8	Screw-HFH				
22	75-9480-03	1	Bracket-Sealing, Bottom				
23	69-7150-03	1	Grille-Lower				
24	32153-6	2	Nut Lock				
25	75-9470-03	1	Bracket-Sealing, RH				
26	328-11	2	Screw-HH				
27	69-7120-03	1	Grille-Upper				
28	69-9720	2	Strip-Sealing				
32	3269-15	22	Rivet-Pop				
33	3269-6	22	Washer-Backup				
35	69-9722	1	Trim-Sealing				



T-0360-1

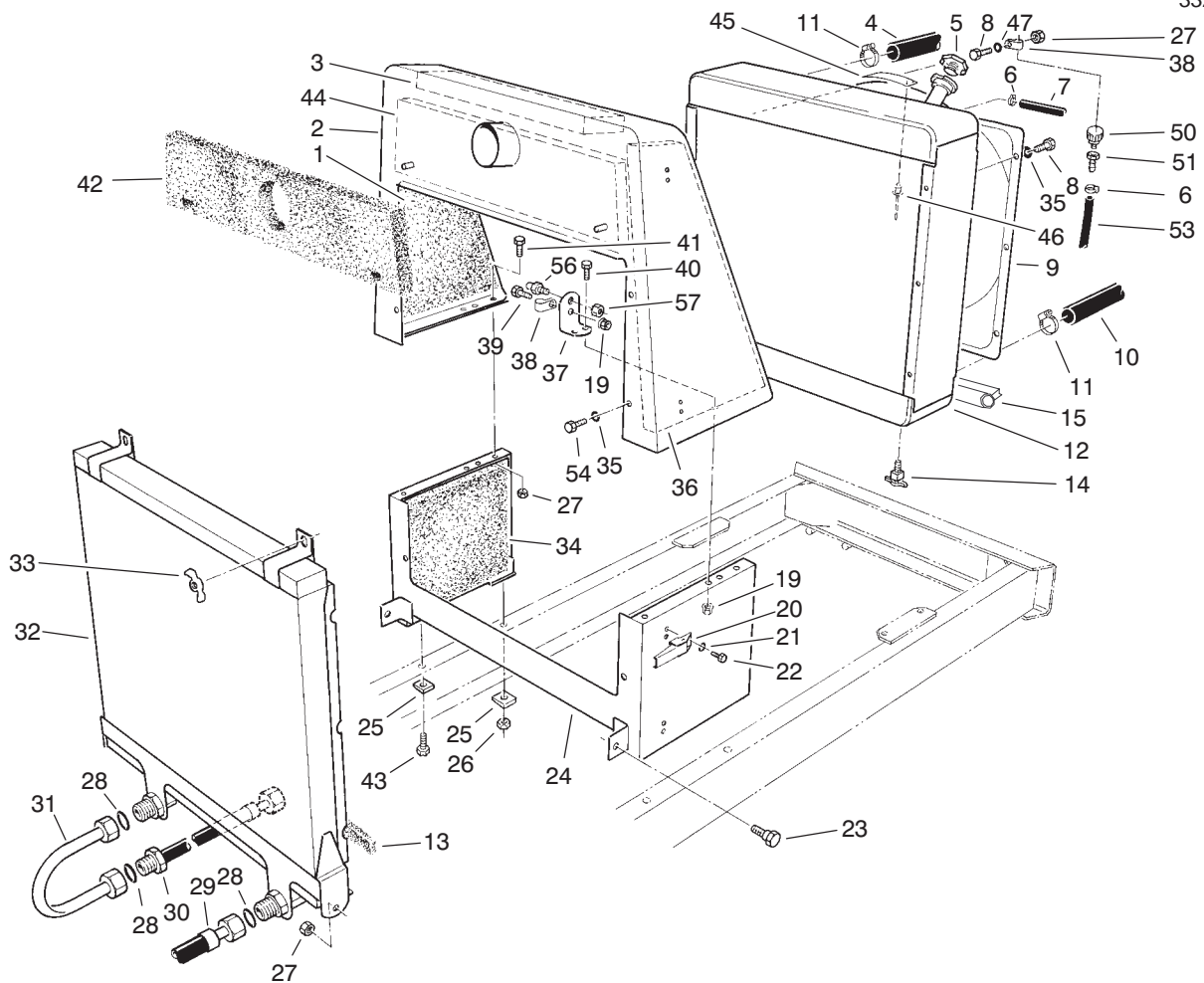
## Hood Assembly

Ref. No.	Part No.	Qty.	Description
1	71-0270	1	Foam-Hood, RH Side
2	71-0250	1	Foam-Hood, Top
3	71-0260	1	Foam-Hood, LH Side
4	92-1772	1	Hood ASM (Incl. Ref.#1-4, 8, 15-17, 20, 26 & 29)
5	3290-321	12	Screw-HH
6	69-3010	4	Strap-Down, Hold (Incl. Ref. #10)
7	3296-2	12	Nut-Lock
8	71-0060-03	1	Support-Foam
9	69-9520-03	1	Panel-Rear
†10		4	Latch-Hold-Down
11	3234-14	6	Screw-HH
12	69-1390-03	1	Panel-Side, LH
*	69-1380-03	1	Panel-Side, RH
13	3290-134	4	Screw-HH
14	71-0400	2	Foam-Panel, Side
15	69-9723	2	Seal-Bottom, Hood
16	32149-2	16	Nut-Keps
17	69-8230-03	1	Bracket-Trim, LH
18	88-6770	2	Stud-Ball
19	88-6760	2	Spring-Gas
20	69-8250-03	1	Bracket-Trim, RH
21	69-8500	6	Shim-Bracket, Hinge
22	3253-21	6	Washer-Lock

Ref. No.	Part No.	Qty.	Description
23	323-6	4	Screw-HH
24	3256-24	6	Washer-Flat
25	323-4	2	Screw-HH
26	69-0950	2	Decal-580D
27	66-6140	1	Decal-TORO
28	98-3026-03	2	Bracket-Hinge
29	69-9724	1	Seal-Hood, Front
30	32149-7	4	Nut
31	32152-1	2	Nut

\* Not Illustrated

† Not Serviceable Separately



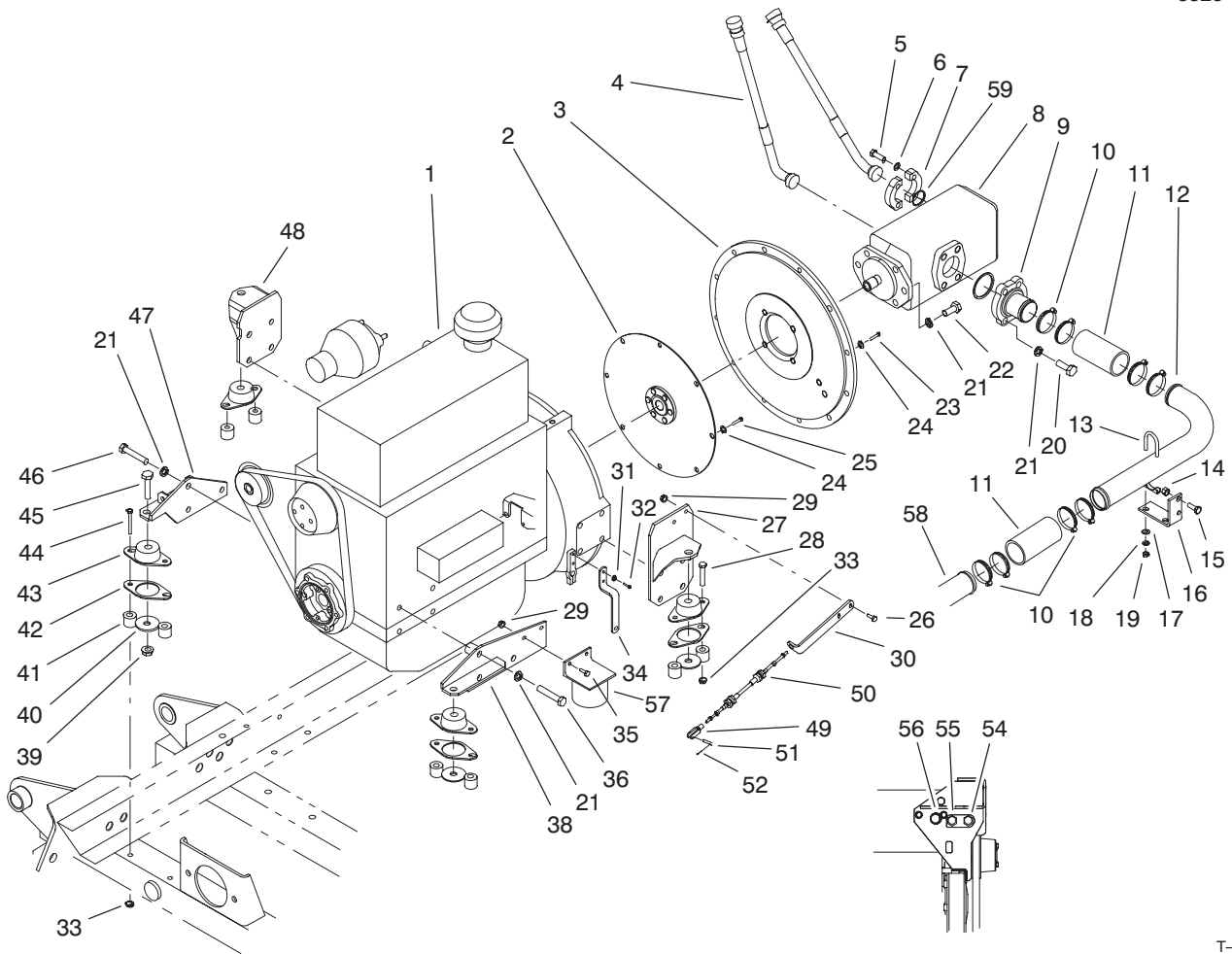
T-2807-2

## Radiator and Oil Cooler Assembly

Ref. No.	Part No.	Qty.	Description
1	71-0350	1	Foam-Radiator Support, RH
2	69-8590-03	1	Support-Radiator, Upper
3	71-0360	1	Foam-Radiator Support, Top
4	98-7320	1	Hose-Radiator, Upper
5	105-0599	1	Cap-Radiator
6	2412-108	2	Clamp-Hose
7	23-2140	1	Hose-Vent, Radiator
8	323-34	7	Screw-HH
9	105-0580-03	1	Shroud-Fan (Incl. Ref. #45 & 46)
10	95-6456	1	Hose-Radiator, Lower
11	2412-92	4	Clamp-Hose
12	98-7311	1	Radiator
13	71-0210	1	Foam-Seal, Radiator
14	304-46	1	Valve-Drain
15	105-0586	2	Foam-Seal
19	32128-20	5	Nut-HHF
20	69-3020	8	Latch
21	3253-2	16	Washer-Lock
22	3290-321	16	Screw-HH
23	46-3380	2	Bolt-Shoulder
24	69-7100-03	1	Support-Radiator, Lower

Ref. No.	Part No.	Qty.	Description
25	3290-216	4	Washer-Bevel
26	32153-5	4	Nut-Lock
27	32152-2	7	Nut-Lock
28	340-65	3	O-Ring
29	69-5620	1	Hose-Hydraulic
30	69-8450	1	Hose-Hydraulic (Incl. Ref. #28)
31	69-5900	1	Tube-Hydraulic
32	69-1670	1	Cooler-Oil (Incl. Ref. #28)
33	32103-3	2	Nut-Wing
34	71-0370	2	Foam-Radiator Support, Lower
35	3253-21	12	Washer-Lock
36	71-0340	1	Foam-Radiator Support, LH
37	88-9450	2	Bracket-Cylinder, Hood
38	2412-41	2	Clamp-R
39	322-5	1	Screw-HH
40	322-6	4	Screw-HH
41	323-7	4	Screw-HH
42	71-0380	1	Foam-Radiator Support, Front
43	325-6	4	Screw-HH





T-2853-3

## Engine Installation Assembly

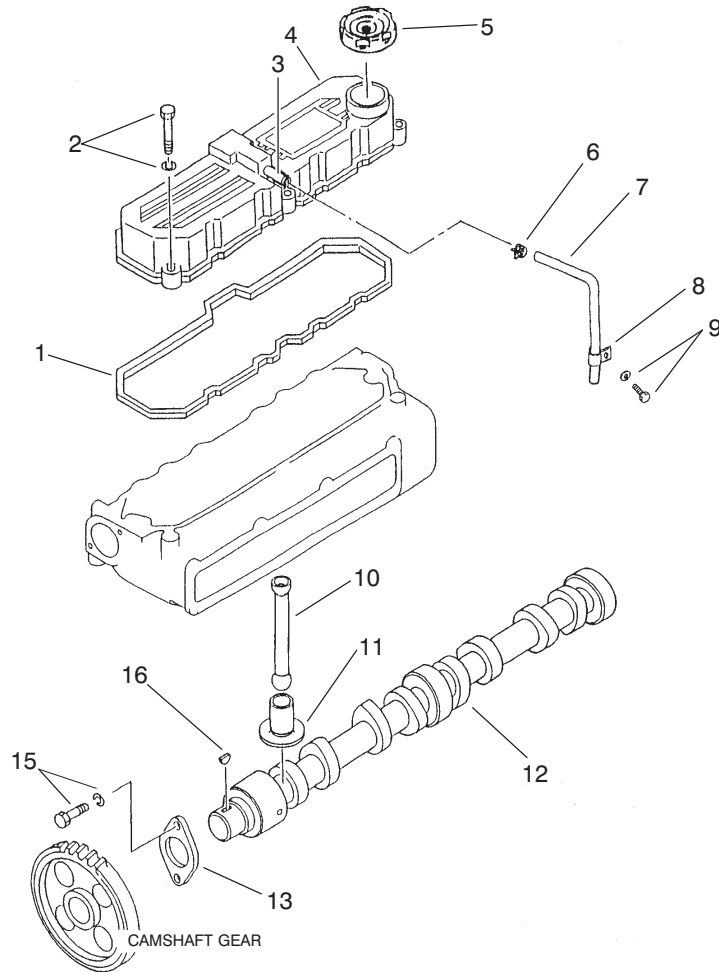
Ref. No.	Part No.	Qty.	Description
1	95-6499	1	Engine ASM
2	99-8879	1	Coupler ASM
3	95-6481-03	1	Plate-Adapter, Pump
4	98-0655	2	Hose ASM
5	323-7	8	Screw-HH
6	3253-21	8	Washer-Lock
7	353-992	4	Flange-Split
8	69-2050-03	1	Pump-Gear, Double
9	354-42	2	Flange-Split, Half
10	2412-42	12	Clamp-Hose
11	69-5640	3	Hose-Suction
12	99-4969	1	Tube-Suction
13	20-4840	2	Clamp-Muffler
14	32152-2	4	Nut-Lock
15	323-6	4	Screw-HH
16	69-9220-03	2	Bracket-Tube, Suction
17	3256-23	4	Washer-Flat
18	3253-4	4	Washer-Lock
19	3217-6	4	Nut-Hex
20	325-6	8	Screw-HH
21	3253-7	12	Washer-Lock
22	3213-2	4	Screw-HH
23	33115-030	12	Screw-HH
24	3253-6	20	Washer-Lock
25	33115-025	8	Screw-HH
26	321-6	2	Screw-HH

Ref. No.	Part No.	Qty.	Description
27	95-6465-03	1	LH Rear Mount ASM
28	323-10	8	Screw-HH
29	32149-2	10	Nut-Lock
30	69-8490-03	1	Bracket-Cable, Throttle
31	3253-3	2	Washer-Lock
32	33113-016	2	Screw-HH
33	32128-21	8	Nut-HFH
34	95-6489-03	1	Bracket-Throttle
35	321-4	2	Screw-HH
36	33116-050	3	Screw-HH
38	95-6470-03	1	LH Mount ASM
39	32128-23	4	Nut-HHF
40	98-3023	4	Washer
41	95-6486	8	Spacer-Mount
42	98-0830	4	Retainer-Mount
43	98-3024	4	Mount-Engine
44	323-38	4	Screw-HH
45	325-9	4	Screw-HH
46	33116-030	3	Screw-HH
47	95-6467-03	1	RH Mount ASM
48	95-6465-03	1	Rear Mount ASM
49	282-28	1	Clevis-Adjustable
50	77-2990	1	Cable-Throttle
51	69-0090	1	Pin-Throttle









T-2951

## Rocker Cover and Camshaft Assembly

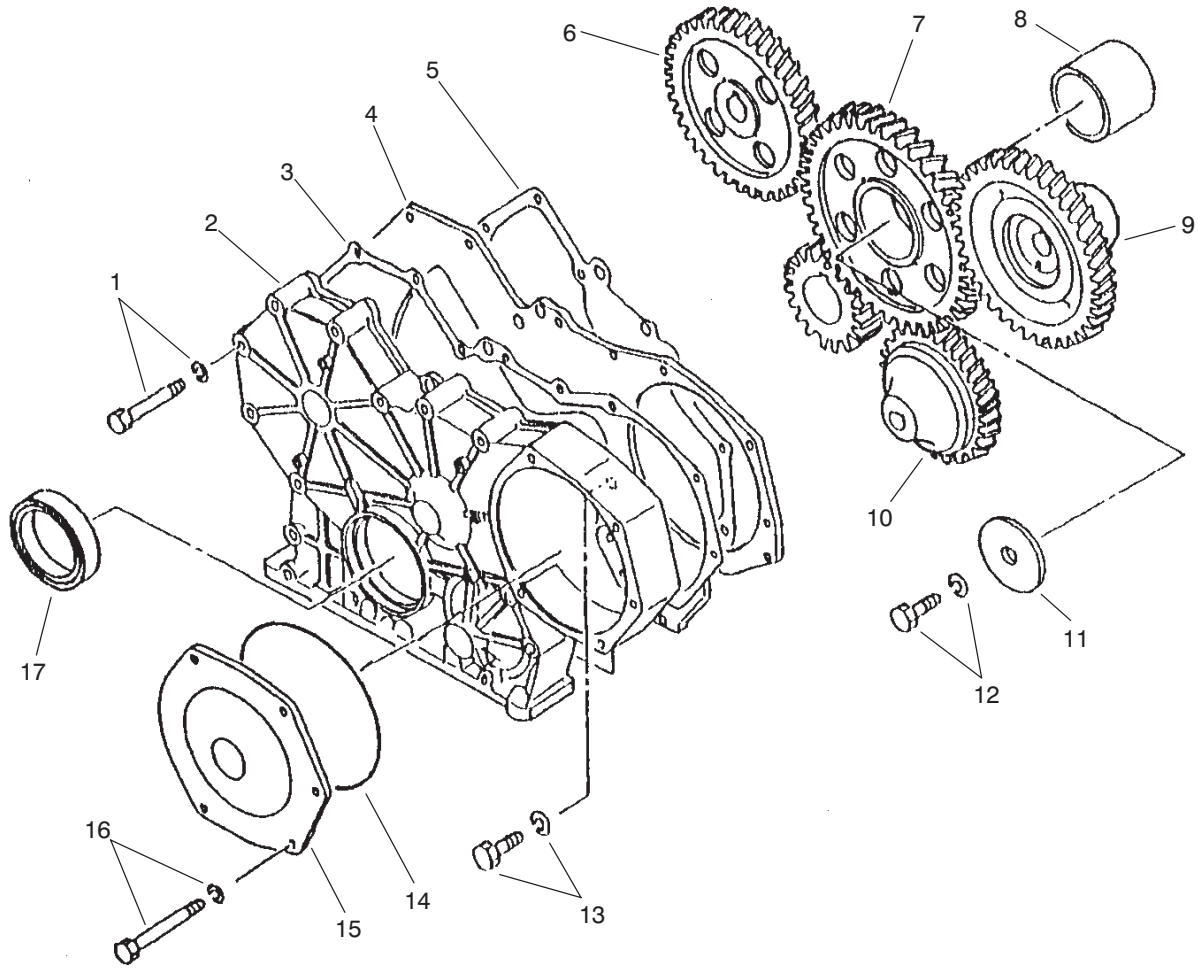
Ref. No.	Part No.	Qty.	Description
1	99-1827	1	Gasket-Rocker
2	99-1828	5	Bolt w/Washer
3		1	Pipe
4		1	Cover-Rocker
5	42-7420	1	Cap-Filter, Oil
6	99-1833	1	Clip-Hose
7	99-1834	1	Hose-Breather
8	99-1835	1	Clip
9	99-1836	1	Bolt w/Washer
10	99-1832	8	Rod-Push
11	99-1831	8	Tappet
12	99-1829	1	Camshaft
13	51-5470	1	Plate-Thrust
15	99-1830	2	Bolt w/Washer
16	51-5460	1	Key-Woodruff
*	99-1826	1	Rocker Cover ASM (Incl. Ref. #3-4)

Ref. No.	Part No.	Qty.	Description

\* Not Illustrated







T-2954

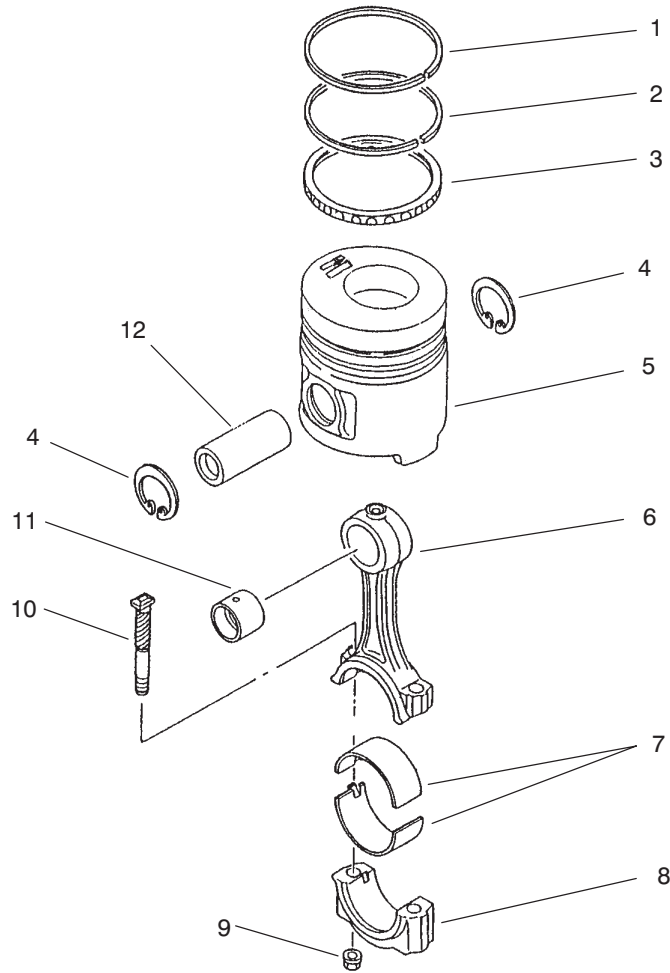
## Timing Gear Case and Timing Gear Assembly

Ref. No.	Part No.	Qty.	Description
1	99-1864	13	Bolt w/Washer
2	99-1861	1	Case-Gear, Timing
3	99-1862	1	Gasket-Gear
4	99-1859	1	Plate-Front
5	99-1860	1	Gasket-Plate, Front
6	99-1868	1	Gear-Camshaft
7		1	Gear-Idler
8		1	Bushing
9	99-1869	1	Gear-Pump, Injection
10	99-1873	1	Gear-Pump, Oil
11	99-1871	1	Plate-Thrust
12	99-1872	1	Bolt w/Washer
13	99-1810	5	Bolt w/Washer
14	99-1865	1	O-Ring
15	99-1863	1	Cover-Gear, Case
16	99-1866	5	Bolt w/Washer
17	99-1867	1	Seal-Oil
*	99-1870	1	Idler Gear ASM (Incl. Ref. #7-8)

Ref. No.	Part No.	Qty.	Description

\* Not Illustrated





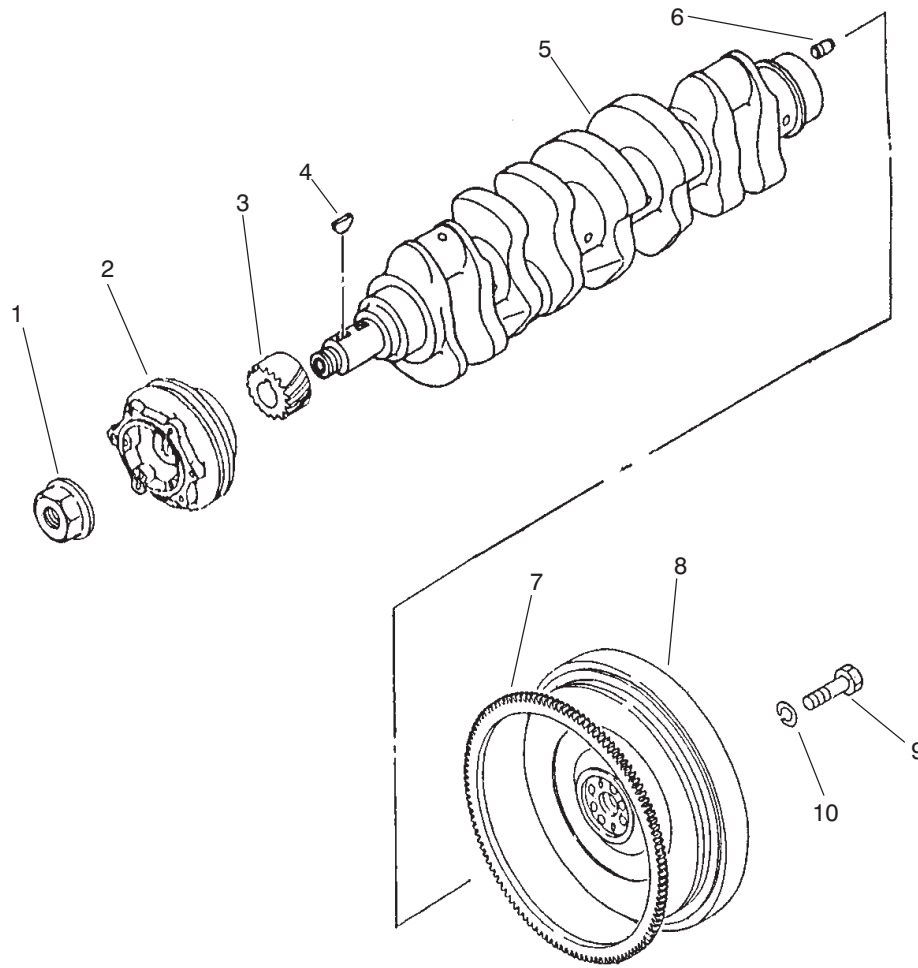
T-2956

## Piston and Connecting Rod Assembly

Ref. No.	Part No.	Qty.	Description
1		4	Ring-No. 1
*	99-1884	4	Ring-Piston O.S. 0.25 (Incl. Ref. #1-3)
2		4	Ring-No. 2
*	99-1885	4	Ring-Piston O.S. 0.50 (Incl. Ref. #1-3)
3		4	Ring-Oil
4	99-1887	8	Ring-Snap
5	99-1880	4	Piston-Std.
5	99-1881	4	Piston-O.S. 0.25
5	99-1882	4	Piston-O.S. 0.50
6		4	Rod-Connecting
7	99-1891	1	Set-Metal Std.
7	99-1892	1	Set-Metal O.S. 0.25
7	99-1893	1	Set-Metal O.S. 0.50
7	99-1894	1	Set-Metal O.S. 0.75
8		4	Cap-Rod, Connecting
9	51-6230	8	Nut
10	99-1889	8	Bolt-Connecting
11	99-1890	8	Bushing-Rod, Connecting
12	99-1886	4	Pin-Piston
*	99-1888	4	Connecting Rod ASM (Incl. Ref. #6-11)
*	99-1883	4	Set-Ring, Piston Std (Incl. Ref. #1-3)

Ref. No.	Part No.	Qty.	Description

\* Not Illustrated



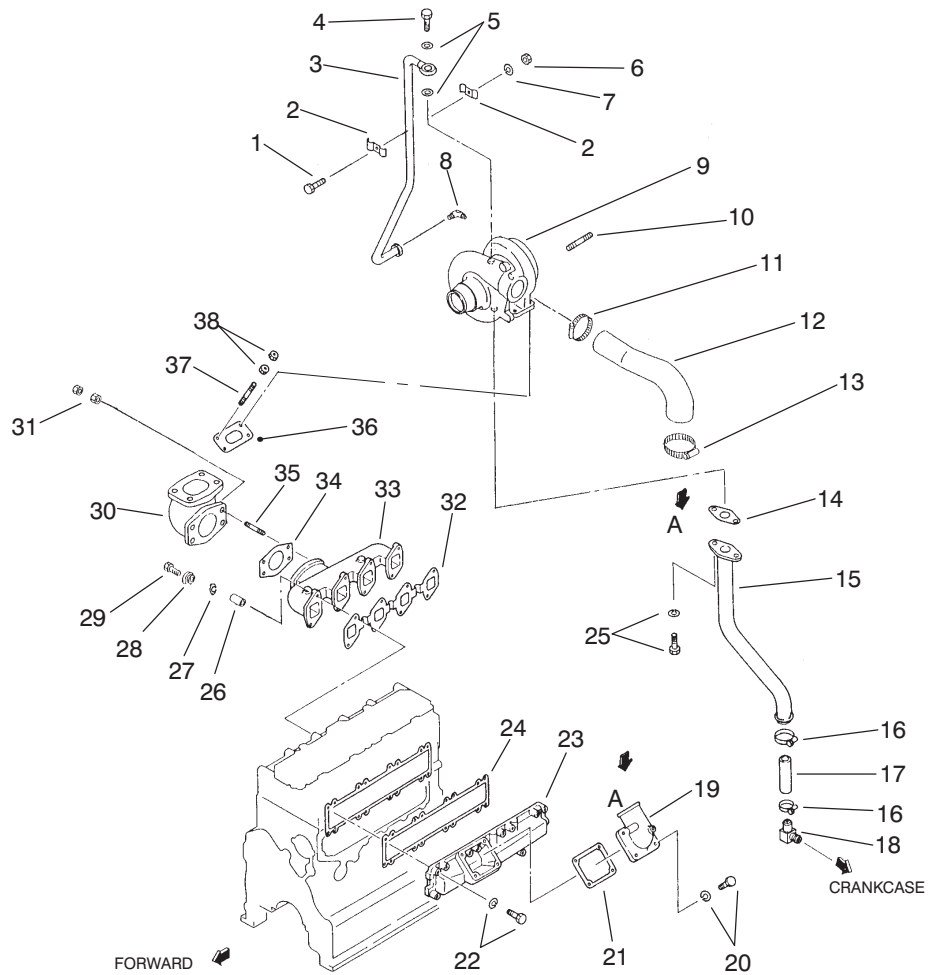
T-2957

## Crankshaft and Flywheel Assembly

Ref. No.	Part No.	Qty.	Description
1	99-1897	1	Nut-Crankshaft
2	99-1896	1	Pulley-Crankshaft
3	99-1898	1	Gear-Crankshaft
4	51-5460	2	Key-Woodruff
5		1	Crankshaft
6	51-6300	2	Pin-Dowel
7	99-2100	1	Gear-Ring
8		1	Flywheel
9	70-2880	4	Bolt
10	51-8610	4	Washer-Spring
*	99-1895	1	Crankshaft ASM (Incl. Ref. #1-6)
*	99-1899	1	Flywheel ASM (Incl. Ref. #7-8)

Ref. No.	Part No.	Qty.	Description

\* Not Illustrated

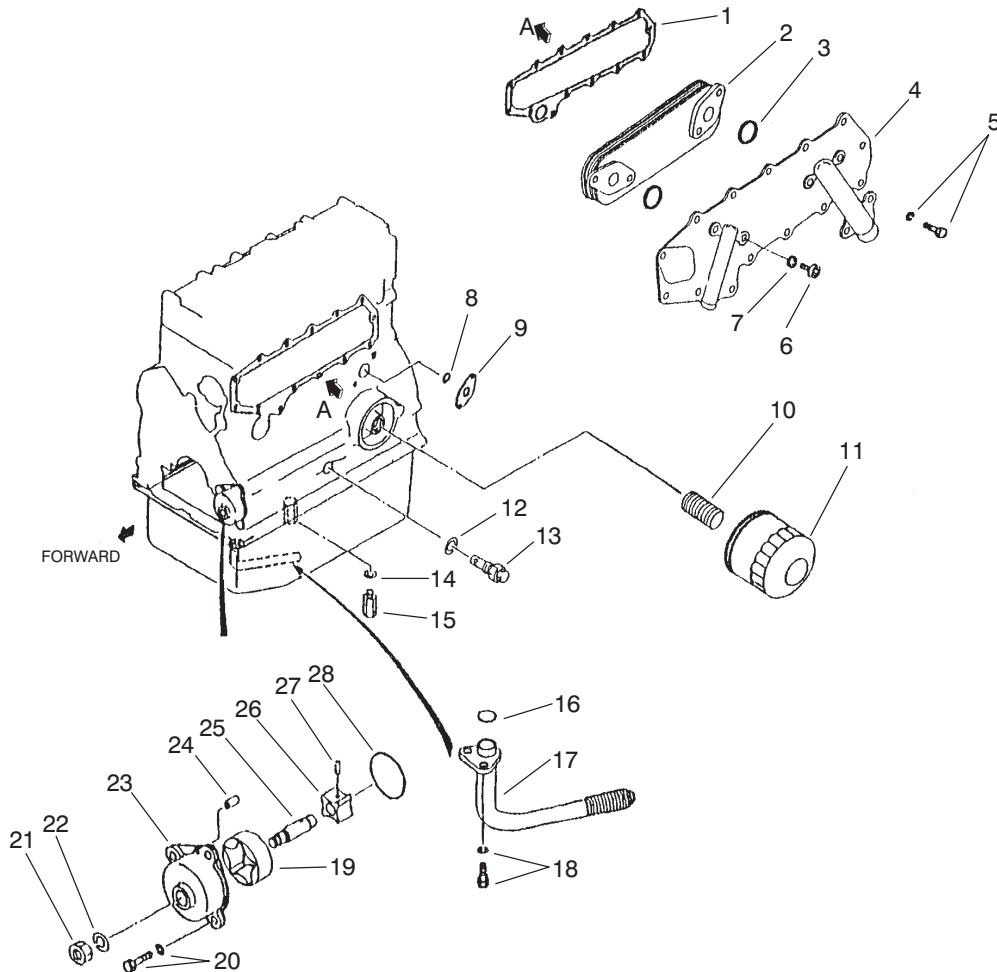


T-2958

## Inlet and Exhaust Manifold Assembly

Ref. No.	Part No.	Qty.	Description
1	60-7290	1	Bolt
2	99-2125	2	Clamp
3	99-2119	1	Pipe-Oil
4	70-4980	1	Bolt-Eye
5	51-5060	2	Gasket
6	99-2126	1	Nut
7	51-7400	1	Washer-Spring
8	99-2120	1	Elbow
9	99-2124	1	Turbocharger ASM
10	99-2115	3	Stud
11	99-2117	1	Clamp
12	99-2116	1	Hose-Air
13	70-3440	1	Clamp
14	99-2121	1	Gasket-Pipe, Drain
15	99-2118	1	Pipe-Drain, Oil
16	70-3090	2	Clamp-Hose
17	99-2123	1	Hose-Oil
18	70-5310	1	Elbow
19	99-2103	1	Elbow-Inlet, Air
20	99-1811	4	Bolt w/Washer
21	99-2104	1	Gasket-Heater, Air
22	99-1828	16	Bolt w/Washer
23	99-2101	1	Manifold Inlet ASM
24	99-2102	1	Gasket-Manifold, Inlet
25	99-2122	2	Bolt w/Washer
26	99-2109	8	Spacer

Ref. No.	Part No.	Qty.	Description
27	51-7250	8	Washer-Spring
28	99-2110	8	Washer
29	99-2111	8	Bolt w/Washer
30	99-2106	1	Pipe-Exhaust
31	60-7120	8	Nut
32	99-2107	1	Gasket-Exhaust, Manifold
33	99-2108	1	Manifold Exhaust ASM
34	99-2105	1	Gasket-Exhaust
35	70-3480	4	Stud
36	99-2114	1	Gasket-Exhaust
37	99-2112	4	Stud
38	99-2113	8	Nut-Lock



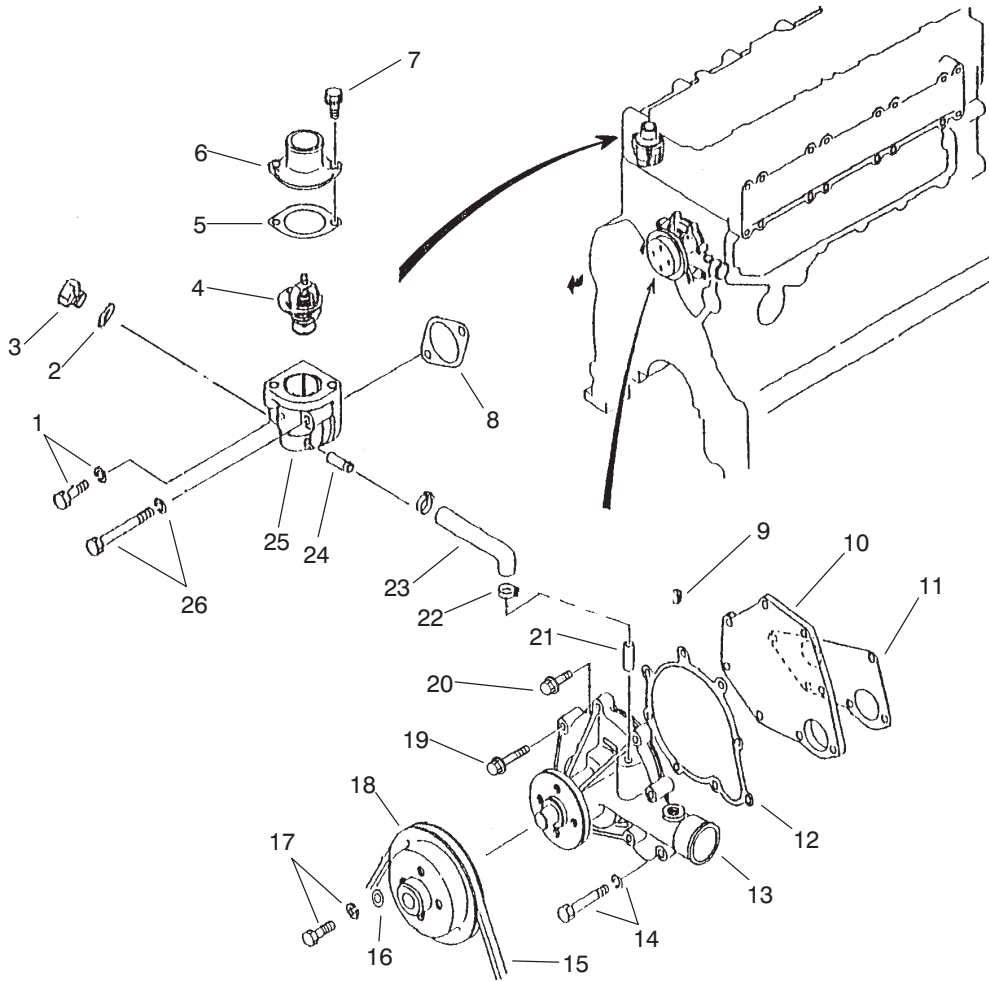
T-2959

## Oil System Assembly

Ref. No.	Part No.	Qty.	Description
1	99-2139	1	Gasket-Cover, Side
2	99-2136	1	Element ASM
3	99-2141	2	O-Ring
4		1	Case ASM
5	99-1811	16	Bolt w/Washer
6	99-2138	4	Bolt-Cooler, Oil
7	99-2142	4	Gasket
8	99-2131	2	O-Ring
9	99-2140	1	Gasket
10	99-2144	1	Union-Filter, Oil
11	99-2143	1	Cartridge-Oil
12	93-3417	1	Gasket
13	99-2132	1	Valve
14	99-2134	1	Gasket
15	99-2133	1	Valve
16	99-2131	1	O-Ring
17	99-2130	1	Strainer-Oil
18	99-1830	2	Bolt w/Washer
19		1	Rotor-Outer
20	99-1811	4	Bolt w/Washer
21	99-2129	1	Nut-Jam
22	51-6390	1	Washer-Spring
23		1	Case-Pump, Oil
24		2	Pin-Dowel
25		1	Shaft-Pump, Oil
26		1	Rotor-Inner

Ref. No.	Part No.	Qty.	Description
27		1	Pin
28	99-2128	1	O-Ring
*	99-2127	1	Oil Pump ASM (Incl. Ref.#19 & 23-27)
*	99-2137	1	Case ASM
*	99-2135	1	Oil Cooler ASM (Incl. Ref. #2-4 & 6-7)

\* Not Illustrated



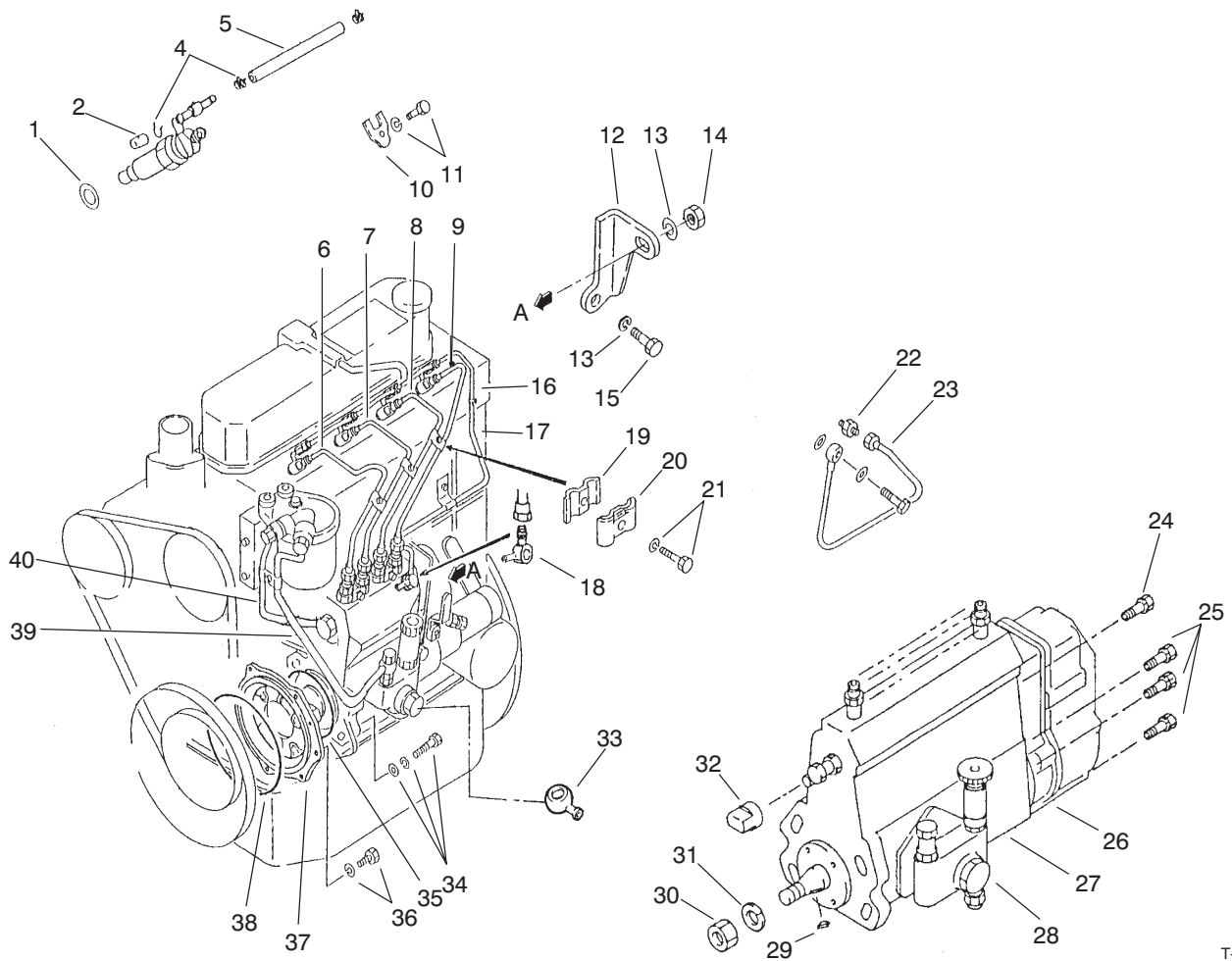
T-2960

## Cooling System Assembly

Ref. No.	Part No.	Qty.	Description
1	99-2150	1	Bolt w/Washer
2	99-1813	2	Gasket
3	99-1812	2	Plug-Drain
4	99-2155	1	Thermostat
5	99-2154	1	Gasket-Thermostat
6	99-2153	1	Cover-Thermostat
7	92-2133	2	Bolt-Flange
8	51-7210	1	Gasket
9		1	Plug-Tapered
10	99-2146	1	Cover-Pump, Water
11	99-2148	1	Gasket-Pump, Water
12	99-2147	1	Gasket-Cover, Pump
13		1	Case-Pump, Water
14	99-2150	5	Bolt w/Washer
15	99-2159	1	Belt-Edge, Raw
16	51-5160	4	Washer
17	99-2160	4	Bolt w/Washer
18	99-2149	1	Pulley-Pump, Water
19	99-2151	1	Bolt-Flange
20	92-2133	2	Bolt-Flange
21		1	Pipe-Water
22	93-4297	2	Clamp-Hose
23	99-2152	1	Hose-By-Pass
24		1	Pipe
25		1	Case
26	99-2158	1	Bolt w/Washer

Ref. No.	Part No.	Qty.	Description
*	99-2157	1	Thermostat ASM (Incl. Ref.# 4-7 & 24-25)
*	99-2145	1	Water Pump ASM (Incl. Ref. #9-10, 12-13 & 19-21)
*	99-2156	1	Thermostat Case ASM (Incl. Ref. #24-25)

\* Not Illustrated

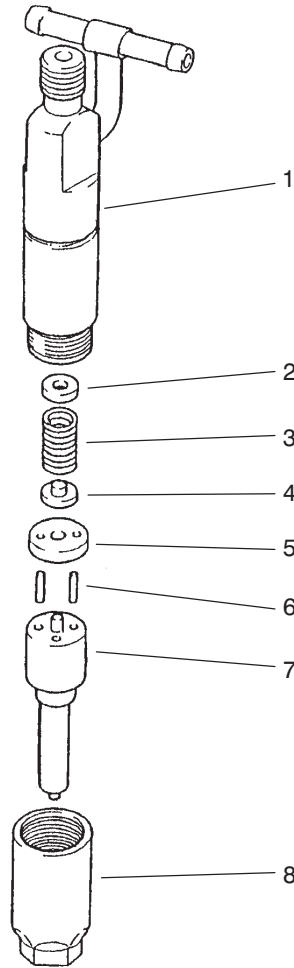


T-2961

## Fuel Injection Pump Mount Assembly

Ref. No.	Part No.	Qty.	Description
1	98-7375	4	Gasket-Nozzle
2	99-2167	1	Cap
4	99-2169	7	Clip
*	99-2168	3	Oil Hose ASM (Incl. Ref. #4 & 5)
5		3	Hose-Fuel
6	99-2172	1	Pipe-Injection No. 1
7	99-2173	1	Pipe-Injection No. 2
8	99-2174	1	Pipe-Injection No. 3
9	99-2175	1	Pipe-Injection No. 4
10	99-2165	4	Support-Nozzle
11	99-2166	4	Bolt w/Washer
12	99-2170	1	Bracket-Pump
13	51-7250	2	Washer-Spring
14	60-7120	1	Nut
15	60-7280	1	Bolt
16	99-2178	1	Fuel Hose ASM
17	99-2176	1	Pipe-Return, Fuel
18	99-2177	1	Joint-Eye
19	56-0750	3	Clamp (B)
20	56-0760	3	Clamp (A)
21	99-2179	3	Bolt-w/Washer
22	99-2185	1	Connector
23	99-2184	1	Pipe-Oil
24	99-2164	1	Bolt-w/Washer
25	70-6530	6	Bolt-w/Washer

Ref. No.	Part No.	Qty.	Description
26		1	Governor ASM
27		1	Injection Body ASM
28	99-2163	1	Feed Pump ASM
29	70-6880	1	Key-Woodruff
30	70-6780	1	Nut-Hex
31	70-6680	1	Washer-Spring
32	99-2162	1	Cover-Control
33	99-2186	1	Color
34	99-2183	4	Bolt-w/Washers
35	99-2182	1	O-Ring
36	99-1811	1	Bolt-w/Washer
37	99-2171	1	Flange-Pimp, Injection
38	99-1865	1	O-Ring
39	99-2181	1	Hose
40	99-2180	1	Hose
*	99-2161	1	Injection Pump ASM (Incl. Ref. #24-32)

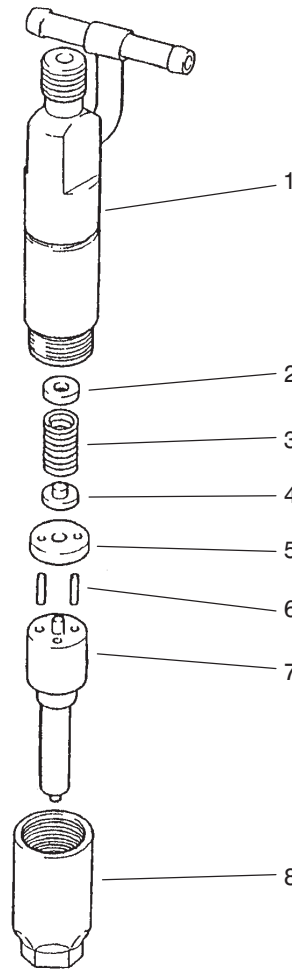


T-2962

## Nozzle Assembly

Ref. No.	Part No.	Qty.	Description
1	99-2779	4	Body ASM
2	70-4860	AR	Washer-1.000mm Thick
2	70-4870	AR	Washer-1.050mm Thick
2	70-4880	AR	Washer-1.100mm Thick
2	99-2190	AR	Washer-1.150mm Thick
2	99-2191	AR	Washer-1.200mm Thick
2	99-2192	AR	Washer-1.250mm Thick
2	99-2193	AR	Washer-1.300mm Thick
2	99-2194	AR	Washer-1.350mm Thick
2	99-2195	AR	Washer-1.400mm Thick
2	99-2196	AR	Washer-1.450mm Thick
2	99-2197	AR	Washer-1.500mm Thick
2	99-2198	AR	Washer-1.550mm Thick
2	99-2199	AR	Washer-1.600mm Thick

Ref. No.	Part No.	Qty.	Description
2	99-2200	AR	Washer-1.650mm Thick
2	99-2201	AR	Washer-1.700mm Thick
2	99-2202	AR	Washer-1.750mm Thick
2	99-2203	AR	Washer-1.800mm Thick
2	70-4890	AR	Washer-1.275mm Thick
2	70-4900	AR	Washer-1.325mm Thick
2	99-2204	AR	Washer-1.375mm Thick
2	99-2205	AR	Washer-1.425mm Thick
2	99-2206	AR	Washer-1.475mm Thick
2	70-4920	AR	Washer-0.950mm Thick
2	99-2207	AR	Washer-0.700mm Thick
2	99-2217	AR	Washer-0.750mm Thick

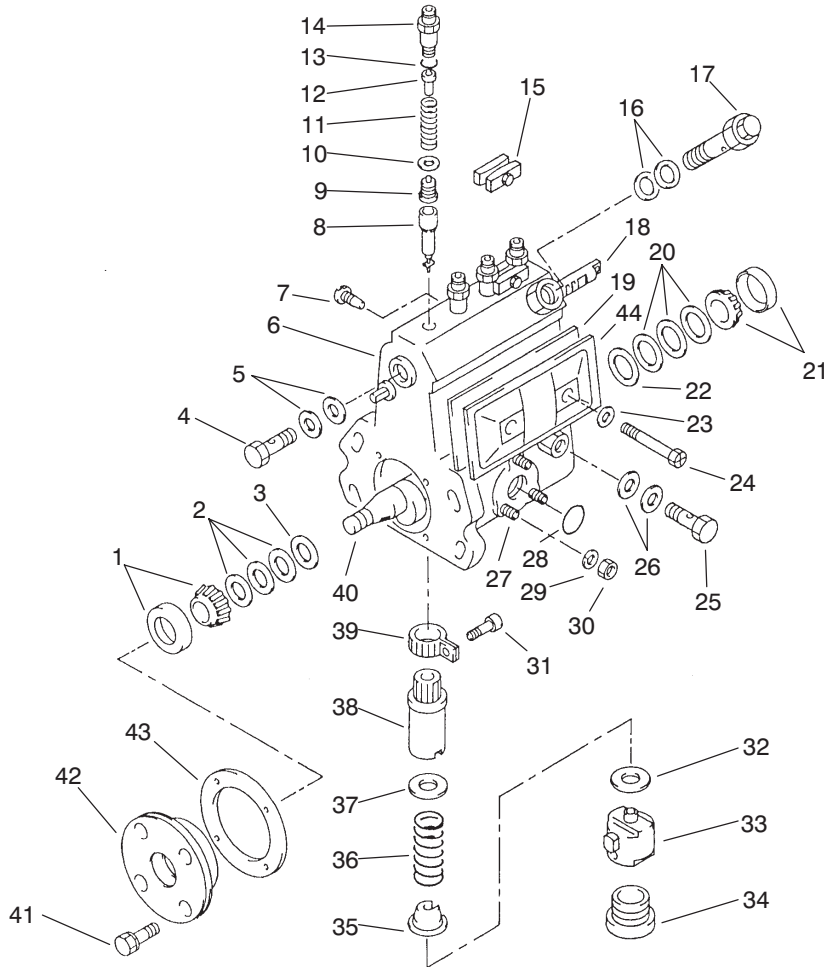


T-2962

### Nozzle Assembly (Continued)

Ref. No.	Part No.	Qty.	Description
2	99-2208	AR	Washer-0.800mm Thick
2	99-2209	AR	Washer-0.850mm Thick
2	99-2210	AR	Washer-0.900mm Thick
2	99-2211	AR	Washer-0.975mm Thick
2	99-2212	AR	Washer-1.025mm Thick
2	99-2213	AR	Washer-1.075mm Thick
2	99-2214	AR	Washer-1.125mm Thick
2	99-2215	AR	Washer-1.175mm Thick
2	99-2216	AR	Washer-1.225mm Thick
3	99-2281	4	Spring-Pressure
4	99-2280	4	Pin-Pressure
5	99-2218	4	Packing
6	70-6830	8	Pin-Straight
7	99-2189	4	Nozzle Tip ASM
8	70-4840	4	Nut-Retaining
*	99-2187	4	Nozzle ASM (Incl. Ref. #1-8)

Ref. No.	Part No.	Qty.	Description
*	99-2188	4	Holder ASM (Incl. Ref. #1-6 & 8)

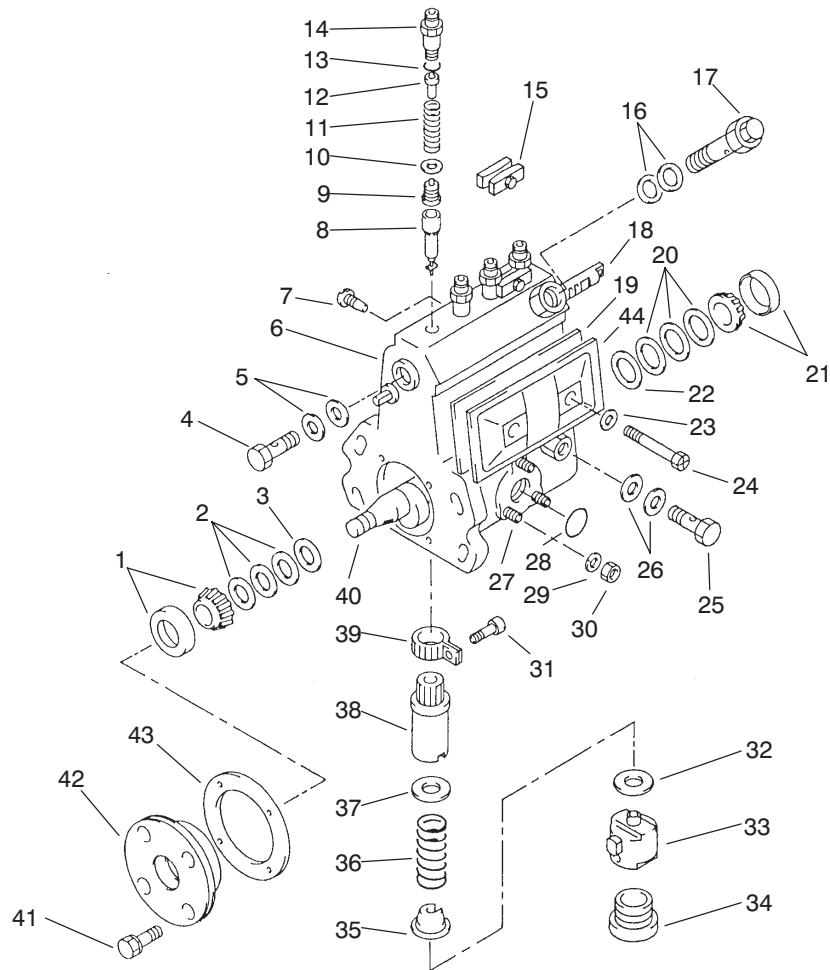


T-2963

## Injection Pump Assembly

Ref. No.	Part No.	Qty.	Description
1	70-6840	1	Bearing-Roller
2	70-3780	AR	Shim-0.10mm Thick
2	70-3790	AR	Shim-0.15mm Thick
2	70-3800	AR	Shim-0.30mm Thick
2	70-3810	AR	Shim-0.50mm Thick
2	99-2240	AR	Shim-1.00mm Thick
2	99-2241	AR	Shim-1.50mm Thick
2	99-2242	AR	Shim-0.12mm Thick
2	99-2243	AR	Shim-0.14mm Thick
2	99-2244	AR	Shim-0.18mm Thick
2	99-2245	AR	Shim-0.03mm Thick
3	70-3700	1	Ring-Adjust
4	70-6940	1	Screw-Hollow
5	70-3870	2	Washer-Union
6		1	Housing-Pump
7	99-2234	1	Screw-Guide, Rack
8	99-2224	4	Element-Pump
9	99-2223	4	Valve-Delivery
10	70-3530	4	Gasket-Valve
11	99-2222	4	Spring-Valve
12	99-2221	4	Stopper-Valve
13	70-6910	4	O-Ring
14	99-2220	4	Holder-Valve
15	70-3880	2	Plate-Set
16	70-3860	2	Washer-Union
17	99-2239	1	Valve ASM

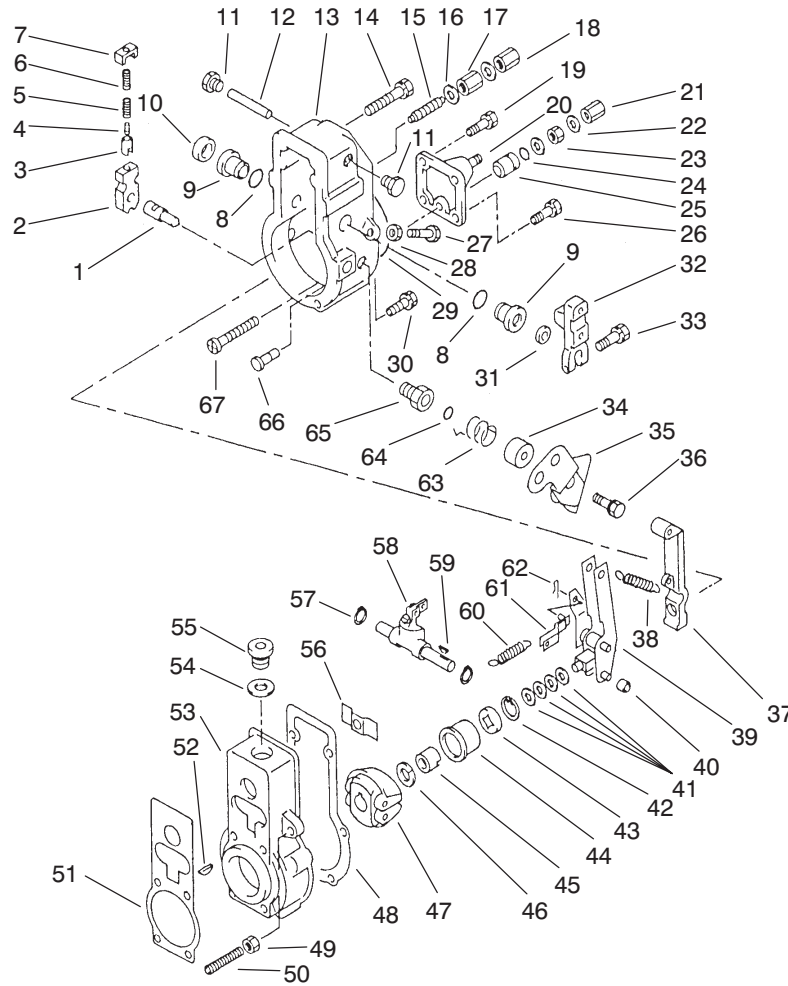
Ref. No.	Part No.	Qty.	Description
18	99-2233	1	Rack-Control
19	70-3930	1	Gasket-Plate, Cover
20	70-3710	AR	Shim-0.10mm Thick
20	70-3720	AR	Shim-0.12mm Thick
20	70-3730	AR	Shim-0.14mm Thick
20	70-3740	AR	Shim-0.16mm Thick
20	70-3750	AR	Shim-0.18mm Thick
20	70-3760	AR	Shim-0.50mm Thick
20	70-3770	AR	Shim-0.30mm Thick
20	99-2228	AR	Shim-1.00mm Thick
20	99-2229	AR	Shim-1.50mm Thick
20	99-2230	AR	Shim-2.00mm Thick
20	99-2231	AR	Shim-0.03mm Thick
21	70-6850	1	Bearing-Roller
22	70-3690	1	Ring-Adjusting
23	70-3900	2	Packing
24	70-3950	2	Screw
25	70-6930	1	Screw-Hollow
26	70-3910	2	Washer-Nipple
27	70-6720	3	Stud
28	70-6900	1	O-Ring
29	99-2238	3	Washer-Spring
30	99-2237	3	Nut-Hex
31	70-3570	4	Screw-Clamp, Pinion
32	70-3970	AR	Shim-0.60mm Thick
32	70-3980	AR	Shim-0.70mm Thick



T-2963

## Injection Pump Assembly (Continued)

Ref. No.	Part No.	Qty.	Description	Ref. No.	Part No.	Qty.	Description
32	70-3990	AR	Shim-0.80mm Thick	*	99-2235	1	Pump Cover ASM (Incl. Ref.#23-24 &44)
32	70-4000	AR	Shim-0.90mm Thick				
32	70-4010	AR	Shim-1.00mm Thick				
32	70-4020	AR	Shim-1.10mm Thick				
32	70-4030	AR	Shim-1.20mm Thick				
32	70-4040	AR	Shim-1.30mm Thick				
32	70-4050	AR	Shim-1.40mm Thick				
32	70-4060	AR	Shim-0.10mm Thick				
32	70-4070	AR	Shim-0.20mm Thick				
32	70-4080	AR	Shim-0.30mm Thick				
32	70-4090	AR	Shim-0.40mm Thick				
32	70-4100	AR	Shim-0.50mm Thick				
32	70-4110	AR	Shim-0.15mm Thick				
32	99-2236	AR	Shim-0.13mm Thick				
33	70-3630	4	Tappet				
34	70-3670	4	Plug-Screw				
35	70-3610	4	Sheet-Spring, Lower				
36	99-2227	4	Spring-Plunger				
37	99-2226	4	Sheet-Spring, Upper				
38	99-2225	4	Sleeve-Control				
39	70-3560	4	Pinion-Control				
40	70-3680	1	Camshaft				
41	70-6540	4	Bolt-w/Washer				
42	70-3820	1	Cover-Bearing				
43	99-2232	1	Gasket-Cover, Bearing				
44	70-3940	1	Cover-Plate				



T-2964

## Governor Assembly

Ref. No.	Part No.	Qty.	Description
1	70-4480	1	Shaft-Governor
2	70-4470	1	Lever-Support
3	70-4490	1	Cup-Spring
4	70-4510	1	Spring
5	70-4520	1	Spring
6	70-4500	1	Spring
7	70-4460	1	Plate-Cap
8	70-6510	2	O-Ring
9	70-4230	2	Bushing-Lever
10	70-4580	1	Cap-Lever
11	70-4360	2	Plug-Screw
12	70-4350	1	Shaft-Lever
13	70-4400	1	Cover-Governor
14	70-6740	2	Bolt w/Washer
15	99-2251	1	Capsule
16	70-3890	2	Washer-Nipple
17	70-4310	1	Nut-Lock, Adapter
18	70-4440	1	Nut-Cap
19	70-6540	2	Bolt w/Washer
20	99-2254	1	Plate-Cover
21	99-2248	1	Nut-Cap
22	70-6690	2	Washer-Plate
23	99-2260	1	Nut-Hex
24	70-6500	1	O-Ring
25	70-4330	1	Bushing
26	99-2255	2	Bolt w/Washer

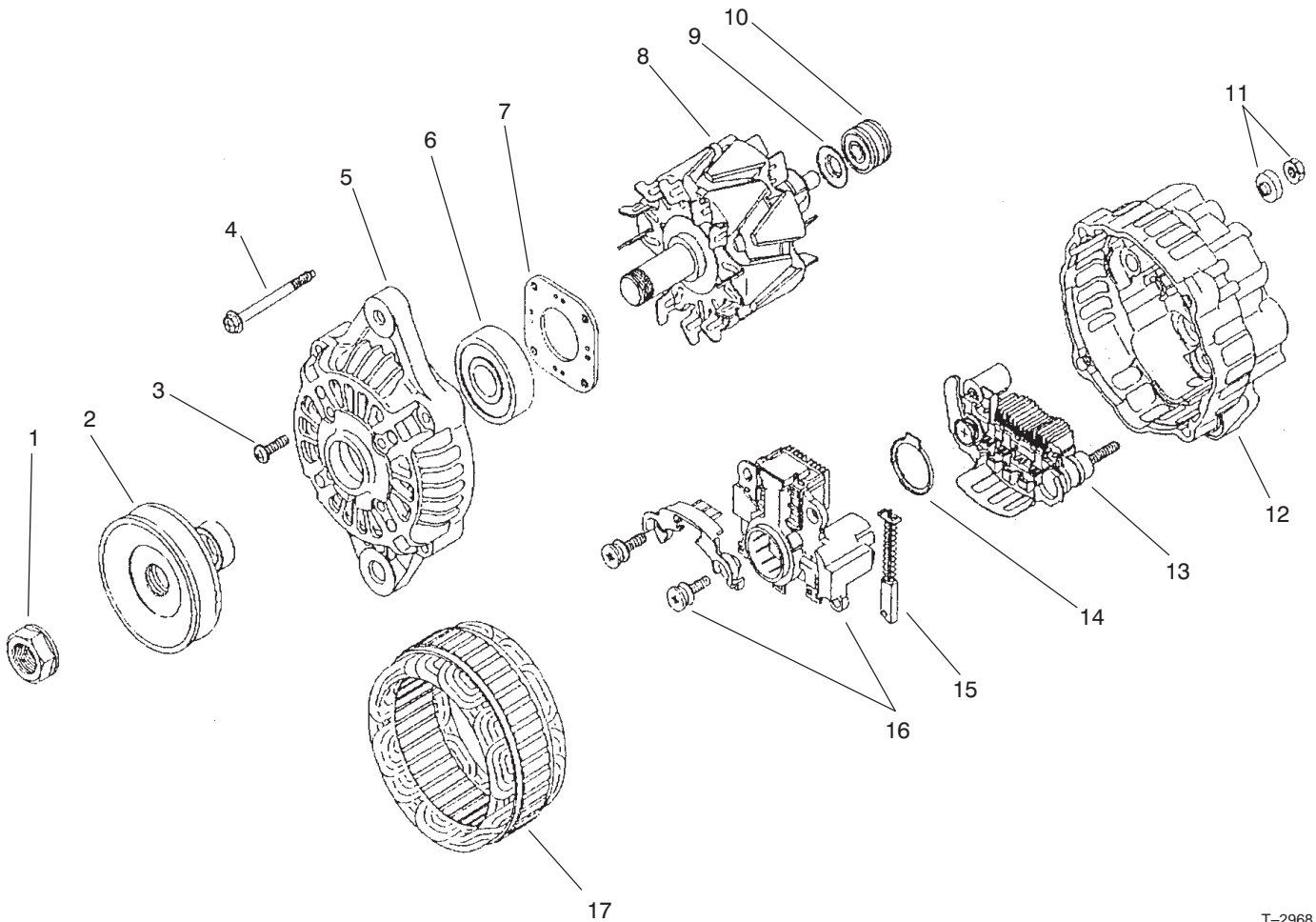
Ref. No.	Part No.	Qty.	Description
27	70-4430	1	Screw-Adjusting
28	70-6560	1	Nut w/Hole
29	70-6790	1	Packing-Plate, Rubber
30	70-6750	4	Bolt w/Washer
31	70-6920	1	Seal-Oil
32	99-2253	1	Lever-Adjusting
33	70-6730	1	Bolt w/Washer
34	70-4530	1	Cover-Spring
35	70-4570	1	Lever-Stop
36	70-6520	1	Bolt w/Washer
37	99-2249	1	Lever-Tension
38	70-4370	1	Spring-Control
39	70-4320	1	Tension Control ASM
40	70-4540	1	Slider-Supporting
41	70-6610	AR	Washer-Plate 0.2mm Thick
41	70-6620	AR	Washer-Plate 0.3mm Thick
41	70-6630	AR	Washer-Plate 0.4mm Thick
41	70-6640	AR	Washer-Plate 0.1mm Thick
41	70-6650	AR	Washer-Plate 1.0mm Thick
42	70-6490	1	Ring-Snap
43	70-4200	1	Plate











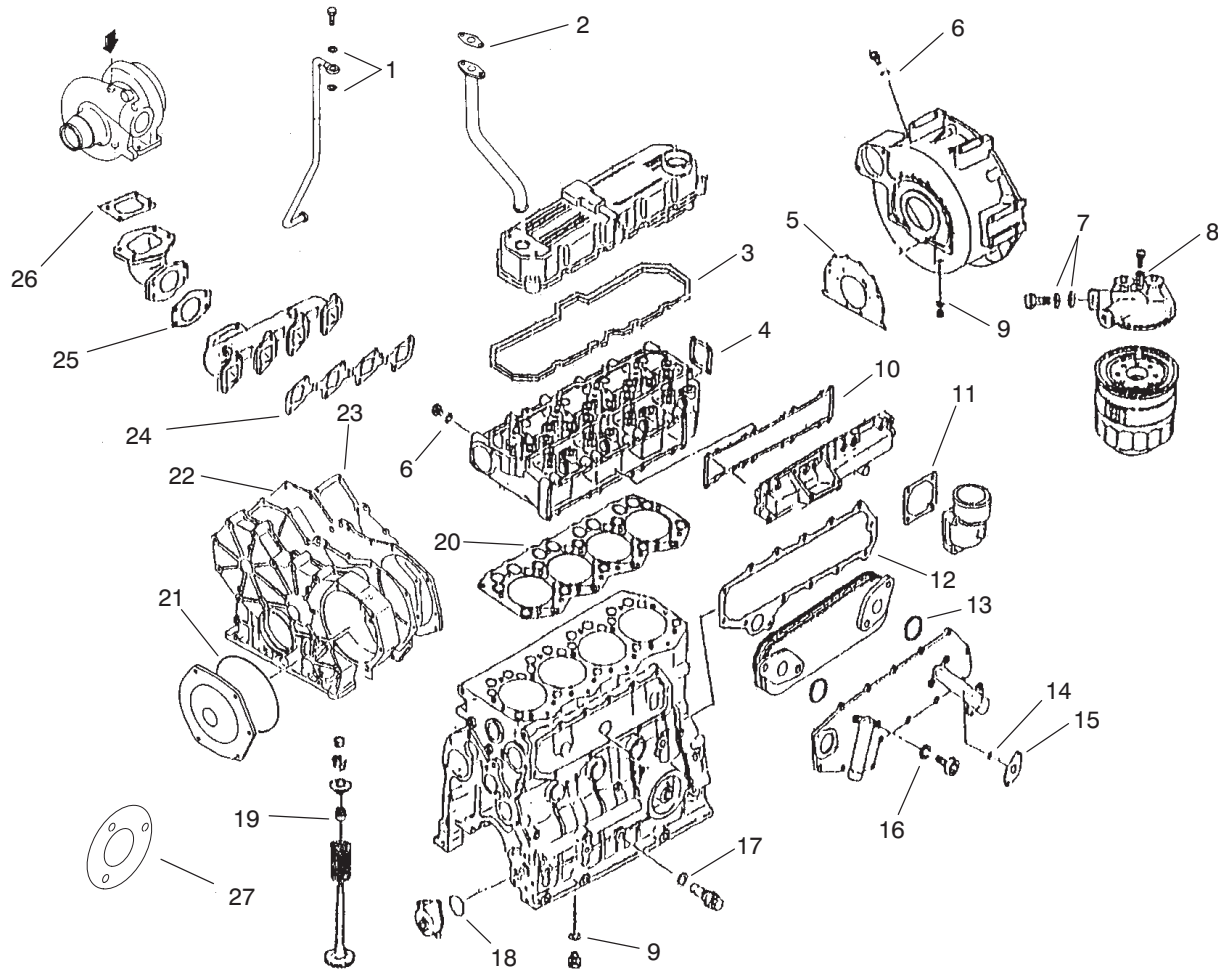
T-2968

## Alternator Assembly

Ref. No.	Part No.	Qty.	Description
1	93-3578	1	Nut
2	99-2271	1	Pulley ASM
3	93-3582	1	Set-Screw
4	93-3580	1	Set-Bolt
5		1	Front Cover ASM
6	93-3583	1	Bearing-Front
7		1	Plate
8		1	Rotor
9		1	Washer
10	93-3585	1	Bearing-Rear
11	99-2275	1	Set-Nut
12		1	Rear Cover ASM
13	99-2274	1	Rectifier ASM
14		1	Ring-Retaining
15	93-3589	2	Brush
16		1	Regulator ASM
17	93-3586	1	Stator ASM
*	99-2269	1	Alternator ASM (Incl. Ref. #1-17)
*	99-2272	1	Front Bracket ASM (Incl. Ref. #3 & 5-7)
*	93-3584	1	Rotor ASM (Incl. Ref. #8-10)
*	99-2273	1	Rear Bracket ASM (Incl. Ref. #11-16)

Ref. No.	Part No.	Qty.	Description
*	93-3588	1	Set-Regulator (Incl. Ref. #14-16)

\* Not Illustrated



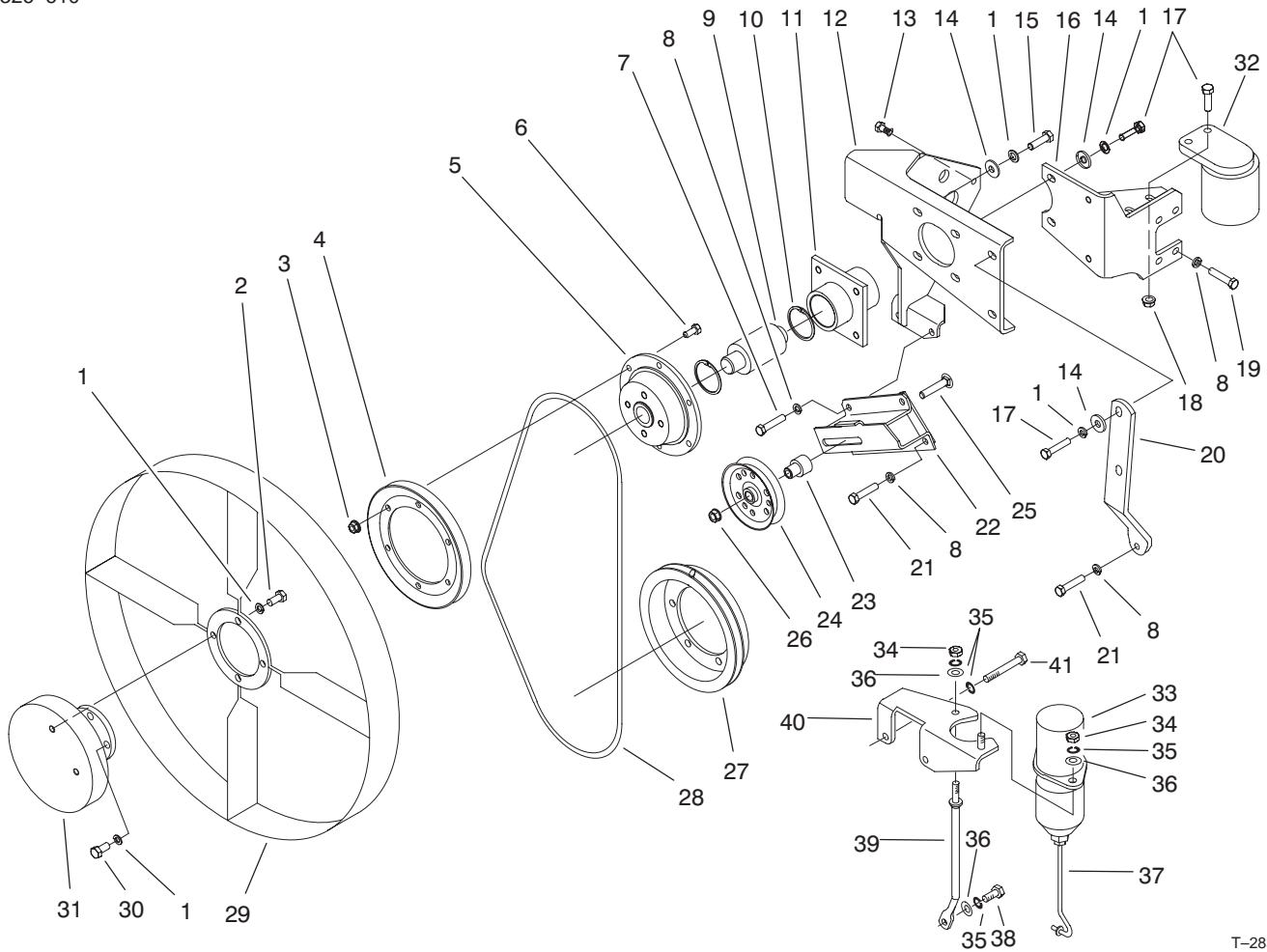
T-2969

## Overhaul Gasket Kit Assembly

Ref. No.	Part No.	Qty.	Description
1	51-5060	2	Gasket
2	99-2104	1	Gasket
3	99-1827	1	Gasket-Rocker
4	99-1809	1	Gasket-Head, Cylinder
5	99-1855	1	Gasket-Rear
6	99-1813	2	Gasket
7	51-5390	10	Washer-Sealing
8	51-5840	1	Washer-Sealing
9	99-2134	1	Gasket
10	99-2102	1	Gasket-Manifold, Inlet
11	99-2104	1	Gasket
12	99-2139	1	Gasket-Cover, Side
13	99-2141	2	O-Ring
14	99-2131	3	O-Ring
15	99-2140	1	Gasket
16	99-2142	4	Gasket
17	93-3417	1	Gasket
18	99-2128	1	O-Ring
19	99-1817	8	Seal-Stem, Valve
20	99-1807	1	Gasket-Head, Cylinder
21	99-1865	2	O-Ring
22	99-1862	1	Gasket-Rear
23	99-1837	1	Gasket-Plate, Front
24	99-2105	1	Gasket-Manifold, Exhaust
25	99-2107	1	Gasket-Exhaust

Ref. No.	Part No.	Qty.	Description
26	99-2114	1	Gasket-Exhaust
27	99-2277	1	Gasket



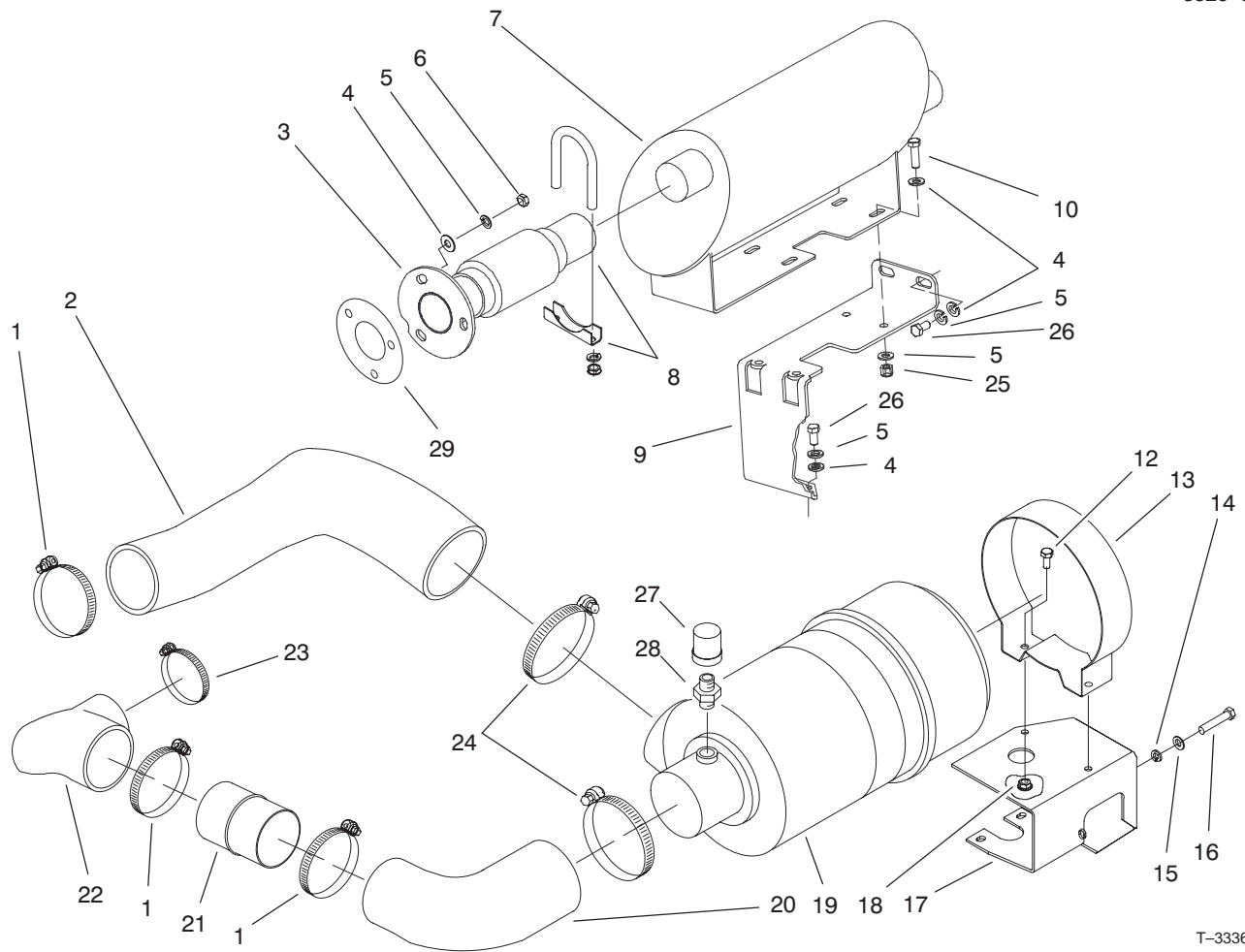


T-2836-1

## Fan Drive Assembly

Ref. No.	Part No.	Qty.	Description
1	3253-21	14	Washer-Lock
2	323-4	4	Screw-HH
3	32128-25	6	Nut-HHF
4	96-1267-03	1	Pulley-Fan
5	98-3008-03	1	Hub-Fan
6	322-3	6	Screw-HH
7	33114-070	1	Screw-HH
8	3253-4	7	Washer-Lock
9	98-0831	1	Bearing-Fan
10	32120-11	2	Ring-Retaining, Internal
11	95-6495-03	1	Bearing Housing ASM
12	105-0585-03	1	Fan Support ASM
13	33104-020	2	Screw-HHF
14	5-0838	6	Washer-Flat
15	323-6	2	Screw-HH
16	95-6480-03	1	Bracket ASM-
17	323-7	6	Screw-HH
18	3296-39	2	Nut-Lock
19	33114-045	4	Screw-HH
20	98-3013-03	1	Support-Fan
21	33114-060	2	Screw-HH
22	99-5915-01	1	Idler Bracket ASM
23	95-6497	1	Spacer
24	66-5310-03	1	Pulley-Idler
25	3231-6	1	Bolt-CARR

Ref. No.	Part No.	Qty.	Description
26	32128-21	1	Nut-HHF
27	95-6477-03	1	Pulley-Drive, Fan
28	98-9008	1	V-Belt
29	98-0809	1	Fan
30	323-5	4	Screw-HH
31	98-7321	1	Clutch-Fan, Modulating
32	70-5710	1	Filter-Fuel
33	99-1929	1	Solenoid ASM
34	33013-00	2	Nut
35	3253-3	5	Washer-Lock
36	33093-00	3	Washer-Flat
37	99-1930	1	Rod-Connecting
38	33103-016	1	Screw
39	99-1931	1	Rod-Support
40	99-1928	1	Bracket-Mounting
41	33103-050	2	Screw
*	98-7327	1	Run Solenoid ASM (Incl. Ref. #33-41)



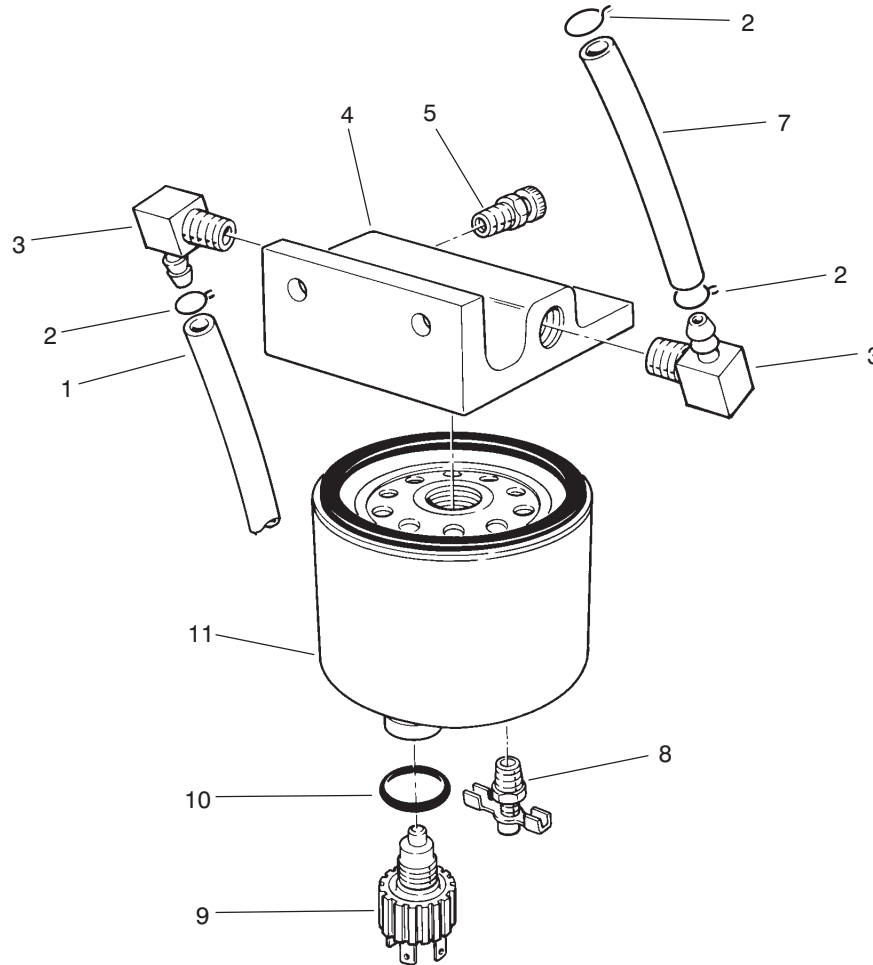
T-3336

## Muffler and Air Cleaner Assembly

Ref. No.	Part No.	Qty.	Description
1	2412-110	3	Clamp-Hose
2	95-6459	2	Hose-Inlet, Air
3	105-0560	1	Exhaust Tube ASM
4	3256-24	15	Washer-Flat
5	3253-6	10	Washer-Lock
6	69-9710	3	Nut-Lock
7	105-0578	7	Muffler-Exhaust
8	20-4840	1	Clamp-Muffler
9	105-0579-03	1	Bracket-Muffler
10	323-7	4	Screw-HH
11	33115-025	2	Screw-HH
12	322-3	2	Screw-HH
13	98-0833	1	Band-Cleaner, Air
14	3253-4	2	Washer-Lock
15	3256-23	4	Washer-Flat
16	33114-020	4	Screw-HH
17	95-6462-03	1	Bracket-Cleaner, Air
18	32128-25	2	Nut-HHF
19	98-0800	1	Air Cleaner ASM
20	95-6457	1	Hose-Outlet, Air
21	95-6461	1	Tube-Intake
22	95-6458	1	Hose-Outlet, Air
23	2412-42	1	Clamp-Hose
24	98-7347	2	Clamp-Hose
25	3296-39	4	Nut-HHF
26	323-4	4	Bracket-Manifold

Ref. No.	Part No.	Qty.	Description
27	69-1940	1	Indicator-Electrical
28	94-1416	1	Adapter
29	99-2277	1	Gasket





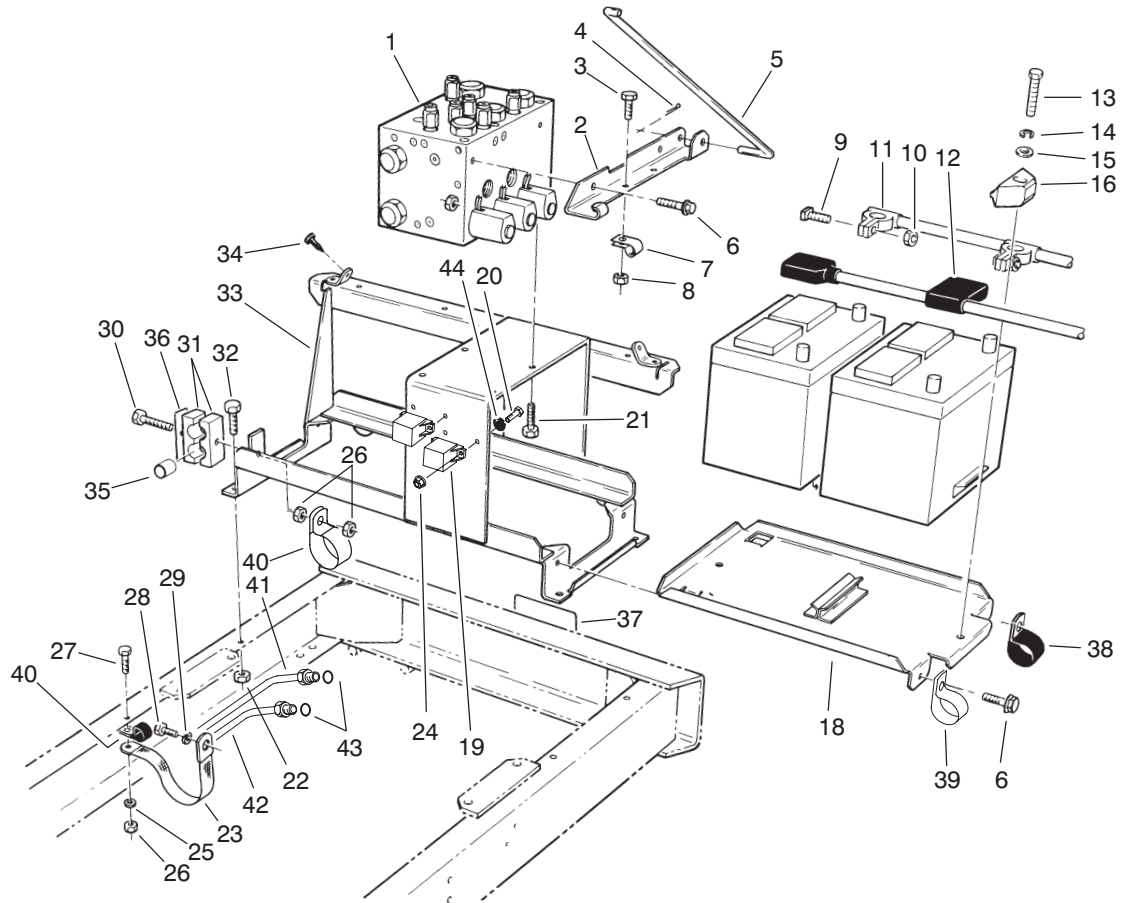
T-0376-1

## Fuel/Water Filter Assembly

Ref. No.	Part No.	Qty.	Description
1	37-9560	1	Hose-Fuel
2	2412-108	3	Clamp-Hose
3	353-781	2	Fitting-Elbow, Fuel
4	63-8280	1	Head-Filter, Fuel (Incl. Ref. #5)
5	63-8290	1	Vent-Air
7	71-2690	1	Hose-Fuel
8	63-8310	1	Valve-Drain
9	69-1760	1	Sensor-Water
10	237-154	1	O-Ring
11	69-1770	1	Element-Spin-On (Incl. Ref. #6)
*	69-1750	1	Fuel Filter ASM (Incl. Ref. #4, 5 & 8-11)

Ref. No.	Part No.	Qty.	Description

\* Not Illustrated



T-3337

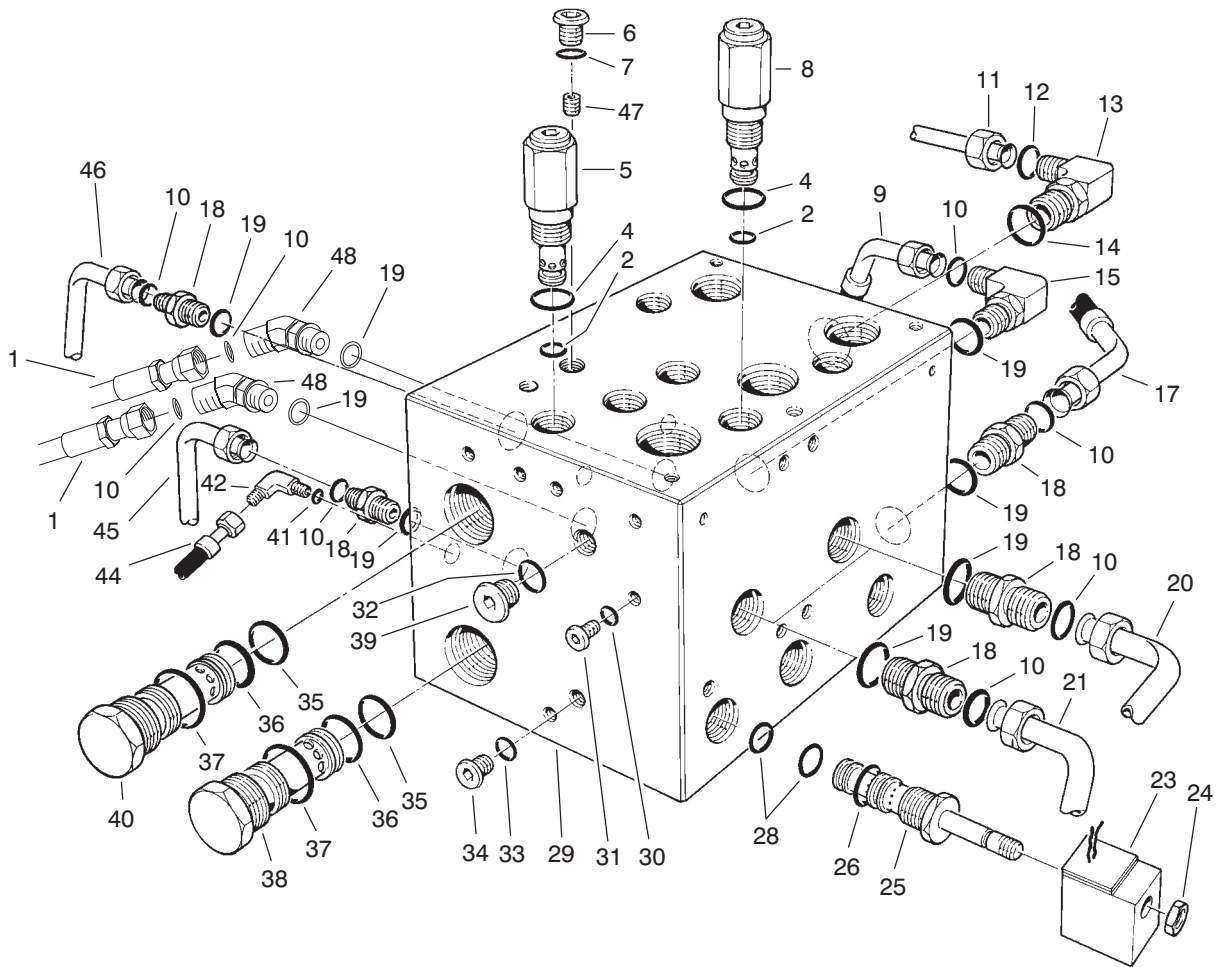
## Battery Frame Assembly

Ref. No.	Part No.	Qty.	Description
1	95-5908	1	Manifold ASM (Power Take Off)
2	69-9350-03	1	Bracket-Rod, Hood Prop
3	321-3	3	Screw-HH
4	3272-6	1	Pin-Cotter
5	69-9120-03	1	Rod-Prop, Hood
6	3234-17	4	Screw-HFH
7	2412-73	3	Clamp-R
8	32149-2	3	Nut-Keps
†9		4	Bolt-Clamp
†10		4	Nut-Clamp
11	95-1839	1	Cable-Negative
12	98-7308	1	Cable-Positive
13	323-9	2	Screw-HH
14	3253-21	2	Washer-Lock
15	3256-24	2	Washer-Flat
16	66-2490	2	Hold-Down-Battery
‡17		2	Battery (Type 24, LTV)
18	80-0160-03	1	Tray-Battery
19	66-8800	2	Relay
20	3290-321	4	Screw-HH
21	323-4	4	Screw-HH
22	32152-2	4	Nut-Lock
23	18-2770	1	Strap-Ground
24	3296-2	4	Nut-Lock

Ref. No.	Part No.	Qty.	Description
25	3254-2	1	Washer-Lock
26	32152-1	3	Nut-Lock
27	322-5	1	Screw-HH
28	33116-020	1	Screw-HH
29	48-8070	1	Washer-Lock
30	322-11	1	Screw-HH
31	56-7974	2	Clamp-Lines, Hydraulic
32	323-6	4	Screw-HH
33	69-8290-03	1	Frame-Battery
34	237-37	4	Bumper-Rubber
35	23-7250	1	Spacer
36	69-9761	1	Plate-Clamp
37	72-4080	1	Decal-Danger
38	2412-41	1	Clamp
39	2412-39	1	Clamp
40	2412-104	2	Clamp-R
41	99-4965	1	Return Tube Front ASM
42	100-2516	1	Front Deck Pressure Tube ASM
43	237-58	2	O-Ring
44	3253-2	4	Washer-Lock

† Not Serviceable Separately

‡ Obtain Locally



T-0364-3

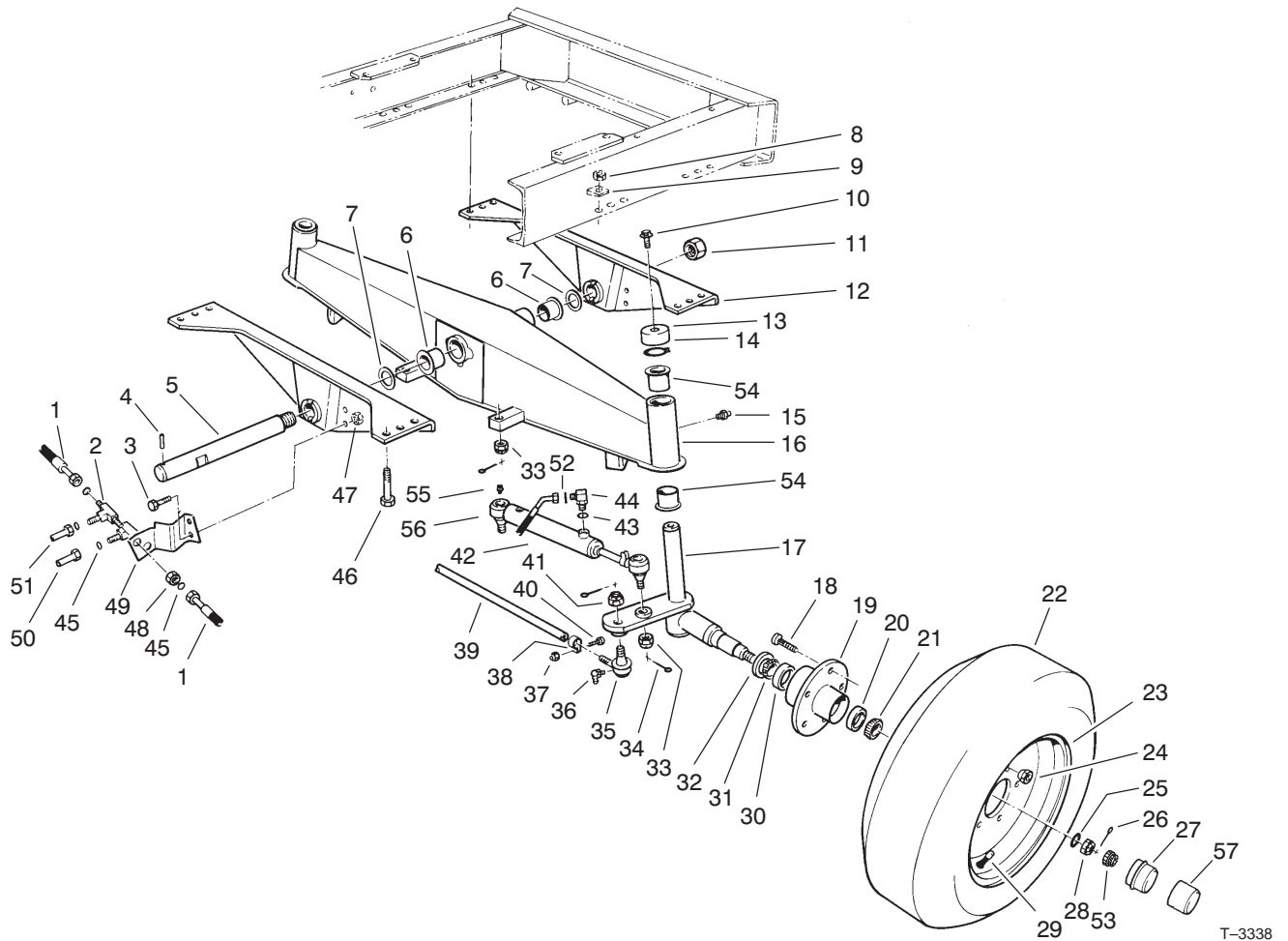
## PTO Manifold Assembly

Ref. No.	Part No.	Qty.	Description
1	98-0655	2	Hose-Hydraulic
†2		6	O-Ring
†4		6	O-Ring
5	95-5640	3	Valve-Cartridge (600 lbs) (Incl. Ref. #2-4)
6	353-989	1	Plug (Incl. Ref. #7)
7	237-42	1	O-Ring
8	95-5635	3	Valve-Cartridge (3000 lbs) (Incl. Ref. #2-4)
9	69-5600	1	Hose-Hydraulic
10	237-58	8	O-Ring
11	69-6160	1	Tube-Hydraulic
12	340-65	2	O-Ring
13	340-129	1	Fitting-Hydraulic Elbow (Incl. Ref. #12 & 14)
14	237-146	1	O-Ring
15	340-142	1	Fitting-Elbow, Hydraulic (Incl. Ref. #10 & 16)
17	69-5610	1	Hose-Hydraulic
18	340-9	5	Fitting-Straight, Hydraulic (Incl. Ref. #10 & 19)
19	237-81	8	O-Ring
20	69-6180	1	Tube-Hydraulic
21	69-6170	1	Tube-Hydraulic

Ref. No.	Part No.	Qty.	Description
23	88-9190	3	Solenoid Coil ASM
24	3219-10	3	Nut-Jam
25	95-5639	3	Spool-Valve, Solenoid (Incl. Ref. #24, 26-28)
†26		3	O-Ring
†28		6	O-Ring
†29		1	Manifold-Take Off, Power
30	237-156	30	O-Ring
31	353-991	30	Plug (Incl. Ref. #30)
32	237-79	4	O-Ring
33	237-78	1	O-Ring
34	353-990	1	Plug (Incl. Ref. #33)
†35		6	O-Ring
†36		6	O-Ring
†37		6	O-Ring
38	95-5637	3	Valve-Cartridge (75 lbs) (Incl. Ref. #35-37)
39	353-988	4	Plug (Incl. Ref. #32)
40	95-5636	3	Valve-Cartridge (20 lbs) (Incl. Ref. #35-37)
41	237-78	2	O-Ring
42	353-431	2	Fitting-Hydraulic 45° (Incl. Ref. #41 & 43)
44	93-7423	2	Hose-Diagnostic
45	69-6140	1	Tube-Hydraulic

† Not Serviceable Separately





## Rear Axle Assembly

T-3338

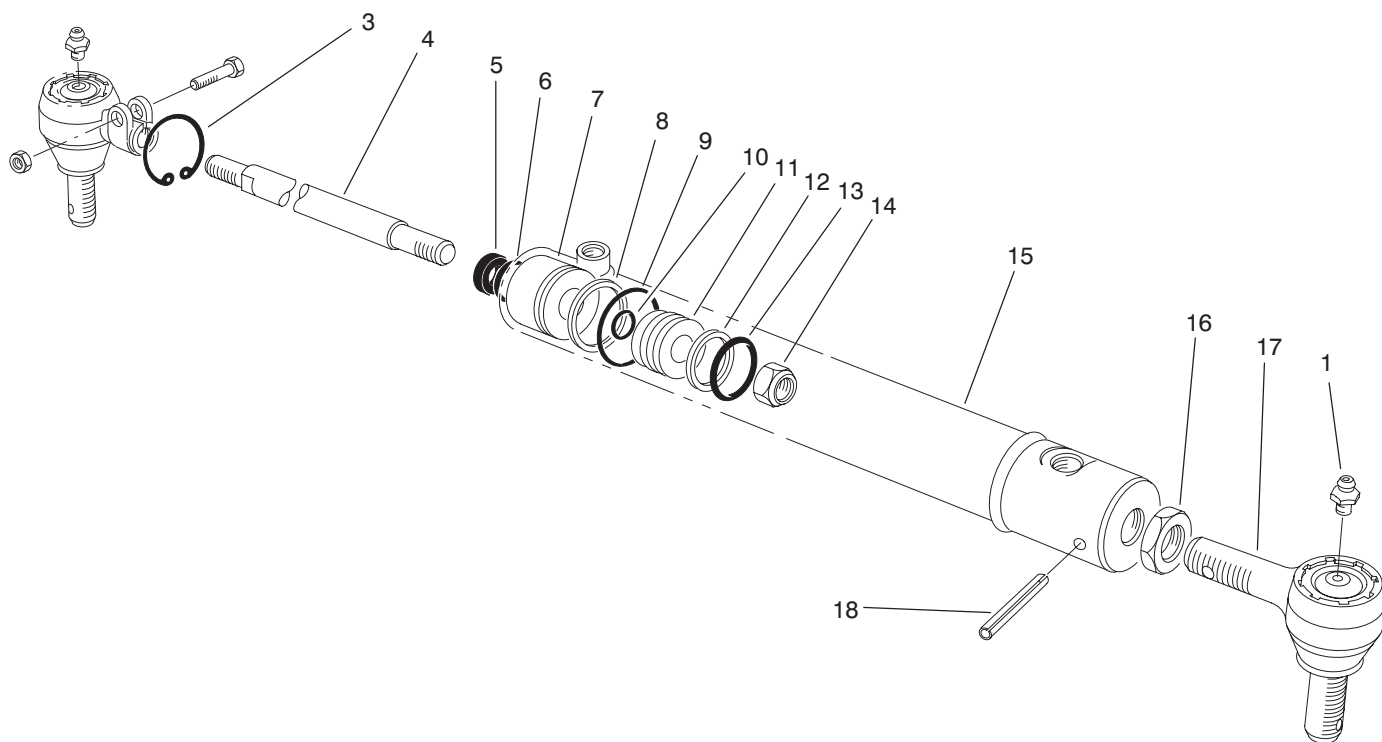
Ref. No.	Part No.	Qty.	Description
1	69-5510	4	Hose-Hydraulic
2	340-68	2	Fitting-Hydraulic
			Bulkhead Tee (Incl. Ref. #45)
3	323-6	2	Screw-HH
4	32121-110	1	Pin-Roll
5	71-2590	1	Shaft-Pivot
6	69-6470	2	Bushing-Flange
7	256-304	2	Washer-Thrust
8	32128-23	12	Nut-Lock
9	3290-216	12	Washer-Bevel
10	3234-12	2	Screw-HFH
11	3296-68	1	Nut-Lock
12	69-7960-01	2	Support-Axle
13	100-3362	2	Cap-Spindle
14	100-4169	2	Ring-Retaining
15	302-5	3	Fitting-Grease
16	100-3364-01	1	Axle-Rear (Incl. Ref. #6 & 15)
17	100-3358-01	1	Spindle-Wheel, LH
*	100-3359-01	1	Spindle-Wheel, RH
18	69-2990	10	Screw-Drive
19	69-2960-01	2	Hub-Wheel, Rear (Incl. Ref.#18, 20 & 30)
20	254-72	2	Cup-Bearing, Outer
21	254-92	2	Cone-Bearing, Outer

Ref. No.	Part No.	Qty.	Description
22	69-9880	2	Tire
23	217-116	2	Rim
24	23-7270	10	Nut-Lug
25	93-0309	2	Washer
26	3272-13	2	Pin-Cotter
27	100-3769	2	Cap-Hub
28	3220-7	2	Nut-Jam
29	232-27	2	Stem-Valve
30	254-107	2	Cup-Bearing, Inner
31	254-106	2	Cone-Bearing, Inner
32	69-2980	2	Seal-Inner
33	32136-13	4	Nut-Castle
34	3272-12	6	Pin-Cotter
35	2116-4	1	Joint-Ball, RH
*	2116-3	1	Joint-Ball, LH
36	302-33	2	Fitting-Grease
†37		2	Nut-Lock
38	2412-7	2	Clamp ASM (Incl. Ref. #37 & 40)
39	3-3710-01	1	Tie Rod ASM (Incl. Ref. #35-41)
†40		2	Screw-HH
41	32136-2	2	Nut-Castle
42	98-0661	2	Hydraulic Cylinder ASM
43	237-78	4	O-Ring

\* Not Illustrated

† Not Serviceable Separately





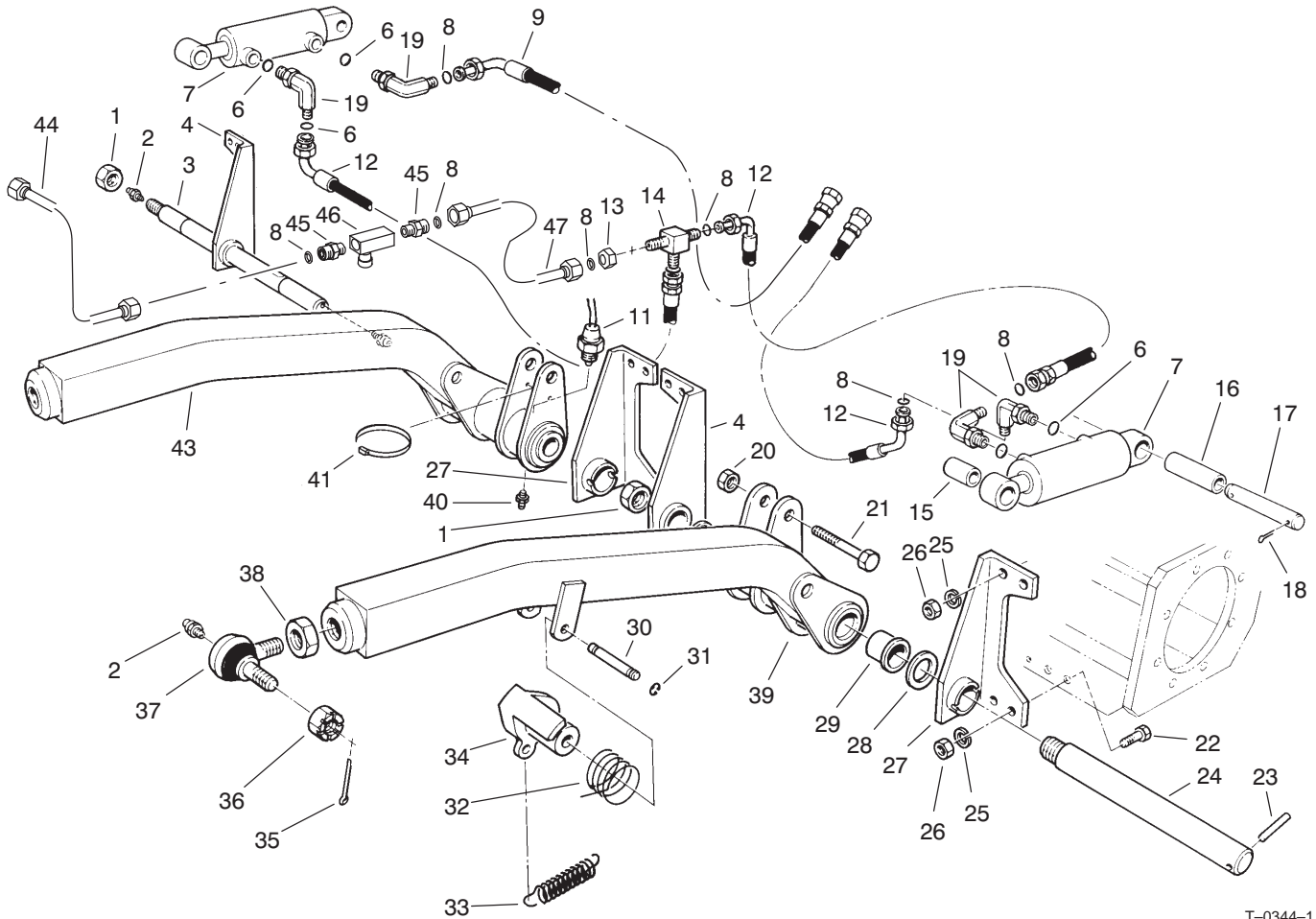
T-3339

## Hydraulic Cylinder Assembly No. 98-0661

Ref. No.	Part No.	Qty.	Description
1	302-5	1	Fitting-Grease
3		1	Ring-Retaining
4	98-0666	1	Rod-Piston
5		1	Wiper-Rod
6		1	Seal-U-Cup
7	98-0664	1	Ring-Head
8		1	Ring-Back-Up
9		1	O-Ring
10		1	O-Ring
11	98-0665	1	Piston
12		1	Ring-Piston
13		1	O-Ring
14	43-5130	1	Nut-Lock
15		1	Barrel-Cylinder
16	69-1980	1	Nut-Jam
17	69-1970	1	Joint-Ball
18	32121-34	1	Pin-Roll
*	98-0667	1	Kit-Repair (Incl. Ref. #3, 5, 6, 8-10 & 12-13)
*	98-0661	2	Cylinder-Steering (Complete) (Incl. Ref. #3-18)

Ref. No.	Part No.	Qty.	Description

\* Not Illustrated



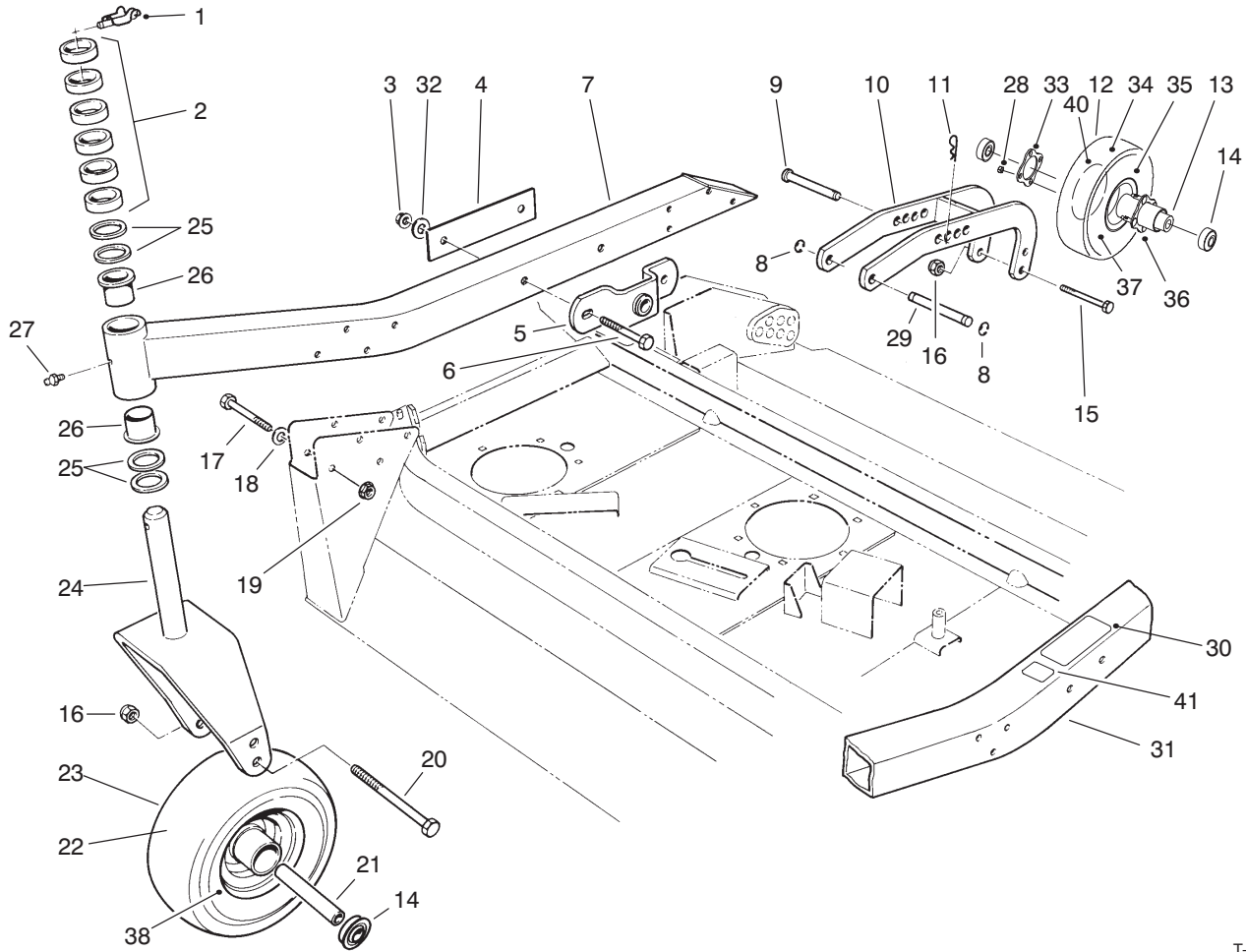
T-0344-1

## Front Lift Arm Assembly

Ref. No.	Part No.	Qty.	Description
1	3296-68	2	Nut-Lock
2	302-2	4	Fitting-Grease
3	71-2570	1	Shaft-Pivot
4	69-7940-01	2	Support-Lift Arm, RH
6	237-42	4	O-Ring
7	92-4971	2	Hyd. Cylinder ASM
8	237-22	9	O-Ring
9	69-8440	1	Hose-Hydraulic
11	72-4310	1	Switch-Ball
12	69-5440	3	Hose-Hydraulic
13	340-70	1	Nut-Bulkhead
14	340-68	1	Fitting-Hydraulic Bulk. Tee (Incl. Ref. #8)
15	98-7346	2	Tube-Bushing, Cylinder
16	20-4360-03	2	Tube-Spacer
17	69-9180	2	Pin-Cylinder
18	3272-23	4	Pin-Cotter
19	340-77	4	Fitting-Elbow, Hydraulic (Incl. Ref. #6 & 8)
20	32153-6	2	Nut-Lock
21	328-5	2	Screw-HH
22	325-6	12	Screw-HH
23	32121-110	2	Pin-Roll
24	71-2590	1	Shaft-Pivot

Ref. No.	Part No.	Qty.	Description
25	3253-7	16	Washer-Lock
26	3217-9	16	Nut-Hex
27	69-7920-01	2	Support-Lift Arm, LH
28	256-304	2	Washer-Thrust
29	69-6470	4	Bushing-Flange
30	92-4806	1	Pin-Latch
31	32120-47	2	Ring-Retaining
32	69-8470-03	1	Spring-Torsion
33	76-1670-03	1	Spring-Extension
34	69-1540-03	1	Pivot-Spring
35	3272-12	2	Pin-Cotter
36	32136-2	2	Nut-Slotted
37	86-8100-01	2	Joint-Ball (Incl. Ref. #2 & 36)
38	21-3000-01	2	Nut-Jam
39	69-9580	1	LH Front Lift Arm ASM (Incl. Ref. #29 & 40)
40	302-5	2	Fitting-Grease
41	3290-378	1	Tie-Cable
43	69-9570	1	RH Front Lift Arm ASM (Incl. Ref. #29 & 40)
44	93-7426	1	Tube-Hydraulic
45	340-57	2	Fitting-Straight, Hydraulic (Incl. Ref. #8)
46	93-1397	1	Valve-Control, Flow
47	93-7427	1	Tube-Hydraulic



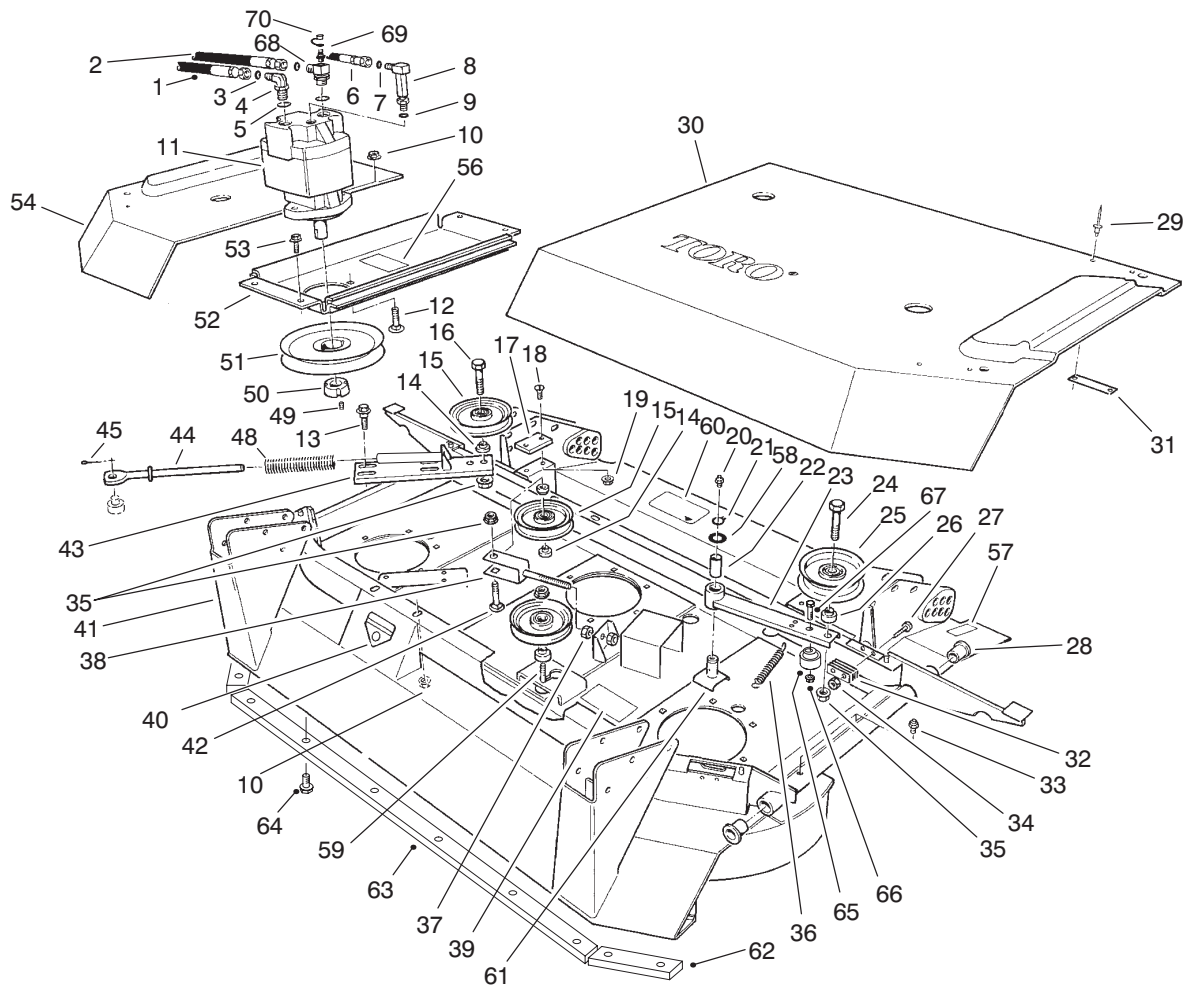


T-0362-4

## Center Deck Model No. 30592 Carrier Frame Assembly

Ref. No.	Part No.	Qty.	Description
1	3290-384	2	Pin-Lynch
2	69-1510	12	Spacer-Caster
3	32128-23	4	Nut-HHF
4	69-8790-01	2	Plate-Reinforcing
5	69-7290-01	2	Mount-Joint, Ball
6	325-15	4	Screw-HH
7	69-8860	1	Arm-Castor, RH (Incl. Ref. #26-27)
8	32151-48	4	Ring-Retaining
9	283-70	2	Pin-Hitch (Incl. Ref. #11)
10	98-3047	2	Arm-Pivot
11	3290-343	2	Pin-Cotter, Hair
12	93-4240	2	10" Wheel-Pneumatic (Incl. Ref. #13-14, 28, 33-37, & 40)
13	93-4241	2	Spacer
14	93-4237	8	Bearing
15	327-24	2	Screw HH
16	3296-53	4	Nut-Lock
17	323-15	16	Screw-HH
18	5-0838	16	Washer-Flat
19	32128-43	16	Nut-HHF
20	327-25	2	Screw-HH

Ref. No.	Part No.	Qty.	Description
21	93-5630	2	Spacer-Bearing
22	98-7313	2	Tire-12"
23	98-7312	2	Wheel-Pneumatic, 12" (Incl. Ref. #14, 21-22 & 38)
24	98-7302-01	2	Fork-Castor
25	69-6860	8	Washer-Castor
26	69-6470	4	Bushing-Flange
27	302-5	2	Fitting-Grease
28	32128-16	8	Nut-HHF
29	69-9260	2	Pin-Clevis
30	95-0818	1	Decal-Torque
31	13-5069	1	Arm-Castor, LH (Incl. Ref. #26-27, & 30)
32	30-8770	4	Washer-Flat
33	93-4242	2	Plate
34	93-4243	2	Tire-10"
35	93-4239	4	Rim-Wheel
36	93-5980	2	Hub
37	93-4244	2	Tube-w/Valve
38	93-5631	2	Rim-Wheel
40	95-2741	2	Rim-Wheel
41	93-7252	1	Decal-CE

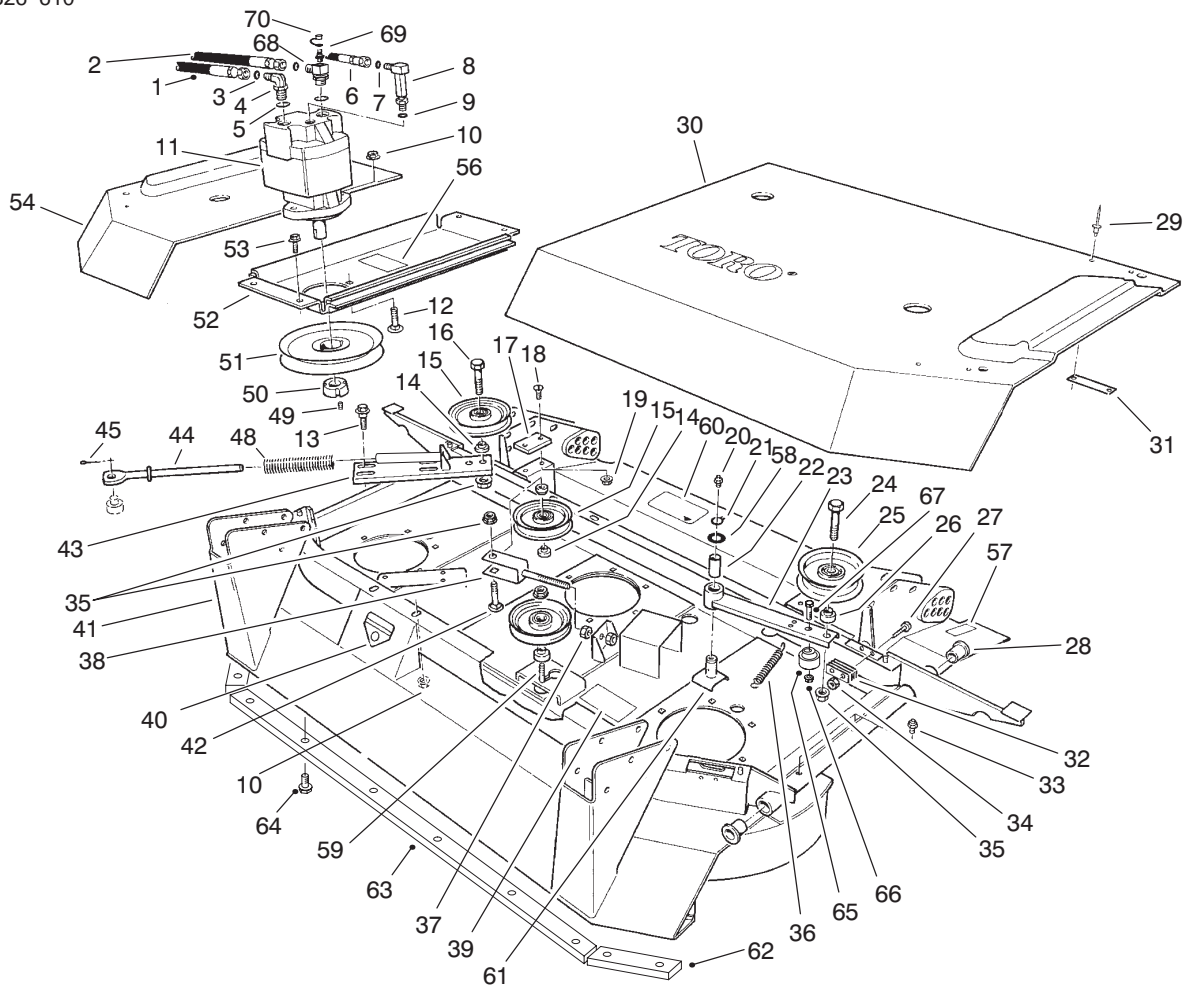


T-0361-5

## Center Deck Model No. 30592

Ref. No.	Part No.	Qty.	Description
1	76-2760	1	Hydraulic Hose ASM
2	76-2750	1	Hydraulic Hose ASM
3	237-58	2	O-Ring
4	95-1692	1	Fitting-Elbow, Hydraulic (Incl. Ref #3 & 5)
5	237-81	2	O-Ring
6	76-2770	1	AHydraulic Hose ASM
7	237-22	1	O-Ring
8	69-4320	1	Fitting-Hydraulic, 90° (Incl. Ref. #7 & 9)
9	237-42	1	O-Ring
10	32128-21	6	Nut-HHF
11	94-4907	1	Motor-Hydraulic
12	3231-28	2	Bolt-CARR
13	19-1470	4	Bolt-Shoulder
14	69-6960	4	Spacer-Idler
15	63-1540-03	3	Pulley-Idler
16	325-7	1	Screw-HH
17	69-9290	2	Pad-Bumper
18	32108-103	4	Screw-FH
19	32128 -20	4	Nut-HHF
20	302-2	1	Fitting-Grease
21	32120-72	1	Ring-Retaining
22	256-188	1	Bushing-Sleeve

Ref. No.	Part No.	Qty.	Description
23	69-6610-01	1	Arm-Idler (Incl. Ref. # 22)
24	325-8	1	Screw-HH
25	69-5430-03	1	Pulley-Idler
26	69-6970	1	Spacer-Idler
27	32105-1	8	Screw-Machine
28	92-3162	4	Bushing-Flange
29	3269-25	8	Rivet-Pop
30	69-6780	1	Cover-Left, Center
31	69-6870	4	Plate-Magnet
32	69-6260	4	Magnet-Cover
33	302-5	4	Fitting-Grease
34	3296-2	8	Nut-Lock
35	32128-23	4	Nut-Flange, Lock
36	76-1670-03	1	Spring-Extension
37	3217-9	2	Nut-Jam
38	69-6550	1	Arm-Tension
39	95-0833	1	Decal-Routing, Belt
40	43-8480	1	Decal-Danger
41	13-4969	1	Deck-Center (Incl. Ref. #20, 28, 33, 39, 40 & 57)
42	3233-27	1	Bolt-CARR
43	98-0755-03	1	Plate-Tension
44	105-0598	1	Rod-Spring
45	3272-7	1	Pin-Cotter



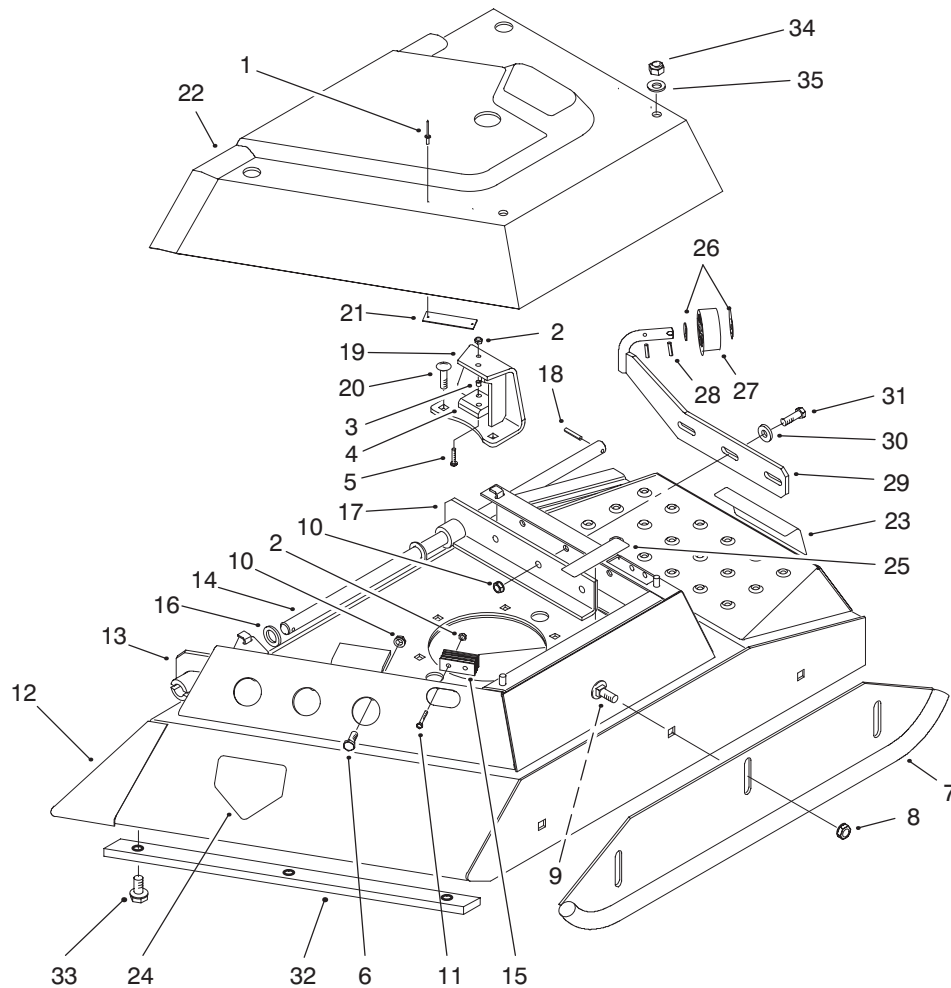
T-0361-5

### Center Deck Model No. 30592 (Continued)

Ref. No.	Part No.	Qty.	Description
48	86-7480	1	Spring-Compression
49		2	Screw-Set
50	23-1640	1	Bushing-Lock, Taper (Incl. Ref. #49)
51	63-0660-03	1	Pulley-Drive
52	69-6390-01	1	Plate-Gearbox
53	3234-12	4	Screw-HFH
54	69-6790	1	Cover-Right, Center
56	95-0845	1	Decal-HOC
57	95-0817	1	Decal-HOC
58	3-6498	1	Washer-Flat
59	3233-30	1	Bolt-CARR
60	66-1340	1	Decal-Danger
60	93-7824	1	Decal-Danger (Europe)
61	93-9324	1	Pivot-Idler
62	94-9820	2	Bar-Guard, Front RH & LH (Europe)
63	94-9819	1	Bar-Guard, Front Center (Europe)
64	32104-31	10	Screw-HW (Europe)
65	98-3038	1	Bushing-Idler
66	32149-1	1	Nut-Keps
67	322-6	1	Screw-HH
68	99-4444	1	Fitting
69	99-4443	1	Fitting

Ref. No.	Part No.	Qty.	Description
70	354-79	1	Cap-Dust
*	93-8457	1	Belt-Drive, Hex Deck
*	3290-378	2	Tie-Cable

\* Not Illustrated

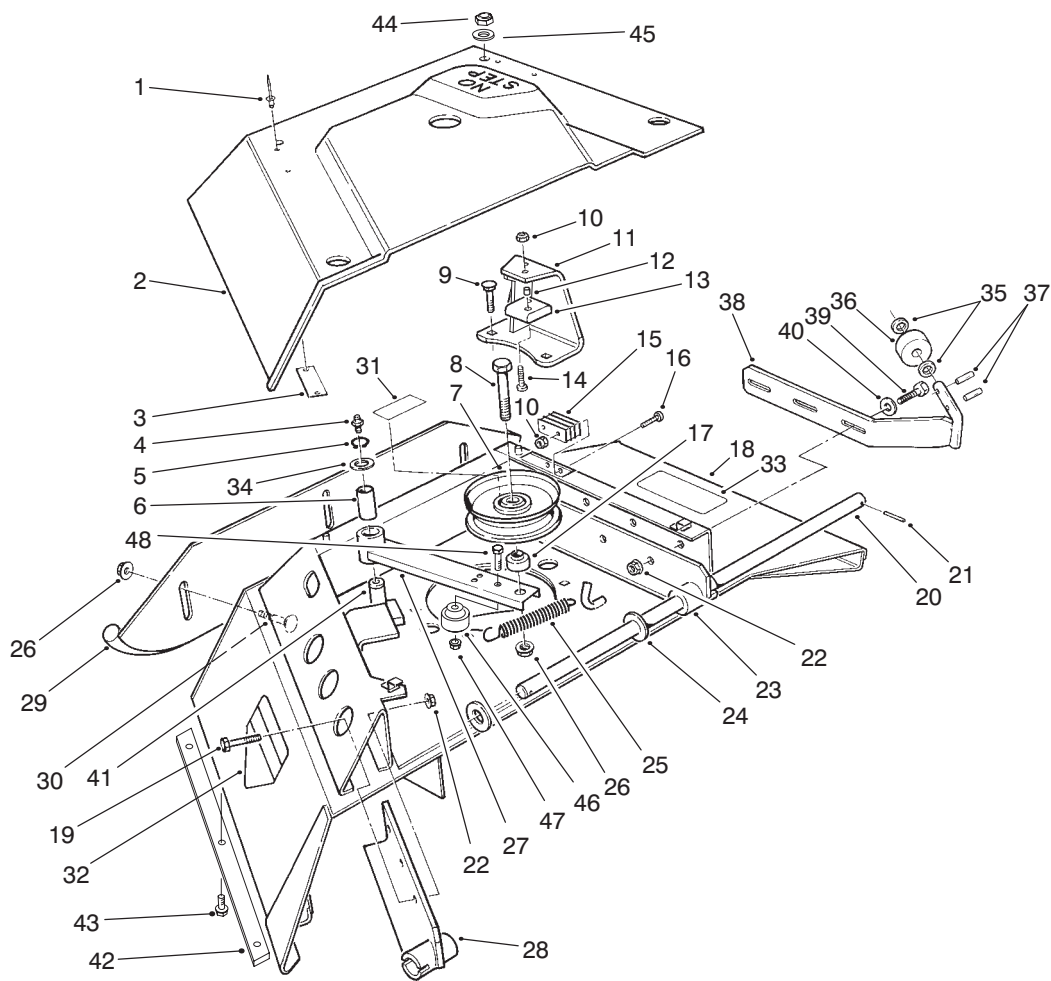


T-0366-3

## Left Wing Deck Model No. 30591

Ref. No.	Part No.	Qty.	Description	Ref. No.	Part No.	Qty.	Description
1	3269-25	4	Rivet-Pop	24	43-8480	1	Decal-Danger
2	3296-2	6	Nut-Lock	24	93-7815	1	Decal-Danger (Europe)
3	40-9520	2	Spacer-Split	25	67-5360	1	Decal-Danger
4	40-0330	1	Cushion-Rubber	25	93-7273	1	Decal-Danger (Europe)
5	32122-28	2	Screw-Head, Truss	26	3256-69	2	Washer
6	323-6	3	Screw-HH	27	82-4910	1	Roller
7	69-6730-01	1	Skid	28	32121-4	2	Pin-Roll
8	32128-23	3	Nut-Flange Lock	29	88-9270-01	1	Bracket-Roller, LH
9	3233-9	3	Bolt-CARR	30	5-0838	3	Washer-Flat
10	32128-21	6	Nut-HHF	31	323-7	3	Screw-HH
11	32105-1	4	Screw-Machine	32	94-9824	1	Bar-Guard, LH Front Wing (Europe)
12	13-4989	1	Deck-Wing, Left (Incl. Ref. #23-25)	33	32104-31	3	Screw-HH (Europe)
13	69-6640-01	1	Hinge-Front, Left	34	3296-29	2	Nut-Lock
14	69-6900	1	Shaft-Hinge	35	3256-23	2	Washer-Flat
15	69-6260	2	Magnet-Cover	*	99-2318	1	V-Belt
16	95-3297	2	Washer-Thrust	*	42-6200	A/R	Shim-Cushion
17	69-6670-01	1	Hinge-Rear, Left				
18	32121-6	2	Pin-Roll				
19	94-6760-01	1	Bracket-Support				
20	3231-25	2	Bolt-CARR				
21	69-6870	2	Plate-Magnet				
22	69-6850	1	Cover-Wing, Left				
23	66-1340	1	Decal-Danger				
23	93-7824	1	Decal-Danger (Europe)				

\* Not Illustrated

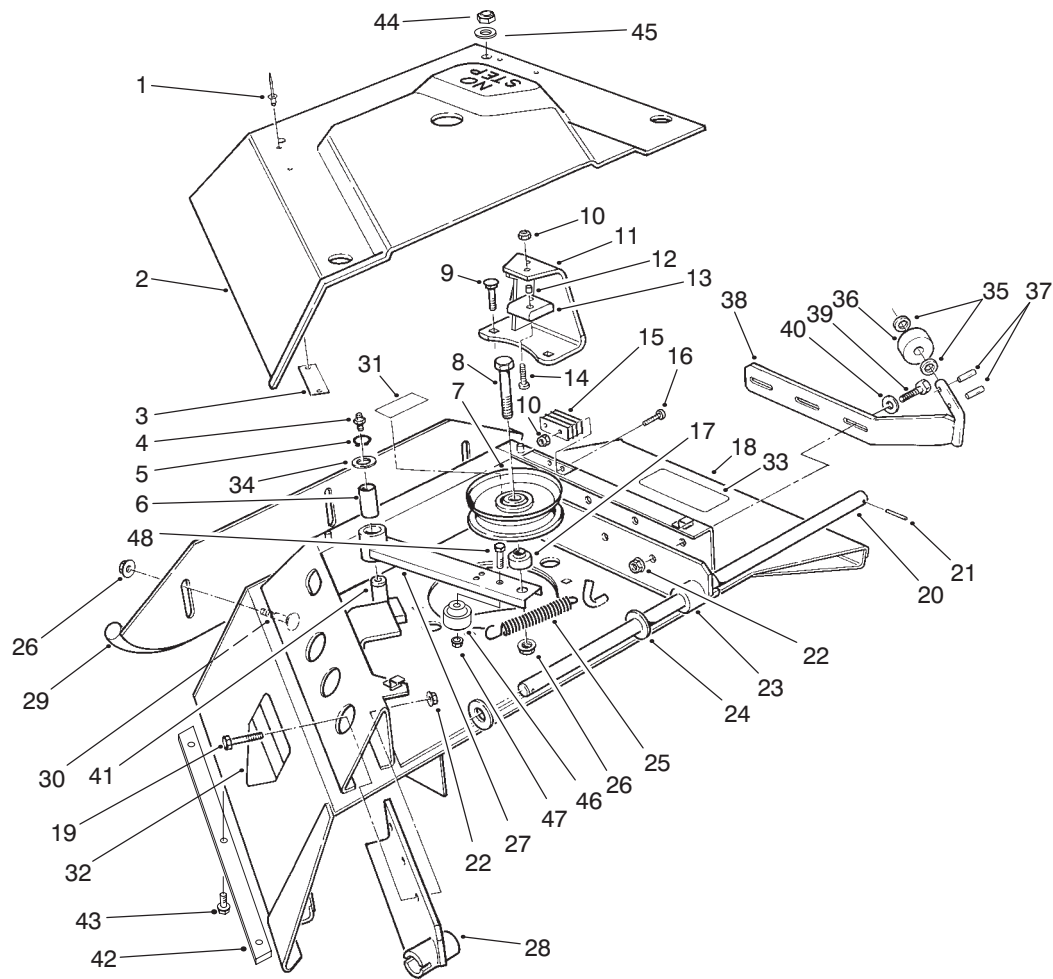


T-0365-4

## Right Wing Deck Model No. 30593

Ref. No.	Part No.	Qty.	Description
1	3269-25	4	Rivet-Pop
2	69-6840	1	Cover-Wing, Right
3	69-6870	2	Plate-Magnet
4	302-2	1	Fitting-Grease
5	32120-72	1	Ring-Retaining
6	256-188	1	Bushing-Sleeve
7	69-5430-03	1	Pulley-Idler
8	325-8	1	Screw-HH
9	3231-25	2	Bolt-CARR
10	3296-2	6	Nut-Lock
11	94-6762-01	1	Bracket-Support
12	40-9520	2	Spacer-Split
13	40-0330	1	Cushion-Rubber
14	32122-28	2	Screw-Head, Truss
15	69-6260	2	Magnet-Cover
16	32105-1	4	Screw-Machine
17	69-6970	1	Spacer-Idler
18	13-4979	1	Right Wing Deck ASM (Incl. Ref. #4, 32 & 33)
19	323-6	3	Screw-HH
20	69-6900	1	Shaft-Hinge
21	32121-6	2	Pin-Roll
22	32128-21	6	Nut-HHF
23	69-6710-01	1	Hinge-Rear, Right
24	95-3297	2	Washer-Thrust
25	76-1670-03	1	Spring-Extension

Ref. No.	Part No.	Qty.	Description
26	32128-23	4	Nut-HHF
27	69-6610-01	1	Idler Arm ASM (Incl. Ref. #6)
28	69-6690-01	1	Hinge-Front, Right
29	69-6730-01	1	Skid
30	3233-9	3	Bolt-CARR
31	67-5360	1	Decal-Danger
31	93-7273	1	Decal-Danger (Europe)
32	43-8480	1	Decal-Danger
32	93-7815	1	Decal-Danger (Europe)
33	66-1340	1	Decal-Danger
33	93-7824	1	Decal-Danger (Europe)
34	3-6498	1	Washer
35	3256-69	2	Washer
36	82-4910	1	Roller
37	32121-4	2	Pin-Roll
38	88-9260-01	1	Bracket-Roller, RH
39	323-7	3	Screw-HH
40	5-0838	3	Washer-Flat
41	93-9324	1	Pivot-Idler
42	94-9821	1	Bar-Guard, Front Wing RH (Europe)
43	32104-31	3	Screw-HH (Europe)

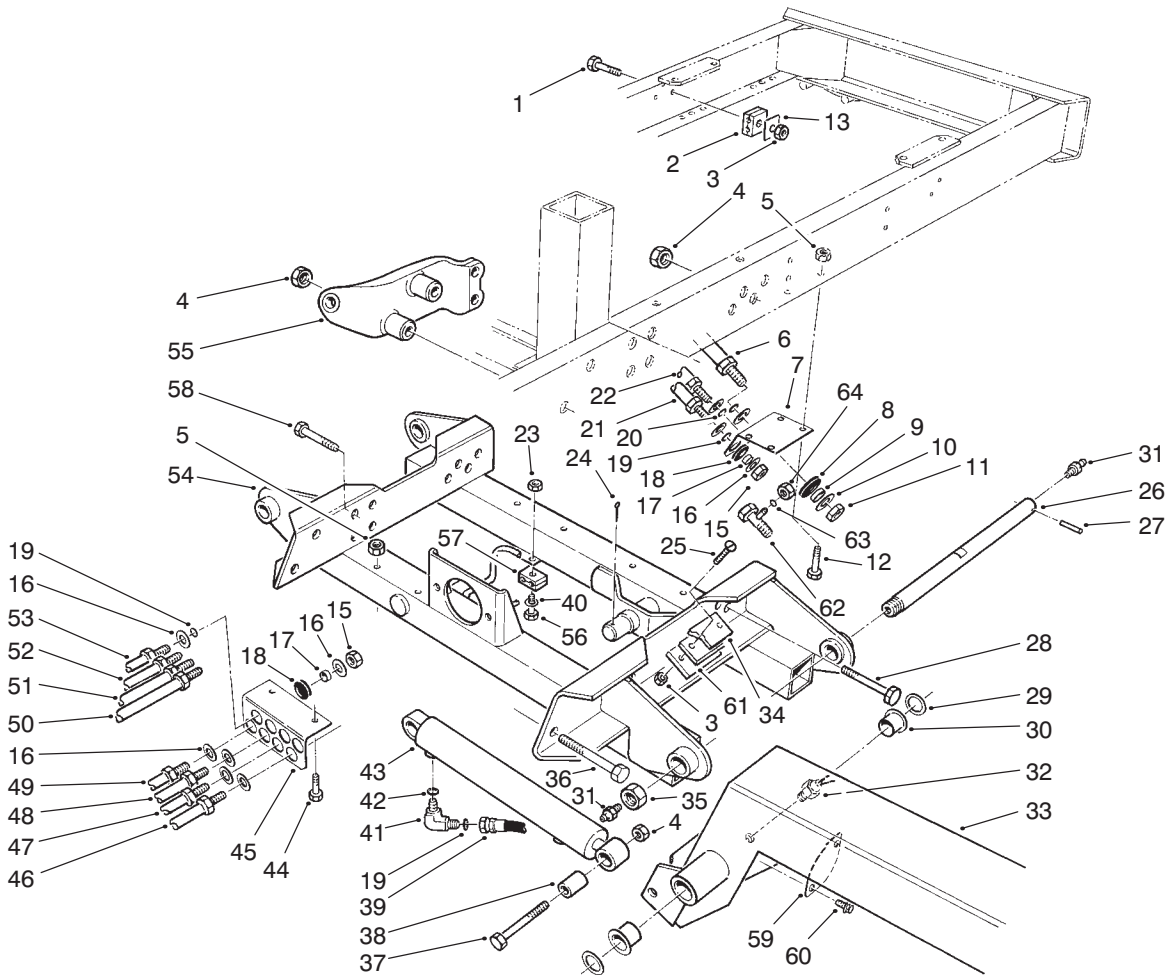


T-0365-4

## Center Deck Model No. 30592 Right Wing Assembly (Continued)

Ref. No.	Part No.	Qty.	Description	Ref. No.	Part No.	Qty.	Description
44	3296-29	2	Nut-Lock				
45	3256-23	2	Washer-Flat				
46	98-3038	1	Bushing-Idler				
47	32149-1	1	Nut-Keps				
48	322-6	1	Screw-HH				
*	99-2318	1	V-Belt				
*	42-6200	A/R	Shim-Cushion				

\* Not Illustrated



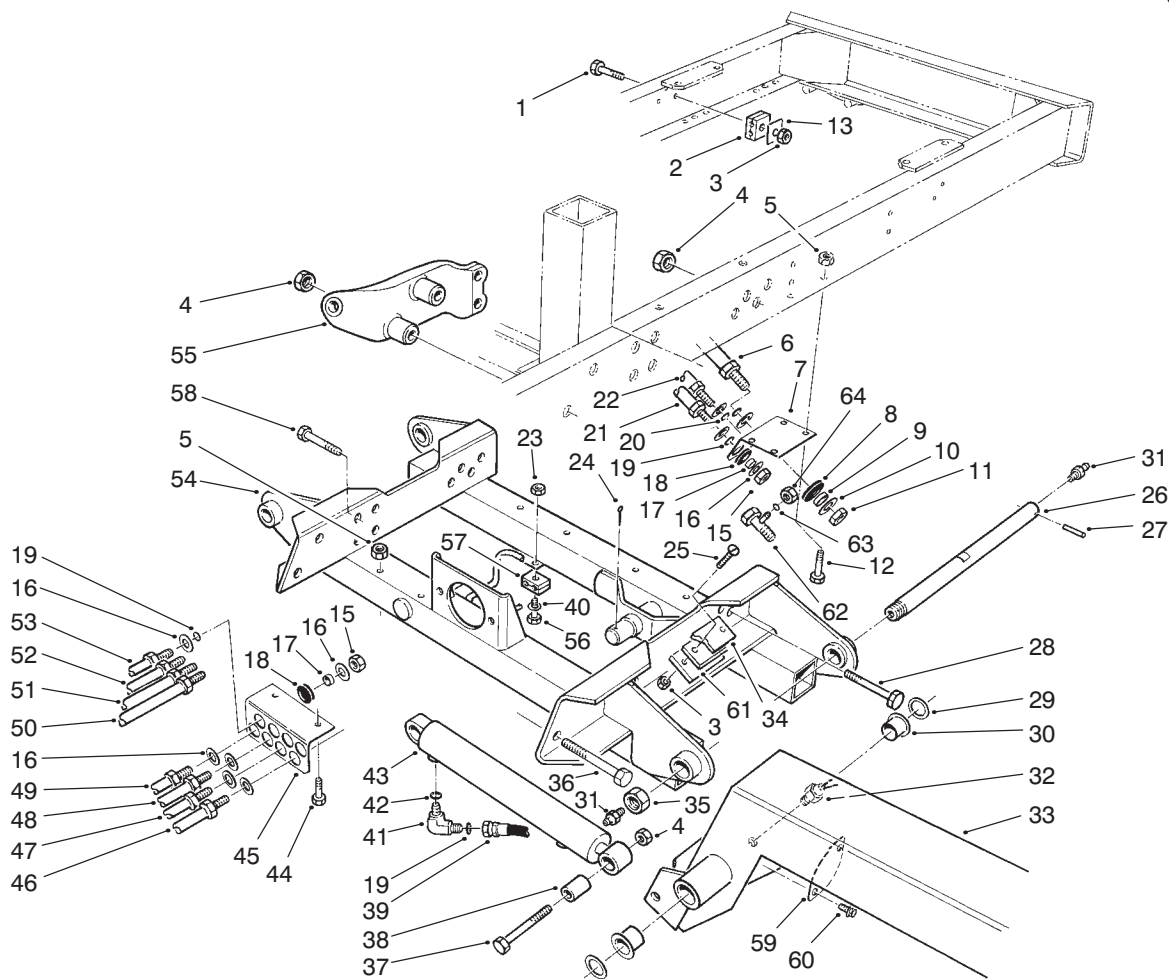
T-3340

## Wing Deck Lift Assembly

Ref. No.	Part No.	Qty.	Description
1	322-11	1	Screw-HH
2	56-7974	2	Clamp Half-Hydraulic Line
3	32152-1	5	Nut-Lock
4	32153-6	22	Nut-Lock
5	32152-2	6	Nut-Lock
6	69-6170	1	Tube-Hydraulic, LH (Incl. Ref. #20)
*	69-6140	1	Tube-Hydraulic, RH (Incl. Ref. # 20)
7	69-9450-03	1	Bracket-Wing Hose, LH
*	69-9460-03	1	Bracket-Wing Hose, RH
8	240-3	4	Grommet
9	69-9000	4	Spacer
10	69-9010	8	Washer
11	340-74	4	Nut-Bulkhead
12	323-6	4	Screw-HH
13	69-9761	1	Plate-Cover
15	340-70	10	Nut-Bulkhead
16	69-8940	20	Washer
17	69-8970	10	Spacer
18	240-4	10	Grommet
19	237-22	14	O-Ring
20	237-65	4	O-Ring

Ref. No.	Part No.	Qty.	Description
21	69-5980	1	Tube-Hydraulic, LH (Incl. Ref. #19)
*	69-5970	1	Tube-Hydraulic, RH (Incl. Ref #19)
22	69-6180	1	Tube-Hydraulic, LH (Incl. Ref. #20)
*	69-6150	1	Tube-Hydraulic, RH (Incl. Ref. #20)
23	32152-4	3	Nut Lock
24	3272-33	2	Pin-Cotter
25	32108-103	4	Screw-Machine, FH
26	99-5917	2	Shaft-Pivot, Lift Arm
27	32121-110	2	Pin-Roll
28	328-26	12	Screw-HH
29	256-304	4	Washer-Thrust
30	69-6470	4	Bushing-Flange
31	302-2	4	Fitting -Grease
32	72-4310	2	Switch-Lift
33	93-9926-01	1	LH Lift Arm ASM (Incl. Ref. #30-31)
*	93-9925-01	1	RH Lift Arm ASM (Incl. Ref. #30-31)
34	69-9300	2	Cushion-Rubber
35	3296-68	2	Nut Lock
36	328-8	4	Screw-HH
37	328-8	2	Screw-HH

\* Not Illustrated



T-3340

### Wing Deck Lift Assembly (Continued)

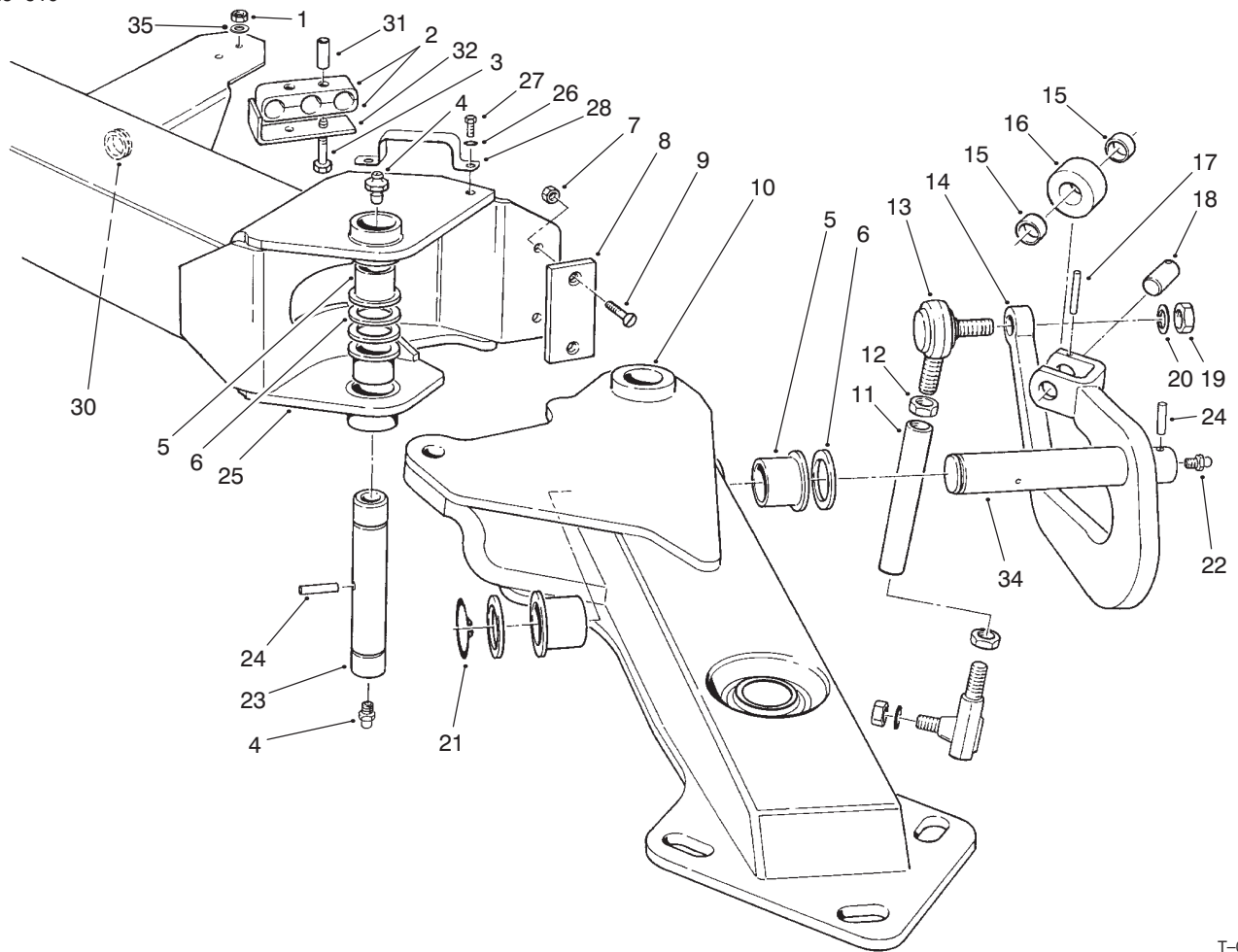
Ref. No.	Part No.	Qty.	Description
38	69-9190	2	Bushing-Cylinder
39	69-5490	4	Hose-Cylinder
40	3256-56	3	Washer-Flat
41	340-77	4	Fitting-Elbow, Hydraulic (Incl. Ref. #19 & 42)
42	237-42	4	O-Ring
43	74-2170	2	Cylinder-Lift
44	323-15	2	Screw-HH
45	74-2680-03	1	Bracket-Bulkhead
46	69-6030	1	Tube-Hydraulic (Incl. Ref. #19)
47	69-6060	1	Tube-Hydraulic (Incl. Ref. #19)
48	69-6070	1	Tube-Hydraulic (Incl. Ref. #19)
49	69-6000	1	Tube-Hydraulic (Incl. Ref. #19)
50	69-6040	1	Tube-Hydraulic (Incl. Ref. #19)
51	69-6050	1	Tube-Hydraulic (Incl. Ref. #19)
52	69-6080	1	Tube-Hydraulic (Incl. Ref. #19)
53	69-5990	1	Tube-Hydraulic (Incl. Ref. #19)

Ref. No.	Part No.	Qty.	Description
54	69-4400-01	1	Carrier-Deck, Wing
55	69-1580-03	1	Anchor-Latch, LH
*	69-1600-03	1	Anchor-Latch, RH
56	321-9	3	Screw-HH
57	56-7973	6	Clamp Half-Hydraulic Line
58	328-24	4	Screw-HH
59	39-7650-01	2	Plate-Cover
60	32144-11	4	Screw-Forming, Thread
61	93-9922	2	Spacer
*	3290-378	3	Tie-Cable
62	340-115	2	Fitting-Tee (Incl. Ref. # 63)
63	237-22	2	O-ring
64	340-117	2	Fitting-Cap

\* Not Illustrated







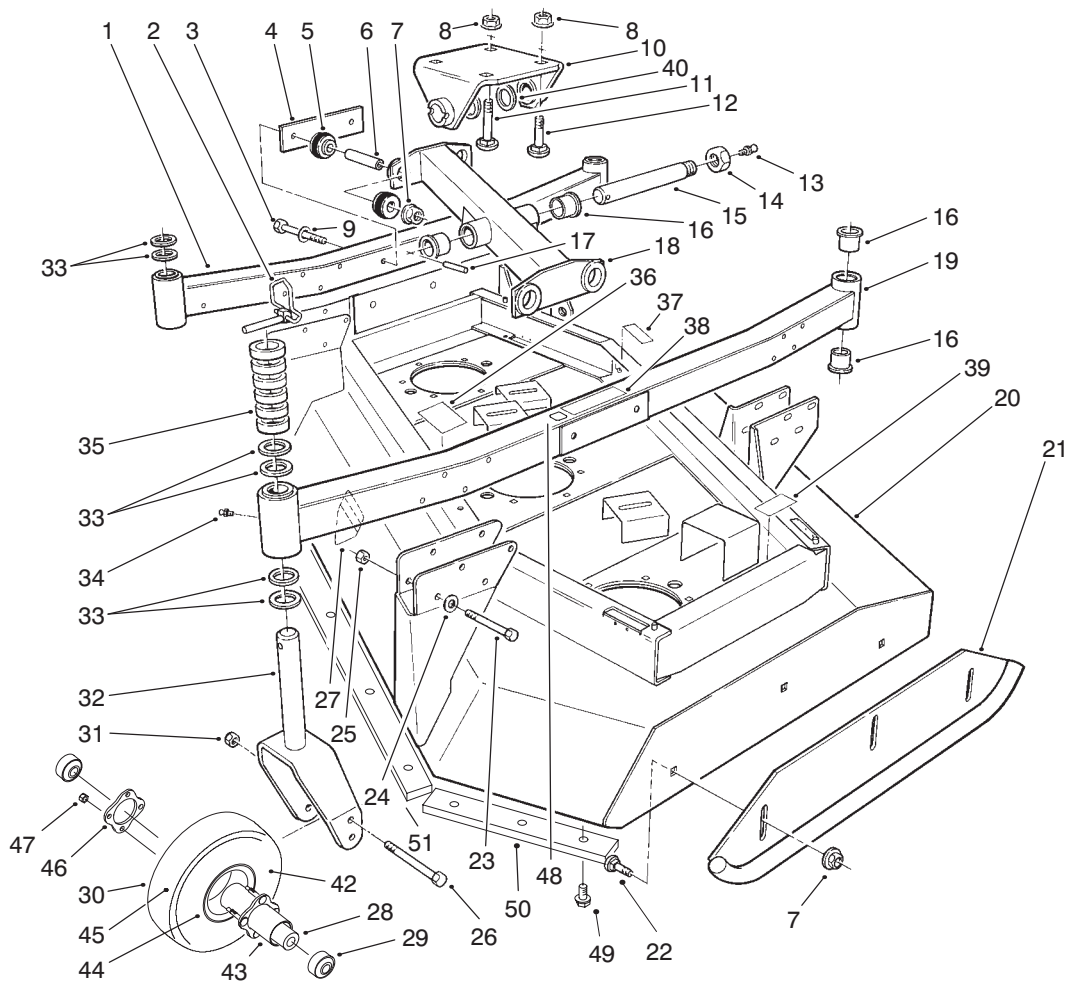
T-0370-5

## Wing Deck Lift Arm Assembly

Ref. No.	Part No.	Qty.	Description
1	32128-32	4	Nut-HHF
2	74-2710	4	Clamp Half-Hydraulic Line
3	321-15	4	Screw-HH
4	302-2	4	Fitting-Grease
5	69-6470	8	Bushing-Flange
6	256-304	8	Washer-Thrust
7	32152-1	4	Nut-Lock
8	69-9300	2	Cushion-Rubber
9	32108-103	4	Screw-Machine, FH
10	93-9942-01	1	Arm-Outer Lift, LH (Incl. Ref. #5)
*	93-9941-01	1	Arm-Outer Lift, RH (Incl. Ref. #5)
11	71-2600	2	Tube-Anti-Sway
12	3220-7	4	Nut-Jam
13	2411-40	4	Joint-Ball
14	98-3311-01	1	Arm-Anti-Sway, LH
*	98-3312-01	1	Arm-Anti-Sway, RH
15	256-76	4	Bushing-Sleeve
16	69-9240	2	Roller-Cam
17	32121-34	2	Pin-Roll
18	69-9250	2	Shaft-Roller
19	3219-7	4	Nut-Lock
20	3253-9	4	Washer-Lock
21	32151-10	2	Ring-Retaining

Ref. No.	Part No.	Qty.	Description
22	302-5	2	Fitting-Grease
23	71-2620	2	Shaft-Lift Arm, Elbow
24	32121-110	4	Pin-Roll
25	93-9926-01	1	LH Lift Arm ASM (Incl. Ref. #5)
*	93-9925-01	1	RH Lift Arm ASM (Incl. Ref. #5)
26	3254-2	4	Washer
27	322-3	4	Screw-HH
28	93-9928	2	Clamp-Hose
30	93-9912	2	Grommet
31	74-2730	4	Tube-Clamp
32	94-6772-01	2	Retainer-Clamp
34	82-7900	2	Shaft-Arm
35	3256-22	4	Washer-Flat

\* Not Illustrated



T-0335-5

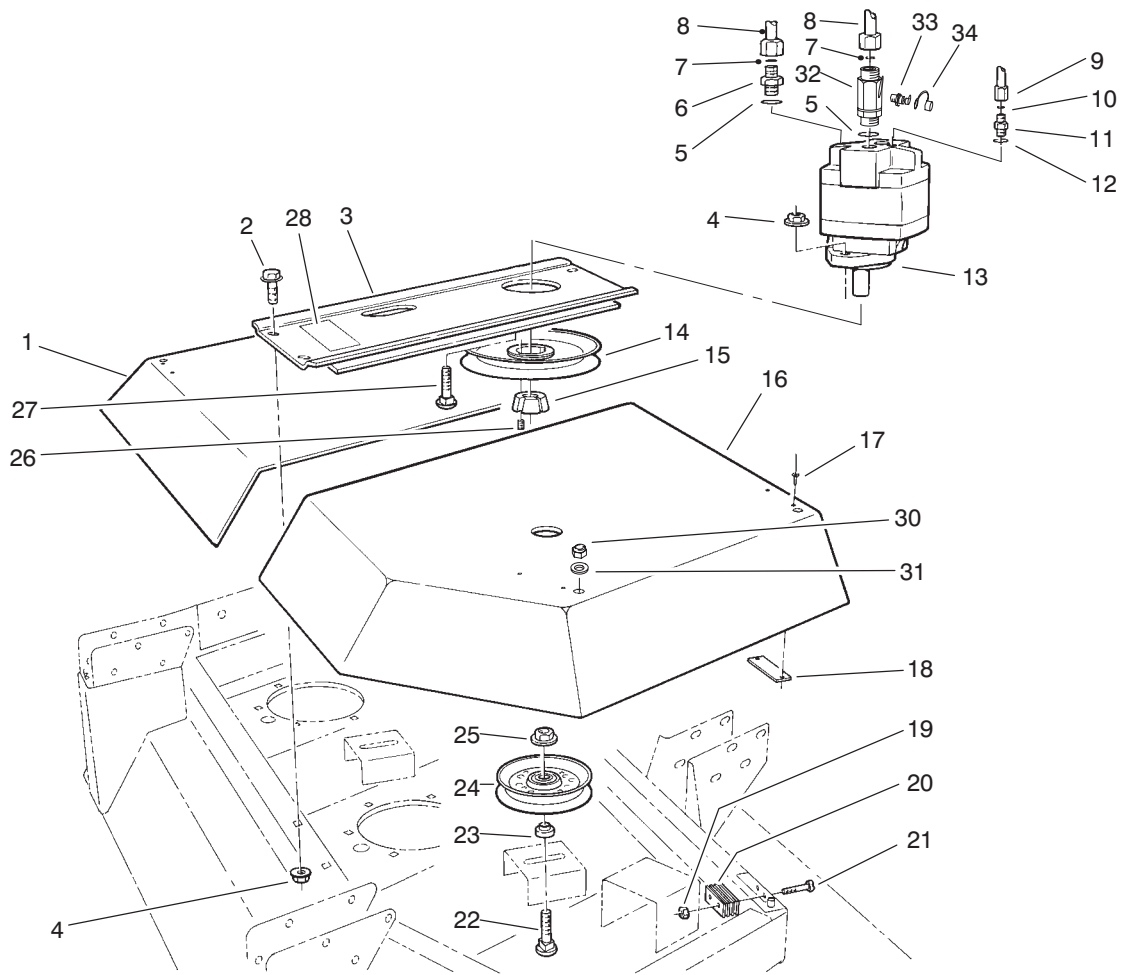
## Wing Deck Model No. 30591 LH and 30593 RH

Ref. No.	Part No.	Qty.	Description
1	98-7342	2	Arm-Castor, Inside (Incl. Ref. #16 & 34)
2	3290-384	8	Pin-Lynch
3	325-20	8	Screw-HH
4	69-8790-01	2	Plate-Reinforcing
5	69-9700	8	Mount-Rubber (Incl. Ref. #6)
6		8	Spacer
7	32128-23	20	Nut-HHF
8	32128-45	8	Nut-HHF
9	30-8770	8	Washer-Flat
10	69-7170-01	2	Clevis-Deck
11	3233-29	2	Bolt-CARR
12	3233-28	6	Bolt-CARR
13	302-2	2	Fitting-Grease
14	3296-68	2	Nut-Lock
15	71-2610	2	Shaft-Pivot, Deck
16	69-6470	20	Bushing-Flange
17	32121-110	2	Pin-Roll
18	98-1461-01	1	LH Lift Bar ASM (Incl. Ref. #16)
*	98-1462-01	1	RH Lift Bar ASM (Incl. Ref. #16)
19	98-7343	2	Arm-Castor, Outside (Incl. Ref. #16, 34 & 38)

Ref. No.	Part No.	Qty.	Description
20	13-5009	1	Deck-Wing, LH (Incl. Ref. #27, 36, 37 & 39)
*	13-4999	1	Deck-Wing, RH (Incl. Ref. #27, 36, 37 & 39)
21	69-6730-01	4	Skid
22	3233-9	12	Bolt-CARR
23	323-15	32	Screw-HH
24	5-0838	32	Washer-Flat
25	32128-43	32	Nut-HHF
26	327-17	8	Screw HH
27	43-8480	2	Decal-Danger
27	93-7815	2	Decal-Danger (Europe)
28	93-4241	8	Spacer
29	93-4237	16	Bearing
30	93-4240	8	10" Wheel-Pneumatic (Incl. Ref. #28-29 & 42-47)
31	3296-53	8	Nut-Lock
32	98-7300-01	8	Fork-Castor
33	69-6860	28	Washer-Thrust
34	302-5	8	Fitting-Grease
35	69-1510	48	Spacer-Castor
36	95-0819	1	Decal-Belt Routing, LH
*	95-0820	1	Decal-Belt Routing, RH
37	66-1340	2	Decal-Danger

\* Not Illustrated





T-0346-4

## Wing Deck Model No. 30591 LH and 30593 RH Drive Assembly

Ref. No.	Part No.	Qty.	Description	Ref. No.	Part No.	Qty.	Description
1	69-6800	1	Cover-Inner, LH	15	23-1640	2	Bushing-Lock, Taper (Incl. Ref. #26)
*	69-6820	1	Cover-Inner, RH	16	69-6810	1	Cover-Outer, LH
2	3234-12	8	Screw-HWH	*	69-6830	1	Cover-Outer, RH
3	69-6360-01	1	Plate-Motor Mounting, LH	17	3269-25	16	Rivet-Pop
*	69-6340-01	1	Plate-Motor Mounting, RH	18	69-6870	8	Plate-Magnet
4	32128-21	12	Nut-HHF	19	3296-2	16	Nut-Lock
5	237-81	4	O-Ring	20	69-6260	8	Magnet-Cover
6	340-8	2	Fitting-Hydraulic, Straight (Incl. Ref. #5 & 7)	21	32105-1	16	Screw-PH
7	237-65	4	O-Ring	22	3233-30	6	Bolt-CARR
8	93-9918	4	Hydraulic Hose ASM	23	69-6960	6	Spacer-Idler
9	93-9917	2	Hydraulic Hose ASM	24	63-1540-03	6	Pulley-Idler
10	237-22	2	O-Ring	25	32128-23	6	Nut-HHF
11	340-2	2	Fitting-Hydraulic, Straight (Incl. Ref. # 10 & 12)	26		4	Screw-Set
12	237-42	2	O-Ring	27	3231-28	4	Bolt-CARR
13	94-4907	2	Motor-Hydraulic	28	95-0845	2	Decal-HOC
14	63-0660-03	2	Pulley-Wing Deck, Drive	30	3296-29	4	Nut-Lock
				31	3256-23	4	Washer-Flat
				32	99-4442	2	Fitting
				33	99-4443	2	Fitting
				34	354-79	2	Cap-Dust
				*	99-2318	6	V-Belt
				*	3290-378	24	Tie-Cable

\* Not Illustrated









