



# Groundsmaster<sup>®</sup> 455-D with 126in Quadfloat<sup>®</sup> Cutting Unit

## Traction Unit

Model No. 30450—220000001 and Up

Model No. 30455—220000001 and Up

## Parts Catalog

### Ordering Replacement Parts

To order replacement parts, please supply: the part number, the quantity, and the description of each part desired.

### Understanding Reference Numbers

Each identified part in an illustration has a reference number. The reference number for a part also appears in the parts list, along with other information about the part.

This catalog uses two special reference number formats, one to indicate parts in a service assembly and another to indicate the quantity of a given part in an illustration.

### Service Assembly Reference Numbers

Parts in service assemblies have reference numbers in the form **a:b**. The **a** represents the reference number of the entire service assembly and the **b** represents a sequential number unique to each part within the service assembly.

For example, a wheel assembly might be identified by reference number **6**, the tire by **6:1**, the valve by **6:2**, and the wheel by **6:3**. When you order the assembly identified by reference number **6**, you receive all parts identified by reference numbers **6:1**, **6:2**, and **6:3**. However, you may also order any part individually.

Reference numbers of this type appear in illustrations and in part lists.

### Reference Numbers Indicating Quantity

In an illustration, if a reference number indicates more than one part, the reference number has the form **nX y**. The **n** represents the quantity of the part, the **X** is the multiplication symbol, and the **y** represents the reference number.

For example, in an illustration, the reference number **2X 37** means that two of the parts identified by reference number **37** are indicated.

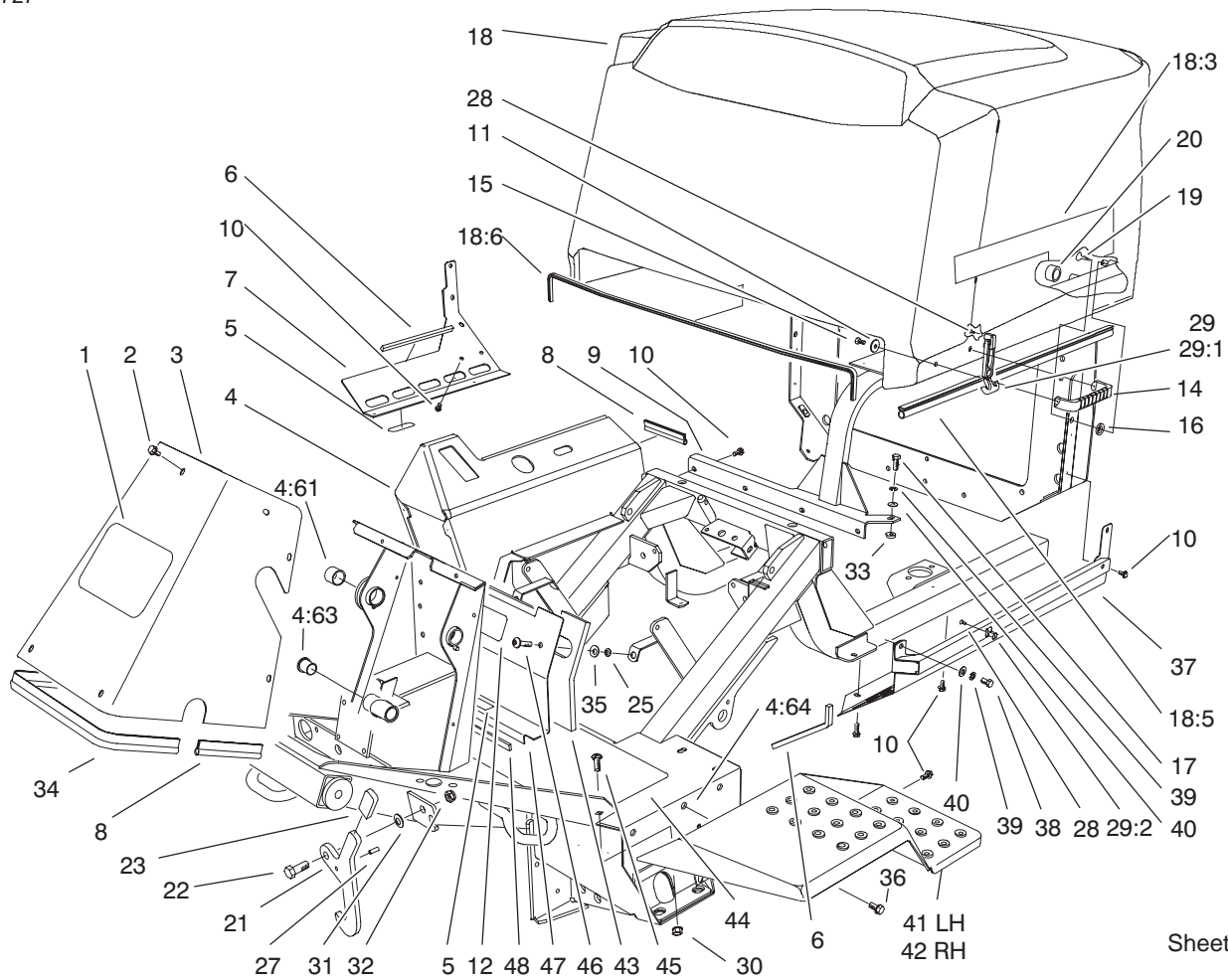
## Contents

Description	Page	Description	Page
Frame and Body Assembly .....	4	Rear Axle Assembly No. 100-3784 (Only on: 30455)	
Front Transaxle Installation Assembly .....	6	Bevel Pinion Shaft Assembly .....	55
Transaxle Assembly No. 99-7566 .....	8	Rear Axle Assembly No. 100-3784 (Continued)	
Hydraulic Motor Assembly No. 92-2556-01 ...	9	Differential Assembly (Only on: 30455) .....	56
Front Axle Assembly .....	10	Rear Axle Assembly No. 100-3784 (Continued)	
Brake Linkage Assembly .....	11	Axle Support Assembly (Only on: 30455) ...	57
Traction and Brake Pedal Assembly .....	12	Rear Axle Assembly No. 100-3784 (Continued)	
Steering Tower Assembly .....	13	Bevel Gear Case Assembly (Only on: 30455)	58
Power Steering Valve Assembly No. 92-9729 .	15	Rear Axle Assembly No. 100-3784 (Continued)	
Seat Plate Assembly .....	16	Bevel Gear Shaft Assembly (Only on: 30455)	59
Seat and Roll-Over-Protection-System		Rear Axle Assembly No. 100-3784 (Continued)	
Assembly .....	17	Axle Case Assembly (Only on: 30455) .....	60
Mini Suspension Assembly No. 76-1970 .....	18	Rear Axle Assembly No.100-3784 (Continued)	
Control Console Assembly .....	19	Axle Assembly (Only on: 30455) .....	61
Gage Panel Assembly .....	20	Right Hand Deck Assembly .....	62
Lift Valve Installation Assembly .....	21	Left Hand Deck Assembly .....	63
Lift Valve Assembly No. 92-7762 .....	23	Center Deck Assembly .....	64
Cylinder and Lift Arm Assembly .....	24	Hydraulic Cylinder Assembly No. 86-2190 ....	66
Hydraulic Cylinder Assembly No. 86-5580 ....	25	Deck Breakaway Assembly .....	67
Fuel Tank Assembly .....	26	Trap Door Assembly .....	68
Fuel Filter Assembly No. 76-5300 .....	27	Drive Assembly .....	69
Hydraulic Reservoir Assembly .....	28	Driveshaft Assembly No. 86-1730 .....	70
Hydraulic Pump Installation Assembly .....	30	Gearbox Assembly No. 100-2585 .....	71
Gear Pump Assembly No. 94-8297 .....	32	Rear Castor Assembly .....	72
Traction Pump Assembly No. 86-5590 .....	33	Pulley Assembly .....	73
Deck Drive Component Assembly .....	34	Front Castor Assembly .....	74
Clutch Assembly No. 98-7250 .....	35	Belt Tensioner Assembly .....	75
Electrical Schematic		Hydraulic Assembly .....	76
Main Wire Harness Assembly No. 104-7414	36	Cover Assembly .....	77
Hydraulic Pump Fitting Assembly .....	37	Clutch Spindle Assembly .....	78
Solenoid Valve Assembly No. 76-9970		Electric Clutch Brake Assembly No. 100-2559	79
(only on: 30455) .....	39	Center Spindle Assembly .....	80
Engine Mounting and Components Assembly .	40	Wing Spindle Assembly .....	81
Air Filter Assembly No. 100-2597 .....	43	Crankcase Assembly .....	82
Radiator Assembly .....	44	Crankshaft Assembly .....	83
Rear Axle Assembly-2WD (only on: 30450) ...	45	Cylinder Head Assembly .....	84
Hydraulic Cylinder Assembly No. 94-8142		Camshaft and Fan Support Assembly .....	88
(only on: 30450) .....	47	Timing Cover Assembly .....	89
Rear Axle Assembly-4WD (only on: 30455) ...	48	Intake and Exhaust Manifold Assembly .....	90
Bi-Directional Clutch Assembly No. 99-7500		Oil Pump Assembly .....	91
(only on: 30455) .....	50	Collector Assembly .....	92
Hydraulic Motor Assembly No. 99-7502 (only on:		Water Pump Assembly .....	93
30455) .....	51	Fuel Injection Pump Assembly .....	94
Hydraulic Cylinder Assembly No. 98-3806		Fuel Injector Assembly .....	95
(only on: 30455) .....	52	Alternator Assembly .....	96
Hydraulic Schematic (only on: 30450) .....	53	Starter Assembly .....	97
Hydraulic Schematic (only on: 30455) .....	54	Glow Plug and Glow Relay Assembly .....	98

## Part Description Abbreviations

Part descriptions in this catalog may include the following abbreviations.

<b>Abbreviation</b>	<b>Meaning</b>	<b>Abbreviation</b>	<b>Meaning</b>
AR .....	as required	HYD .....	hydraulic
ASM .....	assembly	INC .....	incorporated
CARR .....	carriage	LH .....	left hand
DEG .....	degrees	NI .....	nylon insert
FH .....	flat head	PPH .....	Phillips pan head
GA .....	gauge	PTH .....	Phillips truss head
HF .....	hex flange	PTO .....	power take off
HH .....	hex head	RH .....	right hand
HHF .....	hex head flange	SFH .....	slotted fillister head
HLH .....	hex lag head	SHH .....	slotted hex head
HJ .....	hex jam	SQH .....	square head
HOC .....	height-of-cut	SHWH .....	slotted hex washer head
HS .....	hex socket	SPH .....	slotted pan head
HSBH .....	hex socket button head	SRH .....	slotted round head
HSFH .....	hex socket flat head	STD .....	standard
HSH .....	hex socket head	TAP .....	self tapping
HWH .....	hex washer head	TTH .....	Torx truss head
HWHTF .....	hex washer head thread forming	WH .....	wing head

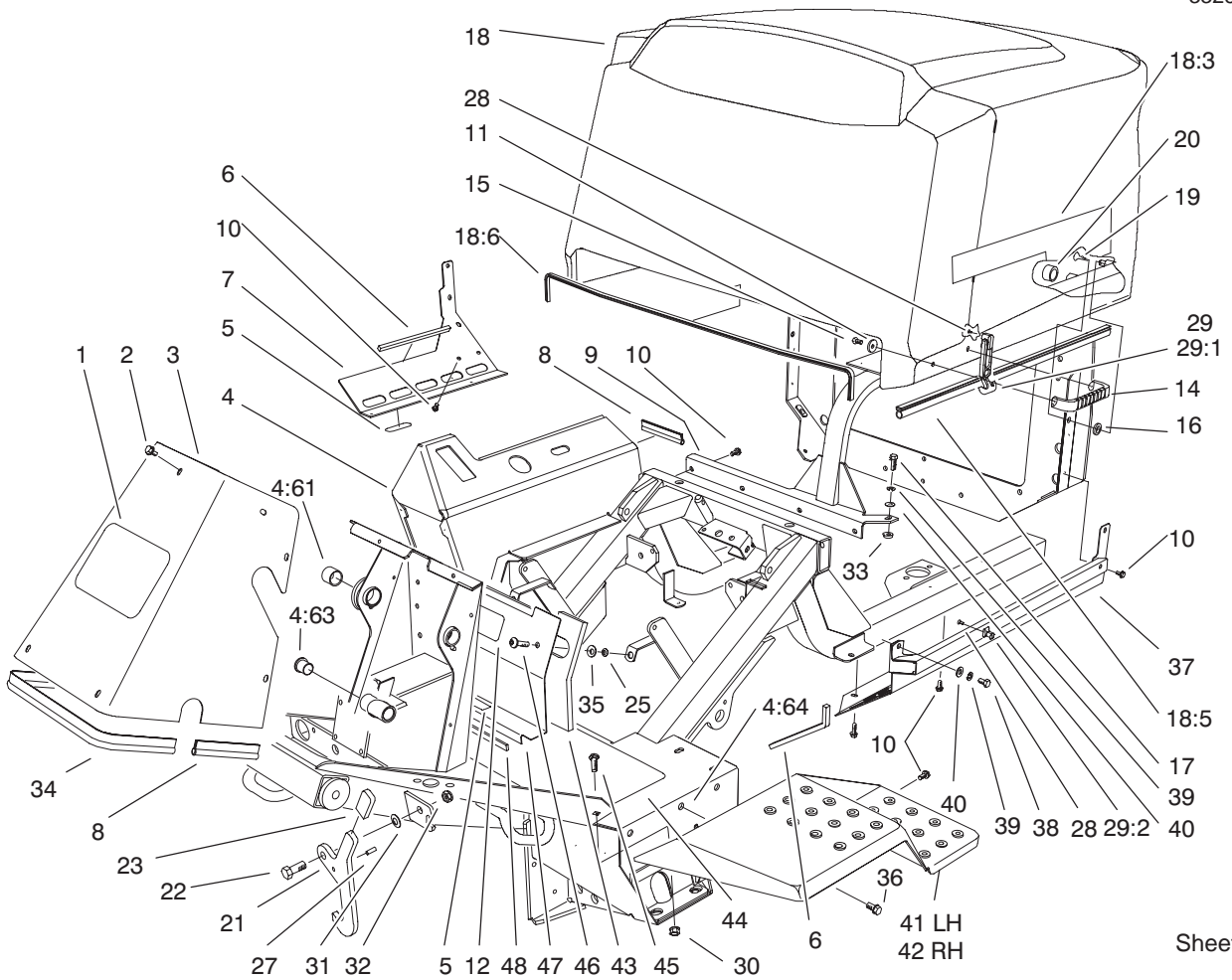


Sheet No.:2

## Frame and Body Assembly

Ref. No.	Part No.	Qty.	Description
1	62-7400	1	Decal-Toro
2	46-6810	9	Screw & Washer ASM
3	76-9700-01	1	Cover-Tower
4	84-1080	1	Frame (only on: 30450)
4	98-7826	1	Frame (only on: 30455)
4:61	256-237	1	Bushing
4:63	256-10	2	Bushing-Flange
4:64	32148-9	10	Insert-Nut
5	70-2560	2	Decal-Oil
6	68-7573	2	Strip-Sealing
7	94-5601-03	1	Support-Tank, Lower
8	76-6360	2	Strip-Sealing
9	93-7236-03	1	Support-Cleaner, Air
10	32144-11	17	Screw-TAP
11	3256-78	2	Washer-Flat
12	93-9426	1	Decal-Danger
14	65-5100	1	Handle-Door
15	46-8091	2	Screw-HWH
16	83-1470	2	Washer-Neoprene
17	323-6	1	Screw-HH
18	93-7798	1	Hood ASM
18:3	84-1460	2	Decal-Gm455d
18:5	94-5617	2	Strip-Sealing, Hood
18:6	94-5618	1	Trim - Firewall

Ref. No.	Part No.	Qty.	Description
19	3290-467	2	Pin-Hair
20	94-5613	2	Stop-Rubber
21	84-1490-01	2	Latch-Lockup
22	325-5	2	Screw-HH
23	48-7081	2	Grip-Plastic
25	32151-72	2	Ring-Retaining
27	32121-11	2	Pin-Roll
28	3290-359	3	Screw-HWH
29	94-5626	1	Latch-Draw, Flexible
29:1	100-5806	1	Handle-Latch
29:2	100-5807	1	Keeper-Latch
30	3290-357	2	Nut-HHF
31	3290-483	2	Washer
32	3296-25	2	Nut-Lock NI
33	80-7730	1	Spacer
34	76-6361	1	Strip-Sealing
35	3256-3	2	Washer-Flat
36	3234-12	7	Screw-HHF
37	94-5609-03	1	Cover-Hood, Lower
38	323-4	1	Screw-HH
39	3253-21	2	Washer-Lock
40	3256-24	2	Washer-Flat
41	76-9300-01	1	Fender-LH
42	76-9340-01	1	Fender-RH
43	88-1310	1	Strip-Foam, Cover
44	74-4090	1	Tread-Rest, Foot

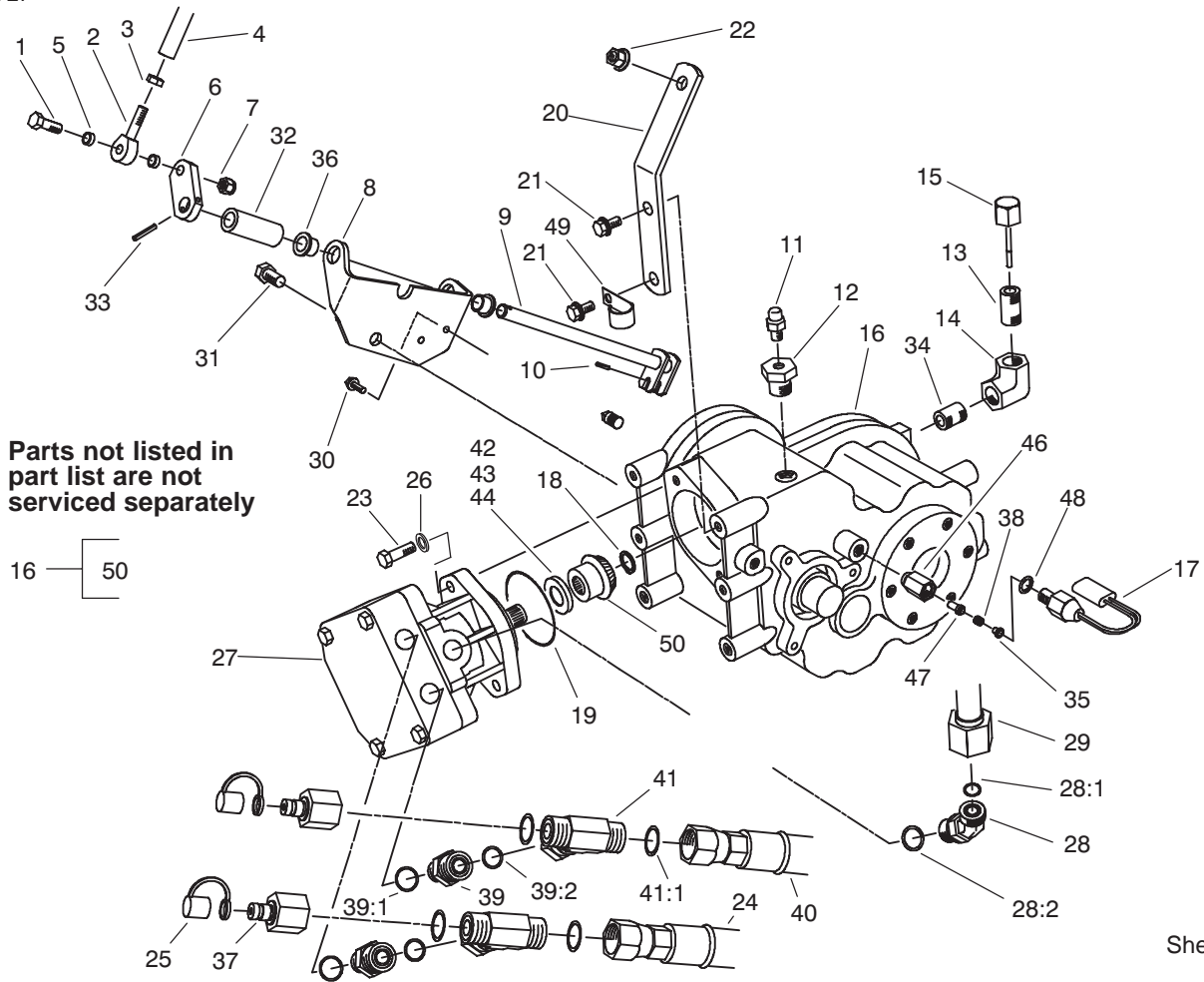


Sheet No.:2

### Frame and Body Assembly (Continued)

Ref. No.	Part No.	Qty.	Description
45	3231-22	2	Screw-CARR
46	3250-36	2	Screw-PPH
47	100-2596-03	1	Cover-Seat, Front
48	76-6380	1	Seal-Cover, Front

Ref. No.	Part No.	Qty.	Description

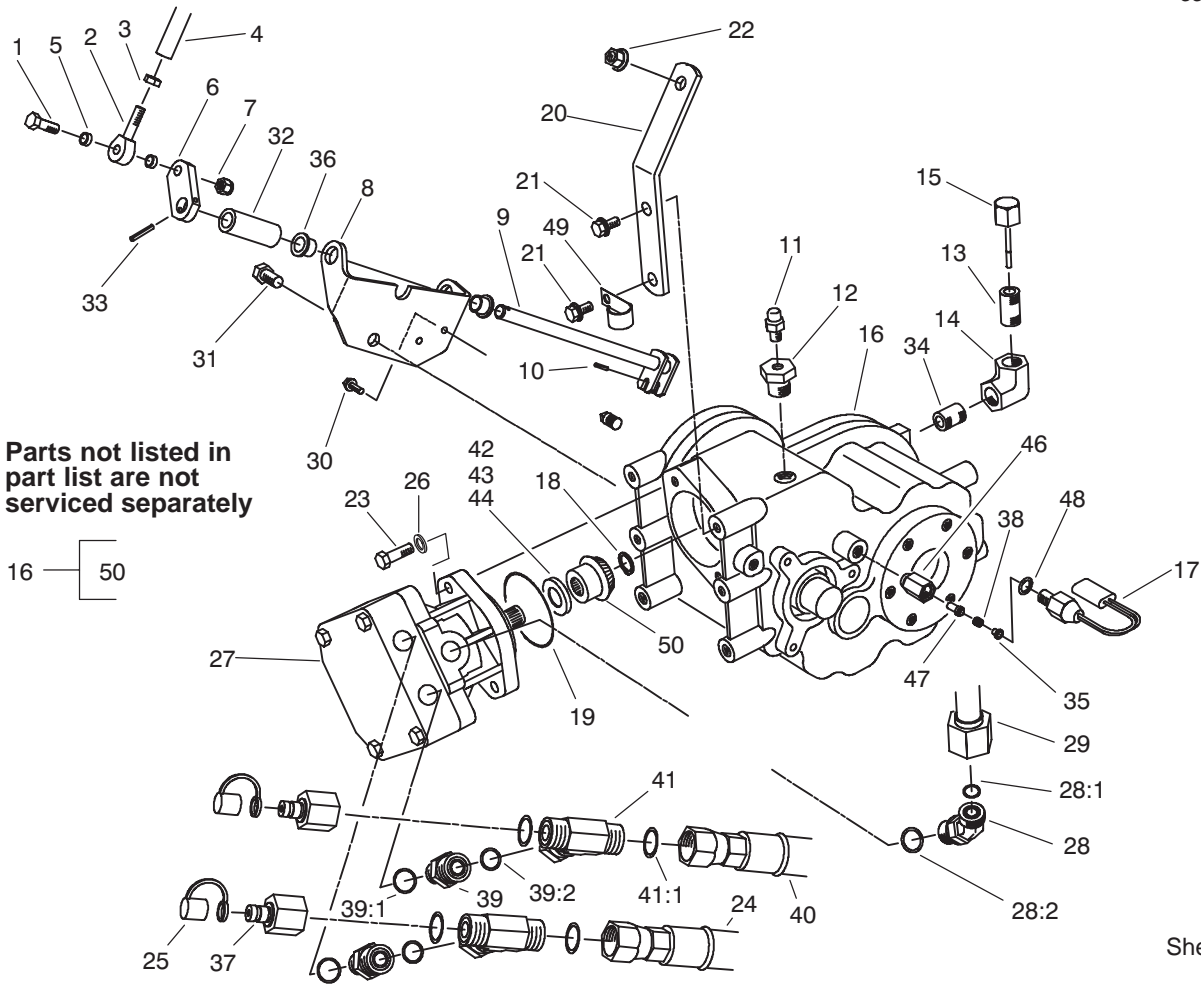


Sheet No.:3

## Front Transaxle Installation Assembly

Ref. No.	Part No.	Qty.	Description
1	323-9	1	Screw-HH
2	2411-36	1	Bearing-End, Rod
3	3220-3	1	Nut-Jam
4	84-0690	1	Rod-Shift
5	76-9100	2	Spacer-Speed, Reel
6	77-4260	1	Link-Shift
7	3296-59	1	Nut-Lock NI
8	84-1610-03	1	Support-Rod, Shift
9	84-0700	1	Rod-Shift
10	32121-24	1	Pin-Spring
11	302-14	1	Fitting-Vent
12	2812-11	1	Bushing-Reducer
13	289-44	1	Nipple-Pipe
14	2813-14	1	Pipe-Elbow, 90
15	27-3710	1	Dipstick
16	99-7566	1	Transaxle-2 Speed
17	72-4320	1	Switch
18	32151-62	1	Ring-Retaining
19	237-167	1	O-Ring
20	84-1600	1	Arm-Lever, Front Axle
21	3234-12	2	Screw-HHF
22	3290-357	1	Nut-HHF
23	323-7	2	Screw-HH
24	92-5830	1	Traction Hose ASM
25	353-947	2	Cap-Dust, Rubber
26	3256-24	2	Washer-Flat

Ref. No.	Part No.	Qty.	Description
27	92-2556-01	1	Motor-HYD, Fixed Displacement
28	340-101	1	Fitting-HYD, 90°
28:1	237-30	1	O-Ring
28:2	237-79	1	O-Ring
29	86-5750	1	Motor Drain Tube ASM
30	3234-4	2	Screw-HHF
31	325-2	1	Screw-HH
32	86-5420	1	Spacer-Rod, Shift
33	32121-6	1	Pin-Roll
34	289-50	1	Nipple-Pipe
35	43-8610	1	Guide
36	3-1506	2	Bushing
37	86-5860	2	Nipple
38	92-1366	1	Spring - Compression
39	340-155	2	Fitting-HYD
39:1	237-79	1	O-Ring
39:2	237-151	1	O-Ring
40	92-5841	1	Traction Hose ASM (only on: 30450)
40	92-7765	1	Traction Tube ASM (only on: 30455)
41	340-167	2	Fitting-HYD, Tee
41:1	237-65	3	O-Ring
42	82-5380	1	Shim-Pinion, .045
43	82-5390	1	Shim-Pinion, .038

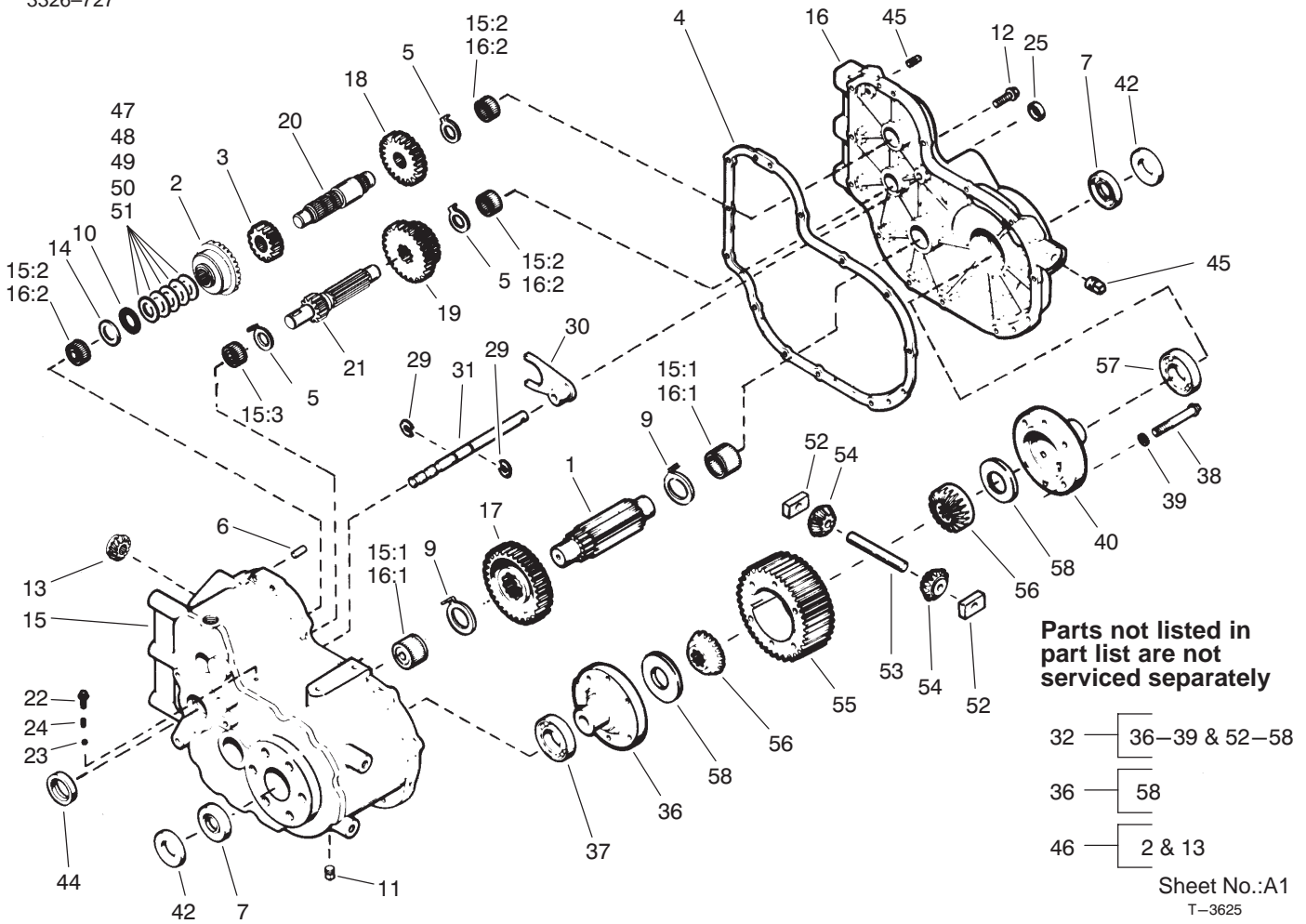


Sheet No.:3

## Front Transaxle Installation Assembly (Continued)

Ref. No.	Part No.	Qty.	Description
44	82-5400	1	Shim-Pinion, .052
46	92-1364	1	Guide-Pin, Switch
47	92-1365	1	Plunger-Switch
48	237-30	1	O-Ring
49	2412-150	1	J-Clip

Ref. No.	Part No.	Qty.	Description

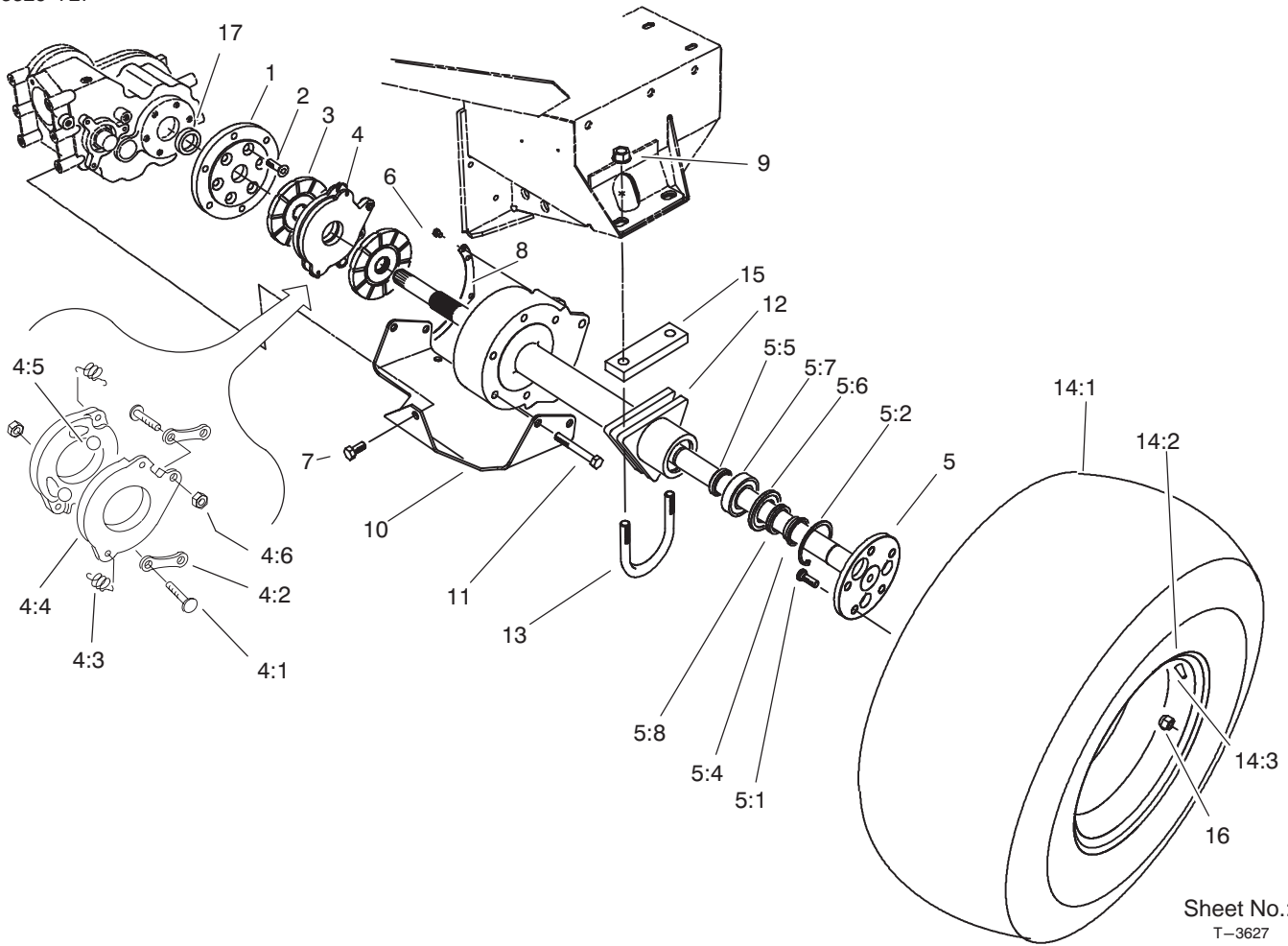


## Transaxle Assembly No. 99-7566

Ref. No.	Part No.	Qty.	Description
1	76-5610	1	Pinion-Output
3	76-5630	1	Gear-Spur
4	76-5640	1	Gasket-Case & Cover
5	76-5650	3	Washer-Thrust
6	76-5660	2	Pin-Dowel
7	76-5670	2	Seal-Oil
9	76-5690	2	Washer-Thrust
10	76-5700	1	Bearing-Thrust
11	76-5710	1	Plug-Drain, Magnetic
12	76-5720	13	Screw-HWHTF
14	76-5680	1	Washer-Thrust
15	92-0639	1	Transaxle Case ASM
15:1	76-5860	2	Bearing-Needle
15:2	76-5870	3	Bearing-Needle
15:3	92-0640	1	Bearing-Needle
16	76-5760	1	Transaxle Cover ASM
16:1	76-5860	2	Bearing-Needle
16:2	76-5870	3	Bearing-Needle
17	92-0642	1	Gear-Output
18	76-5780	1	Gear-Spur
19	92-0644	1	Gear-Cluster
20	92-0641	1	Shaft-Counter
21	92-0645	1	Shifter-Gear & Shaft
22	76-5820	1	Screw-HHF
23	76-5830	1	Ball-Steel
24	76-5840	1	Spring-Fork, Shifter

Ref. No.	Part No.	Qty.	Description
25	76-5850	1	Seal-Oil
29	76-5890	2	Ring-Retaining
30	76-5900	1	Fork-Shift
31	92-0647	1	Rod-Shift, Hi-Low
32	99-7567	1	Differential ASM
36	76-5960	1	Carrier-Differential
37	104-0177	2	Bearing-Roller
38	76-5980	6	Screw-HHF
39	98-3801	6	Washer
40	76-5990	1	Carrier-Differential
42	76-6010	2	Spacer
44	76-6030	1	Seal-Oil
45	76-6040	2	Plug-Pipe
46	84-0080	1	Set-Gear, Matched Spiral
47	76-5680	1	Washer-Thrust
48	76-5740	1	Washer-Thrust
49	84-0090	1	Washer-Thrust
50	84-0130	1	Washer-Thrust
51	84-0140	1	Washer-Thrust
52	104-0178	1	Shim





Sheet No.:4  
T-3627

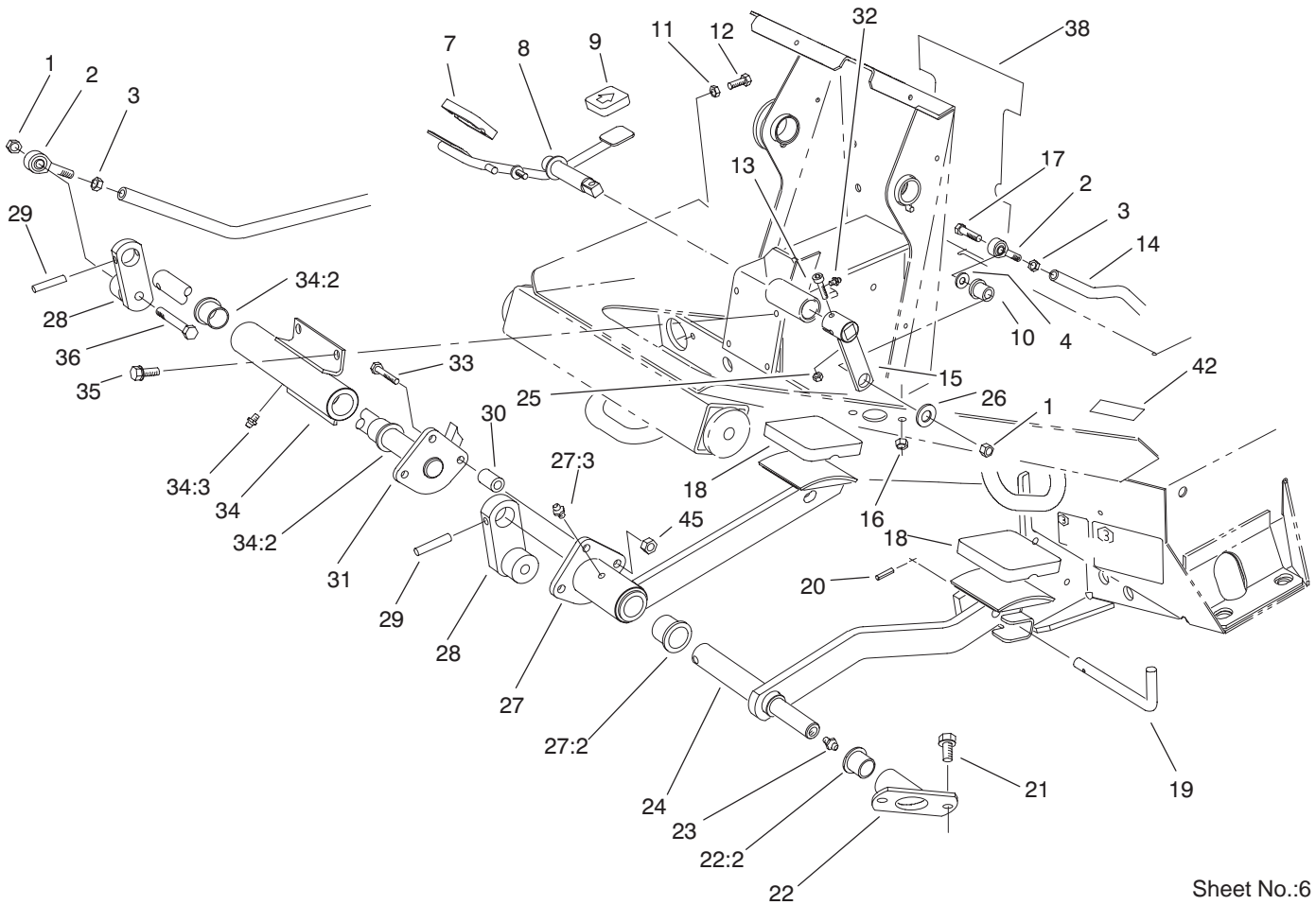
## Front Axle Assembly

Ref. No.	Part No.	Qty.	Description
1	76-4240-03	2	Plate-Adapter
2	3274-87	12	Screw-HSFH
3	74-3640	4	Disc-Middle
4	74-3630	2	Disc-Actuating
4:1	92-7774	2	Stud
4:2	92-7775	2	Link
4:3	92-7776	2	Spring-Extension
4:4	92-7777	2	Disc-Actuating
4:5	92-7773	3	Ball
4:6	69-9940	2	Nut-HJ
5	92-9714	2	Flanged Axle ASM
5:1	242-34	5	Stud-Drive
5:2	32151-76	1	Ring-Retaining
5:4	92-9706	1	Spacer-Axle, Flanged
5:5	92-9708	1	Collar-Bearing
5:6	92-9709	1	Spacer-Bearing
5:7	92-9710	1	Bearing
5:8	92-9712	1	Seal, V-Ring
6	3234-30	6	Screw-HHF
7	325-4	1	Screw-HH
8	76-8300-03	2	Cover-Housing, Axle
9	32128-50	4	Nut-Flange
10	86-5430-03	1	Plate-Skid
11	325-15	10	Screw-HH
12	92-9704-03	2	Housing-Axle
13	84-1590	2	U-Bolt, Front Axle

Ref. No.	Part No.	Qty.	Description
☆14		2	
Tire & Wheel ASM			
14:1	99-5434	1	Tire
14:2	104-0161	1	Rim
14:3	232-27	1	Stem-Valve
15	84-1620-03	2	Plate-Support, Axle
16	23-7270	10	Nut-Wheel
17	76-6010	2	Spacer

☆ Not serviced



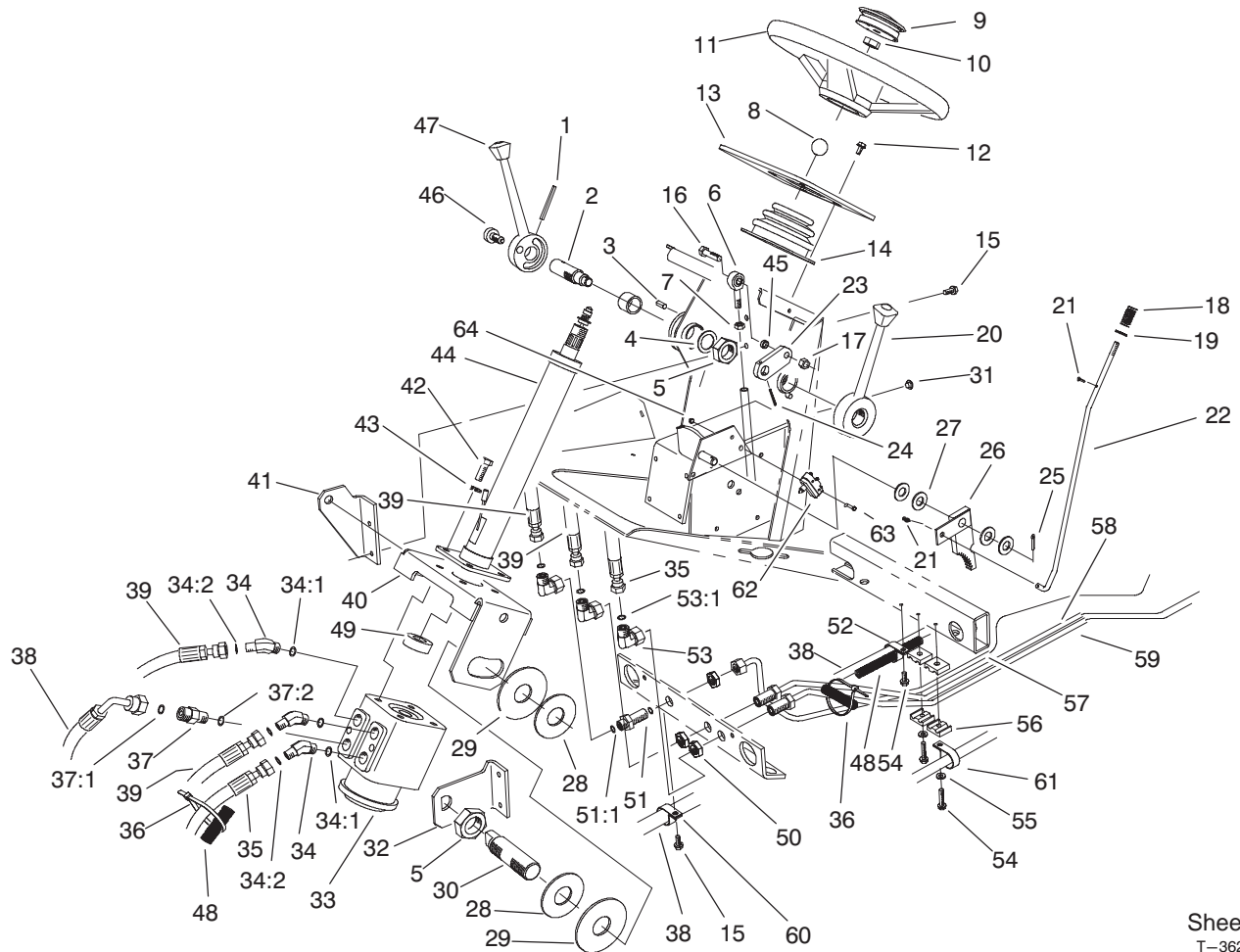


Sheet No.:6

## Traction and Brake Pedal Assembly

Ref. No.	Part No.	Qty.	Description
1	3296-59	3	Nut-Lock NI
2	2411-36	3	Bearing-End, Rod
3	3220-3	3	Nut-Jam
4	3256-3	1	Washer-Flat
7	74-9100	1	Pad-Pedal, Forward
8	82-5190-03	1	Pedal-Traction
9	74-9110	1	Pad-Pedal, Reverse
10	63-9751	1	Mount
11	3218-2	2	Nut-Jam
12	322-4	2	Screw-HH
13	3274-19	1	Screw-HSH
14	88-1160-03	1	Rod-Control
15	92-1367	1	Lever-Traction
16	32128-20	2	Nut-HF
17	323-9	1	Screw-HH
18	82-4960	2	Pad-Foot, Brake
19	63-7880	1	Pin-Latch, Brake
20	32121-50	1	Pin-Spring
21	3234-14	2	Screw-HHF
22	76-9680	1	Hub-Brake
22:2	256-90	1	Bushing-Flange
23	302-2	1	Fitting-Grease
24	92-5804-01	1	Pedal-Brake, LH
25	3296-42	1	Nut-Lock, NI
26	63-8410	1	Washer
27	92-5805	1	Pedal-Brake, RH

Ref. No.	Part No.	Qty.	Description
27:2	256-10	2	Bushing-Flange
27:3	302-5	1	Fitting-Grease
28	92-2586-01	2	Lever-Brake
29	32121-25	2	Pin-Roll
30	66-1140	3	Hub-Adjustment
31	92-5806-01	1	Shaft-Brake
32	302-5	3	Fitting-Grease
33	322-21	3	Screw-HH
34	76-9030	1	Brake Support ASM
34:2	256-10	2	Bushing-Flange
34:3	302-5	1	Fitting-Grease
35	32144-11	4	Screw-TAP
36	323-12	2	Screw-HH
38	84-1470	1	Decal-Safety
42	92-1370	1	Decal-Warning
45	32152-1	3	Nut-Lock, NI



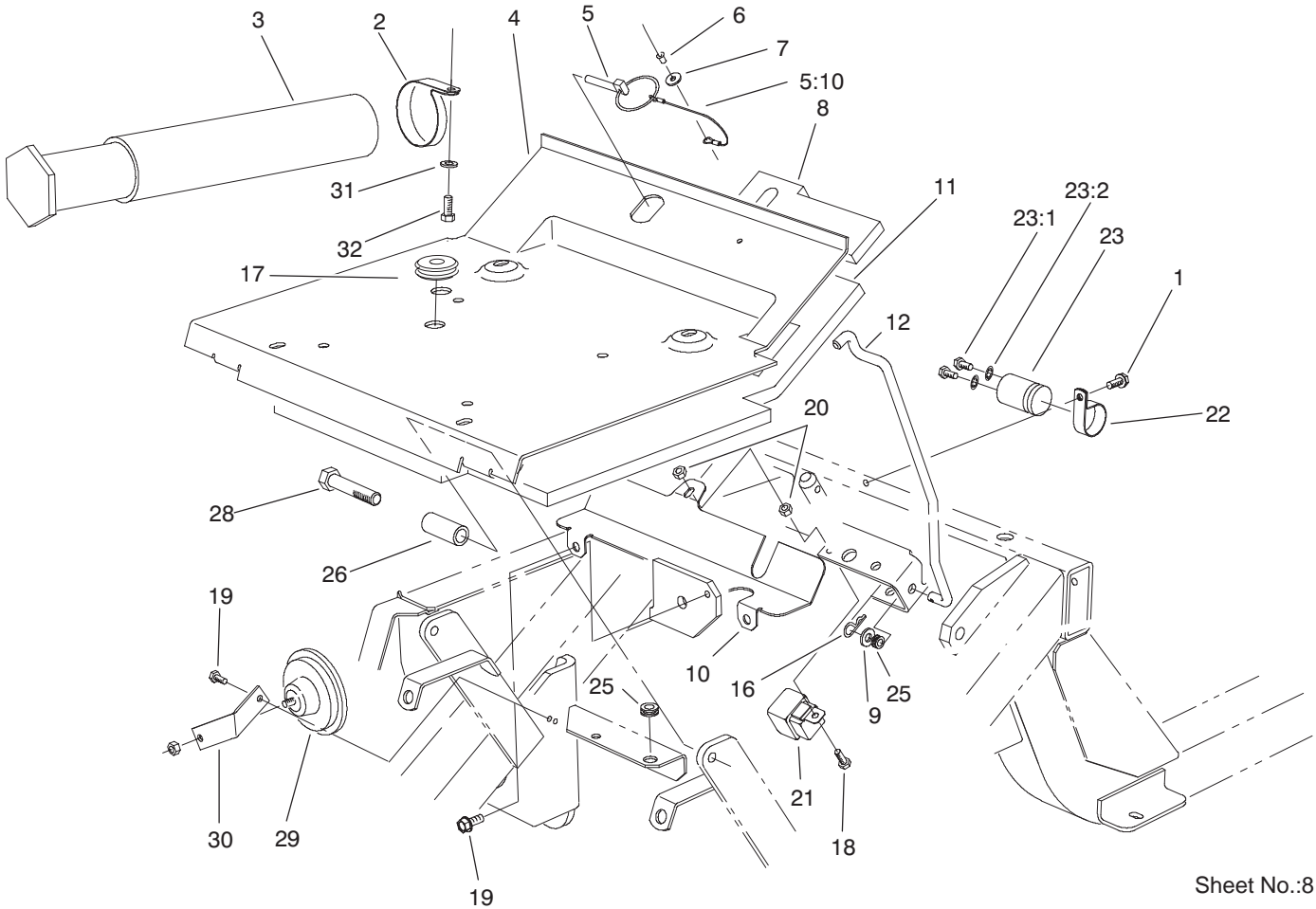
Sheet No.:7  
T-3628

## Steering Tower Assembly

Ref. No.	Part No.	Qty.	Description	Ref. No.	Part No.	Qty.	Description
1	32121-10	1	Pin-Roll	26	63-7900-03	1	Rack
2	74-5790	1	Shaft-Pivot	27	3256-26	4	Washer-Flat
3	32121-123	2	Pin-Roll	28	20-9500	2	Washer
4	10-8110	1	Washer-Thrust	29	83-0740	2	Disc-Friction
5	3296-49	2	Nut-Lock NI	30	76-8340	1	Shaft-Pivot, Steering
6	2411-36	1	Bearing-End, Rod	31	2410-64	2	Plug-Button
7	3220-3	1	Nut-Jam	32	76-8150-03	1	Support-Shaft, Steering
8	233-17	1	Knob	33	92-9729	1	Steering Control ASM
9	72-0130	1	Kit-Horn	34	340-138	3	Fitting-HYD, 45°
10	47-6990	1	Nut	34:1	237-79	1	O-Ring
11	68-8080	1	Wheel-Steering	34:2	237-22	1	O-Ring
12	32144-4	4	Screw-HWH	35	86-3210	1	Hose ASM
13	93-9415	1	Panel-Control, Tower	36	3290-378	2	Tie-Cable
14	76-9450	1	Boot-Column, Steering	37	59-6430	1	Valve-Check
15	32144-11	6	Screw-TAP	37:1	237-22	1	O-Ring
16	323-8	1	Screw-HH	37:2	237-79	1	O-Ring
17	3296-59	1	Nut-Lock NI	38	86-5570	1	Hose ASM
18	95-1821-03	1	Spring-Compression	39	86-3220	2	Hose ASM
19	3256-22	1	Washer-Flat	40	76-8140-03	1	Bracket-Gear, Steering
20	69-1560-03	1	Lever-Lock	41	76-8160-03	1	Support-Gear, Steering
21	3272-5	2	Pin-Cotter	42	323-6	4	Screw-HH
22	76-9050	1	Rod-Brake, Park	43	3253-21	4	Washer-Lock
23	84-0680	1	Link-Shift	44	74-3670	1	Steering Column ASM
24	32121-6	1	Pin-Roll				
25	3272-10	1	Pin-Cotter				





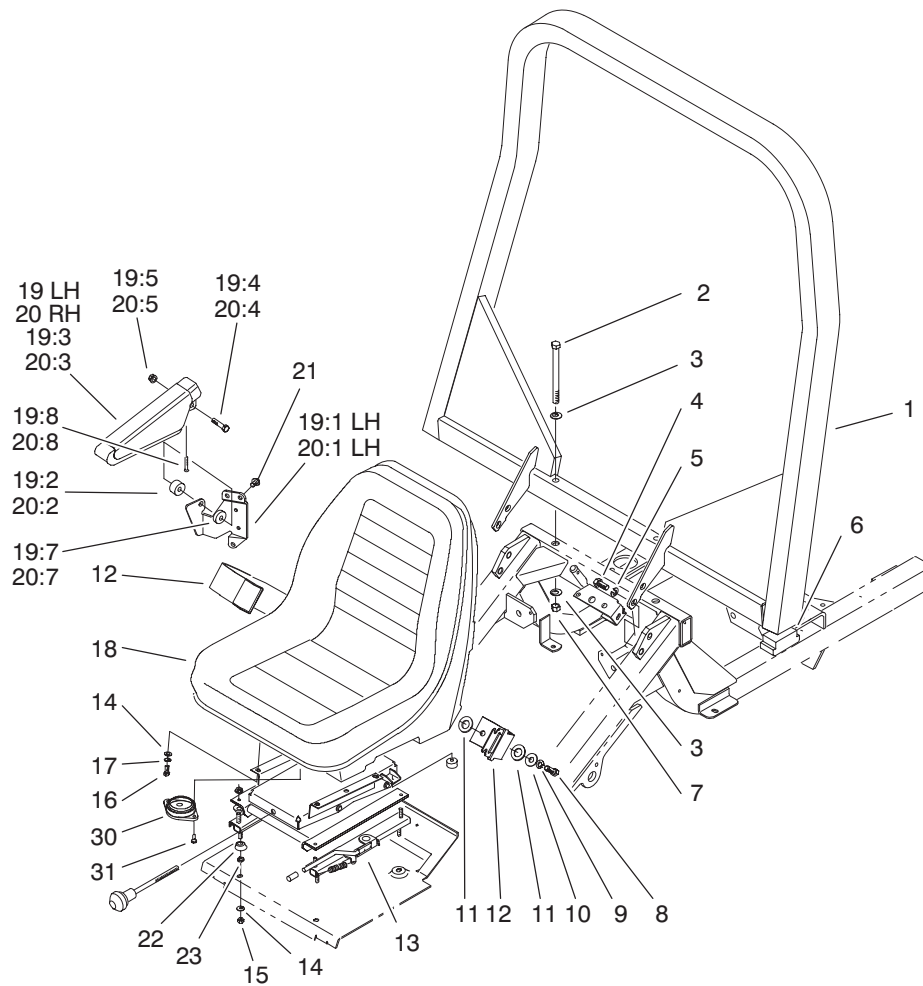


Sheet No.:8

## Seat Plate Assembly

Ref. No.	Part No.	Qty.	Description
1	32104-82	1	Screw-HHF
2	2412-133	2	R-Clamp
3	74-0720	1	Tube-Manual
4	76-9460-03	1	Plate-Seat
5	77-3780	1	Pin ASM
5:10	28-8070	1	Lanyard
6	3290-282	1	Rivet-Pop, Steel
7	3256-49	1	Washer-Flat
8	76-9930	1	Foam-Center
9	3256-24	1	Washer-Flat
10	86-2860-03	1	Cover-Belt, Upper
11	82-4900	1	Foam-Seat, Rear
12	76-9440	1	Rod-Prop, Seat
16	3290-307	1	Pin-Hair
17	240-5	1	Grommet
18	321-5	1	Screw-HH
19	32144-11	3	Screw-TAP
20	32128-33	2	Nut-HF
21	70-1480	1	Relay
22	2412-74	1	R-Clamp
23	37-2690	1	Capacitor
23:1	3252-18	2	Screw
23:2	3254-1	2	Washer-Lock, Internal
25	237-136	2	Grommet
26	76-9480	2	Sleeve-Pivot, Seat
28	325-9	2	Screw-HH

Ref. No.	Part No.	Qty.	Description
29	48-4590	1	Disc-Horn
30	74-8910	1	Bracket-Horn
31	3256-23	2	Washer-Flat
32	322-2	2	Screw-HH

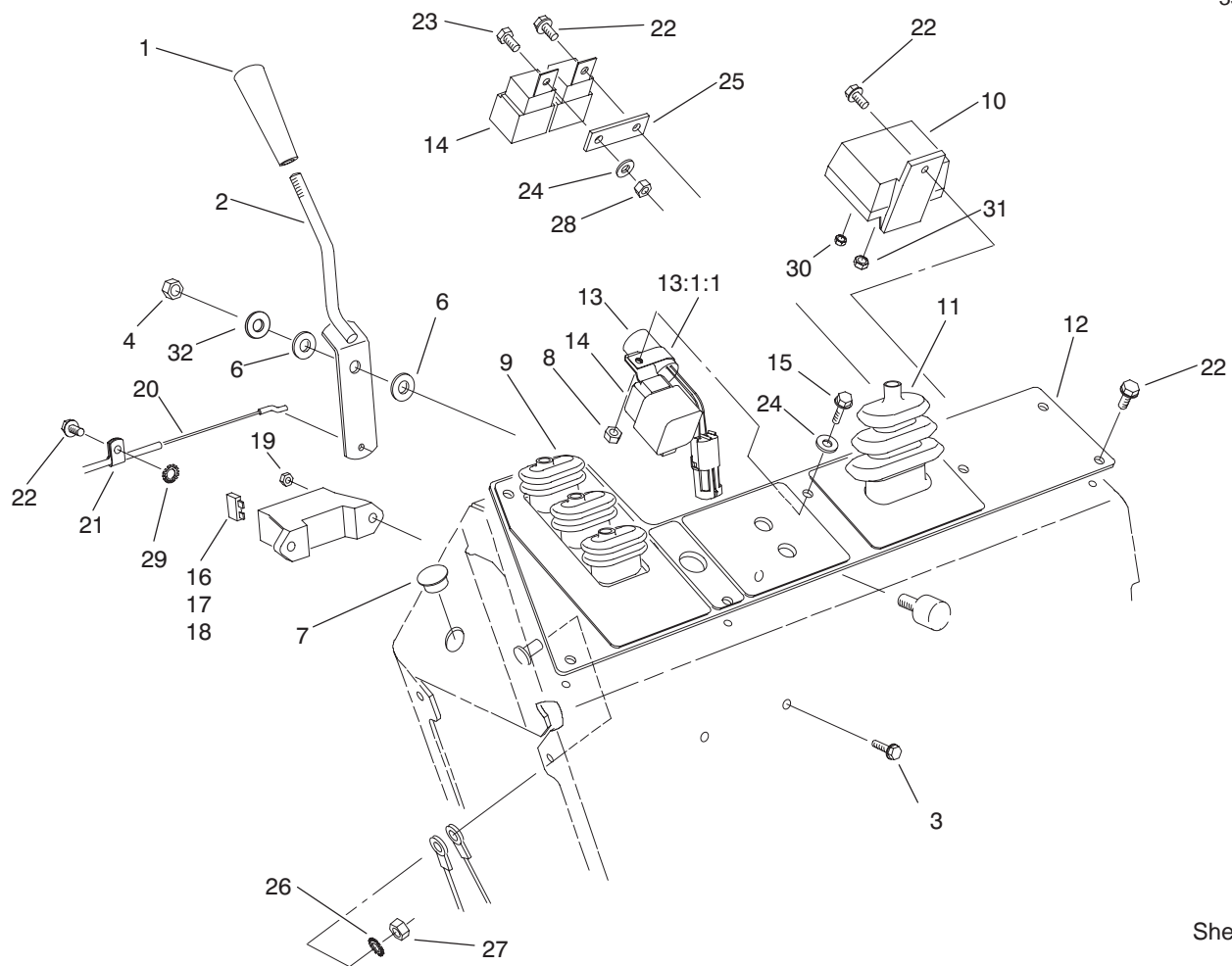


Sheet No.:9  
T-3630

## Seat and Roll-Over-Protection-System Assembly

Ref. No.	Part No.	Qty.	Description	Ref. No.	Part No.	Qty.	Description
1	76-9370-03	1	Rops-2 Post (only on: 30455)	15	3296-29	4	Nut-Lock, NI
2	325-33	2	Screw-HH (only on: 30455)	16	322-3	4	Screw-HH
3	3256-26	4	Washer-Flat (only on: 30455)	17	3253-4	4	Washer-Lock
4	325-2	4	Screw-HH (only on: 30455)	18	104-4620	1	Seat-Olympic, Toro
5	3253-7	4	Washer-Lock (only on: 30455)	19	92-7307	1	Armrest ASM-LH
6	82-5370	2	Foam-Rops (only on: 30455)	19:1	69-0760	1	Bracket-Arm, LH
7	3296-25	2	Nut-Lock NI (only on: 30455)	19:2	92-7301	1	Spacer
8	3212-5	2	Screw-HH (only on: 30455)	19:3	69-1180	1	Armrest
9	3253-6	2	Washer-Lock (only on: 30455)	19:4	323-9	1	Screw-HH
10	3256-5	2	Washer-Flat (only on: 30455)	19:5	32128-19	1	Nut-HF
11	3256-28	2	Washer-Flat (only on: 30455)	19:7	3256-24	1	Washer-Flat
12	21-4191	1	Seat Belt ASM (only on: 30455)	19:8	92-7318	1	Screw-Pth
13	76-1970	1	Suspension-Seat	20	92-7306	1	Armrest ASM-RH
14	3256-2	8	Washer-Flat	20:1	69-0770	1	Bracket-Arm, RH
				20:2	92-7301	1	Spacer
				20:3	69-1180	1	Armrest
				20:4	323-9	1	Screw-HH
				20:5	32128-19	1	Nut-HF
				20:7	3256-24	1	Washer-Flat
				20:8	92-7318	1	Screw-Pth
				21	3234-14	6	Screw-HHF
				22	66-9290	4	Spacer-Suspension
				23	3218-2	4	Nut-Jam
				30	92-6282	1	Switch-Seat
				31	3234-33	2	Screw-HHF





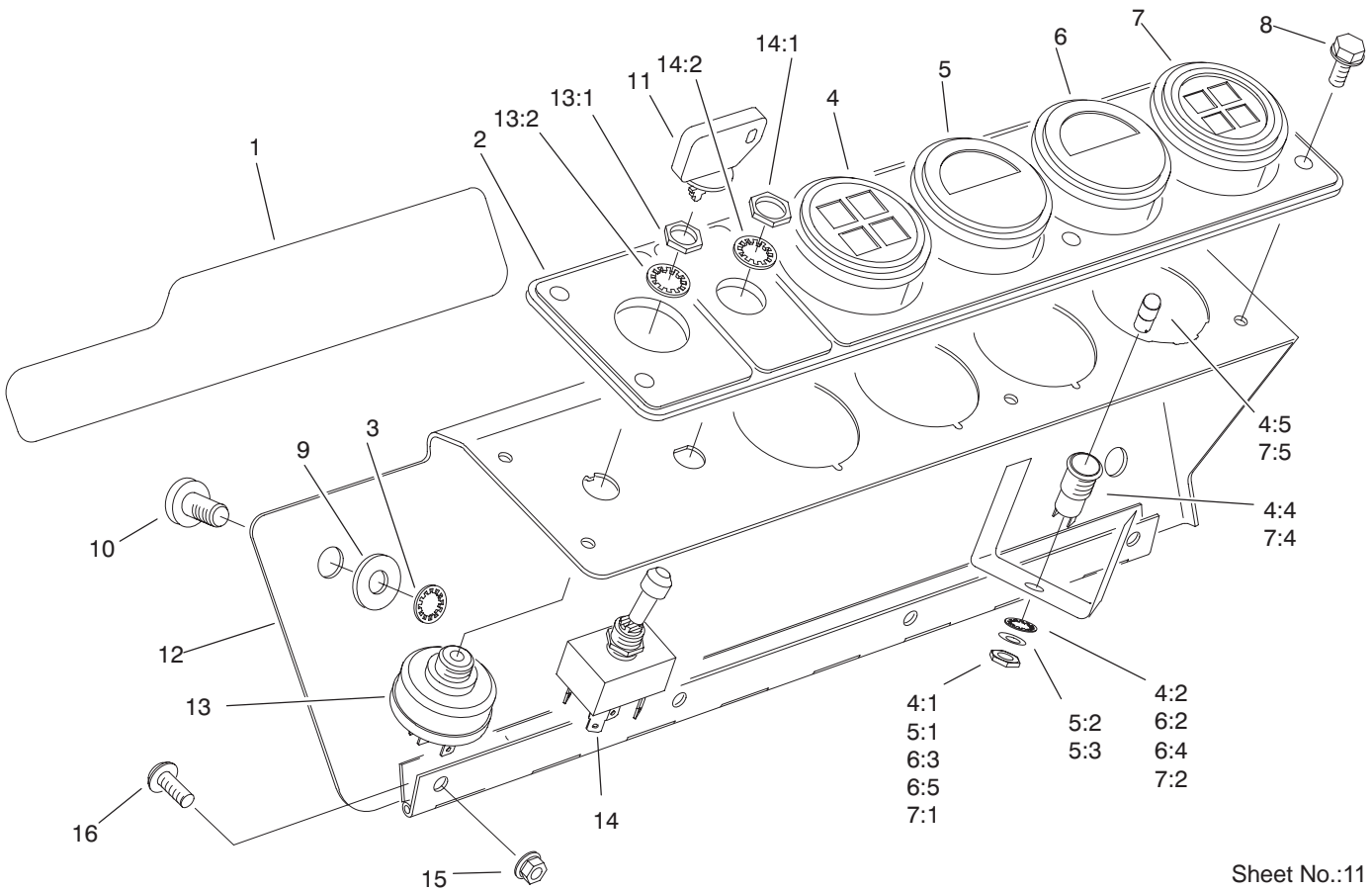
Sheet No.:10

### Control Console Assembly

Ref. No.	Part No.	Qty.	Description
1	233-39	1	Knob-Control
2	76-4300	1	Lever-Throttle
3	3290-126	2	Screw
4	3296-44	1	Nut-Lock, NI
6	52-2900	2	Washer
7	94-5627	1	Plug
8	32128-33	1	Nut-HF
9	76-8450	1	Boot-Lever, Lift
10	76-5260	1	Relay-Plug, Glow
11	76-8440	1	Boot-Throttle
12	86-5410	1	Panel-Console
13	83-2280	1	Timer-Delay
★13:1		1	Timer-Delay
13:1:1	98-4604	1	R-Clamp
14	70-1480	3	Relay
15	32144-86	1	Screw-HH
16	218-573	2	Fuse-5 Amp
17	218-581	1	Fuse-15 Amp, 32 Volt
18	218-593	1	Fuse-30 Amps
19	3296-12	2	Nut-Lock
20	74-5480	1	Cable-Throttle
21	2412-31	1	Clamp-Boden
22	32144-4	10	Screw-HWH
23	321-2	1	Screw-HH
24	3256-78	3	Washer-Flat
25	77-3970	1	Spacer - Relay

Ref. No.	Part No.	Qty.	Description
26	3255-8	1	Washer-Lock/Ext
27	3296-47	1	Nut-Lock, NI
28	3296-42	1	Nut-Lock, NI
29	3255-7	1	Washer-Lock/Ext
30	48-7880	1	Nut-Hex
31	48-7890	1	Nut
32	3256-35	1	Washer-Flat

★ Not serviced

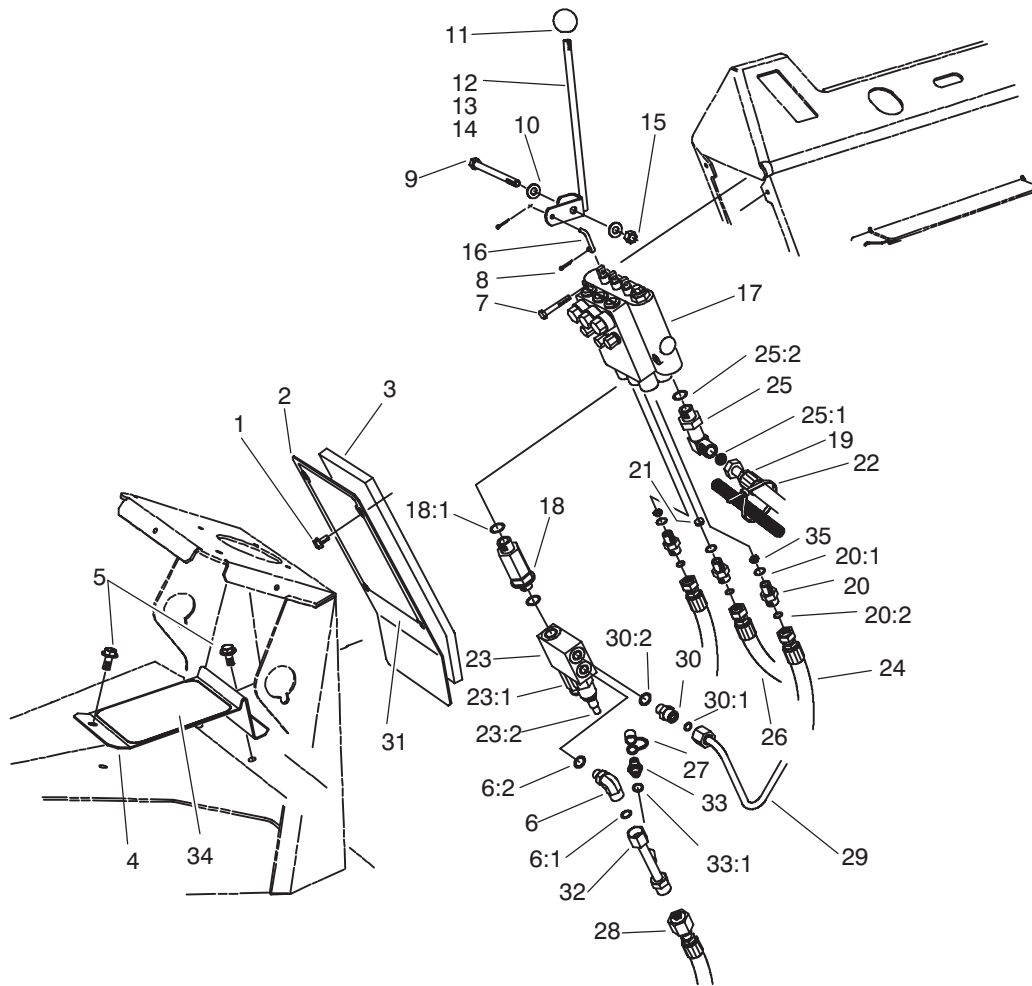


Sheet No.:11  
T-3632

## Gage Panel Assembly

Ref. No.	Part No.	Qty.	Description
1	92-6564	1	Decal - 4 Matic (only on: 30455)
2	84-1450	1	Panel-Console Gauges
3	32151-72	2	Ring-Retaining
4	93-7483	1	Lamp-Cluster
4:1	3217-26	1	Nut-Hex
4:2	3254-1	1	Washer-Lock, Internal
4:4	87-6270	4	Socket-Light
4:5	219-17	4	Bulb
5	76-9060	1	Gauge-Temperature
5:1	3219-14	6	Nut-Hex
5:2	3253-2	5	Washer-Lock/Sp
5:3	3256-14	2	Washer-Flat
6	66-2940	1	Gauge-Fuel
6:2	3254-1	2	Washer-Lock, Internal
6:3	3217-27	2	Nut-Hex
6:4	3255-24	3	Washer-Lock/Ext
6:5	3217-16	3	Nut-Hex
7	93-7484	1	Cluster-Lamp
7:1	3217-26	1	Nut-Hex
7:2	3254-1	1	Washer-Lock, Internal
7:4	87-6270	4	Socket-Light
7:5	219-17	4	Bulb
8	32144-4	6	Screw-HWH
9	3256-24	2	Washer-Flat

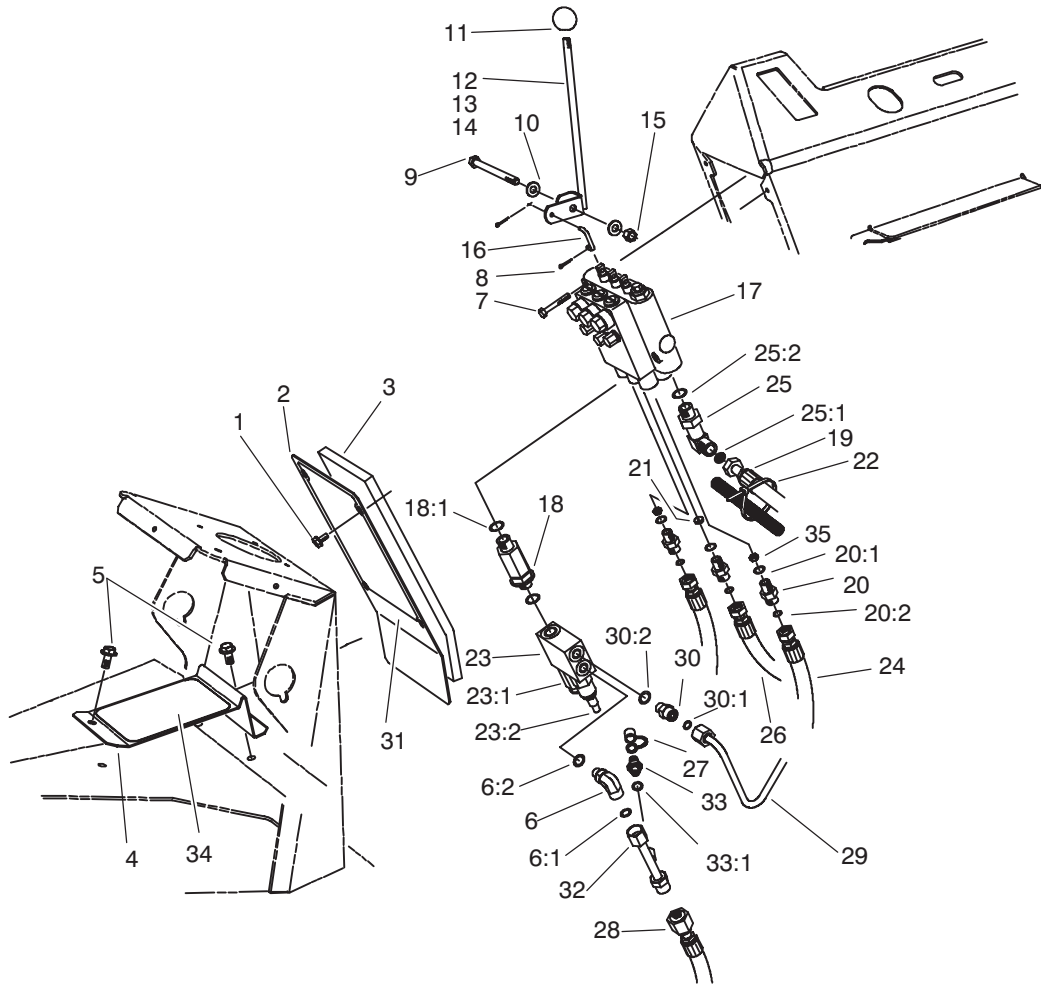
Ref. No.	Part No.	Qty.	Description
10	3250-36	2	Screw-PPH
11	63-8360	1	Key-Ignition
12	82-3750-03	1	Cover-Console
13	27-2360	1	Switch-Key
13:1	218-446	1	Nut-Hex
13:2	218-447	1	Washer-Lock
14	85-4980	1	Switch-PTO
14:1	3218-19	2	Nut-HJ
14:2	3254-20	1	Washer-Lock, Internal
15	32128-33	4	Nut-HF
16	3274-31	4	Screw-HSBH



Sheet No.:12

## Lift Valve Installation Assembly

Ref. No.	Part No.	Qty.	Description	Ref. No.	Part No.	Qty.	Description
1	46-6810	4	Screw & Washer ASM	22	3290-379	1	Tie-Cable
2	76-7090-03	1	Cover-Control, Front	23	86-5440	1	Dual Wing Relief ASM
3	76-6270	1	Strip-Foam, Panel	23:1	88-1520	1	Cartridge-Relief
4	82-5300-03	1	Heel-Support	23:2	88-1530	1	Cartridge-Relief, Differential
5	32144-11	2	Screw-TAP	24	86-3190	2	Hose ASM
6	340-99	1	Fitting-HYD, 90°	25	63-4090	1	Fitting
6:1	237-30	1	O-Ring	25:1	237-30	1	O-Ring
6:2	237-42	1	O-Ring	25:2	237-79	1	O-Ring
7	321-10	2	Screw-HH	26	86-3180	1	Hose ASM
8	3272-1	6	Pin-Cotter	27	353-947	1	Cap-Dust, Rubber
9	323-17	1	Screw-HH	28	86-3230	1	Hose ASM
10	3256-24	2	Washer-Flat	29	86-5770	1	Relief Valve Tube ASM
11	233-42	3	Knob	30	340-2	1	Fitting-HYD, Straight
12	74-6060	1	Lever-Valve, RH	30:1	237-22	1	O-Ring
13	74-6050	1	Lever-Valve, Center	30:2	237-42	1	O-Ring
14	69-7010	1	Lever-Valve, LH	31	93-7243	1	Decal - Service, 2wd (only on: 30450)
15	3296-39	1	Nut-Lock, NI	31	93-7242	1	Decal - Service, 4wd (only on: 30455)
16	69-9140	3	Link-Levers, Valve	32	86-5760	1	Deck Return Tube ASM
17	92-7762	1	Control Valve ASM	33	354-77	1	Fitting-Quick
18	74-5910	1	Bulkhead-Special	33:1	237-78	1	O-Ring
18:1	237-79	2	O-Ring	34	76-7040	1	Pad-Foot
19	95-4354	1	Hose ASM				
20	340-1	3	Adapter				
20:1	237-35	1	O-Ring				
20:2	237-42	1	O-Ring				
21	84-6402	1	Disc-Orifice				

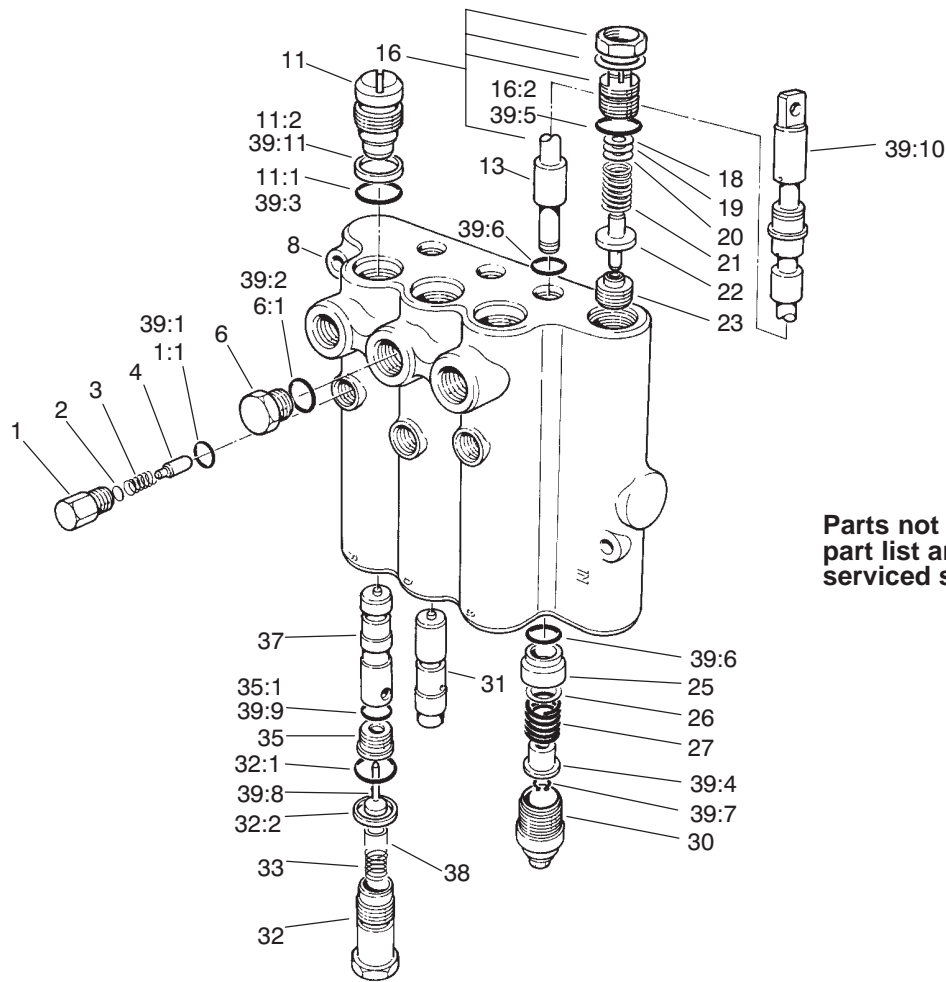


Sheet No.:12

### Lift Valve Installation Assembly (Continued)

Ref. No.	Part No.	Qty.	Description
35	86-2501	2	Plate-Orifice

Ref. No.	Part No.	Qty.	Description
----------	----------	------	-------------



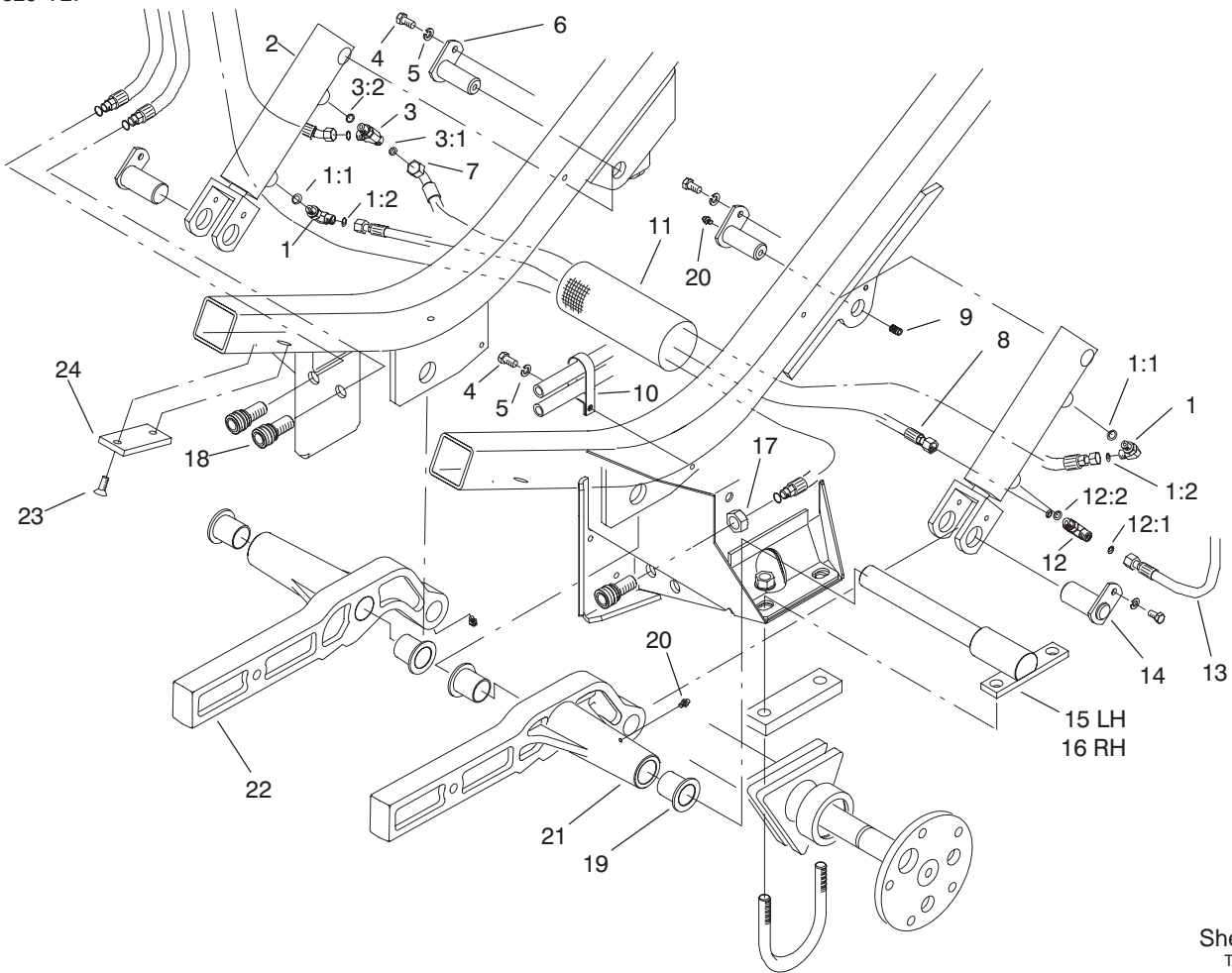
Sheet No.:A5  
T-3633

## Lift Valve Assembly No. 92-7762

Ref. No.	Part No.	Qty.	Description
1	58-6780	3	Plug
1:1	58-6790	1	O-Ring
2	60-6450	1	Disc
3	58-6760	3	Spring
4	58-6770	3	Plunger
6	353-508	3	Plug
6:1	237-42	1	O-Ring
11	58-6350	3	Plug
11:1	60-5720	1	O-Ring
11:2	58-6370	1	Washer
16	69-1830	1	Plug ASM
16:2	58-6750	1	O-Ring
18	58-6470	1	Washer
19	58-6480	1	Washer
20	58-6490	1	Washer
21	92-2567	1	Spring
22	92-2568	1	Poppet
25	58-6400	3	Bushing
26	58-6700	3	Washer
27	58-6730	3	Spring
30	58-6420	3	Cap
31	84-6430	1	Plunger
32	92-7780	3	Plug ASM
32:1	60-5720	1	O-Ring
32:2	58-6370	1	Washer
33	92-7778	3	Spring

Ref. No.	Part No.	Qty.	Description
35	58-6330	3	Seat
35:1	58-6340	1	O-Ring
37	84-6420	2	Plunger
38	92-7779	3	Eyelet
*39	60-3780	1	Seal Kit
39:1	58-6790	3	O-Ring
39:2	58-6720	3	O-Ring
39:3	60-5720	6	Ring
39:4	58-6310	6	Spacer
39:5	58-6750	1	O-Ring
39:6	58-6450	6	O-Ring
39:7	58-6460	3	Ring
39:8	58-6290	3	Poppet
39:9	58-6340	3	O-Ring
39:10	58-6320	3	Wiper
39:11	58-6370	1	Washer

\* Not illustrated



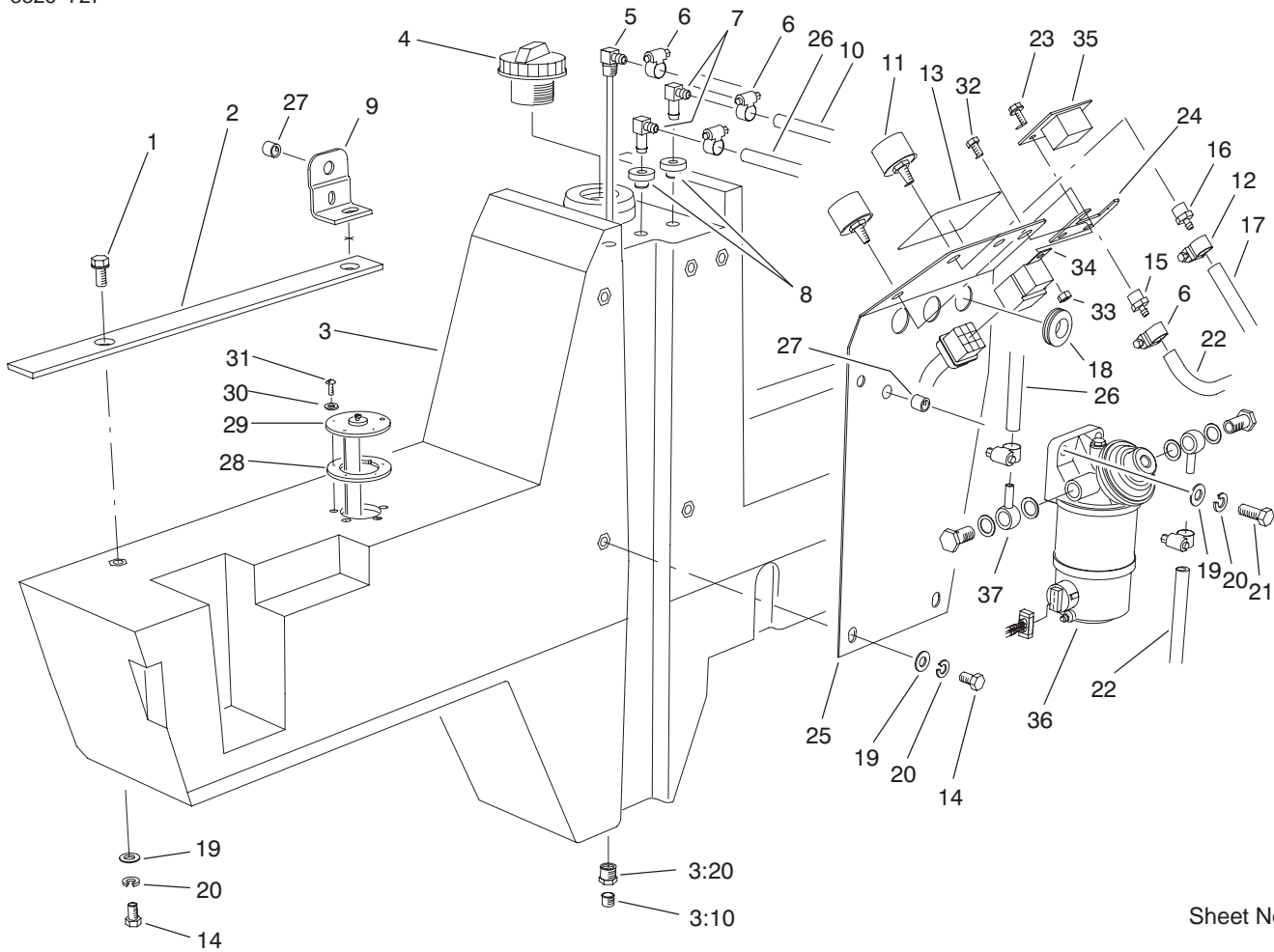
Sheet No.:13  
T-3634

## Cylinder and Lift Arm Assembly

Ref. No.	Part No.	Qty.	Description
1	340-132	2	Fitting-HYD, 90°
1:1	237-78	1	O-Ring
1:2	237-21	1	O-Ring
2	86-5580	2	HYD Cylinder ASM
3	340-140	1	Adapter-Tee
3:1	237-21	2	O-Ring
3:2	237-78	1	O-Ring
4	322-2	5	Screw-HH
5	3253-4	5	Washer-Lock
6	84-1350	2	Pin-Pivot
7	86-3160	1	Hose ASM
8	86-3200	1	Hose ASM
9	3247-4	2	Screw-Set
10	2412-137	1	Clamp-Tube
11	70-1380	1	Sleeve-Protective
12	340-125	1	Adapter
12:1	237-21	2	O-Ring
12:2	237-78	1	O-Ring
13	86-3170	1	Hose ASM
14	88-1190	2	Pin-Pivot
15	86-2790-03	1	Pin-Pivot, LH
16	88-1200-03	1	Pin-Pivot, RH
17	3220-7	3	Nut-Jam
18	86-5450	3	Coupler
19	68-6480	4	Bushing-Flange
20	302-5	6	Fitting-Grease

Ref. No.	Part No.	Qty.	Description
21	84-0730-03	1	Arm-Lift, LH
22	86-5890-03	1	Arm-Lift, RH
23	32108-58	4	Screw-FH
24	69-9300	2	Pad-Bumper



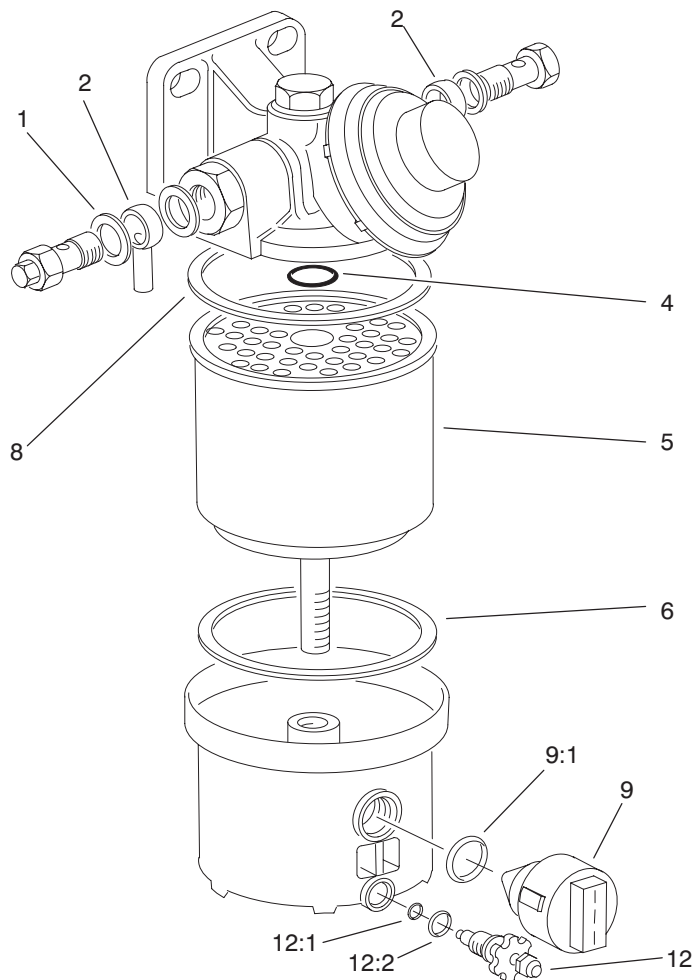


Sheet No.:14

## Fuel Tank Assembly

Ref. No.	Part No.	Qty.	Description
1	3234-12	2	Screw-HHF
2	76-9790	1	Foam-Tank, Fuel
3	74-5580	1	Tank-Fuel
3:10	285-22	1	Plug-Pipe
3:20	2812-1	1	Bushing-Pipe
4	93-3102	1	Cap-Fuel
5	76-6600	1	Pipe-Stand
6	2412-108	6	Clamp-Worm
7	46-6550	2	Fitting-HYD, 90°
8	46-6560	2	Bushing
9	82-3660	1	Bracket-Cover
10	63-7627	1	Hose-Fuel
11	68-6150	2	Breather-Air
12	2412-36	1	Clamp-Hose
13	76-8780	1	Decal-Caution, Fuel
14	323-4	7	Screw-HH
15	354-95	1	Hose-Female, Barbed
16	354-94	1	Hose-Female, Barbed
17	74-9122	1	Hose-Overflow, Radiator
18	240-6	3	Grommet-Rubber
19	3256-24	9	Washer-Flat
20	3253-21	9	Washer-Lock
21	323-7	2	Screw-HH
22	63-7622	2	Hose-Fuel
23	32144-18	2	Screw-HH

Ref. No.	Part No.	Qty.	Description
24	94-5614-03	1	Bracket-Meter, Hour
25	76-6590-03	1	Plate-Tank, Fuel
26	63-7626	1	Hose-Fuel
27	32148-9	3	Insert-Nut
28	62-7650	1	Gasket
29	74-5860	1	Sender-Fuel
30	3253-15	5	Washer-Lock/Sp
31	32122-24	5	Screw-Pth
32	321-3	2	Screw-HH
33	3296-42	2	Nut-Lock, NI
34	70-1480	1	Relay
35	75-6820	1	Hourmeter
36	76-5300	1	Fuel Filter ASM
37	76-5190	2	Fitting-Adjustable



5 — [ 4, 6 & 8 ]

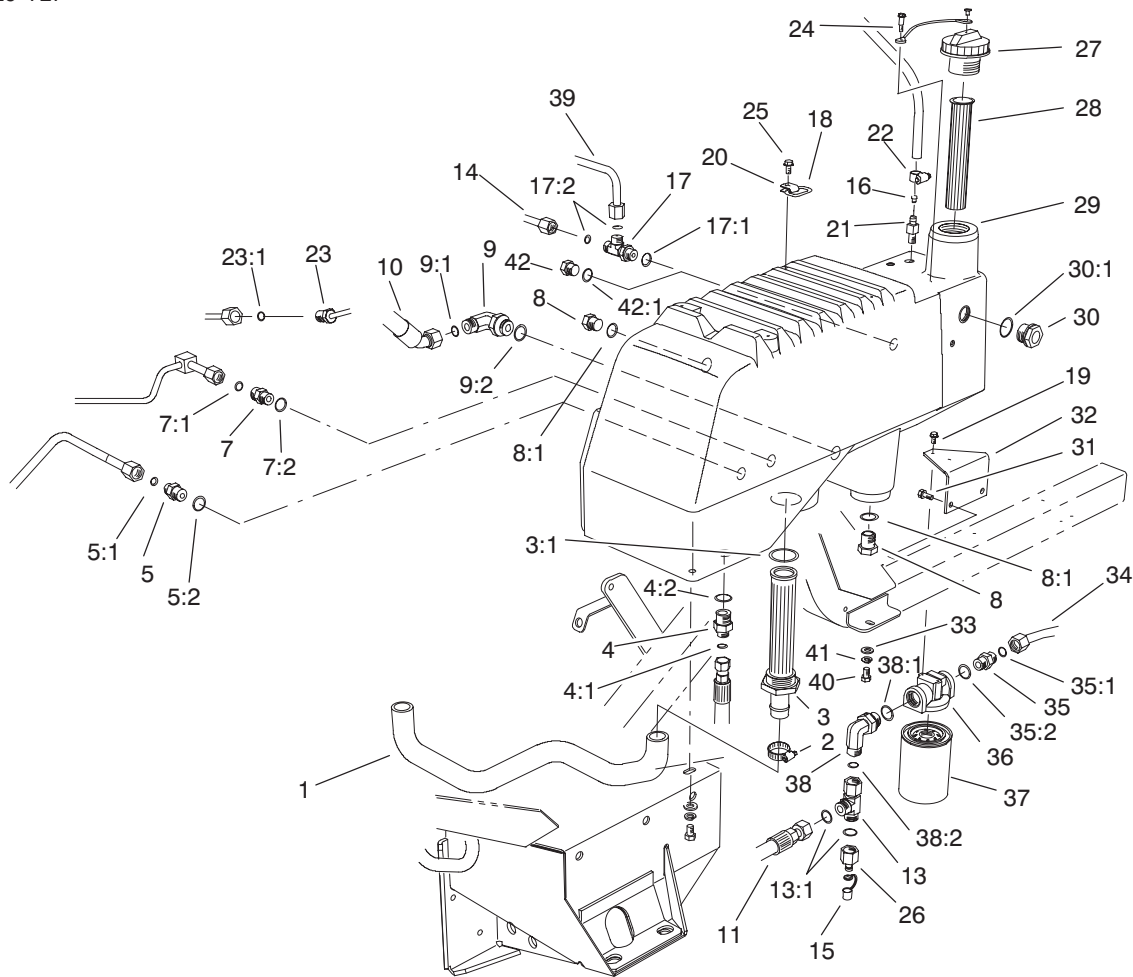
**Parts not listed in part list are not serviced separately**

Sheet No.:B2  
T-3486

## Fuel Filter Assembly No. 76-5300

Ref. No.	Part No.	Qty.	Description
1	76-5180	4	Washer-Copper
2	76-5190	2	Fitting-Adjustable
5	76-5220	1	Element-Filter
9	76-5320	1	Probe-Sensor, Water
9:1	94-8025	1	O-Ring
12	94-8026	1	Screw-Vent
12:1	94-8027	1	O-Ring
12:2	94-8028	1	O-Ring

Ref. No.	Part No.	Qty.	Description



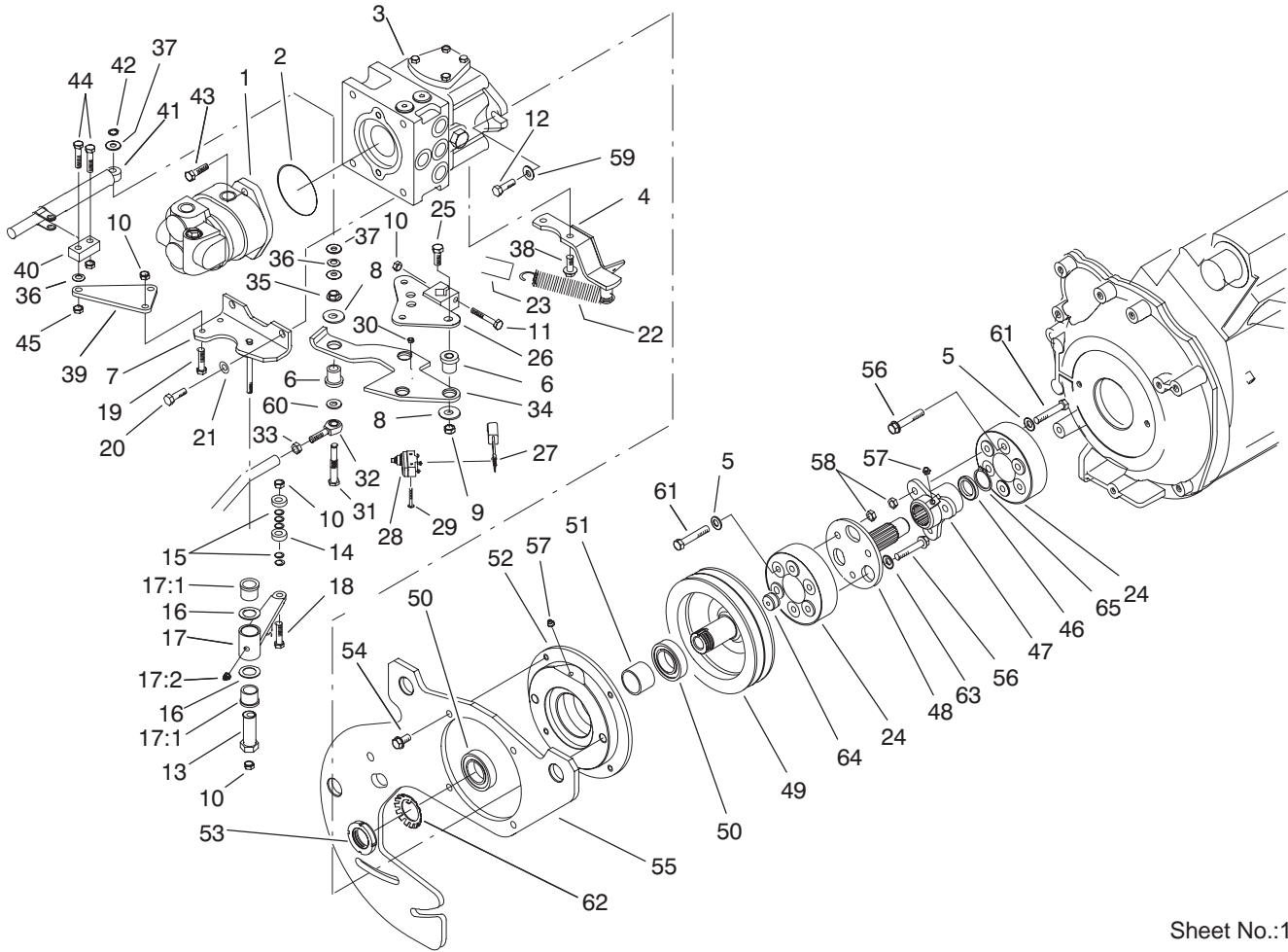
Sheet No.:15

## Hydraulic Reservoir Assembly

Ref. No.	Part No.	Qty.	Description
1	104-0157	1	Hose-Suction
2	2412-34	1	Clamp-Hose
3	104-7546	1	Strainer-Tank
3:1	340-136	1	O-Ring
4	340-141	1	Fitting
4:1	237-22	1	O-Ring
4:2	237-80	1	O-Ring
5	340-6	1	Fitting-Straight, HYD
5:1	237-30	1	O-Ring
5:2	237-80	1	O-Ring
7	340-4	1	Adapter
7:1	237-30	1	O-Ring
7:2	237-79	1	O-Ring
8	353-551	2	Plug-HH
8:1	237-80	1	O-Ring
9	340-17	1	Adapter
9:1	237-65	1	O-Ring
9:2	237-80	1	O-Ring
10	86-3150	1	Hose ASM
11	86-5500	1	Hose ASM
13	340-147	1	Fitting-HYD, Tee
13:1	237-65	3	O-Ring
14	74-6230	1	Tube ASM (only on: 30455)
15	353-947	1	Cap-Dust, Rubber
16	74-4080	1	Orifice

Ref. No.	Part No.	Qty.	Description
17	340-109	1	Fitting-HYD (only on: 30455)
17:1	237-79	1	O-Ring (only on: 30455)
17:2	237-30	2	O-Ring (only on: 30455)
18	249-49	4	D-Ring
19	3234-13	2	Screw-HHF
20	76-9950	4	Bracket-Ring
21	354-103	1	Hose-Male, Barbed
22	2412-36	1	Clamp-Hose
23	94-8298	1	Oil Cooler Tube ASM
23:1	237-30	1	O-Ring
24	57-5420	1	Screw-Shoulder
25	32144-4	4	Screw-HWH
26	86-5860	1	Nipple
27	93-7160	1	Cap-Oil, HYD
28	61-2790	1	Filter-Screen
29	104-0164	1	Reservoir-Hydraulic
30	69-1170	1	Glass-Sight
30:1	237-81	1	O-Ring
31	32144-11	2	Screw-TAP
32	92-5840-03	1	Bracket-Mounting, Filter
33	240-11	3	Grommet-Mount, Tank





Sheet No.:16

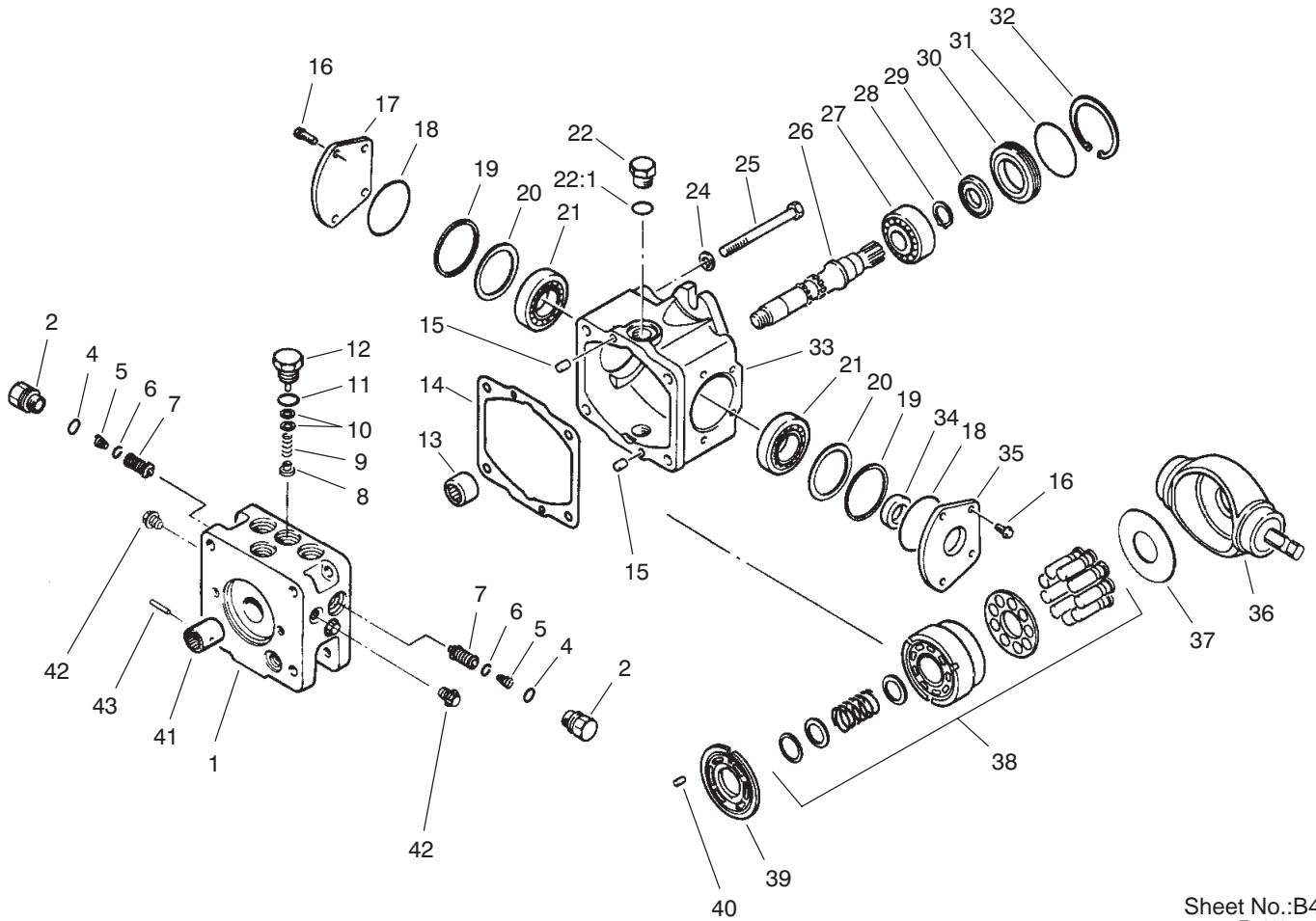
## Hydraulic Pump Installation Assembly

Ref. No.	Part No.	Qty.	Description
1	94-8297	1	Pump-Gear
2	237-161	1	O-Ring
3	86-5590	1	Pump ASM
4	84-1380-03	1	Anchor-Spring
5	3256-24	6	Washer-Flat
6	63-9751	4	Mount
7	95-4352-03	1	Bracket-Neutral
8	63-8410	4	Washer
9	3296-59	3	Nut-Lock NI
10	3296-29	5	Nut-Lock, NI
11	322-10	1	Screw-HH
12	3213-2	2	Screw-HH
13	76-8640	1	Stud-Traction
14	251-307	2	Bearing-Ball
15	75-5470	5	Spacer-Bearing
16	3-6498	2	Washer-Thrust
17	92-2581	1	Neutral Switch Arm ASM
17:1	256-113	2	Bushing-Flange
17:2	302-5	1	Fitting-Grease
18	322-7	1	Screw-HH
19	322-5	2	Screw-HH
20	324-4	2	Screw-HH
21	3253-6	2	Washer-Lock
22	76-9430-03	1	Spring-Extention
23	84-1480	1	Hose-Dampener

Ref. No.	Part No.	Qty.	Description
24	86-3040	2	Coupler-Line, Drive
25	323-29	3	Screw-HH
26	82-5180-03	1	Control-Pump
27	86-3020	1	Wire-Switch, Neutral
28	29-6163	1	Switch-Micro
29	3249-11	2	Screw
30	3296-9	2	Nut-Lock NI
31	82-5280	1	Shaft-Pivot
32	2411-36	1	Bearing-End, Rod
33	3220-3	1	Nut-Jam
34	88-1470-03	1	Plate-Control, Pump
35	3290-357	1	Nut-HHF
36	3290-477	2	Washer-Curved
37	3256-71	3	Washer-Flat
38	32144-26	2	Screw-Flow
39	95-4351-03	1	Plate-Pivot
40	76-9760	1	Damper-Pivot
41	76-8870	1	Lever Damper ASM
42	32151-73	1	Ring-Clip
43	323-7	2	Screw-HH
44	322-6	2	Screw-HH
45	3296-47	2	Nut-Lock, NI
46	253-43	1	Seal-Oil
47	84-1330-03	1	Hub-Splined
48	84-1030-03	1	Shaft-Drive
49	84-0170-03	1	Pulley-PTO





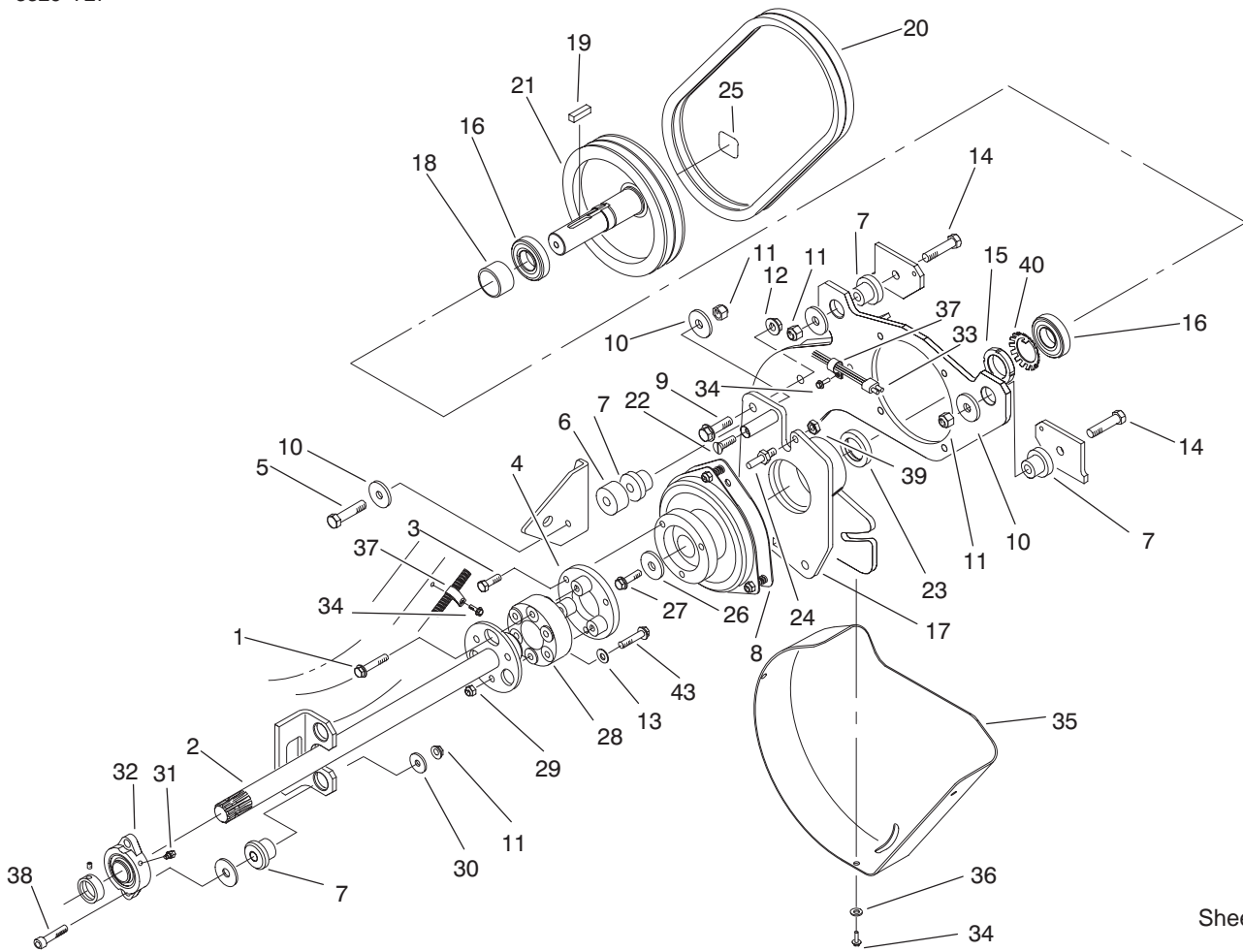


Sheet No.:B4  
T-3637

## Traction Pump Assembly No. 86-5590

Ref. No.	Part No.	Qty.	Description
1	92-1354	1	Cap-End
2	92-1355	2	Plug-Special
4	75-0240	2	O-Ring
5	75-0140	2	Spring-Conical
6	84-0550	2	Ring-Retaining
7	92-1356	2	Valve-Screw
8	84-0480	1	Poppet-Relief, Charge
9	84-0490	1	Spring-Compression
10	92-1353	1	Kit-Shim
11	28-3570	1	O-Ring
12	84-0500	1	Charge Relief Plug ASM
13	75-0500	1	Bearing-Needle
14	84-0210	1	Gasket-Cap, End
15	75-0480	2	Pin
16	84-0460	8	Screw-HWHTF
17	84-0440	2	Cover-Trunnion
18	84-0430	4	O-Ring
19	84-0270	4	Spacer-Trunnion
20	84-0570	4	Shim-Trunnion, Composite
21	84-0260	4	Bearing-Roller, Tapered
22	353-551	3	Plug-HH
22:1	237-80	1	O-Ring
24	84-0360	8	Washer

Ref. No.	Part No.	Qty.	Description
25	84-0330	8	Screw-HH
26	84-0300	1	Shaft-Pump
27	84-0310	1	Bearing-Ball
28	84-0320	1	Ring-Retaining
29	84-0400	1	Seal-Lip
30	84-0410	1	Carrier-Seal
31	28-3520	1	O-Ring
32	84-0380	2	Ring-Retaining, Internal
33	84-0240	1	Housing-Pump
34	84-0470	2	Seal-Lip
35	84-0450	1	Cover-Trunnion
36	84-0250	1	Swashplate-Variable
37	75-0400	1	Plate-Thrust
38	75-0470	1	Kit-Block, Cylinder
39	84-0280	1	Plate-Valve, RH
40	75-0510	1	Pin
41	92-1358	1	Coupling-9 Tooth
42	92-1352	3	Plug
43	92-1357	1	Pin

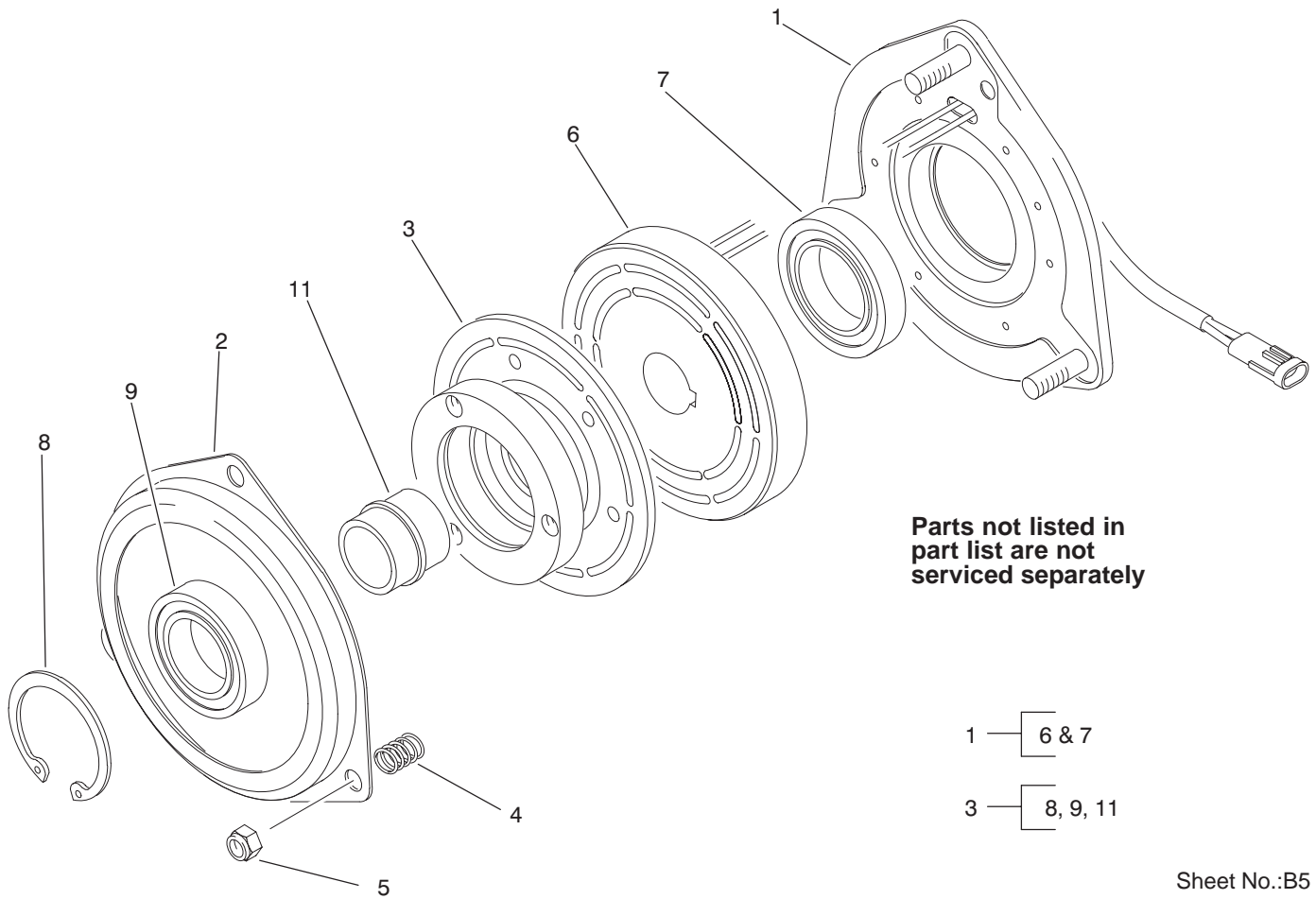


Sheet No.:17

## Deck Drive Component Assembly

Ref. No.	Part No.	Qty.	Description
1	100-2592	3	Screw-HHF
2	84-1320-03	1	Shaft-PTO
3	33115-030	3	Screw-HH
4	104-2350-03	1	Adapter-Clutch
5	325-14	1	Screw-HH
6	84-1570	1	Spacer-Plate
7	84-1550	5	Mount-Rubber
8	98-7250	1	Clutch-PTO
9	3234-22	3	Screw-HHF
10	84-1560	4	Washer-Thrust
11	3296-25	5	Nut-Lock NI
12	32128-49	3	Nut-HHF
13	3256-24	3	Washer-Flat
14	325-9	2	Screw-HH
15	88-1450	1	Locknut-Bearing
16	251-310	2	Bearing-Ball
17	92-5818-03	1	Housing
18	88-1140	1	Spacer-Bearing, Lower
19	84-1540	1	Key-Clutch
20	88-1170	1	V-Belt (Matched Set)
21	84-0180-03	1	Pulley-Lower
22	88-1510	1	Screw-Special
23	100-2599	1	Spacer-Clutch
24	92-5817	1	Pin-Stop, Clutch
25	88-8950	1	Decal-Warning

Ref. No.	Part No.	Qty.	Description
26	84-1580	1	Washer-Clutch
27	3234-19	1	Screw-HHF
28	86-3040	1	Coupler-Line, Drive
29	3296-39	3	Nut-Lock, NI
30	86-1990	4	Washer
31	302-60	1	Fitting-Lube
32	86-5620	1	Bearing-Ball, 2 Bolt Flange
33	104-7414	1	Harness-Wire, Main
34	32144-11	5	Screw-TAP
35	88-1280	1	Cover-Belt, Lower
36	3256-70	3	Washer-Flat
37	2412-109	2	Clip-J
38	3274-71	2	Screw-HSH
39	3296-47	1	Nut-Lock, NI
40	88-1460	1	Washer-Lock
43	323-45	3	Screw-HH



Parts not listed in part list are not serviced separately

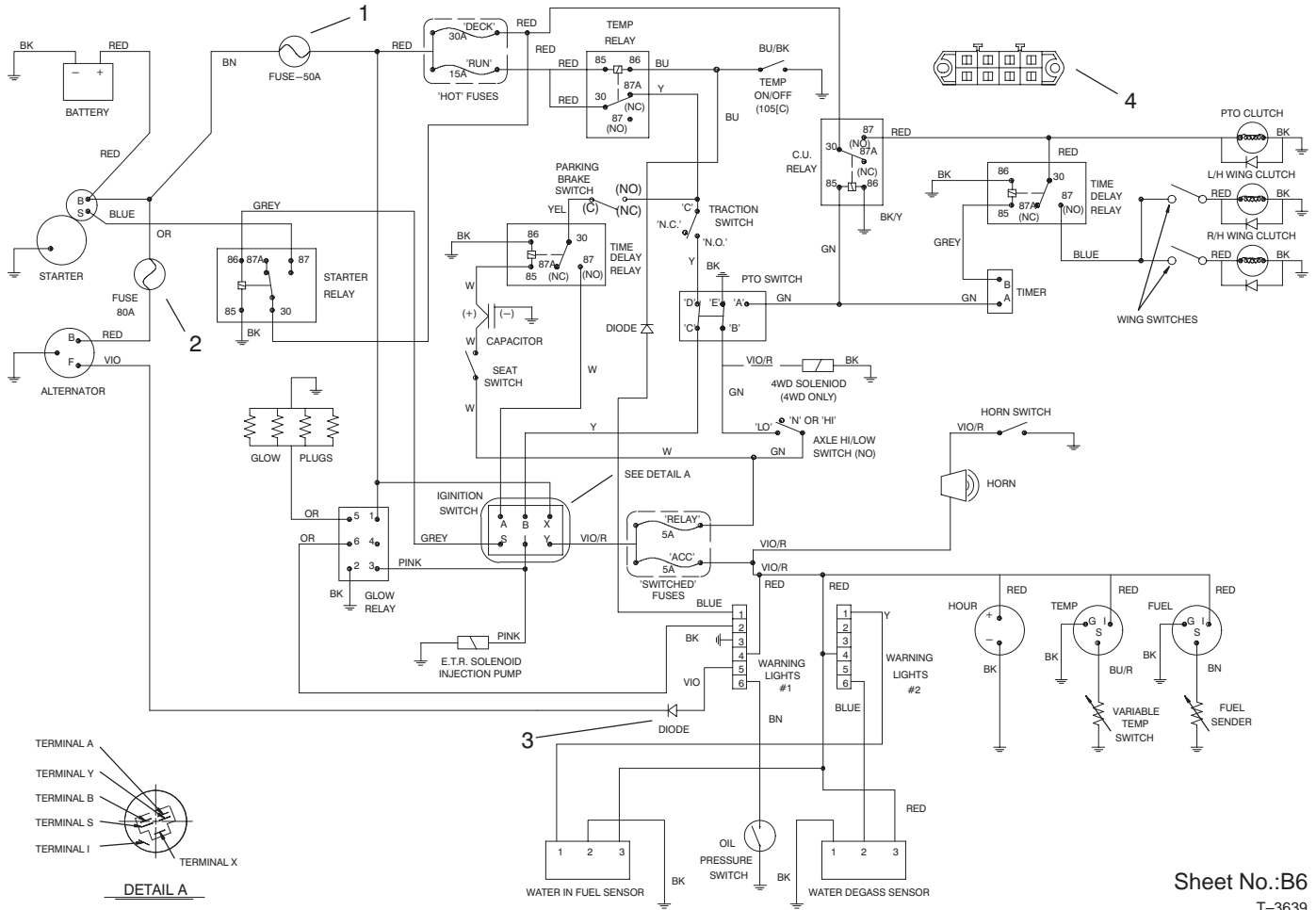
- 1 — [ 6 & 7 ]
- 3 — [ 8, 9, 11 ]

Sheet No.:B5  
T-3638

### Clutch Assembly No. 98-7250

Ref. No.	Part No.	Qty.	Description
1	88-1610	1	Field & Rotor ASM
2	88-1370	1	Plate-Brake
3	98-7253	1	Armature ASM
4	44-8320	3	Spring
5	3296-6	3	Nut-Lock, NI

Ref. No.	Part No.	Qty.	Description

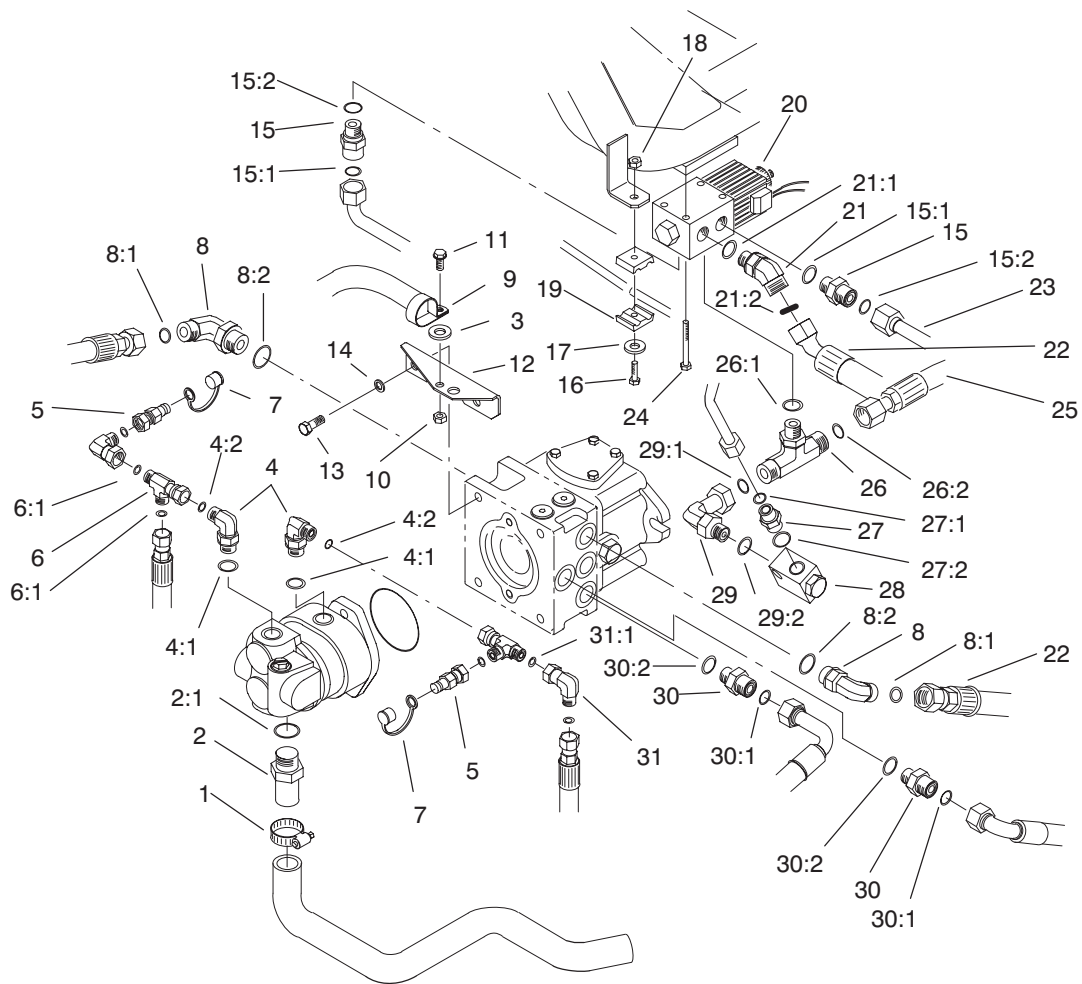


Sheet No.:B6  
T-3639

## Electrical Schematic Main Wire Harness Assembly No. 104-7414

Ref. No.	Part No.	Qty.	Description
1	94-8002	1	Fuse-Blade
2	94-8001	1	Fuse-80 Amp
3	86-7470	2	Diode ASM
4	67-7160	1	Block-Fuse

Ref. No.	Part No.	Qty.	Description



Sheet No.:18

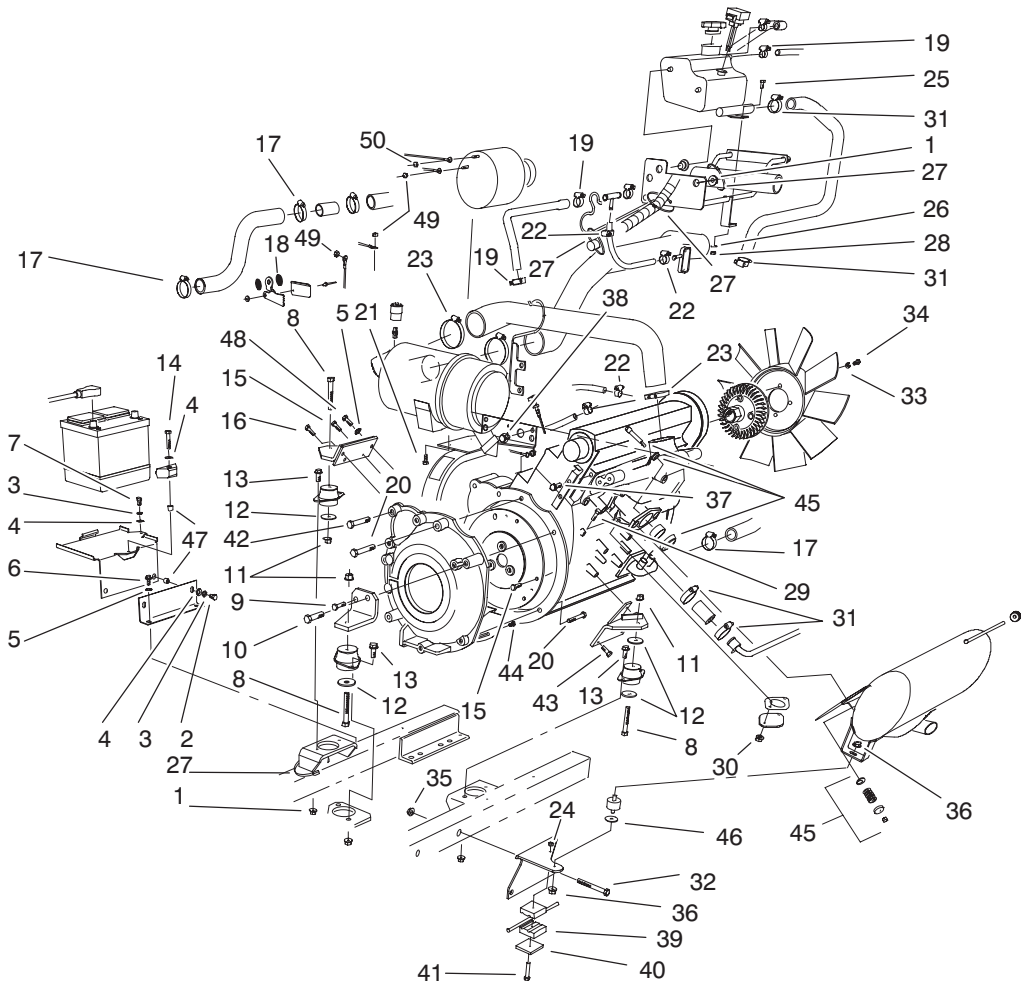
## Hydraulic Pump Fitting Assembly

Ref. No.	Part No.	Qty.	Description
1	2412-34	1	Clamp-Hose
2	95-4356	1	Fitting
2:1	237-71	1	O-Ring
3	80-7730	1	Spacer
4	340-18	2	Fitting-HYD, 90°
4:1	237-79	1	O-Ring
4:2	237-22	1	O-Ring
5	86-5480	2	Nipple-Test
6	340-115	2	Fitting-Tee
6:1	237-22	2	O-Ring
7	354-79	2	Cap-Dust, Yellow
8	340-17	2	Adapter
8:1	237-65	1	O-Ring
8:2	237-80	1	O-Ring
9	2412-104	1	R-Clamp
10	32128-20	1	Nut-HF
11	322-5	1	Screw-HH
12	88-1290-03	1	Bracket-Rod, Seat
13	324-4	2	Screw-HH
14	3253-6	2	Washer-Lock
15	340-155	2	Fitting-HYD (only on: 30455)
15:1	237-79	1	O-Ring (only on: 30455)
15:2	237-151	1	O-Ring (only on: 30455)

Ref. No.	Part No.	Qty.	Description
16	322-6	1	Screw-HH
17	3256-71	1	Washer-Flat
18	3296-47	1	Nut-Lock, NI
19	56-7973	2	Clamp-Tube
20	76-9970	1	Valve-4wd (only on: 30455)
21	340-55	1	Fitting-HYD, 45° (only on: 30455)
21:1	237-79	1	O-Ring (only on: 30455)
21:2	237-65	1	O-Ring (only on: 30455)
22	92-5828	1	Hose ASM (only on: 30455)
23	86-2770	1	4wd Tube ASM (only on: 30455)
24	321-15	2	Screw-HH (only on: 30455)
25	86-2710	1	Hose ASM (only on: 30455)
26	340-157	1	Fitting-HYD (only on: 30455)
26:1	237-79	1	O-Ring (only on: 30455)
26:2	237-30	2	O-Ring (only on: 30455)





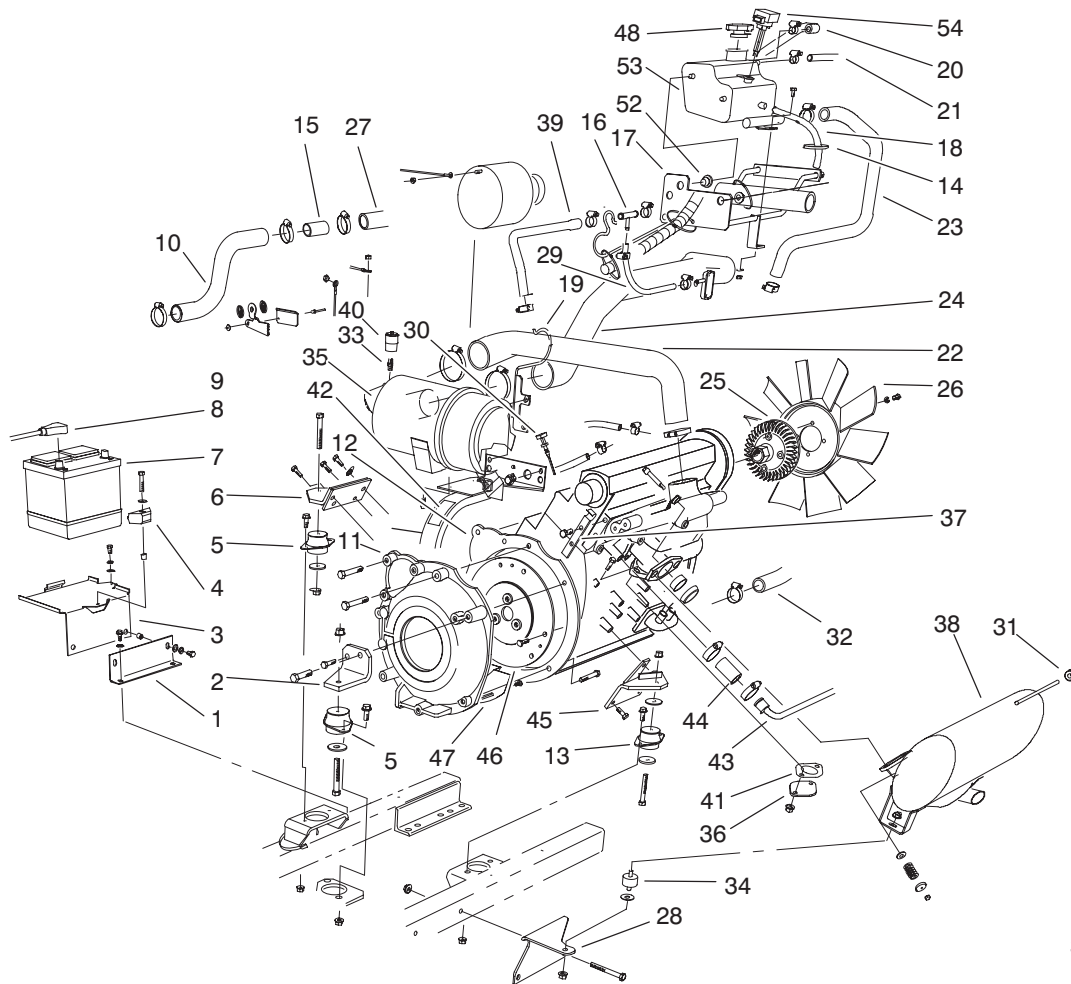


Sheet No.:19

## Engine Mounting and Components Assembly

Ref. No.	Part No.	Qty.	Description
1	3290-357	9	Nut-HHF
2	323-5	2	Screw-HH
3	3253-21	3	Washer-Lock
4	3256-24	4	Washer-Flat
5	3255-8	2	Washer-Lock/Ext
6	32144-11	2	Screw-TAP
7	323-4	1	Screw-HH
8	324-12	3	Screw-HH
9	33115-030	1	Screw-HH
10	48-7840	1	Bolt
11	32128-37	3	Nut-HF
12	87-5100	4	Washer-Snubbing
13	3234-11	6	Screw-HHF
14	323-9	1	Screw-HH
15	33114-016	8	Screw-HH
16	33114-025	1	Screw-HH
17	2412-3	4	Clamp-Hose
18	86-2990	2	Mount-Cable, Throttle
19	2412-36	5	Clamp-Hose
20	48-7570	3	Screw - HH
21	33104-016	2	Screw-HHF
22	2412-108	4	Clamp-Worm
23	2412-125	3	Clamp-Hose
24	32152-1	1	Nut-Lock, NI
25	33103-020	1	Screw-HHF
26	33093-00	1	Washer-Flat

Ref. No.	Part No.	Qty.	Description
27	3290-378	2	Tie-Cable
28	33023-00	1	Nut-Lock
29	33104-020	2	Screw-HHF
30	33004-00	2	Nut-HF
31	2412-129	6	Clamp-Hose
32	323-20	2	Screw-HH
33	3253-4	4	Washer-Lock
34	322-3	4	Screw-HH
35	32128-19	2	Nut-HF
36	32128-20	2	Nut-HF
37	33114-016	2	Screw-HH
38	3234-11	3	Screw-HHF
39	56-7971	2	Clamp-Tube
40	69-9760	1	Coverplate
41	322-9	1	Screw-HH
42	48-7810	3	Screw
43	33115-025	3	Screw-HH
44	33113-012	3	Screw-HH
45	94-2814	1	Kit-Coupler, Exhaust
46	62-9510	1	Washer-Lever, Brake
47	32148-9	3	Insert-Nut
48	33114-030	1	Screw-HH
49	48-7880	3	Nut-Hex
50	33014-00	2	Nut-Hex



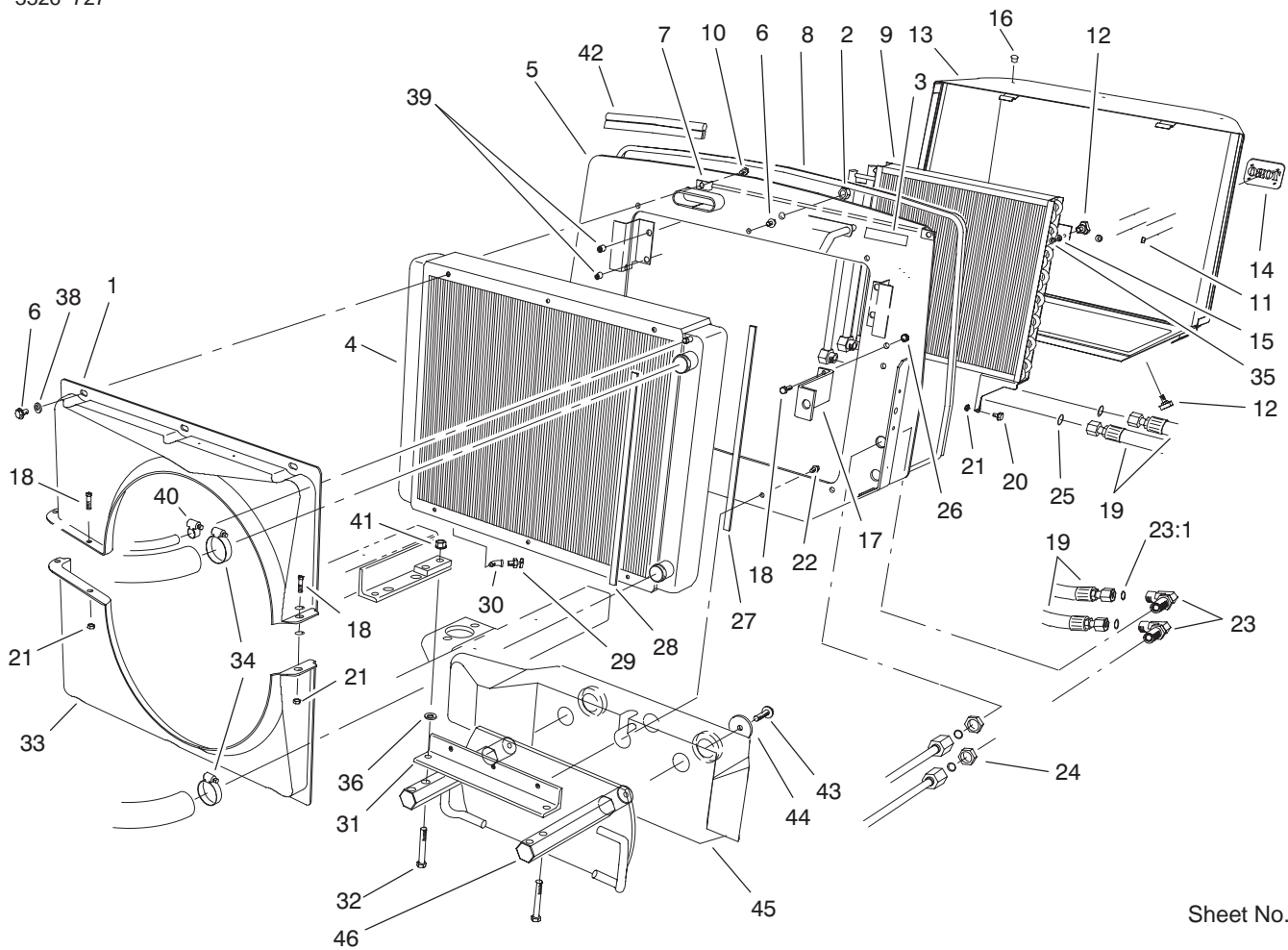
Sheet No.:20

## Engine Mounting and Components Assembly (Continued)

Ref. No.	Part No.	Qty.	Description	Ref. No.	Part No.	Qty.	Description
1	76-4310-03	1	Support-Base, Battery	24	93-7224	1	Hose-Cleaner, Air
2	74-5470-03	1	Mount-Engine, LH	25	74-5520	1	Clutch-Fan
3	76-6500-03	1	Base-Battery	26	74-3650	1	Fan
4	66-2490	1	Retainer-Battery	27	93-7221	1	Hose-Radiator, Upper Rear
5	53-9681	2	Mount-Engine	28	93-7245-03	1	Bracket-Support
6	76-4120-03	1	Mount-Engine, RH	29	63-7622	1	Hose-Fuel
7	93-3220	1	Battery	30	93-9175	1	Dipstick
8	74-9080	1	Cable-Battery, Positive	31	94-2812	1	Grommet
9	74-9090	1	Cable-Battery, Negative	32	74-6020	1	Hose-Radiator, Lower
10	94-1418	1	Hose-Radiator, Upper	33	94-1416	1	Indicator Adapter ASM
11	84-0760-03	1	Adapter-Pump	34	94-5608	1	Mount-Rubber
12	100-3794	1	Engine ASM	35	100-2597	1	Air Filter ASM
13	53-9682	1	T-Engine, Rubber	36	92-7382-03	1	Cover
14	3290-378	2	Tie-Cable	37	94-5615	1	Bracket-Hose, Return
15	93-7594	1	Spacer	38	94-8012	1	Muffler ASM
16	93-4207	1	Fitting-Tee, Hose	39	94-2630	1	Hose-Return
17	93-7229-03	1	Support-Degassing	40	93-9164	1	Indicator-Mini
18	55-4130	1	Hose-Line, Fuel	41	77-3700	1	Gasket-Muffler, Exhaust
19	94-8003-03	1	Wireform-Hose	42	83-9150	1	Decal-Fluid, Starting
20	93-7788	1	Hose-Return	43	92-7381	1	Tube-Return, Water
21	94-5625	1	Hose-Overflow, Radiator	44	74-6490	2	Hose-Line, Water
22	93-7223	1	Hose-Intake	45	76-4220-03	1	Mount-Engine, LH
23	94-5604	1	Hose-Overflow	46	84-1440-03	1	Plate-Adapter
				47	77-3600	1	Shield-Adapter





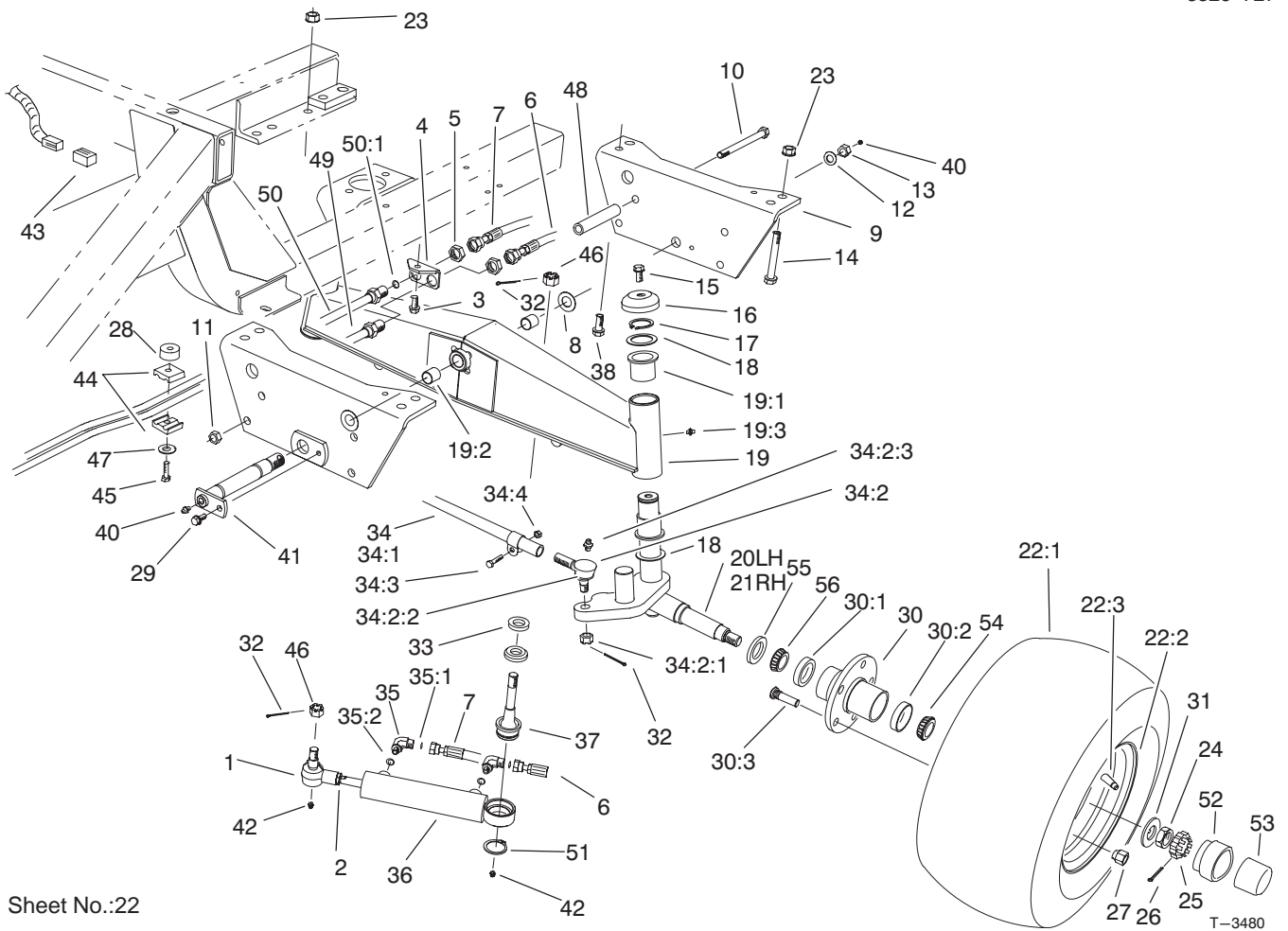


Sheet No.:21

## Radiator Assembly

Ref. No.	Part No.	Qty.	Description
1	74-4980	1	Shroud-Top
2	3296-23	2	Nut-Lock, NI
3	93-6681	1	Decal-Warning, Fan
4	74-3410	1	Radiator ASM
5	93-7239-03	1	Mount-Radiator
6	3234-30	10	Screw-HHF
7	94-5621-01	1	Bracket-Screen
8	94-5622	1	Seal-Strip, Screen
9	82-3740	1	Cooler-Oil
10	3234-14	2	Screw-HHF
11	94-2638	4	Nut-Tinnerman
12	27-4570	4	Knob-Seat
13	94-5612-03	1	Screen
14	93-6028	1	Plate-Logo, Toro
15	3256-3	2	Washer-Flat
16	2410-64	3	Plug-Button
17	93-7244-03	1	Bracket - Support
18	322-4	5	Screw-HH
19	94-8010	2	Hose ASM
20	37-8771	2	Bolt-Shoulder
21	3296-47	5	Nut-Lock, NI
22	3234-11	3	Screw-HHF
23	340-72	2	Union-Elbow Bulkhead, 90°
23:1	237-65	2	O-Ring
24	340-74	2	Locknut-Bulkhead

Ref. No.	Part No.	Qty.	Description
25	237-65	2	O-Ring
26	32128-20	2	Nut-HF
27	76-6381	2	Strip-Sealing, Radiator
28	76-6382	2	Strip-Sealing, Fan Shroud
29	304-46	1	Draincock
30	2811-1	1	Elbow-Street, 45°
31	74-5460-03	1	Angle-Support, Radiator
32	325-35	2	Screw-HH
33	74-4990	1	Shroud-Bottom
34	2412-3	2	Clamp-Hose
35	32151-72	2	Ring-Retaining
36	3256-26	2	Washer-Flat
38	3256-23	7	Washer-Flat
39	32148-9	4	Insert-Nut
40	2412-36	1	Clamp-Hose
41	32128-49	2	Nut-HHF
42	94-5616	1	Seal-Hood
43	325-34	2	Screw-HH
44	88-1360	2	Washer-Weight, Rear
45	92-9711-03	1	Weight - Rear
46	98-7070	1	Weight ASM



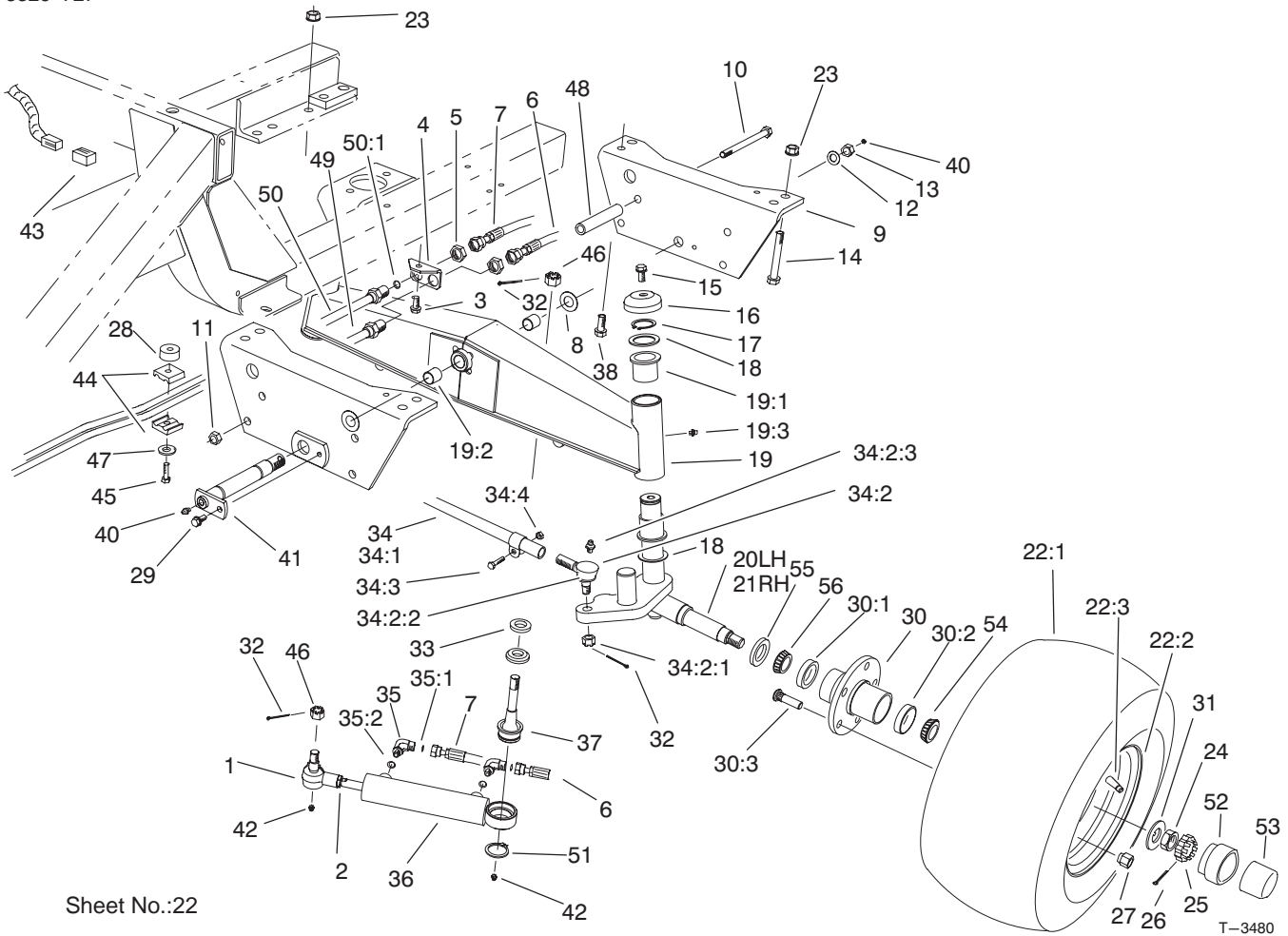
Sheet No.:22

## Rear Axle Assembly-2WD (only on: 30450)

Ref. No.	Part No.	Qty.	Description
1	92-5837	1	Rod End ASM
2	3220-11	1	Nut-Jam
3	32144-11	1	Screw-TAP
4	74-6450	1	Bracket-Bulkhead, Steering
5	340-70	2	Locknut-Bulkhead
6	86-3130	1	Hose ASM
7	86-3120	1	Hose ASM
8	93-7247	2	Washer-Thrust
9	93-7240-03	1	Plate-Axle Pivot, Rear
10	325-20	2	Screw-HH
11	3296-45	2	Nut-Lock, NI
12	3256-29	1	Washer-Flat
13	94-8000	1	Nut-Hex
14	325-35	2	Screw-HH
15	3234-12	2	Screw-HHF
16	69-8890	2	Cap-Spindle
17	32151-10	2	Ring-Snap
18	62-2170	4	Washer-Thrust
19	94-5607	1	Axle ASM
19:1	69-6470	4	Bushing-Castor
19:2	94-5603	2	Bushing-Metric
19:3	302-11	2	Fitting-Lube, 45°
20	92-9725-03	1	Spindle-LH
21	92-9724-03	1	Spindle-RH
☆22		2	Wheel & Tire ASM

Ref. No.	Part No.	Qty.	Description
22:1	94-5236	1	Tire
22:2	100-2582	1	Rim
22:3	232-27	1	Stem-Valve
23	32128-49	4	Nut-HHF
24	3220-7	2	Nut-Jam
25	93-0307	2	Nut-Retainer, Lock
26	3272-13	2	Pin-Cotter
27	242-50	10	Nut-Lug
28	80-8660	1	Spacer-Coupler
29	32144-41	1	Screw-Taptite
30	92-9651	2	Hub Sub ASM
30:1	254-107	1	Cup-Bearing, Tapered
30:2	254-72	1	Bearing-Cup, Tapered
30:3	92-9652	5	Stud-Bolt
31	93-0309	2	Washer-Tab
32	3272-12	4	Pin-Cotter
33	92-5833	1	Spacer-Joint, Ball
34	105-7815-03	1	Tie Rod ASM
34:1	105-7812	1	Rod & Clamp ASM
34:2	71-4740	2	End-Rod, Tie
34:2:1	105-7941	1	Nut-SHH
34:2:2	71-4760	1	Seal
34:2:3	302-55	1	Zerk
34:3	323-9	2	Screw-HH
34:4	3296-39	2	Nut-Lock, NI
35	340-97	2	Fitting-HYD, 90°

☆ Not serviced

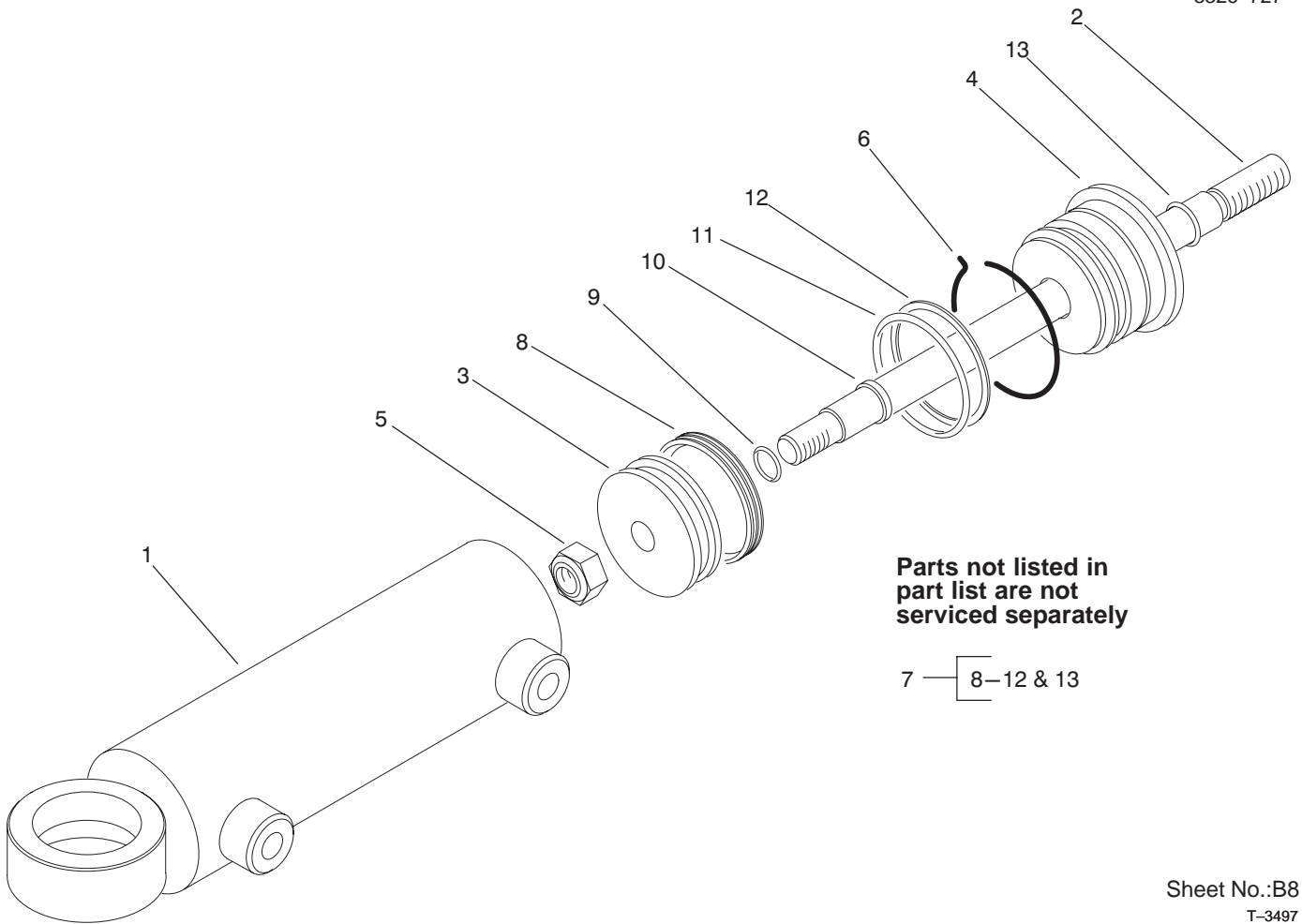


Sheet No.:22

## Rear Axle Assembly-2WD (only on: 30450) (Continued)

Ref. No.	Part No.	Qty.	Description
35:1	237-22	1	O-Ring
35:2	237-78	1	O-Ring
36	94-8142	1	HYD Cylinder ASM
37	92-5839	1	Joint-Ball
38	325-12	2	Screw-HH
40	302-2	2	Fitting-Grease
41	93-7249	1	Pin-Pivot, Axle
42	302-5	1	Fitting-Grease
43	76-4880	1	Connector
44	56-7973	2	Clamp-Tube
45	32104-37	1	Screw-HWH
46	32136-14	2	Nut-SHH
47	3256-71	1	Washer-Flat
48	76-8350	2	Stop-Axle
49	86-5780	1	RH Rear Steering Tube ASM
50	86-5790	1	LH Rear Steering Tube ASM
50:1	237-22	1	O-Ring
51	32151-104	1	Ring-Retaining, Ext
52	100-3769	2	Buddy-Bearing
53	100-3809	2	Cap-Protector, Bearing
54	254-92	2	Cone-Bearing, Outer
55	69-2980	2	Seal

Ref. No.	Part No.	Qty.	Description
56	254-106	2	Cone-Bearing, Tapered

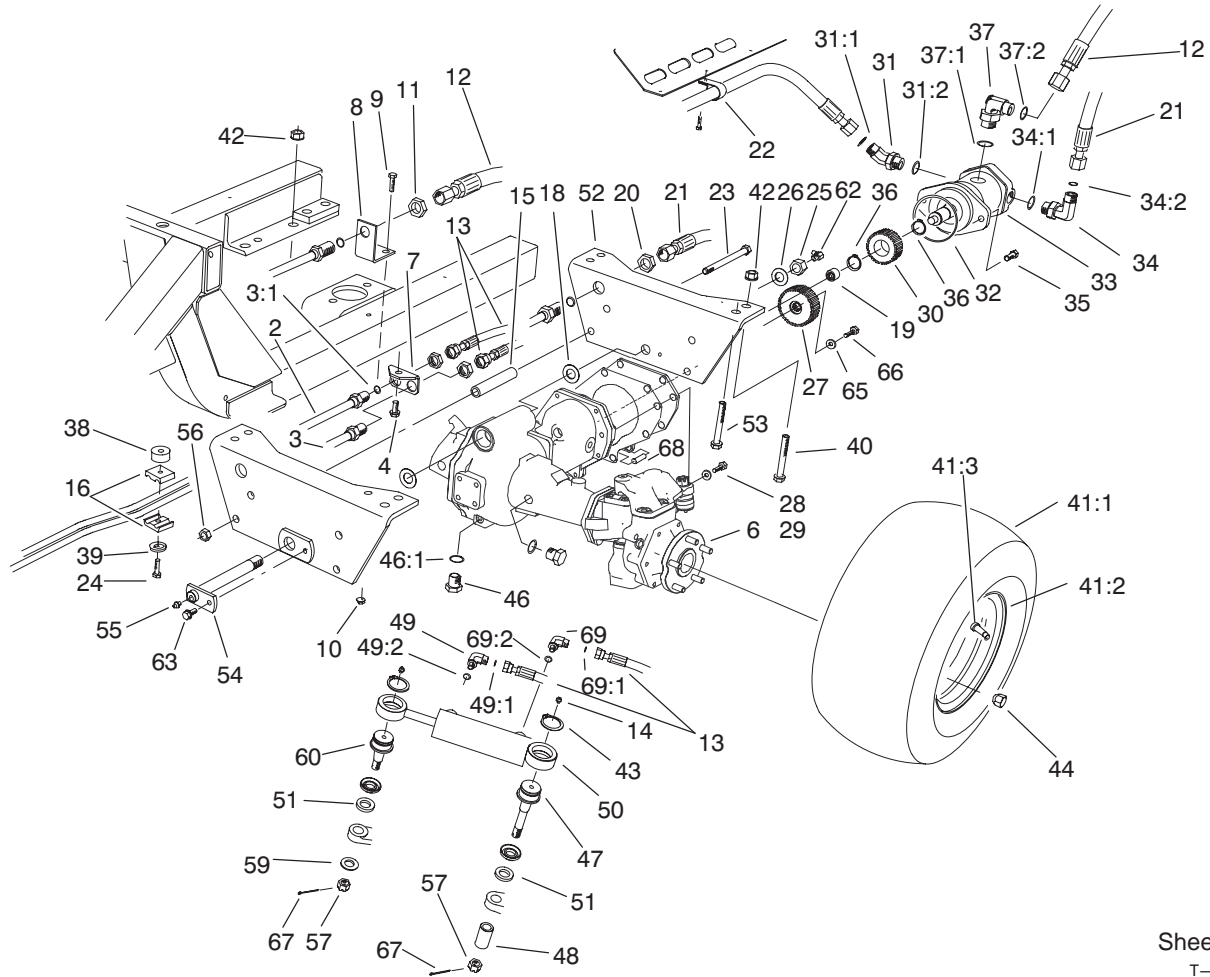


Sheet No.:B8  
T-3497

## Hydraulic Cylinder Assembly No. 94-8142 (only on: 30450)

Ref. No.	Part No.	Qty.	Description
1	94-9959	1	Barrel ASM
2	94-9960	1	Piston Rod ASM
3	94-9961	1	Piston
4	94-9962	1	Gland-Cylinder
5	32152-10	1	Locknut-Deform, Top
6	94-9963	1	Ring-Retaining
7	94-9964	1	Kit-Repair, Seal

Ref. No.	Part No.	Qty.	Description



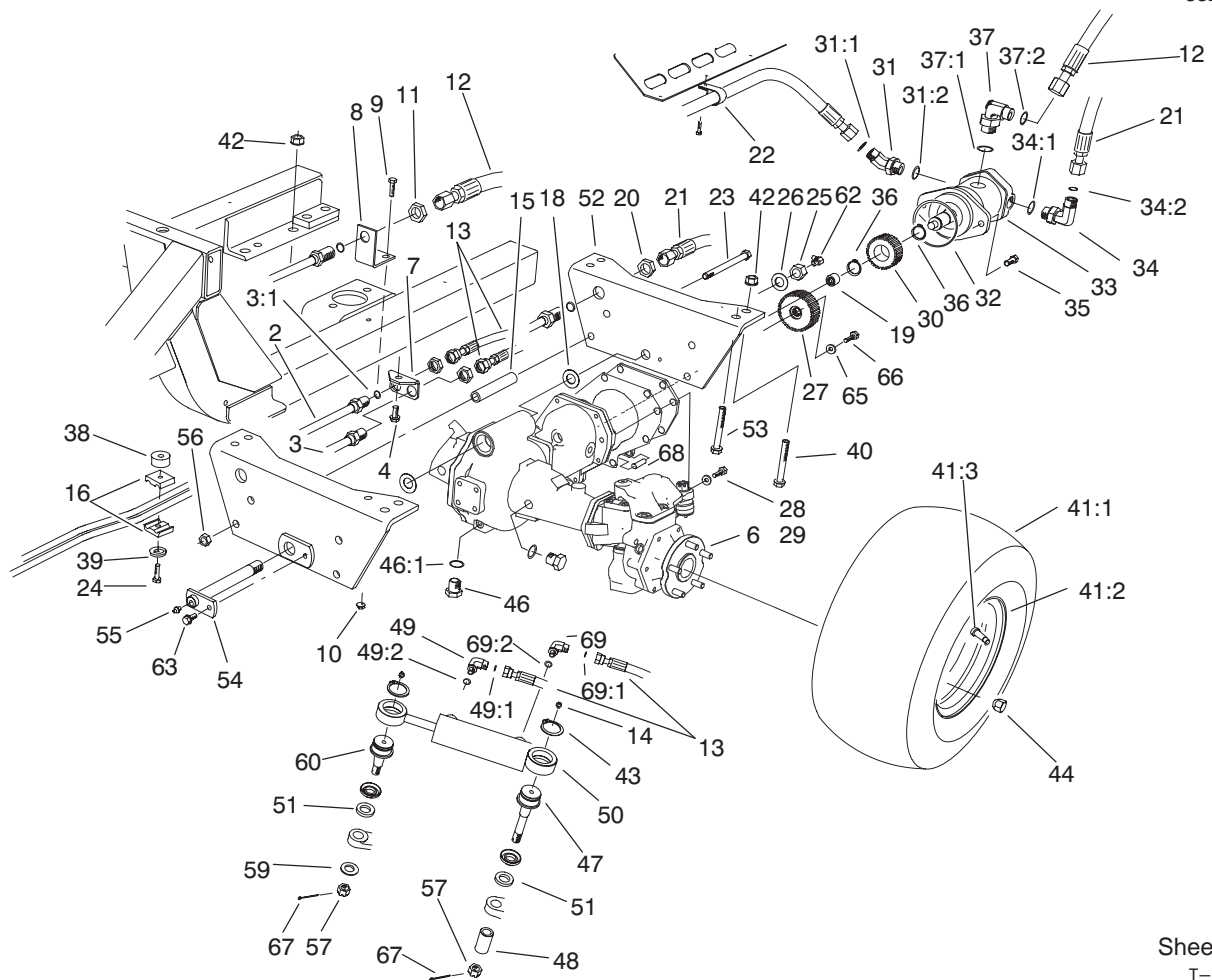
Sheet No.:23  
T-3642

## Rear Axle Assembly-4WD (only on: 30455)

Ref. No.	Part No.	Qty.	Description
2	86-5780	1	RH Rear Steering Tube ASM
3	86-5790	1	LH Rear Steering Tube ASM
3:1	237-22	1	O-Ring
4	32144-11	2	Screw-TAP
6	100-3784	1	Drive Axle ASM
7	74-6450	1	Bracket-Bulkhead, Steering
8	76-9290	1	Bracket-Drain, Case
9	3234-4	1	Screw-HHF
10	32128-33	1	Nut-HF
11	340-70	3	Locknut-Bulkhead
12	86-3140	1	Hose ASM
13	76-9590	2	Cylinder Rod Hose ASM
14	302-5	2	Fitting-Grease
15	98-7076	2	Stop-Axle
16	56-7973	2	Clamp-Tube
18	98-3867	2	Washer-Thrust
19	74-5700	1	Bearing-Needle, Roller
20	340-74	1	Locknut-Bulkhead
21	86-2730	1	Hose ASM
22	2412-74	1	R-Clamp
23	325-36	2	Screw-HH

Ref. No.	Part No.	Qty.	Description
24	32104-37	1	Screw-HWH
25	3296-68	1	Nut-Lock NI
26	92-1765	1	Washer-Thrust
27	99-7500	1	Clutch-Bi-Directional
28	33114-025	6	Screw-HH
29	3253-4	6	Washer-Lock
30	95-4393	1	Gear-Driven
31	340-156	1	Fitting-HYD
31:1	237-65	1	O-Ring
31:2	237-81	1	O-Ring
32	237-166	1	O-Ring
33	99-7502	1	Piston Motor ASM
34	340-139	1	Fitting-HYD, 90°
34:1	237-81	1	O-Ring
34:2	237-65	1	O-Ring
35	325-6	2	Screw-HH
36	32120-15	2	Ring-Snap, Ext
37	340-18	1	Fitting-HYD, 90°
37:1	237-79	1	O-Ring
37:2	237-22	1	O-Ring
38	80-8660	1	Spacer-Coupler
39	3256-71	1	Washer-Flat
40	325-35	2	Screw-HH
☆41		2	Wheel & Tire ASM
41:1	94-5236	1	Tire-Off Road
41:2	100-2582	1	Rim

☆ Not serviced

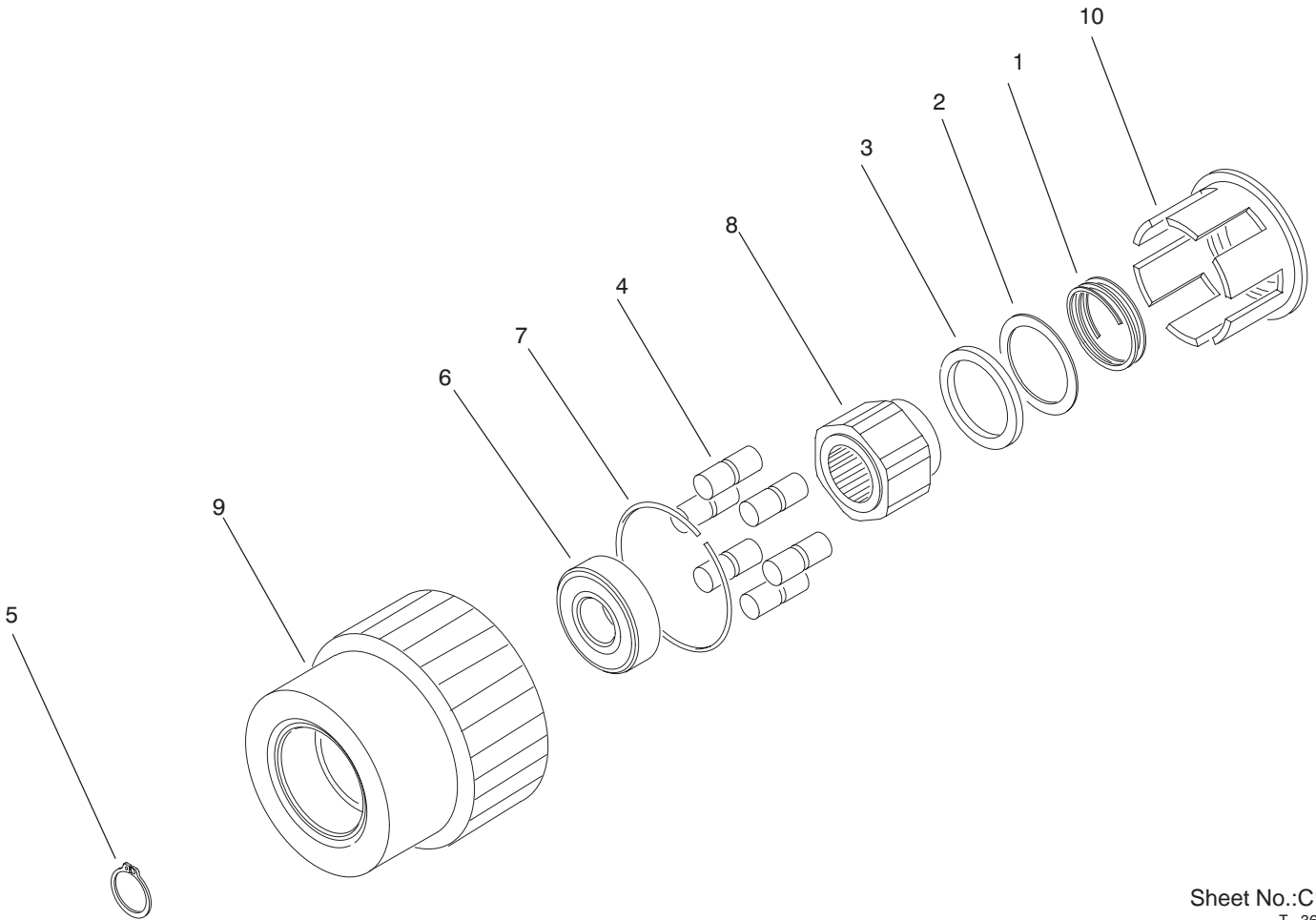


Sheet No.:23

T-3642

## Rear Axle Assembly-4WD (Continued) (only on: 30455)

Ref. No.	Part No.	Qty.	Description	Ref. No.	Part No.	Qty.	Description
41:3	232-27	1	Stem-Valve	67	3272-12	2	Pin-Cotter
42	32128-49	4	Nut-HHF	68	104-2353	2	Pin-Dowel
43	32151-104	2	Ring-Retaining, Ext	69	340-54	1	Elbow-45°
44	93-5268	10	Nut-Lug	69:1	237-22	1	O-Ring
46	353-508	2	Plug	69:2	237-78	1	O-Ring
46:1	237-42	1	O-Ring				
47	92-5839	1	Joint-Ball				
48	92-5844	1	Spacer-Joint, Ball				
49	340-97	1	Fitting-HYD, 90°				
49:1	237-22	1	O-Ring				
49:2	237-78	1	O-Ring				
50	98-3806	1	Hydraulic Cylinder ASM				
51	92-5833	2	Spacer-Joint, Ball				
52	94-8246-03	1	Pivot-Rear				
53	325-12	2	Screw-HH				
54	98-7077	1	Pin-Axle, Rear				
55	302-2	1	Fitting-Grease				
56	3296-23	2	Nut-Lock, NI				
57	32136-14	2	Nut-SHH				
59	92-5836	1	Washer-Axle				
60	92-5838-01	1	Joint-Ball				
62	302-33	1	Fitting-Grease				
63	32144-41	1	Screw-Taptite				
65	88-7200	1	Washer-Flat				
66	33114-025	1	Screw-HH				

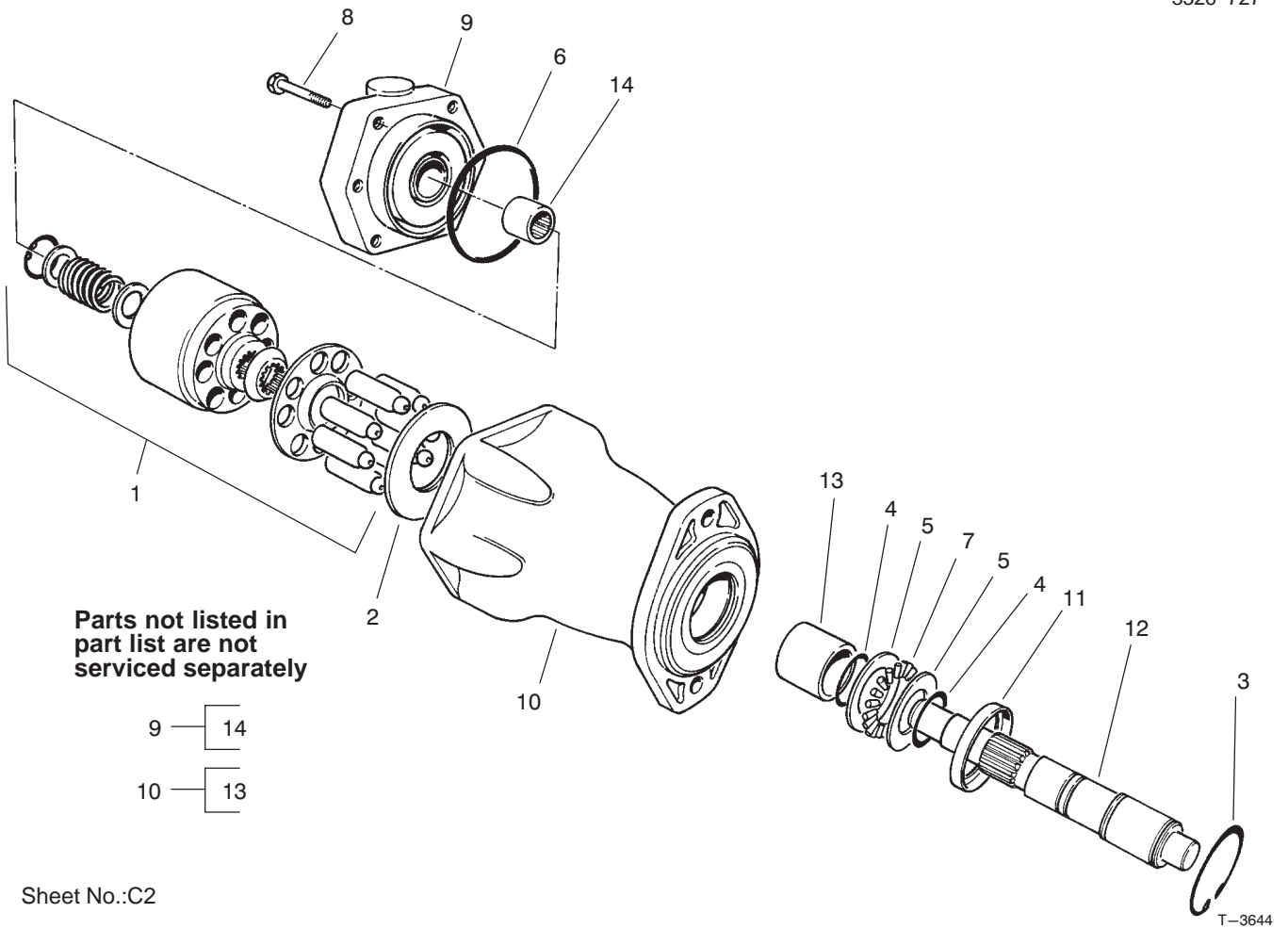


Sheet No.:C1  
T-3643

## Bi-Directional Clutch Assembly No. 99-7500 (only on: 30455)

Ref. No.	Part No.	Qty.	Description
1	93-8923	1	Spring-Wave
2	93-8929	1	Washer-Thrust
3	93-8919	1	Bearing-Thrust Needle
4	93-8925	6	Roller
5	32151-96	1	Ring-Retaining
6	100-2572	1	Bearing
7	100-2571	1	Spring-Form, Wire
8	100-2570	1	Hub ASM
9	100-2569	1	Housing ASM
10	100-2568	1	Roll Cage ASM

Ref. No.	Part No.	Qty.	Description

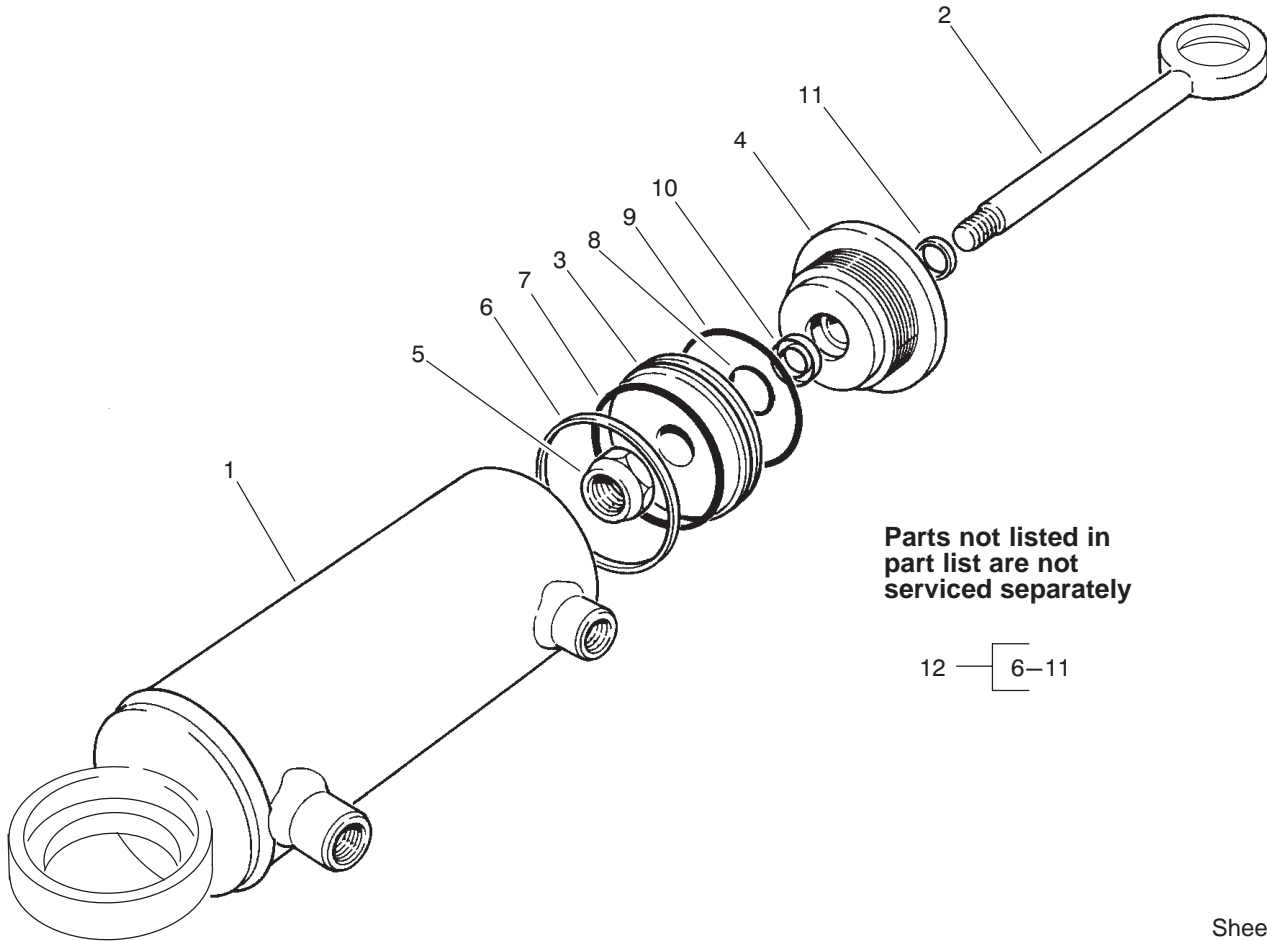


Sheet No.:C2

### Hydraulic Motor Assembly No. 99-7502 (only on: 30455)

Ref. No.	Part No.	Qty.	Description
1	76-6910	1	Rotating Kit ASM
2	76-6970	1	Insert-Plate, Cam
3	76-7010	1	Ring-Retaining
4	76-7000	2	Ring-Retaining
5	76-6950	2	Race-Thrust
6	76-6980	1	O-Ring
7	76-6960	1	Bearing-Thrust
8	100-2550	6	Screw, Cap
9	100-2551	1	Backplate
10	100-2552	1	Housing
11	100-2553	1	Seal, Shaft
12	100-2554	1	Shaft, Drive

Ref. No.	Part No.	Qty.	Description



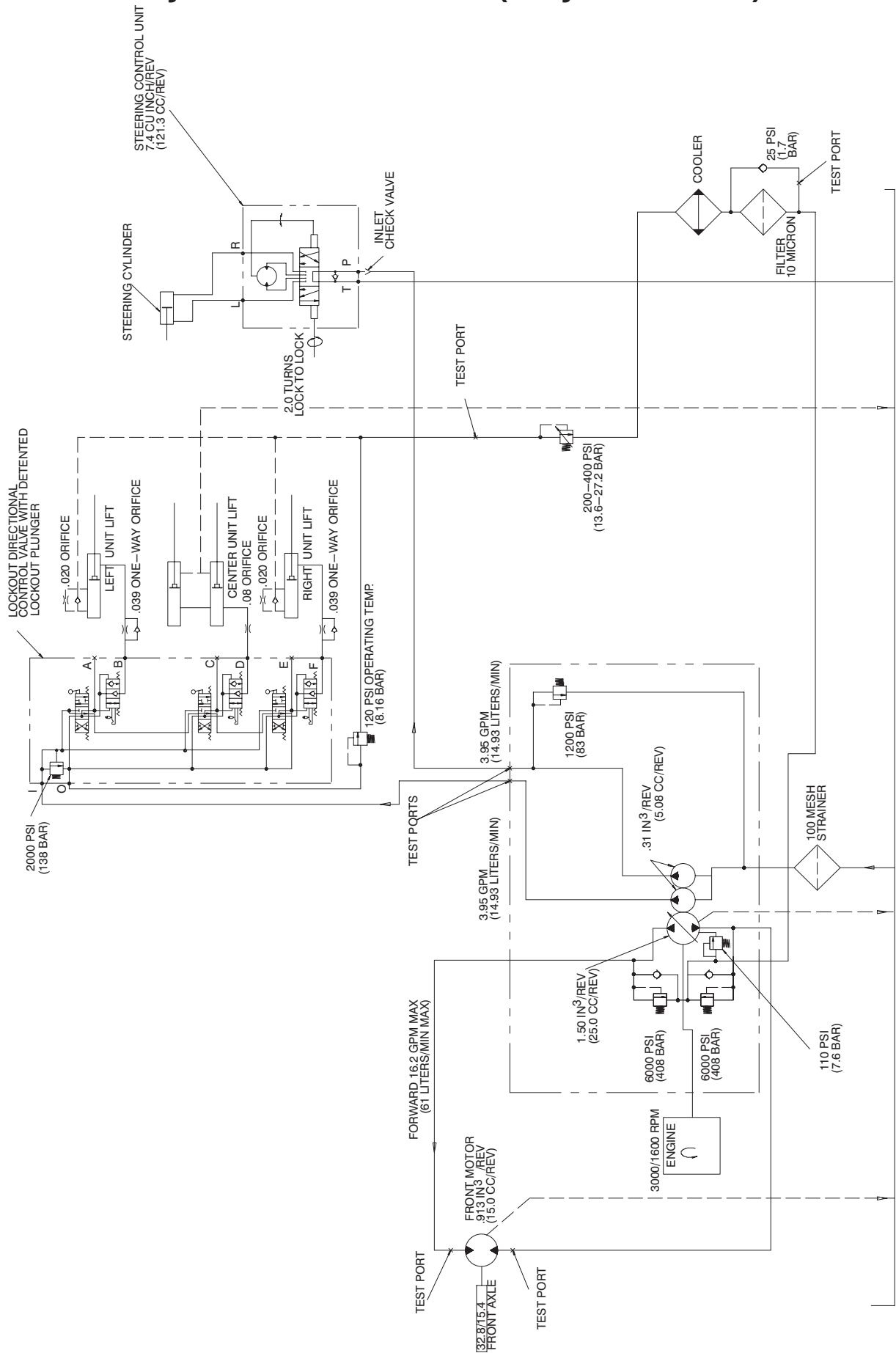
Sheet No.:C3  
T-3527

## Hydraulic Cylinder Assembly No. 98-3806 (only on: 30455)

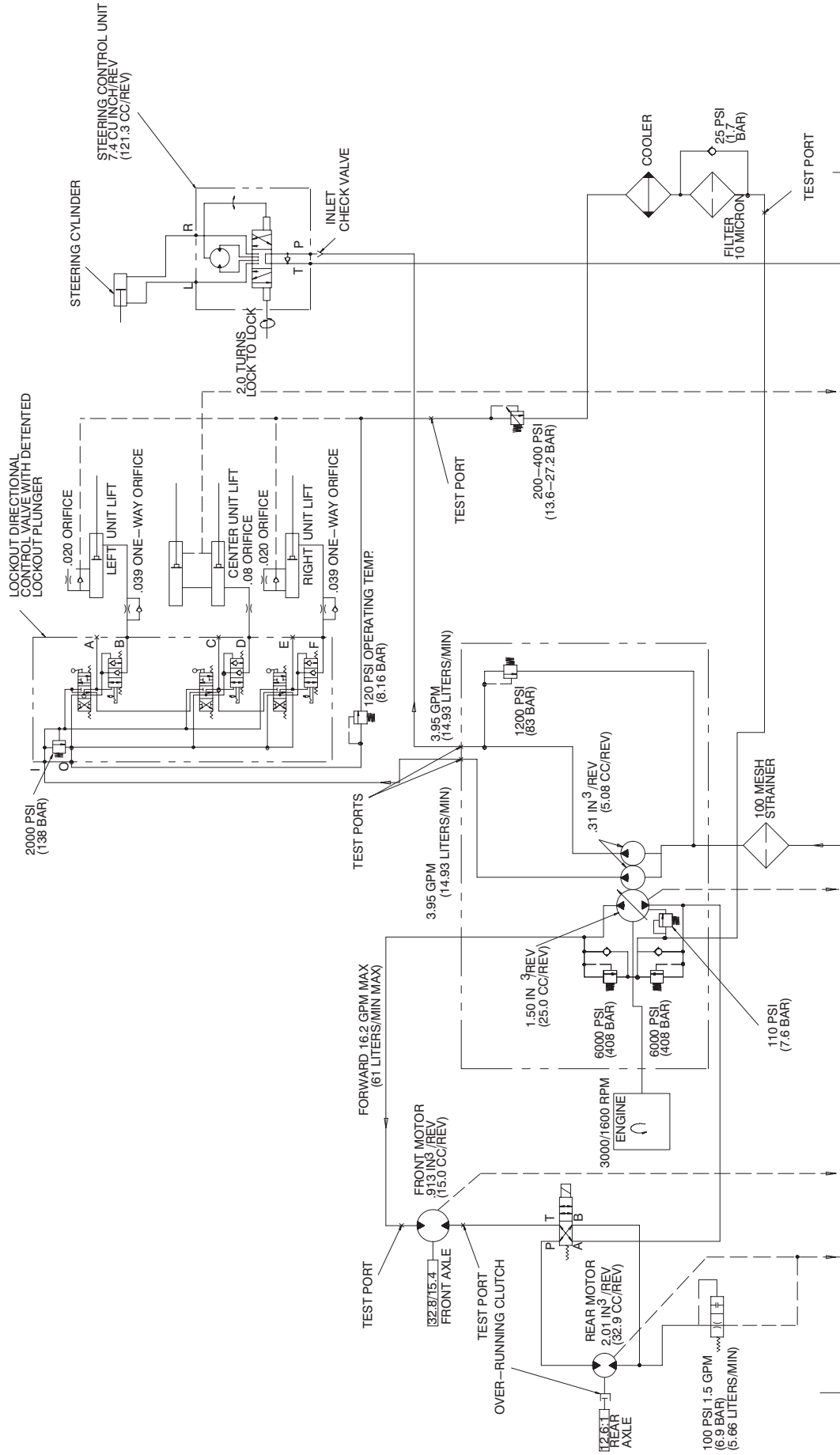
Ref. No.	Part No.	Qty.	Description
1	99-4753	1	Butt & Tube ASM
2	99-4754	1	Piston & Rod ASM
3	66-1940	1	Piston
4	92-6588	1	Gland
5	66-1930	1	Locknut
12	92-6593	1	Kit-Packing, 4wd

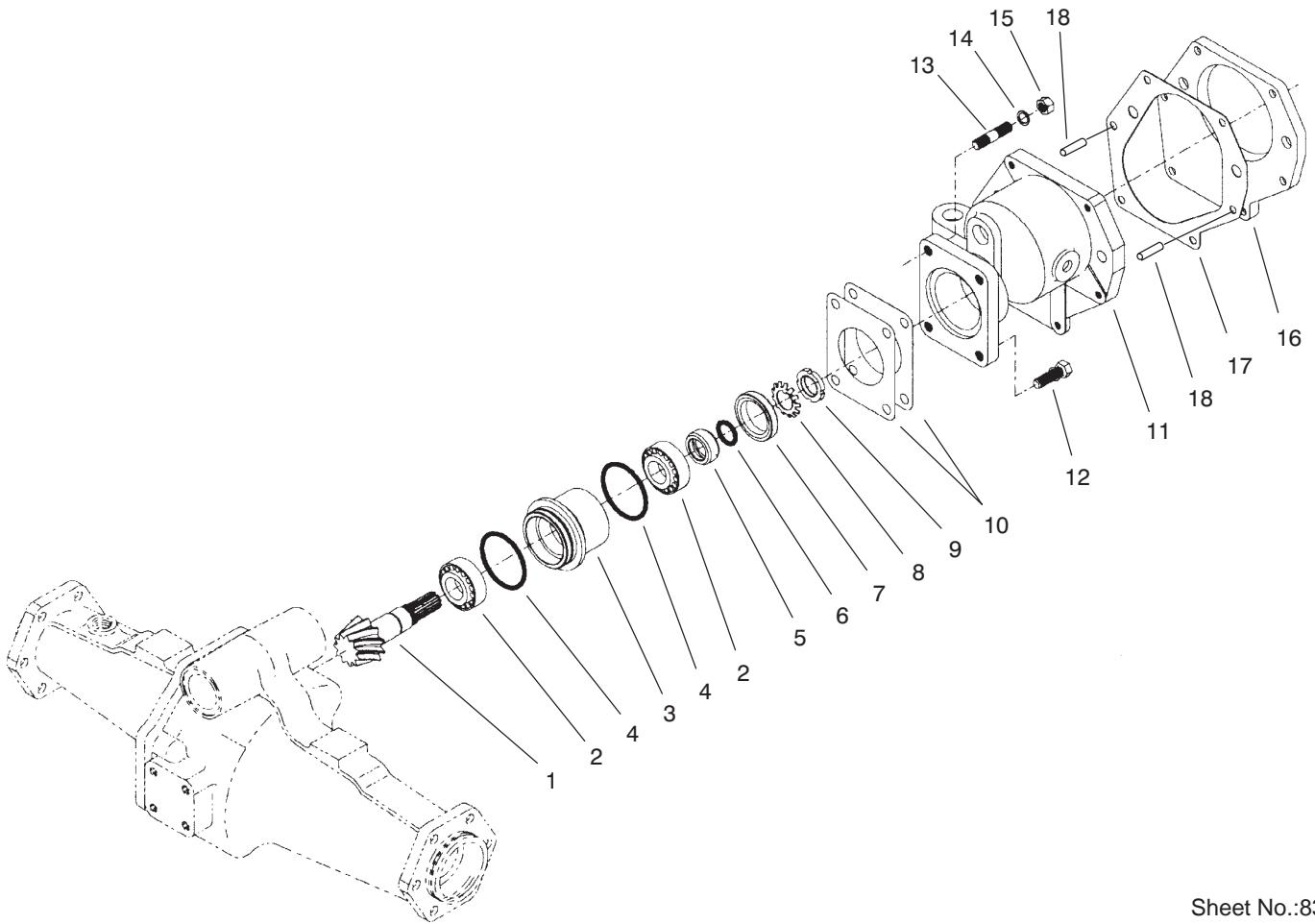
Ref. No.	Part No.	Qty.	Description

# Hydraulic Schematic (only on: 30450)



# Hydraulic Schematic (only on: 30455)





Sheet No.:83  
T-3202-1

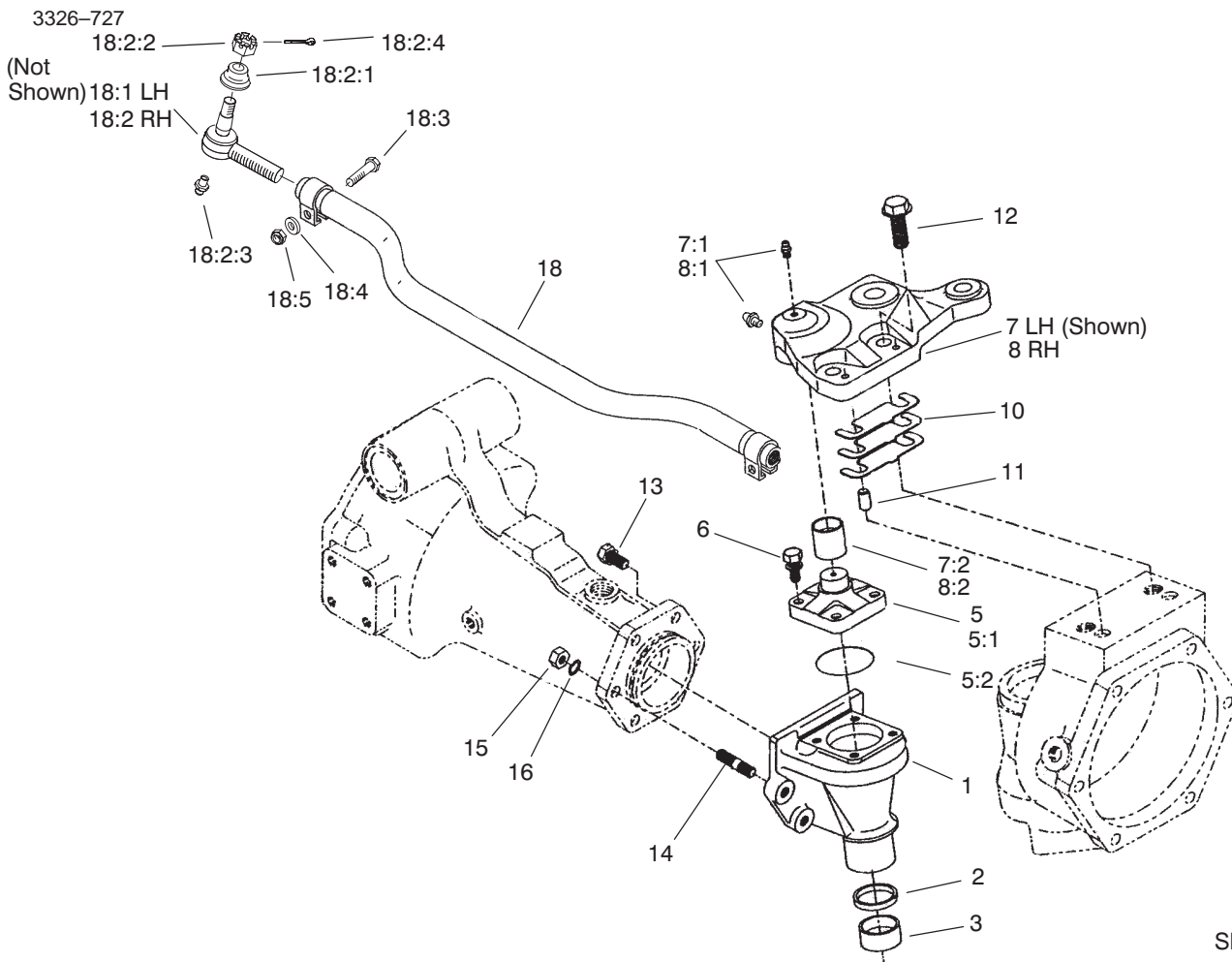
## Rear Axle Assembly No. 100-3784 Bevel Pinion Shaft Assembly

Ref. No.	Part No.	Qty.	Description
1	100-2555	1	Ring And Pinion Matched Set
2	99-7570	2	Bearing-Taper Roller
3	95-7534	1	Case-Bearing
4	99-7571	2	O-Ring
5	99-7572	1	Collar-Oil Seal
6	99-7573	1	O-Ring
7	99-7574	1	Seal-Oil
8	99-7559	1	Washer-Lock
9	99-7560	1	Nut-Lock
10	99-7550	2	Shim 0.1
10	99-7551	2	Shim 0.2
11	95-7533	1	Case-Gear
12	99-7575	2	Bolt
13	100-2556	2	Stud
14	99-7527	2	Washer-Spring
15	99-7526	2	Nut
16	95-7541	1	Plate-Cover
17	95-7540	1	Gasket
18	104-2353	2	Pin-Dowel

Ref. No.	Part No.	Qty.	Description







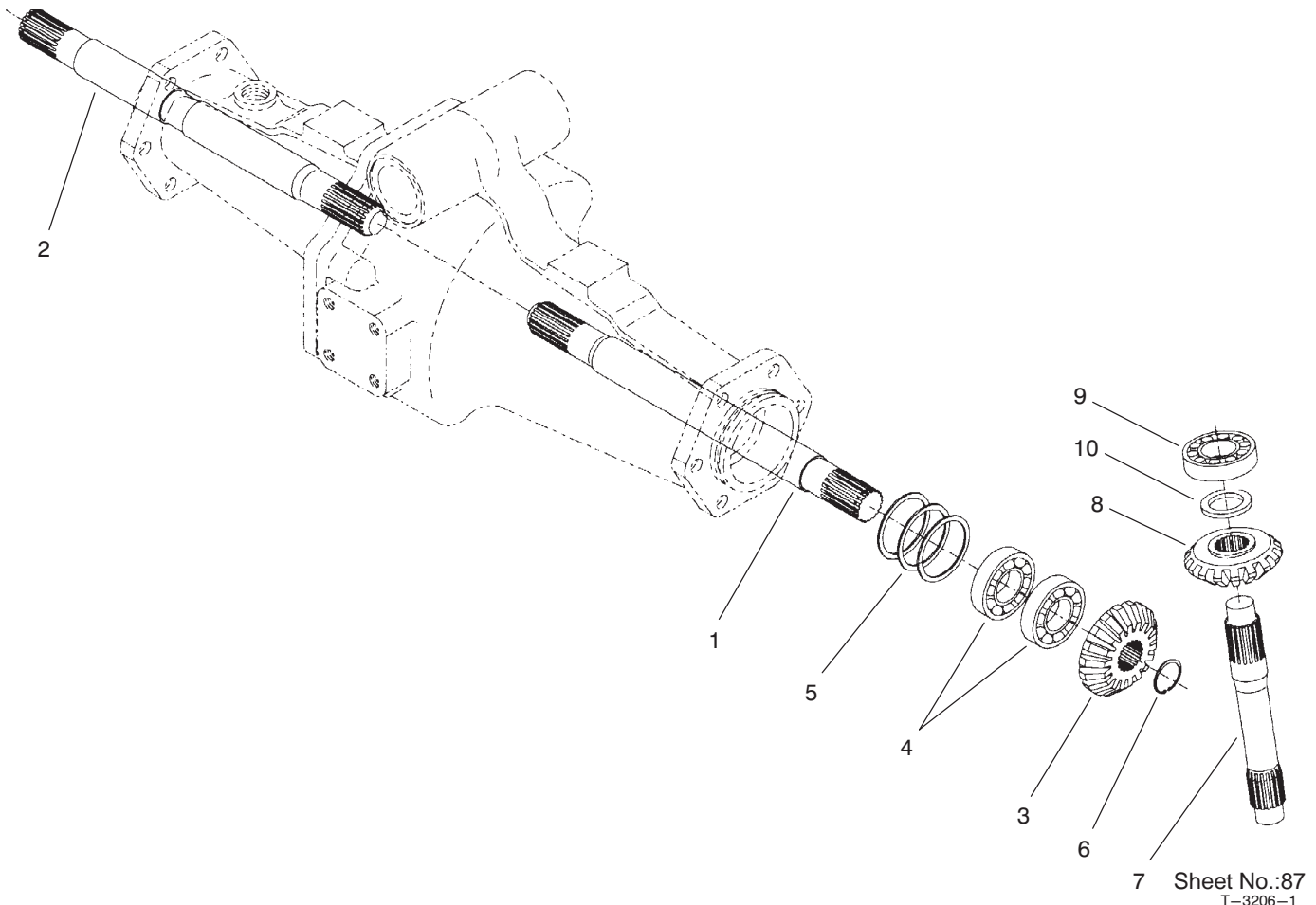
Sheet No.:86  
T-3503

## Rear Axle Assembly No. 100-3784 (Continued) Bevel Gear Case Assembly

Ref. No.	Part No.	Qty.	Description
1	95-7538	2	Case-Bevel Gear
2	100-2557	2	Seal-Oil
2	104-2378	2	Bushing
5	104-2376	2	Knuckle ASM
5:1	104-2373	1	Knuckle
5:2	104-2372	1	O-Ring
6	104-2374	8	Bolt
7	100-3768	1	LH Steering Arm ASM
8	100-3766	1	RH Steering Arm ASM
10	95-7547	2	Shim 0.1
10	95-7548	2	Shim 0.2
10	95-7549	2	Shim 0.4
11	99-7597	4	Pin-Dowel
12	104-2375	4	Bolt
13	99-7599	8	Bolt
14	99-7525	4	Stud
15	99-7526	4	Nut
16	99-7527	4	Washer-Spring
18	100-3762	1	Tie Rod ASM
*18:1	100-3851	1	LH Tie Rod End ASM
*18:1:1	100-3853	1	Cover-Dust
*18:1:2	100-3854	1	Nut-Castle
18:2	100-3852	1	RH Tie Rod End ASM
18:2:1	100-3853	1	Cover-Dust

Ref. No.	Part No.	Qty.	Description
18:2:2	100-3854	1	Nut-Castle
18:3	100-3855	2	Bolt
18:4	99-7527	2	Washer-Spring
18:5	99-7526	2	Nut

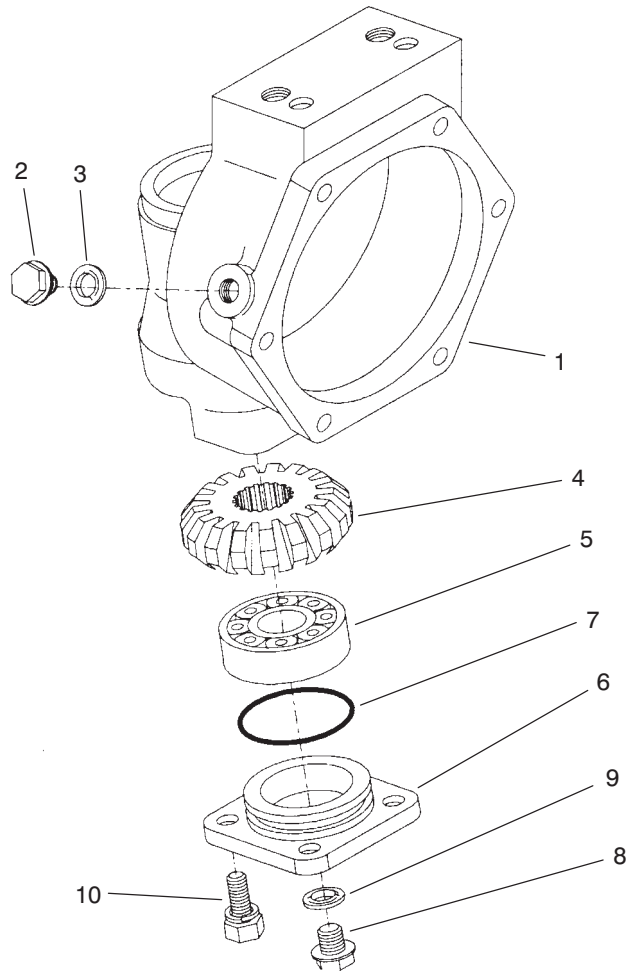
\* Not illustrated



## Rear Axle Assembly No. 100-3784 (Continued) Bevel Gear Shaft Assembly

Ref. No.	Part No.	Qty.	Description
1	95-7509	1	Shaft-Gear, Differential
2	95-7512	1	Shaft-Gear, Differential
3	95-7517	2	Gear-15 Tooth Bevel
4	99-7530	4	Bearing-Ball
5	99-7552	2	Shim 0.1
5	99-7553	2	Shim 0.2
5	99-7554	2	Shim 0.5
6	99-7531	2	Clip
7	95-7529	2	Shaft-Bevel Gear
8	95-7519	2	Gear-17 Tooth Bevel
9	99-7532	2	Bearing-Taper Roller
10	99-7558	2	Collar

Ref. No.	Part No.	Qty.	Description

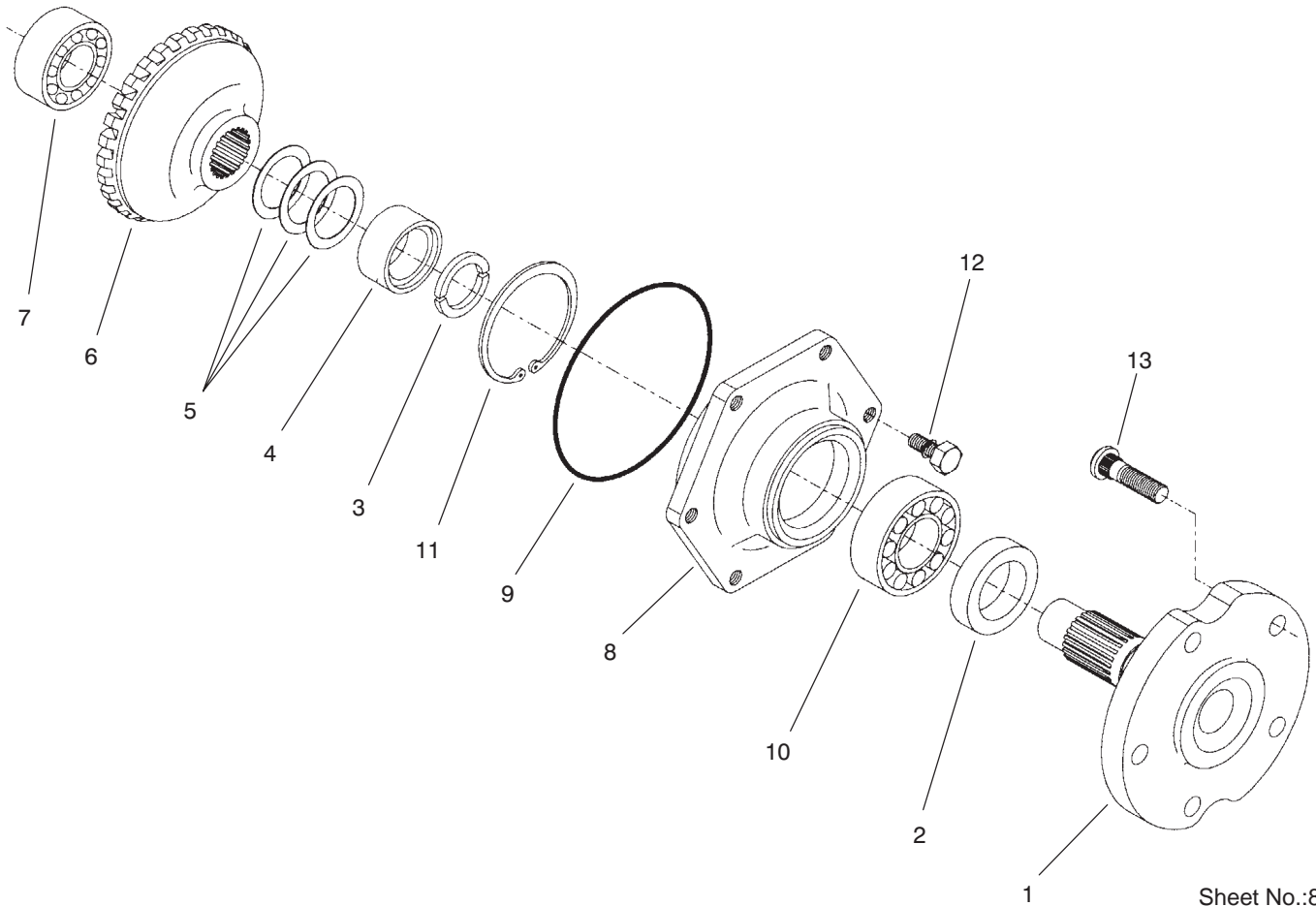


Sheet No.:88  
T-3207-1

## Rear Axle Assembly No. 100-3784 (Continued) Axle Case Assembly

Ref. No.	Part No.	Qty.	Description
1	95-7531	2	Case-Axle
2	99-7535	2	Plug
3	99-7536	2	Washer-Seal
4	95-7527	2	Gear-17 Tooth Bevel
5	99-7532	2	Bearing-Taper Roller
6	100-2560	2	Cover
7	100-2561	2	O-Ring
8	99-7589	2	Plug
9	99-7590	2	Washer-Seal
10	100-2562	8	Bolt

Ref. No.	Part No.	Qty.	Description



Sheet No.:89  
T-3108-1

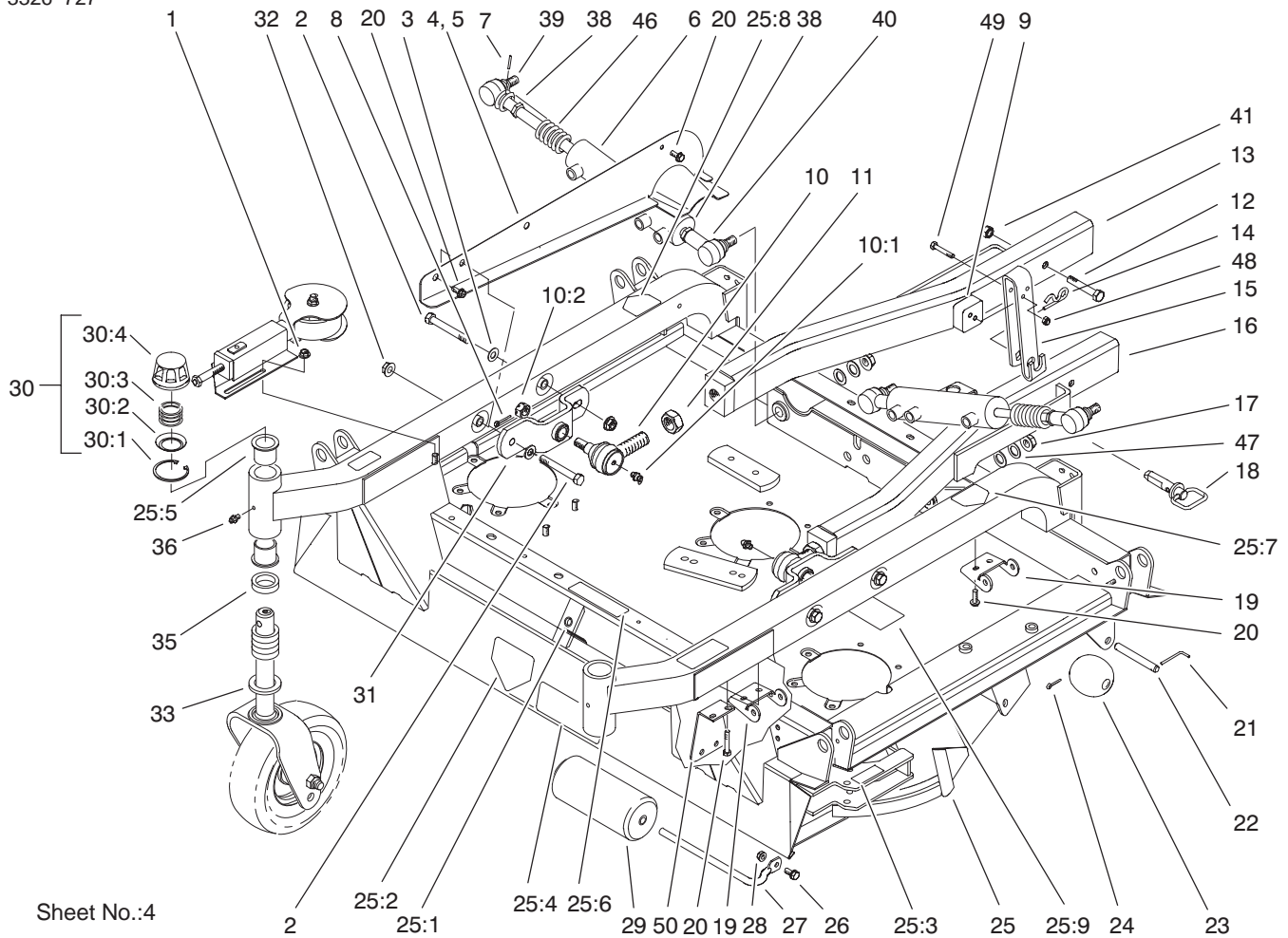
## Rear Axle Assembly No. 100-3784 (Continued) Axle Assembly

Ref. No.	Part No.	Qty.	Description
1	95-7522	2	Axle
2	99-7564	2	Seal-Oil
3	95-7544	4	Clip
4	95-7523	2	Spacer
5	99-7555	2	Shim 0.3
5	99-7556	2	Shim 0.2
5	99-7557	2	Shim 0.5
6	95-7524	2	Gear-29 Tooth Bevel
7	99-7534	2	Bearing-Ball
8	95-7521	2	Cover-Axle
9	99-7538	2	O-Ring
10	99-7561	2	Bearing-Ball
11	99-7539	2	Clip
12	99-7596	12	Bolt
13	99-7563	10	Stud

Ref. No.	Part No.	Qty.	Description







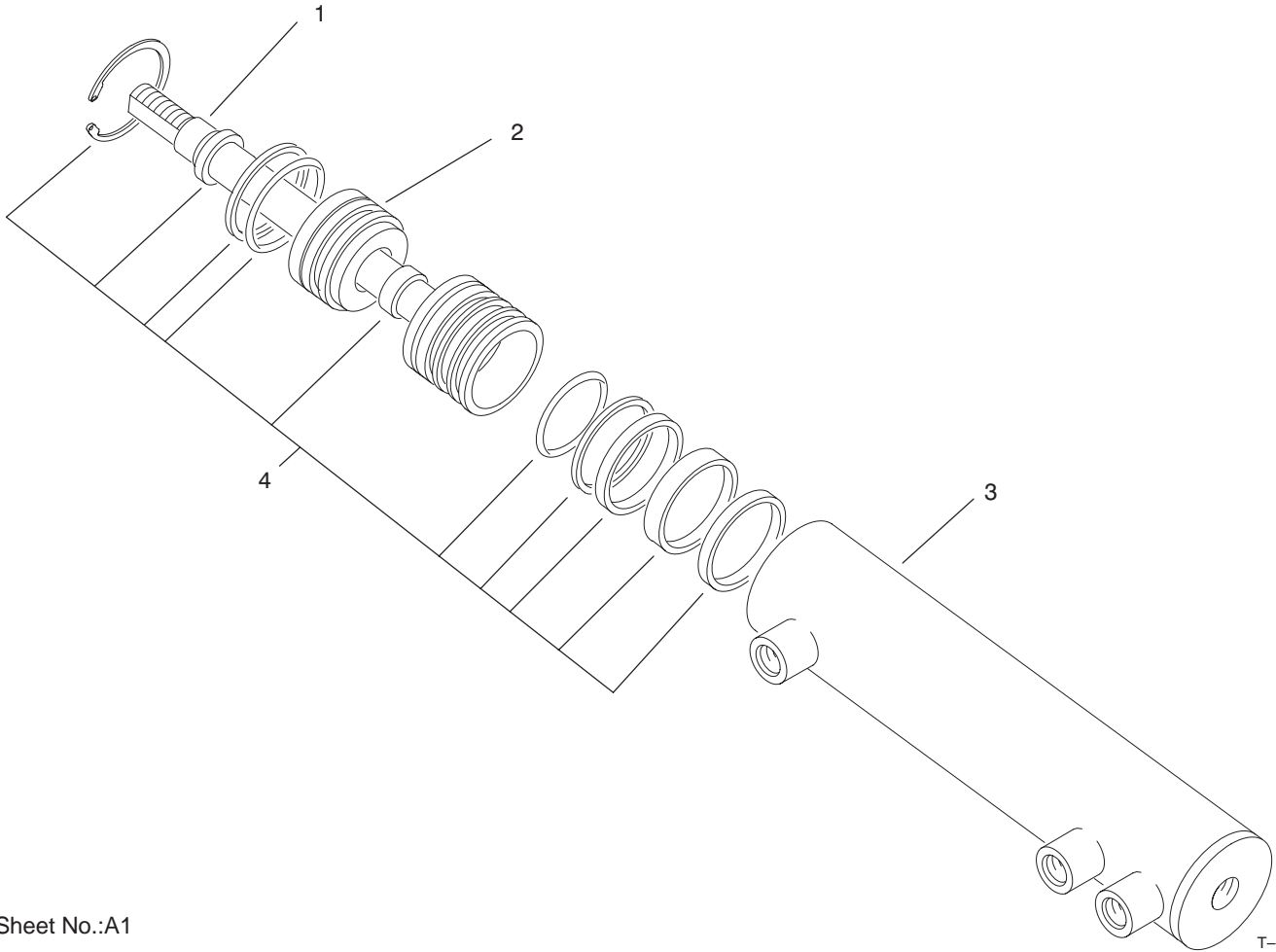
Sheet No.:4

## Center Deck Assembly

Ref. No.	Part No.	Qty.	Description
1	32128-19	2	Nut-HF
2	325-35	4	Screw-HH
3	3256-26	4	Washer-Flat
4	86-2230-01	1	Guide-Cover, RH
5	86-2260-01	1	Guide-Cover, LH
6	86-2190	2	Cylinder-Lift, Wing
7	32121-51	2	Pin-Roll
8	3272-12	2	Pin-Cotter
9	94-8008	2	Plate - Wear
10	86-8100-01	2	Joint-Ball
10:1	302-5	1	Fitting-Grease
10:2	32136-2	1	Nut-SHH
11	21-3000-01	2	Nut-Jam, Push Arm
12	325-11	2	Screw-HH
13	86-2280-01	1	Tube-Carrier, RH
14	3290-256	2	Pin-Hair
15	94-8009-01	2	Strap - Deck, HOC
16	86-2320-01	1	Tube-Carrier, LH
17	32128-54	2	Nut-Flange
18	86-2390	2	Pin
19	86-1890-03	4	Hinge
20	32144-26	12	Screw-Flow
21	57-0690	2	Pin-Special
22	57-0680	2	Shaft-Roller
23	29-4820	2	Roller
24	3272-11	2	Pin-Cotter

Ref. No.	Part No.	Qty.	Description
25	92-7757	1	Center Deck ASM
25:1	32148-10	1	Insert-Threaded
25:2	43-8480	1	Decal-Danger
25:3	55-4300	2	Decal-Warning
25:4	68-8340	1	Decal-Torque
25:5	69-6470	4	Bushing-Castor
25:6	85-6410	1	Decal-Danger
25:7	86-0720	1	Decal-HOC, LH Center
25:8	86-0730	1	Decal-HOC, RH Center
25:9	86-0740	1	Decal-Center, Belt
26	3234-1	1	Screw-HHF
27	68-6840	1	Shaft-Roller
28	32128-21	1	Nut-HF
29	68-6710	1	Roller
30	92-9727	2	HOC Cap ASM
30:1	92-5581	1	Ring-Retaining
30:2	92-5583	1	Washer-Cap
30:3	92-9726	1	Spring-Compression
30:4	92-8861	1	Cap-HOC
31	69-7290-01	2	Mount-Joint, Ball
32	32128-23	4	Nut-HF
33	77-0950	2	Washer-Castor
35	69-1510	10	Spacer-Castor
36	302-5	2	Fitting-Grease





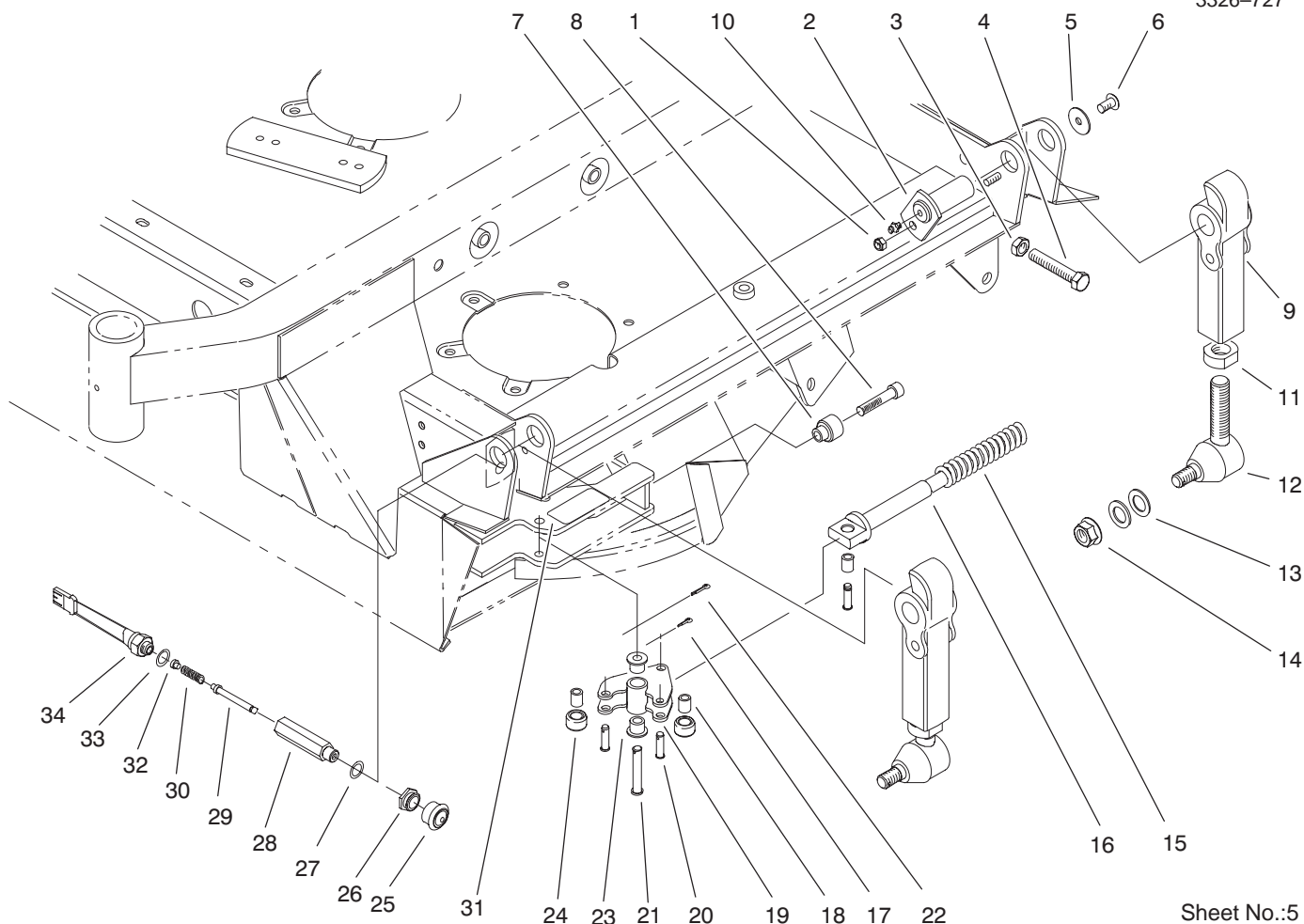
Sheet No.:A1

T-1464

## Hydraulic Cylinder Assembly No. 86-2190

Ref. No.	Part No.	Qty.	Description
1	92-0603	1	Rod/Piston
2	92-0604	1	Head-Ring, Snap
3	92-0602	1	Barrel ASM
4	92-0600	1	Kit-Seal

Ref. No.	Part No.	Qty.	Description

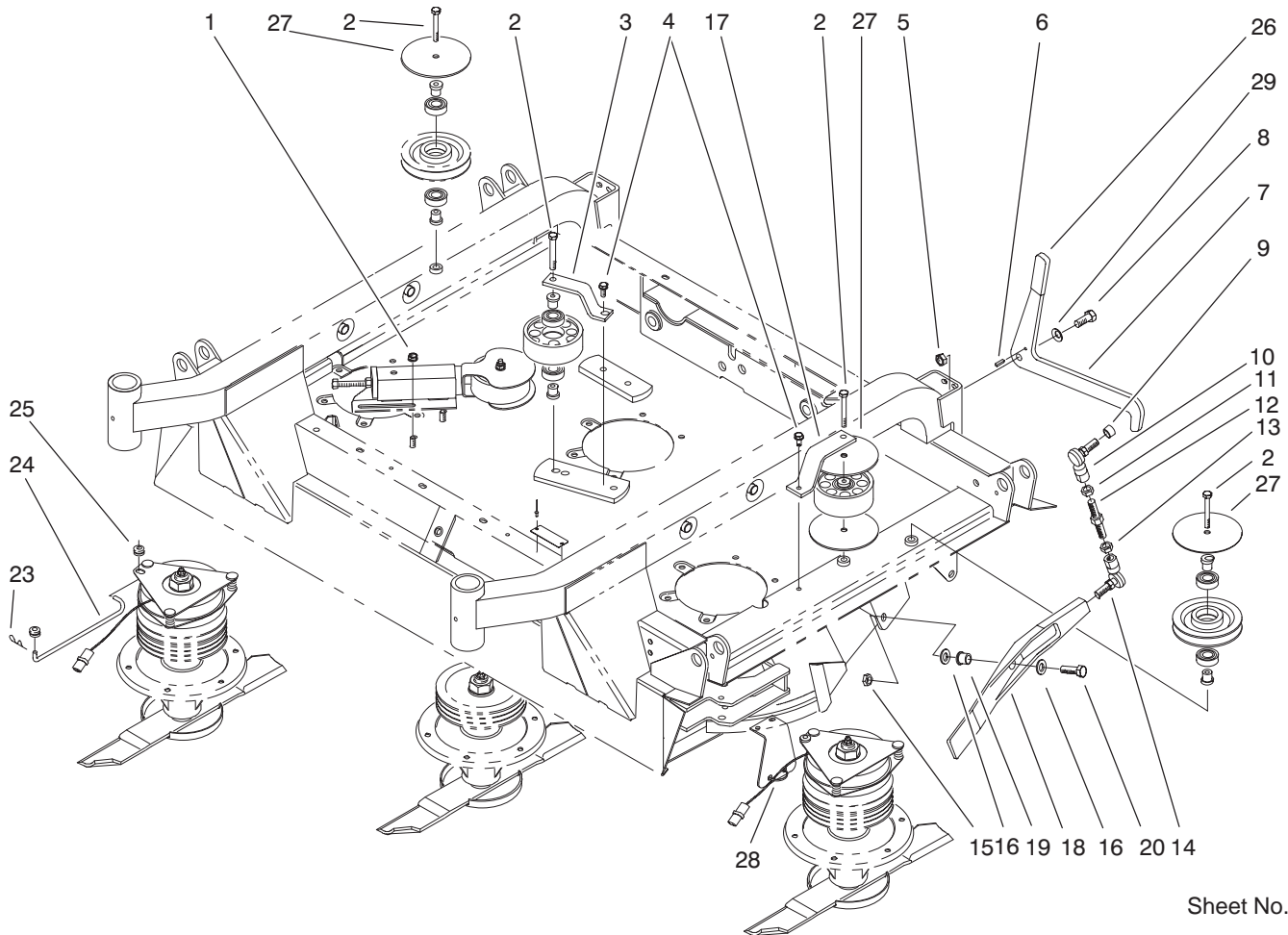


Sheet No.:5

## Deck Breakaway Assembly

Ref. No.	Part No.	Qty.	Description
1	3296-29	4	Nut-Lock NI
2	84-1350	4	Pin-Pivot
3	3218-18	2	Nut-Jam
4	60-9870	2	Screw
5	53-6380	4	Washer
6	323-4	4	Screw-HH
7	92-4036	2	Cap - Rod
8	92-4037	2	Capscrew-HSH
9	84-0800-01	4	Arm-Pivot
10	302-5	4	Fitting-Grease
11	86-2070	4	Nut
12	86-2080-01	4	Joint-Ball
13	86-1440	8	Washer-Flat
14	32128-54	4	Nut-Flange
15	86-2560-01	2	Spring-Compression
16	86-2650	2	Spring-Support
17	3272-5	6	Pin-Cotter
18	86-2090	6	Bushing-Pm
19	86-2150	2	Lock
20	283-61	6	Pin-Yoke
21	86-2130	2	Pin-Clevis
22	3272-9	2	Pin-Cotter
23	86-2180	4	Bushing-Flange
24	86-2120	4	Roller-Lock
25	94-8031	2	Boot - Switch
26	94-8029	2	Nut - Special

Ref. No.	Part No.	Qty.	Description
27	237-7	2	O-Ring
28	94-8023	2	Guide-Pin, Switch
29	94-8024	2	Plunger - Switch
30	43-8600	2	Spring-Compression
31	55-4300	2	Decal-Warning
32	43-8610	2	Guide
33	237-42	2	O-Ring
34	72-4320	2	Switch

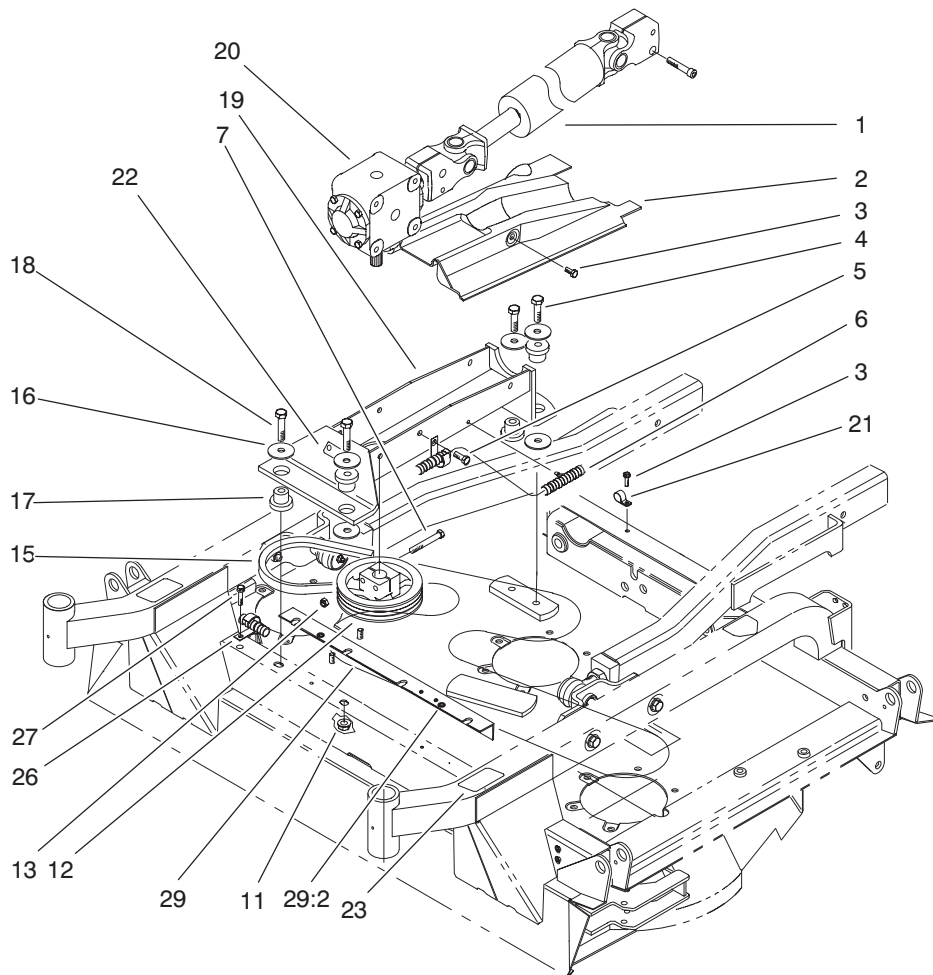


Sheet No.:6

## Trap Door Assembly

Ref. No.	Part No.	Qty.	Description
1	32128-19	2	Nut-HF
2	323-13	4	Screw-HH
3	86-1820-01	1	Bracket-Pulley
4	32144-70	2	Screw-HH
5	3296-25	2	Nut-Lock NI
6	32121-11	2	Pin-Roll
7	86-2400-01	2	Latch-Arm
8	325-5	2	Screw-HH
9	86-1560	2	Spacer-Cylinder, Lift
10	86-1490	2	End-Rod, LH Thread
11	3220-12	2	Nut-HJ, LH Thread
12	86-1570	2	Rod-Threaded
13	3220-5-01	2	Nut-HJ
14	86-1550	2	End-Rod, RH Thread
15	3296-25	2	Nut-Lock NI
16	3256-26	4	Washer-Flat
17	92-7766-01	1	Bracket - Pulley
18	92-4033-01	2	Trap-Door
19	256-243	2	Bearing-Flange
20	325-7	2	Screw-HH
23	3290-467	2	Pin-Hair
24	86-2590	2	Rod-Clutch
25	237-141	4	Grommet-Rubber
26	48-7081	2	Grip-Plastic
27	86-2600-01	4	Washer-Guide, Belt

Ref. No.	Part No.	Qty.	Description
28	3290-378	2	Tie-Cable
29	3290-483	2	Washer



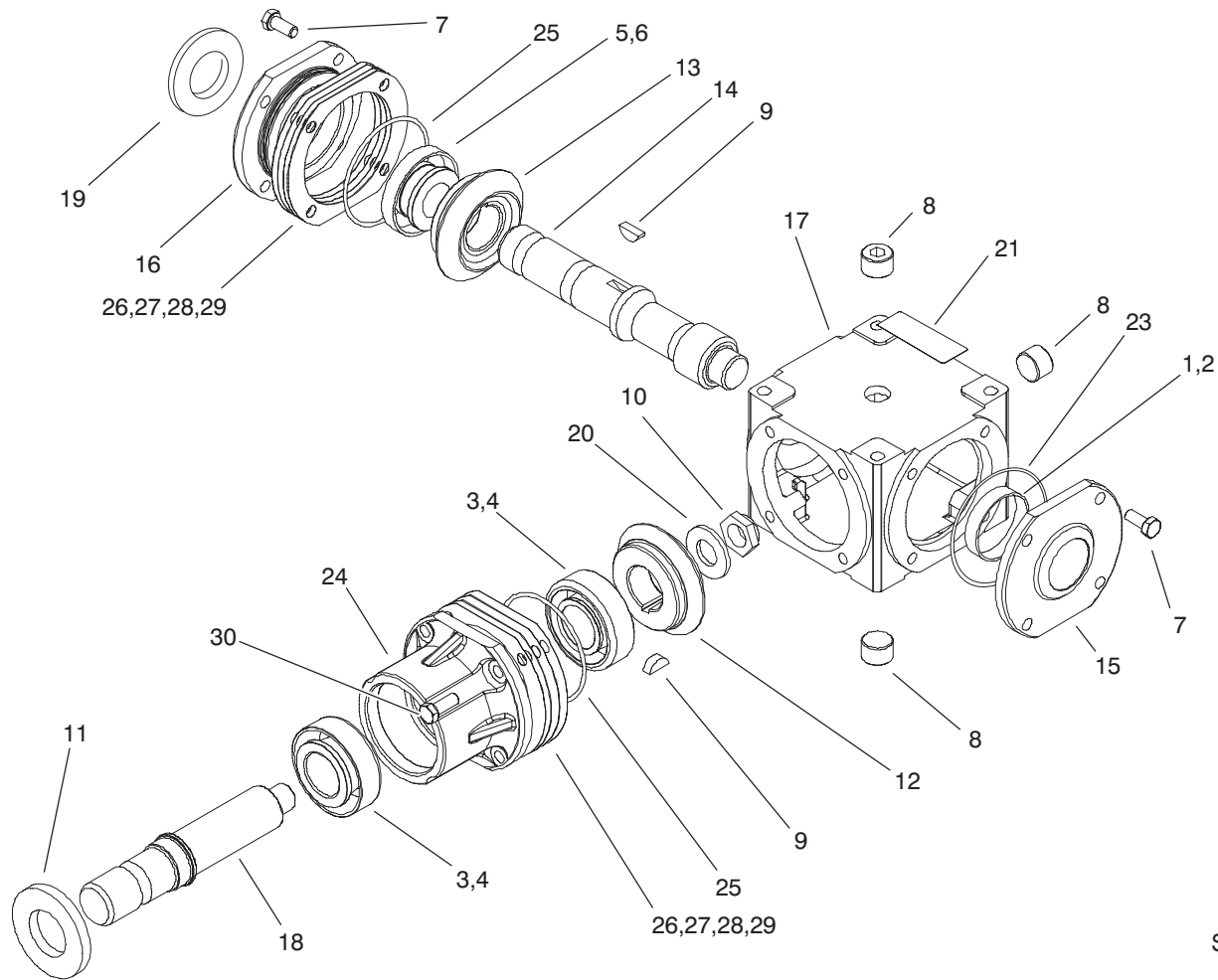
Sheet No.:7

## Drive Assembly

Ref. No.	Part No.	Qty.	Description	Ref. No.	Part No.	Qty.	Description
1	86-1730	1	Driveshaft				
2	86-1830	1	Cover-Driveshaft				
3	32144-70	3	Screw-HH				
4	325-7	2	Screw-HH				
5	3234-1	4	Screw-HHF				
6	95-4375	1	Harness - Wire, Deck				
7	323-14	2	Screw-HH				
11	32128-23	2	Nut-HF				
*12	86-1410-03	1	Pulley-Gearbox				
12	86-3100-03	1	Pulley-Gearbox, High Speed				
13	3296-39	2	Nut-Lock, NI				
15	86-1970	1	V-Belt				
16	86-1990	6	Washer				
17	84-1550	4	Mount-Rubber				
18	325-9	2	Screw-HH				
19	86-2020-01	1	Support-Gearbox				
20	100-2585	1	Gearbox				
21	2412-138	1	R-Clamp				
22	70-2560	1	Decal-Oil				
23	86-0780	1	Decal-HOC				
26	2412-150	1	J-Clip				
27	3234-1	2	Screw-HHF				
29	100-2591	1	Shield ASM				
29:2	32148-9	2	Nut-Insert				

\* Not illustrated





Sheet No.:A3  
T-3570

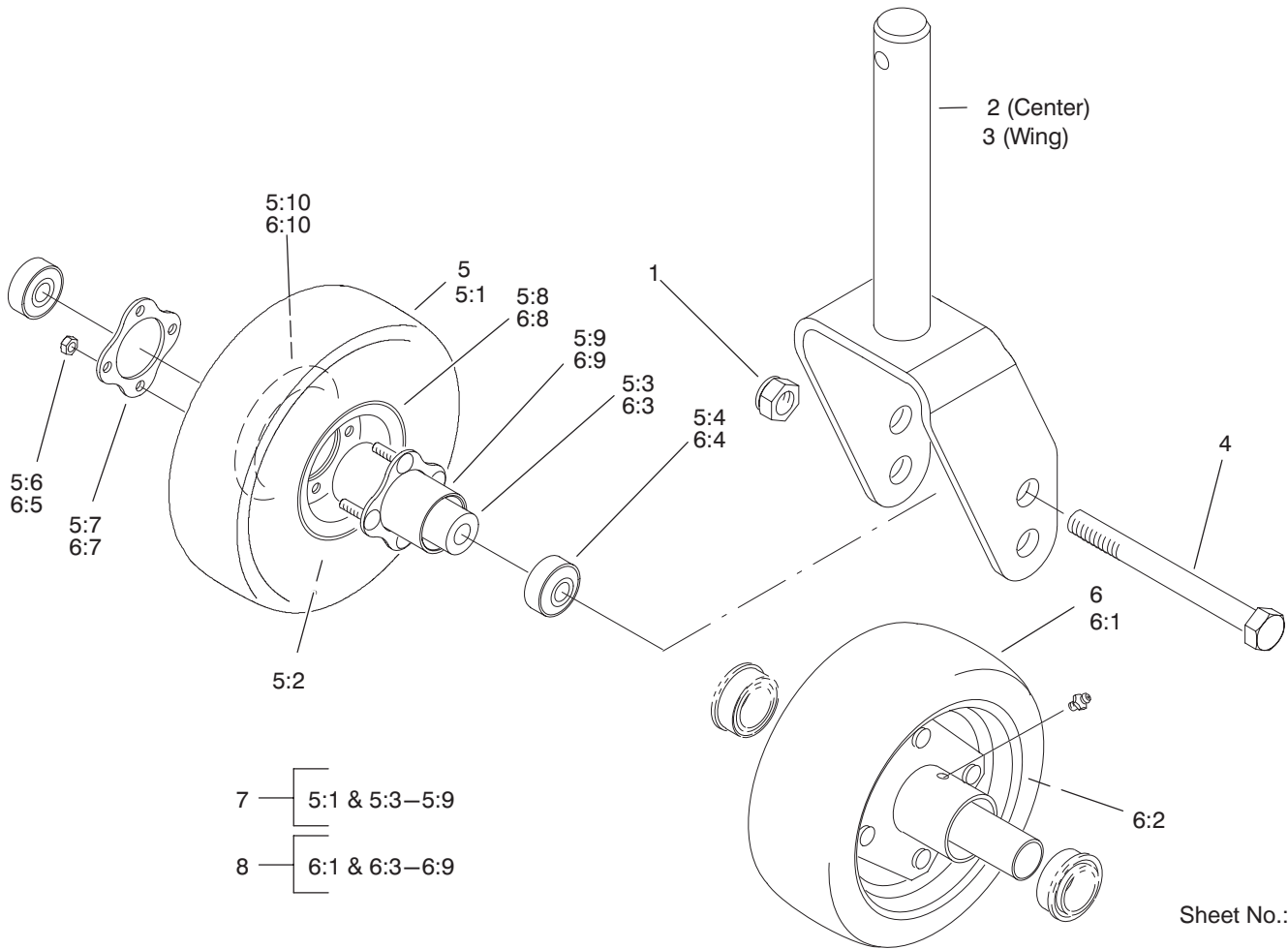
## Gearbox Assembly No. 100-2585

Ref. No.	Part No.	Qty.	Description
1	100-4571	1	Bearing-Cup
2	100-4572	1	Bearing-Cone
3	104-2359	2	Bearing-Cup
4	104-2360	2	Bearing-Cone
5	100-5817	1	Bearing-Cup
6	104-2358	1	Bearing-Cone
7	100-5818	8	Screw-HH
8	100-5812	3	Plug
9	100-4580	2	Key - Woodruff
10	100-1391	2	Nut-Lock
11	104-2361	1	Seal
12	104-2367	1	Gear, RH
13	104-2368	1	Gear, LH
14	104-2362	1	Shaft-Input
15	100-9984	1	Cap-End, Closed
16	104-2357	1	Cap, Open End
17	100-5826	1	Case
18	104-2363	1	Shaft-Output
19	104-2364	1	Seal
20	100-5824	2	Washer
22	100-4584	1	Cover - Transparent
23	100-5847	1	O-Ring
24	104-2365	1	Housing-Pinion
25	100-5848	2	O-Ring
26	100-1394	3	Shim-Green (.003)
27	100-7758	3	Shim - Blue

Ref. No.	Part No.	Qty.	Description
28	100-1396	3	Shim-Brown (.010)
29	100-7760	3	Shim - Yellow
30	104-2366	4	Screw





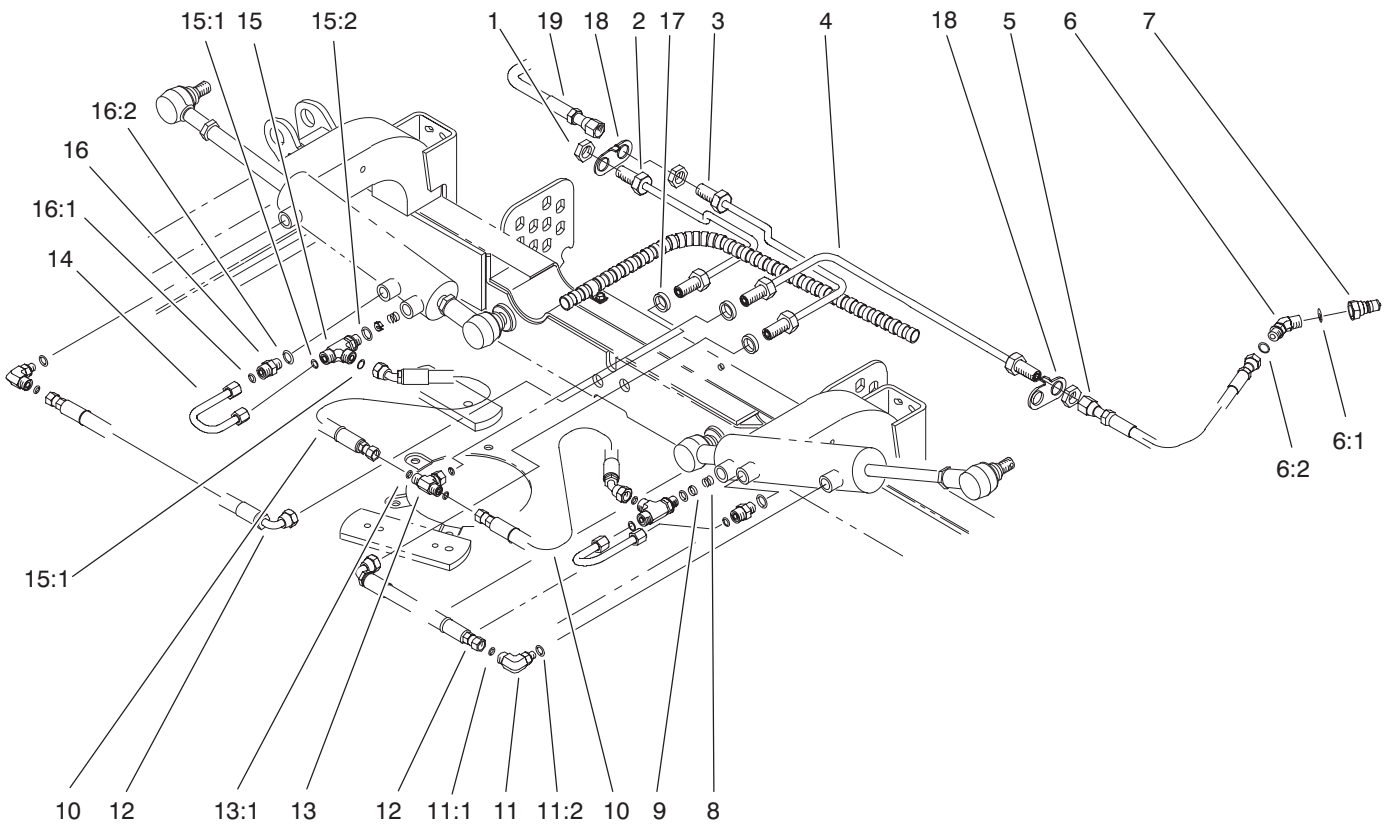


## Front Castor Assembly

Ref. No.	Part No.	Qty.	Description
1	3296-53	4	Nut-Lock, NI
2	92-7750-01	2	Fork-Castor
3	92-7752-01	2	Fork-Castor
4	327-24	4	Screw-HH
5	93-9938	2	Wheel ASM-8 Inch
5:1	93-9939	1	Tire
5:2	68-8950	1	Tube-Inner (W/Valve)
5:3	93-4241	1	Spacer-Bearing, Inner
5:4	93-4237	2	Bearing
5:6	32128-16	4	Nut-HHF
5:7	93-4242	1	Plate
5:8	93-4239	1	Rim-Wheel, Half
5:9	93-5980	1	Hub
5:10	95-2741	1	Rim-Wheel, Half
6	93-4240	2	Wheel ASM-10 Inch
6:1	93-4243	1	Tire
6:2	93-4244	1	Tube-Inner (W/Valve)
6:3	93-4241	1	Spacer-Bearing, Inner
6:4	93-4237	2	Bearing
6:5	32128-16	4	Nut-HHF
6:7	93-4242	1	Plate
6:8	93-4239	1	Rim-Wheel, Half
6:9	93-5980	1	Hub
6:10	95-2741	1	Rim-Wheel, Half
7	93-5974	2	Wheel-8 Inch, Foam Filled

Ref. No.	Part No.	Qty.	Description
8	93-5973	2	Wheel-10 Inch, Foam Filled





Sheet No.:12

## Hydraulic Assembly

Ref. No.	Part No.	Qty.	Description
1	340-70	6	Locknut-Bulkhead
2	86-2480	1	RH Cylinder Tube ASM
3	86-2490	1	LH Cylinder Tube ASM
4	86-2470	1	Cylinder Drain Tube ASM
5	86-2460	2	Hose ASM
6	340-87	3	Fitting-HYD, 45°
6:1	237-22	1	O-Ring
6:2	237-42	1	O-Ring
7	86-5460	3	Nipple-Coupler
8	86-2630	2	Spring-Compression
9	84-6403	2	Disc - Orifice
10	86-2450	2	Hose ASM
11	340-77	2	Fitting-HYD, 90°
11:1	237-22	1	O-Ring
11:2	237-42	1	O-Ring
12	86-2440	2	Hose ASM
13	340-166	1	Fitting-Tee, HYD
13:1	237-22	1	O-Ring
14	86-2640	2	Deck Cylinder Tube ASM
15	340-86	2	Fitting-HYD, Tee
15:1	237-22	2	O-Ring
15:2	237-42	1	O-Ring
16	340-2	2	Fitting-HYD, Straight
16:1	237-22	1	O-Ring

Ref. No.	Part No.	Qty.	Description
16:2	237-42	1	O-Ring
17	86-0690	3	Spacer
18	92-5807	2	Retainer - Hardlines
19	86-1420	1	LH Lift Hose ASM

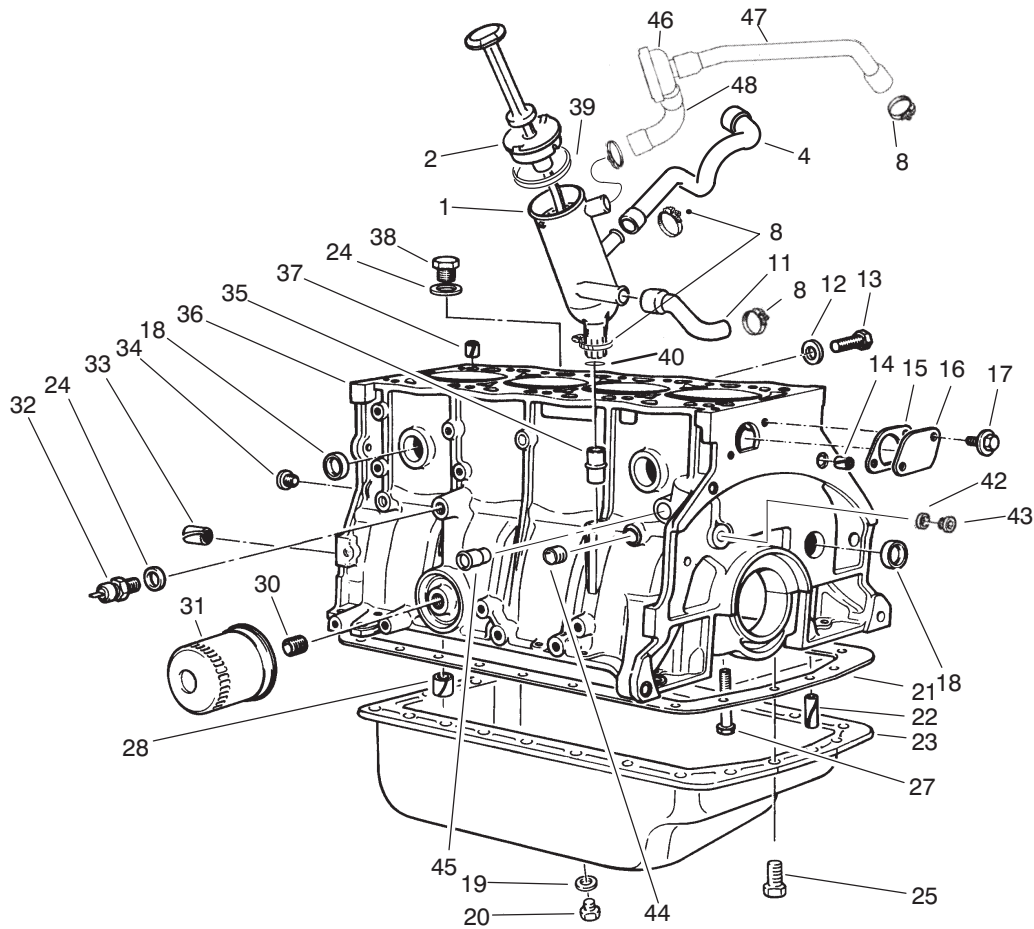












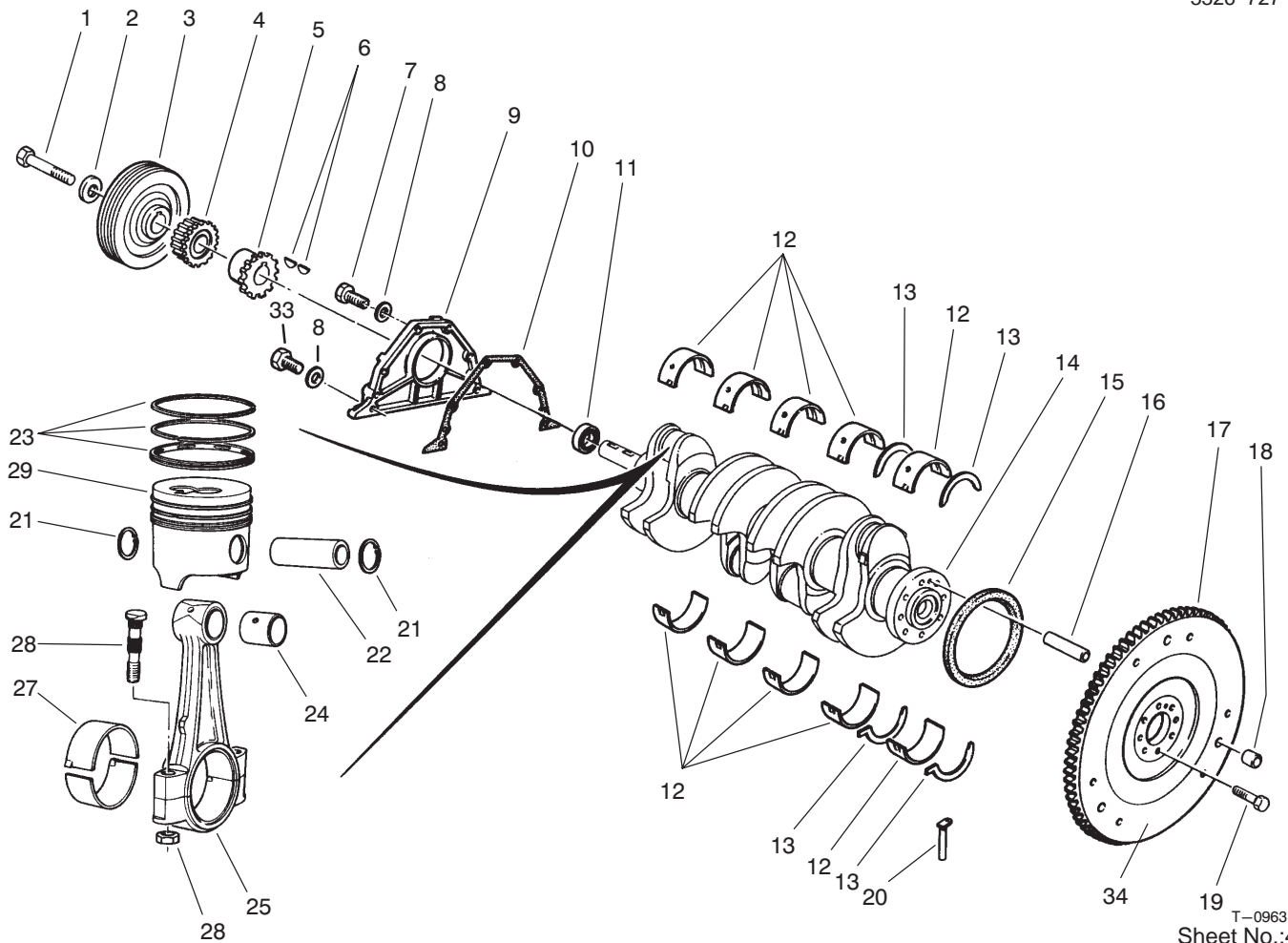
Sheet No.:3  
T-2142

## Crankcase Assembly

Ref. No.	Part No.	Qty.	Description
1	94-3181	1	Oil Filler
2	94-3182	1	Plug
4	94-3184	1	Hose-Crankcase
8	2412-129	8	Clamp-Hose
11	74-7770	1	Hose - Crank Case
12	74-7780	1	Gasket
13	74-7790	1	Screw
14	74-7800	2	Spring Pin
15	74-7810	1	Gasket-Plate
16	74-7820	1	Plate
17	94-3112	2	Screw
18	74-7840	8	Plug
18	94-3108	8	Plug-27.5mm
18	94-3109	9	Plug-28.5mm
19	74-7320	1	Gasket-Oil Drain Plug
20	74-7310	1	Oil Drain Plug
21	74-7380	1	Oil Sump Gasket
22	94-3111	2	Pin
23	74-7300	1	Oil Sump Assy
24	74-7850	2	Gasket
25	74-7330	23	Screw-HH
26	77-3790	1	Drain Plug
27	74-7930	10	Capscrew-Bearing
28	74-7940	1	Spring Bushing
29	74-7950	6	Plate Screw
30	74-7960	1	Filter Stud

Ref. No.	Part No.	Qty.	Description
31	74-7970	1	Oil Filter
32	94-3180	1	Pressure Switch
33	74-7990	4	Spring Pin
34	74-8000	2	Plug
35	74-8010	1	Tube
36	94-3100	1	Cylinder Block
37	74-8030	1	Spring Pin
38	74-8040	1	Plug
39	94-3183	1	Gasket
40	94-3186	1	O-Ring
42	94-3106	2	Gasket
43	94-3104	2	Plug-Threaded
44	94-3103	1	Plug-Threaded
45	94-3110	1	Stud
46	74-5760	1	Valve Pvc F/W
47	94-3192	1	Hose-Manifold
48	94-3191	1	Hose-Pcv Valve
*52	94-3101	1	Gasket Set
*53	77-3600	1	Shield-Adapter

\* Not illustrated

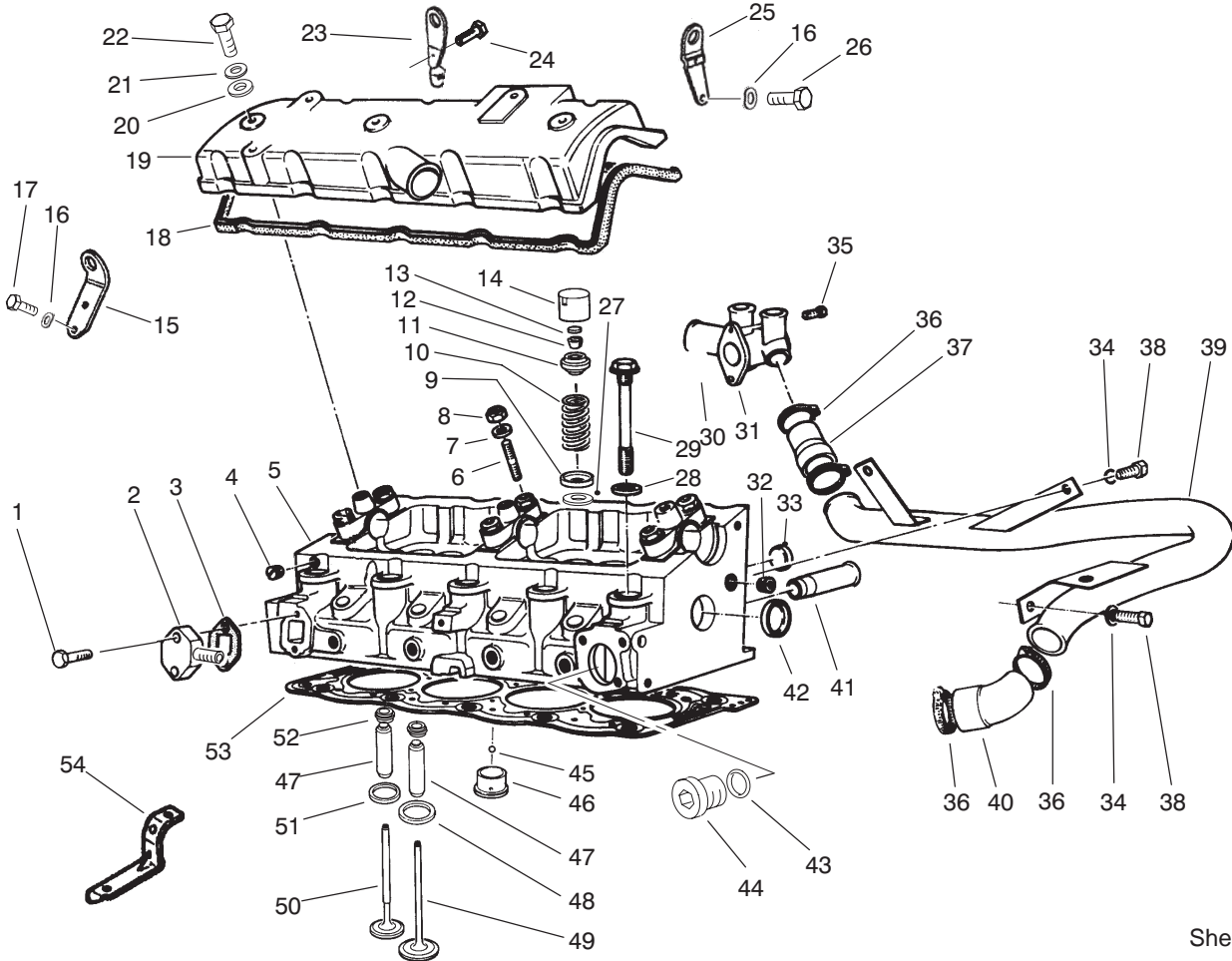


T-0963  
Sheet No.:4

## Crankshaft Assembly

Ref. No.	Part No.	Qty.	Description
1	94-3145	1	Screw-Pulley
2	74-8080	1	Washer
3	94-3144	1	Pulley-Crankshaft
4	74-8100	1	Pinion Gear
5	74-8110	1	Oil Pump Sprocket
6	74-8120	2	Key - Woodruff
7	94-3150	4	Screw-HH
8	94-3151	6	Washer-Spring
9	74-8140	1	Cover
10	74-8150	1	Cover Gasket
11	94-3148	1	Gasket
12	74-8170	5	Bearing Set (STD)
12	74-8180	2	Bearing Set (.30mm Os)
13	74-8200	2	Thrust Bearing Set
13	74-8210	2	Thrust Bearing Set
13	74-8220	2	Thrust Bearing Set
13	94-3141	2	Flange Set
14	74-8230	1	Crank Shaft
15	74-8240	1	Seal
16	74-7990	1	Spring Pin
17	94-3149	1	Gear-Flywheel
18	74-8270	3	Pin
19	74-8280	8	Screw Hex Hd
20	74-8290	2	Cap-Bearing
21	74-8300	8	Piston Pin Clip

Ref. No.	Part No.	Qty.	Description
22	74-8310	4	Piston Pin
23	74-8320	4	Piston Ring Set
23	74-8330	4	Piston Ring Set
23	74-8340	4	Piston Ring Set
23	94-3158	4	Piston Ring Set
24	94-3154	4	Bushing
25	94-3153	4	Connecting Rod Set
27	74-8380	4	Bearing-Connecting Rod
27	94-3155	1	Bearing Set-1st Repair
28	74-8400	8	Bolt - Connecting Rod
29	74-8420	1	Piston Set
29	74-8430	1	Piston Set
29	74-8440	1	Piston Set
29	94-3157	1	Piston Set
33	94-3152	2	Screw-HH
34	74-8260	1	Flywheel

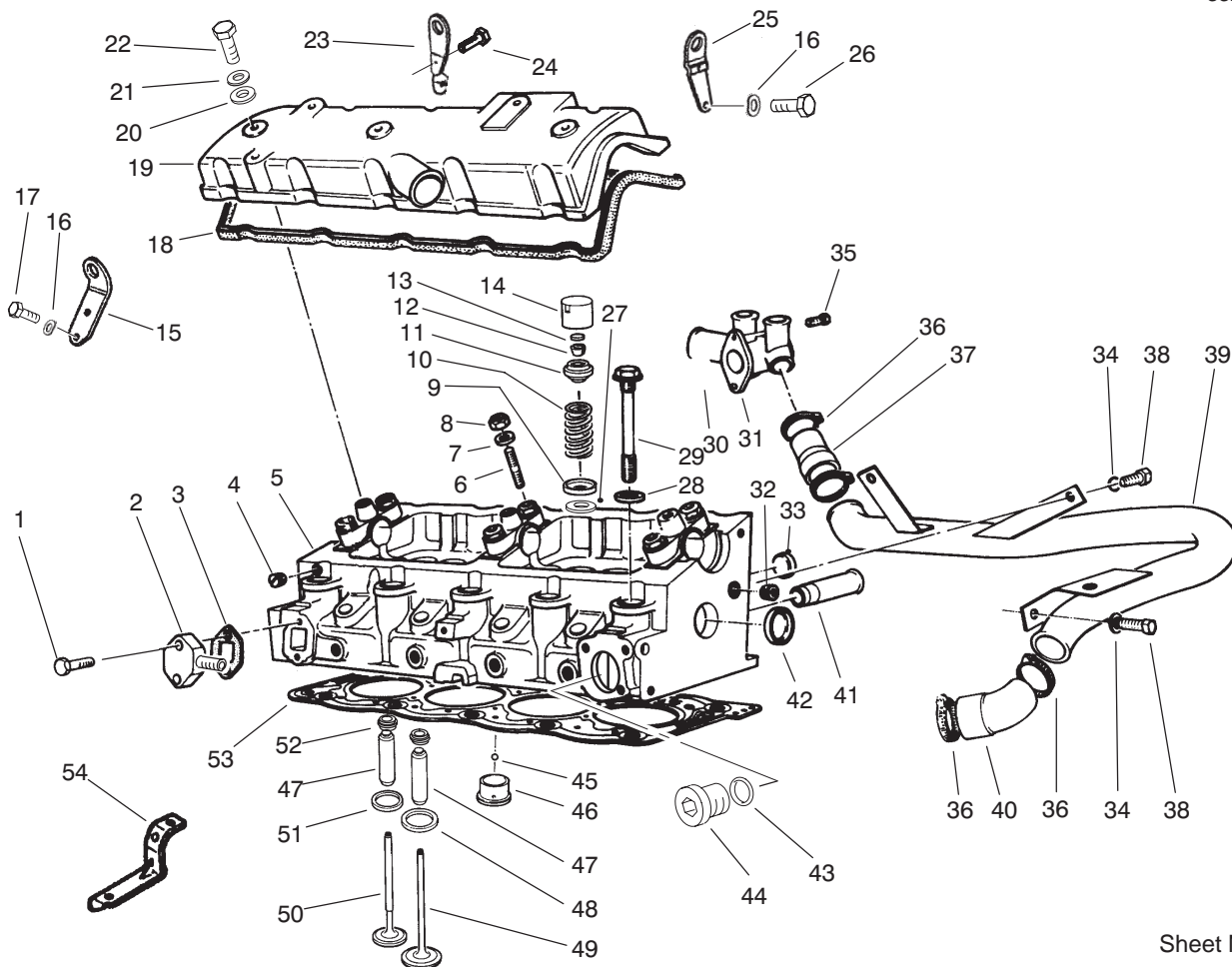


Sheet No.:5  
T-3504

## Cylinder Head Assembly

Ref. No.	Part No.	Qty.	Description
1	94-3123	2	Capscrew
2	94-3117	1	Plate
3	94-3116	1	Gasket
4	74-7600	4	Plug
5	94-3113	1	Cylinder Head
5	94-9965	1	Cylinder Head ASM
6	76-5130	6	Stud
7	74-8900	6	Washer - Flat
8	94-3115	6	Nut
9	74-6570	8	Cup-Lower Valve Spring
10	74-6560	8	Valve Spring
11	74-6550	8	Cup
12	74-7240	16	Split Collar
13	74-6580	8	Insert - Valve (1.65mm)
13	74-6590	8	Insert -Valve (1.725mm)
13	74-6600	8	Insert -Valve (1.800mm)
13	74-6610	8	Insert -Valve (1.900mm)
13	74-6620	8	Insert -Valve (1.975mm)
13	74-6630	8	Insert -Valve (2.050mm)

Ref. No.	Part No.	Qty.	Description
13	74-6640	8	Insert -Valve (2.125mm)
13	74-6650	8	Insert -Valve (2.225mm)
13	74-6660	8	Insert -Valve (2.250mm)
13	74-6670	8	Insert -Valve (2.275mm)
13	74-6680	8	Insert -Valve (2.300mm)
13	74-6690	8	Insert -Valve (2.325mm)
13	74-6700	8	Insert -Valve (2.350mm)
13	74-6710	8	Insert -Valve (2.375mm)
13	74-6720	8	Insert -Valve (2.400mm)
13	74-6730	8	Insert -Valve (2.425mm)
13	74-6740	8	Insert -Valve (2.450mm)
13	74-6750	8	Insert -Valve (2.475mm)
13	74-6760	8	Insert -Valve (2.500mm)

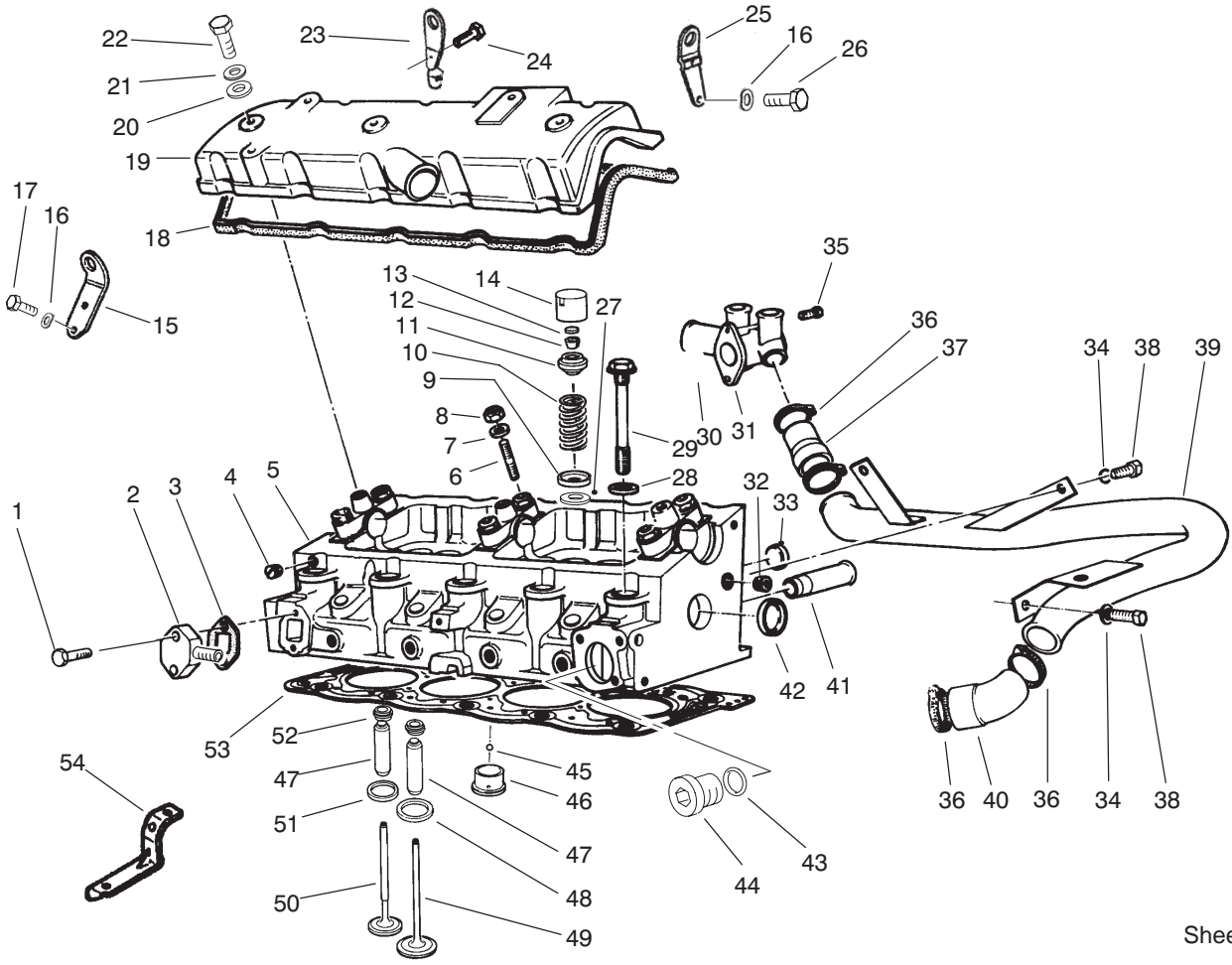


Sheet No.:5  
T-3504

### Cylinder Head Assembly (Continued)

Ref. No.	Part No.	Qty.	Description
13	74-6770	8	Insert -Valve (2.525mm)
13	74-6780	8	Insert -Valve (2.550mm)
13	74-6790	8	Insert -Valve (2.575mm)
13	74-6800	8	Insert -Valve (2.600mm)
13	74-6810	8	Insert -Valve (2.625mm)
13	74-6820	8	Insert -Valve (2.650mm)
13	74-6830	8	Insert -Valve (2.675mm)
13	74-6840	8	Insert -Valve (2.700mm)
13	74-6850	8	Insert -Valve (2.725mm)
13	74-6860	8	Insert -Valve (2.750mm)
13	74-6870	8	Insert -Valve (2.775mm)
13	74-6880	8	Insert -Valve (2.800mm)
13	74-6890	8	Insert -Valve (2.825mm)

Ref. No.	Part No.	Qty.	Description
13	74-6900	8	Insert -Valve (2.850mm)
13	74-6910	8	Insert -Valve (2.875mm)
13	74-6920	8	Insert -Valve (2.900mm)
13	74-6930	8	Insert -Valve (2.925mm)
13	74-6940	8	Insert -Valve (2.950mm)
13	74-6950	8	Insert -Valve (2.975mm)
13	74-6960	8	Insert -Valve (3.000mm)
13	74-6970	8	Insert -Valve (3.025mm)
13	74-6980	8	Insert -Valve (3.050mm)
13	74-6990	8	Insert -Valve (3.075mm)
13	74-7000	8	Insert -Valve (3.100mm)
13	74-7010	8	Insert -Valve (3.125mm)
13	74-7020	8	Insert -Valve (3.150mm)

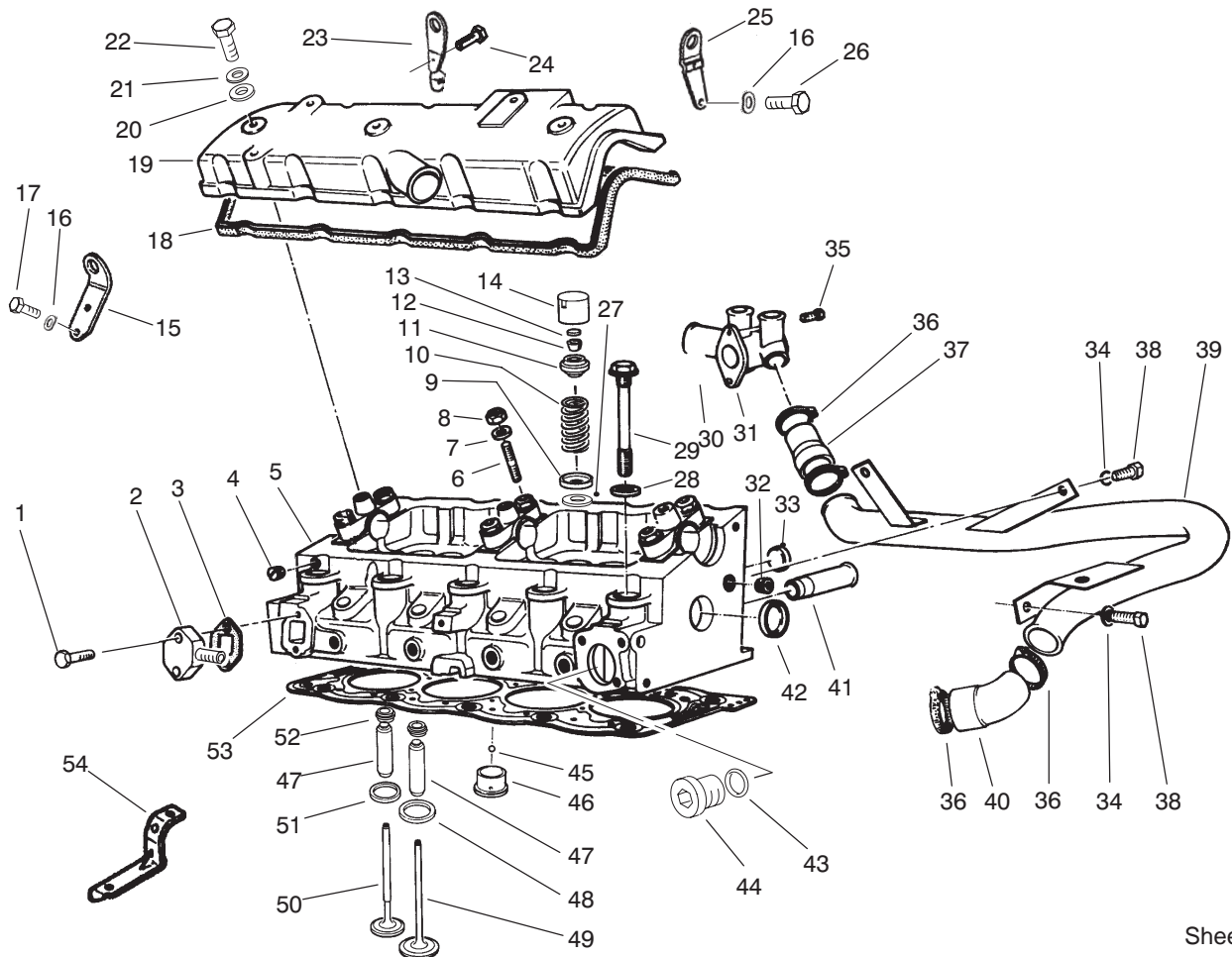


Sheet No.:5  
T-3504

## Cylinder Head Assembly (Continued)

Ref. No.	Part No.	Qty.	Description
13	74-7030	8	Insert -Valve (3.175mm)
13	74-7040	8	Insert -Valve (3.200mm)
13	74-7050	8	Insert -Valve (3.225mm)
13	74-7060	8	Insert -Valve (3.250mm)
13	74-7070	8	Insert -Valve (3.275mm)
13	74-7080	8	Insert -Valve (3.300mm)
13	74-7090	8	Insert -Valve (3.325mm)
13	74-7100	8	Insert -Valve (3.350mm)
13	74-7110	8	Insert -Valve (3.375mm)
13	74-7120	8	Insert -Valve (3.400mm)
13	74-7130	8	Insert -Valve (3.425mm)
13	74-7140	8	Insert -Valve (3.450mm)
13	74-7150	8	Insert -Valve (3.475mm)

Ref. No.	Part No.	Qty.	Description
13	74-7160	8	Insert -Valve (3.500mm)
13	74-7170	8	Insert -Valve (3.550mm)
13	74-7180	8	Insert -Valve (3.625mm)
13	74-7190	8	Insert -Valve (3.700mm)
13	74-7200	8	Insert -Valve (3.775mm)
13	74-7210	8	Insert -Valve (3.850mm)
13	74-7220	8	Insert -Valve (3.925mm)
13	74-7230	8	Insert -Valve (4.000mm)
14	74-6540	8	Tappet - Valve
15	94-3155	1	Bearing Set-1st Repair
16	74-7560	3	Lockwasher
17	76-5470	2	Capscrew - Hex Head
18	74-7630	1	Gasket - Valve Cover
19	74-7640	1	Valve Cover
20	74-7650	3	Washer - Flat
21	94-3125	3	Washer-Plate
22	94-3124	3	Screw-HH



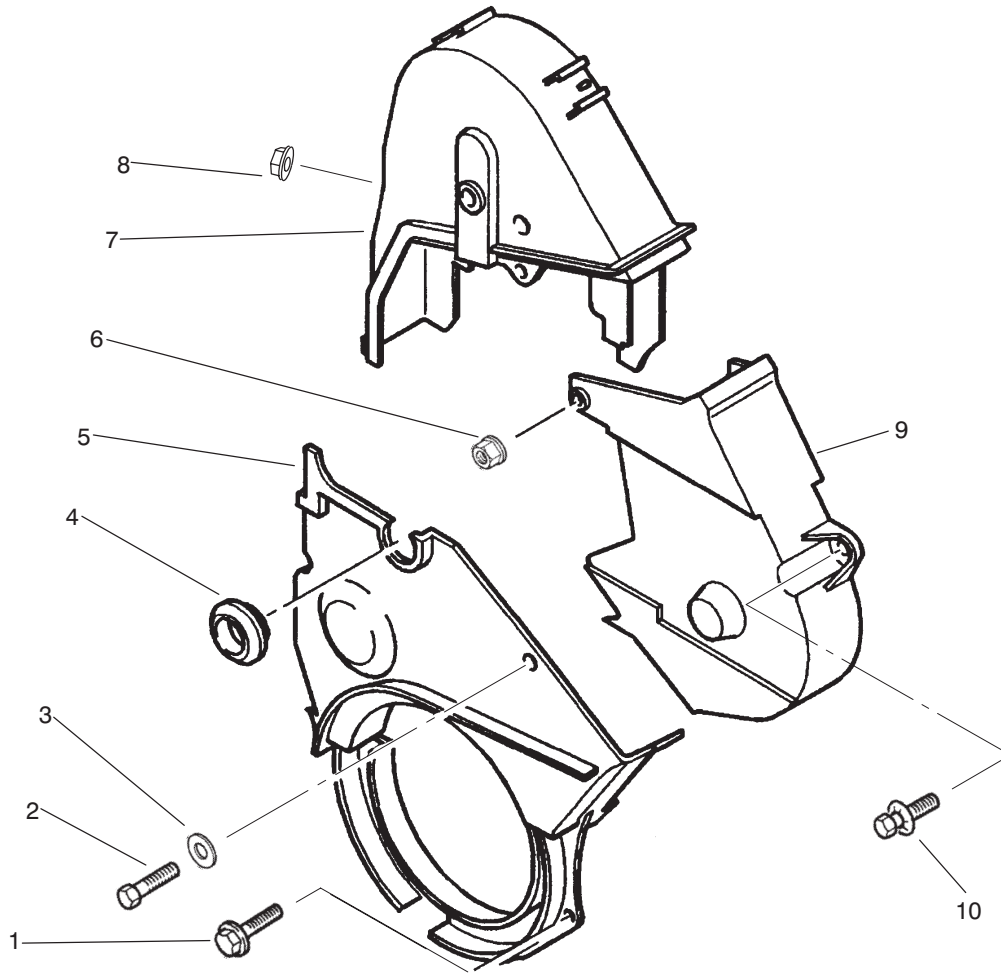
Sheet No.:5  
T-3504

## Cylinder Head Assembly (Continued)

Ref. No.	Part No.	Qty.	Description	Ref. No.	Part No.	Qty.	Description
23	94-3136	1	Bracket-Lifting	46	74-7440	4	Chamber - Turbulence
24	94-3138	1	Screw-HH	47	92-7792	8	Valve Guide (14.29 Mm)
25	94-3137	1	Bracket-Lifting	47	92-7793	8	Valve Guide (14.59 Mm)
26	94-3139	1	Screw	48	74-7450	4	Exhaust Valve Seat
27	94-3174	8	Washer-Repair	48	74-7460	4	Seat-Intake Valve (39.5)
28	74-7270	10	Washer-Flat	49	74-7480	4	Intake Valve
29	74-7260	10	Head Bolt	50	92-7794	4	Valve - Exhaust
30	94-3197	1	O-Ring	51	92-7795	4	Valve Seat
31	94-3196	1	Water-Inlet	52	92-7791	8	Valve - Stem Seal
32	94-3118	1	Plug	53	94-8132	1	Gasket - Head, 1.48
33	74-7840	2	Plug	53	94-8133	1	Gasket - Head, 1.52
33	94-3108	2	Plug-27.5mm	53	94-8134	1	Gasket - Head, 1.58
33	94-3109	2	Plug-28.5mm	53	94-8135	1	Gasket - Head, 1.62
34	68-9420	5	Washer-Lock	54	94-3120	1	Bracket
35	48-9460	2	Capscrew-Hex	*55	74-7670	1	Head Bolt & Washer Set
36	2412-129	4	Clamp-Hose	*56	94-3119	1	Gasket Set
37	94-3200	1	Hose-By Pass				
38	48-7700	3	Screw				
39	94-3199	1	Pipe-By Pass				
40	94-3201	1	Hose-By Pass				
41	74-7400	1	Tube				
42	74-7840	2	Plug				
43	94-3122	1	Gasket				
44	94-3121	1	Plug				
45	74-7420	4	Ball				
46	74-7430	4	Chamber-Turbulence				

\* Not illustrated





Sheet No.:7  
T-2140

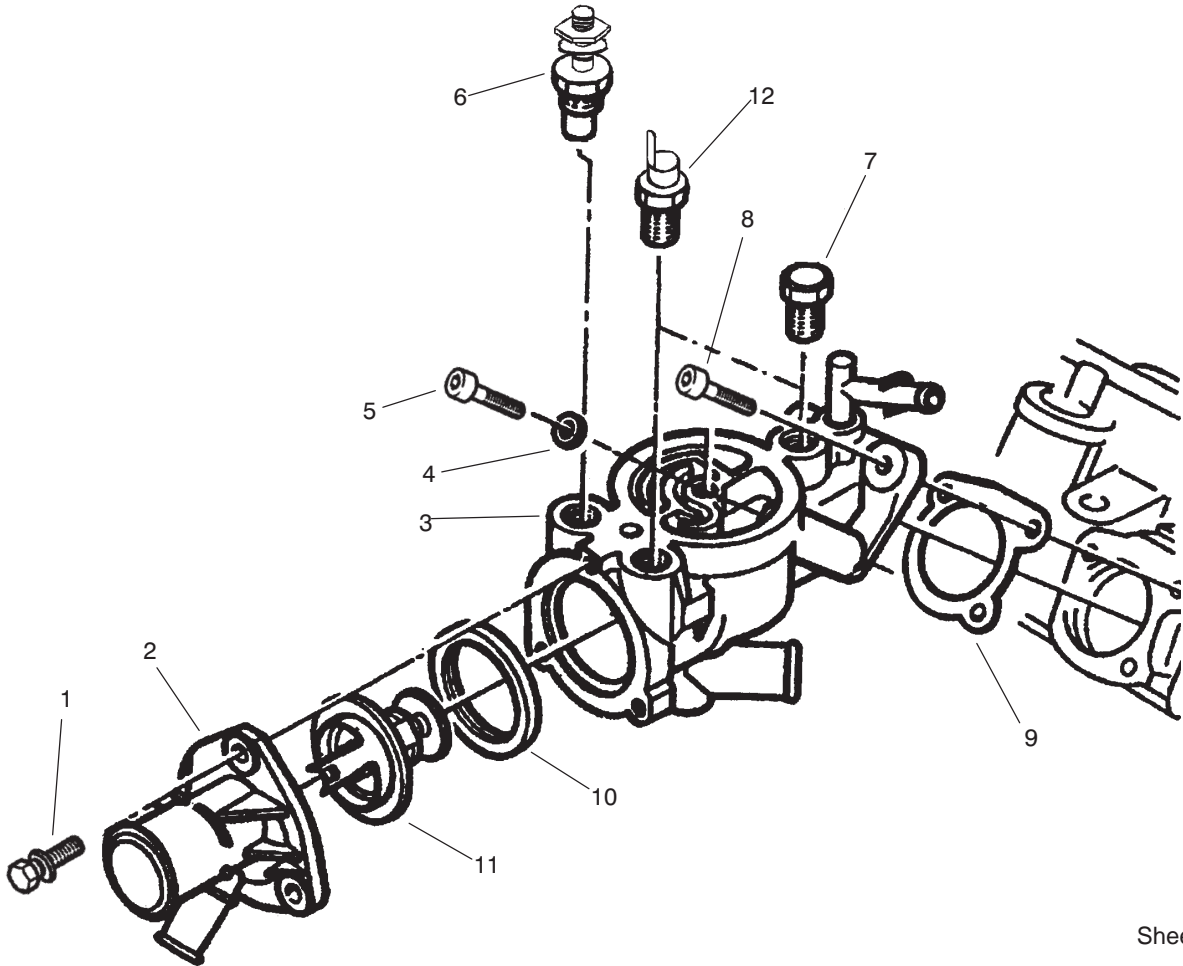
### Timing Cover Assembly

Ref. No.	Part No.	Qty.	Description
1	94-3132	2	Screw-HHF
2	94-3130	1	Screw-HH
3	94-3125	1	Washer-Plate
4	94-3129	1	Plug
5	94-3126	1	Protector-Lower
6	94-3133	1	Nut-w/Washer
7	94-3127	1	Timing Case-Left
8	94-3134	1	Nut
9	94-3128	1	Timing Case Right
10	94-3131	1	Screw-HH

Ref. No.	Part No.	Qty.	Description







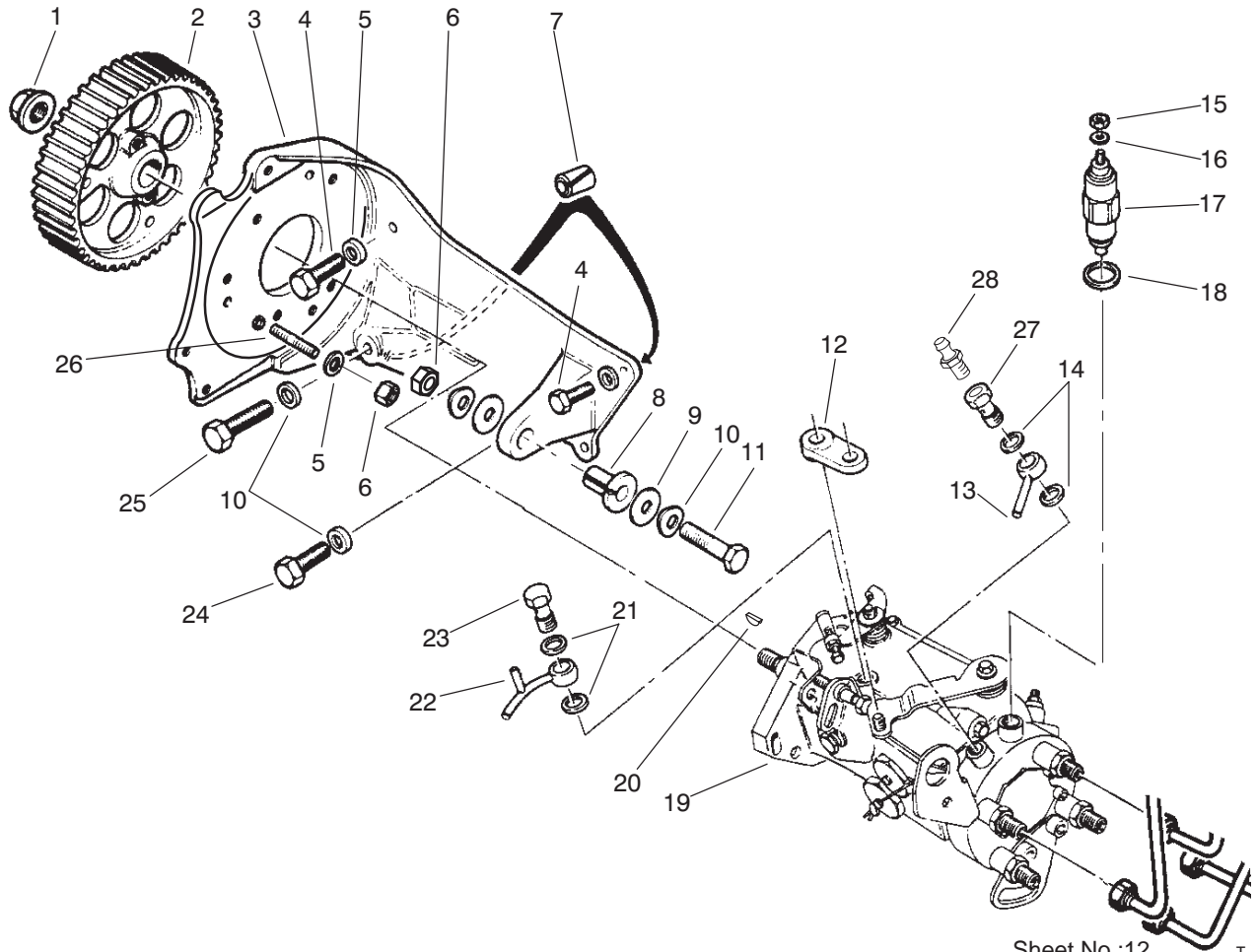
Sheet No.:10  
T-2143

### Collector Assembly

Ref. No.	Part No.	Qty.	Description
1	94-3131	3	Screw-HH
2	94-3208	1	Outlet Stub
3	94-3205	1	Outlet Box
4	94-3207	1	Ring
5	94-3214	1	Capscrew
6	76-5380	1	Temp Sending Unit
7	94-3212	1	Plug
8	94-3213	1	Capscrew
9	94-3206	1	Gasket
10	94-3210	1	Gasket
11	94-3209	1	Thermostat
12	76-5400	1	Switch - Temp 105 DEG C

Ref. No.	Part No.	Qty.	Description



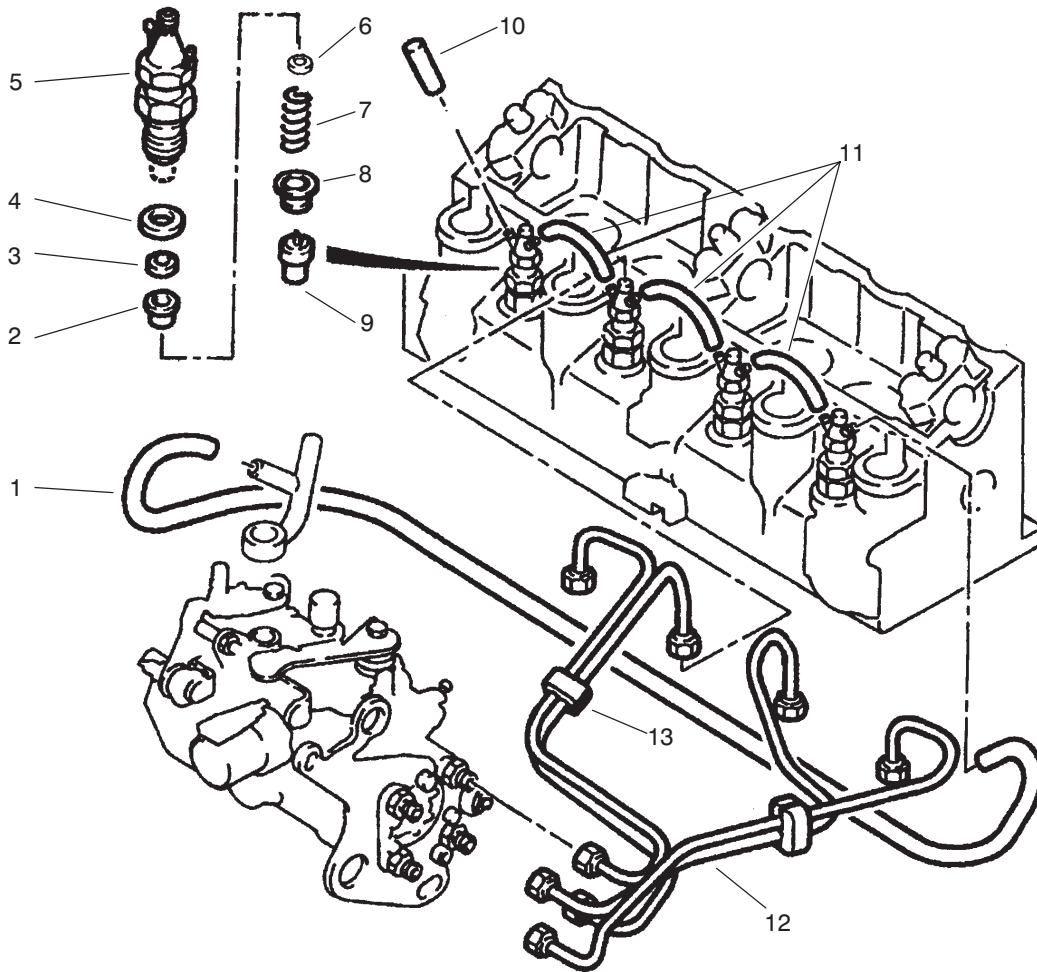


Sheet No.:12 T-2146

## Fuel Injection Pump Assembly

Ref. No.	Part No.	Qty.	Description
1	76-4950	1	Flange Nut
2	76-4940	1	Pump Pulley
3	94-3220	1	Bracket
4	94-3225	2	Screw-HH
5	76-4930	3	Washer
6	94-3165	4	Nut-Hex
7	74-8610	2	Spring Pin
8	74-8630	1	Flange Bushing
9	94-3224	2	Washer-Plate
10	94-3164	6	Washer-Spring
11	94-3221	1	Screw-HH
12	74-8650	1	Pacer
13	74-8670	1	Fuel Inlet ASM
14	74-8680	2	Gasket
15	94-3251	1	Nut-Lock
16	74-8710	1	Washer
17	93-5856	1	Solenoid Valve
18	94-3274	1	O-Ring
19	94-3219	1	Pump-Injection
20	94-3222	1	Key
21	74-8870	2	Gasket
22	94-3249	1	Outlet Tube
23	94-3250	1	Screw
24	94-3161	1	Screw-HH
25	94-3223	1	Screw-HH
26	76-4910	3	Stud

Ref. No.	Part No.	Qty.	Description
27	94-9969	1	Screw - Connection
28	94-9970	1	Screw - Purge



Sheet No.:13  
T-2145

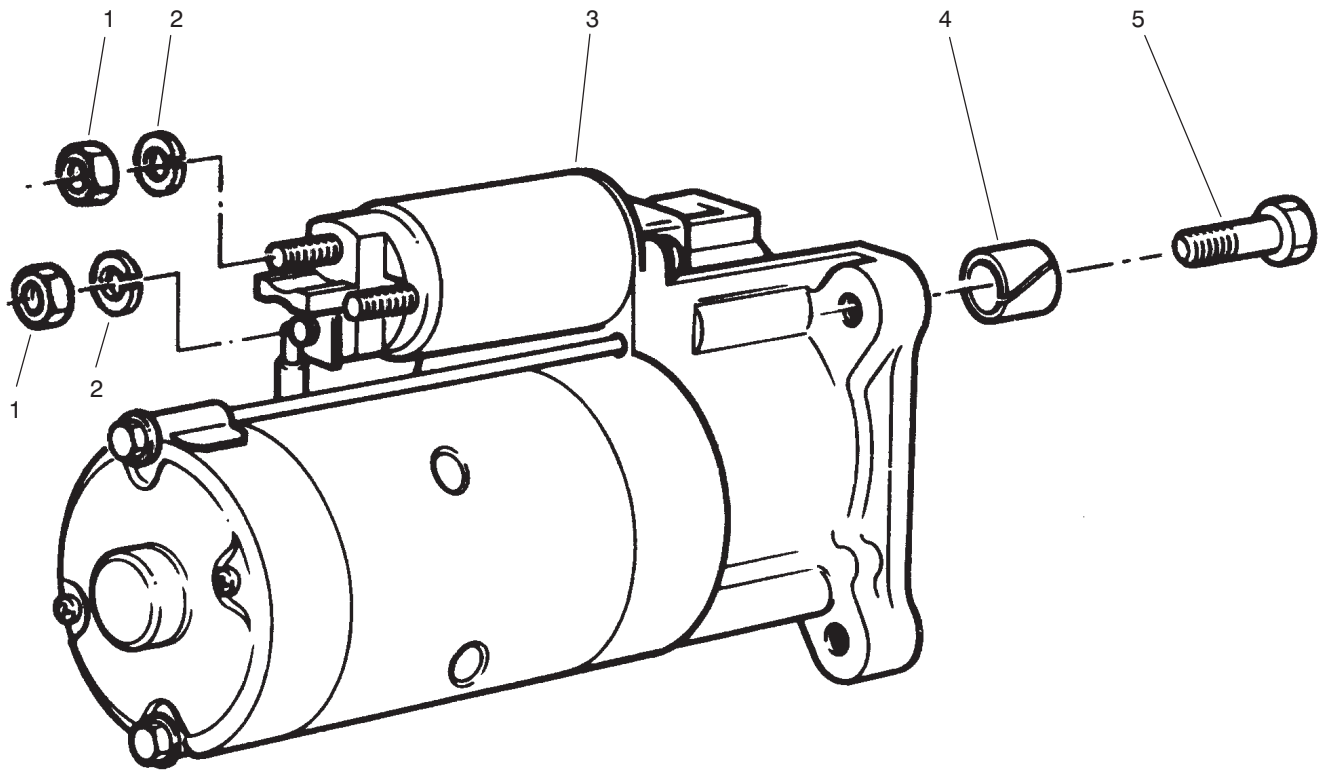
### Fuel Injector Assembly

Ref. No.	Part No.	Qty.	Description
1	94-3230	1	Hose – Injection
2	76-5540	4	Injector Bushing
3	76-5530	4	Washer
4	94-3226	4	Gasket-Injector
5	76-5520	4	Fuel Injector Holder
6	94-3232	4	Washer-Calibration (.79)
6	94-3233	4	Washer-Calibration (.82)
6	94-3234	4	Washer-Calibration (.85)
6	94-3235	4	Washer-Calibration (.88)
6	94-3236	4	Washer-Calibration (.91)
6	94-3237	4	Washer-Calibration (.94)
6	94-3238	4	Washer-Calibration (.97)
6	94-3239	4	Washer-Calibration (1.0)
6	94-3240	4	Washer-Calibration (1.03)
6	94-3241	4	Washer-Calibration (1.06)

Ref. No.	Part No.	Qty.	Description
6	94-3242	4	Washer-Calibration (1.30)
6	94-3243	4	Washer-Calibration (1.33)
6	94-3244	4	Washer-Calibration (1.36)
6	94-3245	4	Washer-Calibration (1.39)
6	94-3246	4	Washer-Calibration (1.42)
6	94-3247	4	Washer-Calibration (1.45)
6	94-3248	4	Washer-Calibration (1.48)
7	94-3228	4	Spring
8	94-3227	4	Spacer
9	94-8147	4	Nozzle – Injector
10	74-8770	1	Plug
11	94-3229	3	Hose – Injector
12	74-8750	1	Injection Tube Set
13	94-3231	2	Bracket
*14	76-5600	4	Fuel Injector ASM

\* Not illustrated



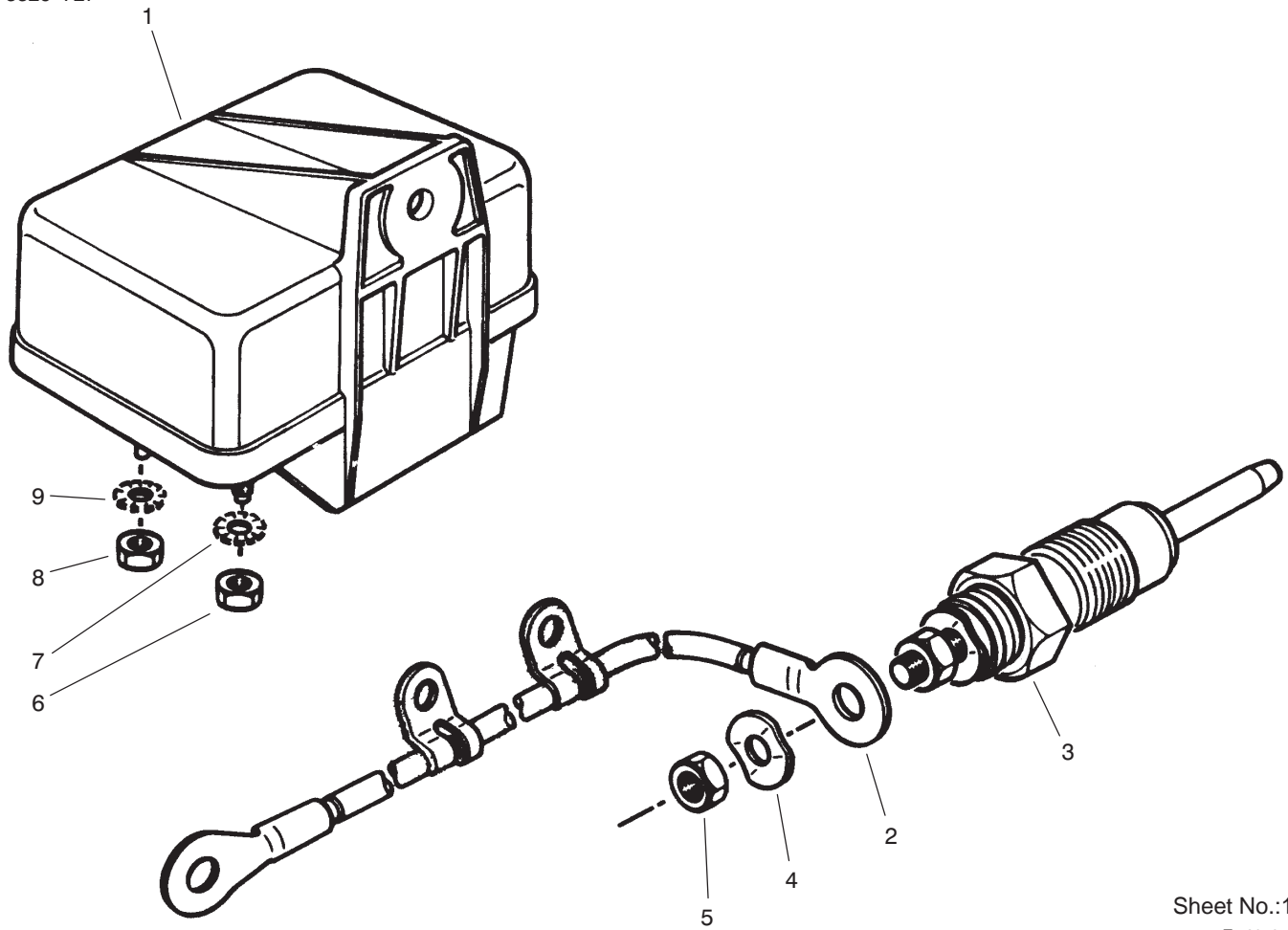


Sheet No.:15  
T-0968

### Starter Assembly

Ref. No.	Part No.	Qty.	Description
1	46-0330	2	Nut-Lock
2	76-5570	2	Lockwasher
3	94-3263	1	Starter
4	76-5590	1	Sleeve-Spring
5	48-7810	3	Screw

Ref. No.	Part No.	Qty.	Description



Sheet No.:16  
T-0972

### Glow Plug and Glow Relay Assembly

Ref. No.	Part No.	Qty.	Description
1	76-5260	1	Relay-Glow Plug
2	94-3265	4	Glow Plug Cable ASM
3	94-3264	4	Plug-Glow
4	76-5290	4	Spring Washer
5	94-3266	4	Nut
6	94-3267	1	Nut-Lock
7	76-5310	1	Washer
8	94-3251	1	Nut-Lock
9	74-8710	1	Washer

Ref. No.	Part No.	Qty.	Description



