



**Count on it.**

**Parts Catalog**

**Multi Pro® 1750**

**Turf Sprayer**

Model No. 41188—Serial No. 409000000 and Up



# Ordering Replacement Parts

To order replacement parts, please supply the part number, the quantity, and the description of each part desired.

## Understanding Reference Numbers

Each identified part in an illustration has a reference number. The reference number for a part also appears in the parts list, along with other information about the part.

This catalog uses two special reference number formats, one to indicate parts in a service assembly and another to indicate the quantity of a given part in an illustration.

## Service Assembly Reference Numbers

Parts in service assemblies have reference numbers in the form a:b. The a represents the reference number of the entire service assembly and the b represents a sequential number unique to each part within the service assembly.

For example, a wheel assembly might be identified by reference number 6, the tire by 6:1, the valve by 6:2, and the wheel by 6:3. When you order the assembly identified by reference number 6, you receive all parts identified by reference numbers 6:1, 6:2, and 6:3. However, you may also order any part individually. Reference numbers of this type appear in illustration and in parts lists.

## Reference Numbers Indicating Quantity

In an illustration, if a reference number indicates more than one part, the reference number has the form nX y. The n represents the quantity of the part, the X is the multiplication symbol, and the y represents the reference number.

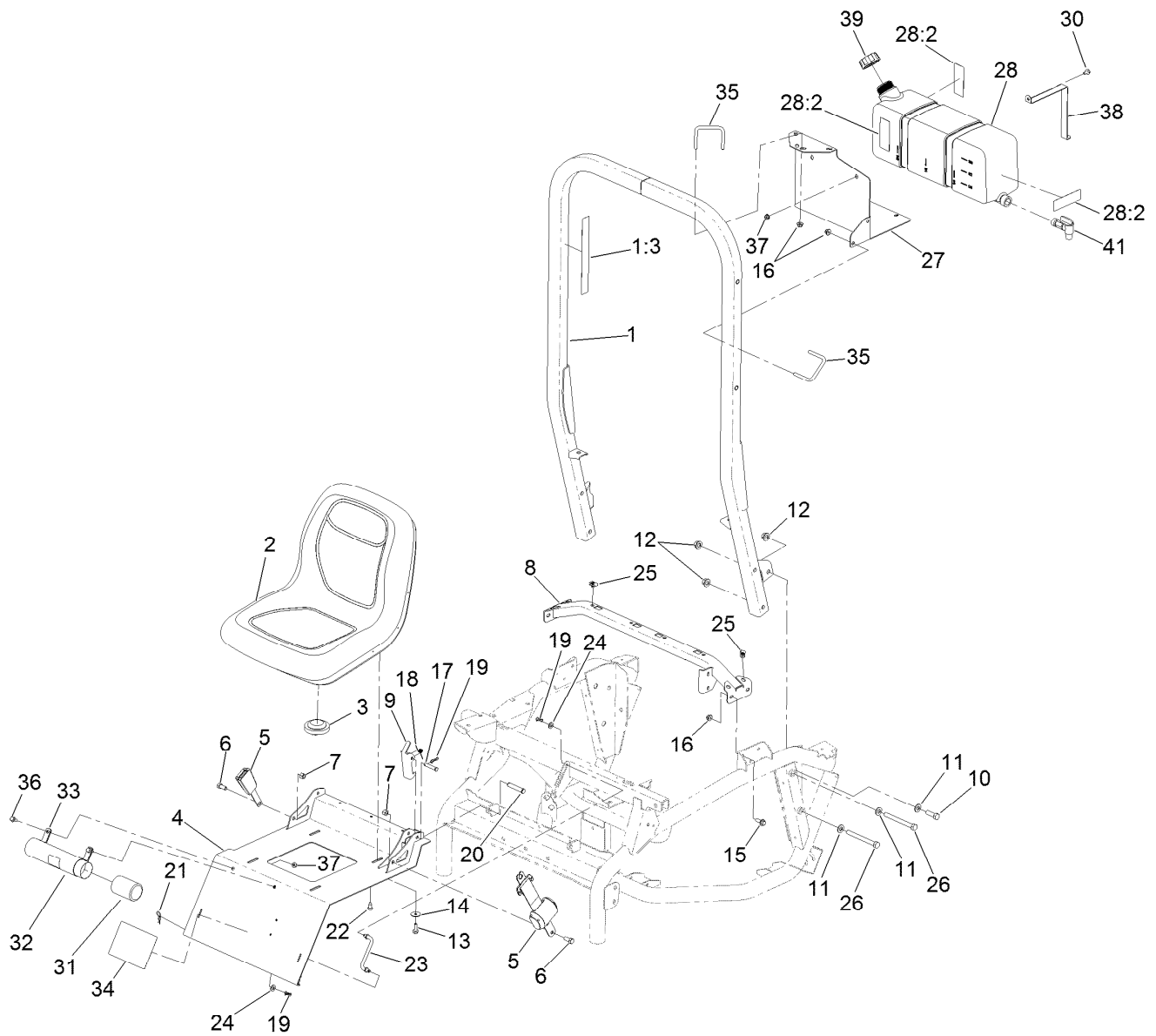
For example, in an illustration, the reference number 2X 37 means that two of the parts identified by reference number 37 are indicated.

# Contents

Roll-Over Protection System and Seat Assembly . . . . .	5
Frame Assembly . . . . .	6
Rear Drive Assembly . . . . .	7
Case Assembly Transaxle Assembly No. 120-7610 . . . . .	9
Center Plate Assembly Transaxle Assembly No. 120-7610 . . . . .	10
Main Shaft Assembly Transaxle Assembly No. 120-7610 . . . . .	11
Reduction Shaft Assembly Transaxle Assembly No. 120-7610 . . . . .	12
Reverse Shaft Assembly Transaxle Assembly No. 120-7610 . . . . .	13
Main Shift Assembly Transaxle Assembly No. 120-7610 . . . . .	14
Counter Shaft Assembly Transaxle Assembly No. 120-7610 . . . . .	15
Differential Gear Assembly Transaxle Assembly No. 120-7610 . . . . .	16
Differential Carrier Assembly Transaxle Assembly No. 120-7610 . . . . .	17
Differential Lock Assembly Transaxle Assembly No. 120-7610 . . . . .	18
Axle Shaft Assembly Transaxle Assembly No. 120-7610 . . . . .	19
Brake Caliper Assembly No. 127-7424 . . . . .	20
Brake Hydraulic Assembly . . . . .	21
Master Cylinder Assembly No. 104-6782 . . . . .	22
Front Suspension Assembly . . . . .	23
Hydraulic Cylinder Assembly No. 125-0720 . . . . .	26
Pedal Assembly . . . . .	27
Parking Brake Lever and Cable Assembly . . . . .	28
Control Console Mount Assembly . . . . .	29
Gear Shift and Drift Lock Control Assembly . . . . .	30
Shift Assembly No. 106-7887 . . . . .	31
Control Console Mount Assembly . . . . .	32
Hood, Dash and Headlight Assembly . . . . .	33
Seat Base and Front Fender Assembly . . . . .	34
Hydraulic Steering Assembly . . . . .	35
Hydraulic Pump Assembly No. 121-6545 . . . . .	37
Steering Valve Assembly No. 138-6100 . . . . .	38
Boom Lift Hydraulic Assembly . . . . .	39
Hydraulic Cylinder Assembly No. 117-0701 . . . . .	40
On-Off Boom Lift Valve Assembly No. 136-2400 . . . . .	41
Engine Mounting Assembly . . . . .	42
Pump Assembly No. 137-4231 . . . . .	44
Exhaust Assembly . . . . .	45
Fuel Tank, Filter and Line Assembly . . . . .	46
Fuel Tank Assembly No. 115-9048 . . . . .	47
Driveshaft Connection Assembly . . . . .	48
Driveshaft Assembly No. 119-6040 . . . . .	49
Clutch and Bell Housing Assembly . . . . .	50
Spray Tank Assembly . . . . .	51
Tank Assembly No. 121-6491 . . . . .	52
Spray Tank Lid Assembly No. 138-6283 . . . . .	53
Filter Assembly No. 130-7096 . . . . .	54
Spray Tank Valve Assembly . . . . .	55
Flow Meter Assembly No. 138-6128 . . . . .	56
Section Valve Manifold Assembly . . . . .	57
On/Off Manifold Valve Kit No. 127-9803 . . . . .	58
On/Off Actuator Kit No. 131-3723 . . . . .	59
Bypass Valve Assembly No. 127-9805 . . . . .	60
Agitation Valve Assembly . . . . .	61
Regulating Valve Body Assembly No. 127-9804 . . . . .	62
Manifold Valve Kit No. 131-7256 . . . . .	63

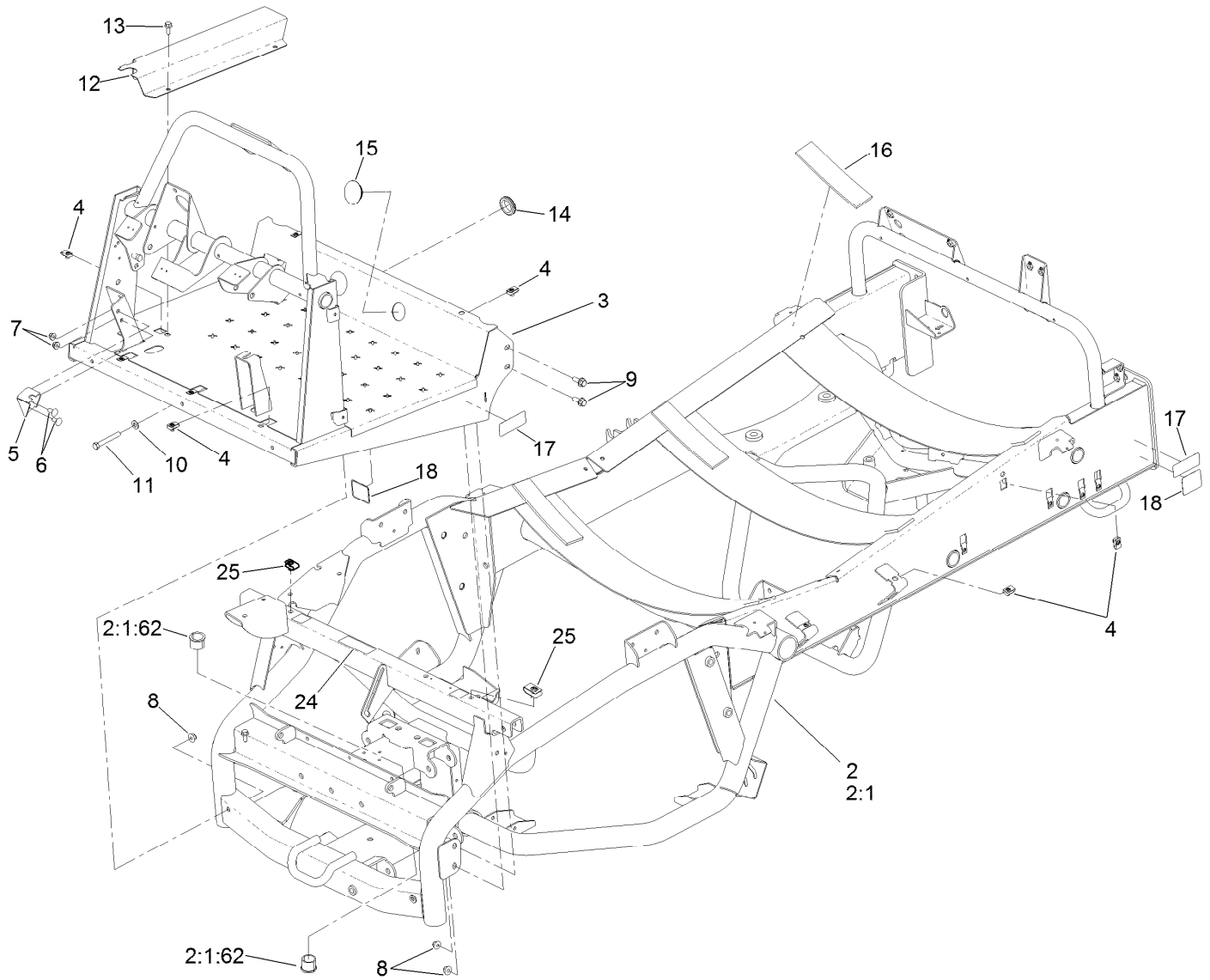
# Contents (continued)

Actuator Regulating Valve No. 131-3724 .....	64
Pressure Filter Assembly No. 131-3791 .....	65
Manifold Valve Kit No. 131-0253 .....	66
Hose Assembly .....	67
Main Wiring Harness and Battery Assembly .....	69
Center Boom Mount Assembly .....	70
RH Single Body Turret Assembly No. 108-3726 .....	72
Double Turret Body Assembly No. 108-3727 .....	73
LH Single Turret Body Assembly No. 108-3725 .....	74
Left and Right Hand Boom Pivot Assembly .....	75
Boom Pivot Assembly .....	76
Left and Right Hand Boom Assembly .....	77
Attachments and Accessories .....	78



## Roll-Over Protection System and Seat Assembly

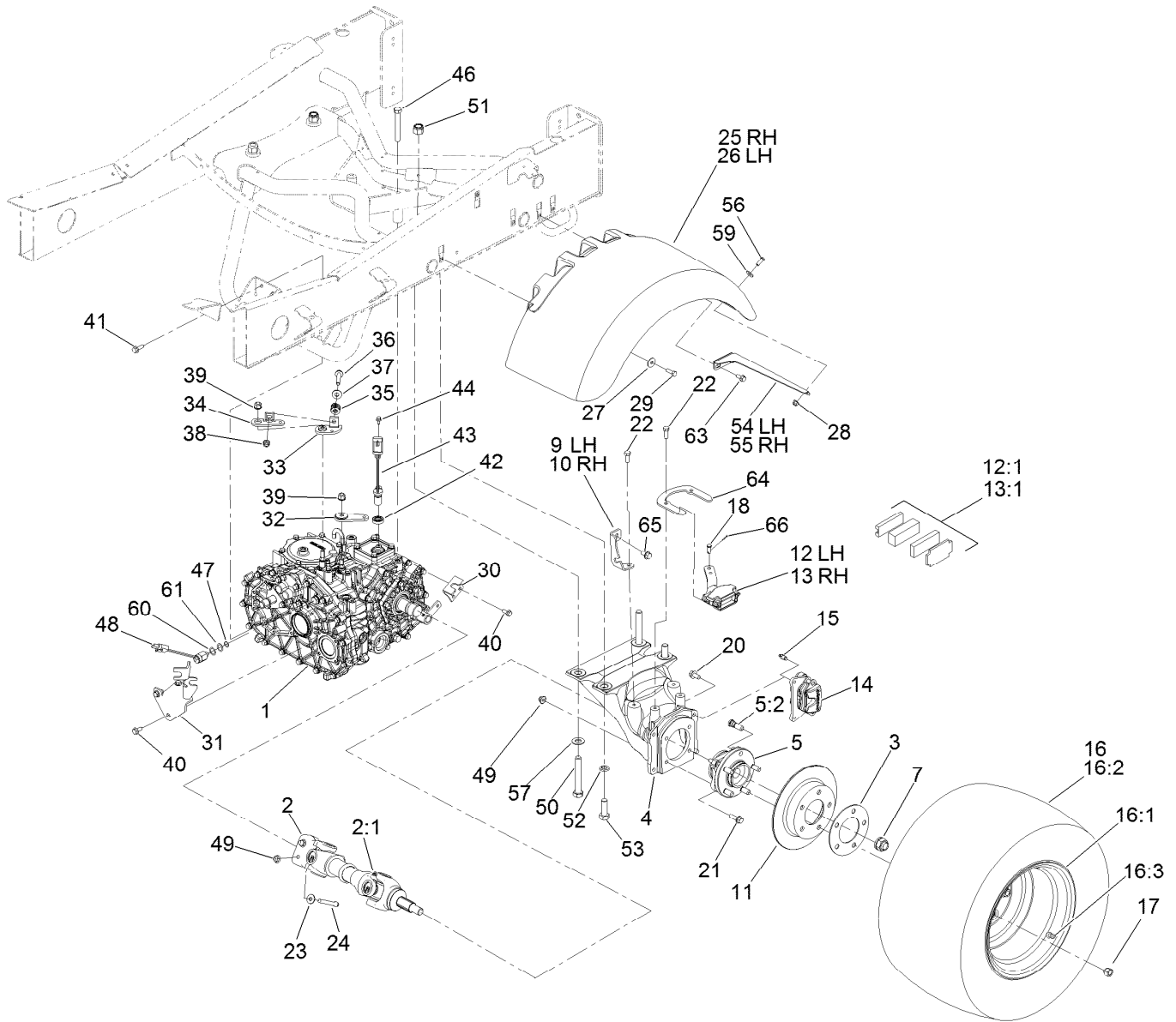
Ref.	Part Number	Qty.	Description	Ref.	Part Number	Qty.	Description
1	127-3918	1	ROPS ASM	21	3290-467	2	Pin-Hair
1:3	127-3939	1	Decal-ROPS	22	87-8460	3	Bumper-Rubber
2	112-2923	1	Seat ASM	23	125-0909	1	Rod-Prop, Seat
3	100-3524	1	Switch-Seat	24	3256-24	2	Washer-Flat
4	125-0872-03	1	Plate-Seat	25	94-2413	3	Nut-U
5	110-0413	1	Seatbelt-Retractable	26	325-19	4	Screw-HH
6	3212-4	2	Screw-HH	27	131-5797-03	1	Mount-Tank, Eye Wash
7	3296-7	2	Nut-Lock	28	132-7745	1	Fresh Water Tank ASM
8	125-0910-03	1	Crossmember-Seat	28:2	120-0616	3	Decal-Water, Fresh
9	125-0916	1	Latch-Seat	30	3234-7	4	Screw-HHF
10	325-6	2	Screw-HH	31	104-7048	1	Cap-Housing
11	3256-26	6	Washer-Flat	32	104-7050	1	Tube-Manual
12	99-5107	6	Nut-Lock	33	2412-133	2	Clamp-R
13	33104-025	4	Screw-HHF	34	133-0382	1	Decal-Service/Maintenance
14	3256-57	4	Washer-Flat	35	119-6727	2	U-Bolt
15	3234-42	4	Screw-HHF	36	3234-47	2	Screw-HHF
16	104-8301	8	Nut-HF, NI	37	104-8300	6	Nut-HF, NI
17	283-82	1	Pin-Clevis	38	132-7628-03	2	Band-Tank, Eye Wash
18	104-4821	1	Spring-Torsion	39	137-4291	1	Cap-Tank, Fresh Water
19	119-1415	3	Pin-Cotter, Locking	41	100-7011	1	Spigot-90 DEG
20	100-6541	2	Pin-Clevis				



## Frame Assembly

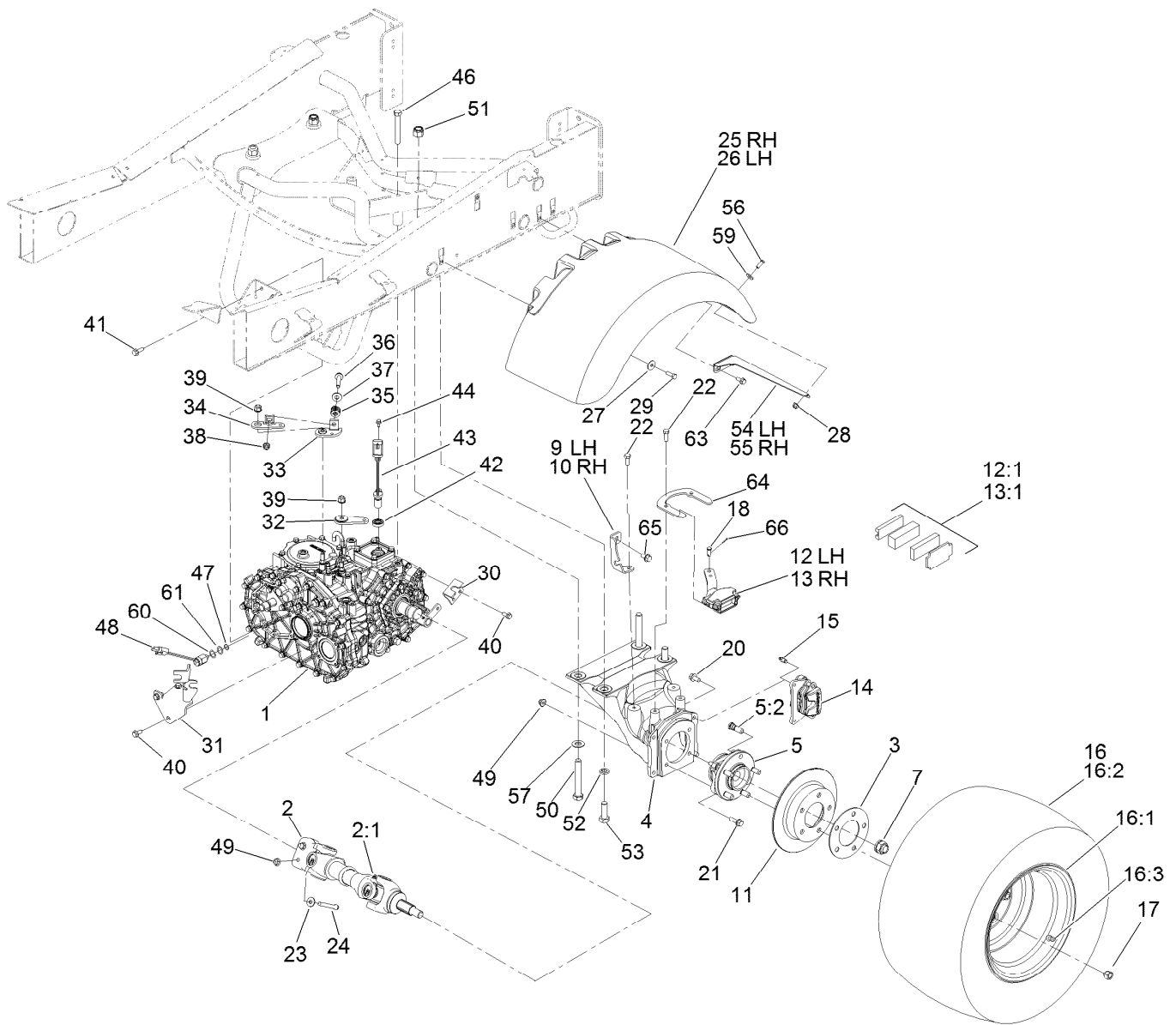
Ref.	Part Number	Qty.	Description	Ref.	Part Number	Qty.	Description
2	121-6501-03	1	Frame ASM	11	323-13	2	Screw-HH
2:1		1	Frame ●	12	125-0871-03	1	Cover-Hose
2:1:62	104-0015	2	Bushing-Flange	13	3234-47	2	Screw-HHF
3	125-0812-03	1	Platform	14	240-3	2	Grommet-Rubber
4	94-2413	19	Nut-U	15	121-3397	2	Plug-Grommet
5	106-2421	1	Bracket-Mount, Cable	16	125-8094	6	Pad-Tank
6	3230-23	2	Bolt-CARR	17	106-9206	4	Decal-Torque, Wheel
7	104-8300	2	Nut-HF, NI	18	125-6694	3	Decal-Tie Down
8	104-8301	6	Nut-HF, NI	24	133-8062	1	Decal-Arrestor, Spark
9	3234-42	4	Screw-HHF	25	115-7721	2	Nut-Clip, U
10	3256-24	2	Washer-Flat				

● Not serviced separately



## Rear Drive Assembly

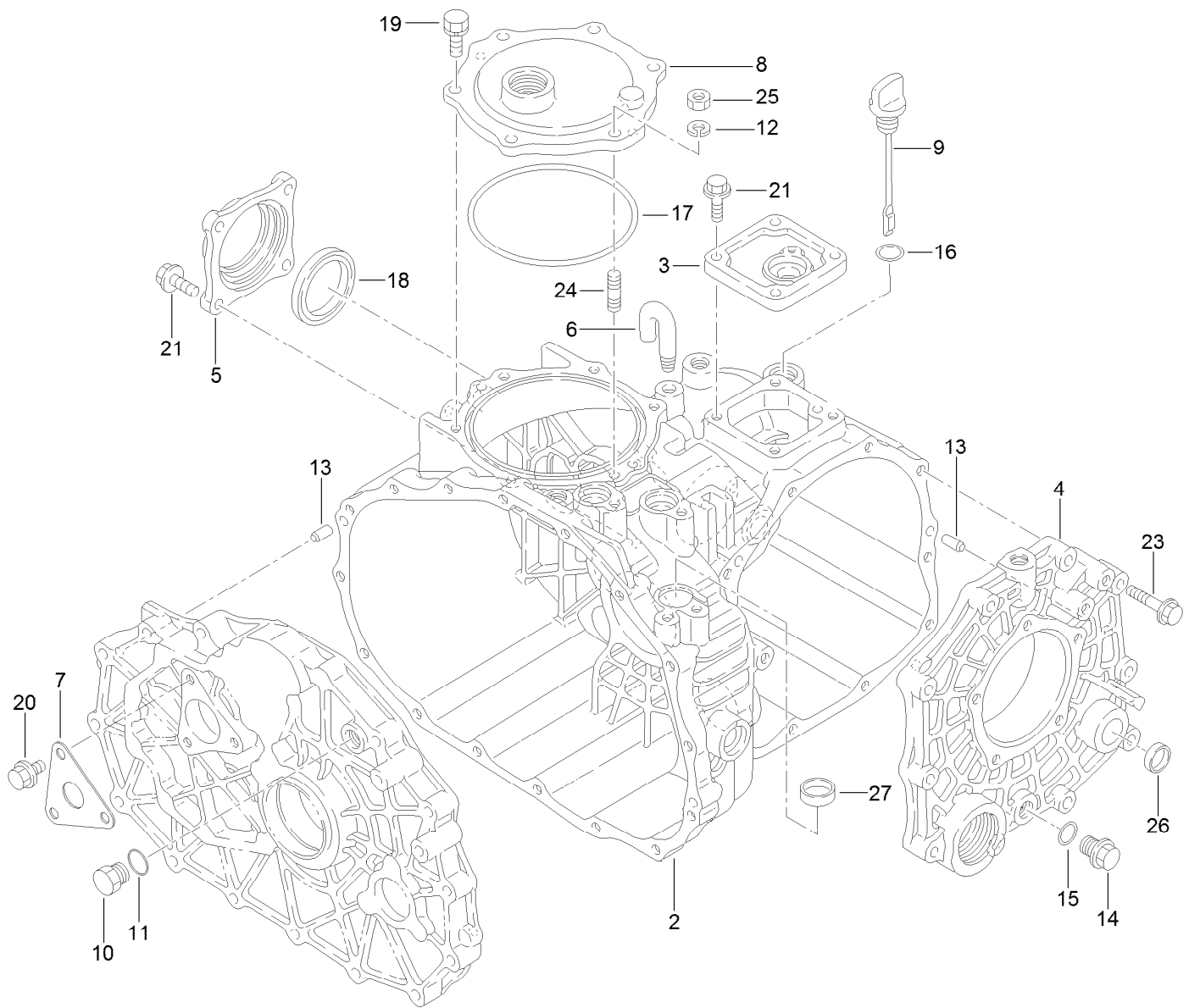
Ref.	Part Number	Qty.	Description	Ref.	Part Number	Qty.	Description
1	120-7610	1	Transaxle ASM	17	242-50	10	Nut-Lug
2	138-5600	1	Driveshaft ASM	18	283-85	2	Pin-Clevis
2:1	302-5	2	Fitting-Grease	20	3234-1	4	Screw-HHF
3	144-6172-03	2	Spacer-Wheel	21	3234-24	8	Screw-HHF
4	131-4311	2	Axle-Housing	22	323-6	6	Screw-HH
5	121-9751	2	Hub-Bearing, Wheel	23	80-6990	4	Washer-Hardened
5:2	121-9752	5	Stud-Wheel	24	98-2939	4	Screw-Cap
7	115-2164	2	Nut-Spindle	25	112-6805	1	Fender-RH
9	131-4362-03	1	Bracket-Cable, LH	26	112-6806	1	Fender-LH
10	131-4346-03	1	Bracket-Cable, RH	27	3256-82	6	Washer-Flat
11	114-8351	2	Rotor-Brake	28	104-8300	2	Nut-HF, NI
12	114-8365	1	Caliper-Mechanical, LH	29	322-5	6	Screw-HH
12:1	115-7847	1	Parking Brake Pad Kit	30	87-4470	1	Bracket-Lock, Differential
13	114-8366	1	Caliper-Mechanical, RH	31	107-8749-0P	1	Bracket-Cable, Welded
13:1	115-7847	1	Parking Brake Pad Kit	32	87-7960	1	Lever-Shift
14	127-7424	2	Brake Caliper ASM	33	87-7970	1	Arm-Shift
15	119-9509	2	Screw-Bleed	34	87-8250	1	Plate-Arm, Shift
16	117-4838	2	Tire And Wheel ASM	35	87-6910	1	Spring-Compression
16:1	114-8259	1	Wheel	36	66-9302	1	Screw-HHF Lock
16:2	110-5132	1	Tire	37	3256-4	1	Washer-Flat
16:3	232-27	1	Stem-Valve	38	3290-357	1	Nut-HSF



## Rear Drive Assembly (continued)

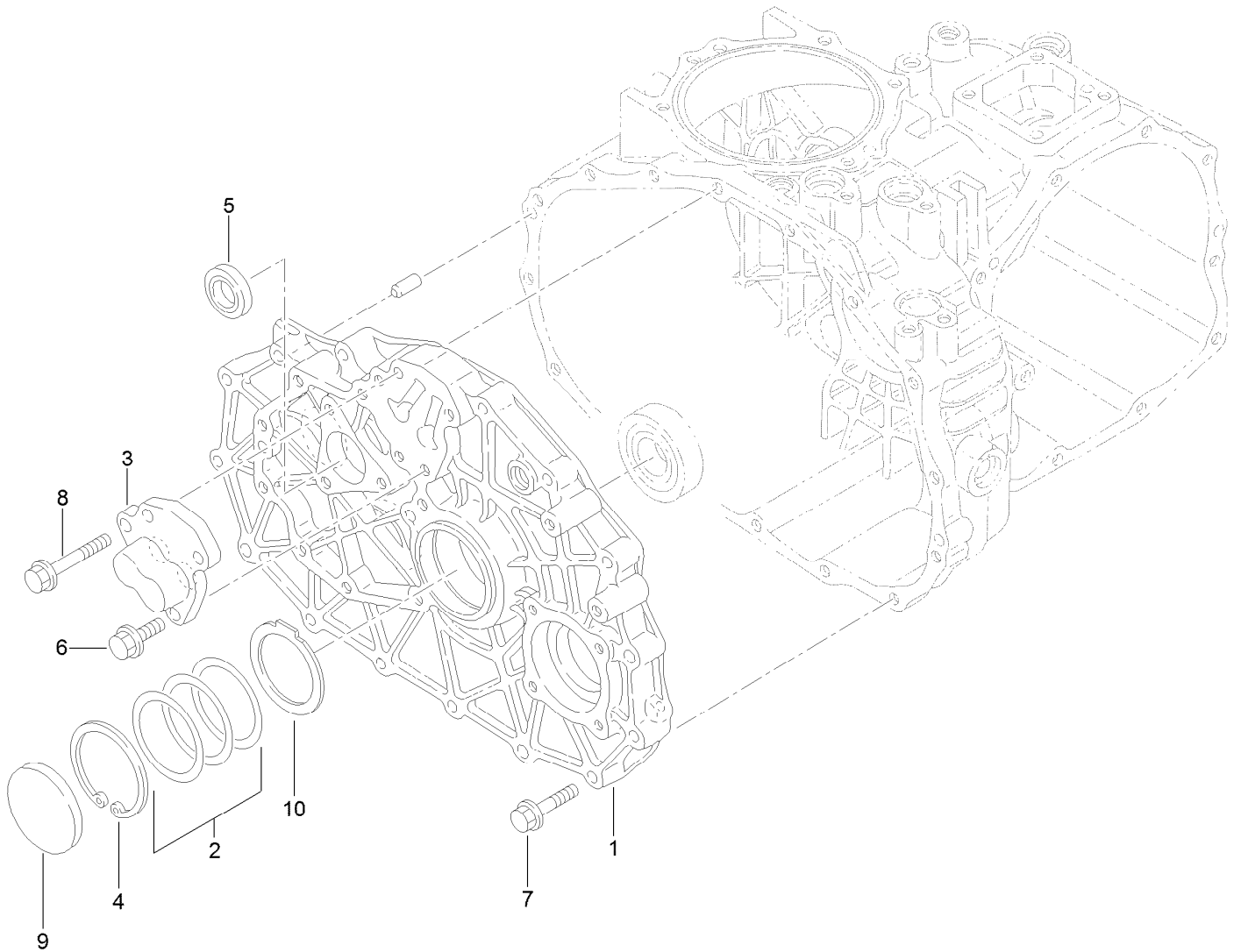
Ref.	Part Number	Qty.	Description	Ref.	Part Number	Qty.	Description
39	103-9511	2	Nut-Lock, NI	53	327-5	4	Screw-HH
40	98-7977	5	Screw-HHF	54	125-7959-03	1	Bracket-Fender
41	33104-025	4	Screw-HHF	55	125-7960-03	1	Bracket-Fender
42	92-3735	1	Seal-Sensor, Oil	56	3274-32	2	Screw-HSBH
43	120-4800	1	Sensor-Geartooth	57	3256-27	4	Washer-Flat
44	33103-012	1	Screw-HHF	59	3256-71	2	Washer-Flat
46	33116-090	2	Screw-HH	60	125-8106	1	Shim
47	237-30	1	O-Ring	61	125-8107	1	Shim
48	87-6710	1	Switch-Transmission	63	3234-47	4	Screw-HHF
49	104-8301	12	Nut-HF, NI	64	131-4257-0P	2	Support-Park Brake
50	327-29	4	Screw-HH	65	110-9380	2	Screw-HWH
51	127-3958	4	Nut-Lock, NI	66	3272-6	2	Pin-Cotter
52	3253-23	4	Washer-Lock				





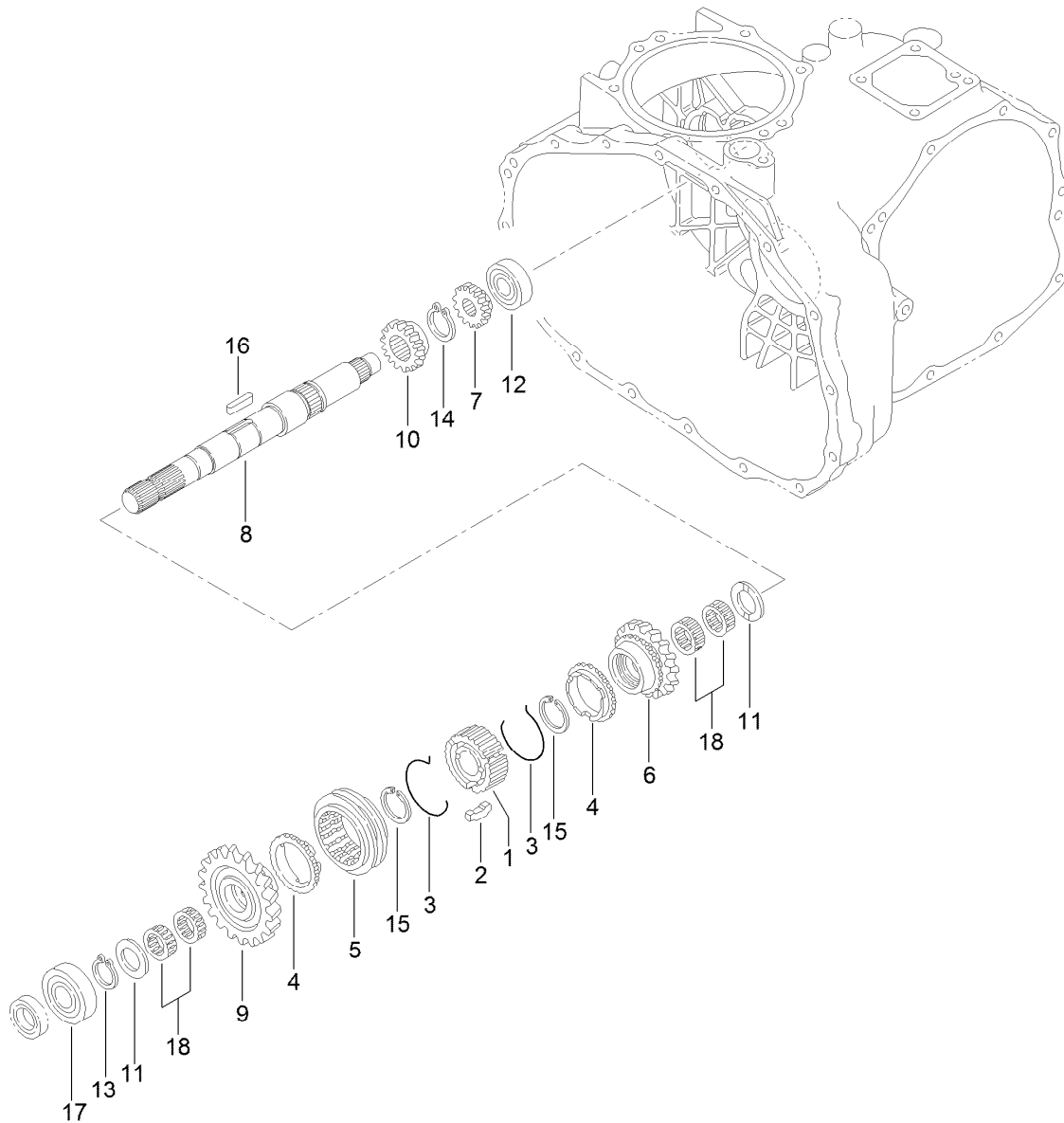
## Case Assembly Transaxle Assembly No. 120-7610

<i>Ref.</i>	<i>Part Number</i>	<i>Qty.</i>	<i>Description</i>	<i>Ref.</i>	<i>Part Number</i>	<i>Qty.</i>	<i>Description</i>
2	92-0651	1	Case-Transmission	15	92-0787	1	O-Ring
3	92-3736	1	Cover ASM	16	92-0788	1	O-Ring
4	92-0653	1	Cover-Side	17	92-0790	1	O-Ring
5	92-0655	1	Cover-Seal, Axle	18	92-0793	1	Seal-Oil
6	127-3925	1	Breather	19	92-0796	5	Bolt
7	100-8594	1	Cover-Shaft, Input	20	100-6928	3	Bolt
8	100-8595	1	Cover-PTO	21	33114-025	8	Screw-HH
9	92-0662	1	Cap-Oil	23	33114-040	10	Screw-HH
10	100-6924	1	Plug	24	92-0804	1	Stud
11	100-6925	1	Packing	25	48-7930	1	Nut
12	92-0762	1	Washer-Spring	26	100-6926	1	Cap-Sealing
13	92-0765	4	Pin-Parallel	27	100-6927	1	Cap-Sealing
14	92-0773	1	Plug-Drain				



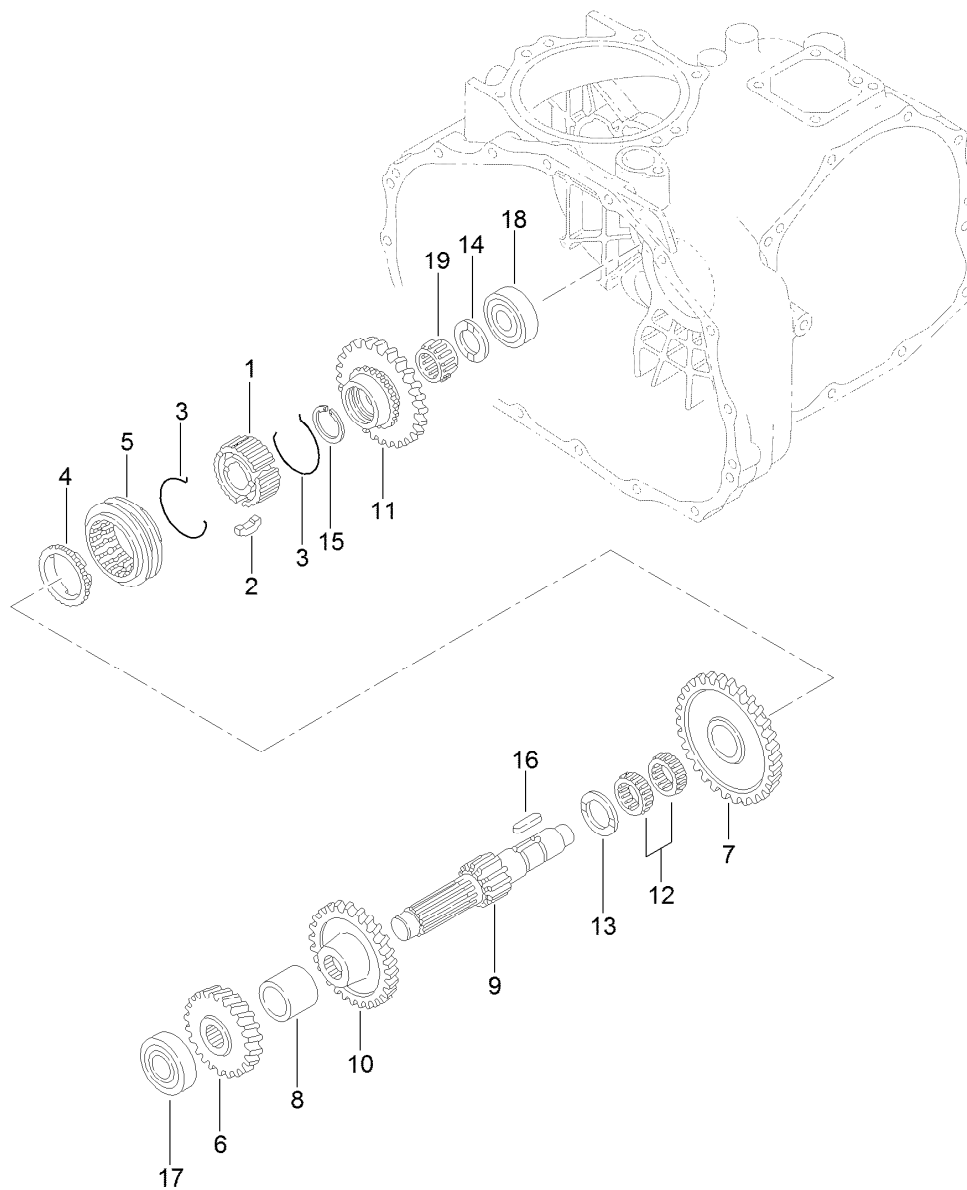
## Center Plate Assembly Transaxle Assembly No. 120-7610

<i>Ref.</i>	<i>Part Number</i>	<i>Qty.</i>	<i>Description</i>
1	100-4461	1	Plate-Center
2	100-4460	1	Shim-Set
3	92-0706	1	Shaft-Fork
4	92-0759	1	Ring-Snap
5	92-0791	1	Seal-Oil
6	33114-025	3	Screw-HH
7	33114-040	15	Screw-HH
8	48-7560	1	Bolt-HH
9	92-0807	1	Cap-Sealing
10	100-4465	1	Shim (W/Tab)



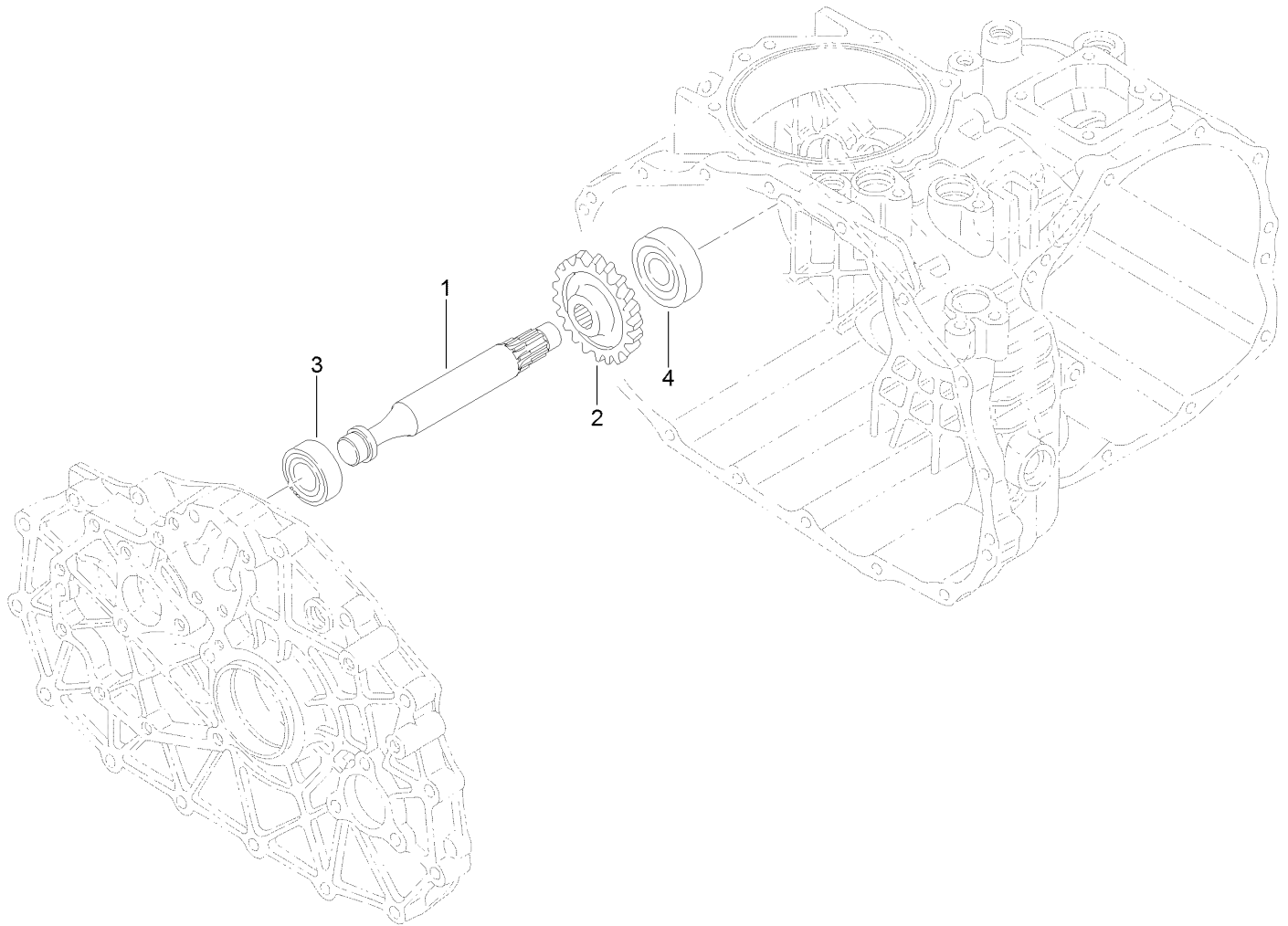
## Main Shaft Assembly Transaxle Assembly No. 120-7610

<i>Ref.</i>	<i>Part Number</i>	<i>Qty.</i>	<i>Description</i>	<i>Ref.</i>	<i>Part Number</i>	<i>Qty.</i>	<i>Description</i>
1	92-0664	1	Hub-Synchro	10	100-8598	1	Gear-Main, 20 Tooth
2	92-0665	3	Key-Synchro	11	92-0740	2	Washer-Thrust
3	92-0666	2	Spring-Synchro	12	92-0650	1	Bearing
4	92-0667	2	Ring-Synchro	13	92-0753	1	Ring-Snap
5	92-0668	1	Shifter-Synchro	14	92-0754	1	Ring-Snap
6	127-3926	1	Gear-Main, 23T	15	92-0763	2	Ring-Snap
7	92-0673	1	Gear-Main, 14 Tooth	16	92-0772	1	Key
8	100-8596	1	Shaft-Main	17	251-8	1	Bearing-Ball
9	108-3694	1	Gear-Main, 36T	18	92-0781	4	Bearing-Needle



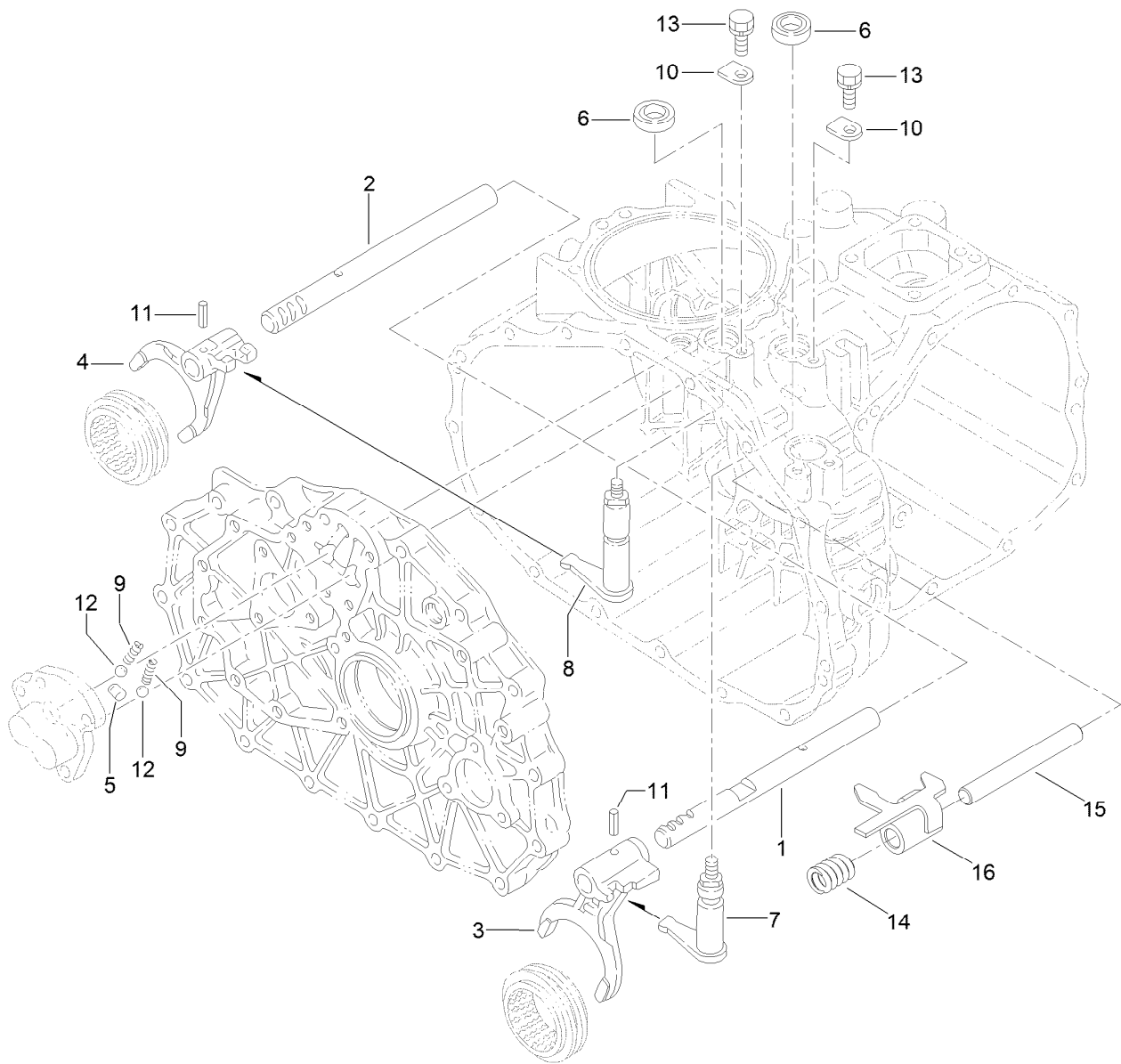
## Reduction Shaft Assembly Transaxle Assembly No. 120-7610

<i>Ref.</i>	<i>Part Number</i>	<i>Qty.</i>	<i>Description</i>	<i>Ref.</i>	<i>Part Number</i>	<i>Qty.</i>	<i>Description</i>
1	92-0664	1	Hub-Synchro	11	92-0819	1	Gear-Reduction, 40 Tooth
2	92-0665	3	Key-Synchro	12	92-0681	2	Bearing-Needle
3	92-0666	2	Spring-Synchro	13	92-0682	1	Washer-Thrust
4	92-0667	1	Ring-Synchro	14	92-0740	1	Washer-Thrust
5	92-0668	1	Shifter-Synchro	15	92-0763	1	Ring-Snap
6	100-8599	1	Gear-Red, 25 Tooth	16	92-0772	1	Key
7	108-3697	1	Gear-Reduction, 47T	17	105-7985	1	Bearing
8	100-8601	1	Collar	18	92-0778	1	Bearing
9	127-3927	1	Shaft-Reduction	19	92-0782	1	Bearing-Needle
10	127-3928	1	Gear-Reduction, 31T				



## Reverse Shaft Assembly Transaxle Assembly No. 120-7610

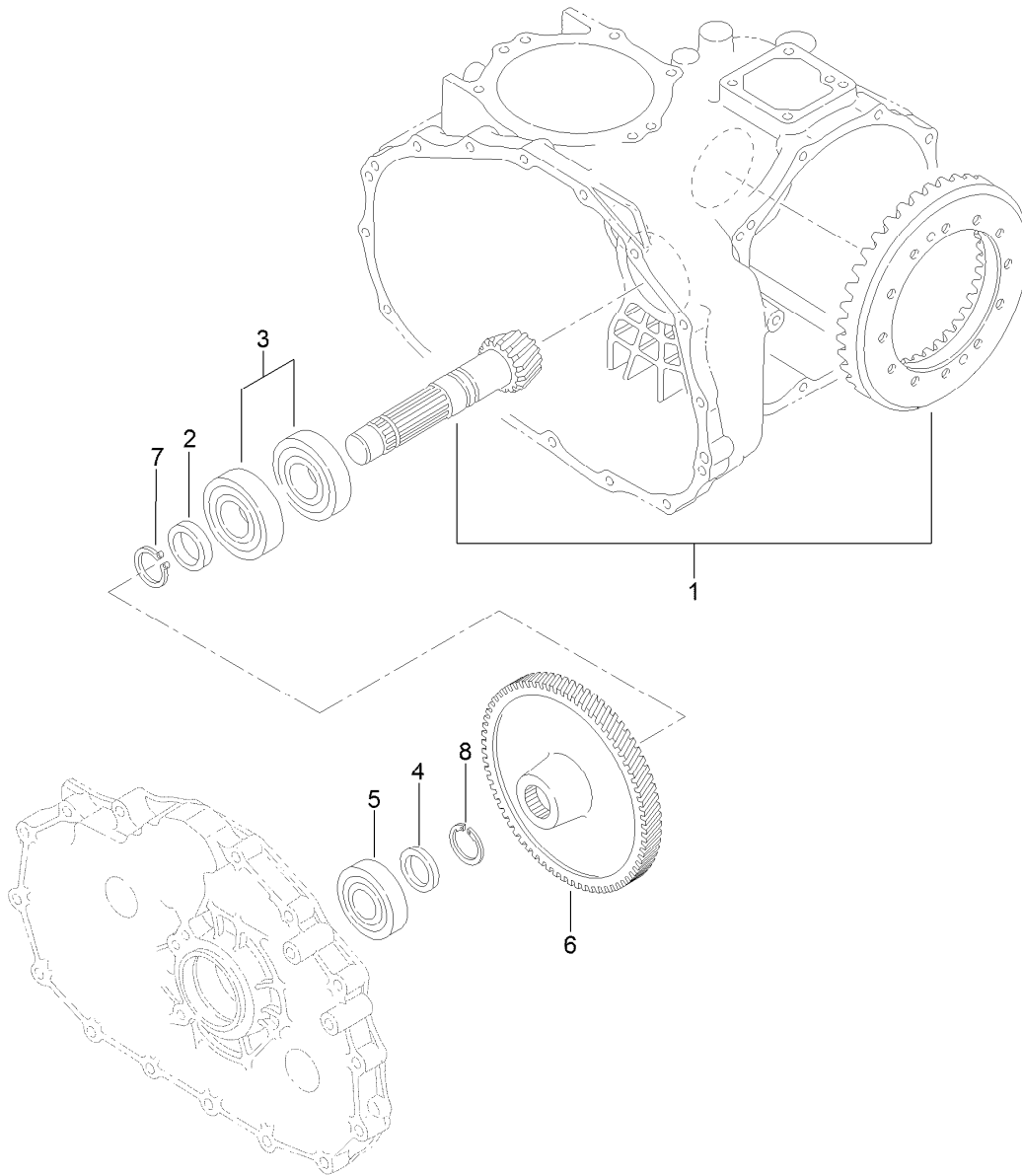
<i>Ref.</i>	<i>Part Number</i>	<i>Qty.</i>	<i>Description</i>
1	100-8602	1	Shaft-Idler, Reverse
2	92-0684	1	Gear-Reverse, 33 Tooth
3	251-346	1	Bearing-Ball
4	92-0778	1	Bearing



## Main Shift Assembly Transaxle Assembly No. 120-7610

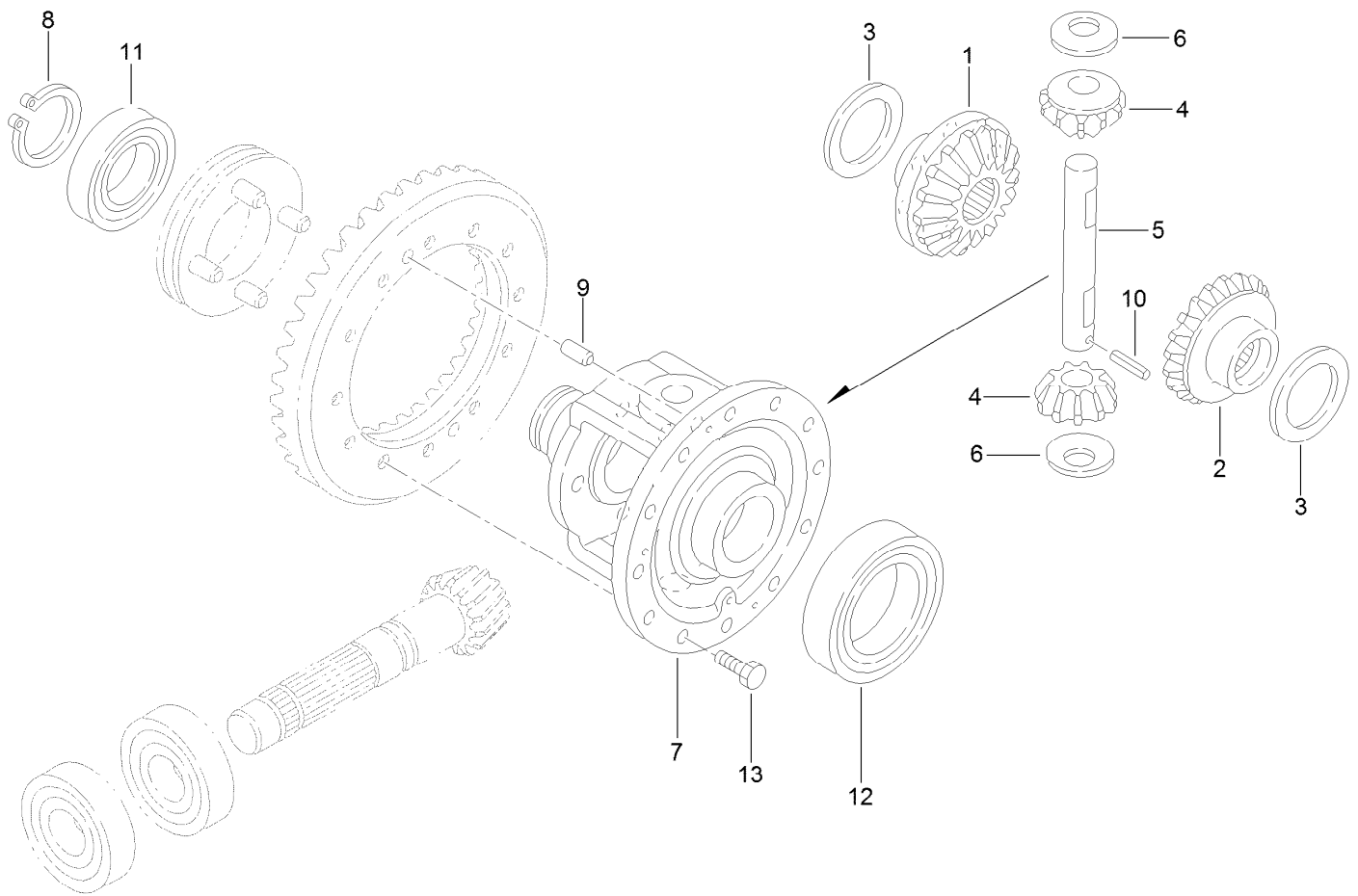
<i>Ref.</i>	<i>Part Number</i>	<i>Qty.</i>	<i>Description</i>	<i>Ref.</i>	<i>Part Number</i>	<i>Qty.</i>	<i>Description</i>
1	92-0698	1	Shaft-Fork	9	92-0731	2	Spring
2	92-0699	1	Shaft-Fork	10	92-0732	2	Plate-Keeper
3	92-0700	1	Fork-Shift	11	92-0769	2	Pin-Roll
4	92-0701	1	Fork-Shift	12	92-0785	2	Ball-Steel
5	92-0705	1	Lock-Spindle	13	33114-016	2	Screw-HH
6	92-0729	2	Seal-Oil	14	127-3931	1	Spring-Switch ●
7	127-3929	1	Arm-Shift	15	127-3932	1	Shaft-Switch ●
8	127-3930	1	Arm-Shift	16	127-3933	1	Plate-Switch ●

● Not illustrated



## Counter Shaft Assembly Transaxle Assembly No. 120-7610

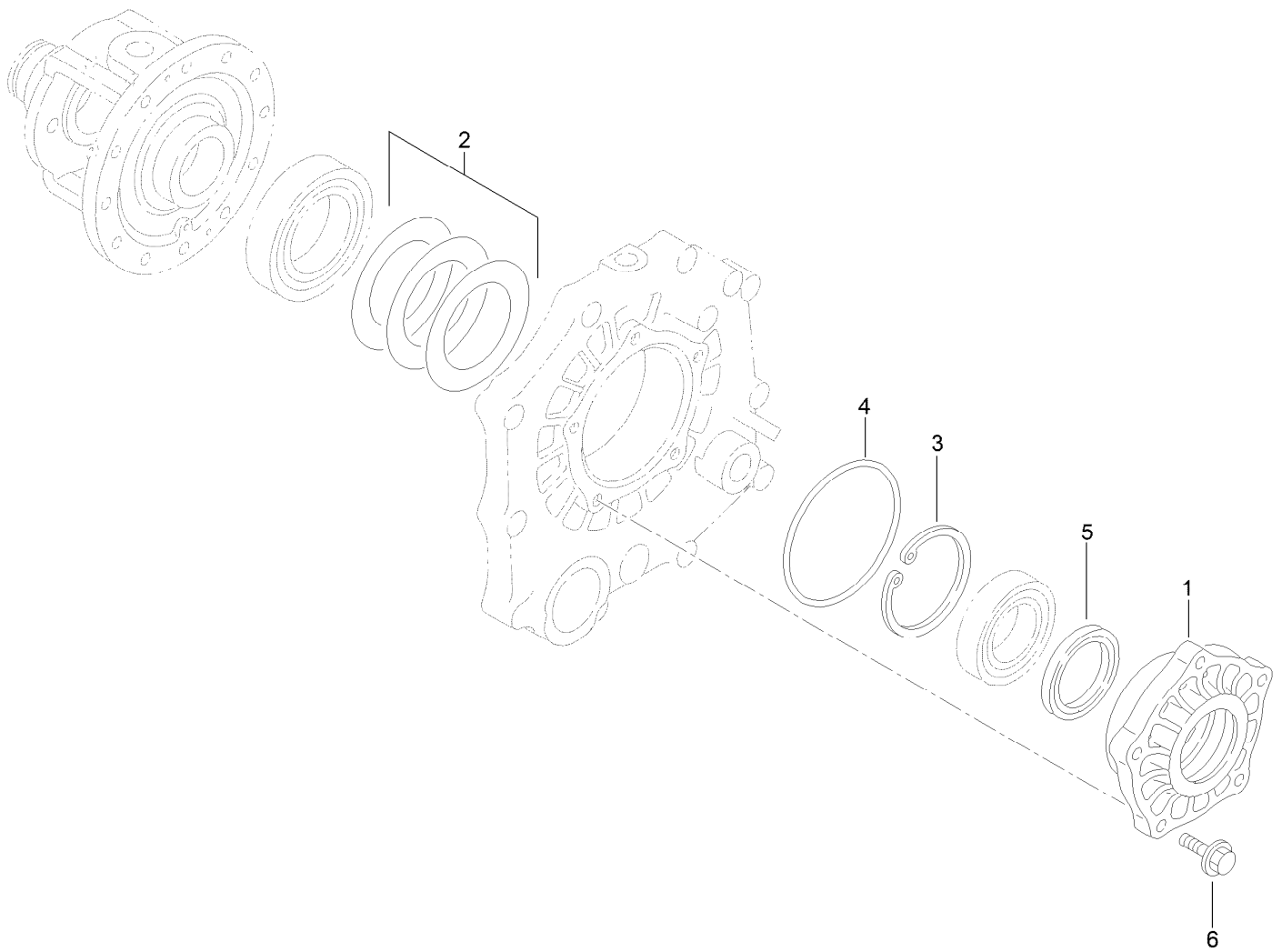
<i>Ref.</i>	<i>Part Number</i>	<i>Qty.</i>	<i>Description</i>
1	92-0710	1	Gear-Ring
2	92-0713	1	Collar
3	92-0714	2	Bearing
4	92-0716	1	Collar
5	92-0712	1	Bearing-Ball
6	100-8603	1	Gear-Count
7	92-0755	1	Ring-Snap
8	92-0764	1	Ring-Snap



## Differential Gear Assembly Transaxle Assembly No. 120-7610

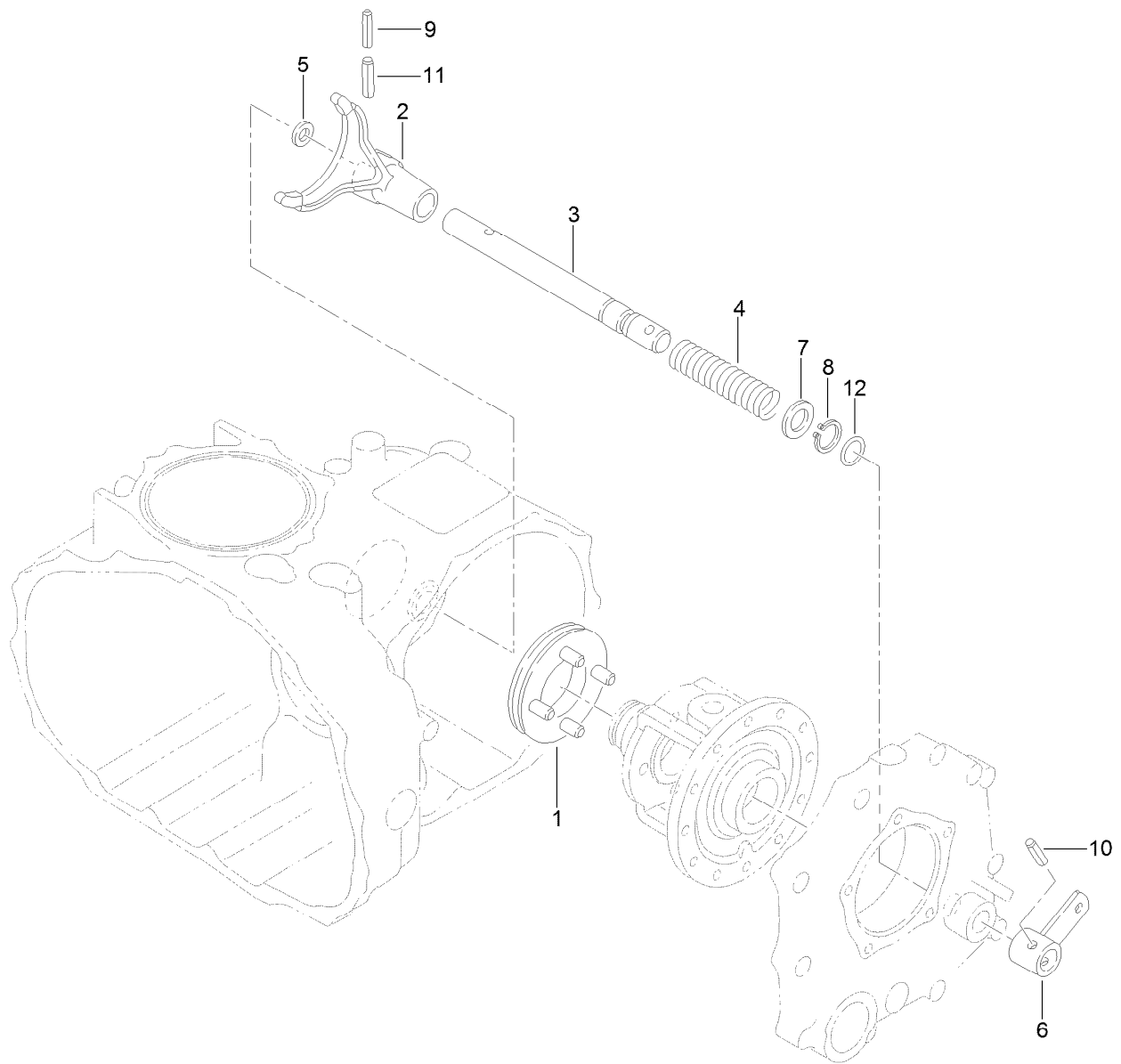
<i>Ref.</i>	<i>Part Number</i>	<i>Qty.</i>	<i>Description</i>
1	92-0745	1	Gear-Side, LH
2	92-0746	1	Gear-Side, RH
3	92-0747	2	Side-Gear, Left Inner
4	92-0748	2	Pinion-Differential
5	92-0749	1	Shaft-Pinion
6	92-0750	2	Washer
7	92-0720	1	Case-Differential
8	92-0756	1	Ring-Snap
9	92-0765	2	Pin-Parallel
10	92-0768	1	Pin-Roll, Spring
11	92-0775	1	Bearing
12	92-0776	1	Bearing
13	92-0803	12	Bolt





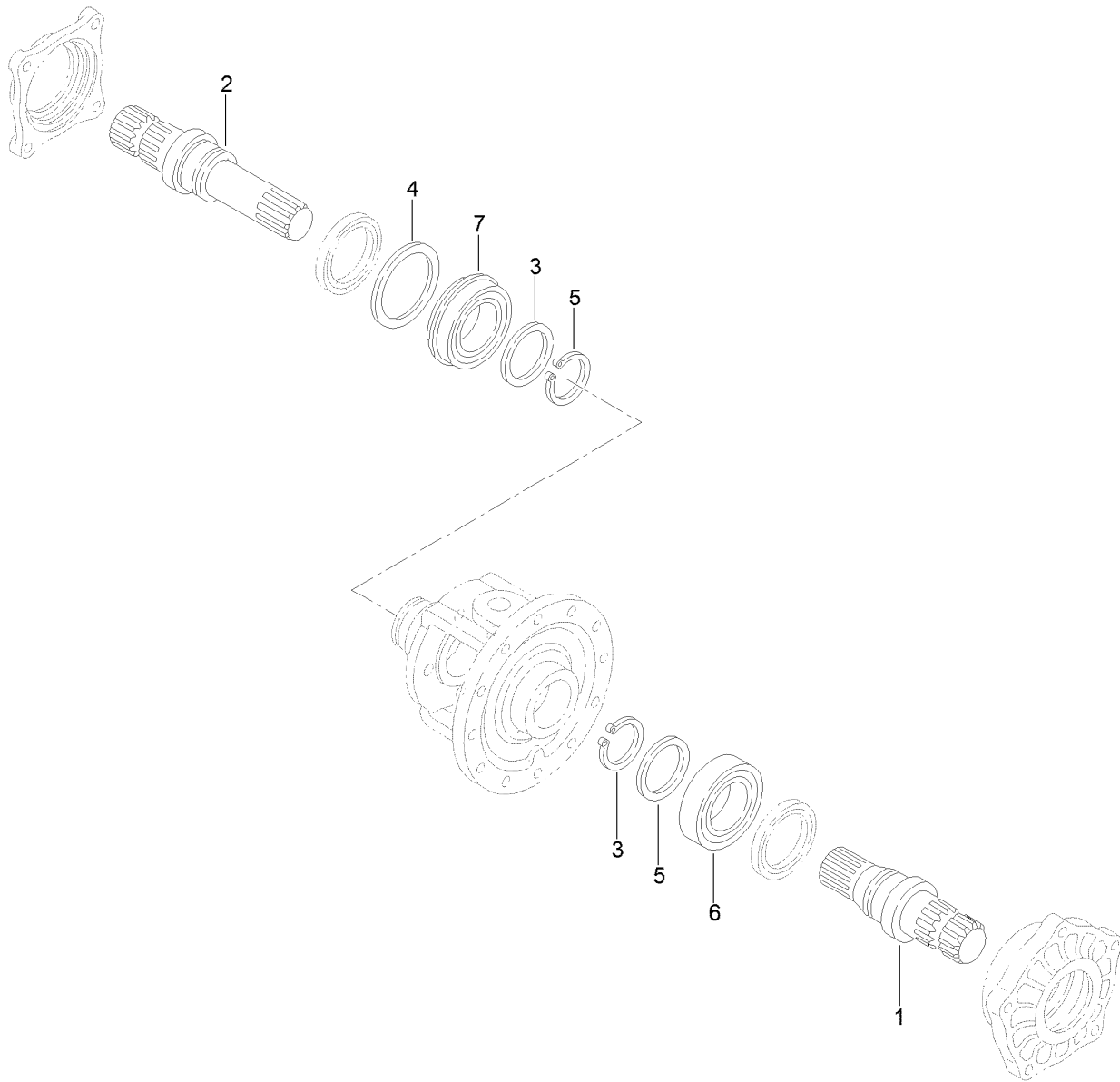
## Differential Carrier Assembly Transaxle Assembly No. 120-7610

<i>Ref.</i>	<i>Part Number</i>	<i>Qty.</i>	<i>Description</i>
1	92-0654	1	Carrier-Differential
2	92-0809	1	Set-Shim
3	92-0760	1	Ring-Snap
4	92-0789	1	O-Ring
5	92-0793	1	Seal-Oil
6	48-7730	5	Screw-Cap, HH



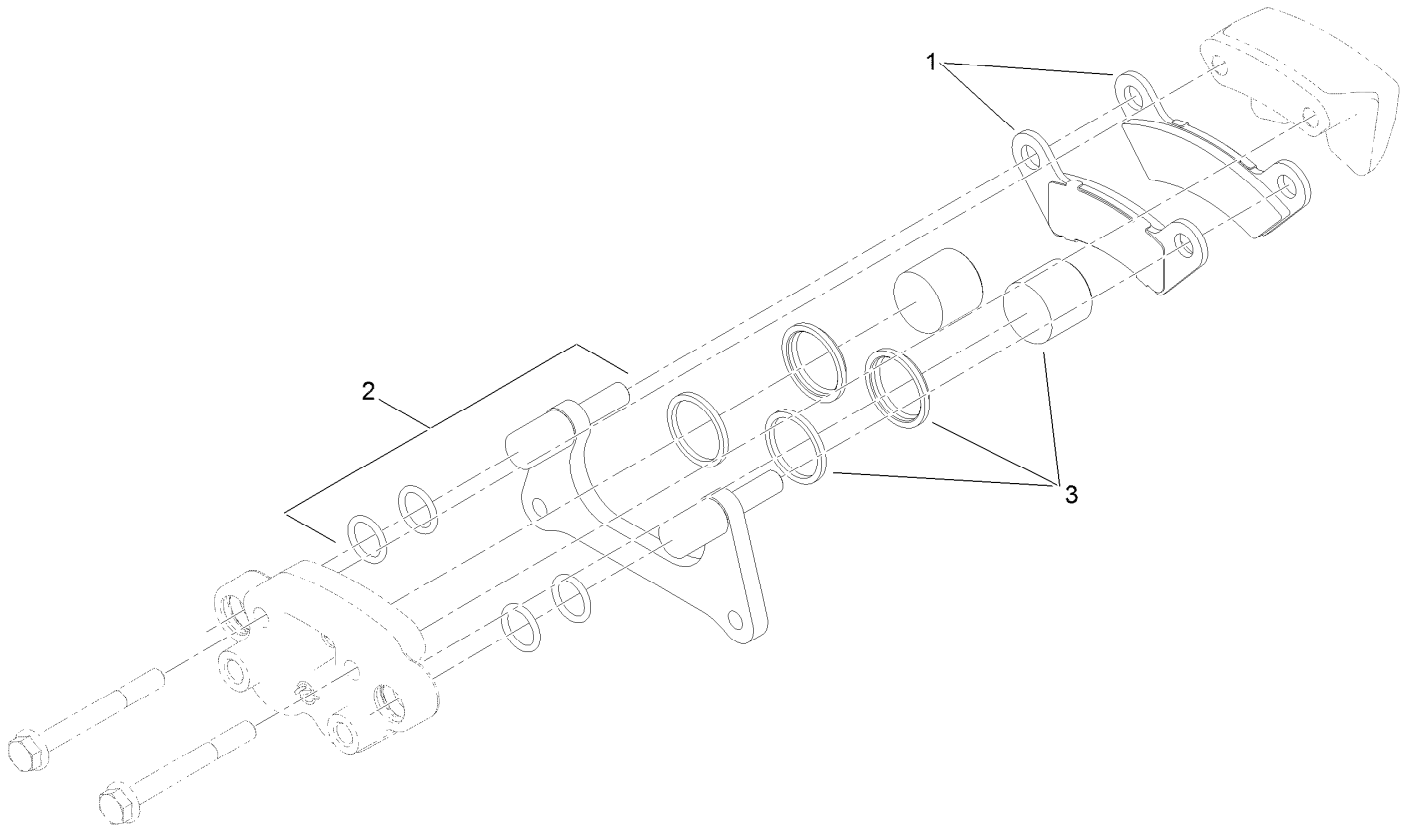
## Differential Lock Assembly Transaxle Assembly No. 120-7610

<i>Ref.</i>	<i>Part Number</i>	<i>Qty.</i>	<i>Description</i>
1	92-0730	1	Slider-Differential, Lock
2	92-0721	1	Fork-Lock, Differential
3	92-0722	1	Shaft-Fork, Lock Differential
4	92-0723	1	Spring-Lock, Differential
5	92-0744	1	Washer
6	92-0724	1	Arm-Lock, Differential
7	92-0733	1	Washer
8	92-0753	1	Ring-Snap
9	92-0768	1	Pin-Roll, Spring
10	92-0770	1	Pin-Roll, Spring
11	92-0771	1	Pin-Roll, Spring
12	92-0787	1	O-Ring



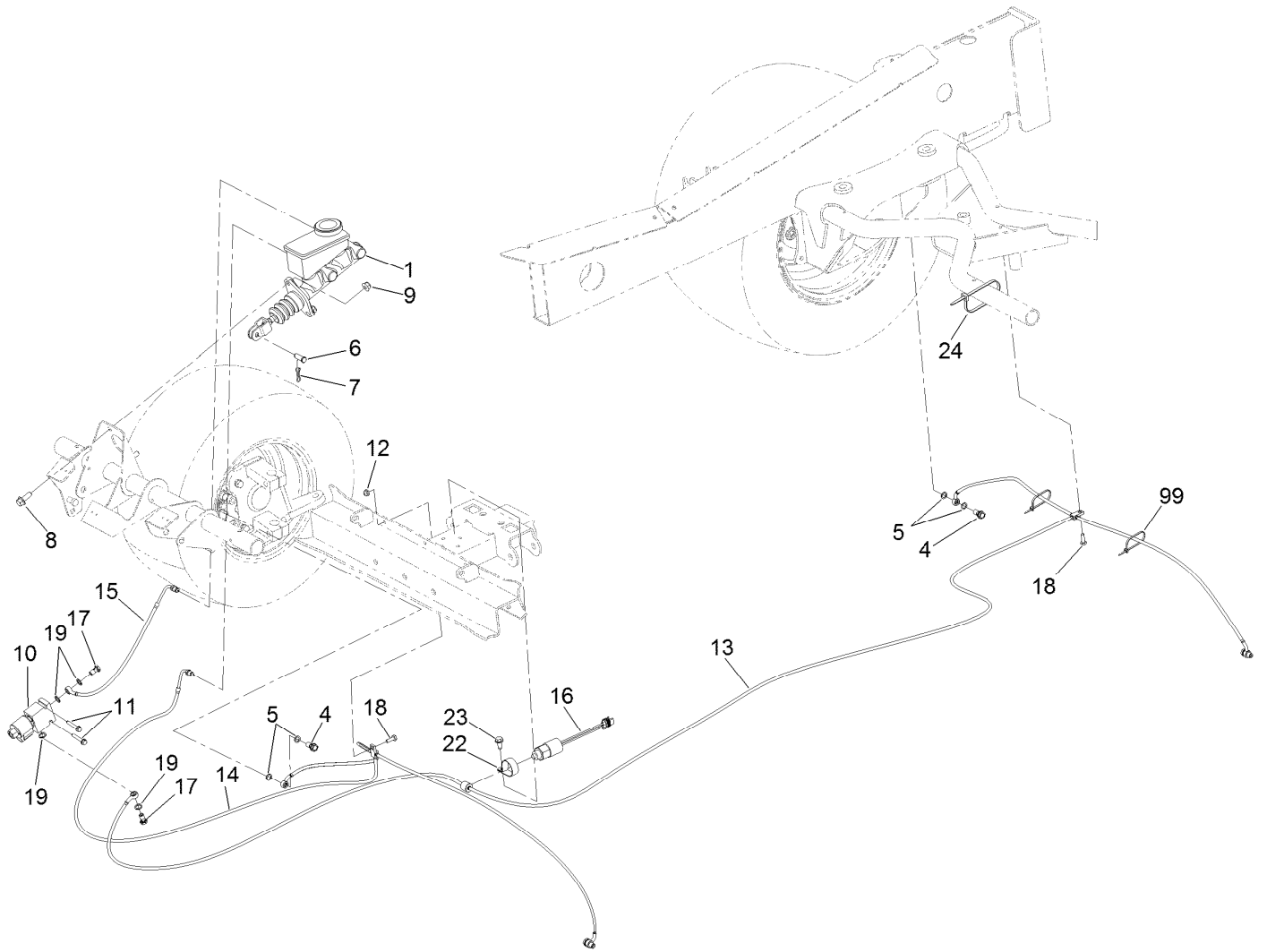
## Axle Shaft Assembly Transaxle Assembly No. 120-7610

<i>Ref.</i>	<i>Part Number</i>	<i>Qty.</i>	<i>Description</i>
1	92-0725	1	Shaft-Axle, Left
2	92-0726	1	Shaft-Axle, Right
3	92-0727	2	Washer
4	92-0728	1	Washer
5	92-0756	2	Ring-Snap
6	92-0775	1	Bearing
7	92-0780	1	Bearing



## Brake Caliper Assembly No. 127-7424

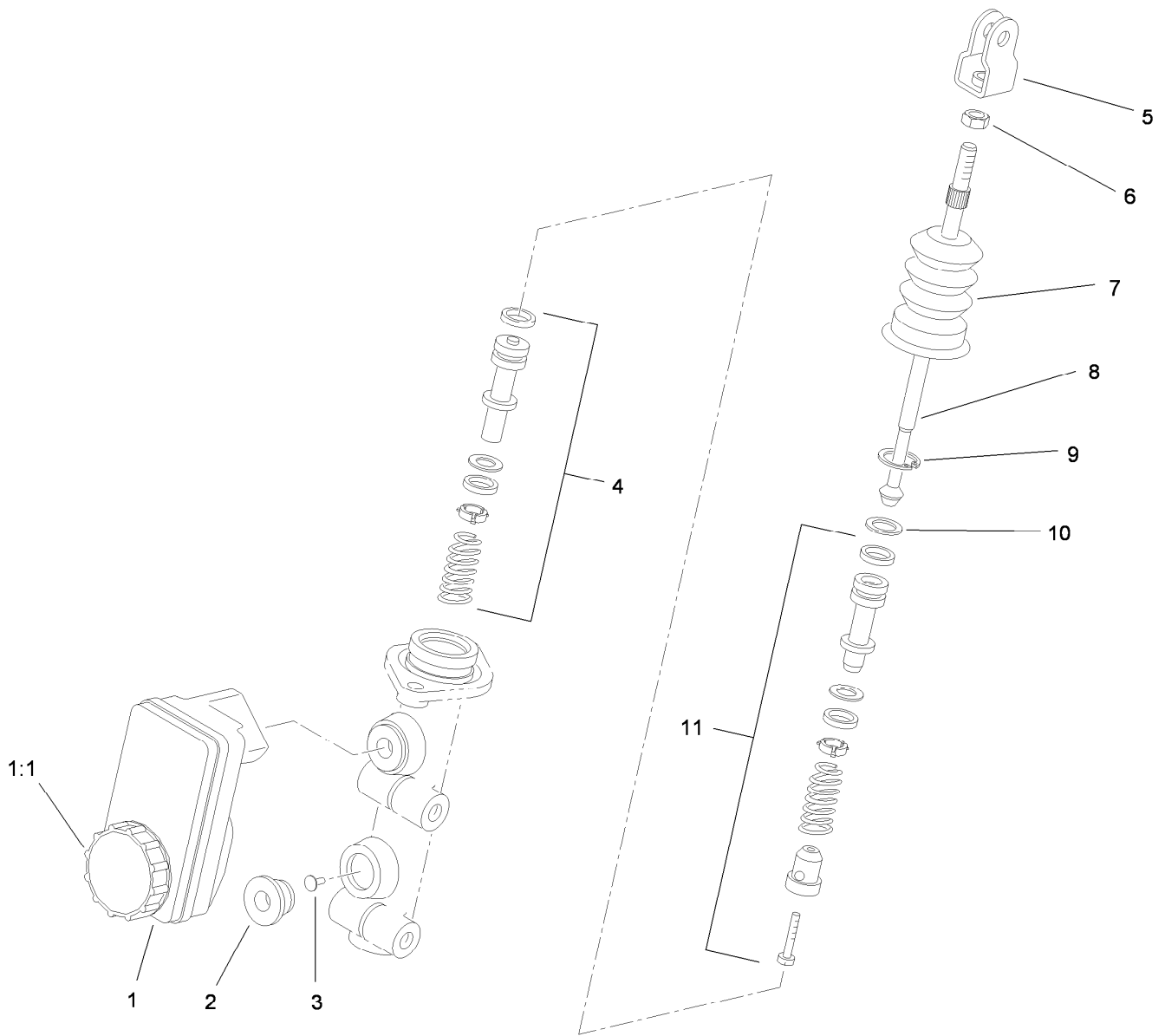
<i>Ref.</i>	<i>Part Number</i>	<i>Qty.</i>	<i>Description</i>
1	133-0628	1	Brake Pad Kit
2	119-9511	1	Bracket Kit
3	133-0614	1	Piston Kit



## Brake Hydraulic Assembly

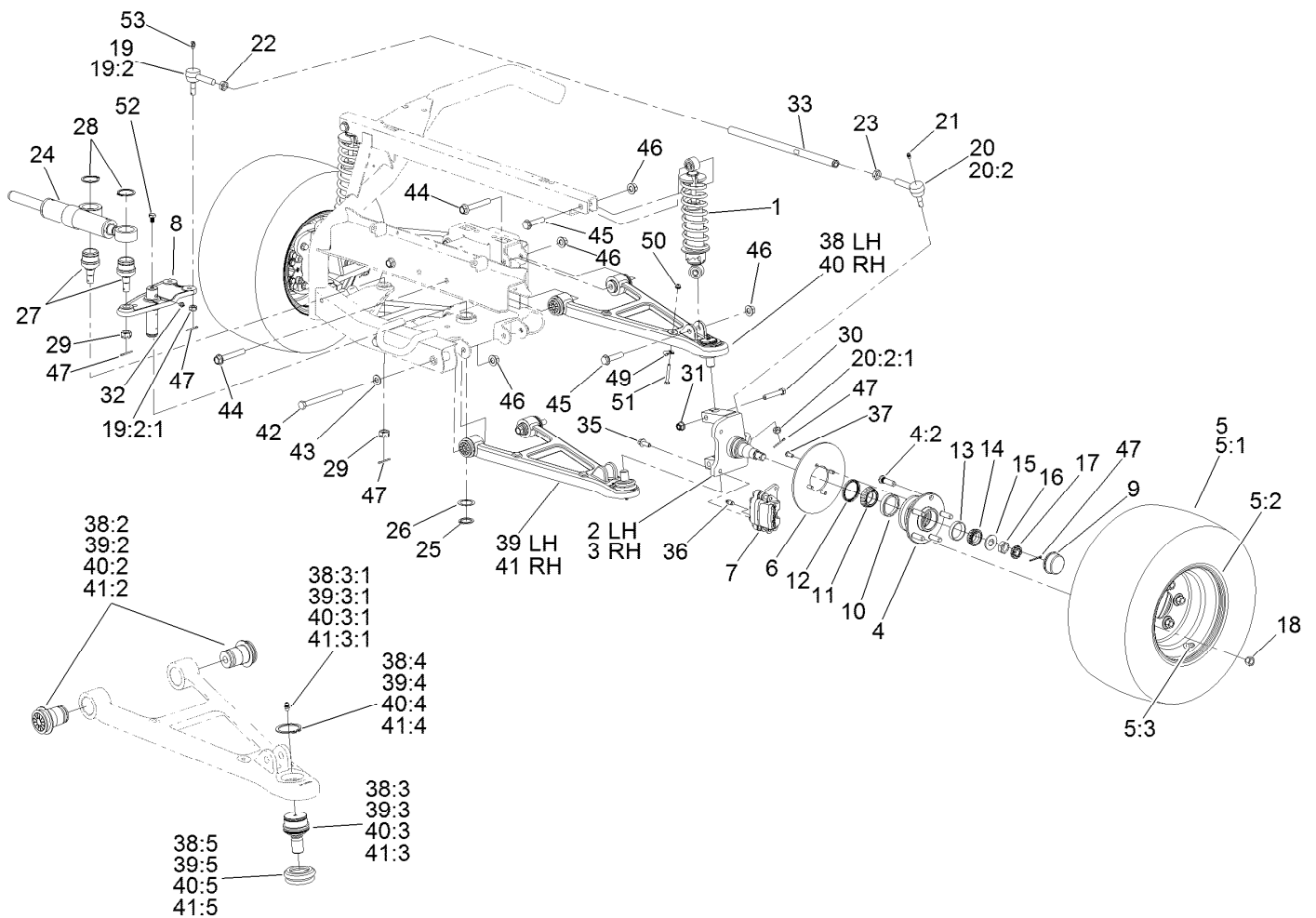
Ref.	Part Number	Qty.	Description
1	104-6782	1	Master Cylinder ASM
4	120-4875	4	Bolt-Flange, Banjo
5	115-2341	8	Washer-Banjo
6	283-2	1	Pin-Clevis
7	119-1415	1	Pin-Cotter, Locking
8	3234-11	2	Screw-HHF
9	104-8301	2	Nut-HF, NI
10	125-0900	1	Valve-Brake Hold
11	94-2691	2	Screw-HWH
12	104-7201	1	Nut-HF, NI
13	125-7998	1	Line-Brake, Rear

Ref.	Part Number	Qty.	Description
14	125-7999	1	Line-Brake, Front
15	125-8000	1	Line-Brake, Solenoid
16	130-7148	1	Switch-Pressure
17	125-8005	2	Bolt-Banjo
18	321-4	2	Screw-HH
19	127-3914	4	Washer-Banjo
22	2412-74	1	R-Clamp
23	32104-32	1	Screw-HWH
24	3290-378	3	Tie-Cable
99	3290-379	6	Tie-Cable



## Master Cylinder Assembly No. 104-6782

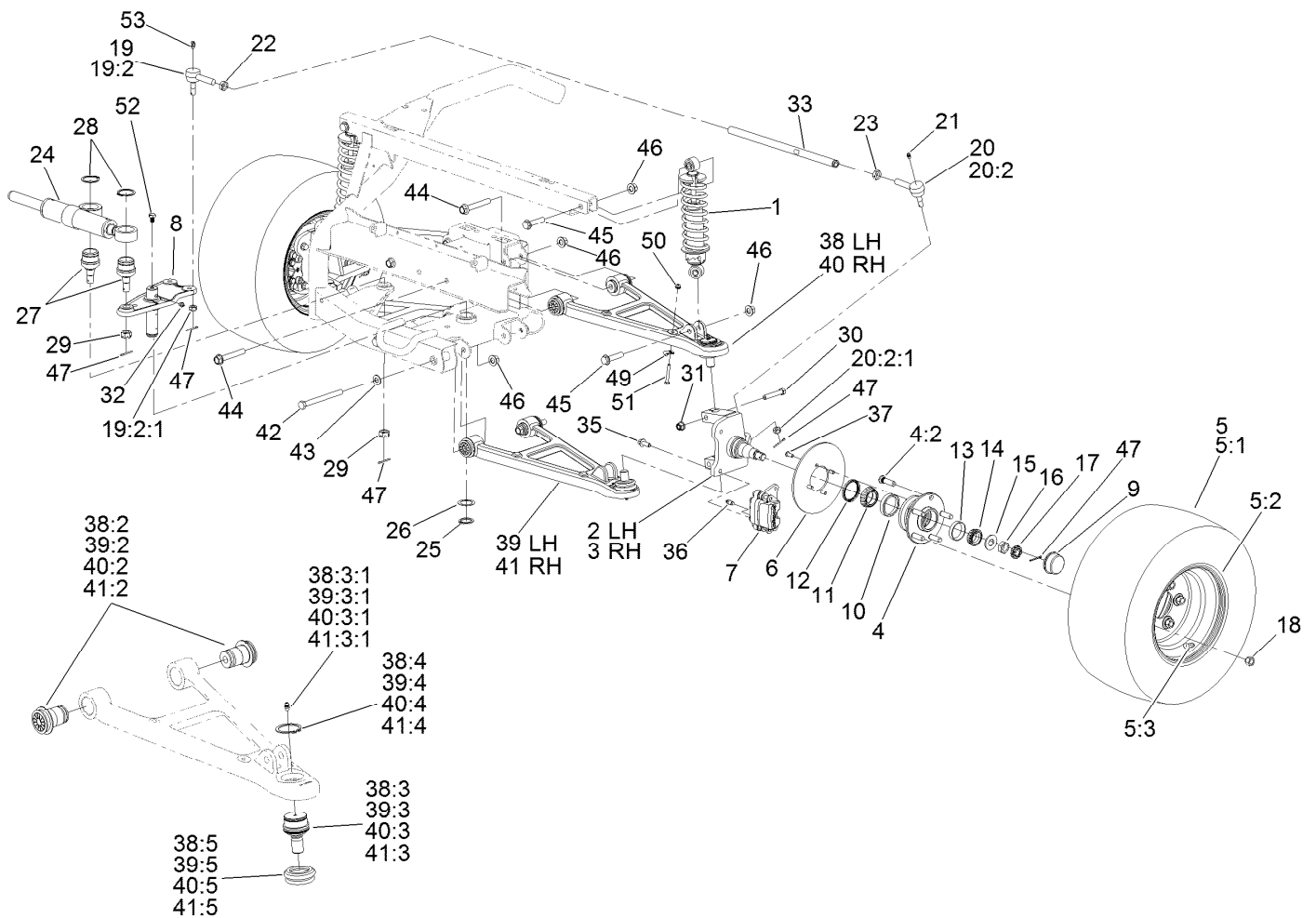
Ref.	Part Number	Qty.	Description
1	104-6845	1	Reservoir ASM
1:1	92-4112	1	Cap ASM
2	93-8971	2	Seal-Port, Flange
3	92-4103	1	Pin-Stop
4	92-4102	1	Secondary Piston ASM
5	92-4110	1	Clevis
6	21-0360	1	Nut-Hex
7	94-5209	1	Cover-Dust
8	94-5210	1	Rod-Push
9	92-4109	1	Ring-Snap
10	92-4108	1	Retainer-Washer
11	92-4101	1	Primary Piston ASM



## Front Suspension Assembly

Ref.	Part Number	Qty.	Description	Ref.	Part Number	Qty.	Description
1	137-4287	2	Coil Over Shock ASM	15	93-0309	2	Washer-Tab
2	125-0730-03	1	Spindle-LH	16	3220-7	2	Nut-Jam
3	125-0723-03	1	Spindle-RH	17	93-0307	2	Nut-Lock, Retainer
4	117-8071	2	Hub ASM	18	242-50	10	Nut-Lug
4:2	10-6830	5	Stud-Type, Drive	19	112772-03	2	Joint-Ball, RH
5	125-0763	2	Tire And Wheel ASM	19:2		1	Socket-Balljoint ●
5:1	120-7639	1	Tire	19:2:1	915031	1	Nut
5:2	125-0764	1	Wheel	20	112771-03	2	Joint-Ball, LH
5:3	232-27	1	Stem-Valve	20:2		1	Socket-Balljoint ●
6	136-6295	2	Rotor-Brake	20:2:1	915031	1	Nut
7	127-7424	2	Brake Caliper ASM	21	302-5	2	Fitting-Grease
8	137-1602	1	Pitman Arm (Mach)	22	3220-11	2	Nut-Jam
9	241-119	2	Cap-Dust	23	3218-21	2	Nut-Jam LH
10	254-107	2	Cup-Bearing, Tapered	24	125-0720	1	Cylinder-Hydraulic, Steering
11	254-106	2	Cone-Bearing, Tapered	25	32151-77	1	Ring-Retaining, External
12	108-7019	2	Seal-Shaft	26	76-2980	1	Washer-Thrust
13	254-72	2	Bearing-Cup, Tapered	27	117-9875	2	Joint-Ball
14	254-94	2	Bearing-Cone, Tapered	28	32151-104	2	Ring-Retaining, External

● Not serviced separately

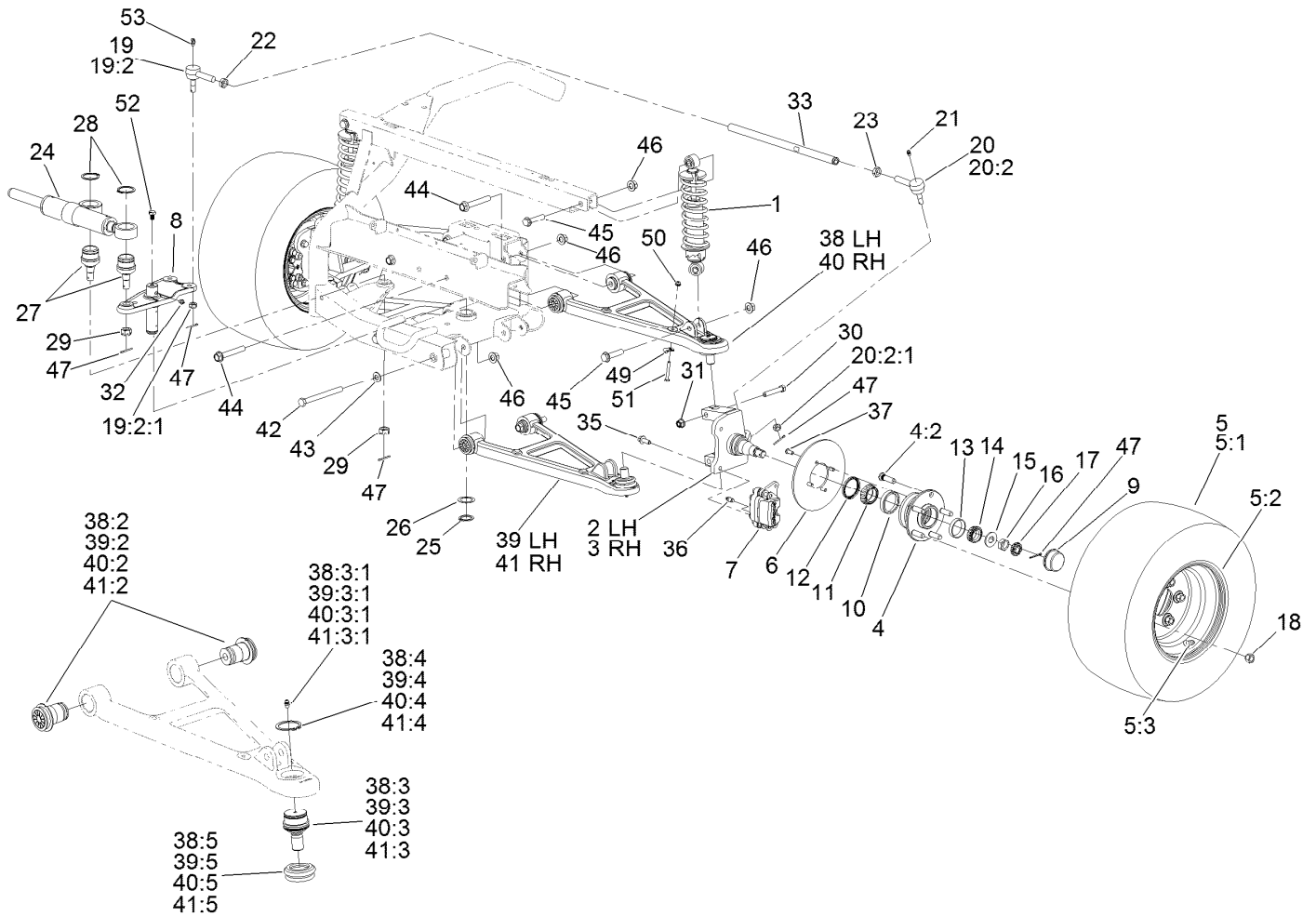


## Front Suspension Assembly (continued)

Ref.	Part Number	Qty.	Description	Ref.	Part Number	Qty.	Description
29	32136-2	2	Nut-SHH	39:4	32151-104	1	Ring-Retaining, External
30	324-10	4	Screw-HH	39:5	87-2420	1	Seal-Joint, Ball
31	114-8417	4	Nut-HF, NI	40	125-8023	1	RH Upper Control Arm ASM
32	302-52	1	Fitting-Grease	40:2	87-1450	2	Bushing-Flange
33	115-7654	2	Tie Rod	40:3	115-2165	1	Ball Joint
35	3234-11	4	Screw-HHF	40:3:1	302-5	1	Fitting-Grease
36	119-9509	2	Screw-Bleed	40:4	32151-104	1	Ring-Retaining, External
37	3274-55	8	Screw-HSBH	40:5	87-2420	1	Seal-Joint, Ball
38	125-8021	1	LH Upper Control Arm ASM	41	125-8024	1	RH Lower Control Arm ASM
38:2	87-1450	2	Bushing-Flange	41:2	87-1450	2	Bushing-Flange
38:3	115-2165	1	Ball Joint	41:3	115-2165	1	Ball Joint
38:3:1	302-5	1	Fitting-Grease	41:3:1	302-5	1	Fitting-Grease
38:4	32151-104	1	Ring-Retaining, External	41:4	32151-104	1	Ring-Retaining, External
38:5	87-2420	1	Seal-Joint, Ball	41:5	87-2420	1	Seal-Joint, Ball
39	125-8022	1	LH Lower Control Arm ASM	42	325-22	2	Screw-HH
39:2	87-1450	2	Bushing-Flange	43	3256-26	2	Washer-Flat
39:3	115-2165	1	Ball Joint	44	114-8419	6	Screw-HHF
39:3:1	302-5	1	Fitting-Grease	45	3234-46	4	Screw-HHF

● Not serviced separately

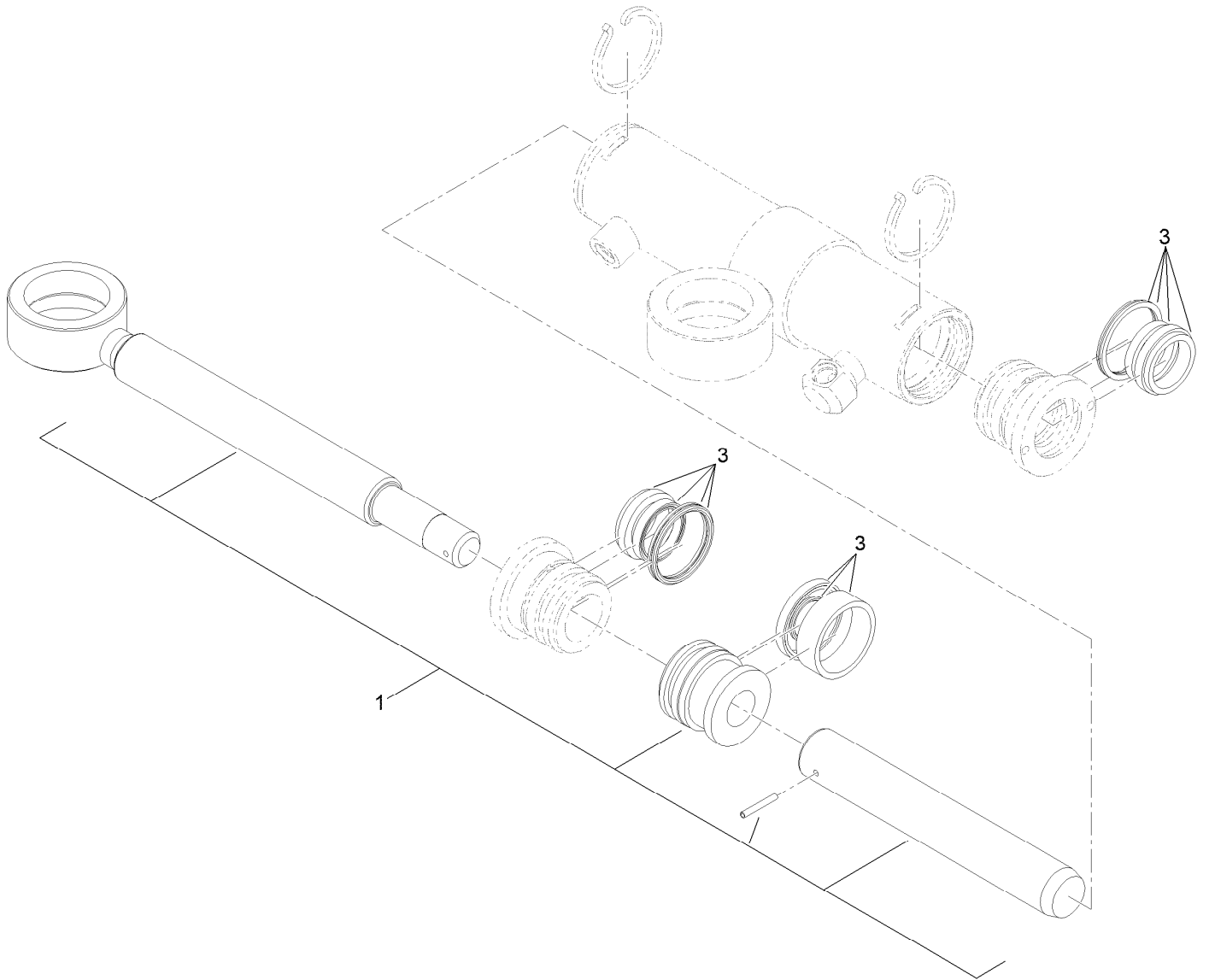




## Front Suspension Assembly (continued)

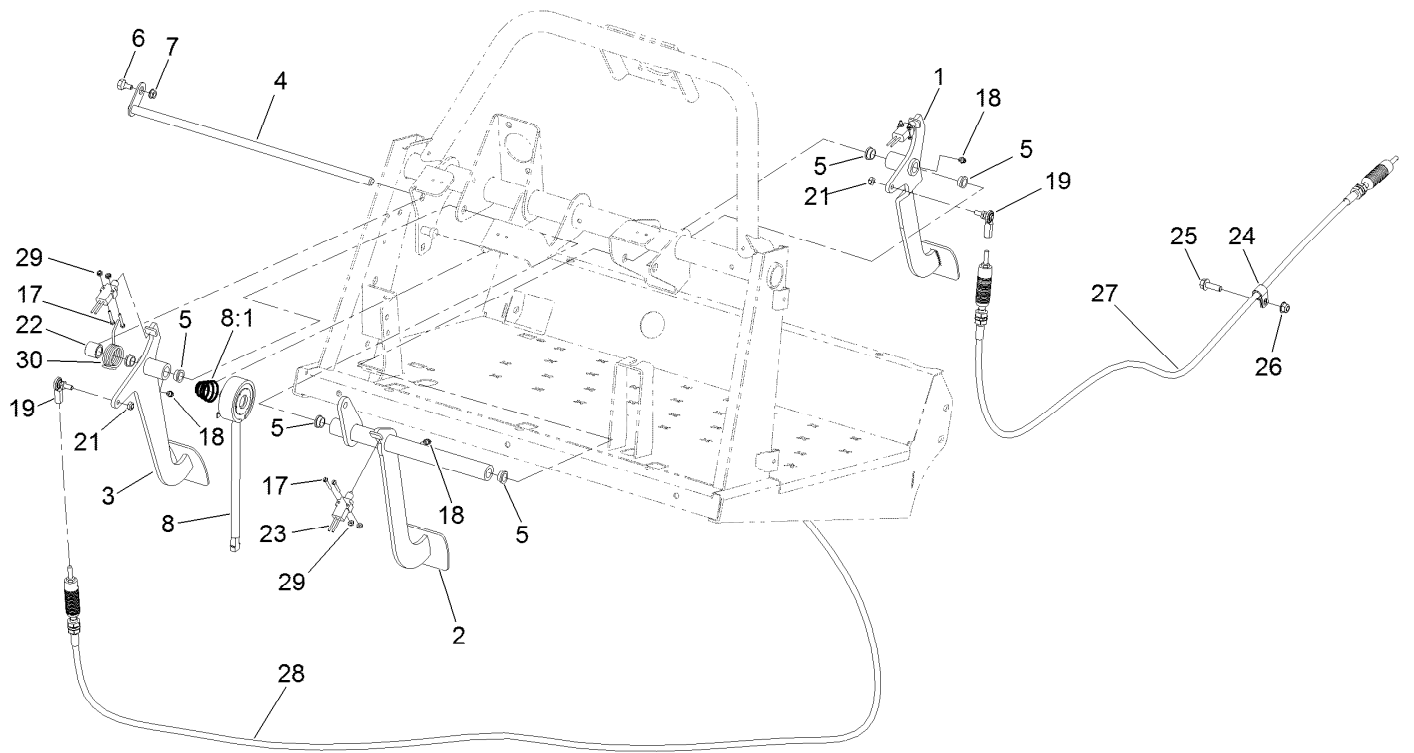
Ref.	Part Number	Qty.	Description	Ref.	Part Number	Qty.	Description
46	99-5107	12	Nut-Lock	51	321-11	2	Screw-HH
47	3272-12	8	Pin-Cotter	52	302-60	2	Fitting-Grease
49	2412-72	2	Clip-Closed, Insulated	53	138-6279	1	Screw-Cap, HH
50	104-7201	2	Nut-HF, NI				

● Not serviced separately



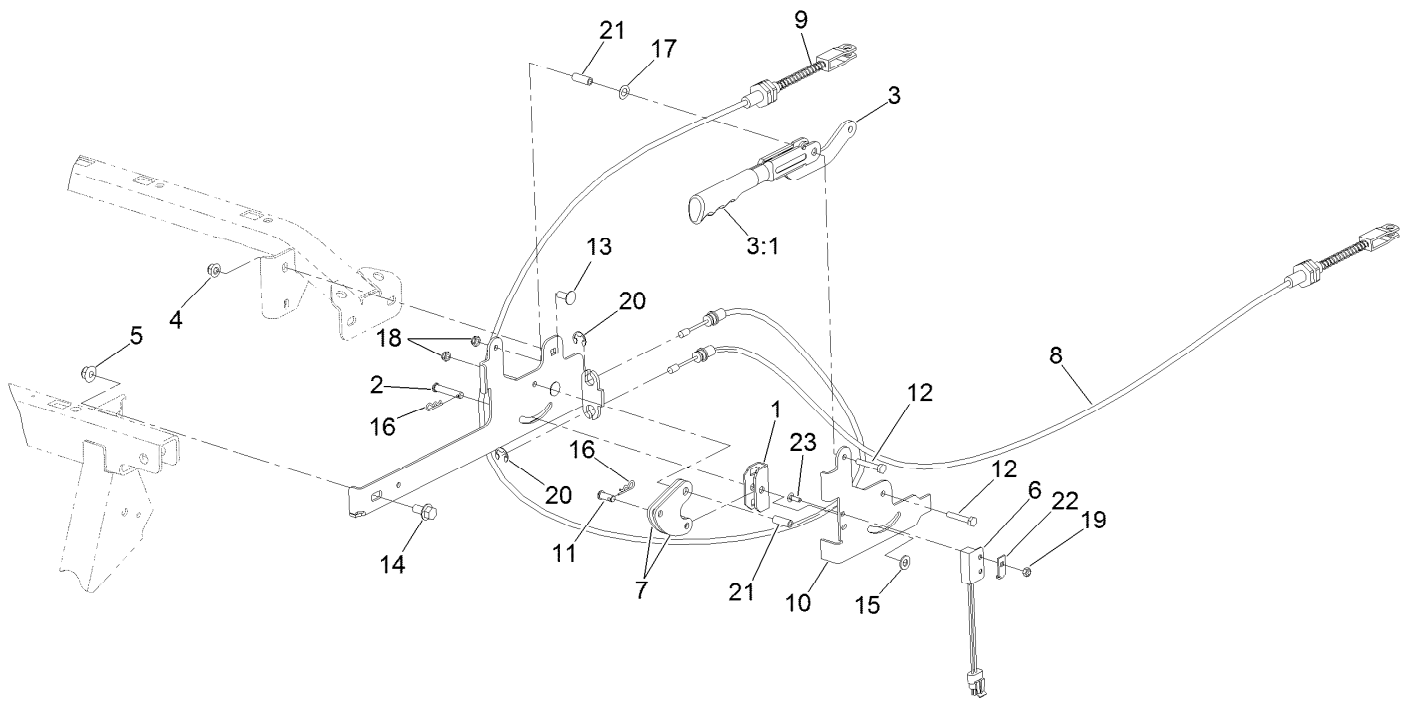
## Hydraulic Cylinder Assembly No. 125-0720

<i>Ref.</i>	<i>Part Number</i>	<i>Qty.</i>	<i>Description</i>
1	125-0722	1	Rod-Cylinder
3	115-2160	1	Cylinder Repair Kit



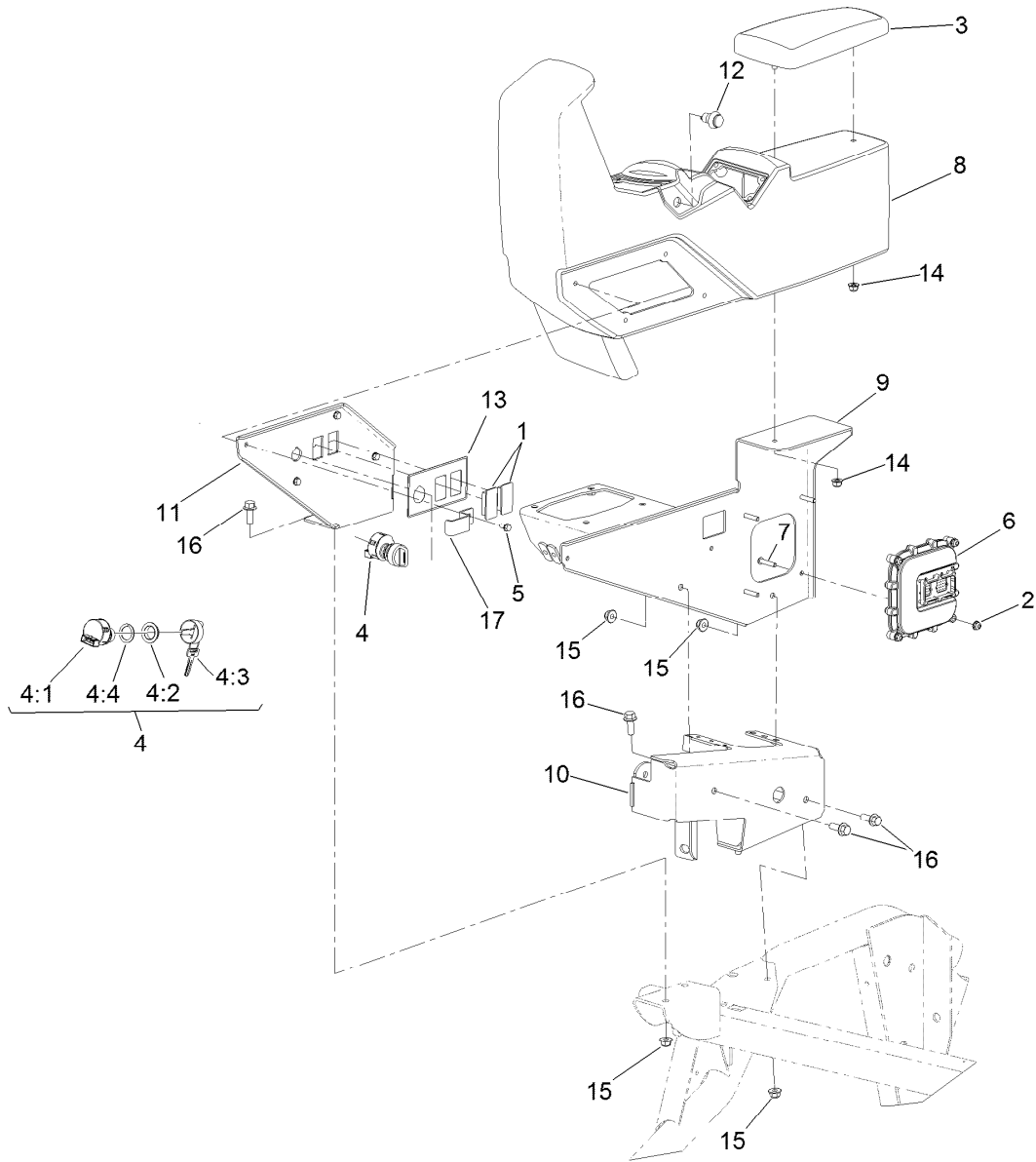
## Pedal Assembly

<i>Ref.</i>	<i>Part Number</i>	<i>Qty.</i>	<i>Description</i>	<i>Ref.</i>	<i>Part Number</i>	<i>Qty.</i>	<i>Description</i>
1	125-0702-03	1	Pedal	19	110-2554	2	Rod End-Spherical
2	125-0700-03	1	Pedal	21	3296-13	2	Nut-Lock, NI
3	125-0701-03	1	Pedal	22	99-2079	1	Spacer
4	125-0825	1	Pivot	23	99-3410	3	Switch
5	256-156	6	Bushing-Flange	24	2412-93	1	Clamp-R
6	63-3410	1	Screw-Shoulder	25	3234-17	1	Screw-HHF
7	32128-33	1	Nut-HF	26	104-8300	1	Nut-HF, NI
8	99-8090	1	Magnet ASM	27	125-0957	1	Cable-Clutch
8:1	93-6601	1	Spring-Compression	28	125-0958	1	Cable-Accelerator
17	32105-9	6	Screw	29	3296-9	6	Nut-Hex
18	302-5	3	Fitting-Grease	30	130-7060	1	Spring-Torsion, LH



## Parking Brake Lever and Cable Assembly

<i>Ref.</i>	<i>Part Number</i>	<i>Qty.</i>	<i>Description</i>	<i>Ref.</i>	<i>Part Number</i>	<i>Qty.</i>	<i>Description</i>
1	87-3480	1	Bracket-Equalizer, Cable	12	321-9	2	Screw-HH
2	94-3829	1	Pin-Clevis	13	3230-23	2	Bolt-CARR
3	127-8863	1	Lever-Brake, Park	14	3234-1	1	Screw-HHF
3:1	127-8864	1	Grip-Handle	15	3256-23	1	Washer-Plain
4	104-8300	2	Nut-HF, NI	16	3290-307	2	Pin-Cotter
5	104-8301	1	Nut-HF, NI	17	3290-477	1	Washer-Curved
6	105-0023	1	Switch-Proximity	18	3296-56	2	Nut-Lock, NI
7	106-7814	2	Bellcrank	19	3296-2	1	Nut-Lock, NI
8	136-2444	1	Cable-Parking Brake, LH	20	32120-47	2	Ring-Retaining, External
9	136-2445	1	Cable-Parking Brake, RH	21	114402	2	Spacer
10	136-2353-0P	1	Parking Brake ASM [primed]	22	100-4872	1	Plate-Switch, Neutral
11	283-62	1	Pin-Clevis	23	3229-34	1	Screw-CARR

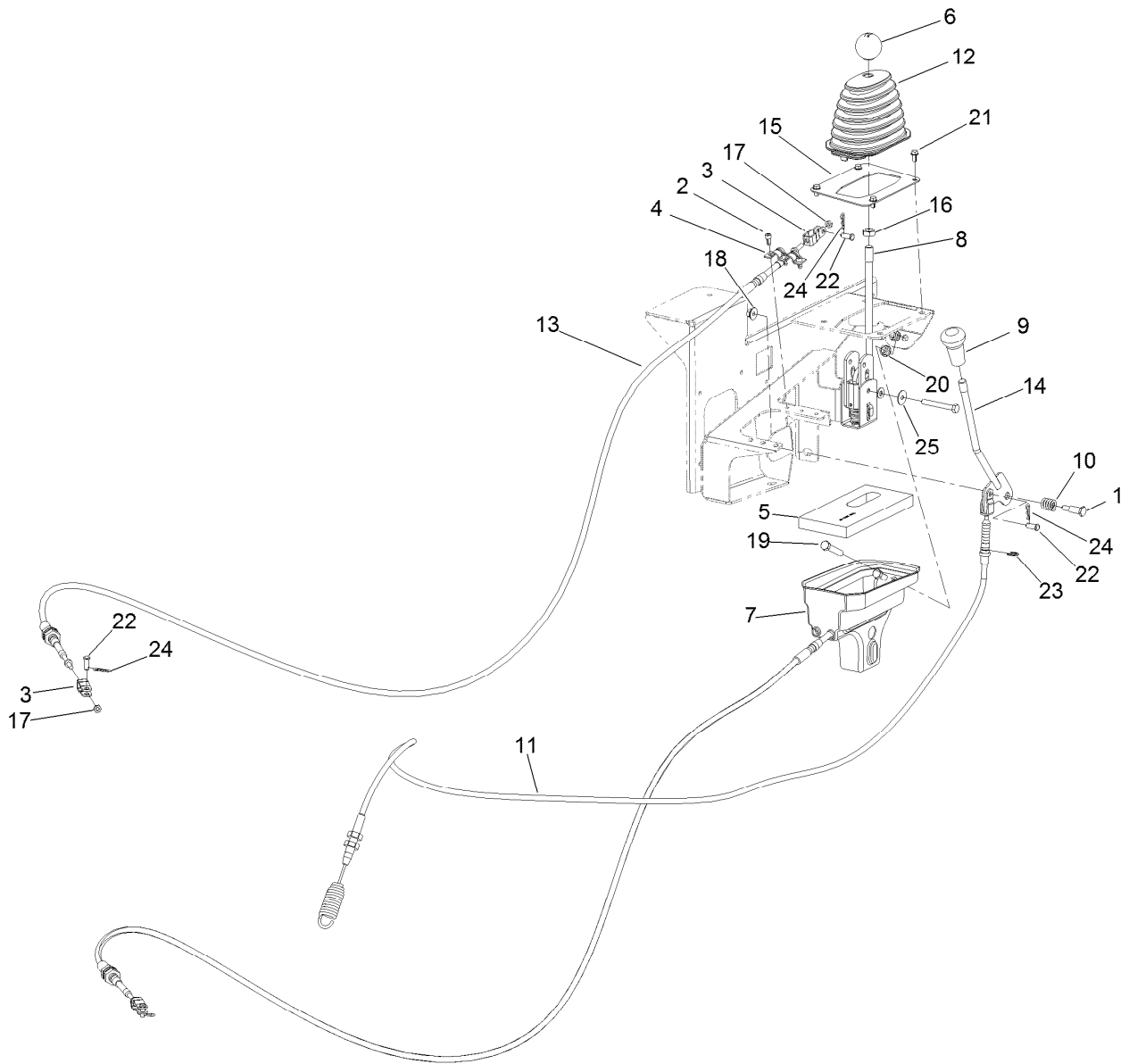


## Control Console Mount Assembly

Ref.	Part Number	Qty.	Description
1	99-7420	2	Plug-Hole
2	104-7201	4	Nut-HF, NI
3	108-7602	1	Rest-Arm
4	110-2580	1	Switch-Key, Supervisor
4:1		1	Switch-Key ●
4:2	108-8660	1	Nut-Mounting
4:3	110-5221	1	Set-Key, Supervisor
4:4	108-8659	1	Washer-Backup
5	93-6083	4	Screw-HWH
6	115-1900	1	Controller
7	120-0834	4	Screw-HSBH

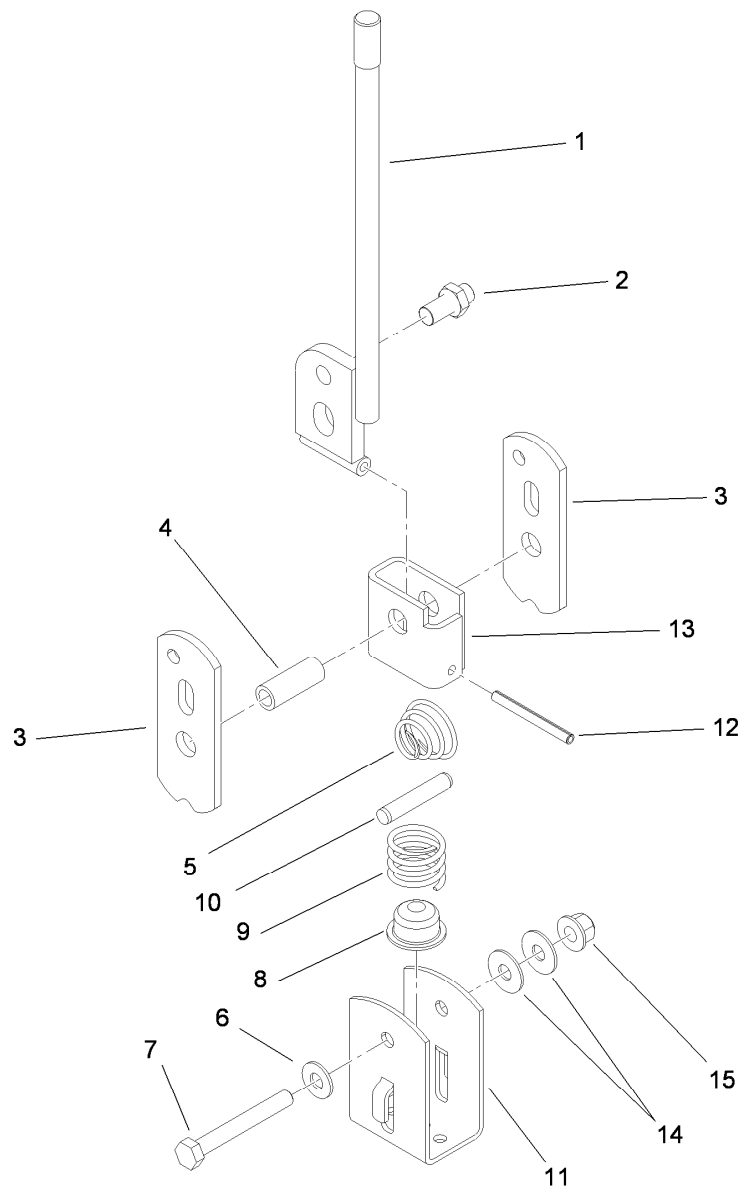
Ref.	Part Number	Qty.	Description
8	125-0791	1	Console-Control, Spray
9	125-4108-0P	1	Console-Mount ASM [primed]
10	125-4188-0P	1	Shifter-Mount [primed]
11	125-4191-03	1	Console Mount ASM
12	125-7996	1	Switch-Pb, Momentary
13	125-8114	1	Decal-Control Panel
14	104-8300	2	Nut-HF, NI
15	104-8301	6	Nut-HF, NI
16	3234-11	6	Screw-HHF
17	136-2309	1	Bracket-Mount, Radio

● Not serviced separately



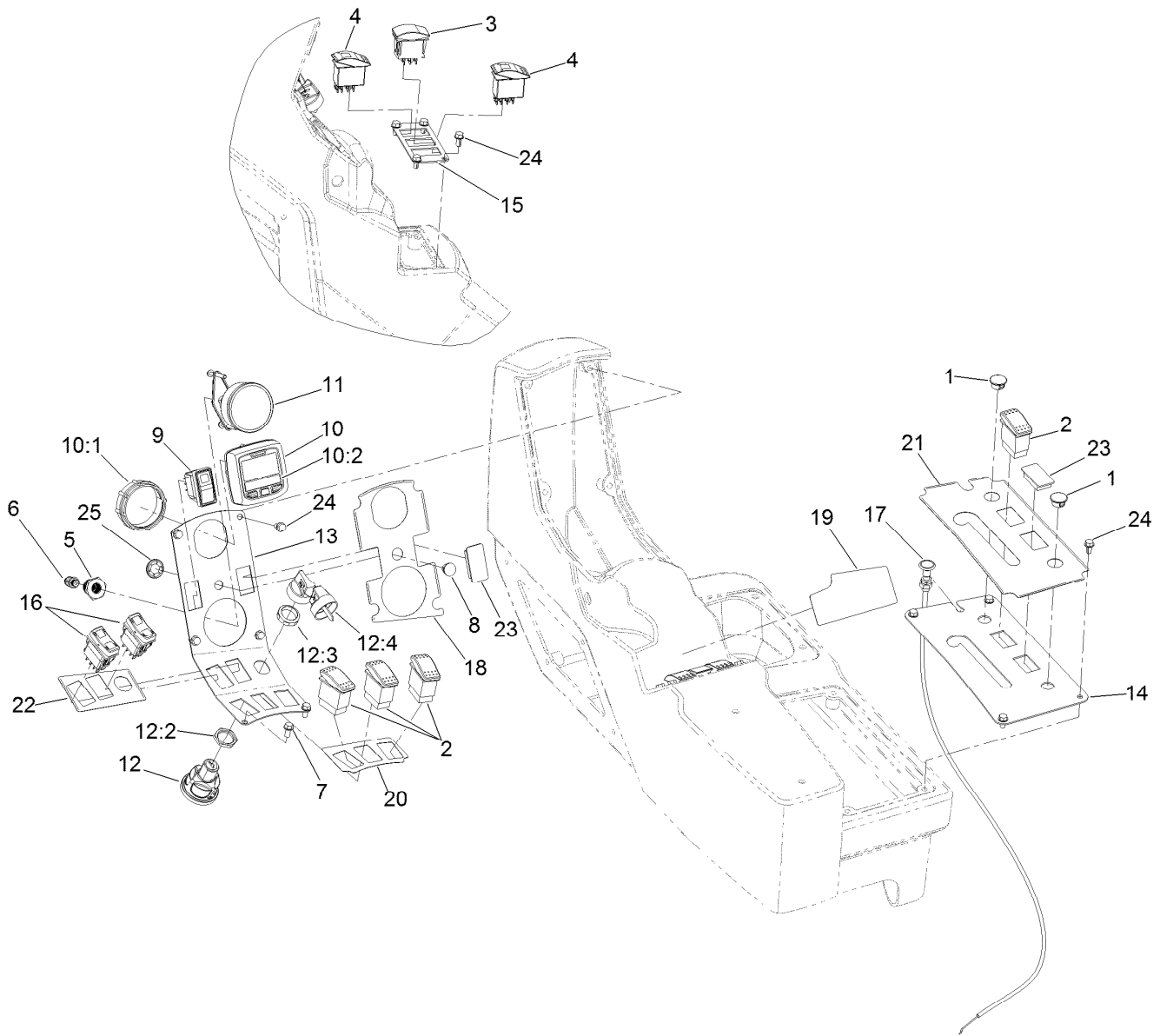
## Gear Shift and Drift Lock Control Assembly

<i>Ref.</i>	<i>Part Number</i>	<i>Qty.</i>	<i>Description</i>	<i>Ref.</i>	<i>Part Number</i>	<i>Qty.</i>	<i>Description</i>
1	63-2650	1	Screw-Shoulder	13	125-0880	2	Cable-Shift
2	65-5220	3	Screw-HSH, Thread Forming	14	125-0894	1	Handle-Difflock
3	87-2310	4	Clevis-Cable	15	125-8030-03	1	Cover-Shifter
4	87-4960	1	Clamp-Cable	16	3218-18	1	Nut-Jam
5	87-6570	1	Seal-Boot, Lower	17	3220-1	4	Nut-Jam
6	87-6720	1	Knob-Shift	18	32128-13	1	Nut-HF
7	106-2376	1	Boot-Shift, Lower	19	323-10	2	Screw-HH
8	106-7887	1	Shift ASM	20	3290-357	2	Nut-HSF
9	106-7952	1	Knob	21	93-6083	4	Screw-HWH
10	136-7121	1	Spring-Compression	22	283-62	5	Pin-Clevis
11	115-2287	1	Cable-Lock, Differential	23	32120-47	1	Ring-Retaining, External
12	117-8063	1	Boot-Shift	24	3290-307	5	Pin-Cotter
				25	108-4925	1	Washer



## Shift Assembly No. 106-7887

<i>Ref.</i>	<i>Part Number</i>	<i>Qty.</i>	<i>Description</i>
1	131-3469	1	Lever-Shift
2	87-3650	1	Pin-Shift
3	87-3540	2	Link-Shift
4	87-2520	1	Tube-Pivot
5	87-2900	1	Spring-Compression
6	87-8640	1	Washer-Flat
7	322-12	1	Screw-HH
8	87-3530	1	Button-Shifter
9	87-3660	1	Spring-Compression
10	3290-507	1	Pin-Dowel
11	87-3520	1	Clevis
12	32121-48	1	Pin-Spring
13	87-6040	1	Bracket-Shifter
14	3290-456	2	Washer-Belleville
15	104-8300	1	Nut-HF, NI

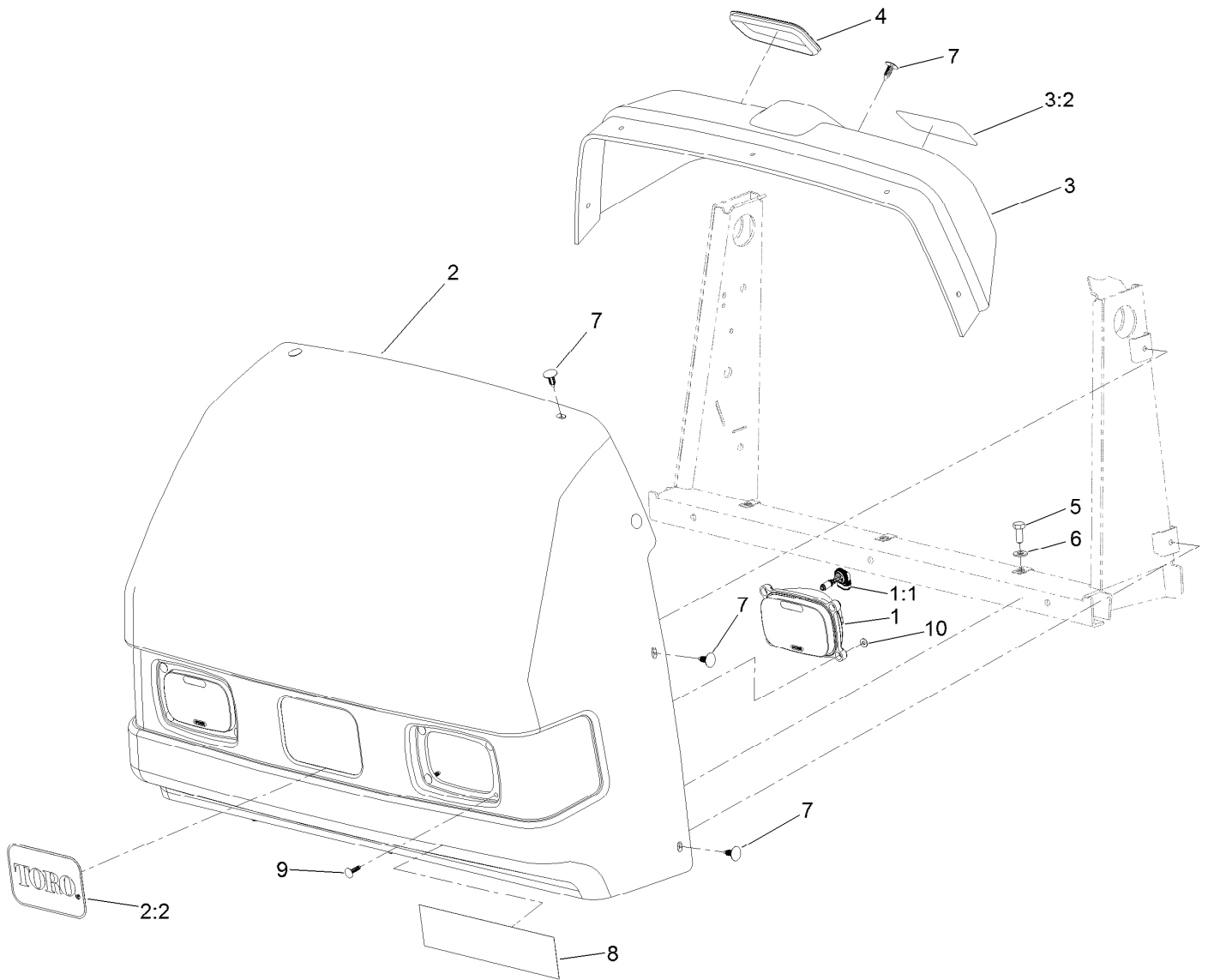


## Control Console Mount Assembly

Ref.	Part Number	Qty.	Description
1	94-5627	2	Plug
2	95-8999	4	Switch
3	100-1535	1	Switch-Rocker, (On)-Off-(On)
4	100-8490	2	Switch-Rocker, On-None-On
5	100-8665	1	Reducer-Gauge, Pressure
6	100-8667	1	Coupler-Reducer
7	46-8093	1	Screw-Plastite
8	119-5329	1	Plug-Hole
9	120-0695	1	Switch-Rocker, On-Off-(On)
10	120-6310	1	LCD Display ASM
10:1	120-4630	1	Nut-Display
10:2	120-6311	1	Decal-Display
11	120-8546	1	Gauge-Pressure
12	121-5159	1	Ignition Switch ASM

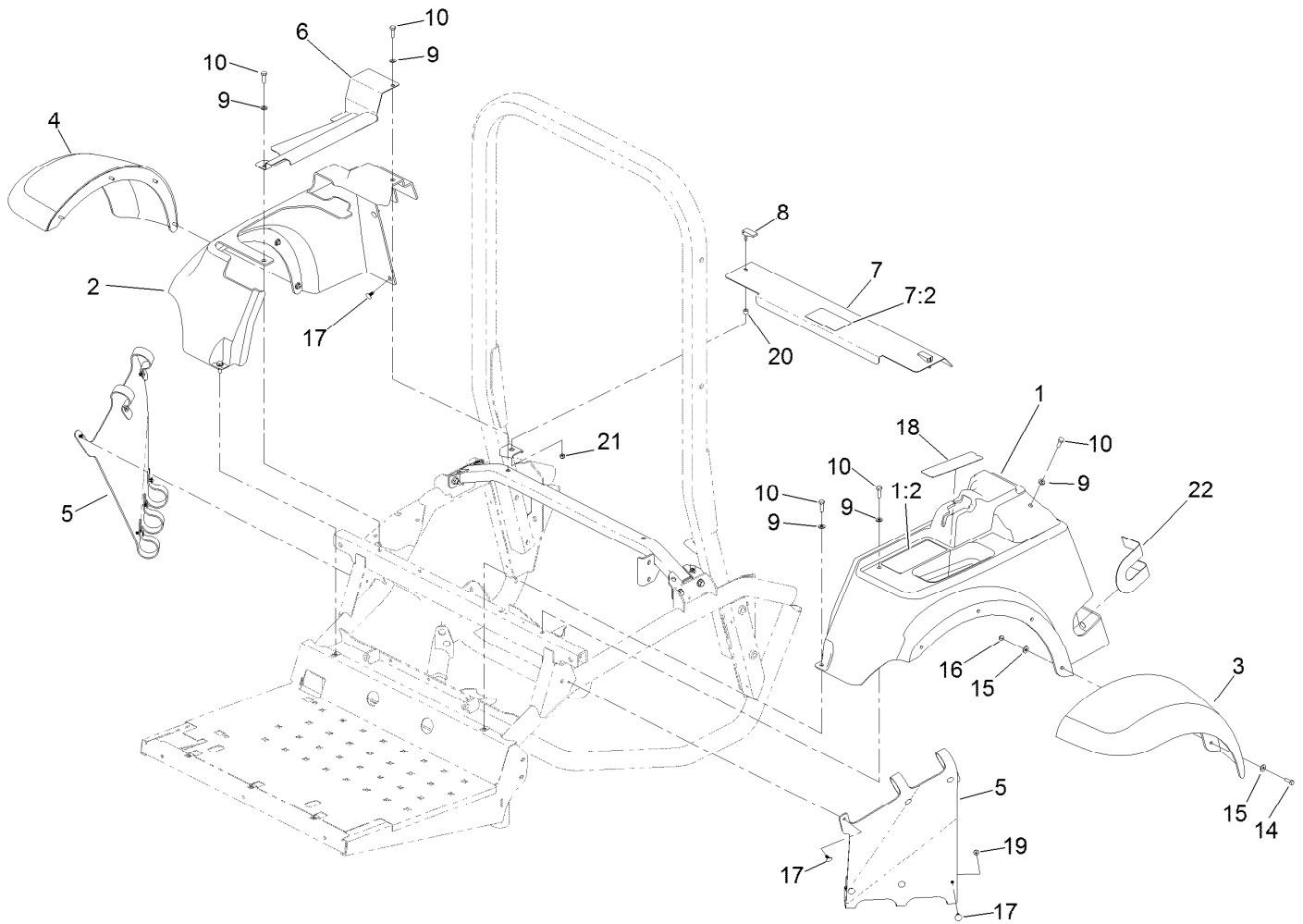
Ref.	Part Number	Qty.	Description
12:2	121-5160	1	Nut-Hex
12:3	121-5161	1	Nut-Face
12:4	121-5162	1	Set-Key, Ignition
13	127-9733-03	1	Panel-Switches
14	125-0896-03	1	Panel-Cover
15	125-0898-03	1	Panel-Switches
16	125-0899	2	Switch-Rocker
17	125-8047	1	Choke-Control
18	125-4125	1	Decal-Control Panel, Upper
19	130-8293	1	Decal-Control Panel, Rear
20	125-4129	1	Decal-Control Panel, Spray
21	137-4289	1	Decal-Control Panel
22	125-4128	1	Decal-Switch Panel, Center
23	99-7420	2	Plug-Hole
24	93-6083	13	Screw-HWH
25	1-323142	1	Nut-Push





## Hood, Dash and Headlight Assembly

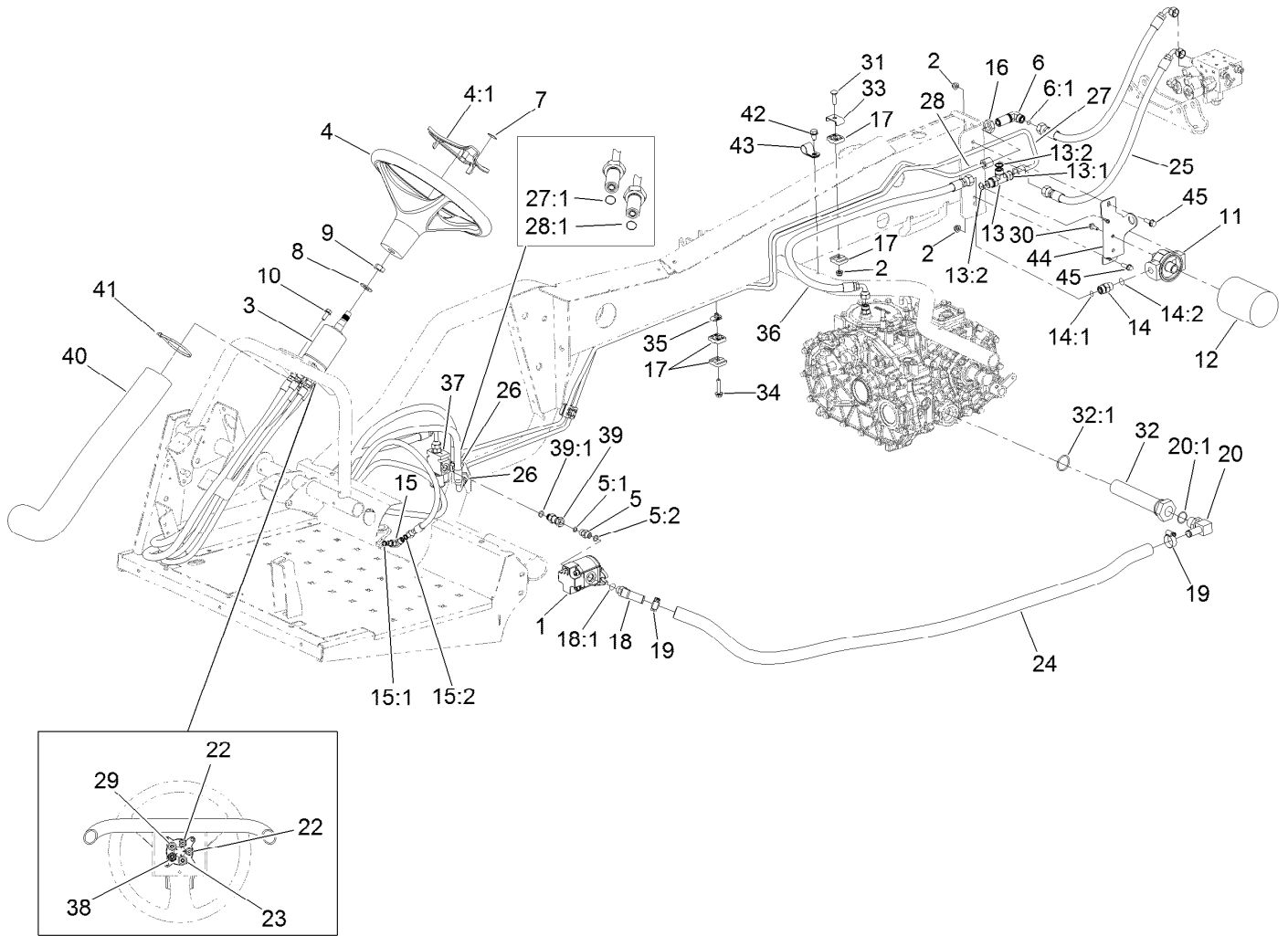
<i>Ref.</i>	<i>Part Number</i>	<i>Qty.</i>	<i>Description</i>
1	125-0672	2	Headlight ASM
1:1	125-0673	1	Halogen-Bulb
2	127-3982	1	Hood
2:2	67-1300	1	Decal
3	125-0939	1	Dash
3:2	127-3941	1	Decal-Warning
4	125-8059	1	Cover- Reservoir, Brake
5	322-3	3	Screw-HH
6	3256-23	3	Washer-Plain
7	117-2382	10	Plug-Plastic
8	127-3944	1	Decal
9	125-8067	8	Plug-Plastic
10	3256-21	8	Washer-Flat



## Seat Base and Front Fender Assembly

Ref.	Part Number	Qty.	Description
1	127-3980	1	LH Seatbase ASM
1:2	127-3935	1	Decal-Start-Up/Shut-Down
2	125-0803	1	Seatbase-RH
3	125-0902	1	Fender-LH
4	125-0903	1	Fender-RH
5	125-0935	2	Shroud-Fender, Inner
6	125-8088-01	1	Cover-Console, Bottom
7	127-3979	1	Cover-Engine
7:2	127-3937	1	Decal-Warning, Engine Cover
8	106-6777	2	Handle-Latch, Swell

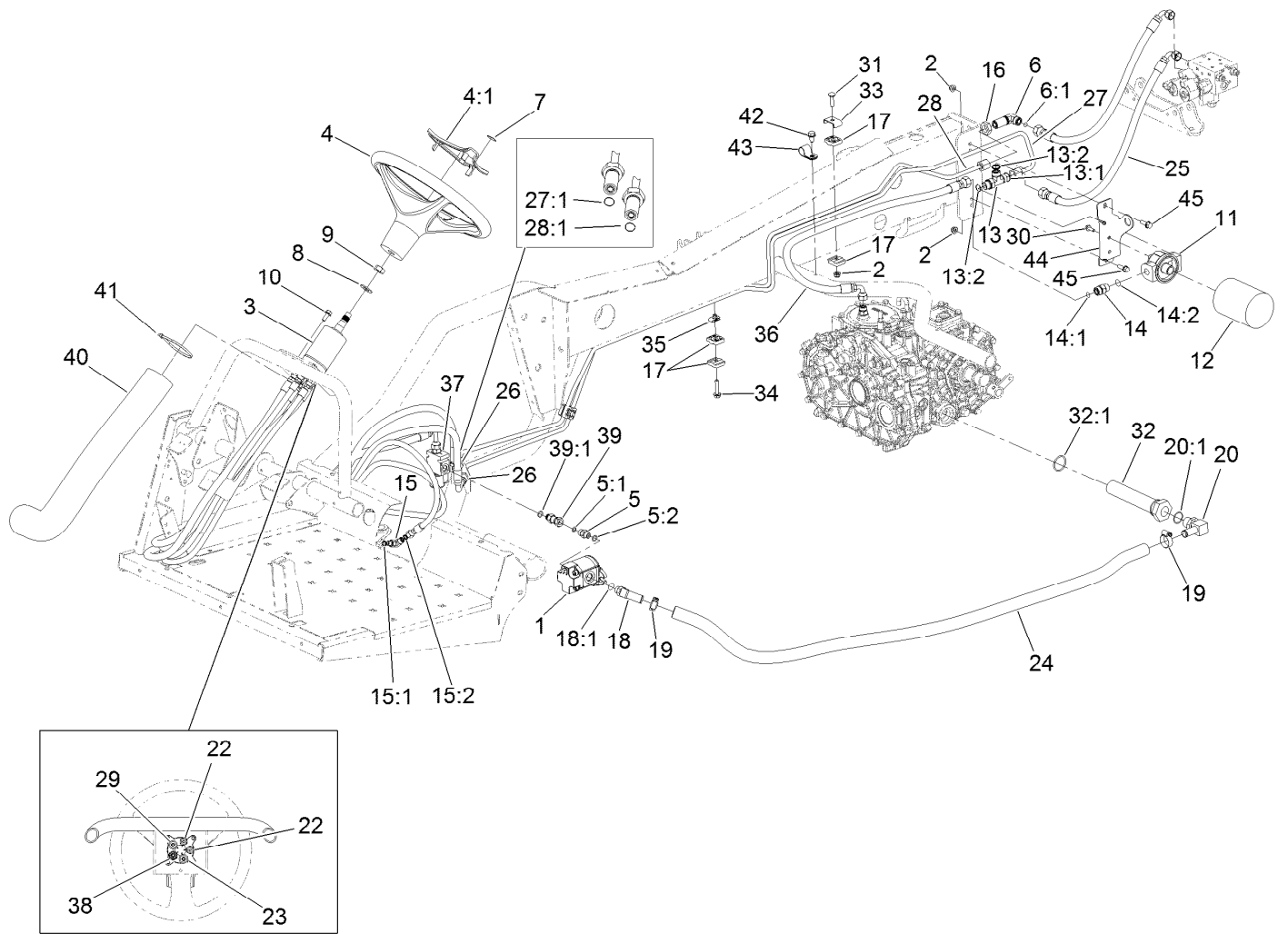
Ref.	Part Number	Qty.	Description
9	3256-23	7	Washer-Plain
10	322-5	7	Screw-HH
14	321-5	8	Screw-HH
15	3256-2	16	Washer-Flat
16	104-7201	8	Nut-HF, NI
17	117-2382	16	Plug-Plastic
18	125-8093	1	Pad-Pocket
19	3256-16	10	Washer-Flat
20	106-6778	2	Bushing-Latch, Swell
21	1-804254	2	Nut-Lock, HH
22	131-5822	1	Guard-Rubber



## Hydraulic Steering Assembly

Ref.	Part Number	Qty.	Description	Ref.	Part Number	Qty.	Description
1	121-6545	1	HYD Pump ASM	13:2	237-30	2	O-Ring
2	104-8300	4	Nut-HF, NI	14	340-4	1	Fitting-Straight
3	138-6100	1	Steering Control Unit	14:1	237-30	1	O-Ring
4	98-1471	1	Wheel-Steering	14:2	237-79	1	O-Ring
4:1	98-1468	1	Cover-Wheel, Steering ●	15	340-132	2	Fitting-Elbow, 90 DEG
5	340-2	3	Fitting-Straight	15:1	237-78	1	O-Ring
5:1	237-22	1	O-Ring	15:2	237-21	1	O-Ring
5:2	237-42	1	O-Ring	16	340-127	1	Nut-Bulkhead
6	93-9151	1	Fitting-HYD	17	56-7973	6	Clamp-Tube
6:1	237-30	2	O-Ring	18	93-6848	1	Fitting-Elbow 45
7	98-1459	1	Decal	18:1	237-79	1	O-Ring
8	3256-27	1	Washer-Flat	19	2412-129	2	Clamp-Hose
9	3296-33	1	Nut-Lock, NI	20	353-987	1	Fitting-Elbow, 90
10	33104-020	4	Screw-HHF	20:1	237-81	1	O-Ring
11	87-8780	1	Head-Filter	22	108-5675	2	Hydraulic Hose ASM
12	54-0110	1	Filter-Oil, Transmission	23	127-3987	1	Hose ASM
13	340-109	1	Fitting-Tee	24	125-0952	1	Hose-Suction
13:1	237-79	1	O-Ring	25	125-0949	2	Hydraulic Hose ASM

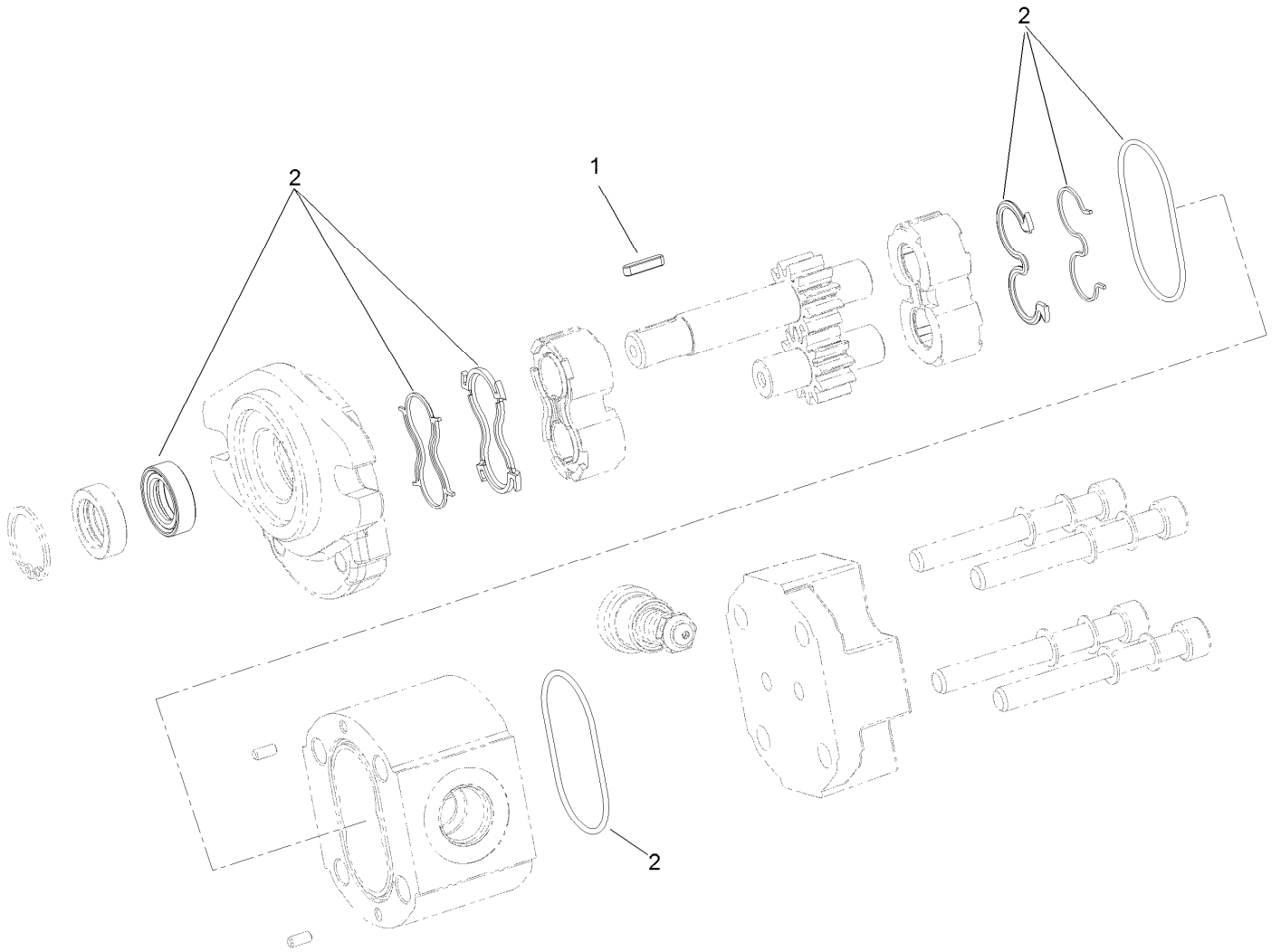
● Not illustrated



## Hydraulic Steering Assembly (continued)

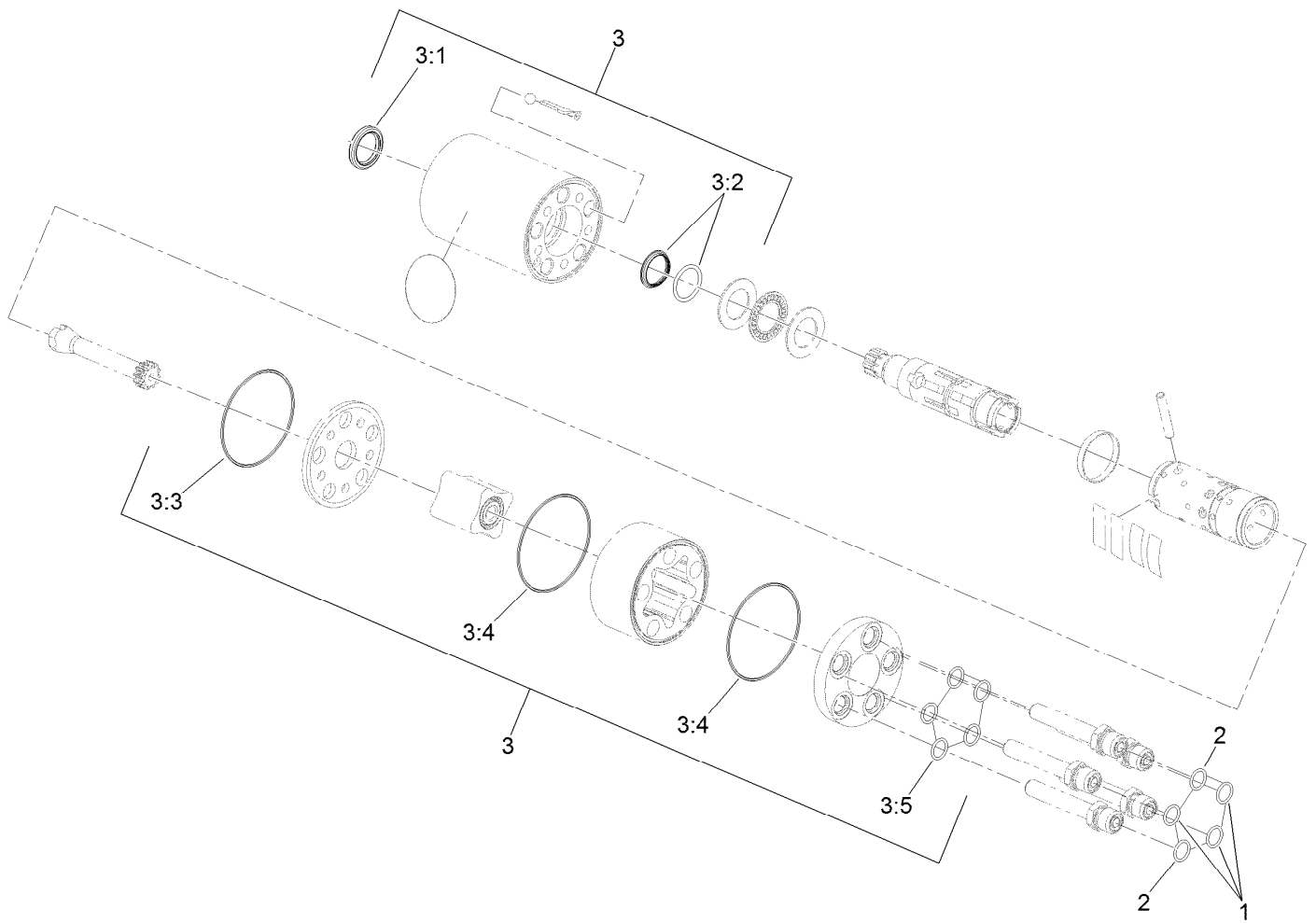
<i>Ref.</i>	<i>Part Number</i>	<i>Qty.</i>	<i>Description</i>	<i>Ref.</i>	<i>Part Number</i>	<i>Qty.</i>	<i>Description</i>
26	340-70	2	Nut-Lock	35	94-2413	1	Nut-U
27	125-4058	1	Hydraulic Tube ASM	36	94-5961	1	Hose
27:1	237-22	1	O-Ring	37	127-3965	1	Solenoid Valve ASM
28	125-4059	1	Hydraulic Tube ASM	38	120-2061	1	Hose-HYD
28:1	237-22	1	O-Ring	39	104-3779	1	Connector-Swivel, Straight
29	114-7702	1	Hose-HYD	39:1	237-42	1	O-Ring
30	3234-4	2	Screw-HHF	40	106-6713	1	Cover-Lines, Steering
31	3230-3	2	Screw-CARR	41	3290-379	4	Tie-Cable
32	87-3990	1	Strainer-Transaxle	42	32144-15	1	Screw-HHFTF
32:1	237-101	1	O-Ring	43	2412-81	1	Clamp-R
33	119-1418	2	Plate-Clamp, Short	44	136-2313-03	1	Mount-Filter
34	115-1794	1	Screw-HHF	45	3234-29	2	Screw-HHF

● Not illustrated



## Hydraulic Pump Assembly No. 121-6545

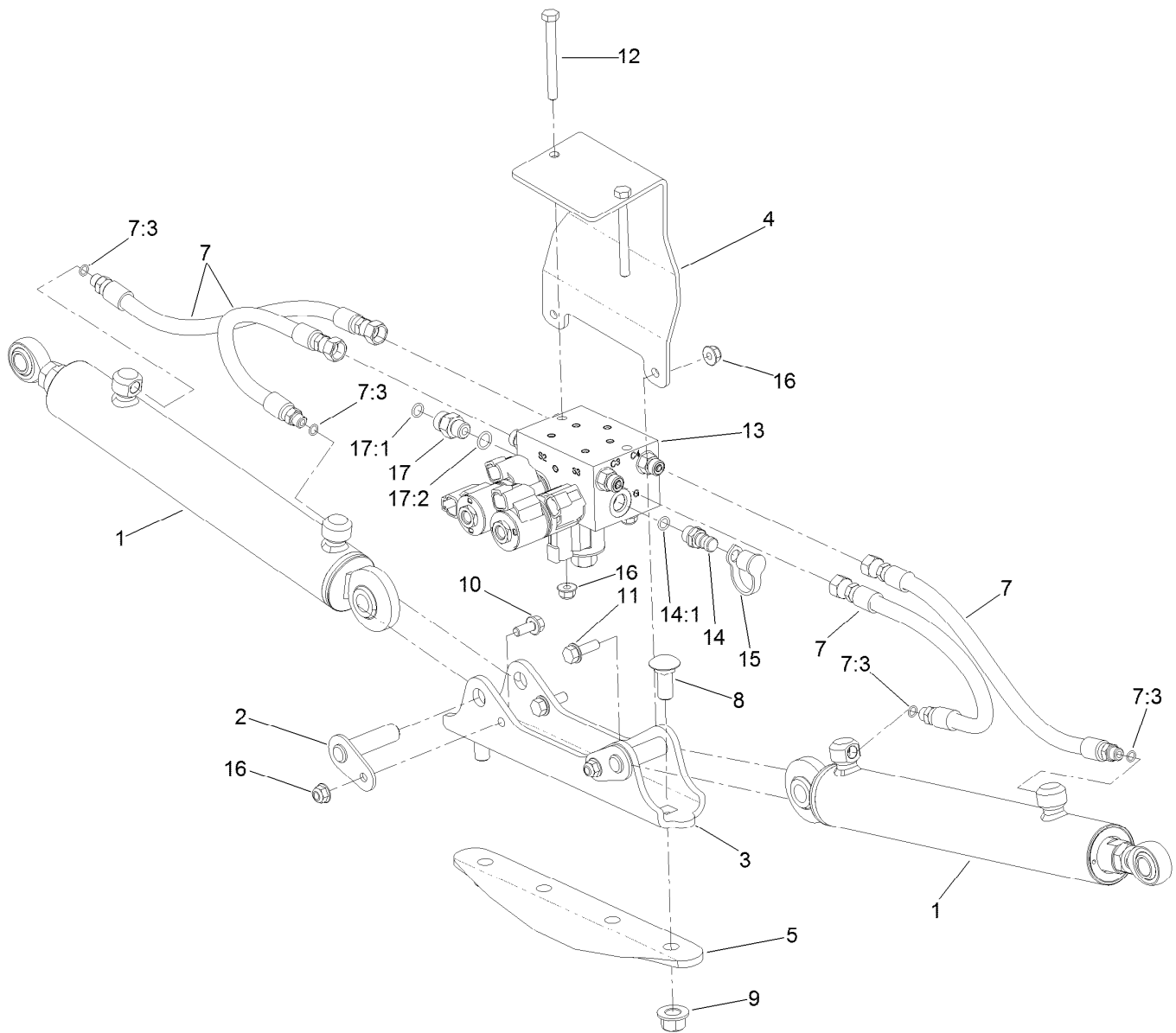
<i>Ref.</i>	<i>Part Number</i>	<i>Qty.</i>	<i>Description</i>
1	125-8147	1	Key, Square
2	125-8148	1	Seal Kit



## Steering Valve Assembly No. 138-6100

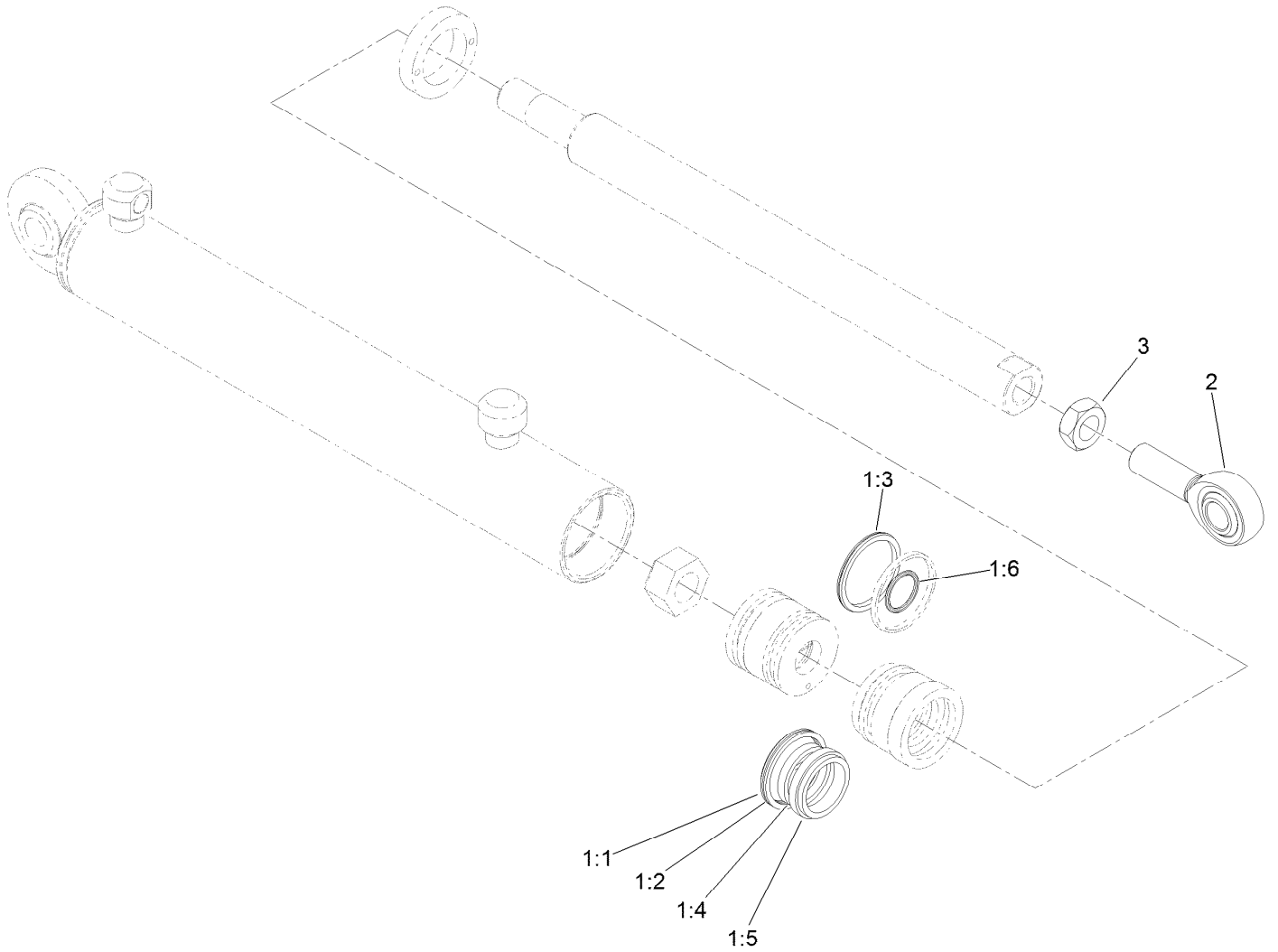
Ref.	Part Number	Qty.	Description
1	237-21	3	O-Ring
2	237-22	2	O-Ring
3	106-6716	1	Seal Kit
3:1		1	Ring-Seal, Dust ●
3:2		1	Seal-Shaft ●
3:3		1	O-Ring ●
3:4		2	O-Ring ●
3:5		5	O-Ring ●

● Not serviced separately



## Boom Lift Hydraulic Assembly

Ref.	Part Number	Qty.	Description	Ref.	Part Number	Qty.	Description
1	117-0701	2	Hydraulic Cylinder ASM	11	3234-29	2	Screw-HHF
2	112-7884	2	Pin-Pivot	12	322-14	2	Screw-HH
3	119-4856-03	1	Plate-Mount, Cylinders	13	136-2400	1	On-Off Boom Lift Valve ASM
4	130-8201-03	1	Mount-Valve	14	59-7410	1	Fitting-Diagnostic
5	131-0297-03	1	Plate-Stiffener, Boom	14:1	237-42	1	O-Ring
7	119-4859	4	Hose ASM	15	354-79	1	Cap-Dust
7:3	237-78	1	O-Ring	16	104-8300	6	Nut-HF, NI
8	110-5067	2	Screw-CARR	17	340-2	2	Fitting-Straight
9	99-5107	2	Nut-Lock	17:1	237-22	1	O-Ring
10	110-5053	2	Screw-HHF	17:2	237-42	1	O-Ring



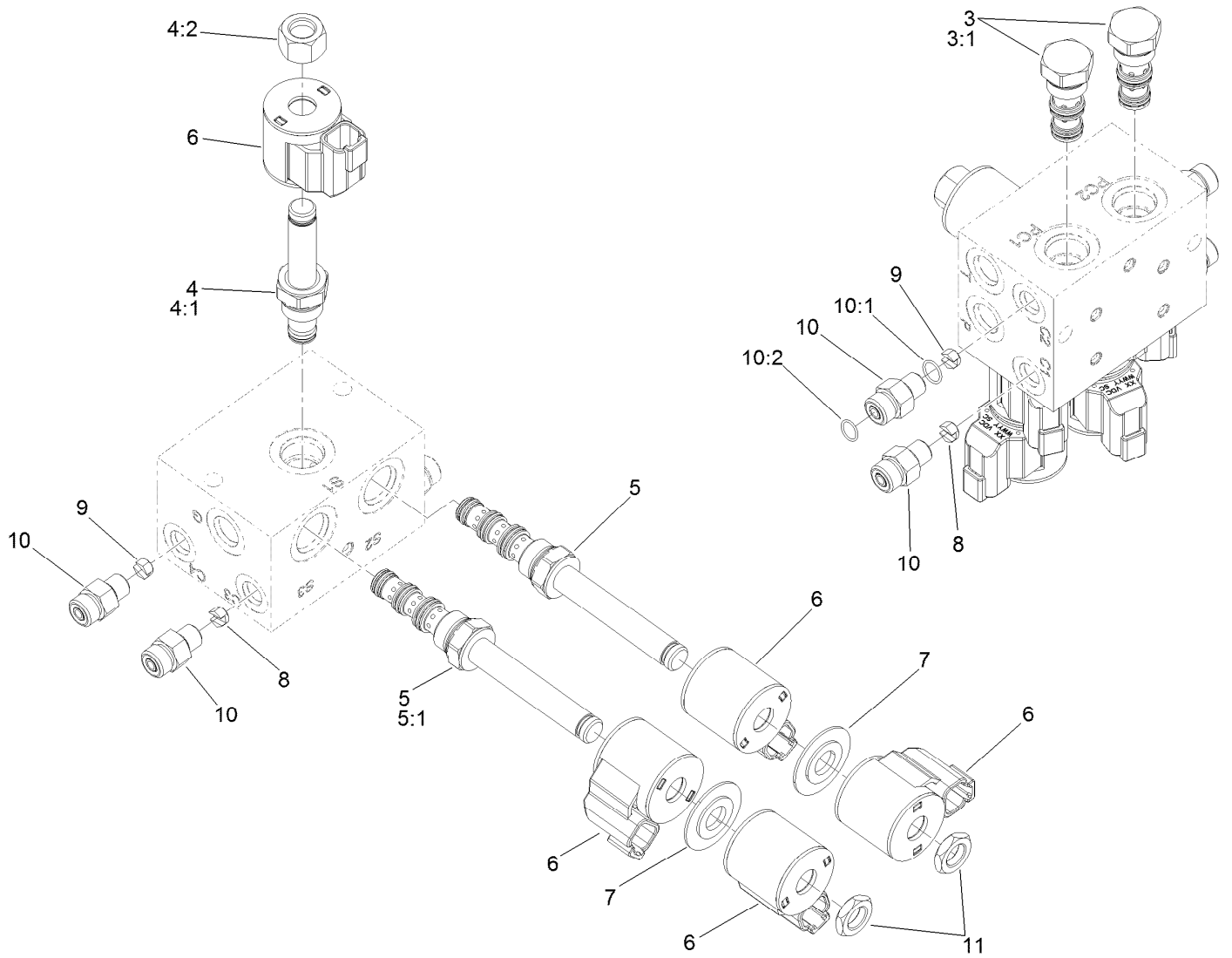
## Hydraulic Cylinder Assembly No. 117-0701

Ref.	Part Number	Qty.	Description
1	119-8026	1	Seal Kit ●
1:1		1	O-Ring ■
1:2		1	Ring-Backup ■
1:3		1	Bp Seal ■
1:4		1	Bs Seal ■
1:5		1	Dust Seal ■
1:6		1	O-Ring ■
2	119-8027	1	Rod End
3	3220-6	1	Nut-Jam

● Not illustrated

■ Not serviced separately

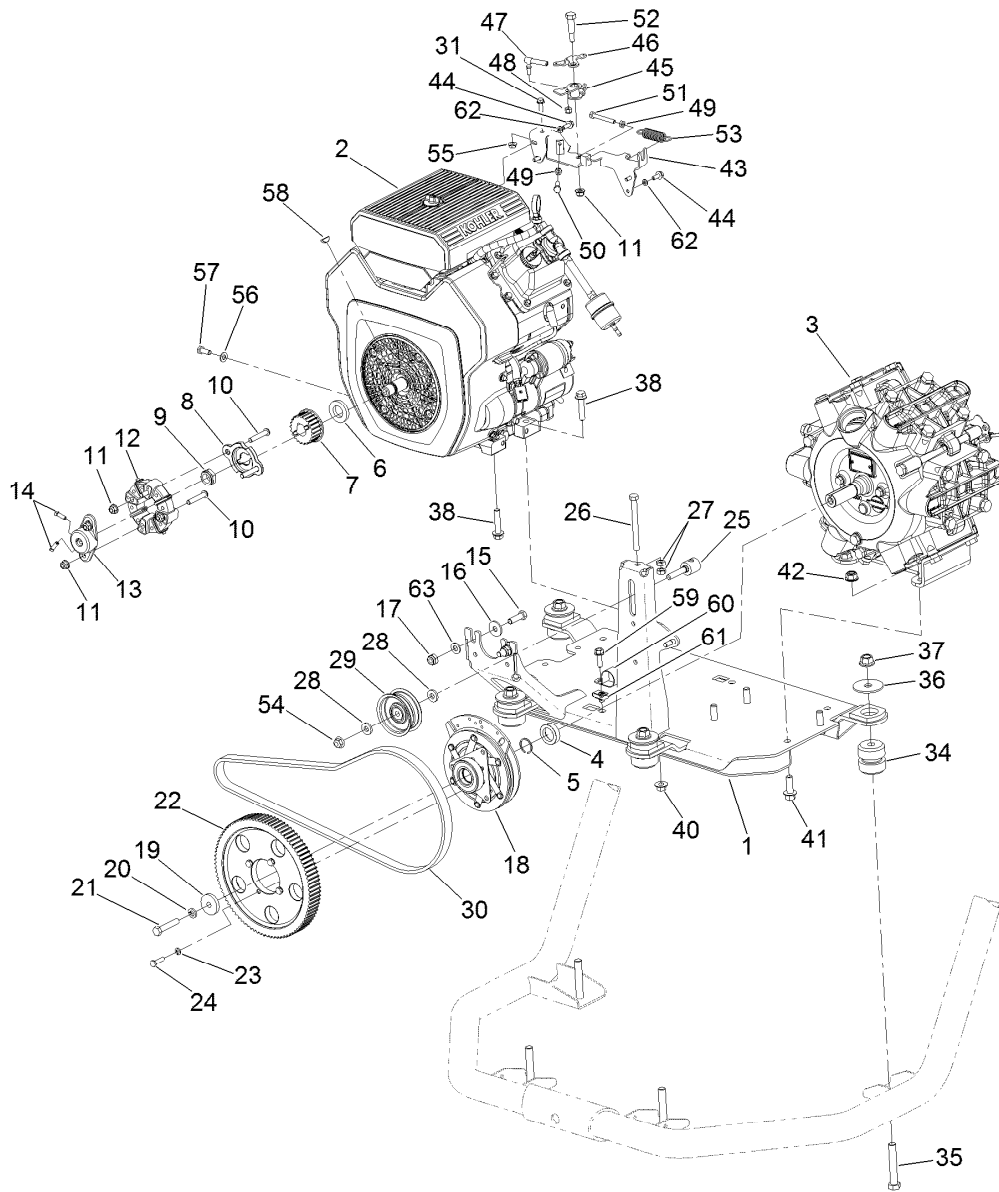




## On-Off Boom Lift Valve Assembly No. 136-2400

Ref.	Part Number	Qty.	Description
3	136-2430	2	Valve-Check, Po
3:1	120-0886	1	Seal Kit
4	107-7517	1	Valve-Solenoid
4:1	105-9156	1	Seal Kit
4:2	107-7812	1	Nut-Solenoid
5	120-2587	2	Valve-Solenoid
5:1	112-6520	1	Seal Kit ●
6	119-8036	5	Coil
7	120-2586	2	Spacer-Coil
8	110-8903	2	Orifice-Control, Flow (0.055)
9	125-8849	2	Orifice-Flow Control
10	340-92	4	Fitting-Straight
10:1	237-78	1	O-Ring
10:2	237-21	1	O-Ring
11	110-2634	2	Nut-Coil

● Not illustrated

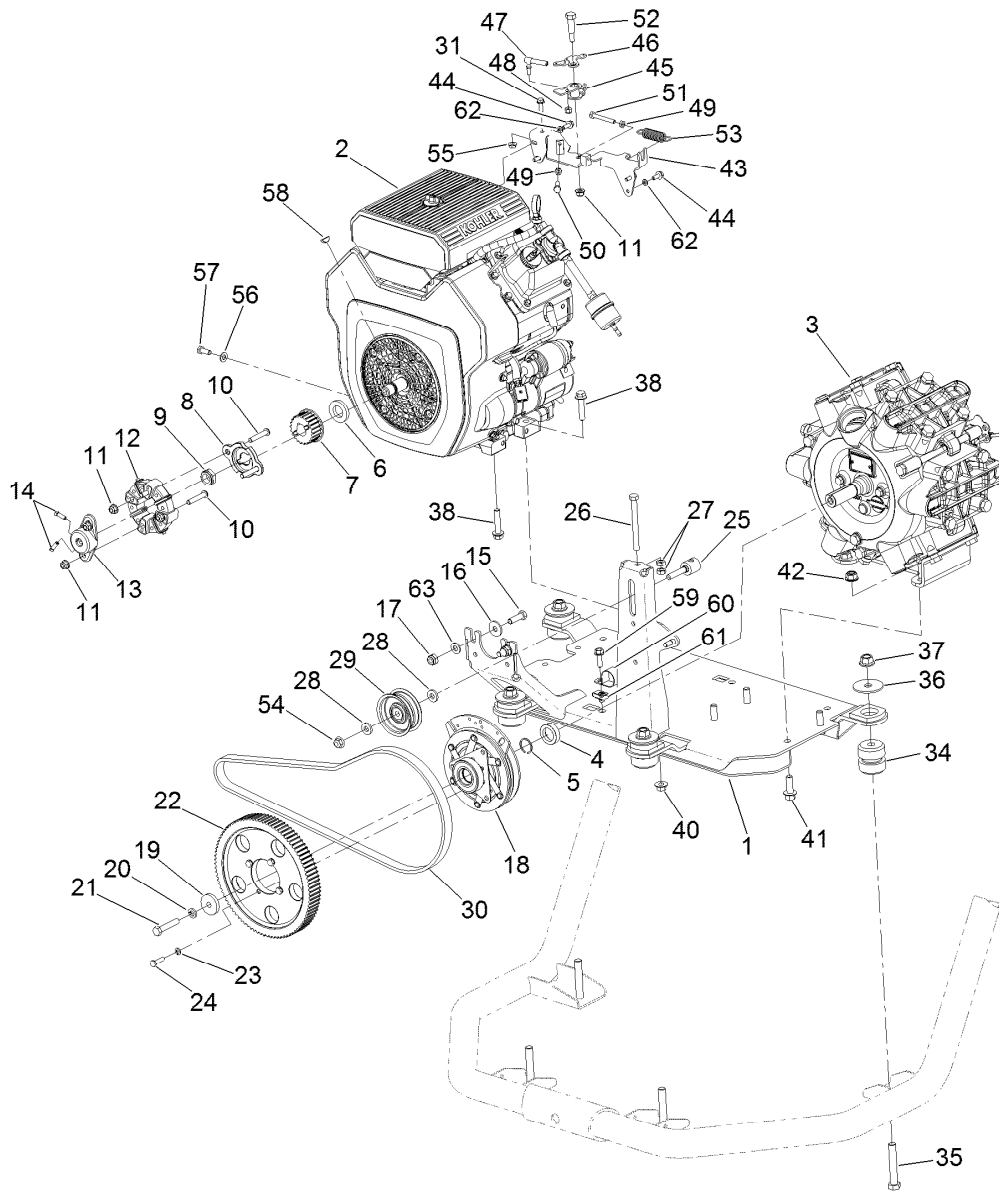


## Engine Mounting Assembly

Ref.	Part Number	Qty.	Description	Ref.	Part Number	Qty.	Description
1	121-6511-03	1	Mount-Engine	18	120-7625	1	Clutch-Electric
2		1	Engine-Kohler, Psch740-3357 ●■	19	125-0604	1	Spacer-Clutch
3	137-4231	1	Pump ASM	20	3253-5	1	Washer-Lock
4	108-3301	1	Retainer-Spacer	21	3211-46	1	Screw-HH
5	108-3302	1	Ring-Snap	22	125-7982	1	Sprocket-90 Tooth
6	104-1105	1	Spacer-Support, Deck	23	3253-3	4	Washer-Lock
7	125-8017	1	Sprocket-22 Tooth	24	321-6	4	Screw-HH
8	125-4092	1	Adaptor-Sprocket, Flanged	25	125-0605	1	Shaft-Idler
9	3296-15	1	Nut-Lock, NI	26	107-4026	1	Screw-HH
10	125-7977	4	Screw-HSBH	27	3217-7	2	Nut-Hex
11	104-8300	5	Nut-HF, NI	28	43-0940	2	Spacer
12	119-0652	1	Coupler-Rubber	29	1-633167	1	Sheave-Idler
13	115-2169	1	Hub-Pump	30	125-0765	1	Belt-Synchronous
14	3241-6	2	Screw-SQH	31	115-5103	1	Screw-HHF
15	323-7	2	Screw-HH	34	106-7865	4	Mount-Engine
16	52-2861	2	Washer	35	325-12	4	Screw-HH
17	3296-44	2	Nut-Lock, NI	36	41985	4	Washer-Special
				37	99-5107	4	Nut-Lock

● Not serviced separately

■ Obtain parts from [www.kohlerplus.com](http://www.kohlerplus.com)

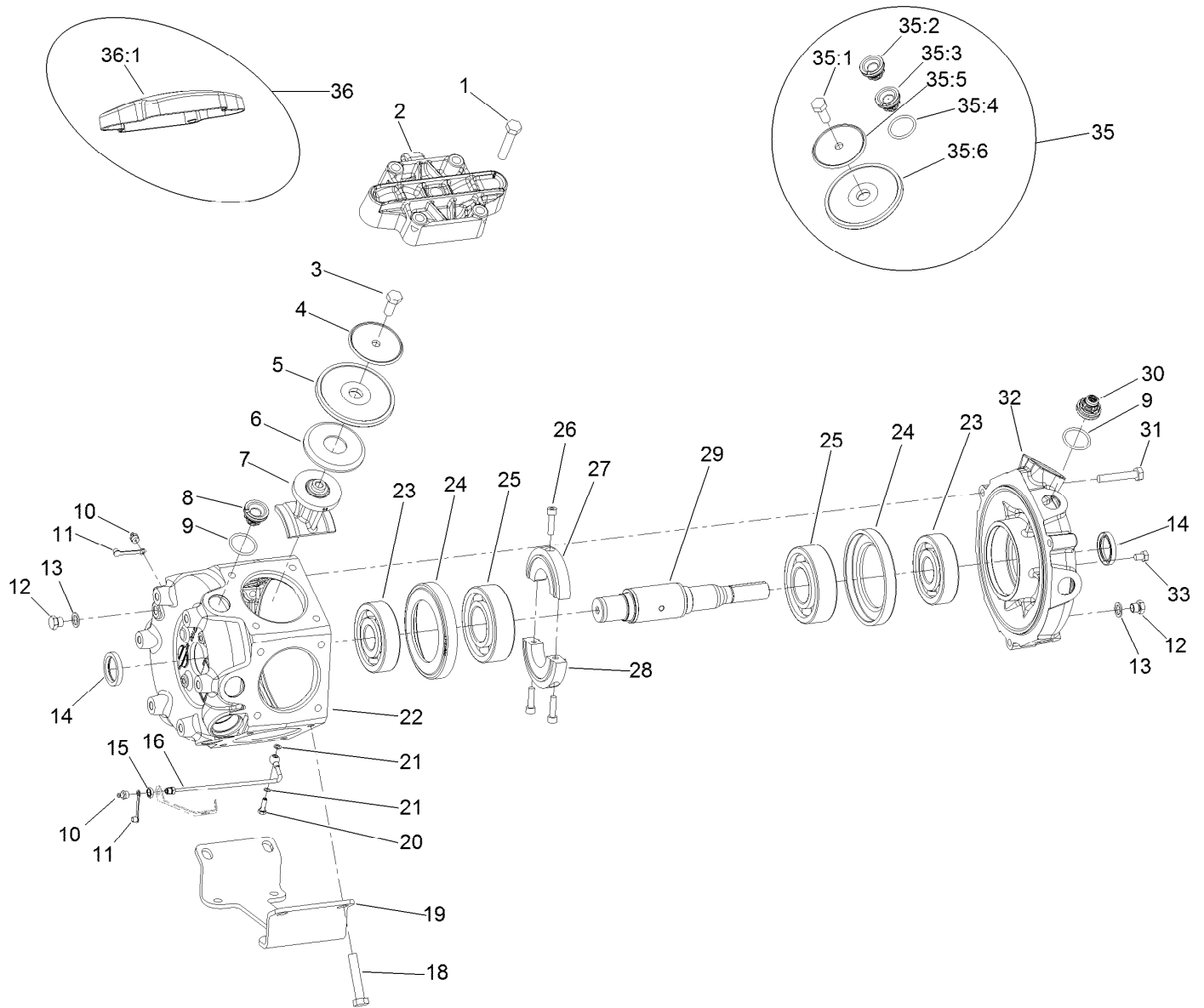


## Engine Mounting Assembly (continued)

Ref.	Part Number	Qty.	Description	Ref.	Part Number	Qty.	Description
38	3234-19	4	Screw-HHF	52	7-0030	1	Screw-Shoulder, HH
40	32128-43	4	Nut-Flange	53	67-1450	1	Spring-Idler
41	3234-15	4	Screw-HHF	54	104-8301	1	Nut-HF, NI
42	114-8417	4	Nut-HF, NI	55	32128-33	1	Nut-HF
43	87-7780	1	Bracket-Throttle	56	3256-23	1	Washer-Plain
44	33103-016	4	Screw-HHF	57	33114-020	1	Screw-HH
45	87-7800	1	Lever-Throttle	58	3257-5	1	Key-Woodruff
46	87-7790	1	Lever-Choke	59	3234-17	1	Screw-HHF
47	18-1720	1	Ball Joint	60	2412-126	1	R-Clamp
48	3296-3	1	Nut-Lock	61	115-7721	1	Nut-Clip, U
49	3220-1	2	Nut-Jam	62	48-8020	4	Washer-Spring
50	329-6	1	Screw-HH	63	3256-24	2	Washer-Flat
51	108-3660	1	Screw-TAP				

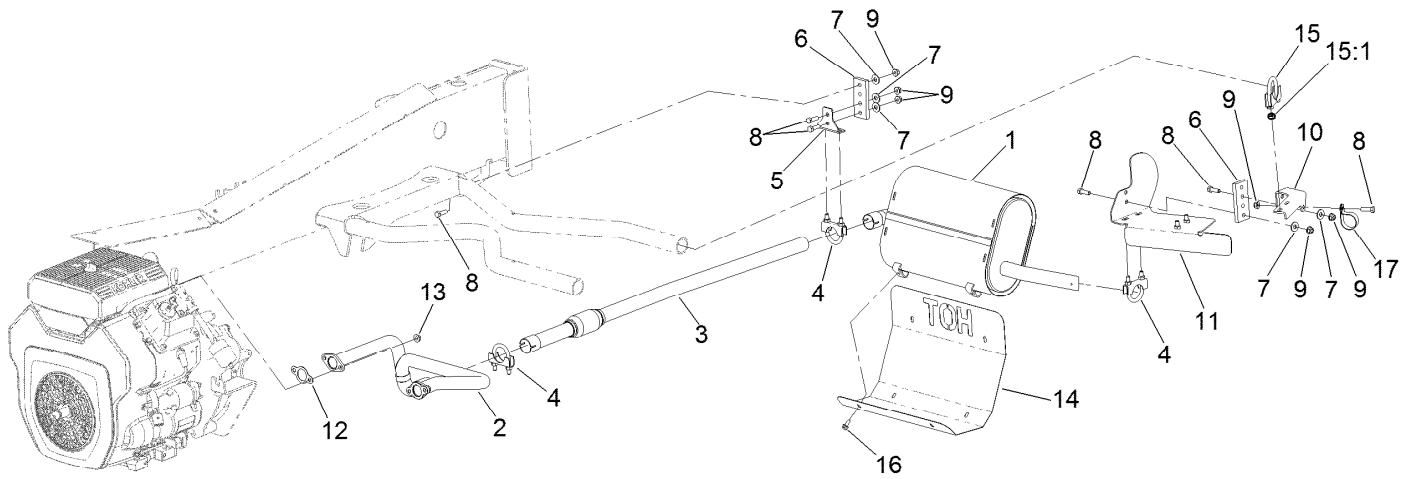
● Not serviced separately

■ Obtain parts from [www.kohlerplus.com](http://www.kohlerplus.com)



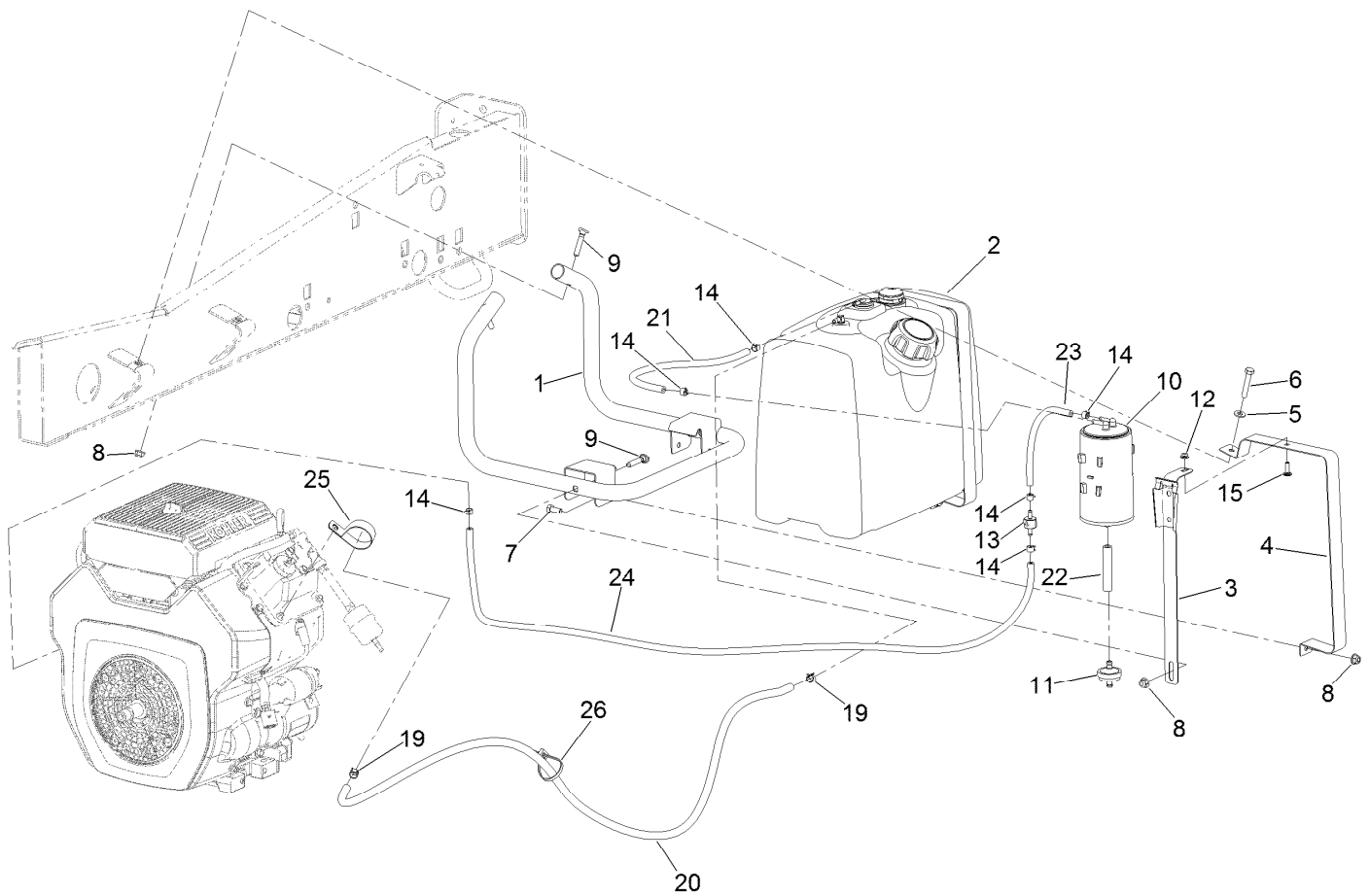
## Pump Assembly No. 137-4231

Ref.	Part Number	Qty.	Description	Ref.	Part Number	Qty.	Description
1	120-0773	20	Bolt-Hex	23	120-0788	2	Bearing-Ball
2	133-2824	6	Cover-Pump, Hardened	24	133-2820	2	Spacer-Metal
3	120-0777	6	Bolt-Hex	25	120-0791	2	Bearing-Ball
4	120-0778	6	Disc-Diaphragm	26	125-8146	3	Bolt-Allen
5	120-0779	6	Diaphragm	27	133-2828	1	Counter Weight
6	120-0780	6	Disc-Backing, Diaphragm	28	133-2829	1	Counter Weight
7	125-8141	6	Rod-Connectiing	29	133-2826	1	Shaft - Crank
8	99-0861	10	Valve-Pump	30	120-0793	2	Valve W/Hole
9	100-6651	12	O-Ring	31	120-0794	3	Bolt-Hex
10	133-2879	2	Nipple-Grease	32	133-2822	1	Housing-Pump, Front
11	133-2880	2	Cap-Grease Nipple, Yellow	33	120-0784	4	Bolt-Hex
12	120-0785	2	Plug	35	120-0796	1	Pump Kit
13	120-0786	2	Seal	35:1	120-0777	6	Bolt-Hex
14	120-0783	2	Seal-Oil	35:2	99-0861	10	Valve-Pump
15	133-2878	1	Nut	35:3	120-0793	2	Valve W/Hole
16	133-2877	1	Tube-Banjo, Long	35:4	100-6651	12	O-Ring
18	120-0774	4	Bolt-Hex	35:5	120-0778	6	Disc-Diaphragm
19	120-0787	1	Foot-Pump	35:6	120-0779	6	Diaphragm
20	133-2830	1	Bolt-Banjo	36	133-2898	1	Pump Head Kit
21	136-2251	2	Gasket	36:1	133-2824	6	Cover-Pump, Hardened
22	133-2821	1	Housing-Pump, Main				



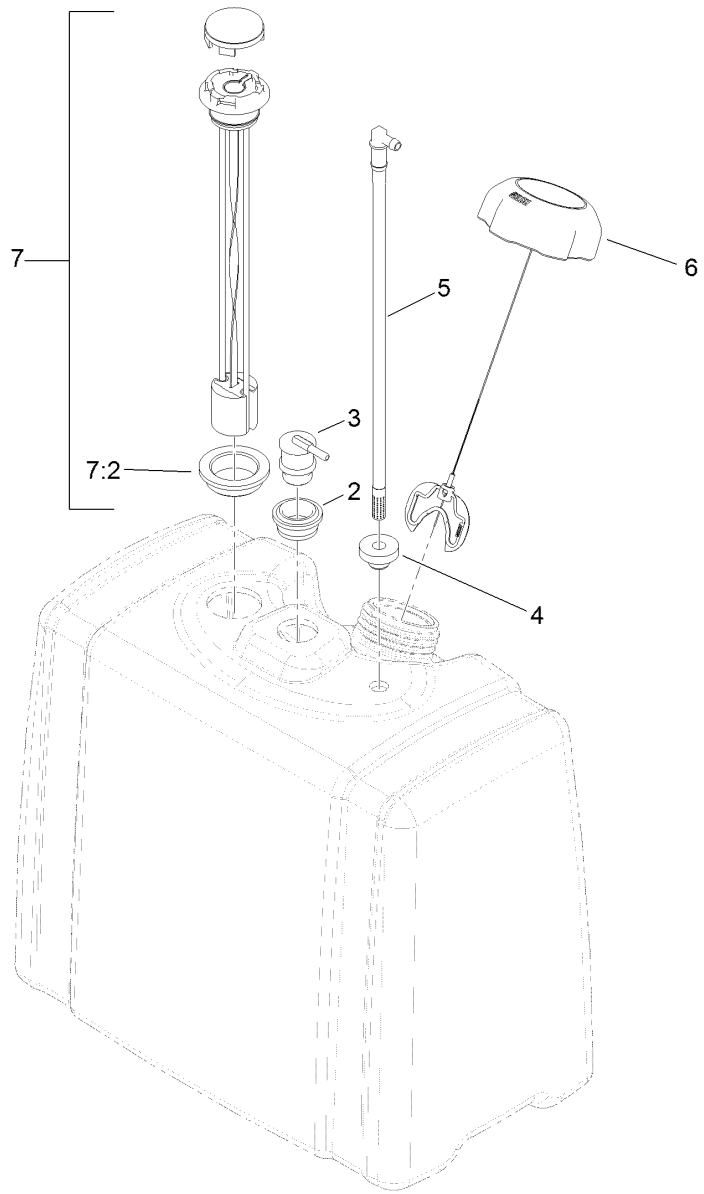
## Exhaust Assembly

<i>Ref.</i>	<i>Part Number</i>	<i>Qty.</i>	<i>Description</i>	<i>Ref.</i>	<i>Part Number</i>	<i>Qty.</i>	<i>Description</i>
1	127-9736	1	Muffler-Venturi	10	131-3286-03	1	Mount-Muffler
2	127-9734	1	Manifold-Exhaust	11	130-7143	1	Shield-Muffler
3	127-9735	1	Pipe-Exhaust	12	110-6697	2	Gasket-Exhaust
4	2112-11	4	Clamp-Muffler	13	92-6780	4	Nut-HF
5	130-7101	1	Bracket-Hanger, Tailpipe	14	127-9787	1	Shield-Heat, Muffler
6	117-0744	2	Hanger-Muffler	15	2112-9	1	Clamp
7	3256-3	7	Washer-Flat	15:1	32128-20	2	Nut-HF
8	322-5	8	Screw-HH	16	3234-13	6	Screw-HHF
9	104-8300	8	Nut-HF, NI	17	2412-74	1	R-Clamp



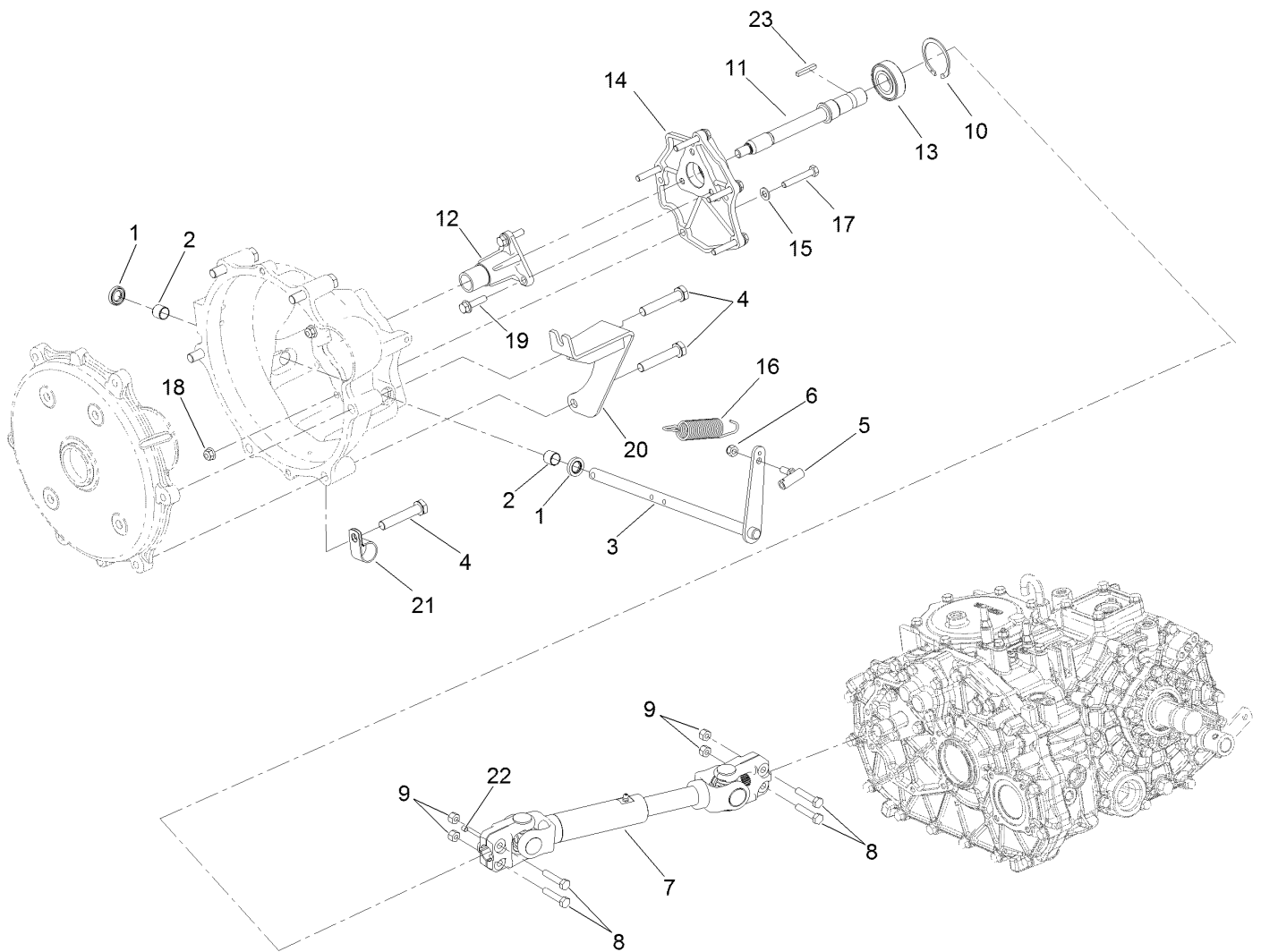
## Fuel Tank, Filter and Line Assembly

<i>Ref.</i>	<i>Part Number</i>	<i>Qty.</i>	<i>Description</i>	<i>Ref.</i>	<i>Part Number</i>	<i>Qty.</i>	<i>Description</i>
1	125-0850-03	1	Tube-Mount, Fuel Tank	13	133-8499	1	Valve-Check, Vacuum
2	115-9048	1	Fuel Tank ASM	14	2412-80	6	Clamp-Hose
3	125-8129-03	1	Strap-Cannister, Carbon	15	1-807512	1	Bolt-CARR
4	125-0853	2	Strap-Fuel Tank	19	2412-98	2	Clamp-Hose
5	33094-00	2	Washer-Plain	20	110-3372	1	Hose-Fuel
6	322-41	2	Bolt-Hex,TAP	21	112-7048	1	Hose-Fuel
7	322-3	2	Screw-HH	22	110-0047	1	Hose-Fuel
8	104-8300	5	Nut-HF, NI	23	115-7871	1	Hose-Fuel
9	17-9420	3	Screw-Handle	24	119-6073	1	Hose-Fuel
10	127-8685	1	Canister-Carbon	25	2412-147	1	Clamp-R
11	115-7854	1	Filter-Fuel, Inline	26	3290-378	1	Tie-Cable
12	104-7201	1	Nut-HF, NI				



## Fuel Tank Assembly No. 115-9048

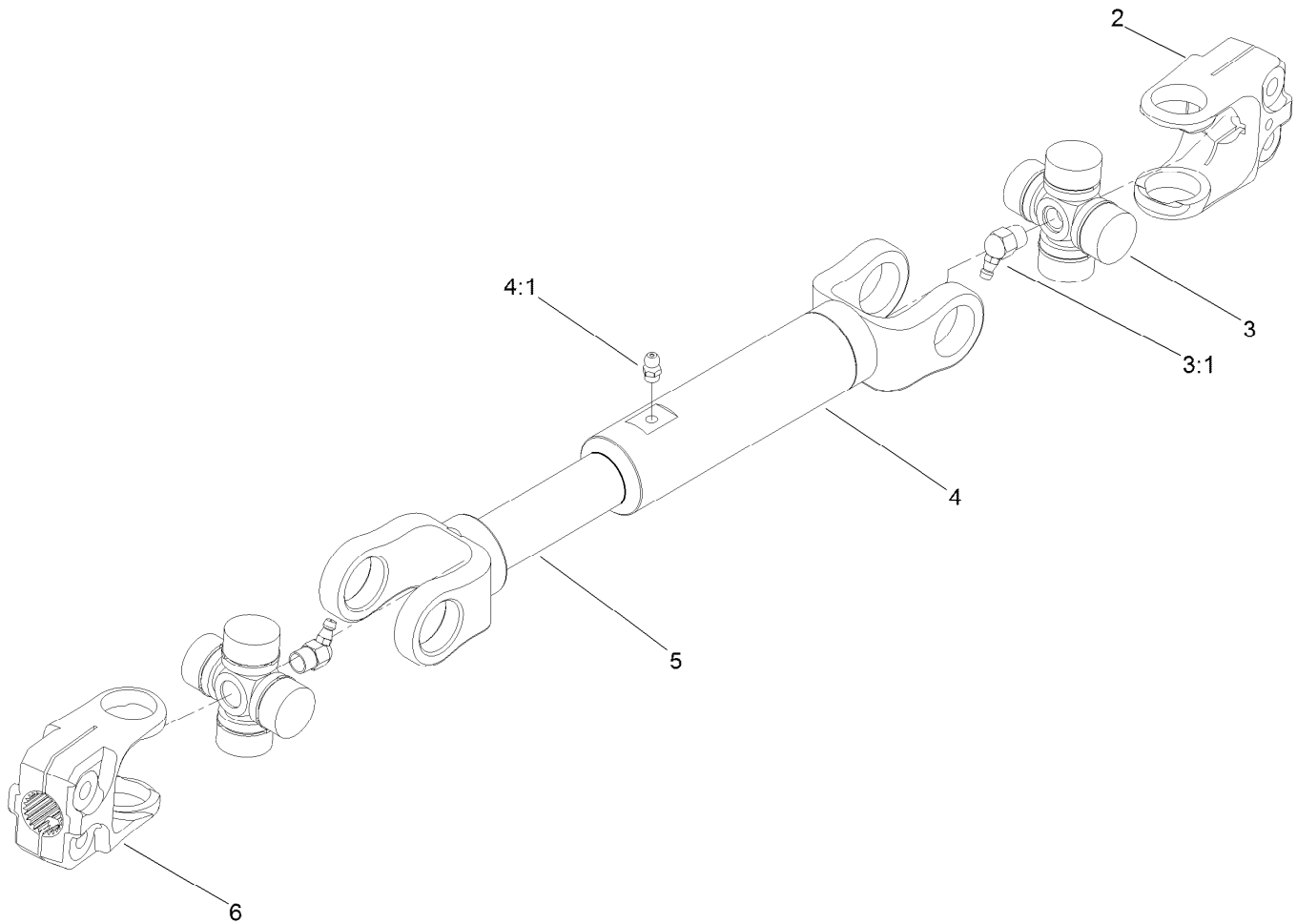
<i>Ref.</i>	<i>Part Number</i>	<i>Qty.</i>	<i>Description</i>
2	114-0284	1	Grommet
3	114-0285	1	Valve-Rollover
4	46-6560	1	Bushing
5	115-9044	1	Pipe-Stand
6	137-4127	1	Cap-Fuel
7	119-0509	1	Gauge ASM
7:2	119-0508	1	Seal



## Driveshaft Connection Assembly

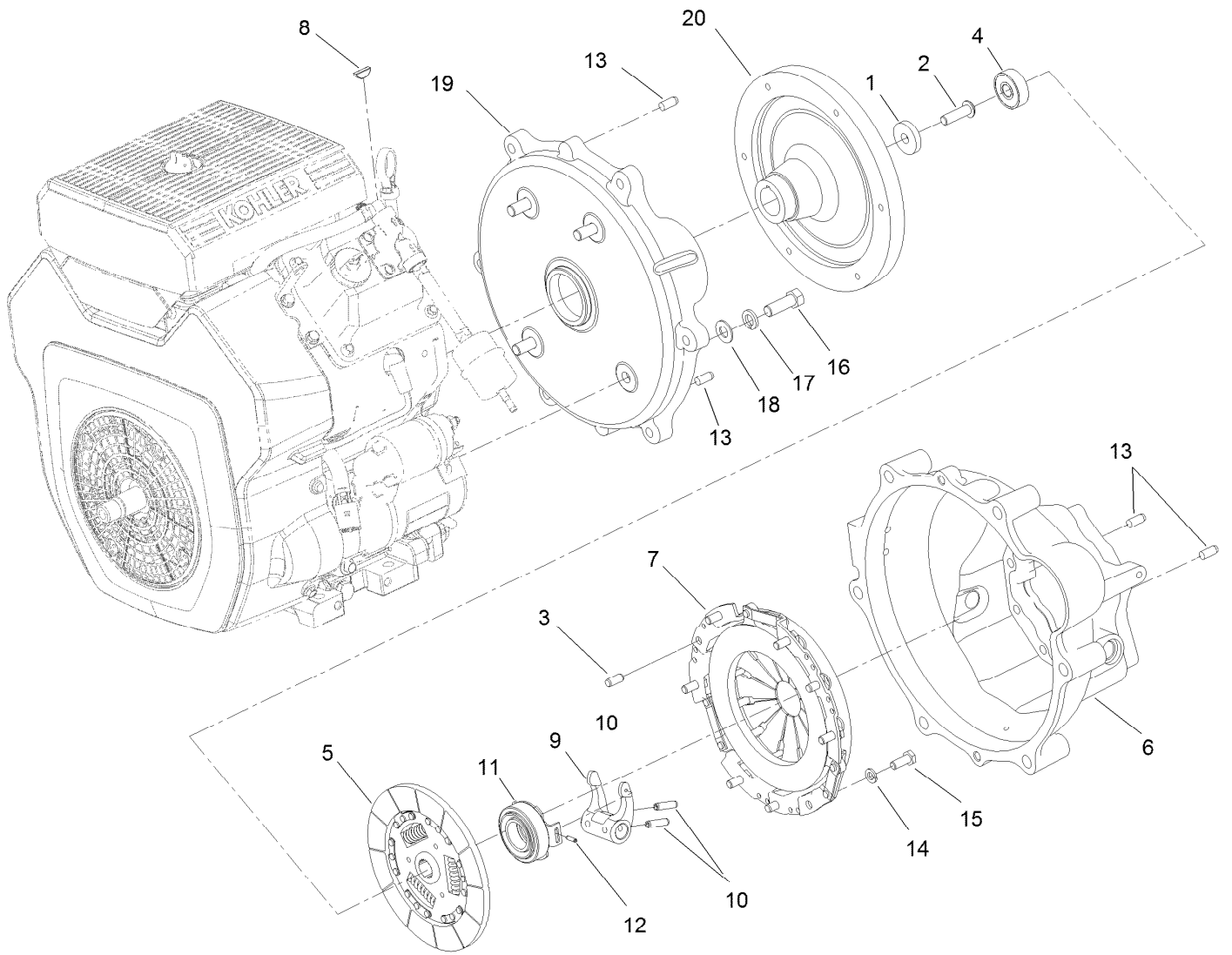
<i>Ref.</i>	<i>Part Number</i>	<i>Qty.</i>	<i>Description</i>	<i>Ref.</i>	<i>Part Number</i>	<i>Qty.</i>	<i>Description</i>
1	87-1920	2	Seal-Oil	13	251-82	1	Bearing-Ball
2	87-3770	2	Bushing-Housing, Bell	14	125-0820	1	Cover-Bearing Support
3	115-2311	1	Lever-Clutch	15	3256-23	5	Washer-Plain
4	107-7983	6	Screw-HH	16	68-9950	1	Spring-Traction
5	2411-33	1	Balljoint-RH (W/Grommet)	17	322-10	5	Screw-HH
6	3296-4	1	Nut-Lock	18	104-8300	5	Nut-HF, NI
7	119-6040	1	Driveshaft ASM	19	119-4036	3	Screw-HHF
8	322-8	4	Screw-HH	20	125-8063-0P	1	Bracket ASM - Clutch Cable
9	3296-29	4	Nut-Lock, NI	21	2412-82	1	Clamp-R
10	32151-71	1	Ring-Retaining, Internal	22	3245-32	1	Screw-HSH
11	125-0797	1	Shaft-Output	23	92-0049	1	Key-Square
12	87-5320	1	Release-Guide				





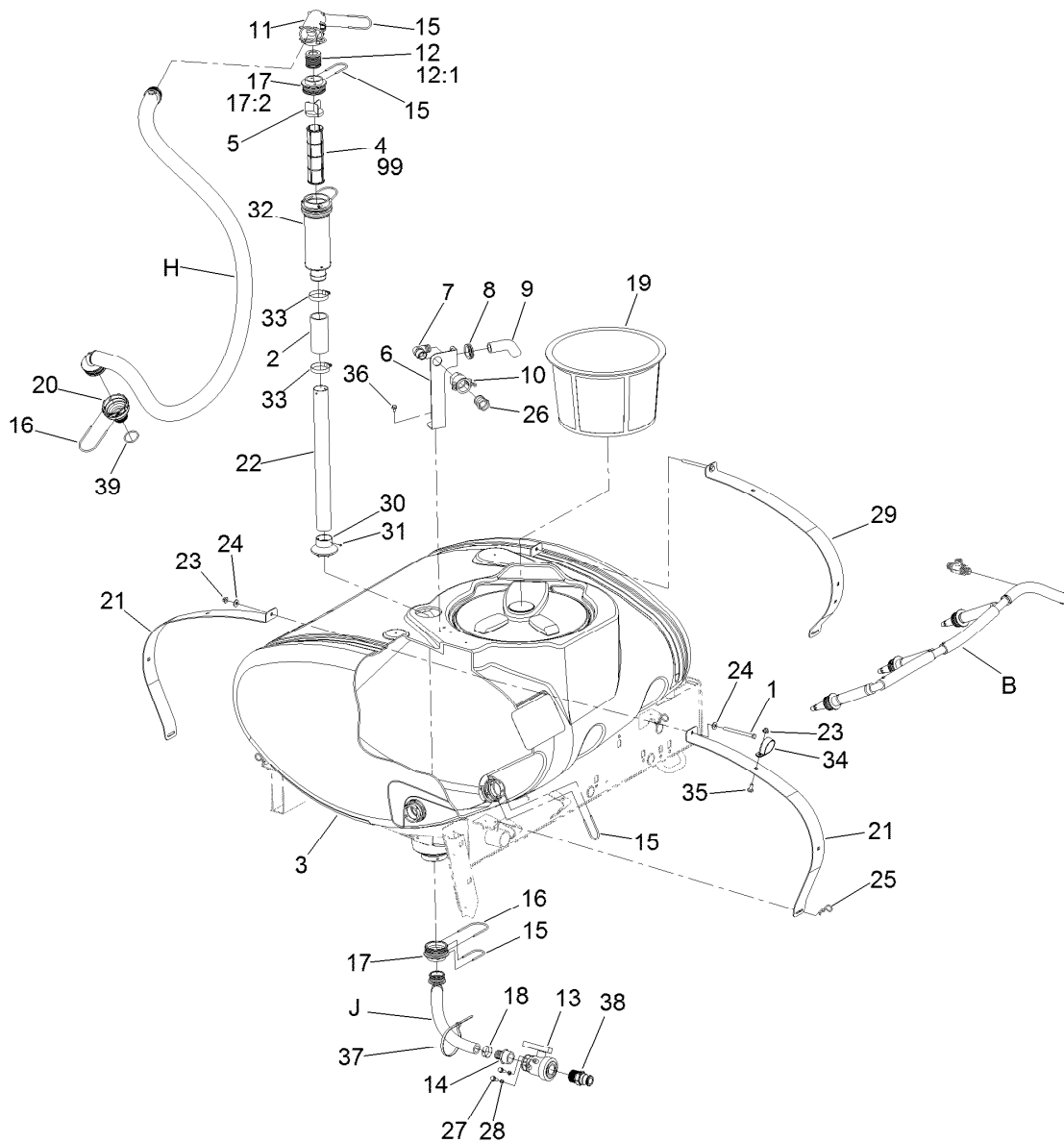
## Driveshaft Assembly No. 119-6040

<i>Ref.</i>	<i>Part Number</i>	<i>Qty.</i>	<i>Description</i>
2	100-8633	1	Yoke-Keyed
3	54-9180	2	U-Joint Kit
3:1	62-3820	1	Fitting-Grease
4	110-4706	1	Tube-Yoke, Slip
4:1	302-58	1	Fitting-Straight
5	110-4705	1	Shaft-Yoke, Slip
6	100-8632	1	Yoke-Splined



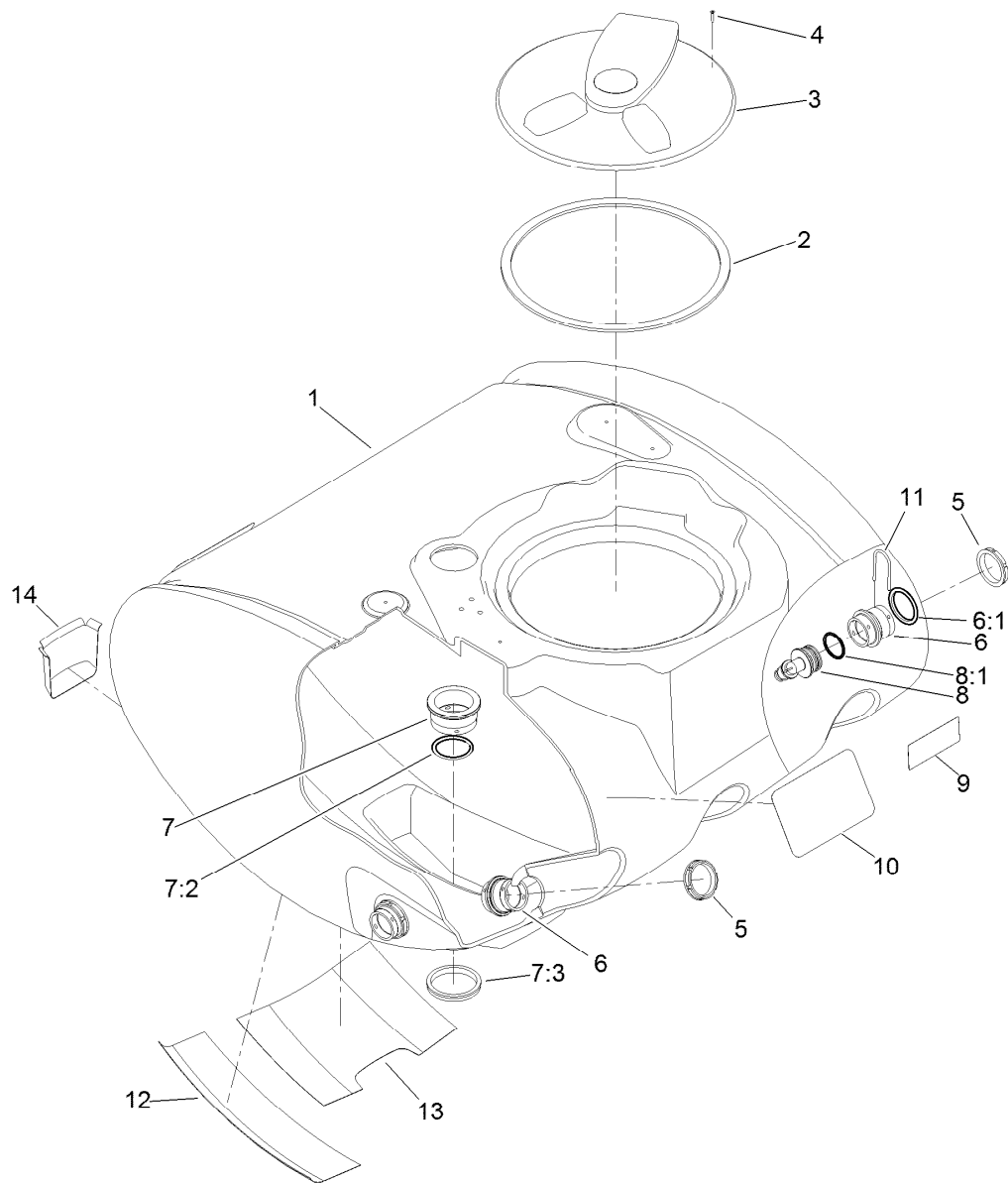
## Clutch and Bell Housing Assembly

<i>Ref.</i>	<i>Part Number</i>	<i>Qty.</i>	<i>Description</i>	<i>Ref.</i>	<i>Part Number</i>	<i>Qty.</i>	<i>Description</i>
1	87-6080	1	Washer	11	110-2538	1	Bearing-Release, Clutch
2	3274-63	1	Screw-HSBH	12	32121-7	1	Pin-Roll, Slotted
3	42-7160	3	Pin	13	87-1910	4	Pin-Dowel
4	87-6460	1	Bearing-Ball (W/Seal)	14	3253-4	6	Washer-Lock
5	98-2959	1	Disc-Clutch	15	33114-020	6	Screw-HH
6	104-9249	1	Housing-Bell	16	324-5	4	Screw-HH
7	98-2958	1	Cover-Clutch	17	3253-6	4	Washer-Lock
8	3257-5	1	Key-Woodruff	18	3256-25	4	Washer-Flat
9	87-5300	1	Fork-Clutch	19	107-7991	1	Adapter-Clutch
10	32121-24	2	Pin-Spring	20	87-6480	1	Flywheel



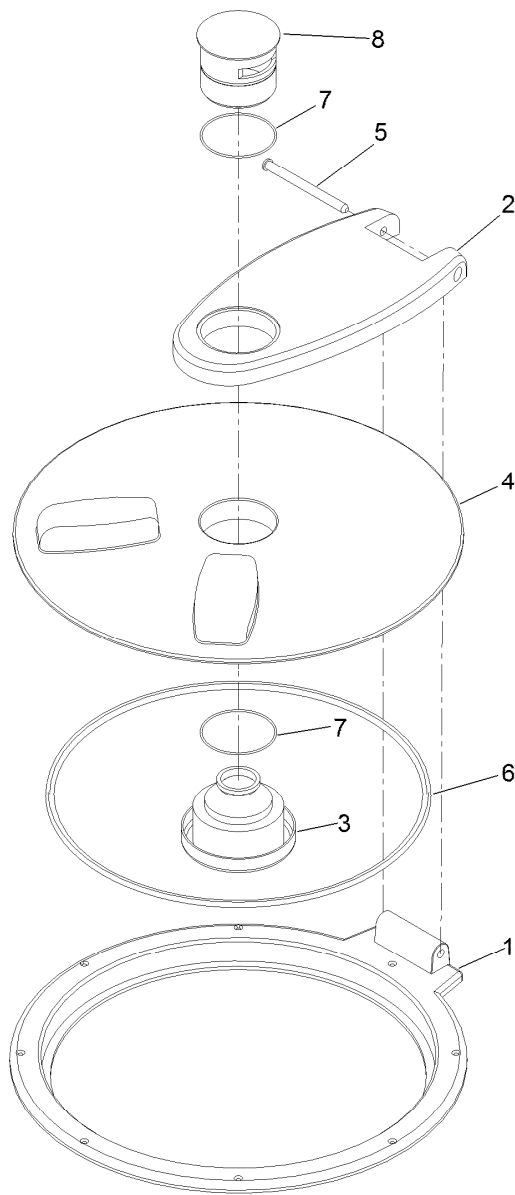
## Spray Tank Assembly

Ref.	Part Number	Qty.	Description	Ref.	Part Number	Qty.	Description
1	323-59	2	Bolt-Cap	20	133-2883	1	Fitting
2	100-8649	1	Hose-Suction	21	121-6477-03	2	Band-Tank
3	121-6491	1	Tank ASM	22	125-7997	1	Tube-Suction
4	100-8642	1	Screen-Suction	23	104-8301	3	Nut-HF, NI
5	100-8641	1	Vane-Screen	24	3256-4	4	Washer-Flat
6	110-5082-03	1	Bracket-Anti Siphon	25	3290-343	4	Pin-Hair
7	41140	1	Elbow	26	41316	1	Adapter-Quick
8	110-5090	1	Grommet	27	3234-29	2	Screw-HHF
9	110-5088	1	Hose-Fill	28	3296-47	2	Nut-Lock,NI
10	100-6779	1	Coupling-Female	29	125-0987-03	2	Band-Tank, Rear
11	100-6704	1	Tee	30	100-6714	1	Foot-Tube, Suction
12	106-4947	1	Connector	31	108-3270	1	Screw-TAP
12:1	100-8637	2	O-Ring	32	130-7096	1	Filter ASM
13	108-0069	1	Valve-Ball	33	2412-130	2	Clamp-Hose
14	110-5224	1	Fitting-Barbed, Straight	34	114-9566	1	Clamp-R
15	100-8635	8	Fork	35	3231-2	1	Bolt-CARR
16	117-7996	2	Fork	36	3234-30	1	Screw-HHF
17	117-7928	2	Adapter ASM	37	1-809066	1	Cable Tie-Plastic
17:2	100-6989	1	O-Ring	38	132-7787	1	Coupler-Quick
18	2412-34	1	Clamp-Hose	39	133-2884	1	O-Ring
19	119-9419	1	Basket-Filter	99	133-0385	2	Screen-Teejet, 50 Mesh



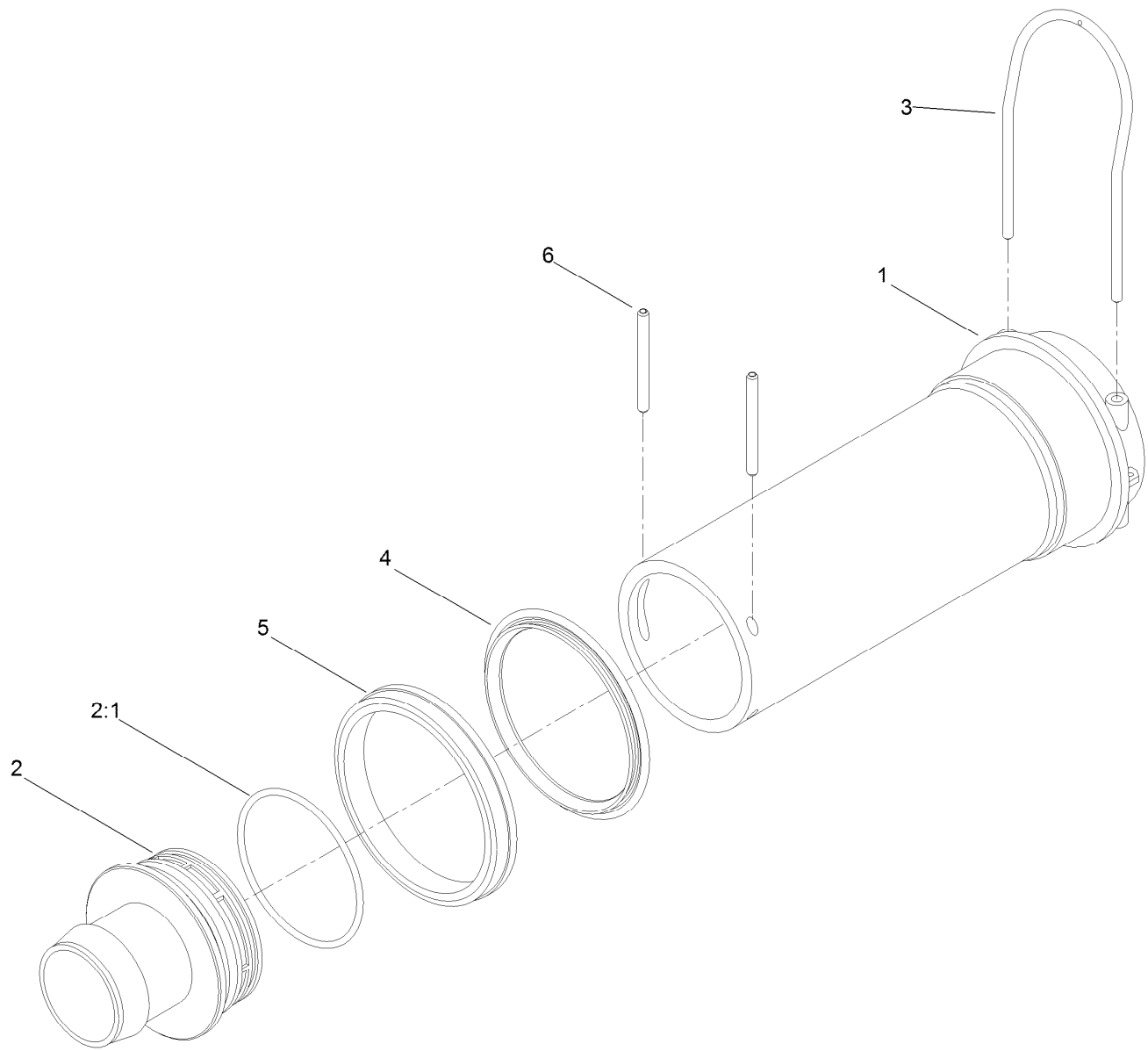
## Tank Assembly No. 121-6491

<i>Ref.</i>	<i>Part Number</i>	<i>Qty.</i>	<i>Description</i>	<i>Ref.</i>	<i>Part Number</i>	<i>Qty.</i>	<i>Description</i>
1	121-6490	1	Tank-175 Gallon	7:3	100-8647	1	Nut-Bulkhead
2	119-9378	1	Gasket-Lid, Tank	8	106-4933	2	Hosebarb ASM
3	138-6283	1	Lid ASM - Sprayer Tank	8:1	100-8637	1	O-Ring
4	107-8635	8	Screw-PFH	9	120-0622	1	Decal-Warning
5	100-7051	4	Nut-Bulkhead	10	121-6486	2	Decal-Tank
6	108-3358	5	Fitting-Bulkhead	11	100-8635	2	Fork
6:1	107-2864	1	Gasket-Bulkhead	12	125-7967	1	Heat Tape-Shield, Front
7	117-7851	1	Bulkhead ASM	13	125-7968	1	Heat Tape-Shield, Side
7:2	100-8646	1	Gasket-Bulkhead	14	125-7969	1	Heat Tape-Shield, Sump



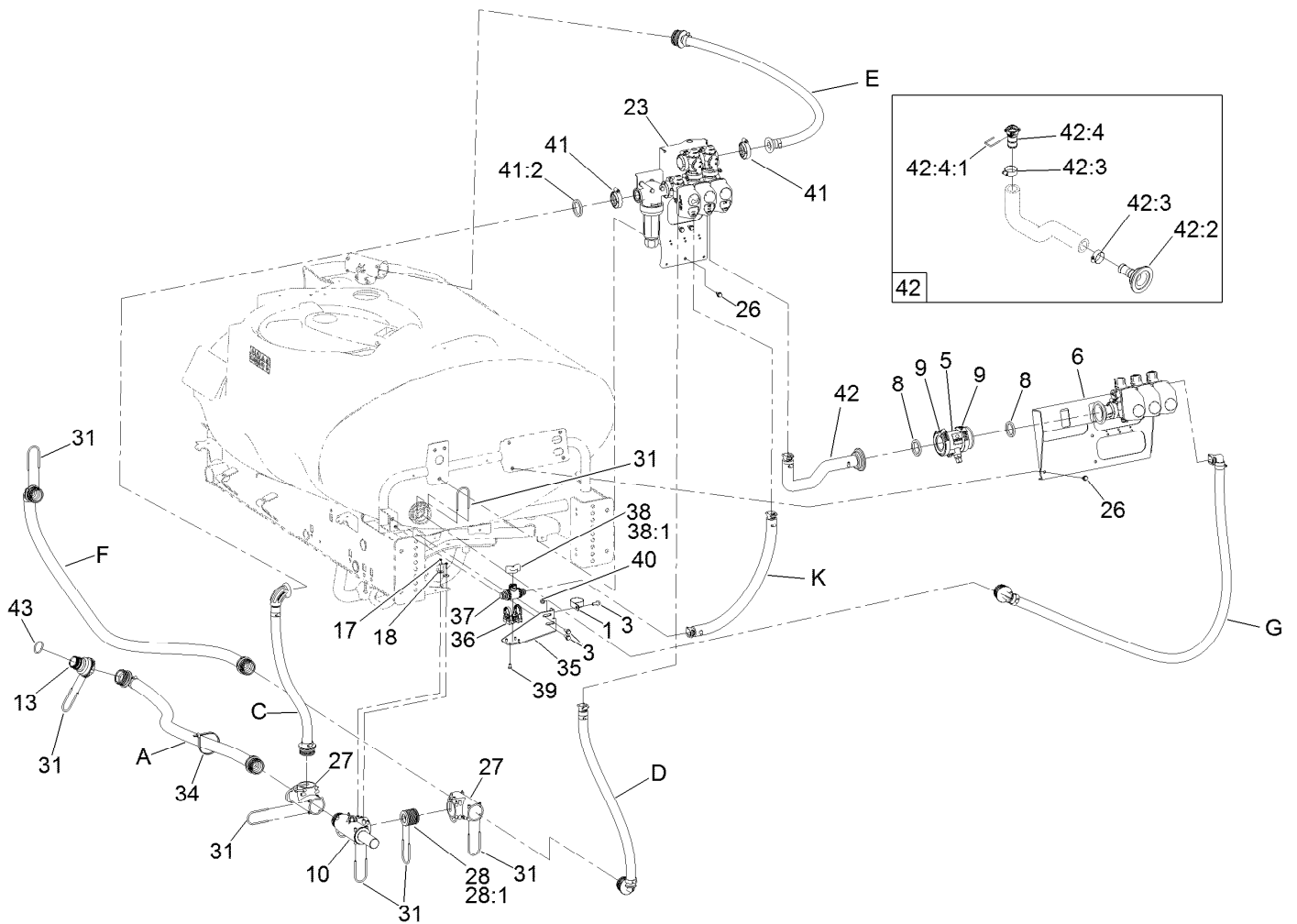
## Spray Tank Lid Assembly No. 138-6283

<i>Ref.</i>	<i>Part Number</i>	<i>Qty.</i>	<i>Description</i>
1	119-9381	1	Ring-Lid
2	119-9382	1	Arm-Lid
3	119-9383	1	Vent-Lid
4	119-9384	1	Cover-Lid
5	119-9385	1	Pin-Pivot
6	138-6281	1	Seal - Tank Lid
7	119-9386	2	O-Ring
8	119-9387	1	Cap-Lid



## Filter Assembly No. 130-7096

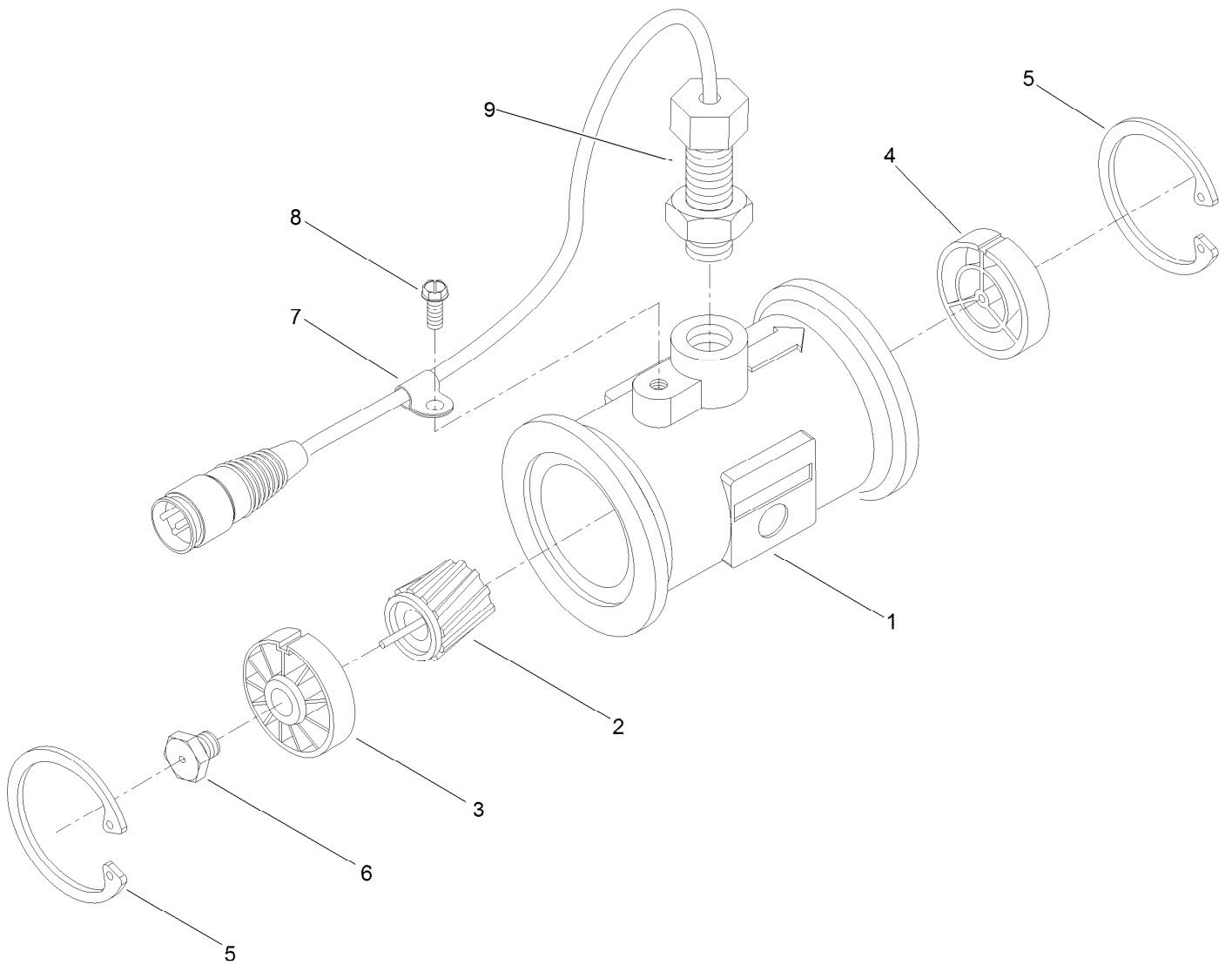
<i>Ref.</i>	<i>Part Number</i>	<i>Qty.</i>	<i>Description</i>
1	100-8643	1	Housing-Filter
2	106-4942	1	Hosebarb-Straight
2:1	100-6989	1	O-Ring
3	100-8636	1	Fork-Special
4	100-8646	1	Gasket-Bulkhead
5	100-8647	1	Nut-Bulkhead
6	100-8644	2	Pin-Expansion



## Spray Tank Valve Assembly

Ref.	Part Number	Qty.	Description	Ref.	Part Number	Qty.	Description
1	2412-147	1	Clamp-R	34	3334-945	3	Tie-Cable
3	3234-47	3	Screw-HHF	35	132-4318-03	1	Mount-Bracket, Agitation
5	138-6128	1	Flow Meter ASM	36	132-4302	1	Mount-Valve
6		1	Manifold ASM-Section	37	131-0249	1	On/Off 2-Way Valve Kit
8	104-9090	2	Gasket	38	131-0264	1	Agitation Throttling Handle Kit
9	104-9089	2	Clamp-Screw, Worm	38:1	131-0263	1	Screw-Handle
10	117-7874	1	Relief Valve ASM	39	33113-012	4	Screw-HH
13	133-2881	1	Fitting	40	104-8300	1	Nut-HF, NI
17	32144-32	2	Screw	41	127-9829	2	Clamp/Gasket Kit
18	3256-61	2	Washer-Flat	41:2	127-1145	1	Gasket-Flange
23		1	Manifold ASM-Agitation, Mp1750 ●	42	132-4343	1	Master Hose ASM
26	32104-32	7	Screw-HWH	42:2	107-8704	1	Hosebarb
27	100-6704	2	Tee	42:3	2412-34	2	Clamp-Hose
28	106-4947	1	Connector	42:4	127-9806	1	Fitting Kit
28:1	100-8637	2	O-Ring	42:4:1	133-0398	1	Pin-Fork
31	100-8635	12	Fork	43	133-2882	1	O-Ring

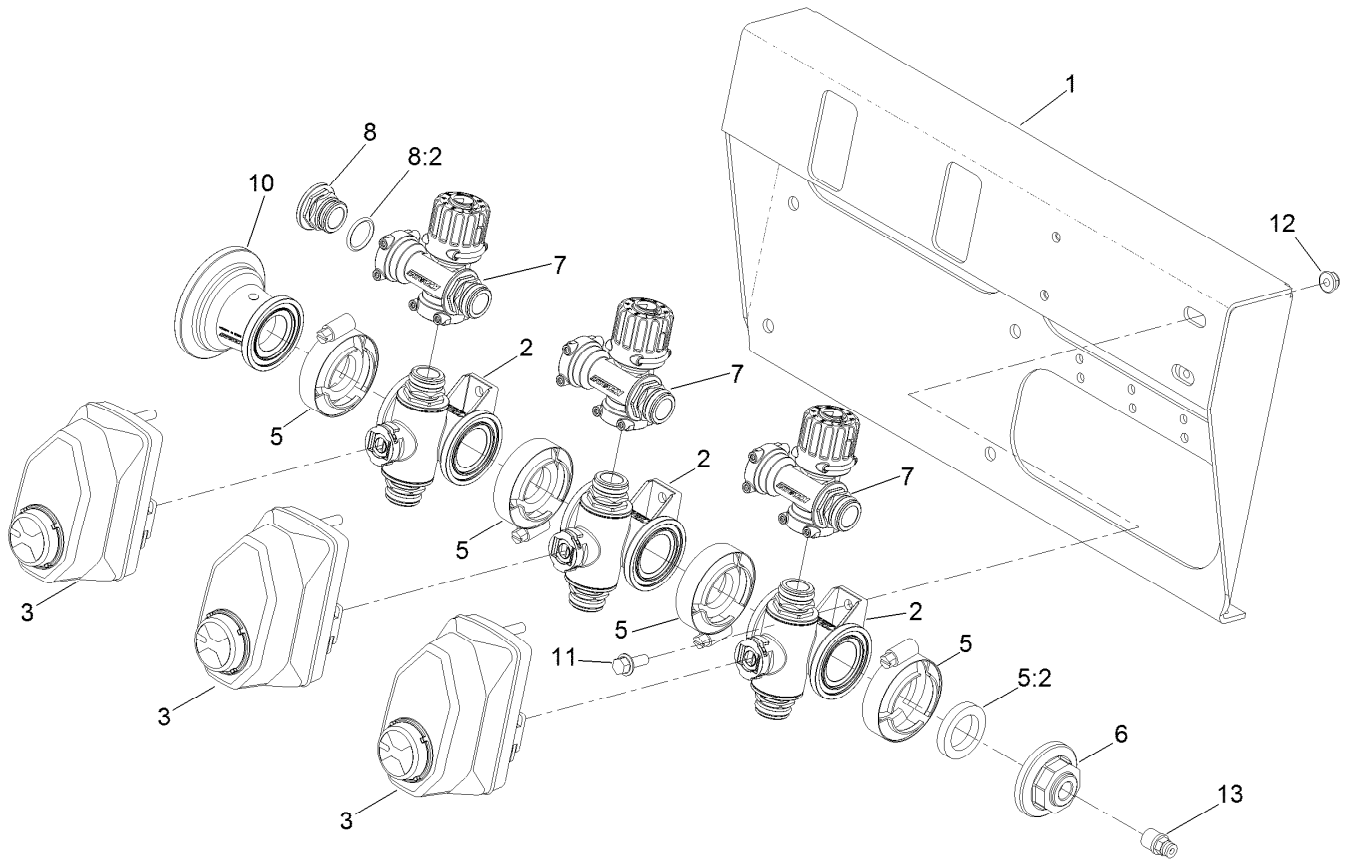
● Not serviced separately



## Flow Meter Assembly No. 138-6128

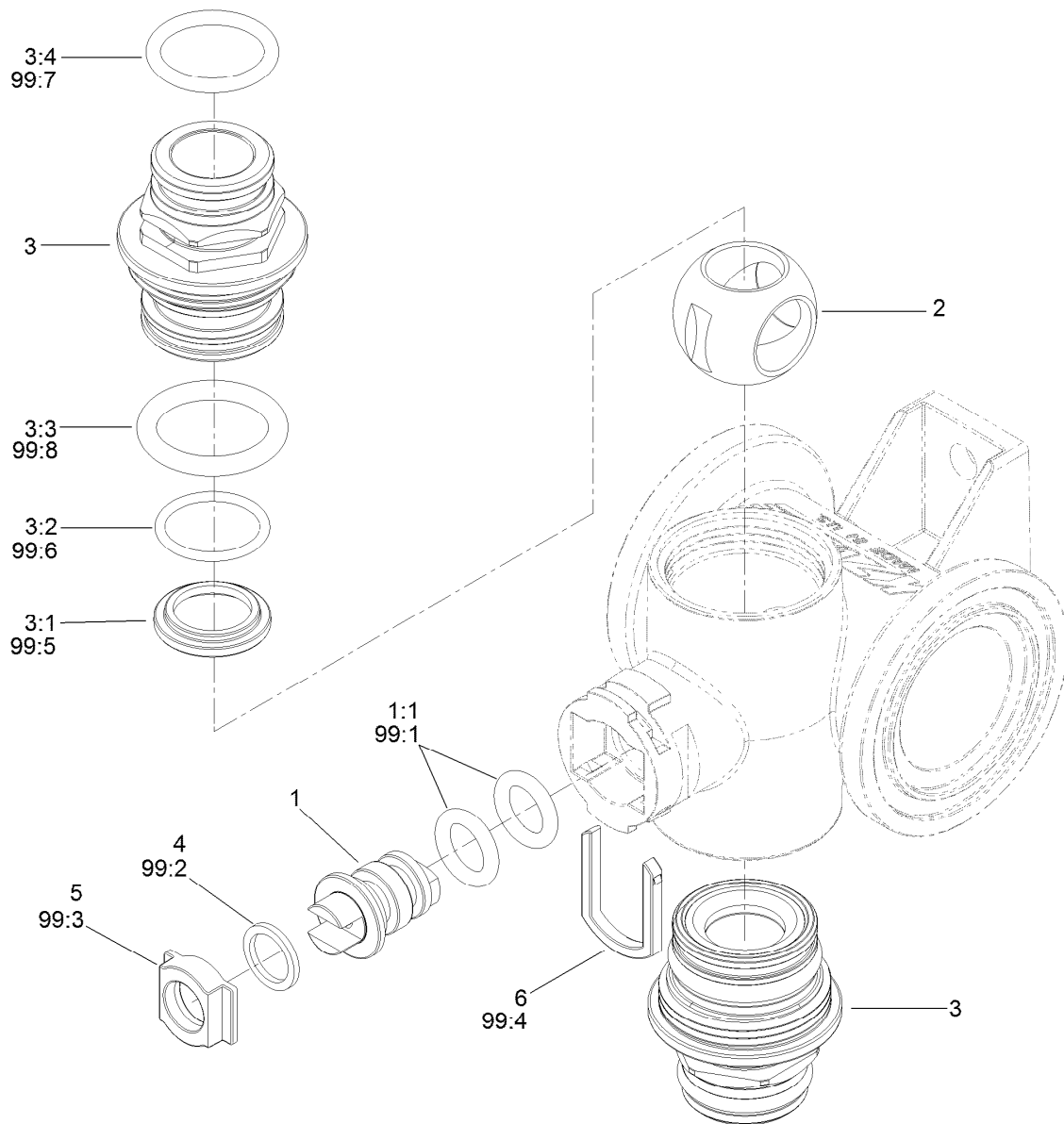
<i>Ref.</i>	<i>Part Number</i>	<i>Qty.</i>	<i>Description</i>
1	106-1042	1	Body-Meter, Flow
2	104-9059	1	Rotor / Magnet ASM
3	104-9060	1	Upstream Hub And Bearing ASM
4	104-9061	1	Downstream Hub ASM
5	104-9062	2	Ring-Retaining, Internal
6	42480	1	Stud-Turbine (W / Bearing)
7	104-9063	1	Clamp-Cable
8	104-9064	1	Screw-HWHTF
9	138-6129	1	Sensor-Meter, Flow





## Section Valve Manifold Assembly

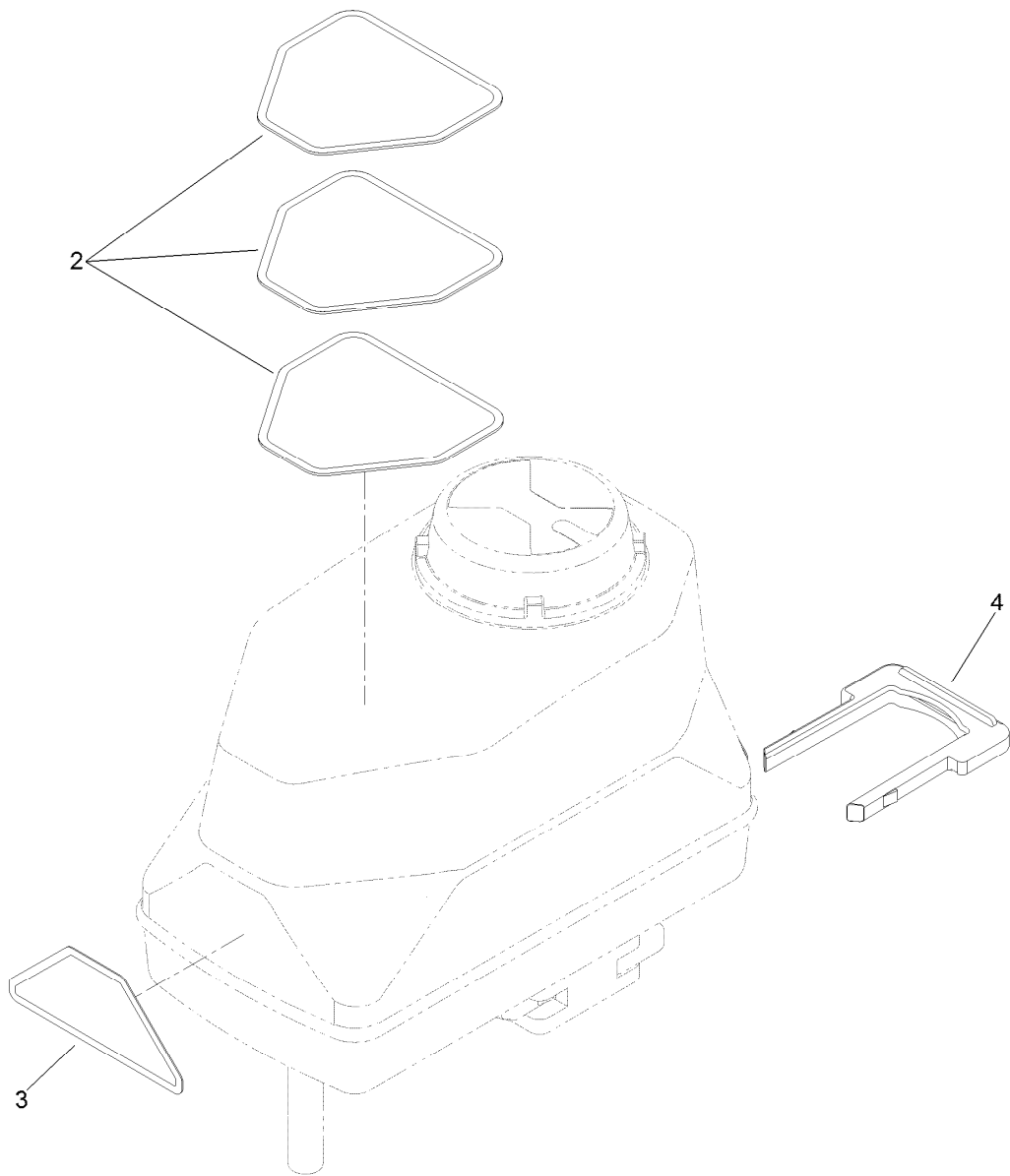
Ref.	Part Number	Qty.	Description
1	131-0240	1	Mount-Valve, Boom
2	127-9803	3	On/Off Manifold Valve Kit
3	131-3723	3	Actuator On/Off Kit
5	127-9829	4	Clamp/Gasket Kit
5:2	127-1145	1	Gasket-Flange
6	127-1185	1	Fitting-Cap, Port
7	127-9805	3	Bypass Valve ASM
8	127-9810	1	Male Cap Fitting Kit
8:2	127-1187	1	O-Ring, Endcap
10	127-1144	1	Fitting-Adapter
11	3234-4	4	Screw-HHF
12	104-7201	4	Nut-HF, NI
13	131-3709	1	Coupler



## On/Off Manifold Valve Kit No. 127-9803

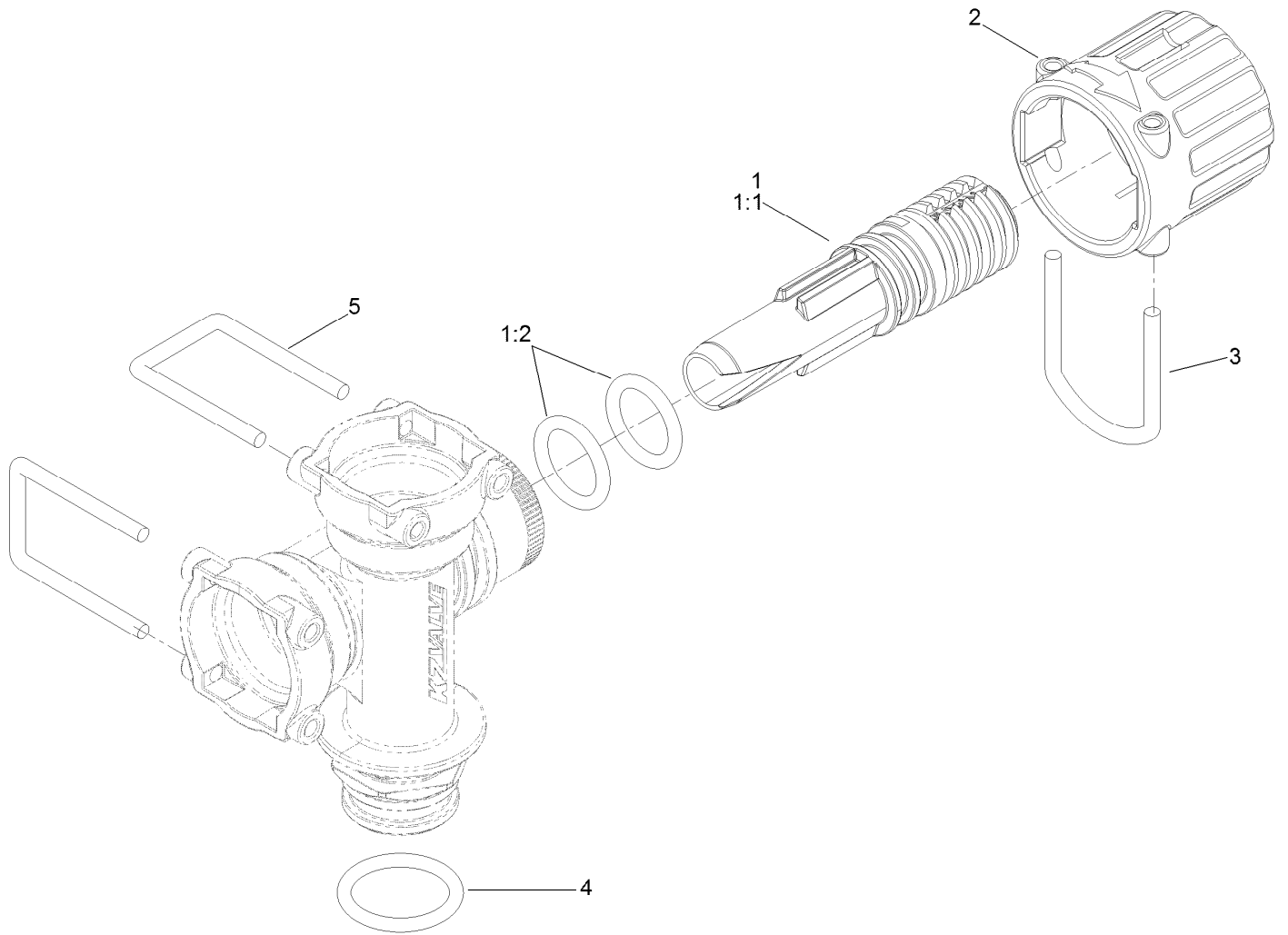
<i>Ref.</i>	<i>Part Number</i>	<i>Qty.</i>	<i>Description</i>	<i>Ref.</i>	<i>Part Number</i>	<i>Qty.</i>	<i>Description</i>
1	130-8248	1	Valve Stem Kit	6	127-1190	1	Fork-Stem, Valve
1:1	127-1197	2	O-Ring-Stem	99	130-7304	1	Valve Repair Kit ●
2	127-1194	1	Ball-Valve, 3Way	99:1	127-1197	2	O-Ring-Stem
3	130-7317	2	Endcap Kit	99:2	127-1196	2	Washer-Stem, Valve
3:1	127-1192	1	Seat-Ball	99:3	127-1195	1	Seat-Stem, Valve
3:2	127-1188	1	O-Ring, Seat (Ball)	99:4	127-1190	1	Fork-Stem, Valve
3:3	127-1189	1	O-Ring, Endcap	99:5	127-1192	2	Seat-Ball
3:4	127-1187	1	O-Ring, Endcap	99:6	127-1188	2	O-Ring, Seat (Ball)
4	127-1196	1	Washer-Stem, Valve	99:7	127-1187	2	O-Ring, Endcap
5	127-1195	1	Seat-Stem, Valve	99:8	127-1189	2	O-Ring, Endcap

● Not illustrated



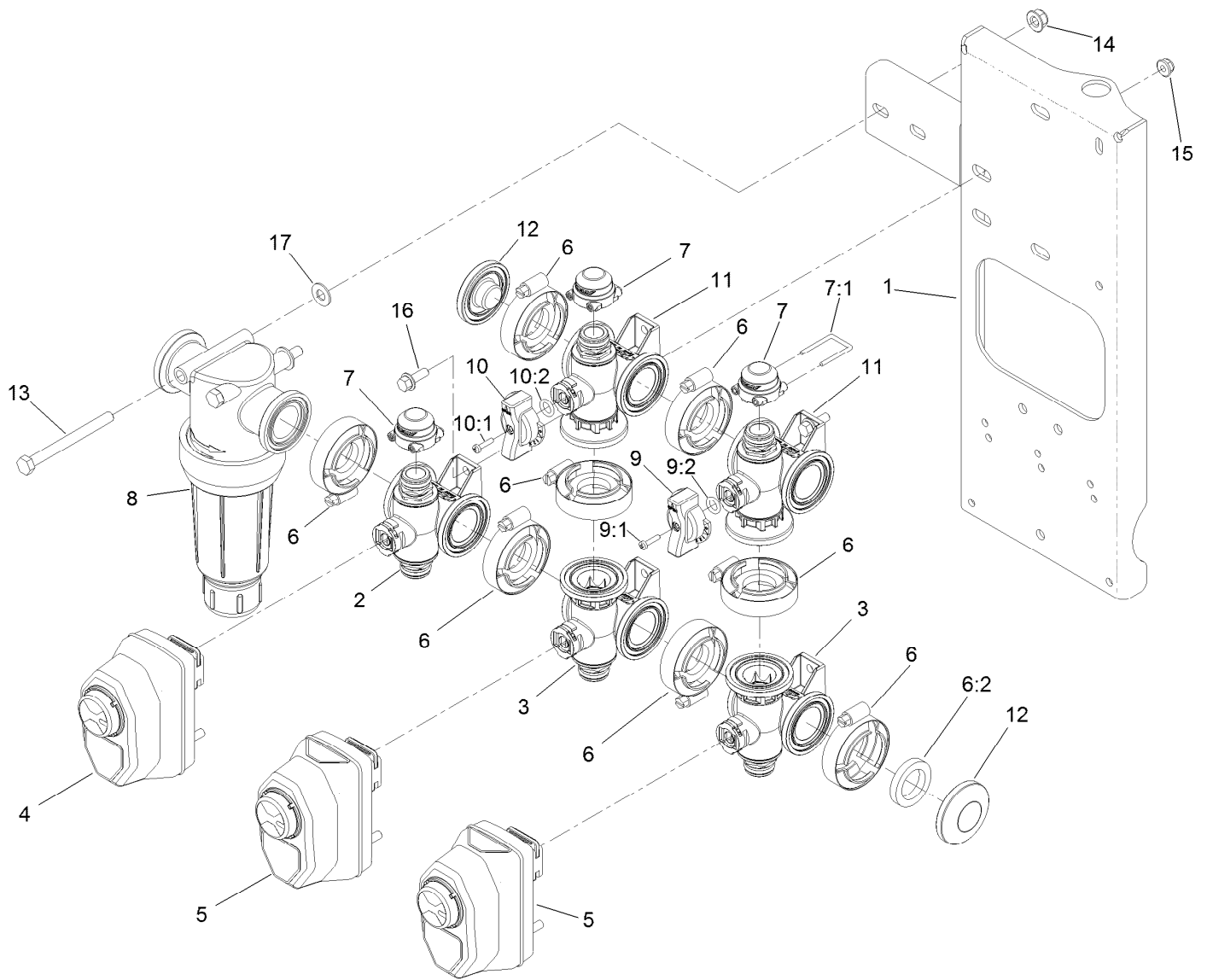
## On/Off Actuator Kit No. 131-3723

<i>Ref.</i>	<i>Part Number</i>	<i>Qty.</i>	<i>Description</i>
2	127-6979	1	Decal-Valve, Agitation
2	127-6981	1	Decal-Valve, On/Off
2	127-6982	1	Decal-Valve, Master Boom
3	127-6976	1	Decal-Valve, Bypass Adjust
4	130-7301	1	Hairpin-Actuator



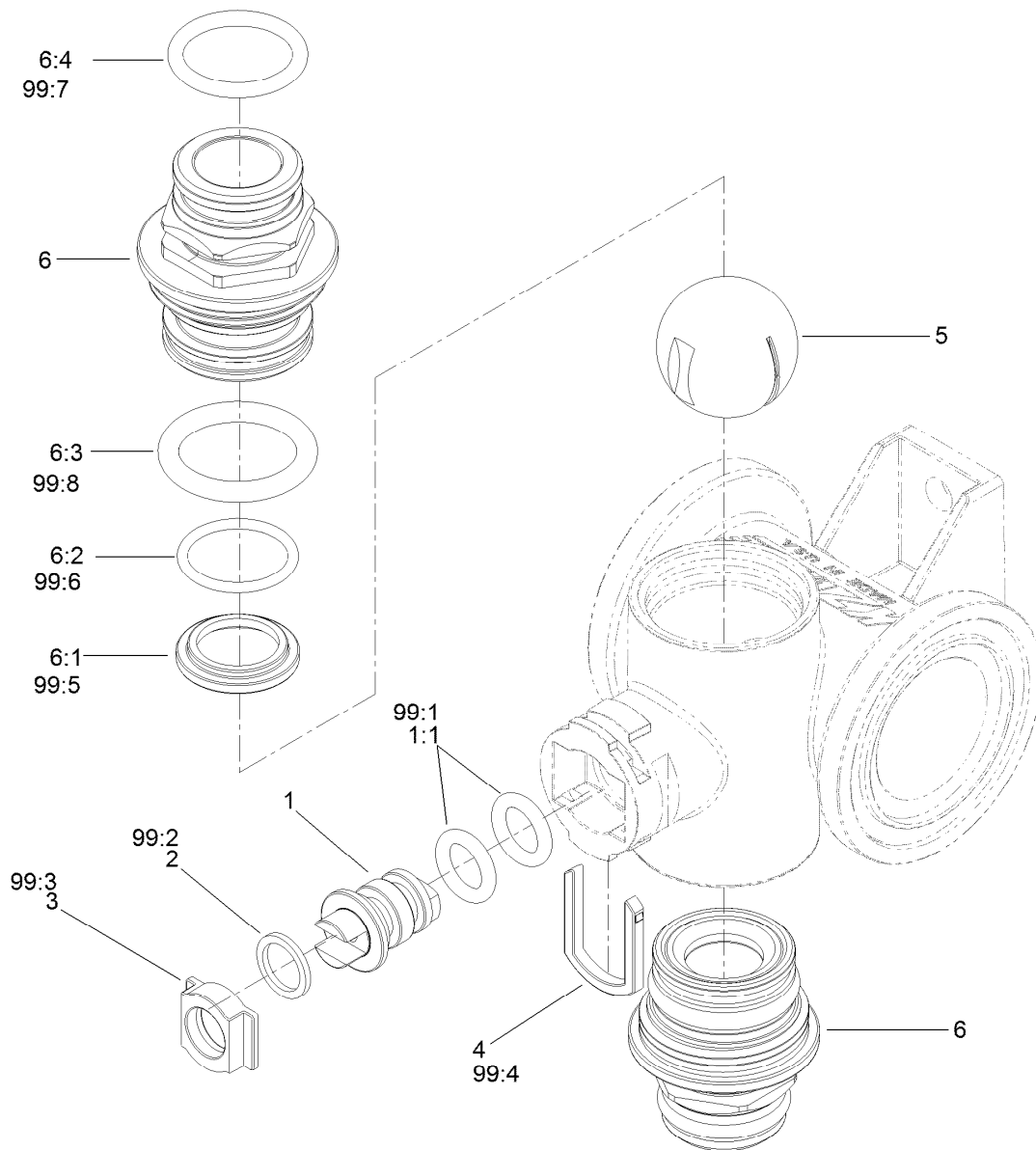
## Bypass Valve Assembly No. 127-9805

<i>Ref.</i>	<i>Part Number</i>	<i>Qty.</i>	<i>Description</i>
1	131-0298	1	Bypass Needle Kit
1:1	127-1182	1	Needle-Bypass
1:2	127-1181	2	Oring-Bypass Needle
2	127-1180	1	Knob-Bypass
3	127-1179	1	Fork-Bypass Knob
4	127-1187	1	O-Ring, Endcap
5	133-0398	2	Pin-Fork



## Agitation Valve Assembly

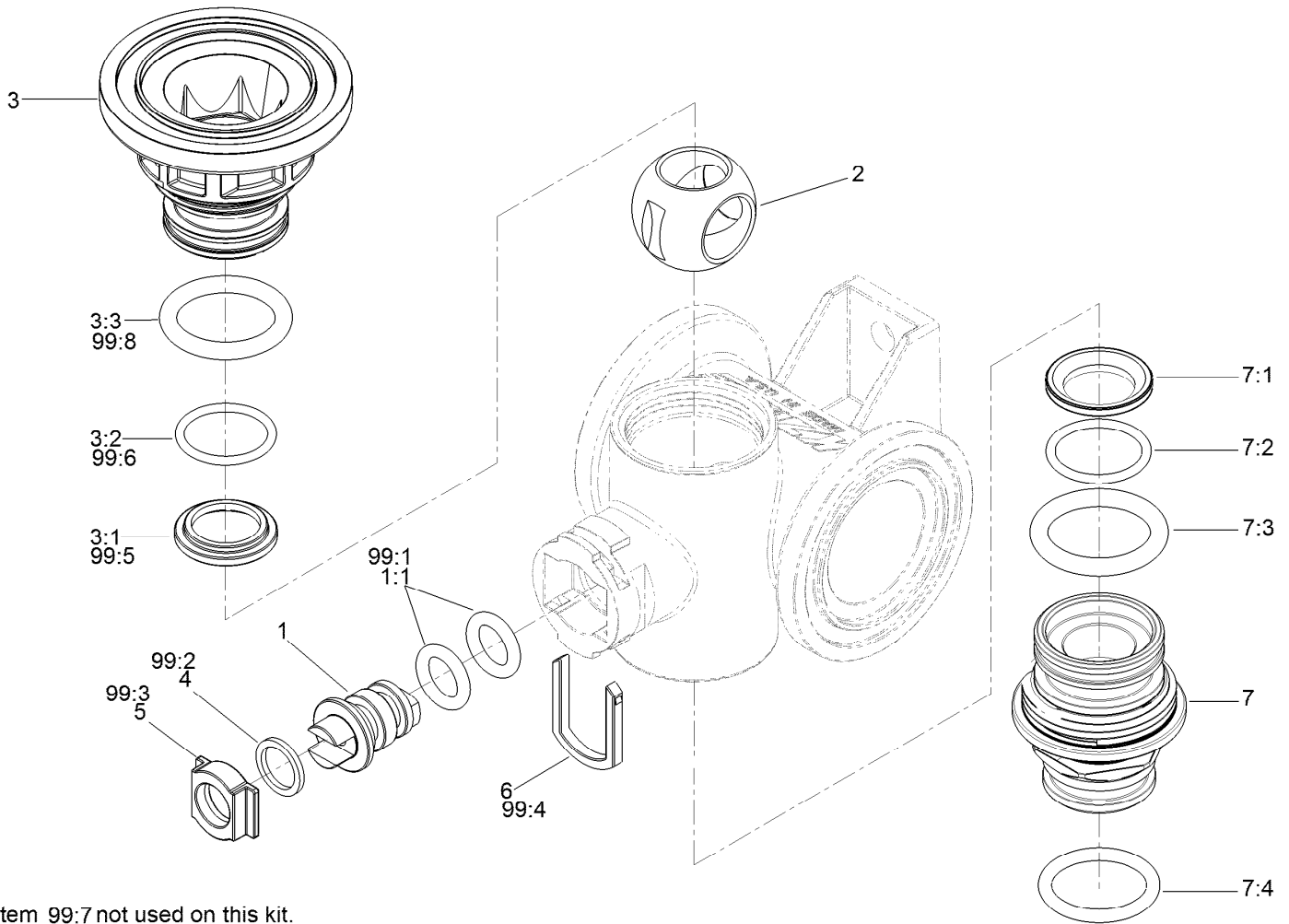
<i>Ref.</i>	<i>Part Number</i>	<i>Qty.</i>	<i>Description</i>	<i>Ref.</i>	<i>Part Number</i>	<i>Qty.</i>	<i>Description</i>
1	137-4288	1	Mount-Valve	9:2	127-1197	1	O-Ring-Stem
2	127-9804	1	Regulating Valve Body ASM	10	131-0265	1	Agitation Regulating Handle Kit
3	131-7256	2	Manifold Valve Kit	10:1	131-0263	1	Screw-Handle
4	131-3724	1	Actuator Regulating Kit	10:2	127-1197	1	O-Ring-Stem
5	131-3723	2	Actuator On/Off Kit	11	131-0253	2	Manifold Valve Kit
6	127-9829	8	Clamp/Gasket Kit	12	127-9815	2	Fitting-Cap
6:2	127-1145	1	Gasket-Flange	13	322-22	2	Screw-HH
7	127-9811	3	Fitting-Cap, Female	14	104-8300	2	Nut-HF, NI
7:1	133-0398	1	Pin-Fork	15	104-7201	6	Nut-HF, NI
8	131-3791	1	Filter-Pressure	16	3234-4	6	Screw-HHF
9	131-0266	1	Master Regulating Handle Kit	17	107-0279	2	Washer
9:1	131-0263	1	Screw-Handle				



## Regulating Valve Body Assembly No. 127-9804

<i>Ref.</i>	<i>Part Number</i>	<i>Qty.</i>	<i>Description</i>	<i>Ref.</i>	<i>Part Number</i>	<i>Qty.</i>	<i>Description</i>
1	130-8248	1	Valve Stem Kit	6:4	127-1187	1	O-Ring, Endcap
1:1	127-1197	2	O-Ring-Stem	99	130-7304	1	Valve Repair Kit ●
2	127-1196	1	Washer-Stem, Valve	99:1	127-1197	2	O-Ring-Stem
3	127-1195	1	Seat-Stem, Valve	99:2	127-1196	2	Washer-Stem, Valve
4	127-1190	1	Fork-Stem, Valve	99:3	127-1195	1	Seat-Stem, Valve
5	127-1113	1	Ball-V	99:4	127-1190	1	Fork-Stem, Valve
6	130-7317	2	Endcap Kit	99:5	127-1192	2	Seat-Ball
6:1	127-1192	1	Seat-Ball	99:6	127-1188	2	O-Ring, Seat (Ball)
6:2	127-1188	1	O-Ring, Seat (Ball)	99:7	127-1187	2	O-Ring, Endcap
6:3	127-1189	1	O-Ring, Endcap	99:8	127-1189	2	O-Ring, Endcap

● Not illustrated



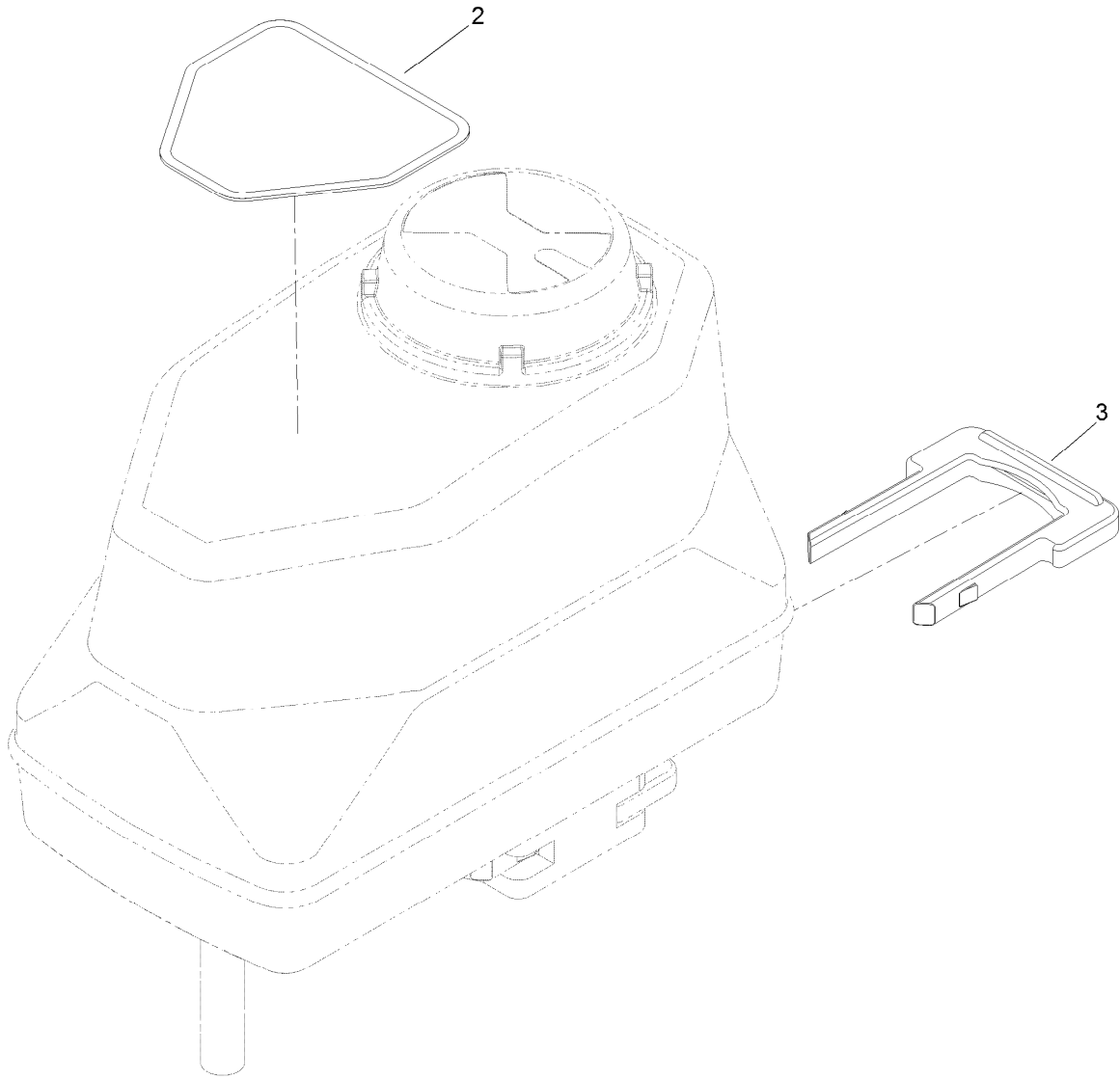
Item 99:7 not used on this kit.

## Manifold Valve Kit No. 131-7256

Ref.	Part Number	Qty.	Description
1	130-8248	1	Valve Stem Kit
1:1	127-1197	2	O-Ring-Stem
2	127-1194	1	Ball-Valve, 3Way
3	130-8249	1	Endcap Kit
3:1	127-1192	1	Seat-Ball
3:2	127-1188	1	O-Ring, Seat (Ball)
3:3	127-1189	1	O-Ring, Endcap
4	127-1196	1	Washer-Stem, Valve
5	127-1195	1	Seat-Stem, Valve
6	127-1190	1	Fork-Stem, Valve
7	130-7317	1	Endcap Kit
7:1	127-1192	1	Seat-Ball

Ref.	Part Number	Qty.	Description
7:2	127-1188	1	O-Ring, Seat (Ball)
7:3	127-1189	1	O-Ring, Endcap
7:4	127-1187	1	O-Ring, Endcap
99	130-7304	1	Valve Repair Kit ●
99:1	127-1197	2	O-Ring-Stem
99:2	127-1196	2	Washer-Stem, Valve
99:3	127-1195	1	Seat-Stem, Valve
99:4	127-1190	1	Fork-Stem, Valve
99:5	127-1192	2	Seat-Ball
99:6	127-1188	2	O-Ring, Seat (Ball)
99:7	127-1187	2	O-Ring, Endcap
99:8	127-1189	2	O-Ring, Endcap

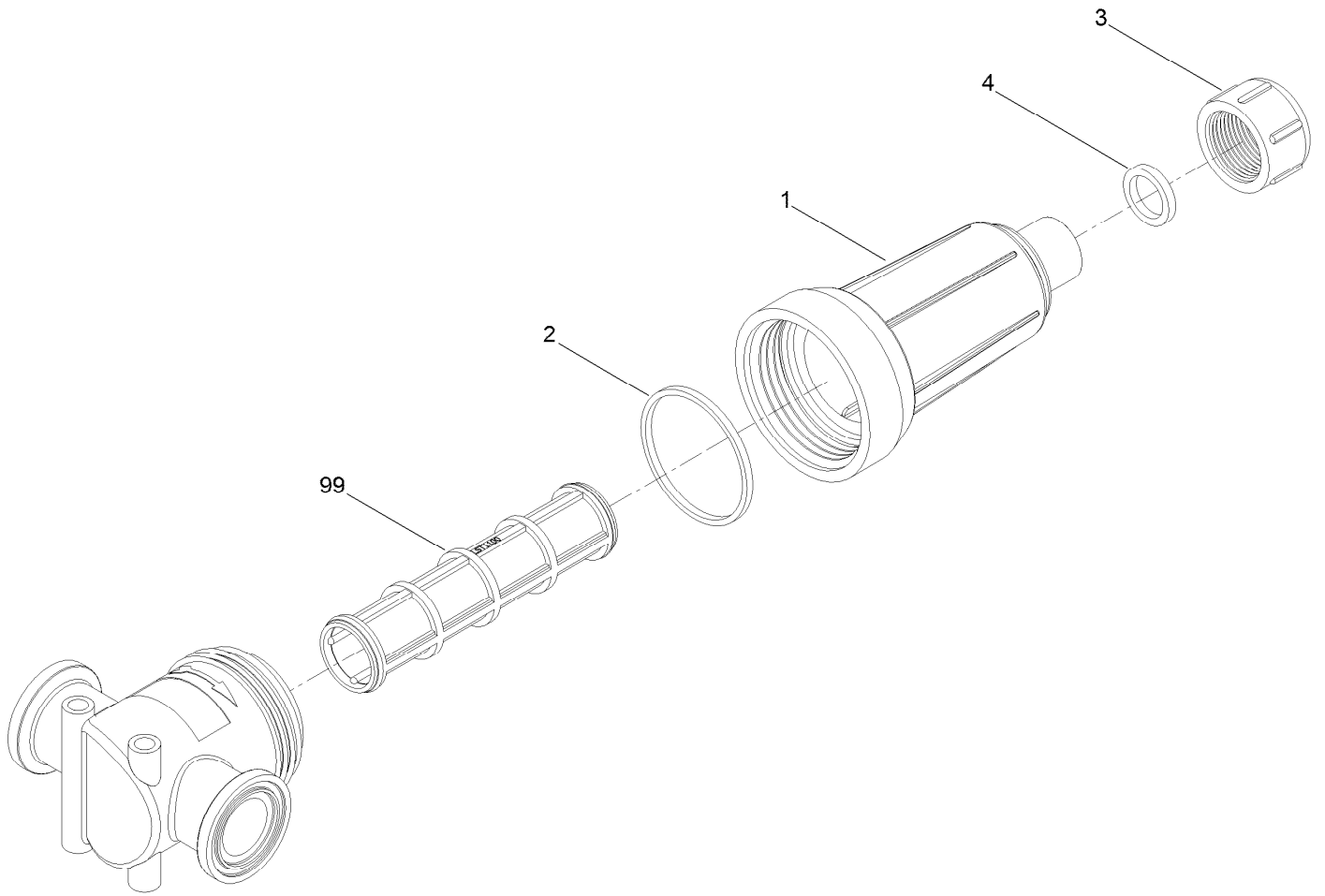
● Not illustrated



## Actuator Regulating Valve No. 131-3724

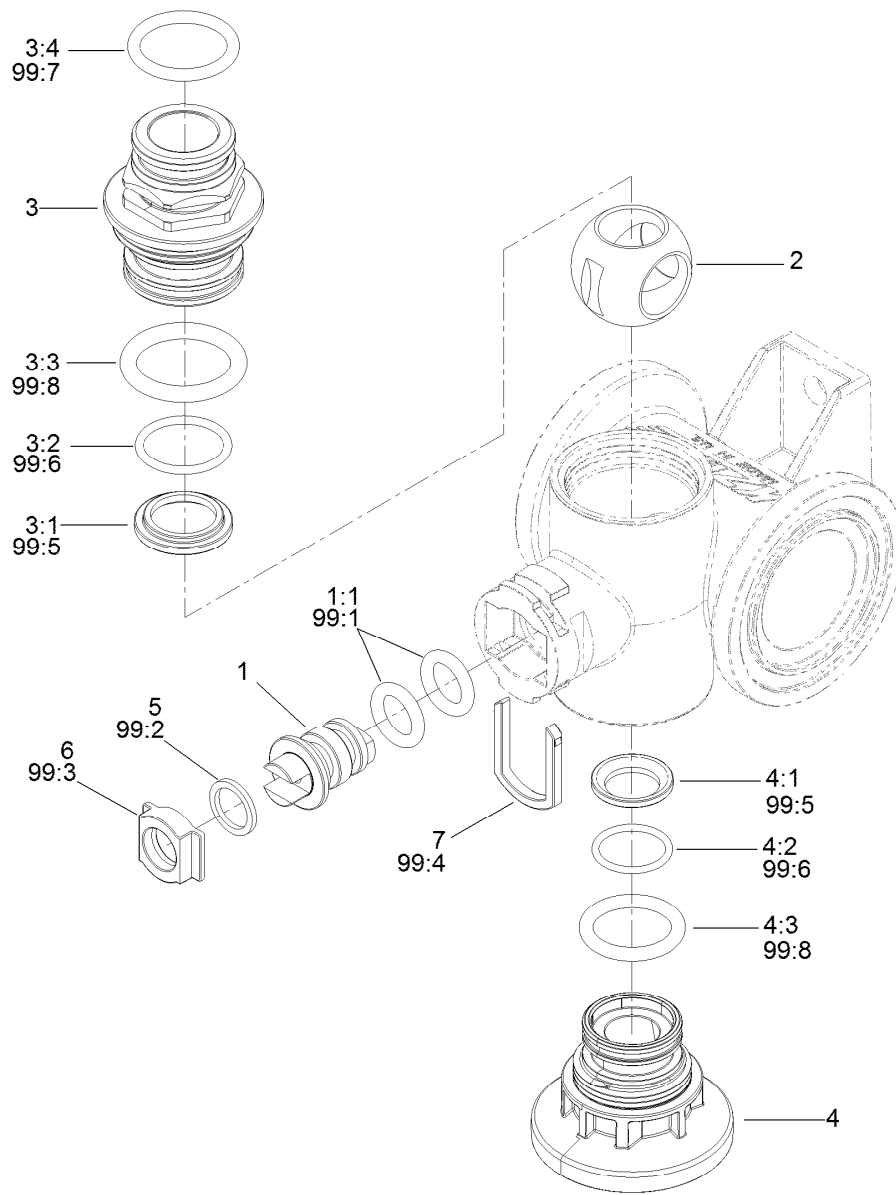
<i>Ref.</i>	<i>Part Number</i>	<i>Qty.</i>	<i>Description</i>
2	127-6984	1	Decal-Valve, Regulating
3	130-7301	1	Hairpin-Actuator





## Pressure Filter Assembly No. 131-3791

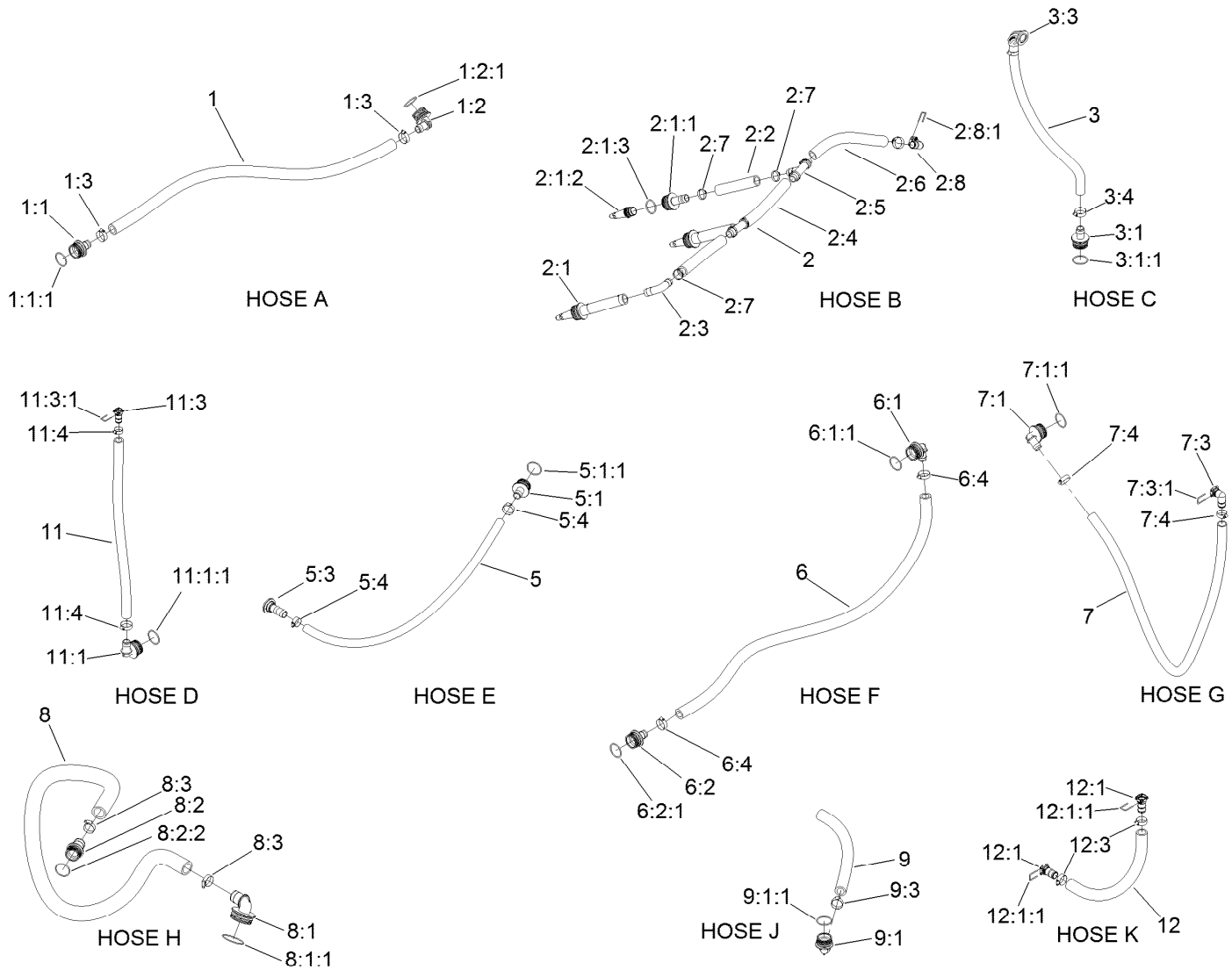
<i>Ref.</i>	<i>Part Number</i>	<i>Qty.</i>	<i>Description</i>
1	136-0397	1	Bowl-Strainer
2	136-0398	1	Rubber-Gasket
3	136-0410	1	Strainer Cap
4	136-0399	1	Rubber-Gasket
99	133-0384	1	Screen-Teejet, 30 Mesh
99	133-0385	1	Screen-Teejet, 50 Mesh
99	133-0386	1	Screen-Teejet, 80 Mesh
99	133-0387	1	Screen-Teejet, 100 Mesh



## Manifold Valve Kit No. 131-0253

<i>Ref.</i>	<i>Part Number</i>	<i>Qty.</i>	<i>Description</i>	<i>Ref.</i>	<i>Part Number</i>	<i>Qty.</i>	<i>Description</i>
1	130-8248	1	Valve Stem Kit	5	127-1196	1	Washer-Stem, Valve
1:1	127-1197	2	O-Ring-Stem	6	127-1195	1	Seat-Stem, Valve
2	127-1113	1	Ball-V	7	127-1190	1	Fork-Stem, Valve
3	130-7317	1	Endcap Kit	99	130-7304	1	Valve Repair Kit ●
3:1	127-1192	1	Seat-Ball	99:1	127-1197	2	O-Ring-Stem
3:2	127-1188	1	O-Ring, Seat (Ball)	99:2	127-1196	2	Washer-Stem, Valve
3:3	127-1189	1	O-Ring, Endcap	99:3	127-1195	1	Seat-Stem, Valve
3:4	127-1187	1	O-Ring, Endcap	99:4	127-1190	1	Fork-Stem, Valve
4	130-8249	1	Endcap Kit	99:5	127-1192	2	Seat-Ball
4:1	127-1192	1	Seat-Ball	99:6	127-1188	2	O-Ring, Seat (Ball)
4:2	127-1188	1	O-Ring, Seat (Ball)	99:7	127-1187	2	O-Ring, Endcap
4:3	127-1189	1	O-Ring, Endcap	99:8	127-1189	2	O-Ring, Endcap

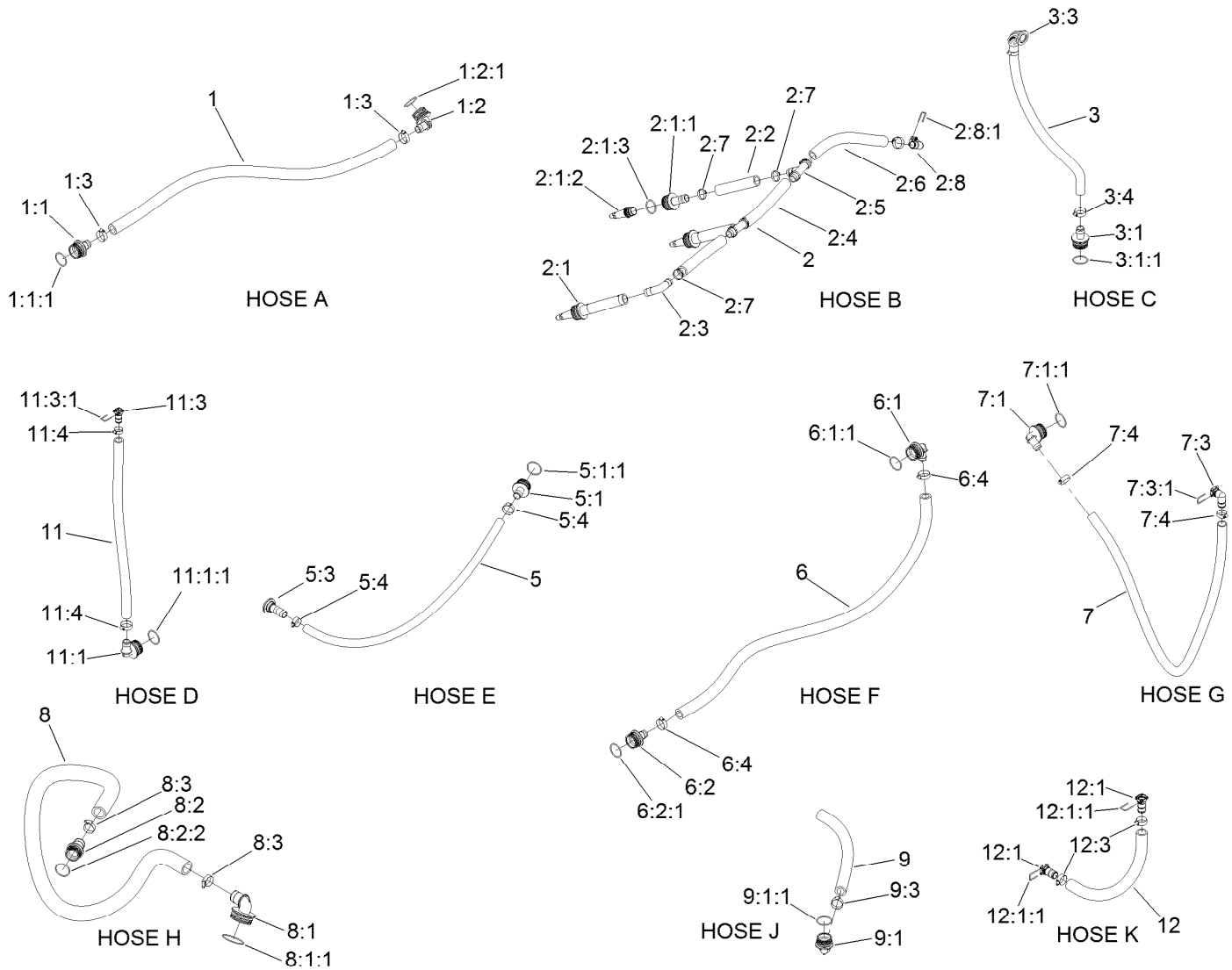
● Not illustrated



Reference **Spray Tank Assembly** page and **Spray Tank Valve Assembly** page for hose locations and orientation

## Hose Assembly

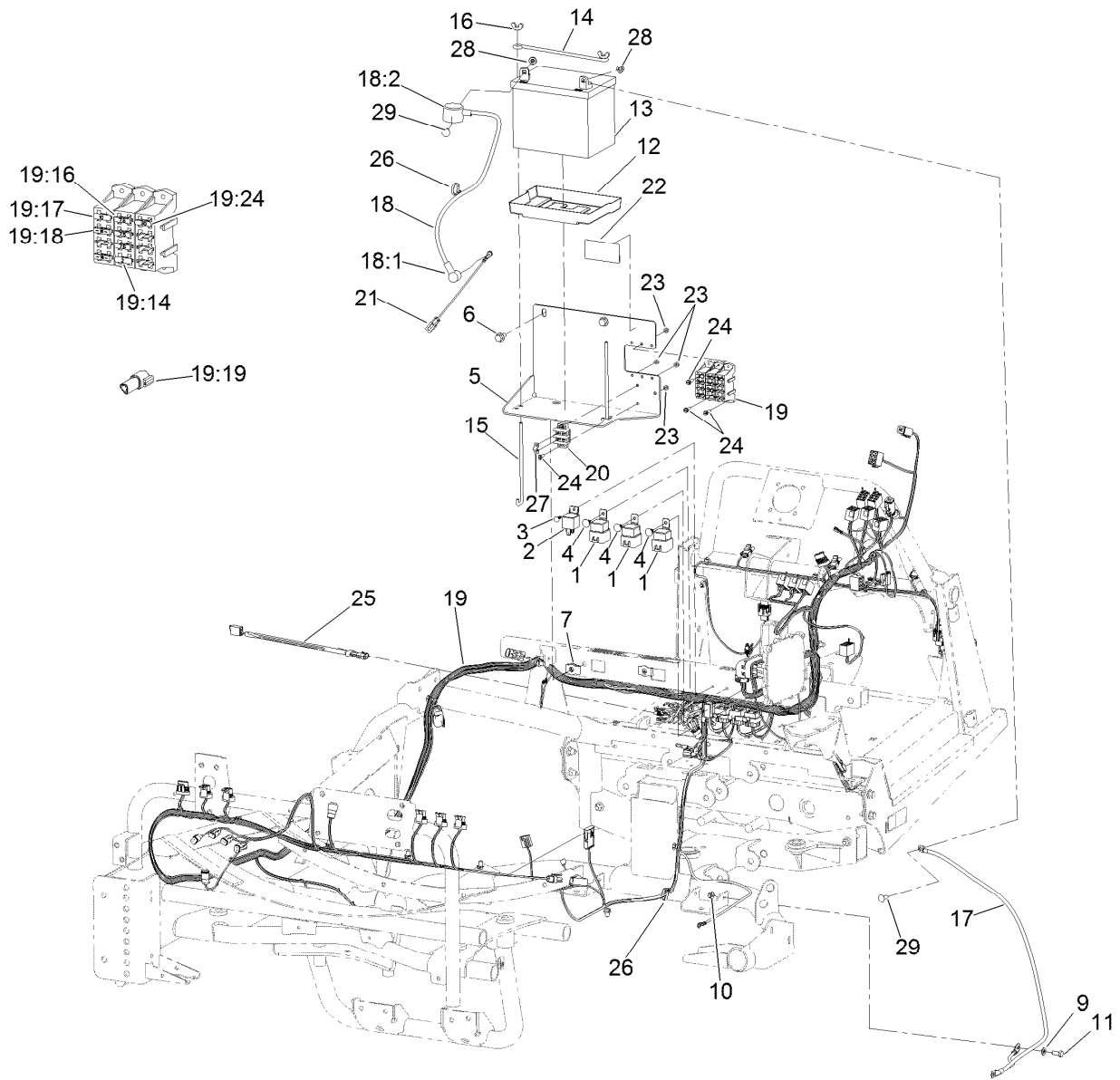
Ref.	Part Number	Qty.	Description	Ref.	Part Number	Qty.	Description
1	121-6539	1	Main Supply Hose ASM	3:1:1	100-8637	1	O-Ring
1:1	106-4932	1	Hosebarb-Straight	3:3	131-0241	1	Fitting-Elbow, Sweep
1:1:1	100-8637	1	O-Ring	3:4	2412-34	2	Clamp-Hose
1:2	106-4933	1	Hosebarb ASM	5	132-4313	1	Hose Agitation, Bypass
1:2:1	100-8637	1	O-Ring	5:1	106-4932	1	Hosebarb-Straight
1:3	2412-34	2	Clamp-Hose	5:1:1	100-8637	1	O-Ring
2	139-3094	1	Hose-Agitation, ASM	5:3	127-1142	1	Fitting-Barb
2:1	131-3731	3	Agitation Nozzle ASM	5:4	2412-34	2	Clamp-Hose
2:1:1	131-3732	1	Fitting-Barb	6	125-0601	1	Regulating Hose ASM
2:1:2	120-8579	1	Nozzle-Agitation	6:1	106-4933	1	Hosebarb ASM
2:1:3	121-4996	1	O-Ring	6:1:1	100-8637	1	O-Ring
2:2	125-0665	3	Nozzle-Hose, Agitation	6:2	106-4932	1	Hosebarb-Straight
2:3	117-7867	1	Elbow-Hosebarb	6:2:1	100-8637	1	O-Ring
2:4	125-0664	2	Tee-Hose, Agitation	6:4	2412-34	2	Clamp-Hose
2:5	117-7866	2	Tee-Hosebarb	7	132-4315	1	Hose-Bypass
2:6	132-4311	1	Hose-Agitation	7:1	106-4933	1	Hosebarb ASM
2:7	2412-34	12	Clamp-Hose	7:1:1	100-8637	1	O-Ring
2:8	131-0213	1	90 DEG Barb Fitting Kit	7:3	131-0213	1	90 DEG Barb Fitting Kit
2:8:1	133-0398	1	Pin-Fork	7:3:1	133-0398	1	Pin-Fork
3	132-4314	1	Hose-Supply	7:4	2412-34	2	Clamp-Hose
3:1	106-4932	1	Hosebarb-Straight	8	125-0603	1	Top Suction Hose ASM



Reference **Spray Tank Assembly** page and **Spray Tank Valve Assembly** page for hose locations and orientation

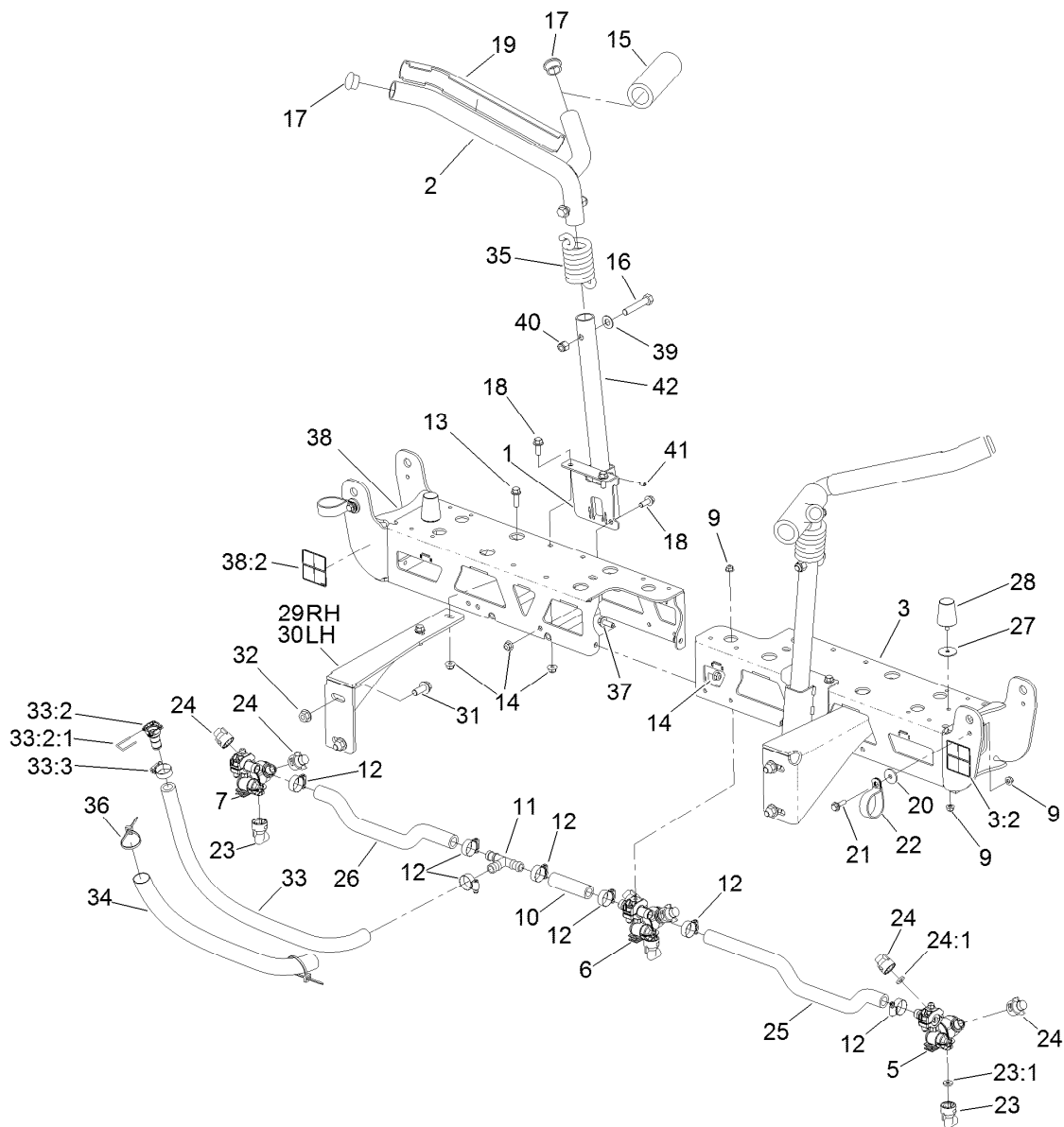
## Hose Assembly (continued)

<i>Ref.</i>	<i>Part Number</i>	<i>Qty.</i>	<i>Description</i>	<i>Ref.</i>	<i>Part Number</i>	<i>Qty.</i>	<i>Description</i>
8:1	106-4952	1	Hosebarb-90 DEG	11:1	106-4933	1	Hosebarb ASM
8:1:1	100-6989	1	O-Ring	11:1:1	100-8637	1	O-Ring
8:2	117-7982	1	Hosebarb ASM	11:3	127-9806	1	Fitting Kit
8:2:2	100-8637	1	O-Ring	11:3:1	133-0398	1	Pin-Fork
8:3	41327	2	Clamp-Hose	11:4	2412-34	2	Clamp-Hose
9	125-0647	1	Drain Hose ASM	12	132-4319	1	Hose-Regulating
9:1	106-4933	1	Hosebarb ASM	12:1	127-9806	2	Fitting Kit
9:1:1	100-8637	1	O-Ring	12:1:1	133-0398	1	Pin-Fork
9:3	2412-34	1	Clamp-Hose	12:3	2412-34	2	Clamp-Hose
11	132-4316	1	Hose-Regulating				



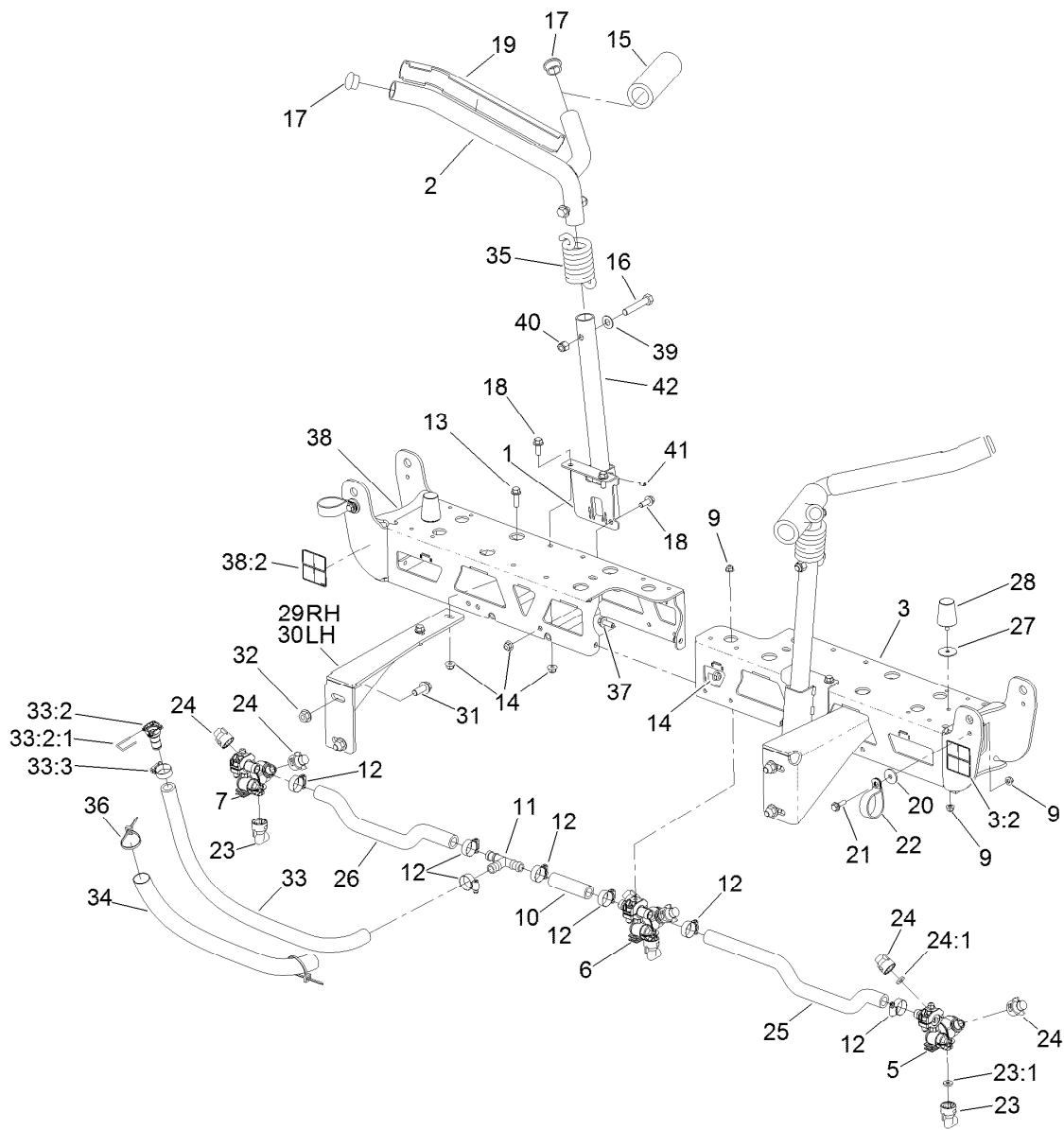
## Main Wiring Harness and Battery Assembly

Ref.	Part Number	Qty.	Description	Ref.	Part Number	Qty.	Description
1	99-7430	3	Relay-Mini	18:2	109-2407	1	Insulator-Battery
2	99-7435	1	Relay	19	122-1438	1	Harness-Wire, Mp1750
3	125-8067	1	Plug-Plastic	19:14	94-6710	1	Fuse-2 Amp
4	117-2382	3	Plug-Plastic	19:16	114241	3	Fuse-Blade, 7.5 Amp
5	125-0908-0P	1	Base - Battery	19:17	218-578	1	Fuse-Blade, 10 Amp
6	3234-1	2	Screw-HHF	19:18	109355	3	Fuse-Blade, 15 Amp
7	105-4886	2	Nut-Tinnerman	19:19	32180-043	2	Resistor-120 Ohm
9	3256-23	1	Washer-Plain	19:24	109103	1	Fuse-Blade, 30 Amp
10	32128-25	1	Nut-HF	20	42862	1	Block-Terminal, Ground
11	322-3	1	Screw-HH	21	108-9455	1	Harness-Wire, Fusible Link
12	106948	1	Tray-Battery	22	144-6007	1	Decal - Fuse Block
13	104-8162	1	Battery	23	3296-2	5	Nut-Lock, NI
14	100-6434	1	Rod-Hold Down, Battery	24	32105-13	5	Screw-HWH
15	100-6435	2	Post-Battery	25	108-8657	1	Harness-Wire, Seat
16	32103-22	2	Nut-Wing	26	3290-379	2	Tie-Cable
17	122-0137	1	Cable-Battery, Negative	27	42863	1	Strip-Jumper
18	109-7621	1	Positive Battery Cable ASM	28	104-8300	2	Nut-HF, NI
18:1	1-543393	1	Insulator-Solenoid	29	3230-1	2	Bolt-CARR



## Center Boom Mount Assembly

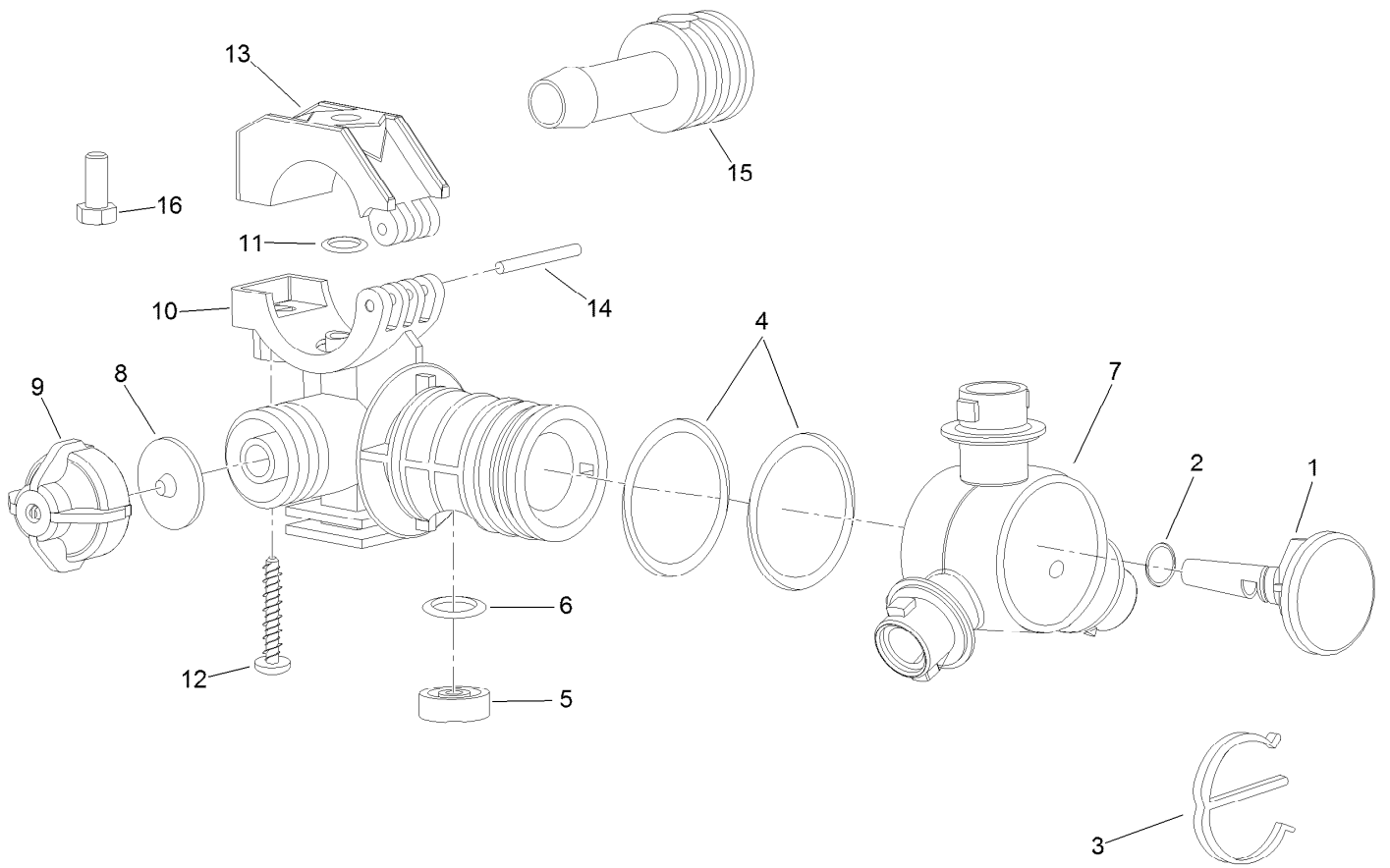
Ref.	Part Number	Qty.	Description	Ref.	Part Number	Qty.	Description
1	144-6198-03	2	Cradle-ASM, Lower [black]	22	114-9566	2	Clamp-R
2	140-7337-03	2	Craddle ASM-Upper	23	95-9186	3	Cap
3	136-0381	1	Boom-LH	23:1	40998	1	Seat-Gasket
3:2	120-0617	2	Decal-Warning, Pinch, Crush	24	95-9187	6	Cap-Blank
5	108-3725	1	LH Single Body Turret ASM	24:1	40998	1	Seat-Gasket
6	108-3727	1	Double Turret Body ASM	25	108-3735	1	Hose-Boom, Center (LH)
7	108-3726	1	RH Single Body Turret ASM	26	108-3718	1	Hose-Boom, Center (RH)
9	104-8300	7	Nut-HF, NI	27	3256-68	2	Washer-Flat
10	108-3717	1	Hose-Boom	28	110-5070	2	Bumper
11	108-3439	1	Tee	29	130-8244-03	1	Mount-Boom, RH
12	2412-129	7	Clamp-Hose	30	130-8245-03	1	Mount-Boom, LH
13	110-5050	4	Screw-HHF	31	110-5057	4	Capscrew-HHF
14	104-8301	12	Nut-HF, NI	32	108-3745	4	Nut-HHF, Whiz
15	108-3457	2	Spacer	33	132-4323	1	Hose-Boom, Center
16	3213-8	4	Screw-HH	33:2	127-9807	1	Straight Fitting Kit
17	108-3489	4	Cap-Tube	33:2:1	133-0398	1	Pin-Fork
18	110-5052	6	Screw-HHF	33:3	2412-129	1	Clamp-Hose
19	108-3495	2	Cover-Slide	34	127-3923	1	Conduit-Convolved
20	108-3743	2	Washer	35	144-6199	2	Spring-Extension
21	108-3744	2	Screw-Shoulder	36	3290-378	2	Tie-Cable
				37	3234-42	2	Screw-HHF



## Center Boom Mount Assembly (continued)

<i>Ref.</i>	<i>Part Number</i>	<i>Qty.</i>	<i>Description</i>
38	136-0382	1	Boom-RH
38:2	120-0617	2	Decal-Warning, Pinch, Crush
39	110-6894	4	Washer-Pivot

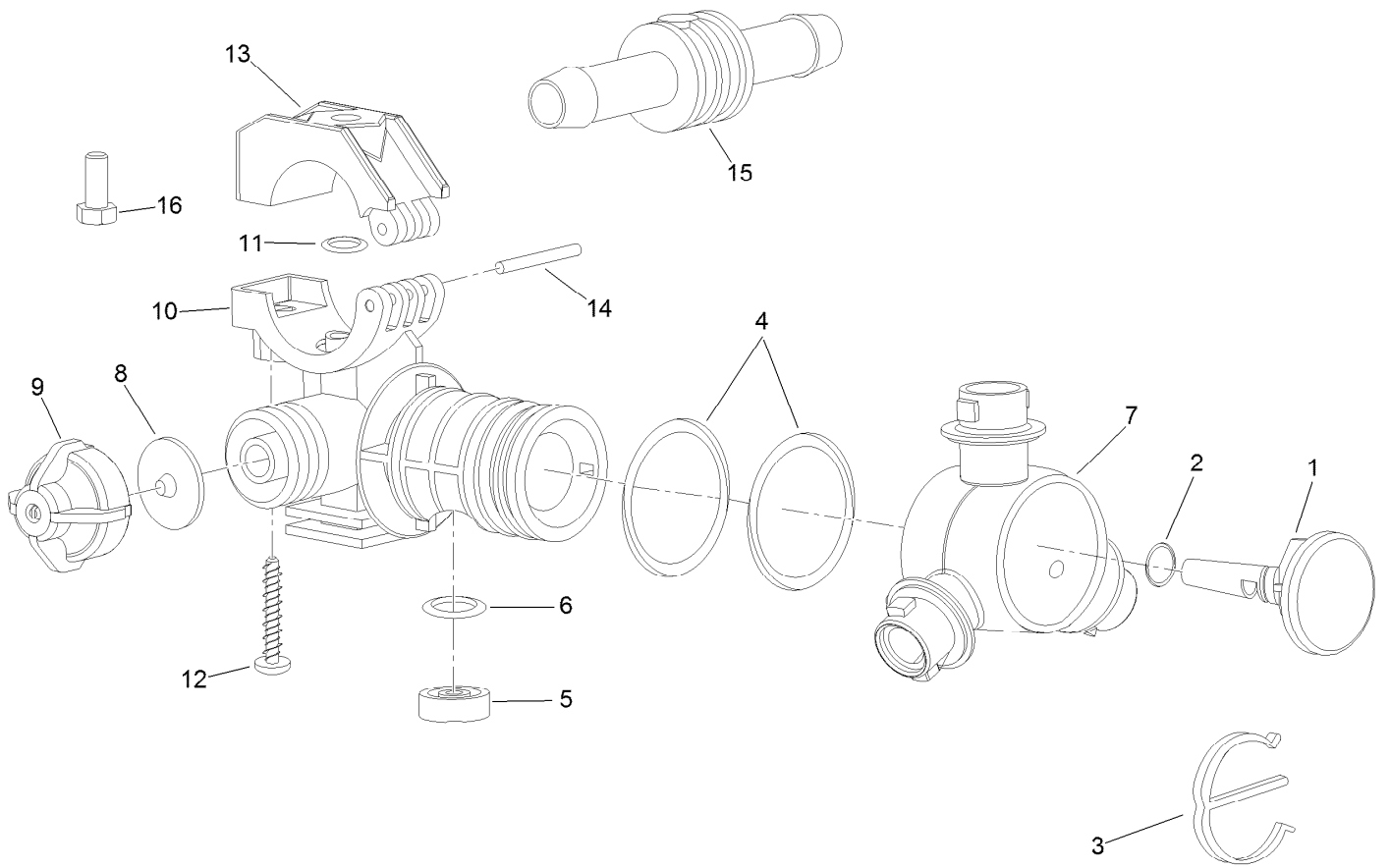
<i>Ref.</i>	<i>Part Number</i>	<i>Qty.</i>	<i>Description</i>
40	3296-19	4	Nut-Hex
41	3246-4	4	Screw-Set
42	144-6201-03	2	Tube-Lower Cradle



## RH Single Body Turret Assembly No. 108-3726

<i>Ref.</i>	<i>Part Number</i>	<i>Qty.</i>	<i>Description</i>	<i>Ref.</i>	<i>Part Number</i>	<i>Qty.</i>	<i>Description</i>
1	95-9200	1	Plug	9	95-9193	1	Cap-Diaphragm
2	95-9198	1	O-Ring	10	95-9192	1	Body-Split Eyelet
3	95-9197	1	E-Clip	11	95-9191	1	O-Ring
4	95-9199	2	O-Ring	12	99-0811	1	Screw-Clamp
5	108-3264	1	Seal-Viton	13	99-0812	1	Clamp-Upper
6	108-3265	1	O-Ring-Viton	14	99-0814	1	Pin-Pivot
7	95-9196	1	Turret	15	95-9201	1	Shank-Hose
8	41003	1	Diaphragm	16	322-3	1	Screw-HH

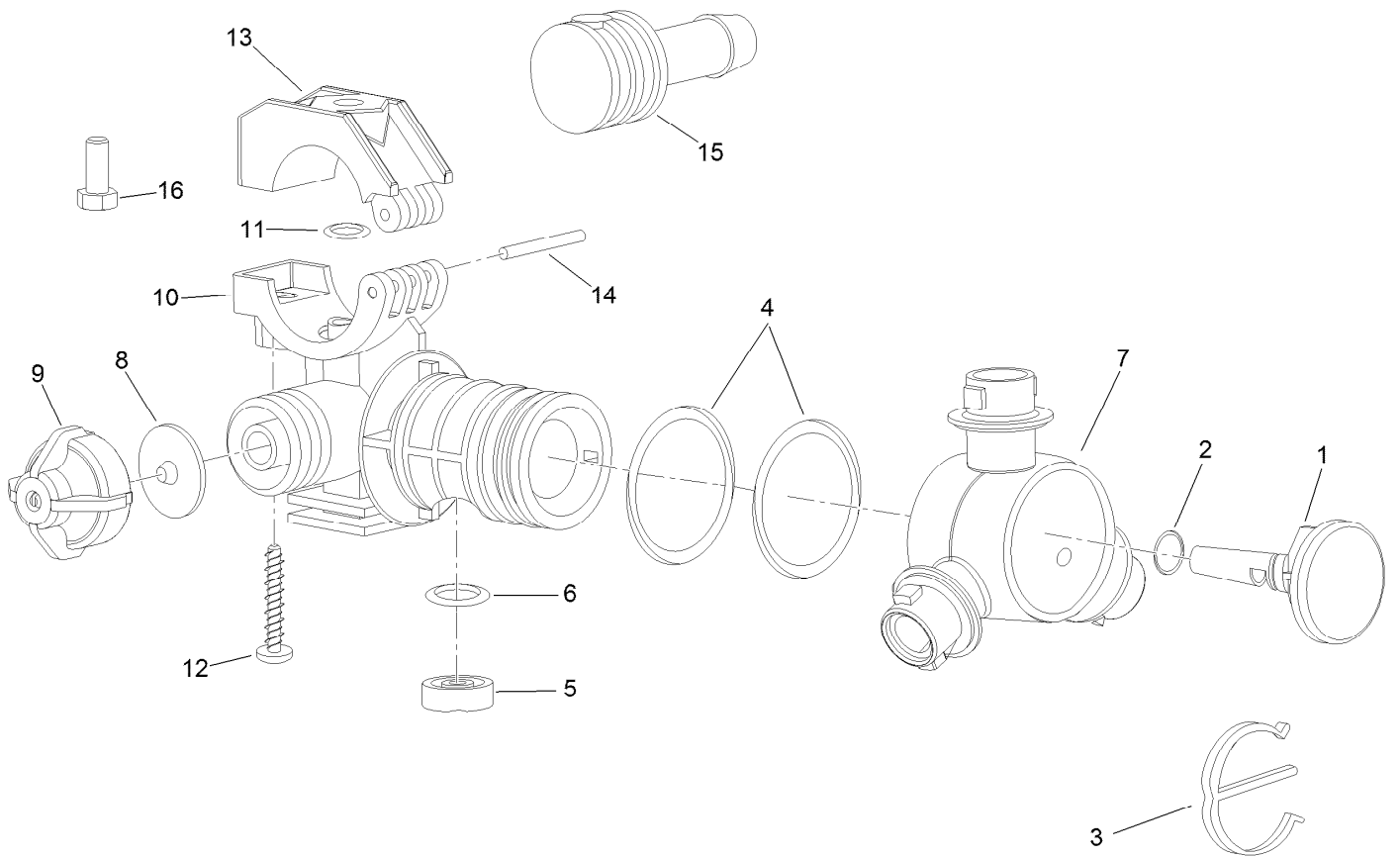




## Double Turret Body Assembly No. 108-3727

Ref.	Part Number	Qty.	Description
1	95-9200	1	Plug
2	95-9198	1	O-Ring
3	95-9197	1	E-Clip
4	95-9199	2	O-Ring
5	108-3264	1	Seal-Viton
6	108-3265	1	O-Ring-Viton
7	95-9196	1	Turret
8	41003	1	Diaphragm

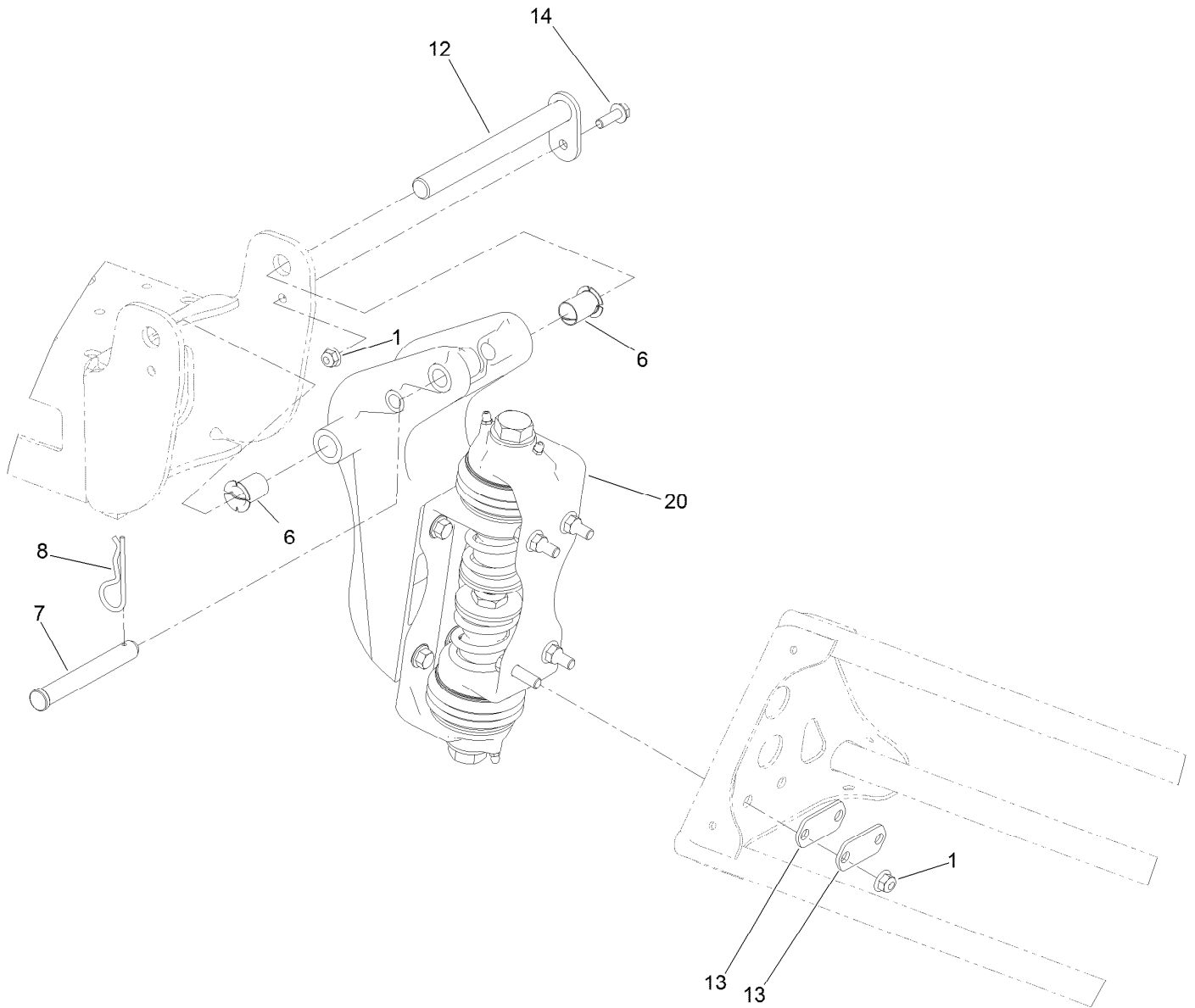
Ref.	Part Number	Qty.	Description
9	95-9193	1	Cap-Diaphragm
10	95-9192	1	Body-Split Eyelet
11	95-9191	1	O-Ring
12	99-0811	1	Screw-Clamp
13	99-0812	1	Clamp-Upper
14	99-0814	1	Pin-Pivot
15	95-9202	1	Shank-Hose
16	322-3	1	Screw-HH



## LH Single Turret Body Assembly No. 108-3725

<i>Ref.</i>	<i>Part Number</i>	<i>Qty.</i>	<i>Description</i>
1	95-9200	1	Plug
2	95-9198	1	O-Ring
3	95-9197	1	E-Clip
4	95-9199	2	O-Ring
5	108-3264	1	Seal-Viton
6	108-3265	1	O-Ring-Viton
7	95-9196	1	Turret
8	41003	1	Diaphragm

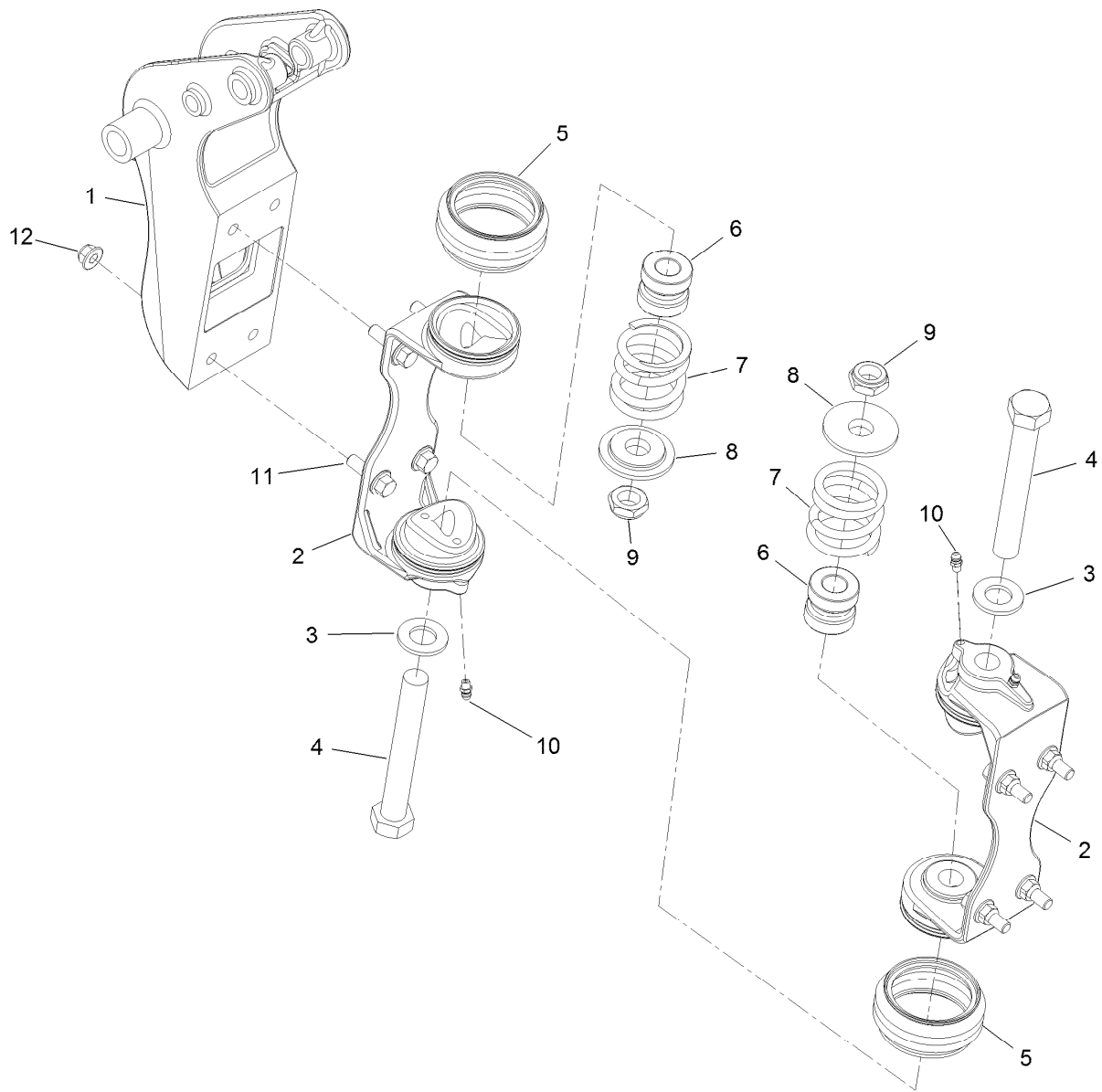
<i>Ref.</i>	<i>Part Number</i>	<i>Qty.</i>	<i>Description</i>
9	95-9193	1	Cap-Diaphragm
10	95-9192	1	Body-Split Eyelet
11	95-9191	1	O-Ring
12	99-0811	1	Screw-Clamp
13	99-0812	1	Clamp-Upper
14	99-0814	1	Pin-Pivot
15	95-9201	1	Shank-Hose
16	322-3	1	Screw-HH



## Left and Right Hand Boom Pivot Assembly

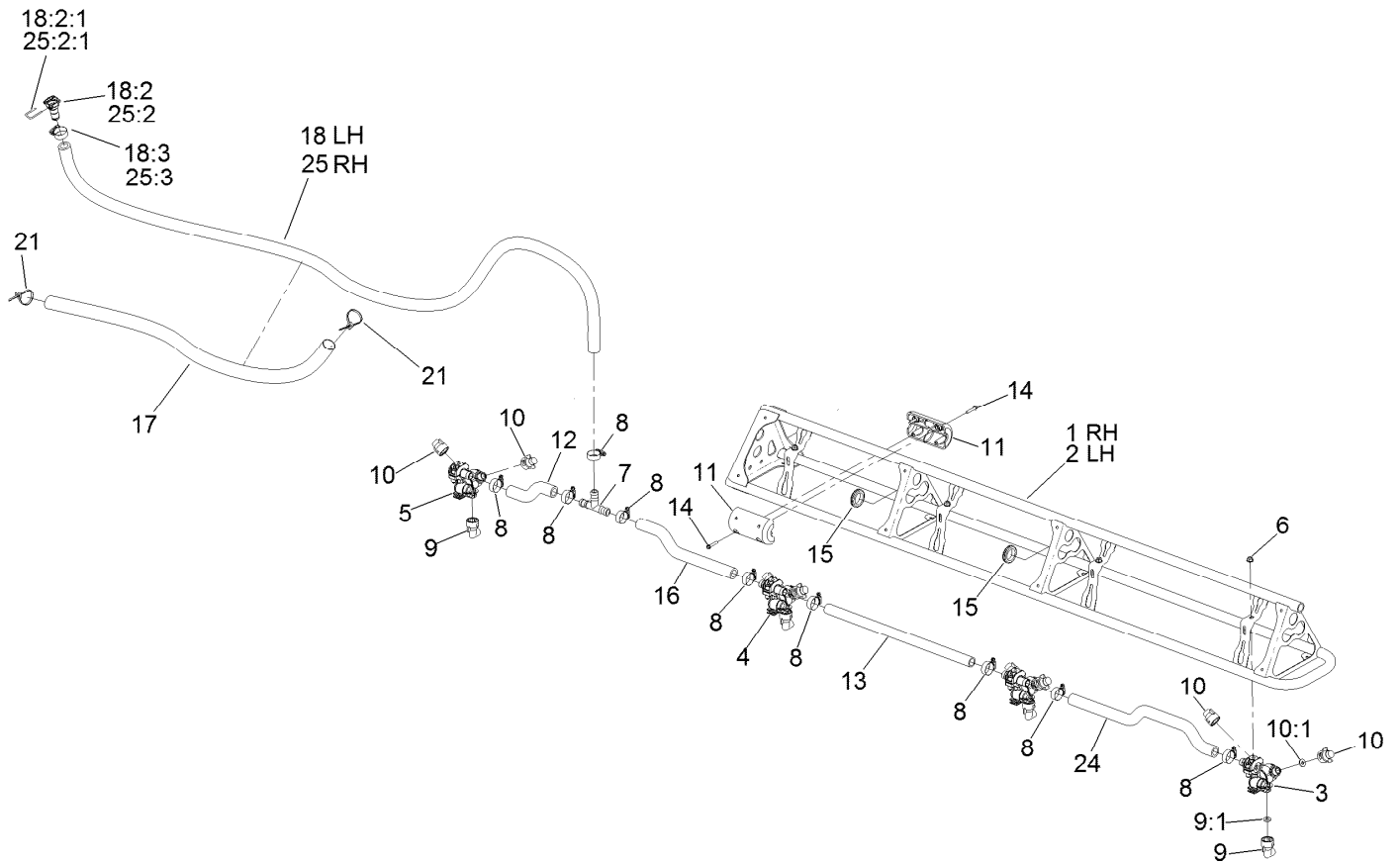
Ref.	Part Number	Qty.	Description
1	104-8300	2	Nut-HF, NI
6	100-8541	4	Bushing-A Arm
7	108-3436	2	Pin-Clevis
8	3290-468	2	Pin-Cotter
12	108-3419	2	Pivot Pin ASM
13	108-3605	8	Plate-Backing
14	108-3748	2	Screw-HHF
20		2	Pivot Bracket Assembly ●

● Not serviced separately



## Boom Pivot Assembly

<i>Ref.</i>	<i>Part Number</i>	<i>Qty.</i>	<i>Description</i>
1	137-1673	1	Bracket-Pivot
2	137-1674	2	Hinge
3	110-5054	2	Washer-Flat
4	108-3738	2	Screw-HH
5	108-3459	2	Boot-Hinge
6	120-8541	2	Dampener-Hinge
7	108-3440	2	Spring-Breakaway, Boom
8	108-3444	2	Retainer-Spring
9	3296-15	2	Nut-Lock, NI
10	302-5	4	Fitting-Grease
11	110-5050	8	Screw-HHF
12	104-8301	8	Nut-HF, NI



## Left and Right Hand Boom Assembly

Ref.	Part Number	Qty.	Description	Ref.	Part Number	Qty.	Description
1	108-3524-03	1	Boom-RH	14	119-9369	8	Screw-HHF
2	108-3525-03	1	Boom-LH	15	240-3	4	Grommet-Rubber
3	108-3725	2	LH Single Body Turret ASM	16	136-0436	2	Hose-Formed
4	108-3727	4	Double Turret Body ASM	17	107-8650	2	Conduit-Convolutd
5	108-3726	2	RH Single Body Turret ASM	18	132-4322	1	Hose-Boom
6	104-8300	8	Nut-HF, NI	18:2	127-9807	1	Straight Fitting Kit
7	108-3439	2	Tee	18:2:1	133-0398	1	Pin-Fork
8	2412-129	18	Clamp-Hose	18:3	2412-129	1	Clamp-Hose
9	95-9186	8	Cap	21	3290-378	6	Tie-Cable
9:1	40998	1	Seat-Gasket	24	108-3735	2	Hose-Boom, Center (LH)
10	95-9187	16	Cap-Blank	25	132-4324	1	Hose-Boom
10:1	40998	1	Seat-Gasket	25:2	127-9807	1	Straight Fitting Kit
11	119-9368	4	Block Slide	25:2:1	133-0398	1	Pin-Fork
12	136-0437	2	Hose-Formed	25:3	2412-129	1	Clamp-Hose
13	40506	2	Hose-Jumper				

# Attachments and Accessories

## For 41188 Multi Pro 1750 Turf Sprayer

<b>Product Name</b>	<b>Model/Part</b>
Foam Marker Kit .....	41249
Drift Reduction Boom Shroud Kit .....	41602
Tank Clean Rinse Kit .....	41208
Chemical Pre-Mix Kit .....	41158
Electric Hose Reel Kit .....	41159
Single Nozzle Kit.....	41023
Pro-Foam.....	41607
Pro Foam Concentrate (4 x 1 Gallon) .....	41157
Spark Arrestor Screen .....	94-8157
Premium All Purpose Grease (Tube) .....	108-1190
Premium Engine Oil 10w30 (55 Gallon Drum) .....	121-6392
Premium Engine Oil 10w30 (5 Gallon Pail) .....	121-6393
Premium ATF (Drum).....	108-1185
Premium ATF (Pail) .....	108-1186
Covered Boom Spring Upgrade Kit.....	120-8508
Finishing Kit, Foam Marker for Multi Pro 1750 Turf Sprayer .....	136-0457
Lance Suction Assembly .....	127-9826
Hand Spray Wand Kit .....	41118
CE Kit .....	41202
EU Compliance Kit.....	41155
License Plate Kit.....	120-8506
Rear Work Light Kit.....	41010
Ultra Sonic Boom Leveling Kit .....	41219
Sonic Boom Finish Kit.....	130-8227
Universal Sunshade .....	30349
Pump Head Kit.....	133-2898
Geolink Lte Precision Spray System.....	41633
Geolink - GSM .....	41634
TNL Reference Antenna Kit, MR-2 .....	41635
Geolink Finish Kit, Mp 1750 .....	41674
Nozzalert - Mp Nozzle Flow System .....	41166
CL-55 CDMA Modem Kit .....	41638
Clutch Assembly, Right.....	41639
GSM RTK Correction Modem Kit, GeoLink Precision Spray System.....	41625
X25 GeoLink Precision Spray System Kit, Serial Number 315000001 and After Multi Pro 1750 or 5800 Turf Sprayer.....	41630
X25 GeoLink Precision Spray System Finishing Kit, Serial Number 315000001 and After Multi Pro 1750 Turf Sprayer.....	41631

## For 41188 Multi Pro 1750 Turf Sprayer

<b>Product Name</b>	<b>Model/Part</b>
Foam Marker Kit .....	41249
Drift Reduction Boom Shroud Kit .....	41602
Tank Clean Rinse Kit .....	41208
Chemical Pre-Mix Kit .....	41158

## Attachments and Accessories (continued)

Electric Hose Reel Kit .....	41159
Single Nozzle Kit.....	41023
Pro-Foam.....	41607
Pro Foam Concentrate (4 x 1 Gallon) .....	41157
Spark Arrestor Screen .....	94-8157
Premium All Purpose Grease (Tube) .....	108-1190
Premium Engine Oil 10w30 (55 Gallon Drum) .....	121-6392
Premium Engine Oil 10w30 (5 Gallon Pail) .....	121-6393
Premium ATF (Drum).....	108-1185
Premium ATF (Pail) .....	108-1186
Covered Boom Spring Upgrade Kit.....	120-8508
Finishing Kit, Foam Marker for Multi Pro 1750 Turf Sprayer .....	136-0457
Lance Suction Assembly .....	127-9826
Hand Spray Wand Kit .....	41118
CE Kit .....	41202
EU Compliance Kit.....	41155
License Plate Kit.....	120-8506
Rear Work Light Kit.....	41010
Ultra Sonic Boom Leveling Kit .....	41219
Sonic Boom Finish Kit.....	130-8227
Universal Sunshade .....	30349
Pump Head Kit.....	133-2898
Geolink Lte Precision Spray System.....	41633
Geolink - GSM .....	41634
TNL Reference Antenna Kit, MR-2 .....	41635
Geolink Finish Kit, Mp 1750 .....	41674
Nozzalert - Mp Nozzle Flow System .....	41166
CL-55 CDMA Modem Kit .....	41638
Clutch Assembly, Right.....	41639
GSM RTK Correction Modem Kit, GeoLink Precision Spray System.....	41625
X25 GeoLink Precision Spray System Kit, Serial Number 315000001 and After Multi Pro 1750 or 5800 Turf Sprayer .....	41630
X25 GeoLink Precision Spray System Finishing Kit, Serial Number 315000001 and After Multi Pro 1750 Turf Sprayer.....	41631



**Count on it.**