



Reelmaster[®] 6500-D

2 and 4 Wheel Drive Traction Unit

Model No. 03806—210000001 and Up

Model No. 03807—210000001 and Up

Parts Catalog

Ordering Replacement Parts

To order replacement parts, please supply: the part number, the quantity, and the description of each part desired.

Understanding Reference Numbers

Each identified part in an illustration has a reference number. The reference number for a part also appears in the parts list, along with other information about the part.

This catalog uses two special reference number formats, one to indicate parts in a service assembly and another to indicate the quantity of a given part in an illustration.

Service Assembly Reference Numbers

Parts in service assemblies have reference numbers in the form **a:b**. The **a** represents the reference number of the entire service assembly and the **b** represents a sequential number unique to each part within the service assembly.

For example, a wheel assembly might be identified by reference number **6**, the tire by **6:1**, the valve by **6:2**, and the wheel by **6:3**. When you order the assembly identified by reference number **6**, you receive all parts identified by reference numbers **6:1**, **6:2**, and **6:3**. However, you may also order any part individually.

Reference numbers of this type appear in illustrations and in part lists.

Reference Numbers Indicating Quantity

In an illustration, if a reference number indicates more than one part, the reference number has the form **nX y**. The **n** represents the quantity of the part, the **X** is the multiplication symbol, and the **y** represents the reference number.

For example, in an illustration, the reference number **2X 37** means that two of the parts identified by reference number **37** are indicated.

Contents

Description	Page	Description	Page
Frame and Body Assembly	4	Lift Arm and Cylinder Assembly	57
Front Frame Assembly No. 105–0117	5	Hydraulic Cylinder Assembly No. 99–2550	59
Tool Box Assembly	6	Reel Motor Assembly	60
Control Console Assembly	7	Hydraulic Motor Assembly No. 98–9999	61
Control Console and Battery Assembly	8	No. 2 and 3 Tipper Support Bracket Assembly .	62
Hydraulic Filter and Reservoir Assembly	9	(ROPS) Roll–Over–Protection–System Assembly	
Fuel Tank and Filter Assembly	10	(Model 03807 Only)	63
Traction Pedal Assembly	11	Rear Axle Assembly No. 100–3784	
Brake Pedal Assembly	12	Bevel Pinion Shaft Assembly	64
Seat and Suspension Assembly	13	Differential Assembly	65
Seat Suspension Assembly No. 75–3000	14	Axle Support Assembly	66
Seat Frame and Throttle Assembly	15	Bevel Gear Case Assembly	67
Steering Wheel Assembly	16	Bevel Gear Shaft Assembly	68
Steering Control Assembly No. 99–8959	17	Axle Case Assembly	69
Steering Tower Assembly	18	Axle Assembly	70
Front Hydraulic Drive Assembly	19	2WD Hydraulic Schematic (Model 03806 Only)	71
Front Axle and Brake Assembly	20	4WD Hydraulic Schematic (Model 03807 Only)	72
Planetary Drive Assembly No. 92–7415–03	21	Electrical Schematic	73
LH Brake Assembly No. 100–3070–03	22	Crankcase Assembly	74
Hydraulic Motor Assembly No. 92–7385	23	Oil Pan Assembly	75
RH Brake Assembly No. 100–3069–03	24	Cylinder Head Assembly	76
Hydraulic Motor Assembly No. 93–7476	25	Gear Case Assembly	77
Hydraulic Pump Installation Assembly	26	Head Cover Assembly	78
Gear Pump Assembly No. 105–2889	27	Dipstick and Guide Assembly	79
Piston Pump Assembly No. 105–2890	28	Main Bearing Case Assembly	80
Manual Servo Control Assembly No. 93–6306	29	Camshaft and Idle Gear Shaft Assembly	81
Radiator Support and Shroud Assembly	30	Piston and Crankshaft Assembly	82
Radiator and Screen Assembly	31	Flywheel Assembly	83
Engine Assembly	32	Fuel Camshaft and Governor Shaft Assembly .	84
Muffler, Oil / Water / Fuel Filter and Air Cleaner		Idle Apparatus, Stop Solenoid and Cover Asm	85
Assembly	33	Injection Pump Assembly	86
Air Filter Assembly No. 100–2597	35	Injection Pump Component Assembly	87
Water and Fuel Filter Assembly No. 98–9305	36	Speed Control Plate Assembly	88
Rear Hydraulic Assembly	37	Nozzle Holder and Glow Plug Assembly	89
4 Wheel Drive Axle Asm (Model 03807 Only) ..	38	Nozzle Holder Component Assembly	90
Hydraulic Motor Assembly No. 92–7386	40	Fork Lever (Governor) Assembly	91
Hydraulic Cylinder Assembly No. 98–3806	41	Alternator and Pulley Assembly	92
2 Wheel Drive Axle and Power Steering Assembly		Alternator Component Assembly	93
(Model 03806 Only)	42	Starter Assembly	94
Hydraulic Cylinder Assembly No. 94–8142	44	Water Flange and Thermostat Assembly	95
2 Wheel Drive Axle and Wheel Assembly		Water Pump Assembly	96
(Model 03806 Only)	45	Reserve Tank Assembly	97
Rear Hydraulic Control Block Assembly	47	Valve and Rocker Arm Assembly	98
Hydraulic Manifold Mow Block Assembly No.		Inlet/Exhaust Manifold Assembly	99
99–6978	49	Turbo Charger Assembly	100
Front Hydraulic Control Block and Hose Asm ..	50	Oil Pipe (Turbo Charger) Assembly	101
Hydraulic Manifold Lift Block Asm No. 105–3329	51	Oil Cooler Assembly	102
Front Lift Arm Assembly No. 1	52	Miscellaneous Parts	103
Hydraulic Cylinder Assembly No. 93–2650	53	Gauge Bar and Backlapping Brush Assembly .	104
Front Lift Arm and Motor Assembly	54		
Hydraulic Cylinder Assembly No. 99–6986	56		

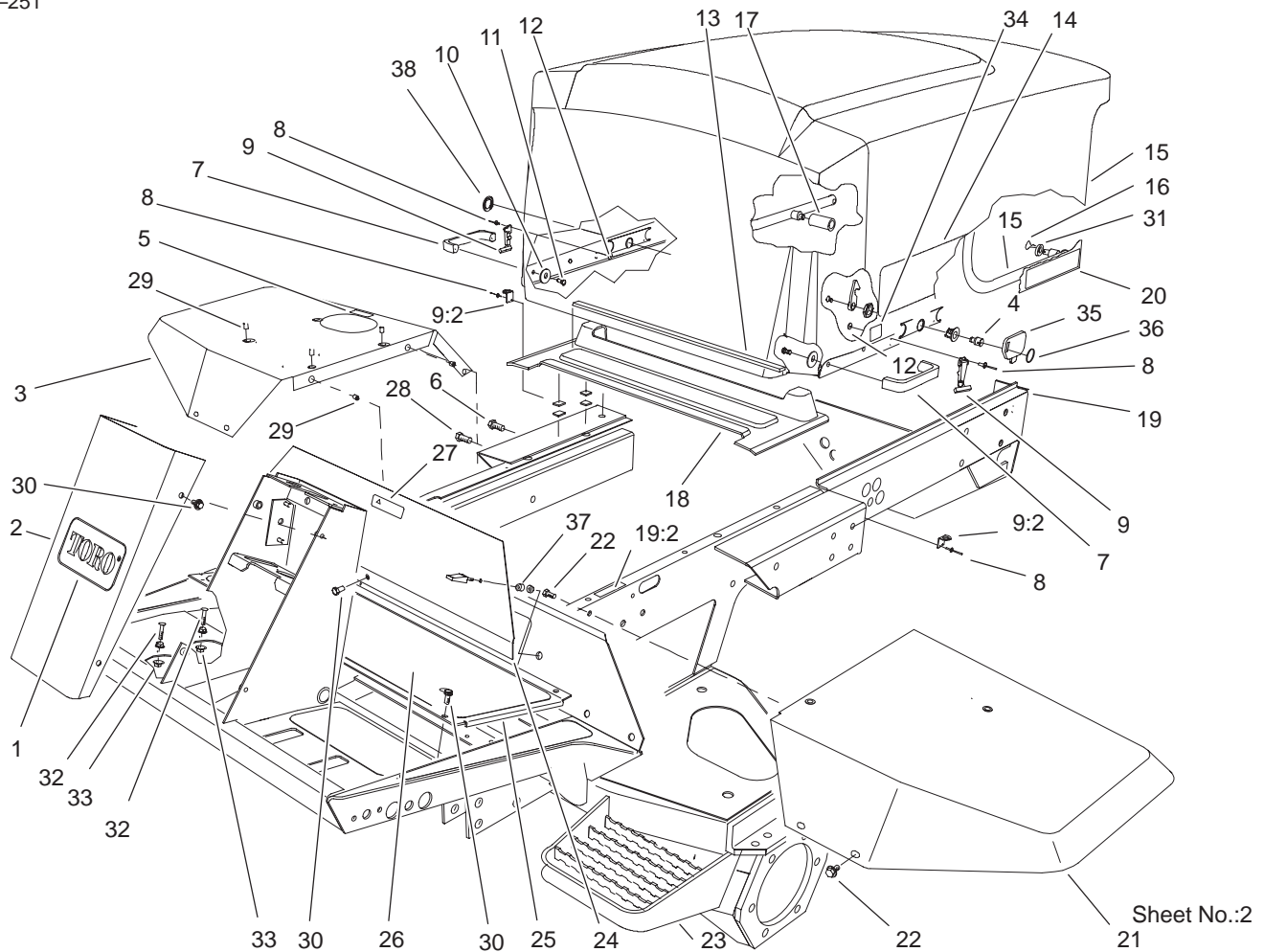
Accessories

Description	Model / Part No.	Description	Model / Part No.
5 Blade Cutting Unit	03860	Front Roller Scraper Kit	100-9908
7 Blade Cutting Unit	03861	Arm Rest Kit	30707
11 Blade Cutting Unit	03862	Accessory Kit	99-8957
Dethatching Cutting Unit	03871	Electronic Leak Detector	03521
Rear Roller Scraper Kit	100-4970		

Part Description Abbreviations

Part descriptions in this catalog may include the following abbreviations.

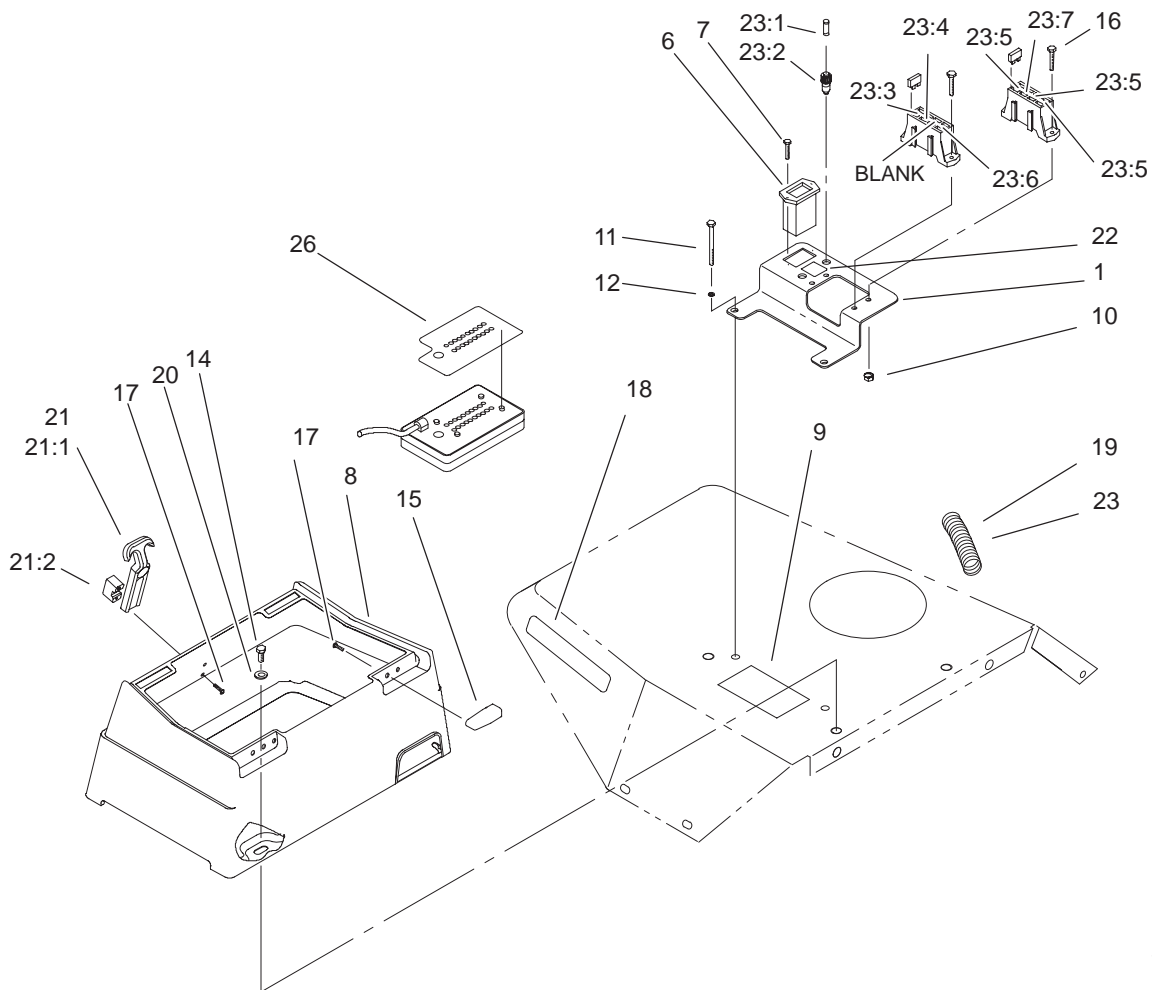
Abbreviation	Meaning	Abbreviation	Meaning
AR	as required	HYD	hydraulic
ASM	assembly	INC	incorporated
CARR	carriage	LH	left hand
DEG	degrees	NI	nylon insert
FH	flat head	PPH	Phillips pan head
GA	gauge	PTH	Phillips truss head
HF	hex flange	PTO	power take off
HH	hex head	RH	right hand
HHF	hex head flange	SFH	slotted fillister head
HLH	hex lag head	SHH	slotted hex head
HJ	hex jam	SQH	square head
HOC	height-of-cut	SHWH	slotted hex washer head
HS	hex socket	SPH	slotted pan head
HSBH	hex socket button head	SRH	slotted round head
HSFH	hex socket flat head	STD	standard
HSH	hex socket head	TAP	self tapping
HWH	hex washer head	TTH	Torx truss head
HWHTF	hex washer head thread forming	WH	wing head



Frame and Body Assembly

Ref. No.	Part No.	Qty.	Description
1	62-5550	1	Decal-Toro
2	93-7996-01	1	Cover-Tower
3	94-3049-01	1	Fender-RH
4	105-3301	1	Latch
5	93-6686	1	Decal-Oil, Hydraulic
6	33106-035	8	Screw-HHF
7	65-5100	2	Handle-Door
8	3269-8	8	Rivet
9	59-9740	2	Flex Draw Latch ASM
9:2	249-40	1	Keeper
10	3256-78	4	Washer-Flat
11	46-8091	4	Screw-HWH
12	3269-10	4	Washer-Back
13	92-7633	1	Bumper-Hood
14	92-7532	2	Decal
15	105-0130	1	Hood
16	3290-467	2	Pin-Hair
17	93-7582	1	Hose
18	94-2617	1	Pump Cover ASM
19	105-0116	1	Rear Frame ASM
19:2	93-1265	1	Decal-Surface, Hot
20	72-3560	2	Decal (only on: 03807)
21	75-3860-01	1	Fender-LH
22	3234-14	10	Screw-HHF
23	105-0117	1	Front Frame ASM

Ref. No.	Part No.	Qty.	Description
24	75-1390-01	1	Cover-Access, Front
25	75-1410-01	1	Plate-Access, Floor
26	75-0630	1	Tread-Foot, Center
27	93-9425	1	Decal-Danger
28	3234-18	2	Screw-HHF
29	32148-7	5	Nut-Insert
30	3234-7	9	Screw-HHF
31	66-6480	2	Washer
32	17-9420	2	Screw-Handle
33	32128-20	4	Nut-HF
34	93-7252	1	Decal-International
35	99-8970	1	Latch-Key, Hood
36	98-9321	1	Ring-Key
37	74-5950	1	Latch-Swell
38	104-1453	1	Grommet

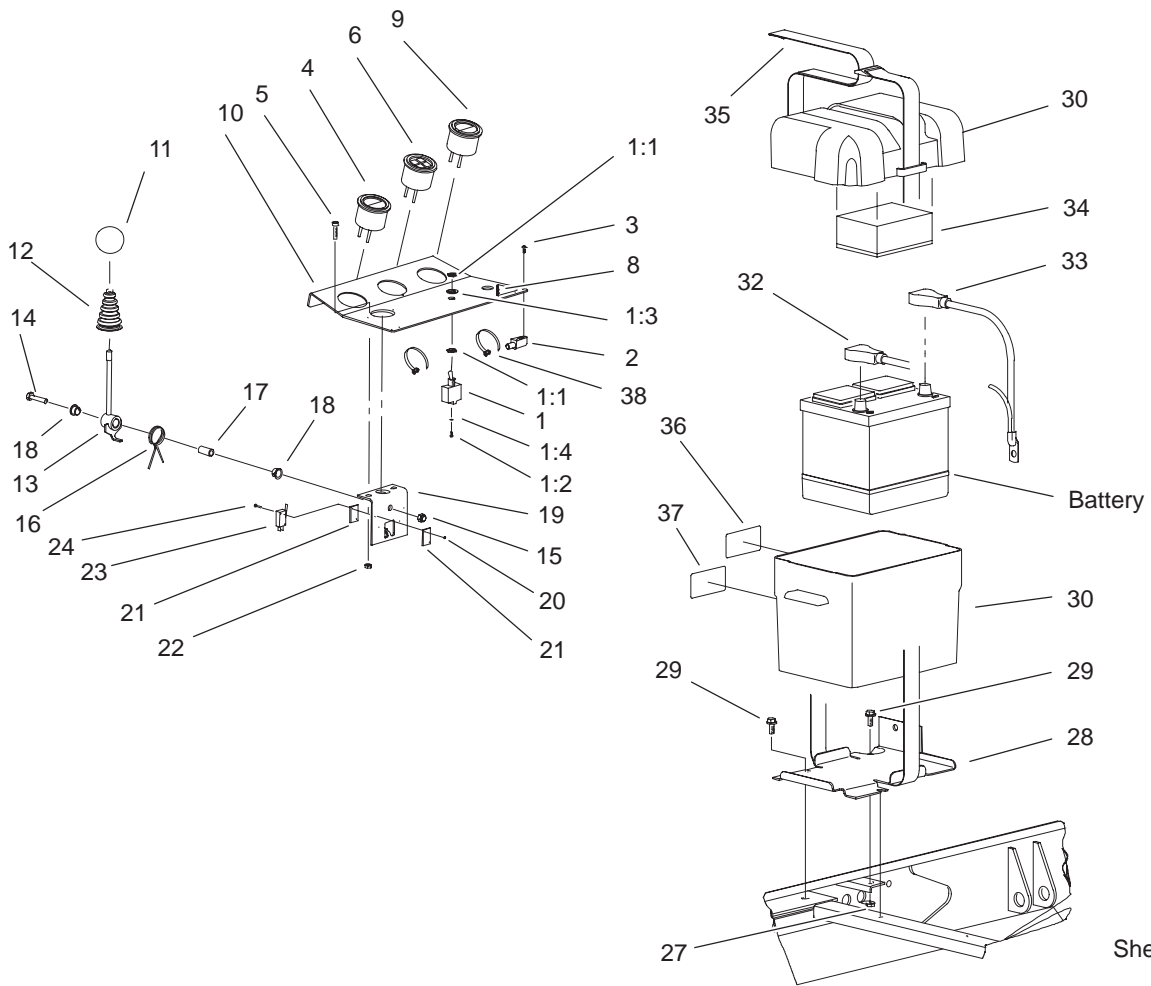


Sheet No.:4

Control Console Assembly

Ref. No.	Part No.	Qty.	Description
1	105-0137-03	1	Bracket-Fuse Block
6	75-6820	1	Hourmeter
7	32144-18	2	Screw-HH
8	104-0027	1	Control Box
9	104-5229	1	Decal-Fuses, Ce
10	3296-2	4	Nut-Lock
11	321-4	2	Screw-HH
12	3253-3	2	Washer-Lock
14	322-3	3	Screw-HH
15	104-1497	2	Hinge-Receiver
16	32105-13	4	Screw-Shh
17	32144-1	6	Screw-Taptite
18	93-6689	1	Decal-No Riders
19	94-6343	1	Decal-I.d., Wire
20	3256-23	3	Washer-Flat
21	94-5626	1	Latch-Draw, Flexible
21:1	100-5806	1	Handle-Latch
21:2	100-5807	1	Keeper-Latch
22	104-9298	1	Decal-Controller
23	105-0119	1	Harness-Wire, Console
23:1	219-19	1	Lamp-Green
23:2	85-4491	1	Light-Indicator (Includes Lamp)
23:3	94-9157	1	Fuse-Blade, 4 Amp
23:4	114241	1	Fuse-7.5 Amp

Ref. No.	Part No.	Qty.	Description
23:5	218-578	3	Fuse-10 Amp
23:6	109355	1	Fuse-15 Amp
23:7	109101	1	Fuse-20 Amp
26	104-5235	1	Decal-Diagnostic, Danish
26	104-5220	1	Decal-Diagnostic
26	104-5237	1	Decal-Diagnostic, Finish
26	104-5238	1	Decal-Diagnostic, French
26	104-5239	1	Decal-Diagnostic, German
26	104-5240	1	Decal-Diagnostic, Italian
26	104-5242	1	Decal-Diagnostic, Norwegian
26	104-5243	1	Decal-Diagnostic, Polish
26	104-5244	1	Decal-Diagnostic, Spanish
26	104-5245	1	Decal-Diagnostic, Swedish
26	104-5241	1	Decal-Diagnostic, Japanese
26	104-5236	1	Decal-Diagnostic, Dutch

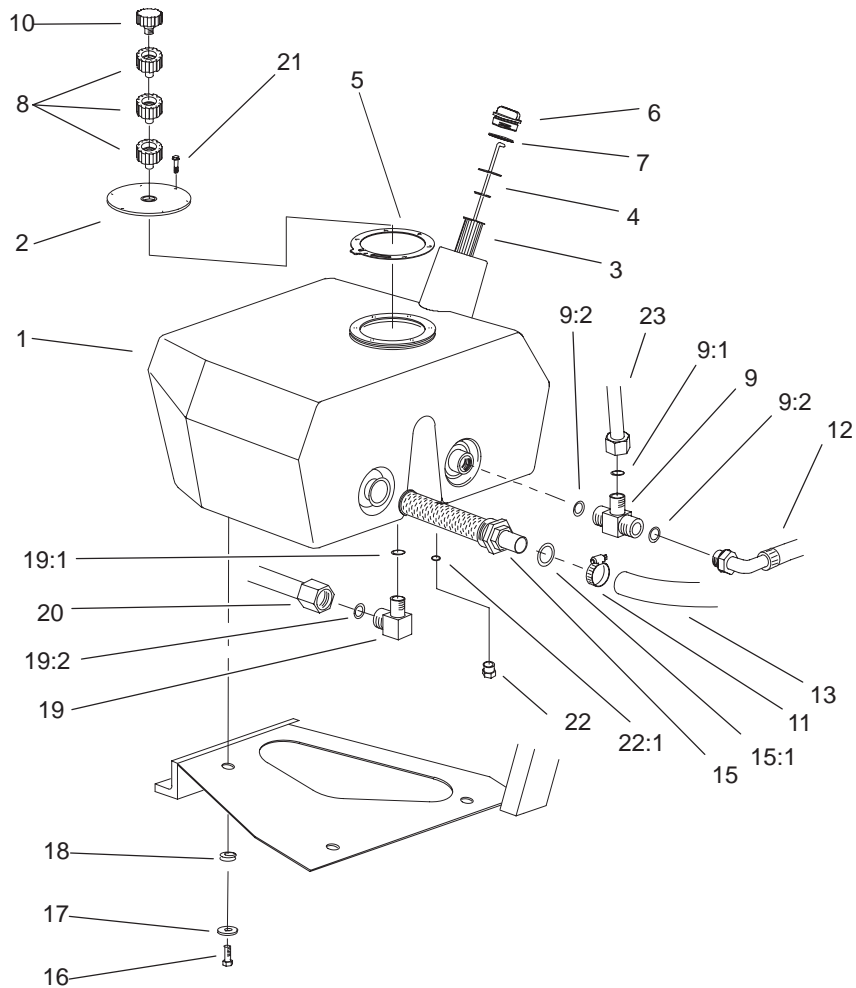


Sheet No.:5

Control Console and Battery Assembly

Ref. No.	Part No.	Qty.	Description
1	99-8352	1	Switch-Backlap, Master
1:1	218-498	2	Locknut-Hex
1:2	218-588	3	Screw
1:3	218-589	1	Washer
1:4	3253-19	3	Washer-Lock/Sp
2	104-1496	2	Hinge-Pin
3	104-9316	4	Screw-TAP, PPH
4	98-9339	1	Gauge-Fuel
5	3258-166	2	Screw
6	98-9306	1	Light-Warning
8	104-9296	1	Decal-Control
9	98-9308	1	Gauge-Temperature
10	104-9251-03	1	Plate-Instrument
11	233-42	1	Knob
12	93-5961	1	Boot-Lever
13	104-9261	1	Lever Assembly
14	322-8	1	Screw-HH
15	3296-29	1	Nut-Lock
16	93-5509	1	Spring-Tension
17	93-5512	1	Spacer
18	93-5547	2	Bushing-Nylon
19	93-5991-03	1	Bracket-Lift Lever
20	3296-52	2	Nut-Lock NI
21	61-2990	2	Spacer
22	32128-33	2	Nut-HF

Ref. No.	Part No.	Qty.	Description
23	111332	2	Switch
24	3290-329	4	Screw-PPH
27	3296-29	1	Nut-Lock
28	93-7974-03	1	Plate-Battery Box
29	3234-5	3	Screw
30	93-7595	1	Box-Battery
32	105-0114	1	Cable-Battery, Pos.
33	105-0115	1	Cable-Battery, Neg
34	93-7968	1	Pad-Foam
35	94-1445	1	Strap-Battery
36	93-6668	1	Decal-Battery
37	93-7276	1	Decal-Danger
38	3290-378	2	Tie-Cable

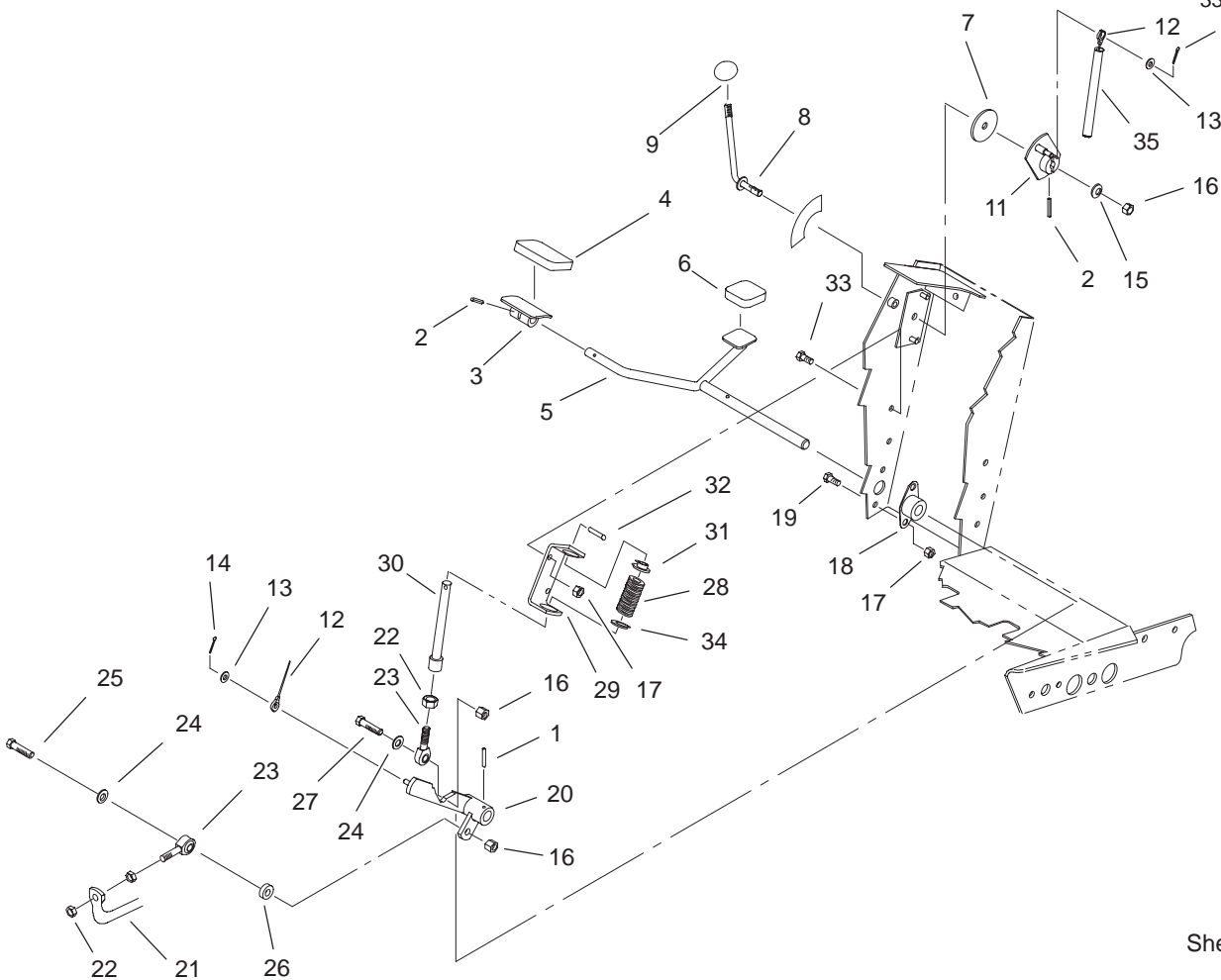


Sheet No.:6

Hydraulic Filter and Reservoir Assembly

Ref. No.	Part No.	Qty.	Description
1	104-9254	1	Tank-Oil
2	99-2580	1	Cover-Tank
3	61-2790	1	Filter-Screen
4	75-3710	1	Dipstick
5	93-7499	1	Gasket
6	93-7498	1	Plug-Plastic
7	94-8166	1	O-Ring
8	92-8020	3	Adapter-Breather
9	104-3795	1	Fitting-Hyd, Tee
9:1	340-65	2	O-Ring
9:2	237-146	1	O-Ring
10	68-6150	1	Breather-Air
11	2412-111	1	Clamp
12	104-3790	1	Pump Return Hose ASM
13	104-3792	1	Hose-Suction
15	105-0131	1	Strainer-Tank,Oil
15:1	340-136	1	O-Ring
16	33105-025	3	Screw-HHF
17	63-8410	3	Washer
18	240-11	3	Grommet-Mount, Tank
19	340-98	1	Fitting-Hyd, 90°
19:1	237-79	1	O-Ring
19:2	237-30	1	O-Ring
20	92-7478	1	RH Motor Tube ASM

Ref. No.	Part No.	Qty.	Description
21	33104-020	6	Screw-HHF
22	353-508	1	Plug
22:1	237-42	1	O-Ring
23	104-3748	1	Hydraulic Tank Tube ASM
23:1	340-65	1	O-Ring

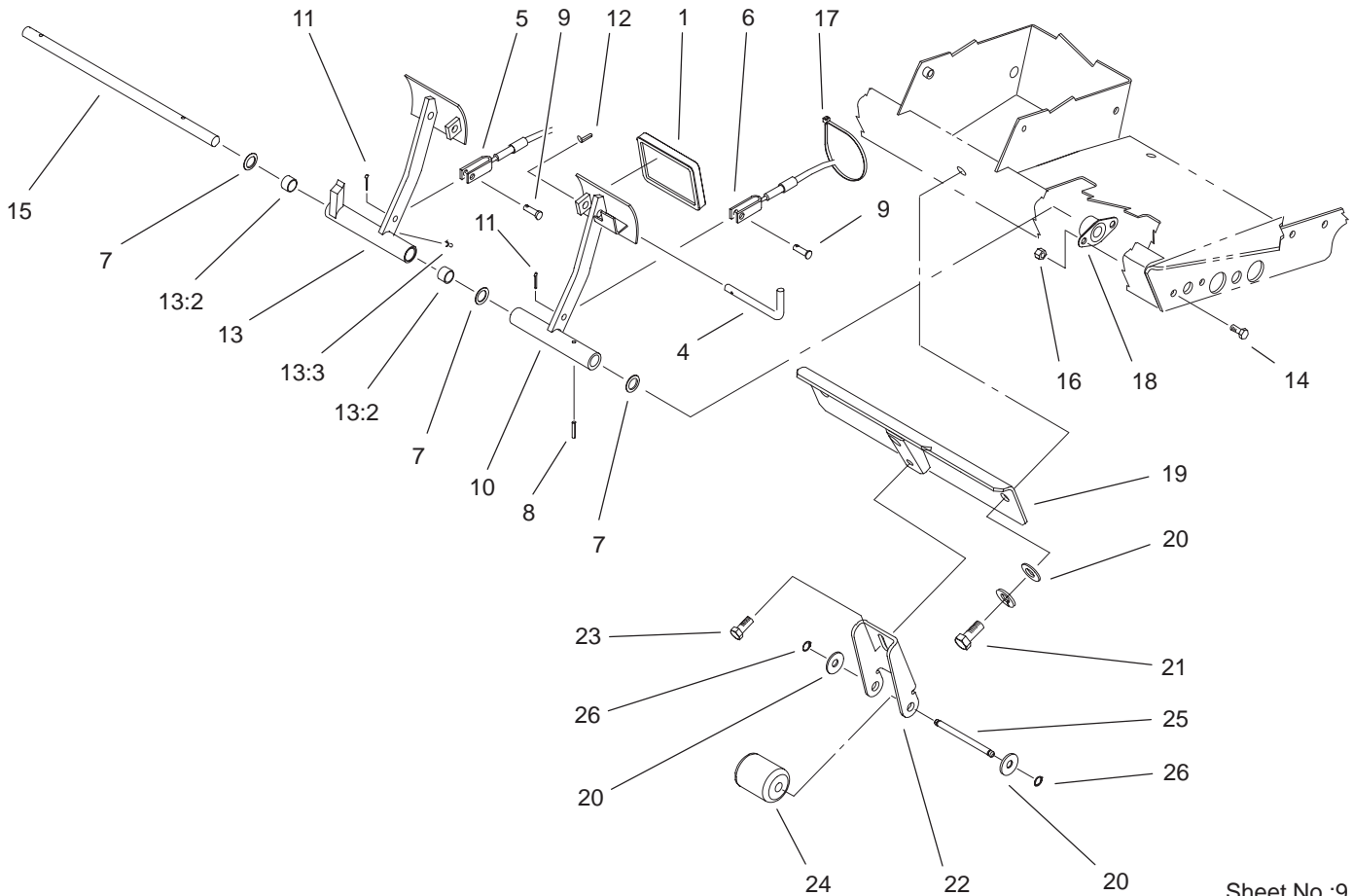


Sheet No.:8

Traction Pedal Assembly

Ref. No.	Part No.	Qty.	Description
1	32121-6	1	Pin-Roll
2	32121-45	2	Pin-Spring
3	49-6440-03	1	Pedal-Forward
4	74-9100	1	Pad-Pedal, Forward
5	75-2970	1	Pedal-Traction
6	74-9110	1	Pad-Pedal, Reverse
7	75-6550	1	Disc-Friction
8	75-6490	1	Lever
9	233-42	1	Knob
11	75-6510	1	Bracket-Lever
12	75-6580	1	Cable-Pedal
13	3256-22	2	Washer-Flat
14	3272-2	2	Pin-Cotter
15	3290-461	1	Washer-Spring
16	3296-39	3	Nut-Lock, NI
17	32128-20	4	Nut-HF
18	256-236	2	Bearing-Mount, Flange
19	322-3	6	Screw-HH
20	75-3270-03	1	Hub-Pivot, Traction
21	100-3893-03	1	Tube-Pump Control
22	3220-3	3	Nut-Jam
23	2411-36	2	Bearing-End, Rod
24	3256-24	2	Washer-Flat
25	323-9	1	Screw-HH
26	5-0652	1	Spacer

Ref. No.	Part No.	Qty.	Description
27	323-29	1	Screw-HH
28	60-5700	1	Spring
29	92-7608-03	1	Bracket-Spring
30	92-7609	1	Shaft-Spring
31	92-7610	1	Retainer-Spring
32	32121-11	1	Pin-Roll
33	32144-14	2	Screw-HWH
34	3256-5	1	Washer-Flat
35	95-7151	1	Tube-Convolute



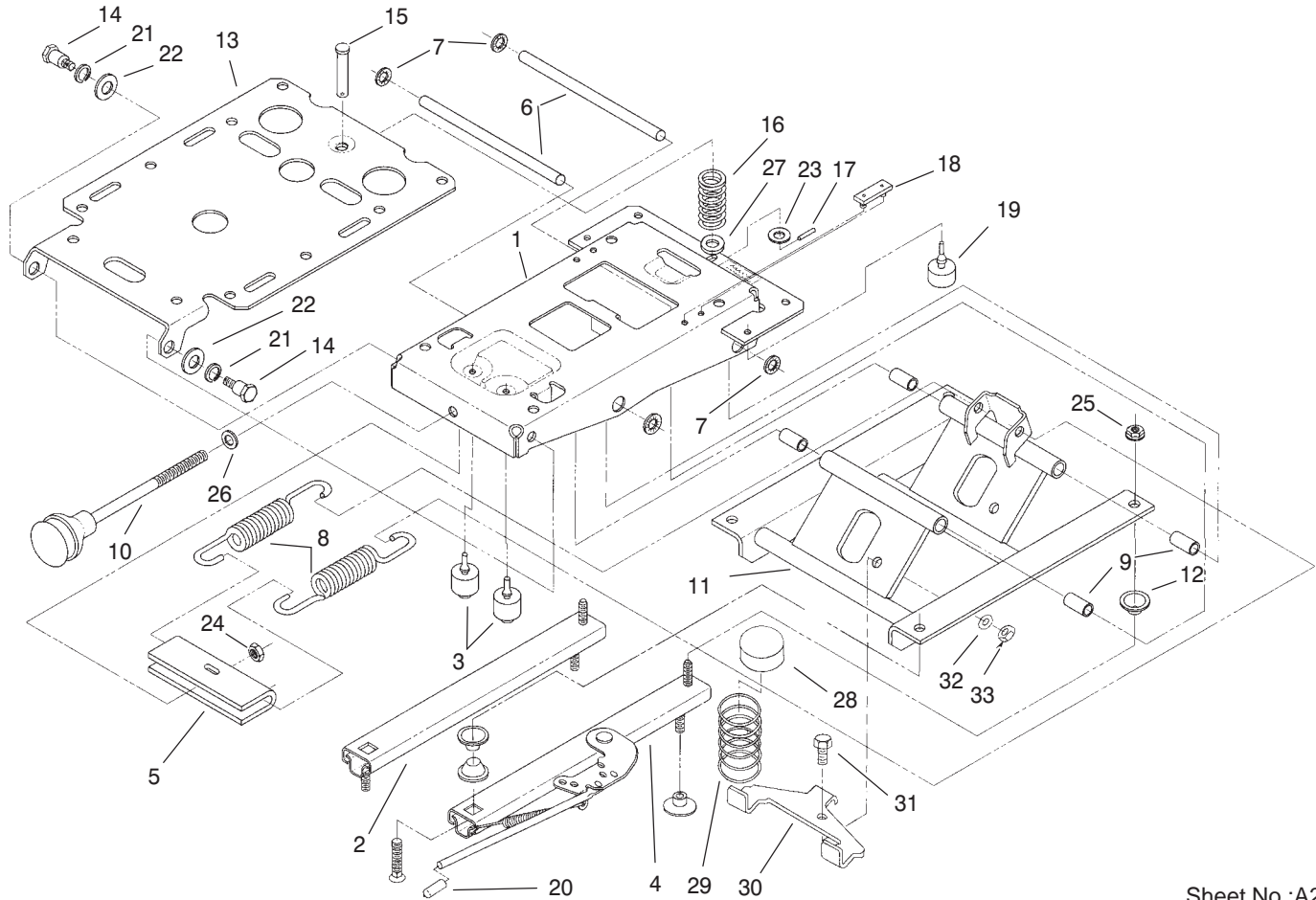
Sheet No.:9

Brake Pedal Assembly

Ref. No.	Part No.	Qty.	Description
1	93-8742	2	Footpad-Brake
4	63-7880	1	Pin-Latch, Brake
5	92-7530	1	LH Brake Cable ASM
6	92-7529	1	RH Brake Cable ASM
7	3256-69	3	Washer-Flat
8	32121-16	1	Pin-Spring
9	283-58	2	Pin-Clevis
10	75-1440-03	1	Pedal-Brake, LH
11	3272-10	2	Pin-Cotter
12	32121-50	1	Pin-Spring
13	75-1430	1	Pedal-Brake, RH
13:2	256-42	2	Bushing
13:3	302-5	1	Fitting-Grease
14	322-3	4	Screw-HH
15	75-1470	1	Pin-Pivot, Brake
16	32128-20	4	Nut-HF
17	3290-378	1	Tie-Cable
18	256-236	2	Bearing-Mount, Flange
19	105-0138-03	1	Stabilizer
20	3256-26	2	Washer-Flat
21	33106-035	2	Screw-HHF
22	100-3868-03	1	Bracket-Tipper
23	3234-1	2	Screw-HHF
24	75-5390	1	Roller

Ref. No.	Part No.	Qty.	Description
25	75-5400	1	Pin-Roller
26	32151-61	2	Ring-Retaining

3327-251

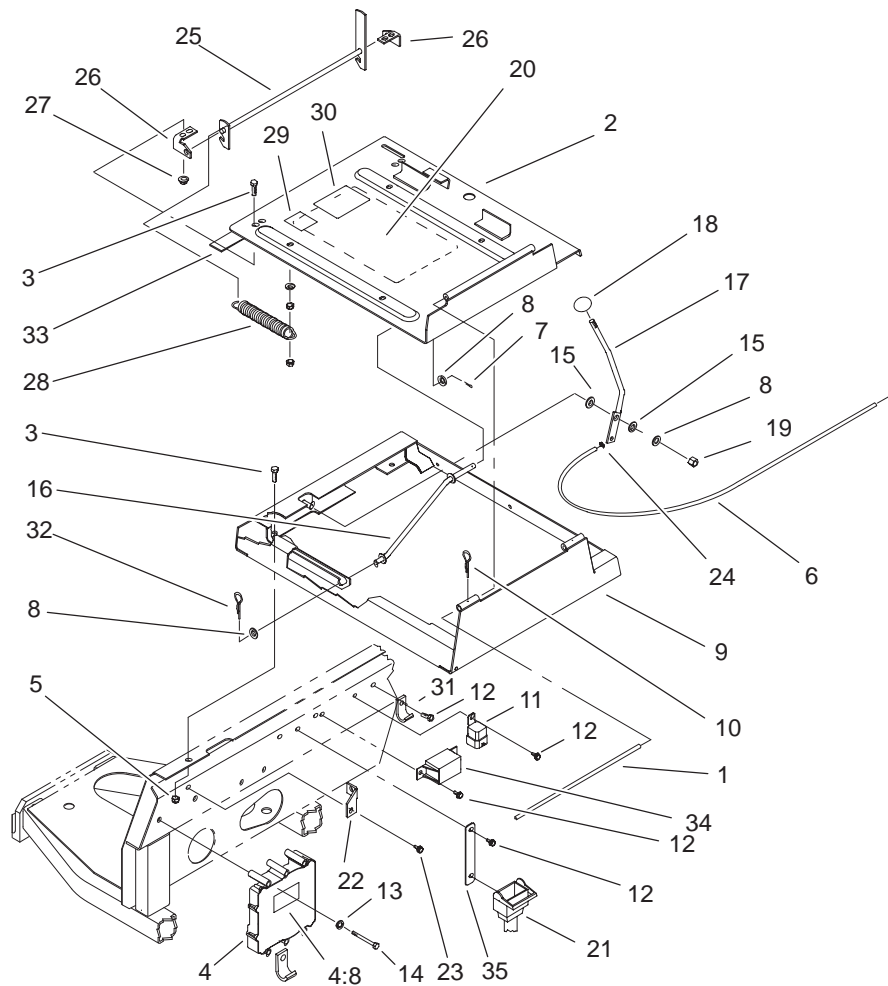


Sheet No.:A2
T-3437

Seat Suspension Assembly No. 75-3000

Ref. No.	Part No.	Qty.	Description
1	75-3480	1	Frame-Upper
2	66-8530	1	Adjuster
3	66-8520	2	Bumper-Downstop
4	82-9060	1	Adjuster W/Handle
5	77-2870	1	Hanger-Spring
6	76-1910	2	Shaft-Pivot
7	66-8560	4	Nut-Push
8	76-1940	2	Spring-Extension
9	76-1920	4	Bearing-Sleeve
10	76-1930	1	Knob-Adjuster, Tension
11	66-8610	1	Frame-Lower
12	66-9290	6	Spacer-Suspension
13	75-3580	1	Plate-Seat
14	75-3510	2	Bolt
15	80-4860	1	Pin-Clevis
16	75-3530	1	Spring
17	75-3540	1	Pin-Roll
18	75-3550	2	Bumper
19	76-2940	2	Bumper
20	75-3570	1	Tip
21	3253-6	2	Washer-Lock
22	3256-26	2	Washer-Flat
23	3256-24	1	Washer-Flat
24	3296-44	1	Nut-Lock NI
25	32128-26	4	Nut-Flange

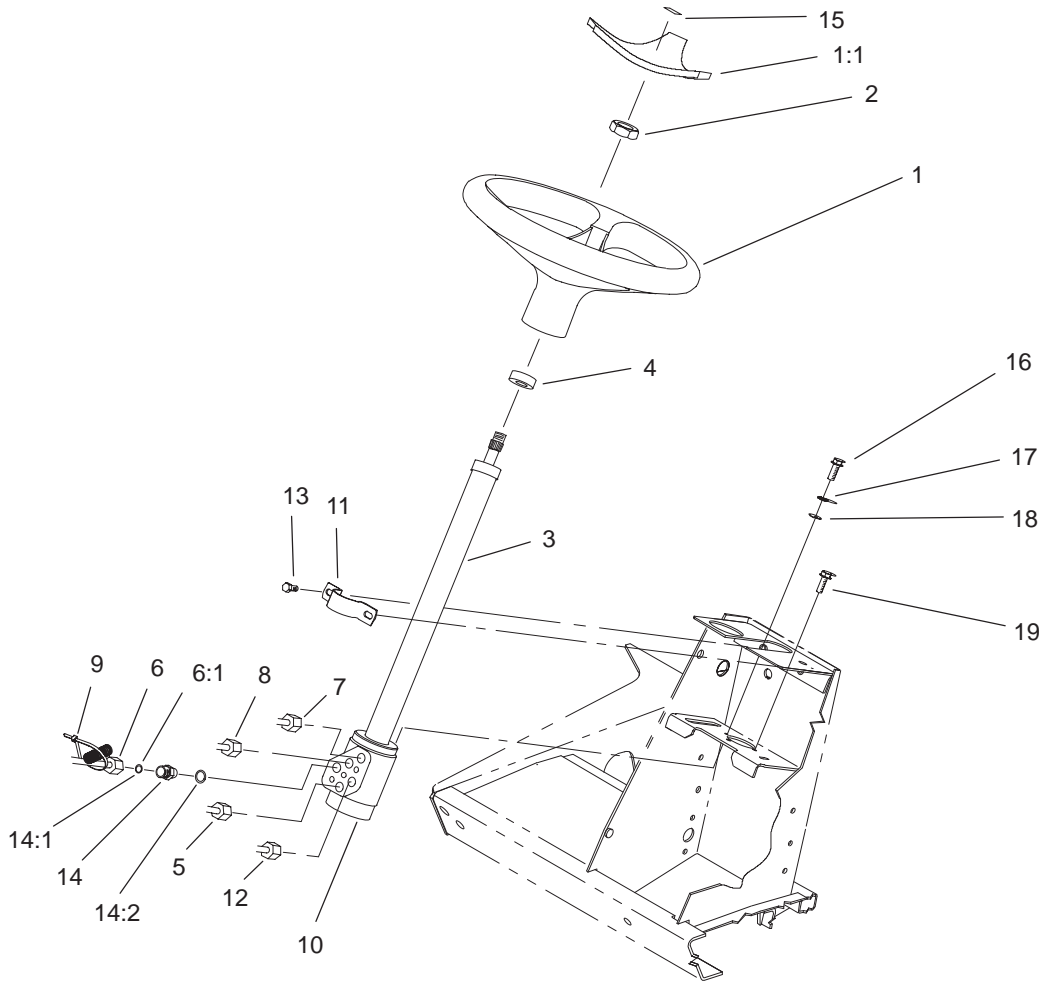
Ref. No.	Part No.	Qty.	Description
26	3256-46	1	Washer-Flat
27	3256-5	1	Washer-Flat
28	93-3164	2	Cap
29	93-3163	2	Spring
30	93-3165	1	Bracket
31	322-6	1	Screw-HH
32	3253-33	1	Washer-Lock
33	3217-6	1	Nut-Hex



Sheet No.:11

Seat Frame and Throttle Assembly

Ref. No.	Part No.	Qty.	Description	Ref. No.	Part No.	Qty.	Description
1	75-3400	1	Shaft-Pivot, Seat	25	98-2354-03	1	Latch-Seat
2	98-2350-03	1	Plate-Seat	26	98-2353	2	Bracket-Latch, Seat
3	322-3	11	Screw-HH	27	32128-25	4	Nut-Flange
4	92-5720	1	Controller-Electronic	28	66-4190-03	1	Spring-Idler, Clutch
4:8	93-8053	1	Decal	29	63-9920	1	Decal-Level, Noise
5	3296-29	4	Nut-Lock	30	85-6910	1	Decal-Rating, Noise
6	105-0102	1	Cable-Throttle	31	2412-109	2	Clip - J
7	3272-10	1	Pin-Cotter	32	3290-307	1	Pin-Hair
8	3256-24	3	Washer-Flat	33	94-8146	1	Strip-Foam
9	98-2352-03	1	Frame-Seat	34	66-8800	1	Relay
10	3290-467	1	Pin-Hair	35	105-3300	1	Bracket
11	70-1480	1	Relay				
12	32144-10	5	Screw-HWH				
13	3253-3	3	Washer-Lock				
14	321-14	3	Screw-HH				
15	52-2900	2	Washer				
16	75-3680-03	1	Rod-Seat				
17	93-7598-03	1	Lever-Throttle				
18	233-42	1	Knob				
19	3296-39	1	Nut-Lock, NI				
20	104-0082	1	Decal-Clip, Solenoid Instructions				
21	105-0121	1	Harness-Wire, Main				
22	92-7396-03	1	Mount-Cable				
23	49-2040	1	Screw-Tapping				
24	52-5910	1	Ring-Retaining				

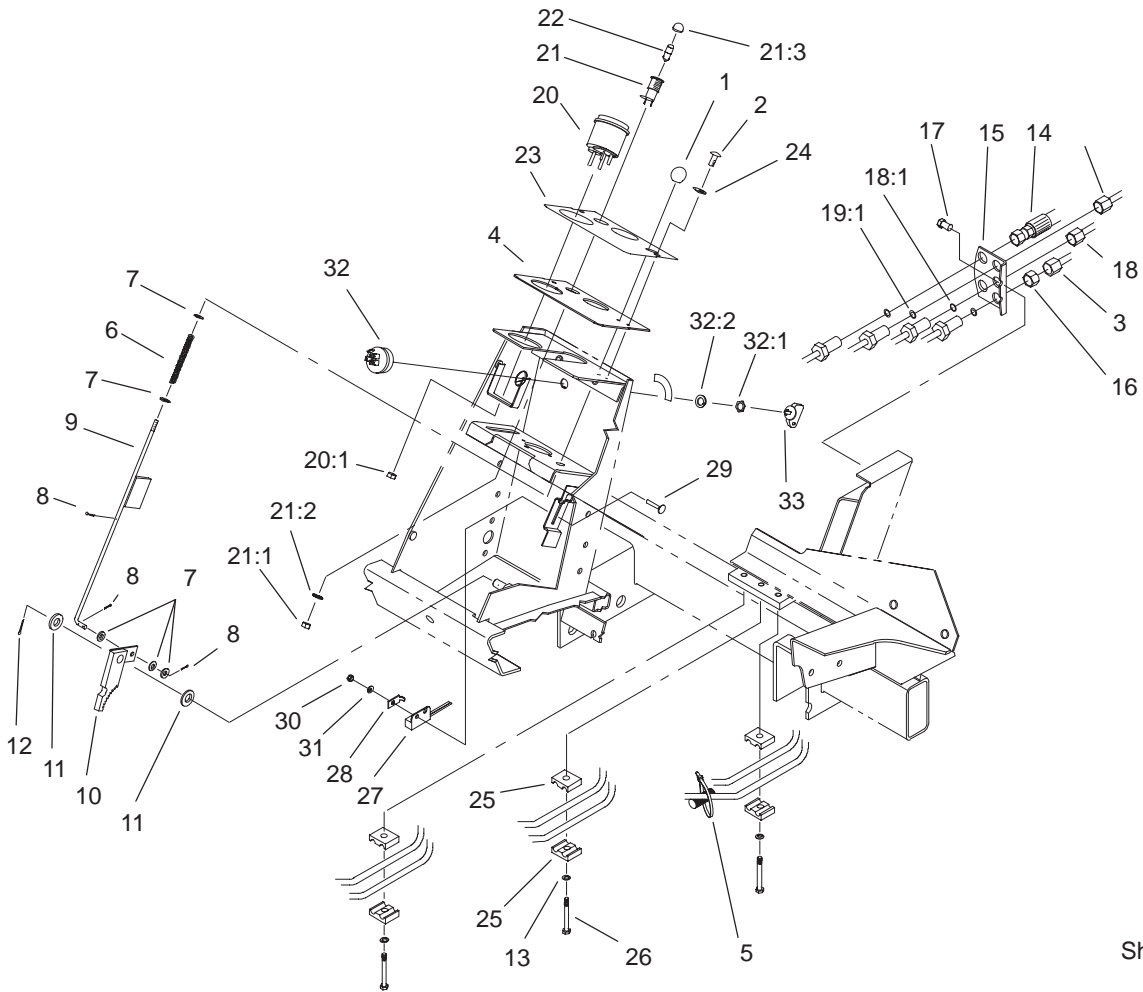


Sheet No.:12

Steering Wheel Assembly

Ref. No.	Part No.	Qty.	Description
1	98-1471	1	Wheel-Steering
1:1	98-1468	1	Cover-Wheel, Steering
2	94-9952	1	Nut-Hex
3	94-9951	1	Column-Steering
4	21-9260	1	Cover-Dust
5	94-3059	1	Hyd Tube ASM
6	104-3733	1	Tube ASM-Straight, Front In
6:1	237-22	1	O-Ring
7	104-3737	1	Tube ASM-Straight, Front Out
8	94-3060	1	Hyd Tube ASM
9	3290-378	4	Tie-Cable
10	99-8959	1	Control-Steering
11	75-2810	1	Bracket-Column, Steering
12	94-3071	1	Hyd Tube ASM
13	3234-7	2	Screw-HHF
14	340-2	4	Adapter-Straight, Hyd
14:1	237-22	1	O-Ring
14:2	237-42	1	O-Ring
15	98-1459	1	Decal-Toro
16	33103-025	1	Screw-HHF
17	3255-8	1	Washer-Lock/Ext

Ref. No.	Part No.	Qty.	Description
18	3256-23	4	Washer-Flat
19	33103-020	2	Screw-HHF

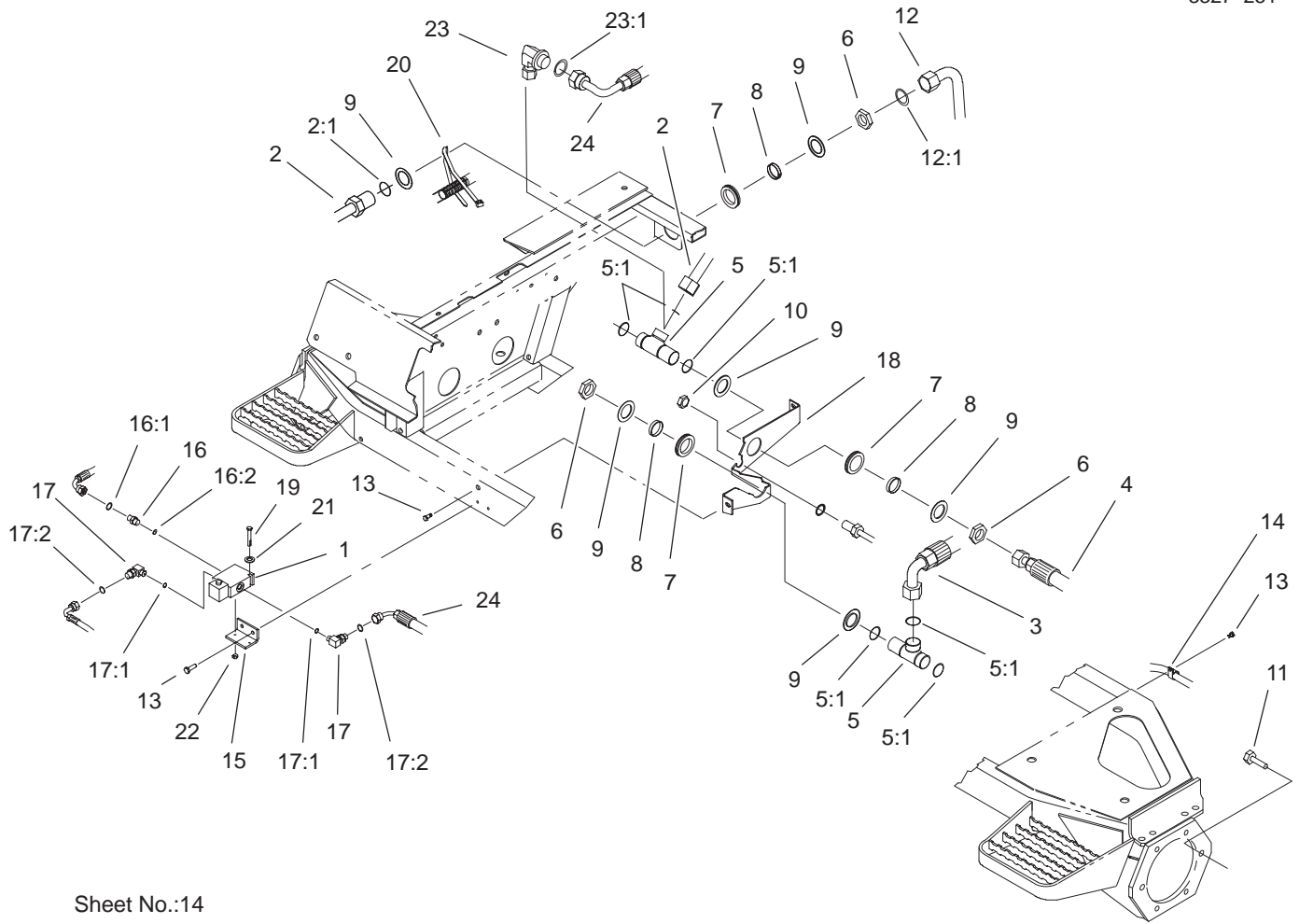


Sheet No.:13

Steering Tower Assembly

Ref. No.	Part No.	Qty.	Description
1	233-17	1	Knob
2	87-6620	2	Screw-Special
3	104-3738	1	Tube ASM-Hyd
4	93-7998-03	1	Plate-Instrument
5	3290-379	1	Tie-Cable
6	95-1821-03	1	Spring-Compression
7	3256-22	5	Washer-Flat
8	3272-5	3	Pin-Cotter
9	104-1492	1	Rod Assembly
10	63-7900-03	1	Rack
11	3256-26	2	Washer-Flat
12	3272-10	1	Pin-Cotter
13	3256-23	3	Washer-Flat
14	104-3788	1	Steering Hose ASM
15	92-7606-03	1	Bracket-Bulkhead
16	340-70	4	Locknut-Bulkhead
17	32144-11	2	Screw-TAP
18	104-3745	1	Tube ASM-Straight, Rear RH
18:1	237-22	1	O-Ring
19	104-3746	1	Tube ASM-Straight, Rear In
19:1	237-22	1	O-Ring
20	105-3304	1	Speedometer
20	3296-1	4	Nut-Lock NI (only on: 03807)

Ref. No.	Part No.	Qty.	Description
20:1	3296-1	4	Nut-Lock NI
21	44-2210	1	Light-Indicator, Red
21:1	218-535	1	Nut-Hex
21:2	218-536	1	Washer-Lock
21:3	218-533	1	Lens
22	93-7480	1	Led-Miniature
23	93-1263	1	Decal-Tower
24	3256-1	2	Washer-Flat
25	56-7973	6	Clamp-Tube
26	322-6	3	Screw-HH
27	100-1270	1	Switch-Proximity
28	100-4872	1	Plate-Switch, Neutral
29	104-1450	1	Bolt-CARR
30	3296-29	1	Nut-Lock
31	3256-14	1	Washer-Flat
32	27-2360	1	Switch-Key
32:1	218-446	1	Nut-Hex
32:2	218-447	1	Washer-Lock
33	63-8360	1	Key-Ignition

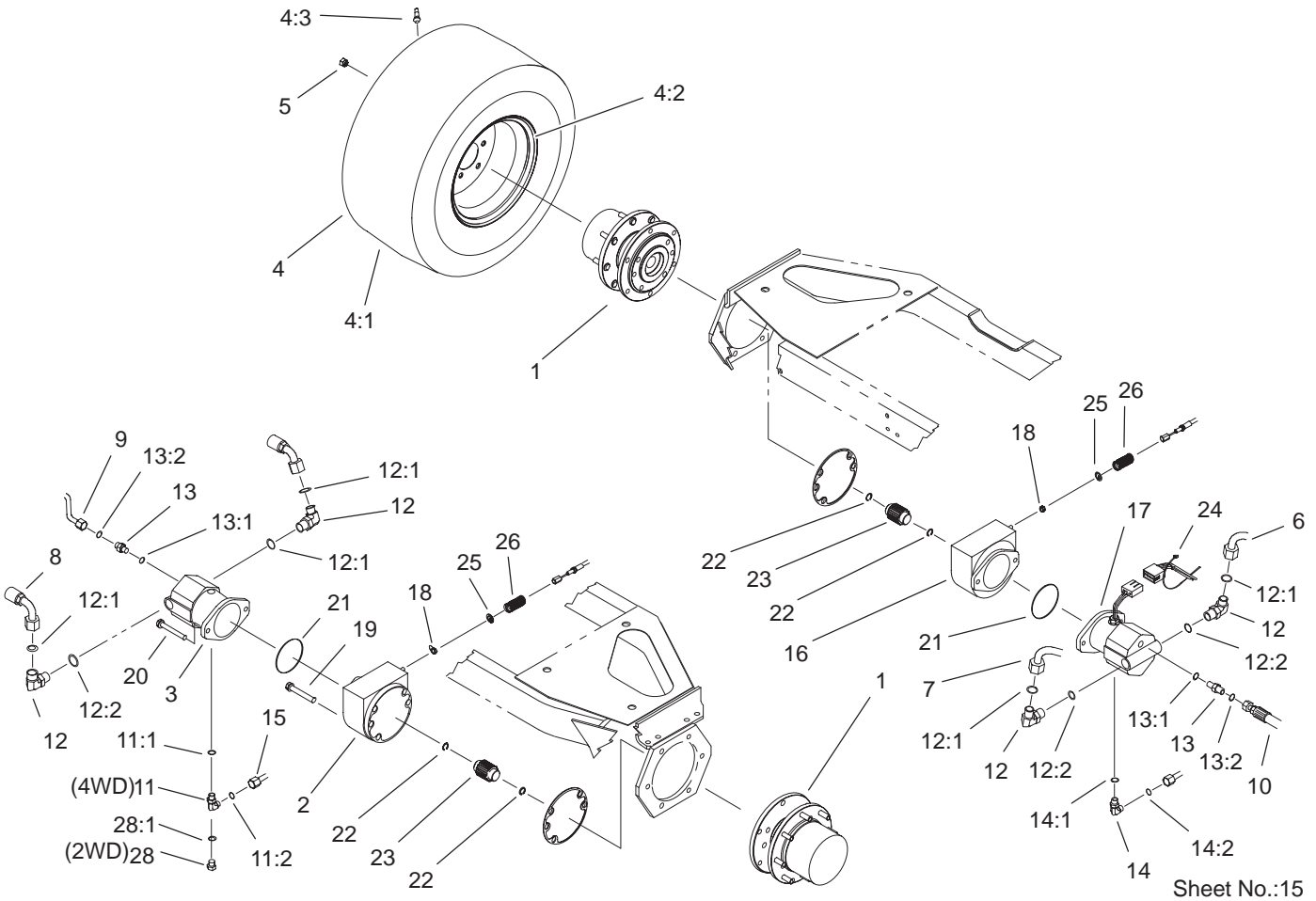


Sheet No.:14

Front Hydraulic Drive Assembly

Ref. No.	Part No.	Qty.	Description
1	105-3303	1	Flow Divider Valve ASM
2	104-3719	1	Hyd Tube ASM (only on: 03807)
2:1	340-65	1	O-Ring (only on: 03807)
3	104-3794	1	Hyd Hose ASM
4	92-7486	1	Hydraulic Hose ASM
5	92-7550	2	Fitting-Bulkhead Tee
5:1	340-65	3	O-Ring
6	340-128	2	Nut-Bulkhead (only on: 03806)
6	340-128	3	Nut-Bulkhead (only on: 03807)
7	240-2	3	Grommet-Rubber (only on: 03807)
7	240-2	2	Grommet-Rubber (only on: 03806)
8	69-8950	3	Spacer (only on: 03807)
8	69-8950	2	Spacer (only on: 03806)
9	69-8920	4	Washer (only on: 03806)
9	69-8920	6	Washer (only on: 03807)

Ref. No.	Part No.	Qty.	Description
10	340-127	1	Nut-Bulkhead
11	33106-030	12	Screw-HHF
12	104-3736	1	Hyd Tube ASM (only on: 03807)
12:1	237-58	1	O-Ring (only on: 03807)
13	32144-11	6	Screw-TAP
14	2412-93	2	R-Clamp
15	100-3807	1	Bracket-Flow Divider
16	340-1	1	Adapter
16:1	237-35	1	O-Ring
16:2	237-42	1	O-Ring
17	340-82	2	Adapter
17:1	237-42	1	O-Ring
17:2	237-21	1	O-Ring
18	92-7455-03	1	Plate-Bulkhead
19	321-23	2	Screw-HH
20	3290-379	4	Tie-Cable
21	3256-2	2	Washer-Flat
22	3296-42	2	Nut-Lock, NI
23	92-7645	1	Elbow-90°, Swivel (only on: 03806)
23:1	340-65	1	O-Ring (only on: 03806)
24	100-3783	1	Hose ASM



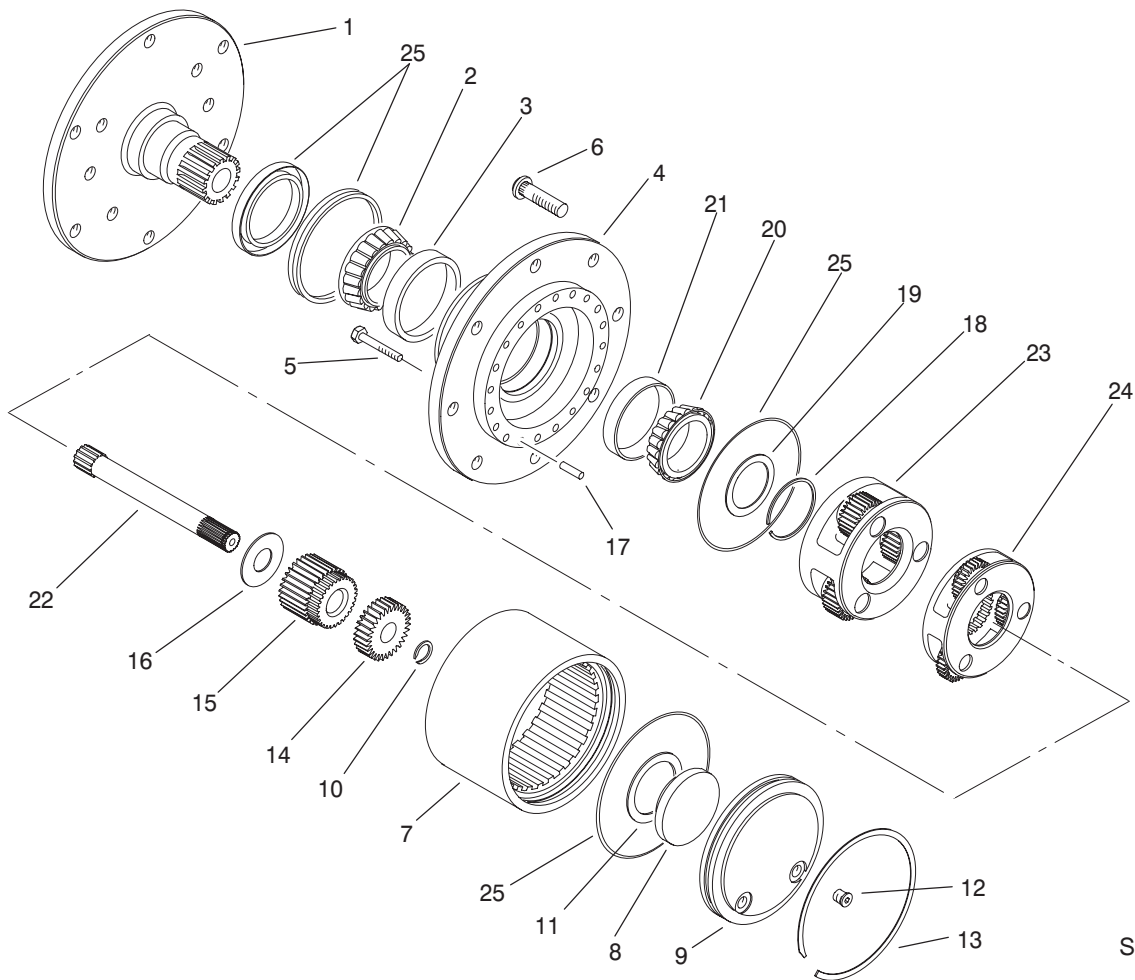
Sheet No.:15

Front Axle and Brake Assembly

Ref. No.	Part No.	Qty.	Description
1	92-7415-03	2	Planetary Drive ASM
2	100-3070-03	1	LH Brake ASM
3	92-7385	1	Motor-Planetary
☆4		2	Wheel & Tire ASM
4:1	95-3465	1	Tire
4:2	95-3464	1	Rim
4:3	232-24	1	Stem-Valve
5	92-7483	16	Nut-Lug
6	92-7475	1	Traction Tube ASM
7	92-7476	1	Traction Tube ASM
8	92-7487	1	Hydraulic Hose ASM
9	92-7477	1	Motor Drain Tube ASM
10	92-7488	1	Hydraulic Hose ASM
11	340-18	1	Fitting-Hyd, 90° (only on: 03807)
11:1	237-79	1	O-Ring (only on: 03807)
11:2	237-22	1	O-Ring (only on: 03807)
12	340-142	4	Elbow-90°
12:1	237-58	1	O-Ring
12:2	237-81	1	O-Ring
13	340-5	2	Fitting-Straight
13:1	237-42	1	O-Ring
13:2	237-30	1	O-Ring
14	340-98	1	Fitting-Hyd, 90°

Ref. No.	Part No.	Qty.	Description
14:1	237-79	1	O-Ring
14:2	237-30	1	O-Ring
15	92-7598	1	Front Drain Tube ASM (only on: 03807)
16	100-3069-03	1	RH Brake ASM
17	93-7476	1	Motor
18	3218-4	2	Nut-Jam
19	33106-090	8	Screw-HHF
20	33116-120	4	Screw-HH
21	237-166	2	O-Ring
22	93-7972	4	Ring-Retaining, Int.
23	100-3046	2	Shaft-Splined, Brake
24	3290-378	2	Tie-Cable
25	94-3050	2	Plate-Spring
26	94-3088	2	Spring-Compression Brake
28	353-550	1	Plug-Hyd (only on: 03806)
28:1	237-79	1	O-Ring (only on: 03806)

☆ Not serviced

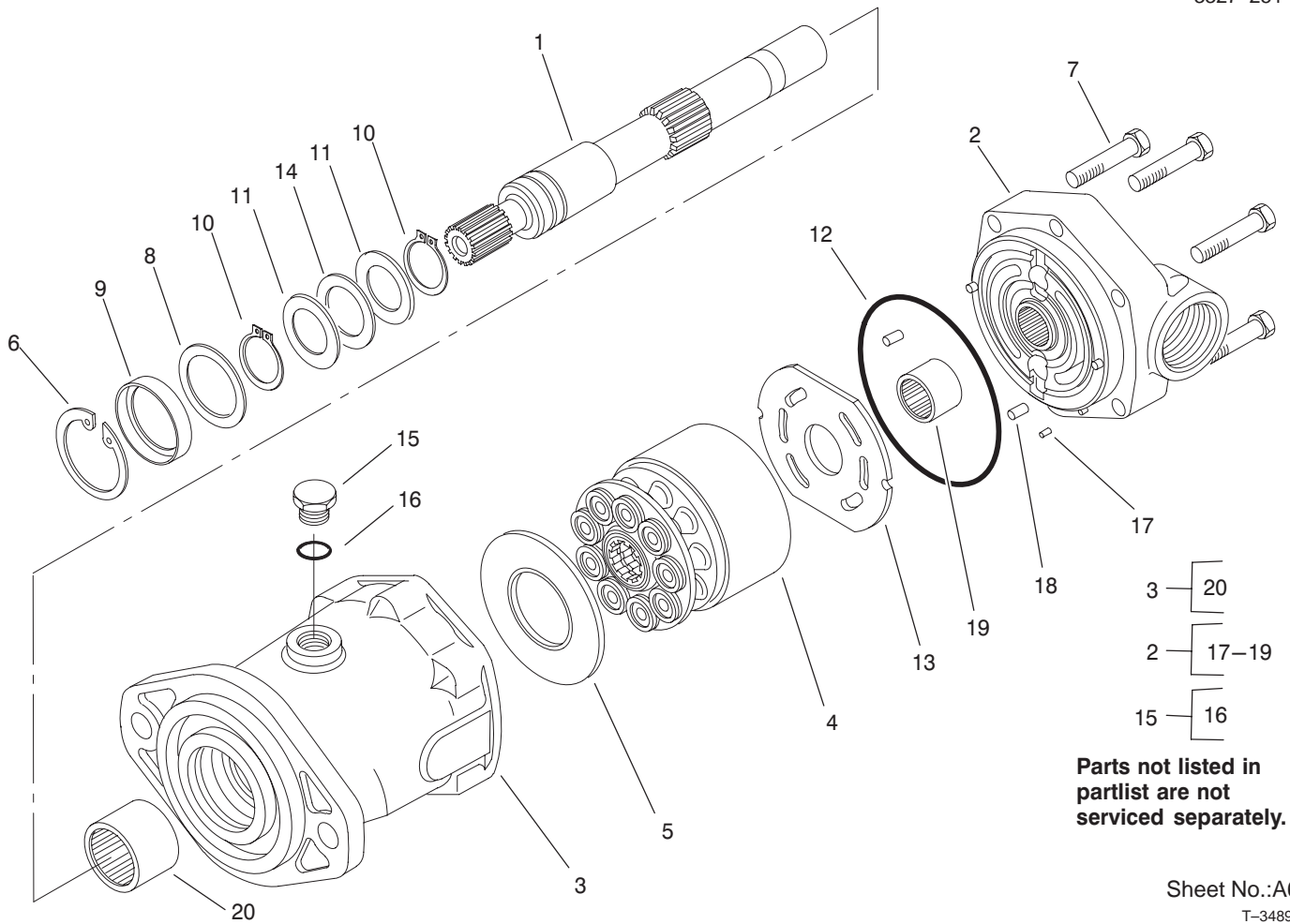


Sheet No.:A4
T-3487

Planetary Drive Assembly No. 92-7415-03

Ref. No.	Part No.	Qty.	Description
1	93-7450	1	Spindle
2	93-7451	1	Cone-Bearing
3	93-7452	1	Cup-Bearing
4	93-7453	1	Housing
5	93-7454	18	Bolt-Hex Hd
6	93-7455	8	Stud-Wheel
7	93-7456	1	Gear-Ring
8	93-7457	1	Spacer-Input
9	93-7458	1	Plate-Cover
10	93-7459	1	Ring-Retaining, Ext
11	93-7460	1	Washer-Thrust
12	93-7461	2	Plug-Pipe
13	93-7462	1	Ring-Retaining, Int
14	93-7463	1	Gear-Sun
15	93-7464	1	Gear-Sun
16	93-7465	1	Washer-Thrust
17	93-7466	2	Pin-Dowel
18	93-7467	1	Ring-Retaining, Ext
19	93-7468	1	Washer-Thrust
20	93-7469	1	Cone-Bearing
21	93-7470	1	Cup-Bearing
22	93-7471	1	Shaft-Input
23	93-7472	1	Secondary Carrier ASM
24	93-7473	1	Primary Carrier ASM
25	93-7474	1	Seal Kit

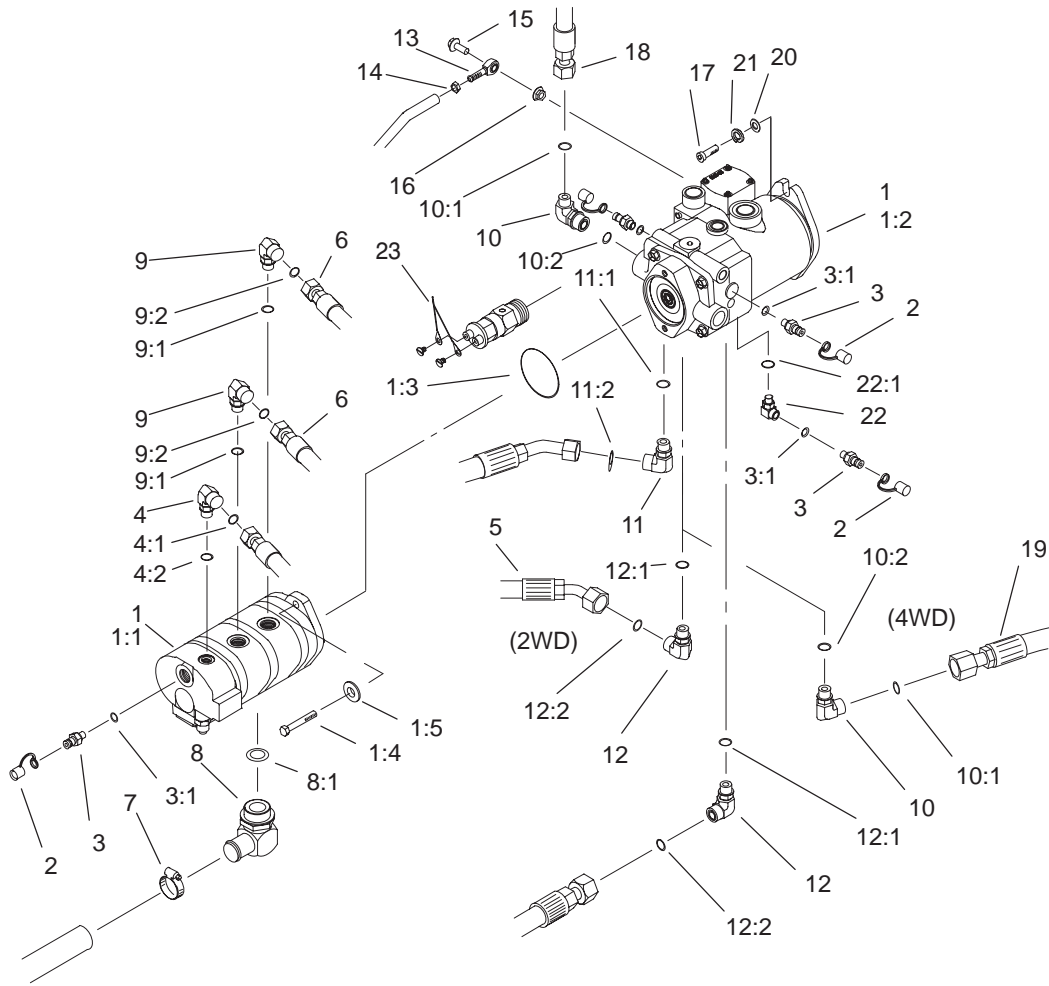
Ref. No.	Part No.	Qty.	Description



Hydraulic Motor Assembly No. 92-7385

Ref. No.	Part No.	Qty.	Description
1	94-3004	1	Shaft-Drive, Splined
2	94-3005	1	Backplate ASM
3	94-3006	1	Housing ASM
4	76-6910	1	Rotating Kit ASM
5	76-6970	1	Insert-Cam Plate
6	76-7010	1	Ring-Retaining
7	94-3002	6	Capscrew
8	94-3007	1	Washer
9	105-3331	1	Seal-Shaft
10	76-7000	2	Ring-Retaining
11	76-6950	2	Race-Thrust
12	76-6980	1	O-Ring
13	94-3003	1	Plate-Valve
14	76-6960	1	Bearing-Thrust
15	94-3009	1	Plug

Ref. No.	Part No.	Qty.	Description

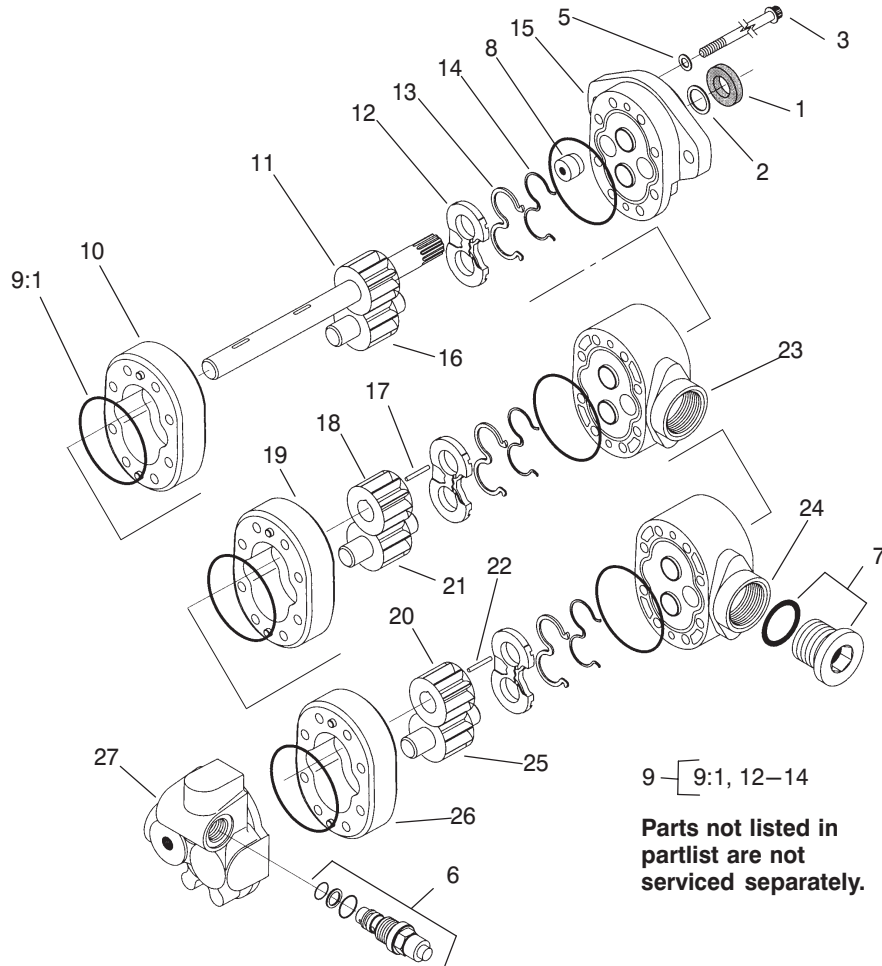


Sheet No.:16

Hydraulic Pump Installation Assembly

Ref. No.	Part No.	Qty.	Description
1	105-0113	1	Pump ASM
1:1	105-2889	1	Pump-Gear
1:2	105-2890	1	Pump-Piston
1:3	60-3520	1	O-Ring
1:4	323-7	2	Screw-HH
1:5	95-6055	2	Washer
2	354-79	6	Cap-Fitting, Yellow
3	354-77	6	Fitting-Quick
3:1	237-78	1	O-Ring
4	340-77	1	Fitting-Hyd, 90°
4:1	237-22	1	O-Ring
4:2	237-42	1	O-Ring
5	104-3793	1	Hyd Hose ASM (only on: 03806)
6	104-3791	2	Hyd Hose ASM
7	2412-111	1	Clamp
8	92-7526	1	Fitting-90°
8:1	237-101	1	O-Ring
9	340-105	2	Fitting-90°
9:1	237-80	1	O-Ring
9:2	237-30	1	O-Ring
10	340-15	2	Adapter (only on: 03807)
10	340-15	1	Adapter (only on: 03806)
10:1	237-58	1	O-Ring

Ref. No.	Part No.	Qty.	Description
10:2	237-146	1	O-Ring
11	104-3796	1	Elbow-90°
11:1	237-81	1	O-Ring
11:2	340-65	1	O-Ring
12	340-129	2	Elbow-90° (only on: 03806)
12	340-129	1	Elbow-90° (only on: 03807)
12:1	237-146	1	O-Ring
12:2	340-65	1	O-Ring
13	2411-36	1	Bearing-End, Rod
14	3220-3	1	Nut-Jam
15	3234-11	1	Screw-HHF
16	3296-59	1	Nut-Lock NI
17	3274-89	2	Screw-HSH
18	104-3789	1	Filter Hose ASM
19	104-3713	1	Hyd Hose ASM (only on: 03807)
20	3256-26	2	Washer-Flat
21	3253-7	2	Washer-Lock (only on: 03807)
22	75-6640	1	Fitting-Special
22:1	237-78	1	O-Ring
23	105-0122	1	Harness-Wire

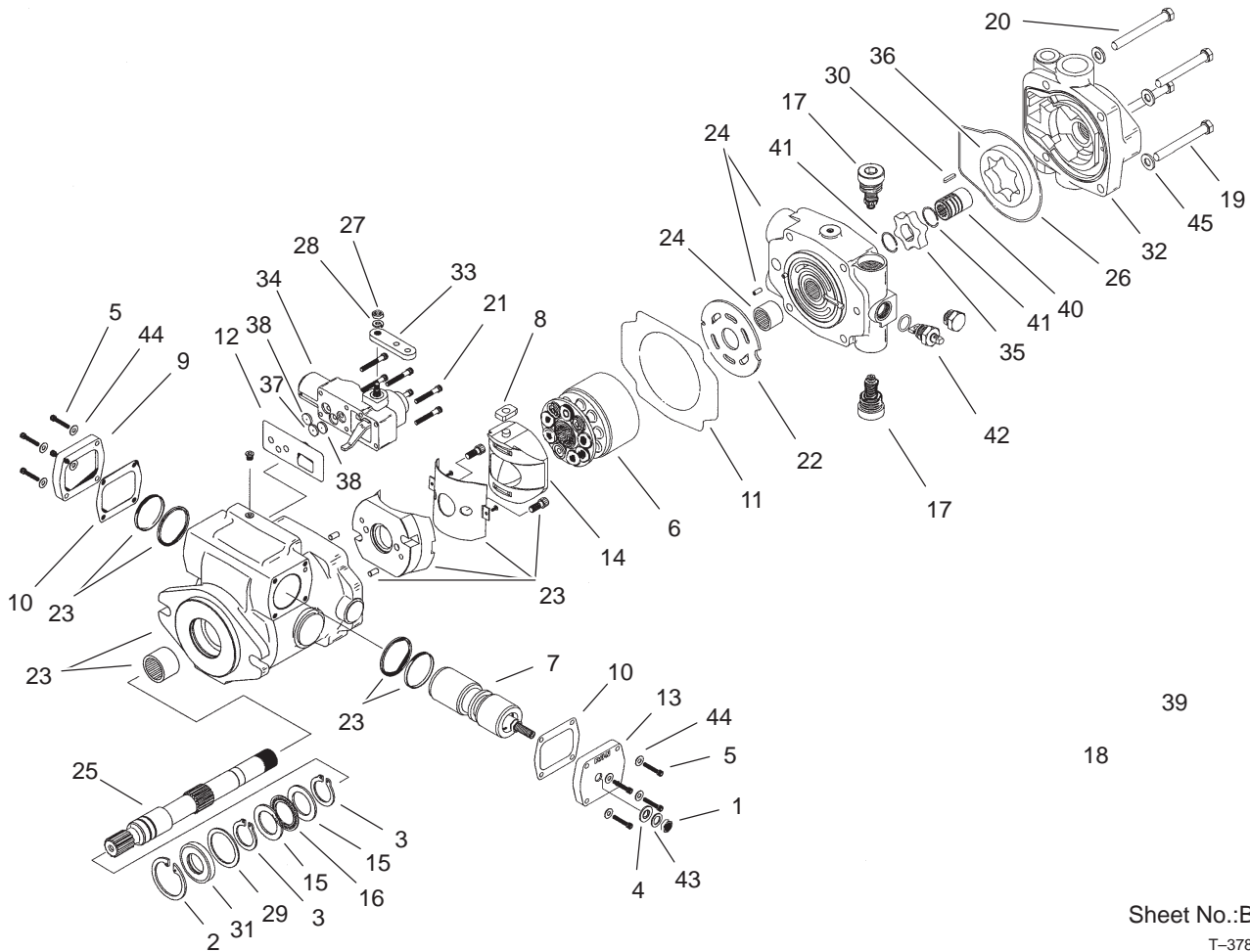


Sheet No.:A9
T-3780

Gear Pump Assembly No. 105-2889

Ref. No.	Part No.	Qty.	Description
1	49-2640	1	Seal-Shaft
2	60-5890	1	Washer
3	94-3012	8	Capscrew
5	74-8920	4	Washer-Copper
6	105-2891	1	Relief Valve ASM
7	94-3013	1	Plug
8	94-3011	1	Plug
9	94-3015	1	Seal Kit
9:1	56-6710	6	O-Ring - Motor, Gear

Ref. No.	Part No.	Qty.	Description

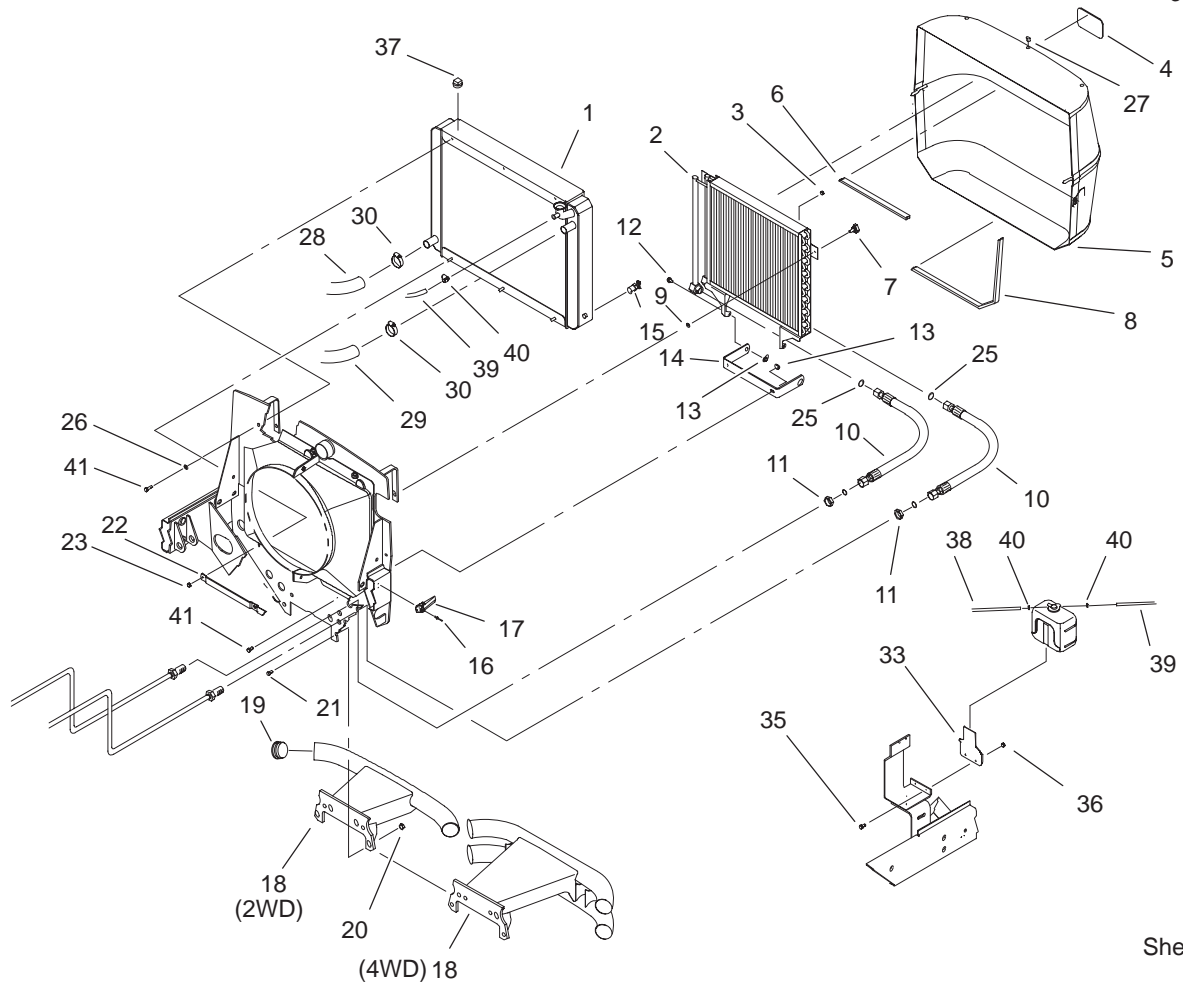


Sheet No.:B1
T-3783

Piston Pump Assembly No. 105-2890

Ref. No.	Part No.	Qty.	Description
1	3220-2	1	Nut
2	60-6260	1	Ring
3	76-7000	2	Ring-Retaining
4	94-3027	1	Washer-Seal
5	93-6337	8	Screw
6	93-6322	1	Rotating Kit ASM
7	105-2856	1	Servo Piston ASM
8	94-3032	1	Follower-Piston
9	94-3033	1	Plate-Cover
10	93-6339	2	Gasket
11	105-2900	1	Gasket,Housing
12	105-2901	1	Gasket,Control Housing
13	94-3034	1	Plate-Cover
14	94-3026	1	Camplate ASM
15	76-6950	2	Race-Thrust
16	60-6170	1	Needle
17	105-2858	2	Valve-Relief
19	323-15	2	Screw-HH
20	323-16	2	Screw-HH
21	93-6324	6	Screw
22	105-2902	1	Plate-Valve
23	105-2903	1	Housing Subassy
24	105-2904	1	Backplate Subassy
25	94-3020	1	Shaft - Drive
26	105-2905	1	O-Ring,Molded

Ref. No.	Part No.	Qty.	Description
27	3217-5	1	Nut-Hex
28	3253-3	1	Washer-Lock
29	94-3007	1	Washer
30	105-2906	1	Key
31	105-3331	1	Seal-Shaft
32	105-2907	1	Charge Pump Adapter Subassy
33	94-3031	1	Arm - Control
2:34	93-6306	1	Control ASM
35	105-2908	1	Gerotor,Inner Ring
36	99-8707	1	Gerotor-Outer
37	105-2909	1	Orifice,Control Valve
38	105-2910	2	Orifice,Control Valve
40	105-2911	1	Coupler
41	105-2912	2	Ring,Retaining
42	105-2913	1	Valve,Bypass
43	94-3030	1	Washer
44	93-6336	8	Washer
45	3256-24	4	Washer-Flat

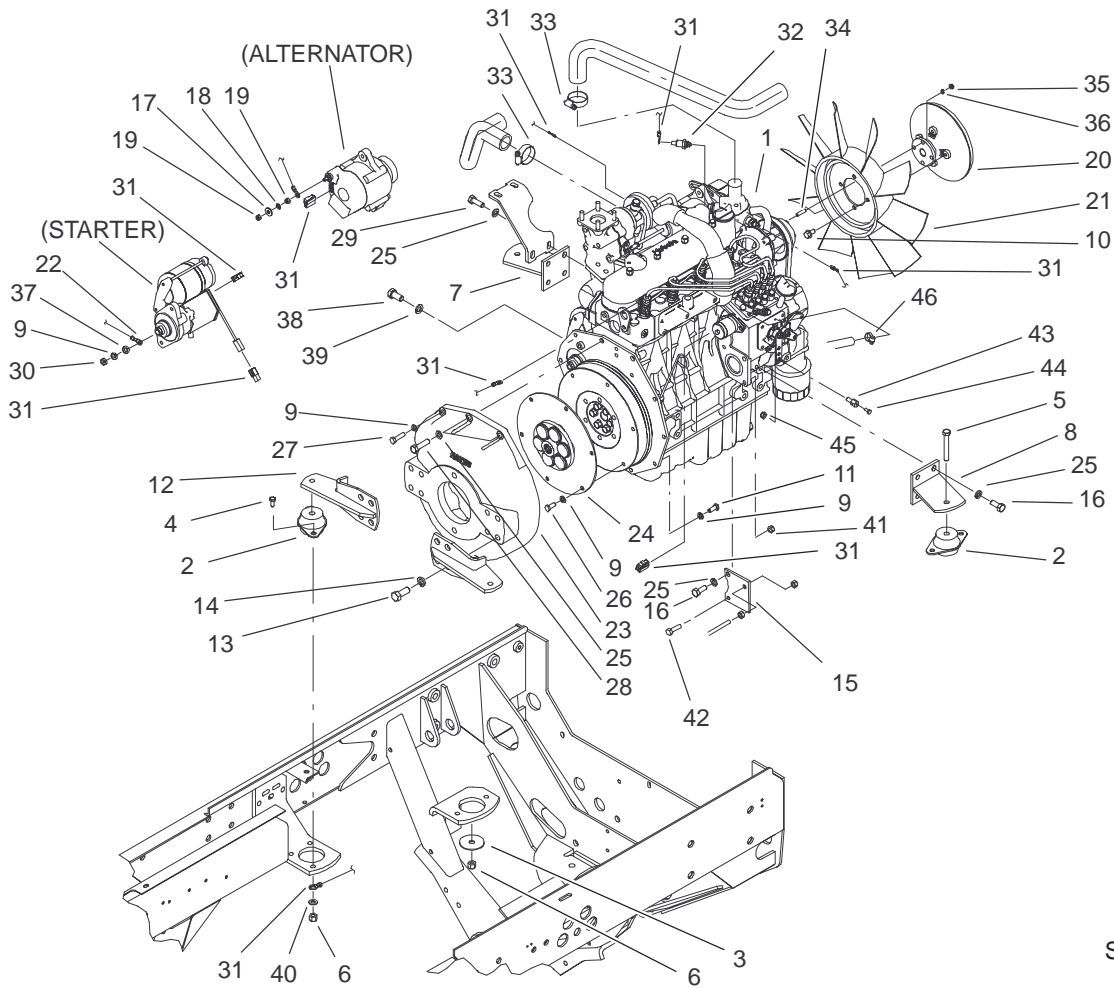


Sheet No.:18

Radiator and Screen Assembly

Ref. No.	Part No.	Qty.	Description
1	104-3780	1	Radiator ASM
2	82-3740	1	Cooler-Oil
3	94-2638	4	Nut-Tinnerman
4	93-6028	1	Plate-Logo, Toro
5	92-7505-03	1	Screen
6	92-7631	1	Seal-Screen
7	77-3620	2	Knob
8	93-4208	1	Seal-Strip Screen
9	32151-72	2	Ring-Retaining
10	92-7535	2	Hose ASM
11	340-74	2	Locknut-Bulkhead
12	37-8771	2	Bolt-Shoulder
13	32128-20	2	Nut-HF
14	92-7516-03	1	Bracket-Support, Cooler Base
15	304-46	1	Draincock
16	3269-4	4	Rivet-Pop
17	69-3020	2	Latch-Camloc
18	100-3758-03	1	Bumper (only on: 03807)
18	100-3776-03	1	Bumper-Short (only on: 03806)
19	2410-42	4	Cap-End
20	3296-25	4	Nut-Lock NI
21	325-6	4	Screw-HH
22	92-7416-03	1	Strap-Radiator

Ref. No.	Part No.	Qty.	Description
23	3296-29	4	Nut-Lock
25	237-65	2	O-Ring
26	3256-23	3	Washer-Flat
27	2410-64	3	Plug-Button
28	104-3781	1	Hose-Radiator, Lower
29	104-3782	1	Hose-Radiator, Upper
30	2412-34	2	Clamp-Hose
33	98-4576	1	Bracket-Reservoir Water
34	104-9318	1	Bottle-Overflow,Water
35	321-4	2	Screw-HH
36	3296-42	2	Nut-Lock, NI
37	281-13	1	Plug-Pipe
38	98-7895	1	Tube
39	54-8040	1	Hose-Fuel
40	2412-108	3	Clamp-Worm
41	3234-5	5	Screw

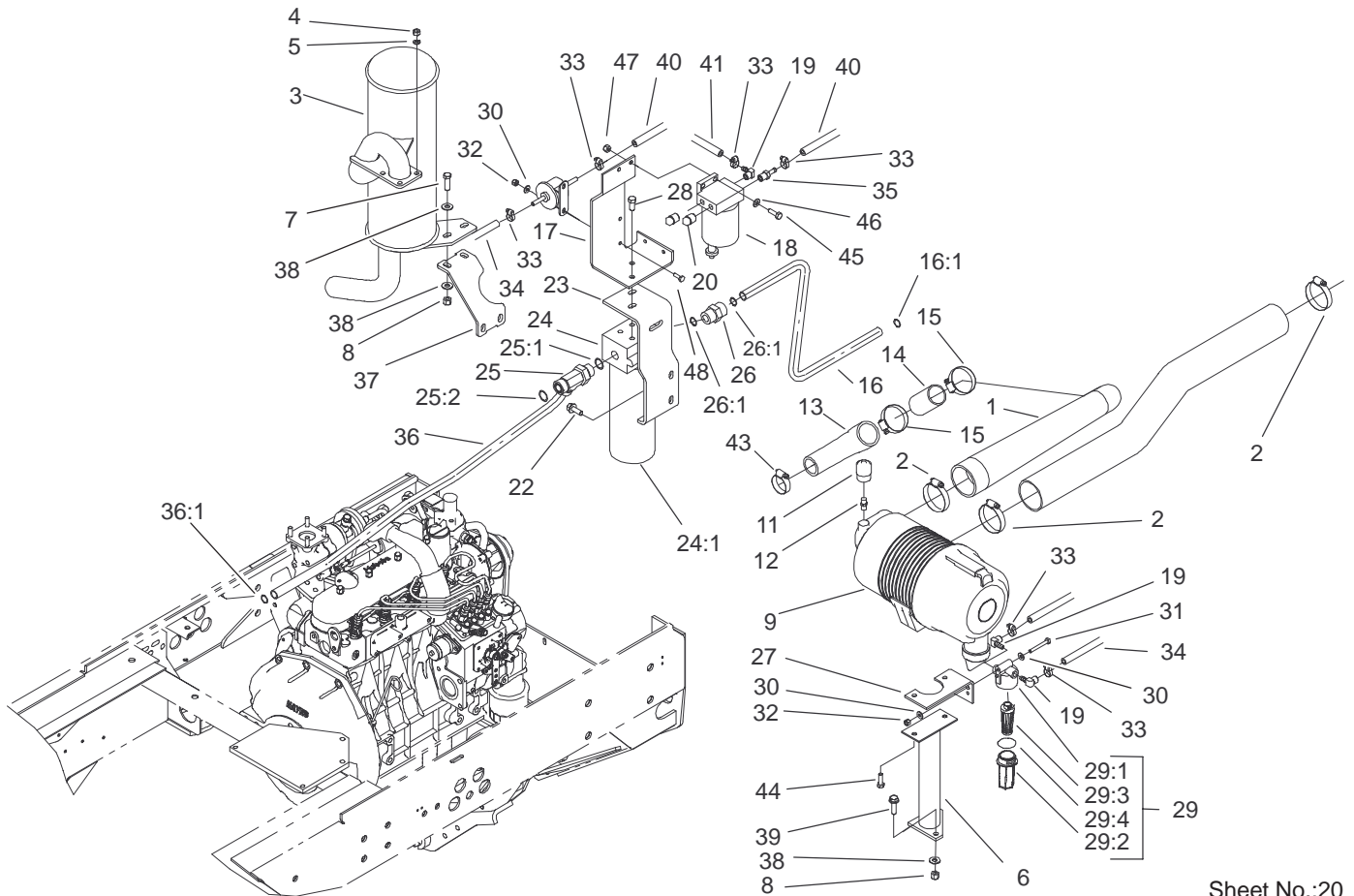


Sheet No.:19

Engine Assembly

Ref. No.	Part No.	Qty.	Description
1	104-3715	1	Engine-Kubota, V1505-T-Eb-Toro-1
2	53-9680	4	Mount-Engine
3	87-5100	4	Washer-Snubbing
4	323-7	9	Screw-HH
5	323-13	4	Screw-HH
6	3296-39	12	Nut-Lock, NI
7	104-3760-03	1	Bracket-Engine, Front RH
8	104-3762-03	1	Bracket-Engine, Front LH
9	42-9850	15	Washer-Lock, Spring
10	3234-7	4	Screw-HHF
11	33114-020	2	Screw-HH
12	104-3764-03	2	Plate-Engine, Rear
13	325-5	8	Screw-HH
14	3253-7	8	Washer-Lock
15	104-3778-03	1	Plate-Throttle
16	43-0090	7	Screw-HH
17	3256-78	1	Washer-Flat
18	43-5930	1	Washer-Spring
19	48-7890	2	Nut
20	105-0129	1	Clutch-Fan
21	74-3650	1	Fan
22	99-3441	1	Harness-Wire, Fusible Link

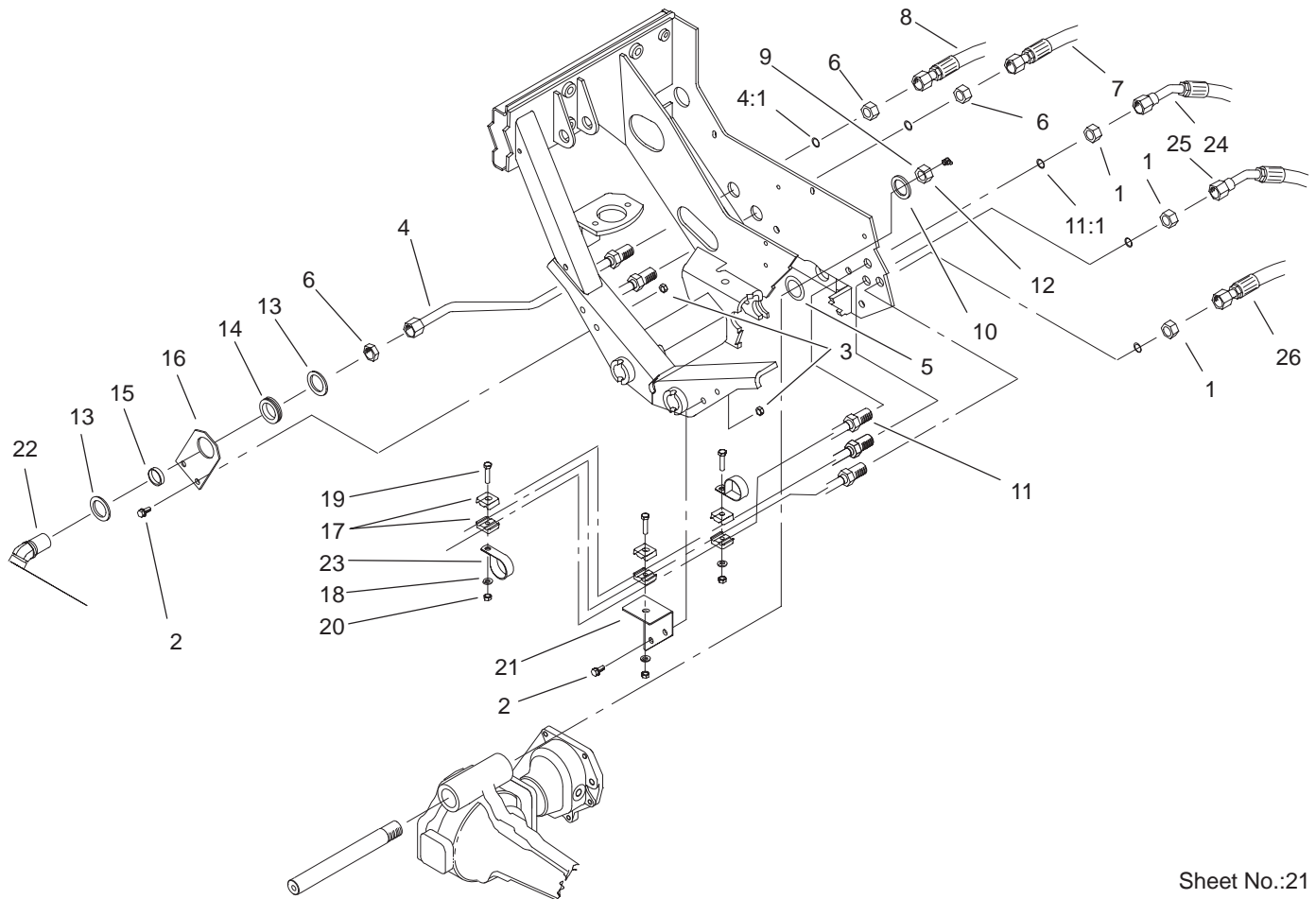
Ref. No.	Part No.	Qty.	Description
23	105-0100	1	Flywheel Housing ASM
24	105-0101	1	Flywheel Coupling ASM
25	42-9600	11	Lockwasher-Spring
26	33114-016	6	Screw-HH
27	33114-030	6	Screw-HH
28	87-3700	2	Screw
29	33115-030	2	Screw-HH
30	57-6390	1	Nut-Jam
31	105-0120	1	Harness-Wire, Engine
32	98-9346	1	Sender-Temperature
33	2412-3	2	Clamp-Hose
34	104-5222	4	Stud
35	33013-00	4	Nut-Hex
36	3253-18	4	Washer-Lock/Sp
37	33094-00	1	Washer-Flat
38	42-9250	1	Bolt
39	48-8070	1	Washer-Lock
40	3256-45	1	Washer-Flat
41	33024-00	1	Nut-Lock
42	33114-030	1	Screw-HH
43	98-9311	1	Swivel-Throttle
44	25-8640	1	Screw-HH
45	3296-20	1	Nut-Lock NI
46	2412-108	1	Clamp-Worm



Muffler, Oil / Water / Fuel Filter and Air Cleaner Assembly

Ref. No.	Part No.	Qty.	Description
1	104-5208	1	Hose-Turbo, Air Cleaner (only on: 03807)
2	2412-130	3	Clamp-Hose
3	104-5200	1	Muffler-Exhaust
4	33014-00	4	Nut-Hex
5	42-9850	4	Washer-Lock, Spring
6	104-5217-03	1	Support-Air Filter
7	323-7	2	Screw-HH
8	3296-39	4	Nut-Lock, NI
9	100-2597	1	Air Filter ASM
11	93-9164	1	Indicator-Mini
12	94-1416	1	Indicator Adapter ASM
13	104-5207	1	Hose-Turbo
14	104-5214	1	Spacer-Tubular
15	2412-92	2	Clamp-Hose
16	104-3742	1	Hyd Filter Tube ASM
16:1	237-65	1	O-Ring
17	104-3776-03	1	Bracket-Fuel Separator
18	98-9305	1	Filter-Water & Fuel
19	353-781	3	Fitting
20	281-13	2	Plug-Pipe
22	3234-11	2	Screw-HHF
23	104-5213-03	1	Bracket-Filter, Oil
24	94-2620	1	Oil Filter ASM

Ref. No.	Part No.	Qty.	Description
24:1	94-2621	1	Element-Filter
25	340-148	1	Fitting
25:1	237-81	1	O-Ring
25:2	237-58	2	O-Ring
26	340-9	1	Fitting-Straight
26:1	237-58	1	O-Ring
26:2	237-81	1	O-Ring
27	104-3768-03	1	Bracket-Fuel Filter
28	3234-25	4	Bolt-Flange
29	99-8351	1	Filter-Fuel, Inline
29:1	99-8356	1	Kit-Head W/Label
29:2	99-8357	1	Kit-Bowel
29:3	99-8358	1	Kit-Element
29:4	99-8359	1	O-Ring Replacement
30	3256-1	2	Washer-Flat
31	321-11	1	Screw-HH
32	3296-42	5	Nut-Lock, NI
33	2412-108	6	Clamp-Worm
34	54-8040	1	Hose-Fuel
35	353-783	1	Fitting-Pump
36	104-3749	1	Hyd Tube ASM
36:1	237-58	1	O-Ring
37	104-5212-03	1	Support-Muffler
38	3256-56	2	Washer-Flat
39	3234-24	2	Screw-HHF
40	92-9283	1	Hose-Vent, Fuel

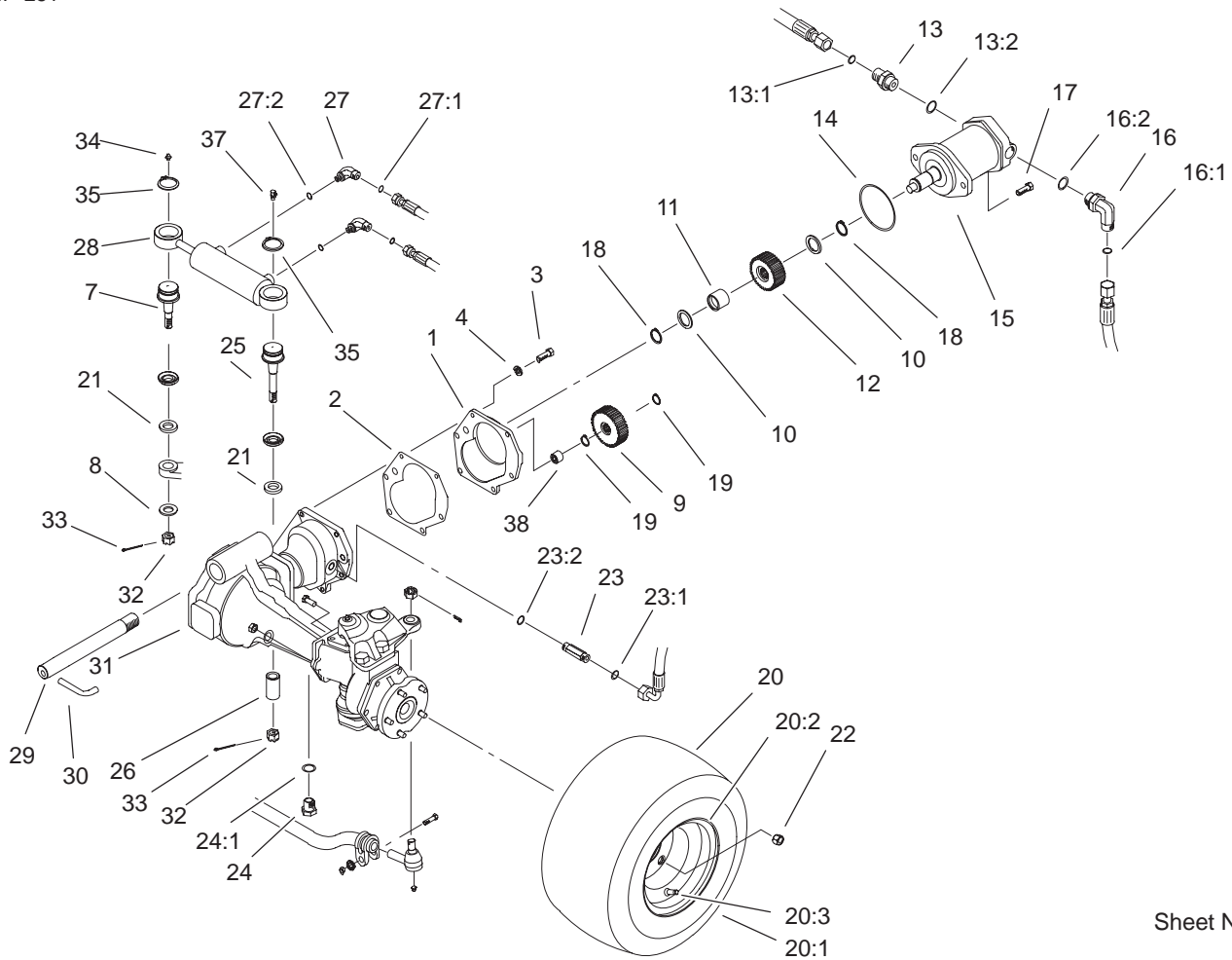


Sheet No.:21

Rear Hydraulic Assembly

Ref. No.	Part No.	Qty.	Description
1	340-70	3	Locknut-Bulkhead (only on: 03807)
2	323-6	4	Screw-HH (only on: 03807)
3	32128-21	4	Nut-HF (only on: 03807)
4	104-3735	1	Hyd Tube ASM (only on: 03807)
4:1	237-58	1	O-Ring (only on: 03807)
5	98-3867	2	Washer-Thrust (only on: 03807)
6	340-126	3	Nut-Bulkhead (only on: 03807)
7	92-7537	1	Hose ASM (only on: 03807)
8	92-7536	1	Hose ASM (only on: 03807)
9	3296-68	1	Nut-Lock NI (only on: 03807)
10	92-1765	1	Washer-Thrust (only on: 03807)
11	104-3729	1	Hyd Tube Drain ASM (only on: 03807)
11:1	237-22	1	O-Ring (only on: 03807)

Ref. No.	Part No.	Qty.	Description
12	302-33	1	Fitting-Grease (only on: 03807)
13	69-8910	2	Washer (only on: 03807)
14	240-7	1	Grommet-Rubber
15	69-8900	1	Spacer (only on: 03807)
16	104-3774-03	1	Bracket-Bulkhead (only on: 03807)
17	56-7973	6	Clamp-Tube
18	3256-23	6	Washer-Flat
19	322-7	3	Screw-HH
20	3296-47	3	Nut-Lock, NI
21	104-3752-03	1	Bracket-Clamp
22	105-0144	1	Fitting-45° (only on: 03807)
23	2412-147	2	Clamp
24	92-7534	1	Hose ASM (only on: 03807)
25	92-7539	1	Hose ASM (only on: 03807)
26	92-7538	1	Hose ASM (only on: 03807)



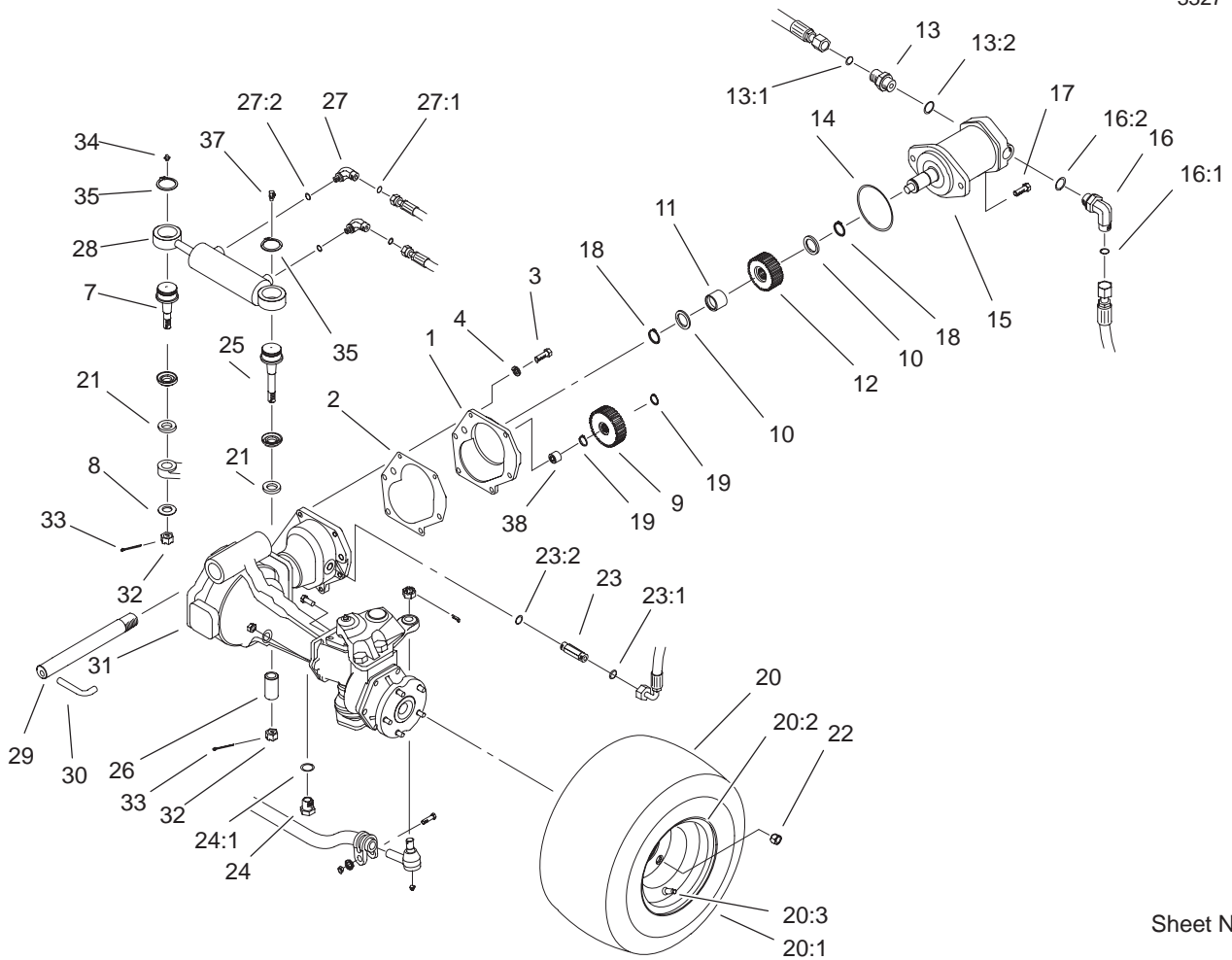
Sheet No.:22

4 Wheel Drive Axle Assembly (Model 03807 Only)

Ref. No.	Part No.	Qty.	Description
3	33114-025	6	Screw-HH (only on: 03807)
4	3253-4	6	Washer-Lock (only on: 03807)
7	92-5838-01	1	Joint-Ball (only on: 03807)
8	92-5836	1	Washer-Axle (only on: 03807)
9	100-3774	1	Gear-Driven, 10 Pitch (only on: 03807)
10	71-4590	2	Washer-Thrust (only on: 03807)
11	71-4580	1	Bearing (only on: 03807)
12	100-3775	1	Gear-Driver, 10 Pitch (only on: 03807)
13	340-9	1	Fitting-Straight (only on: 03807)
13:1	237-58	1	O-Ring (only on: 03807)
13:2	237-81	1	O-Ring (only on: 03807)
14	237-166	1	O-Ring (only on: 03807)
15	92-7386	1	Motor-Hydraulic (only on: 03807)

Ref. No.	Part No.	Qty.	Description
16	340-142	1	Elbow-90° (only on: 03807)
16:1	237-58	1	O-Ring (only on: 03807)
16:2	237-81	1	O-Ring (only on: 03807)
17	325-4	2	Screw-HH (only on: 03807)
18	32151-96	2	Ring-Retaining (only on: 03807)
19	32120-15	2	Ring-Snap, Ext (only on: 03807)
☆20		2	Tire & Wheel ASM (only on: 03807)
20:1	86-5910	1	Tire (only on: 03807)
20:2	100-2582	1	Rim (only on: 03807)
20:3	232-27	1	Stem-Valve (only on: 03807)
21	92-5833	2	Spacer-Ball Joint (only on: 03807)
22	93-5268	10	Nut-Lug (only on: 03807)
23	340-2	1	Adapter-Straight, Hyd (only on: 03807)
23:1	237-22	1	O-Ring (only on: 03807)

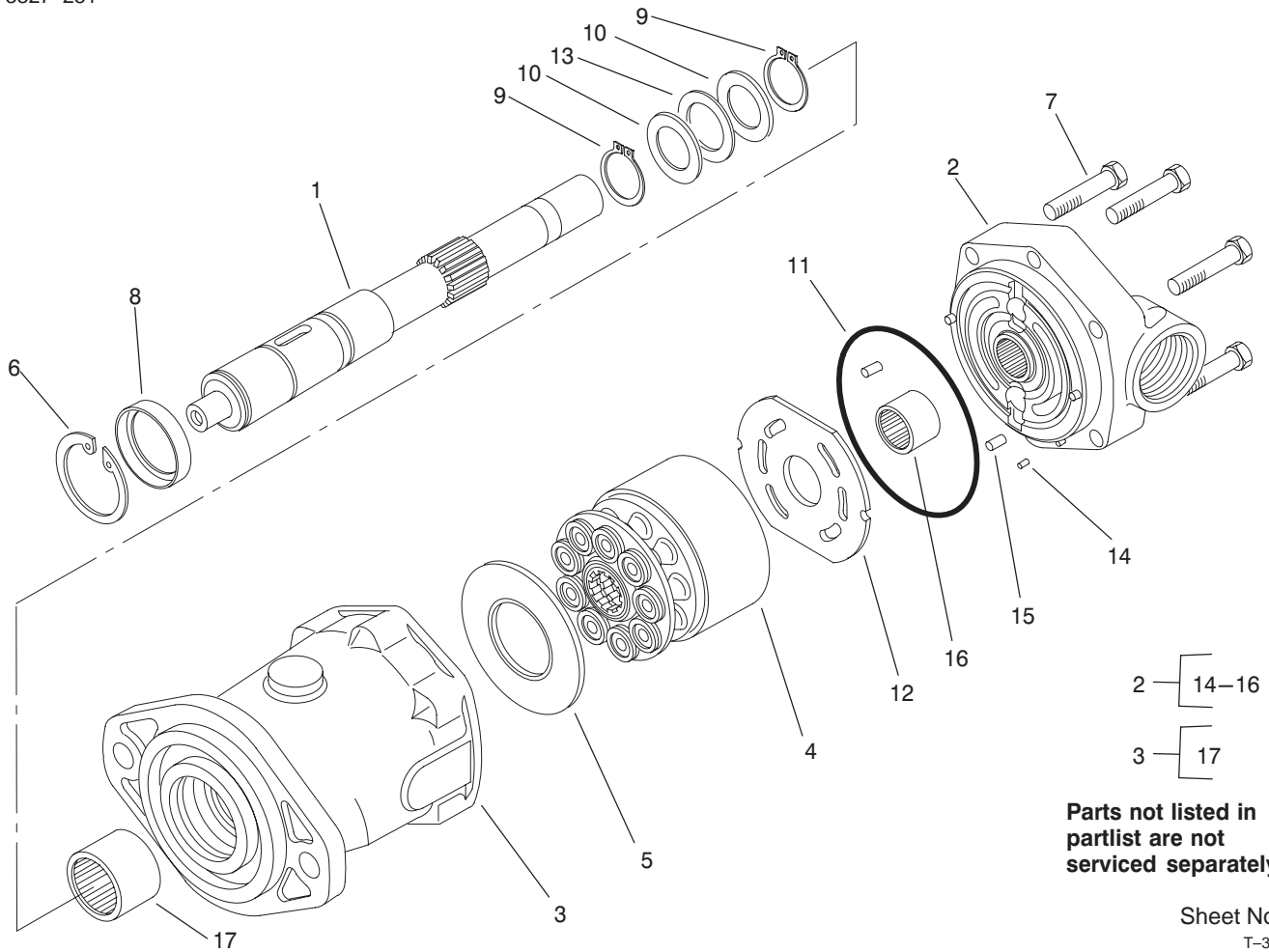
☆ Not serviced



Sheet No.:22

4 Wheel Drive Axle Assembly (Model 03807 Only – Continued)

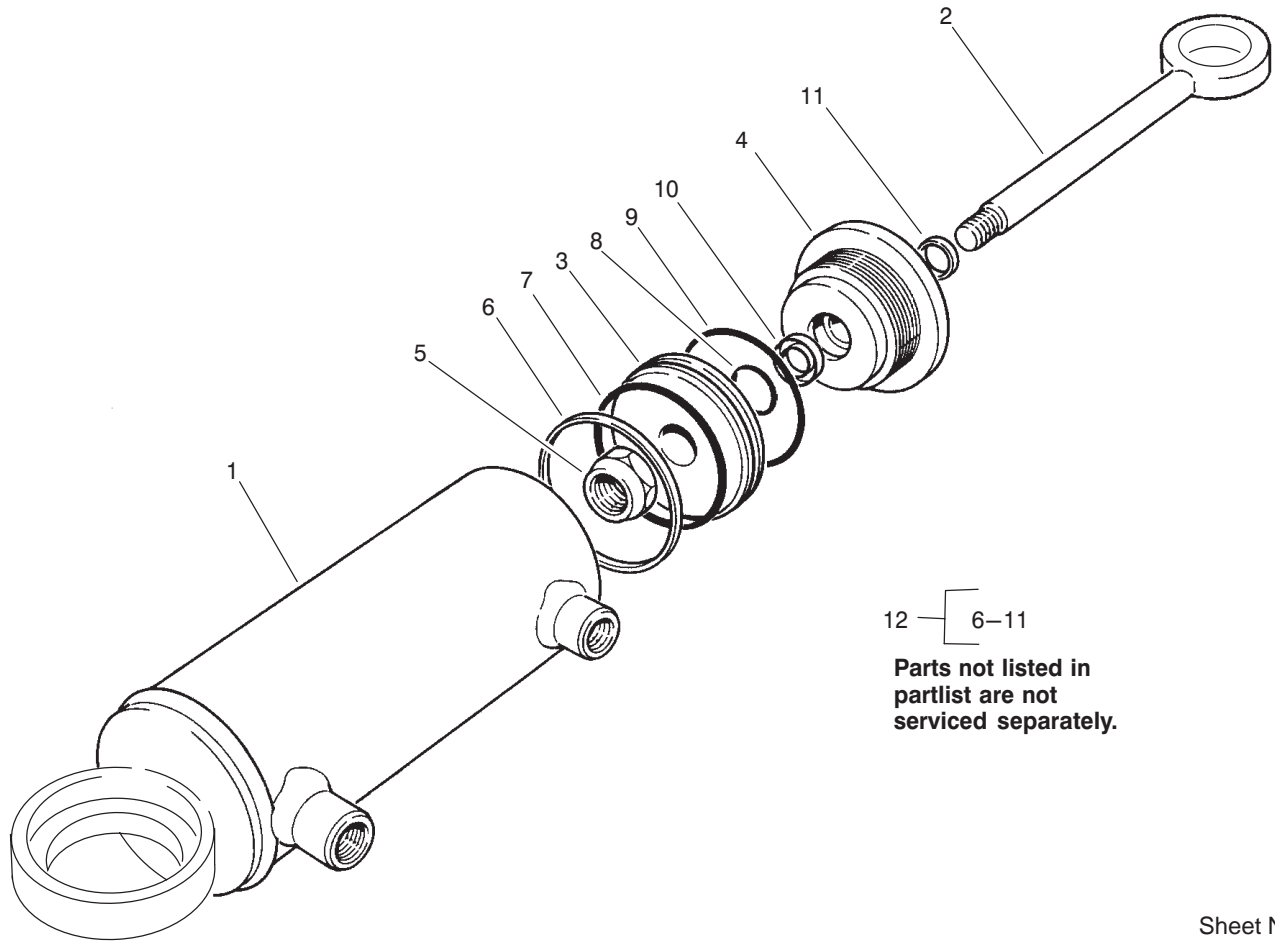
Ref. No.	Part No.	Qty.	Description	Ref. No.	Part No.	Qty.	Description
23:2	237-42	1	O-Ring (only on: 03807)	31	100-3784	1	Drive Axle ASM (only on: 03807)
24	353-989	1	Plug-Hex, Hollow (only on: 03807)	32	32136-14	2	Nut-Hex Slotted (only on: 03807)
24:1	237-42	1	O-Ring (only on: 03807)	33	3272-12	2	Pin-Cotter (only on: 03807)
25	100-3795	1	Joint-Ball (only on: 03807)	34	302-5	1	Fitting-Grease (only on: 03807)
26	100-3796	1	Spacer-Ball Joint (only on: 03807)	35	94-9973	2	Ring-Retaining (only on: 03807)
27	340-97	2	Fitting-Hyd, 90° (only on: 03807)	37	302-60	1	Fitting-Lube (only on: 03807)
27:1	237-22	1	O-Ring (only on: 03807)	38	74-5700	1	Bearing-Needle, Roller (only on: 03807)
27:2	237-78	1	O-Ring (only on: 03807)				
28	98-3806	1	Hydraulic Cylinder ASM (only on: 03807)				
29	100-3770	1	Pin-Axle, Pivot (only on: 03807)				
30	100-3771	1	Pin-Stop (only on: 03807)				



Hydraulic Motor Assembly No. 92-7386

Ref. No.	Part No.	Qty.	Description
1	76-6930	1	Shaft-Drive (only on: 03807)
2	94-3000	1	Backplate ASM (only on: 03807)
3	94-3001	1	Housing ASM (only on: 03807)
4	76-6910	1	Rotating Kit ASM (only on: 03807)
5	76-6970	1	Insert-Cam Plate (only on: 03807)
6	76-7010	1	Ring-Retaining (only on: 03807)
7	94-3002	6	Capscrew (only on: 03807)
8	76-7020	1	Spacer (only on: 03807)
9	76-7000	2	Ring-Retaining (only on: 03807)
10	76-6950	2	Race-Thrust (only on: 03807)
11	76-6980	1	O-Ring (only on: 03807)
12	94-3003	1	Plate-Valve (only on: 03807)
13	76-6960	1	Bearing-Thrust (only on: 03807)

Ref. No.	Part No.	Qty.	Description



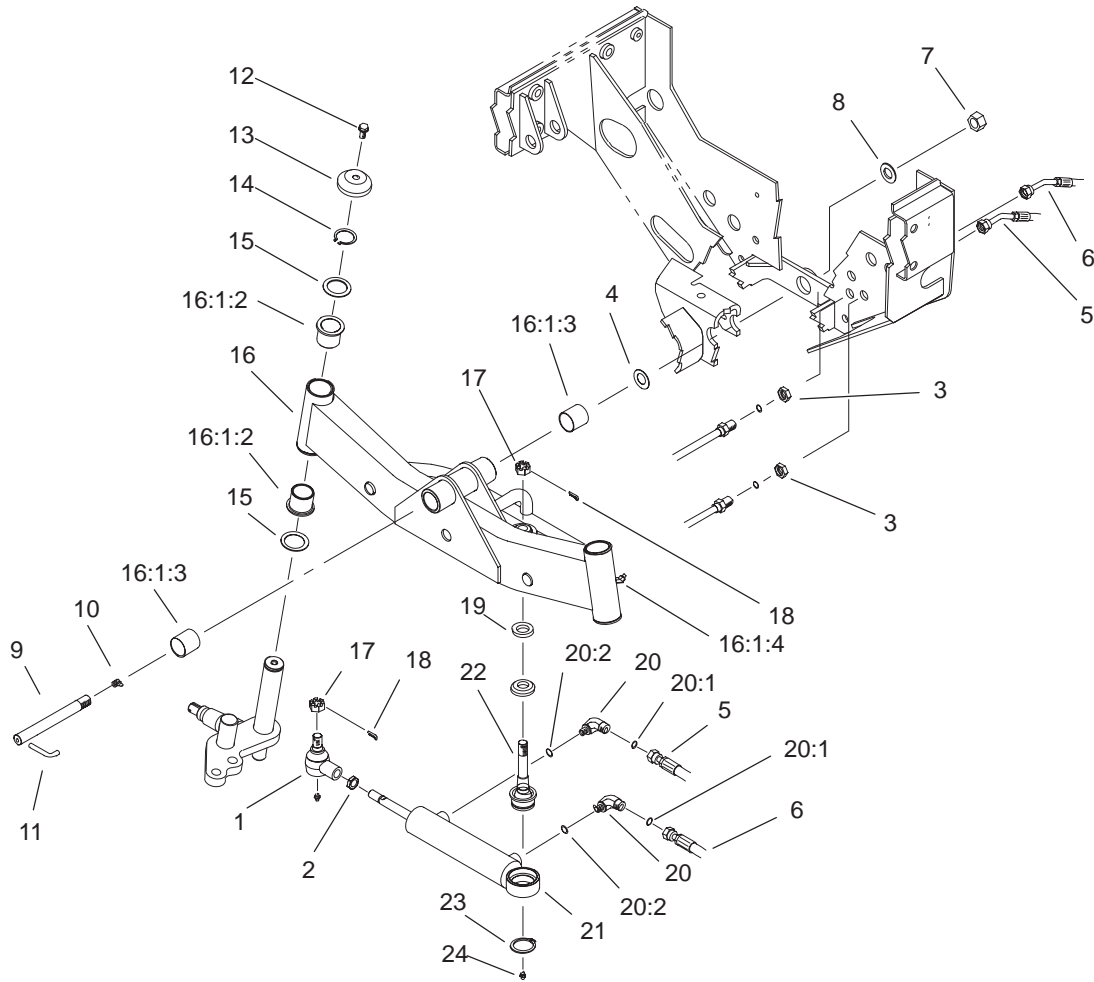
12 — [6-11]
**Parts not listed in
partlist are not
serviced separately.**

Sheet No.:C5
T-3527

Hydraulic Cylinder Assembly No. 98-3806

Ref. No.	Part No.	Qty.	Description
1	99-4753	1	Butt & Tube ASM (only on: 03807)
2	99-4754	1	Piston & Rod ASM (only on: 03807)
3	66-1940	1	Piston (only on: 03807)
4	92-6588	1	Gland (only on: 03807)
5	66-1930	1	Locknut (only on: 03807)
12	92-6593	1	Kit-Packing, 4wd (only on: 03807)

Ref. No.	Part No.	Qty.	Description



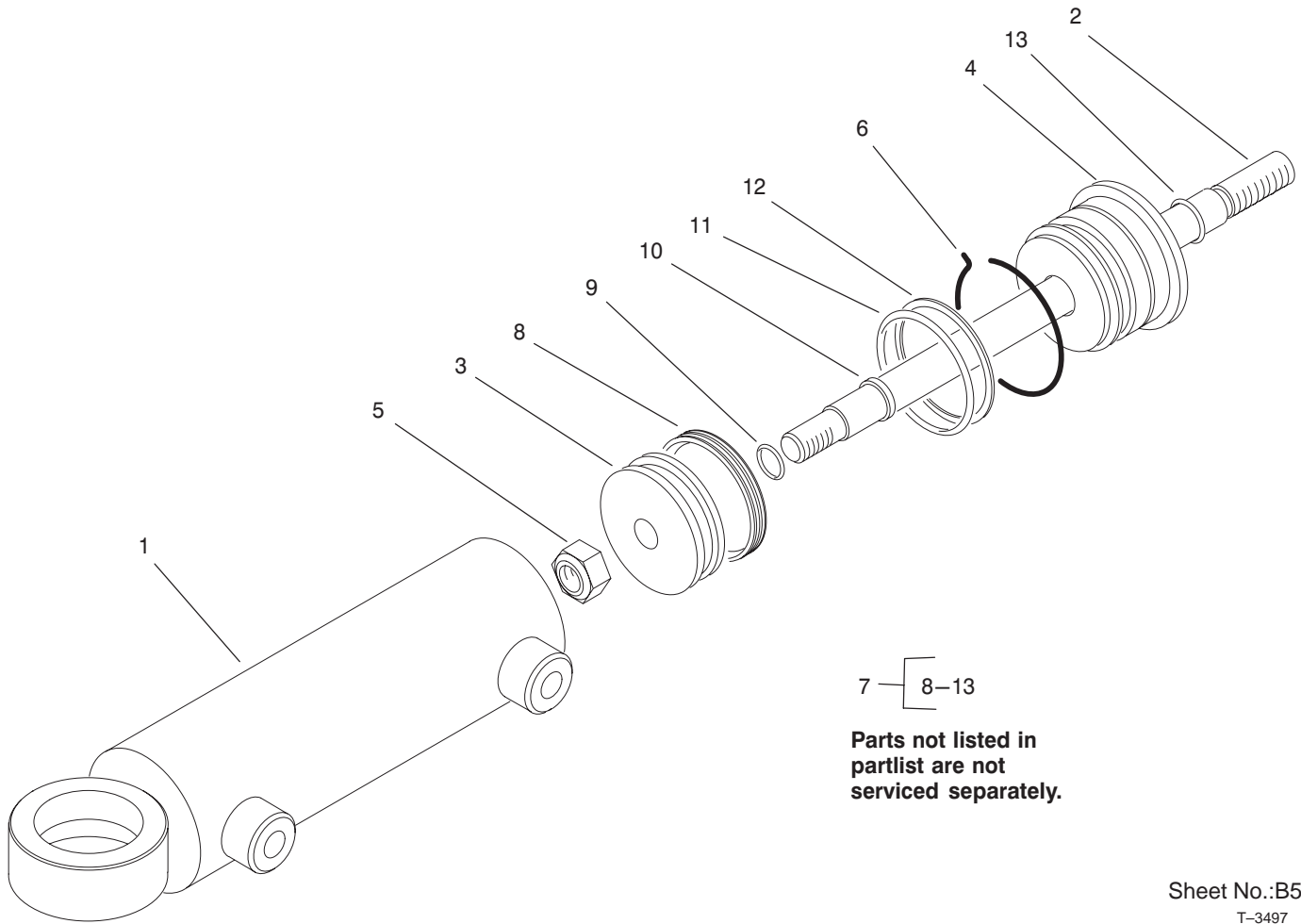
Sheet No.:23

2 Wheel Drive Axle and Power Steering Assembly (Model 03806 Only)

Ref. No.	Part No.	Qty.	Description
1	92-5837	1	Rod End ASM (only on: 03806)
2	3220-11	1	Nut-Jam (only on: 03806)
3	340-70	2	Locknut-Bulkhead (only on: 03806)
4	98-3867	2	Washer-Thrust (only on: 03806)
5	92-7595	1	Hose ASM (only on: 03806)
6	92-7594	1	Hose ASM (only on: 03806)
7	3296-68	1	Nut-Lock NI (only on: 03806)
8	92-1765	1	Washer-Thrust (only on: 03806)
9	100-3770	1	Pin-Axle, Pivot (only on: 03806)
10	302-33	1	Fitting-Grease (only on: 03806)
11	100-3771	1	Pin-Stop (only on: 03806)
12	3234-12	2	Screw-HHF (only on: 03806)

Ref. No.	Part No.	Qty.	Description
13	69-8890	2	Cap-Spindle (only on: 03806)
14	32151-10	2	Ring-Snap (only on: 03806)
15	62-2170	4	Washer-Thrust (only on: 03806)
16	100-3785-03	1	Rear Axle ASM (only on: 03806)
☆16:1		1	Rear Axle ASM (only on: 03806)
16:1:2	69-6470	4	Bushing-Castor (only on: 03806)
16:1:3	99-6964	2	Bushing-Axle (only on: 03806)
16:1:4	302-11	2	Fitting-Lube, 45° (only on: 03806)
17	32136-14	2	Nut-Hex Slotted (only on: 03806)
18	3272-12	2	Pin-Cotter (only on: 03806)
19	92-5833	1	Spacer-Ball Joint (only on: 03806)
20	340-97	2	Fitting-Hyd, 90° (only on: 03806)

☆ Not serviced

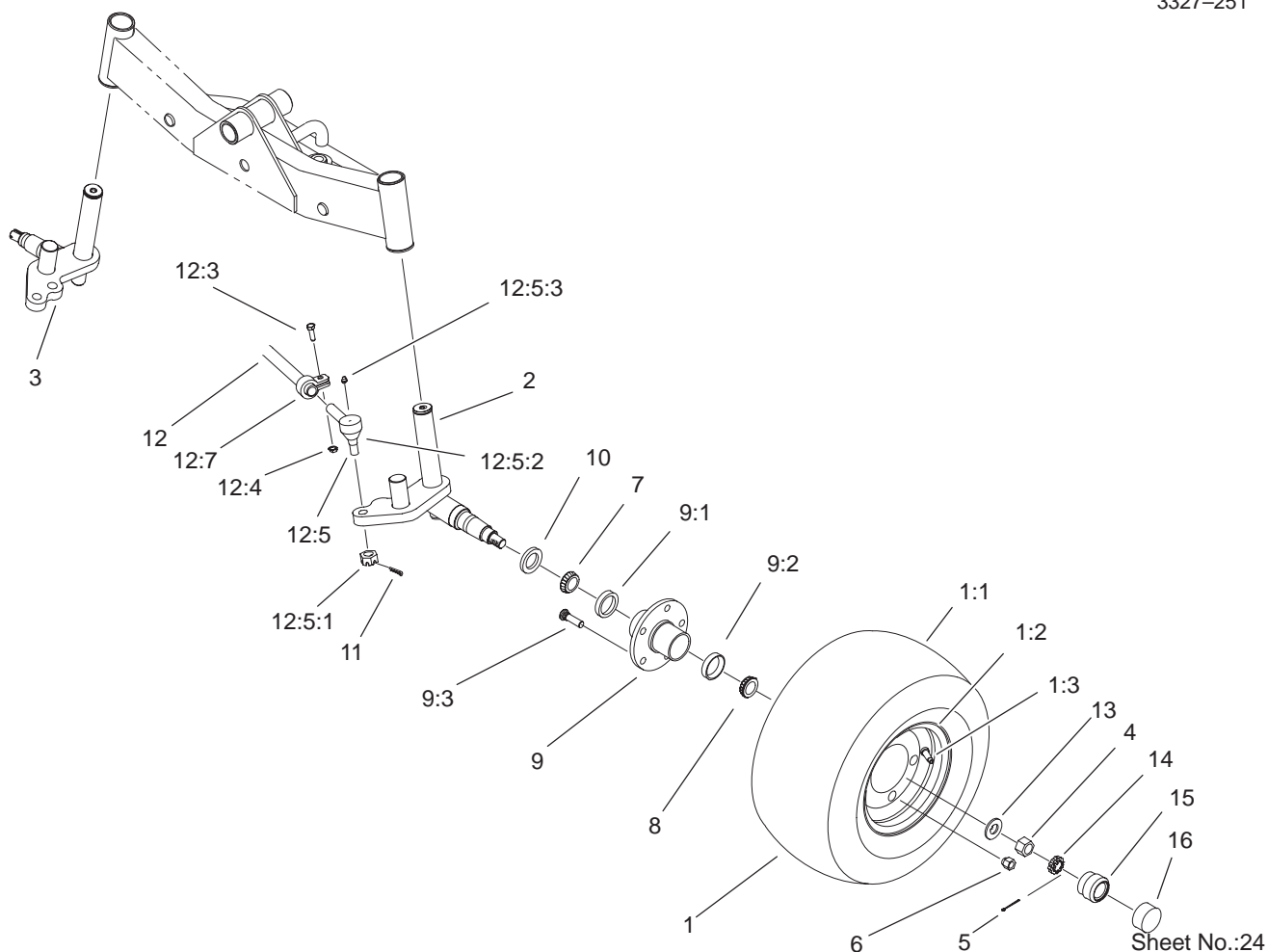


Sheet No.:B5
T-3497

Hydraulic Cylinder Assembly No. 94-8142

Ref. No.	Part No.	Qty.	Description
1	94-9959	1	Barrel ASM (only on: 03806)
2	94-9960	1	Piston Rod ASM (only on: 03806)
3	94-9961	1	Piston (only on: 03806)
4	94-9962	1	Gland-Cylinder (only on: 03806)
5	32152-10	1	Locknut-Deform, Top (only on: 03806)
6	94-9963	1	Ring-Retaining (only on: 03806)
7	94-9964	1	Kit-Repair, Seal (only on: 03806)

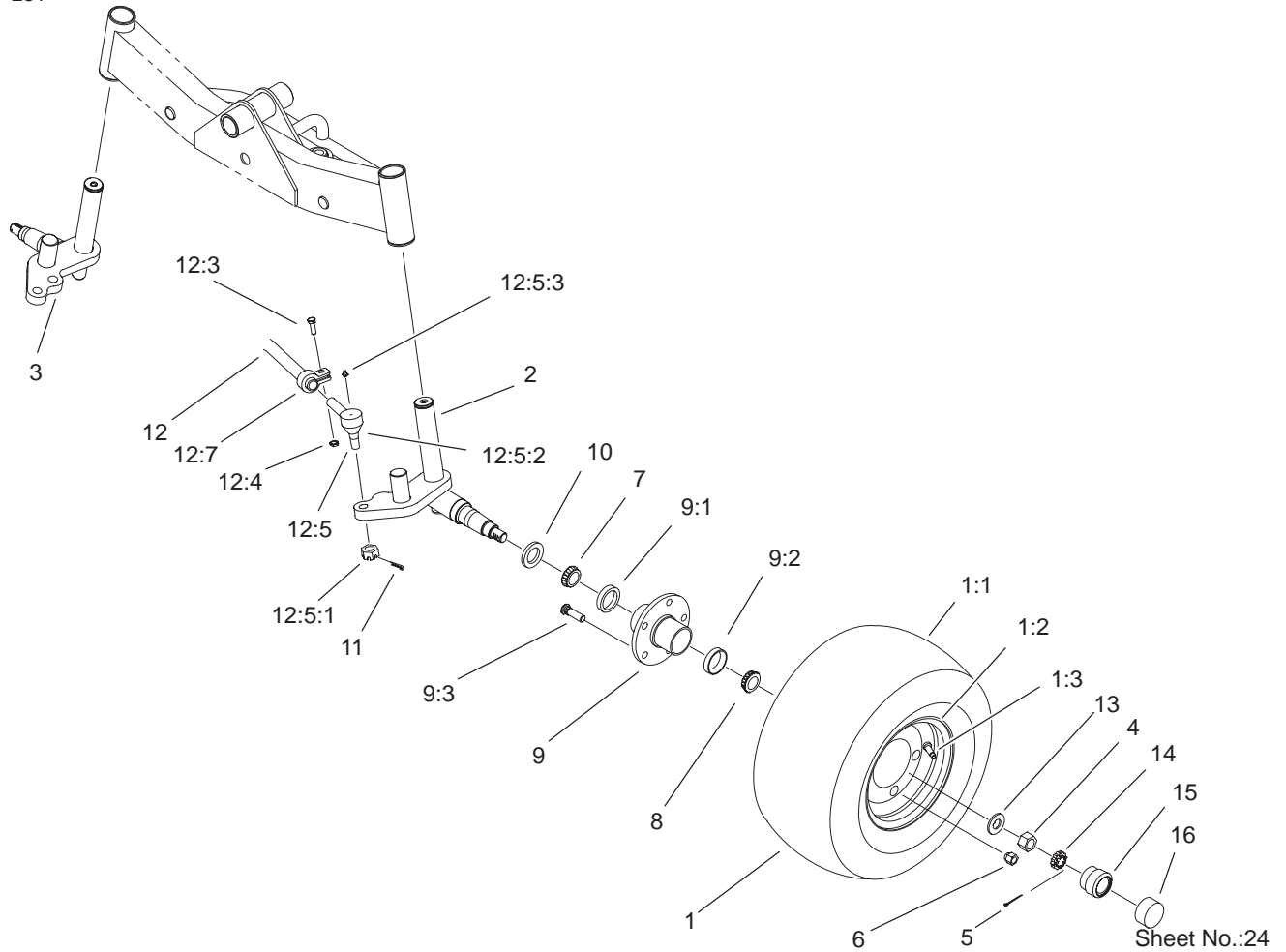
Ref. No.	Part No.	Qty.	Description



2 Wheel Drive Axle and Wheel Assembly (Model 03806 Only)

Ref. No.	Part No.	Qty.	Description	Ref. No.	Part No.	Qty.	Description
☆1		2	Tire & Wheel ASM (only on: 03806)	9:2	254-72	1	Bearing-Taper, Cup (only on: 03806)
1:1	86-5910	1	Tire (only on: 03806)	9:3	92-9652	5	Stud-Bolt (only on: 03806)
1:2	100-2582	1	Rim (only on: 03806)	10	69-2980	2	Seal (only on: 03806)
1:3	232-27	1	Stem-Valve (only on: 03806)	11	3272-12	2	Pin-Cotter (only on: 03806)
2	92-9725-03	1	Spindle-LH (only on: 03806)	12	98-8839	1	Tie Rod ASM (only on: 03806)
3	92-9724-03	2	Spindle-RH (only on: 03806)	12:3	323-9	2	Screw-HH (only on: 03806)
4	3220-7	2	Nut-Jam (only on: 03806)	12:4	3296-39	2	Nut-Lock, NI (only on: 03806)
5	3272-13	2	Pin-Cotter (only on: 03806)	12:5	71-4740	2	End-Tie Rod (only on: 03806)
6	242-50	10	Nut-Lug (only on: 03806)	12:5:1	32136-13	1	Nut-Hex, Slotted (only on: 03806)
7	254-106	2	Bearing-Taper/Cone (only on: 03806)	12:5:2	71-4760	1	Seal (only on: 03806)
8	254-92	2	Cone-Bearing, Outer (only on: 03806)	12:5:3	302-55	1	Zerk (only on: 03806)
9	92-9651	2	Hub Sub ASM (only on: 03806)	12:7	98-8840	1	Tube & Clamp ASM (only on: 03806)
9:1	254-107	1	Bearing-Taper/Cup (only on: 03806)	13	93-0309	2	Washer-Tab (only on: 03806)

☆ Not serviced

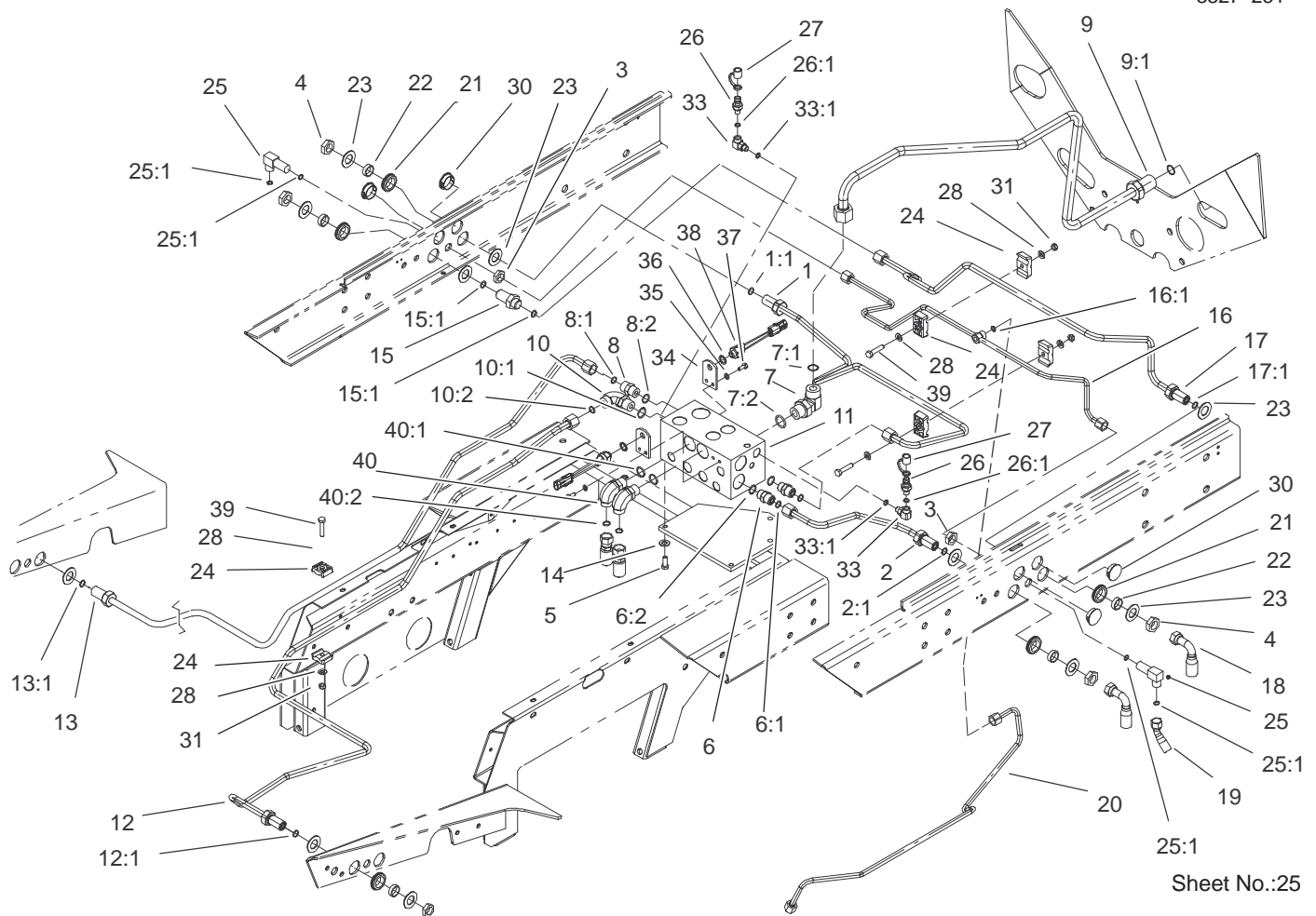


Sheet No.:24

2 Wheel Drive Axle and Wheel Assembly (Model 03806 Only)

Ref. No.	Part No.	Qty.	Description
14	93-0307	2	Nut-,Retainer, Lock (only on: 03806)
15	100-3769	2	Buddy-Bearing (only on: 03806)
16	100-3809	2	Cap-Bearing Protector (only on: 03806)

Ref. No.	Part No.	Qty.	Description

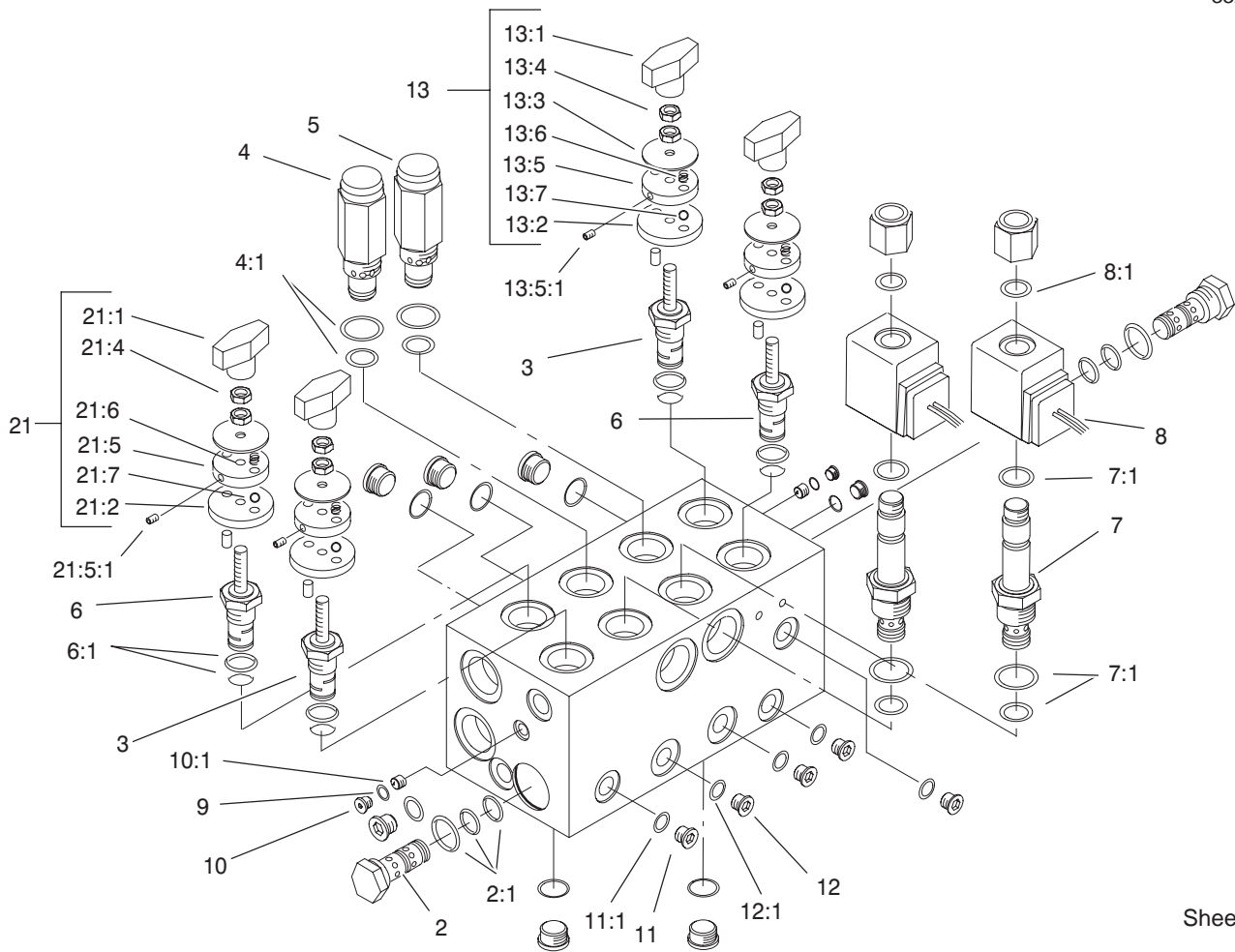


Sheet No.:25

Rear Hydraulic Control Block Assembly

Ref. No.	Part No.	Qty.	Description
1	104-3728	1	Hyd Tube ASM
1:1	237-30	1	O-Ring
2	104-3731	1	Hyd Tube ASM
2:1	237-30	1	O-Ring
3	340-70	2	Locknut-Bulkhead
4	340-127	4	Nut-Bulkhead
5	322-4	2	Screw-HH
6	340-4	2	Adapter
6:1	237-30	1	O-Ring
6:2	237-79	1	O-Ring
7	340-142	1	Elbow-90°
7:1	237-58	1	O-Ring
7:2	237-81	1	O-Ring
8	340-6	5	Fitting-Hyd, Straight
8:1	237-30	1	O-Ring
8:2	237-80	1	O-Ring
9	104-3734	1	Hyd Cooler Tube ASM
9:1	237-65	1	O-Ring
10	340-105	1	Fitting-90°
10:1	237-80	1	O-Ring
10:2	237-30	1	O-Ring
11	99-6978	1	Block-Manifold, Mow
12	104-3741	1	Hyd Tube ASM
12:1	237-30	1	O-Ring
13	104-3739	1	Hyd Tube ASM
13:1	237-30	1	O-Ring

Ref. No.	Part No.	Qty.	Description
14	3253-4	2	Washer-Lock
15	340-161	1	Fitting-Bulkhead
15:1	237-30	2	O-Ring
16	104-3723	1	Hyd Tube ASM
16:1	237-22	1	O-Ring
17	104-3724	1	Hyd Tube ASM
17:1	237-30	1	O-Ring
18	99-5613	4	Hyd Hose ASM
19	99-5614	2	Hyd Hose ASM
20	104-3732	1	Return Drain Tube ASM
21	240-5	4	Grommet
22	69-8960	4	Spacer
23	69-8930	8	Washer
24	56-7972	6	Clamp-Tube
25	340-154	2	Union-Bulkhead
25:1	237-22	2	O-Ring
26	354-77	2	Fitting-Quick
26:1	237-78	1	O-Ring
27	354-79	2	Cap-Fitting, Yellow
28	3256-23	6	Washer-Flat
30	94-1402	4	Plug-Hole
31	3296-47	3	Nut-Lock, NI
32	3290-378	6	Tie-Cable
33	75-6640	2	Fitting-Special
33:1	237-78	1	O-Ring

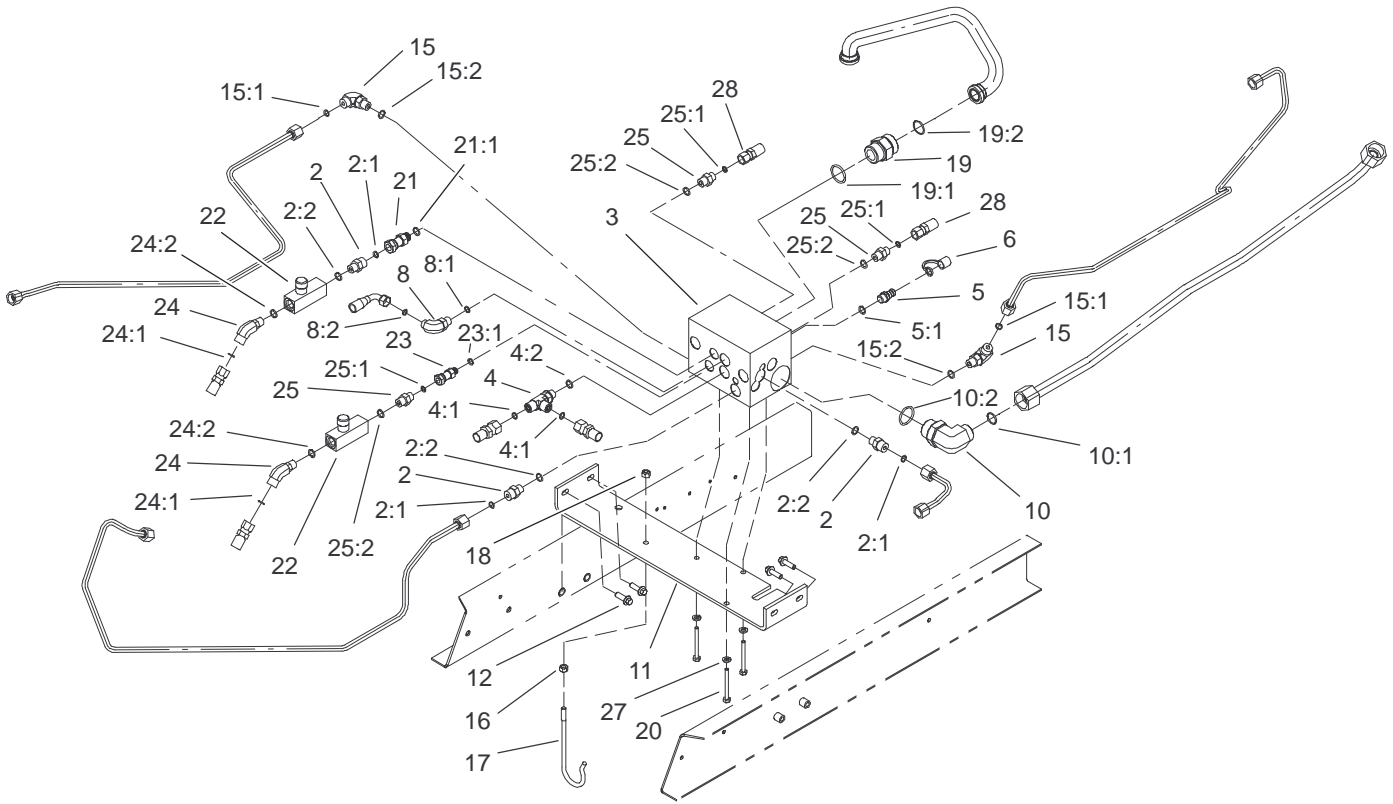


Sheet No.:B6
T-3575

Hydraulic Manifold Mow Block Assembly No. 99-6978

Ref. No.	Part No.	Qty.	Description
2	69-4120	2	Cartridge-Logic
2:1	69-4240	1	Kit-Seal
3	94-8175	2	Control-Flow, Rotary
4	94-3655	1	Valve-Relief
4:1	75-2080	1	Kit-Seal
5	104-1200	1	Valve-Relief, Cartridge
6	94-3657	2	Spool ASM
6:1	94-3661	1	Kit-Seal, 4-Way
7	93-7494	2	Cartridge
7:1	75-2080	1	Kit-Seal
8	83-2010	2	Coil-Valve
8:1	94-5438	1	Seal-Solenoid
9	95-5999	2	Plug-Orifice
10	353-991	4	Plug-Hex, Hollow
10:1	237-156	1	O-Ring
11	353-990	8	Plug
11:1	237-78	1	O-Ring
12	353-989	4	Plug-Hex, Hollow
12:1	237-42	1	O-Ring
13	94-3660	2	Kit-Detent
13:1	94-5020	1	Knob ASM
13:2	94-5025	1	Plate-Locating
13:3	94-5026	1	Plate-Indicator
13:4	3218-1	2	Nut-Jam
13:5	94-5023	1	Plate-Detent
13:5:1	3245-36	1	Screw-HSH

Ref. No.	Part No.	Qty.	Description
13:6	94-5027	2	Spring
13:7	255-13	2	Ball-Steel, Stainless
21	94-6378	2	Kit-Detent
21:1	94-5020	1	Knob ASM
21:2	94-5021	1	Plate-Locating
21:4	3218-1	2	Nut-Jam
21:5	94-5023	1	Plate-Detent
21:5:1	3245-36	1	Screw-HSH
21:6	94-5027	2	Spring
21:7	255-13	2	Ball-Steel, Stainless

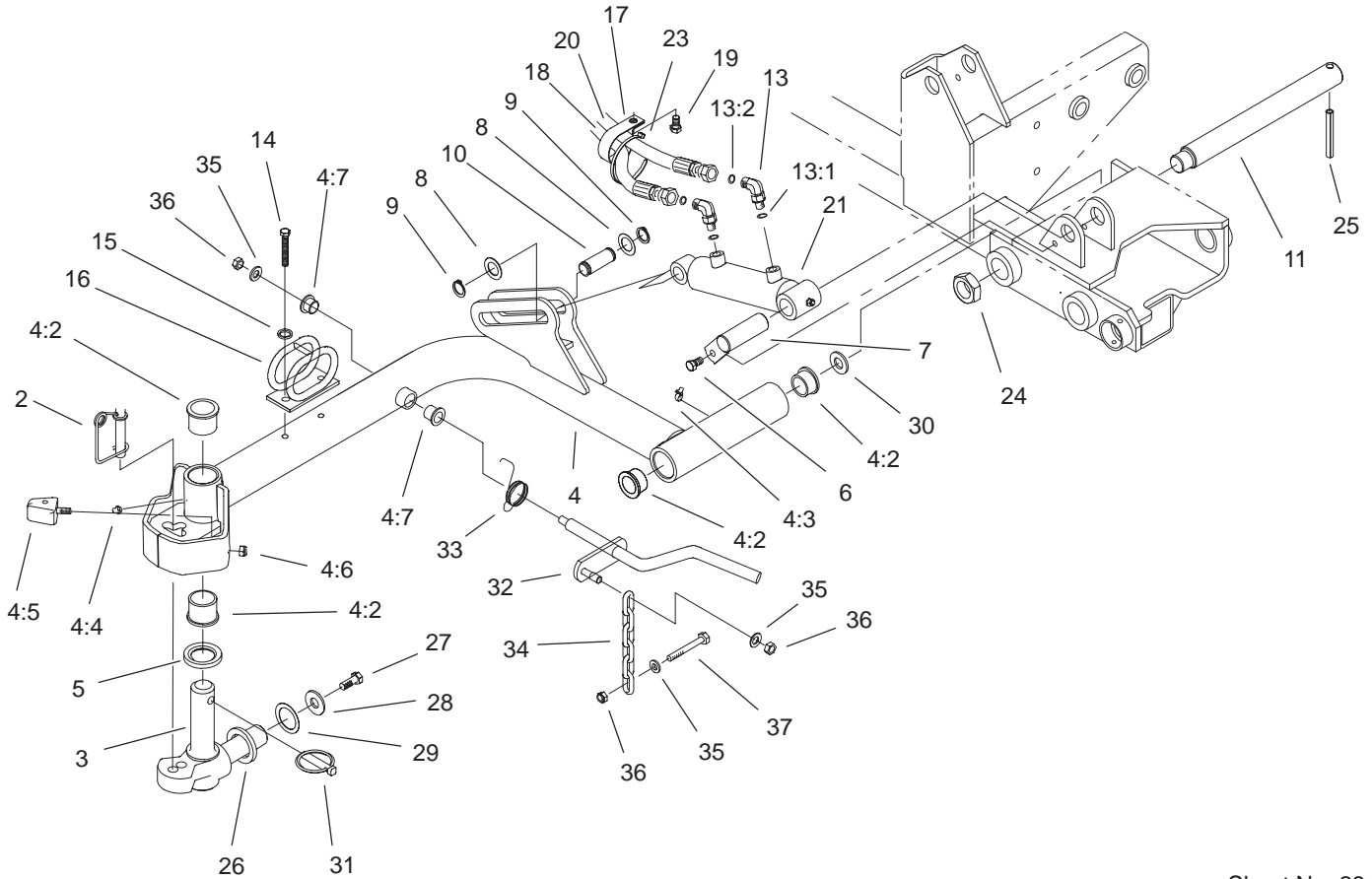


Sheet No.:27

Front Hydraulic Control Block and Hose Assembly

Ref. No.	Part No.	Qty.	Description
1	3290-378	2	Tie-Cable
2	340-2	3	Adapter-Straight, Hyd
2:1	237-22	1	O-Ring
2:2	237-42	1	O-Ring
3	105-3329	1	Block-Manifold, Lift
4	340-86	1	Fitting-Tee, Hyd
4:1	237-22	2	O-Ring
4:2	237-42	1	O-Ring
5	59-7410	1	Tip-Nipple, Diagonal
5:1	237-42	1	O-Ring
6	354-79	1	Cap-Fitting, Yellow
8	340-82	2	Adapter
8:1	237-42	1	O-Ring
8:2	237-21	1	O-Ring
10	340-15	1	Adapter
10:1	237-58	1	O-Ring
10:2	237-146	1	O-Ring
11	104-3772-01	1	Bracket-Manifold Block
12	3234-17	4	Screw-HHF
15	340-77	2	Fitting-Hyd, 90°
15:1	237-22	1	O-Ring
15:2	237-42	1	O-Ring
16	3217-6	1	Nut-Hex
17	93-7970	1	Wireform-Hose Hanger

Ref. No.	Part No.	Qty.	Description
18	3296-29	1	Nut-Lock
19	104-3797	1	Fitting-Hyd, Straight
19:1	237-146	1	O-Ring
19:2	340-65	1	O-Ring
20	322-3	3	Screw-HH
21	104-3779	1	Connector-Swivel, Straight
21:1	237-42	1	O-Ring
22	98-9742	2	Valve-Control, Flow
23	104-3777	1	Connector-Swivel, Straight
23:1	237-78	1	O-Ring
24	340-137	2	Fitting
24:1	237-21	1	O-Ring
24:2	237-42	1	O-Ring
25	340-1	3	Adapter
25:1	237-35	1	O-Ring
25:2	237-42	1	O-Ring
27	3253-4	3	Washer-Lock
28	104-3716	2	Hyd Hose ASM

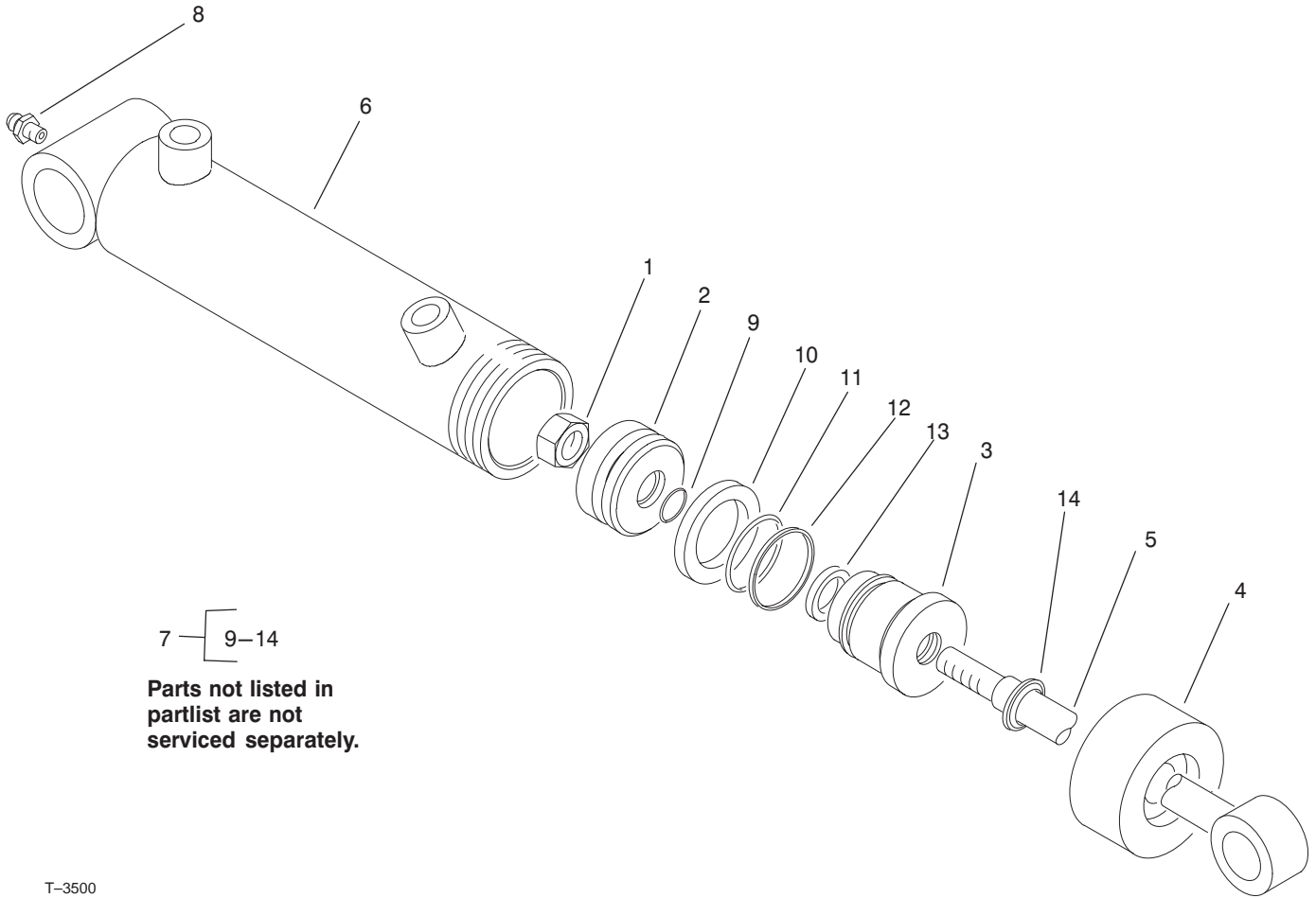


Sheet No.:28

Front Lift Arm Assembly No. 1

Ref. No.	Part No.	Qty.	Description
2	99-5610	1	Pin
3	98-1880-01	1	Knuckle-Pivot
4	105-0106	1	Lift Arm ASM # 1
4:2	104-0015	4	Bushing-Flange
4:3	302-60	1	Fitting-Lube
4:4	302-5	1	Fitting-Grease
4:5	99-5605	2	Bumper ASM
4:6	3296-29	2	Nut-Lock
4:7	256-287	2	Bushing
5	94-8946	1	Washer
6	32144-14	1	Screw-HWH
7	83-6790	1	Pin-Cylinder
8	94-9998	2	Washer-Thrust
9	94-9974	2	Ring-Retaining
10	75-5350	1	Pin-Slide, Cylinder
11	95-7158	1	Pin-Pivot
13	340-132	2	Fitting-Hyd, 90°
13:1	237-78	1	O-Ring
13:2	237-21	1	O-Ring
14	33114-020	2	Screw-HH
15	3253-4	2	Washer-Lock
16	99-5621	1	Guide-Hose
17	2412-96	1	Clamp-R
18	92-7565	1	Hose ASM
19	322-4	1	Screw-HH
20	92-7562	1	Hose ASM

Ref. No.	Part No.	Qty.	Description
21	93-2650	1	Cylinder-Lift
22	3290-379	1	Tie-Cable
23	3290-378	1	Tie-Cable
24	3296-49	1	Nut-Lock NI
25	32121-110	1	Pin-Roll, Slotted
26	98-7974	1	Washer-Thrust
27	98-7993	1	Screw-HHF
28	3256-6	1	Washer-Flat
29	3-6781	1	Washer-Thrust
30	76-2980	1	Washer-Thrust
31	283-71	1	Pin-Lynch
32	105-0142-03	1	Rod-Front Pivot ASM
33	98-3929	1	Spring-Torsion
34	93-6738	1	Chain
35	3256-24	3	Washer-Flat
36	3296-39	3	Nut-Lock, NI
37	323-7	1	Screw-HH (only on: 03807)



7 — [9-14]

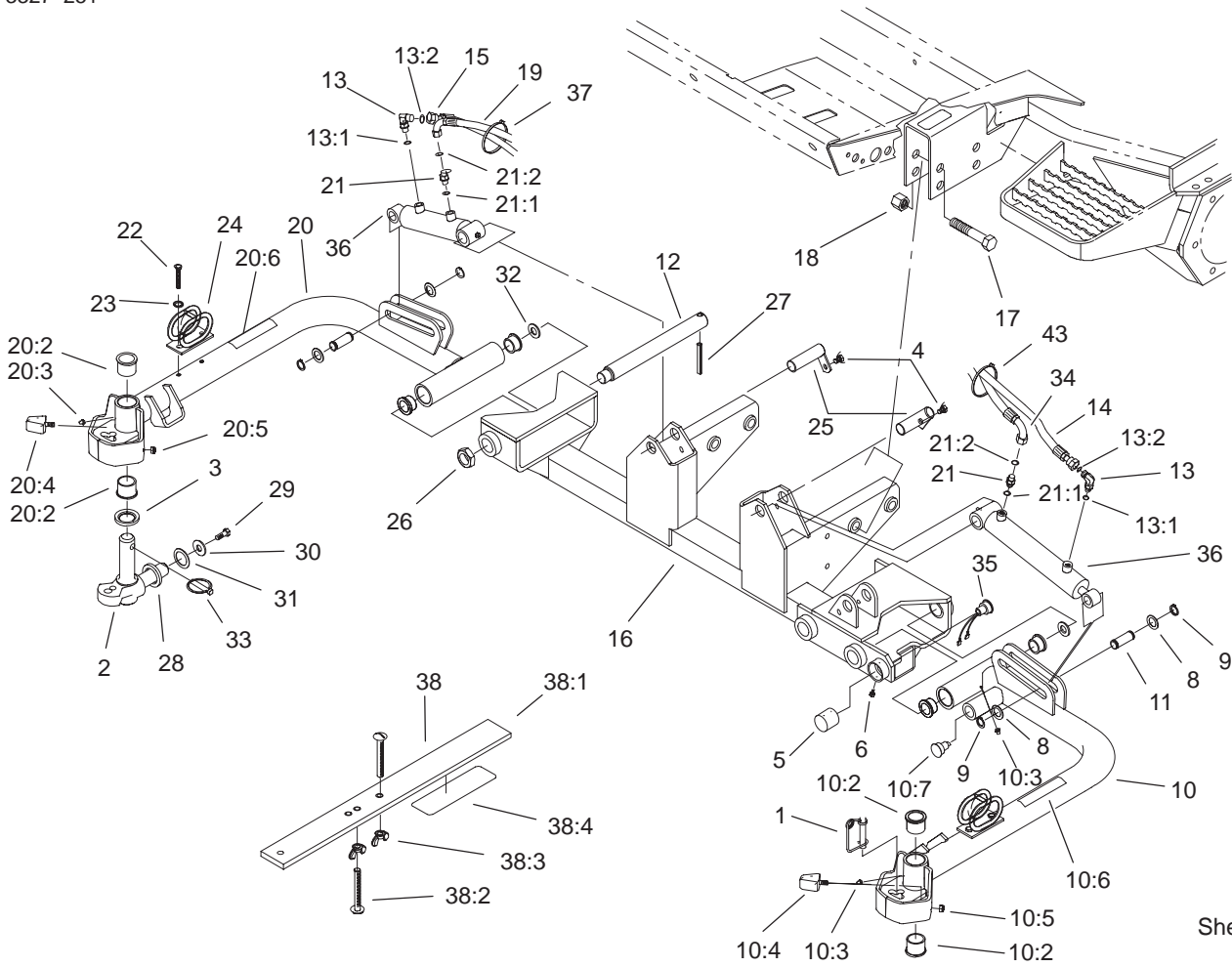
Parts not listed in partlist are not serviced separately.

T-3500
Sheet No.:B8

Hydraulic Cylinder Assembly No. 93-2650

Ref. No.	Part No.	Qty.	Description
1	32152-10	1	Locknut-Deform, Top
2	70-2780	1	Piston
3	93-7990	1	Head
4	93-7991	1	Collar
5	94-2644	1	Shaft With Tube
7	86-7330	1	Kit-Seal
8	302-5	1	Fitting-Grease

Ref. No.	Part No.	Qty.	Description

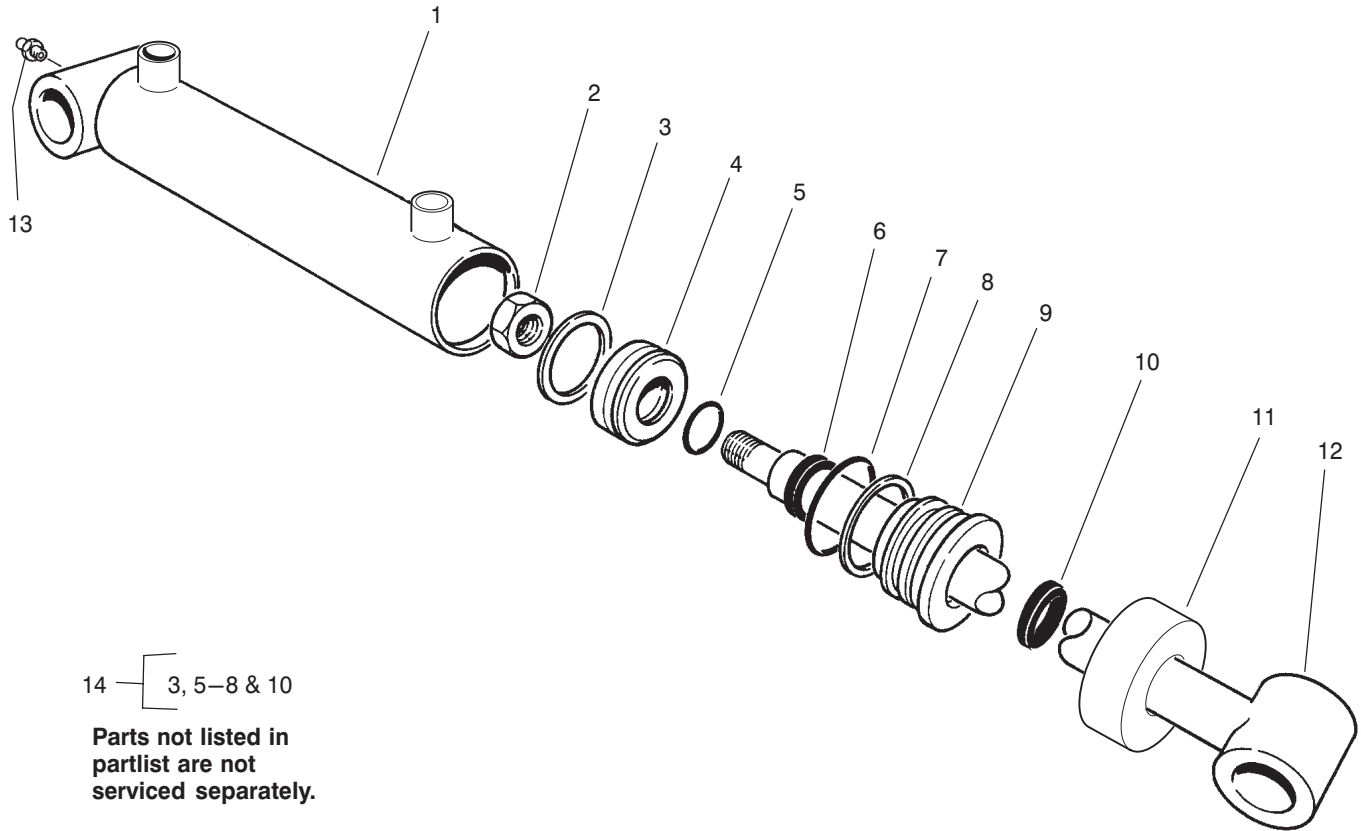


Sheet No.:29

Front Lift Arm and Motor Assembly

Ref. No.	Part No.	Qty.	Description
1	99-5610	2	Pin
2	98-1880-01	2	Knuckle-Pivot
3	94-8946	2	Washer
4	32144-14	2	Screw-HWH
5	75-6370	1	Cap-Sensor
6	32104-76	2	Screw
8	94-9998	4	Washer-Thrust
9	94-9974	4	Ring-Retaining
10	105-3308	1	Lift Arm ASM #4
10:2	104-0015	4	Bushing-Flange
10:3	302-5	2	Fitting-Grease
10:4	99-5605	2	Bumper ASM
10:5	3296-29	2	Nut-Lock
10:6	93-6687	1	Decal-Step, No
10:7	92-8754	1	Plug-Reed Switch, Magnet
11	75-5350	2	Pin-Slide, Cylinder
12	95-7158	2	Pin-Pivot
13	340-132	1	Fitting-Hyd, 90°
13:1	237-78	1	O-Ring
13:2	237-21	1	O-Ring
14	99-5642	1	Hose-Hydraulic
15	100-3799	1	Hose ASM
16	105-3309-03	1	Frame-Carrier, Front
17	328-7	4	Screw-HH
18	3296-51	4	Nut-Lock, NI

Ref. No.	Part No.	Qty.	Description
19	104-3798	1	Hyd Hose ASM
20	105-0110	1	Lift Arm ASM #5
20:2	104-0015	4	Bushing-Flange
20:3	302-5	2	Fitting-Grease
20:4	99-5605	2	Bumper ASM
20:5	3296-29	2	Nut-Lock
20:6	93-6687	1	Decal-Step, No
21	340-92	3	Fitting
21:1	237-78	1	O-Ring
21:2	237-21	1	O-Ring
22	33114-020	4	Screw-HH
23	3253-4	4	Washer-Lock
24	99-5621	2	Guide-Hose
25	83-6780-01	2	Pin-Cylinder
26	3296-49	2	Nut-Lock NI
27	32121-110	2	Pin-Roll, Slotted
28	98-7974	2	Washer-Thrust
29	98-7993	2	Screw-HHF
30	3256-6	2	Washer-Flat
31	3-6781	2	Washer-Thrust
32	76-2980	2	Washer-Thrust
33	283-71	2	Pin-Lynch
34	104-3799	1	Hyd Hose ASM
35	92-8002	1	Plug-Reed Switch, Magneto
36	99-6986	2	Cylinder-Hydraulic



14 — [3, 5-8 & 10

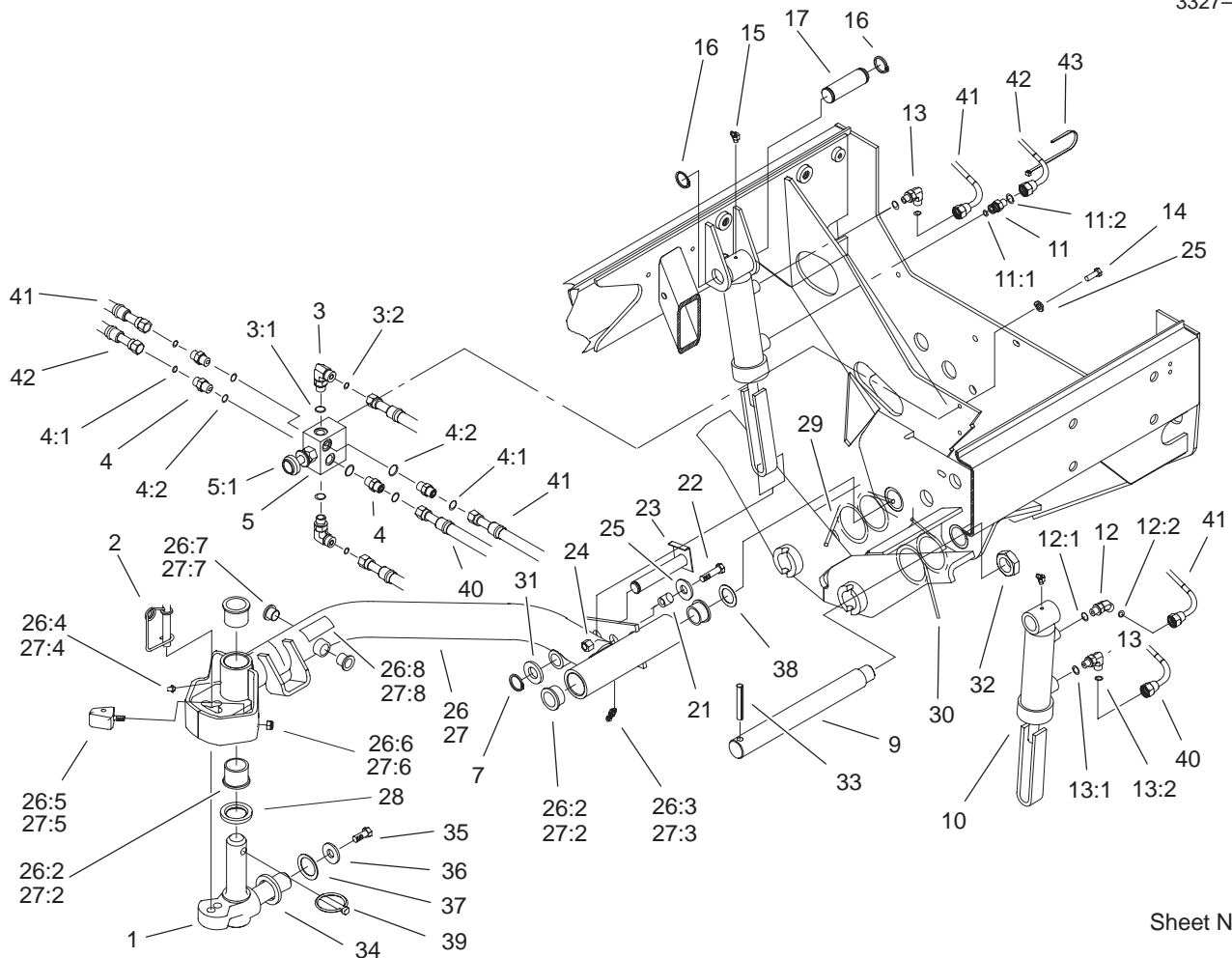
Parts not listed in partlist are not serviced separately.

Sheet No.:B9
T-3499

Hydraulic Cylinder Assembly No. 99-6986

Ref. No.	Part No.	Qty.	Description
2	32152-10	1	Locknut-Deform, Top
14	100-8023	1	Kit-Repair, Seal

Ref. No.	Part No.	Qty.	Description
----------	----------	------	-------------



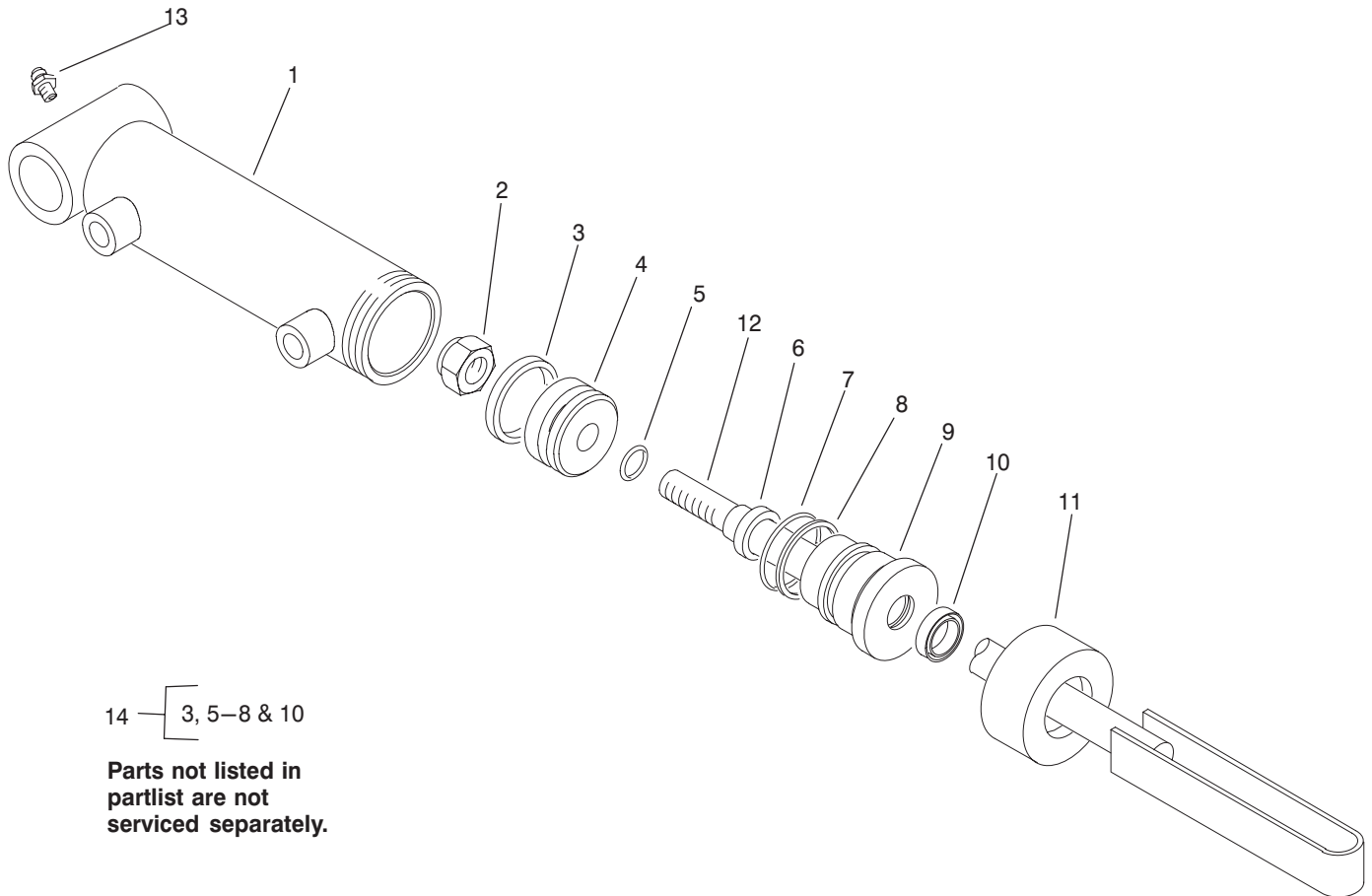
Sheet No.:30

Lift Arm and Cylinder Assembly

Ref. No.	Part No.	Qty.	Description
1	98-1880-01	2	Knuckle-Pivot
2	99-5610	2	Pin
3	340-82	2	Adapter
3:1	237-42	1	O-Ring
3:2	237-21	1	O-Ring
4	340-1	4	Adapter
4:1	237-35	1	O-Ring
4:2	237-42	1	O-Ring
5	104-9250	2	Control-Flow
5:1	104-0003	1	Cartridge Kit
*5:1:1	104-0004	1	Cartridge Seal Kit
*5:1:2	104-0005	1	Cartridge Knob Kit
7	94-9974	2	Ring-Retaining
8	3334-945	2	Tie-Cable
9	95-7158	2	Pin-Pivot
10	99-2550	2	Cylinder-Hyd
11	340-92	1	Fitting
11:1	237-78	1	O-Ring
11:2	237-21	1	O-Ring
12	340-103	1	Fitting
12:1	237-78	1	O-Ring
12:2	237-21	1	O-Ring
13	340-132	2	Fitting-Hyd, 90°
13:1	237-78	1	O-Ring
13:2	237-21	1	O-Ring
14	321-4	2	Screw-HH

Ref. No.	Part No.	Qty.	Description
15	302-61	2	Zerk
16	32151-36	4	Ring-Retaining
17	92-7548	2	Pin-Cylinder
21	82-6840	2	Spacer
22	322-7	2	Screw-HH
23	99-2560	2	Pin
24	3296-29	2	Nut-Lock
25	3256-3	4	Washer-Flat
26	105-0108	1	Lift Arm ASM # 3
26:2	104-0015	4	Bushing-Flange
26:3	302-11	1	Fitting-Lube, 45°
26:4	302-5	1	Fitting-Grease
26:5	99-5605	2	Bumper ASM
26:6	3296-29	2	Nut-Lock
26:7	256-287	2	Bushing
26:8	93-6696	1	Decal-Loaded, Spring
27	105-0107	1	Lift Arm ASM # 2
27:2	104-0015	4	Bushing-Flange
27:3	302-11	1	Fitting-Lube, 45°
27:4	302-5	1	Fitting-Grease
27:5	99-5605	2	Bumper ASM
27:6	3296-29	2	Nut-Lock
27:7	256-287	2	Bushing
27:8	93-6696	1	Decal-Loaded, Spring
28	94-8946	2	Washer
29	99-5608	1	Spring-Torsion, RH

* Not illustrated



14 — [3, 5-8 & 10]

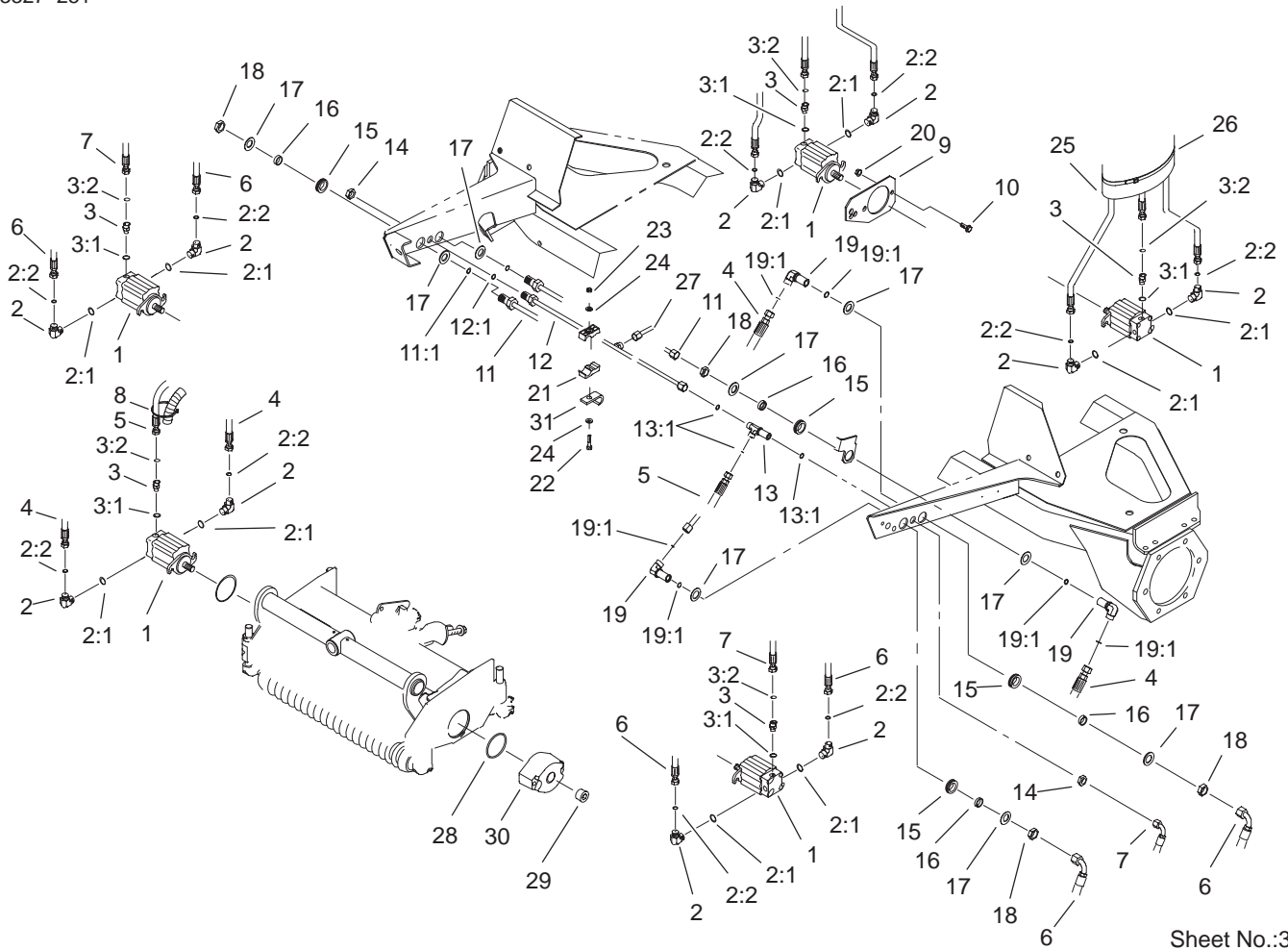
Parts not listed in partlist are not serviced separately.

T-3501
Sheet No.:C1

Hydraulic Cylinder Assembly No. 99-2550

Ref. No.	Part No.	Qty.	Description
2	32152-10	1	Locknut-Deform, Top
13	302-5	1	Fitting-Grease
14	100-8023	1	Kit-Repair, Seal

Ref. No.	Part No.	Qty.	Description

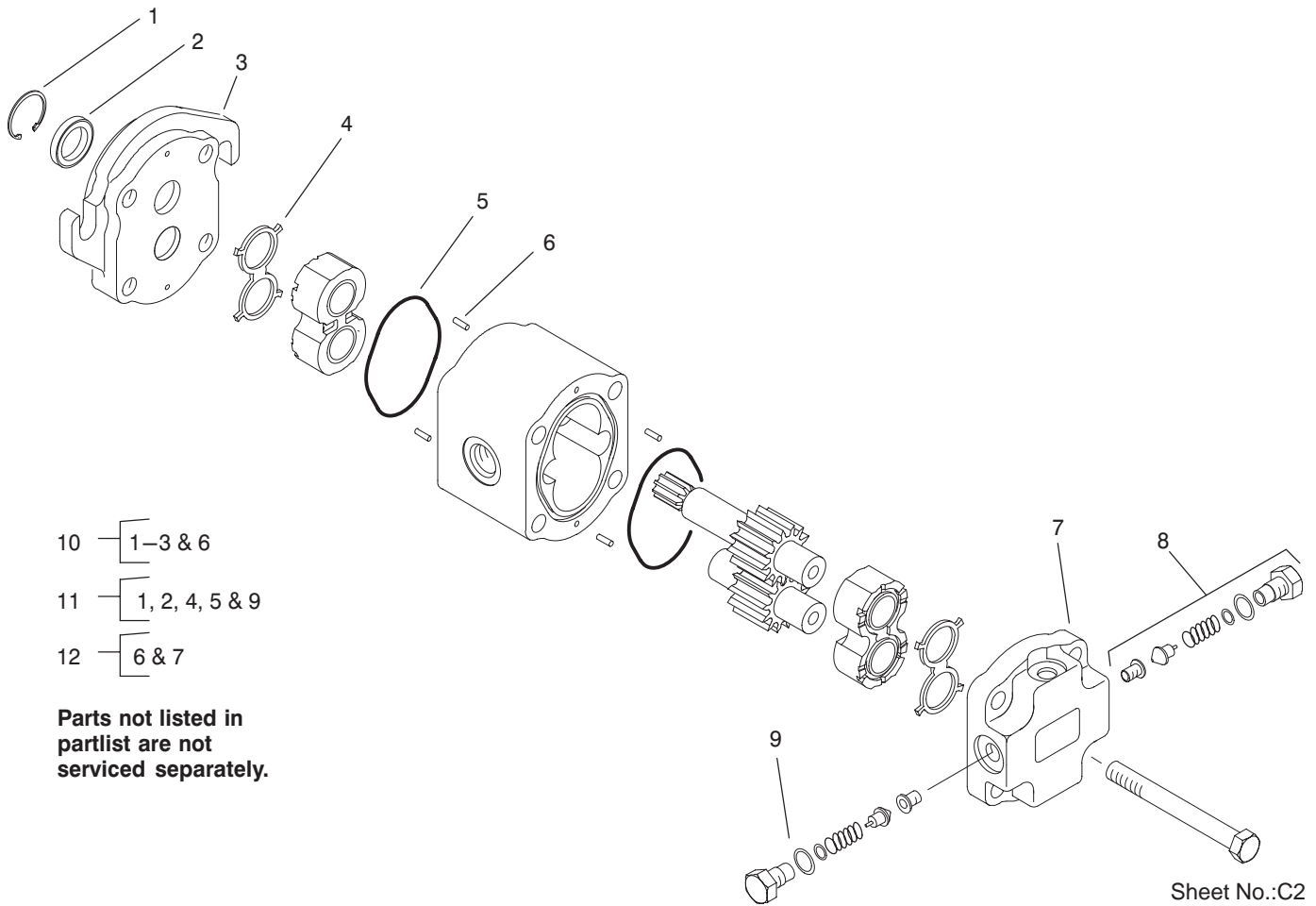


Sheet No.:31

Reel Motor Assembly

Ref. No.	Part No.	Qty.	Description
1	98-9999	5	Motor-Hydraulic
2	340-98	10	Fitting-Hyd, 90°
2:1	237-79	1	O-Ring
2:2	237-30	1	O-Ring
3	340-92	5	Fitting
3:1	237-78	1	O-Ring
3:2	237-21	1	O-Ring
4	99-5629	2	Hose ASM
5	92-7560	1	Hydraulic Hose ASM
6	99-5630	4	Hose ASM
7	92-7559	2	Hydraulic Hose ASM
8	3290-378	5	Tie-Cable
9	94-2634-03	5	Bracket-Motor
10	3234-11	10	Screw-HHF
11	93-4219	1	Tube ASM
11:1	237-30	1	O-Ring
12	93-4223	1	Front Drain Tube ASM
12:1	237-22	1	O-Ring
13	340-68	1	Fitting-Tee, Bulkhead
13:1	237-22	3	O-Ring
14	340-70	2	Locknut-Bulkhead
15	240-5	5	Grommet
16	69-8960	5	Spacer
17	69-8930	10	Washer
18	340-127	5	Nut-Bulkhead
19	93-9151	2	Fitting-Hyd

Ref. No.	Part No.	Qty.	Description
19:1	237-30	2	O-Ring
20	32128-43	10	Nut-Flange
21	56-7972	4	Clamp-Tube
22	322-7	2	Screw-HH
23	3296-47	2	Nut-Lock, NI
24	3256-23	4	Washer-Flat
25	99-5617	5	Sleeve-Protective
26	3290-379	10	Tie-Cable
27	104-3730	1	Drain Tube ASM
28	93-9783	10	O-Ring
29	93-8717	3	Plug-Pipe
30	94-4347-03	5	Weight-End
31	2412-109	1	Clip - J



- 10 — [1-3 & 6
- 11 — [1, 2, 4, 5 & 9
- 12 — [6 & 7

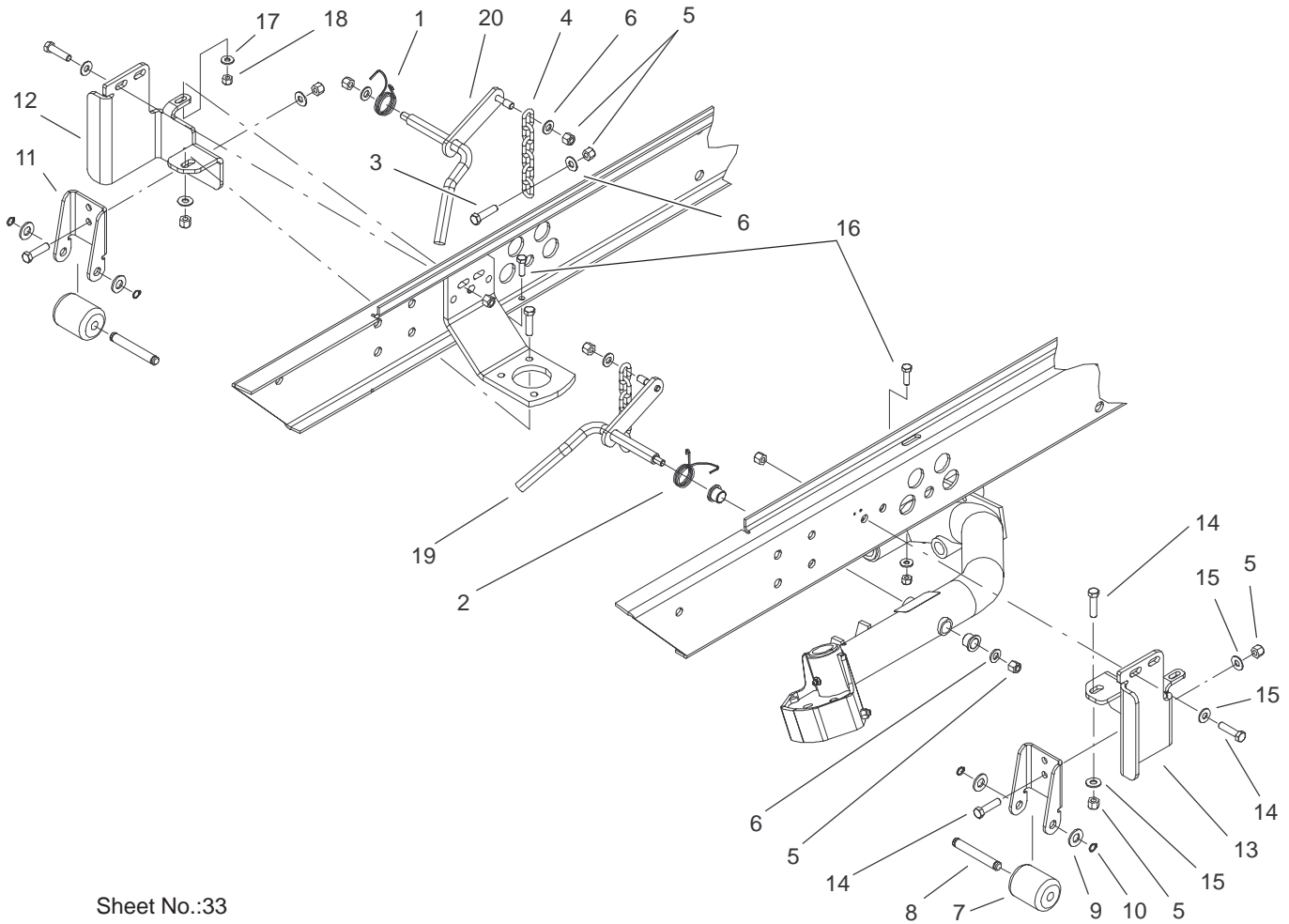
Parts not listed in partlist are not serviced separately.

Sheet No.:C2
T-3503

Hydraulic Motor Assembly No. 98-9999

Ref. No.	Part No.	Qty.	Description
10	93-9152	1	Flange Kit
11	98-9997	1	Seal Kit
12	93-9154	1	Valve Block Kit

Ref. No.	Part No.	Qty.	Description

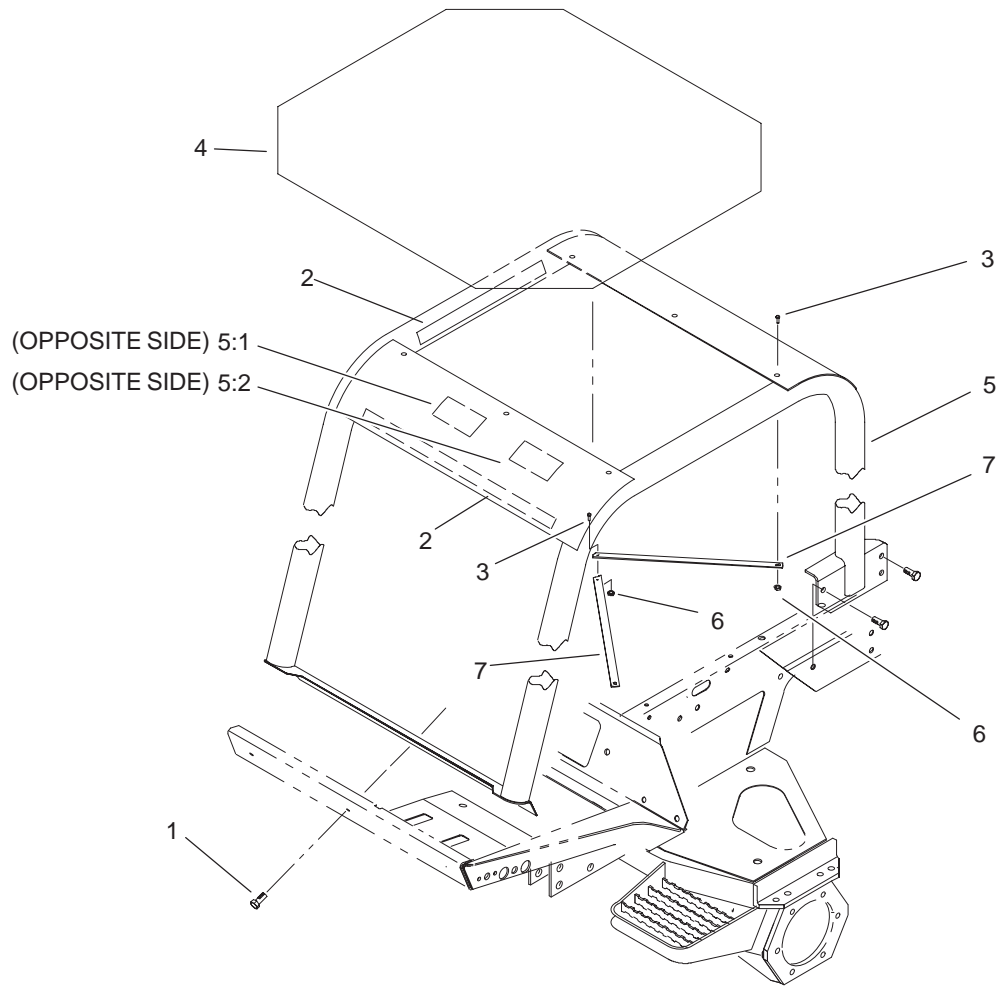


Sheet No.:33

No. 2 and 3 Tipper Support Bracket Assembly

Ref. No.	Part No.	Qty.	Description
1	98-3929	1	Spring-Torsion
2	104-1805	1	Spring-Torsion, LH
3	323-7	2	Screw-HH
4	5-1096	2	Chain-Lift
5	3296-39	16	Nut-Lock, NI
6	3256-24	6	Washer-Flat
7	75-5390	2	Roller
8	75-5400	2	Pin-Roller
9	3256-26	4	Washer-Flat
10	32151-61	4	Ring-Retaining
11	100-3892-03	2	Bracket-Tipper, Rear
12	100-3866-03	1	Support-Tipper Bracket, RH
13	100-3867-03	1	Support-Tipper Bracket, LH
14	323-8	10	Screw-HH
15	3256-3	10	Washer-Flat
16	322-5	2	Screw-HH
17	3256-2	2	Washer-Flat
18	3296-29	2	Nut-Lock
19	105-0126-03	1	Rod-Pivot ASM LH
20	105-0127-03	1	Rod-Pivot ASM RH

Ref. No.	Part No.	Qty.	Description

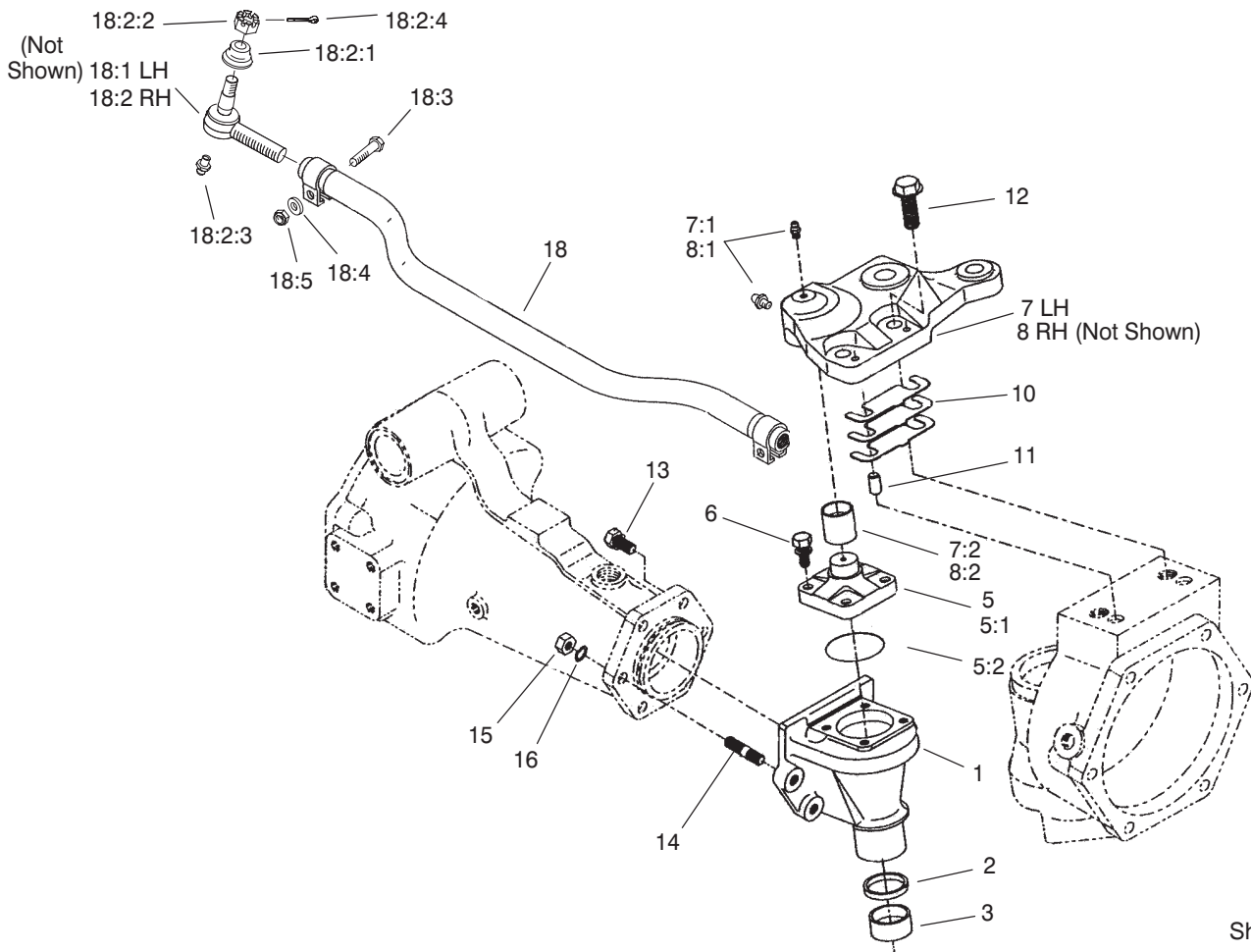


Sheet No.:34

(ROPS) Roll-Over-Protection-System Assembly (Model 03807 Only)

Ref. No.	Part No.	Qty.	Description
1	33106-035	3	Screw-HHF (only on: 03807)
2	93-9157	4	Velcro Hook (only on: 03807)
3	33104-030	5	Screw-HHF (only on: 03807)
4	93-9160	1	Cover-Rops (only on: 03807)
5	94-2643	1	Rops ASM (only on: 03807)
5:1	93-8050	1	Decal-Roof, Rops (only on: 03807)
5:2	92-7540	1	Decal-Rops (only on: 03807)
6	33024-00	5	Nut-Lock (only on: 03807)
7	93-9159	2	Strap-Cover (only on: 03807)

Ref. No.	Part No.	Qty.	Description

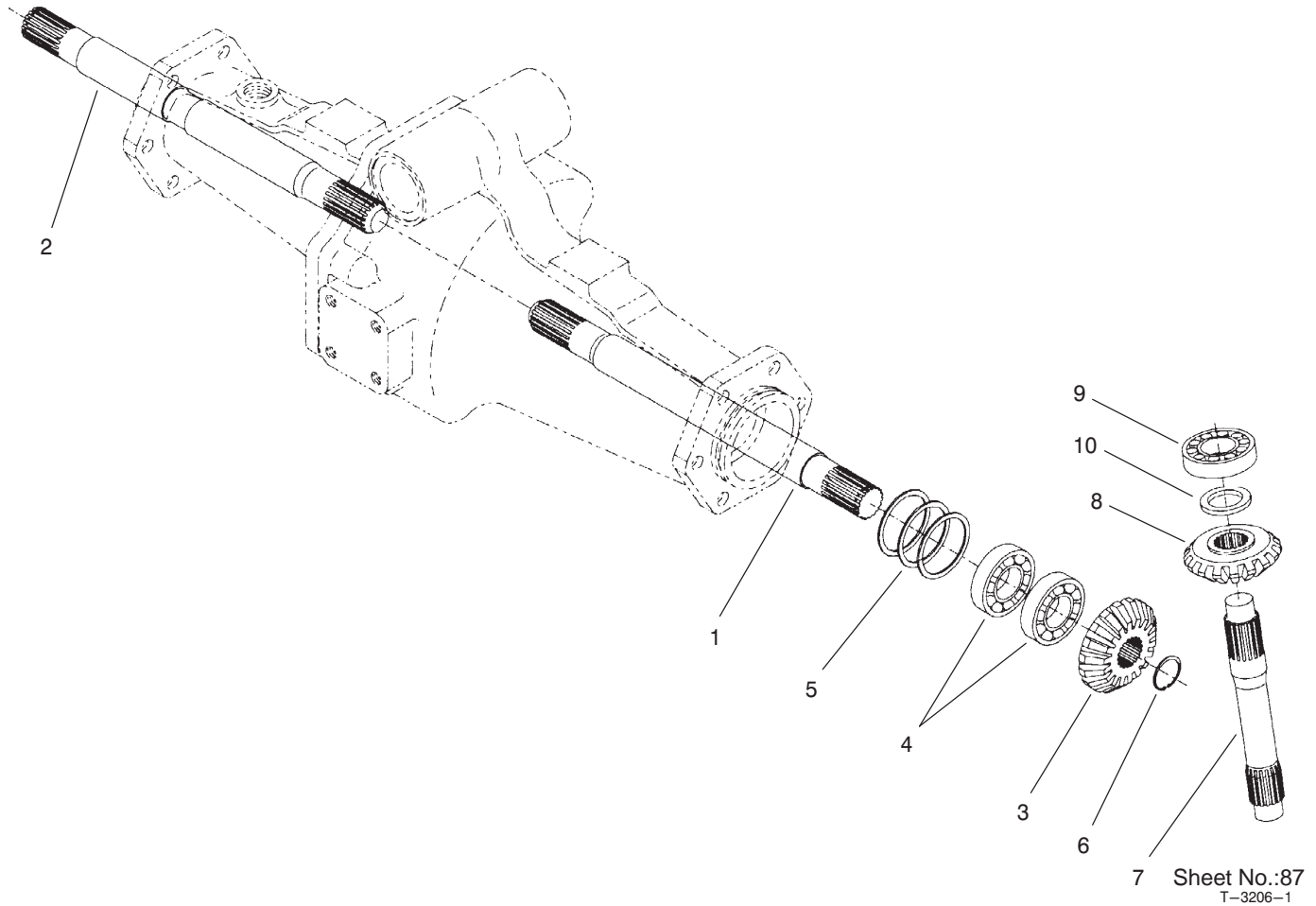


Sheet No.:86
T-3503

Rear Axle Assembly No. 100-3784 Bevel Gear Case Assembly (Continued)

Ref. No.	Part No.	Qty.	Description
1	95-7538	2	Case-Bevel Gear
2	100-2557	2	Seal-Oil
3	104-2378	2	Bushing
5	104-2376	2	Knuckle ASM
5:1	104-2373	1	Knuckle
5:2	104-2372	1	O-Ring
6	104-2374	8	Bolt
7	100-3768	1	LH Steering Arm ASM
7:1	302-5	2	Fitting-Grease
7:2	104-8634	1	Bushing
8	100-3766	1	RH Steering Arm ASM
8:2	302-5	2	Fitting-Grease
8:3	104-8634	1	Bushing
10	95-7547	2	Shim 0.1
10	95-7548	2	Shim 0.2
10	95-7549	2	Shim 0.4
11	99-7597	4	Pin-Dowel
12	104-2375	4	Bolt
13	99-7599	8	Bolt
14	99-7525	4	Stud
15	99-7526	4	Nut
16	99-7527	4	Washer-Spring
18	100-3762	1	Tie Rod ASM
18:1	100-3851	1	LH Tie Rod End ASM

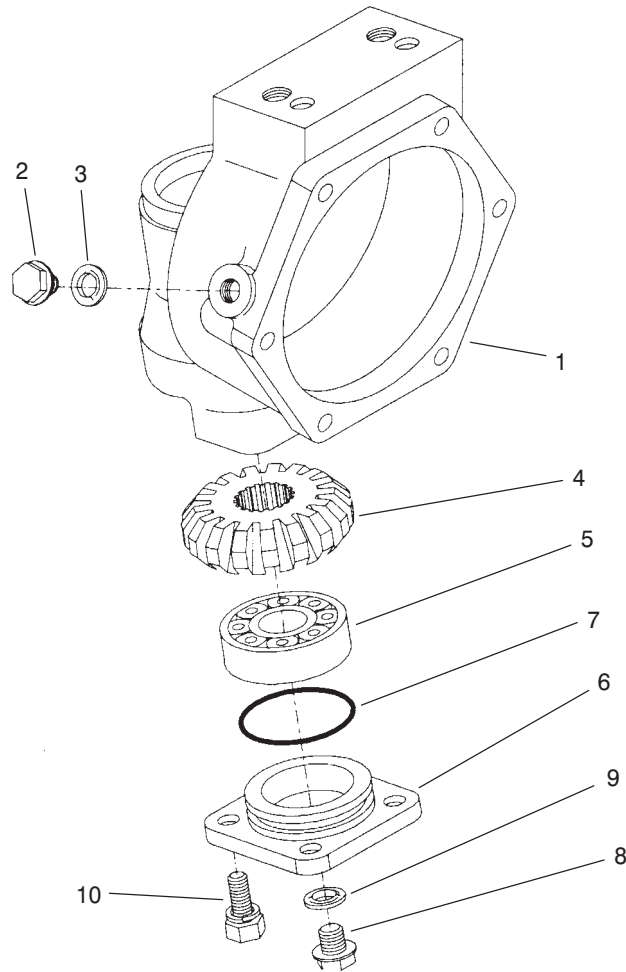
Ref. No.	Part No.	Qty.	Description
18:1:1	100-3853	1	Cover-Dust
18:1:2	100-3854	1	Nut-Castle
18:1:3	302-5	1	Fitting-Grease
18:1:4	3272-11	1	Pin-Cotter
18:2	100-3852	1	RH Tie Rod End ASM
18:2:1	100-3853	1	Cover-Dust
18:2:2	100-3854	1	Nut-Castle
18:2:3	302-5	1	Fitting-Grease
18:2:4	3272-11	1	Pin-Cotter
18:3	100-3855	2	Bolt
18:4	99-7527	2	Washer-Spring
18:5	99-7526	2	Nut



Rear Axle Assembly No. 100-3784 Bevel Gear Shaft Assembly (Continued)

Ref. No.	Part No.	Qty.	Description
1	95-7509	1	Shaft-Gear, Differential
2	95-7512	1	Shaft-Gear, Differential
3	95-7517	2	Gear-15 Tooth Bevel
4	99-7530	4	Bearing-Ball
5	99-7552	2	Shim 0.1
5	99-7553	2	Shim 0.2
5	99-7554	2	Shim 0.5
6	99-7531	2	Clip
7	95-7529	2	Shaft-Bevel Gear
8	95-7519	2	Gear-17 Tooth Bevel
9	99-7532	2	Bearing-Taper Roller
10	99-7558	2	Collar

Ref. No.	Part No.	Qty.	Description



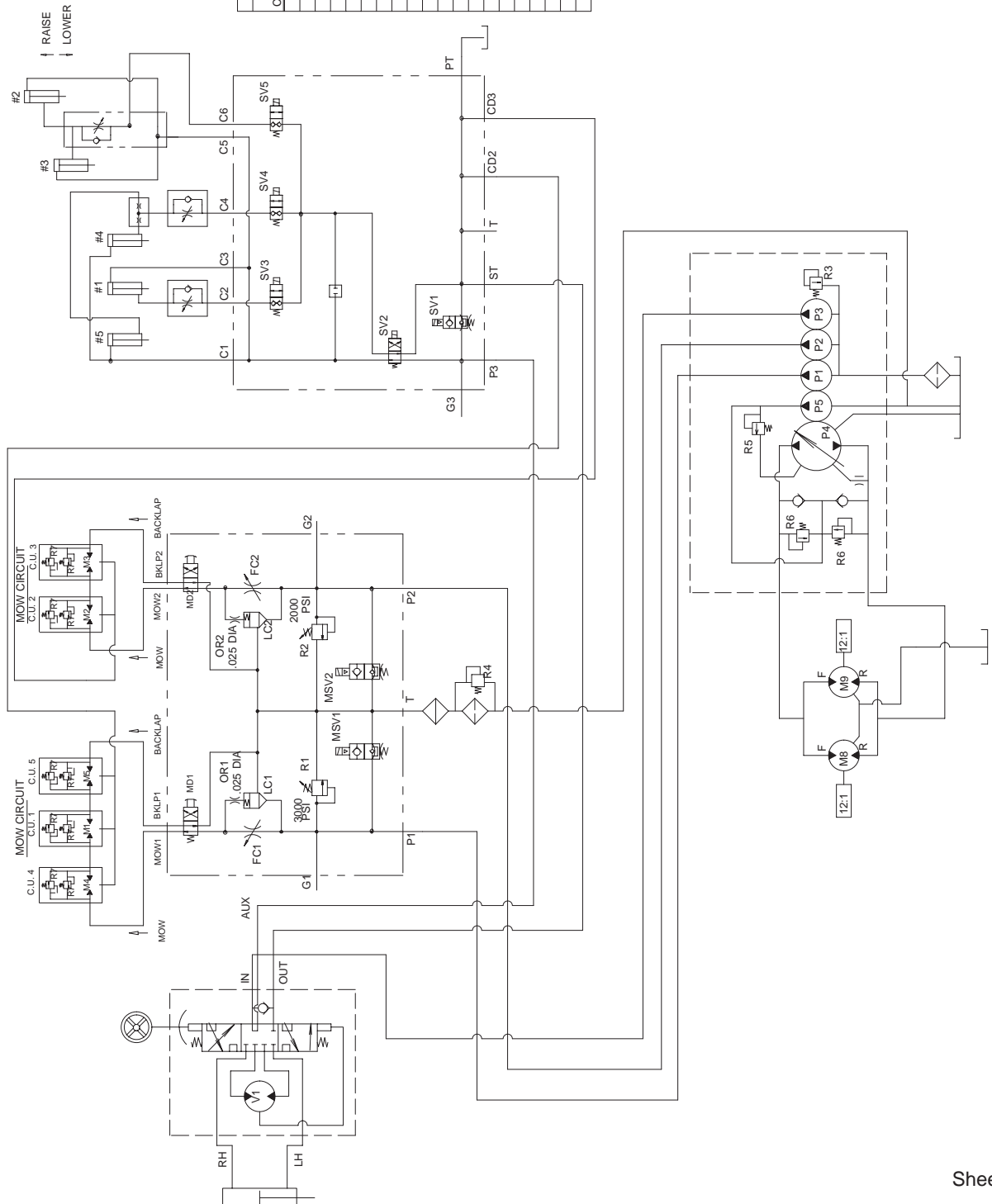
Sheet No.:88
T-3207-1

Rear Axle Assembly No. 100-3784 Axle Case Assembly (Continued)

Ref. No.	Part No.	Qty.	Description
1	95-7531	2	Case-Axle
2	99-7535	2	Plug
3	99-7536	2	Washer-Seal
4	95-7527	2	Gear-17 Tooth Bevel
5	99-7532	2	Bearing-Taper Roller
6	100-2560	2	Cover
7	100-2561	2	O-Ring
8	99-7589	2	Plug
9	99-7590	2	Washer-Seal
10	100-2562	8	Bolt

Ref. No.	Part No.	Qty.	Description

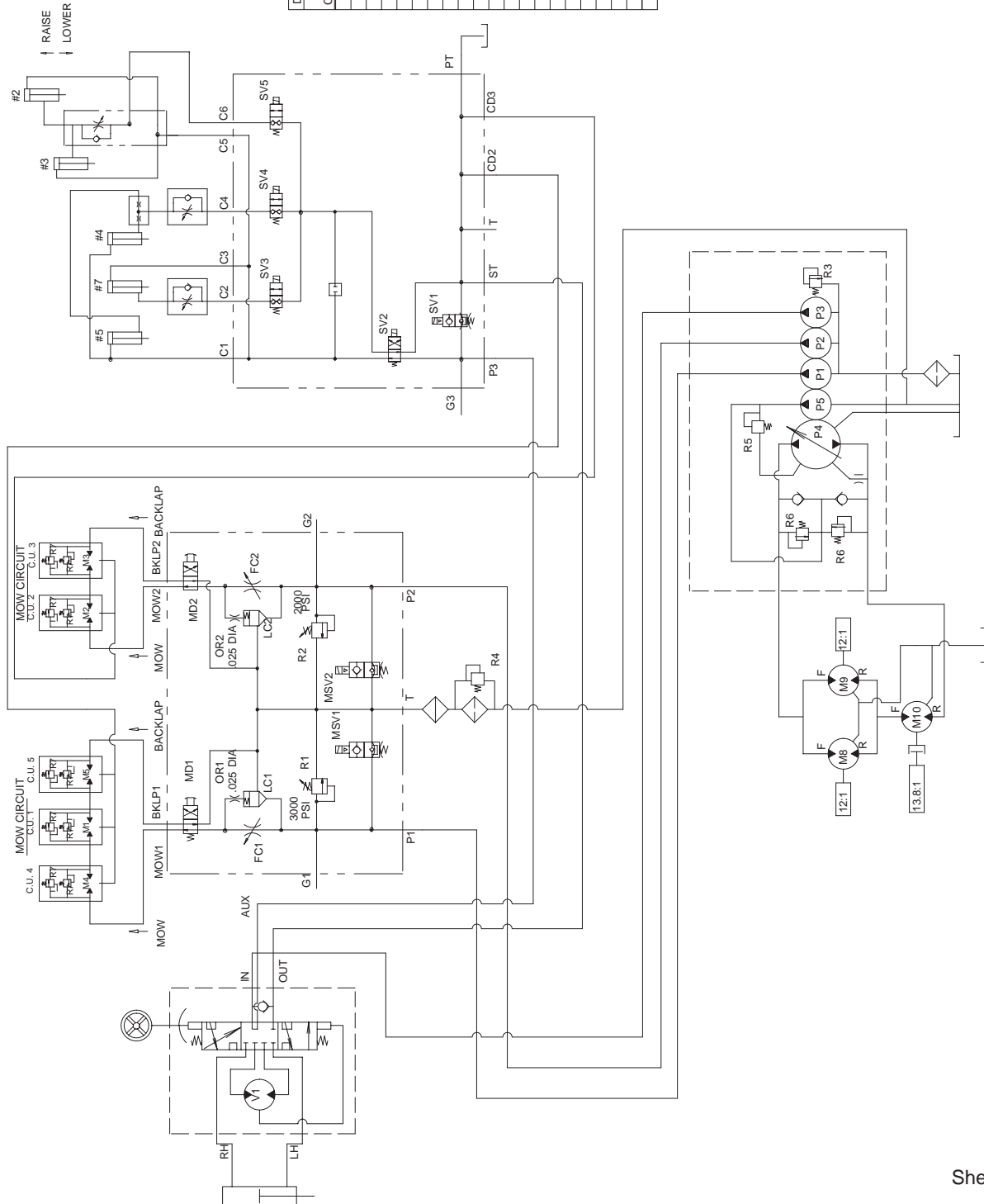
2WD Hydraulic Schematic (Model 03806 Only)



COMPONENT	DISPLACEMENT			PRESSURE			FLOW RATE		
	in ³ /rev	cm ³ /rev	lbs/in. ²	bars	GPM	LPM	* GPM	* LPM	
P1	.66	10.8			8.4	31.8			
P2	.66	10.8			8.4	31.8			
P3	.40	6.6			5.1	19.3			
P4	2.48	40.6			31.6	119.5			
P5	.84	13.8			10.7	40.5			
M1	1.16	19							
M2	1.16	19							
M3	1.16	19							
M4	1.16	19							
M5	1.16	19							
M8	2.01	32.9							
M9	2.01	32.9							
V1	6.1	100							
R1			3000	207					
R2			2000	138					
R3			1500	104					
R4			50	3.5					
R5			250	17.2					
R6			4000	276					
R7			1500	103					

* FLOW RATE CALCULATED AT 3000 RPM AND 98% EFFICIENCY.

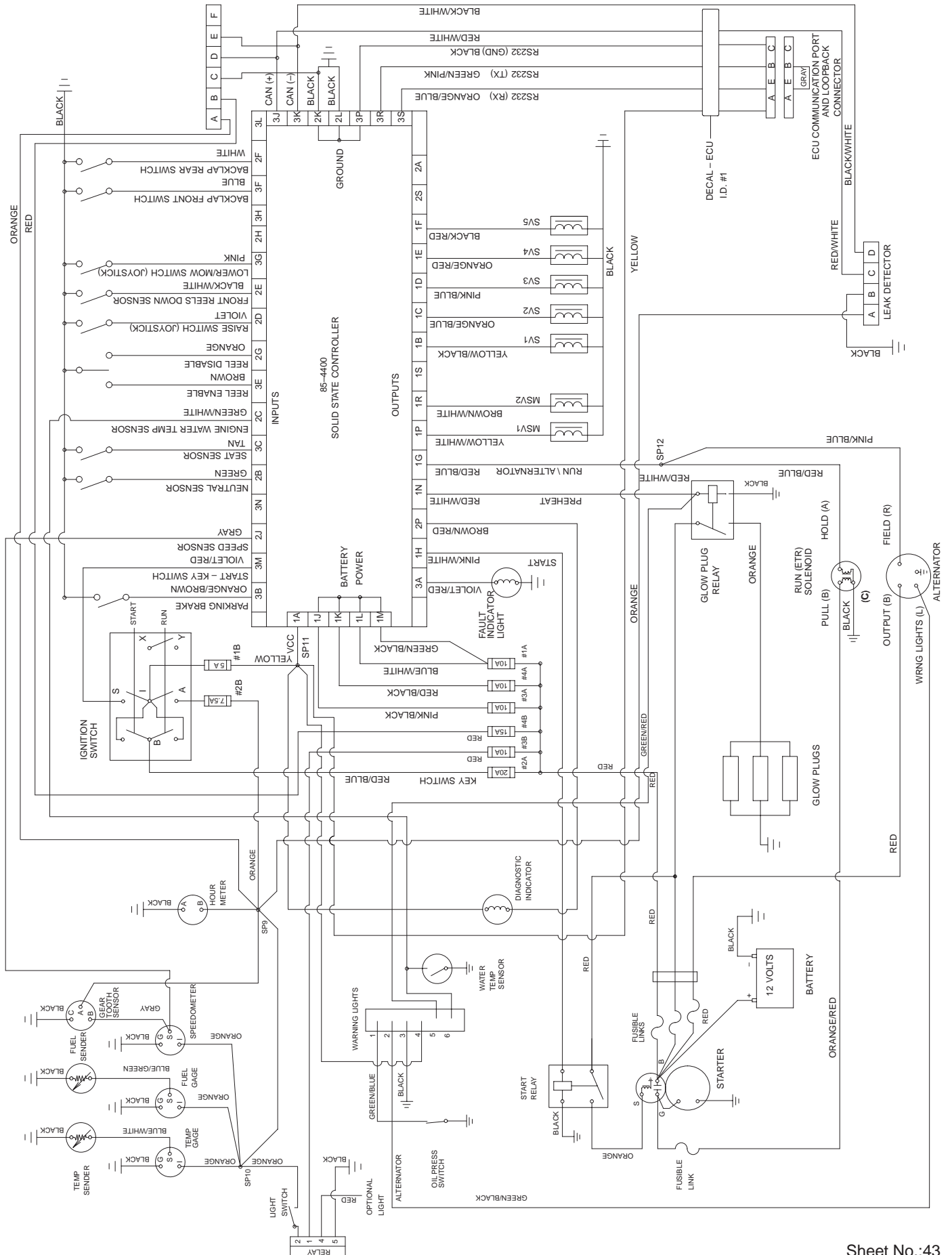
4WD Hydraulic Schematic (Model 03807 Only)

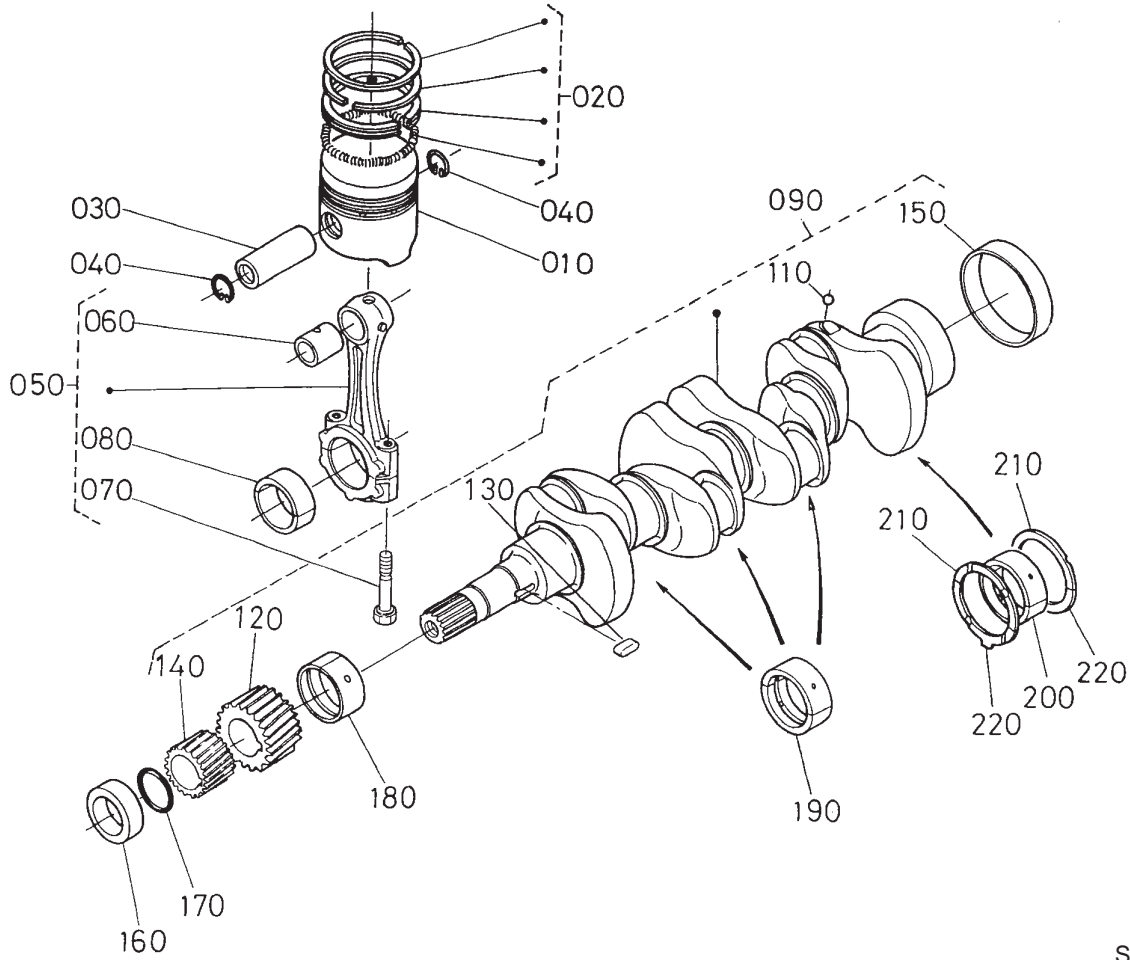


COMPONENT	DISPLACEMENT		PRESSURE		FLOW RATE *	
	in^3/rev	cm^3/rev	PSI	BAR	GPM	LPM
P1	.66	10.8			8.4	31.8
P2	.66	10.8			8.4	31.8
P3	.40	6.6			5.1	19.3
P4	2.48	40.6			31.6	119.5
P5	.84	13.8			10.7	40.5
M1	1.16	19				
M2	1.16	19				
M3	1.16	19				
M4	1.16	19				
M5	1.16	19				
M8	2.01	32.9				
M9	2.01	32.9				
M10	2.48	40.6				
V1	6.1	100				
R1			3000	207		
R2			2000	138		
R3			1500	104		
R4			50	3.5		
R5			250	17.2		
R6			4000	276		
R7			1500	103		

* FLOW RATE CALCULATED AT 3000 RPM AND 98% EFFICIENCY.

Electrical Schematic



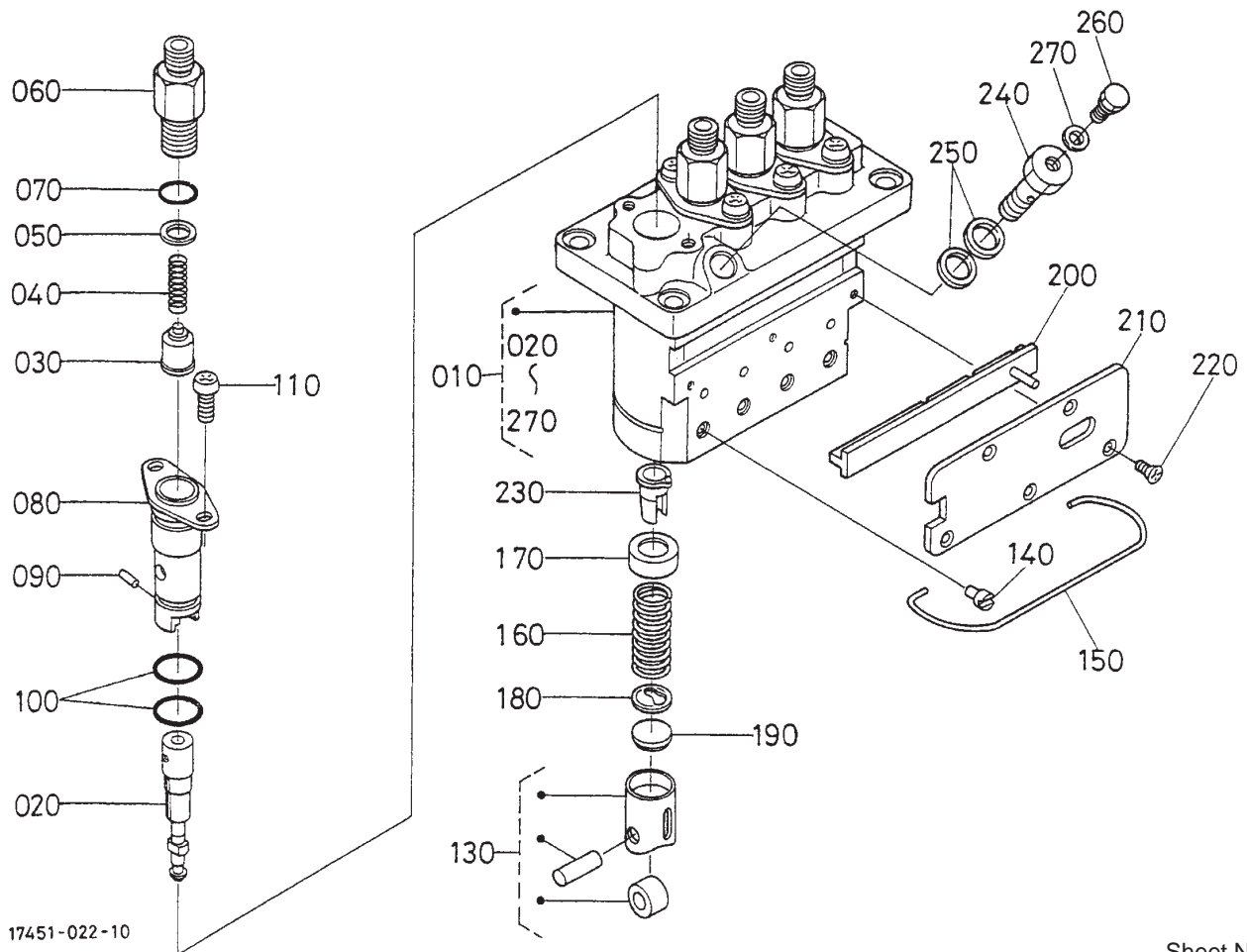


Sheet No.:59

Piston and Crankshaft Assembly

Ref. No.	Part No.	Qty.	Description
010	98-9550	4	Piston - STD
020	98-9551	4	Piston Ring ASM (STD)
020	98-9619	4	Piston Ring ASM (+0.5mm)
030	98-9513	4	Pin-Piston
040	98-9514	8	Clip-Circular, Piston Pin
050	98-9552	4	Connecting Rod ASM
060	98-9515	4	Bushing-Pin, Piston
070	98-9517	8	Bolt-Rod, Connecting
080	98-9553	4	Bearing-Rod (STD)
080	98-9519	4	Bearing-Rod (-0.2mm)
080	98-9520	4	Bearing-Rod (-0.4mm)
090	105-3718	1	Crankshaft-Complete
110	98-7473	4	Ball
120	98-9532	1	Gear-Crankshaft
130	98-9666	1	Key
140	98-9542	1	Gear-Drive, Oil Pump
150	98-9522	1	Sleeve-Crankshaft
160	98-9521	1	Collar-Crankshaft
170	98-9373	1	O-Ring
180	98-9529	1	Bearing-Main (-0.4mm)

Ref. No.	Part No.	Qty.	Description
180	98-9528	1	Bearing-Main (-0.2mm)
180	98-9554	1	Bearing-Main (STD)
190	98-9531	3	Bearing-Main (-0.4mm)
190	98-9530	3	Bearing-Main (-0.2mm)
190	98-9524	3	Metal-Crankshaft(STD d.set)
200	105-3720	1	Metal-Crankshaft (.4mm)
200	105-3719	1	Metal-Crankshaft (.2mm)
200	98-9556	1	Bearing-Main (STD)
210	98-9415	2	Bearing-Thrust (+0.4mm)
210	98-9414	2	Bearing-Thrust (+0.2mm)
210	99-6864	2	Metal - Side, STD
220	99-6869	2	Metal - Side, O/S 0.4mm
220	99-6868	2	Metal - Side, O/S 0.2mm
220	99-6867	2	Metal - Side, STD

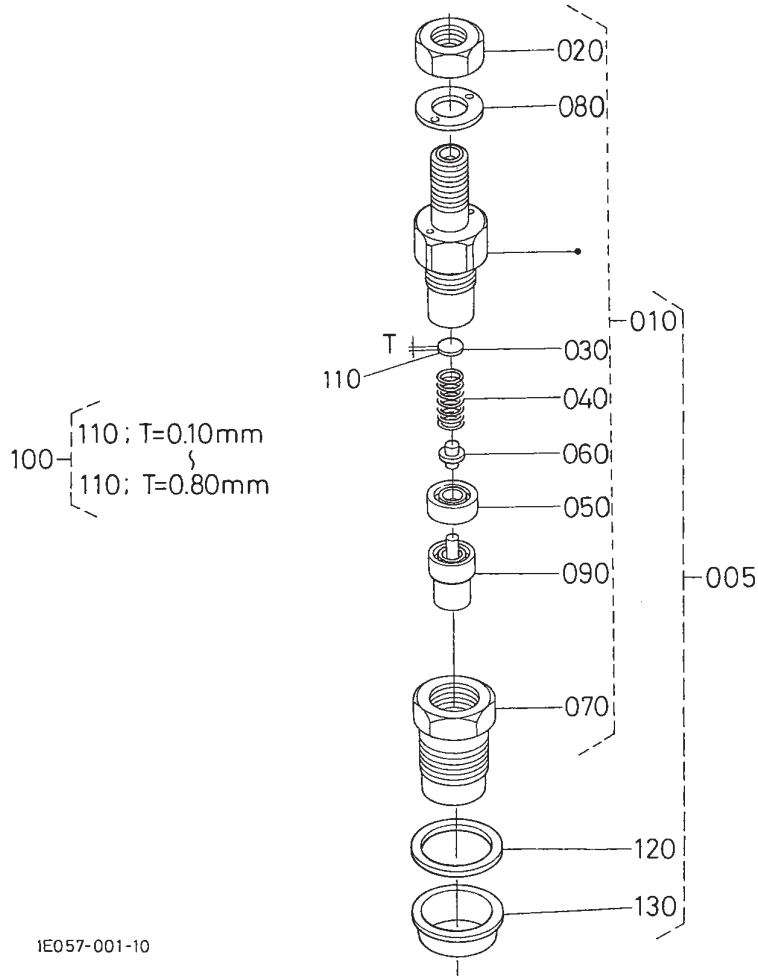


17451-022-10

Sheet No.:64

Injection Pump Component Assembly

Ref. No.	Part No.	Qty.	Description	Ref. No.	Part No.	Qty.	Description
010	105-3727	1	Injection Pump ASM	260	98-9430	1	Screw
020	98-9462	4	Element-Pump	270	98-9446	1	Gasket
030	98-9421	4	Valve-Delivery				
040	98-9424	4	Spring-Valve, Delivery				
050	98-9425	4	Gasket-Valve, Delivery				
060	98-9652	4	Holder-Valve, Delivery				
070	98-9447	4	O-Ring				
080	98-9434	4	Flange-Sleeve				
090	98-9443	4	Pin-Joint				
100	98-9423	8	O-Ring				
110	105-2892	8	Screw				
130	98-9422	4	Tappet ASM				
140	98-9426	4	Pin-Guide, Tappet				
150	105-3732	1	Pin-Clamp				
160	98-9428	4	Spring-Plunger				
170	98-9427	4	Seat-Spring, Upper				
180	98-9429	4	Seat-Spring, Lower				
190	98-9433	4	Shim				
200	105-3733	1	Rack-Control				
210	105-3734	1	Plate				
220	98-9442	5	Screw				
230	98-9432	4	Sleeve-Control				
240	98-9464	1	Bolt-Joint				
250	98-9445	2	Gasket				



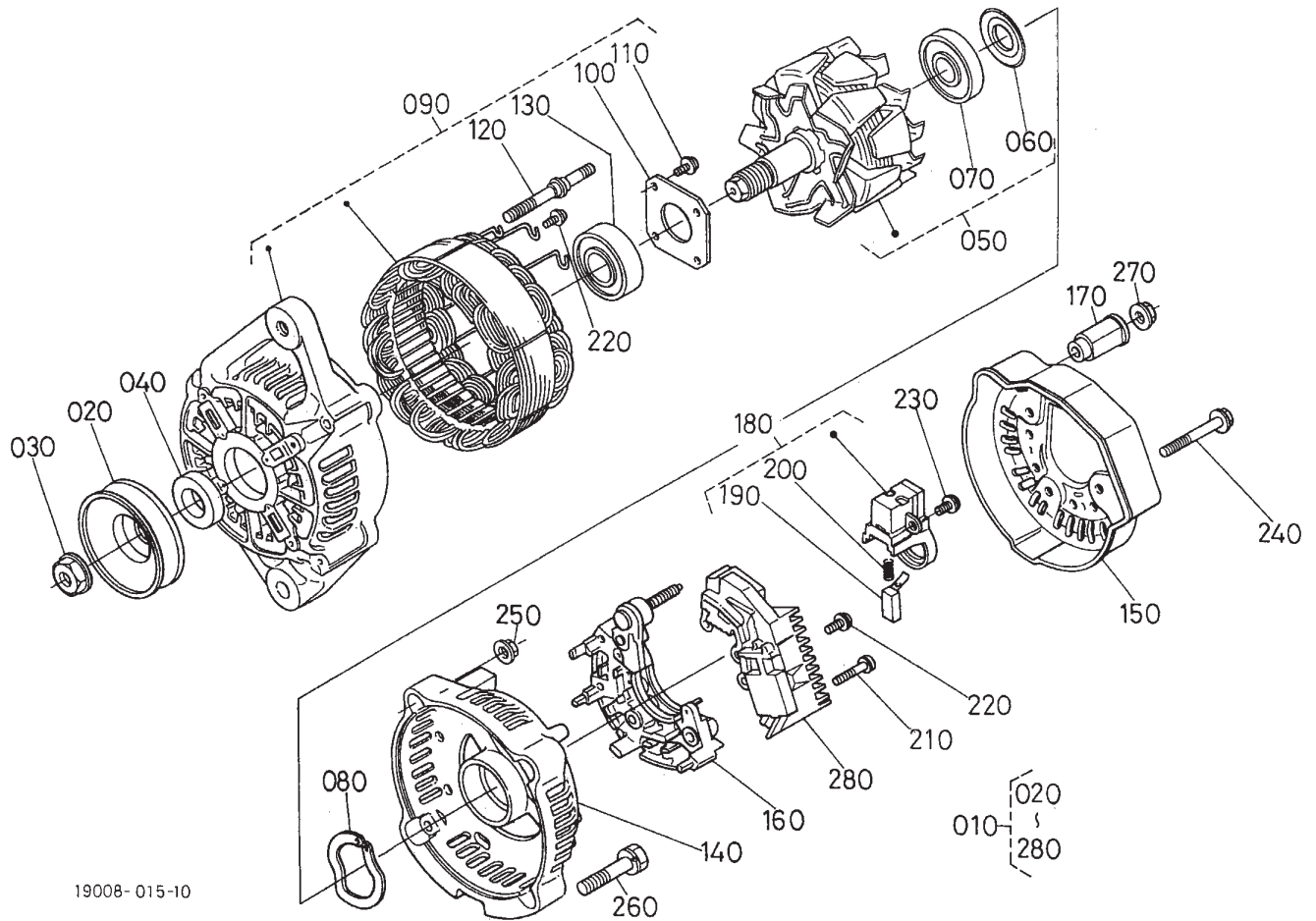
1E057-001-10

Sheet No.:67

Nozzle Holder Component Assembly

Ref. No.	Part No.	Qty.	Description
005	105-3740	4	Kit-Holder, Nozzle
010	98-9468	4	Nozzle Holder ASM
020	99-8301	4	Nut
030	99-8302	4	Washer-Adjusting
040	99-8303	4	Spring - Nozzle
050	99-8304	4	Spacer - Distance
060	99-8305	4	Rod-Push
070	99-8306	4	Nut - Nozzle
080	99-8307	4	Washer-Plain
090	99-8308	4	Piece - Nozzle
100	99-8309	4	Adjusting Washer ASM
110	99-8315	4	Washer-Adjust (0.52mm)
110	99-8316	4	Washer-Adjust (0.54mm)
110	99-8317	4	Washer-Adjust (0.56mm)
110	99-8318	4	Washer-Adjust (0.58mm)
110	99-8319	4	Washer-Adjust (0.80mm)
110	99-8310	4	Washer-Adjust (0.10mm)
110	99-8311	4	Washer-Adjust (0.20mm)

Ref. No.	Part No.	Qty.	Description
110	99-8312	4	Washer-Adjust (0.30mm)
110	99-8313	4	Washer-Adjust (0.40mm)
110	99-8314	4	Washer-Adjust (0.50mm)
120	98-7676	4	Gasket
130	98-7677	4	Seal



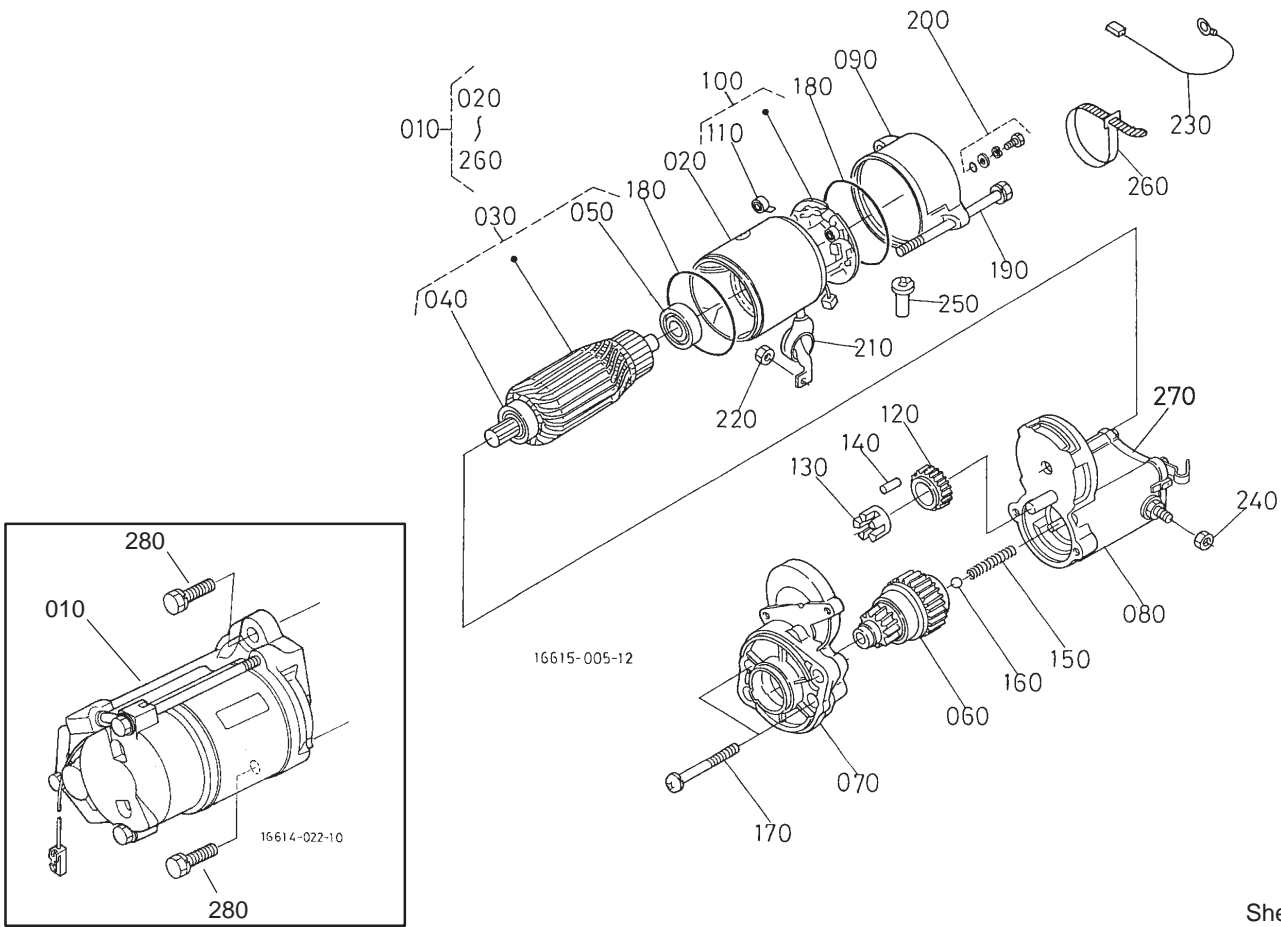
19008-015-10

Sheet No.:70

Alternator Component Assembly

Ref. No.	Part No.	Qty.	Description
010	98-9474	1	Alternator ASM
020	98-9453	1	Pulley-Dynamo
030	98-7708	1	Nut
040	98-7709	1	Collar
050	98-7710	1	Rotor
060	98-7711	1	Cover-Bearing
070	98-7712	1	Bearing-Ball
080	98-7713	1	Washer-Thrust
090	98-7714	1	Frame-End, Drive
100	98-7715	1	Plate-Retainer
110	98-7716	4	Screw-Head, Round
120	98-7717	2	Bolt-Through
130	98-7718	1	Bearing-Ball
140	98-7719	1	Frame-End
150	98-7720	1	Cover-End
160	98-7721	1	Rectifier ASM
170	98-7722	1	Bushing-Insulation
180	98-7723	1	Holder-Brush
190	98-7724	2	Brush
200	98-7725	2	Spring-Brush
210	98-7726	2	Screw-Head, Round
220	98-7727	6	Screw-Head, Round
230	98-7728	1	Screw-Head, Round
240	98-7729	3	Bolt
250	98-7730	2	Nut
260	98-7731	2	Bolt

Ref. No.	Part No.	Qty.	Description
270	98-7732	1	Nut
280	98-7733	1	Regulator ASM

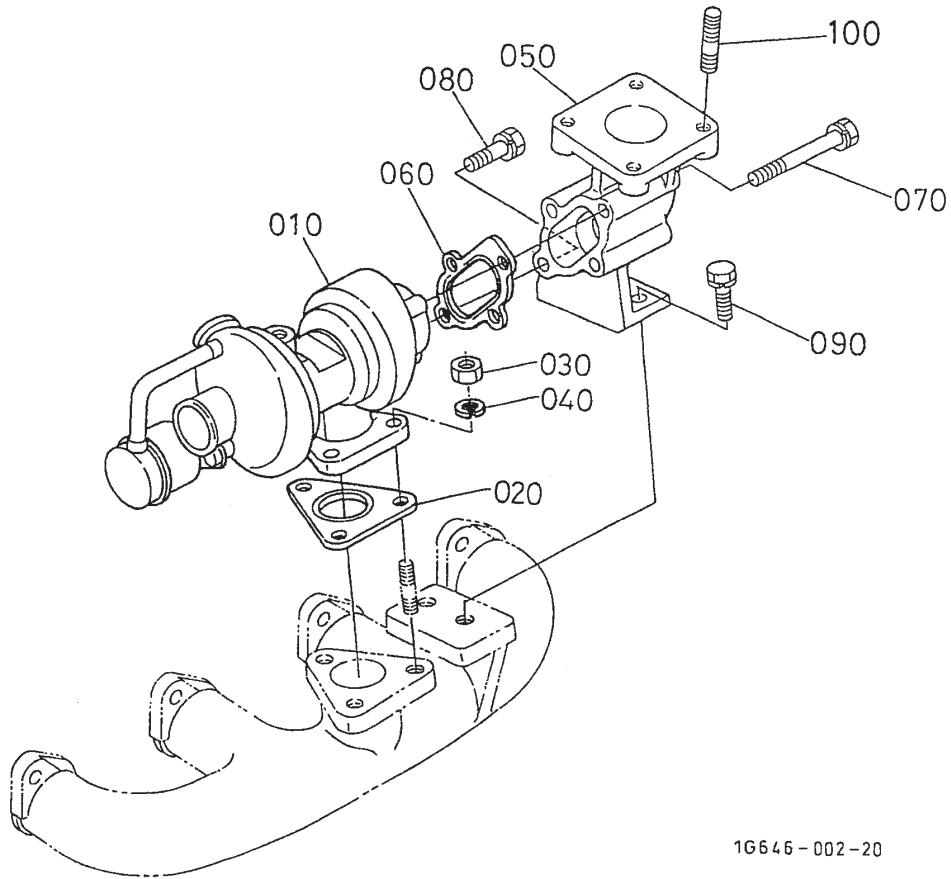


Sheet No.:71

Starter Assembly

Ref. No.	Part No.	Qty.	Description
010	98-9705	1	Starter ASM
020	104-8608	1	Yoke ASM
030	98-7742	1	Armature ASM
040	98-7744	1	Bearing
050	98-7743	1	Bearing
060	99-8373	1	Clutch-Running, Over
070	99-8374	1	Frame-End, Drive
080	105-3746	1	Magnetic Switch ASM
090	98-7748	1	Frame-End
100	98-7749	1	Brush Holder ASM
110	98-7750	4	Spring-Brush
120	98-7751	1	Gear
130	98-7752	1	Retainer
140	98-7753	5	Roller
150	98-7754	1	Spring
160	98-7755	1	Ball
170	98-7756	2	Bolt
180	98-7757	2	O-Ring
190	100-9240	2	Bolt
200	98-7758	2	Bolt ASM
210	99-8375	1	Cover
220	99-8371	1	Nut-Hex
230	98-9711	1	Cord-Solenoid, Stop
240	99-8376	1	Nut-Hex
250	98-7759	1	Pipe-Drain
260	98-9712	1	Band-Cover

Ref. No.	Part No.	Qty.	Description
270	105-2886	1	Cover ASM
280	98-7697	2	Bolt



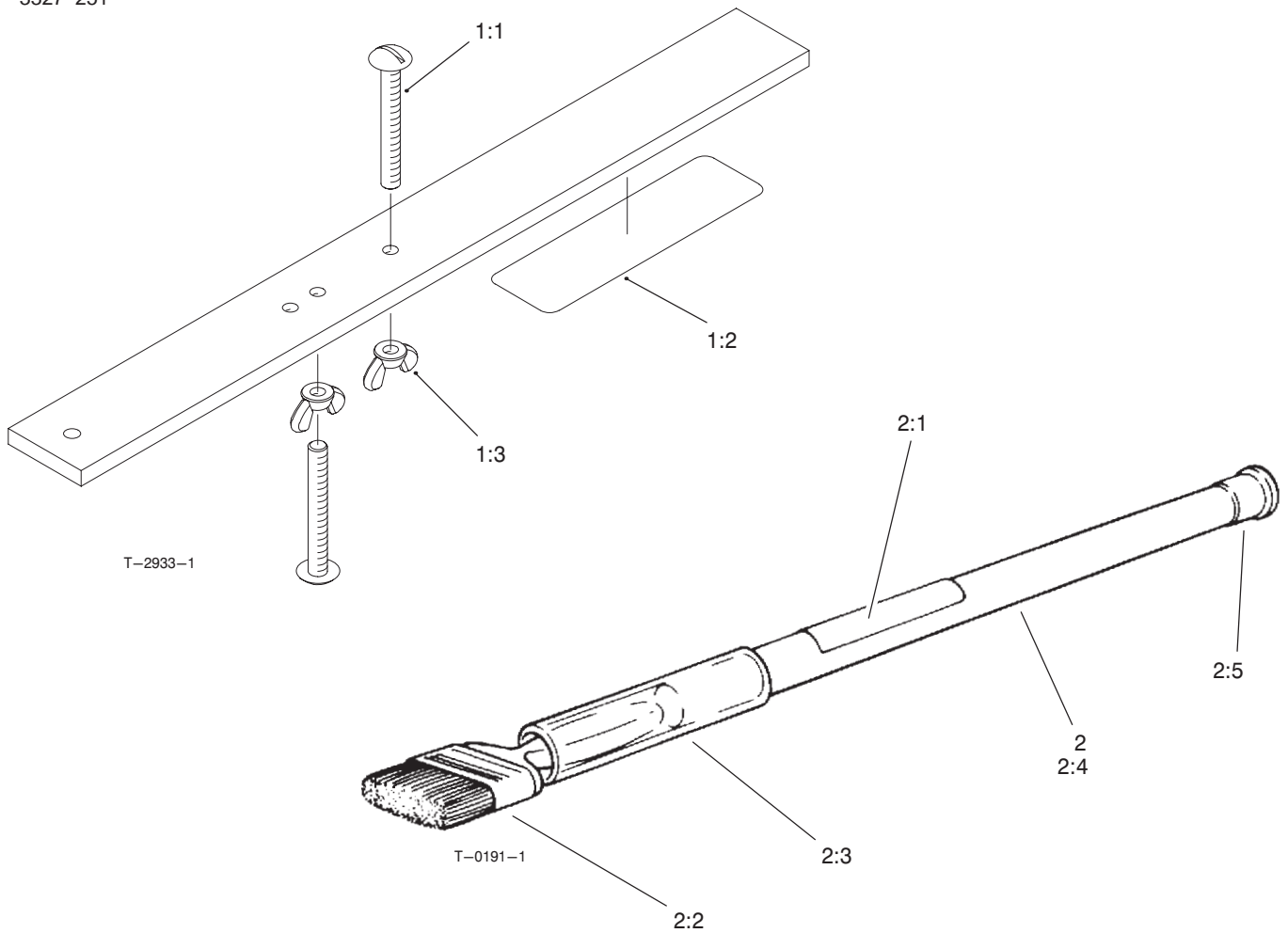
16646-002-20

Sheet No.:77

Turbo Charger Assembly

Ref. No.	Part No.	Qty.	Description
010	105-3766	1	Turbo Charger ASM
020	105-3767	1	Gasket
030	100-1559	3	Nut-Manifold, Exhaust
040	105-2893	3	Washer-Spring
050	99-8335	1	Flange-Muffler
060	105-3768	1	Gasket
070	105-2894	3	Bolt
080	105-2895	1	Bolt
090	98-7610	2	Bolt
100	98-7769	4	Stud

Ref. No.	Part No.	Qty.	Description



Gauge Bar and Backlapping Brush Assembly

Ref. No.	Part No.	Qty.	Description
1	98-1852	1	Gauge Bar ASM
1:1	32122-54	2	Screw
1:2	98-7976	1	Decal
1:3	32103-3	2	Nut-Wing
2	29-9100	1	Backlapping Brush ASM
2:1	12-9140	1	Decal
2:2	36-4310	1	Brush
2:3	29-9090	1	Hose-Handle
2:4	29-9080	1	Handle
2:5	2410-18	1	Plug

Ref. No.	Part No.	Qty.	Description

