



Reelmaster[®] 6700-D

4 Wheel Drive Traction Unit

Model No. 03808—220000001 and Up

Parts Catalog

Ordering Replacement Parts

To order replacement parts, please supply: the part number, the quantity, and the description of each part desired.

Understanding Reference Numbers

Each identified part in an illustration has a reference number. The reference number for a part also appears in the parts list, along with other information about the part.

This catalog uses two special reference number formats, one to indicate parts in a service assembly and another to indicate the quantity of a given part in an illustration.

Service Assembly Reference Numbers

Parts in service assemblies have reference numbers in the form **a:b**. The **a** represents the reference number of the entire service assembly and the **b** represents a sequential number unique to each part within the service assembly.

For example, a wheel assembly might be identified by reference number **6**, the tire by **6:1**, the valve by **6:2**, and the wheel by **6:3**. When you order the assembly identified by reference number **6**, you receive all parts identified by reference numbers **6:1**, **6:2**, and **6:3**. However, you may also order any part individually.

Reference numbers of this type appear in illustrations and in part lists.

Reference Numbers Indicating Quantity

In an illustration, if a reference number indicates more than one part, the reference number has the form **nX y**. The **n** represents the quantity of the part, the **X** is the multiplication symbol, and the **y** represents the reference number.

For example, in an illustration, the reference number **2X 37** means that two of the parts identified by reference number **37** are indicated.

Contents

Description	Page	Description	Page
Frame and Body Assembly	4	Hydraulic Cylinder Assembly No. 99–2550	56
Front Frame Assembly No. 105–0117	5	Reel Motor Assembly	57
Tool Box Assembly	6	No. 6 and 7 Rear Lift Arm Assembly	58
Control Console Assembly	7	Hydraulic Lift Cylinder Assembly No. 93–2631 ..	60
Control Console and Battery Assembly	9	No. 2 and 3 Tipper Support Bracket Assembly .	61
Hydraulic Filter and Reservoir Assembly	10	(ROPS) Roll–Over–Protection–System	
Fuel Tank and Filter Assembly	11	Assembly	62
Traction Pedal Assembly	12	Rear Axle Assembly No. 100–3784	
Brake Pedal Assembly	13	Bevel Pinion Shaft Assembly	63
Seat and Suspension Assembly	14	Rear Axle Assembly No. 100–3784 (Continued)	
Seat Suspension Assembly No. 75–3000	15	Differential Assembly	64
Seat Frame and Throttle Assembly	16	Rear Axle Assembly No. 100–3784 (Continued)	
Steering Wheel Assembly	17	Axle Support Assembly	65
Steering Control Assembly No. 105–3315	18	Rear Axle Assembly No. 100–3784 (Continued)	
Steering Tower Assembly	19	Bevel Gear Case Assembly	66
Front Hydraulic Drive Assembly	20	Rear Axle Assembly No. 100–3784 (Continued)	
Front Axle and Brake Assembly	21	Bevel Gear Shaft Assembly	67
Planetary Drive Assembly No. 92–7415–03	22	Rear Axle Assembly No. 100–3784 (Continued)	
LH Brake Assembly No. 100–3070–03	23	Axle Case Assembly	68
Hydraulic Motor Assembly No. 92–7385	24	Rear Axle Assembly No. 100–3784 (Continued)	
RH Brake Assembly No. 100–3069–03	25	Axle Assembly	69
Hydraulic Motor Assembly No. 93–7476	26	Hydraulic Schematic	70
Hydraulic Pump Installation Assembly	27	Electrical Schematic	71
Gear Pump Assembly No. 105–3317	28	Crankcase Assembly	72
Piston Pump Assembly No. 105–2890	29	Oil Pan Assembly	73
Manual Servo Control Assembly No. 93–6306 ..	30	Cylinder Head Assembly	74
Radiator Support and Shroud Assembly	31	Gear Case Assembly	75
Radiator and Screen Assembly	32	Head Cover Assembly	76
Engine Assembly	33	Dipstick and Guide Assembly	77
Muffler, Oil / Water / Fuel Filter and		Main Bearing Case Assembly	78
Air Cleaner Assembly	34	Camshaft and Idle Gear Shaft Assembly	79
Air Filter Assembly No. 100–2597	36	Piston and Crankshaft Assembly	80
Water and Fuel Filter Assembly No. 98–9305 ..	37	Flywheel Assembly	81
Rear Hydraulic Assembly	38	Fuel Camshaft and Governor Shaft Assembly .	82
4 Wheel Drive Axle Assembly	39	Idle Apparatus, Stop Solenoid and	
Hydraulic Motor Assembly No. 92–7386	40	Cover Assembly	83
Hydraulic Cylinder Assembly No. 98–3806	41	Injection Pump Assembly	84
Rear Hydraulic Control Block Assembly	42	Injection Pump Component Assembly	85
Hydraulic Manifold Mow Block Assembly	43	Speed Control Plate Assembly	86
Hydraulic Motor Assembly No. 98–9999	44	Nozzle Holder and Glow Plug Assembly	87
Mow Block Assembly No. 105–0105	45	Nozzle Holder Component Assembly	88
Valve Assembly No. 76–9970	46	Fork Lever (Governor) Assembly	89
Front Hydraulic Control Block and		Alternator and Pulley Assembly	90
Hose Assembly	47	Alternator Component Assembly	91
Hydraulic Manifold Lift Block		Starter Assembly	92
Assembly No. 104–3710	48	Water Flange and Thermostat Assembly	93
Front Lift Arm Assembly No. 1	49	Water Pump Assembly	94
Hydraulic Cylinder Assembly No. 93–2650	50	Reserve Tank Assembly	95
Front Lift Arm and Motor Assembly	51	Valve and Rocker Arm Assembly	96
Hydraulic Cylinder Assembly No. 99–6986	53	Inlet/Exhaust Manifold Assembly	97
Lift Arm and Cylinder Assembly	54		

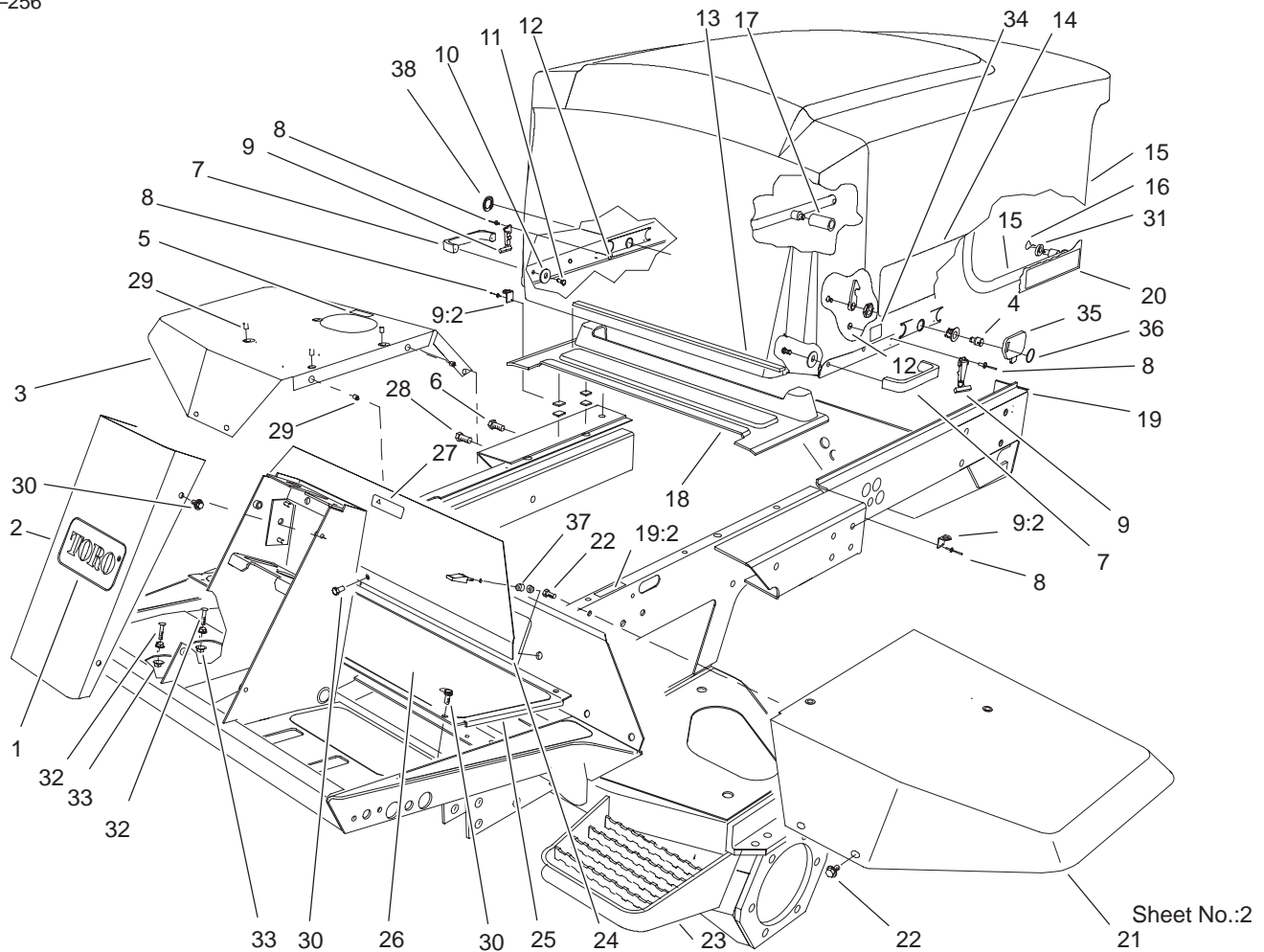
Contents (Continued)

Description	Page	Description	Page
Turbo Charger Assembly	98	Miscellaneous Parts	101
Oil Pipe (Turbo Charger) Assembly	99	Gauge Bar and Backlapping Brush Assembly .	102
Oil Cooler Assembly	100		

Part Description Abbreviations

Part descriptions in this catalog may include the following abbreviations.

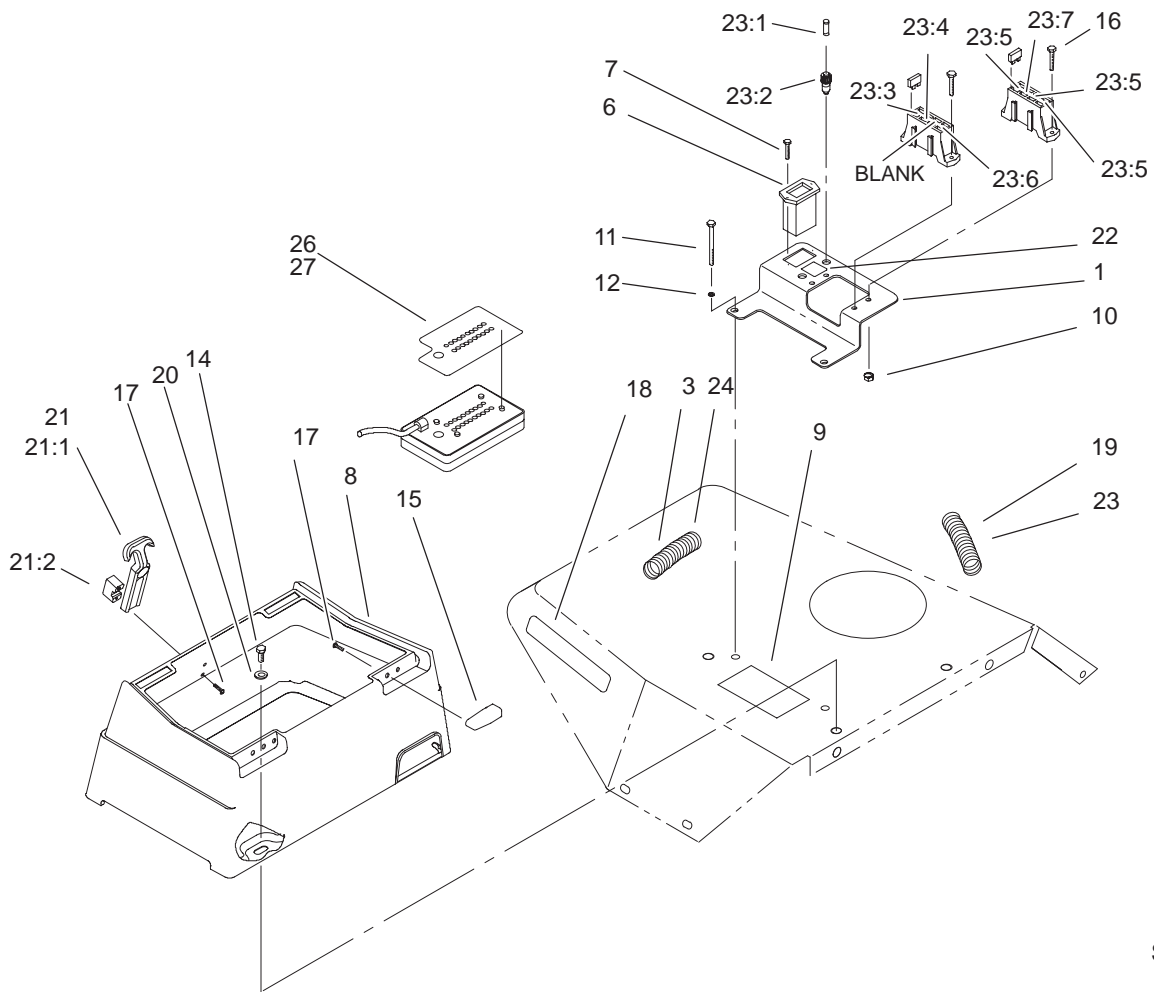
Abbreviation	Meaning	Abbreviation	Meaning
AR	as required	HYD	hydraulic
ASM	assembly	INC	incorporated
CARR	carriage	LH	left hand
DEG	degrees	NI	nylon insert
FH	flat head	PPH	Phillips pan head
GA	gauge	PTH	Phillips truss head
HF	hex flange	PTO	power take off
HH	hex head	RH	right hand
HHF	hex head flange	SFH	slotted fillister head
HLH	hex lag head	SHH	slotted hex head
HJ	hex jam	SQH	square head
HOC	height-of-cut	SHWH	slotted hex washer head
HS	hex socket	SPH	slotted pan head
HSBH	hex socket button head	SRH	slotted round head
HSFH	hex socket flat head	STD	standard
HSH	hex socket head	TAP	self tapping
HWH	hex washer head	TTH	Torx truss head
HWHTF	hex washer head thread forming	WH	wing head



Frame and Body Assembly

Ref. No.	Part No.	Qty.	Description
1	62-5550	1	Decal-Toro
2	93-7996-01	1	Cover-Tower
3	94-3049-01	1	Fender-RH
4	105-3301	1	Latch
5	93-6686	1	Decal-Oil, Hyd
6	33106-035	8	Screw-HHF
7	65-5100	2	Handle-Door
8	3269-8	8	Rivet
9	59-9740	2	Flex Draw Latch ASM
9:2	249-40	1	Keeper
10	3256-78	4	Washer-Flat
11	46-8091	4	Screw-HWH
12	3269-10	4	Washer-Back
13	92-7633	1	Bumper-Hood
14	92-7524	2	Decal-Rm 6700
15	105-0130	1	Hood
16	3290-467	2	Pin-Hair
17	93-7582	1	Hose
18	94-2617	1	Pump Cover ASM
19	105-0116	1	Rear Frame ASM
19:2	93-1265	1	Decal-Surface, Hot
20	72-3560	2	Decal-4wd
21	75-3860-01	1	Fender-LH
22	3234-14	10	Screw-HHF
23	105-0117	1	Front Frame ASM
24	75-1390-01	1	Cover-Access, Front

Ref. No.	Part No.	Qty.	Description
25	75-1410-01	1	Plate-Access, Floor
26	75-0630	1	Tread-Foot, Center
27	93-9425	1	Decal-Danger
28	3234-18	2	Screw-HHF
29	32148-7	5	Nut-Insert
30	3234-7	9	Screw-HHF
31	66-6480	2	Washer
32	17-9420	2	Screw-Handle
33	32128-20	4	Nut-HF
34	93-7252	1	Decal-International
35	99-8970	1	Key-Latch, Hood
36	98-9321	1	Ring-Key
37	74-5950	2	Latch-Swell
38	104-1453	1	Grommet

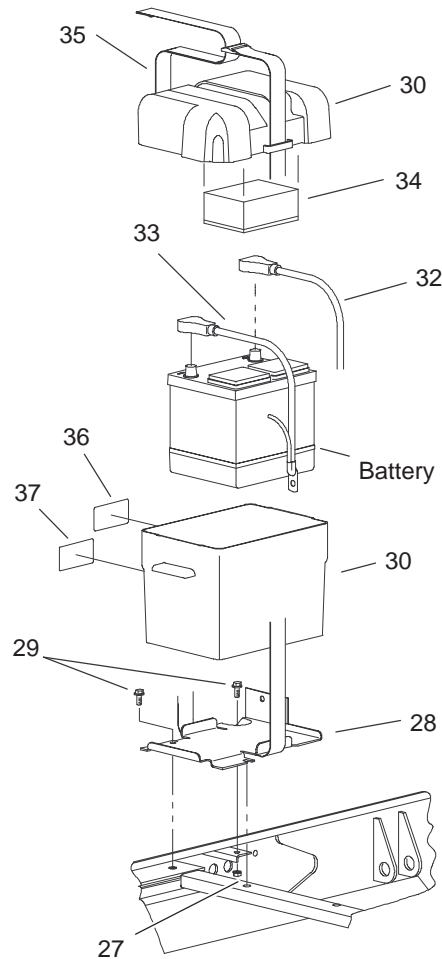
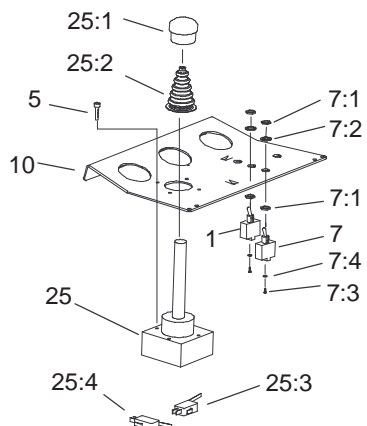
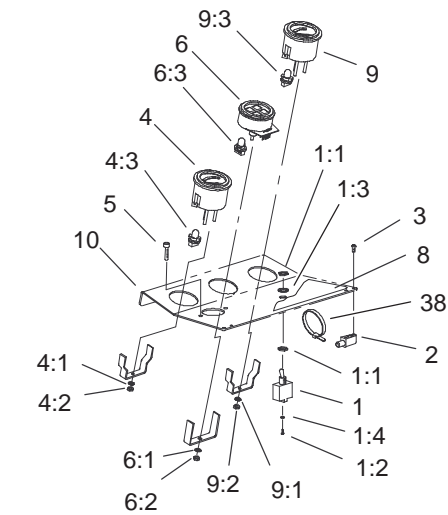


Sheet No.:4

Control Console Assembly

Ref. No.	Part No.	Qty.	Description
1	105-0137-03	1	Bracket-Fuse Block
3	105-3353	1	Harness-Wire
6	75-6820	1	Hourmeter
7	32144-18	2	Screw-HH
8	104-0027	1	Box-Control
9	104-5229	1	Decal-Fuses, Ce
10	3296-2	4	Nut-Lock
11	321-4	2	Screw-HH
12	3253-3	2	Washer-Lock
14	322-4	3	Screw-HH
15	104-1497	2	Hinge-Receiver
16	32105-13	4	Screw-Shh
17	32144-1	6	Screw-Taptite
18	93-6689	1	Decal-No Riders
19	94-6343	1	Decal-I.d., Wire
20	3256-23	3	Washer-Flat
21	94-5626	1	Latch-Draw, Flexible
21:1	100-5806	1	Handle-Latch
21:2	100-5807	1	Keeper-Latch
22	104-9298	1	Decal-Controller
23	105-0119	1	Harness-Wire, Console
23:1	219-19	1	Lamp-Green
23:2	85-4491	1	Light-Indicator (Includes Lamp)
23:3	94-9157	1	Fuse-Blade, 4 Amp

Ref. No.	Part No.	Qty.	Description
23:4	114241	1	Fuse-7.5 Amp
23:5	218-578	3	Fuse-10 Amp
23:6	109355	1	Fuse-15 Amp
23:7	109101	1	Fuse-20 Amp
24	94-6344	1	Decal-Wire
26	105-9267	1	Decal-Diagnostic, Control
27	104-5221	1	Decal-Diagnostic, Control

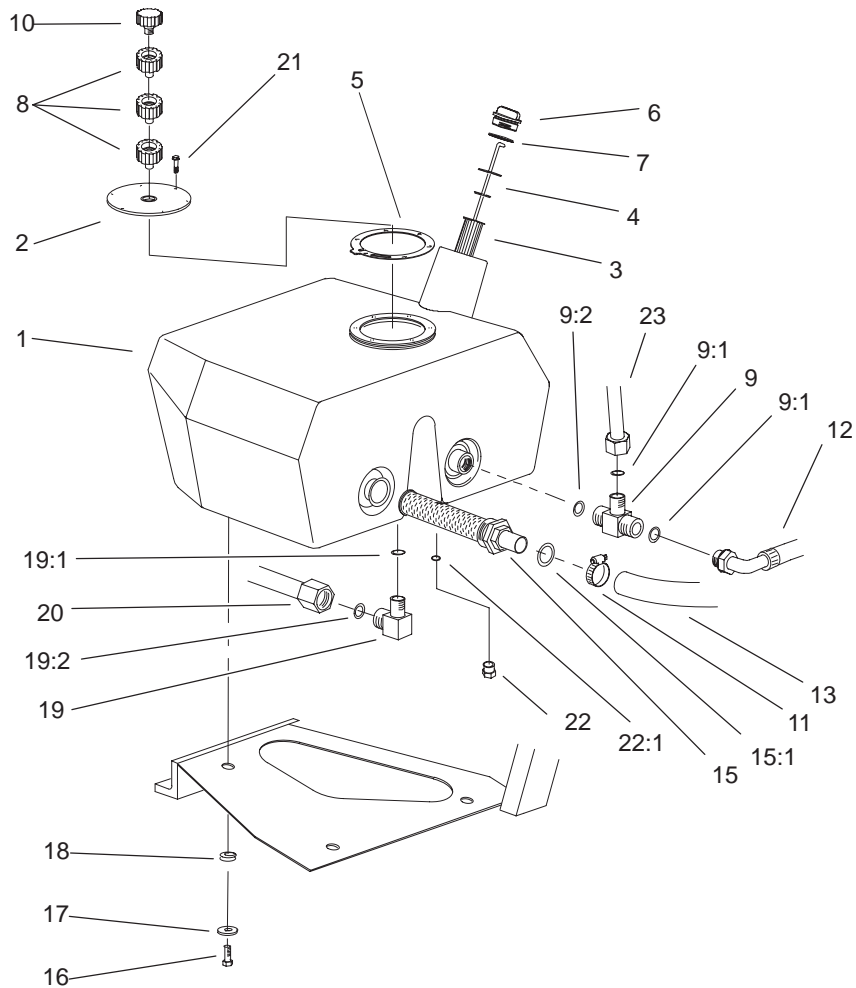


Sheet No.:5

Control Console and Battery Assembly

Ref. No.	Part No.	Qty.	Description
1	99-8352	1	Switch-Backlap, Master
1:1	218-498	2	Locknut-Hex
1:2	218-588	3	Screw
1:3	218-589	1	Washer
1:4	3253-19	3	Washer-Lock/Sp
2	104-1496	2	Hinge-Pin
3	32144-1	4	Screw-Taptite
4	98-9339	1	Gauge-Fuel
4:1	3254-1	3	Washer-Lock, Internal
4:2	3217-27	3	Nut-Hex
4:3	105-9265	1	Bulb And Lamp ASM
5	60-6500	4	Screw-HH
6	98-9306	1	Light-Warning
6:1	3254-1	1	Washer-Lock, Internal
6:2	3217-27	1	Nut-Hex
6:3	105-9264	4	Bulb And Lamp ASM
7	75-1010	2	Switch-Reels
7:1	218-498	2	Locknut-Hex
7:2	218-589	1	Washer
7:3	218-588	2	Screw
7:4	3253-19	2	Washer-Lock/Sp
8	105-0123	1	Decal-Console
9	98-9308	1	Gauge-Temperature
9:1	3254-1	3	Washer-Lock, Internal
9:2	3217-27	3	Nut-Hex

Ref. No.	Part No.	Qty.	Description
9:3	105-9265	1	Bulb And Lamp ASM
10	104-1498-03	1	Panel-Control
25	93-9196	1	Joystick-6 Position
25:1	3290-489	1	Knob
25:2	94-2600	2	Boot-Joystick
25:3	94-2601	4	Microswitch
25:4	94-2602	2	Actuator-Joystick
27	3296-29	1	Nut-Lock, NI
28	93-7974-03	1	Plate-Battery Box
29	3234-5	3	Screw
30	93-7595	1	Box-Battery
32	105-0114	1	Cable-Battery, Positive
33	105-0115	1	Cable-Battery, Negative
34	93-7968	1	Pad-Foam
35	94-1445	1	Strap-Battery
36	93-6668	1	Decal-Battery
37	93-7276	1	Decal-Danger
38	3290-378	2	Tie-Cable



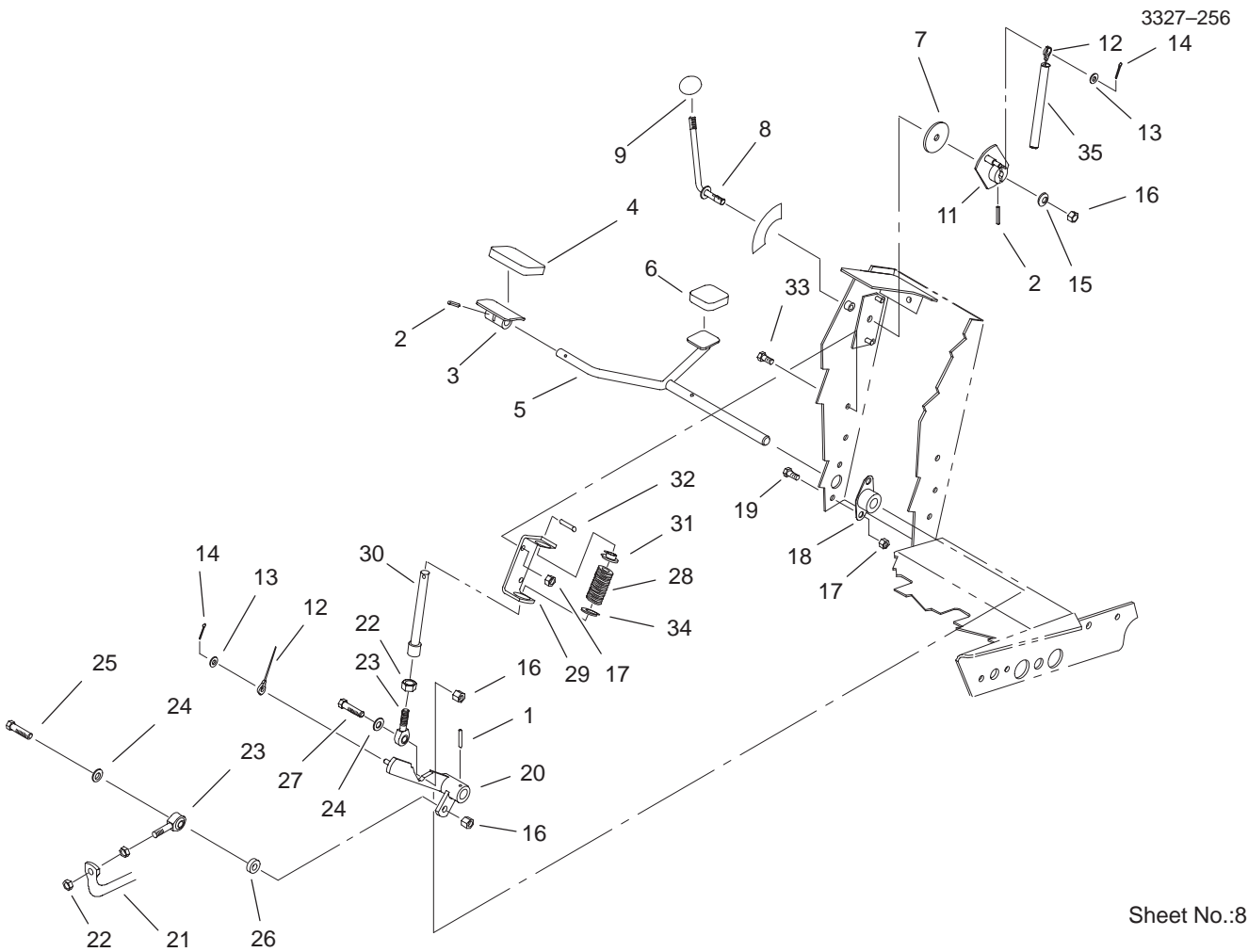
Sheet No.:6

Hydraulic Filter and Reservoir Assembly

Ref. No.	Part No.	Qty.	Description
1	104-9254	1	Tank-Oil
2	99-2580	1	Cover-Tank
3	61-2790	1	Filter-Screen
4	75-3710	1	Dipstick
5	93-7499	1	Gasket
6	93-7498	1	Plug-Plastic
7	94-8166	1	O-Ring
8	92-8020	3	Adapter-Breather
9	104-3795	1	Fitting-Tee, Hyd
9:1	340-65	2	O-Ring
9:2	237-146	1	O-Ring
10	68-6150	1	Breather-Air
11	2412-111	1	Clamp
12	104-3790	1	Pump Return Hose ASM
13	104-3792	1	Hose-Suction
15	105-0131	1	Strainer-Tank, Oil
15:1	340-136	1	O-Ring
16	33105-025	3	Screw-HHF
17	63-8410	3	Washer
18	240-11	3	Grommet-Mount, Tank
19	340-98	1	Fitting-Hyd, 90°
19:1	237-79	1	O-Ring
19:2	237-30	1	O-Ring
20	92-7478	1	RH Motor Tube ASM

Ref. No.	Part No.	Qty.	Description
21	33104-020	6	Screw-HHF
22	353-508	1	Plug
22:1	237-42	1	O-Ring
23	104-3748	1	Hydraulic Tank Tube ASM
*23:1	340-65	1	O-Ring

* Not illustrated

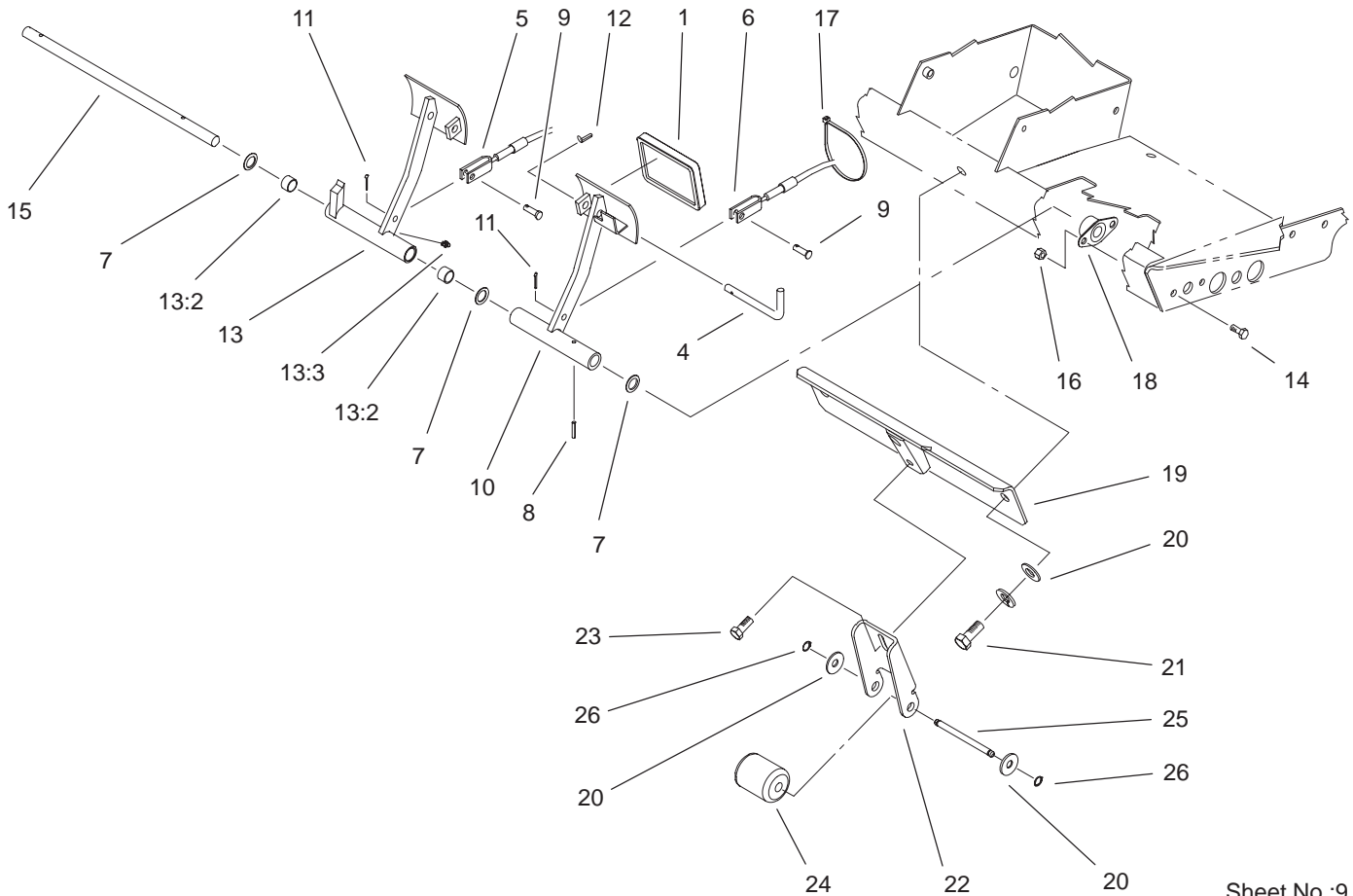


Sheet No.:8

Traction Pedal Assembly

Ref. No.	Part No.	Qty.	Description
1	32121-6	1	Pin-Roll
2	32121-45	2	Pin-Spring
3	49-6440-03	1	Pedal-Forward
4	74-9100	1	Pad-Pedal, Forward
5	75-2970	1	Pedal-Traction
6	74-9110	1	Pad-Pedal, Reverse
7	75-6550	1	Disc-Friction
8	75-6490	1	Lever
9	233-42	1	Knob
11	75-6510	1	Bracket-Lever
12	75-6580	1	Cable-Pedal
13	3256-22	2	Washer-Flat
14	3272-2	2	Pin-Cotter
15	3290-461	1	Washer-Spring
16	3296-39	3	Nut-Lock, NI
17	32128-20	4	Nut-HF
18	256-236	2	Bearing-Mount, Flange
19	322-3	4	Screw-HH
20	75-3270-03	1	Hub-Pivot, Traction
21	100-3893-03	1	Tube-Pump Control
22	3220-3	3	Nut-Jam
23	2411-36	2	Bearing-End, Rod
24	3256-24	2	Washer-Flat
25	323-9	1	Screw-HH
26	5-0652	1	Spacer

Ref. No.	Part No.	Qty.	Description
27	323-29	1	Screw-HH
28	60-5700	1	Spring
29	92-7608-03	1	Bracket-Spring
30	92-7609	1	Shaft-Spring
31	92-7610	1	Retainer-Spring
32	32121-11	1	Pin-Roll
33	32144-14	2	Screw-HWH
34	3256-5	1	Washer-Flat
35	95-7151	1	Tube-Convolved



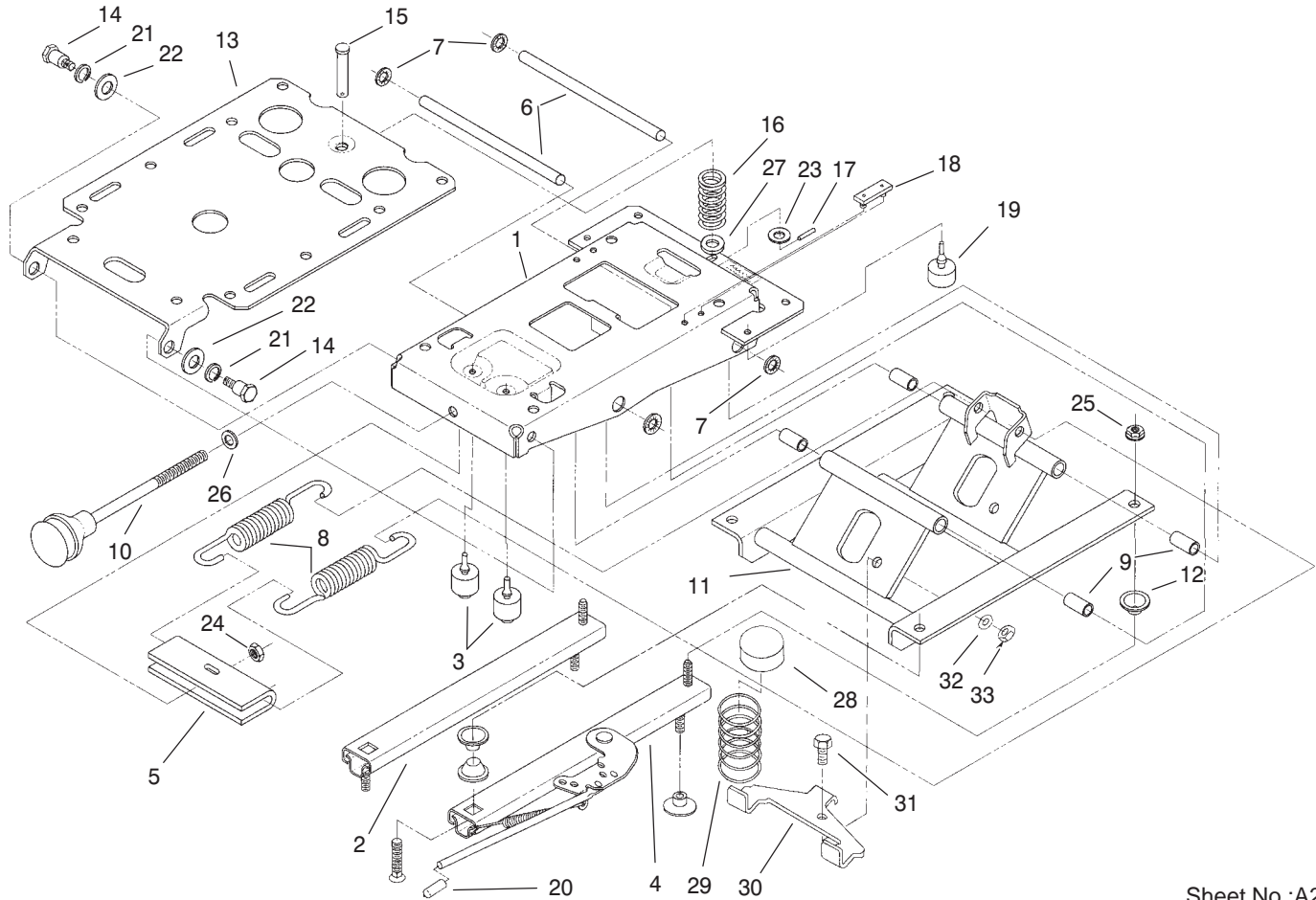
Sheet No.:9

Brake Pedal Assembly

Ref. No.	Part No.	Qty.	Description
1	93-8742	2	Footpad-Brake
4	63-7880	1	Pin-Latch, Brake
5	92-7530	1	LH Brake Cable ASM
6	92-7529	1	RH Brake Cable ASM
7	3256-69	3	Washer-Flat
8	32121-16	1	Pin-Spring
9	283-58	2	Pin-Clevis
10	75-1440-03	1	Pedal-Brake, LH
11	3272-10	2	Pin-Cotter
12	32121-50	1	Pin-Spring
13	75-1430	1	Pedal-Brake, RH
13:2	256-42	2	Bushing
13:3	302-5	1	Fitting-Grease
14	322-3	4	Screw-HH
15	75-1470	1	Pin-Pivot, Brake
16	32128-20	4	Nut-HF
17	3290-378	1	Tie-Cable
18	256-236	2	Bearing-Mount, Flange
19	105-0138-03	1	Stabilizer
20	3256-26	2	Washer-Flat
21	33106-035	2	Screw-HHF
22	100-3868-03	1	Bracket-Tipper
23	3234-1	2	Screw-HHF
24	75-5390	1	Roller

Ref. No.	Part No.	Qty.	Description
25	75-5400	1	Pin-Roller
26	32151-61	2	Ring-Retaining

3327-256

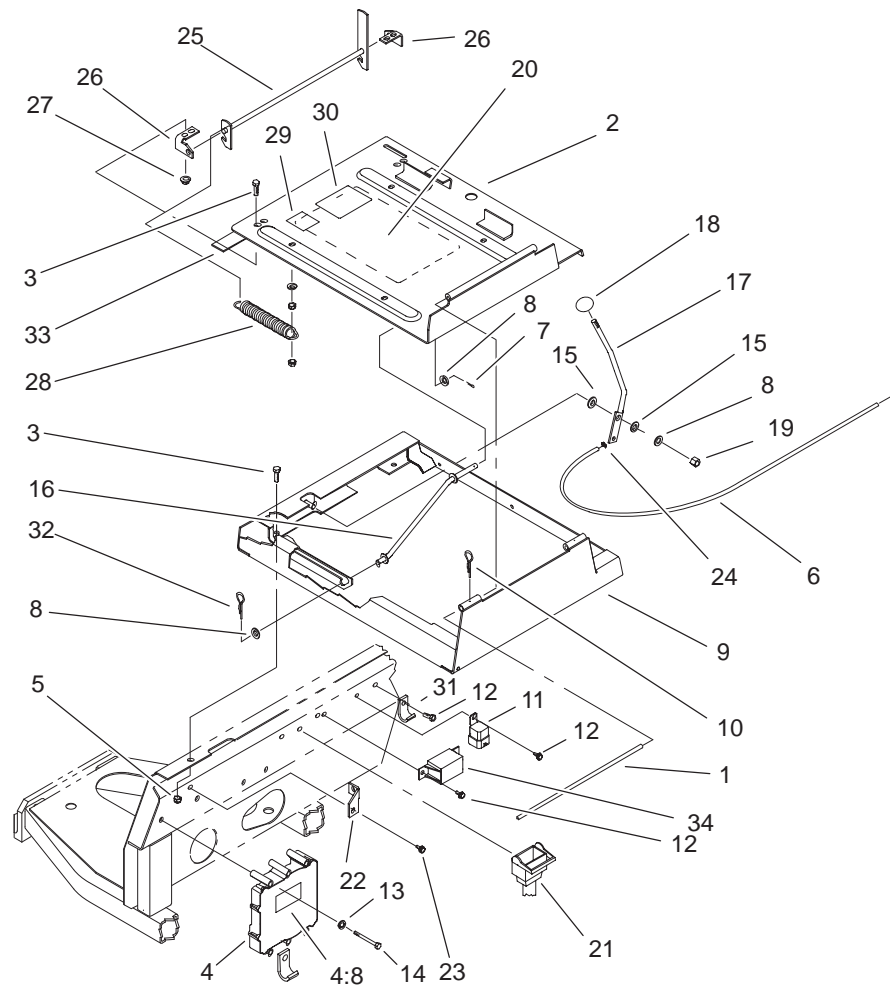


Sheet No.:A2
T-3437

Seat Suspension Assembly No. 75-3000

Ref. No.	Part No.	Qty.	Description
1	75-3480	1	Frame-Upper
2	66-8530	1	Adjuster
3	66-8520	2	Bumper-Downstop
4	82-9060	1	Adjuster W/Handle
5	77-2870	1	Hanger-Spring
6	76-1910	2	Shaft-Pivot
7	66-8560	4	Nut-Push
8	76-1940	2	Spring-Extension
9	76-1920	4	Sleeve-Bearing
10	76-1930	1	Knob-Adjuster, Tension
11	66-8610	1	Frame-Lower
12	66-9290	6	Spacer-Suspension
13	75-3580	1	Plate-Seat
14	75-3510	2	Bolt-Shoulder
15	80-4860	1	Pin-Clevis
16	75-3530	1	Spring-Compression
17	75-3540	1	Pin-Roll
18	75-3550	2	Bumper-Seat
19	76-2940	2	Bumper
20	75-3570	1	Tip-Vinyl
21	3253-6	2	Washer-Lock
22	3256-26	2	Washer-Flat
23	3256-24	1	Washer-Flat
24	3296-44	1	Nut-Lock, NI
25	32128-26	4	Nut-Flange

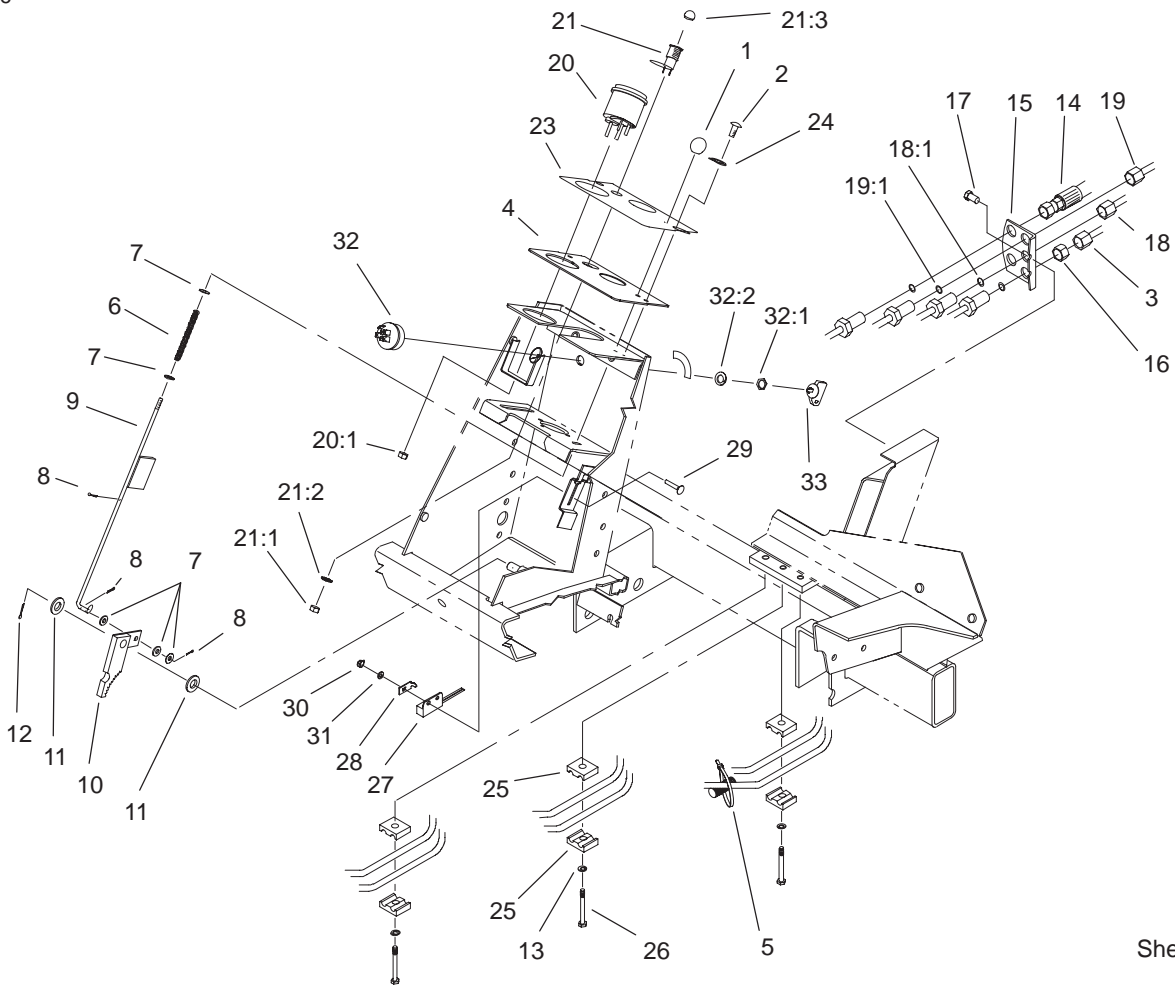
Ref. No.	Part No.	Qty.	Description
26	3256-46	1	Washer-Flat
27	3256-5	1	Washer-Flat
28	93-3164	2	Cap
29	93-3163	2	Spring
30	93-3165	1	Bracket
31	322-6	1	Screw-HH
32	3253-33	1	Washer-Lock
33	3217-6	1	Nut-Hex



Sheet No.:11

Seat Frame and Throttle Assembly

Ref. No.	Part No.	Qty.	Description	Ref. No.	Part No.	Qty.	Description
1	75-3400	1	Shaft-Pivot, Seat	25	98-2354-03	1	Latch-Seat
2	98-2350-03	1	Plate-Seat	26	98-2353	2	Bracket-Latch, Seat
3	322-3	8	Screw-HH	27	32128-25	4	Nut-Flange
4	92-5720	2	Controller-Electronic	28	66-4190-03	1	Spring-Idler, Clutch
4:8	93-8053	1	Decal	29	105-4674	1	Decal-Noise, Ce
5	3296-29	4	Nut-Lock, NI	30	85-6910	1	Decal-Rating, Noise
6	105-0102	1	Cable-Throttle	31	2412-109	2	Clip-J
7	3272-10	1	Pin-Cotter	32	3290-307	1	Pin-Hair
8	3256-24	3	Washer-Flat	33	94-8146	1	Strip-Foam
9	98-2352-03	1	Frame-Seat	34	66-8800	1	Relay
10	3290-467	1	Pin-Hair				
11	70-1480	1	Relay				
12	32144-10	4	Screw-HWH				
13	3253-3	3	Washer-Lock				
14	321-36	3	Screw-HH				
15	52-2900	2	Washer				
16	75-3680-03	1	Rod-Seat				
17	93-7598-03	1	Lever-Throttle				
18	233-42	1	Knob				
19	3296-39	1	Nut-Lock, NI				
20	105-9268	1	Decal-Solenoid Info, Ce				
21	105-3352	1	Harness-Wire, Main				
22	92-7396-03	1	Mount-Cable				
23	49-2040	1	Screw-Tapping				
24	52-5910	1	Ring-Retaining				

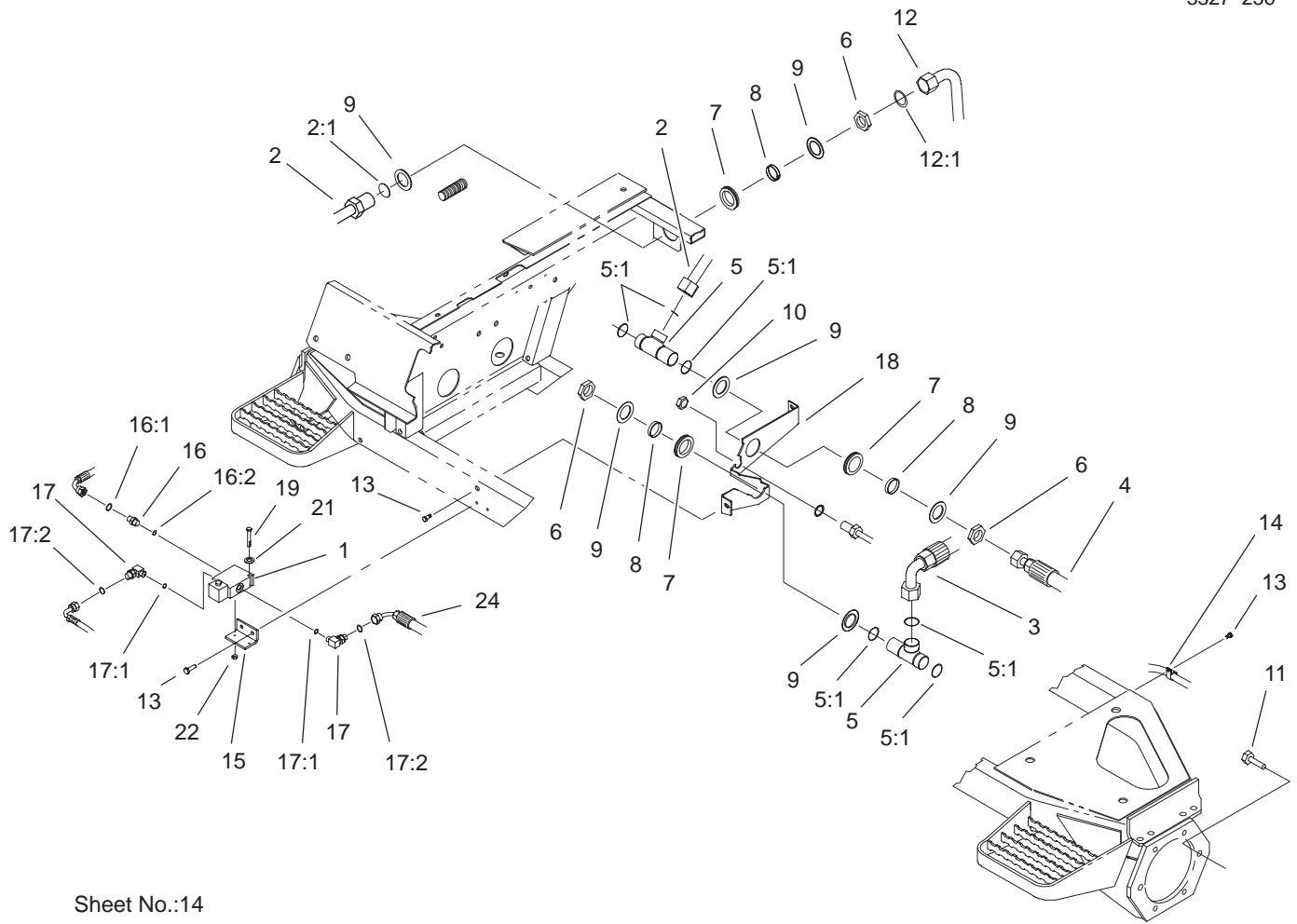


Sheet No.:13

Steering Tower Assembly

Ref. No.	Part No.	Qty.	Description
1	233-17	1	Knob
2	87-6620	2	Screw-Special
3	104-3738	1	Hyd Tube ASM
4	93-7998-03	1	Plate-Instrument
5	3290-379	1	Tie-Cable
6	95-1821-03	1	Spring-Compression
7	3256-22	5	Washer-Flat
8	3272-5	3	Pin-Cotter
9	104-1492	1	Rod ASM
10	63-7900-03	1	Rack ASM
11	3256-26	2	Washer-Flat
12	3272-10	1	Pin-Cotter
13	3256-23	3	Washer-Flat
14	105-7926	1	Steering Hose ASM
15	92-7606-03	1	Bracket-Bulkhead
16	340-70	4	Locknut-Bulkhead
17	32144-11	2	Screw-TAP
18	104-3745	1	Straight Tube ASM, Rear RH
18:1	237-22	1	O-Ring
19	104-3746	1	Straight Tube ASM, Rear In
19:1	237-22	1	O-Ring
20	105-3304	1	Speedometer
20:1	3296-1	4	Nut-Lock NI
21	44-2210	1	Light-Indicator, Red

Ref. No.	Part No.	Qty.	Description
21:1	218-535	1	Nut-Hex
21:2	218-536	1	Washer-Lock
21:3	218-533	1	Lens
23	93-1263	1	Decal-Tower
24	3256-1	2	Washer-Flat
25	56-7973	6	Clamp-Tube
26	322-6	3	Screw-HH
27	100-1270	1	Switch-Proximity
28	100-4872	1	Plate-Switch, Neutral
29	104-1450	1	Bolt-CARR
30	3296-2	1	Nut-Lock
31	3256-14	1	Washer-Flat
32	27-2360	1	Switch-Key
32:1	218-446	1	Nut-Hex
32:2	218-447	1	Washer-Lock
33	63-8360	1	Key-Ignition

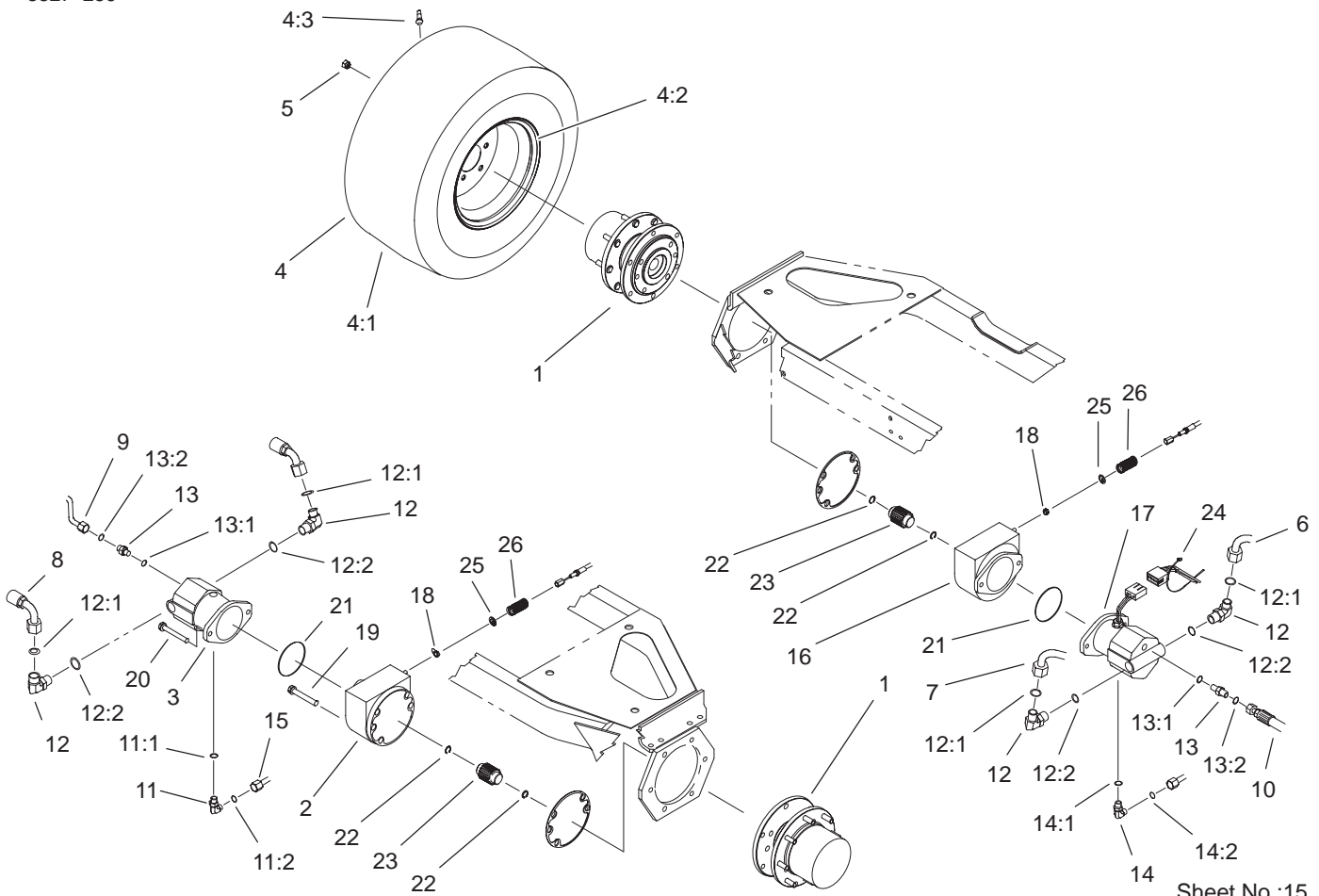


Sheet No.:14

Front Hydraulic Drive Assembly

Ref. No.	Part No.	Qty.	Description
1	105-3303	1	Flow Divider Valve ASM
2	104-3719	1	Hyd Tube ASM
2:1	340-65	1	O-Ring
3	105-7922	1	Hyd Hose ASM
4	92-7486	1	Hydraulic Hose ASM
5	92-7550	2	Fitting-Bulkhead Tee
5:1	340-65	3	O-Ring
6	340-128	3	Nut-Bulkhead
7	240-2	3	Grommet-Rubber
8	69-8950	3	Spacer
9	69-8920	6	Washer
10	340-127	1	Nut-Bulkhead
11	33106-030	12	Screw-HHF
12	104-3736	1	Hyd Tube ASM
12:1	237-58	1	O-Ring
13	32144-11	6	Screw-TAP
14	2412-93	2	Clamp-R
15	100-3807	1	Bracket-Flow Divider
16	340-1	1	Adapter
16:1	237-35	1	O-Ring
16:2	237-42	1	O-Ring
17	340-82	2	Adapter
17:1	237-42	1	O-Ring
17:2	237-21	1	O-Ring
18	92-7455-03	1	Plate-Bulkhead

Ref. No.	Part No.	Qty.	Description
19	321-23	2	Screw-HH
21	3256-2	2	Washer-Flat
22	3296-42	2	Nut-Lock, NI
24	100-3783	1	Hose ASM

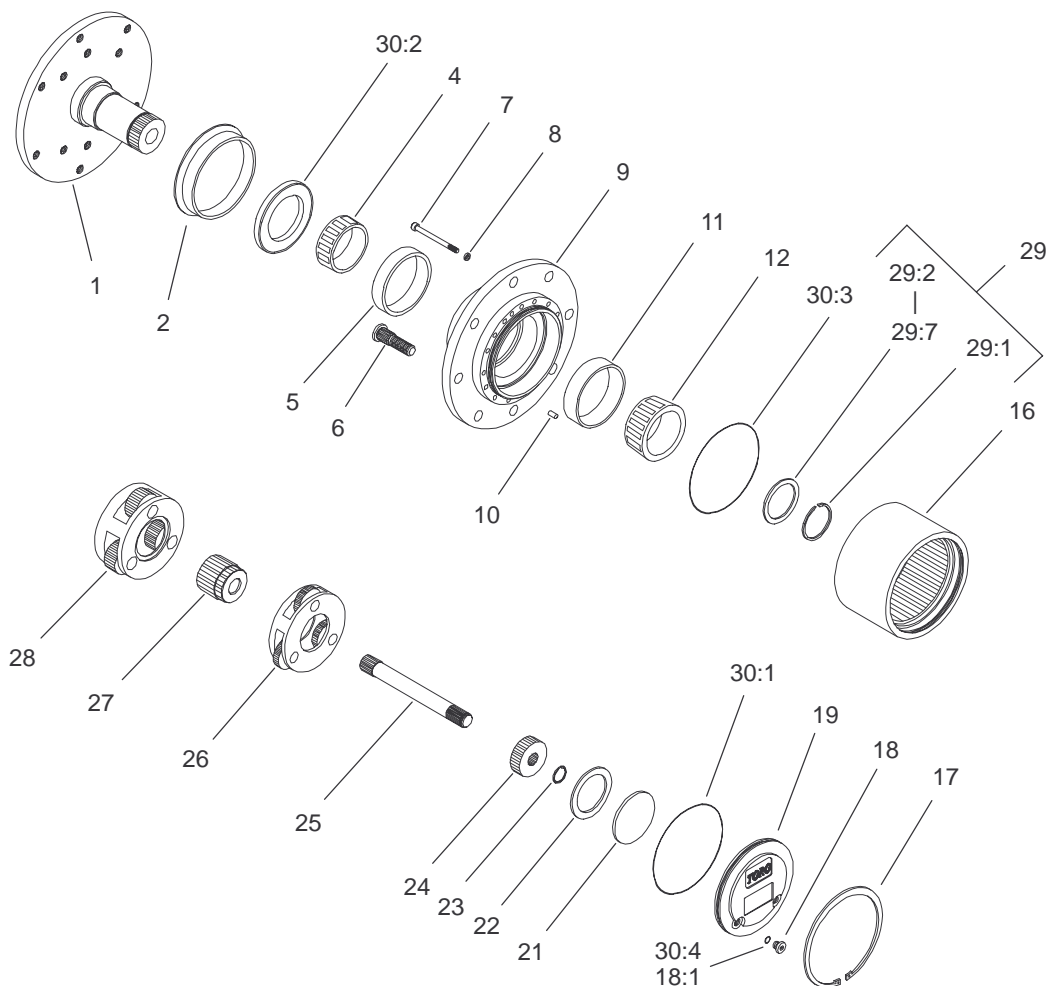


Front Axle and Brake Assembly

Ref. No.	Part No.	Qty.	Description
1	105-4500-03	2	Planetary ASM
2	100-3070-03	1	LH Brake ASM
3	92-7385	1	Motor-Planetary
☆4		2	Wheel & Tire ASM
4:1	95-3465	1	Tire
4:2	95-3464	1	Rim
4:3	232-24	1	Stem-Valve
5	92-7483	16	Nut-Lug
6	92-7475	1	Traction Tube ASM
7	92-7476	1	Traction Tube ASM
8	92-7487	1	Hydraulic Hose ASM
9	92-7477	1	Motor Drain Tube ASM
10	92-7488	1	Hydraulic Hose ASM
11	340-18	1	Fitting-Hyd, 90°
11:1	237-79	1	O-Ring
11:2	237-22	1	O-Ring
12	340-142	4	Elbow-90°
12:1	237-58	1	O-Ring
12:2	237-81	1	O-Ring
13	340-5	2	Fitting-Straight
13:1	237-42	1	O-Ring
13:2	237-30	1	O-Ring
14	340-98	1	Fitting-Hyd, 90°
14:1	237-79	1	O-Ring
14:2	237-30	1	O-Ring
15	92-7598	1	Front Drain Tube ASM

Ref. No.	Part No.	Qty.	Description
16	100-3069-03	1	RH Brake ASM
17	93-7476	1	Motor
18	3218-4	2	Nut-Jam
19	33106-090	8	Screw-HHF
20	33116-120	4	Screw-HH
21	237-166	2	O-Ring
22	93-7972	4	Ring-Retaining, Int.
23	100-3046	2	Shaft-Splined, Brake
24	3290-378	2	Tie-Cable
25	94-3050	2	Plate-Spring
26	94-3088	2	Spring-Compression

☆ Not serviced separately



Sheet No.:A4
T-3867

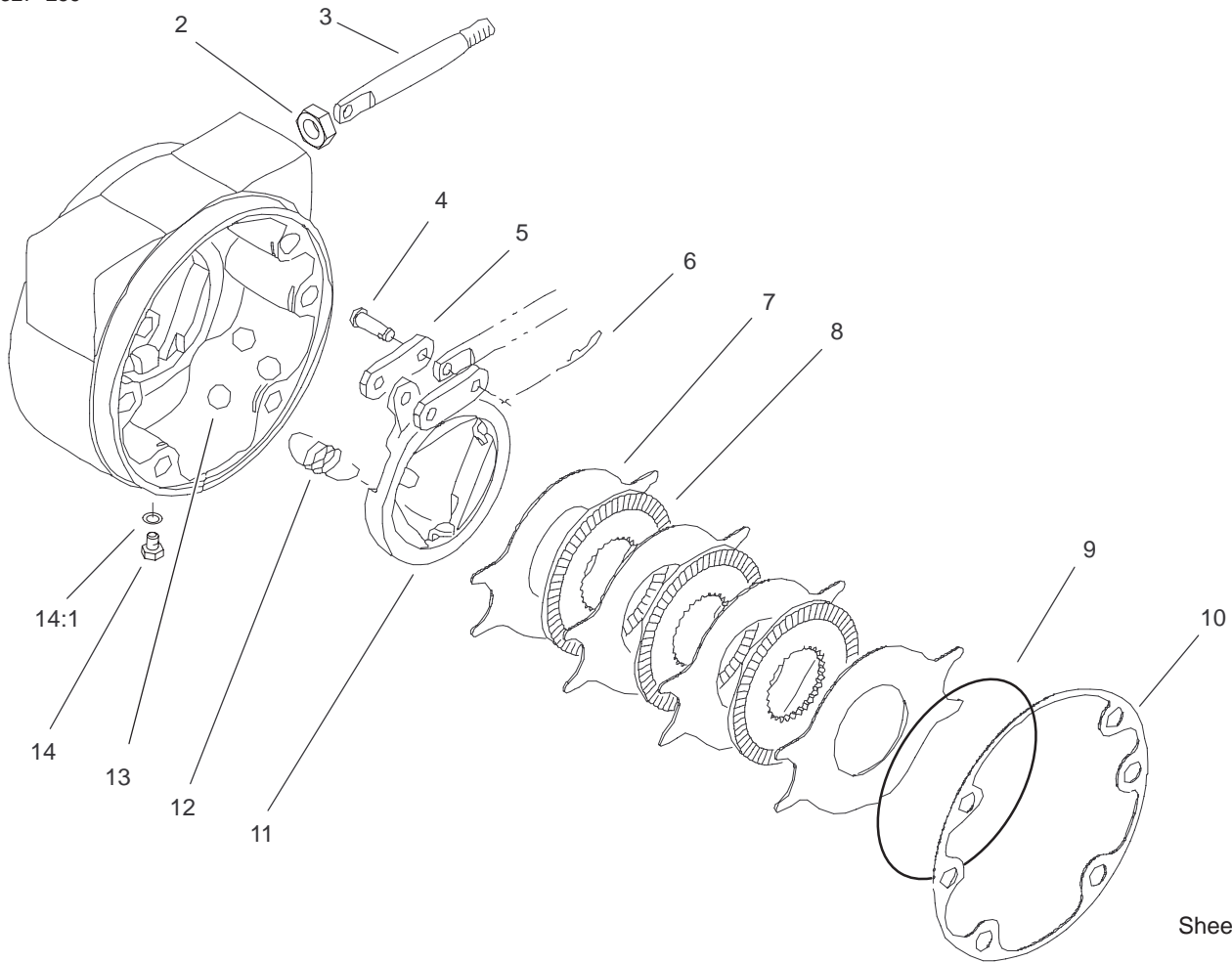
Planetary Drive Assembly No. 105-4500-03

Ref. No.	Part No.	Qty.	Description
☆1		1	Spindle
2	105-8122	1	Seal-Boot
4	105-8120	1	Bearing-Cone
5	105-8119	1	Bearing-Cup
6	105-8124	8	Stud-Wheel
7	105-8125	16	Bolt-Socket Head
8	3253-18	16	Washer-Lock/Sp
☆9		1	Housing
10	105-8121	1	Pin-Dowel
11	105-8117	1	Bearing-Cup
12	105-8118	1	Bearing-Cone
16	105-8113	1	Gear-Ring
17	105-8132	1	Ring-Retaining
18	353-990	2	Plug
18:1	237-78	1	O-Ring
19	105-8138	1	Cap-End
21	105-8133	1	Plug-Thrust
22	105-8123	1	Washer-Thrust
23	105-8131	1	Ring-Retaining
24	105-8114	1	Gear-Primary
25	105-8115	1	Shaft-Drive
26	105-8129	1	Primary Carrier ASM
27	105-8139	1	Gear-Secondary
28	105-8130	1	Secondary Carrier ASM
29	105-8136	1	Part Kit

Ref. No.	Part No.	Qty.	Description
☆29:1		1	Ring-Snap
☆29:2		1	Shim-Bearing, 2.9mm
☆29:3		1	Shim-Bearing, 2.8mm
☆29:4		1	Shim-Bearing, 2.7mm
☆29:5		1	Shim-Bearing, 2.6mm
☆29:6		1	Shim-Bearing, 2.5mm
☆29:7		1	Shim-Bearing, 2.4mm
*30	105-8137	1	Seal Kit
☆30:1		1	O-Ring, Flange Cap
☆30:2		1	Seal-Oil
☆30:3		2	O-Ring, End Cap
☆30:4		2	O-Ring, Plug

☆ Not serviced separately

* Not illustrated



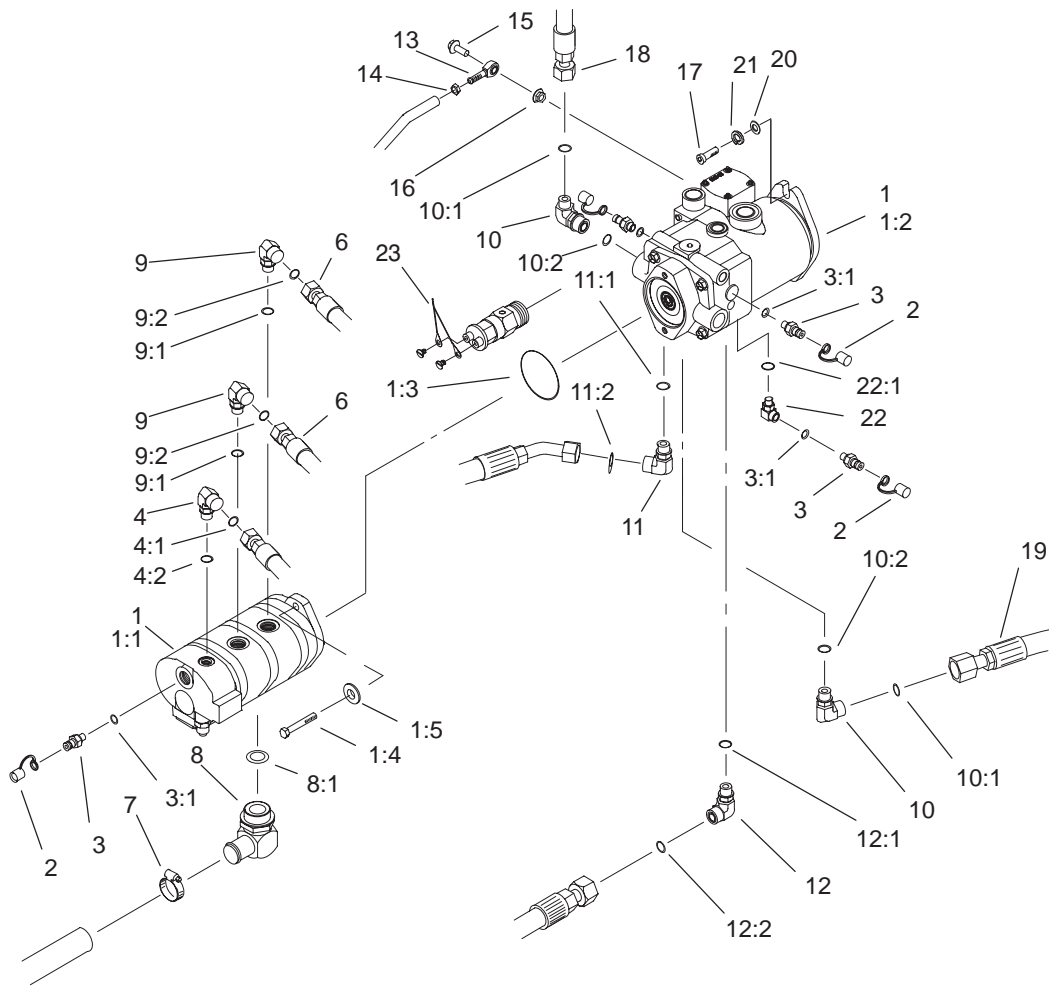
Sheet No.:A5
T-3760

LH Brake Assembly No. 100-3070-03

Ref. No.	Part No.	Qty.	Description
☆1		1	LH Brake ASM
2	93-7977	1	Seal
3	93-7978	1	Rod-Pull
4	93-7983	2	Pin-Clevis
5	93-7980	2	Link
6	93-7979	2	Pin-Hitch
7	93-7986	4	Disc-Stationary
8	104-4278	3	Disc-Rotating
9	93-7976	1	Ring-Retaining
10	93-7984	1	Gasket
11	104-4279	1	Actuator-Rotating
12	93-7987	3	Spring-Extension
13	93-7985	3	Ball
14	353-990	2	Plug
14:1	237-78	1	O-Ring

Ref. No.	Part No.	Qty.	Description

☆ Not serviced separately



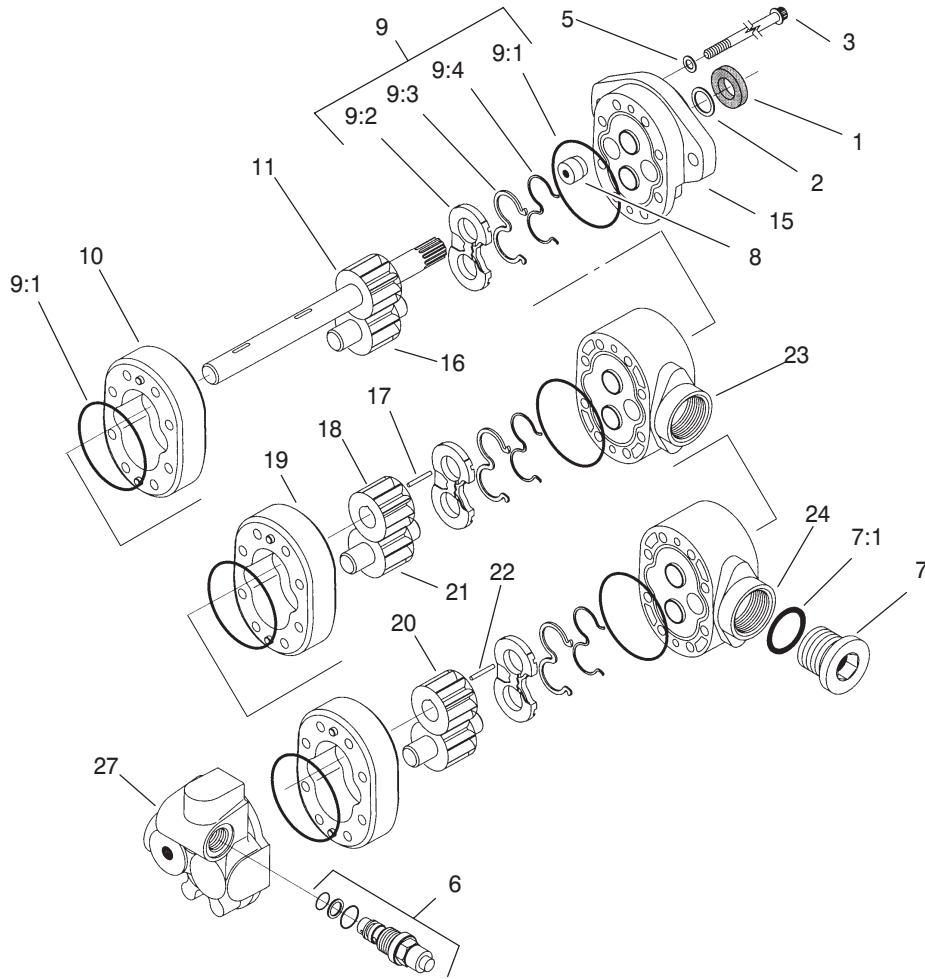
Sheet No.:16

Hydraulic Pump Installation Assembly

Ref. No.	Part No.	Qty.	Description
☆1		1	Pump Assembly
1:1	105-3317	1	Pump-Gear
1:2	105-3356	1	Pump-Piston
1:3	60-3520	1	O-Ring
1:4	323-7	2	Screw-HH
1:5	95-6055	2	Washer
2	354-79	4	Cap-Dust, Yellow
3	354-77	4	Fitting-Quick
3:1	237-78	1	O-Ring
4	340-77	1	Fitting-Hyd, 90°
4:1	237-22	1	O-Ring
4:2	237-42	1	O-Ring
6	105-7927	2	Hyd Hose ASM
7	2412-111	1	Clamp
8	92-7526	1	Fitting-Hyd, 90°
8:1	237-101	1	O-Ring
9	340-105	2	Fitting-90°
9:1	237-80	1	O-Ring
9:2	237-30	1	O-Ring
10	340-15	2	Adapter
10:1	237-58	1	O-Ring
10:2	237-146	1	O-Ring
11	104-3796	1	Elbow-90°
11:1	237-81	1	O-Ring
11:2	340-65	1	O-Ring
12	340-129	1	Elbow-90°

Ref. No.	Part No.	Qty.	Description
12:1	237-146	1	O-Ring
12:2	340-65	1	O-Ring
13	2411-36	1	Bearing-End, Rod
14	3220-3	1	Nut-Jam
15	3234-11	1	Screw-HHF
16	3296-59	1	Nut-Lock, NI
17	325-6	2	Screw-HH
18	104-3789	1	Filter Hose ASM
19	105-7920	1	Hyd Hose ASM
20	3256-26	2	Washer-Flat
21	3253-7	2	Washer-Lock
22	75-6640	1	Fitting-Special
22:1	237-78	1	O-Ring
23	105-0122	1	Harness-Wire

☆ Not Serviced Separately



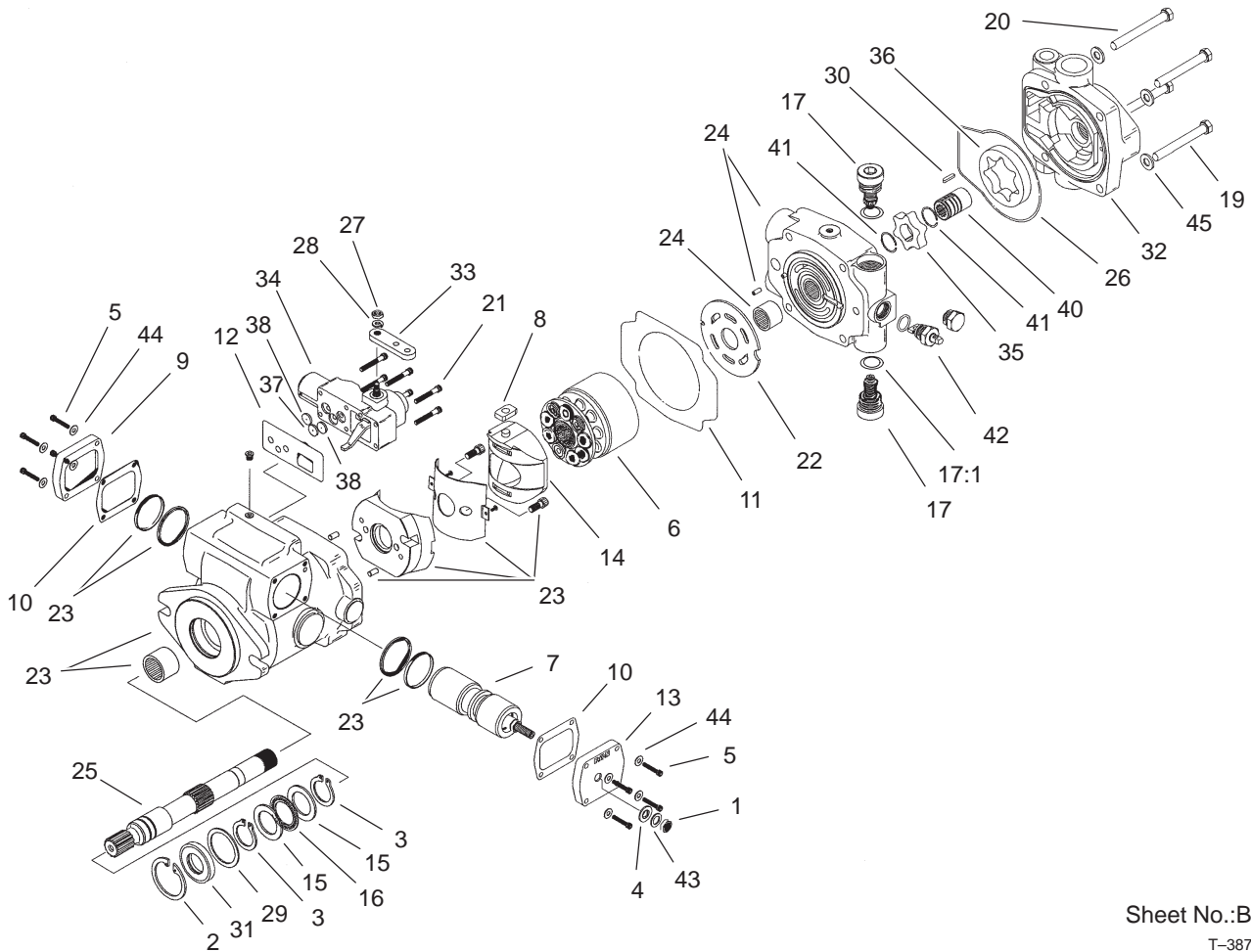
Sheet No.:A9
T-3870

Gear Pump Assembly No. 105-3317

Ref. No.	Part No.	Qty.	Description
1	49-2640	1	Seal-Shaft
2	60-5890	1	Washer
3	105-2898	8	Screw-Cap
5	74-8920	4	Washer-Copper
6	105-2891	1	Relief Valve ASM
7	94-3013	1	Plug
☆7:1		1	O-Ring
8	94-3011	1	Plug
9	94-3015	1	Seal Kit
9:1	56-6710	6	O-Ring
☆9:2		3	Plate-Wear
☆9:3		3	Seal-Pressure, Balance
☆9:4		3	Gasket-Backup
☆10		1	Body
☆11		1	Drive Gear ASM
☆15		1	Front Plate ASM
☆16		1	Gear-Idler
☆17		1	Key
☆18		1	Gear
☆19		1	Body
☆20		1	Gear
☆21		1	Gear-Idler
☆22		1	Key
☆23		1	Plate-Adaptor

Ref. No.	Part No.	Qty.	Description
☆24		1	Plate-Adaptor
☆27		1	Body

☆ Not serviced separately



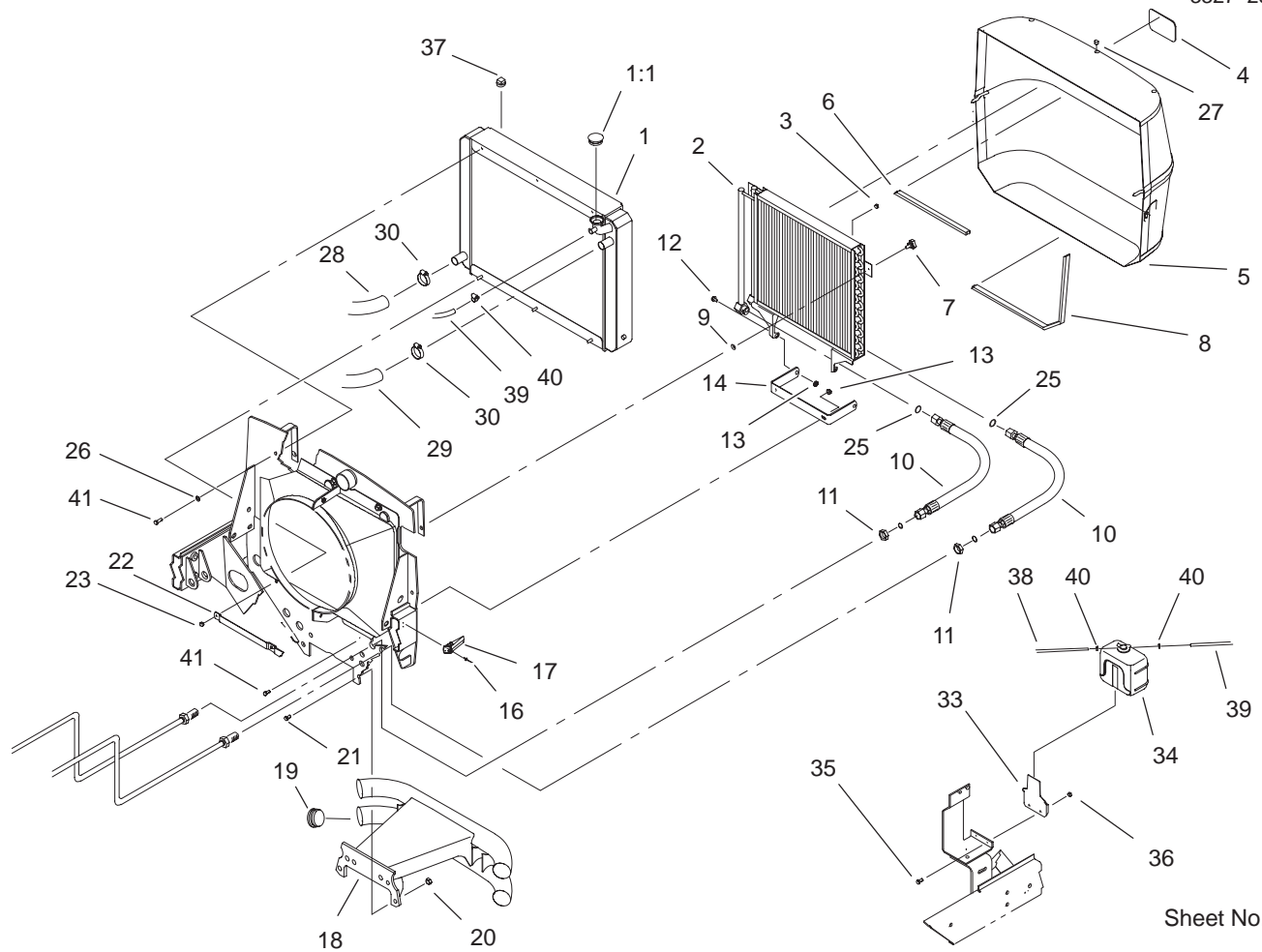
Sheet No.:B1
T-3871

Piston Pump Assembly No. 105-3356

Ref. No.	Part No.	Qty.	Description
1	3220-2	1	Nut
2	60-6260	1	Ring
3	76-7000	2	Ring-Retaining
4	94-3027	1	Washer-Seal
5	93-6337	8	Screw
6	93-6322	1	Rotating Kit
7	105-2856	1	Servo Piston ASM
8	94-3032	1	Follower-Piston
9	94-3033	1	Plate-Cover
10	93-6339	2	Gasket
11	105-2900	1	Gasket-Housing
12	105-2901	1	Gasket-Control Housing
13	94-3034	1	Plate-Cover
14	94-3026	1	Camplate ASM
15	76-6950	2	Race-Thrust
16	60-6170	1	Bearing-Thrust
17	105-2858	2	Valve-Relief
☆17:1		1	O-Ring
19	323-15	2	Screw-HH
20	323-16	2	Screw-HH
21	93-6324	6	Screw
22	105-2902	1	Plate-Valve
23	105-2903	1	Housing
24	105-8149	1	Endcover ASM
25	94-3020	1	Shaft-Drive

Ref. No.	Part No.	Qty.	Description
26	105-2905	1	O Ring-Molded
27	3217-5	1	Nut-Hex
28	3253-3	1	Washer-Lock
29	94-3007	1	Washer
30	105-2906	1	Key
31	105-3331	1	Seal-Shaft
32	105-2907	1	Charge Pump Adapter ASM
33	94-3031	1	Arm-Control
34	93-6306	1	Control ASM
35	105-2908	1	Gerotor-Inner Ring
36	99-8707	1	Gerotor-Outer
37	105-2909	1	Orifice-Control Valve
38	105-2910	2	Orifice-Control Valve
40	105-2911	1	Coupler
41	105-2912	2	Ring-Retaining
42	105-2913	1	Valve-Bypass
43	94-3030	1	Washer
44	93-6336	8	Washer
45	3256-24	4	Washer-Flat

☆ Not serviced separately

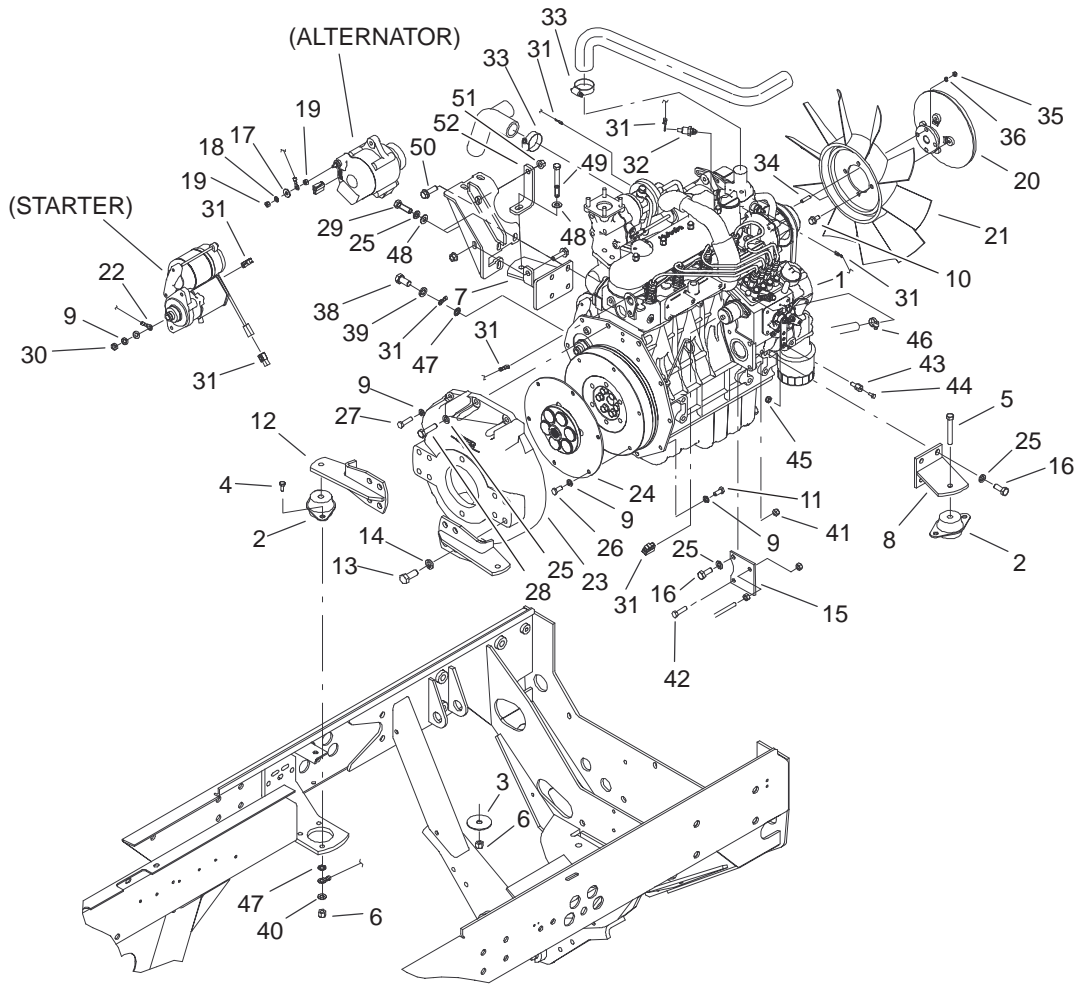


Sheet No.:18

Radiator and Screen Assembly

Ref. No.	Part No.	Qty.	Description
1	104-3780	1	Radiator ASM
1:1	93-5957	1	Cap-Radiator
2	82-3740	1	Cooler-Oil
3	94-2638	4	Nut-Tinnerman
4	93-6028	1	Plate-Logo, Toro
5	92-7505-03	1	Screen
6	92-7631	1	Seal-Screen
7	77-3620	2	Knob-Retainer
8	93-4208	1	Seal-Strip Screen
9	32151-72	2	Ring-Retaining
10	92-7535	2	Hose ASM
11	340-74	2	Locknut-Bulkhead
12	37-8771	2	Bolt-Shoulder
13	32128-20	2	Nut-HF
14	92-7516-03	1	Bracket-Support, Cooler Base
16	3269-4	4	Rivet-Pop
17	69-3020	2	Latch-Camloc
18	100-3758-03	1	Bumper
19	2410-42	4	Cap-End
20	3296-25	4	Nut-Lock NI
21	325-6	4	Screw-HH
22	92-7416-03	1	Strap-Radiator
23	3296-29	3	Nut-Lock, NI
25	237-65	2	O-Ring
26	3256-23	3	Washer-Flat

Ref. No.	Part No.	Qty.	Description
27	2410-64	3	Plug-Button
28	104-3781	1	Hose-Radiator, Lower
29	104-3782	1	Hose-Radiator, Upper
30	2412-34	2	Clamp-Hose
33	98-4576	1	Bracket-Reservoir Water
34	104-9318	1	Bottle-Overflow, Water
35	321-4	2	Screw-HH
36	3296-42	2	Nut-Lock, NI
37	281-13	1	Plug-Pipe
38	98-7895	1	Tube
39	54-8040	1	Hose-Fuel
40	2412-108	2	Clamp-Worm
41	3234-5	5	Screw

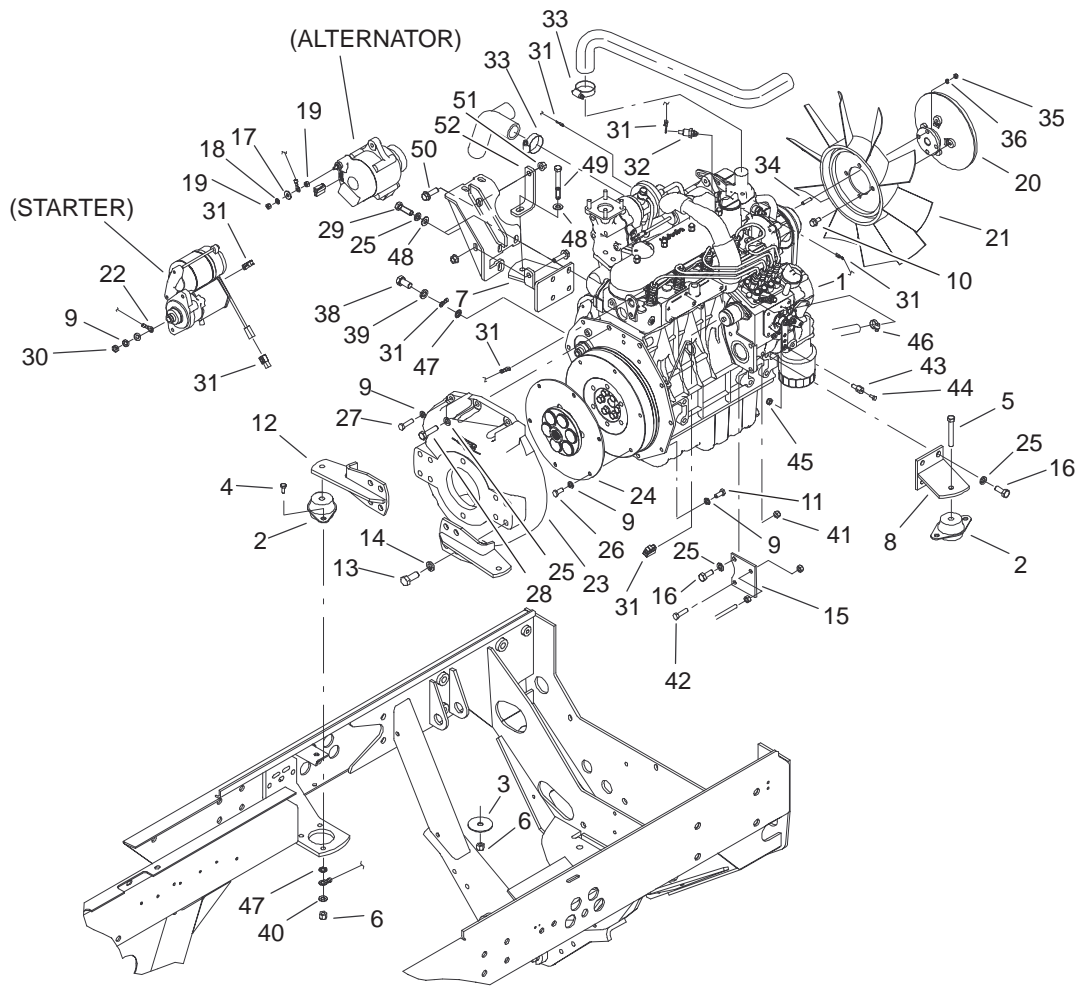


Sheet No.:19

Engine Assembly

Ref. No.	Part No.	Qty.	Description
1	104-3715	1	Engine-Kubota, V1505-T-Eb-Toro-1
2	53-9680	4	Mount-Engine
3	87-5100	4	Washer-Snubbing
4	323-7	7	Screw-HH
5	323-13	3	Screw-HH
6	3296-39	11	Nut-Lock, NI
7	105-7914-03	1	Bracket-Engine
8	104-3762-03	1	Bracket-Engine, Front LH
9	42-9850	15	Washer-Lock, Spring
10	3234-7	4	Screw-HHF
11	33114-020	2	Screw-HH
12	104-3764-03	2	Plate-Engine, Rear
13	325-5	8	Screw-HH
14	3253-7	8	Washer-Lock
15	104-3778-03	1	Plate-Throttle
16	63-7790	6	Screw-Cap
17	3256-78	1	Washer-Flat
18	43-5930	1	Washer-Spring
19	48-7890	1	Nut
20	105-0129	1	Clutch-Fan
21	74-3650	1	Fan
22	99-3441	1	Harness-Wire, Fusible Link

Ref. No.	Part No.	Qty.	Description
23	105-0100	1	Flywheel Housing ASM
24	105-0101	1	Flywheel Coupling ASM
25	42-9600	11	Lockwasher-Spring
26	33114-016	6	Screw-HH
27	33114-030	6	Screw-HH
28	87-3700	2	Screw
29	99-6058	3	Screw-Cap
30	57-6390	1	Nut-Jam
31	105-9273	1	Harness-Wire, Engine
32	98-9346	1	Sender-Temperature
33	2412-34	2	Clamp-Hose
34	104-5222	4	Stud
35	33013-00	4	Nut-Hex
36	3253-18	4	Washer-Lock/Sp
38	42-9250	1	Bolt
39	48-8070	1	Washer-Lock
40	3256-3	1	Washer-Flat
41	33024-00	1	Nut-Lock
42	33114-030	1	Screw-HH
43	98-9311	1	Swivel-Throttle
44	25-8640	1	Screw-HH
45	3296-20	1	Nut-Lock, NI
46	2412-108	2	Clamp-Worm

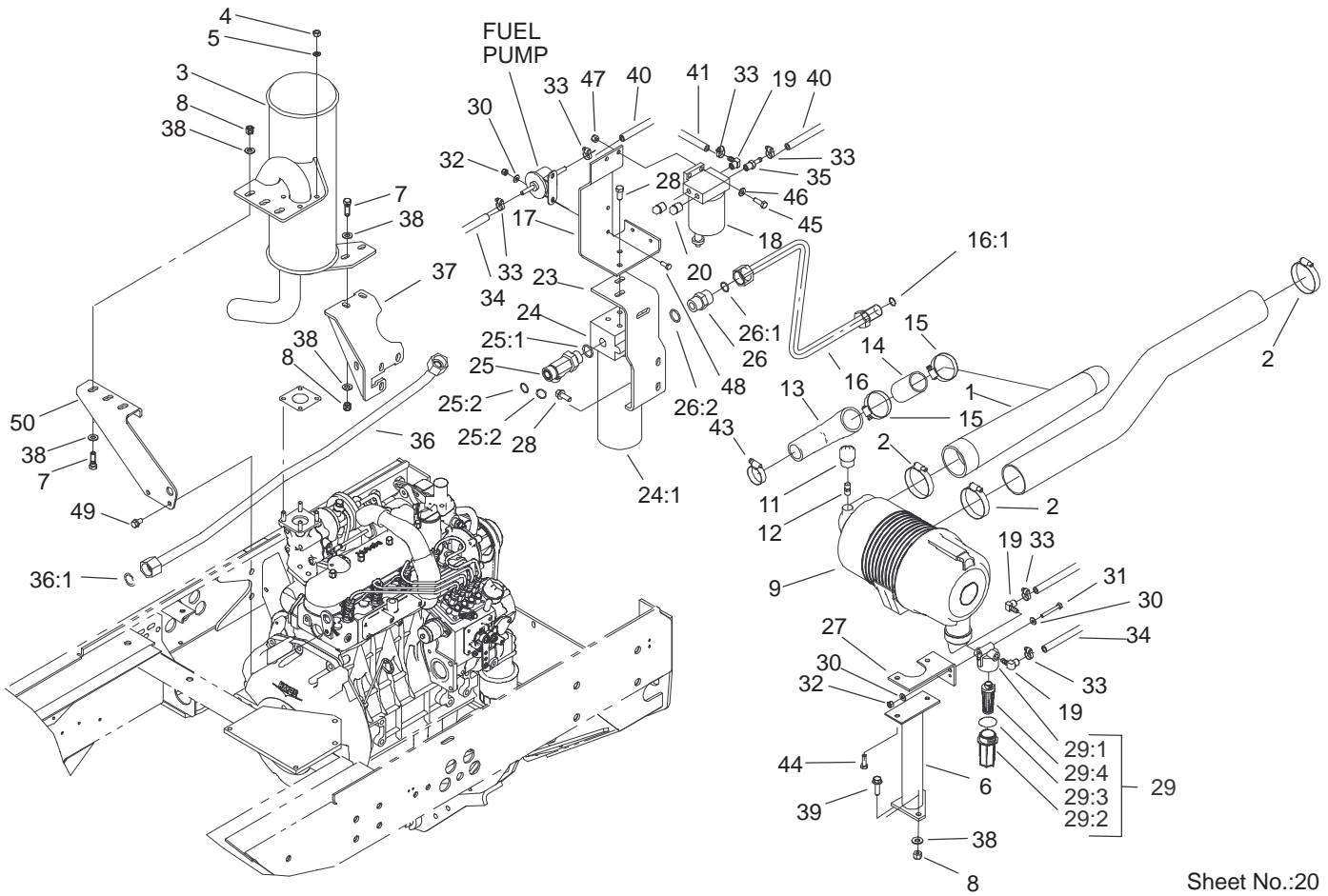


Sheet No.:19

Engine Assembly

Ref. No.	Part No.	Qty.	Description
47	3255-9	2	Washer-Lock/Ext
48	48-9220	3	Washer
49	323-14	1	Screw-HH
50	66-9300	2	Screw-HF
51	32128-21	2	Nut-HF
52	105-7931-03	1	Bracket-Support

Ref. No.	Part No.	Qty.	Description

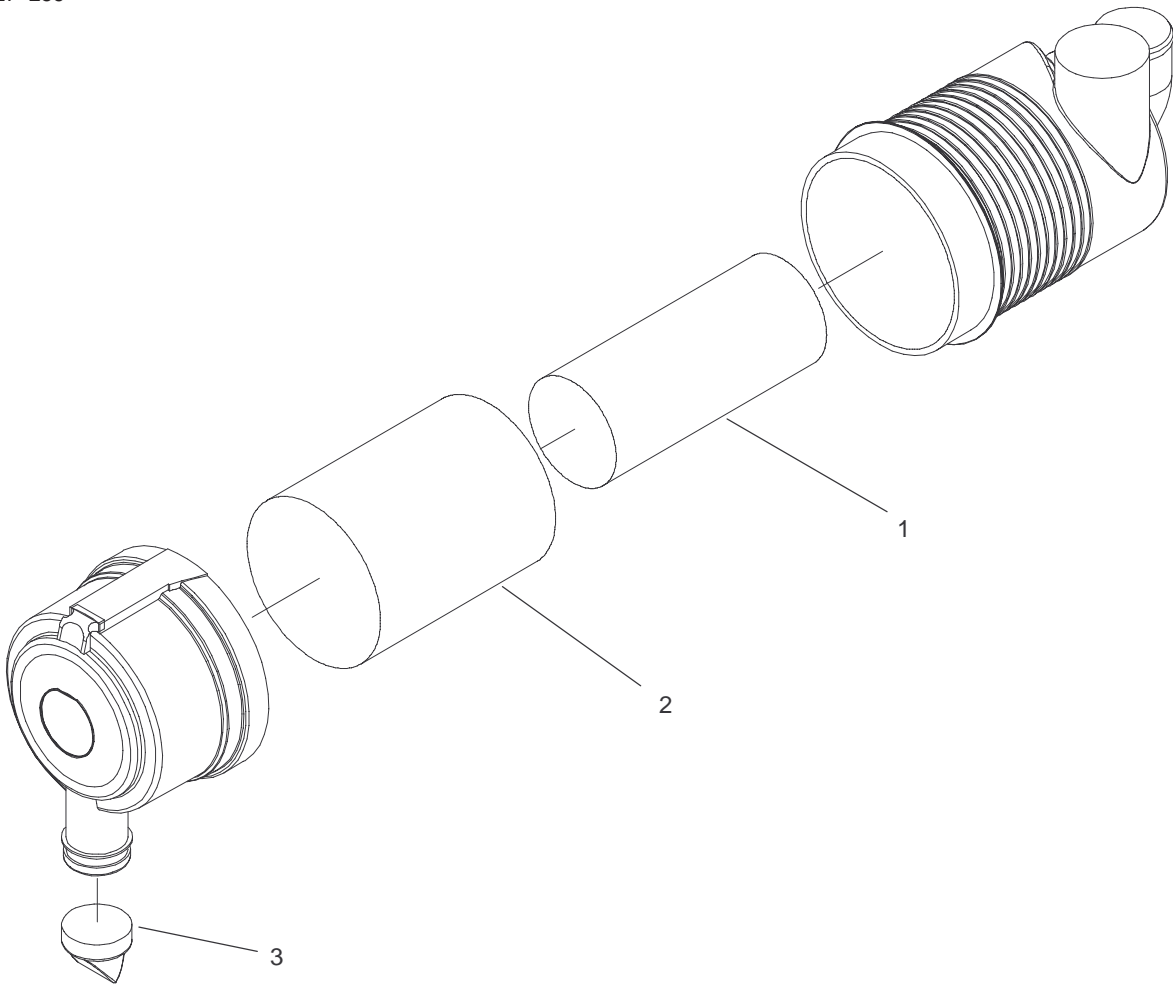


Sheet No.:20

Muffler, Oil / Water / Fuel Filter and Air Cleaner Assembly

Ref. No.	Part No.	Qty.	Description
1	104-5208	1	Hose-Turbo, Air Cleaner
2	2412-125	3	Clamp-Hose
3	105-9260	1	Muffler ASM
4	33014-00	4	Nut-Hex
5	42-9850	4	Washer-Lock, Spring
6	104-5217-03	1	Support-Air Filter
7	323-7	5	Screw-HH
8	3296-39	7	Nut-Lock, NI
9	100-2597	1	Air Filter ASM
11	93-9164	1	Indicator-Mini
12	94-1416	1	Indicator Adapter ASM
13	104-5207	1	Hose-Turbo
14	104-5214	1	Spacer-Tubular
15	2412-92	2	Clamp-Hose
16	104-3742	1	Hyd Filter Tube ASM
16:1	237-65	1	O-Ring
17	104-3776-03	1	Bracket-Fuel Separator
18	98-9305	1	Filter-Water/Fuel
19	353-781	3	Fitting
20	281-13	2	Plug-Pipe
23	104-5213-03	1	Bracket-Filter, Oil
24	94-2620	1	Oil Filter ASM
24:1	94-2621	1	Element-Filter
25	340-148	1	Fitting

Ref. No.	Part No.	Qty.	Description
25:1	237-81	1	O-Ring
25:2	237-58	2	O-Ring
26	340-9	1	Fitting-Straight
26:1	237-58	1	O-Ring
26:2	237-81	1	O-Ring
27	104-3768-03	1	Bracket-Fuel Filter
28	3234-25	4	Bolt-HF
29	99-8351	1	Filter-Fuel, Inline
29:1	99-8356	1	Head W/Label Kit
29:2	99-8357	1	Bowel Kit
29:3	99-8358	1	Element Kit
29:4	99-8359	1	O-Ring
30	3256-1	2	Washer-Flat
31	321-11	1	Screw-HH
32	3296-42	3	Nut-Lock, NI
33	2412-108	6	Clamp-Worm
34	54-8040	1	Hose-Fuel
35	353-783	1	Fitting-Pump
36	104-3749	1	Hyd Tube ASM
36:1	237-58	1	O-Ring
37	105-7910-03	1	Support-Muffler
38	3256-56	12	Washer-Flat
39	3234-24	2	Screw-HHF
40	92-9283	1	Hose-Fuel
41	63-7627	1	Hose-Fuel
43	2412-3	1	Clamp-Hose

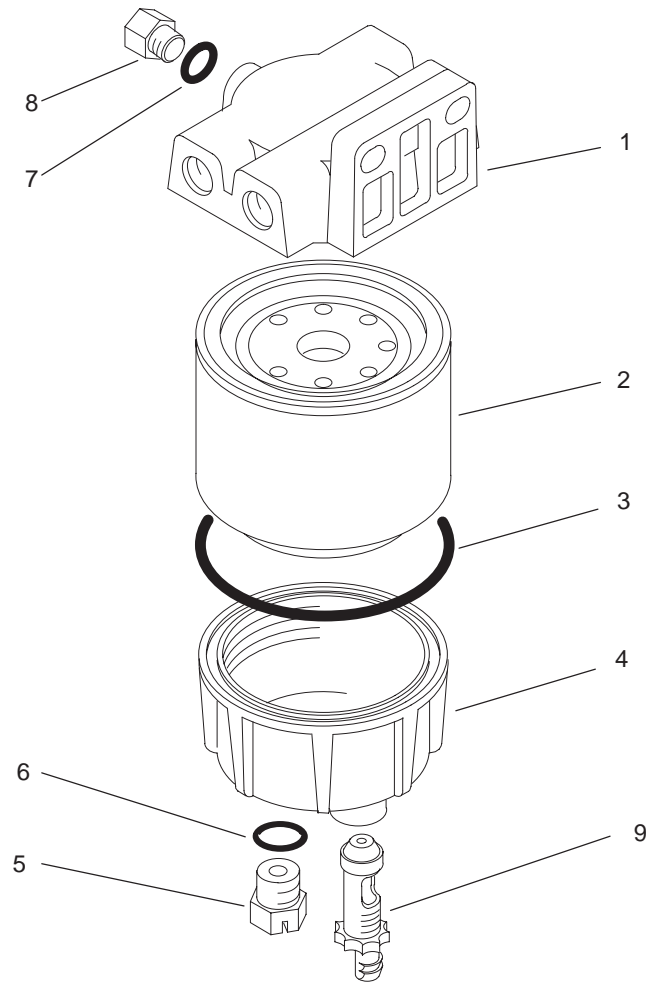


Sheet No.:B3
T-3774

Air Filter Assembly No. 100-2597

Ref. No.	Part No.	Qty.	Description
1	93-9162	1	Filter-Primary
2	93-9163	1	Filter-Secondary
3	94-1414	1	Valve-Vacuator

Ref. No.	Part No.	Qty.	Description

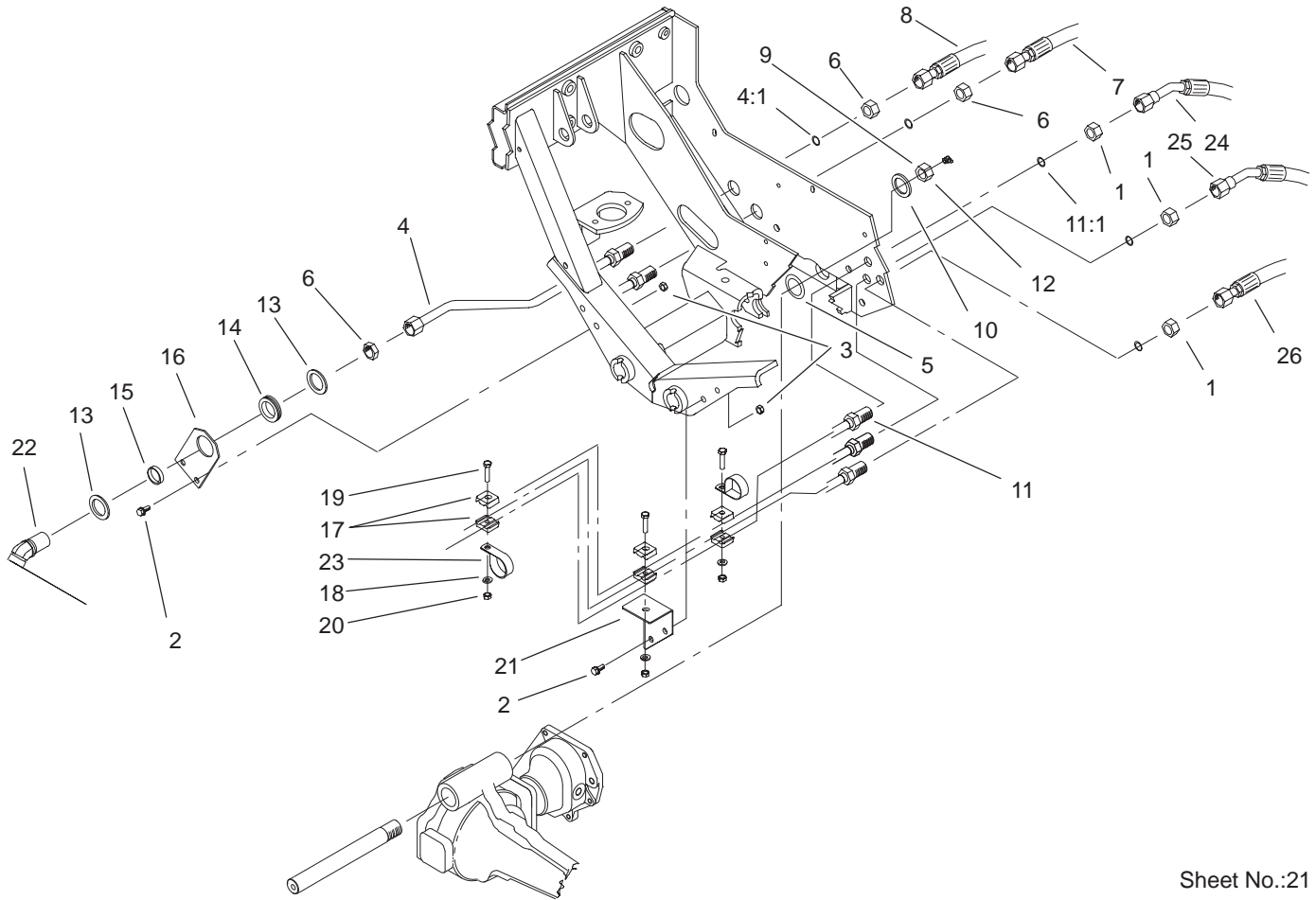


Sheet No.:B4
T-3330

Water and Fuel Filter Assembly No. 98-9305

Ref. No.	Part No.	Qty.	Description
1	98-9772	1	Head-Filter
2	98-9764	1	Element-On, Spin
3	98-9774	1	O-Ring-Base, Filter
4	98-9775	1	Base-Filter
5	98-9773	1	Plug-Base, Filter
6	237-42	1	O-Ring
7	237-78	1	O-Ring
8	98-9776	1	Plug-Head, Filter
9	98-9777	1	Drain Valve ASM

Ref. No.	Part No.	Qty.	Description

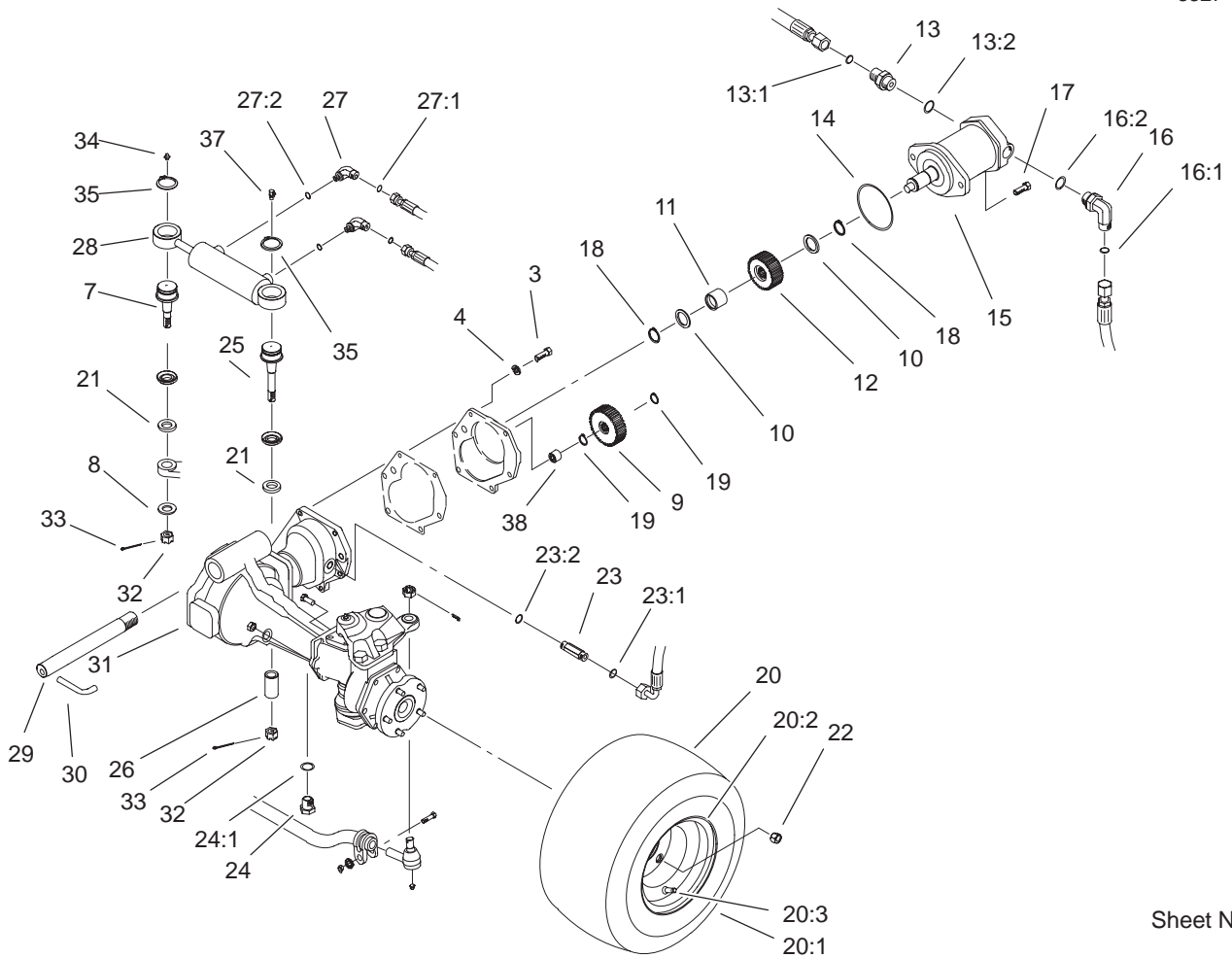


Sheet No.:21

Rear Hydraulic Assembly

Ref. No.	Part No.	Qty.	Description
1	340-70	3	Locknut-Bulkhead
2	323-6	4	Screw-HH
3	32128-21	4	Nut-HF
4	104-3735	1	Hyd Tube ASM
4:1	237-58	1	O-Ring
5	98-3867	2	Washer-Thrust
6	340-126	3	Nut-Bulkhead
7	92-7537	1	Hose ASM
8	92-7536	1	Hose ASM
9	3296-68	1	Nut-Lock NI
10	92-1765	1	Washer-Thrust
11	104-3729	1	Hyd Tube Drain ASM
11:1	237-22	1	O-Ring
12	302-33	1	Fitting-Grease
13	69-8910	2	Washer
14	240-7	1	Grommet-Rubber
15	69-8900	1	Spacer
16	104-3774-03	1	Bracket-Bulkhead
17	56-7973	12	Clamp-Tube
18	3256-23	6	Washer-Flat
19	322-7	4	Screw-HH
20	3296-47	4	Nut-Lock, NI
21	104-3752-03	1	Bracket-Clamp
22	105-0144	1	Fitting-45°
23	2412-147	4	Clamp
24	92-7534	1	Hose ASM

Ref. No.	Part No.	Qty.	Description
25	92-7539	1	Hose ASM
26	92-7538	1	Hose ASM



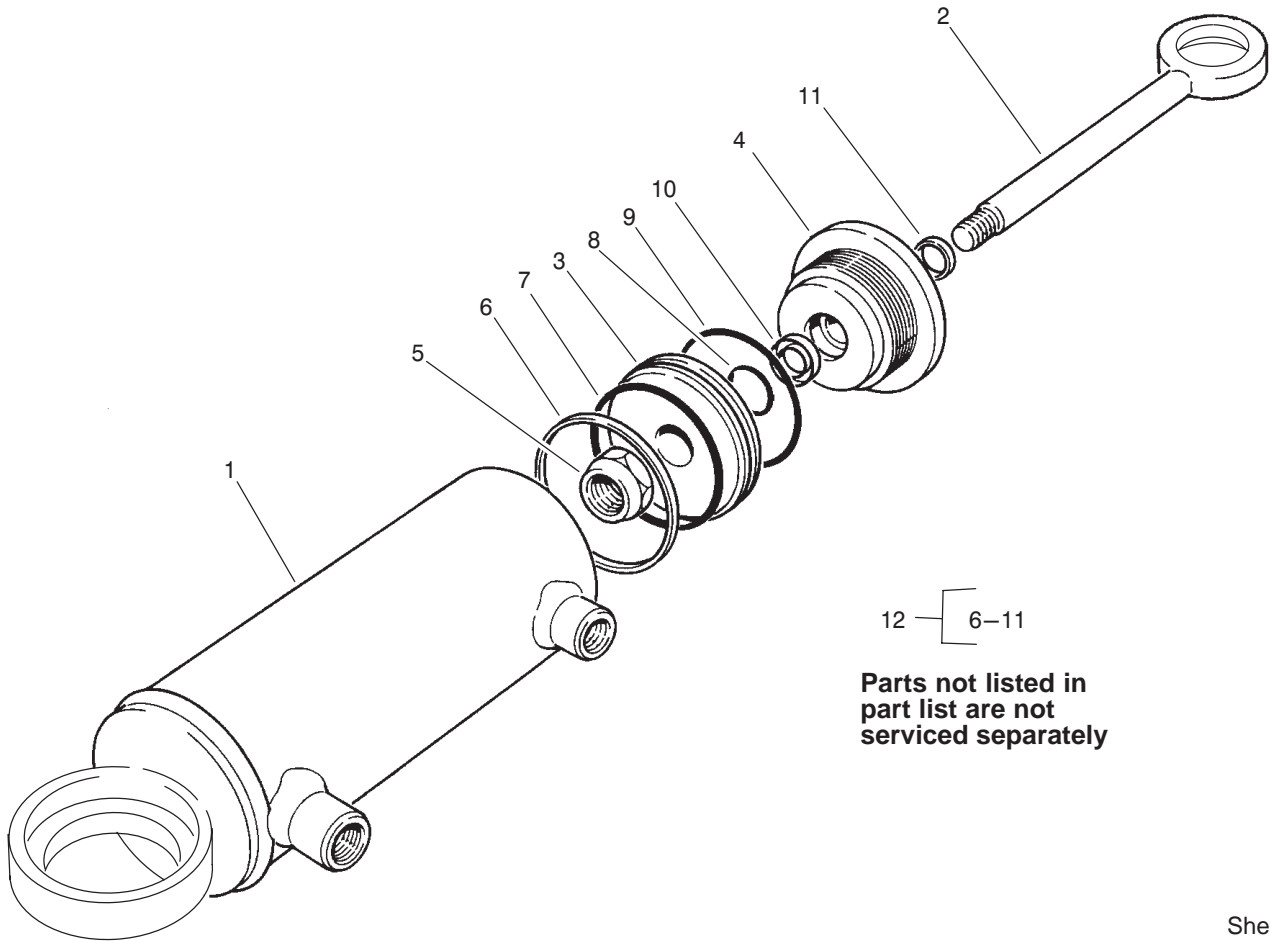
Sheet No.:22

4 Wheel Drive Axle Assembly

Ref. No.	Part No.	Qty.	Description
3	33114-025	6	Screw-HH
4	3253-4	6	Washer-Lock
7	92-5838-01	1	Joint-Ball
8	92-5836	1	Washer-Axle
9	100-3774	1	Gear-Driven, 10 Pitch
10	71-4590	2	Washer-Thrust
11	71-4580	1	Bearing
12	100-3775	1	Gear-Driver, 10 Pitch
13	340-9	1	Fitting-Straight
13:1	237-58	1	O-Ring
13:2	237-81	1	O-Ring
14	237-166	1	O-Ring
15	92-7386	1	Motor-Hydraulic
16	340-142	1	Elbow-90°
16:1	237-58	1	O-Ring
16:2	237-81	1	O-Ring
17	325-4	2	Screw-HH
18	32151-96	2	Ring-Retaining
19	32120-15	2	Ring-Snap, Ext
★20		2	Tire And Wheel ASM
20:1	86-5910	1	Tire
20:2	100-2582	1	Rim
20:3	232-27	1	Stem-Valve
21	92-5833	2	Spacer-Joint, Ball
22	93-5268	10	Nut-Lug
23	340-2	1	Fitting-Hyd, Straight

Ref. No.	Part No.	Qty.	Description
23:1	237-22	1	O-Ring
23:2	237-42	1	O-Ring
24	353-989	1	Plug-Hex, Hollow
24:1	237-42	1	O-Ring
25	100-3795	1	Joint-Ball
26	100-3796	1	Spacer-Joint, Ball
27	340-97	2	Fitting-Hyd, 90°
27:1	237-22	1	O-Ring
27:2	237-78	1	O-Ring
28	98-3806	1	Hydraulic Cylinder ASM
29	100-3770	1	Pin-Axle, Pivot
30	100-3771	1	Pin-Stop
31	100-3784	1	Drive Axle ASM
32	32136-14	2	Nut-Shh
33	3272-12	2	Pin-Cotter
34	302-5	1	Fitting-Grease
35	94-9973	2	Ring-Retaining
37	302-60	1	Fitting-Grease
38	74-5700	1	Bearing-Needle, Roller

★ Not serviced separately

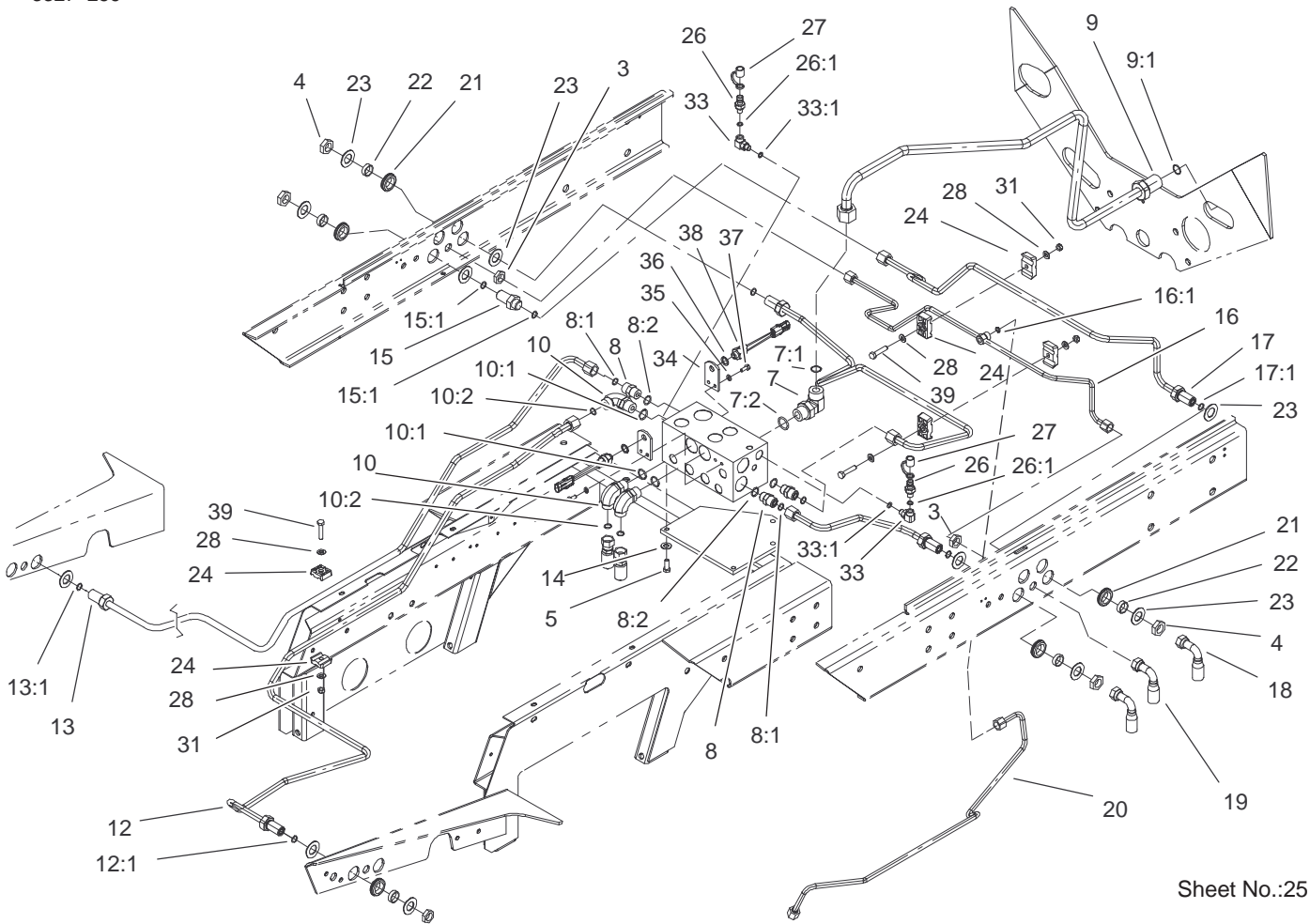


Sheet No.:B6
T-3527

Hydraulic Cylinder Assembly No. 98-3806

Ref. No.	Part No.	Qty.	Description
1	99-4753	1	Butt And Tube ASM
2	99-4754	1	Piston And Rod ASM
3	66-1940	1	Piston
4	92-6588	1	Gland
5	66-1930	1	Locknut
12	92-6593	1	Kit-Seal

Ref. No.	Part No.	Qty.	Description

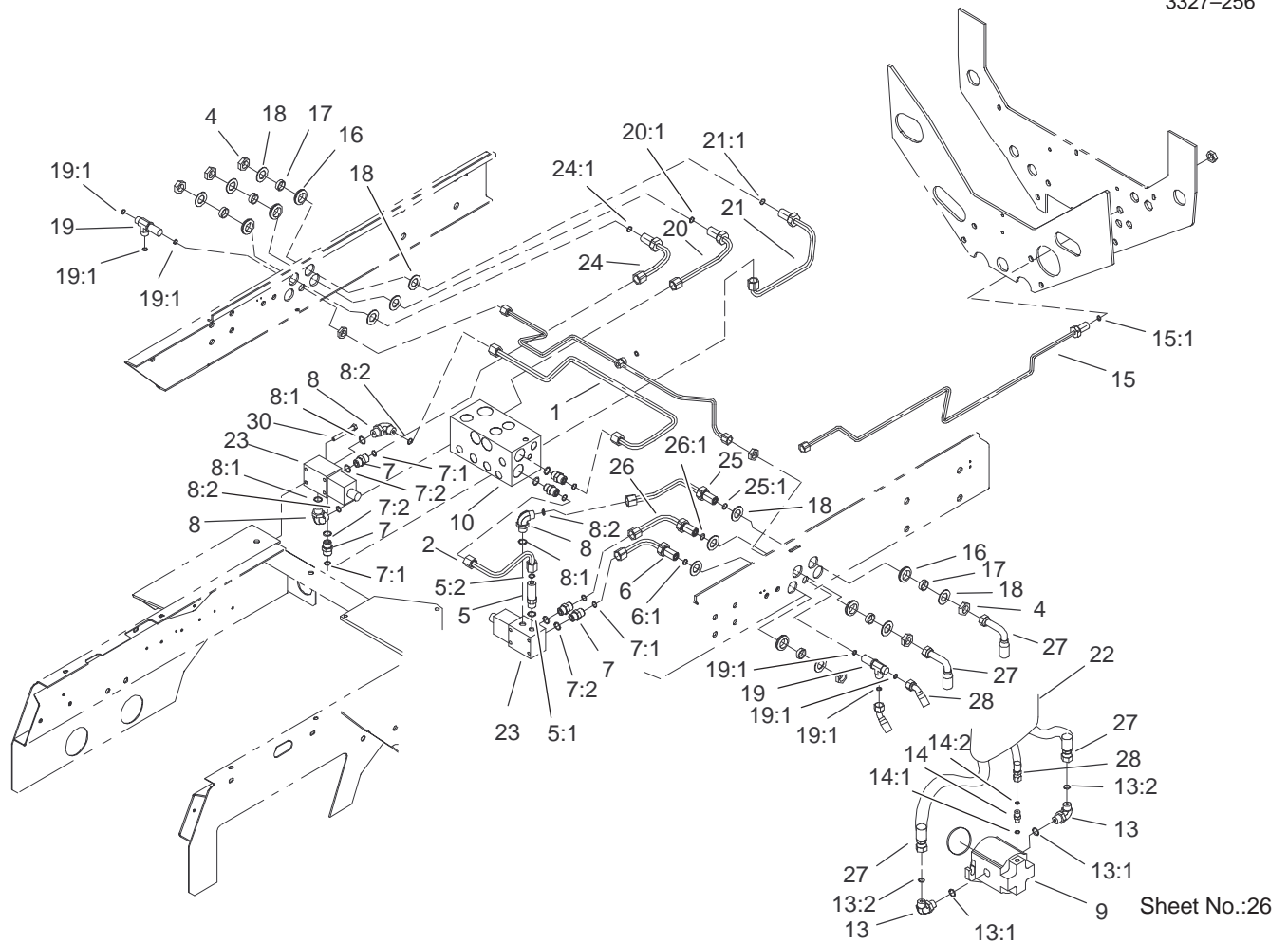


Sheet No.:25

Rear Hydraulic Control Block Assembly

Ref. No.	Part No.	Qty.	Description
3	340-70	2	Locknut-Bulkhead
4	340-127	4	Nut-Bulkhead
5	322-4	2	Screw-HH
7	340-142	1	Elbow-90°
7:1	237-58	1	O-Ring
7:2	237-81	1	O-Ring
8	340-6	3	Fitting-Hyd, Straight
8:1	237-30	1	O-Ring
8:2	237-80	1	O-Ring
9	104-3734	1	Hyd Cooler Tube ASM
9:1	237-65	1	O-Ring
10	340-105	3	Fitting-90°
10:1	237-80	1	O-Ring
10:2	237-30	1	O-Ring
12	104-3741	1	Hyd Tube ASM
12:1	237-30	1	O-Ring
13	104-3739	1	Hyd Tube ASM
13:1	237-30	1	O-Ring
14	3253-4	2	Washer-Lock
15	340-161	1	Fitting-Bulkhead
15:1	237-30	2	O-Ring
16	104-3723	1	Hyd Tube ASM
16:1	237-22	1	O-Ring
17	104-3724	1	Hyd Tube ASM
17:1	237-30	1	O-Ring
18	105-7903	4	Hyd Hose ASM

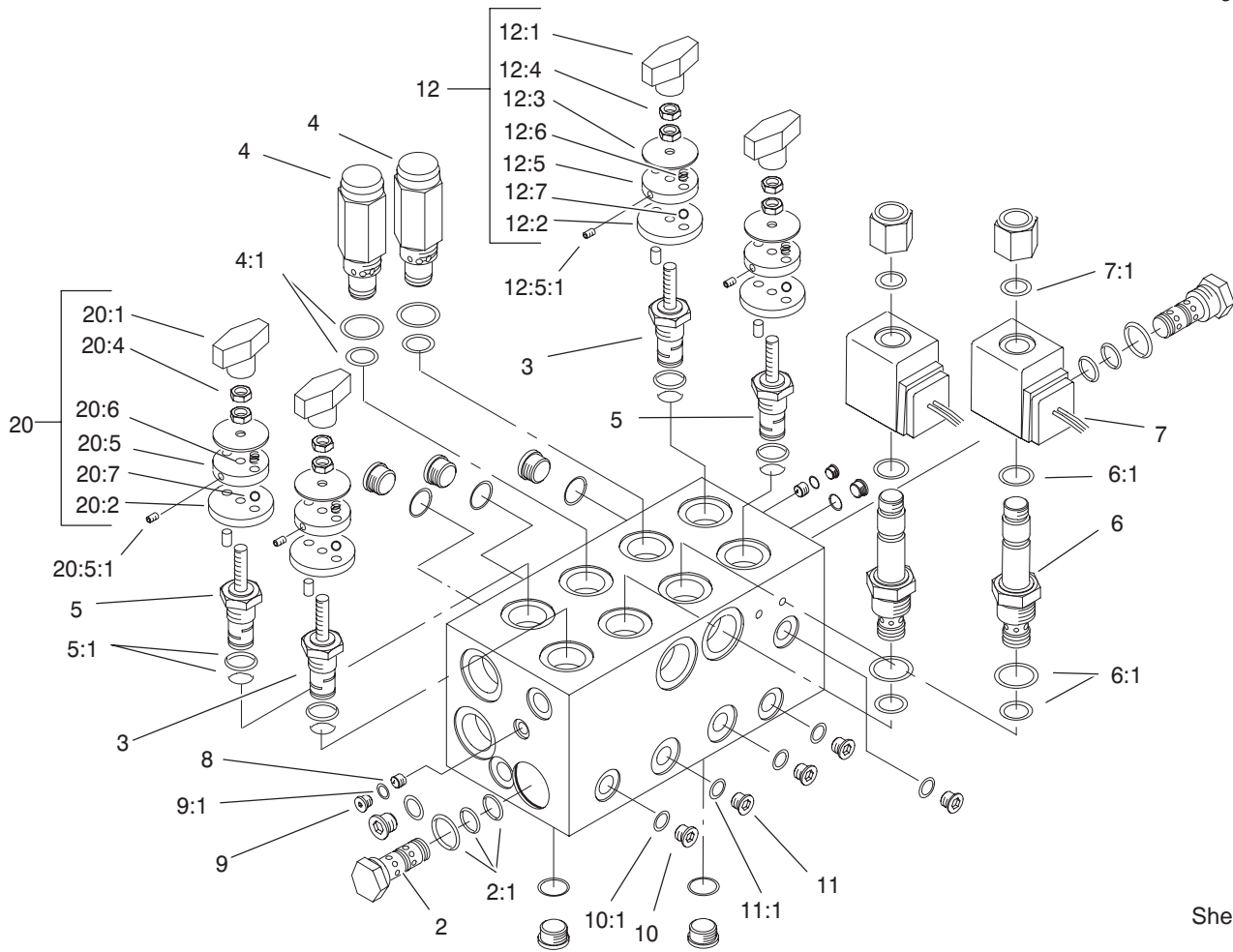
Ref. No.	Part No.	Qty.	Description
19	99-5614	2	Hyd Hose ASM
20	104-3732	1	Return Drain ASM
21	240-5	4	Grommet
22	69-8960	4	Spacer
23	69-8930	8	Washer
24	56-7972	6	Clamp-Tube
26	354-77	2	Fitting-Quick
26:1	237-78	1	O-Ring
27	354-79	2	Cap-Dust, Yellow
28	3256-23	6	Washer-Flat
31	3296-47	3	Nut-Lock, NI
33	75-6640	2	Fitting-Special
33:1	237-78	1	O-Ring
34	98-8199	2	Bracket-Switch
35	3253-3	4	Washer-Lock
36	3256-76	2	Washer-Flat
37	329-3	4	Screw-HH
38	72-4320	2	Switch
39	322-7	3	Screw-HH



Hydraulic Manifold Mow Block Assembly

Ref. No.	Part No.	Qty.	Description
1	104-3744	1	Hyd Tube ASM
2	104-3743	1	Hyd Tube ASM
4	340-127	4	Nut-Bulkhead
5	94-2628	1	Adapter-Hyd
5:1	237-79	1	O-Ring
5:2	237-30	1	O-Ring
6	104-3725	1	Hyd Tube ASM
6:1	237-30	1	O-Ring
7	340-4	6	Adapter
7:1	237-30	1	O-Ring
7:2	237-79	1	O-Ring
8	340-98	3	Fitting-Hyd, 90°
8:1	237-79	1	O-Ring
8:2	237-30	1	O-Ring
9	98-9999	2	Motor-Hydraulic
10	105-0105	1	Block-Mow
13	340-98	4	Fitting-Hyd, 90°
13:1	237-79	1	O-Ring
13:2	237-30	1	O-Ring
14	340-92	2	Fitting-Hyd, Straight
14:1	237-78	1	O-Ring
14:2	237-21	1	O-Ring
15	104-3729	1	Hyd Tube Drain ASM
15:1	237-22	1	O-Ring
16	240-5	4	Grommet
17	69-8960	4	Spacer

Ref. No.	Part No.	Qty.	Description
18	69-8930	8	Washer
19	340-68	2	Fitting-Tee, Bulkhead
19:1	237-22	3	O-Ring
20	104-3720	1	Hyd Tube ASM
20:1	237-30	1	O-Ring
21	104-3721	1	Hyd Tube ASM
21:1	237-30	1	O-Ring
22	100-3814	2	Sleeve-Protective
23	76-9970	2	Valve-4wd
24	104-3722	1	Hyd Tube ASM
24:1	237-30	1	O-Ring
25	104-3727	1	Hyd Tube ASM
25:1	237-30	1	O-Ring
26	104-3726	1	Hyd Tube ASM
26:1	237-30	1	O-Ring
27	105-7900	4	Hyd Hose ASM
28	94-1433	2	Hyd Hose ASM



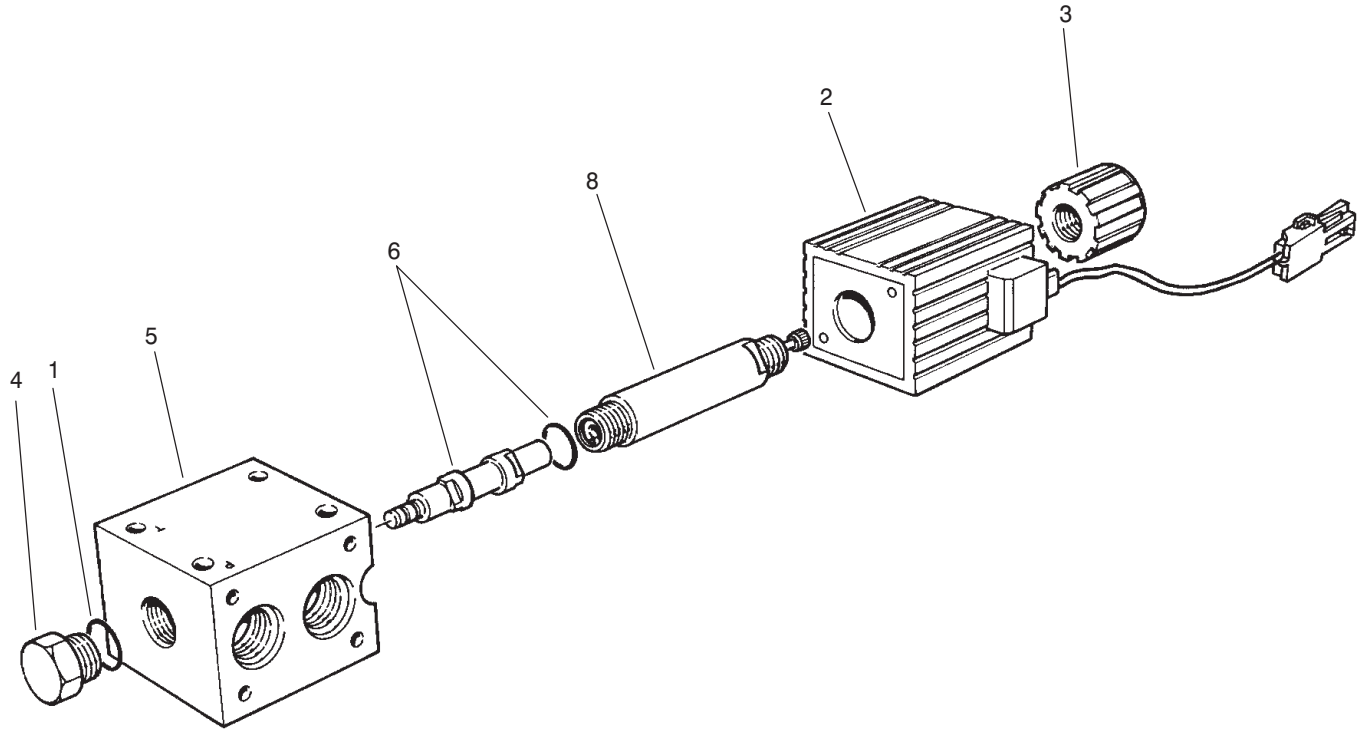
Sheet No.:B8
T-3798

Mow Block Assembly No. 105-0105

Ref. No.	Part No.	Qty.	Description
2	69-4120	2	Cartridge-Logic
2:1	69-4240	1	Seal Kit
3	94-8175	2	Control-Flow, Rotary
4	94-3655	2	Valve-Relief
4:1	75-2080	1	Seal Kit
5	94-3657	2	Spool ASM
5:1	94-3661	1	4-Way Seal Kit
6	93-7494	2	Cartridge
6:1	75-2080	1	Seal Kit
7	83-2010	2	Coil-Valve
*7:1	94-5438	2	Seal-Solenoid
8	95-5999	2	Plug-Orifice
9	353-991	4	Plug-Hex, Hollow
9:1	237-156	1	O-Ring
10	353-990	8	Plug
10:1	237-78	1	O-Ring
11	353-989	4	Plug-Hex, Hollow
11:1	237-42	1	O-Ring
12	94-3660	2	Kit-Detent
12:1	94-5020	1	Knob ASM
12:2	94-5025	1	Plate-Locating
12:3	94-5026	1	Plate-Indicator
12:4	3218-1	2	Nut-Jam
12:5	94-5023	1	Plate-Detent
12:5:1	3245-36	1	Screw-HSH
12:6	94-5027	2	Spring

Ref. No.	Part No.	Qty.	Description
12:7	255-13	2	Ball-Steel, Stainless
20	94-6378	2	Kit-Detent
20:1	94-5020	1	Knob ASM
20:2	94-5021	1	Plate-Locating
20:4	3218-1	2	Nut-Jam
20:5	94-5023	1	Plate-Detent
20:5:1	3245-36	1	Screw-HSH
20:6	94-5027	2	Spring
20:7	255-13	2	Ball-Steel, Stainless

* Not illustrated



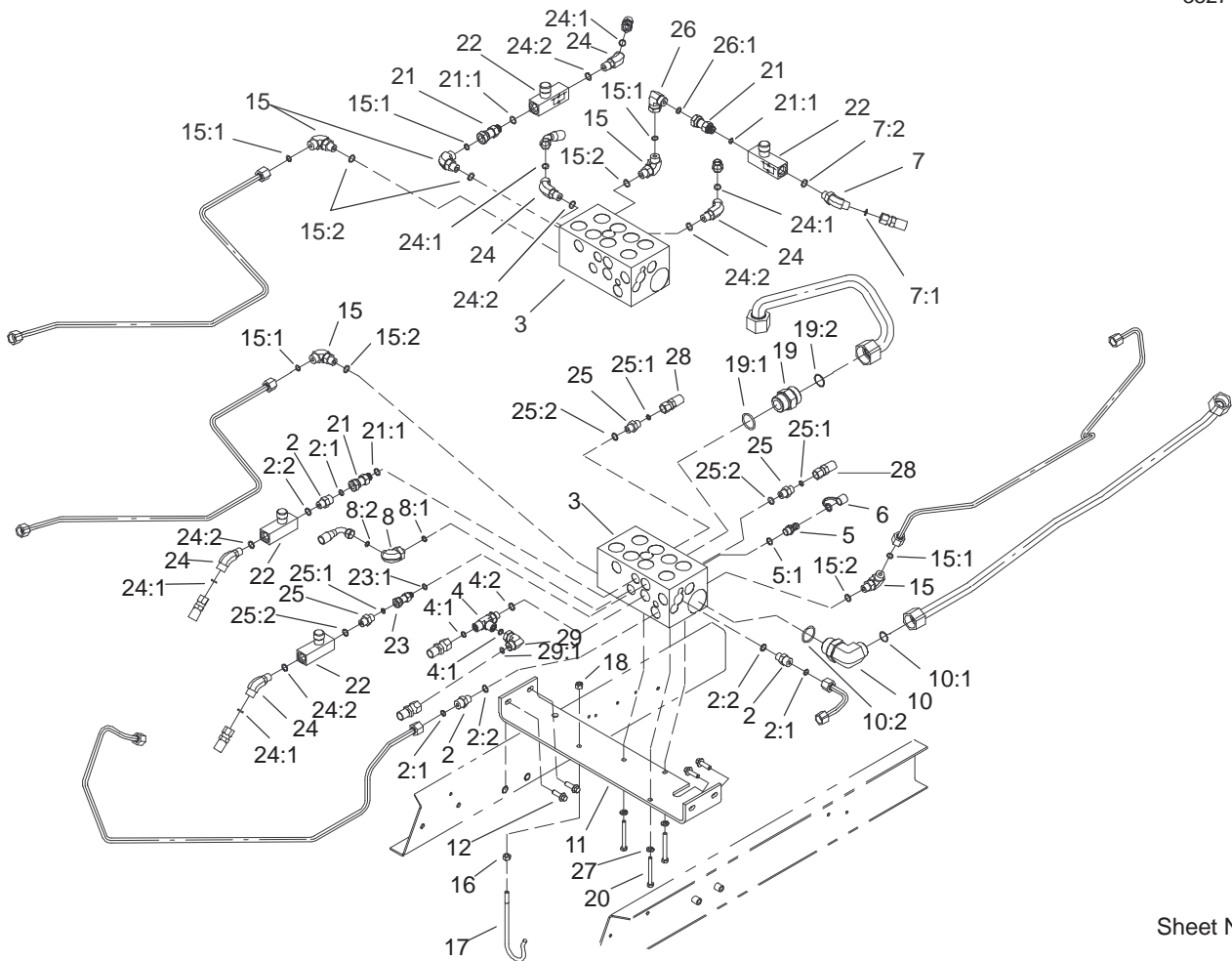
Sheet No.:B9
T-3640

Valve Assembly No. 76-9970

Ref. No.	Part No.	Qty.	Description
1	237-80	2	O-Ring
2	218-591	1	Coil ASM
3	218-592	1	Nut-Coil
☆4		1	Adapter ASM
☆5		1	Valve-Directional
☆6		1	Spool
☆7		1	Tube ASM

Ref. No.	Part No.	Qty.	Description

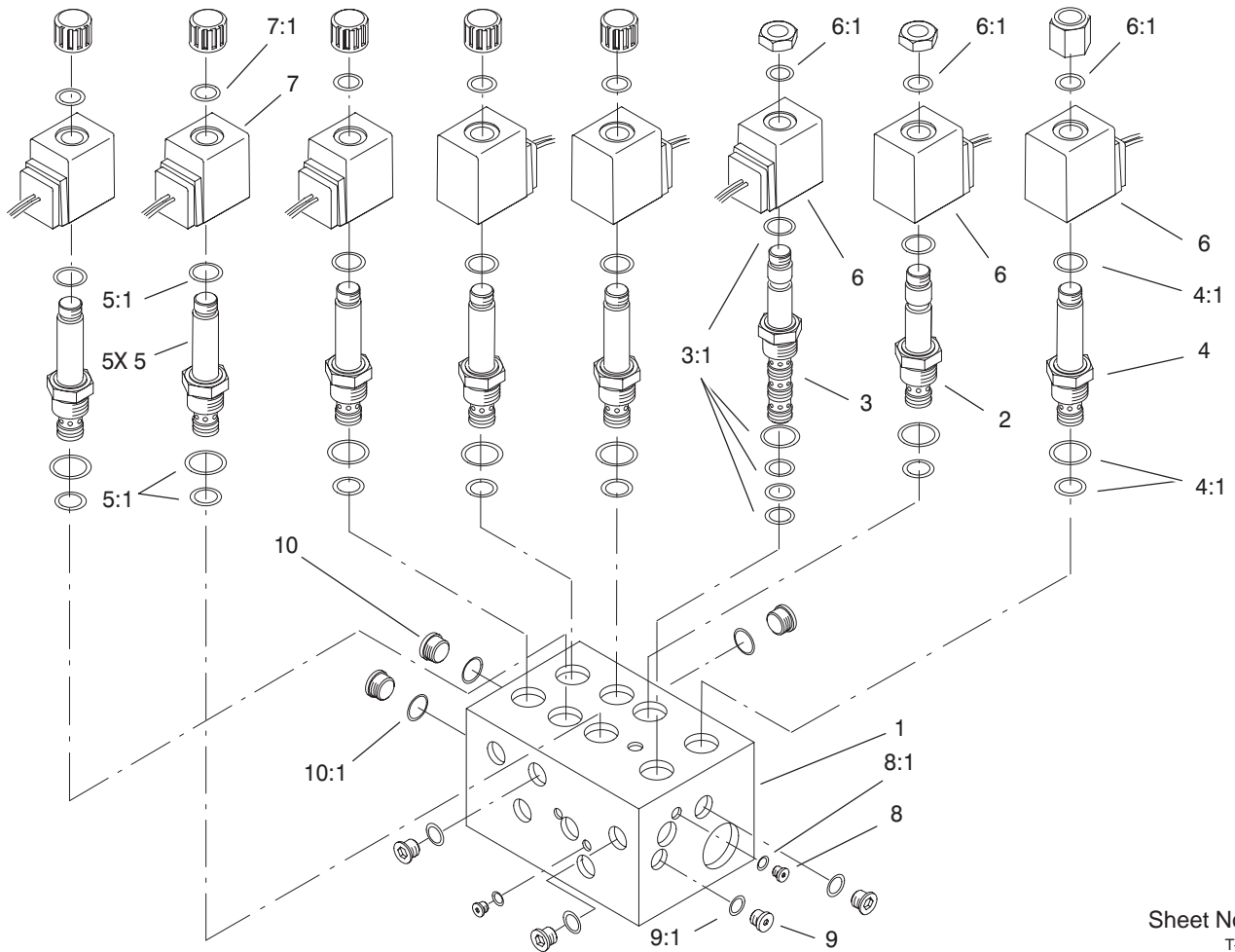
☆ Not serviced separately



Sheet No.:27

Front Hydraulic Control Block and Hose Assembly

Ref. No.	Part No.	Qty.	Description	Ref. No.	Part No.	Qty.	Description
2	340-2	3	Fitting-Hyd, Straight	16	3217-6	1	Nut-Hex
2:1	237-22	1	O-Ring	17	93-7970	1	Wireform-Hose Hanger
2:2	237-42	1	O-Ring	18	3296-29	1	Nut-Lock, NI
3	105-7908	1	Lift Manifold Block ASM	19	104-3797	1	Fitting-Hyd, Straight
4	340-86	1	Fitting-Tee, Hyd	19:1	237-146	1	O-Ring
4:1	237-22	2	O-Ring	19:2	340-65	1	O-Ring
4:2	237-42	1	O-Ring	20	322-3	3	Screw-HH
5	59-7410	1	Tip-Nipple, Diagonal	21	104-3779	3	Connector-Swivel, Straight
5:1	237-42	1	O-Ring	21:1	237-42	1	O-Ring
6	354-79	1	Cap-Dust, Yellow	22	98-9742	4	Valve-Control, Flow
7	340-82	1	Adapter	23	104-3777	1	Connector-Swivel, Straight
7:1	237-42	1	O-Ring	23:1	237-78	1	O-Ring
7:2	237-21	1	O-Ring	24	340-137	5	Fitting
8	340-132	1	Fitting-Hyd, 90°	24:1	237-21	1	O-Ring
8:1	237-78	1	O-Ring	24:2	237-42	1	O-Ring
8:2	237-21	1	O-Ring	25	340-1	3	Adapter
10	340-15	1	Adapter	25:1	237-35	1	O-Ring
10:1	237-58	1	O-Ring	25:2	237-42	1	O-Ring
10:2	237-146	1	O-Ring	26	340-110	1	Elbow-90°, Swivel
11	104-3772-01	1	Bracket-Manifold Block	26:1	237-42	1	O-Ring
12	3234-17	4	Screw-HHF	27	3253-4	3	Washer-Lock
15	340-77	3	Fitting-Hyd, 90°	28	104-3716	2	Hyd Hose ASM
15:1	237-22	1	O-Ring				
15:2	237-42	1	O-Ring				



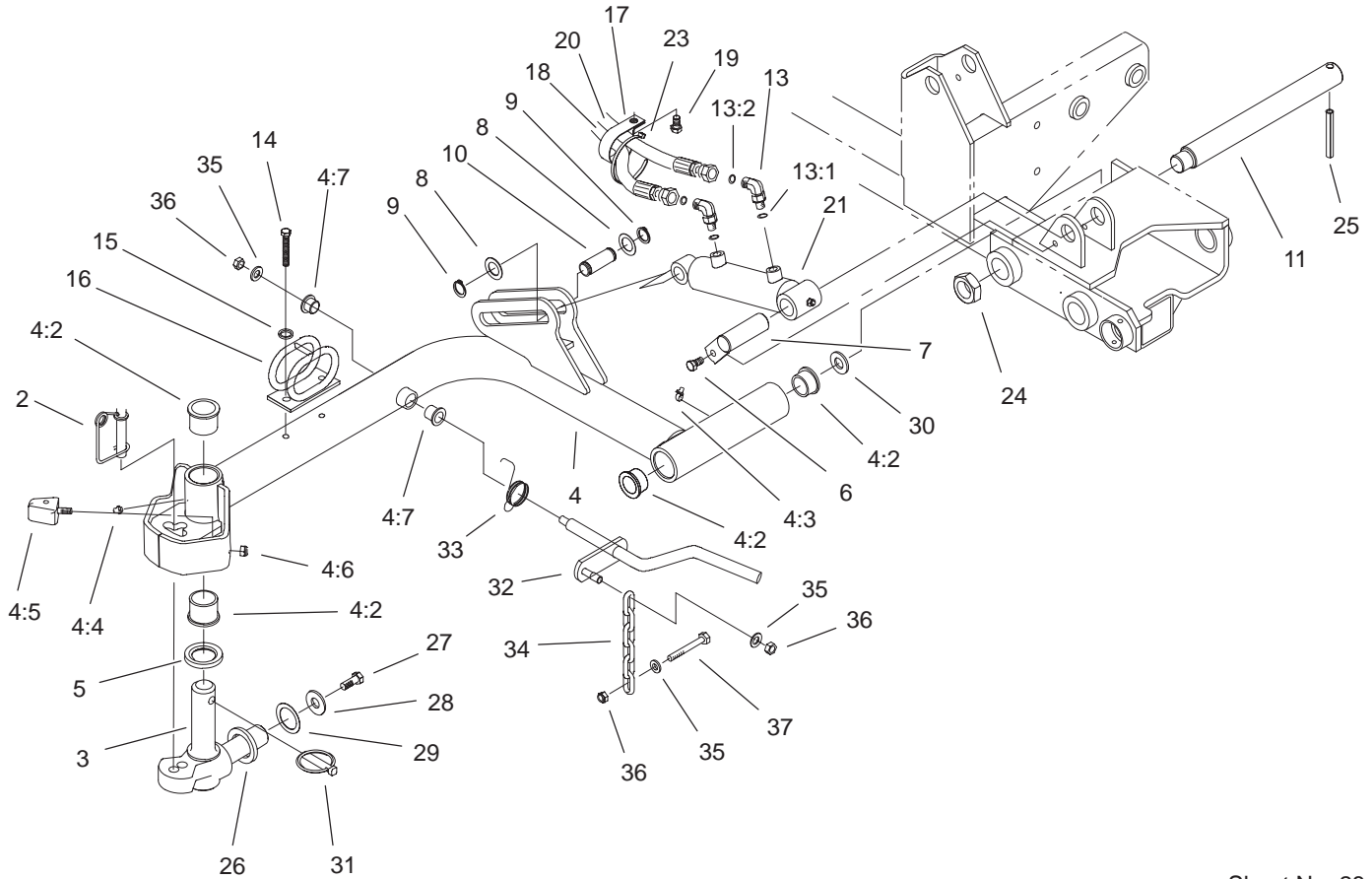
Sheet No.:C1
T-3875

Hydraulic Manifold Lift Block Assembly No. 105-7908

Ref. No.	Part No.	Qty.	Description
☆1		1	Manifold Body
2	105-8141	1	Valve-Cartridge
3	94-2627	1	Cartridge
3:1	95-5642	1	Seal Kit
4	93-7494	1	Cartridge
4:1	75-2080	1	Seal Kit
5	105-3327	3	Valve-Cartridge, Double Blocking
5:1	105-3334	1	Seal Kit
6	83-2010	8	Coil-Valve
*6:1	94-5438	2	Seal-Solenoid
7	105-3328	3	Coil-Solnoid
8	353-991	4	Plug-Hex, Hollow
8:1	237-156	1	O-Ring
9	353-990	1	Plug
9:1	237-78	1	O-Ring
10	353-989	7	Plug-Hex, Hollow
10:1	237-42	1	O-Ring

Ref. No.	Part No.	Qty.	Description

☆ Not serviced separately
* Not illustrated

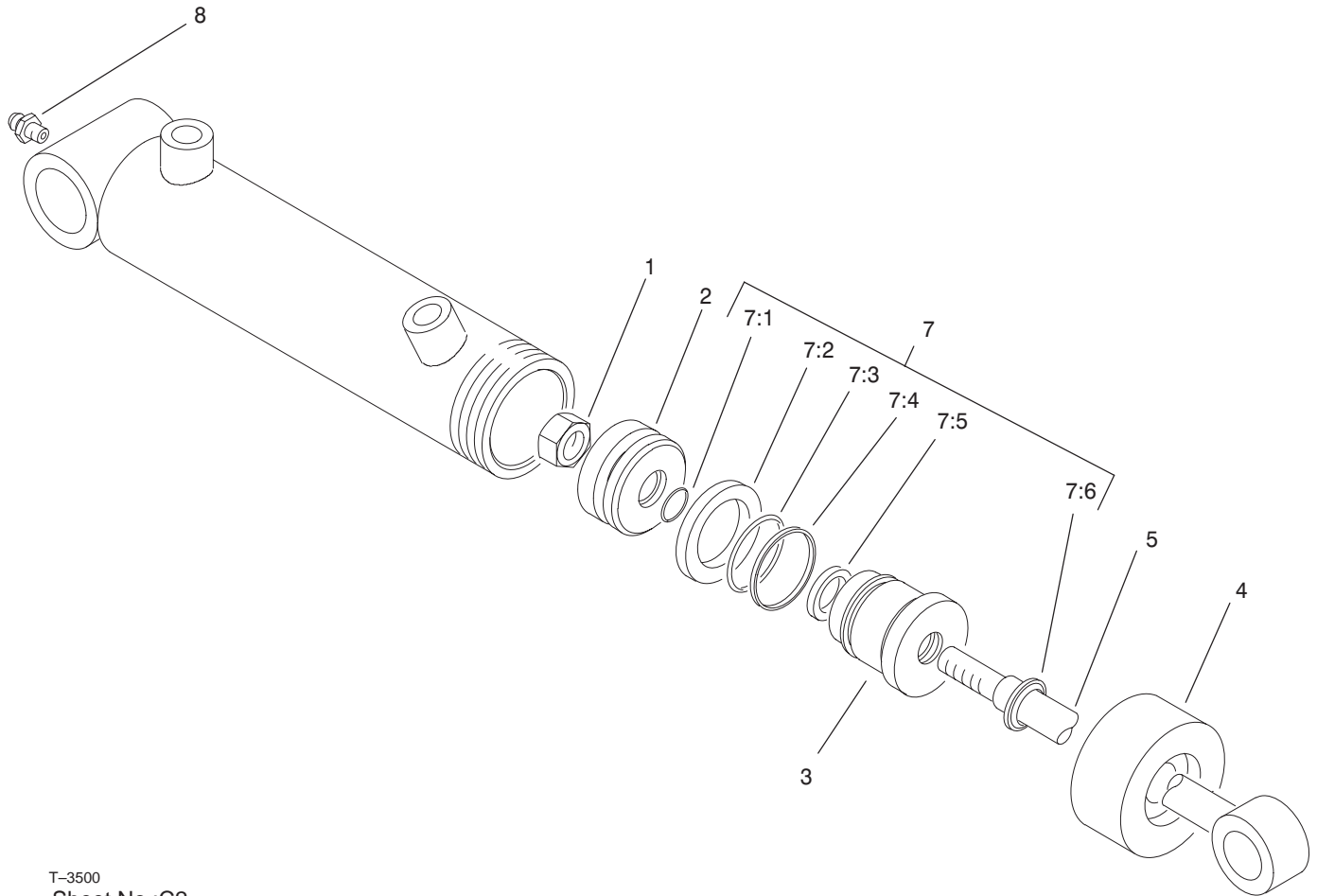


Sheet No.:28

Front Lift Arm Assembly No. 1

Ref. No.	Part No.	Qty.	Description
2	99-5610	1	Pin
3	98-1880-01	1	Knuckle-Pivot
4	105-3366	1	Lift Arm ASM No. 1
4:2	104-0015	4	Bushing-Flange
4:3	302-60	1	Fitting-Grease
4:4	302-5	1	Fitting-Grease
4:5	99-5605	2	Bumper ASM
4:6	3296-29	2	Nut-Lock, NI
4:7	256-287	2	Bushing
5	94-8946	1	Adapter ASM
6	32144-14	1	Screw-HWH
7	83-6790	1	Pin-Cylinder
8	94-9998	2	Washer-Thrust
9	94-9974	2	Ring-Retaining
10	75-5350	1	Pin-Slide, Cylinder
11	95-7158	1	Pin-Pivot
13	340-132	2	Fitting-Hyd, 90°
13:1	237-78	1	O-Ring
13:2	237-21	1	O-Ring
14	33114-020	2	Screw-HH
15	3253-4	2	Washer-Lock
16	99-5621	1	Guide-Hose
17	2412-96	1	Clamp-R
18	105-7916	1	Hyd Hose ASM
19	322-4	1	Screw-HH
20	105-9274	1	Hyd Hose ASM

Ref. No.	Part No.	Qty.	Description
21	93-2650	1	Cylinder-Lift
23	3290-378	1	Tie-Cable
24	3296-49	1	Nut-Lock NI
25	32121-110	1	Pin-Roll, Slotted
26	98-7974	1	Washer-Thrust
27	98-7993	1	Screw-HHF
28	3256-6	1	Washer-Flat
29	3-6781	1	Washer-Thrust
30	76-2980	1	Washer-Thrust
31	283-71	1	Pin-Lynch
32	105-0142-03	1	Rod-Front Pivot
33	98-3929	1	Spring-Torsion
34	93-6738	1	Chain
35	3256-24	3	Washer-Flat
36	3296-39	3	Nut-Lock, NI
37	323-7	1	Screw-HH



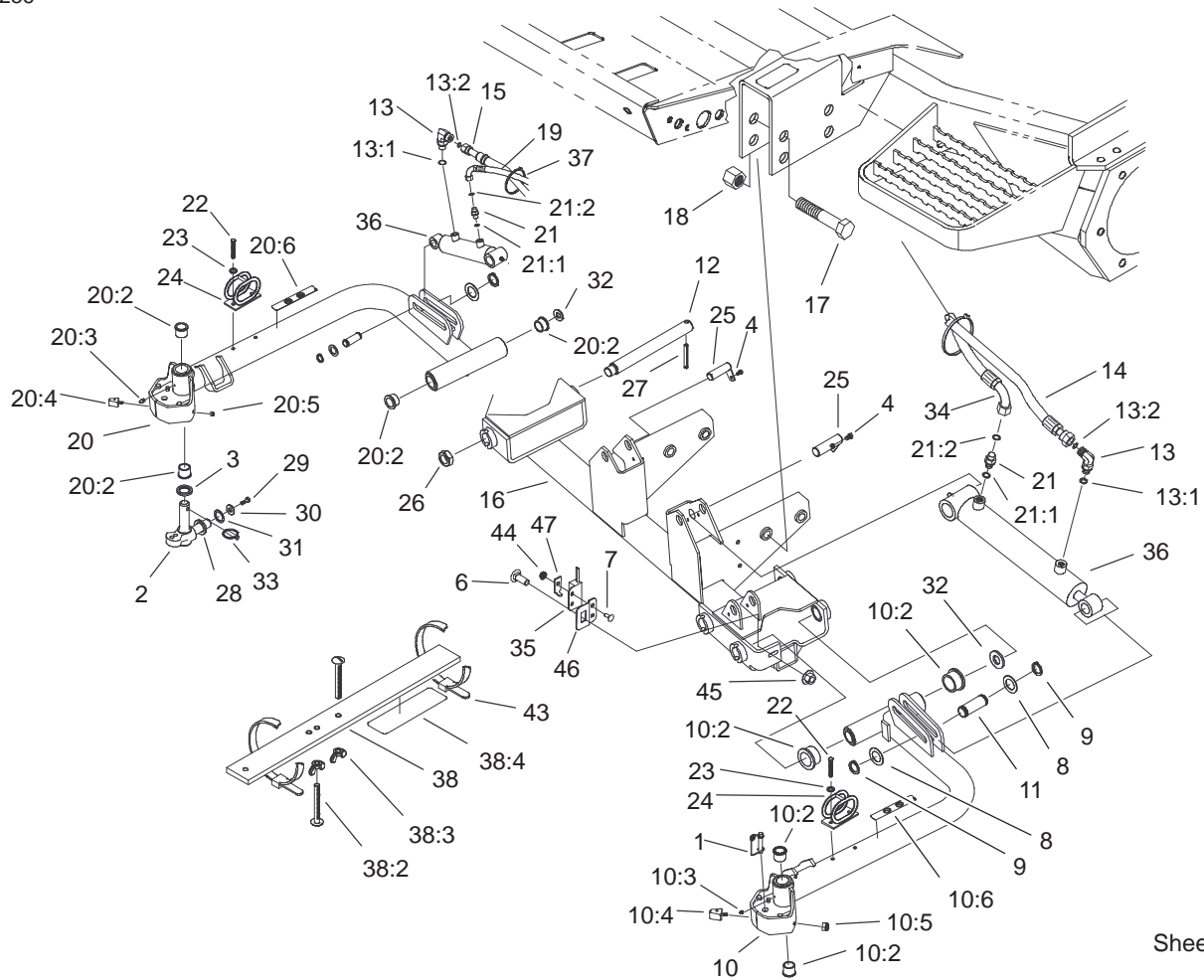
T-3500
Sheet No.:C2

Hydraulic Cylinder Assembly No. 93-2650

Ref. No.	Part No.	Qty.	Description
1	32152-10	1	Locknut
2	70-2780	1	Piston
3	93-7990	1	Head
4	93-7991	1	Collar
5	94-2644	1	Shaft-With Tube
7	86-7330	1	Kit-Seal
☆7:1		1	O-Ring
☆7:2		1	Seal-Special
☆7:3		1	O-Ring
☆7:4		1	Backup
☆7:5		1	Seal-Rod
☆7:6		1	Seal-Dust
8	302-5	1	Fitting-Grease

Ref. No.	Part No.	Qty.	Description

☆ Not serviced separately

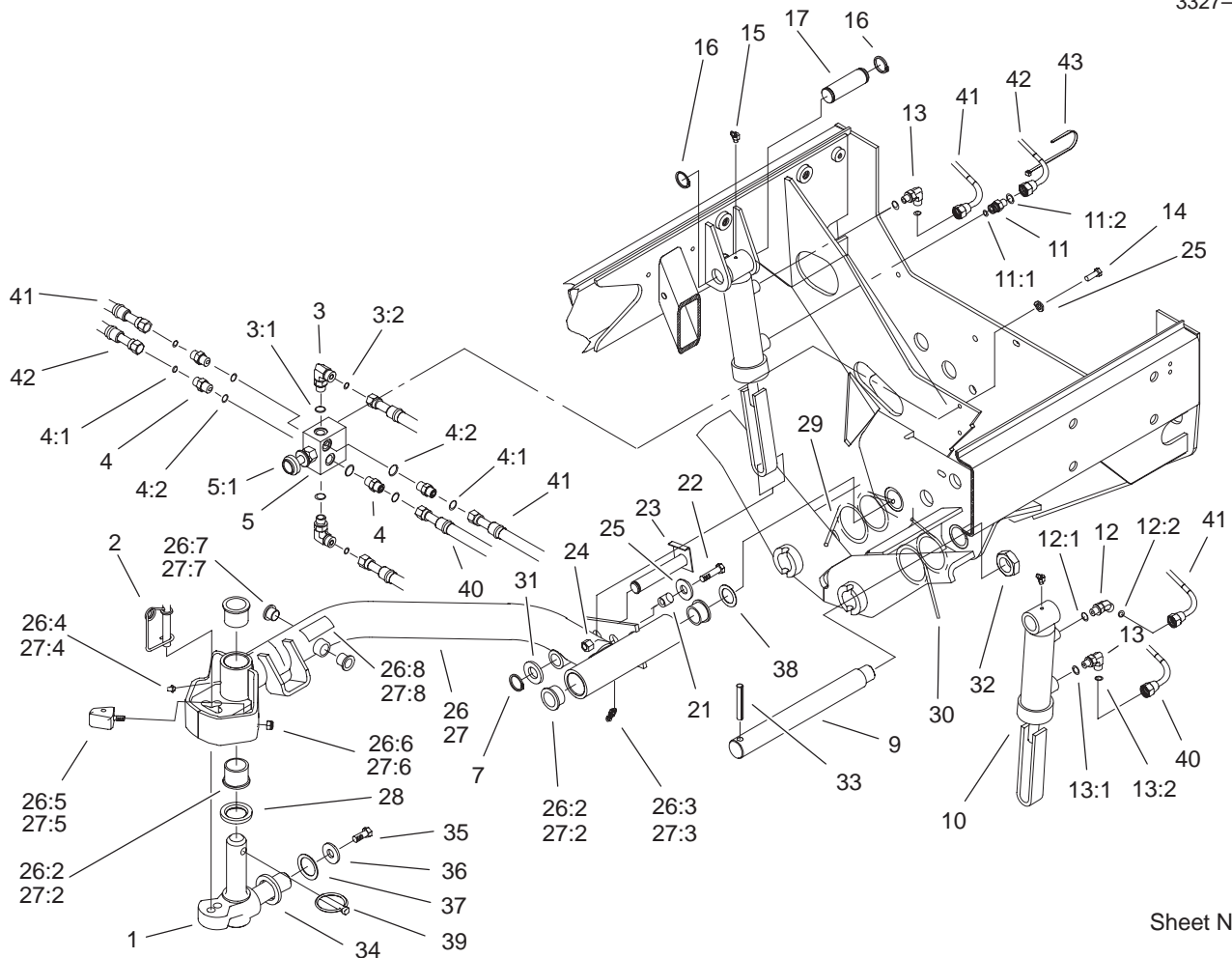


Sheet No.:29

Front Lift Arm and Motor Assembly

Ref. No.	Part No.	Qty.	Description
1	99-5610	2	Pin
2	98-1880-01	2	Knuckle-Pivot
3	94-8946	2	Adapter ASM
4	32144-14	2	Screw-HWH
6	3231-22	1	Screw-CARR
7	104-1450	1	Bolt-CARR
8	94-9998	4	Washer-Thrust
9	94-9974	4	Ring-Retaining
10	105-3359	1	Lift Arm Assembly No. 4
10:2	104-0015	4	Bushing-Flange
10:3	302-5	2	Fitting-Grease
10:4	99-5605	2	Bumper ASM
10:5	3296-29	2	Nut-Lock, NI
10:6	93-6687	1	Decal-Step, No
11	75-5350	2	Pin-Slide, Cylinder
12	95-7158	2	Pin-Pivot
13	340-132	2	Fitting-Hyd, 90°
13:1	237-78	1	O-Ring
13:2	237-21	1	O-Ring
14	105-7948	1	Hyd Hose ASM
15	105-7945	1	Hyd Hose ASM
16	105-3347-03	1	Frame-Carrier Front
17	328-7	4	Screw-HH
18	3296-51	4	Nut-Lock, NI
19	105-7946	1	Hyd Hose ASM

Ref. No.	Part No.	Qty.	Description
20	105-0110	1	Lift Arm ASM No. 5
20:2	104-0015	4	Bushing-Flange
20:3	302-5	2	Fitting-Grease
20:4	99-5605	2	Bumper ASM
20:5	3296-29	2	Nut-Lock, NI
20:6	93-6687	1	Decal-Step, No
21	340-92	2	Fitting-Hyd, Straight
21:1	237-78	1	O-Ring
21:2	237-21	1	O-Ring
22	33114-020	4	Screw-HH
23	3253-4	4	Washer-Lock
24	99-5621	2	Guide-Hose
25	83-6780-01	2	Pin-Cylinder
26	3296-49	2	Nut-Lock NI
27	32121-110	2	Pin-Roll, Slotted
28	98-7974	2	Washer-Thrust
29	98-7993	2	Screw-HHF
30	3256-6	2	Washer-Flat
31	3-6781	2	Washer-Thrust
32	76-2980	2	Washer-Thrust
33	283-71	2	Pin-Lynch
34	105-7947	1	Hyd Hose ASM
35	100-1270	1	Switch-Proximity
36	99-6986	2	Cylinder-Hyd
37	3290-378	2	Tie-Cable
38	98-1852	1	Gauge Bar ASM



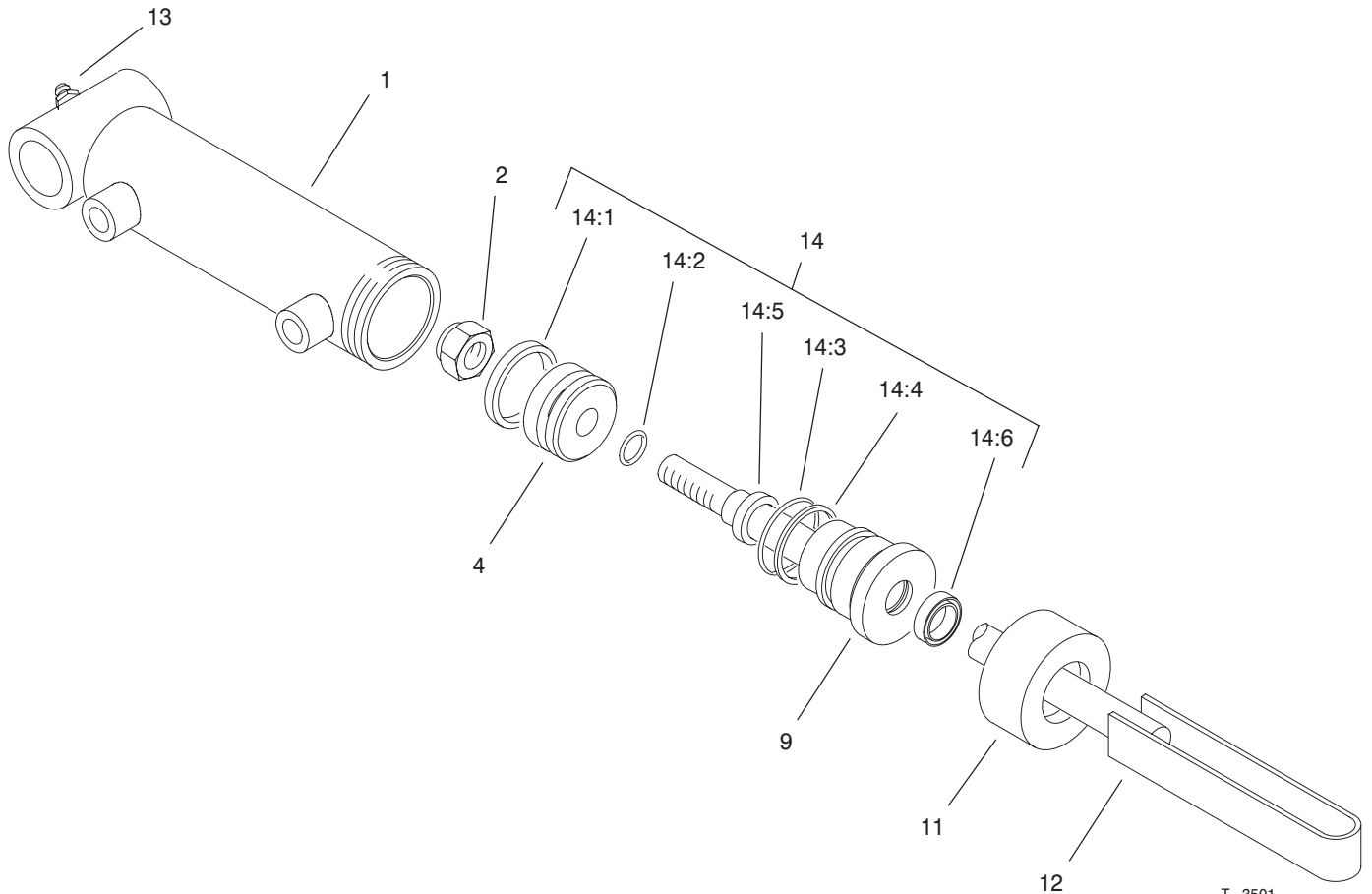
Sheet No.:30

Lift Arm and Cylinder Assembly

Ref. No.	Part No.	Qty.	Description
1	98-1880-01	2	Knuckle-Pivot
2	99-5610	2	Pin
3	340-82	2	Adapter
3:1	237-42	1	O-Ring
3:2	237-21	1	O-Ring
4	340-1	4	Adapter
4:1	237-35	1	O-Ring
4:2	237-42	1	O-Ring
5	104-9250	1	Control-Flow
5:1	104-0003	1	Cartridge Kit
*5:1:1	105-3334	1	Seal Kit
*5:1:2	105-7514	1	Cartridge Knob Kit
7	94-9974	2	Ring-Retaining
9	95-7158	2	Pin-Pivot
10	99-2550	2	Cylinder-Hyd
11	340-92	1	Fitting-Hyd, Straight
11:1	237-78	1	O-Ring
11:2	237-21	1	O-Ring
12	340-103	1	Fitting-Hyd, 45°
12:1	237-78	1	O-Ring
12:2	237-21	1	O-Ring
13	340-132	2	Fitting-Hyd, 90°
13:1	237-78	1	O-Ring
13:2	237-21	1	O-Ring
14	321-4	2	Screw-HH
15	302-11	2	Fitting-Lube, 45°

Ref. No.	Part No.	Qty.	Description
16	32151-36	4	Ring-Retaining
17	92-7548	2	Pin-Cylinder
21	82-6840	2	Spacer
22	322-7	2	Screw-HH
23	99-2560	2	Pin
24	3296-29	2	Nut-Lock, NI
25	3256-3	2	Washer-Flat
26	105-3363	1	Lift Arm ASM No. 3
26:2	104-0015	4	Bushing-Flange
26:3	302-11	1	Fitting-Lube, 45°
26:4	302-5	1	Fitting-Grease
26:5	99-5605	2	Bumper ASM
26:6	3296-29	2	Nut-Lock, NI
26:7	256-287	2	Bushing
26:8	93-6696	1	Decal-Spring, Loaded
27	105-3362	1	Lift Arm ASM No. 2
27:2	104-0015	4	Bushing-Flange
27:3	302-11	1	Fitting-Lube, 45°
27:4	302-5	1	Fitting-Grease
27:5	99-5605	2	Bumper ASM
27:6	3296-29	2	Nut-Lock, NI
27:7	256-287	2	Bushing
27:8	93-6696	1	Decal-Spring, Loaded
28	94-8946	2	Adapter ASM
29	99-5608	1	Spring-Torsion, RH
30	99-5609	1	Spring-Torsion, LH

* Not illustrated



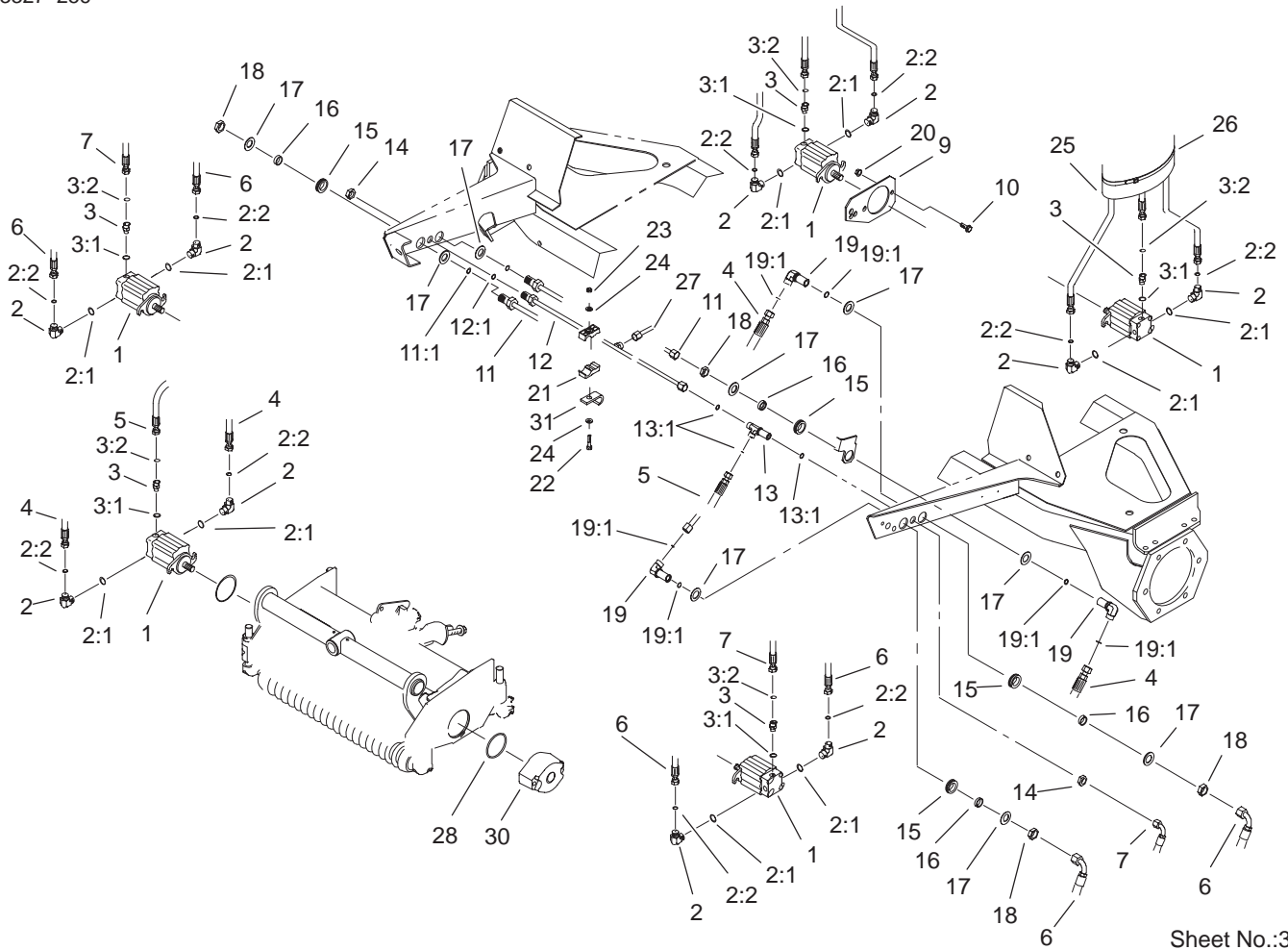
T-3501
Sheet No.:C4

Hydraulic Cylinder Assembly No. 99-2550

Ref. No.	Part No.	Qty.	Description
☆1		1	Barrel
2	32152-10	1	Locknut
☆4		1	Piston
☆9		1	Head
☆11		1	Collar
☆12		1	Shaft And Tube
13	302-5	1	Fitting-Grease
14	100-8023	1	Kit-Repair, Seal
☆14:1		1	Seal-Psp
☆14:2		1	O-Ring
☆14:3		1	O-Ring
☆14:4		1	Backup
☆14:5		1	Seal-Rod
☆14:6		1	Seal-Dust

Ref. No.	Part No.	Qty.	Description

☆ Not serviced separately

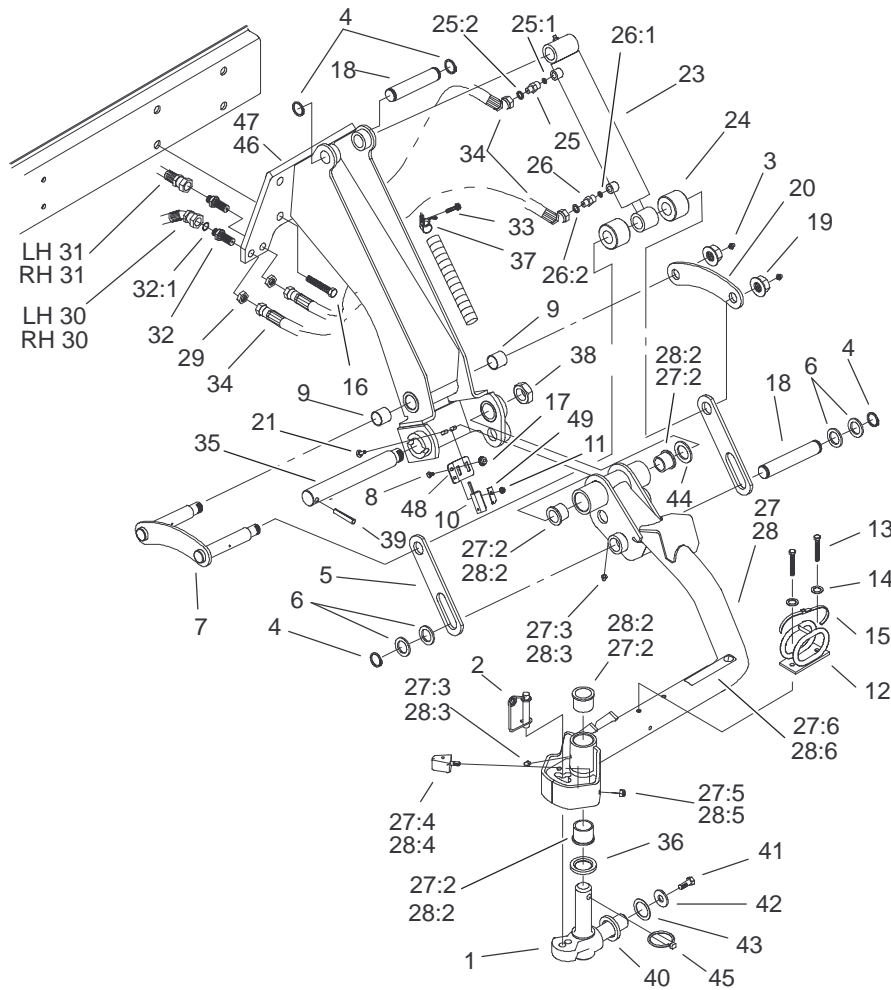


Sheet No.:31

Reel Motor Assembly

Ref. No.	Part No.	Qty.	Description
1	98-9999	5	Motor-Hydraulic
2	340-98	10	Fitting-Hyd, 90°
2:1	237-79	1	O-Ring
2:2	237-30	1	O-Ring
3	340-92	5	Fitting-Hyd, Straight
3:1	237-78	1	O-Ring
3:2	237-21	1	O-Ring
4	105-7902	2	Hyd Hose ASM
5	92-7560	1	Hyd Hose ASM
6	105-7901	4	Hyd Hose ASM
7	92-7559	2	Hyd Hose ASM
9	94-2634-03	7	Bracket-Motor
10	3234-11	10	Screw-HHF
11	93-4219	1	Tube ASM
11:1	237-30	1	O-Ring
12	93-4223	1	Front Drain Tube ASM
12:1	237-22	2	O-Ring
13	340-68	1	Fitting-Tee, Bulkhead
13:1	237-22	3	O-Ring
14	340-70	2	Locknut-Bulkhead
15	240-5	5	Grommet
16	69-8960	5	Spacer
17	69-8930	10	Washer
18	340-127	5	Nut-Bulkhead
19	93-9151	2	Fitting-Hyd
19:1	237-30	2	O-Ring

Ref. No.	Part No.	Qty.	Description
20	32128-43	10	Nut-Flange
21	56-7972	4	Clamp-Tube
22	322-7	2	Screw-HH
23	3296-47	2	Nut-Lock, NI
24	3256-23	4	Washer-Flat
25	99-5617	5	Sleeve-Protective
26	3290-379	6	Tie-Cable
27	104-3718	1	Drain Tube ASM
28	93-9783	14	O-Ring
30	105-4011-03	7	Weight-End
31	2412-109	1	Clip-J

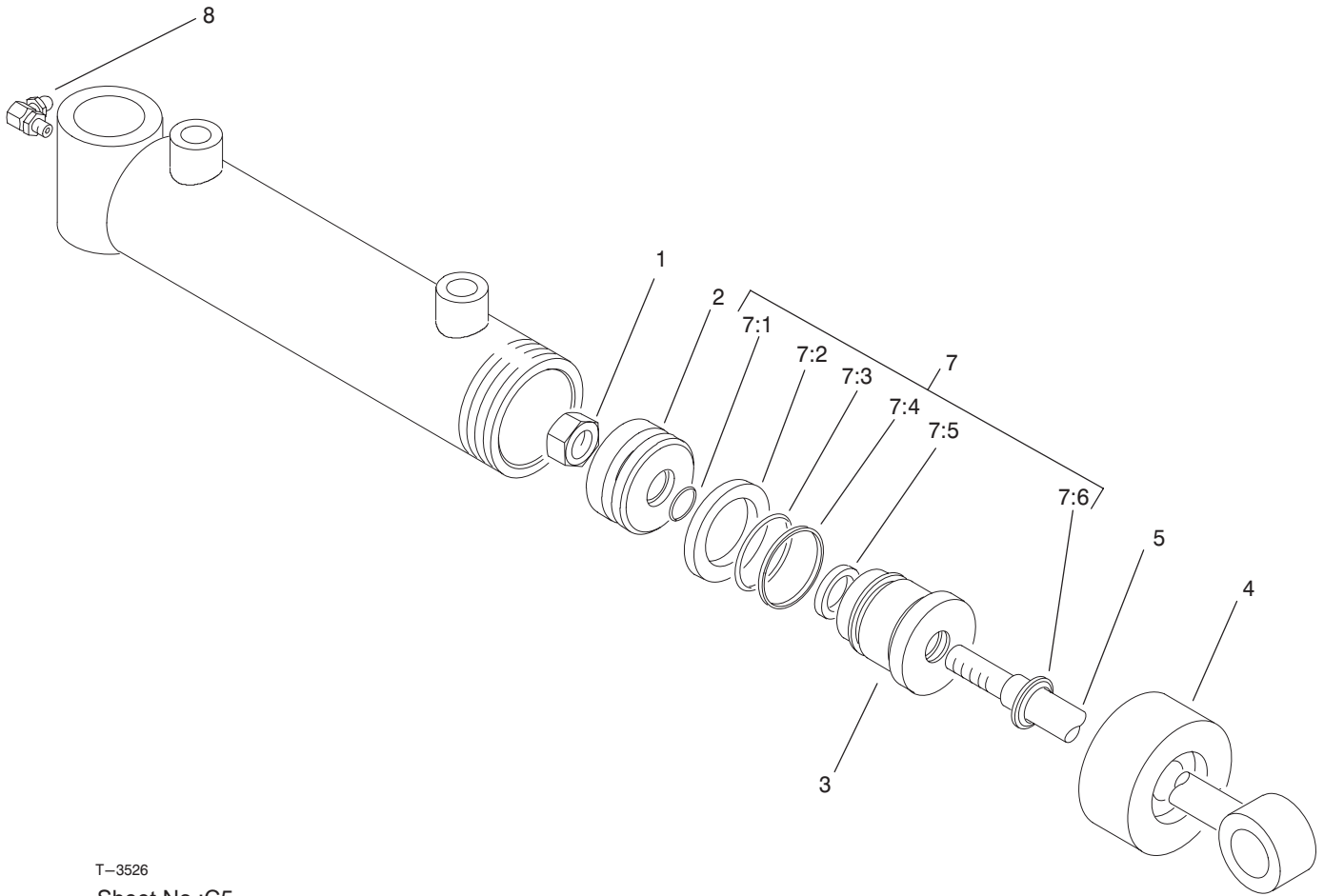


Sheet No.:32

No. 6 and 7 Rear Lift Arm Assembly

Ref. No.	Part No.	Qty.	Description
1	98-1880	2	Knuckle-Pivot
2	99-5610	2	Pin
3	302-5	4	Fitting-Grease
4	32151-36	8	Ring-Retaining
5	93-2704	4	Link-Left
6	10-8110	8	Washer-Thrust
7	98-8823	2	Link
8	104-1450	2	Bolt-CARR
9	67-1750	4	Bushing
10	100-1270	2	Switch-Proximity
11	32149-7	2	Nut-Keps
12	99-5621	2	Guide-Hose
13	33114-020	4	Screw-HH
14	3253-4	4	Washer-Lock
15	3334-945	2	Tie-Cable
16	33108-035	8	Screw-HHF
17	32128-33	4	Nut-HF
18	93-2699	4	Pin
19	33029-00	4	Nut-Lock NI
20	98-8821	2	Link-Rear
21	3229-28	4	Screw-CARR
23	93-2631	2	Cylinder Lift
24	93-2700	4	Roller-Plastic
25	340-92	2	Fitting-Hyd, Straight
25:1	237-78	1	O-Ring
25:2	237-21	1	O-Ring

Ref. No.	Part No.	Qty.	Description
26	94-1449	2	Fitting
26:1	237-78	1	O-Ring
26:2	237-21	1	O-Ring
27	105-3358	1	Lift Arm ASM No. 7
27:2	104-0015	4	Bushing-Flange
27:3	302-5	2	Fitting-Grease
27:4	99-5605	2	Bumper ASM
27:5	3296-29	2	Nut-Lock, NI
27:6	93-6687	1	Decal-Step, No
28	105-3357	1	Lift Arm ASM No. 6
28:2	104-0015	4	Bushing-Flange
28:3	302-5	2	Fitting-Grease
28:4	99-5605	2	Bumper ASM
28:5	3296-29	2	Nut-Lock, NI
28:6	93-6687	1	Decal-Step, No
29	340-78	4	Locknut-Bulkhead
30	104-3740	2	Lift Cylinder Hose ASM
31	104-3747	2	Lift Cylinder Hose ASM
32	94-1444	4	Union Bulkhead
32:1	237-21	2	O-Ring
33	32144-11	6	Screw-TAP
34	92-7643	4	Hydraulic Hose ASM
35	98-8826	2	Pin-Pivot
36	94-8946	2	Adapter ASM



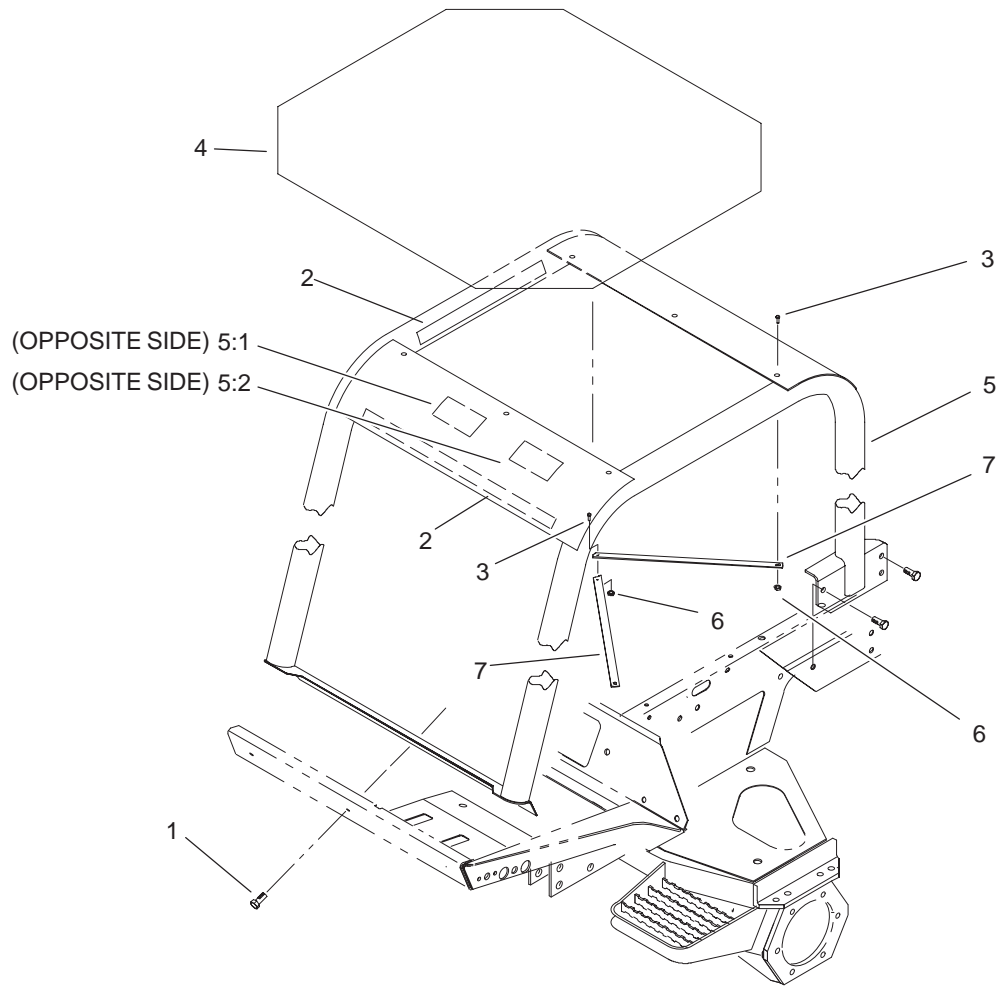
T-3526
Sheet No.:C5

Hydraulic Lift Cylinder Assembly No. 93-2631

Ref. No.	Part No.	Qty.	Description
1	32152-10	1	Locknut
2	94-2603	1	Piston
3	94-2604	1	Head
4	94-2605	1	Collar
5	94-2606	1	Shaft ASM
7	94-2608	1	Seal Repair Kit
☆7:1		1	O-Ring
☆7:2		1	Seal-Special
☆7:3		1	O-Ring
☆7:4		1	Seal-Backup
☆7:5		1	Seal-Rod
☆7:6		1	Seal-Dust
8	302-33	1	Fitting-Grease

Ref. No.	Part No.	Qty.	Description

☆ Not serviced separately

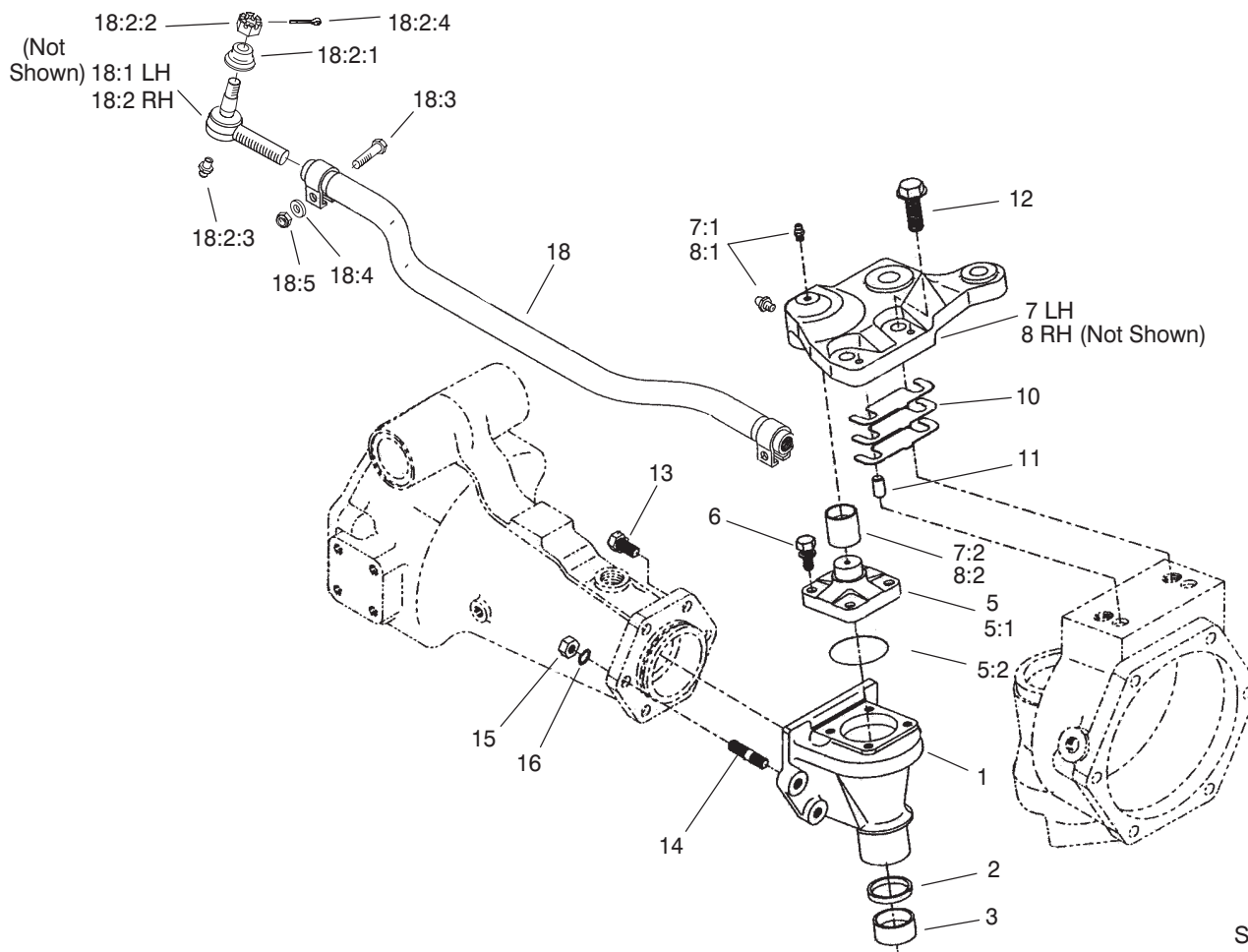


Sheet No.:34

(ROPS) Roll-Over-Protection-System Assembly

Ref. No.	Part No.	Qty.	Description
1	33106-035	3	Screw-HHF
2	93-9157	4	Velcro-Hook
3	33104-030	5	Screw-HHF
4	93-9160	1	Cover-Rops
5	94-2643	1	Rops ASM
5:1	93-8050	1	Decal-Roof, Rops
5:2	92-7540	1	Decal-Rops
6	33024-00	5	Nut-Lock
7	93-9159	2	Strap-Cover

Ref. No.	Part No.	Qty.	Description



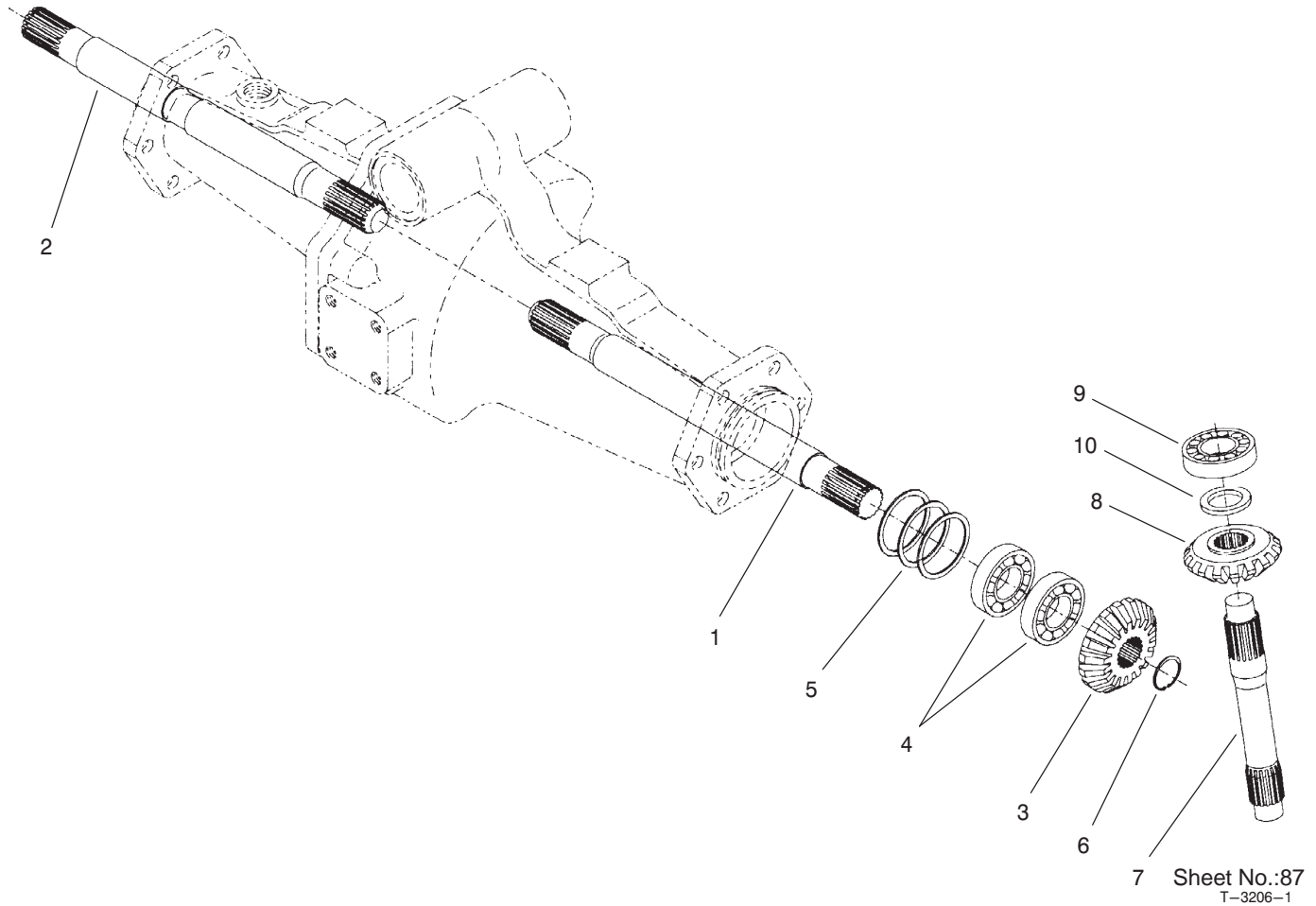
Sheet No.:86
T-3503

Rear Axle Assembly No. 100-3784 Bevel Gear Case Assembly (Continued)

Ref. No.	Part No.	Qty.	Description
1	95-7538	2	Case-Bevel Gear
2	100-2557	2	Seal-Oil
3	104-2378	2	Bushing
5	104-2376	2	Knuckle ASM
5:1	104-2373	1	Knuckle
5:2	104-2372	1	O-Ring
6	104-2374	8	Bolt
7	100-3768	1	LH Steering Arm ASM
7:1	302-5	2	Fitting-Grease
7:2	104-8634	1	Bushing
8	100-3766	1	RH Steering Arm ASM
8:2	302-5	2	Fitting-Grease
8:3	104-8634	1	Bushing
10	95-7547	2	Shim 0.1
10	95-7548	2	Shim 0.2
10	95-7549	2	Shim 0.4
11	99-7597	4	Pin-Dowel
12	104-2375	4	Bolt
13	99-7599	8	Bolt
14	99-7525	4	Stud
15	99-7526	4	Nut
16	99-7527	4	Washer-Spring
18	100-3762	1	Tie Rod ASM
*18:1	100-3851	1	LH Tie Rod End ASM

Ref. No.	Part No.	Qty.	Description
*18:1:1	100-3853	1	Cover-Dust
*18:1:2	100-3854	1	Nut-Castle
*18:1:3	302-5	1	Fitting-Grease
*18:1:4	3272-11	1	Pin-Cotter
18:2	100-3852	1	RH Tie Rod End ASM
18:2:1	100-3853	1	Cover-Dust
18:2:2	100-3854	1	Nut-Castle
18:2:3	302-5	1	Fitting-Grease
18:2:4	3272-11	1	Pin-Cotter
18:3	100-3855	2	Bolt
18:4	99-7527	2	Washer-Spring
18:5	99-7526	2	Nut

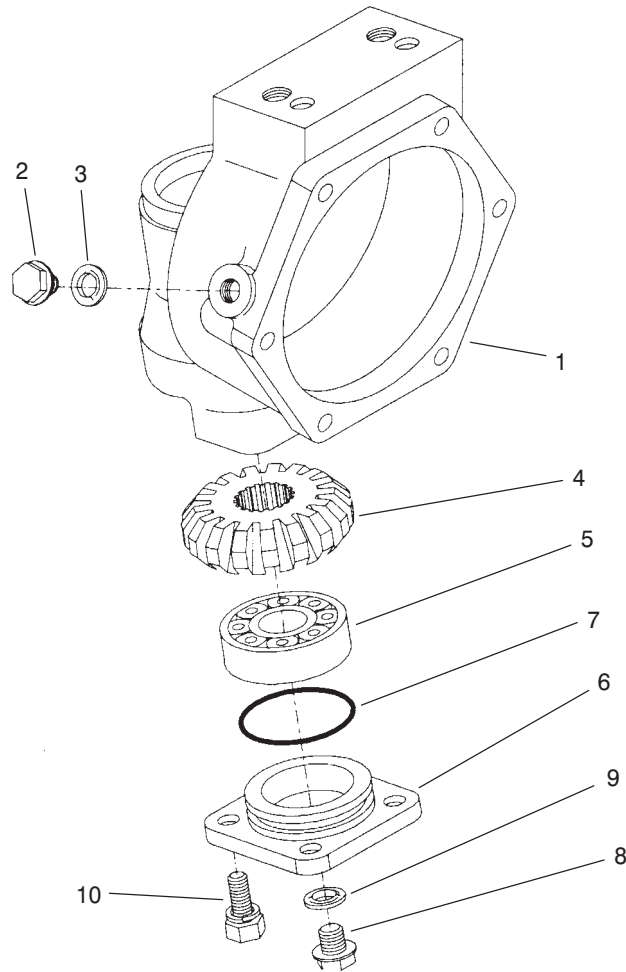
* Not illustrated



Rear Axle Assembly No. 100-3784 Bevel Gear Shaft Assembly (Continued)

Ref. No.	Part No.	Qty.	Description
1	95-7509	1	Shaft-Gear, Differential
2	95-7512	1	Shaft-Gear, Differential
3	95-7517	2	Gear-15 Tooth Bevel
4	99-7530	4	Bearing-Ball
5	99-7552	2	Shim 0.1
5	99-7553	2	Shim 0.2
5	99-7554	2	Shim 0.5
6	99-7531	2	Clip
7	95-7529	2	Shaft-Bevel Gear
8	95-7519	2	Gear-17 Tooth Bevel
9	99-7532	2	Bearing-Taper Roller
10	99-7558	2	Collar

Ref. No.	Part No.	Qty.	Description

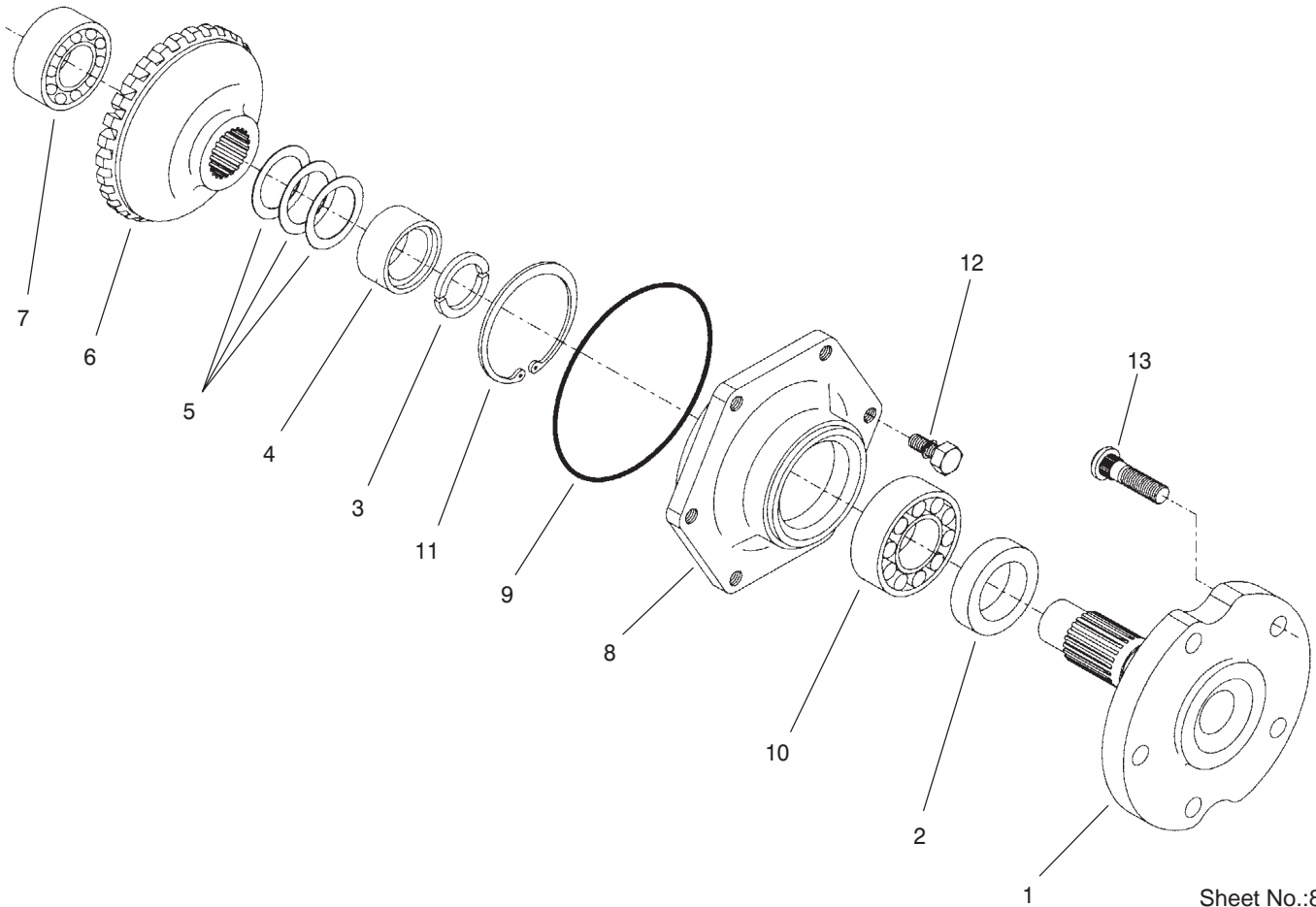


Sheet No.:88
T-3207-1

Rear Axle Assembly No. 100-3784 Axle Case Assembly (Continued)

Ref. No.	Part No.	Qty.	Description
1	95-7531	2	Case-Axle
2	99-7535	2	Plug
3	99-7536	2	Washer-Seal
4	95-7527	2	Gear-17 Tooth Bevel
5	99-7532	2	Bearing-Taper Roller
6	100-2560	2	Cover
7	100-2561	2	O-Ring
8	99-7589	2	Plug
9	99-7590	2	Washer-Seal
10	100-2562	8	Bolt

Ref. No.	Part No.	Qty.	Description



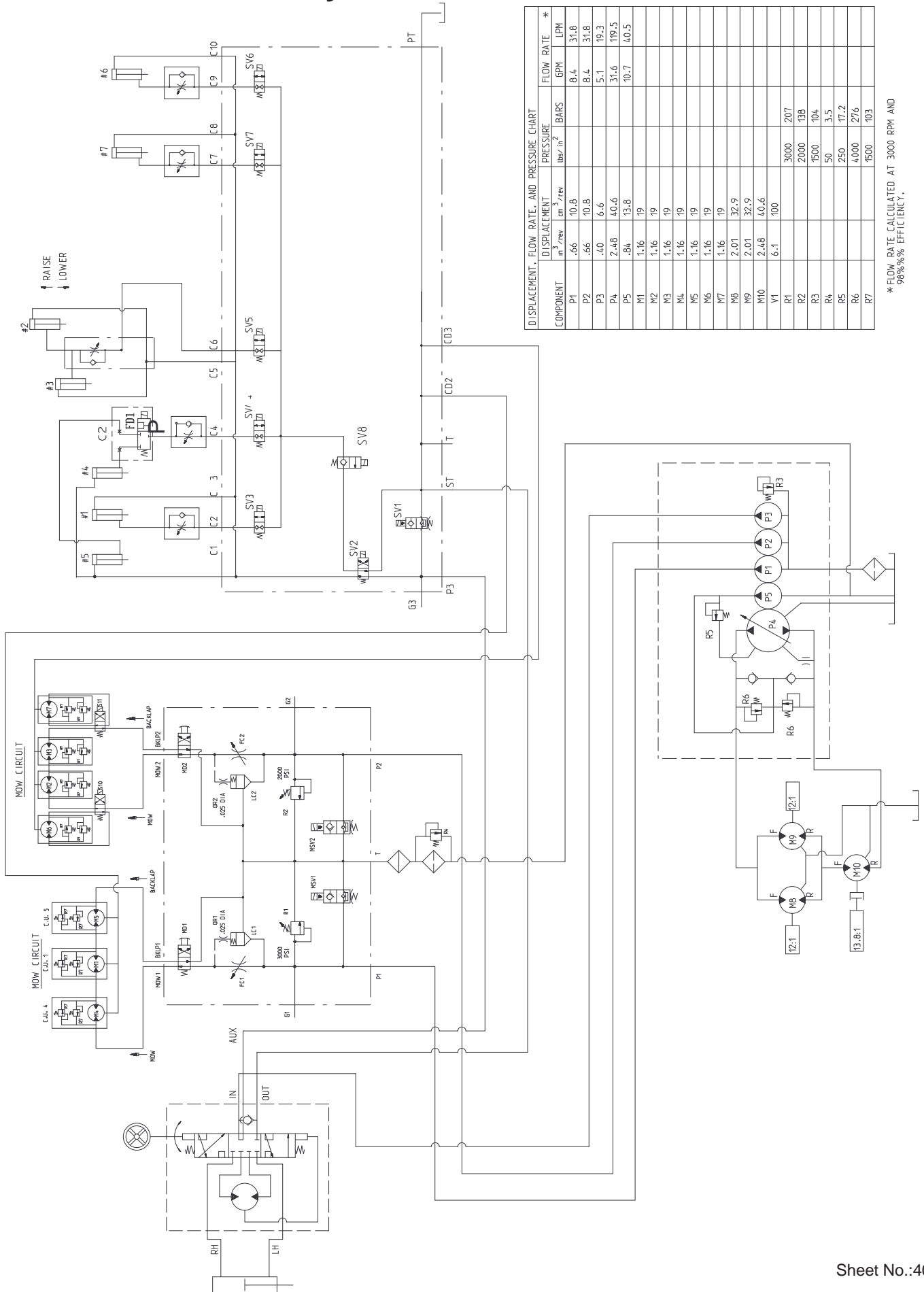
Sheet No.:89
T-3108-1

Rear Axle Assembly No. 100-3784 Axle Assembly (Continued)

Ref. No.	Part No.	Qty.	Description
1	95-7522	2	Axle
2	99-7564	2	Seal-Oil
3	95-7544	4	Clip
4	95-7523	2	Spacer
5	99-7555	2	Shim 0.3
5	99-7556	2	Shim 0.2
5	99-7557	2	Shim 0.5
6	95-7524	2	Gear-29 Tooth Bevel
7	99-7534	2	Bearing-Ball
8	95-7521	2	Cover-Axle
9	99-7538	2	O-Ring
10	99-7561	2	Bearing-Ball
11	99-7539	2	Clip
12	99-7596	12	Bolt
13	99-7563	10	Stud

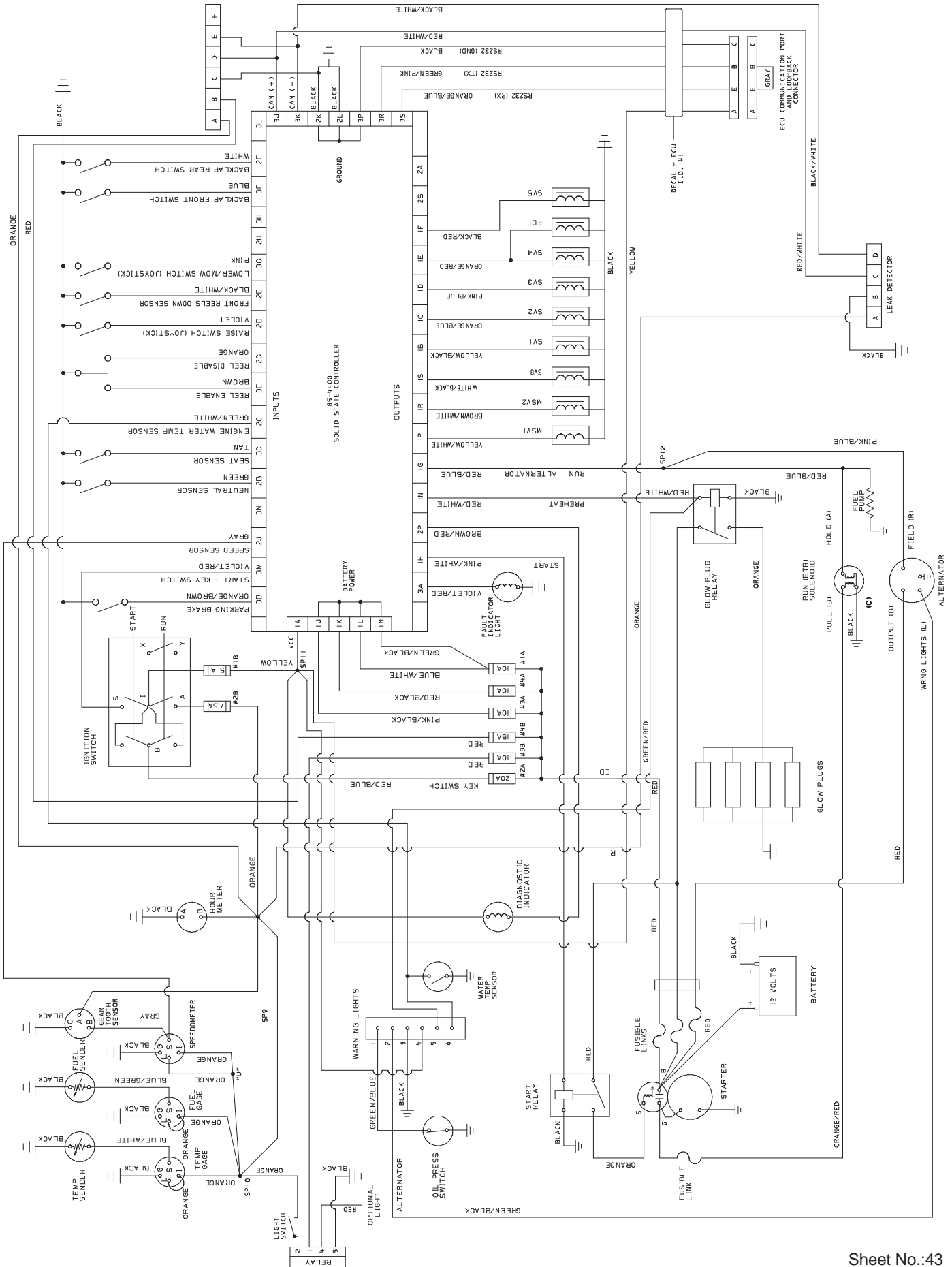
Ref. No.	Part No.	Qty.	Description

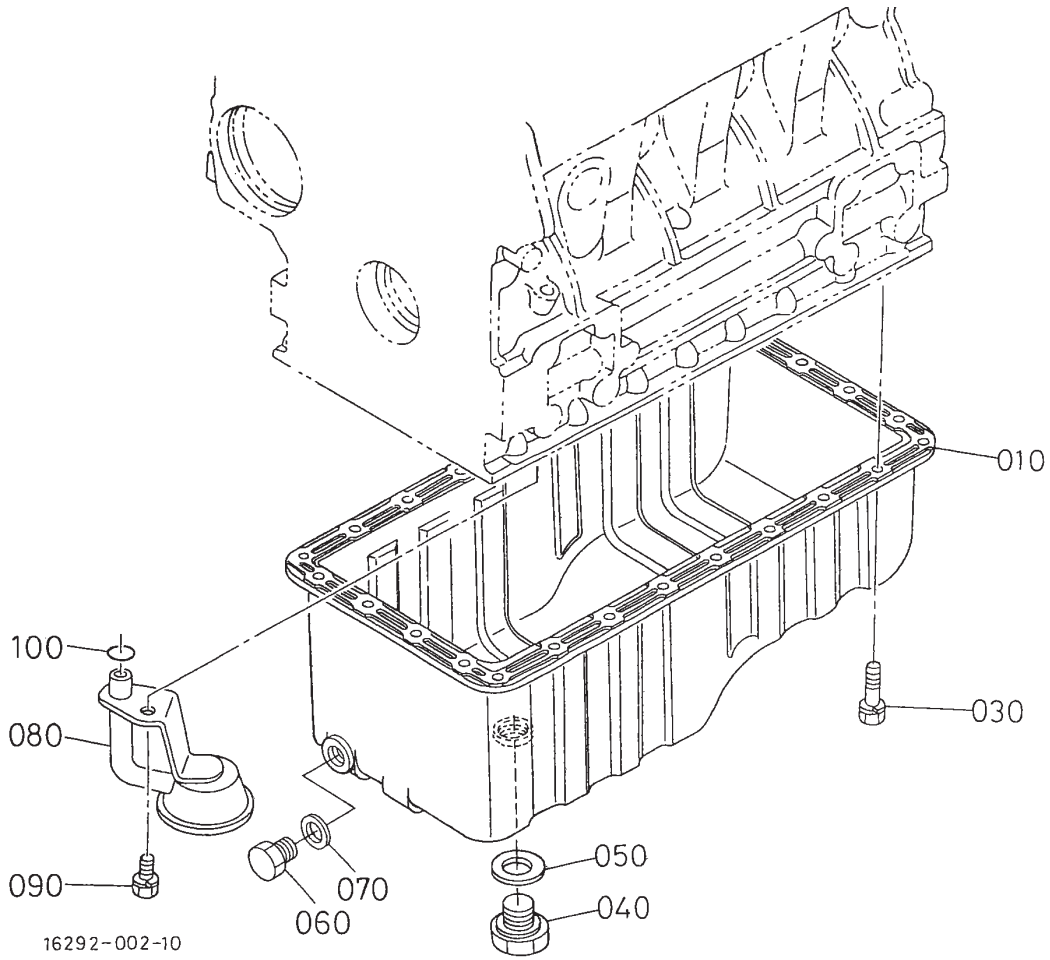
Hydraulic Schematic



*FLOW RATE CALCULATED AT 3000 RPM AND 98%% EFFICIENCY.

Electrical Schematic



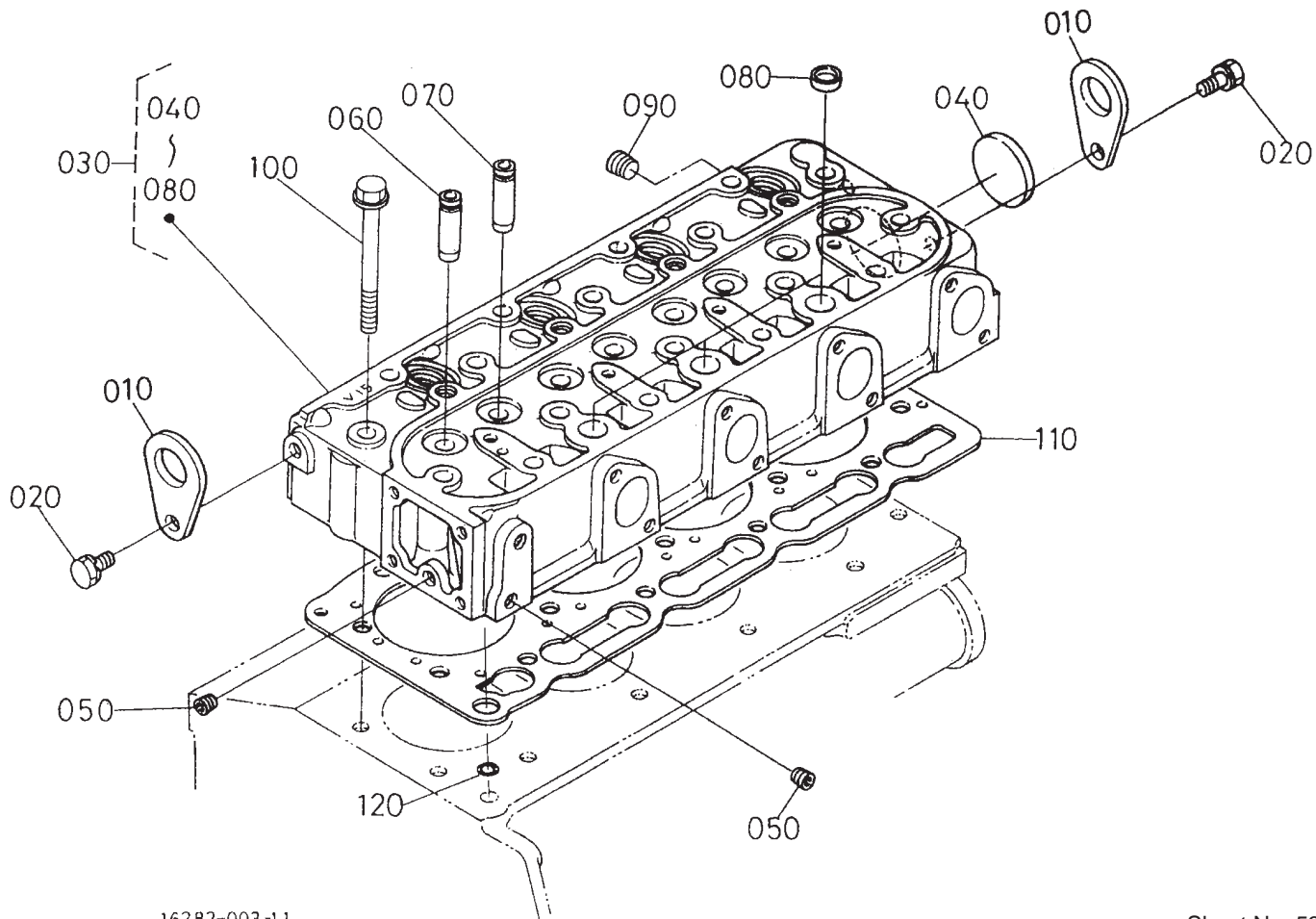


Sheet No.:52

Oil Pan Assembly

Ref. No.	Part No.	Qty.	Description
010	105-3702	1	Pan-Oil, Complete
030	98-9350	2	Bolt
040	105-3703	1	Plug-Drain
050	98-9399	1	Gasket
060	98-9386	1	Plug
070	98-7524	1	Gasket
080	105-3704	1	Filter-Oil
090	98-7526	1	Bolt
100	105-3776	1	O-Ring

Ref. No.	Part No.	Qty.	Description



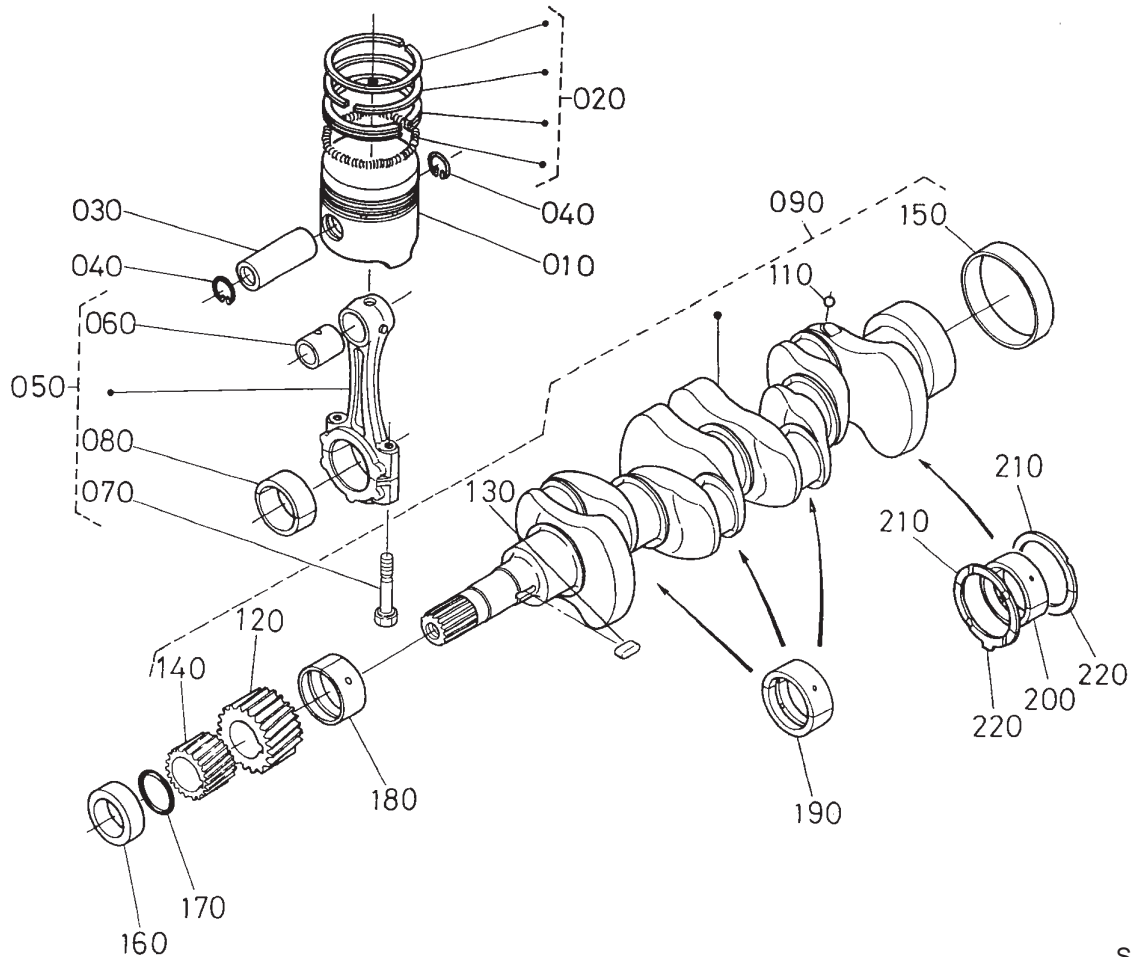
16282-003-11

Sheet No.:53

Cylinder Head Assembly

Ref. No.	Part No.	Qty.	Description
010	98-7531	2	Hook-Engine
020	100-9195	2	Bolt
030	105-3775	1	Head-Cylinder, Complete
040	105-3705	1	Cap-Sealing
050	98-7540	2	Cap-Sealing
060	98-9499	4	Guide-Valve, Inlet
070	98-9500	4	Guide-Valve, Exhaust
080	98-9389	3	Cap-Sealing
090	98-9444	1	Plug
100	98-9479	1	Bolt-Head, Cylinder
110	105-3706	1	Gasket-Head, Cylinder
120	98-7509	1	O-Ring

Ref. No.	Part No.	Qty.	Description

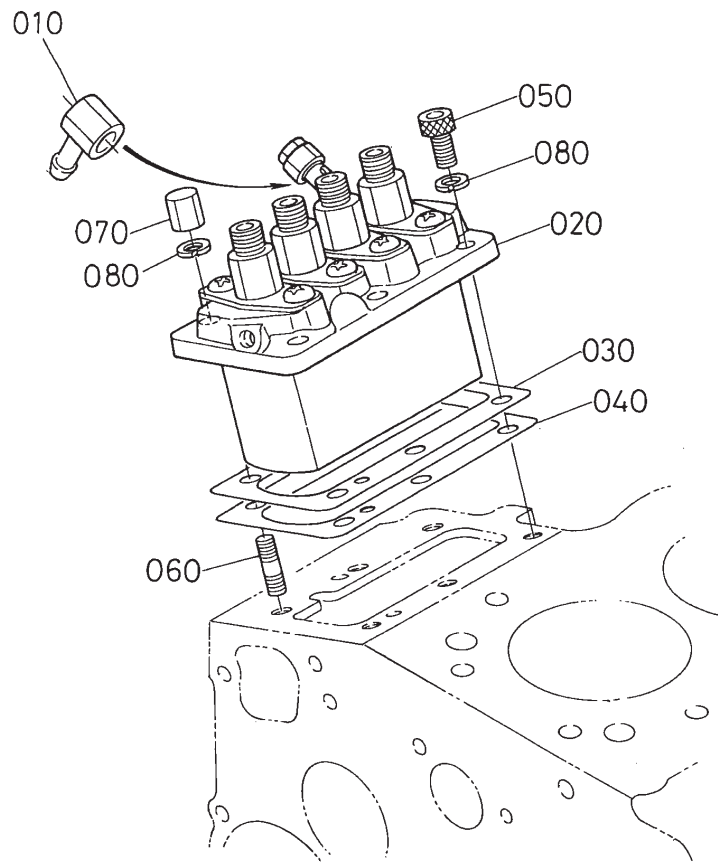


Sheet No.:59

Piston and Crankshaft Assembly

Ref. No.	Part No.	Qty.	Description
010	98-9550	4	Piston - STD
020	98-9551	4	Piston Ring ASM (STD)
020	98-9619	4	Piston Ring ASM (+0.5mm)
030	98-9513	4	Pin-Piston
040	98-9514	8	Clip-Circular, Piston Pin
050	98-9552	4	Connecting Rod ASM
060	98-9515	4	Bushing-Pin, Piston
070	98-9517	8	Bolt-Rod, Connecting
080	98-9553	4	Bearing-Rod (STD)
080	98-9519	4	Bearing-Rod (-0.2mm)
080	98-9520	4	Bearing-Rod (-0.4mm)
090	105-3718	1	Crankshaft-Complete
110	98-7473	4	Ball
120	98-9532	1	Gear-Crankshaft
130	98-9666	1	Key
140	98-9542	1	Gear-Drive, Oil Pump
150	98-9522	1	Sleeve-Crankshaft
160	98-9521	1	Collar-Crankshaft
170	98-9373	1	O-Ring
180	98-9529	1	Bearing-Main (-0.4mm)

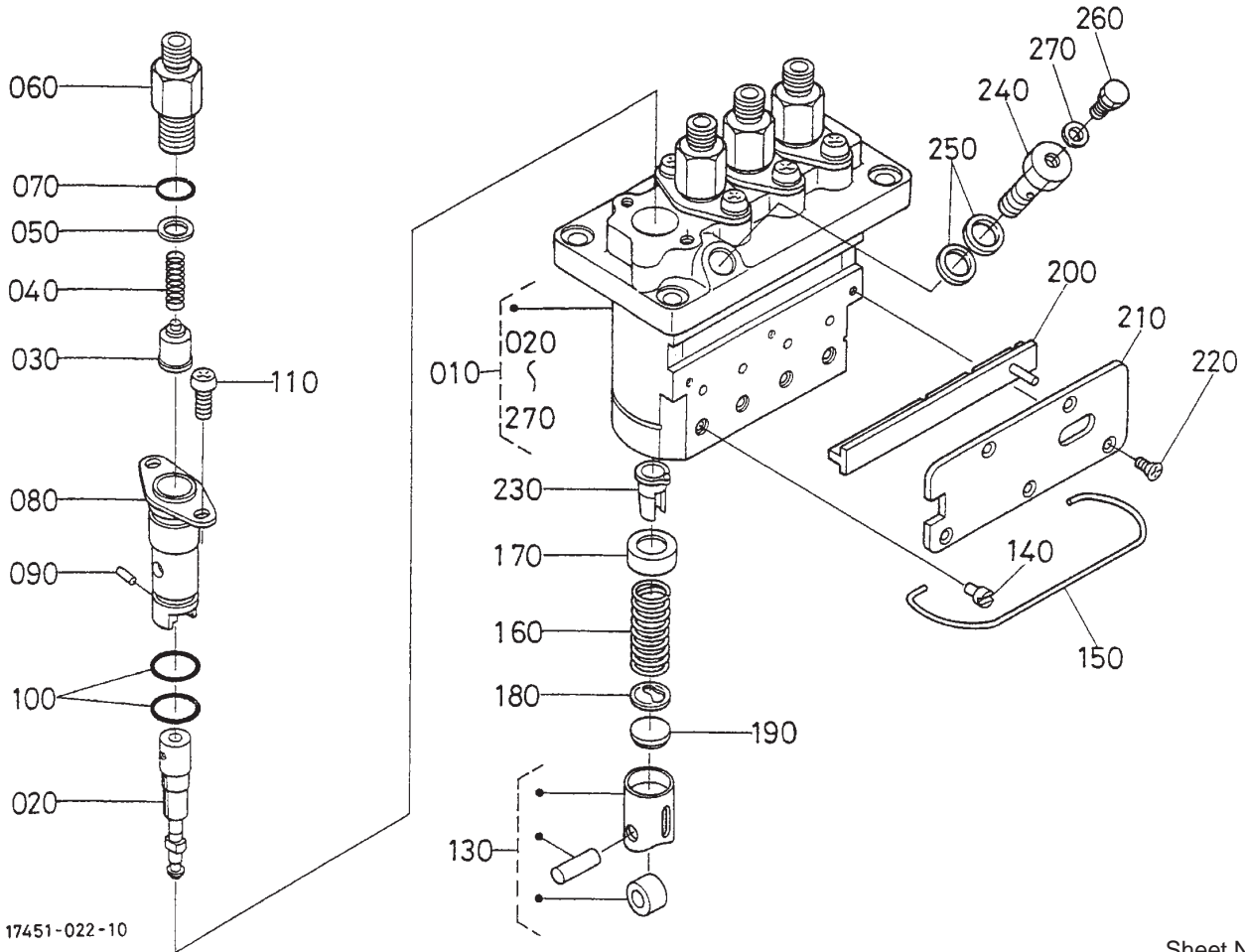
Ref. No.	Part No.	Qty.	Description
180	98-9528	1	Bearing-Main (-0.2mm)
180	98-9554	1	Bearing-Main (STD)
190	98-9531	3	Bearing-Main (-0.4mm)
190	98-9530	3	Bearing-Main (-0.2mm)
190	98-9524	3	Metal-Crankshaft(STD d.set)
200	105-3720	1	Metal-Crankshaft (.4mm)
200	105-3719	1	Metal-Crankshaft (.2mm)
200	98-9556	1	Bearing-Main (STD)
210	98-9415	2	Bearing-Thrust (+0.4mm)
210	98-9414	2	Bearing-Thrust (+0.2mm)
210	99-6864	2	Metal - Side, STD
220	99-6869	2	Metal - Side, O/S 0.4mm
220	99-6868	2	Metal - Side, O/S 0.2mm
220	99-6867	2	Metal - Side, STD



Sheet No.:63

Injection Pump Assembly

Ref. No.	Part No.	Qty.	Description	Ref. No.	Part No.	Qty.	Description
010	98-9596	1	Joint-Eye				
020	105-3727	1	Injection Pump ASM				
030	105-3729	1	Shim-Pump, Injection (.25mm)				
030	105-3728	1	Shim-Pump, Injection (.20mm)				
040	105-3730	1	Shim-Pump, Injection (.30mm)				
050	98-9361	3	Bolt-HSH				
060	98-9438	3	Stud				
070	98-9440	3	Nut-Cap				
080	98-7699	6	Washer-Spring				



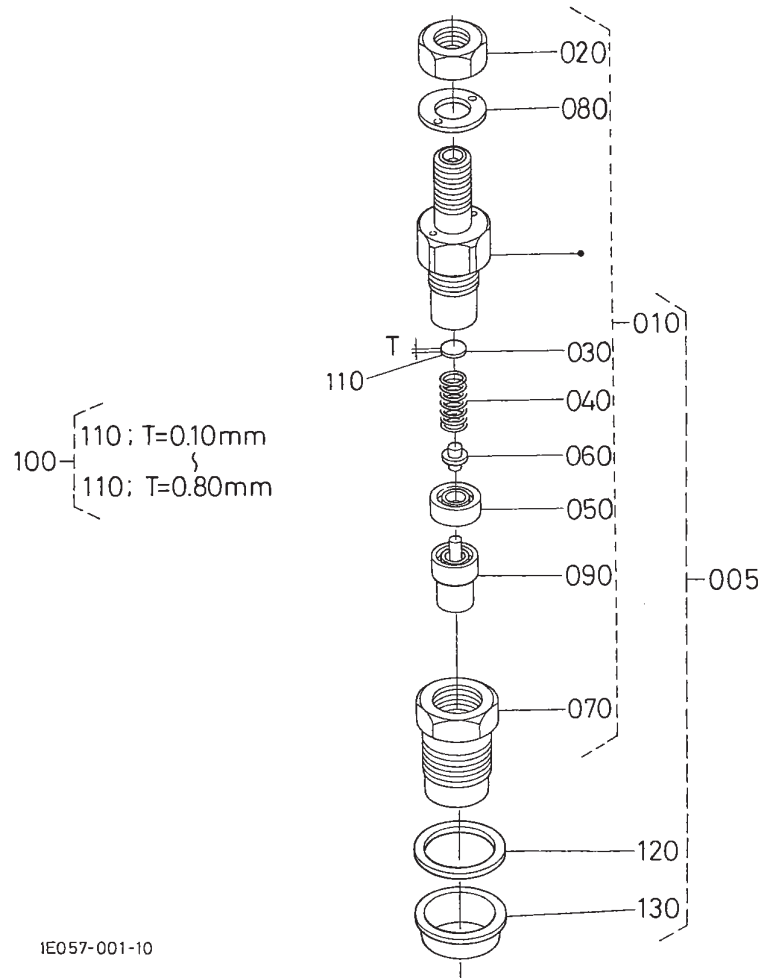
17451-022-10

Sheet No.:64

Injection Pump Component Assembly

Ref. No.	Part No.	Qty.	Description
010	105-3727	1	Injection Pump ASM
020	98-9462	4	Element-Pump
030	98-9421	4	Valve-Delivery
040	98-9424	4	Spring-Valve, Delivery
050	98-9425	4	Gasket-Valve, Delivery
060	98-9652	4	Holder-Valve, Delivery
070	98-9447	4	O-Ring
080	98-9434	4	Flange-Sleeve
090	98-9443	4	Pin-Joint
100	98-9423	8	O-Ring
110	105-2892	8	Screw
130	98-9422	4	Tappet ASM
140	98-9426	4	Pin-Guide, Tappet
150	105-3732	1	Pin-Clamp
160	98-9428	4	Spring-Plunger
170	98-9427	4	Seat-Spring, Upper
180	98-9429	4	Seat-Spring, Lower
190	98-9433	4	Shim
200	105-3733	1	Rack-Control
210	105-3734	1	Plate
220	98-9442	5	Screw
230	98-9432	4	Sleeve-Control
240	98-9464	1	Bolt-Joint
250	98-9445	2	Gasket

Ref. No.	Part No.	Qty.	Description
260	98-9430	1	Screw
270	98-9446	1	Gasket



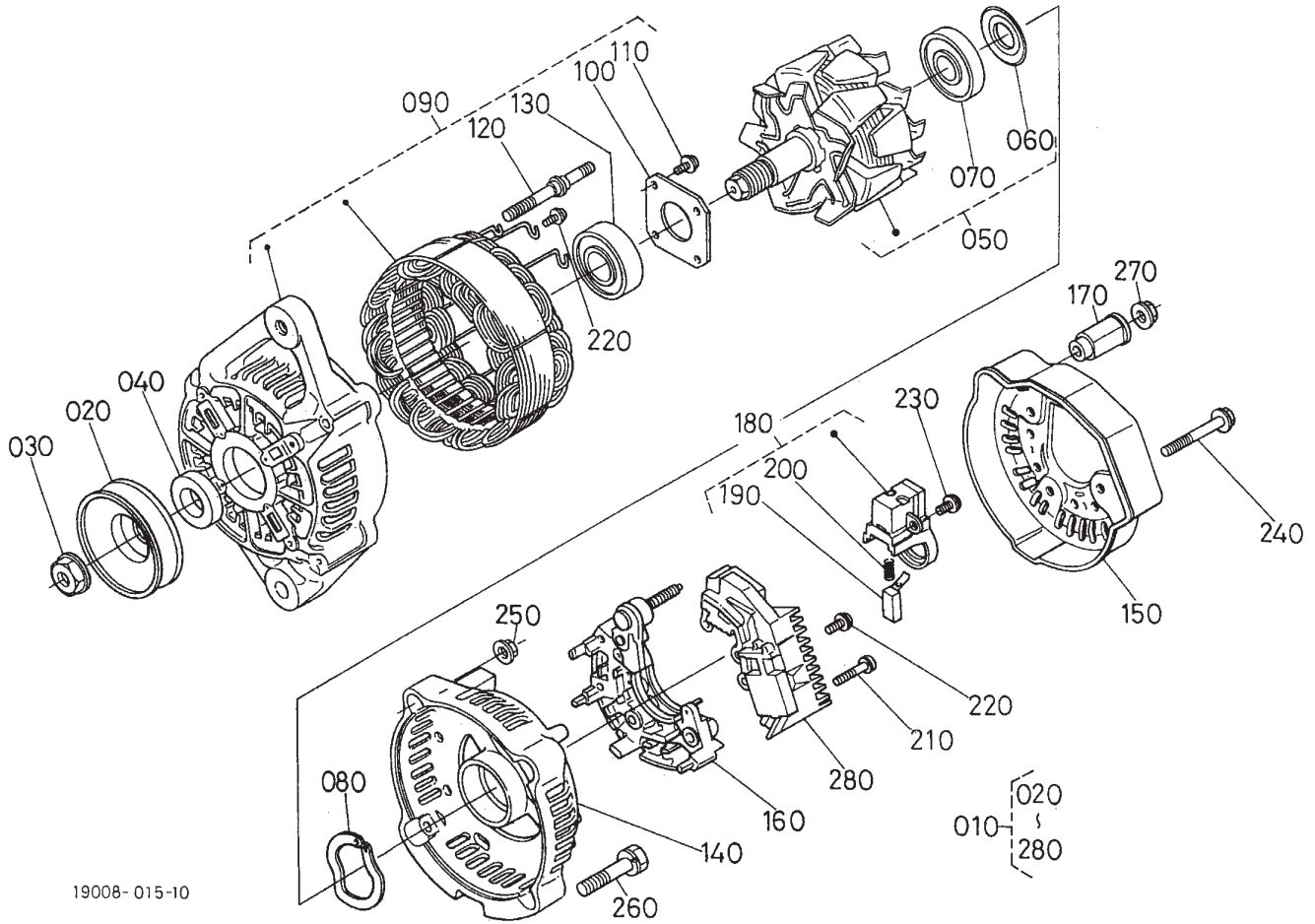
1E057-001-10

Sheet No.:67

Nozzle Holder Component Assembly

Ref. No.	Part No.	Qty.	Description
005	105-3740	4	Kit-Holder, Nozzle
010	98-9468	4	Nozzle Holder ASM
020	99-8301	4	Nut
030	99-8302	4	Washer-Adjusting
040	99-8303	4	Spring - Nozzle
050	99-8304	4	Spacer - Distance
060	99-8305	4	Rod-Push
070	99-8306	4	Nut - Nozzle
080	99-8307	4	Washer-Plain
090	99-8308	4	Piece - Nozzle
100	99-8309	4	Adjusting Washer ASM
110	99-8315	4	Washer-Adjust (0.52mm)
110	99-8316	4	Washer-Adjust (0.54mm)
110	99-8317	4	Washer-Adjust (0.56mm)
110	99-8318	4	Washer-Adjust (0.58mm)
110	99-8319	4	Washer-Adjust (0.80mm)
110	99-8310	4	Washer-Adjust (0.10mm)
110	99-8311	4	Washer-Adjust (0.20mm)

Ref. No.	Part No.	Qty.	Description
110	99-8312	4	Washer-Adjust (0.30mm)
110	99-8313	4	Washer-Adjust (0.40mm)
110	99-8314	4	Washer-Adjust (0.50mm)
120	98-7676	4	Gasket
130	98-7677	4	Seal



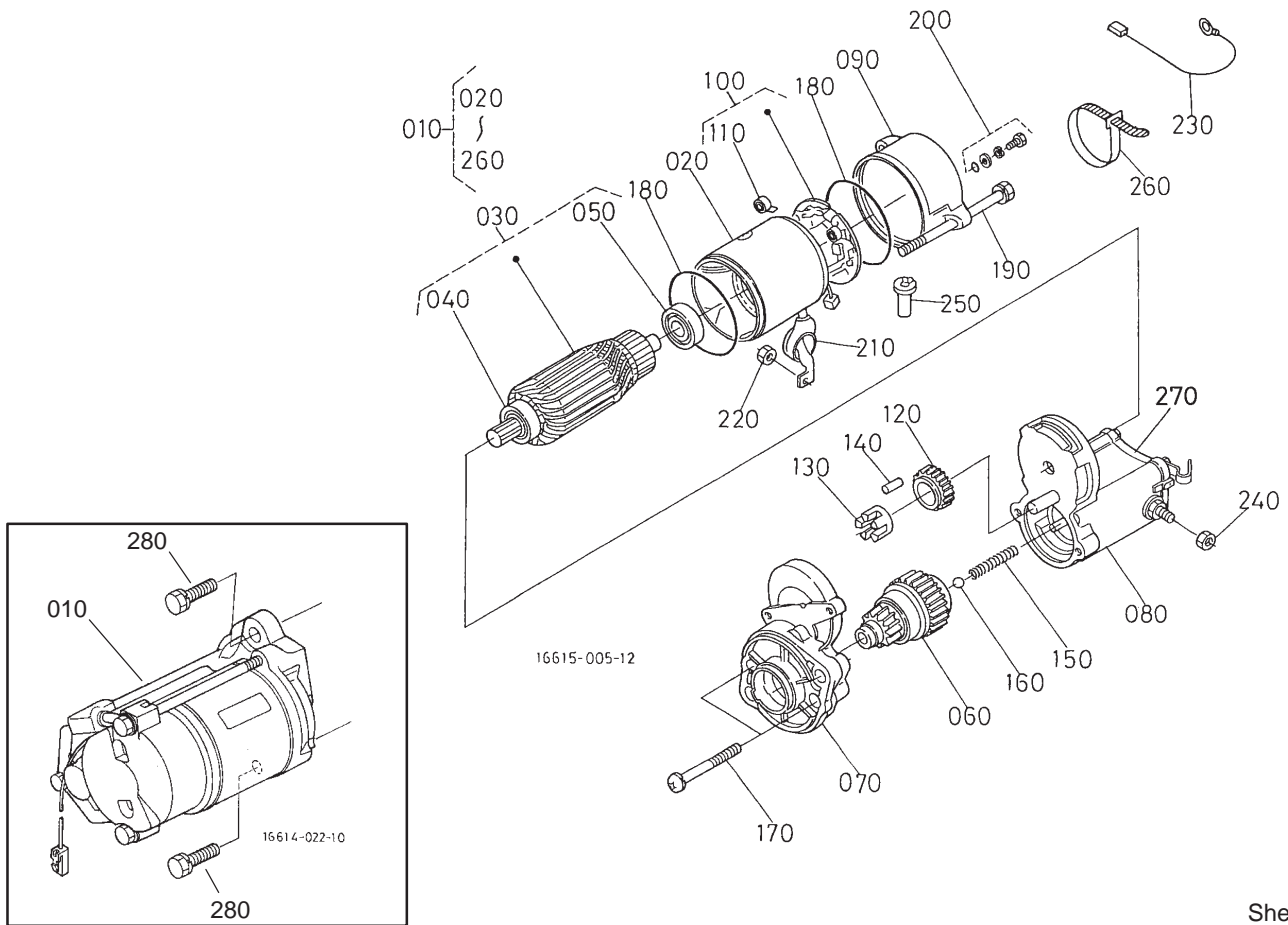
19008-015-10

Sheet No.:70

Alternator Component Assembly

Ref. No.	Part No.	Qty.	Description
010	98-9474	1	Alternator ASM
020	98-9453	1	Pulley-Dynamo
030	98-7708	1	Nut
040	98-7709	1	Collar
050	98-7710	1	Rotor
060	98-7711	1	Cover-Bearing
070	98-7712	1	Bearing-Ball
080	98-7713	1	Washer-Thrust
090	98-7714	1	Frame-End, Drive
100	98-7715	1	Plate-Retainer
110	98-7716	4	Screw-Head, Round
120	98-7717	2	Bolt-Through
130	98-7718	1	Bearing-Ball
140	98-7719	1	Frame-End
150	98-7720	1	Cover-End
160	98-7721	1	Rectifier ASM
170	98-7722	1	Bushing-Insulation
180	98-7723	1	Holder-Brush
190	98-7724	2	Brush
200	98-7725	2	Spring-Brush
210	98-7726	2	Screw-Head, Round
220	98-7727	6	Screw-Head, Round
230	98-7728	1	Screw-Head, Round
240	98-7729	3	Bolt
250	98-7730	2	Nut
260	98-7731	2	Bolt

Ref. No.	Part No.	Qty.	Description
270	98-7732	1	Nut
280	98-7733	1	Regulator ASM

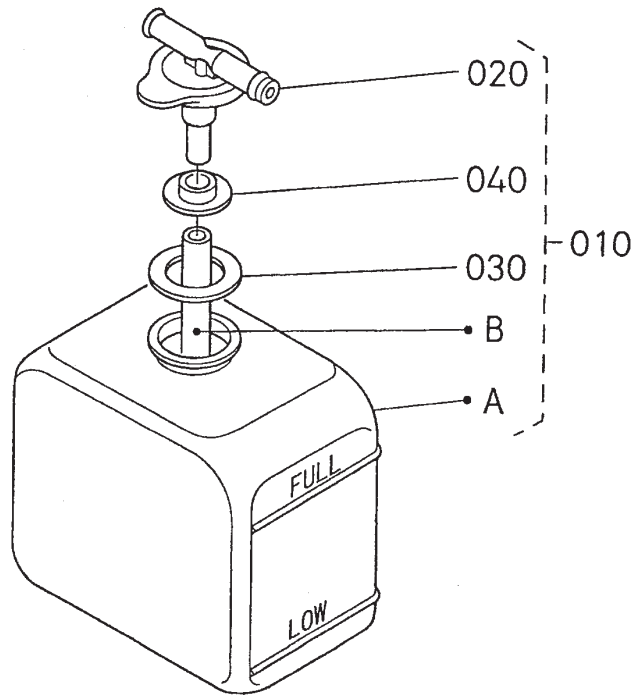


Sheet No.:71

Starter Assembly

Ref. No.	Part No.	Qty.	Description
010	98-9705	1	Starter ASM
020	104-8608	1	Yoke ASM
030	98-7742	1	Armature ASM
040	98-7744	1	Bearing
050	98-7743	1	Bearing
060	99-8373	1	Clutch-Running, Over
070	99-8374	1	Frame-End, Drive
080	105-3746	1	Magnetic Switch ASM
090	98-7748	1	Frame-End
100	98-7749	1	Brush Holder ASM
110	98-7750	4	Spring-Brush
120	98-7751	1	Gear
130	98-7752	1	Retainer
140	98-7753	5	Roller
150	98-7754	1	Spring
160	98-7755	1	Ball
170	98-7756	2	Bolt
180	98-7757	2	O-Ring
190	100-9240	2	Bolt
200	98-7758	2	Bolt ASM
210	99-8375	1	Cover
220	99-8371	1	Nut-Hex
230	98-9711	1	Cord-Solenoid, Stop
240	99-8376	1	Nut-Hex
250	98-7759	1	Pipe-Drain
260	98-9712	1	Band-Cover

Ref. No.	Part No.	Qty.	Description
270	105-2886	1	Cover ASM
280	98-7697	2	Bolt

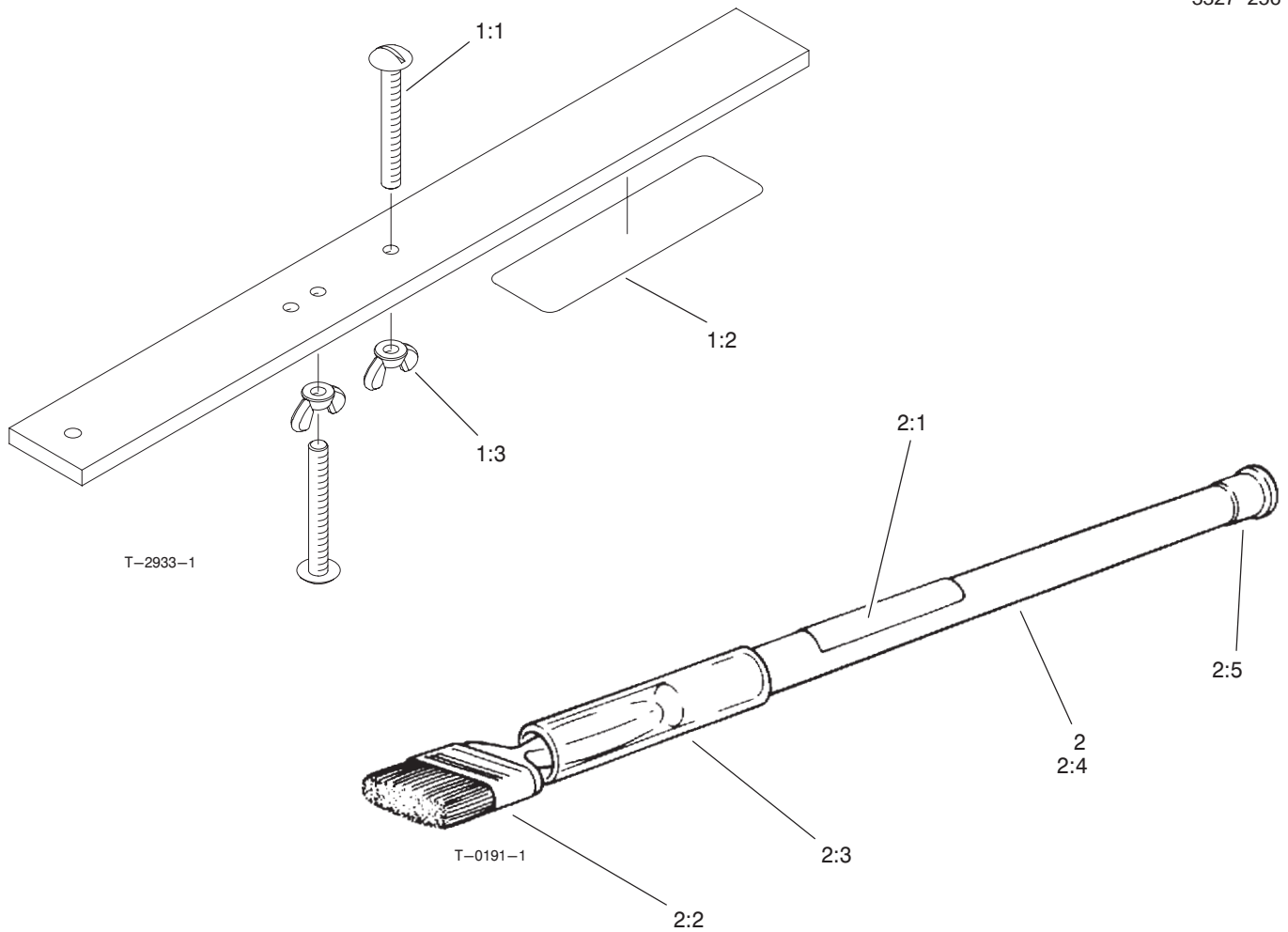


Sheet No.:74

Reserve Tank Assembly

Ref. No.	Part No.	Qty.	Description
010	105-3753	1	Reserve Tank ASM
020	105-3754	1	Cap
030	105-3755	1	Gasket
040	105-3756	1	Plate

Ref. No.	Part No.	Qty.	Description



Gauge Bar and Backlapping Brush Assembly

Ref. No.	Part No.	Qty.	Description
1	98-1852	1	Gauge Bar ASM
1:1	32122-54	2	Screw
1:2	98-7976	1	Decal
1:3	32103-3	2	Nut-Wing
2	29-9100	1	Backlapping Brush ASM
2:1	12-9140	1	Decal
2:2	36-4310	1	Brush
2:3	29-9090	1	Hose-Handle
2:4	29-9080	1	Handle
2:5	2410-18	1	Plug

Ref. No.	Part No.	Qty.	Description

