



Groundsmaster[®] 328-D

2WD and 4WD Traction Unit

Model No. 30630-220000001 and Up

Model No. 30631-220000001 and Up

Parts Catalog

Ordering Replacement Parts

To order replacement parts, please supply: the part number, the quantity, and the description of each part desired.

Understanding Reference Numbers

Each identified part in an illustration has a reference number. The reference number for a part also appears in the parts list, along with other information about the part.

This catalog uses two special reference number formats, one to indicate parts in a service assembly and another to indicate the quantity of a given part in an illustration.

Service Assembly Reference Numbers

Parts in service assemblies have reference numbers in the form **a:b**. The **a** represents the reference number of the entire service assembly and the **b** represents a sequential number unique to each part within the service assembly.

For example, a wheel assembly might be identified by reference number **6**, the tire by **6:1**, the valve by **6:2**, and the wheel by **6:3**. When you order the assembly identified by reference number **6**, you receive all parts identified by reference numbers **6:1**, **6:2**, and **6:3**. However, you may also order any part individually.

Reference numbers of this type appear in illustrations and in part lists.

Reference Numbers Indicating Quantity

In an illustration, if a reference number indicates more than one part, the reference number has the form **nX y**. The **n** represents the quantity of the part, the **X** is the multiplication symbol, and the **y** represents the reference number.

For example, in an illustration, the reference number **2X 37** means that two of the parts identified by reference number **37** are indicated.

Contents

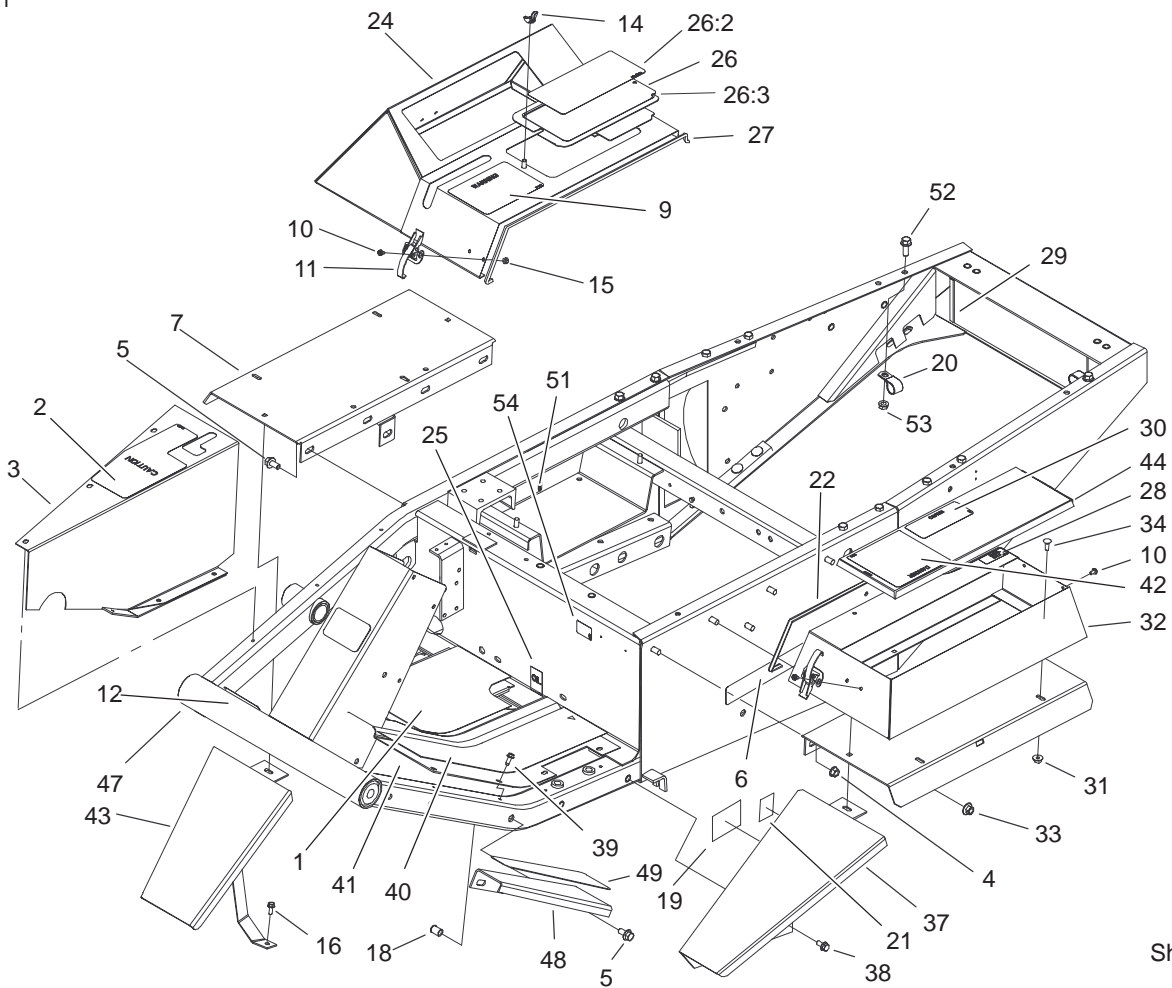
Description	Page	Description	Page
Frame Assembly	4	4 Wheel Drive Rear Axle Assembly No. 95-7501 (Continued)	
Frame Assembly No. 98-3879	5	Axle Case Assembly (only on: 30631)	43
Control Panel Assembly	6	4 Wheel Drive Rear Axle Assembly No. 95-7501 (Continued)	
Brake Pedal Assembly	7	Axle Assembly (only on: 30631)	44
Traction Pedal Assembly	8	Front Axle Assembly No. 86-9600-03 (Only on: 30630)	45
Power Steering Assembly	9	Front Axle Assembly No. 86-9600-03 (Continued) (Only on: 30630)	46
Power Steering Unit Assembly No. 92-7308	10	Front Axle Assembly No. 86-9630-03 (Only on: 30631)	47
Engine Installation Assembly	11	Front Axle Assembly No. 86-9630-03 (Continued) (Only on: 30631)	48
PTO and Shaft Assembly	12	Brake Assembly	49
PTO Assembly	13	Electrical Schematic	50
Valve and Cylinder Assembly	14	Hydraulic Schematic	51
Hydraulic Cylinder Assembly No. 100-6586 (2-1/2in Bore)	15	Engine and Mounting Components Assembly	52
Hydraulic Cylinder Assembly No. 100-6591 (Optional) (3in Bore)	16	Engine and Mounting Components Assembly (Continued)	53
Valve Assembly No. 105-7821-01	17	Engine and Mounting Components Assembly (Continued)	54
Radiator and Hood Assembly	18	Crankcase Assembly	55
Hydrostatic Transmission Assembly	20	Oil Pan Assembly	56
Hydrostatic Transmission Assembly No. 92-8947	22	Cylinder Head Assembly	57
Neutral Centering Device Assembly	24	Gear Case, Oil Filter and Cover Assembly	58
4 Wheel Drive Rear Axle Assembly (only on: 30631)	25	Head Cover Assembly	59
Driveshaft Assembly No. 98-5009 (only on: 30631)	27	Dipstick and Guide Assembly	60
Bi-Directional Clutch Assembly No. 95-6296 (only on: 30631)	28	Main Bearing Case Assembly	61
Cylinder Assembly No. 99-2415 (only on: 30631)	29	Camshaft and Idler Gear Shaft Assembly	62
Push Arm and ROPS Assembly	30	Piston and Crankshaft Assembly	63
Water and Fuel Filter Assembly	32	Flywheel Assembly	64
Water and Fuel Filter No. 98-9305	33	Fuel, Camshaft and Governor Shaft Assembly	65
Fuel Tank and Front Axle Assembly	34	Idle Apparatus and Stop Solenoid Assembly	66
2 Wheel Drive Rear Axle Assembly (only on: 30630)	35	Injection Pump Assembly	67
Hydraulic Cylinder Assembly No. 92-7828 (only on: 30630)	37	Injection Pump Assembly No. 98-9643	68
4 Wheel Drive Rear Axle Assembly No. 95-7501 Bevel Pinion Shaft Assembly (only on: 30631)	38	Governor Assembly	69
4 Wheel Drive Rear Axle Assembly No. 95-7501 (Continued)		Speed Control Plate Assembly	70
Differential Assembly (only on: 30631)	39	Nozzle Holder Glow Plug Assembly	71
4 Wheel Drive Rear Axle Assembly No. 95-7501 (Continued)		Nozzle Holder Assembly No. 98-9468	72
Axle Support Assembly (only on: 30631)	40	Alternator and Pulley Assembly	73
4 Wheel Drive Rear Axle Assembly No. 95-7501 (Continued)		Alternator Assembly	74
Bevel Gear Case Assembly (only on: 30631)	41	Starter Mount Assembly	75
4 Wheel Drive Rear Axle Assembly No. 95-7501 (Continued)		Starter Assembly No. 98-9705	76
Bevel Gear Shaft Assembly (only on: 30631)	42	Water Flange and Thermostat Assembly	77
		Water pump and Water Pipe Assembly	78
		Valve and Rocker Arm Assembly	79
		Inlet and Exhaust Manifold Assembly	80

Part Description Abbreviations

Part descriptions in this catalog may include the following abbreviations.

Abbreviation	Meaning	Abbreviation	Meaning
AR	as required	HYD	hydraulic
ASM	assembly	INC	incorporated
CARR	carriage	LH	left hand
DEG	degrees	NI	nylon insert
FH	flat head	PPH	Phillips pan head
GA	gauge	PTH	Phillips truss head
HF	hex flange	PTO	power take off
HH	hex head	RH	right hand
HHF	hex head flange	SFH	slotted fillister head
HLH	hex lag head	SHH	slotted hex head
HJ	hex jam	SQH	square head
HOC	height-of-cut	SHWH	slotted hex washer head
HS	hex socket	SPH	slotted pan head
HSBH	hex socket button head	SRH	slotted round head
HSFH	hex socket flat head	STD	standard
HSH	hex socket head	TAP	self tapping
HWH	hex washer head	TTH	Torx truss head
HWHTF	hex washer head thread forming	WH	wing head

PROTOTYPE

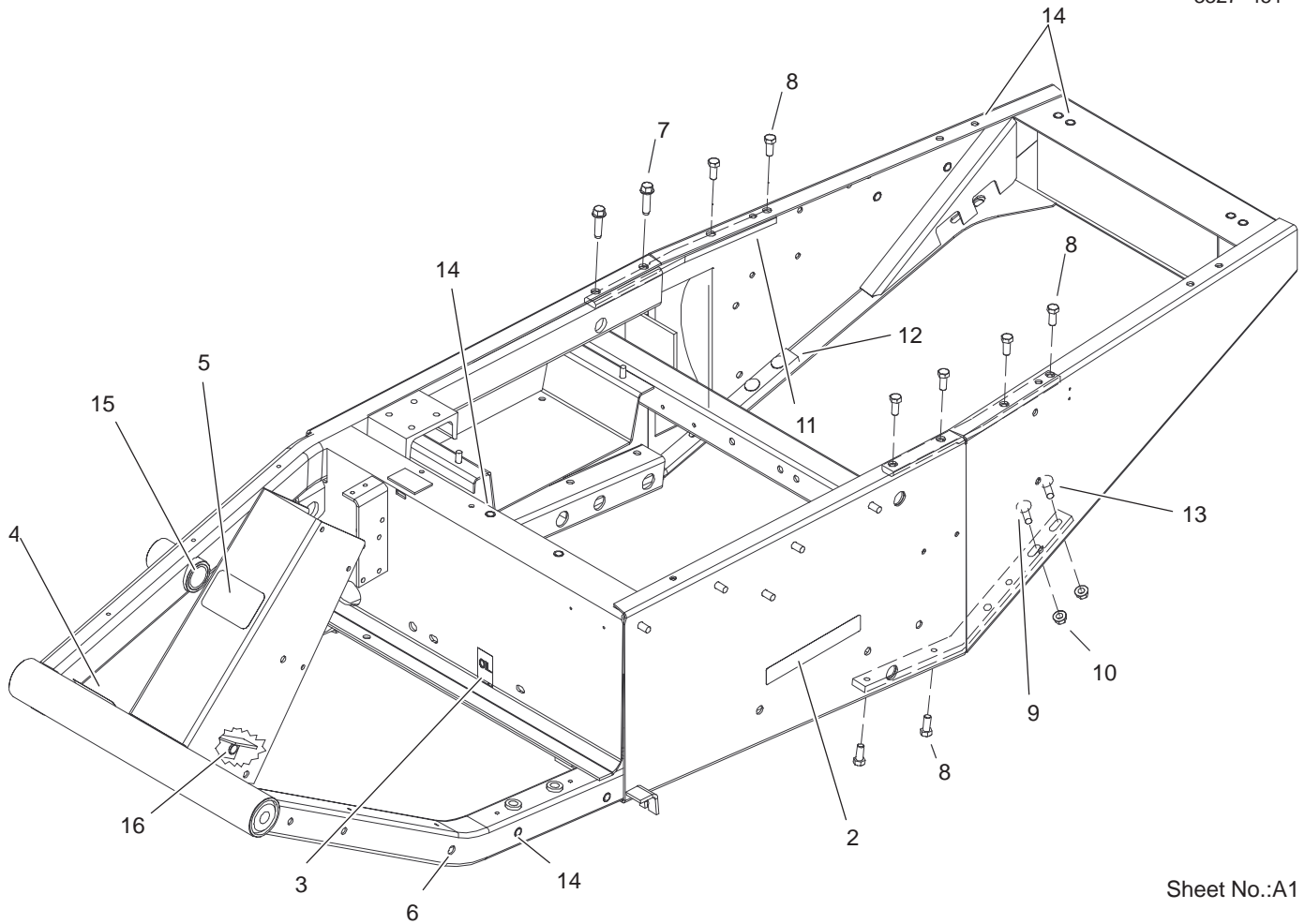


Sheet No.:2

Frame Assembly

Ref. No.	Part No.	Qty.	Description
1	21-2770	1	Pad-Floor Plate, RH
2	105-7823	1	Decal-Caution
3	21-2660-01	1	Plate-Side, Foot Rest
4	32128-21	2	Nut-HF
5	3234-12	5	Screw-HHF
6	93-7830	1	Decal-Torque, Intl
7	105-2596-01	2	Fender ASM
9	93-7806	1	Decal-Danger
10	3290-144	9	Screw-SHWH
11	249-21	3	Clamp-Slotted
12	92-7836	1	Decal-Pedal Traction, Intl
14	32103-2	1	Nut-Wing
15	3296-2	9	Nut-Lock
16	3234-33	1	Screw-HHF
18	32148-9	1	Insert-Nut
19	92-5524	1	Decal-Rating Noise, Intl
20	2412-4	2	Clamp
21	105-4674	1	Decal-Noise, Intl
22	37-9650	1	Trim-Tool Box
24	38-4550-03	1	Cover-Instruments
25	93-7823	1	Decal-Oil
26	105-2565	1	Battery Cover ASM
26:2	105-2532	1	Decal-Instructions, Starting

Ref. No.	Part No.	Qty.	Description
26:3	92-7801	1	Shield-Cover, Battery
27	39-8020	1	Trim-Cover, Instrument
28	93-6680	1	Decal-Diesel
29	43-4300	2	Trim-Frame, Rear
30	93-7822	1	Decal-Refueling
31	32128-33	5	Nut-HF
32	93-3182-03	1	Box-Tool
33	32128-19	6	Nut-HF
34	3229-1	5	Screw-CARR
37	68-8610-01	1	Extension-Fender
38	3234-14	2	Screw-HHF
39	32144-10	11	Screw-HWH
40	21-2760	1	Pad-Floor Plate, LH
41	88-0070-01	1	Plate-Floor
42	93-7839	1	Decal-Danger (only on: 30631)
43	93-7626-01	1	Fender-RH
44	93-3177-03	1	Cover-Tool Box
47	98-3879	1	Frame ASM
48	93-7410-01	1	Panel-Footrest
49	66-3200	1	Tread-Footrest, LH
51	93-6668	1	Decal-Battery
52	3234-11	2	Screw-HHF
53	3290-357	2	Nut-HHF
54	93-7252	1	Decal-International

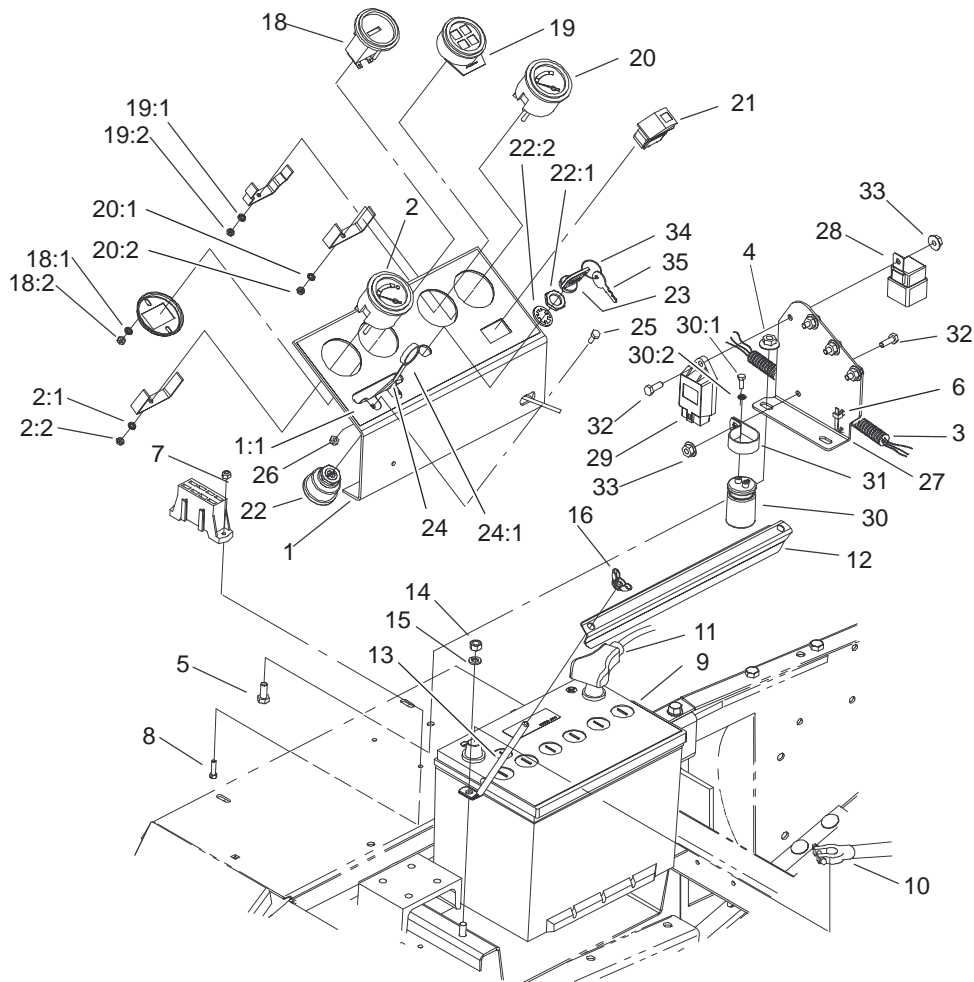


Sheet No.:A1

Frame Assembly No. 98-3879

Ref. No.	Part No.	Qty.	Description
2	67-1720	2	Decal-Caution
3	53-4430	1	Decal-Oil
4	27-7320	1	Decal-Pedal, Traction
5	70-2200	1	Decal-Toro
6	32148-9	1	Insert-Nut
7	11-0590	2	Screw-HWHTF
8	3234-25	10	Bolt-HF
9	3231-25	4	Screw-CARR
10	32128-21	4	Nut-HF
11	98-3866-01	2	Brace-Upper
12	98-3865-01	1	Brace-Right, Lower
13	98-3864-01	1	Brace-Left, Lower
14	3290-472	10	Insert-Threaded
15	256-126	2	Bushing
16	256-156	1	Bushing-Flange

Ref. No.	Part No.	Qty.	Description

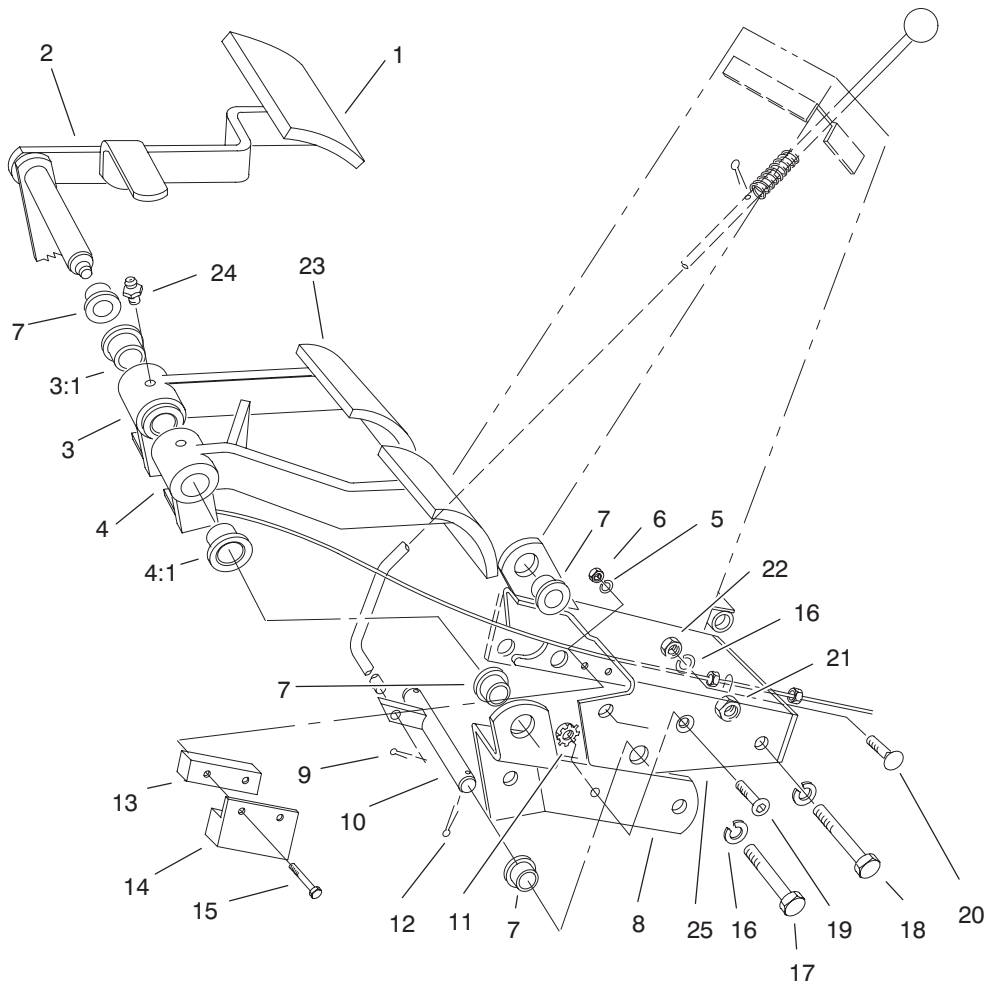


Sheet No.:3

Control Panel Assembly

Ref. No.	Part No.	Qty.	Description
1	105-2917	1	Instrument Panel ASM
1:1	105-0056	1	Decal-Panel, Instrument
2	98-9339	1	Gauge-Fuel
2:1	3254-1	3	Washer-Lock, Internal
2:2	3217-27	3	Nut-Hex
3	104-3438	1	Harness-Wire, Main
4	32128-30	4	Nut
5	322-3	4	Screw-HH
6	3290-379	2	Tie-Cable
7	3296-2	2	Nut-Lock
8	32105-13	2	Screw-SHH
9	63-9230	1	Battery-Dry
10	104-9497	1	Cable-Battery, Negative
11	95-8853	1	Cable-Battery, Positive
12	24-6420-03	1	Holddown-Battery
13	24-6390	2	Stud-Holddown, Battery
14	3217-6	2	Nut-Hex
15	3253-4	2	Washer-Lock
16	32103-2	2	Nut-Wing
18	66-2950	1	Gauge-Hourmeter
18:1	3255-20	2	Washer-Lock
18:2	3217-25	2	Nut-Hex

Ref. No.	Part No.	Qty.	Description
19	98-9306	1	Light-Warning
19:1	3254-1	1	Washer-Lock, Internal
19:2	3217-27	1	Nut-Hex
20	98-9308	1	Gauge-Temperature
20:1	3254-1	3	Washer-Lock, Internal
20:2	3217-27	3	Nut-Hex
21	100-8072	1	Switch
22	104-2541	1	Switch-Key
22:1	218-461	1	Nut-HH
22:2	3254-5	1	Washer-Lock, Internal
23	63-8360	1	Key-Ignition
24	43-3990	1	Control-Throttle
24:1	233-35	1	Knob
25	3290-134	2	Screw
26	3296-12	2	Nut-Lock
27	105-0002-01	1	Bracket-Relay
28	70-1480	4	Relay
29	98-7611	1	Controller-Glow
30	37-2690	1	Capacitor
30:1	3252-18	2	Screw
30:2	3254-1	2	Washer-Lock, Internal
31	2412-74	1	R-Clamp
32	321-4	5	Screw-HH
33	32128-33	5	Nut-HF
34	98-9321	1	Ring-Key
35	99-8970	1	Key-Latch, Hood

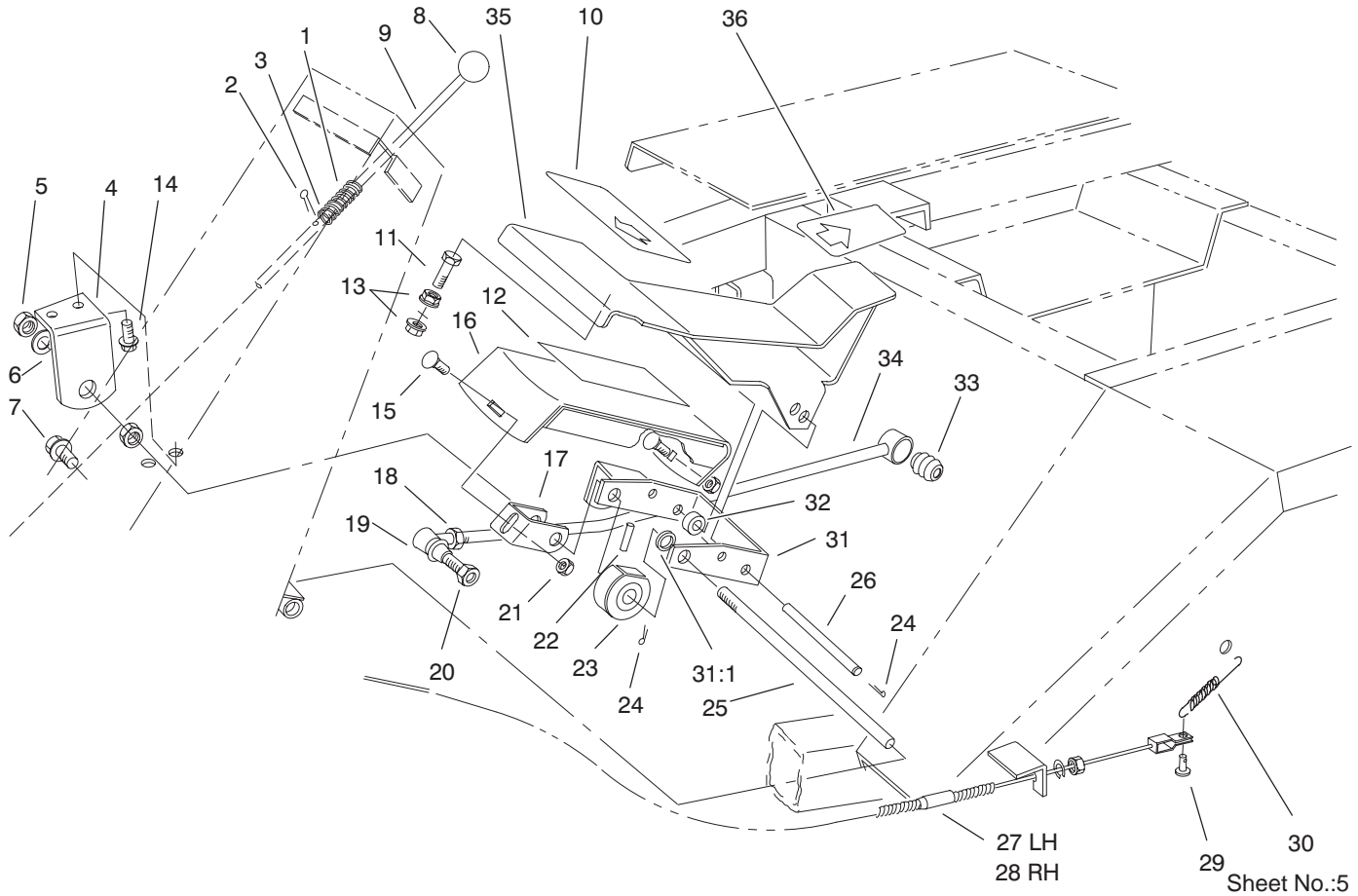


Sheet No.:4

Brake Pedal Assembly

Ref. No.	Part No.	Qty.	Description
1	93-8742	1	Footpad-Brake
2	27-8550-01	1	Parking Brake Pedal ASM
3	27-7510	1	Brake Pedal ASM, RH
3:1	256-10	2	Bushing-Flange
4	27-7490	1	Brake Pedal ASM, LH
4:1	256-10	2	Bushing-Flange
5	3296-2	2	Nut-Lock
6	3256-51	4	Washer-Flat
7	256-156	4	Bushing-Flange
8	27-9270-01	1	Mount-Brake, Pivot Shaft
9	3272-5	2	Pin-Cotter
10	105-0065	1	Parking Brake Shaft ASM
11	32149-2	1	Nut
12	3272-6	2	Pin-Cotter
13	105-0064	1	Spacer-Switch
14	100-1270	1	Switch-Proximity
15	3290-360	2	Screw-HH
16	3253-21	4	Washer-Lock
17	323-13	1	Screw-HH
18	323-14	1	Screw-HH
19	3274-47	1	Screw-HSFH
20	3231-21	2	Screw-CARR
21	32153-2	2	Nut-Lock

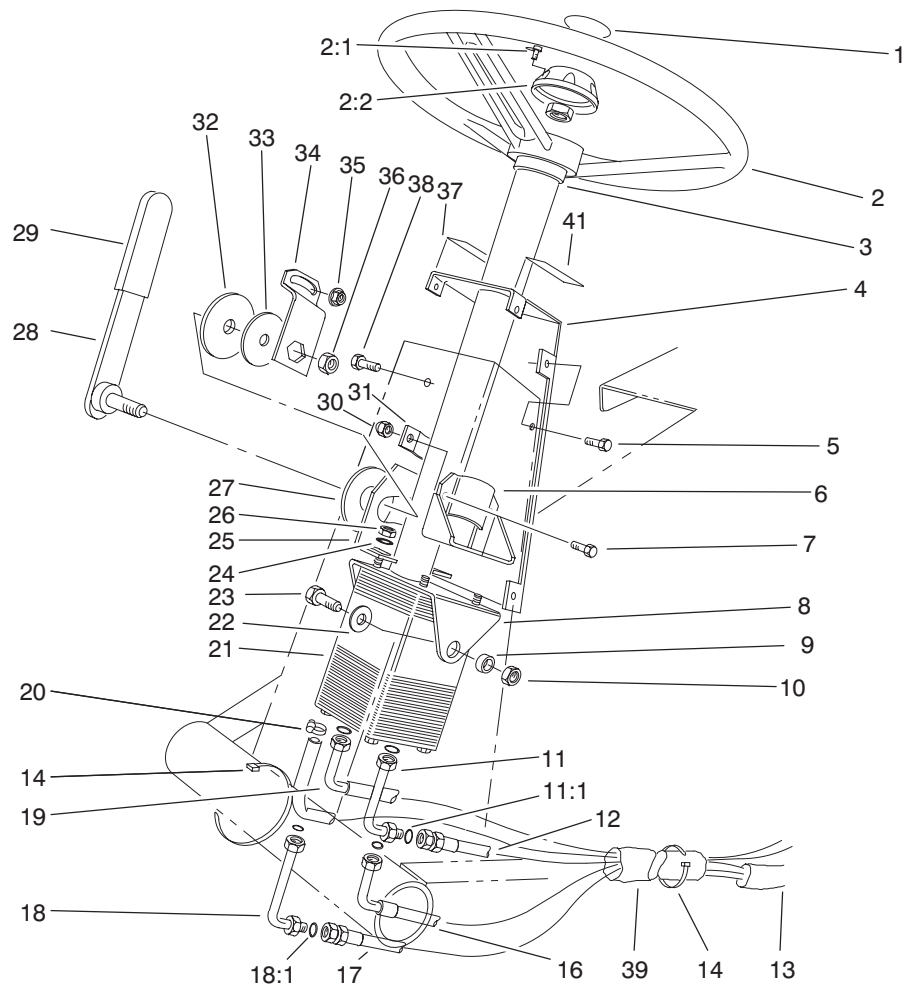
Ref. No.	Part No.	Qty.	Description
22	3217-7	2	Nut-Hex
23	93-8743	2	Footpad-Turn
24	302-5	2	Fitting-Grease
25	105-0066-01	1	Brake Pedal Mount ASM



Traction Pedal Assembly

Ref. No.	Part No.	Qty.	Description
1	95-1821-03	1	Spring-Compression
2	3272-5	1	Pin-Cotter
3	3256-22	1	Washer-Flat
4	21-2850-01	1	Mount-Pedal, RH
5	3218-5	2	Nut-Jam
6	3256-26	1	Washer-Flat
7	3234-11	3	Screw-HHF
8	233-17	1	Knob
9	82-8670	1	Rod-Latch, Brake
10	94-3307	1	Pad-Pedal, Traction
11	323-15	1	Screw-HH
12	88-1720	1	Pad-Footrest
13	32128-43	2	Nut-Flange
14	11-0590	2	Screw-HWHTF
15	3230-1	2	Screw-CARR
16	88-1710-01	1	Footrest
17	88-1680-01	1	Bracket-Footrest
18	3220-5	1	Nut-Jam
19	21-0141	1	RH Ball Joint ASM
20	3220-3	2	Nut-Jam
21	32128-25	2	Nut-Flange
22	32121-6	1	Pin-Roll
23	28-5220	1	Friction Wheel ASM
24	3272-6	4	Pin-Cotter
25	88-1650	1	Shaft-Pedal, Traction
26	88-1640	1	Pin-Pedal, Traction

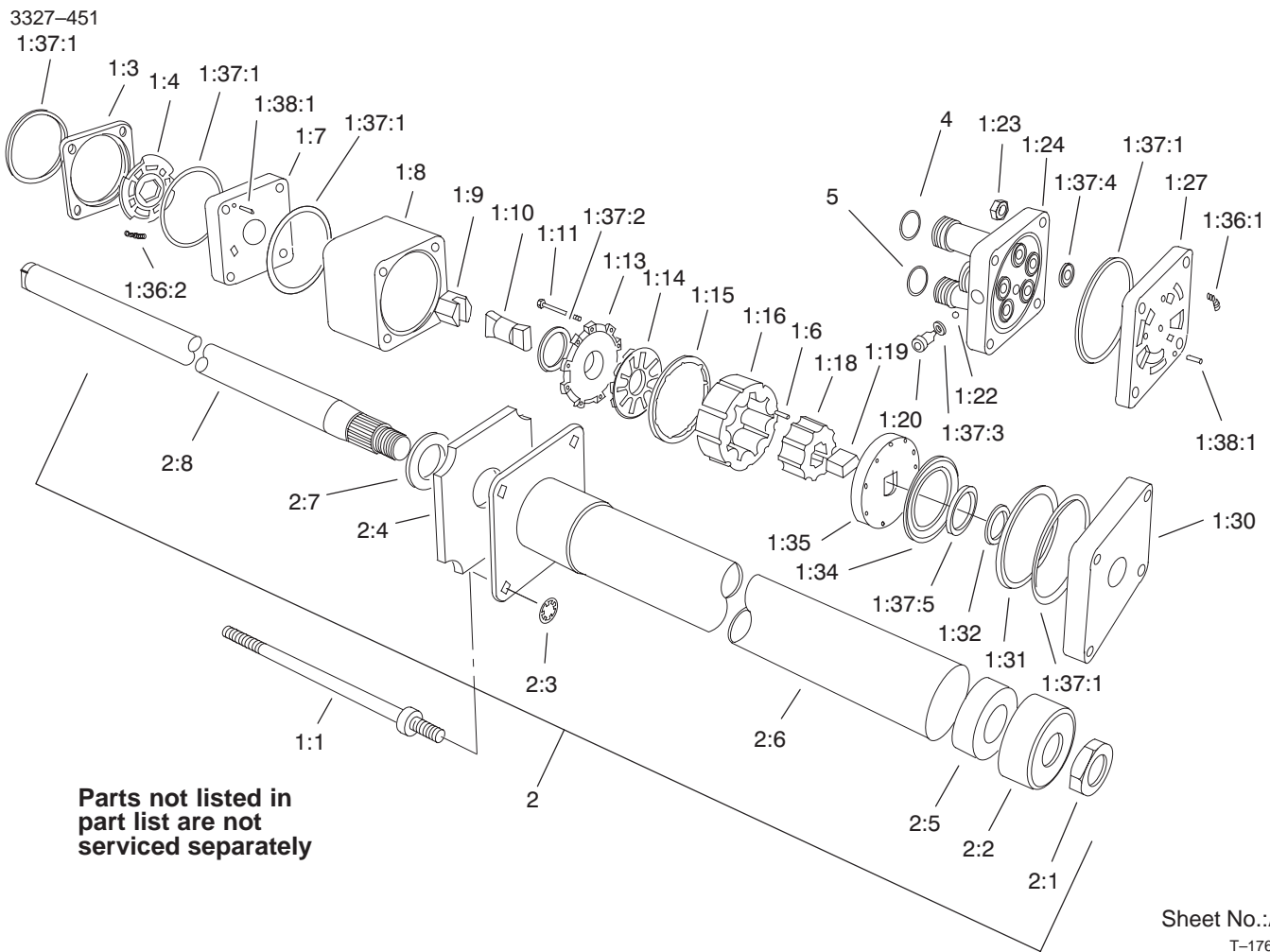
Ref. No.	Part No.	Qty.	Description
27	21-3380	1	Brake Cable ASM, LH
28	21-3370	1	Brake Cable ASM, RH
29	283-58	2	Pin-Clevis
30	3-7243	2	Spring-Extension
31	88-1670	1	Pivot Bracket ASM
31:1	256-156	2	Bushing-Flange
32	88-0470	1	Tube-Spacer, Pedal
33	23-2270	1	Bushing-Rubber
34	18-2859-03	1	Pump Control Rod ASM
34	23-2240-03	1	Pump Control Tube ASM
35	94-3304-01	1	Support-Pedal
36	94-3308	1	Pad-Pedal, Traction



Sheet No.:6

Power Steering Assembly

Ref. No.	Part No.	Qty.	Description	Ref. No.	Part No.	Qty.	Description
1	68-5370	1	Decal-Toro	22	3256-46	2	Washer-Flat
2	75-0560	1	Wheel-Steering	23	323-6	2	Screw-HH
2:1	32144-21	1	Screw	24	3256-3	4	Washer-Flat
2:2	68-5140	1	Cap-Wheel, Steering	25	80-2940-03	1	Plate-Pivot
3	21-9260	1	Cover-Dust	26	3296-20	4	Nut-Lock, NI
4	82-8660-01	1	Cover-Tower	27	31-0390	1	Disc-Friction
5	32144-10	6	Screw-HWH	28	93-1353-03	1	Lever-Steering, Tilt
6	67-8690-03	1	Support-Column	29	21-1880	2	Grip-Handle
7	322-5	2	Screw-HH	30	3296-29	2	Nut-Lock, NI
8	77-3120-01	1	Bracket-Mounting, Column	31	82-8650	1	Clamp-Column
9	80-2960	2	Spacer-Tower	32	82-9010	1	Disc-Friction
10	32153-2	2	Nut-Lock	33	80-2930	1	Washer-Flat
11	82-8760	1	Elbow-HYD	34	80-2880	1	Bracket-Tilt
11:1	237-30	1	O-Ring	35	32128-20	1	Nut-HF
12	63-8970	1	Hose-HYD	36	3218-7	1	Nut-Jam
13	70-1390	1	Sleeve-Protective	37	82-8940	1	Decal-Steering, Tilt
14	3290-379	4	Tie-Cable	38	322-4	1	Screw-HH
16	68-9730	1	Hose-HYD, Steering	39	70-1380	1	Sleeve-Protective
17	68-9720	1	Hose-HYD, Steering	41	93-7831	1	Decal-Brake, Parking
18	82-8770	1	Elbow-HYD				
18:1	237-22	1	O-Ring				
19	63-8980	1	Hose-HYD				
20	2412-36	1	Clamp-Hose				
21	92-7308	1	Power Steering Unit ASM				

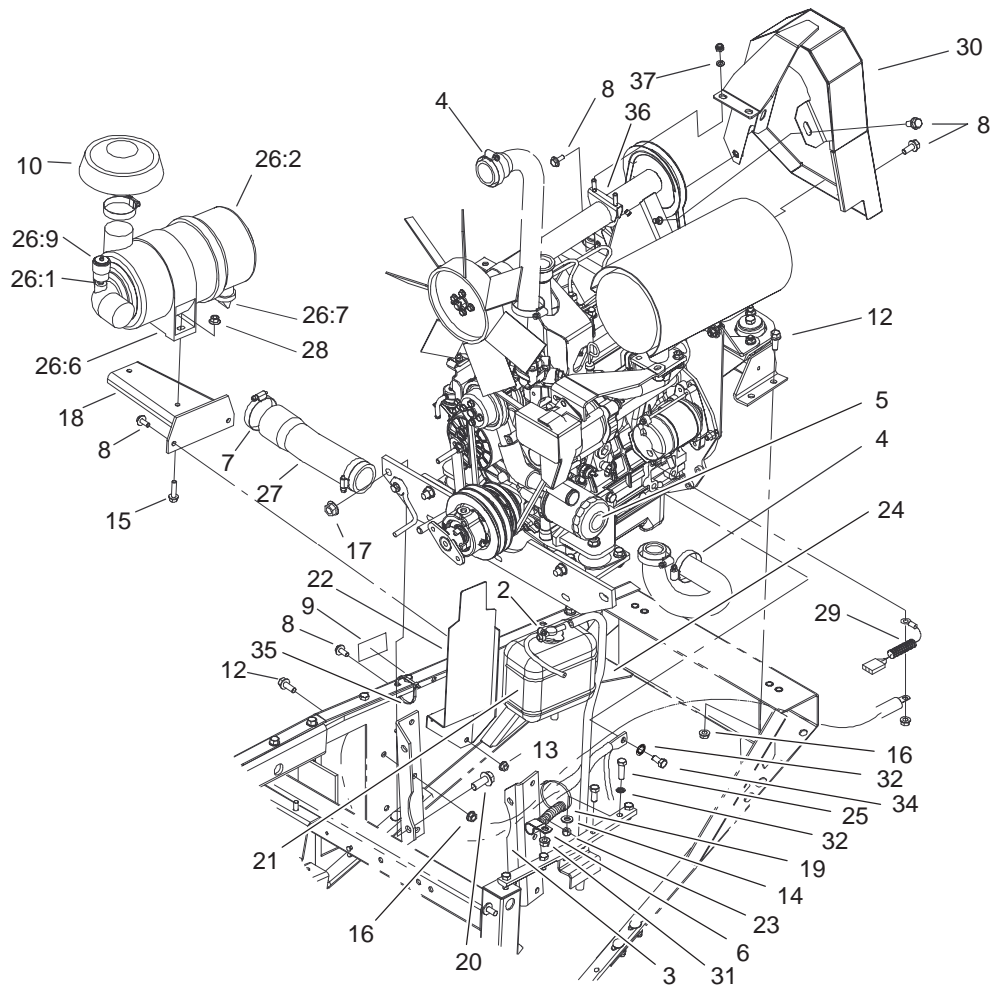


Power Steering Unit Assembly No. 92-7308

Ref. No.	Part No.	Qty.	Description
☆1		1	Power Steering Unit
1:1	92-7310	4	Bolt-Special
☆1:3		1	Ring-Valve
☆1:4		1	Plate-Valve
☆1:7		1	Manifold-Isolation
☆1:8		1	Ring-Metering
☆1:9		1	Hex Drive ASM
☆1:10		1	Link-Drive
☆1:11		11	Screw-HSH
☆1:13		1	Cover-Commutator
☆1:14		1	Commutator
☆1:15		1	Ring-Commutator
☆1:16		1	Stator
☆1:18		1	Rotor
☆1:19		1	Spacer-Link, Drive
☆1:20		1	Plug
☆1:22		1	Ball
☆1:23		4	Nut-Hex
☆1:24		1	Cover-Port
☆1:27		1	Manifold-Port
☆1:30		1	Plate-Cover, Upper
☆1:31		1	Spacer-Bearing, Thrust
☆1:32		1	Spacer-Seal
☆1:34		1	Bearing-Thrust
☆1:35		1	Plate-Drive

Ref. No.	Part No.	Qty.	Description
*1:36	66-9970	1	Kit-Spring
☆1:36:1		3	Spring
☆1:36:2		3	Spring
*1:37	66-9980	1	Kit-Seal
☆1:37:1		5	Ring-Seal
☆1:37:2		1	Seal-Commutator
☆1:37:3		1	O-Ring
☆1:37:4		5	O-Ring
☆1:37:5		1	Seal-Face
*1:38	66-9990	1	Kit-Roller, Needle
☆1:38:1		9	Pin-Alignment
2	92-7314	1	Column ASM
2:1	3220-6	1	Nut-Jam
2:2	92-7315	1	Seal-Upper
2:3	92-7316	4	Nut-Push On
2:4	92-7317	1	Seal-Foam, Upper Cover
2:5	66-9780	1	Bushing
☆2:6		1	Cover-Upper
☆2:7		1	Washer-Retaining
☆2:8		1	Shaft-Input
4	237-30	2	O-Ring
5	237-22	2	O-Ring

☆ Not serviced
* Not illustrated

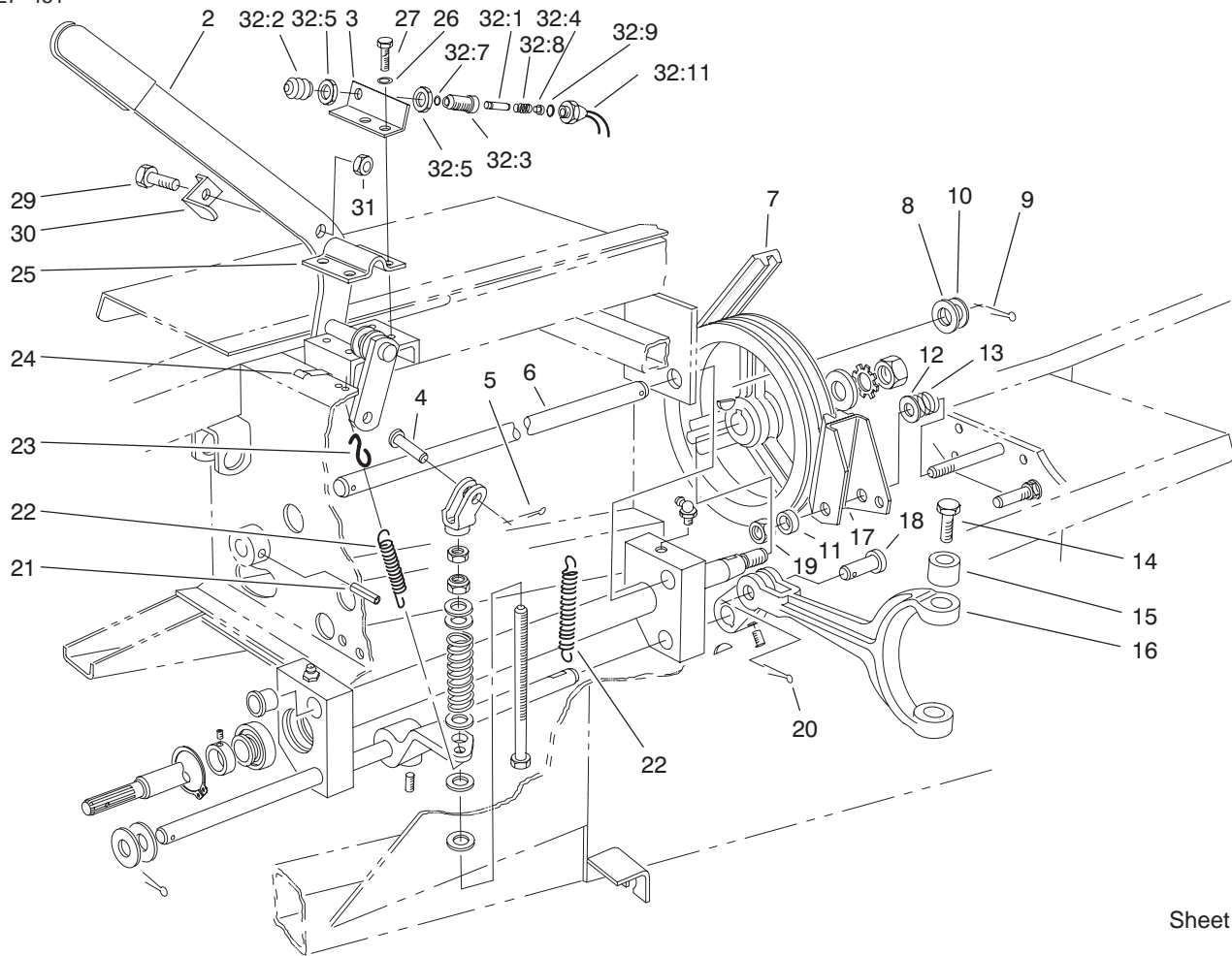


Sheet No.:7

Engine Installation Assembly

Ref. No.	Part No.	Qty.	Description	Ref. No.	Part No.	Qty.	Description
☆1		1	Engine Assembly	25	323-8	1	Screw-HH
2	2412-108	2	Clamp-Worm	26	104-3428	1	Air Cleaner ASM
3	67-8190-01	2	Bracket-Support, Engine	26:1	105-4292	1	Nipple-Pipe
4	2412-3	4	Clamp-Hose	26:2	104-0497	1	Cover ASM
5	23-9740	1	Filter-Oil	26:6	98-4525	1	Bracket-Cleaner, Air
6	98-3883	1	Clamp-Wire	26:7	104-0498	1	Valve-Vacuator
7	2412-130	2	Clamp-Hose	*26:8	98-9763	1	Element ASM
8	3234-5	9	Screw	26:9	93-9164	1	Indicator-Mini
9	93-7275	1	Decal-Fluid, Starting	27	104-3434	1	Hose-Inlet, Air
10	105-2539	1	Cap ASM	28	32128-20	2	Nut-HF
12	3234-11	10	Screw-HHF	29	99-3441	1	Harness-Wire, Fusible Link
13	32128-20	3	Nut-HF	30	105-7807-03	1	Guard-Fan Belt ASM
14	3256-24	1	Washer-Flat	31	3296-59	1	Nut-Lock NI
15	3234-36	2	Screw-HHF	32	3254-6	2	Washer-Lock, Internal
16	3290-357	10	Nut-HHF	34	70-8470	1	Screw-HH
17	32128-23	2	Nut-HF	35	3290-379	1	Tie-Cable
18	98-4518-03	1	Bracket-Cleaner, Air	36	2112-6	1	Muffler Clamp ASM
19	3290-378	1	Tie-Cable	37	3253-4	2	Washer-Lock
20	3234-32	2	Screw-HHF				
21	104-9318	1	Bottle-Overflow, Water				
22	105-0050-03	1	Reservoir Bracket ASM				
23	3296-29	3	Nut-Lock, NI				
24	63-7630	1	Hose				

☆ Not serviced
* Not illustrated



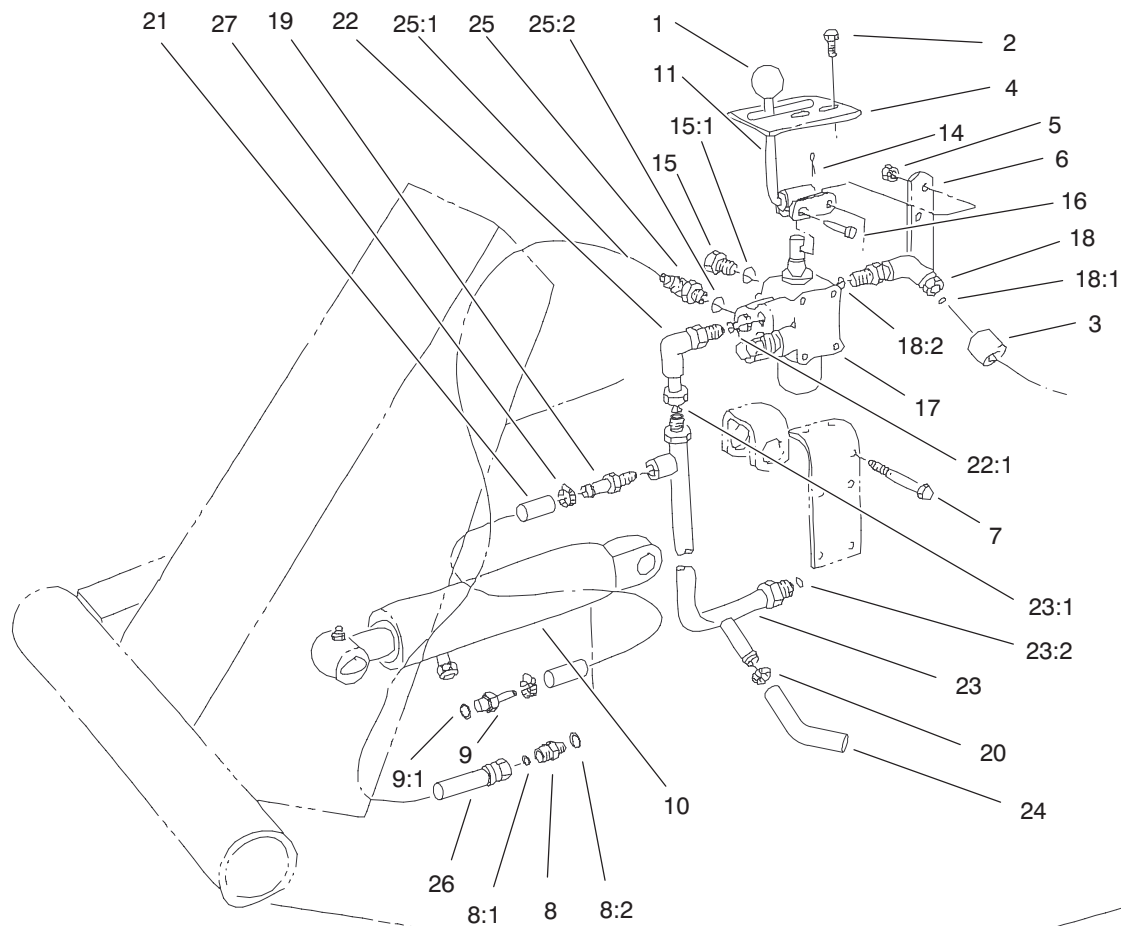
Sheet No.:8

PTO and Shaft Assembly

Ref. No.	Part No.	Qty.	Description
☆1		1	PTO ASM
2	84-8500-01	1	Lever-PTO
3	84-8520-01	1	Bracket-Switch, PTO
4	283-42	1	Pin-Clevis
5	3272-6	1	Pin-Cotter
6	43-3860	1	Shaft-Pivot, PTO
7	53-9660	1	V-Belt
8	3256-28	1	Washer-Flat
9	3272-22	1	Pin-Cotter
10	3-6498	3	Washer-Thrust
11	3-8812	1	Spacer-Spring Anchor
12	3256-6	1	Washer-Flat
13	5-1747	1	Spring-Adjustment
14	92-5727	2	Screw-Patch Lock
15	92-5723	2	Bushing-PTO Fork
16	92-4060-03	1	Fork-PTO
17	27-7370	1	PTO Brake ASM
☆17:3		1	Adhesive
18	93-3769	1	Pin-Clevis
19	3296-28	1	Nut-Lock, NI
20	3272-11	1	Pin-Cotter
21	32121-9	1	Pin-Spring
22	21-1830	2	Spring-PTO, Tension
23	5-0701	1	Anchor
24	212-93	3	Clamp-Casing
25	21-1600	1	Clamp-Lever, PTO

Ref. No.	Part No.	Qty.	Description
26	3253-21	4	Washer-Lock
27	32104-6	4	Screw-HH
29	321-4	1	Screw-HH
30	86-7050	1	Bracket-Switch, Actuator
31	3296-16	1	Nut-Lock, NI
32	43-9071	1	Limit Switch ASM
32:1	43-8860	1	Plunger-Switch
32:2	43-8870	1	Boot-Switch
32:3	43-8620	1	Pin-Guide, Switch
32:4	43-8610	1	Guide
32:5	218-461	2	Nut-HH
32:7	237-7	1	O-Ring
32:8	43-8600	1	Spring-Compression
32:9	237-30	1	O-Ring
32:11	72-4320	1	Switch

☆ Not serviced

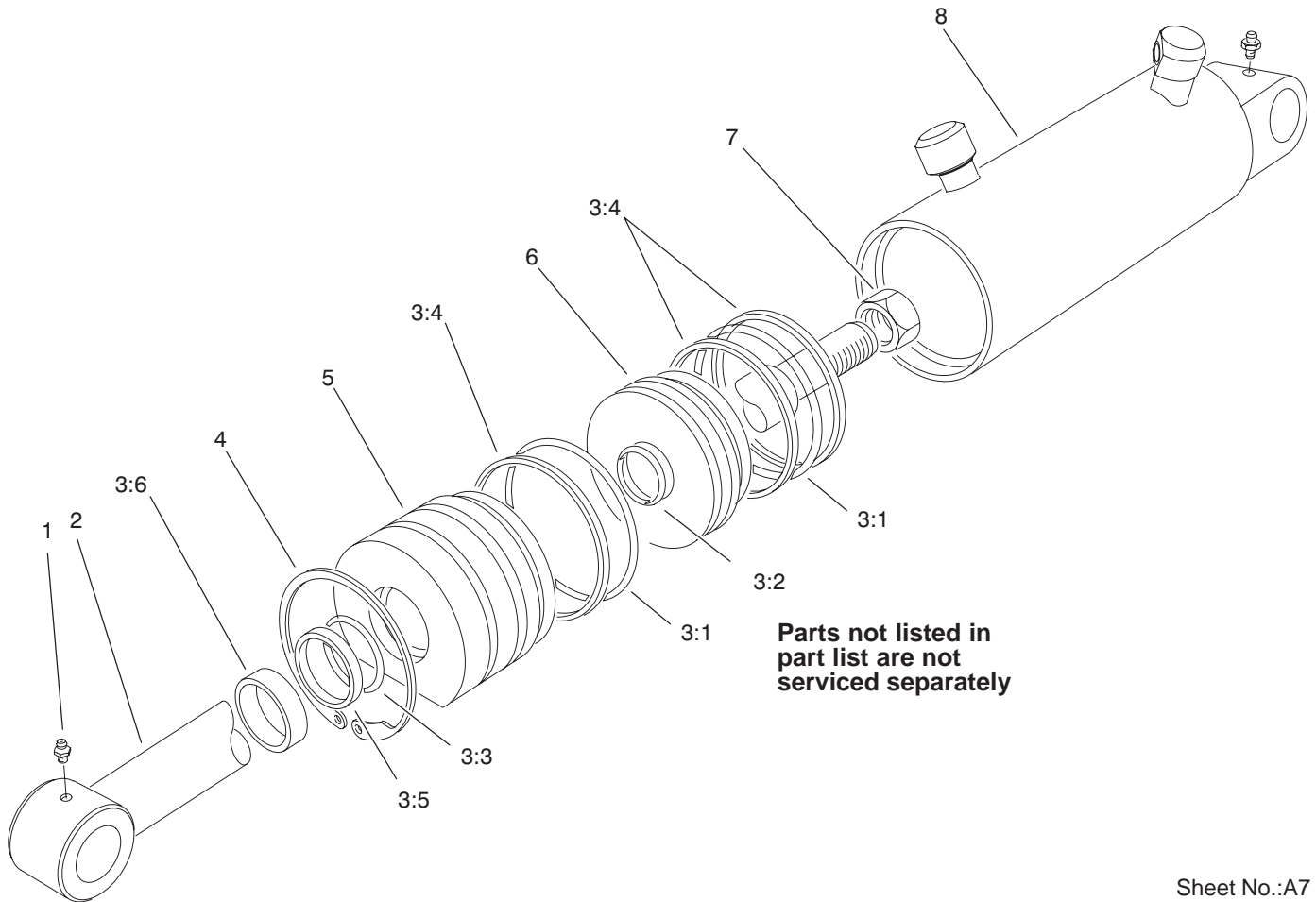


Sheet No.:9

Valve and Cylinder Assembly

Ref. No.	Part No.	Qty.	Description
1	233-21	1	Knob
2	32144-10	2	Screw-HWH
3	38-3400	2	Guard-Rubber
4	105-7806	1	Latch-Lever, Valve
5	3296-42	5	Nut-Lock, NI
6	21-9010	1	Lever-Valve, Pivot Mount
7	321-23	5	Screw-HH
8	340-2	1	Fitting-HYD, Straight
8:1	237-22	1	O-Ring
8:2	237-42	1	O-Ring
9	95-8849	1	Fitting-HYD, Straight
9:1	237-78	1	O-Ring
10	100-6591	1	Cylinder-Hydraulic
10	100-6586	1	Cylinder-Hydraulic
11	105-7839-03	1	Valve Lever ASM
14	3272-6	1	Pin-Cotter
15	353-512	1	Plug
15:1	237-78	1	O-Ring
16	283-17	1	Pin-Clevis
17	105-7821-01	1	Valve ASM
18	340-99	1	Fitting-HYD, 90°
18:1	237-30	1	O-Ring
18:2	237-42	1	O-Ring
19	304-73	1	Connector-Hose
20	2412-36	1	Clamp-Hose

Ref. No.	Part No.	Qty.	Description
21	92-7834	1	Hose
22	340-110	1	Elbow-Swivel, 90°
22:1	237-42	1	O-Ring
23	63-9260	1	Manifold-Valve
23:1	237-22	1	O-Ring
23:2	237-30	1	O-Ring
24	63-8990	1	Hose-Out/Cool
25	340-97	1	Fitting-HYD, 90°
25:1	237-22	1	O-Ring
25:2	237-78	1	O-Ring
26	92-7833	1	Hose ASM
27	2412-108	1	Clamp-Worm



Sheet No.:A7
T-3789

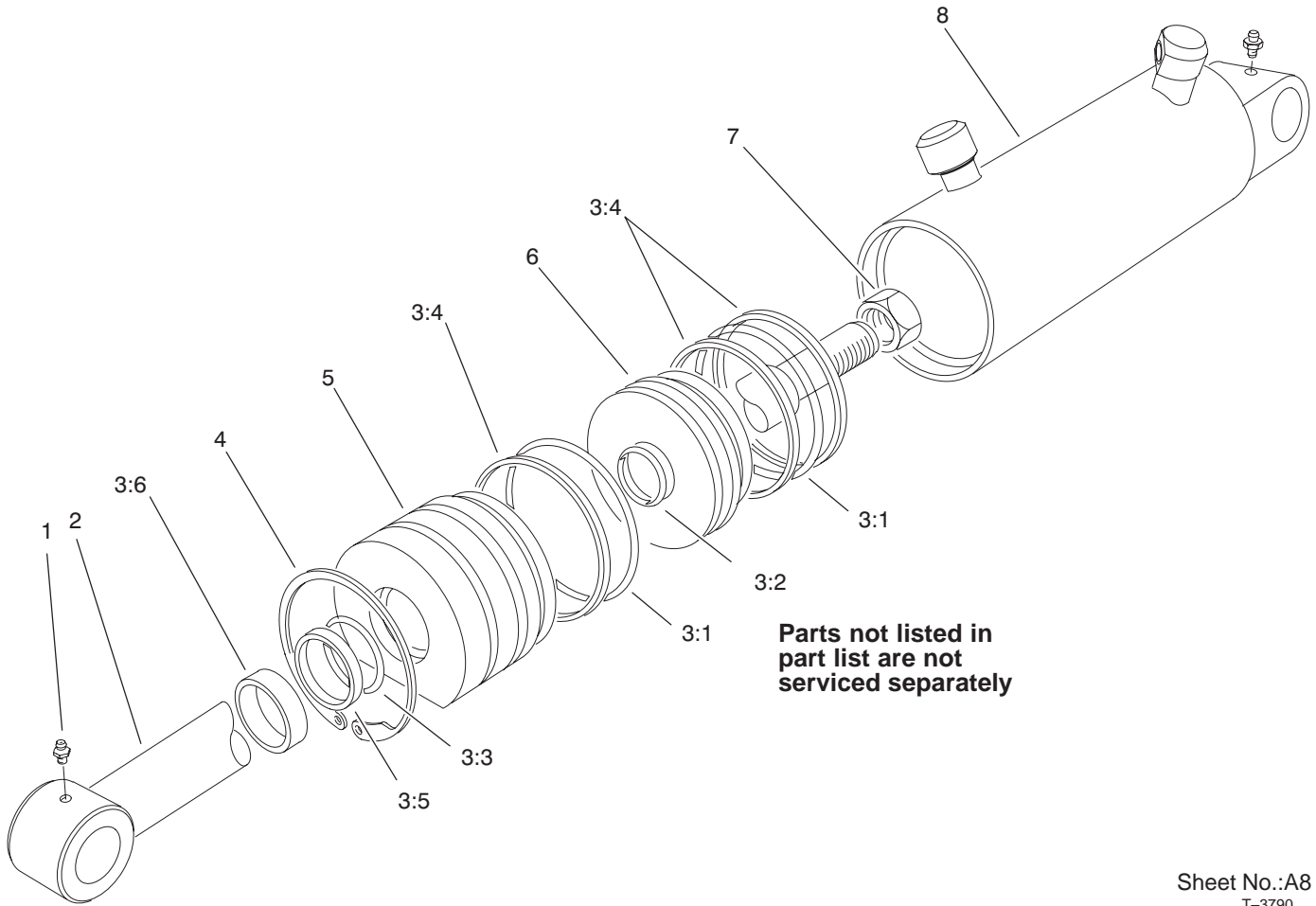
Hydraulic Cylinder Assembly No. 100-6586 (2-1/2in Bore)

Ref. No.	Part No.	Qty.	Description
1	302-55	2	Zerk
2	61-4980	1	Shaft With Clevis
3	61-4960	1	Seal Repair Kit
☆3:1		2	O-Ring
☆3:2		1	O-Ring
☆3:3		1	O-Ring
☆3:4		3	Backup
☆3:5		1	Backup
☆3:6		1	Seal-Dust
4	61-4990	1	Ring-Retaining
5	60-9780	1	Head
6	60-9770	1	Piston
7	60-9760	1	Nut
☆8		1	Barrel

Ref. No.	Part No.	Qty.	Description

PROTOTYPE

☆ Not serviced



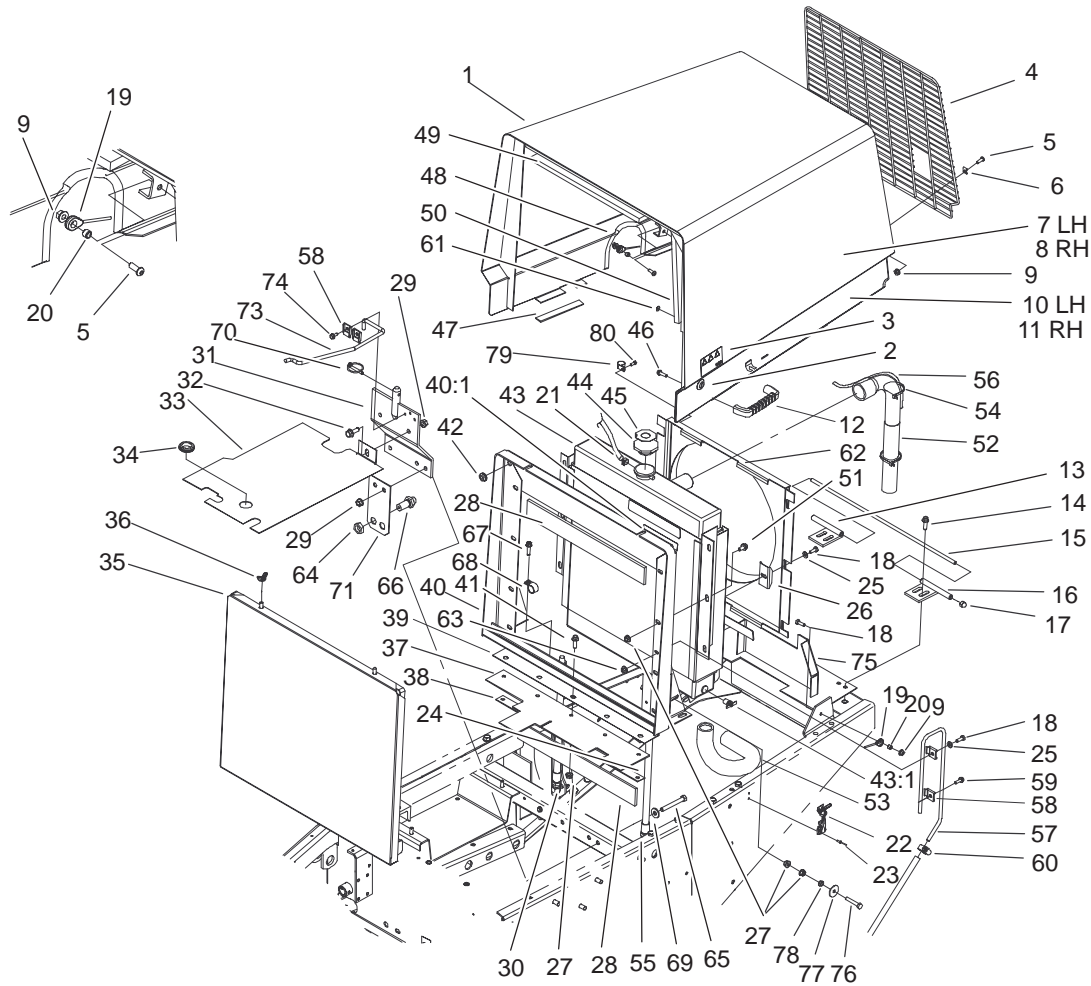
Sheet No.:A8
T-3790

Hydraulic Cylinder Assembly No. 100-6591(Optional) (3in Bore)

Ref. No.	Part No.	Qty.	Description	Ref. No.	Part No.	Qty.	Description
1	302-55	2	Zerk				
2	67-5480	1	Shaft With Clevis				
3	67-5500	1	Repair Kit				
☆3:1		2	O-Ring				
☆3:2		1	O-Ring				
☆3:3		1	O-Ring				
☆3:4		3	Backup				
☆3:5		1	Backup				
☆3:6		1	Seal-Dust				
4	67-5470	1	Ring-Snap				
5	67-5460	1	Head				
6	67-5450	1	Piston				
7	60-9760	1	Nut				
☆8		1	Barrel				

PROTOTYPE

☆ Not serviced

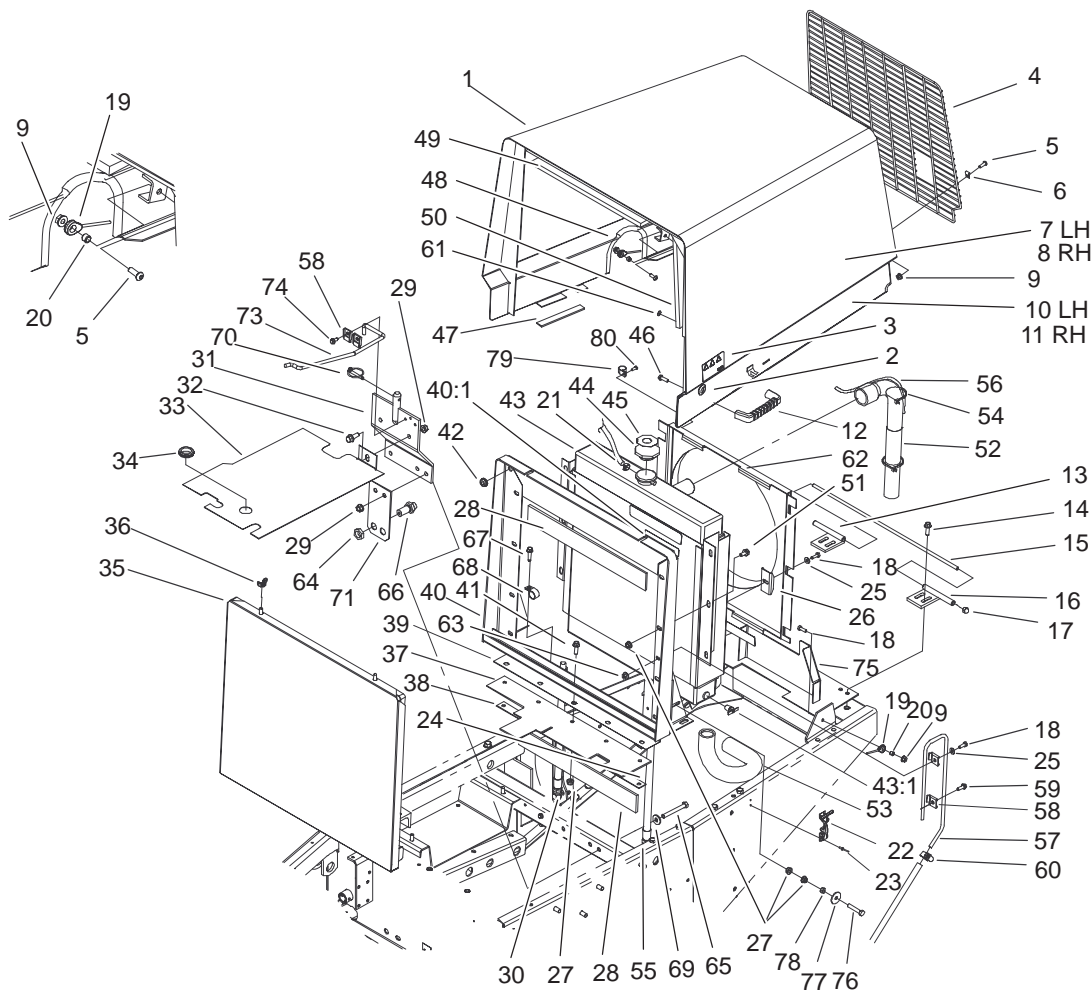


Sheet No.:11

Radiator and Hood Assembly

Ref. No.	Part No.	Qty.	Description
1	105-4282	1	Hood
2	98-5398	1	Latch-Hood
3	100-6574	1	Decal-Warning
4	105-0059-03	1	Hood-Screen, Rear
5	3274-69	6	Screw-HSBH
6	2412-127	4	Clamp-R
7	105-0071	1	Decal-Hood, LH
8	105-0072	1	Decal-Hood, RH
9	32128-32	8	Nut-HHF
10	77-5141	1	Decal-Hood, LH (only on: 30630)
10	77-5140	1	Decal-Hood, LH (only on: 30631)
11	77-5150	1	Decal-Hood, RH (only on: 30631)
11	77-5151	1	Decal-Hood, RH (only on: 30630)
12	65-5100	1	Handle-Door
13	67-8820-01	1	RH Hinge
14	3234-17	4	Screw-HHF
15	67-8840	1	Hinge-Rod
16	67-8810-01	1	LH Hinge
17	32111-8	2	Locknut-Acorn
18	321-4	9	Screw-HH
19	77-3170	2	Cable-Hood
20	77-5250	4	Spacer-Cable, Hood

Ref. No.	Part No.	Qty.	Description
21	92-2379	1	Clamp-Hose (only on: 30630)
22	59-9740	1	Flex Draw Latch ASM
22:2	249-40	1	Keeper
23	3290-55	4	Rivet-Pop
24	63-9010	1	Hose-Transmission, Coolant
25	3256-22	7	Washer-Flat
26	105-0012-03	6	Clip-Mounting, Fan Shroud
27	32128-20	15	Nut-HF
28	43-3320	2	Foam-Radiator
29	32128-21	3	Nut-HF
30	63-8960	1	Hose
31	105-2542-01	1	Bracket-Support, Seat
32	3234-11	1	Screw-HHF
33	105-2544-01	1	Plate-Sealing
34	240-5	1	Grommet
35	67-9030-03	1	Grille
36	32103-2	2	Nut-Wing
37	67-8570	1	Strip-Sealing
38	67-8470-03	1	Strip-Retainer
39	105-4264-03	1	Grill-Plate, Sealing
40	105-4293	1	Radiator Support ASM
40:1	93-7272	3	Decal-Warning
41	3234-17	5	Screw-HHF

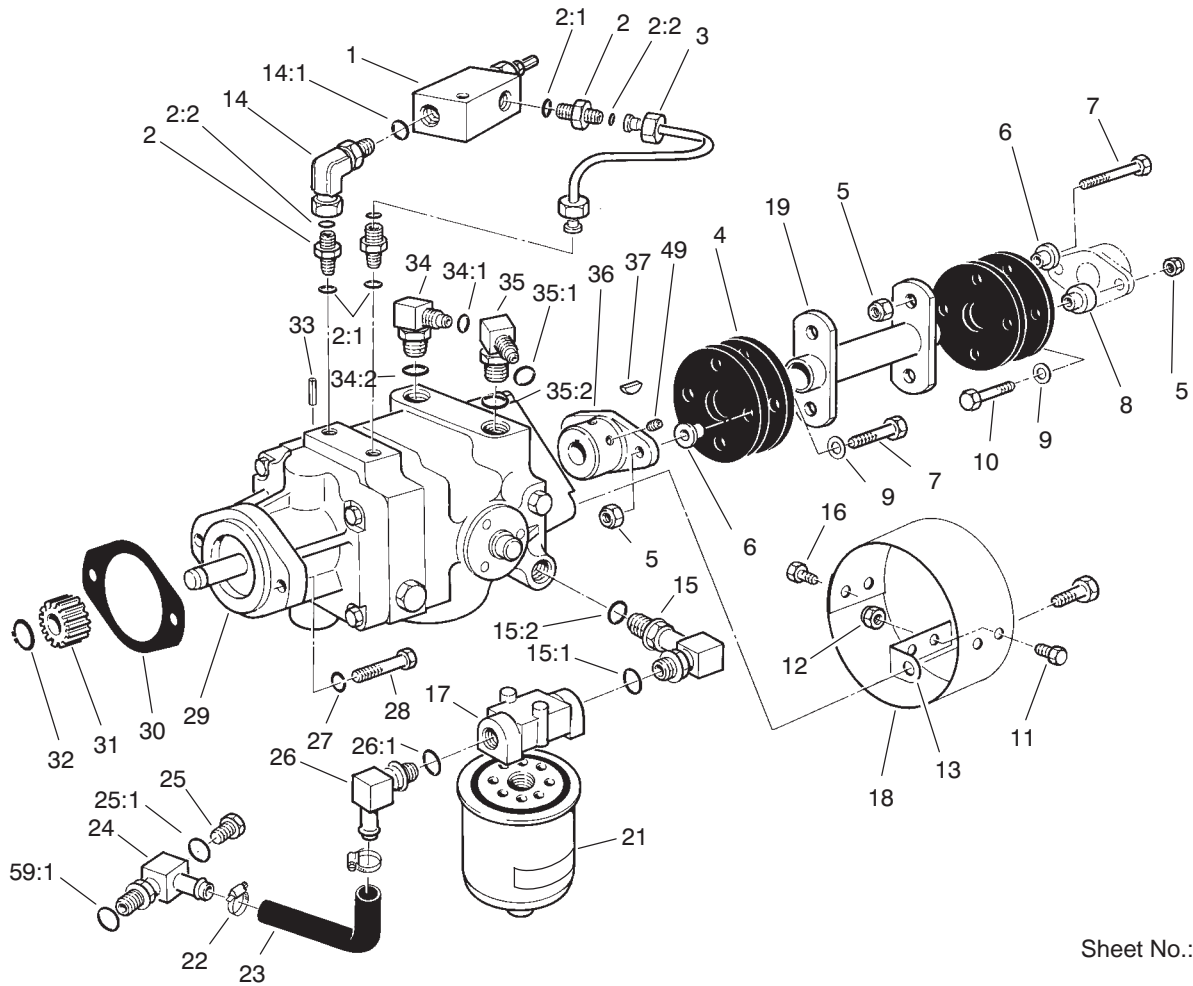


Sheet No.:11

Radiator and Hood Assembly (Continued)

Ref. No.	Part No.	Qty.	Description	Ref. No.	Part No.	Qty.	Description
42	237-141	2	Grommet-Rubber	63	32128-33	1	Nut-HF
43	104-3483	1	Radiator ASM	64	340-70	2	Locknut-Bulkhead
43:1	304-46	1	Draincock	65	323-14	3	Screw-HH
44	66-3240	1	Cap-Radiator	66	340-71	2	Fitting-Straight, Bulkhead
45	93-7840	1	Decal-Cap, Radiator	*66:1	237-22	2	O-Ring
46	46-8091	2	Screw-HWH	67	2412-39	1	R-Clamp
47	82-8950	2	Foam	68	11-0590	1	Screw-HWHTF
48	66-8111	1	Trim-Hood	69	5-0838	3	Washer
49	77-5170	1	Foam-Top	70	283-76	1	Pin-Lynch
50	77-5160	1	Foam-Side, LH	71	68-9160	1	Bracket
51	3234-14	8	Screw-HHF	73	86-7040	1	Red-Prop, Seat
52	104-3433	1	Hose-Radiator, Top	74	32144-10	2	Screw-HWH
53	104-3432	1	Hose-Radiator, Bottom	75	105-4255-01	1	Pulley Guard ASM
54	3290-379	6	Tie-Cable	76	322-41	1	Screw-HH
55	38-3400	1	Guard-Rubber	77	3256-57	1	Washer-Flat
56	104-0076	1	Hose-Fuel	78	3296-47	1	Nut-Lock, NI
57	105-4265	1	Tube-Vent	79	2412-83	1	Clamp-Cable
58	3-6657	4	Clip-Skid	80	32144-1	1	Screw-Taptite
59	32104-109	1	Screw-HWH (only on: 30630)				
59	32104-109	2	Screw-HWH (only on: 30631)				
60	2412-108	1	Clamp-Worm				
61	3269-10	2	Washer-Back				
62	105-0007-03	1	Fan Shroud ASM				

* Not illustrated

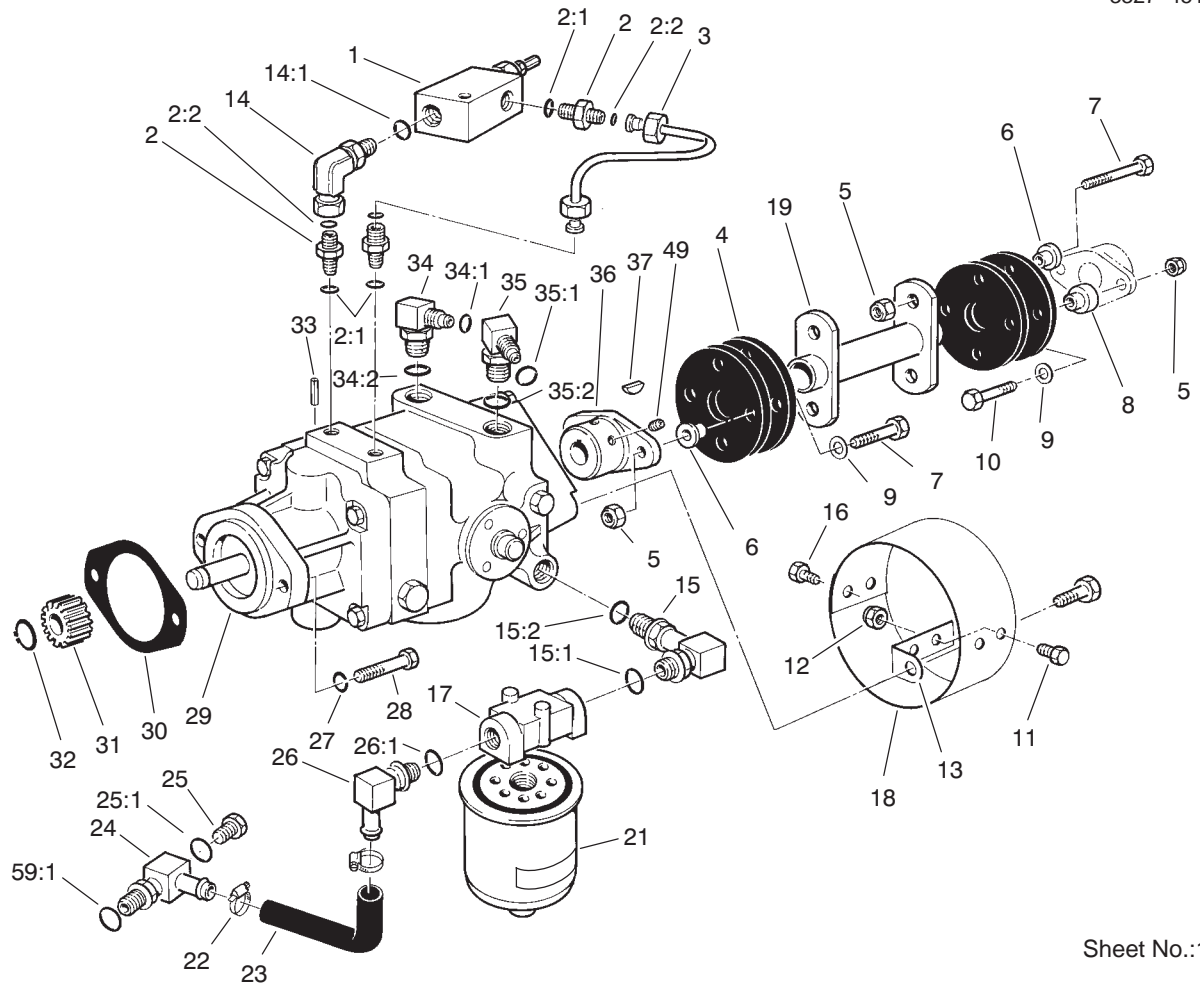


Sheet No.:12

Hydrostatic Transmission Assembly

Ref. No.	Part No.	Qty.	Description
1	72-3540	1	Relief Valve (only on: 30631)
2	340-92	3	Fitting-Straight, HYD (only on: 30631)
2:1	237-78	1	O-Ring (only on: 30631)
2:2	237-21	1	O-Ring (only on: 30631)
3	72-3550	1	Tube (only on: 30631)
4	44-2230	4	Coupling-Rubber
5	32152-1	8	Nut-Lock, NI
6	71-4411	4	Spacer
7	322-8	6	Screw-HH
8	71-4410	4	Spacer
9	3256-3	4	Washer-Flat
10	322-10	2	Screw-HH
11	321-2	2	Screw-HH
12	3296-42	4	Nut-Lock, NI
13	54-9290	2	Bracket-Mounting
14	340-143	1	Elbow-Swivel, 90deg (only on: 30631)
14:1	237-78	1	O-Ring (only on: 30631)
15	68-8660	1	Fitting-HYD, 90°
15:1	237-80	1	O-Ring
15:2	237-81	1	O-Ring

Ref. No.	Part No.	Qty.	Description
16	321-4	2	Screw-HH
17	68-8990	1	Filter Head ASM
18	54-9300-03	1	Cover-Shaft, Pump
19	105-0033-03	1	Drive Shaft ASM
21	23-9740	1	Filter-Oil
22	2412-34	2	Clamp-Hose
23	68-9650	1	Hose-Axle
24	70-2620	1	Fitting-HYD, 90°
24:1	237-81	1	O-Ring
25	353-508	1	Plug
25:1	237-42	1	O-Ring
26	353-987	1	Fitting-HYD, 90°
26:1	237-81	1	O-Ring
27	3253-21	2	Washer-Lock
28	323-7	2	Screw-HH
29	92-8947	1	Transmission ASM
30	41-8760	1	Gasket
31	86-7220	1	Gear-Pinion
32	32120-72	1	Ring-Snap
33	32121-6	1	Pin-Roll
34	340-77	1	Fitting-HYD, 90°
34:1	237-22	1	O-Ring
34:2	237-42	1	O-Ring
35	340-99	1	Fitting-HYD, 90°
35:1	237-30	1	O-Ring
35:2	237-42	1	O-Ring

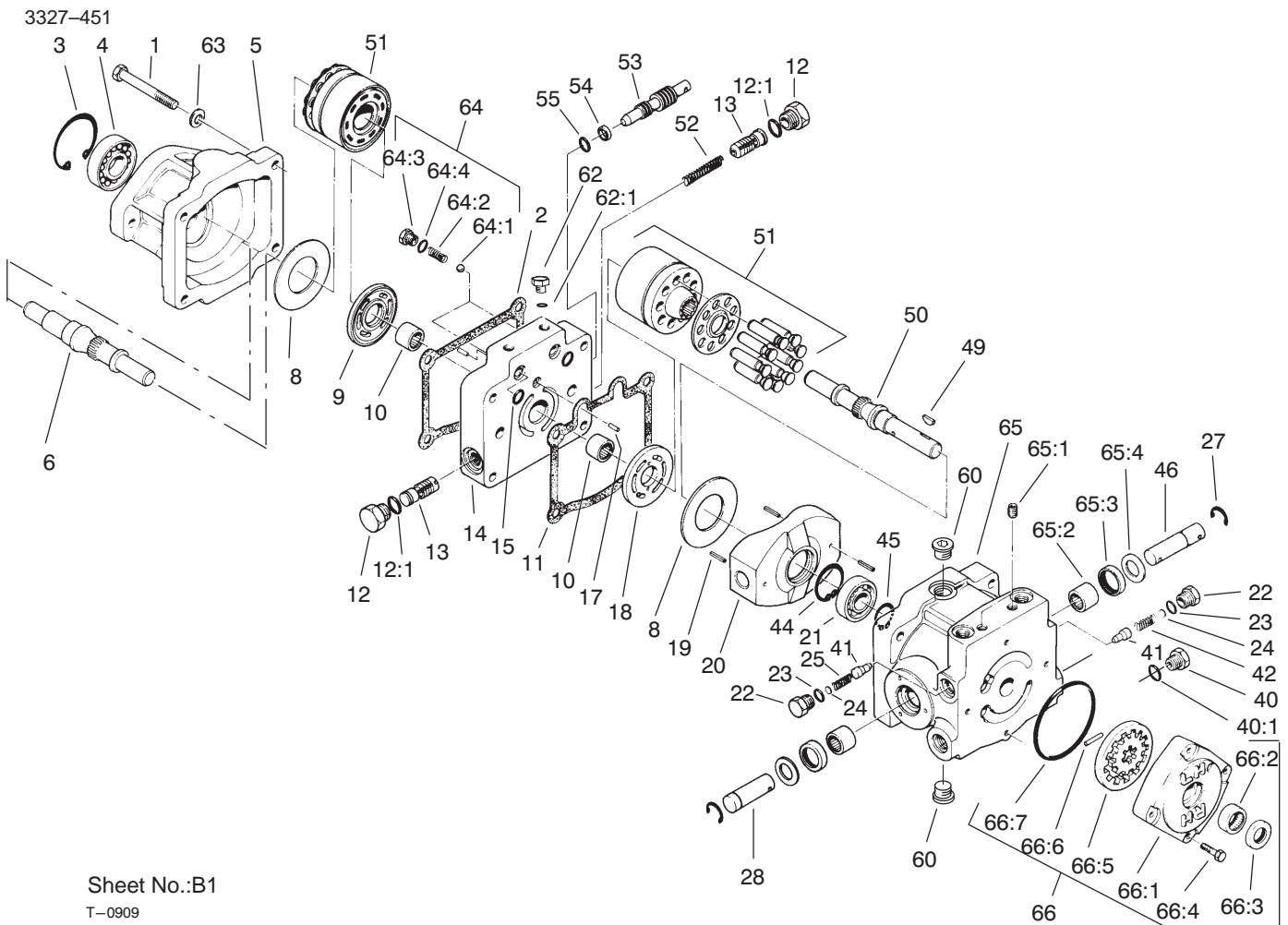


Sheet No.:12

Hydrostatic Transmission Assembly (Continued)

Ref. No.	Part No.	Qty.	Description
36	33-4380	1	Hub-Pump
37	3257-32	1	Key-Woodruff
49	3241-5	2	Screw-Set

Ref. No.	Part No.	Qty.	Description
<p style="font-size: 48px; opacity: 0.5; transform: rotate(-10deg);">PROTOTYPE</p>			



Sheet No.:B1

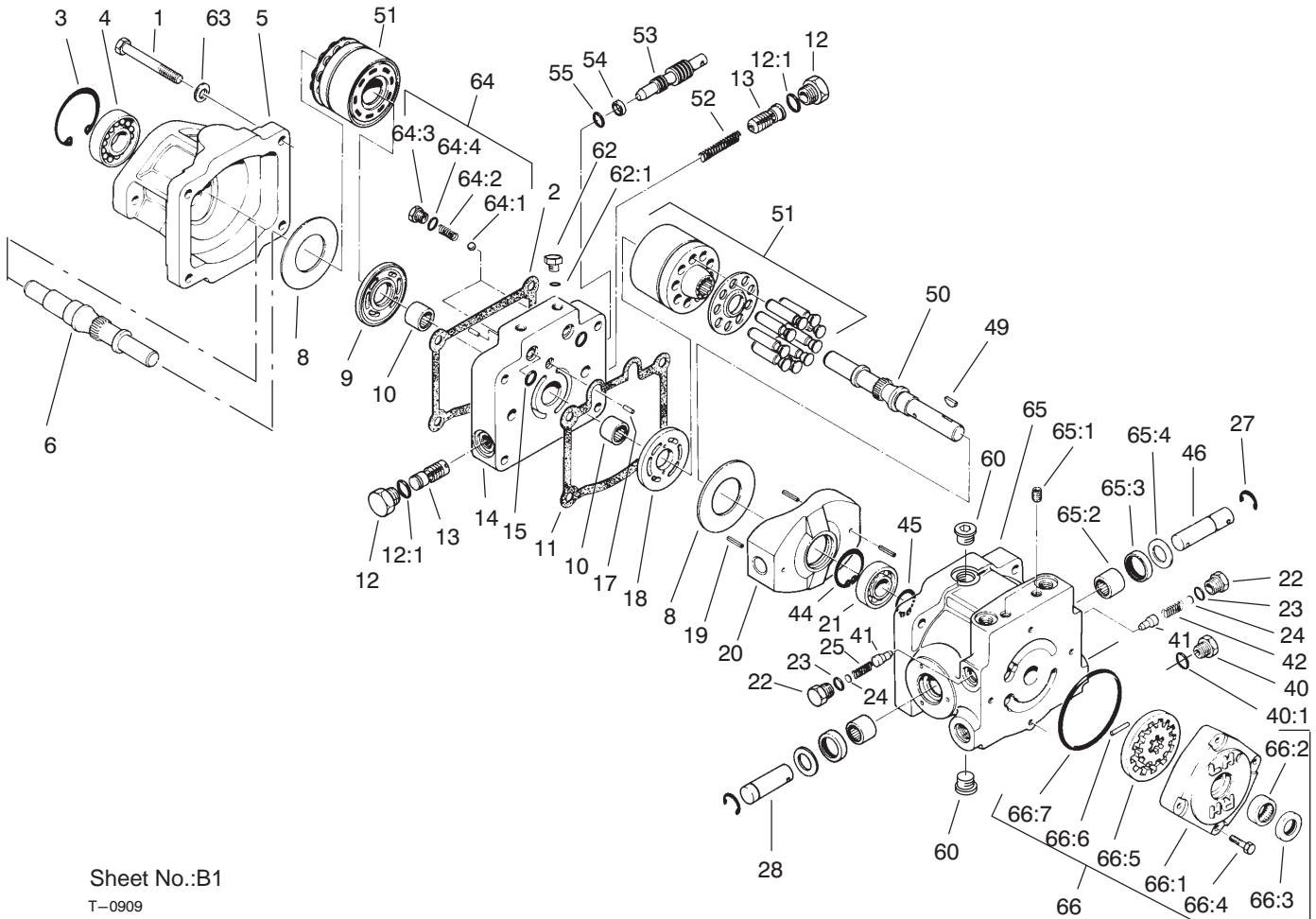
T-0909

Hydrostatic Transmission Assembly No. 92-8947

Ref. No.	Part No.	Qty.	Description
1	323-56	4	Screw-HH
2	67-9100	1	Gasket
3	32120-8	1	Ring-Snap
4	72-3750	1	Bearing-Roller
5	67-9080	1	Housing-Motor
6	46-8410	1	Motor Shaft
8	25-2380	2	Plate-Thrust
9	25-2390	1	Plate-Valve, Motor
10	46-8400	2	Bearing-Shaft
11	25-2400	1	Gasket
12	353-550	2	Plug-HYD
12:1	237-79	1	O-Ring
13	25-2410	2	Valve ASM
14	92-8918	1	Center Section
15	93-4132	2	O-Ring
17	25-2430	2	Pin-Dowel
18	25-2440	1	Plate-Valve, Pump
19	32121-91	3	Pin-Coil Spring
20	25-2450	1	Plate-Swash, Variable
21	251-8	1	Bearing-Ball
22	25-2460	2	Plug-HH
23	237-86	4	O-Ring
24	25-2470	2	Pack-Shim
25	25-2480	1	Spring-Valve
27	32151-46	2	Ring-Retaining
28	25-2500	1	Shaft-Trunnion

Ref. No.	Part No.	Qty.	Description
40	353-551	1	Plug-HH
40:1	237-80	1	O-Ring
41	83-7260	2	Cone-Charge Relief
42	25-2570	1	Spring-Valve
44	32120-11	1	Ring-Retaining
45	32120-15	1	Ring-Snap, Ext
46	25-2580	1	Shaft-Trunnion
49	3257-32	1	Key-Woodruff
50	67-8020	1	Shaft-Pump
51	48-1800	2	Kit-Cylinder Block
☆51:1		1	Retainer-Slipper
☆51:2		9	Piston-ASM
52	25-2610	1	Spring-Valve
53	88-8220	1	Valve-By-Pass
54	25-2630	1	Ring-Back-Up
55	237-22	1	O-Ring
60	67-9090	1	Plug
62	92-8776	4	Plug
62:1	92-8777	1	O-Ring
63	93-0312	4	Washer-Hardened
64	99-5689	1	Check Valve ASM
64:1	25-2490	1	Ball
64:2	25-2640	1	Spring-Valve
64:3	25-2650	1	Check Valve Plug
64:4	237-86	1	O-Ring
65	54-7890	1	Housing Kit

☆ Not serviced



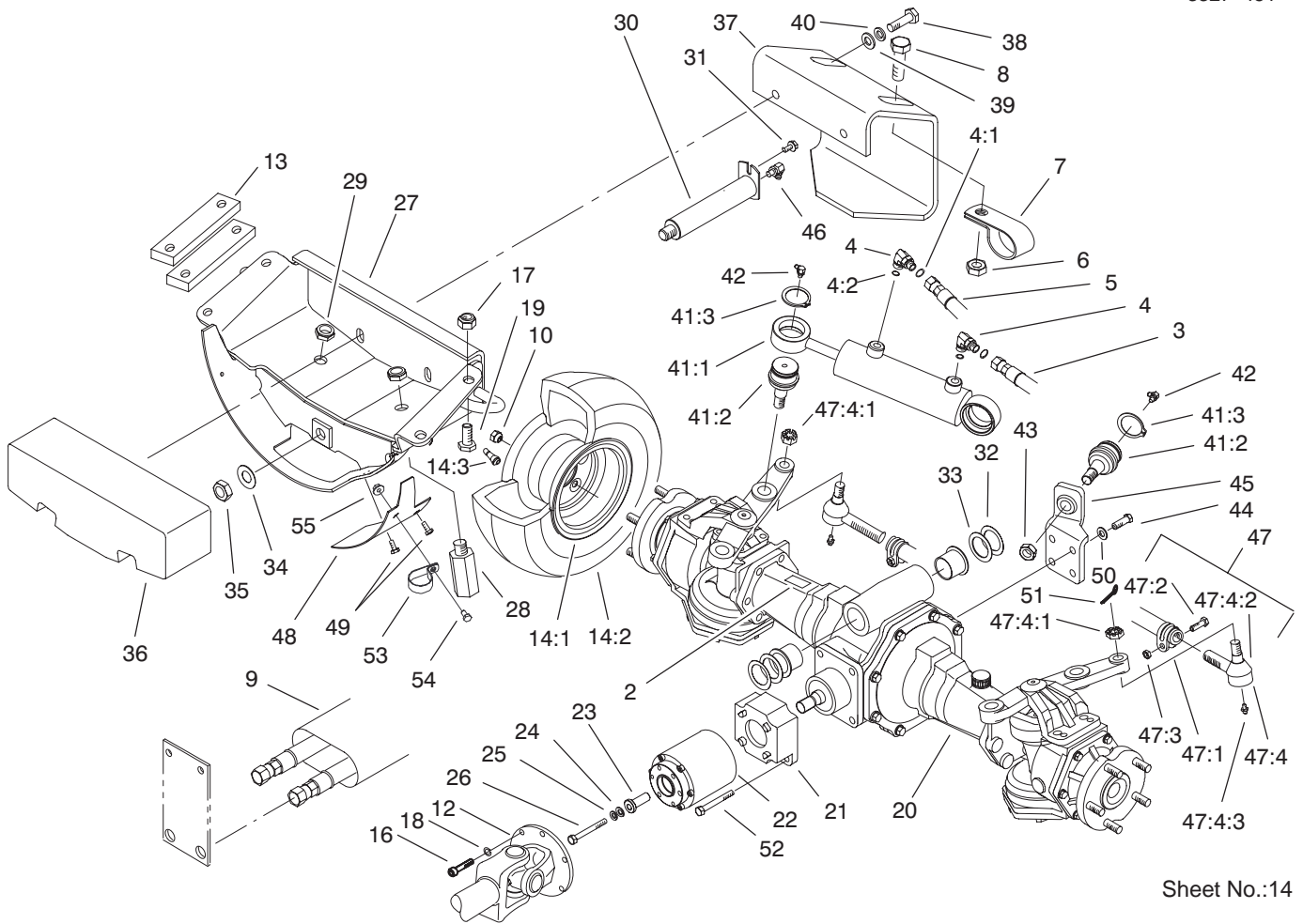
Sheet No.:B1

T-0909

Hydrostatic Transmission Assembly No. 92-8947

Ref. No.	Part No.	Qty.	Description
65:1	285-17	2	Plug-Pipe
65:2	252-82	2	Bearing-Needle
65:3	25-3210	2	Seal-Lip
65:4	25-2510	2	Washer-Flat
66	25-3190	1	Charge Pump Kit
66:1	25-2550	1	Housing-Pump, Charge
66:2	67-8050	1	Bearing-Needle
66:3	93-4133	1	Seal-Lip
66:4	322-4	4	Screw-HH
66:5	25-2540	1	Gerotor ASM
66:6	25-2530	1	Pin-Straight, Headless
66:7	237-95	1	O-Ring

Ref. No.	Part No.	Qty.	Description
PROTOTYPE			



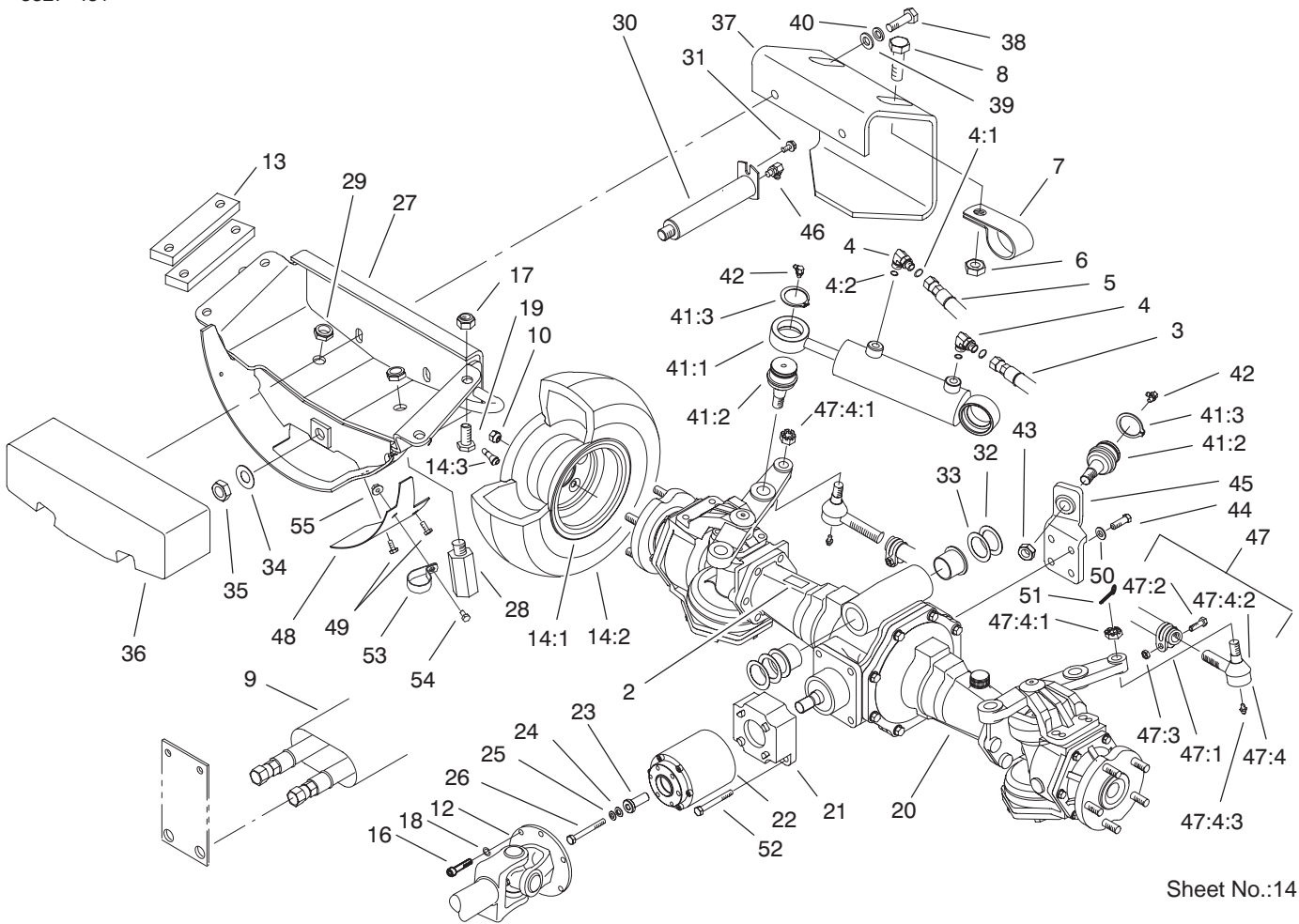
Sheet No.:14

4 Wheel Drive Rear Axle Assembly(only on: 30631)

Ref. No.	Part No.	Qty.	Description
1	93-6697	1	Decal-Lube
2	70-2560	1	Decal-Oil
3	99-2407	1	Hose ASM
4	340-97	2	Fitting-HYD, 90°
4:1	237-22	1	O-Ring
4:2	237-78	1	O-Ring
5	99-2408	1	Hose ASM
6	32128-20	1	Nut-HF
7	2412-74	1	R-Clamp
8	3234-17	1	Screw-HHF
9	56-7985	1	Sleeve-Protective
10	93-5268	10	Nut-Lug
12	98-5009	1	Driveshaft ASM
13	105-0073-01	4	Spacer-Frame
★14		2	Tire & Wheel ASM
14:1	105-7846	1	Wheel ASM
14:2	231-122	1	Tire
14:3	232-27	1	Stem-Valve
16	3274-8	12	Screw-HSH
17	32128-23	4	Nut-HF
18	3253-3	12	Washer-Lock
19	3234-46	4	Screw-HHF
20	95-7501	1	Rear Axle ASM
21	98-3860-03	1	Adaptor-Locator, Clutch
22	95-6296	1	Clutch-Bidirectional

Ref. No.	Part No.	Qty.	Description
23	99-8436	1	Spacer-Clutch
24	33094-00	1	Washer-Flat
25	3253-4	1	Washer-Lock
26	33114-070	1	Screw-HH
27	100-6570-01	1	Axle Support ASM
28	98-3863	2	Stop-Oscillation
29	3296-15	2	Nut-Lock NI
30	99-8434-03	1	Rear Axle Pin ASM
31	32144-14	1	Screw-HWH
32	99-8431	1	Washer-Thrust
33	99-8432	1	Washer-Thrust
34	71-4540	1	Washer-Thrust
35	32146-20	1	Nut-Jam
36	98-3869-01	1	Weight-Rear
37	98-3880-03	1	Bumper
38	325-7	2	Screw-HH
39	3256-26	2	Washer-Flat
40	3253-7	2	Washer-Lock
★41		1	Steering Cylinder ASM
41:1	99-2415	1	Cylinder-Hydraulic
41:2	92-5838-01	2	Joint-Ball
41:3	32151-104	2	Ring-Retaining, Ext
42	302-11	2	Fitting-Lube, 45°
43	3220-6	4	Nut-Jam
44	95-8812	4	Screw-HH

★ Not serviced

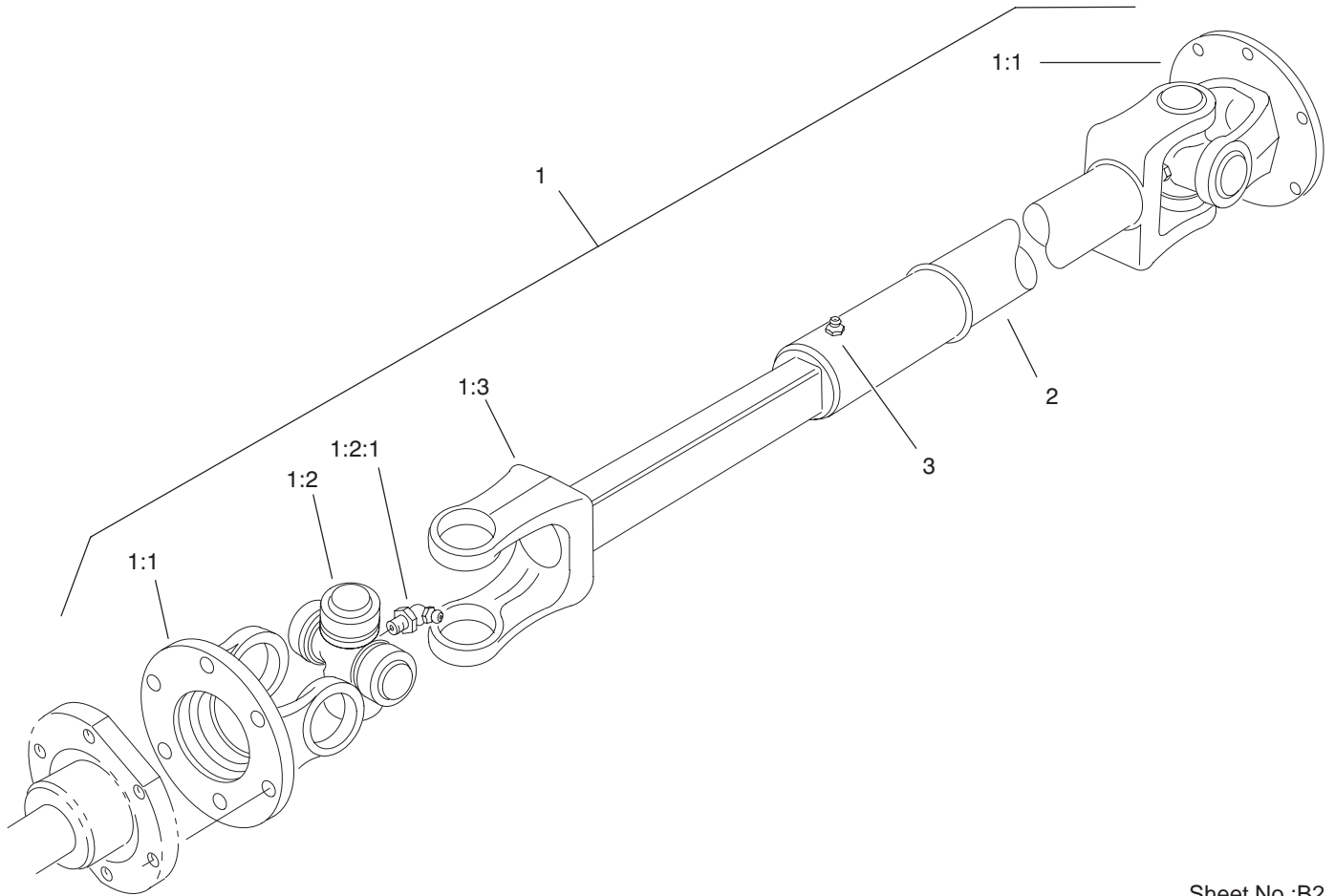


Sheet No.:14

4 Wheel Drive Rear Axle Assembly(only on: 30631) (Continued)

Ref. No.	Part No.	Qty.	Description	Ref. No.	Part No.	Qty.	Description
45	98-3862-03	1	Bracket-,Support, Cylinder				
46	302-33	1	Fitting-Grease				
47	98-3871-03	1	Tie Rod ASM				
47:1	99-2412-03	1	Rod & Clamp ASM				
47:2	323-9	2	Screw-HH				
47:3	3296-39	2	Nut-Lock, NI				
47:4	71-4740	2	End-Rod, Tie				
47:4:1	105-7941	1	Nut-Hex, Slotted				
47:4:2	71-4760	1	Seal				
47:4:3	302-55	1	Zerk				
48	99-2413-01	1	Cover-Guard, Flywheel				
49	32144-10	2	Screw-HWH				
50	48-9220	4	Washer				
51	3272-12	1	Pin-Cotter				
52	87-3700	2	Screw				
53	2412-74	1	R-Clamp				
54	321-2	1	Screw-HH				
55	32128-14	1	Nut-HF				

PROTOTYPE



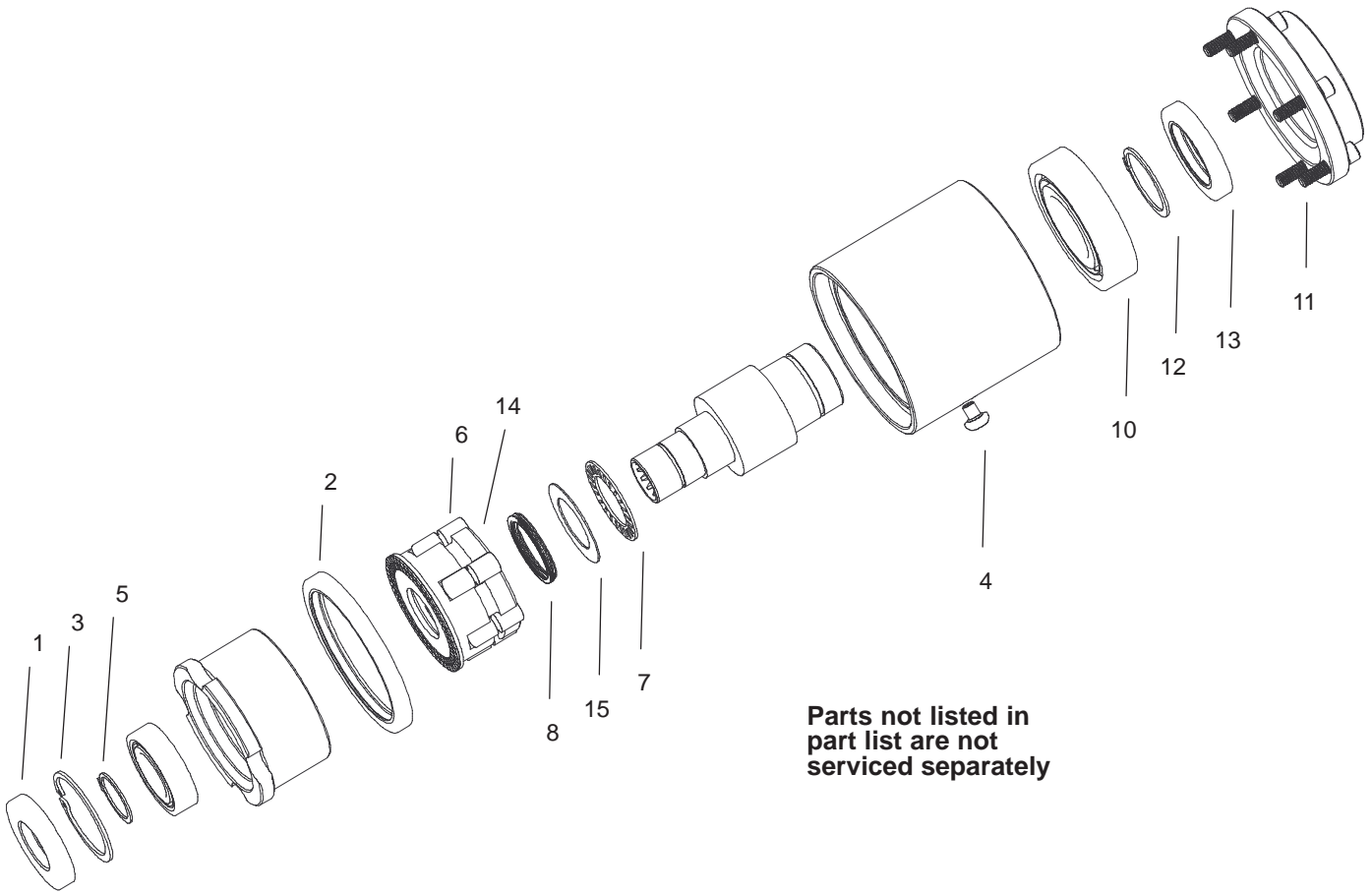
Sheet No.:B2
T-3804

Driveshaft Assembly No. 98-5009 (only on: 30631)

Ref. No.	Part No.	Qty.	Description
1	92-5096	1	Joint & Shaft ASM
1:1	72-3410	1	Yoke-Flange
1:2	54-9180	1	U-Joint Kit
1:2:1	62-3820	1	Fitting-Grease
1:3	72-3420	1	Shaft-Yoke, Slip
2	72-3431	1	Tube-Yoke, Slip
3	302-58	1	Fitting-Grease
5		1	U-Joint Kit
5:1	62-3820	1	Fitting-Grease

Ref. No.	Part No.	Qty.	Description

PROTOTYPE



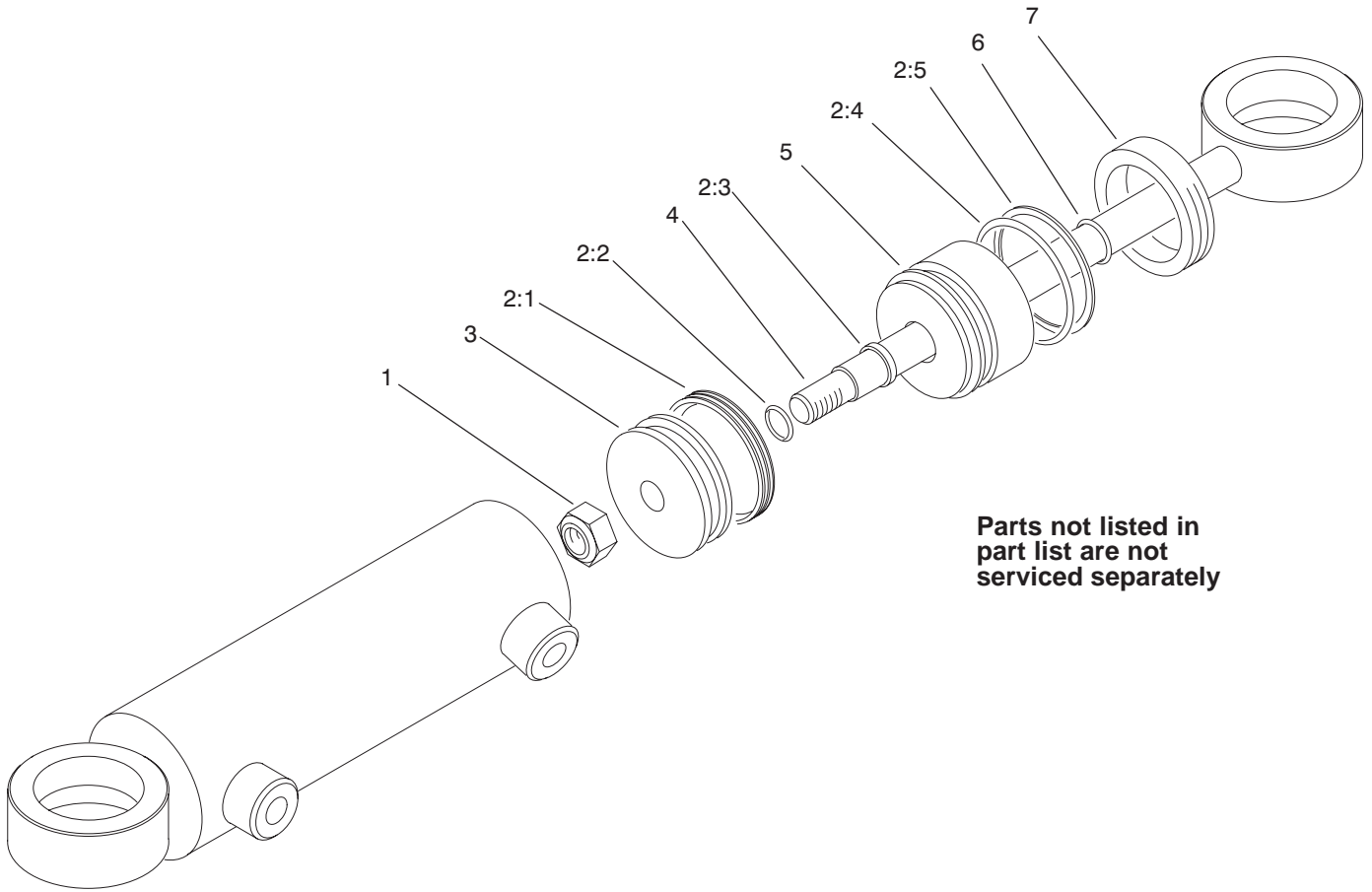
Sheet No.:B3
T-3802

Bi-Directional Clutch Assembly No. 95-6296 (only on: 30631)

Ref. No.	Part No.	Qty.	Description
1	100-6589	1	Seal-Oil
2	100-6593	1	Seal-Oil
3	100-6594	1	Ring-Snap, Internal
4	100-6596	1	Screw-PPH
5	100-6597	1	Ring-Snap, External
6	93-8925	6	Roller
7	93-8919	1	Bearing-Needle, Thrust
8	93-8923	1	Spring-Wave
9	99-2902	1	Bearing-Ball
10	92-9705	1	Bearing
11	3245-6	6	Screw-HSH
12	32120-84	1	Ring-Snap, External
13	71-6790	1	Seal-Oil
14	100-2568	1	Roll Cage ASM
15	93-8929	1	Washer-Thrust

Ref. No.	Part No.	Qty.	Description

PROTOTYPE



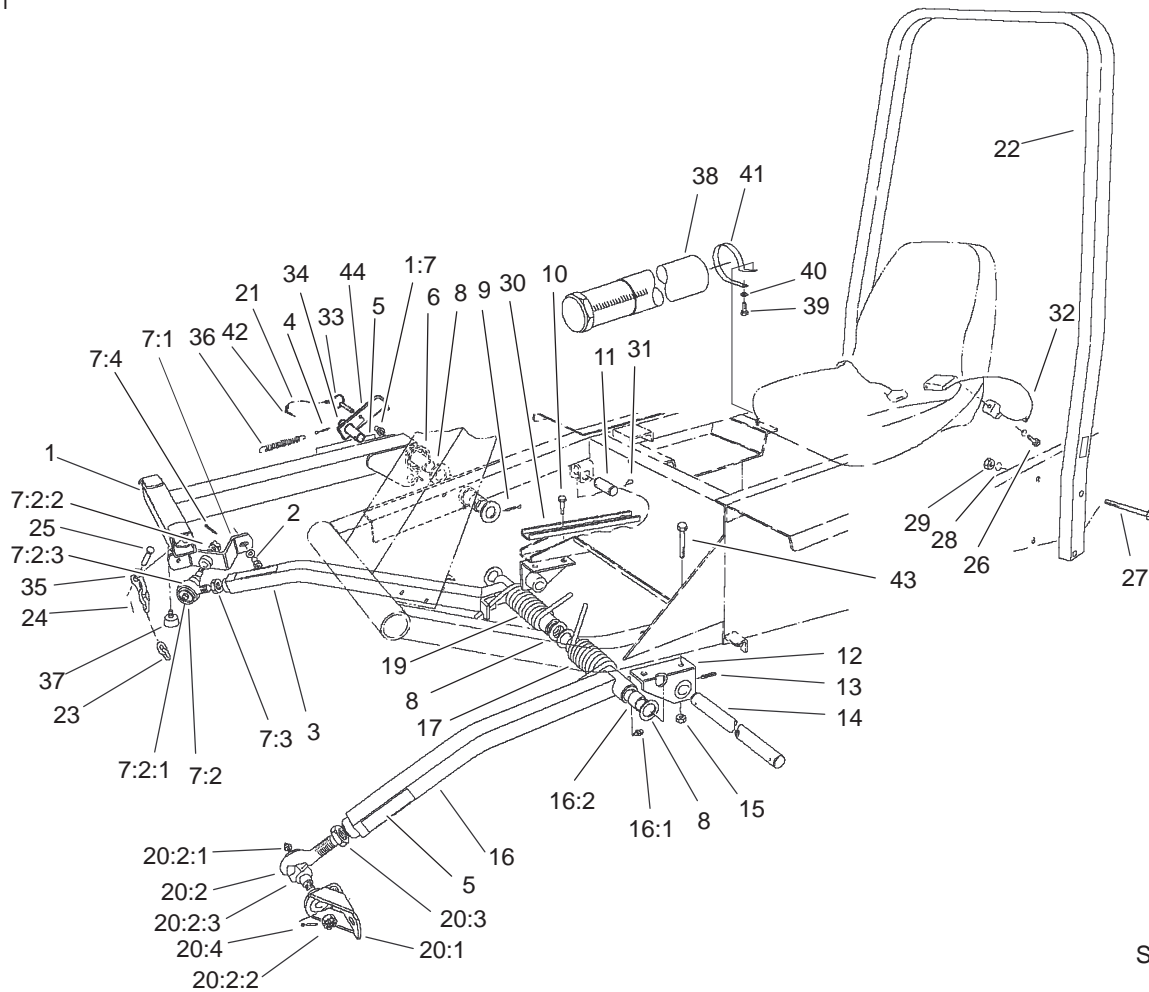
Sheet No.:B4
T-3111

Cylinder Assembly No. 99-2415 (only on: 30631)

Ref. No.	Part No.	Qty.	Description	Ref. No.	Part No.	Qty.	Description
1	32152-10	1	Locknut				
2	86-5390	1	Kit-Repair, Seal				
☆2:1		1	Uniring				
☆2:2		1	O-Ring				
☆2:3		1	Seal-Rod				
☆2:4		1	O-Ring				
☆2:5		1	Ring-Backup				
☆3		1	Piston				
☆4		1	Rod				
☆5		1	Head				
☆6		1	Seal-Dust				
☆7		1	Collar-Internal				

PROTOTYPE

☆ Not serviced



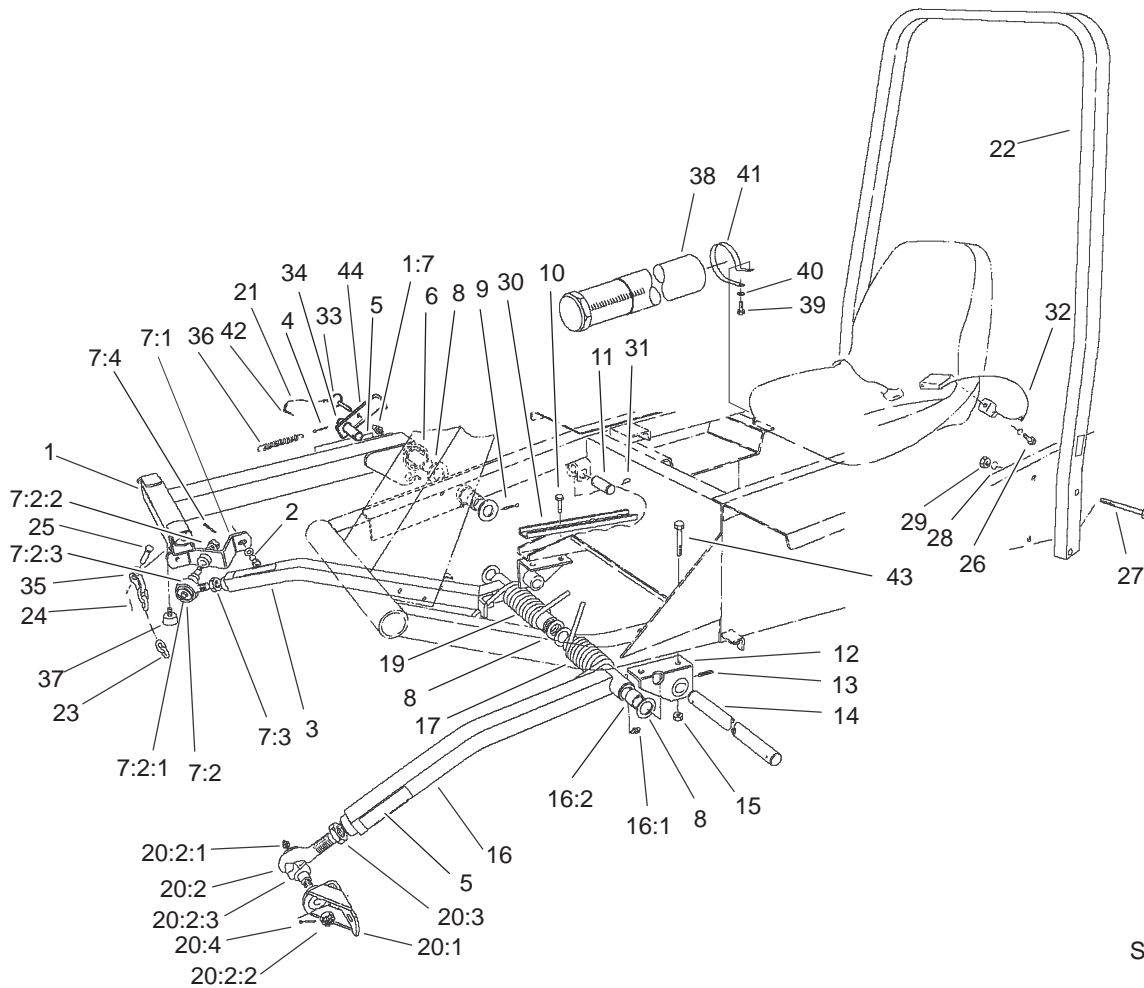
Sheet No.:15

Push Arm and ROPS Assembly

Ref. No.	Part No.	Qty.	Description
1	66-6370	1	Arm-Lift
1:7	302-5	1	Fitting-Grease
*1:8	3290-472	1	Insert-Threaded
2	3253-6	2	Washer-Lock
3	66-7150	1	Arm-Push, RH
*3:1	302-33	1	Fitting-Grease
*3:2	256-126	2	Bushing
4	3272-24	1	Pin-Cotter
5	93-6696	3	Decal-Spring, Loaded
6	46-8840-01	1	Spring-Arm, Lift
7	18-2869-01	1	RH Ball Joint ASM
7:1	21-3020-01	1	Mount-Balljoint, RH
7:2	86-8100-01	1	Joint-Ball
7:2:1	302-5	1	Fitting-Grease
7:2:2	32136-2	1	Nut-SHH
7:2:3	105-7835	1	Seal
7:3	21-3000	1	Nut-HJ, Push Arm
7:4	3272-11	1	Pin-Cotter
8	5-1754	6	Washer-Pulley, Countershaft
9	3272-33	1	Pin-Cotter
10	324-4	2	Screw-HH
11	3-7292	1	Pin
12	21-2860-01	2	Bracket-Arm, Push
13	32121-84	2	Pin-Coil
14	21-2990	1	Shaft-Pivot

Ref. No.	Part No.	Qty.	Description
15	32128-42	4	Nut-HF
16	21-2960	1	Arm-Push, LH
16:1	302-33	1	Fitting-Grease
16:2	256-126	2	Bushing
17	21-2900-01	1	Spring-LH
19	21-2890-01	1	Spring-RH
20	18-2879-01	1	LH Ball Joint ASM
20:1	21-3050-01	1	Mount-Ball Joint, LH
20:2	86-8100	1	Joint-Ball
20:2:1	302-5	1	Fitting-Grease
20:2:2	32136-2	1	Nut-SHH
20:2:3	105-7835	1	Seal
20:3	21-3000	1	Nut-HJ, Push Arm
20:4	3272-11	1	Pin-Cotter
21	28-8070	1	Lanyard
22	99-1299-03	1	Rops-2 Post (only on: 30631)
23	3-1365	3	Chain
24	3272-10	6	Pin-Cotter
25	283-10	6	Clevis
26	3212-4	2	Screw-HH (only on: 30631)
27	328-12	4	Screw-HH (only on: 30631)
28	3253-9	4	Washer-Lock/Sp (only on: 30631)

* Not illustrated

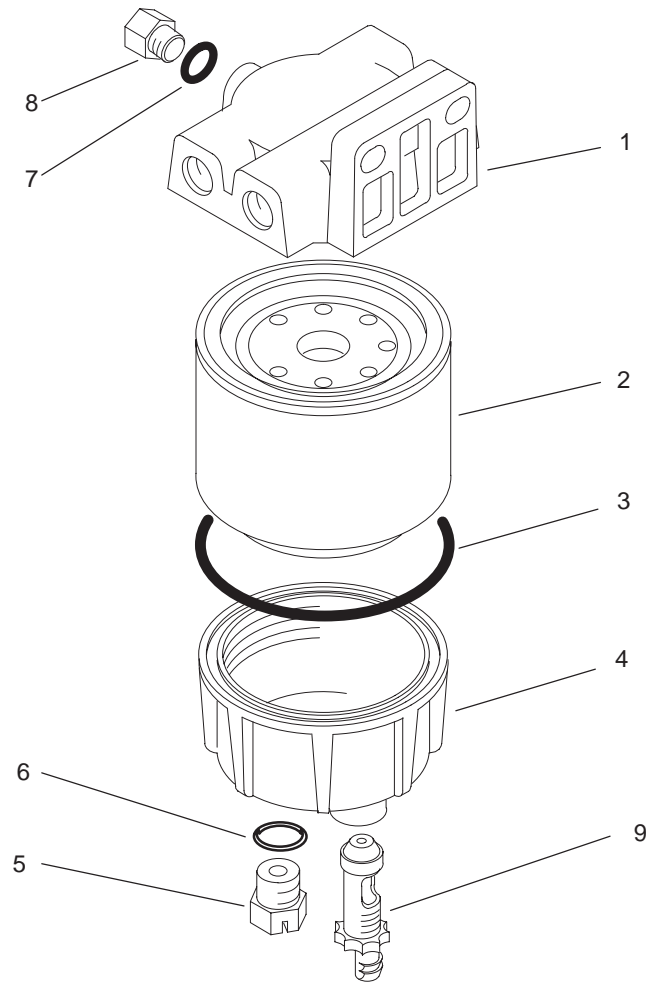


Sheet No.:15

Push Arm and ROPS Assembly (Continued)

Ref. No.	Part No.	Qty.	Description
29	3217-12	4	Nut-Hex (only on: 30631)
30	93-7040-01	1	Support
31	5-3126	3	Pin-Spring
32	72-9390	1	Belt-Seat (only on: 30631)
33	93-7644	1	Pin-Hitch, Cotterless
34	24-9510	1	Pin
35	5-2942	6	Shackle
36	21-1830	1	Spring-PTO, Tension
37	68-3270	1	Bumper-Rubber
38	74-0720	1	Tube-Manual
39	322-2	2	Screw-HH
40	3256-23	2	Washer-Flat
41	2412-133	2	R-Clamp
42	3272-7	1	Pin-Cotter
43	324-12	2	Screw-HH
44	93-7650-01	1	Lever-Locking

Ref. No.	Part No.	Qty.	Description
PROTOTYPE			



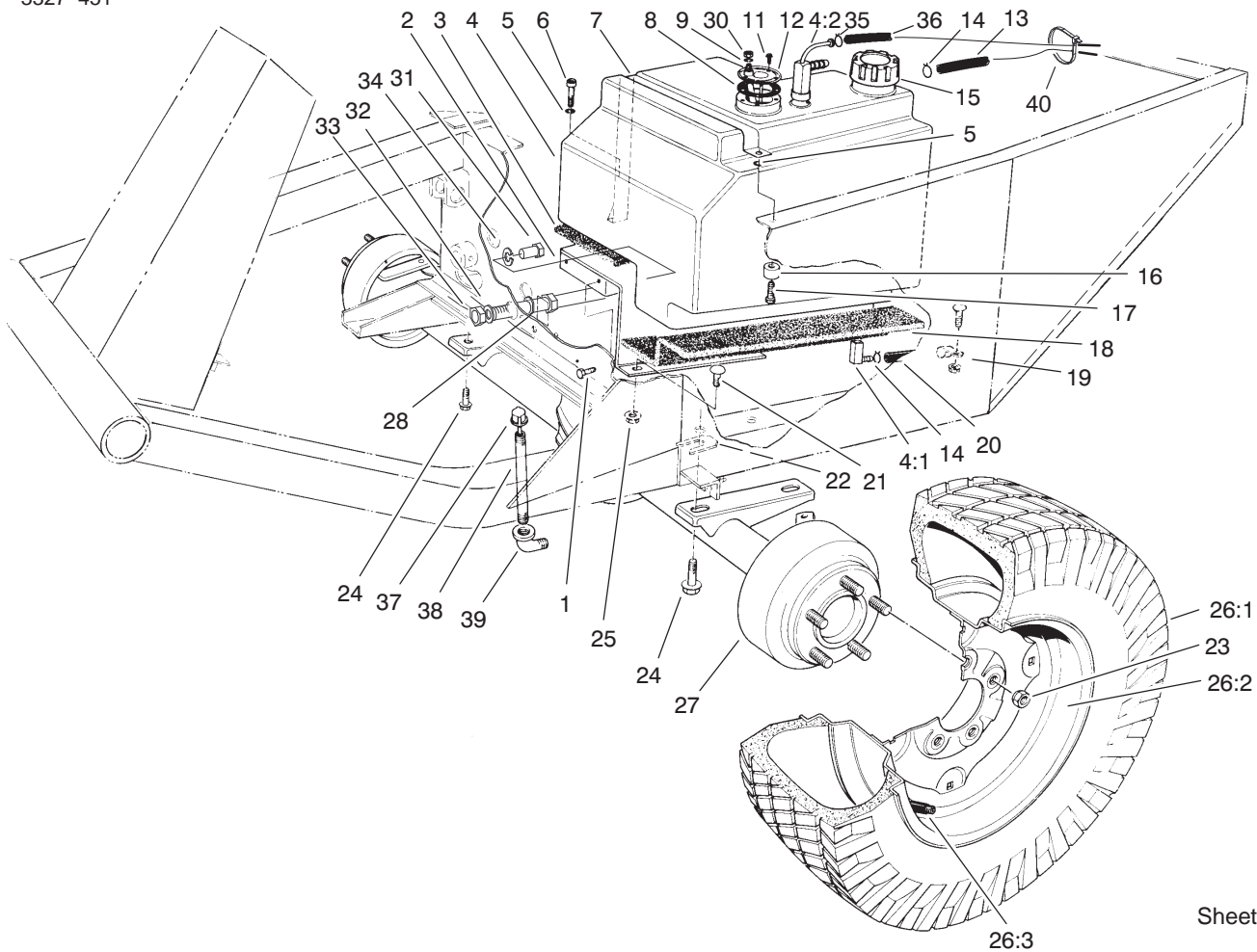
Sheet No.:B5
T-3330

Water and Fuel Filter No. 98-9305

Ref. No.	Part No.	Qty.	Description
1	98-9772	1	Head-Filter
2	98-9764	1	Element-On, Spin
3	98-9774	1	O-Ring-Base, Filter
4	98-9775	1	Base-Filter
5	98-9773	1	Plug-Base, Filter
6	237-42	1	O-Ring
7	237-78	1	O-Ring
8	98-9776	1	Plug-Filter, Head
9	98-9777	1	Drain Valve ASM

Ref. No.	Part No.	Qty.	Description

PROTOTYPE



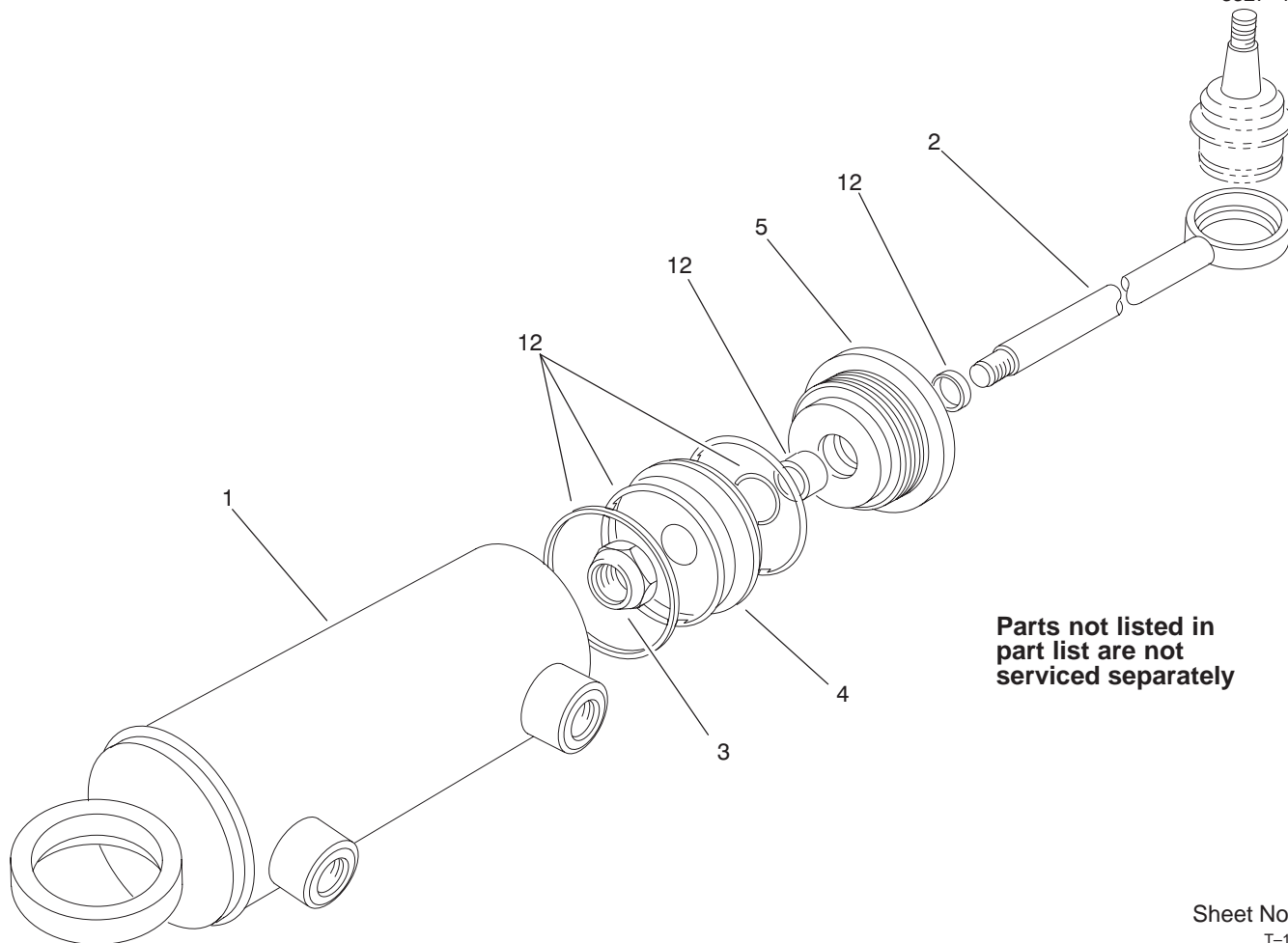
Sheet No.:17

Fuel Tank and Front Axle Assembly

Ref. No.	Part No.	Qty.	Description
1	3234-11	2	Screw-HHF
2	68-9760	1	Base-Tank, Fuel
3	21-3600	1	Foam-Support, Tank
4	43-4150	1	Fuel Tank ASM
4:1	43-4190	1	Fitting ASM
4:2	43-4160	1	Fitting-Return & Vent
5	3253-3	2	Washer-Lock
6	32104-96	1	Screw-HH
7	37-9550	1	Strap-Tank, Gas
8	62-7650	1	Gasket
9	3253-17	1	Washer-Lock/Sp
11	32144-53	5	Screw-SHWH
12	105-2563	1	Sender-Fuel
13	104-0076	1	Hose-Fuel
14	2412-6	2	Clamp-Hose
15	55-3572	1	Gas Cap ASM
16	22-7810	1	Spacer
17	321-6	1	Screw-HH
18	21-3610	1	Foam-Support, Tank
19	2412-4	1	Clamp
20	27-5360	1	Line-Fuel
21	3230-2	3	Screw-CARR
22	42-6080	1	Shim-Axle
23	23-7270	10	Nut-Wheel
24	32144-67	4	Screw
25	32128-20	2	Nut-HF

Ref. No.	Part No.	Qty.	Description
☆26		2	Tire ASM
26:1	95-3348	1	Tire
26:2	217-117	1	Wheel ASM
26:3	232-27	1	Stem-Valve
27	86-9600-03	1	Axle ASM (only on: 30630)
27	86-9630-03	1	Axle ASM (only on: 30631)
28	24-9830-01	1	Support-Axle
30	3219-14	1	Nut-Hex
31	323-6	1	Screw-HH
32	3256-6	2	Washer-Flat
33	3217-9	2	Nut-HH
34	3253-21	1	Washer-Lock
35	2412-79	2	Clamp-Hose
36	43-4230	1	Hose-Return
37	23-5180	1	Dipstick-Axle
38	289-37	1	Nipple-Pipe
39	2811-9	1	Fitting-Street Elbow
40	3290-379	1	Tie-Cable

☆ Not serviced

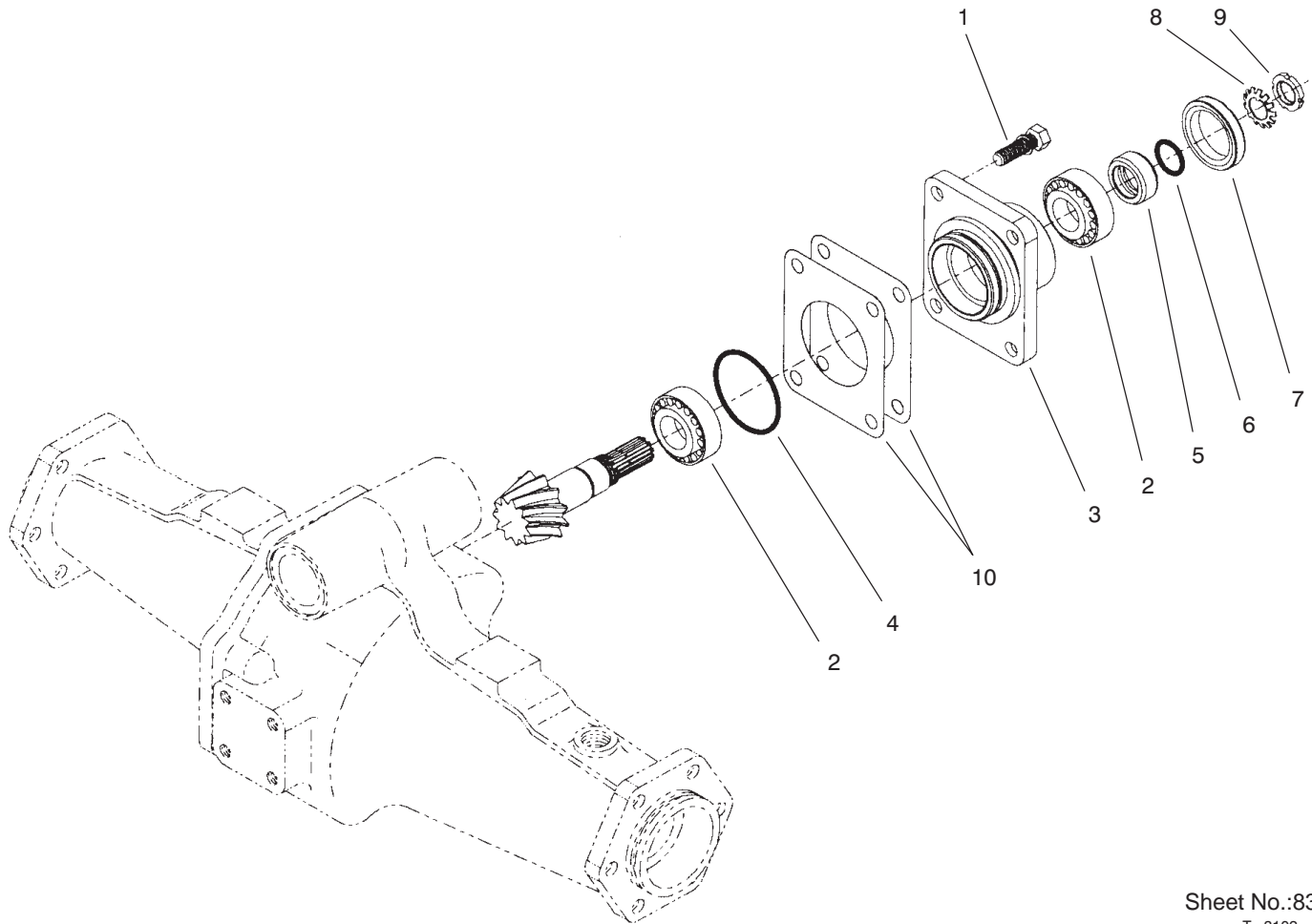


Sheet No.:B6
T-1761

Hydraulic Cylinder Assembly No. 92-7828 (only on: 30630)

Ref. No.	Part No.	Qty.	Description	Ref. No.	Part No.	Qty.	Description
☆1		1	Tube ASM				
☆2		1	Piston Rod ASM				
3	66-1930	1	Locknut				
4	66-1940	1	Piston				
5	92-6588	1	Gland				
12	92-6593	1	Kit-Packing, 4wd				
PROTOTYPE							

☆ Not serviced



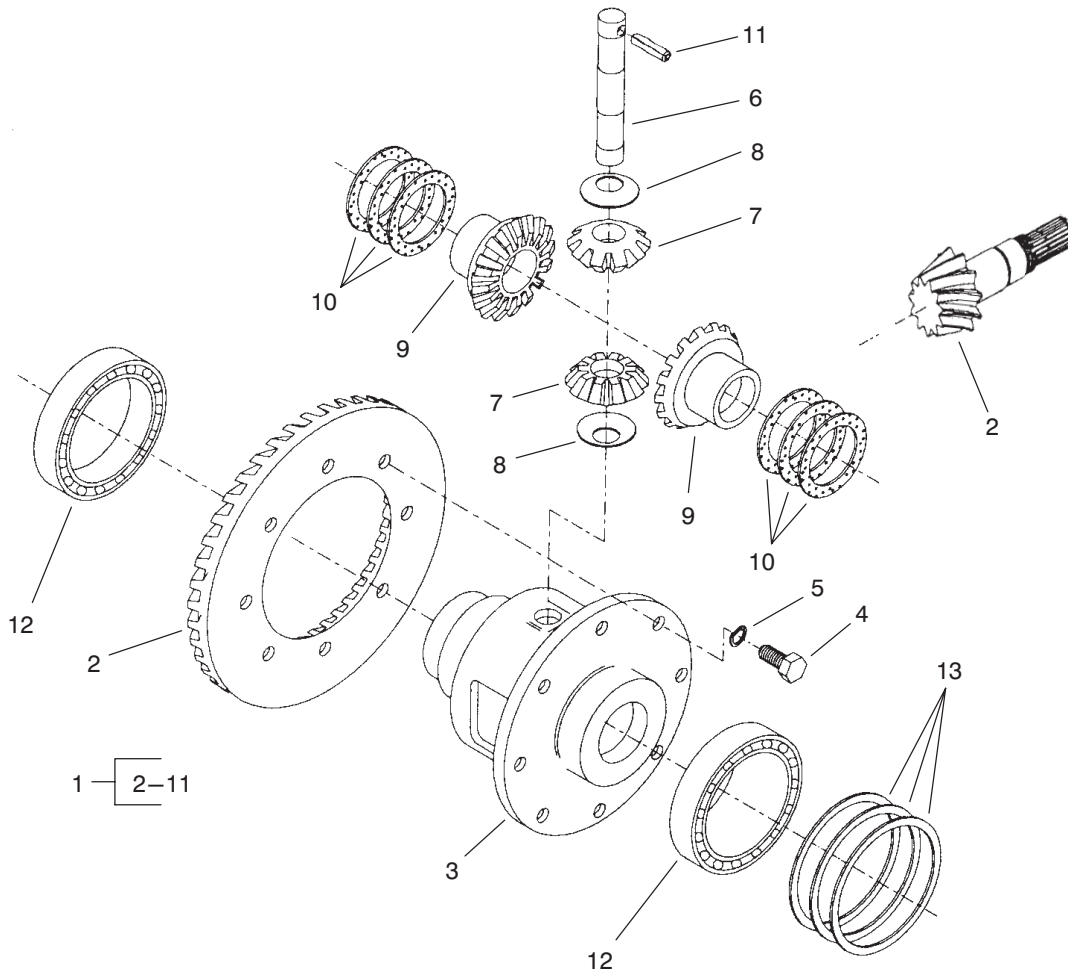
Sheet No.:83
T-3102

4 Wheel Drive Rear Axle Assembly No. 95-7501 Bevel Pinion Shaft Assembly (only on: 30631)

Ref. No.	Part No.	Qty.	Description
1	99-7575	4	Bolt
2	99-7570	2	Bearing-Taper Roller
3	95-7535	1	Case-Bearing
4	99-7571	1	O-Ring
5	99-7572	1	Collar-Oil Seal
6	99-7573	1	O-Ring
7	99-7574	1	Seal-Oil
8	99-7559	1	Washer-Lock
9	99-7560	1	Nut-Lock
10	99-7550	2	Shim 0.1
*10	99-7551	2	Shim 0.2

Ref. No.	Part No.	Qty.	Description

* Not illustrated

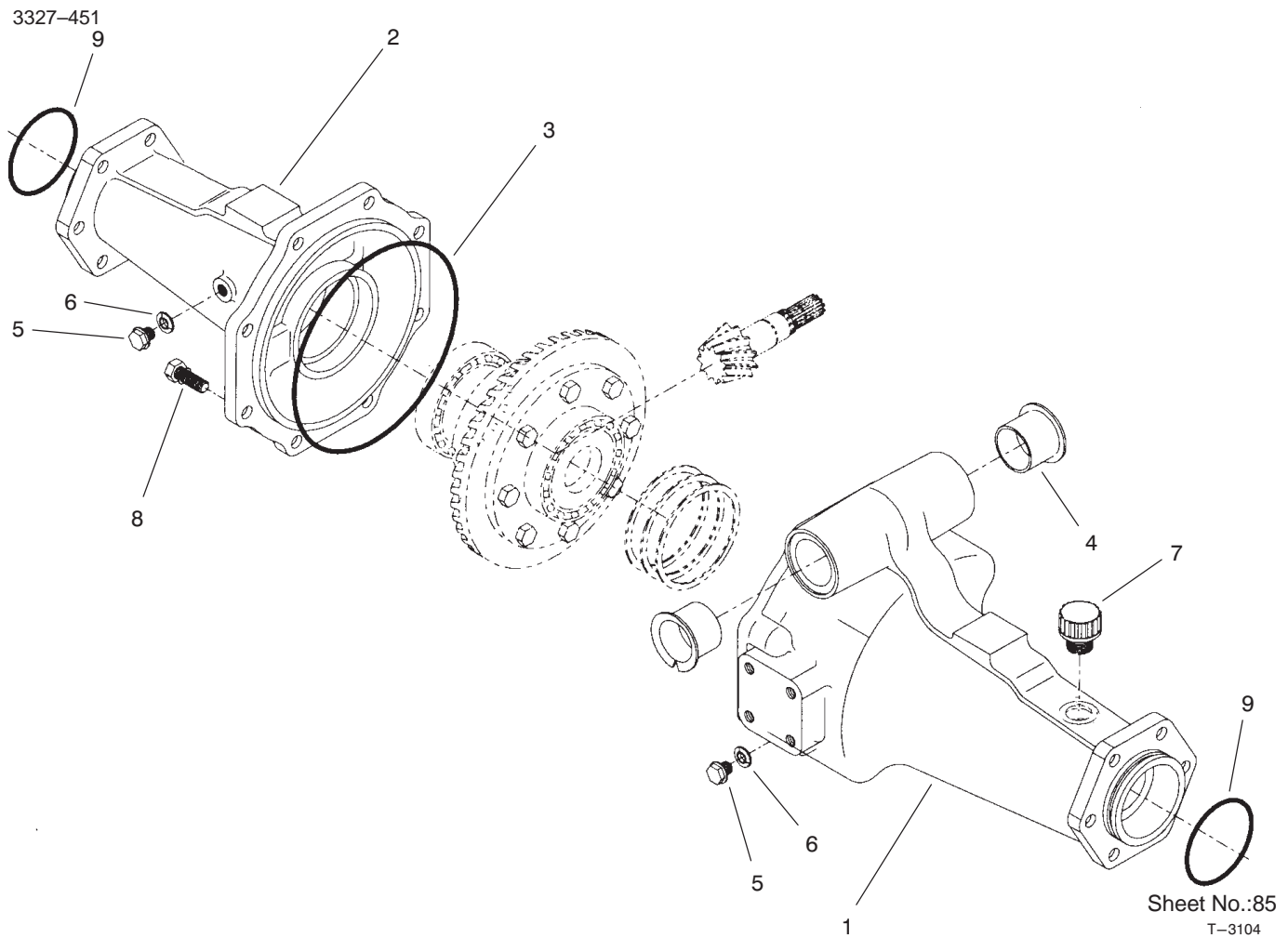


Sheet No.:84
T-3103

4 Wheel Drive Rear Axle Assembly No. 95-7501 (Continued) Differential Assembly (only on: 30631)

Ref. No.	Part No.	Qty.	Description	Ref. No.	Part No.	Qty.	Description
1	95-7503	1	Differential ASM				
2	100-2555	1	Ring And Pinion Matched Set				
3	95-7502	1	Case-Differential				
4	99-7576	8	Bolt				
5	99-7577	8	Washer-Spring				
6	99-7578	1	Shaft-Differential				
7	99-7579	2	Pinion-Differential				
8	99-7580	2	Washer-Differential				
9	99-7581	2	Gear-Differential				
10	99-7582	2	Washer-Differential				
*10	99-7583	2	Washer-Differential				
*10	99-7584	2	Washer-Differential				
11	99-7588	1	Pin-Spring				
12	99-7562	2	Bearing-Ball				
13	99-7585	2	Shim 0.1				
*13	99-7586	2	Shim 0.2				
*13	99-7587	2	Shim 0.4				

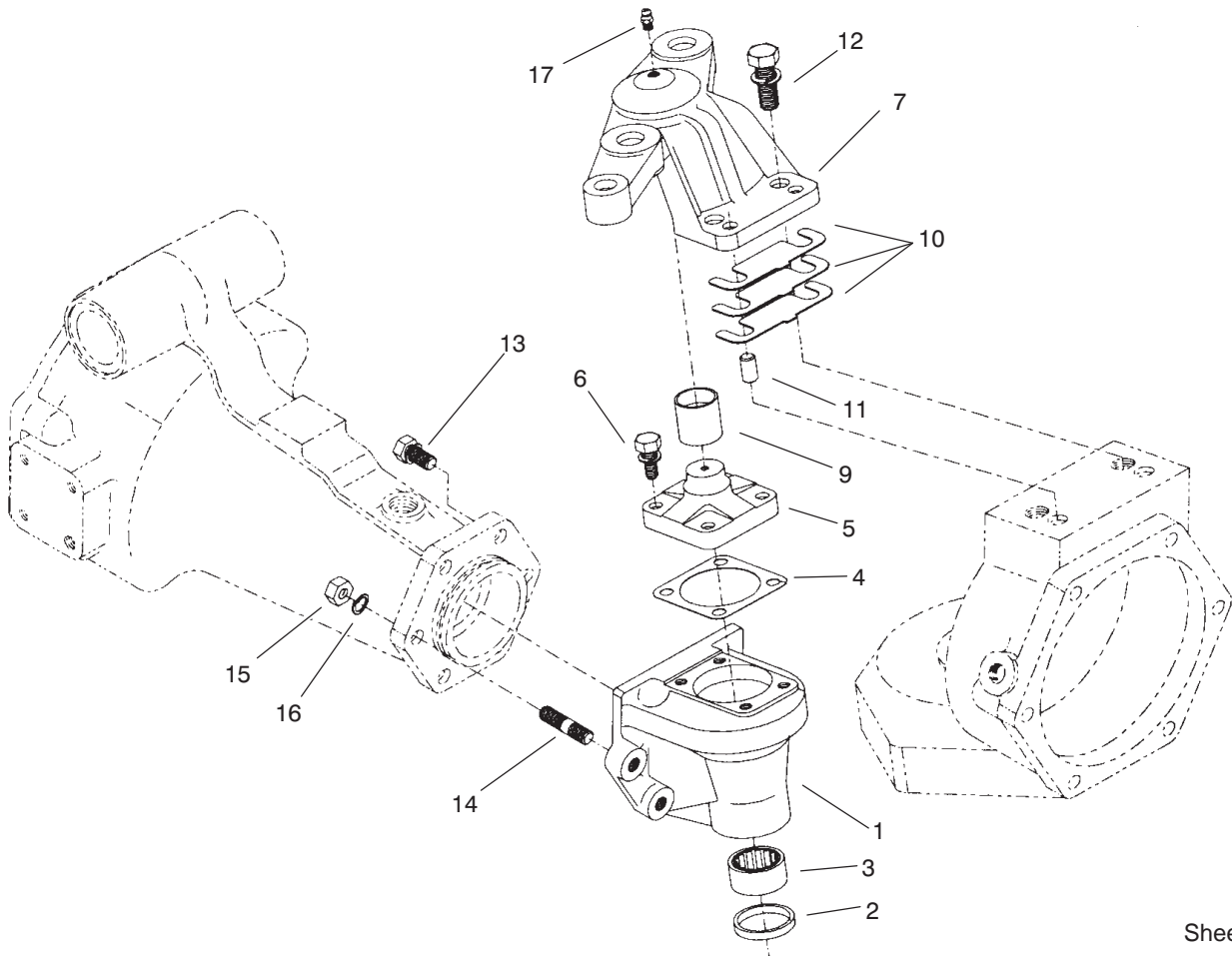
* Not illustrated



**4 Wheel Drive Rear Axle Assembly No. 95-7501
(Continued)
Axle Support Assembly (only on: 30631)**

Ref. No.	Part No.	Qty.	Description
1	95-7508	1	Support-Axle
2	95-7506	1	Support-Axle
3	95-7507	1	O-Ring
4	95-7537	2	Bushing-Flanged
5	99-7589	2	Plug
6	99-7590	2	Washer-Seal
7	99-7591	1	Oil Plug ASM
8	99-7592	8	Bolt
9	99-7593	2	O-Ring

Ref. No.	Part No.	Qty.	Description

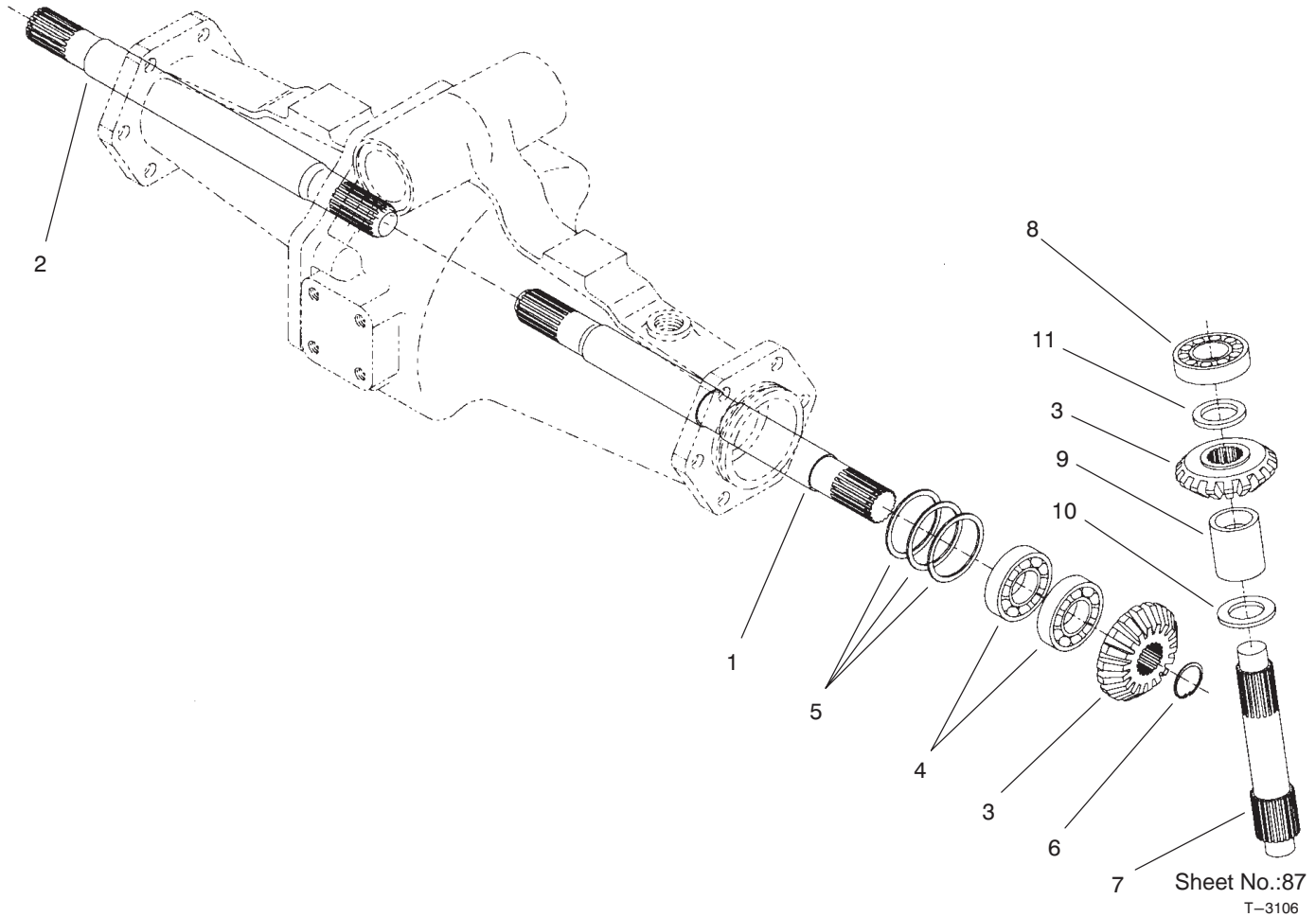


Sheet No.:86
T-3105

4 Wheel Drive Rear Axle Assembly No. 95-7501 (Continued) Bevel Gear Case Assembly (only on: 30631)

Ref. No.	Part No.	Qty.	Description	Ref. No.	Part No.	Qty.	Description
1	95-7539	2	Case-Bevel Gear				
2	99-7594	2	Seal-Oil				
3	99-7595	2	Bearing-Needle				
4	95-7511	2	Gasket				
5	95-7510	2	Pin-Knuckle				
6	99-7596	8	Bolt				
7	95-7514	1	Support-Axle Case, RH				
*8	95-7516	1	Support-Axle Case, LH				
9	99-7529	2	Bushing				
10	95-7547	2	Shim 0.1				
*10	95-7548	2	Shim 0.2				
*10	95-7549	2	Shim 0.4				
11	99-7597	4	Pin-Dowel				
12	99-7598	4	Bolt				
13	99-7599	8	Bolt				
14	99-7525	4	Stud				
15	99-7526	4	Nut				
16	99-7527	4	Washer-Spring				
17	99-7528	2	Nipple-Grease				

* Not illustrated

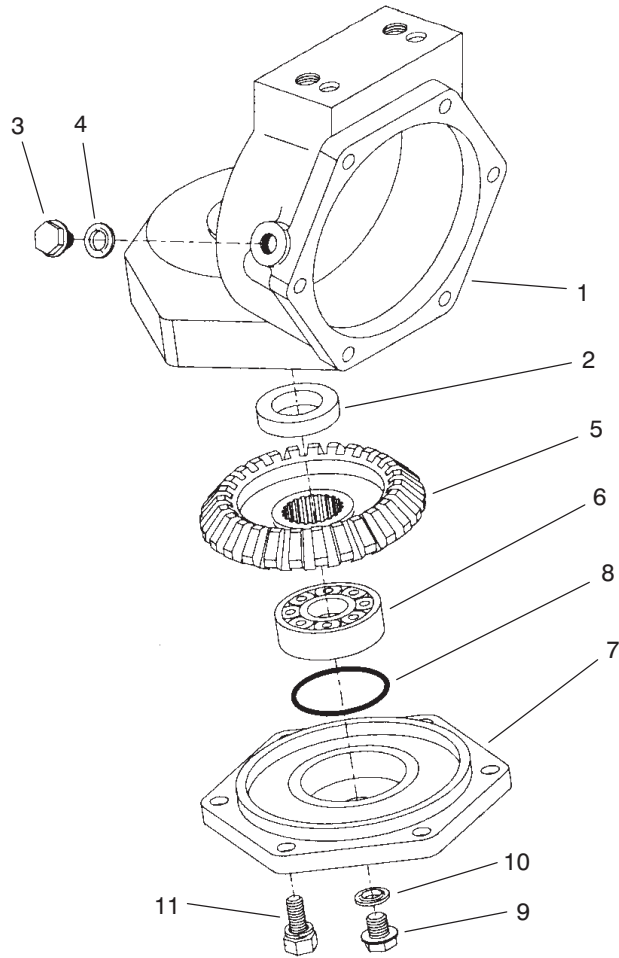


4 Wheel Drive Rear Axle Assembly No. 95-7501 (Continued) Bevel Gear Shaft Assembly (only on: 30631)

Ref. No.	Part No.	Qty.	Description
1	95-7509	1	Shaft-Gear, Differential
2	95-7512	1	Shaft-Gear, Differential
3	95-7518	4	Gear-18 Bevel
4	99-7530	4	Bearing-Ball
5	99-7552	2	Shim 0.1
*5	99-7553	2	Shim 0.2
*5	99-7554	2	Shim 0.5
6	99-7531	2	Clip
7	95-7530	2	Shaft-Bevel Gear
8	99-7532	2	Bearing-Taper Roller
9	95-7543	2	Spacer
10	99-7533	2	Collar-Thrust
11	99-7558	2	Collar

Ref. No.	Part No.	Qty.	Description

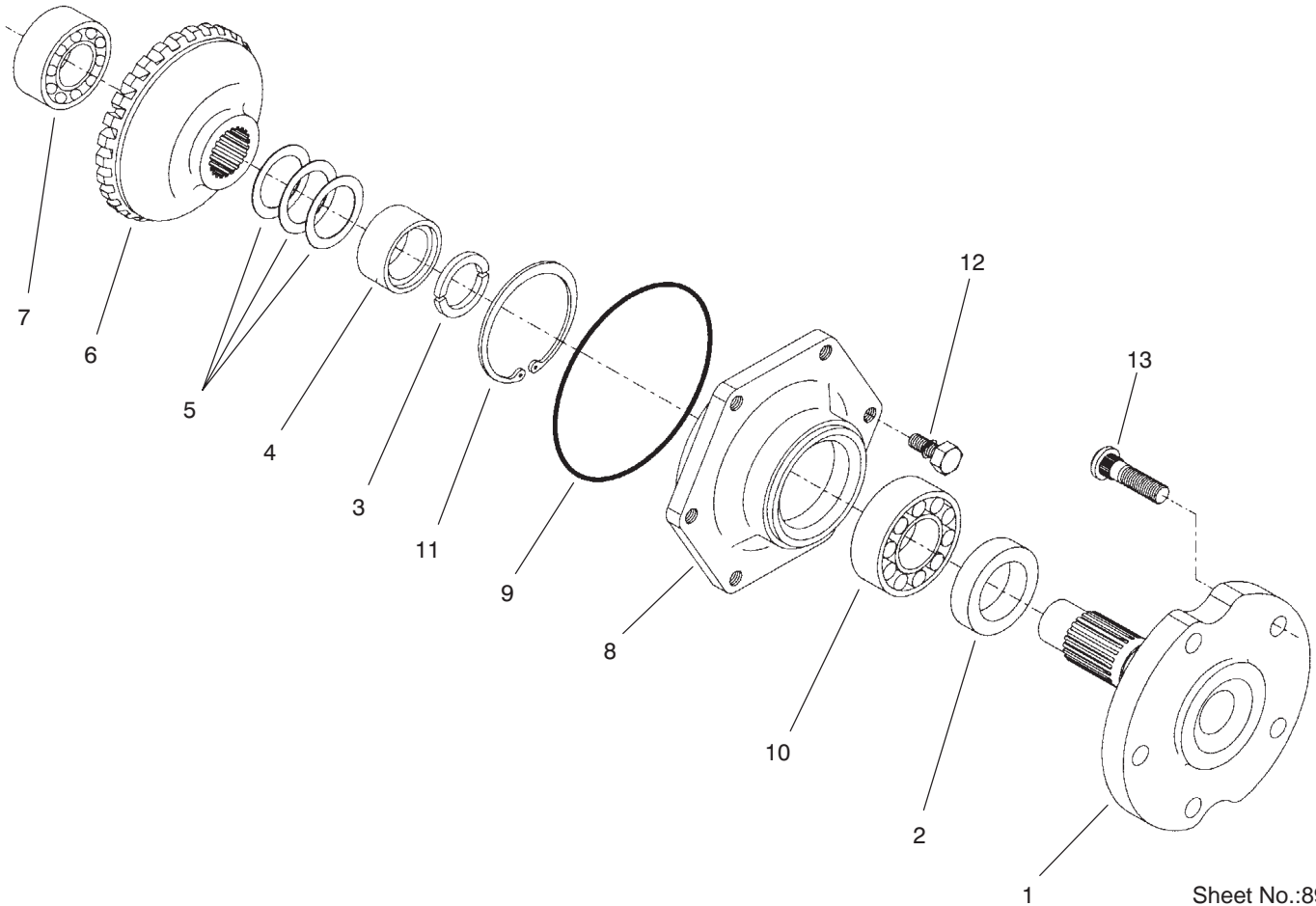
* Not illustrated



Sheet No.:88
T-3107

**4 Wheel Drive Rear Axle Assembly No. 95-7501
(Continued)
Axle Case Assembly (only on: 30631)**

Ref. No.	Part No.	Qty.	Description	Ref. No.	Part No.	Qty.	Description
1	95-7532	2	Case-Axle				
2	99-7594	2	Seal-Oil				
3	99-7535	2	Plug				
4	99-7536	2	Washer-Seal				
5	95-7528	2	Gear-27 Bevel				
6	99-7532	2	Bearing-Taper Roller				
7	95-7526	2	Cover-Axle				
8	99-7537	2	O-Ring				
9	99-7589	2	Plug				
10	99-7590	2	Washer-Seal				
11	99-7596	12	Bolt				



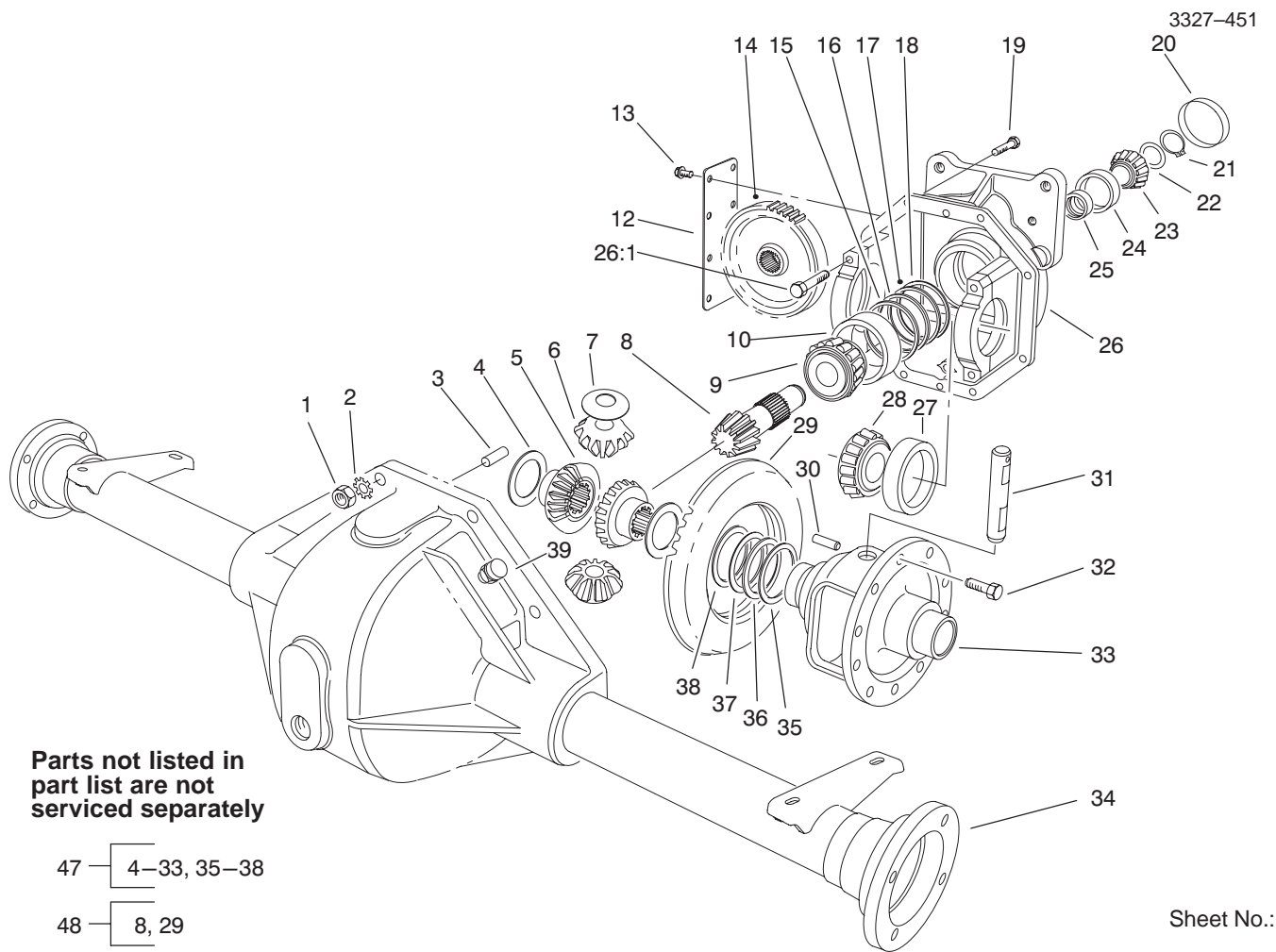
Sheet No.:89
T-3108

4 Wheel Drive Rear Axle Assembly No. 95-7501 (Continued) Axle Assembly (only on: 30631)

Ref. No.	Part No.	Qty.	Description	Ref. No.	Part No.	Qty.	Description
1	95-7522	2	Axle				
2	99-7564	2	Seal-Oil				
3	95-7544	4	Clip				
4	95-7523	2	Spacer				
5	99-7555	2	Shim 0.3				
*5	99-7556	2	Shim 0.2				
*5	99-7557	2	Shim 0.5				
6	95-7525	2	Gear-27 Bevel				
7	99-7534	2	Bearing-Ball				
8	95-7521	2	Cover-Axle				
9	99-7538	2	O-Ring				
10	99-7561	2	Bearing-Ball				
11	99-7539	2	Clip				
12	99-7596	12	Bolt				
13	99-7563	10	Stud				

PROTOTYPE

* Not illustrated

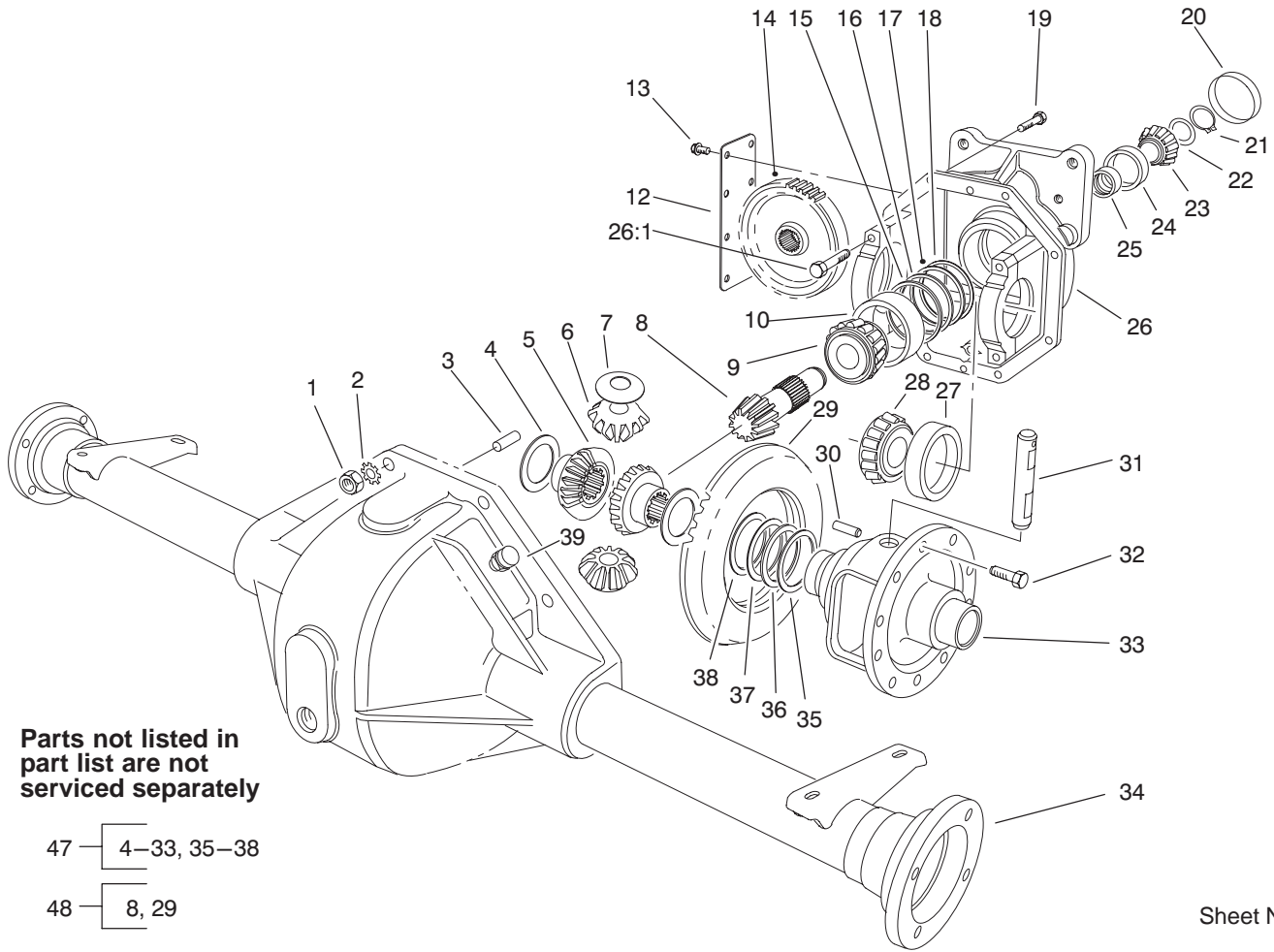


Front Axle Assembly No. 86-9600-03 (Only on: 30630)

Ref. No.	Part No.	Qty.	Description
1	3219-2	8	Nut
2	3255-8	8	Washer-Lock
3	21-8270	2	Dowel Pin
4	21-7720	2	Thrust Washer
5	24-8790	2	Differential Bevel Gear Side
6	21-7690	2	Pinion Gear
7	21-7730	2	Thrust Washer
8		1	Drive Pinion
9	43-6760	1	Roller Bearing Cone
10	43-6750	1	Roller Bearing Cup
12	21-7830	1	Gear Cover
13	12-5450	8	Screw-TAP
14	86-7230	1	Spur-Gear
15	43-6710	AR	Adjustment Shim .003
16	43-6711	AR	Adjustment Shim .005
17	43-6712	AR	Adjustment Shim .010
18	43-6713	AR	Adjustment Shim .030
19	3210-7	8	Screw-HH
20	21-7850	1	Cup-Plug
21	43-6550	1	Snap Ring
22	46-2210	AR	Shim-Front Pinion Bearing (.031)
*	46-2211	AR	Shim-Front Pinion Bearing (.033)
*22	46-2212	AR	Shim-Front Pinion

Ref. No.	Part No.	Qty.	Description
*	46-2213	AR	Bearing (.035) Shim-Front Pinion
*	46-2214	AR	Bearing (.037) Shim-Front Pinion
*	46-2215	AR	Bearing (.039) Shim-Front Pinion
*	46-2216	AR	Bearing (.041) Shim-Front Pinion
*	46-2220	AR	Bearing (.043) Shim-Front Pinion
*	46-2221	AR	Bearing (.045) Shim-Front Pinion
*	46-2222	AR	Bearing (.047) Shim-Front Pinion
*	46-2223	AR	Bearing (.049) Shim-Front Pinion
*	46-2224	AR	Bearing (.051) Shim-Front Pinion
*	46-2225	AR	Bearing (.053) Shim-Front Pinion
*	46-2226	AR	Bearing (.055) Shim-Front Pinion
*	46-2410	AR	Bearing (.057) Shim-Front Pinion
			Bearing (.062)

*Not Illustrated



Parts not listed in part list are not serviced separately

47 — 4-33, 35-38

48 — 8, 29

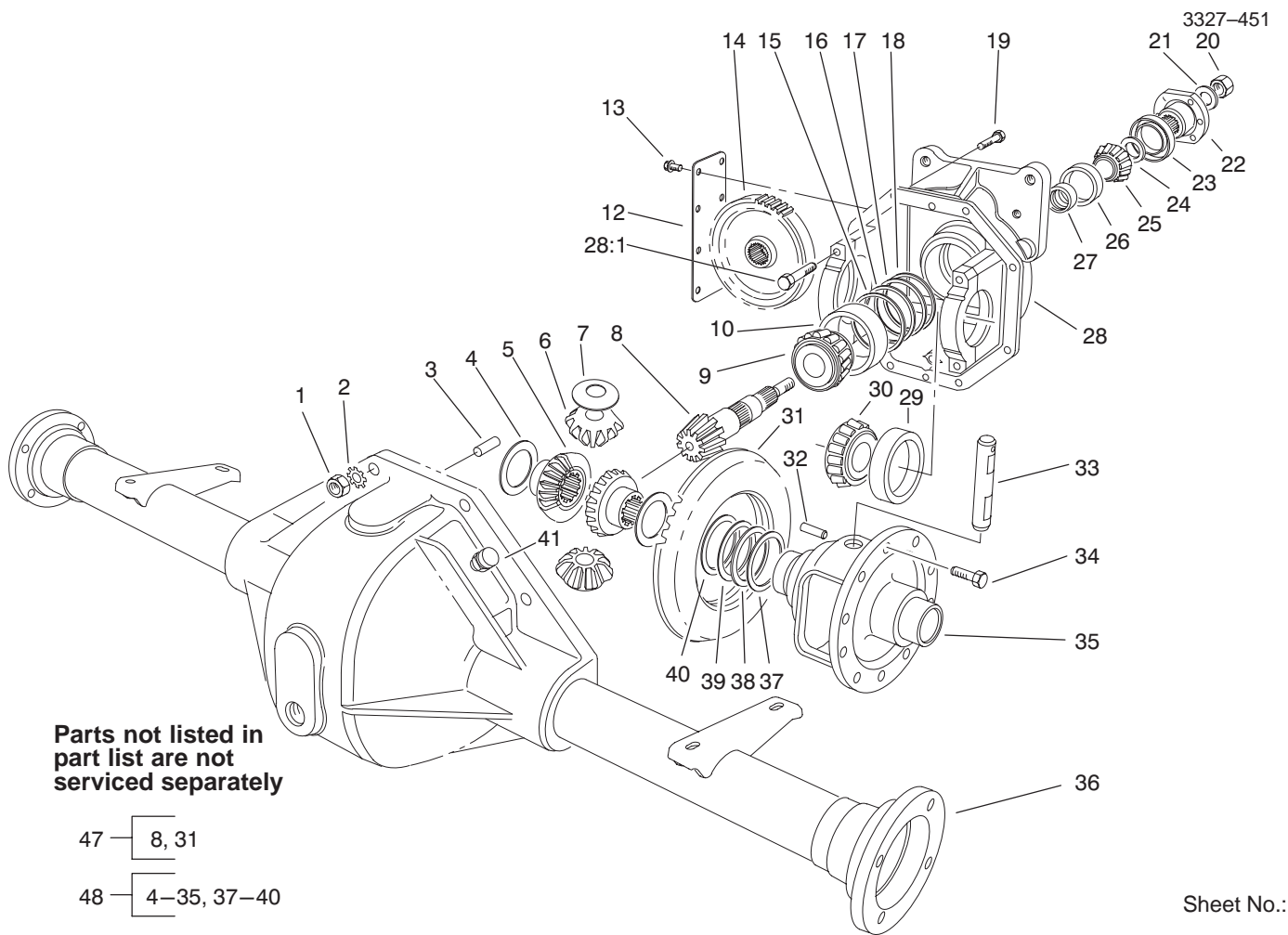
Sheet No.:

Front Axle Assembly No. 86-9600-03 (Continued) (Only on: 30630)

Ref. No.	Part No.	Qty.	Description
*22	46-2411	AR	Shim-Front Pinion Bearing (.064)
*	46-2412	AR	Shim-Front Pinion Bearing (.066)
*	46-2413	AR	Shim-Front Pinion Bearing (.068)
*	46-2414	AR	Shim-Front Pinion Bearing (.070)
*	46-2415	AR	Shim-Front Pinion Bearing (.072)
*	46-2416	AR	Shim-Front Pinion Bearing (.074)
*	46-2420	AR	Shim-Front Pinion Bearing (.076)
*	46-2421	AR	Shim-Front Pinion Bearing (.078)
*	46-2422	AR	Shim-Front Pinion Bearing (.080)
*	46-2423	AR	Shim-Front Pinion Bearing (.082)
*	46-2424	AR	Shim-Front Pinion Bearing (.084)
*22	46-2425	AR	Shim-Front Pinion Bearing (.086)

Ref. No.	Part No.	Qty.	Description
*	46-2426	AR	Shim-Front Pinion Bearing (.088)
23	254-91	1	Bearing Cone
24	254-90	1	Bearing Cup
25	21-8020	1	Spacer-Pinion Bearing
26	86-9580	1	Upper Housing
26:1	92-1773	4	Screw-HH
27	254-66	2	Cup-Tapered Bearing
28	254-65	2	Cone-Tapered Bearing
29		1	Ring Gear
30	32121-15	1	Roll Pin
31	21-7700	1	Pinion Mate Shaft
32	21-7770	5	Drive Gear Screw
33	21-7670	1	Differential Case
34	43-6840	1	Lower Housing
35	21-8120	AR	Adjustment Shim .030
36	21-8110	AR	Adjustment Shim .010
37	21-8100	AR	Adjustment Shim .005
38	21-8090	AR	Adjustment Shim .003
39	72-9420	1	Asm-Vent Tube
47	92-4903	1	Housing ASM-Upper
48	92-4848	1	Asm-Gear & Pinion

*Not Illustrated

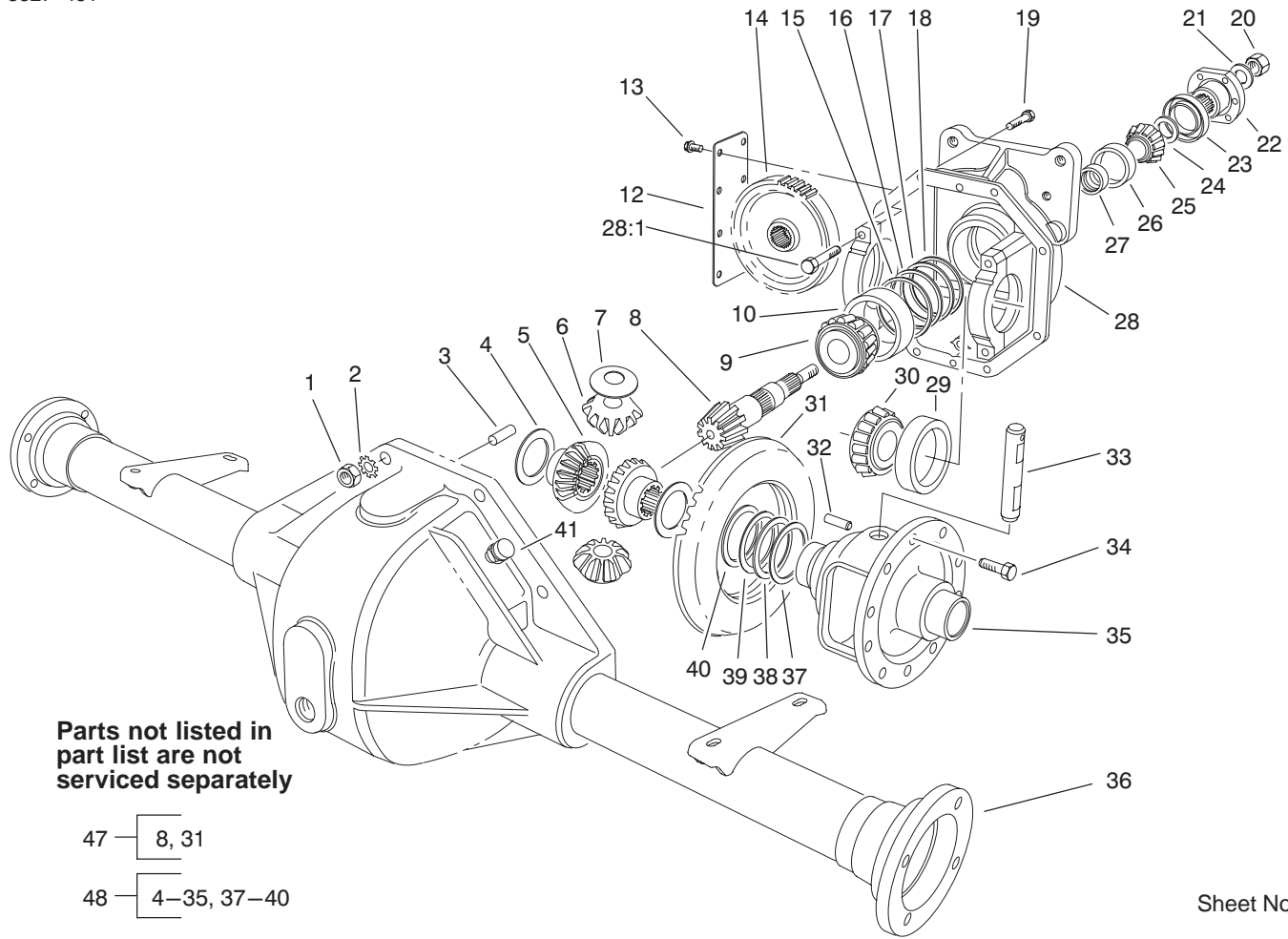


Front Axle Assembly No. 86-9630-03 (Only on: 30631)

Ref. No.	Part No.	Qty.	Description
1	3219-2	8	Nut
2	3255-8	8	Washer-Lock
3	21-8270	2	Pin-Dowel
4	21-7720	2	Washer-Thrust
5	24-8790	2	Gear-Bevel, Diff. Side
6	21-7690	2	Gear-Pinion
7	21-7730	2	Washer-Thrust
8		1	Pinion-Drive
9	43-6760	1	Cone-Bearing, Tapered
10	43-6750	1	Cup-Bearing, Tapered
12	21-7830	1	Cover-Gear
13	12-5450	8	Screw-TAP
14	86-7230	1	Gear-Spur
15	43-6710	A/R	Shim .003-Diff. Adjust.
16	43-6711	A/R	Shim .005-Diff. Adjust.
17	43-6712	A/R	Shim .010-Diff. Adjust.
18	43-6713	A/R	Shim .030-Diff. Adjust.
19	3210-7	8	Screw-HH
20	71-4350	1	Nut
21	71-4340	1	Washer
22	68-7010	1	Flange
23	71-4330	1	Seal
24	72-3570	A/R	Shim .094-Diff. Adjust.
*	72-3571	A/R	Shim .096-Diff. Adjust.
*	72-3572	A/R	Shim .098-Diff. Adjust.

Ref. No.	Part No.	Qty.	Description
24	72-3573	A/R	Shim .100-Diff. Adjust.
*	72-3574	A/R	Shim .102-Diff. Adjust.
*	72-3575	A/R	Shim .104-Diff. Adjust.
*	72-3576	A/R	Shim .106-Diff. Adjust.
*	72-3577	A/R	Shim .108-Diff. Adjust.
*	72-3578	A/R	Shim .110-Diff. Adjust.
*	72-3580	A/R	Shim .112-Diff. Adjust.
*	72-3581	A/R	Shim .114-Diff. Adjust.
*	72-3582	A/R	Shim .116-Diff. Adjust.
*	72-3583	A/R	Shim .118-Diff. Adjust.
*	72-3584	A/R	Shim .120-Diff. Adjust.
*	72-3585	A/R	Shim .125-Diff. Adjust.
*	72-3586	A/R	Shim .127-Diff. Adjust.
*	72-3587	A/R	Shim .129-Diff. Adjust.
*	72-3588	A/R	Shim .131-Diff. Adjust.
*	72-3590	A/R	Shim .133-Diff. Adjust.
*	72-3591	A/R	Shim .135-Diff. Adjust.
*	72-3592	A/R	Shim .137-Diff. Adjust.
*	72-3593	A/R	Shim .139-Diff. Adjust.
*	72-3594	A/R	Shim .141-Diff. Adjust.
*	72-3595	A/R	Shim .143-Diff. Adjust.
*	72-3596	A/R	Shim .145-Diff. Adjust.
*	72-3597	A/R	Shim .147-Diff. Adjust.
*	72-3598	A/R	Shim .149-Diff. Adjust.

*Not Illustrated



Sheet No.:

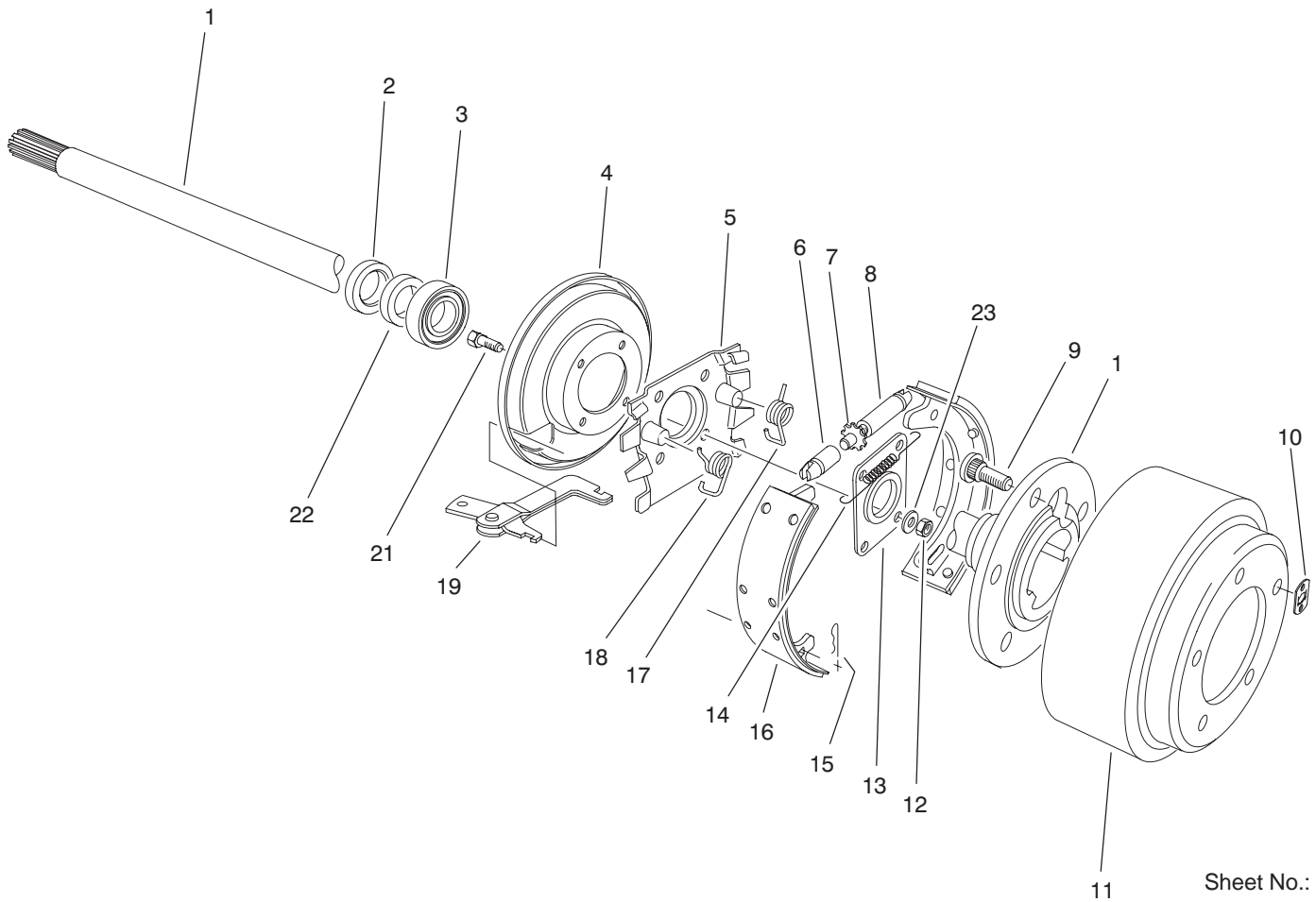
Front Axle Assembly No. 86-9630-03 (Continued) (Only on: 30631)

Ref. No.	Part No.	Qty.	Description
*	72-3600	A/R	Shim .151-Diff. Adjust.
25	254-91	1	Cone-Bearing
26	254-90	1	Cup-Bearing
27	21-8020	1	Spacer-Bearing, Pinion
28	86-9610	1	Asm-Carrier
28:1	92-1773	4	Screw-HH
29	254-66	2	Cup-Bearing, Tapered
30	254-65	2	Cone-Bearing, Tapered
31		1	Gear-Ring
32	32121-15	1	Pin-Roll
33	21-7700	1	Shaft-Pinion, Mate
34	21-7770	5	Screw-Gear, Drive
35	21-7670	1	Case-Differential
36	43-6840	1	Housing-Lower
37	21-8120	A/R	Shim .030-Diff. Adjust.
38	21-8110	A/R	Shim .010-Diff. Adjust.
39	21-8100	A/R	Shim .005-Diff. Adjust.
40	21-8090	A/R	Shim .003-Diff. Adjust.
41	72-9420	1	Asm-Vent
*	92-1676	1	Asm-Gear & Pinion
*	92-4902	1	Housing ASM-Upper

Ref. No.	Part No.	Qty.	Description

PROTOTYPE

*Not Illustrated



Sheet No.:
T-2664

Brake Assembly

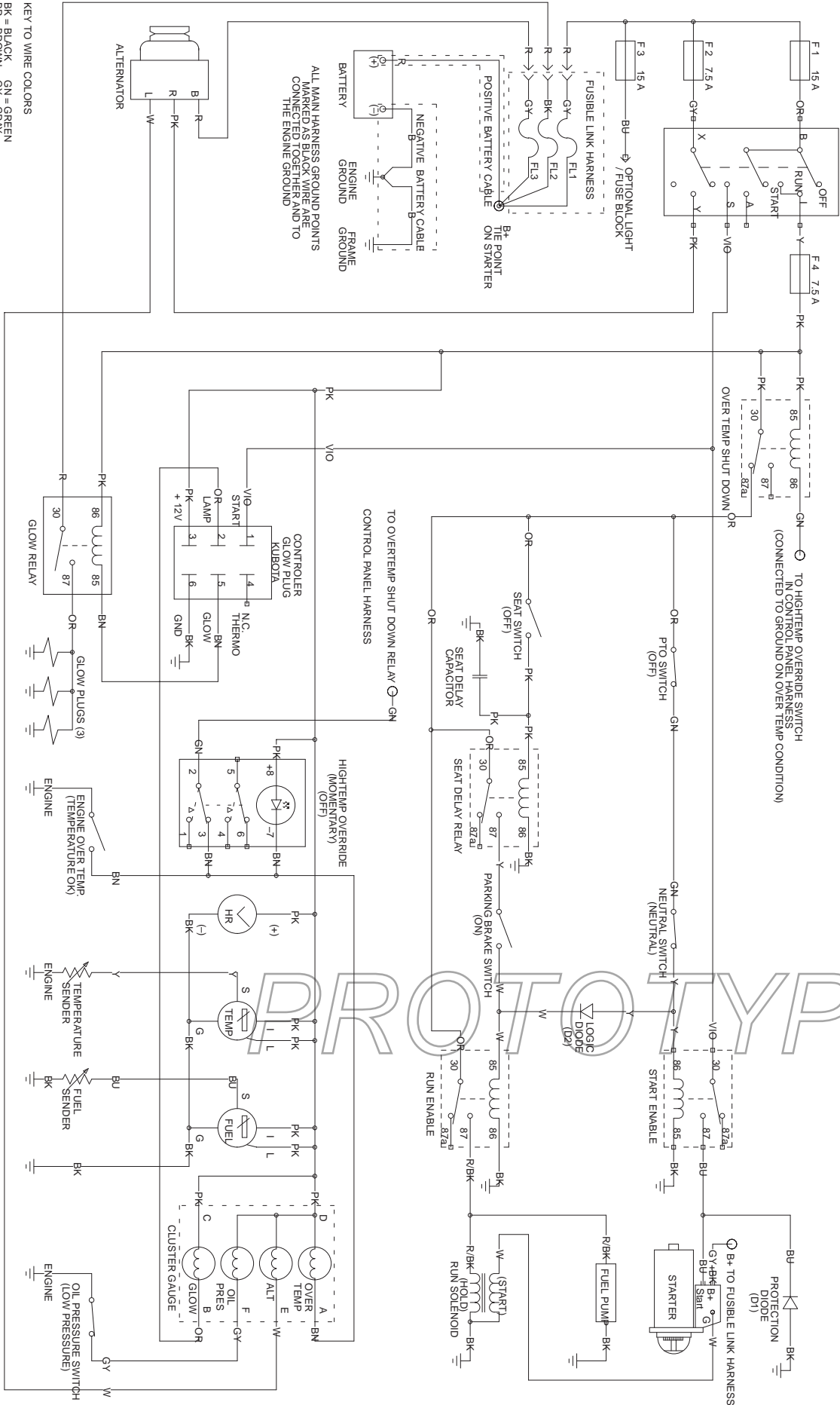
Ref. No.	Part No.	Qty.	Description
1	28-0650	2	Shaft-Flanged, Axle
2	92-1774	2	Seal-Oil
3	21-8180	2	Bearing
4	21-9450	2	Dust Shield
5	43-6810	2	Torque-Spider
6	21-9390	2	Socket-Adjusting Screw
7	21-9370	2	Screw-Adjusting
8	21-9380	2	Nut-Pivot
9	242-34	10	Stud-Flanged, Axle
10	21-8360	2	Clip-Retaining
11	28-0680	2	Brake Drum
12	94-6935	8	Nut-Lock
13	28-0670	2	Seal-Oil
14	21-9440	2	Spring-Adjusting Screw
15	21-9460	4	Retainer-Brake Lever
16	84-8600	1	Asm-Shoe & Lining (Set of 4)
17	21-9420	2	Spring-Shoe Return LH
18	21-9430	2	Spring-Shoe Return RH
19	24-9180	2	Strut & Lever Parking Brake
21	94-6934	8	Screw-HH

Ref. No.	Part No.	Qty.	Description
22	24-8840	2	Ring-Wheel Bearing
23	94-6936	8	Washer
*	92-8775	1	Kit-Gasket, Liquid

*Not Illustrated

Electrical Schematic

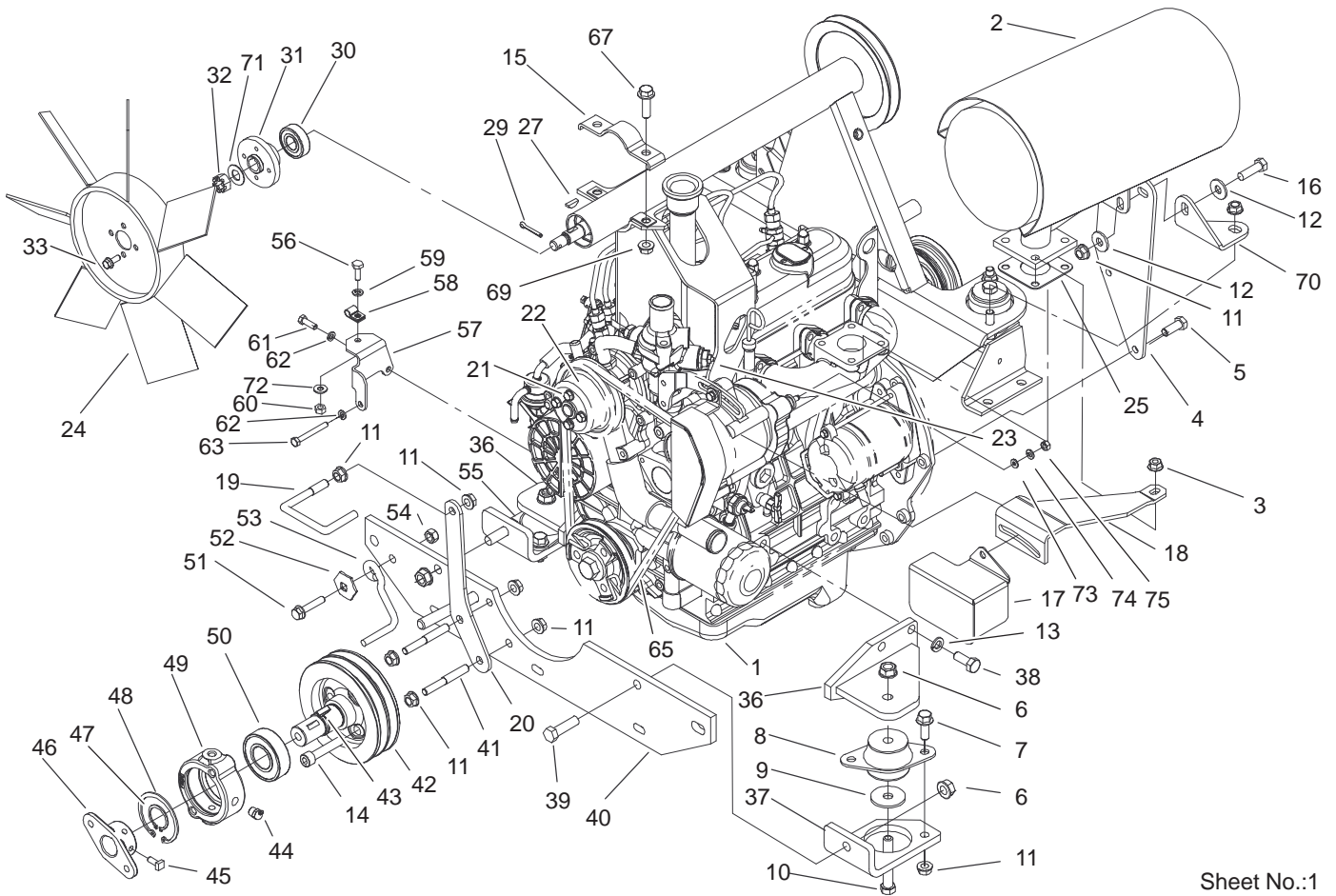
KEY TO WIRE COLORS
 BK = BLACK
 BR = BROWN
 BU = BLUE
 R = RED
 OR = ORANGE
 W = WHITE
 W/O = VIOLET
 GN = GREEN
 GY = GRAY
 PK = PINK
 Y = YELLOW
 VIO = VIOLET
 T = TAN



ALL MAIN HARNESS GROUND POINTS MARKED AS BLACK WIRE ARE CONNECTED TOGETHER AND TO THE ENGINE GROUND

TO HIGHTEMP OVERRIDE SWITCH IN CONTROL PANEL HARNESS (CONNECTED TO GROUND ON OVER TEMP CONDITION)

PROTOTYPE

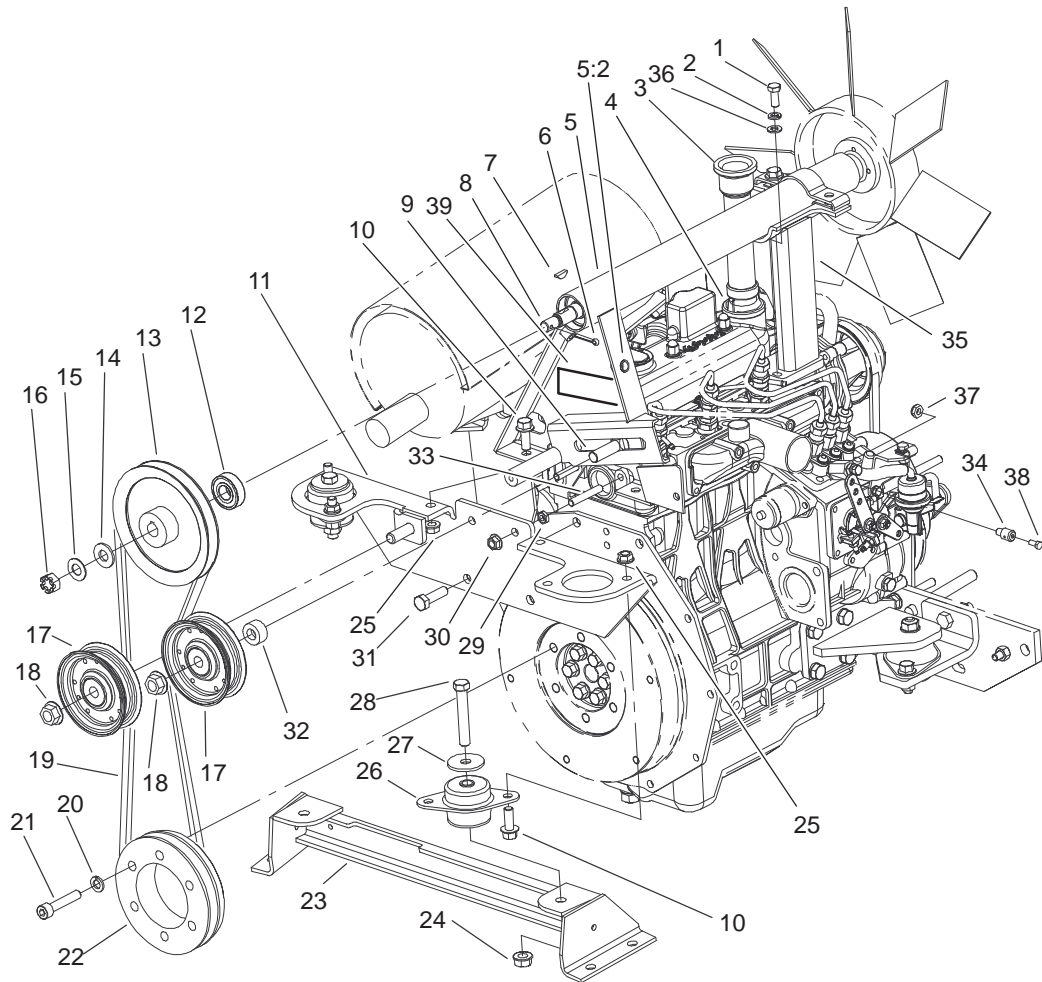


Sheet No.:1

Engine and Mounting Components Assembly

Ref. No.	Part No.	Qty.	Description
1	104-3448	1	Engine-Kubota
2	104-3426	1	Muffler-Exhaust
3	68-9400	4	Nut-Flange
4	105-2523-03	1	Bracket-Muffler
5	33114-016	2	Screw-HH
6	32128-37	4	Nut-HF
7	3234-11	6	Screw-HHF
8	53-9680	2	Mount-Engine
9	53-9480	2	Snubber Washer
10	324-11	2	Screw-HH
11	3290-357	16	Nut-Flange, Lock
12	80-6990	2	Washer-Hardened
13	42-9600	8	Lockwasher-Spring
14	3274-106	3	Screw-HSH
15	105-2519-03	1	Clamp-Cradle
16	323-44	2	Screw-HH
17	105-2557-03	1	Guard-Alternator
18	105-2556-03	1	Brace-Alternator, Upper
19	105-4276	1	Guide-Belt, PTO
20	105-0052-03	1	Bracket-Belt Guide
21	99-8363	4	Bolt - Flange
22	98-9584	1	Pulley-Fan
23	98-9346	1	Sender-Temperature
24	104-4246	1	Fan-Engine
25	98-9611	1	Gasket

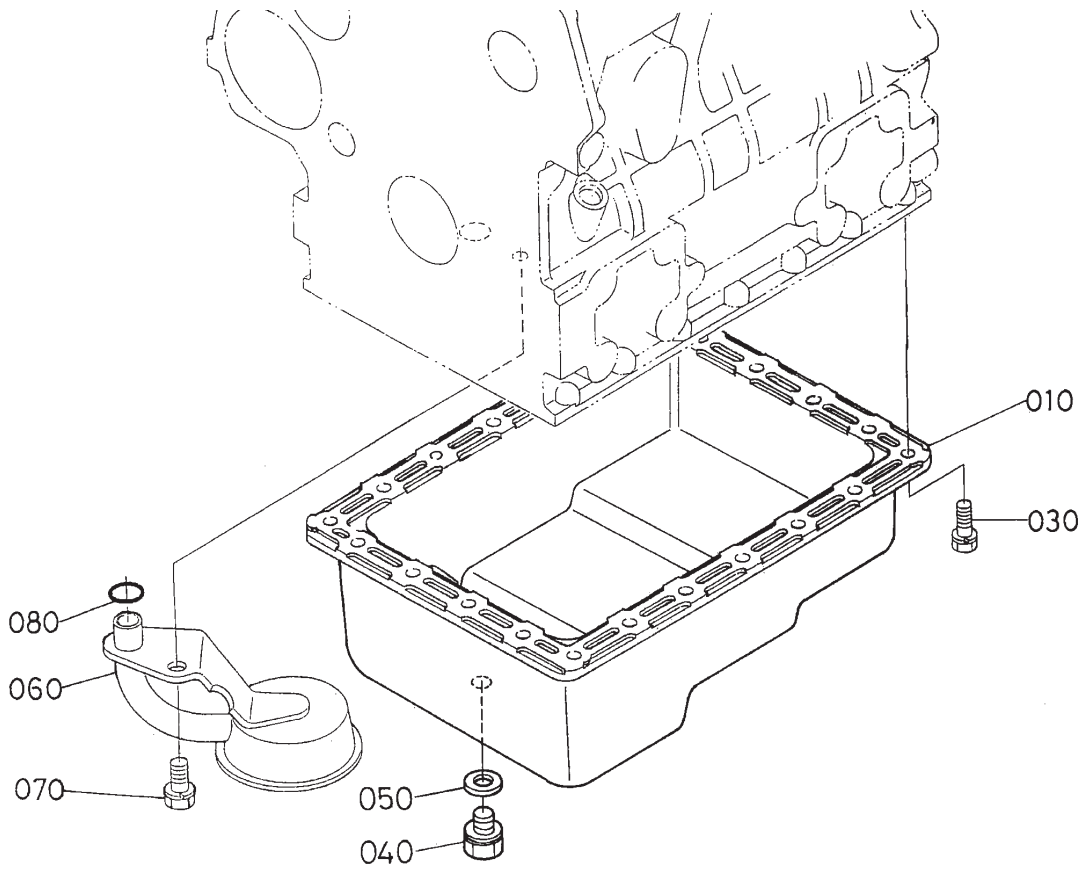
Ref. No.	Part No.	Qty.	Description
27	3257-30	1	Key-Woodruff
29	3272-16	1	Pin-Cotter
30	38-7820	1	Bearing-Ball
31	104-3408-03	1	Hub-Fan
32	32136-3	1	Nut
33	3234-33	4	Screw-HHF
36	104-3463-03	2	Mount-Front ASM
37	104-3464-03	1	Mount-LH Front, Frame
38	43-0090	8	Screw-HH
39	324-6	2	Screw-HH
40	75-9900-01	1	Support-Engine, Front
41	105-0057	2	Stud-Belt Retainer
42	104-3406-03	1	Pulley-Fan
43	3257-33	1	Key-Woodruff
44	302-10	1	Fitting-Grease
45	3241-5	2	Screw-Set
46	27-1960	1	Hub-Engine
47	32120-69	1	Ring-Snap
48	32120-22	1	Ring-Snap, Internal
49	43-3720	1	Collar-Bearing
50	251-252	1	Bearing
51	3234-18	1	Screw-HHF
52	3290-224	1	Lockwasher-Pyramid
53	63-1400	1	Rod-Belt
54	32153-2	1	Nut-Lock



Sheet No.:2

Engine and Mounting Components Assembly (Continued)

Ref. No.	Part No.	Qty.	Description	Ref. No.	Part No.	Qty.	Description
1	92-1374	2	Screw-HH	26	53-9680	2	Mount-Engine
2	48-9570	2	Washer	27	53-9480	2	Snubber Washer
3	105-0087	1	Flange-Filler, Oil	28	324-11	2	Screw-HH
4	98-7430	1	O-Ring	29	57-6390	2	Nut-Jam
5	105-2592	1	Tube Support ASM	30	92-6780	2	Nut-HF
5:2	3290-472	2	Insert-Threaded	31	56-2140	2	Bolt
6	3272-16	1	Pin-Cotter	32	105-0058	1	Spacer-Fan Idler
7	3257-30	1	Key-Woodruff	33	105-2502	2	Stud
8	43-3690	1	Fan Shaft	34	105-4263	1	Swivel-Throttle Cable
9	3233-14	1	Screw-CARR	35	105-2507-03	1	Cradle-Tube Support
10	3234-11	6	Screw-HHF	36	33094-00	2	Washer-Flat
11	105-2501-03	1	Engine Mount ASM	37	3296-20	1	Nut-Lock, NI
12	38-7820	1	Bearing-Ball	38	25-8640	1	Screw-HH
13	105-2524	1	Pulley Hub	39	67-5360	1	Decal-Danger
14	3-6803	2	Washer-Adjusting				
15	29-8910	1	Washer				
16	32136-3	1	Nut				
17	105-3699	2	Pulley-Idler, Flat				
18	32128-23	2	Nut-HF				
19	105-3693	1	Belt-Fan				
20	42-9600	6	Lockwasher-Spring				
21	3274-106	6	Screw-HSH				
22	104-3407-03	1	Pulley-Flywheel				
23	105-2520-03	1	Engine Mount ASM				
24	32128-37	2	Nut-HF				
25	3290-357	6	Nut-Flange, Lock				

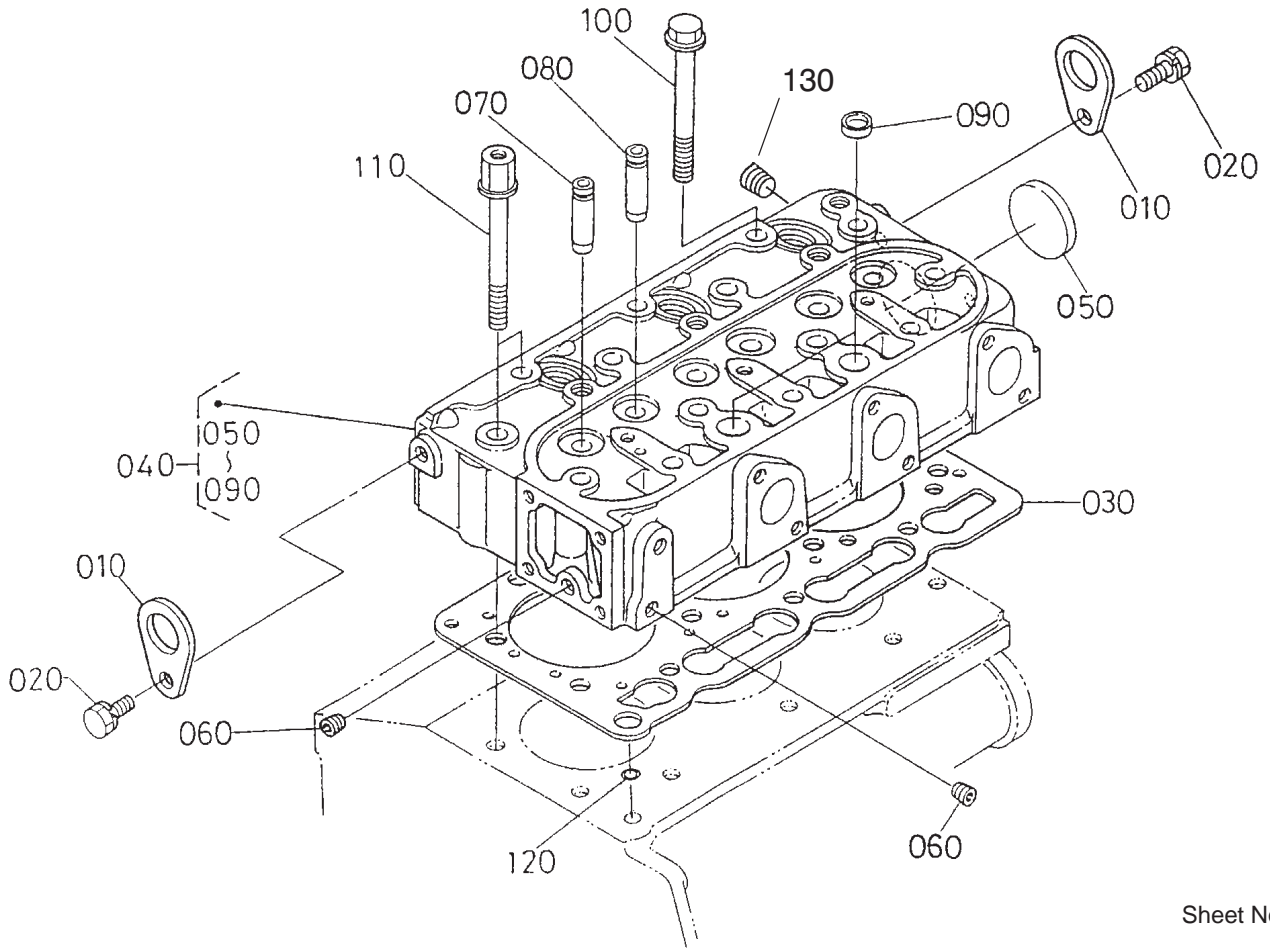


Sheet No.:54

Oil Pan Assembly

Ref. No.	Part No.	Qty.	Description
010	104-3495	1	Pan-Oil
030	98-9350	2	Bolt
040	98-9386	1	Plug
050	98-7524	1	Gasket
060	104-3496	1	Filter-Oil Pickup
070	98-9358	1	Bolt
080	105-3776	1	O-Ring

Ref. No.	Part No.	Qty.	Description
<p style="font-size: 48px; opacity: 0.5; font-family: sans-serif;">PROTOTYPE</p>			

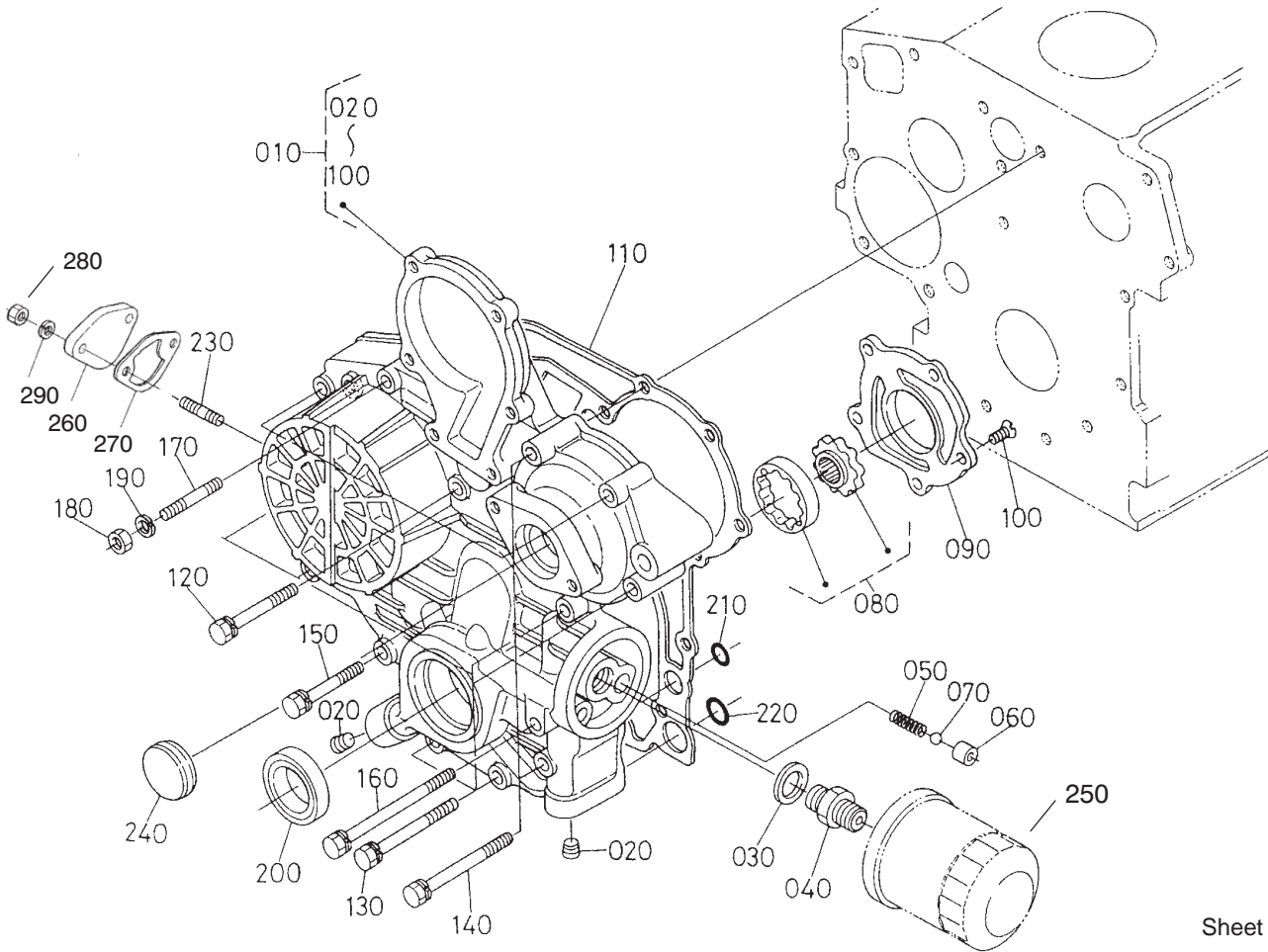


Sheet No.:55

Cylinder Head Assembly

Ref. No.	Part No.	Qty.	Description
010	98-7531	2	Hook-Engine
020	100-9195	2	Bolt
030	105-3780	1	Gasket-Head,Cylinder
040	98-9460	1	Cylinder Head ASM
050	98-9395	1	Cap-Sealing
060	98-7540	2	Cap-Sealing
070	98-9499	3	Guide-Valve, Inlet
080	98-9500	3	Guide-Valve, Exhaust
090	98-9389	2	Cap-Sealing
100	98-9479	1	Bolt-Head, Cylinder
110	98-9647	2	Bolt-Head, Cylinder
120	98-7509	1	O-Ring
130	98-9444	1	Plug

Ref. No.	Part No.	Qty.	Description



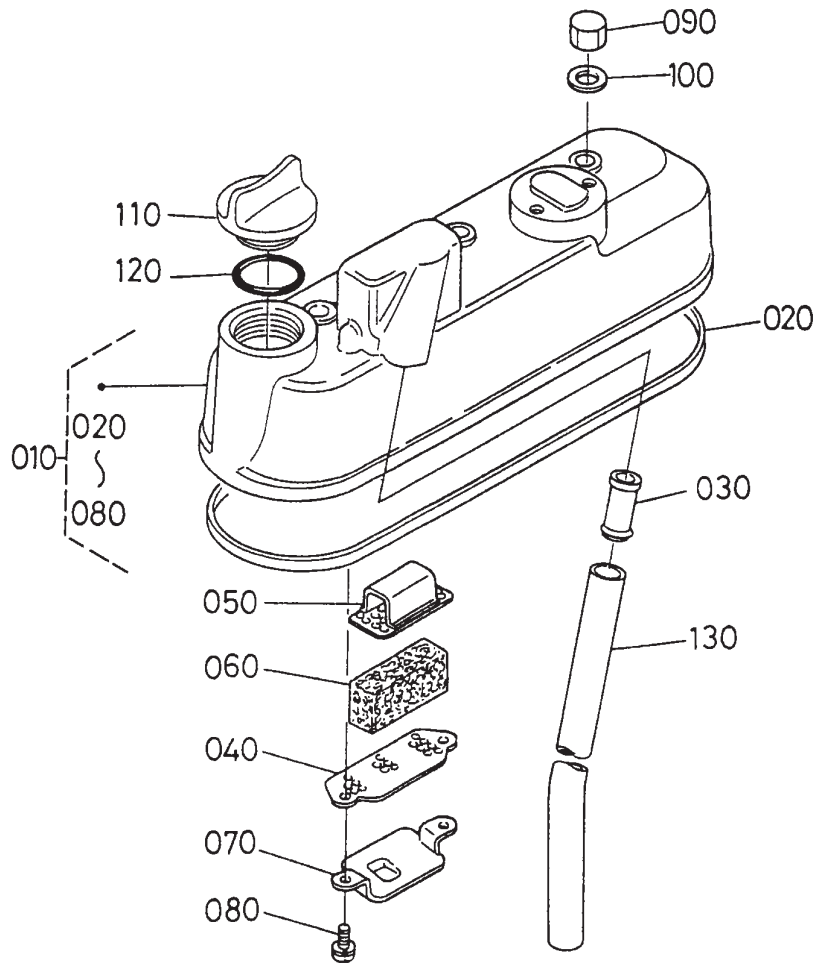
Sheet No.:56

Gear Case, Oil Filter and Cover Assembly

Ref. No.	Part No.	Qty.	Description
010	98-9481	1	Gear Case ASM
020	98-9598	1	Plug
030	98-7562	1	Washer-Plain
040	98-9388	1	Joint-Pipe
050	98-9544	1	Spring
060	98-9543	1	Seat-Valve
070	98-9380	1	Ball
080	98-9540	1	Oil Pump Rotor ASM
090	98-9541	1	Cover-Pump, Oil
100	98-9592	5	Screw
110	98-9633	1	Gasket-Case, Gear
120	98-7496	3	Bolt
130	105-3797	6	Bolt
140	98-9356	2	Bolt
150	98-9437	1	Bolt
160	98-9586	1	Bolt
170	105-3709	1	Stud
180	98-7572	1	Nut
190	98-7699	1	Washer-Spring
200	98-9482	1	Seal-Oil
210	105-3781	2	O-Ring
220	105-3777	2	O-Ring
230	105-3710	2	Stud
240	98-9641	1	Cover
250	99-8384	1	Filter-Oil
260	99-3514	1	Cover

Ref. No.	Part No.	Qty.	Description
270	98-9636	1	Gasket-Pump, Fuel
280	98-7572	2	Nut
290	98-7699	2	Washer-Spring

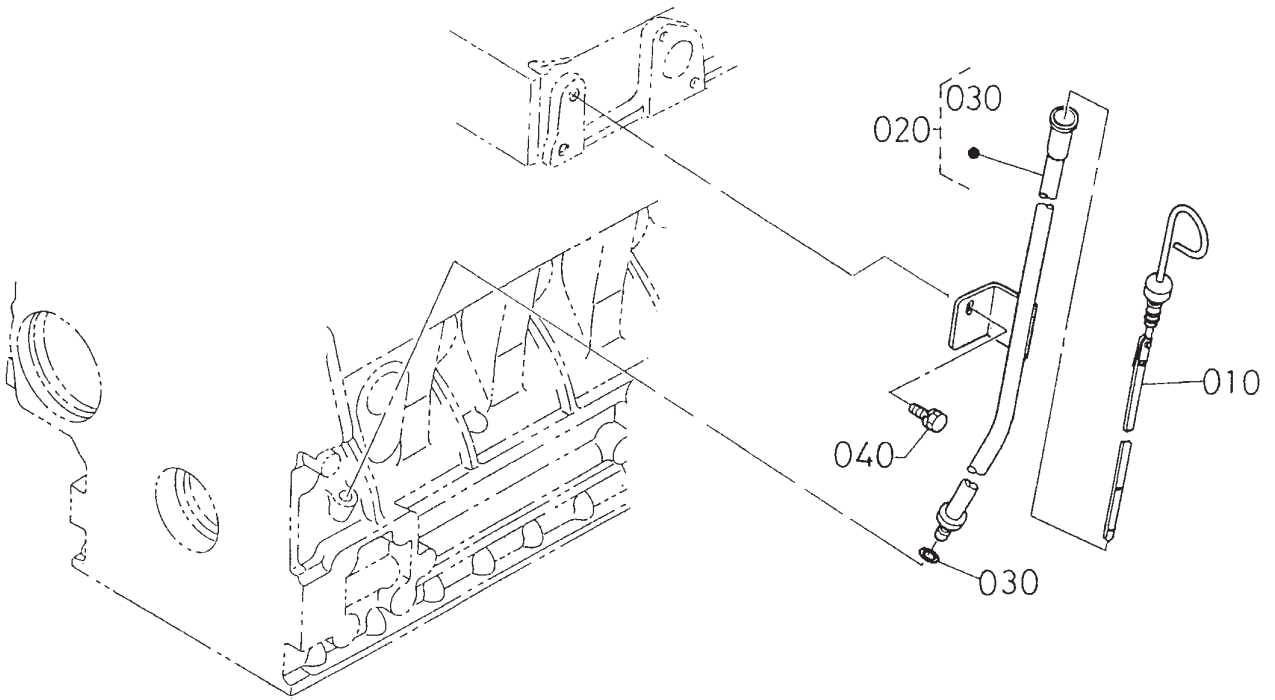
PROTOTYPE



Sheet No.:57

Head Cover Assembly

Ref. No.	Part No.	Qty.	Description	Ref. No.	Part No.	Qty.	Description
010	98-9614	1	Cylinder Head Cover ASM				
020	98-9615	1	Gasket-Cover, Head				
030	98-9492	1	Joint-Pipe, Breather				
040	98-9488	1	Plate-Element, Breather				
050	98-9489	1	Plate-Element, Breather				
060	98-9493	1	Element-Breather				
070	98-9490	1	Shield-Oil, Breather				
080	105-3782	2	Screw W/Washer				
090	98-9455	3	Nut-Cap				
100	98-9454	3	Gasket				
110	98-9449	1	Plug-Filler, Oil				
120	99-3446	1	O-Ring				
130	98-9491	1	Pipe-Breather				



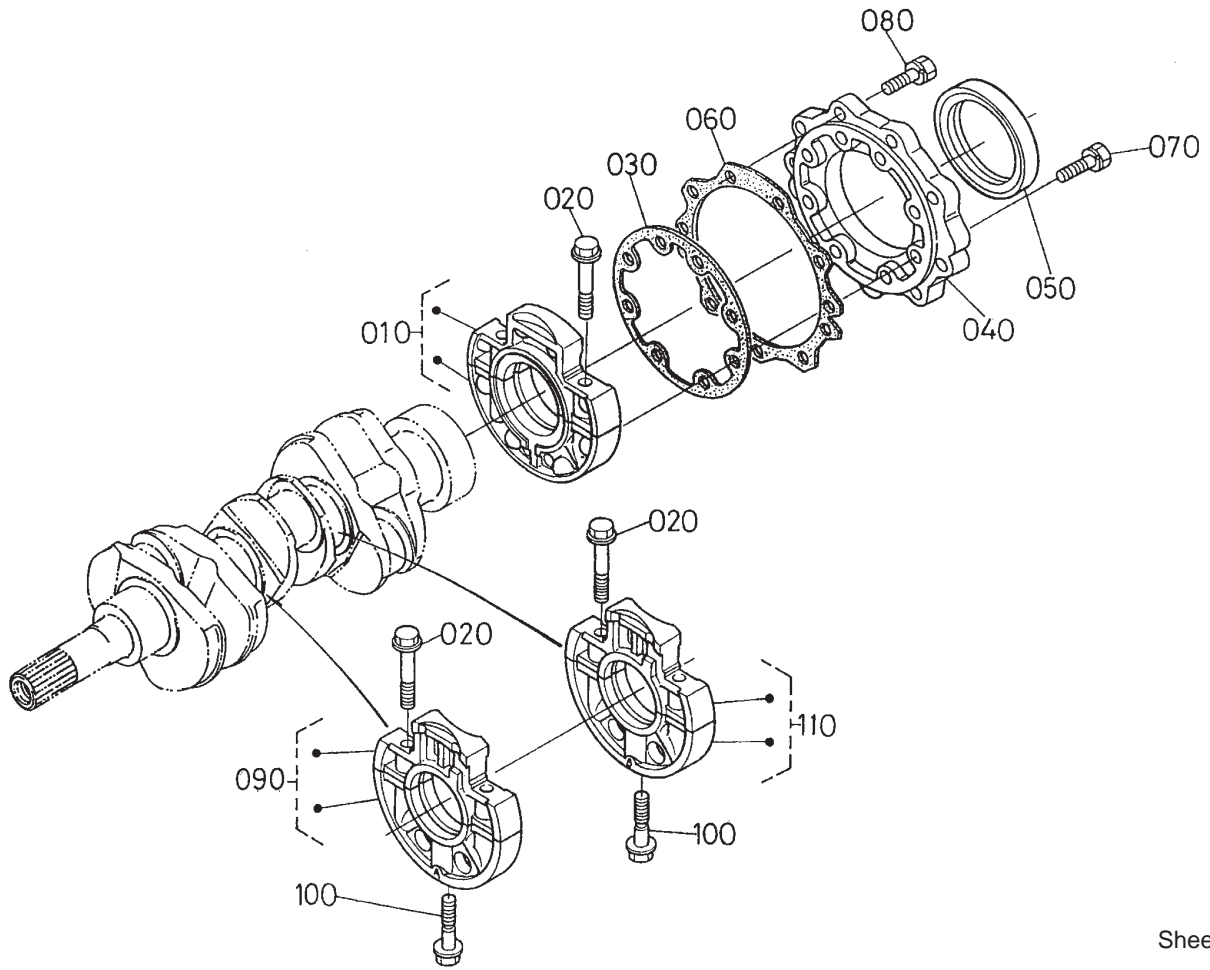
Sheet No.:58

Dipstick and Guide Assembly

Ref. No.	Part No.	Qty.	Description
010	98-9670	1	Gauge-Oil
020	98-9672	1	Oil Gauge Guide ASM
030	98-9374	1	O-Ring
040	98-7453	1	Bolt

Ref. No.	Part No.	Qty.	Description

PROTOTYPE



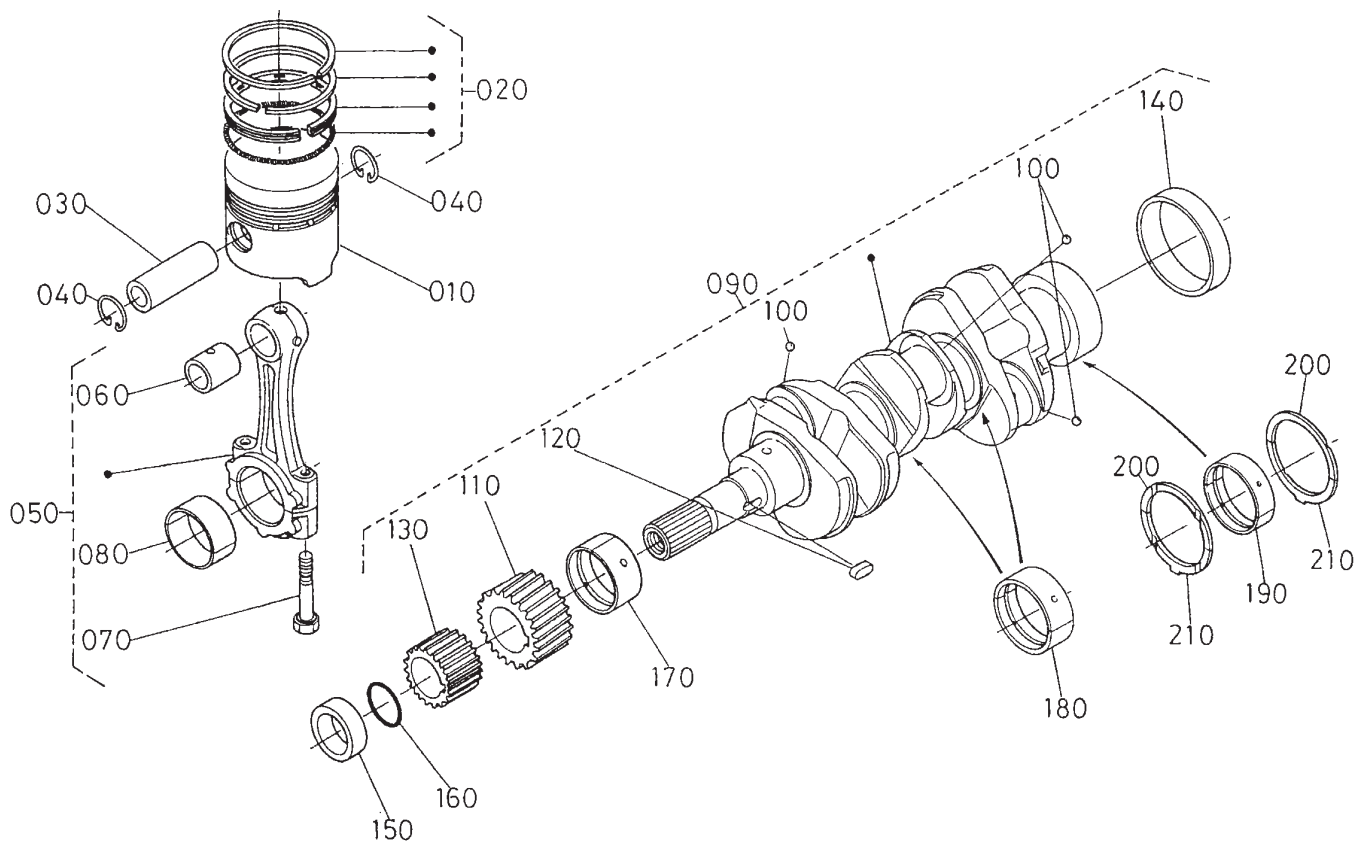
Sheet No.:59

Main Bearing Case Assembly

Ref. No.	Part No.	Qty.	Description
010	98-9480	1	Main Bearing Case ASM
020	98-9484	6	Bolt-Case, Bearing
030	98-9634	1	Gasket-Case, Bearing
040	98-9487	1	Cover-Case, Bearing
050	98-9483	1	Seal-Oil
060	98-9635	1	Gasket-Cover, Bearing Case
070	98-9352	8	Bolt
080	98-7568	9	Bolt
090	98-9606	1	Main Bearing Case ASM
100	98-9485	2	Bolt-Case, Bearing
110	98-9607	1	Main Bearing Case ASM

Ref. No.	Part No.	Qty.	Description

PROTOTYPE

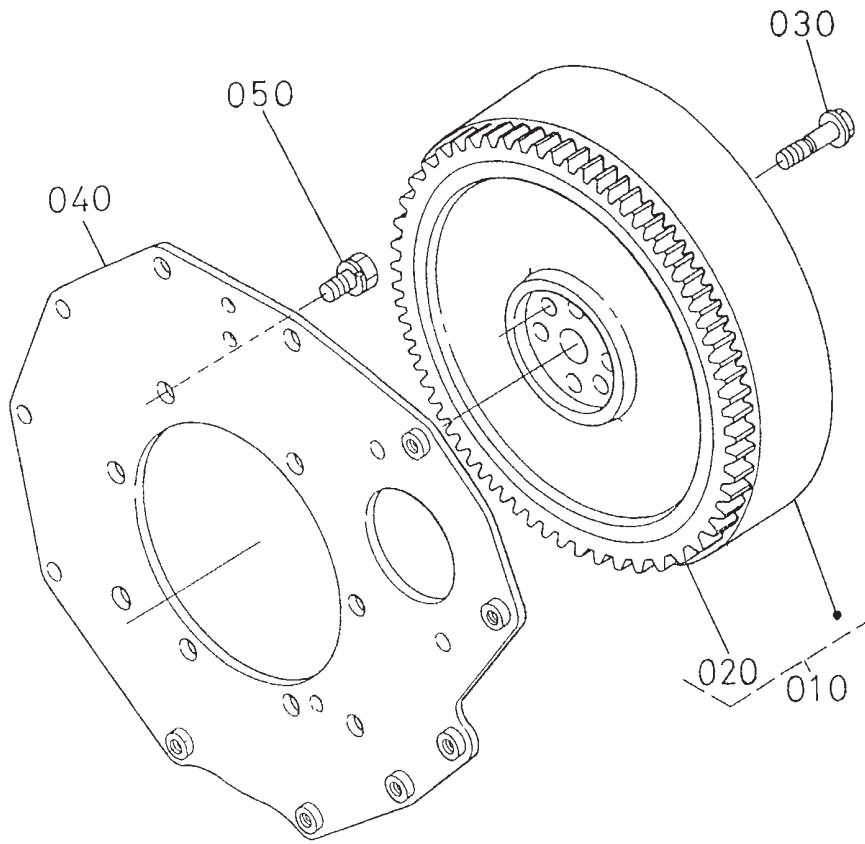


Sheet No.:61

Piston and Crankshaft Assembly

Ref. No.	Part No.	Qty.	Description
010	98-9469	3	Piston (STD)
010	98-9470	3	Piston (0.5mm)
020	98-9618	3	Piston Ring ASM (STD)
020	98-9619	3	Piston Ring ASM (+0.5mm)
030	98-9513	3	Pin-Piston
040	98-9514	6	Clip-Circular, Piston Pin
050	98-9516	3	Connecting Rod ASM
060	98-9515	3	Bushing-Pin, Piston
070	98-9517	6	Bolt-Rod, Connecting Metal
080	98-9518	3	Crankpin (STD)
080	98-9519	3	Bearing-Rod (0.2mm)
080	98-9520	3	Bearing-Rod (0.4mm)
090	98-9642	1	Crankshaft ASM
100	98-7473	3	Ball
110	98-9532	1	Gear-Crankshaft
120	98-9666	1	Key
130	98-9542	1	Gear-Drive, Oil Pump
140	98-9522	1	Sleeve-Crankshaft
150	98-9521	1	Collar-Crankshaft
160	105-3783	1	O-Ring
170	98-9529	1	Bearing-Main (0.4mm)
170	98-9528	1	Bearing-Main (0.2mm)
170	98-9523	1	Metal Crankshaft(STD)

Ref. No.	Part No.	Qty.	Description
180	98-9531	2	Bearing-Main (0.4mm)
180	98-9530	2	Bearing-Main (0.2mm)
180	98-9524	2	Metal-Crankshaft (STD Set)
190	98-9527	1	Bearing-Main (0.4mm)
190	98-9526	1	Bearing-Main (0.2mm)
190	98-9525	1	Metal Crankshaft(STD Set)
200	98-9415	2	Bearing-Thrust (0.4mm)
200	98-9414	2	Bearing-Thrust (0.2mm)
200	98-9413	2	Bearing-Thrust (STD)
210	98-9690	2	Bearing-Thrust (0.4mm)
210	98-9689	2	Bearing-Thrust (0.2mm)
210	98-9688	2	Bearing-Thrust (STD)



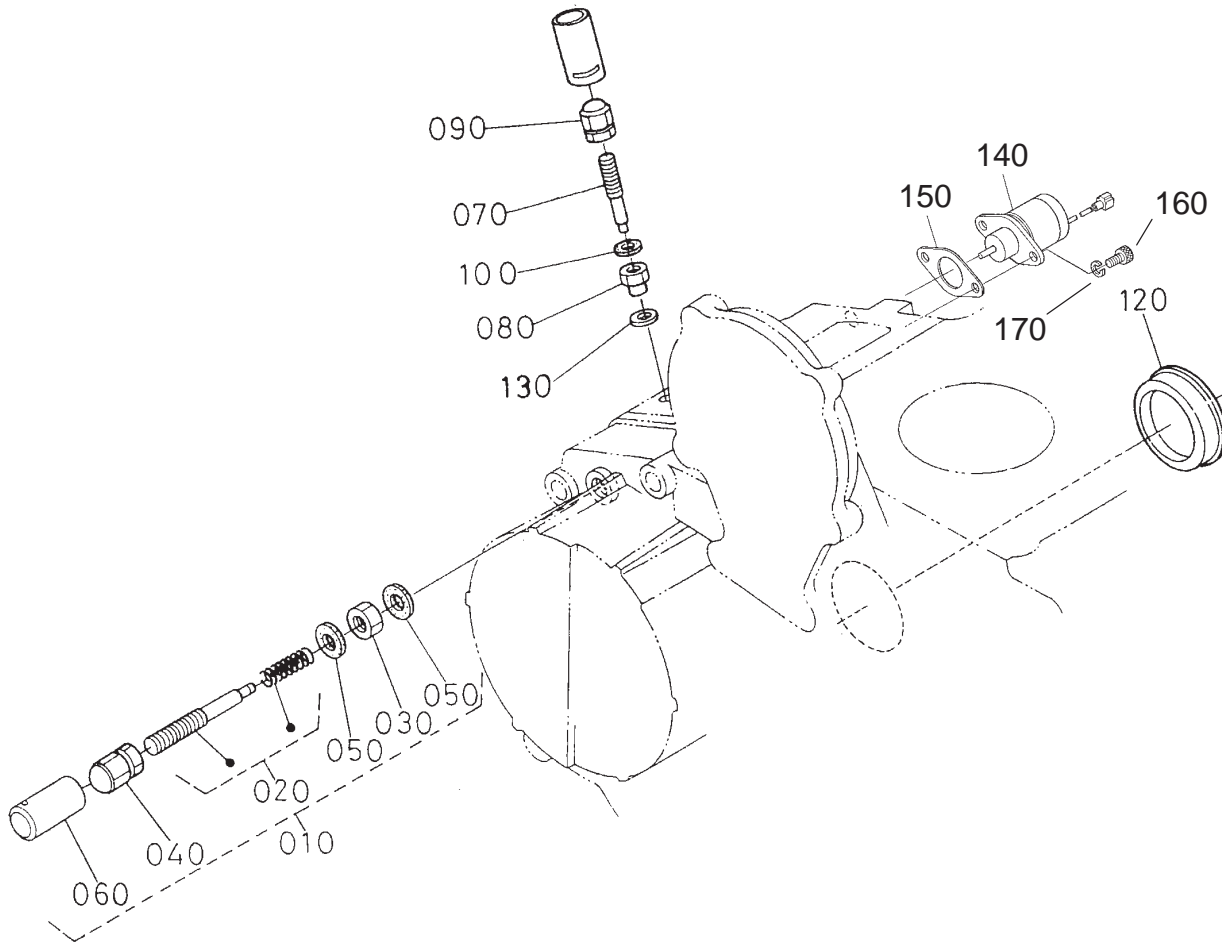
Sheet No.:62

Flywheel Assembly

Ref. No.	Part No.	Qty.	Description
010	105-3784	1	Flywheel ASM
020	105-3722	1	Gear-Ring
030	98-9537	6	Bolt-Flywheel
040	98-9486	1	Plate-End, Rear
050	98-9392	8	Bolt

Ref. No.	Part No.	Qty.	Description

PROTOTYPE



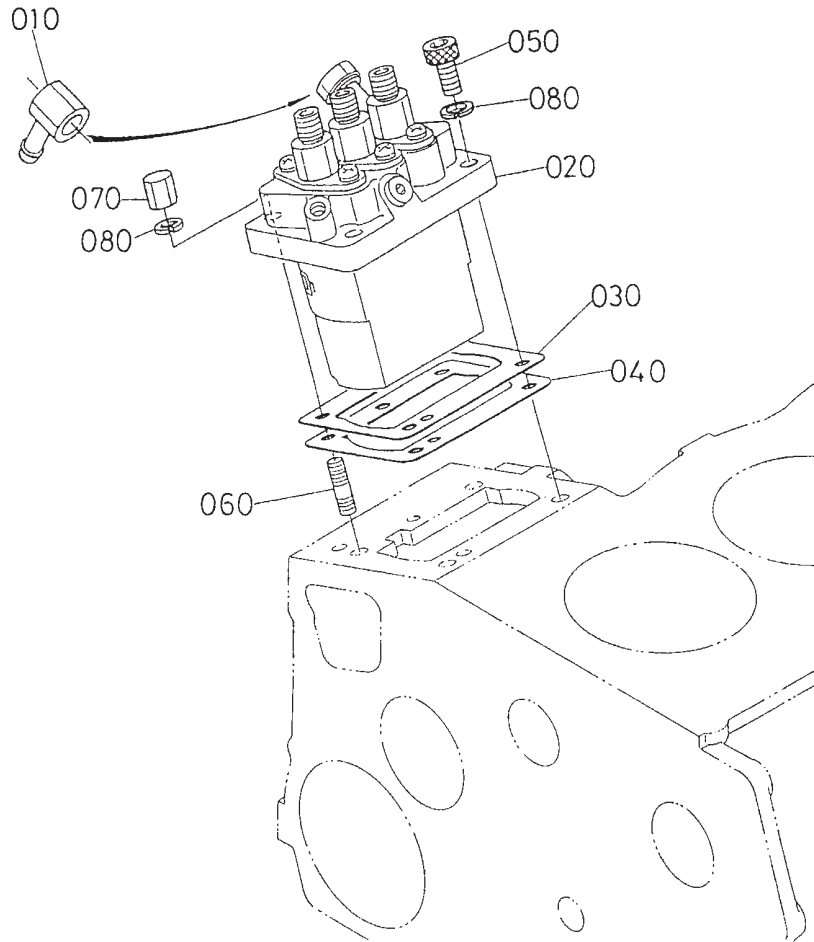
Sheet No.:64

Idle Apparatus and Stop Solenoid Assembly

Ref. No.	Part No.	Qty.	Description
010	98-9678	1	Idle Apparatus ASM
020	98-9679	1	Adjusting Bolt ASM
030	98-9439	1	Nut
040	105-3785	1	Plug
050	98-7654	2	Gasket
060	98-7656	1	Cap
070	98-9557	1	Bolt-Adjusting
080	99-3512	1	Nut
090	105-3785	1	Plug
100	98-7654	1	Gasket
120	98-9640	1	Cover-Pump
130	99-8389	1	Gasket
140	98-9693	1	Solenoid-Stop
150	98-9683	1	Gasket-Cover, Solenoid
160	105-3799	2	Bolt-HSH
170	98-7699	2	Washer-Spring

Ref. No.	Part No.	Qty.	Description

PROTOTYPE

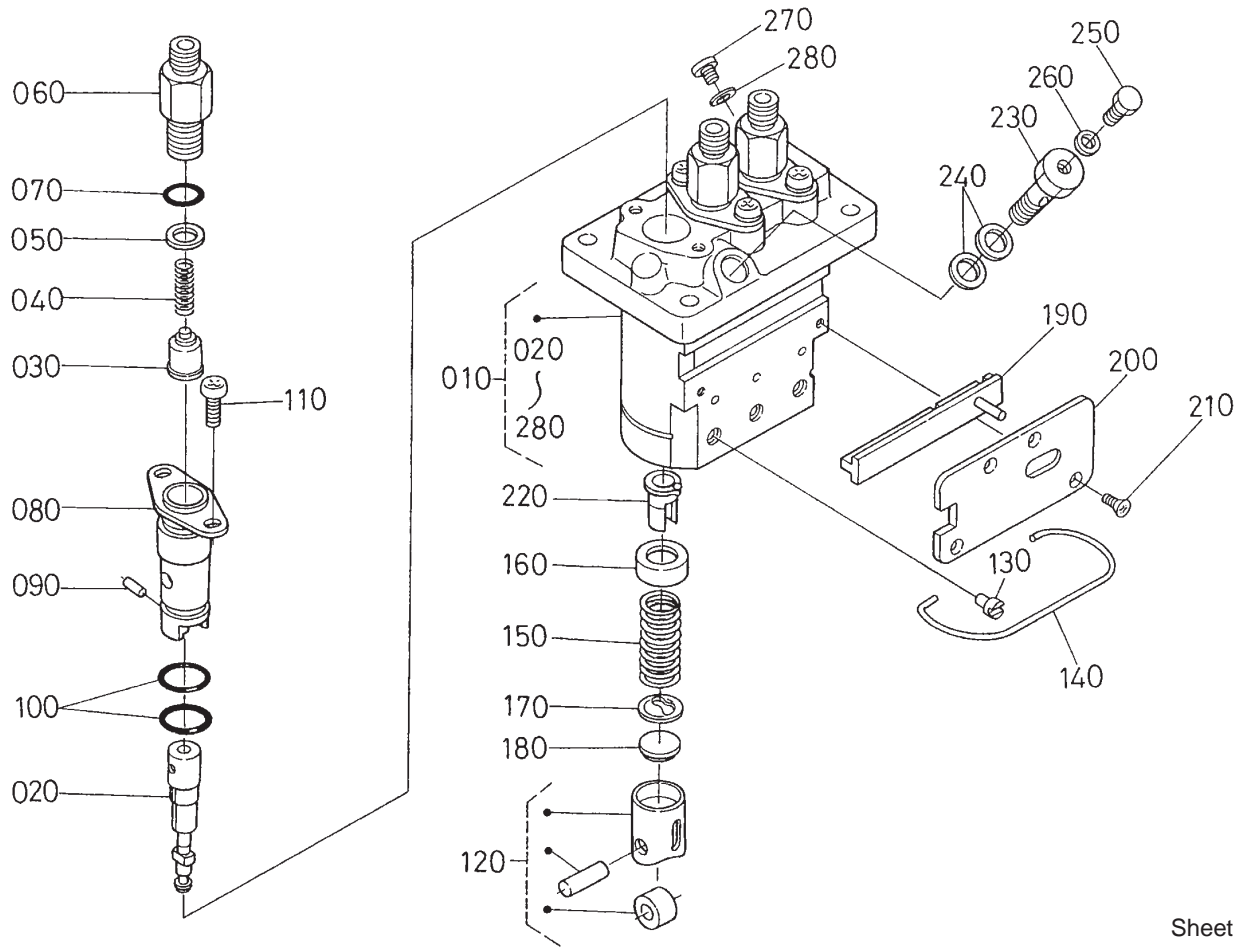


Sheet No.:65

Injection Pump Assembly

Ref. No.	Part No.	Qty.	Description	Ref. No.	Part No.	Qty.	Description
010	98-9596	1	Joint-Eye				
020	98-9643	1	Injection Pump ASM				
030	98-9456	1	Shim (0.2mm)				
030	98-9457	1	Shim-Injection (0.25mm)				
040	98-9458	1	Shim-Injection (0.30mm)				
050	98-9361	2	Bolt-HSH				
060	98-9438	2	Stud				
070	98-9440	2	Nut-Cap				
080	98-7699	4	Washer-Spring				

PROTOTYPE



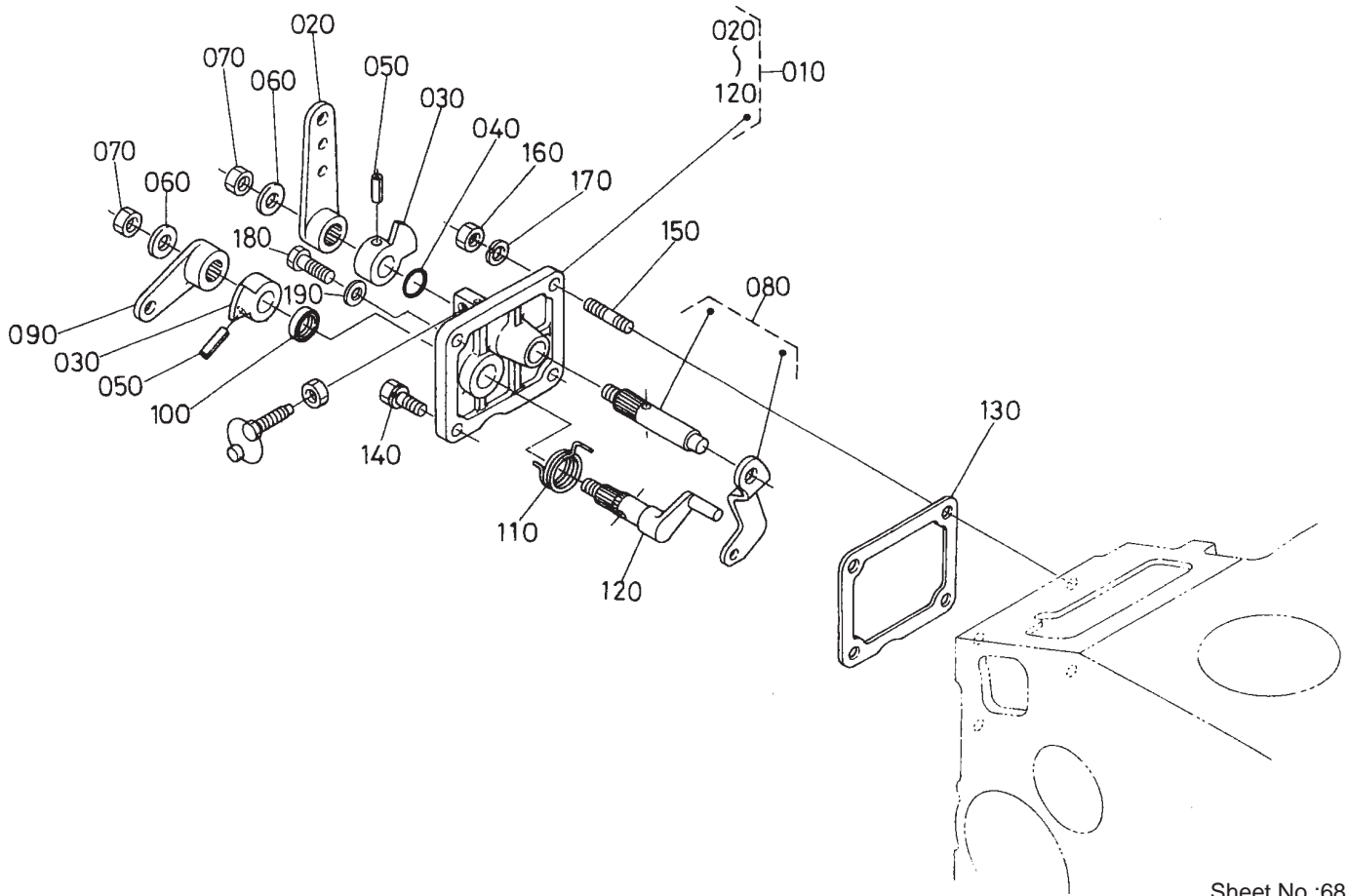
Sheet No.:66

Injection Pump Assembly No. 98-9643

Ref. No.	Part No.	Qty.	Description
010	98-9643	1	Injection Pump ASM
020	98-9462	3	Element-Pump
030	98-9421	3	Valve-Delivery
040	98-9424	3	Spring-Valve, Delivery
050	98-9425	3	Gasket-Valve, Delivery
060	98-9652	3	Holder-Valve, Delivery
070	98-9447	3	O-Ring
080	98-9434	3	Flange-Sleeve
090	98-9443	3	Pin-Joint
100	98-9423	6	O-Ring
110	105-2892	6	Screw
120	98-9422	3	Tappet ASM
130	98-9426	3	Pin-Guide, Tappet
140	98-9450	1	Pin-Clamp
150	98-9428	3	Spring-Plunger
160	98-9427	3	Seat-Spring, Upper
170	98-9429	3	Seat-Spring, Lower
180	98-9433	3	Shim
190	98-9463	1	Control-Rack
200	98-9465	1	Plate
210	98-9442	4	Screw
220	98-9432	3	Sleeve-Control
230	98-9464	1	Bolt-Joint
240	98-9445	2	Gasket
250	98-9430	1	Screw

Ref. No.	Part No.	Qty.	Description
260	98-9446	1	Gasket
270	98-9466	1	Plug
280	98-9451	1	Gasket

PROTOTYPE

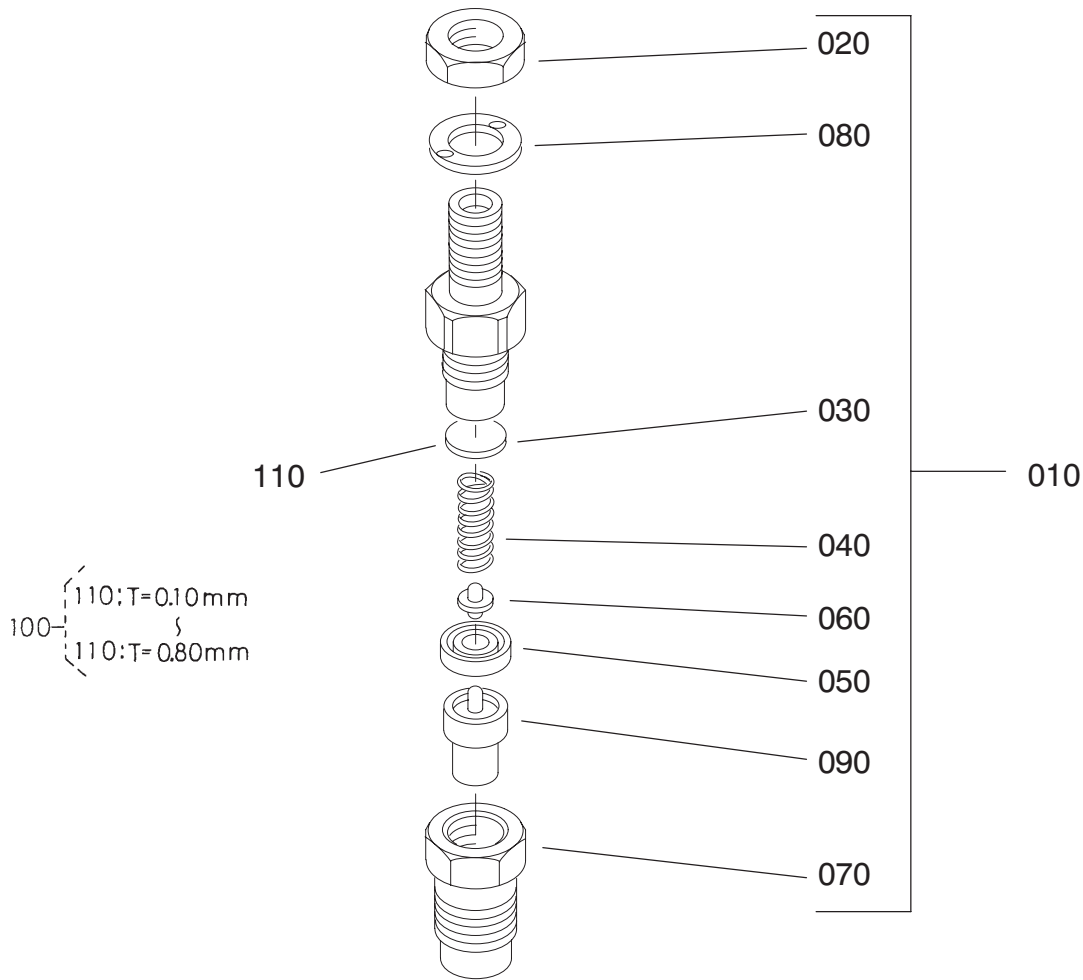


Sheet No.:68

Speed Control Plate Assembly

Ref. No.	Part No.	Qty.	Description
010	98-9661	1	Control Plate ASM
020	98-9662	1	Lever-Control, Speed
030	98-9572	2	Lever-Control, Speed
040	105-3788	1	O-Ring
050	98-7602	2	Pin-Spring
060	98-9594	2	Washer-Plain
070	98-9589	2	Nut
080	98-9658	1	Governor Lever ASM
090	98-9663	1	Lever-Stop, Engine
100	98-7601	1	Seal-Oil
110	98-9472	1	Spring-Return
120	98-9664	1	Shaft-Lever, Stop
130	98-9637	1	Gasket
140	98-7692	1	Bolt
150	105-3710	2	Stud
160	98-7572	2	Nut
170	98-7699	2	Washer-Spring
180	99-8348	1	Bolt
190	98-7654	1	Gasket

Ref. No.	Part No.	Qty.	Description
PROTOTYPE			



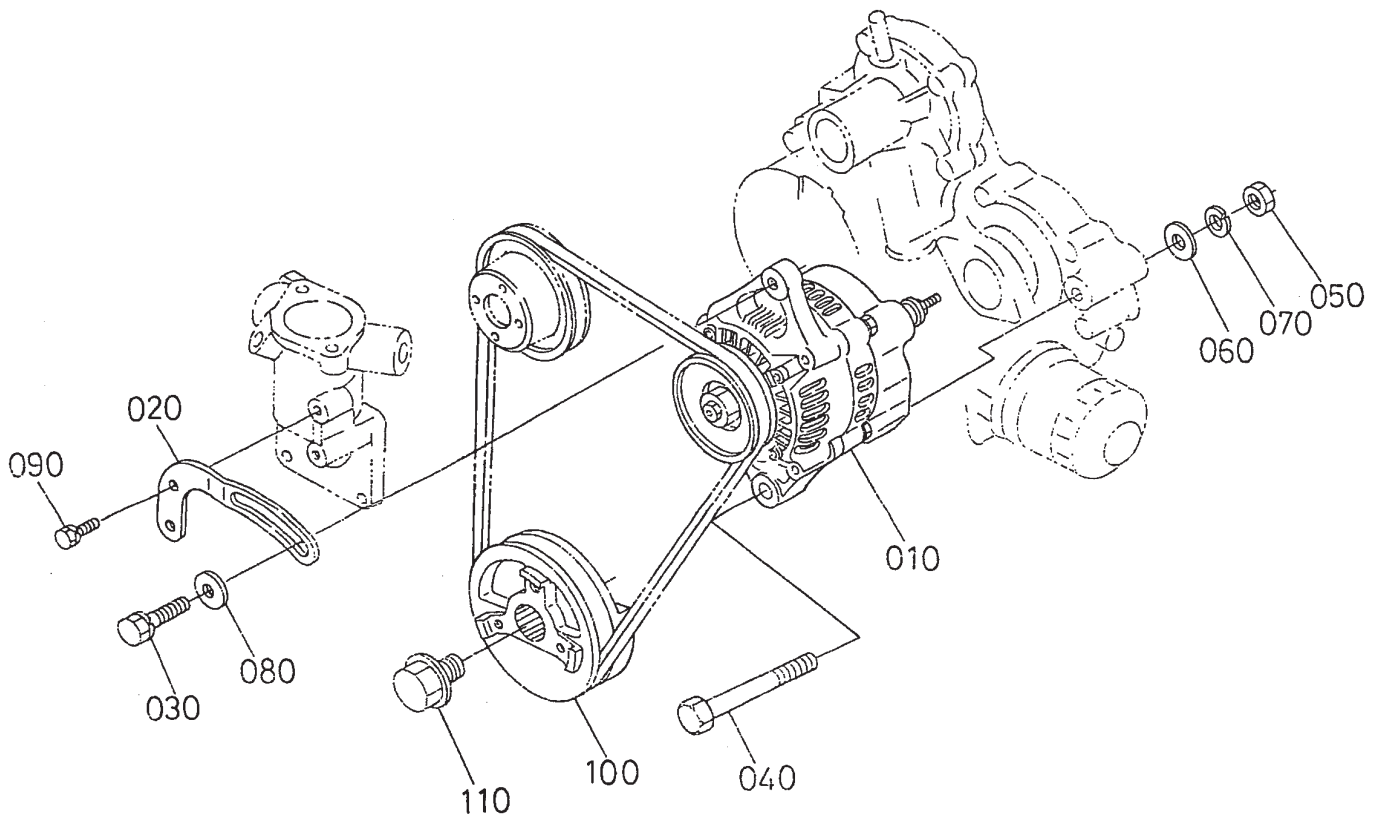
Sheet No.:70

Nozzle Holder Assembly No. 98-9468

Ref. No.	Part No.	Qty.	Description
010	98-9468	3	Nozzle Holder ASM
020	99-8301	3	Nut
030	99-8302	3	Washer-Adjusting
040	99-8303	3	Spring - Nozzle
050	99-8304	3	Spacer - Distance
060	99-8305	3	Rod-Push
070	99-8306	3	Nut - Nozzle
080	99-8307	3	Washer-Plain
090	99-8308	3	Piece - Nozzle
100	99-8309	3	Adjusting Washer ASM
110	99-8315	3	Washer-Adjust (0.52mm)
110	99-8316	3	Washer-Adjust (0.54mm)
110	99-8317	3	Washer-Adjust (0.56mm)
110	99-8318	3	Washer-Adjust (0.58mm)
110	99-8319	3	Washer-Adjust (0.80mm)
110	99-8310	3	Washer-Adjust (0.10mm)
110	99-8311	3	Washer-Adjust (0.20mm)
110	99-8312	3	Washer-Adjust (0.30mm)

Ref. No.	Part No.	Qty.	Description
110	99-8313	3	Washer-Adjust (0.40mm)
110	99-8314	3	Washer-Adjust (0.50mm)

PROTOTYPE

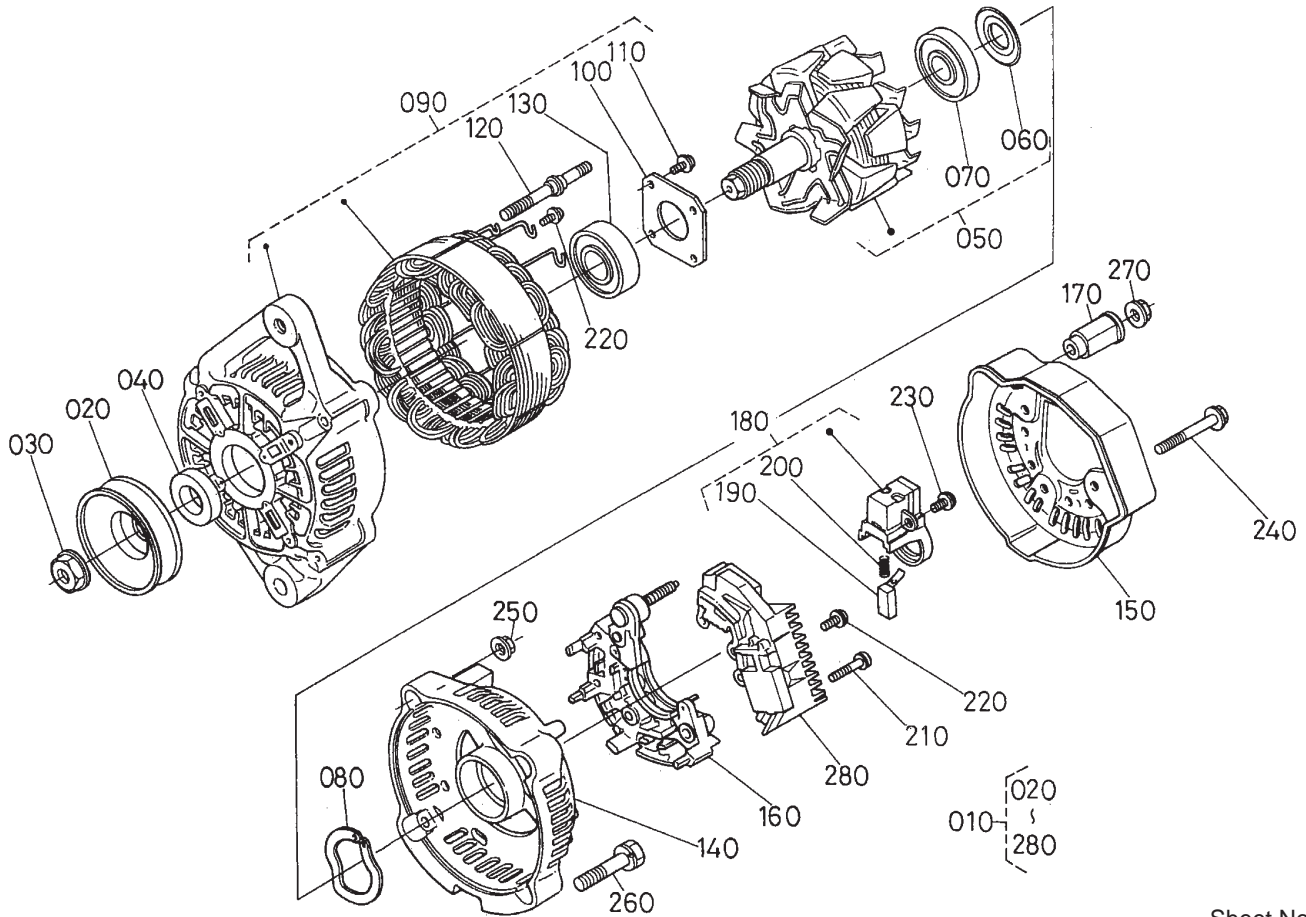


Sheet No.:71

Alternator and Pulley Assembly

Ref. No.	Part No.	Qty.	Description	Ref. No.	Part No.	Qty.	Description
010	98-9474	1	Alternator ASM				
020	98-9573	1	Stay-Dynamo				
030	98-7697	1	Bolt				
040	98-9360	1	Bolt				
050	98-7737	1	Nut				
060	3256-24	1	Washer-Flat				
070	98-7738	1	Washer-Spring				
080	100-9233	1	Washer-Plain				
090	98-7692	1	Bolt				
100	98-9473	1	Pulley-Drive, Fan				
110	98-9585	1	Bolt				

PROTOTYPE



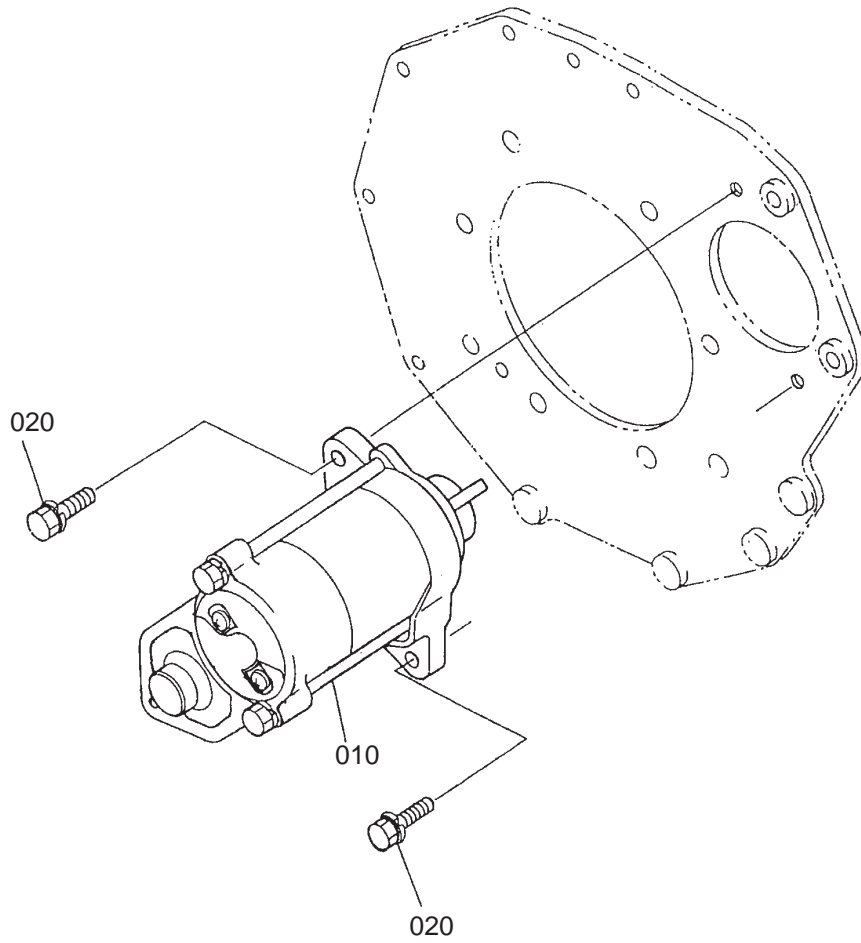
Sheet No.:72

Alternator Assembly

Ref. No.	Part No.	Qty.	Description
010	98-9474	1	Alternator ASM
020	98-9453	1	Pulley-Dynamo
030	98-7708	1	Nut
040	98-7709	1	Collar
050	98-7710	1	Rotor
060	98-7711	1	Cover-Bearing
070	98-7712	1	Bearing-Ball
080	98-7713	1	Washer-Thrust
090	98-7714	1	Frame-End, Drive
100	98-7715	1	Plate-Retainer
110	98-7716	4	Screw-Head, Round
120	98-7717	2	Bolt-Through
130	98-7718	1	Bearing-Ball
140	98-7719	1	Frame-End
150	98-7720	1	Cover-End
160	98-7721	1	Rectifier ASM
170	98-7722	1	Bushing-Insulation
180	98-7723	1	Holder-Brush
190	98-7724	2	Brush
200	98-7725	2	Spring-Brush
210	98-7726	2	Screw-Head, Round
220	98-7727	6	Screw-Head, Round
230	98-7728	1	Screw-Head, Round
240	98-7729	3	Bolt
250	98-7730	2	Nut
260	98-7731	2	Bolt

Ref. No.	Part No.	Qty.	Description
270	98-7732	1	Nut
280	98-7733	1	Regulator ASM

PROTOTYPE



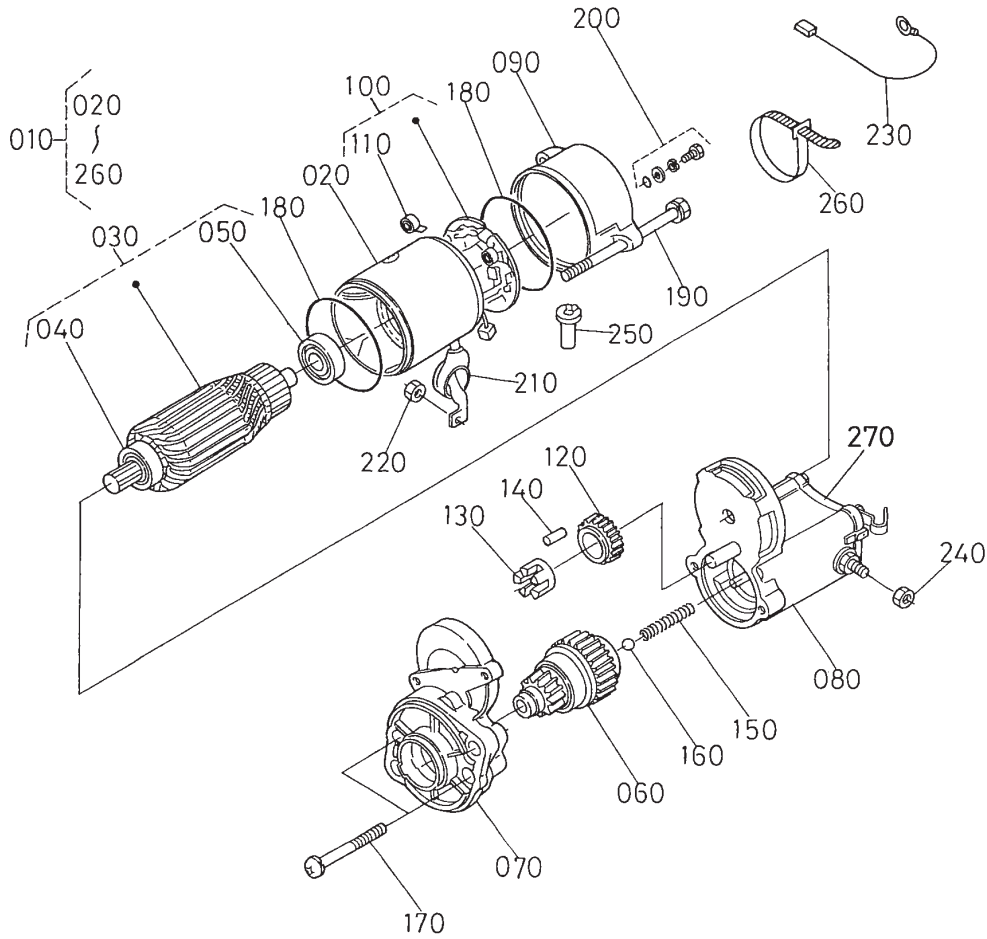
Sheet No.:73

Starter Mount Assembly

Ref. No.	Part No.	Qty.	Description
010	98-9705	1	Starter ASM
020	98-7697	2	Bolt

Ref. No.	Part No.	Qty.	Description

PROTOTYPE



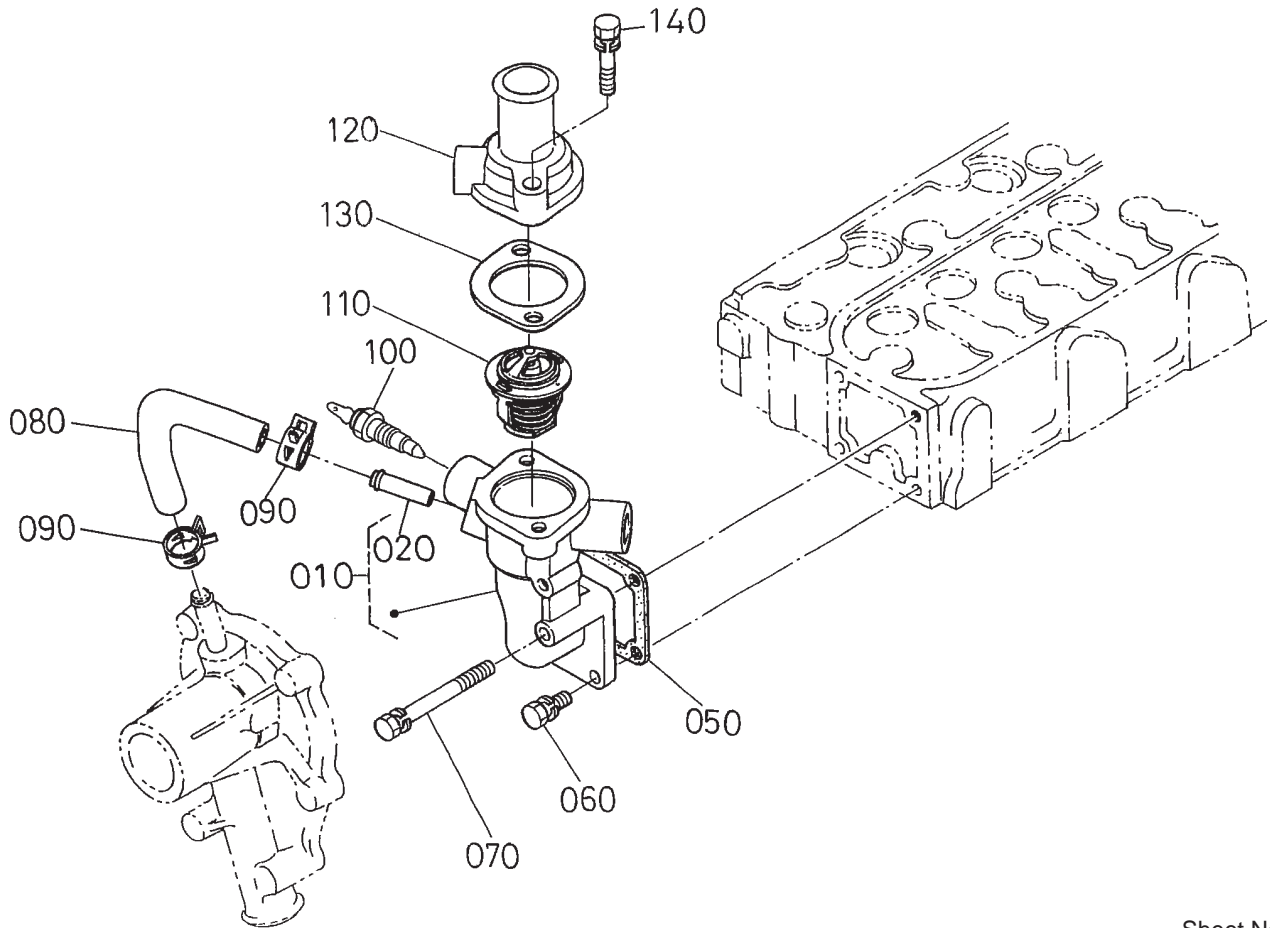
Sheet No.:74

Starter Assembly No. 98-9705

Ref. No.	Part No.	Qty.	Description
010	98-9705	1	Starter ASM
020	104-8608	1	Yoke ASM
030	98-7742	1	Armature ASM
040	98-7744	1	Bearing
050	98-7743	1	Bearing
060	99-8373	1	Clutch-Running, Over
070	99-8374	1	Frame-End, Drive
080	105-3746	1	Magnetic Switch ASM
090	98-7748	1	Frame-End
100	98-7749	1	Brush Holder ASM
110	98-7750	4	Spring-Brush
120	98-7751	1	Gear
130	98-7752	1	Retainer
140	98-7753	5	Roller
150	98-7754	1	Spring
160	98-7755	1	Ball
170	98-7756	2	Bolt
180	98-7757	2	O-Ring
190	100-9240	2	Bolt
200	98-7758	2	Bolt ASM
210	99-8375	1	Cover
220	99-8371	1	Nut-Hex
230	98-9711	1	Cord-Solenoid, Stop
240	99-8376	1	Nut - Hex
250	98-7759	1	Pipe-Drain

Ref. No.	Part No.	Qty.	Description
260	98-9712	1	Band-Cover
270	105-2886	1	Cover ASM

PROTOTYPE

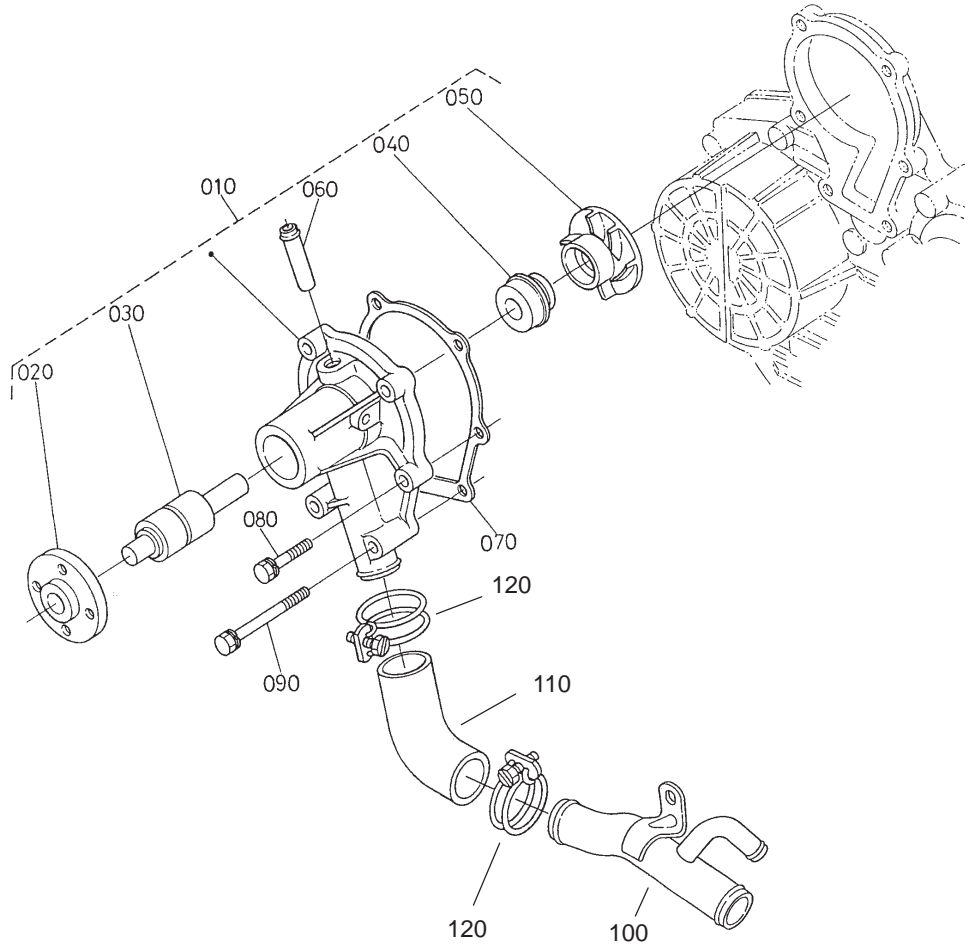


Sheet No.:75

Water Flange and Thermostat Assembly

Ref. No.	Part No.	Qty.	Description
010	98-9713	1	Water Flange ASM
020	98-9580	1	Pipe-Return, Water
050	98-9638	1	Gasket-Flange, Water
060	98-7692	3	Bolt
070	98-9356	1	Bolt
080	98-9578	1	Pipe-Return, Water
090	98-9579	2	Band-Pipe
100	98-9719	1	Thermoswitch
110	98-7778	1	Thermostat ASM
120	98-9471	1	Cover-Thermostat
130	105-3748	1	Gasket-Thermostat
140	98-7777	2	Bolt

Ref. No.	Part No.	Qty.	Description
PROTOTYPE			

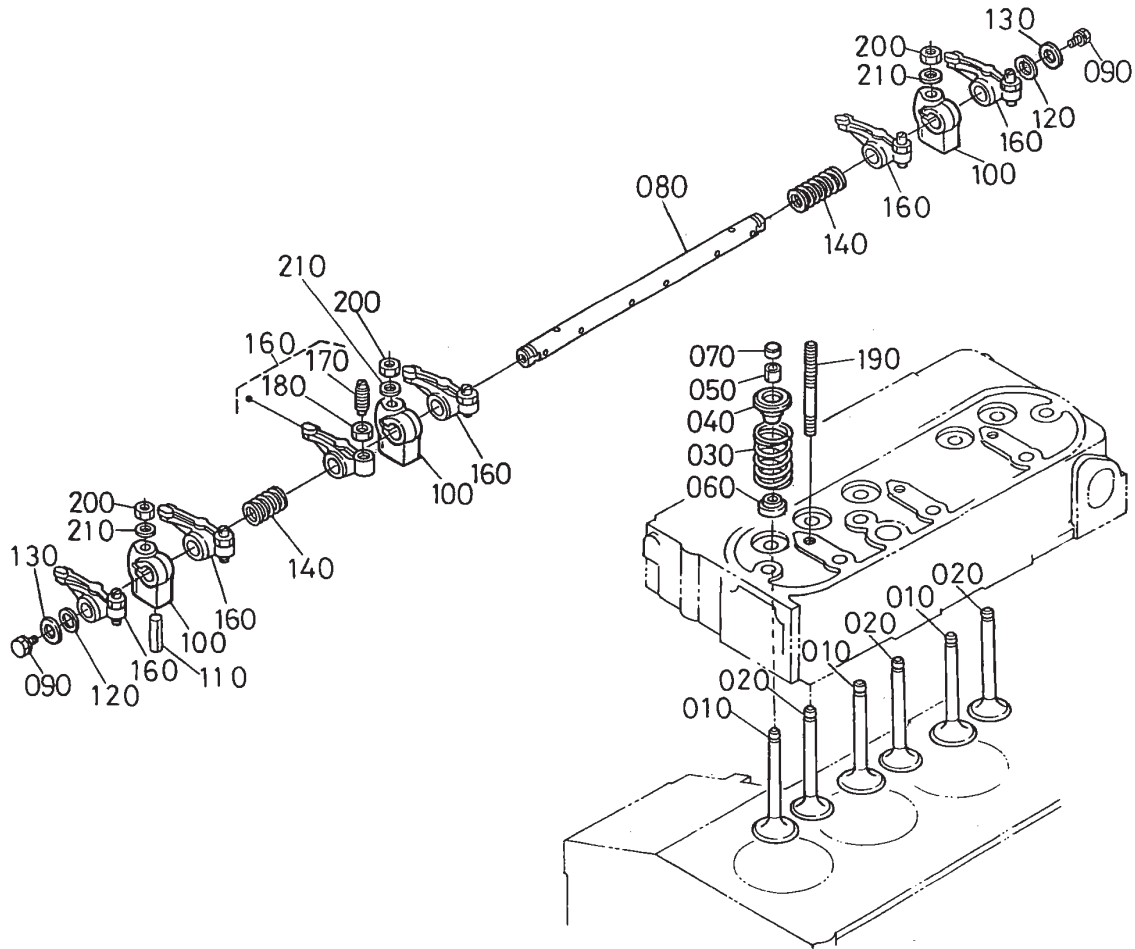


Sheet No.:76

Water pump and Water Pipe Assembly

Ref. No.	Part No.	Qty.	Description	Ref. No.	Part No.	Qty.	Description
010	98-9575	1	Water Pump ASM				
020	98-9582	1	Flange-Pump, Water				
030	98-9583	1	Bearing				
040	98-9576	1	Mechanical Seal ASM				
050	98-9581	1	Impeller-Pump, Water				
060	98-9577	1	Pipe-Return, Water				
070	98-9632	1	Gasket, Water Pump				
080	105-3789	1	Bolt				
090	98-9357	4	Bolt				
100	98-9716	1	Pipe-Water				
110	98-9574	1	Pipe-Water				
120	98-9717	2	Clamp				

PROTOTYPE

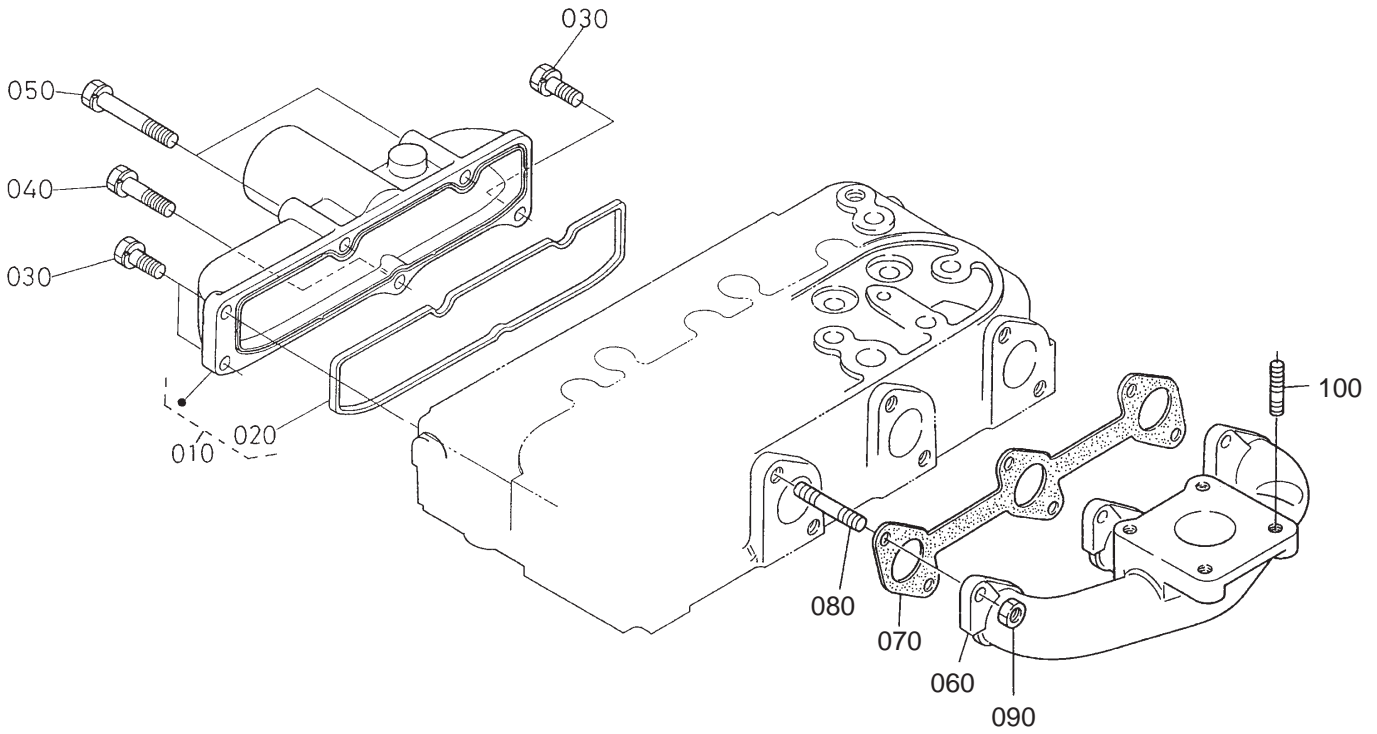


Sheet No.:77

Valve and Rocker Arm Assembly

Ref. No.	Part No.	Qty.	Description
010	98-9494	3	Valve-Inlet
020	98-9495	3	Valve, Exhaust
030	98-9648	6	Spring, Valve
040	98-9498	6	Retainer-Valve
050	98-9390	6	Collet-Set, Valve Spring
060	99-8385	6	Seat-Stem, Valve
070	98-9497	6	Cap-Valve
080	105-3790	1	R-Arm Shaft ASM
090	100-9265	2	Bolt
100	98-9505	3	Bracket-Arm, Rocker
110	98-7602	1	Pin-Spring
120	98-9507	2	Washer-Shaft, R-Arm
130	3256-1	2	Washer-Flat
140	98-9504	2	Spring-Arm, Rocker
160	98-9501	6	Rocker Arm ASM
170	98-9502	6	Screw, Adjusting
180	98-9503	6	Nut
190	98-9506	3	Stud
200	98-9393	3	Nut
210	98-9385	3	Washer - Flat

Ref. No.	Part No.	Qty.	Description
PROTOTYPE			



Sheet No.:78

Inlet and Exhaust Manifold Assembly

Ref. No.	Part No.	Qty.	Description
010	105-3791	1	Inlet Manifold ASM
020	98-9609	1	Gasket
030	98-7605	3	Bolt
040	98-9353	1	Bolt
060	98-9718	1	Manifold – Exhaust
070	98-9610	1	Gasket
080	98-9588	6	Stud
090	98-9665	6	Nut
100	98-7769	4	Stud

Ref. No.	Part No.	Qty.	Description

PROTOTYPE



PROTOTYPE