



Bagger Kit

For 22" Steel Deck Lawn Mowers

Model No. 59301

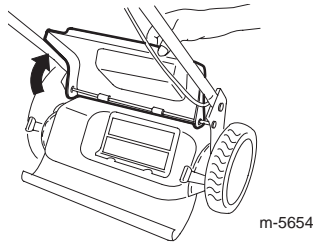
Form No. 3327-841

Installation Instructions

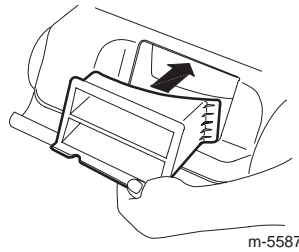
The grass bag is fully assembled and ready to use.

Installing and Removing the Grass Bag

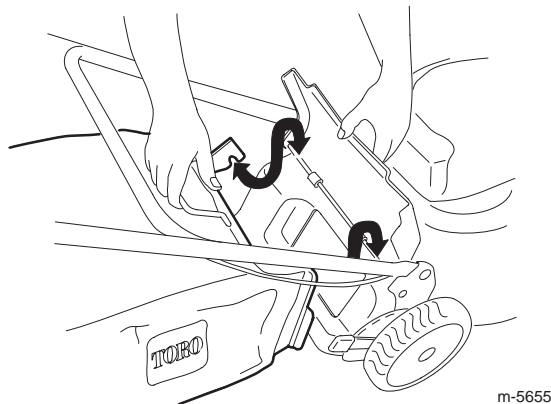
1. Open the rear door.



2. Remove the rear discharge plug.



3. Install the bag over the door rod.



4. To remove the bag, reverse the steps above.



Warning



To avoid personal injury, never recycle the grass without the rear discharge plug in place.