



Groundsmaster[®] 4000-D

Traction Unit

Model No. 30410-220000201 and Up

Parts Catalog

Ordering Replacement Parts

To order replacement parts, please supply: the part number, the quantity, and the description of each part desired.

Understanding Reference Numbers

Each identified part in an illustration has a reference number. The reference number for a part also appears in the parts list, along with other information about the part.

This catalog uses two special reference number formats, one to indicate parts in a service assembly and another to indicate the quantity of a given part in an illustration.

Service Assembly Reference Numbers

Parts in service assemblies have reference numbers in the form **a:b**. The **a** represents the reference number of the entire service assembly and the **b** represents a sequential number unique to each part within the service assembly.

For example, a wheel assembly might be identified by reference number **6**, the tire by **6:1**, the valve by **6:2**, and the wheel by **6:3**. When you order the assembly identified by reference number **6**, you receive all parts identified by reference numbers **6:1**, **6:2**, and **6:3**. However, you may also order any part individually.

Reference numbers of this type appear in illustrations and in part lists.

Reference Numbers Indicating Quantity

In an illustration, if a reference number indicates more than one part, the reference number has the form **nX y**. The **n** represents the quantity of the part, the **X** is the multiplication symbol, and the **y** represents the reference number.

For example, in an illustration, the reference number **2X 37** means that two of the parts identified by reference number **37** are indicated.

Contents

| Description | Page | Description | Page |
|---|------|---|------|
| Frame, Rear Axle Mount and Bumper Assembly | 4 | Rear Axle Assembly No. 100–3784 (Continued) | |
| Manifold Assembly No. 100–3054 | 5 | Bevel Gear Case Assembly | 60 |
| Rear 4WD Axle and Tire Assembly | 6 | Rear Axle Assembly No. 100–3784 (Continued) | |
| Motor Assembly No. 104–0764 | 7 | Bevel Gear Shaft Assembly | 61 |
| Hydraulic Cylinder Assembly | 8 | Rear Axle Assembly No. 100–3784 (Continued) | |
| Planetary, Brake and Tire Assembly | 9 | Axle Case Assembly | 62 |
| Planetary Assembly No. 104–0722–03 | 11 | Rear Axle Assembly No. 100–3784 (Continued) | |
| RH Brake Assembly No. 100–3069 | 12 | Axle Assembly | 63 |
| Motor Assembly No. 100–3052 | 13 | Front Deck, Idler and Skid Assembly | 64 |
| LH Brake Assembly No. 100–3070 | 14 | Spindle Assembly No. 104–3530 (Front Deck) | 65 |
| PTO Manifold Assembly No. 100–3055 | 15 | Spindle Assembly No. 104–3531 (Front Deck) | 66 |
| PTO Manifold Assembly No. 105–4562 | 16 | Castor Arm and Tire Assembly (Front Deck) | 67 |
| Steering Tower Assembly | 19 | Spindle Assembly (Front Deck) | 68 |
| Steering Valve Assembly No. 104–2213 | 21 | Rear Discharge Chamber and Cover Assembly (Front Deck) | 69 |
| Traction Pedal and Linkage Assembly | 22 | RH Deck, Idler and Skid Assembly | 70 |
| Brake Pedal and Linkage Assembly | 23 | Spindle Assembly No. 104–3532 (RH and LH Deck) | 71 |
| Control Console and Tool Box Assembly | 24 | Castor Arm and Tire Assembly (RH and LH Deck) | 72 |
| Control Console Assembly | 25 | Spindle Assembly (RH and LH Deck) | 73 |
| Control Valve Assembly No. 105–4563 | 27 | Rear Discharge Chamber and Cover Assembly (RH Deck) | 74 |
| Fuel Tank, Battery and Roll Over Protection System (ROPS) Assembly | 29 | LH Deck, Idler and Skid Assembly | 75 |
| Front Deck Lift Arm and Cylinder Assembly | 30 | Rear Discharge Chamber and Cover Assembly (LH Deck) | 76 |
| Hydraulic Cylinder Assembly No. 100–3016 | 32 | Electrical Schematic | 77 |
| Motor Assembly No. 99–5489 | 33 | Hydraulic Schematic | 78 |
| Side Deck Lift Arm, Cylinder and Latch Assembly | 34 | Crankcase Assembly | 79 |
| Hydraulic Cylinder Assembly No. 99–5496 | 35 | Oil Pan Assembly | 80 |
| Side Deck Lift Arm and Damper Assembly | 36 | Cylinder Head Assembly | 81 |
| Hood and Screen Assembly | 38 | Gear Case Assembly | 82 |
| Air Cleaner and Muffler Assembly | 39 | Head Cover Assembly | 83 |
| Air Cleaner Assembly No. 99–5410 | 40 | Oil Filter Assembly | 84 |
| Filter Assembly No. 98–9305 | 41 | Dipstick and Guide Assembly | 85 |
| Radiator, Oil Cooler and Support Assembly | 42 | Oil Pump Assembly | 86 |
| Engine and Mount Assembly | 43 | Breather Assembly | 87 |
| Fan Drive and Flywheel Assembly | 44 | Main Bearing Case | 88 |
| Hydraulic Reservoir and Filter Assembly | 45 | Camshaft and Idler Gear Shaft Assembly | 89 |
| Filter Manifold Assembly No. 100–5558 | 46 | Piston and Crankshaft Assembly | 90 |
| Pump Installation and Filter Assembly | 47 | Flywheel Assembly | 92 |
| Gear Pump Assembly No. 100–3051 | 48 | Fuel Camshaft and Governor Shaft Assembly | 93 |
| Piston Pump Assembly No. 105–4567 | 50 | Engine Stop Lever Assembly | 94 |
| Manual Servo Control Assembly No. 93–6306 | 52 | Injection Pump Assembly | 95 |
| Traction Hydraulic Plumbing Assembly | 53 | Injection Pump Component Parts Assembly | 96 |
| PTO Hydraulic Plumbing Assembly | 54 | Governor Assembly | 97 |
| Lift Arm Hydraulic Plumbing Assembly | 55 | Speed Control Plate Assembly | 98 |
| Steering Hydraulic Plumbing Assembly | 56 | Nozzle Holder and Glow Plug Assembly | 99 |
| Rear Axle Assembly No. 100–3784 | | Fuel Filter and Fuel Pump | 100 |
| Bevel Pinion Shaft Assembly | 57 | Alternator and Pulley Assembly | 101 |
| Rear Axle Assembly No. 100–3784 (Continued) | | Alternator Component Parts Assembly | 102 |
| Differential Assembly | 58 | | |
| Rear Axle Assembly No. 100–3784 (Continued) | | | |
| Axle Support Assembly | 59 | | |

Contents (Continued)

| Description | Page | Description | Page |
|--|------|--|------|
| Starter Assembly | 104 | Inlet Manifold Assembly | 112 |
| Starter Component Parts Assembly | 105 | Exhaust Manifold Assembly | 113 |
| Oil Switch / Thermometer and Plug Assembly . | 106 | Turbo Charger Assembly | 114 |
| Water Flange and Thermostat Assembly | 107 | Oil Pipe (Turbo Charger) Assembly | 115 |
| Water Pump Assembly | 108 | Oil Cooler Assembly | 116 |
| Water Pipe Assembly | 109 | Muffler Gasket and Glow Controller | 117 |
| Fan Assembly | 110 | Label and Operators Manual | 118 |
| Valve and Rocker Arm Assembly | 111 | Gasket Kit | 119 |

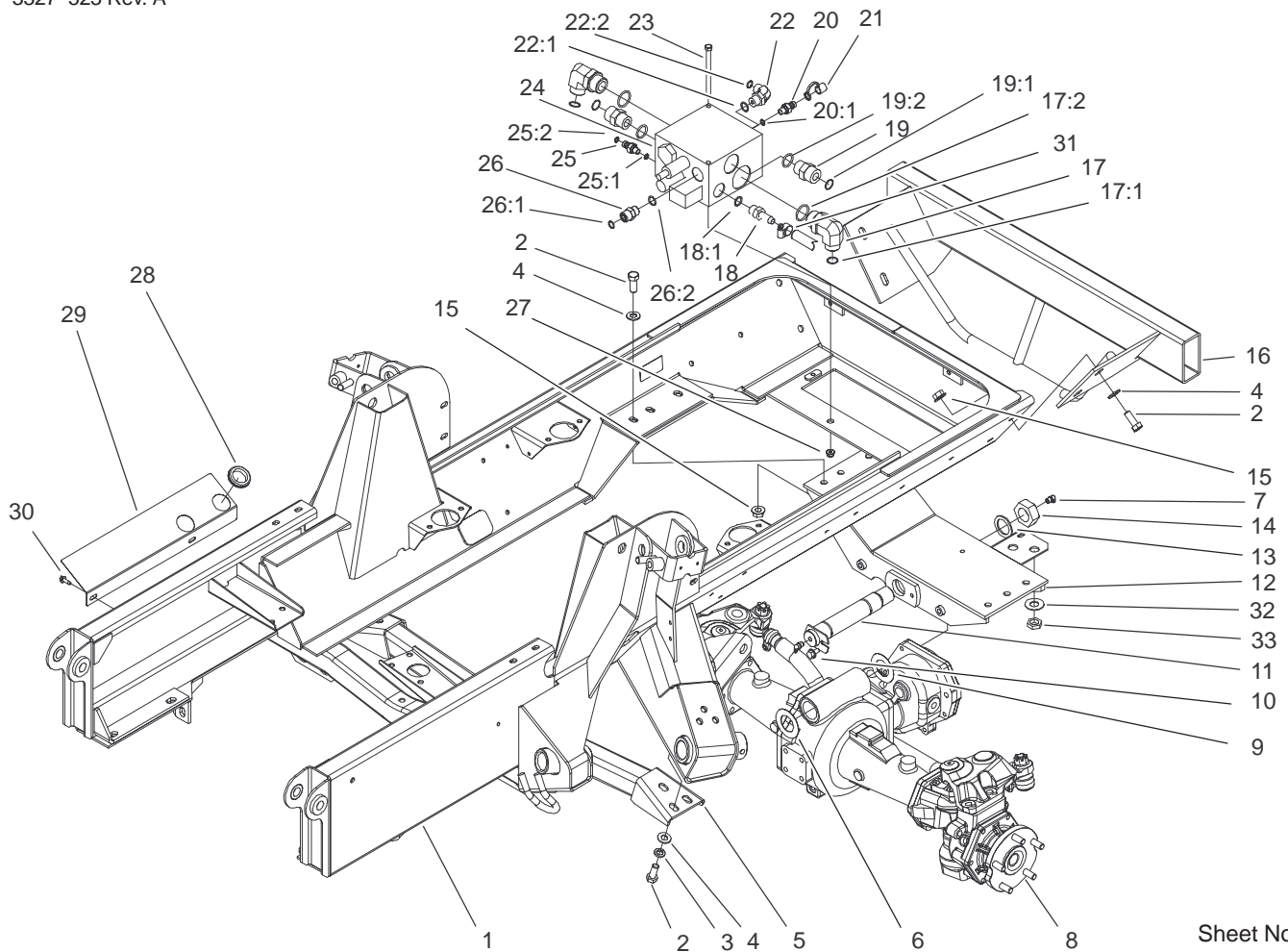
Accessories

| Description | Model / Part No. | Description | Model / Part No. |
|--|------------------|--------------------------------------|------------------|
| Guardian Recycler Conversion Kit | 30420 | Deluxe Grammer Seat Suspension | 30396 |
| Speed Control Kit | 30421 | Road Light Kit | 30428 |
| Center Cutting Unit | 30417 | Air Conditioner Mounting Kit | 30427 |
| Left Cutting | 30416 | Rotary Broom | 30426 |
| Right Cutting | 30415 | Debris Blower | 30425 |
| Seat Kit | 30398 | Test Box – Switch | 105–2811 |
| Armrest Kit | 30707 | | |

Part Description Abbreviations

Part descriptions in this catalog may include the following abbreviations.

| Abbreviation | Meaning | Abbreviation | Meaning |
|--------------|-----------------------------------|--------------|-------------------------|
| AR | as required | HYD | hydraulic |
| ASM | assembly | INC | incorporated |
| CARR | carriage | LH | left hand |
| DEG | degrees | NI | nylon insert |
| FH | flat head | PPH | Phillips pan head |
| GA | gauge | PTH | Phillips truss head |
| HF | hex flange | PTO | power take off |
| HH | hex head | RH | right hand |
| HHF | hex head flange | SFH | slotted fillister head |
| HLH | hex lag head | SHH | slotted hex head |
| HJ | hex jam | SQH | square head |
| HOC | height-of-cut | SHWH | slotted hex washer head |
| HS | hex socket | SPH | slotted pan head |
| HSBH | hex socket button head | SRH | slotted round head |
| HSFH | hex socket flat head | STD | standard |
| HSH | hex socket head | TAP | self tapping |
| HWH | hex washer head | TTH | Torx truss head |
| HWHTF | hex washer head thread forming | WH | wing head |

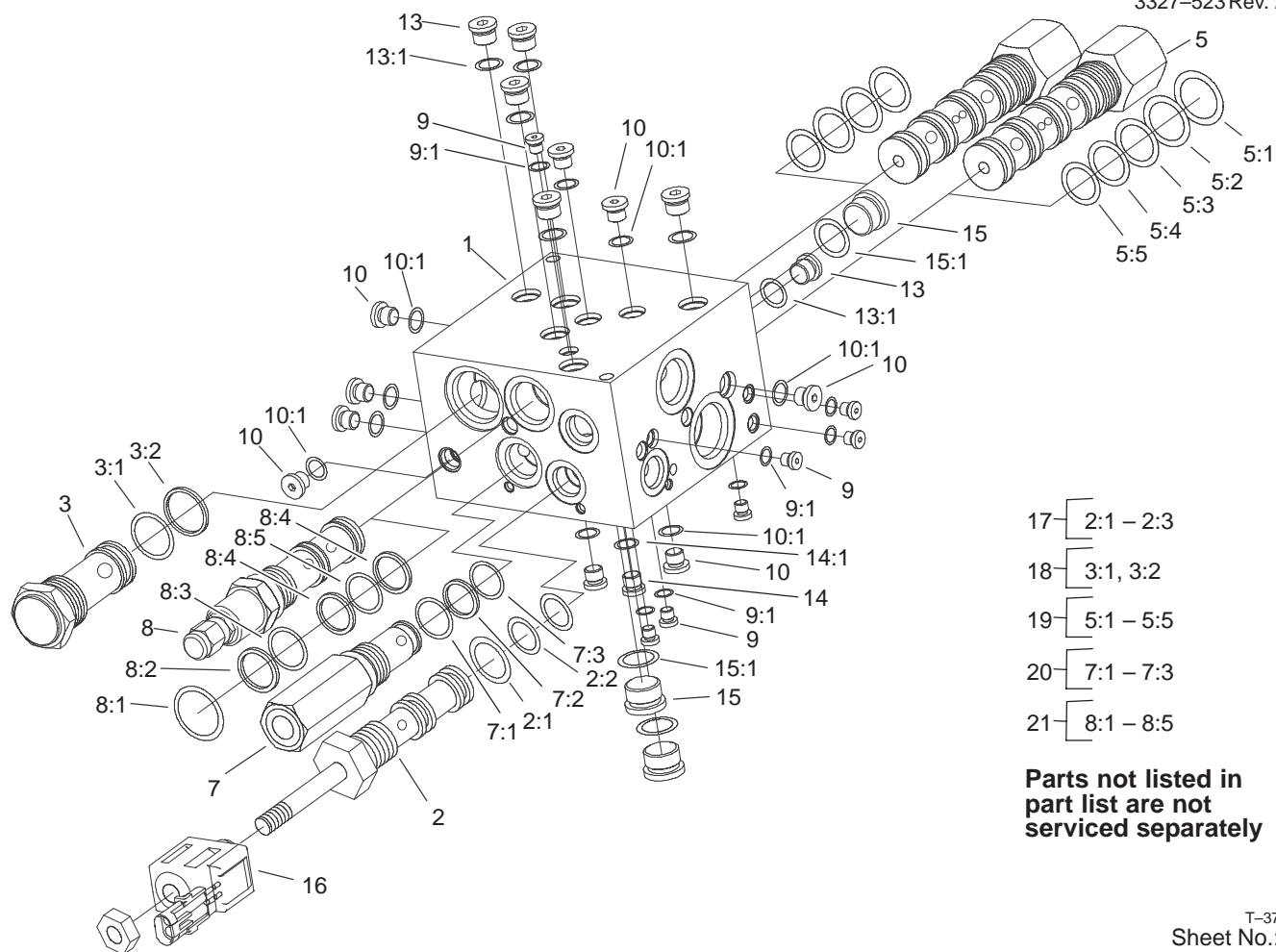


Sheet No.:2

Frame, Rear Axle Mount and Bumper Assembly

| Ref. No. | Part No. | Qty. | Description |
|----------|-------------|------|-----------------------|
| 1 | 99-5450-03 | 1 | Frame ASM |
| 2 | 325-5 | 16 | Screw-HH |
| 3 | 3253-7 | 6 | Washer-Lock |
| 4 | 3256-26 | 16 | Washer-Flat |
| 5 | 100-8100-03 | 1 | Support Frame ASM |
| 6 | 99-8432 | 1 | Washer-Thrust |
| 7 | 302-33 | 2 | Fitting-Grease |
| 8 | 100-3784 | 1 | Drive Axle ASM |
| 9 | 99-8431 | 1 | Washer-Thrust |
| 10 | 32144-14 | 1 | Screw-HWH |
| 11 | 98-7077 | 1 | Pin-Axle, Rear |
| 12 | 100-3126-03 | 1 | Rear Mount ASM |
| 13 | 92-1765 | 1 | Washer-Thrust |
| 14 | 3296-68 | 1 | Nut-Lock NI |
| 15 | 32128-23 | 10 | Nut-HF |
| 16 | 104-7505-03 | 1 | Bumper ASM |
| 17 | 340-15 | 2 | Adapter |
| 17:1 | 237-58 | 1 | O-Ring |
| 17:2 | 237-146 | 1 | O-Ring |
| 18 | 354-121 | 1 | Fitting-HYD, Straight |
| 18:1 | 237-79 | 1 | O-Ring |
| 19 | 340-9 | 2 | Fitting-Straight |
| 19:1 | 237-58 | 1 | O-Ring |
| 19:2 | 237-81 | 1 | O-Ring |
| 20 | 354-77 | 1 | Fitting-Quick |
| 20:1 | 237-78 | 1 | O-Ring |

| Ref. No. | Part No. | Qty. | Description |
|----------|-------------|------|-----------------------|
| 21 | 354-79 | 1 | Cap-Dust, Yellow |
| 22 | 340-98 | 1 | Fitting-HYD, 90° |
| 22:1 | 237-79 | 1 | O-Ring |
| 22:2 | 237-30 | 1 | O-Ring |
| 23 | 322-29 | 2 | Screw-HH |
| 24 | 100-3054 | 1 | Manifold-4wd |
| 25 | 340-92 | 1 | Fitting-HYD, Straight |
| 25:1 | 237-78 | 1 | O-Ring |
| 25:2 | 237-21 | 1 | O-Ring |
| 26 | 340-4 | 1 | Adapter |
| 26:1 | 237-30 | 1 | O-Ring |
| 26:2 | 237-79 | 1 | O-Ring |
| 27 | 104-8300 | 2 | Nut-Flange, NI |
| 28 | 240-3 | 2 | Grommet-Rubber |
| 29 | 104-3562-03 | 1 | Shield-Splash |
| 30 | 32104-95 | 2 | Screw-HWH |
| 31 | 2412-36 | 1 | Clamp-Hose |
| 32 | 69-8940 | 2 | Washer |
| 33 | 340-70 | 2 | Locknut-Bulkhead |

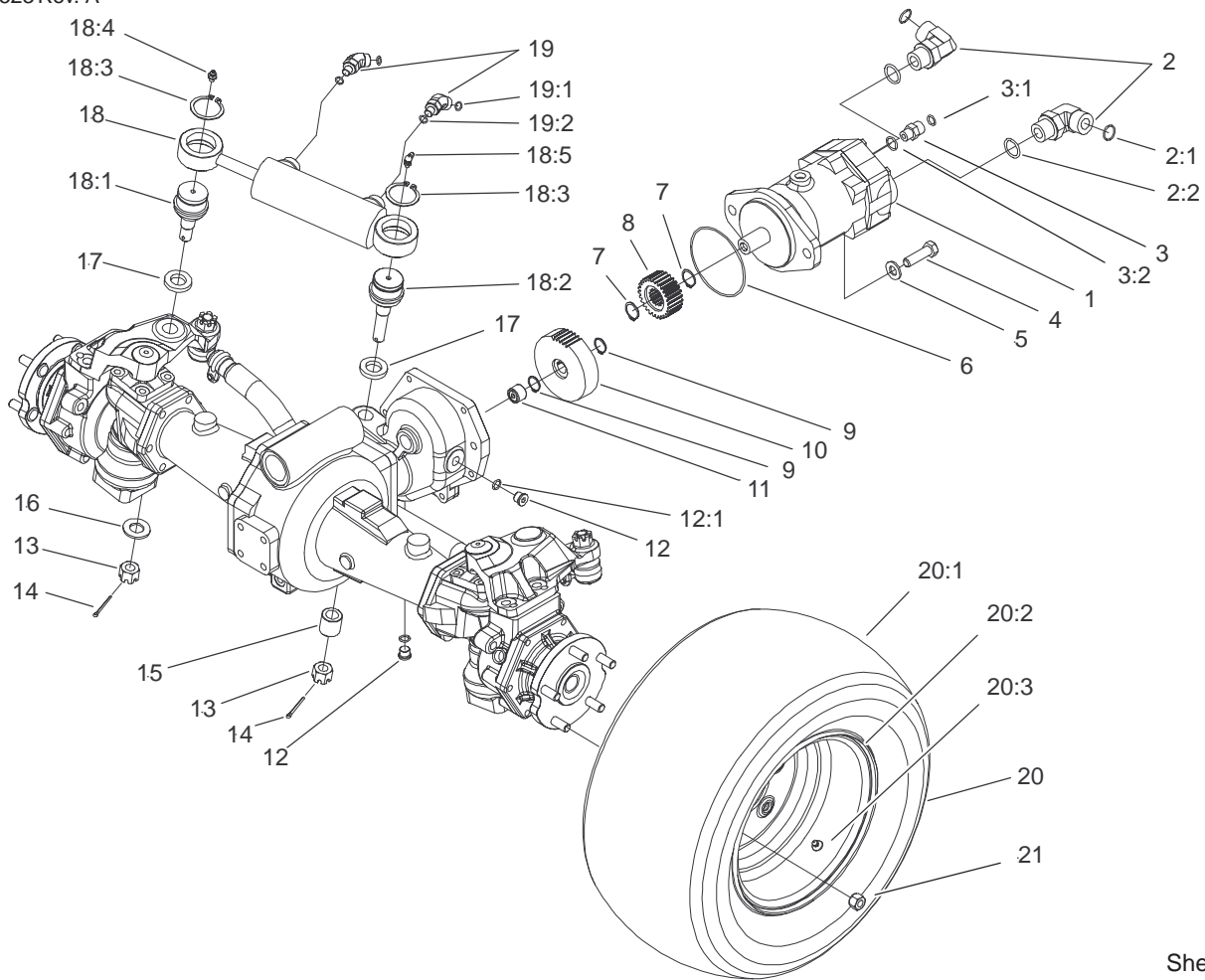


T-3767
Sheet No.:A1

Manifold Assembly No. 100-3054

| Ref. No. | Part No. | Qty. | Description | Ref. No. | Part No. | Qty. | Description |
|----------|----------|------|------------------|----------|----------|------|-------------|
| ☆1 | | 1 | Manifold | | | | |
| 2 | 104-8603 | 1 | Valve-Solenoid | | | | |
| 3 | 104-8604 | 1 | Valve-Check | | | | |
| 5 | 104-8605 | 2 | Valve-Control | | | | |
| 7 | 99-5508 | 1 | Valve-Relief | | | | |
| 8 | 99-5509 | 1 | Valve-Reducing | | | | |
| 9 | 353-991 | 7 | Plug-Hex, Hollow | | | | |
| 9:1 | 237-156 | 1 | O-Ring | | | | |
| 10 | 354-137 | 8 | Plug | | | | |
| 13 | 353-989 | 6 | Plug-Hex, Hollow | | | | |
| 13:1 | 237-42 | 1 | O-Ring | | | | |
| 14 | 353-990 | 2 | Plug | | | | |
| 14:1 | 237-78 | 1 | O-Ring | | | | |
| 15 | 354-70 | 3 | Plug-Hex, Hollow | | | | |
| 15:1 | 237-80 | 1 | O-Ring | | | | |
| 16 | 104-4264 | 1 | Coil-Solenoid | | | | |
| 17 | 99-5505 | 1 | Seal Kit | | | | |
| 18 | 99-5506 | 1 | Seal Kit | | | | |
| 19 | 99-5507 | 2 | Seal Kit | | | | |
| 20 | 99-5503 | 1 | Seal Kit | | | | |
| 21 | 104-4266 | 1 | Seal Kit | | | | |

☆ Not serviced separately



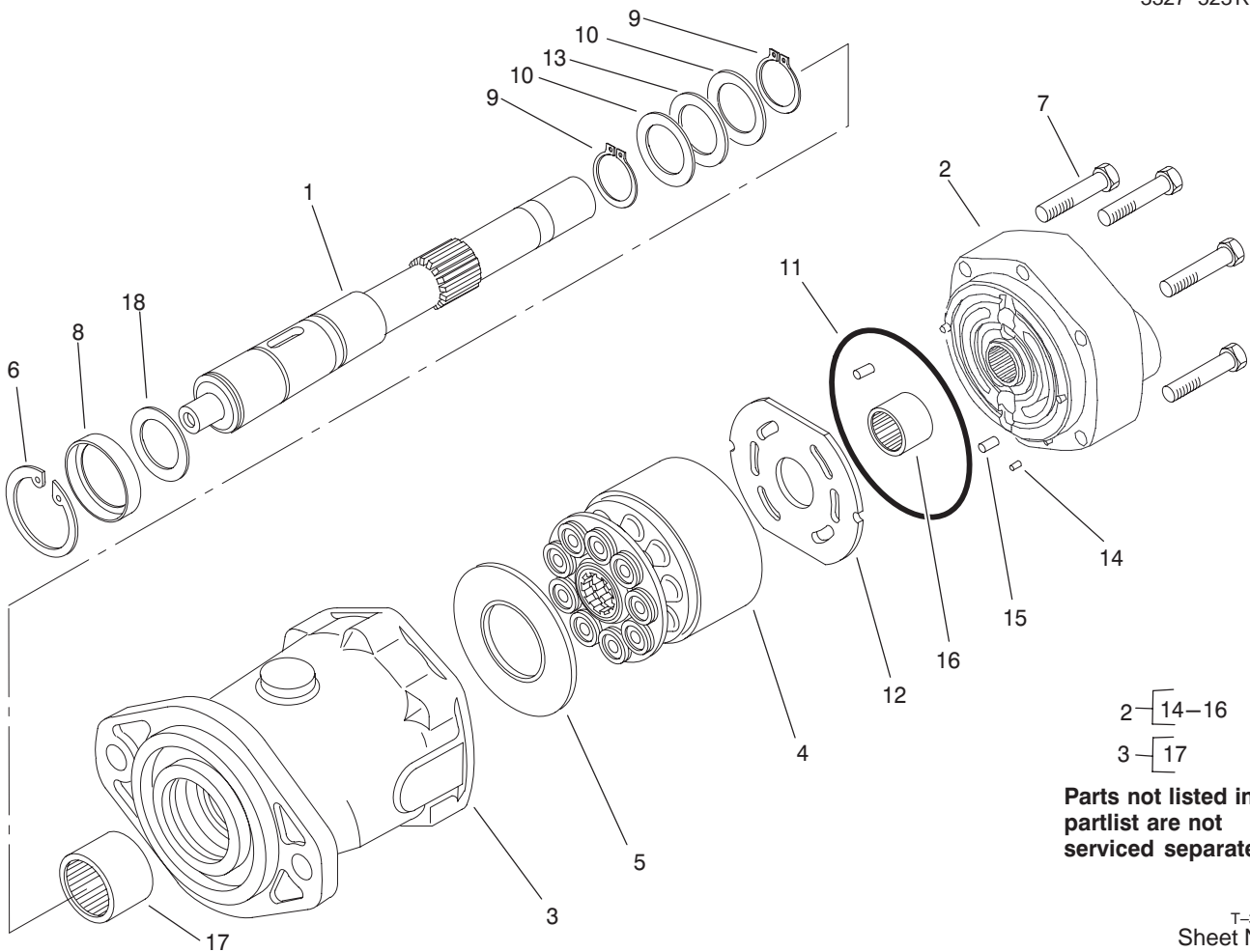
Sheet No.:3

Rear 4WD Axle and Tire Assembly

| Ref. No. | Part No. | Qty. | Description |
|----------|----------|------|------------------------|
| 1 | 104-0764 | 1 | Motor-Piston |
| 2 | 340-142 | 2 | Elbow-90° |
| 2:1 | 237-58 | 1 | O-Ring |
| 2:2 | 237-81 | 1 | O-Ring |
| 3 | 340-2 | 1 | Fitting-HYD, Straight |
| 3:1 | 237-22 | 1 | O-Ring |
| 3:2 | 237-42 | 1 | O-Ring |
| 4 | 325-7 | 2 | Screw-HH |
| 5 | 3256-26 | 2 | Washer-Flat |
| 6 | 237-166 | 1 | O-Ring |
| 7 | 32120-76 | 2 | Ring-Snap, Ext |
| 8 | 104-0755 | 1 | Pinion-27t |
| 9 | 32120-15 | 2 | Ring-Snap, Ext |
| 10 | 100-3053 | 1 | Gear-45t |
| 11 | 74-5700 | 1 | Bearing-Needle, Roller |
| 12 | 353-989 | 2 | Plug-Hex, Hollow |
| 12:1 | 237-42 | 1 | O-Ring |
| 13 | 32136-14 | 2 | Nut-SHH |
| 14 | 3272-12 | 2 | Pin-Cotter |
| 15 | 100-3796 | 1 | Spacer-Joint, Ball |
| 16 | 92-5836 | 1 | Washer-Axle |
| 17 | 92-5833 | 2 | Spacer-Joint, Ball |
| 18 | 105-0775 | 1 | Steering Cylinder ASM |
| 18:1 | 92-5838 | 1 | Joint-Ball |
| 18:2 | 100-3795 | 1 | Joint-Ball |

| Ref. No. | Part No. | Qty. | Description |
|----------|-----------|------|---------------------|
| 18:3 | 32151-104 | 2 | Ring-Retaining, Ext |
| 18:4 | 302-5 | 1 | Fitting-Grease |
| 18:5 | 302-60 | 1 | Fitting-Lube |
| 19 | 340-54 | 2 | Elbow-45° |
| 19:1 | 237-22 | 1 | O-Ring |
| 19:2 | 237-78 | 1 | O-Ring |
| ★20 | | 2 | Wheel & Tire ASM |
| 20:1 | 94-5236 | 1 | Tire |
| 20:2 | 100-2582 | 1 | Rim |
| 20:3 | 232-27 | 1 | Stem-Valve |
| 21 | 93-5268 | 10 | Nut-Lug |
| 25 | 3253-4 | 6 | Washer-Lock |
| 26 | 33114-020 | 6 | Screw-HH |

★ Not serviced separately



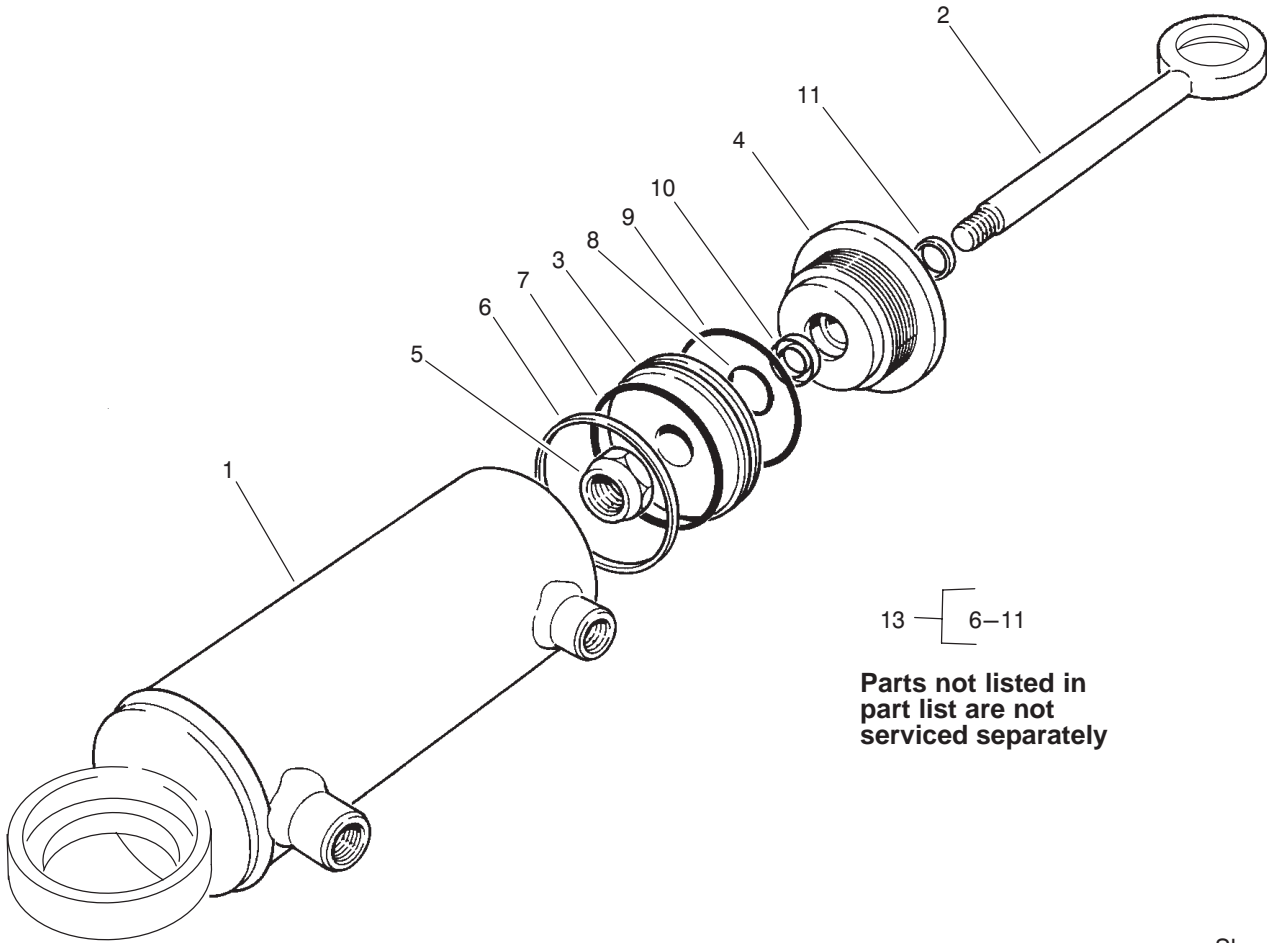
T-3496
Sheet No.:A2

Motor Assembly No. 104-0764

| Ref. No. | Part No. | Qty. | Description |
|----------|----------|------|-------------------|
| 1 | 105-2853 | 1 | Shaft-Drive |
| 2 | 105-2854 | 1 | Backplate ASM |
| 3 | 105-2855 | 1 | Housing ASM |
| 4 | 76-6910 | 1 | Rotating Kit |
| 5 | 76-6970 | 1 | Insert-Plate, Cam |
| 6 | 76-7010 | 1 | Ring-Retaining |
| 7 | 94-3002 | 6 | Capscrew |
| 8 | 105-3331 | 1 | Seal-Shaft |
| 9 | 76-7000 | 2 | Ring-Retaining |
| 10 | 76-6950 | 2 | Race-Thrust |
| 11 | 76-6980 | 1 | O-Ring |
| 12 | 94-3003 | 1 | Plate-Valve |
| 13 | 76-6960 | 1 | Bearing-Thrust |
| ★14 | | 3 | Pin-Dowel |
| ★15 | | 1 | Pin-Dowel |
| ★16 | | 1 | Bearing-Needle |
| ★17 | | 1 | Bearing-Needle |
| 18 | 60-6240 | 1 | Washer |

| Ref. No. | Part No. | Qty. | Description |
|----------|----------|------|-------------|
| | | | |
| | | | |
| | | | |
| | | | |
| | | | |

★ Not serviced separately

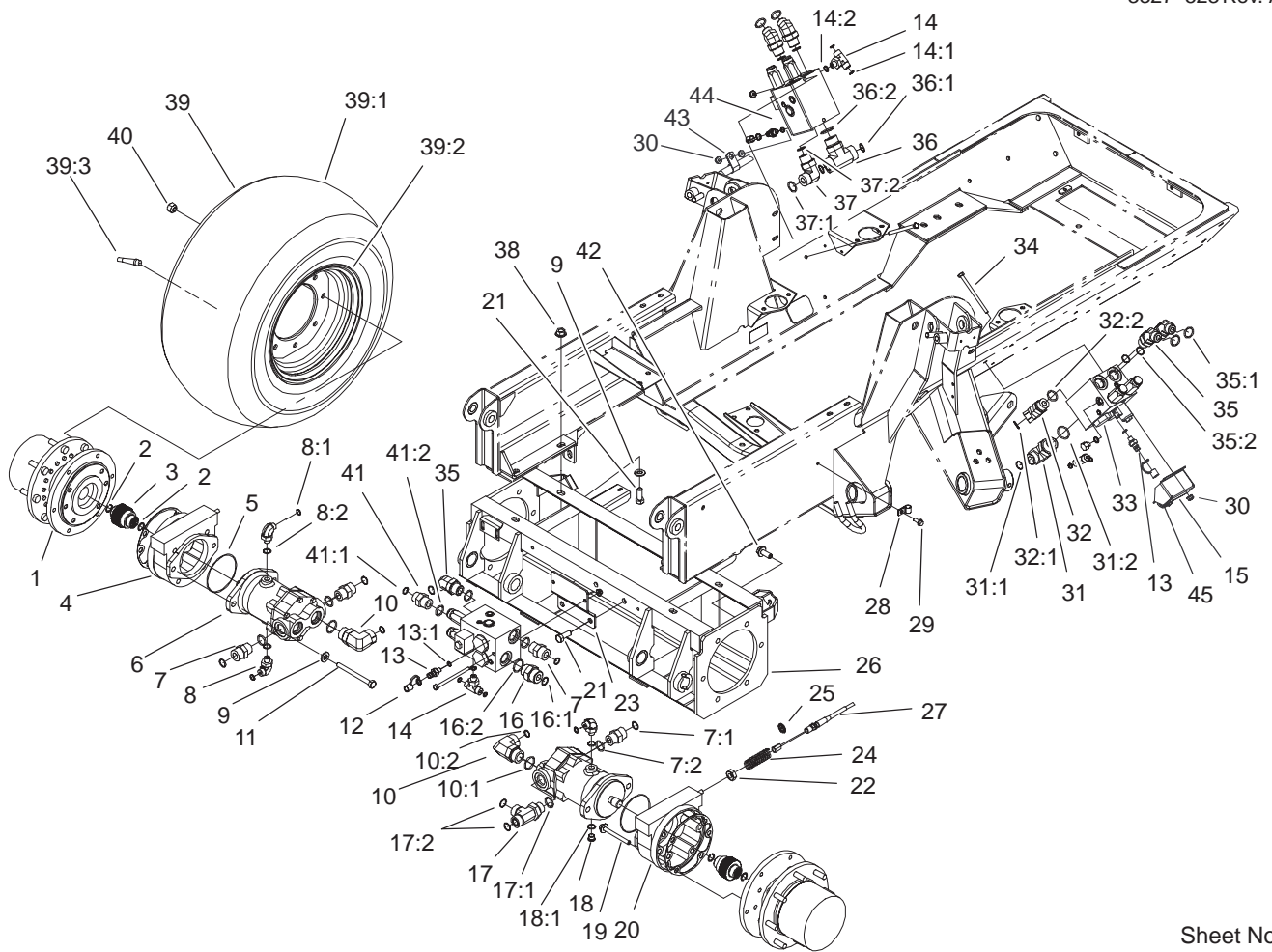


T-3527
Sheet No.:A3

Hydraulic Cylinder Assembly

| Ref. No. | Part No. | Qty. | Description |
|----------|----------|------|-----------------|
| 5 | 66-1930 | 1 | Locknut |
| 13 | 92-6593 | 1 | 4wd Packing Kit |

| Ref. No. | Part No. | Qty. | Description |
|--|----------|------|-------------|
| <p style="font-size: 48px; opacity: 0.5; font-weight: normal;">PROTOTYPE</p> | | | |

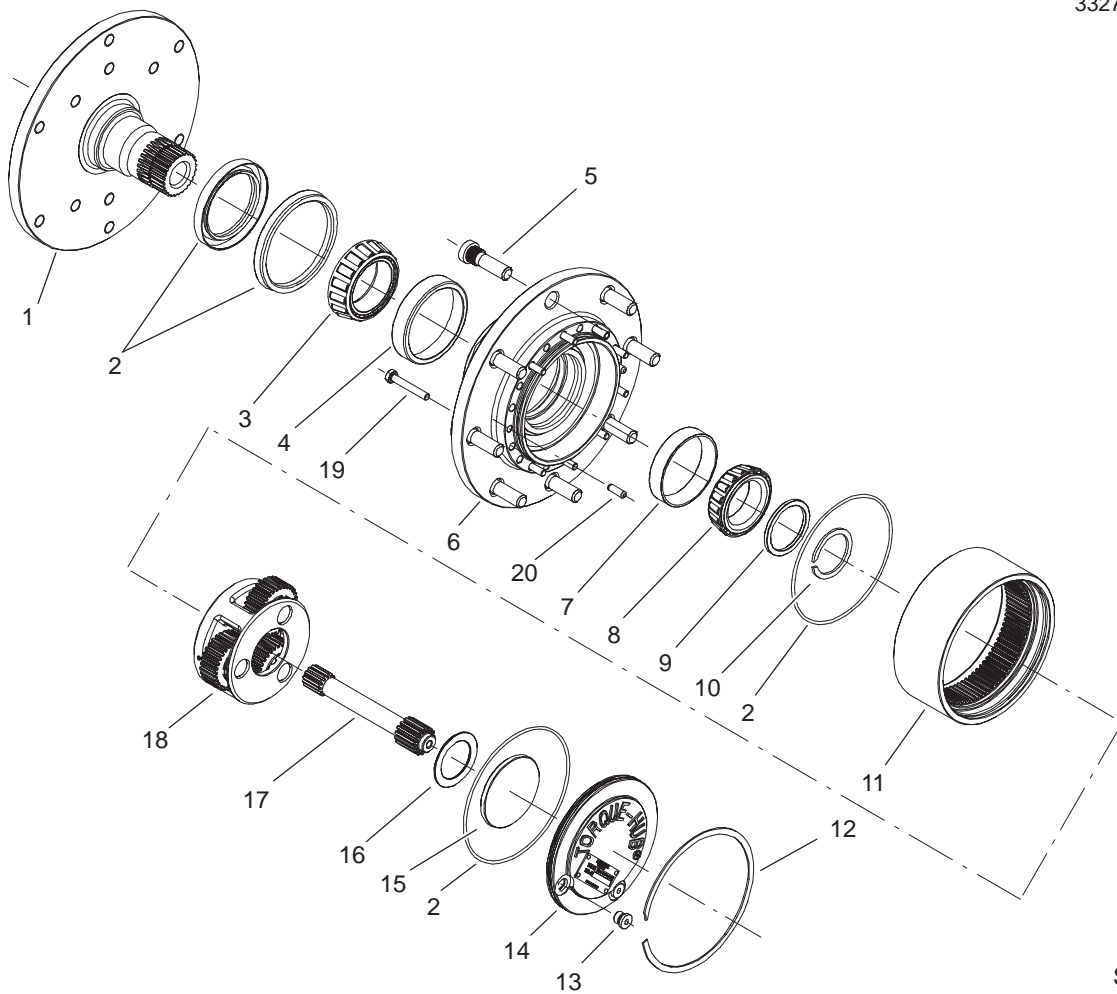


Sheet No.:4

Planetary, Brake and Tire Assembly

| Ref. No. | Part No. | Qty. | Description |
|----------|-------------|------|----------------------|
| 1 | 104-0722-03 | 2 | Planetary ASM |
| 2 | 93-7972 | 4 | Ring-Retaining, Int. |
| 3 | 100-3046 | 2 | Shaft-Splined, Brake |
| 4 | 100-3069 | 1 | RH Brake ASM |
| 5 | 237-166 | 2 | O-Ring |
| 6 | 100-3052 | 2 | Motor-Piston |
| 7 | 340-9 | 4 | Fitting-Straight |
| 7:1 | 237-58 | 1 | O-Ring |
| 7:2 | 237-81 | 1 | O-Ring |
| 8 | 340-99 | 3 | Fitting-HYD, 90° |
| 8:1 | 237-30 | 1 | O-Ring |
| 8:2 | 237-42 | 1 | O-Ring |
| 9 | 3256-26 | 10 | Washer-Flat |
| 10 | 340-129 | 2 | Elbow-90° |
| 10:1 | 237-146 | 1 | O-Ring |
| 10:2 | 340-65 | 1 | O-Ring |
| 11 | 33116-120 | 4 | Screw-HH |
| 12 | 354-79 | 3 | Cap-Dust, Yellow |
| 13 | 354-77 | 3 | Fitting-Quick |
| 13:1 | 237-78 | 1 | O-Ring |
| 14 | 340-94 | 3 | Adapter |
| 14:1 | 237-22 | 2 | O-Ring |
| 14:2 | 237-42 | 1 | O-Ring |
| 15 | 105-4583 | 3 | Shield |
| 16 | 340-91 | 1 | Adapter |
| 16:1 | 237-58 | 1 | O-Ring |

| Ref. No. | Part No. | Qty. | Description |
|----------|-------------|------|--------------------|
| 16:2 | 237-146 | 1 | O-Ring |
| 17 | 340-148 | 1 | Fitting |
| 17:1 | 237-81 | 1 | O-Ring |
| 17:2 | 237-58 | 2 | O-Ring |
| 18 | 353-989 | 1 | Plug-Hex, Hollow |
| 18:1 | 237-42 | 1 | O-Ring |
| 19 | 33106-090 | 8 | Screw-HHF |
| 20 | 100-3070 | 1 | LH Brake ASM |
| 21 | 325-5 | 8 | Screw-HH |
| 22 | 3218-4 | 2 | Nut-Jam |
| 23 | 104-0746-03 | 1 | Bracket-Manifold |
| 24 | 94-3088 | 2 | Spring-Compression |
| 25 | 94-3050 | 2 | Plate-Spring |
| 26 | 100-8080-03 | 1 | Bolt-In Frame ASM |
| 27 | 99-5501 | 2 | Brake Cable ASM |
| 28 | 2412-93 | 2 | Clamp-R |
| 29 | 32144-11 | 2 | Screw-TAP |
| 30 | 104-8300 | 7 | Nut-Flange, NI |
| 31 | 340-15 | 1 | Adapter |
| 31:1 | 237-58 | 1 | O-Ring |
| 31:2 | 237-146 | 1 | O-Ring |
| 32 | 100-5530 | 1 | Fitting-45° |
| 32:1 | 237-58 | 1 | O-Ring |
| 32:2 | 237-81 | 1 | O-Ring |
| 33 | 100-3055 | 2 | Manifold-PTO |
| 34 | 322-38 | 6 | Screw-HH |

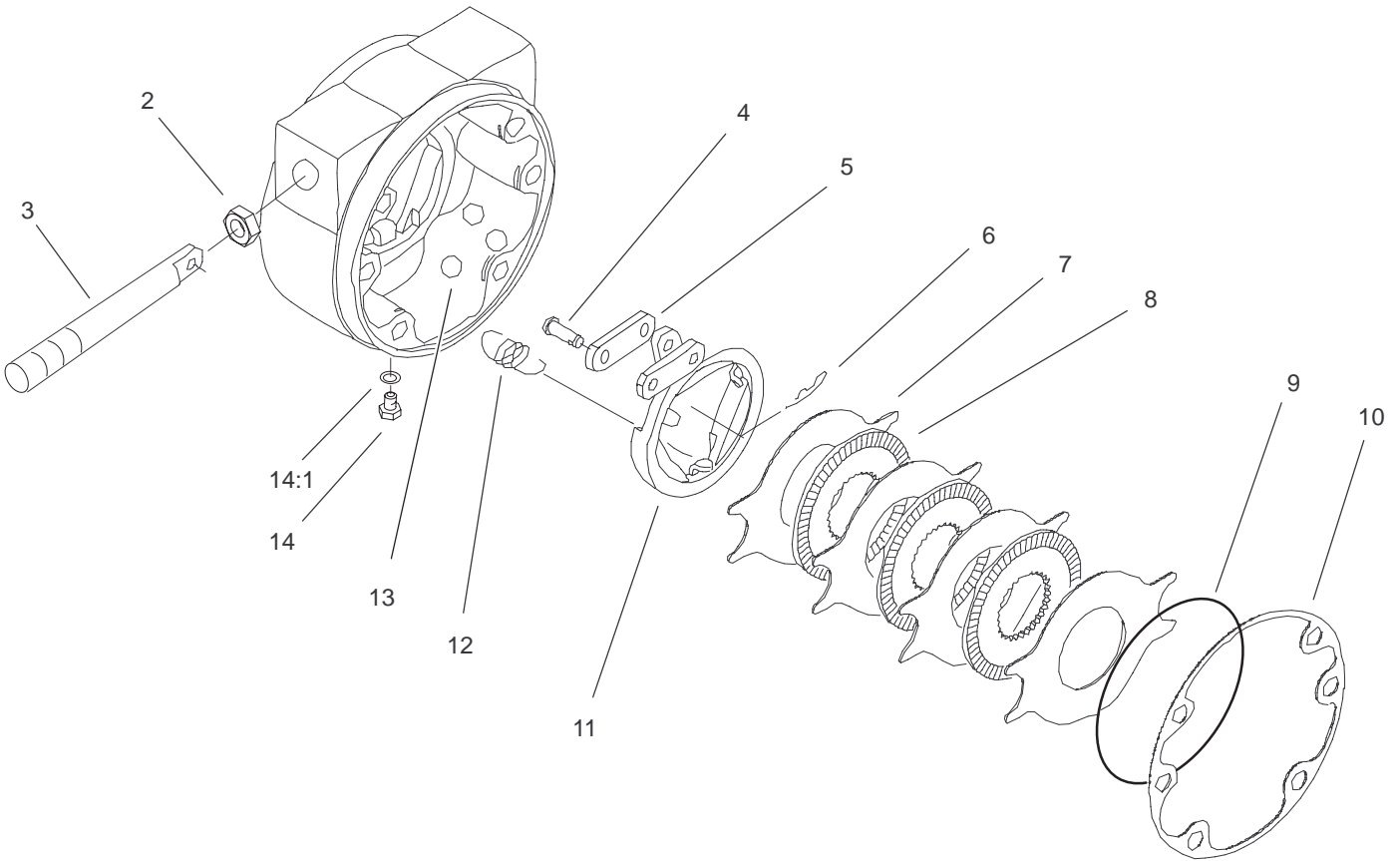


T-3758
Sheet No.:A4

Planetary Assembly No. 104-0722-03

| Ref. No. | Part No. | Qty. | Description |
|----------|----------|------|---------------------|
| 1 | 93-7450 | 1 | Spindle |
| 2 | 93-7474 | 1 | Seal Kit |
| 3 | 93-7451 | 1 | Cone-Bearing |
| 4 | 93-7452 | 1 | Cup-Bearing |
| 5 | 93-7455 | 8 | Stud-Wheel |
| 6 | 93-7453 | 1 | Housing |
| 7 | 93-7470 | 1 | Cup-Bearing |
| 8 | 93-7469 | 1 | Cone-Bearing |
| 9 | 93-7468 | 1 | Washer-Thrust |
| 10 | 93-7467 | 1 | Ring-Retaining, Ext |
| 11 | 104-4285 | 1 | Ring Gear |
| 12 | 93-7462 | 1 | Ring-Retaining, Int |
| 13 | 93-7461 | 2 | Plug-Pipe |
| 14 | 93-7458 | 1 | Plate-Cover |
| 15 | 104-4287 | 1 | Spacer-Input |
| 16 | 104-4288 | 1 | Washer-Thrust |
| 17 | 104-4286 | 1 | Shaft-Input |
| 18 | 104-4289 | 1 | Carrier ASM |
| 19 | 93-7454 | 18 | Bolt-HH |
| 20 | 93-7466 | 2 | Pin-Dowel |

| Ref. No. | Part No. | Qty. | Description |
|----------|----------|------|-------------|
| | | | |
| | | | |
| | | | |
| | | | |
| | | | |
| | | | |
| | | | |
| | | | |
| | | | |
| | | | |
| | | | |
| | | | |
| | | | |
| | | | |
| | | | |
| | | | |
| | | | |
| | | | |
| | | | |
| | | | |
| | | | |
| | | | |
| | | | |



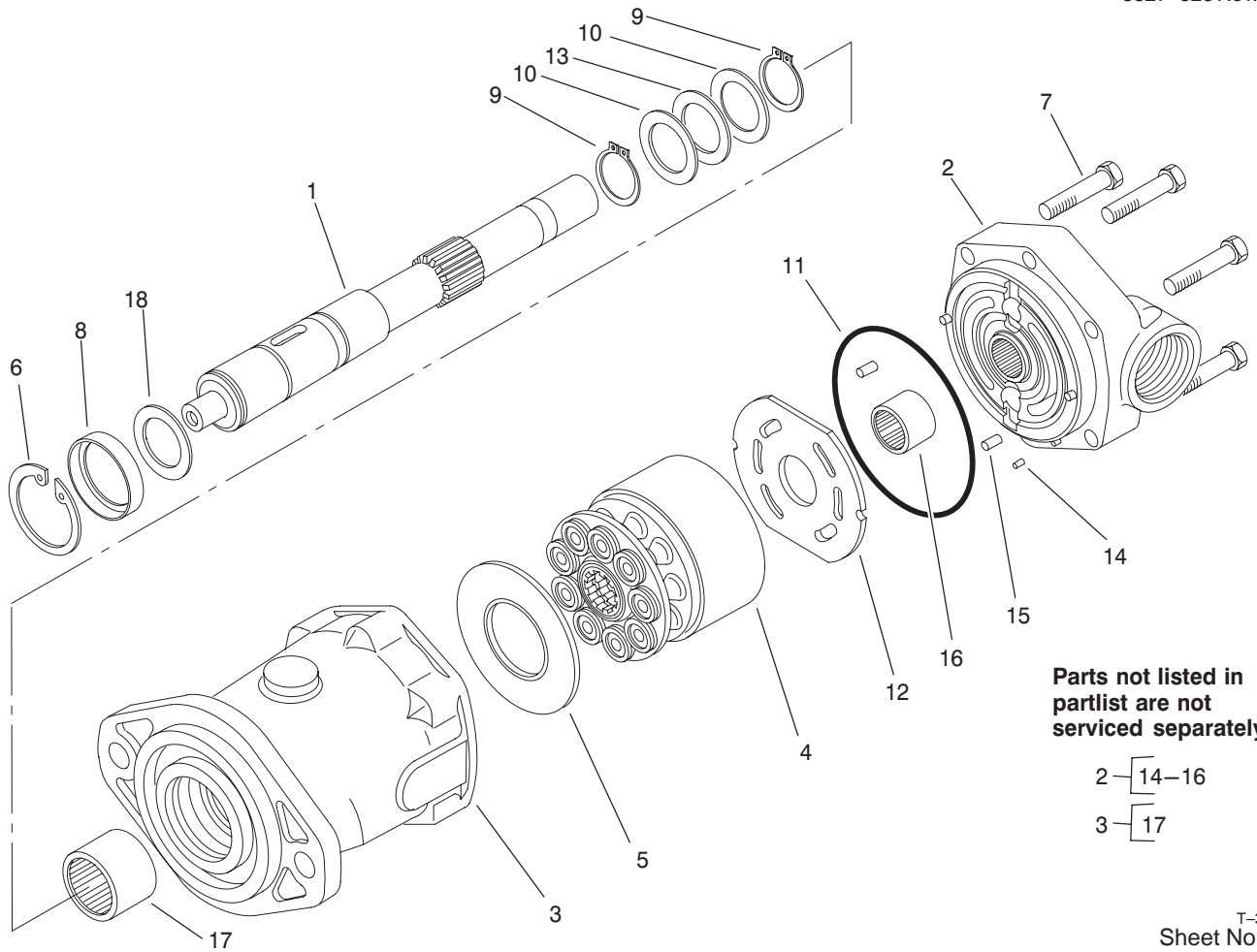
T-3759
Sheet No.:A5

RH Brake Assembly No. 100-3069

| Ref. No. | Part No. | Qty. | Description |
|----------|----------|------|-------------------|
| 2 | 93-7977 | 1 | Seal |
| 3 | 93-7978 | 1 | Rod-Pull |
| 4 | 93-7983 | 2 | Pin-Clevis |
| 5 | 93-7980 | 2 | Link |
| 6 | 93-7979 | 2 | Pin-Hitch |
| 7 | 93-7986 | 4 | Disc-Stationary |
| 8 | 104-4278 | 3 | Disc-Rotating |
| 9 | 93-7976 | 1 | Ring-Retaining |
| 10 | 93-7984 | 1 | Gasket |
| 11 | 104-4280 | 1 | Actuator-Rotating |
| 12 | 93-7987 | 3 | Spring-Extension |
| 13 | 93-7985 | 3 | Ball |
| 14 | 353-990 | 2 | Plug |
| 14:1 | 237-78 | 1 | O-Ring |

| Ref. No. | Part No. | Qty. | Description |
|----------|----------|------|-------------|
| | | | |
| | | | |
| | | | |
| | | | |
| | | | |
| | | | |
| | | | |
| | | | |
| | | | |
| | | | |

PROTOTYPE



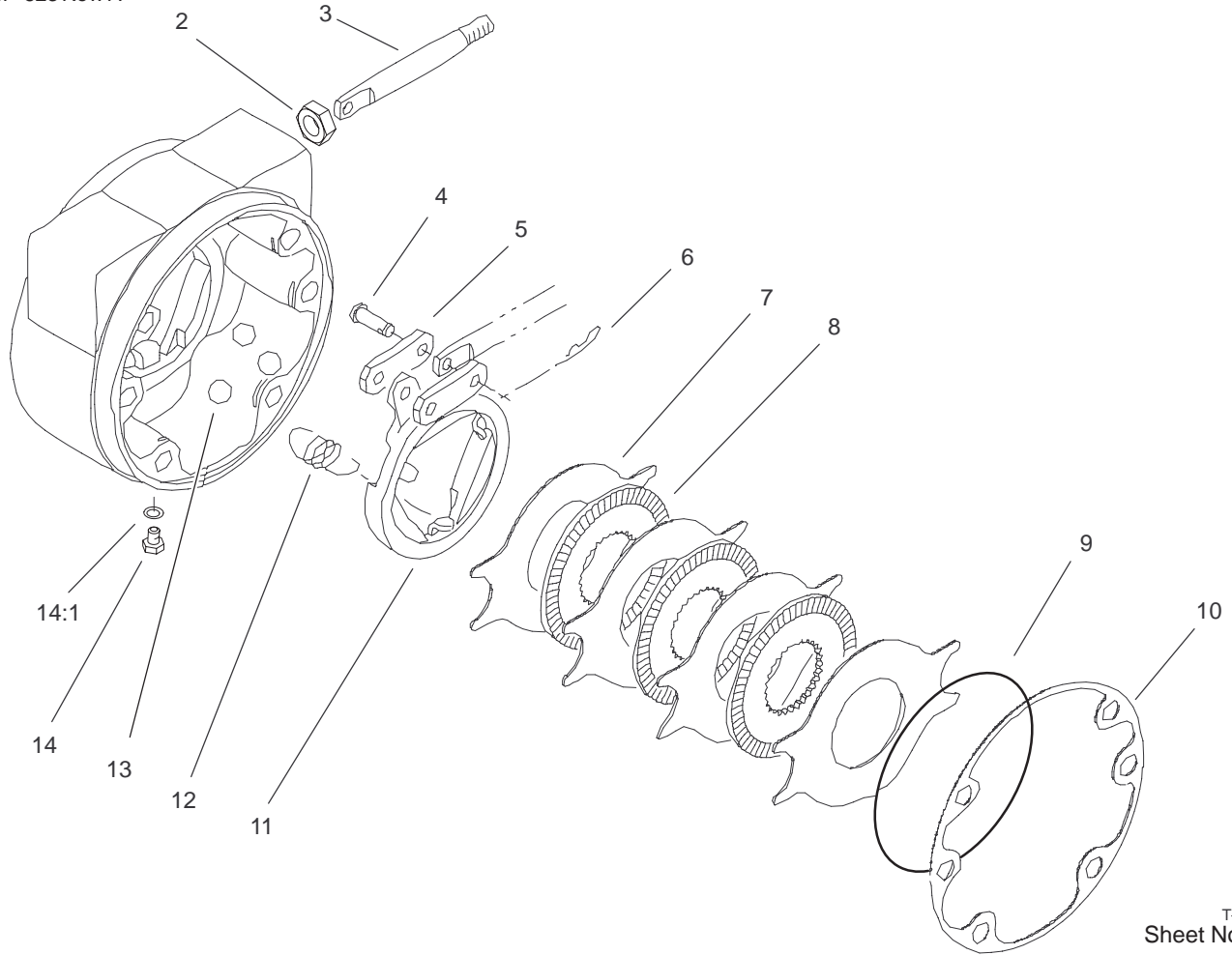
T-3496
Sheet No.:A6

Motor Assembly No. 100-3052

| Ref. No. | Part No. | Qty. | Description |
|----------|----------|------|----------------------|
| 1 | 94-3004 | 1 | Shaft-Drive, Splined |
| 2 | 105-2851 | 1 | Backplate ASM |
| 3 | 105-2852 | 1 | Housing ASM |
| 4 | 76-6910 | 1 | Rotating Kit |
| 5 | 76-6970 | 1 | Insert-Plate, Cam |
| 6 | 60-6260 | 1 | Ring |
| 7 | 94-3002 | 6 | Capscrew |
| 8 | 105-3331 | 1 | Seal-Shaft |
| 9 | 76-7000 | 2 | Ring-Retaining |
| 10 | 60-6160 | 2 | Race |
| 11 | 76-6980 | 1 | O-Ring |
| 12 | 94-3003 | 1 | Plate-Valve |
| 13 | 76-6960 | 1 | Bearing-Thrust |
| ☆14 | | 3 | Pin-Dowel |
| ☆15 | | 1 | Pin-Dowel |
| ☆16 | | 1 | Bearing-Needle |
| ☆17 | | 1 | Bearing-Needle |
| 18 | 60-6240 | 1 | Washer |

| Ref. No. | Part No. | Qty. | Description |
|----------|----------|------|-------------|
| | | | |
| | | | |
| | | | |
| | | | |

☆ Not serviced separately



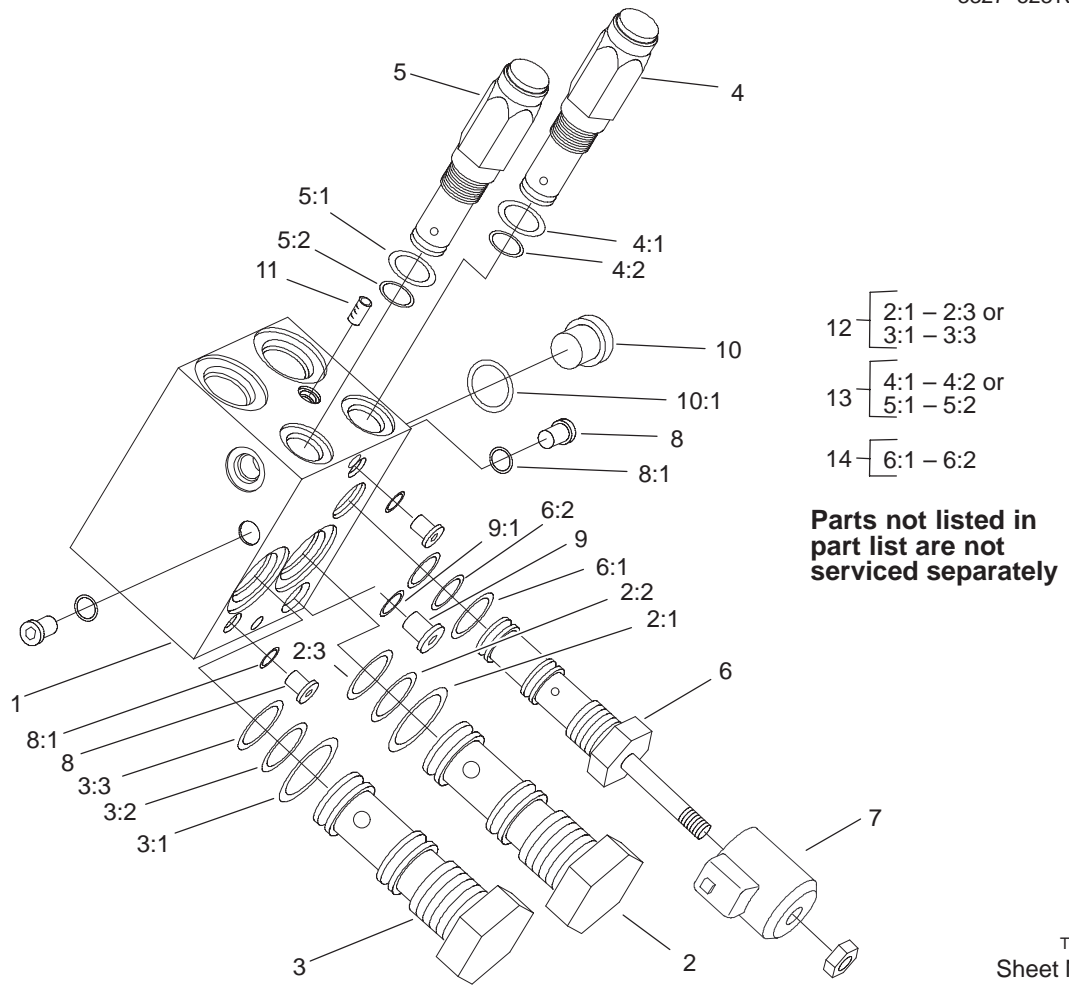
T-3760
Sheet No.:A7

LH Brake Assembly No. 100-3070

| Ref. No. | Part No. | Qty. | Description |
|----------|----------|------|-------------------|
| 2 | 93-7977 | 1 | Seal |
| 3 | 93-7978 | 1 | Rod-Pull |
| 4 | 93-7983 | 2 | Pin-Clevis |
| 5 | 93-7980 | 2 | Link |
| 6 | 93-7979 | 2 | Pin-Hitch |
| 7 | 93-7986 | 4 | Disc-Stationary |
| 8 | 104-4278 | 3 | Disc-Rotating |
| 9 | 93-7976 | 1 | Ring-Retaining |
| 10 | 93-7984 | 1 | Gasket |
| 11 | 104-4279 | 1 | Actuator-Rotating |
| 12 | 93-7987 | 3 | Spring-Extension |
| 13 | 93-7985 | 3 | Ball |
| 14 | 353-990 | 2 | Plug |
| 14:1 | 237-78 | 1 | O-Ring |

| Ref. No. | Part No. | Qty. | Description |
|----------|----------|------|-------------|
| | | | |
| | | | |
| | | | |
| | | | |
| | | | |
| | | | |
| | | | |
| | | | |
| | | | |
| | | | |

PROTOTYPE



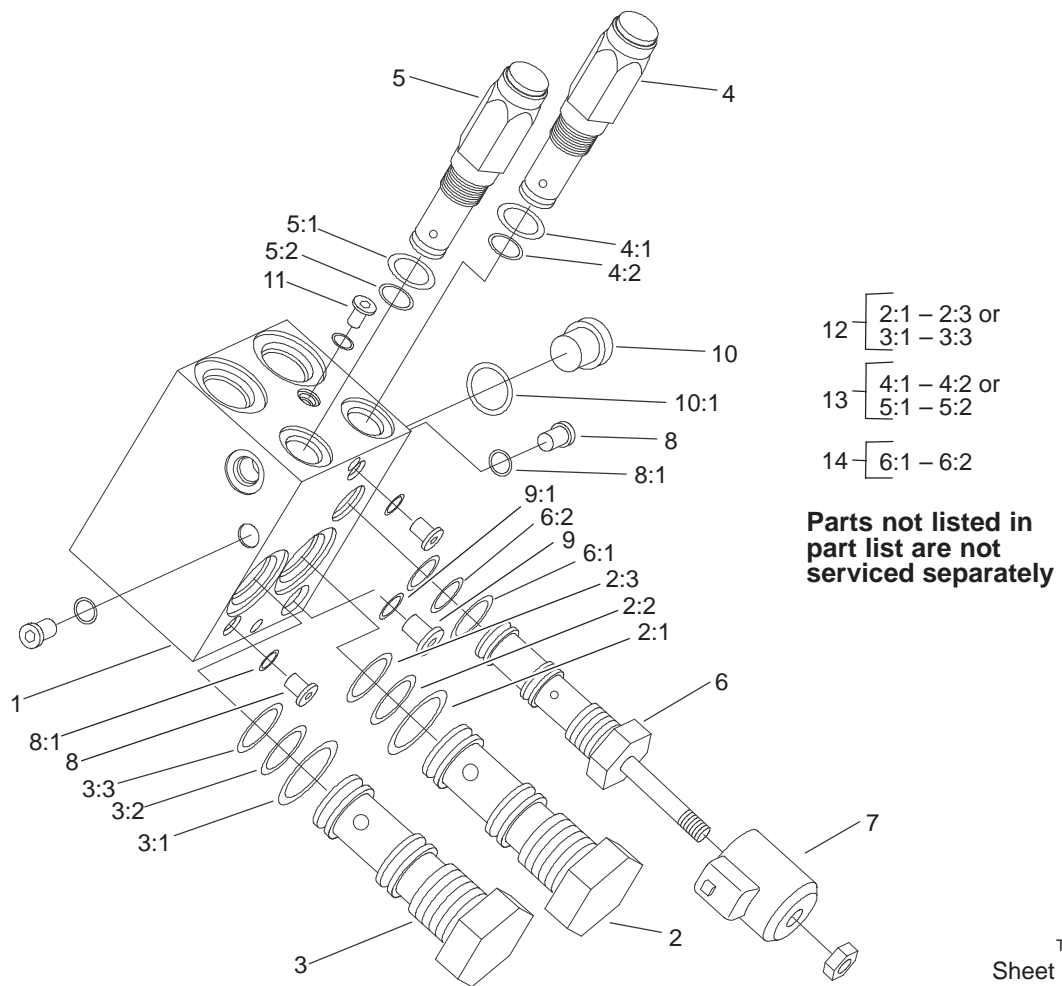
T-3768
Sheet No.:A8

PTO Manifold Assembly No. 100-3055

| Ref. No. | Part No. | Qty. | Description |
|----------|----------|------|-------------------------|
| ☆1 | | 1 | Body |
| 2 | 104-4297 | 1 | Cartridge-Spool Logic |
| 3 | 104-4298 | 1 | Cartridge-Spool Logic |
| 4 | 95-5635 | 1 | Valve-Relief |
| 5 | 104-4273 | 1 | Cartridge-Relief, Pilot |
| 6 | 95-5638 | 1 | Valve-Solenoid |
| 6:1 | 95-5917 | 1 | Kit-Seal |
| 7 | 105-7340 | 1 | Coil ASM |
| 8 | 353-991 | 5 | Plug-Hex, Hollow |
| 8:1 | 237-156 | 1 | O-Ring |
| 9 | 353-990 | 1 | Plug |
| 9:1 | 237-78 | 1 | O-Ring |
| 10 | 353-988 | 1 | Plug-Hex, Hollow |
| 10:1 | 237-79 | 1 | O-Ring |
| 11 | 104-4276 | 1 | Plug-Orifice |
| 12 | 95-5644 | 2 | Seal Kit |
| 13 | 95-5645 | 2 | Seal Kit |
| 14 | 95-5643 | 1 | Kit-Seal |

| Ref. No. | Part No. | Qty. | Description |
|-----------|----------|------|-------------|
| PROTOTYPE | | | |

☆ Not serviced separately



PTO Manifold Assembly No. 105-4562

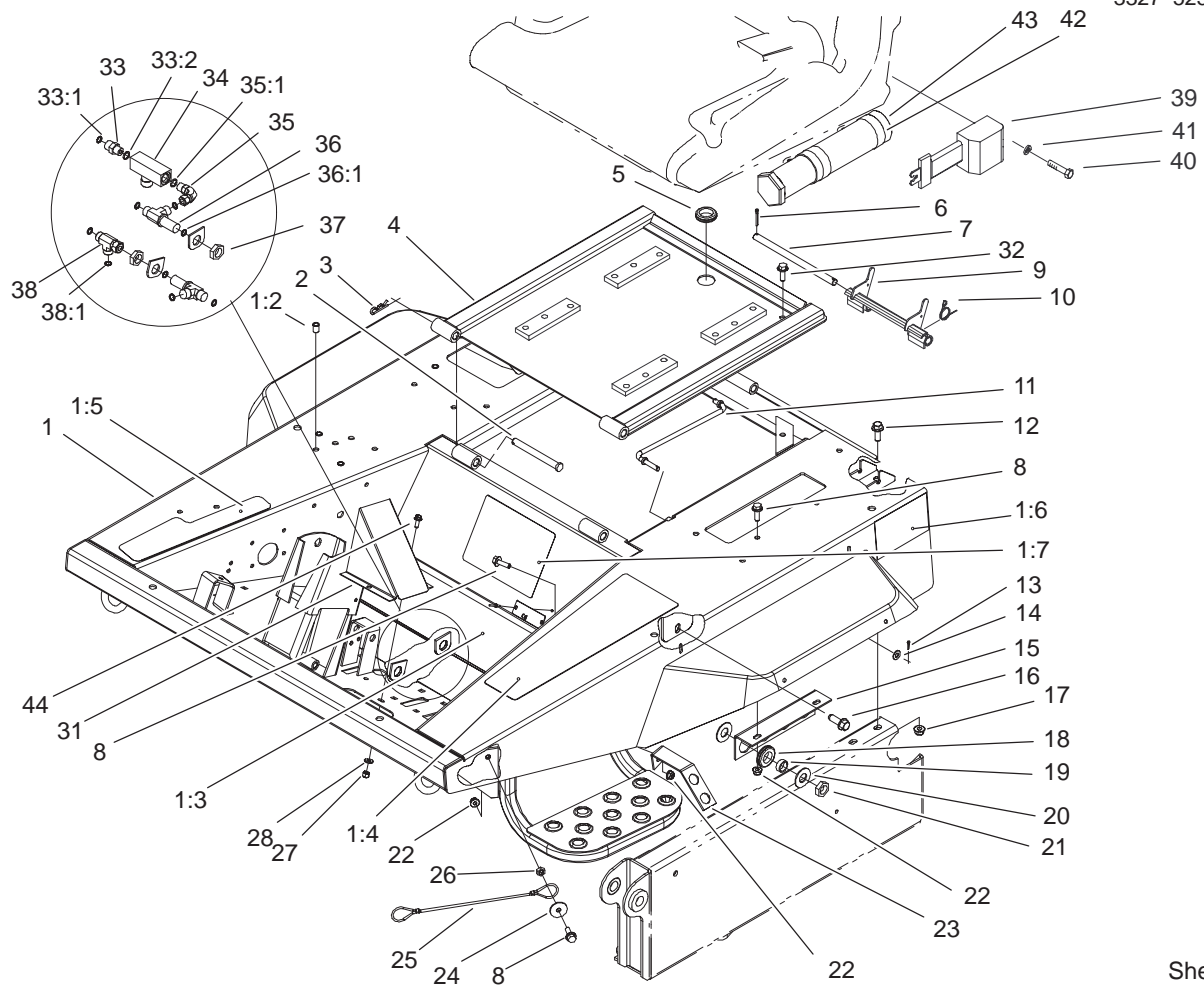
T-3831
Sheet No.:A9

| Ref. No. | Part No. | Qty. | Description |
|----------|----------|------|-------------------------|
| ☆1 | | 1 | Body |
| 2 | 104-4297 | 1 | Cartridge-Spool Logic |
| 3 | 104-4298 | 1 | Cartridge-Spool Logic |
| 4 | 105-4564 | 1 | Valve-Relief |
| 5 | 104-4273 | 1 | Cartridge-Relief, Pilot |
| 6 | 95-5638 | 1 | Valve-Solenoid |
| 6:1 | 95-5917 | 1 | Kit-Seal |
| 7 | 105-7340 | 1 | Coil ASM |
| 8 | 353-991 | 5 | Plug-Hex, Hollow |
| 8:1 | 237-156 | 1 | O-Ring |
| 9 | 353-990 | 1 | Plug |
| 9:1 | 237-78 | 1 | O-Ring |
| 10 | 353-988 | 1 | Plug-Hex, Hollow |
| 10:1 | 237-79 | 1 | O-Ring |
| 11 | 104-4276 | 1 | Plug-Orifice |
| 12 | 95-5644 | 2 | Seal Kit |
| 13 | 95-5645 | 2 | Seal Kit |
| 14 | 95-5643 | 1 | Kit-Seal |

| Ref. No. | Part No. | Qty. | Description |
|----------|----------|------|-------------|
| | | | |
| | | | |
| | | | |
| | | | |

PROTOTYPE

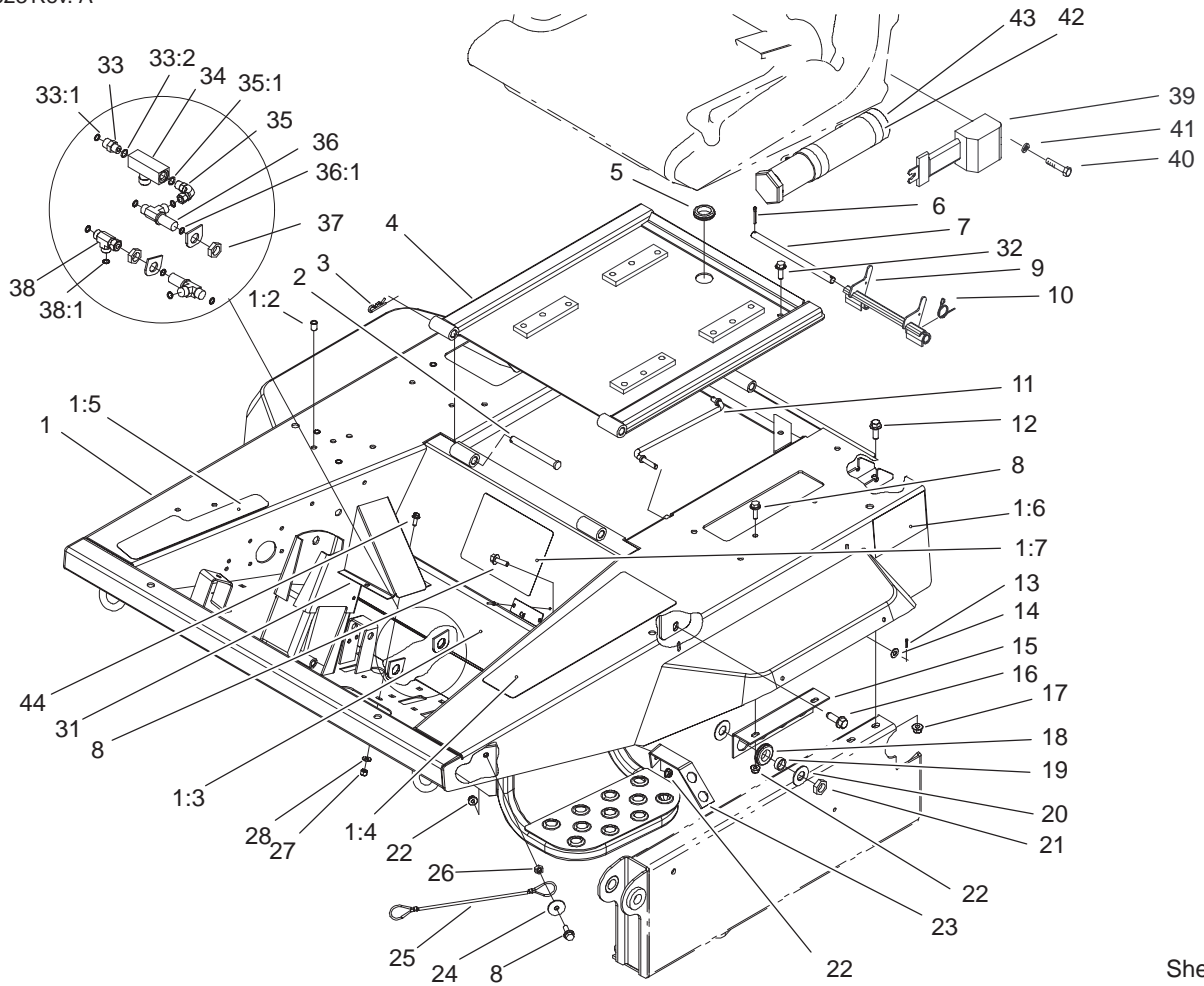
☆ Not serviced separately



Sheet No.:5

Platform and Seat Base Assembly

| Ref. No. | Part No. | Qty. | Description | Ref. No. | Part No. | Qty. | Description |
|----------|-------------|------|--------------------------------|----------|-------------|------|-----------------------|
| 1 | 100-3033 | 1 | Platform ASM | 20 | 69-8940 | 8 | Washer |
| 1:2 | 32148-6 | 14 | Nut-Insert | 21 | 340-70 | 4 | Locknut-Bulkhead |
| 1:3 | 93-5349 | 2 | Abrasive-Floor | 22 | 104-8300 | 4 | Nut-Flange, NI |
| 1:4 | 93-5507 | 1 | Abrasive-Platform | 23 | 100-5500-03 | 1 | Support |
| 1:5 | 104-3599 | 1 | Decal-Pedal, Traction | 24 | 3256-57 | 1 | Washer-Flat |
| 1:6 | 94-8099 | 2 | Decal-4wd | 25 | 93-9595 | 1 | Lanyard |
| 1:7 | 94-6323 | 1 | Decal-Operator Instruction, Ce | 26 | 3218-3 | 1 | Nut-Jam |
| 2 | 93-5343 | 2 | Pin-Clevis | 27 | 3296-42 | 2 | Nut-Lock, NI |
| 3 | 3290-355 | 2 | Pin-Hair | 28 | 3256-22 | 2 | Washer-Flat |
| 4 | 100-3060-03 | 1 | Seat Plate ASM | 31 | 100-3045-01 | 1 | Cover-Tubes |
| 5 | 240-5 | 1 | Grommet | 32 | 3234-4 | 1 | Screw-HHF |
| 6 | 3272-11 | 2 | Pin-Cotter | 33 | 340-2 | 1 | Fitting-HYD, Straight |
| 7 | 93-5366 | 1 | Shaft-Latch | 33:1 | 237-22 | 1 | O-Ring |
| 8 | 3234-29 | 4 | Screw-HHF | 33:2 | 237-42 | 1 | O-Ring |
| 9 | 93-5363 | 1 | Latch ASM | 34 | 98-9742 | 1 | Valve-Control, Flow |
| 10 | 93-5367 | 1 | Spring-Torsion | 35 | 340-110 | 1 | Elbow-Swivel, 90 |
| 11 | 93-5338 | 1 | Rod-Prop | 35:1 | 237-42 | 1 | O-Ring |
| 12 | 3234-42 | 2 | Screw-HHF | 36 | 340-68 | 2 | Fitting-Tee, Bulkhead |
| 13 | 3272-5 | 2 | Pin-Cotter | 36:1 | 237-22 | 3 | O-Ring |
| 14 | 3256-23 | 2 | Washer-Flat | 37 | 340-70 | 2 | Locknut-Bulkhead |
| 15 | 100-3149-03 | 1 | Bracket-Bulkhead | 38 | 340-115 | 1 | Fitting-Tee |
| 16 | 32144-67 | 2 | Screw | 38:1 | 237-22 | 2 | O-Ring |
| 17 | 104-8301 | 2 | Nut-Flange, NI | 39 | 100-4928 | 1 | Belt-Seat |
| 18 | 240-4 | 4 | Grommet-Rubber | 40 | 3212-4 | 2 | Screw-HH |
| 19 | 69-8970 | 4 | Spacer | 41 | 3253-6 | 2 | Washer-Lock |

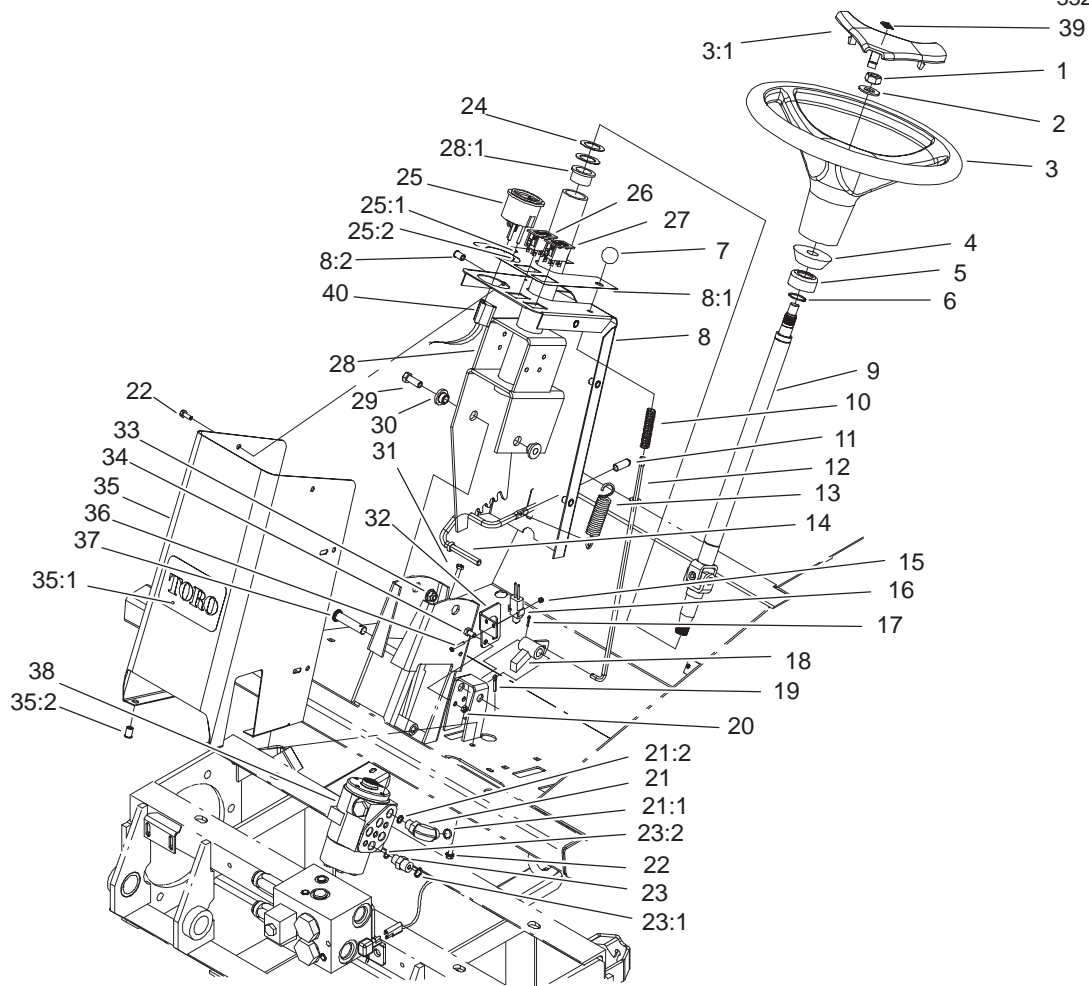


Sheet No.:5

Platform and Seat Base Assembly (Continued)

| Ref. No. | Part No. | Qty. | Description |
|----------|----------|------|-------------|
| 42 | 2412-133 | 2 | R-Clamp |
| 43 | 74-0720 | 1 | Tube-Manual |
| 44 | 3234-33 | 2 | Screw-HHF |

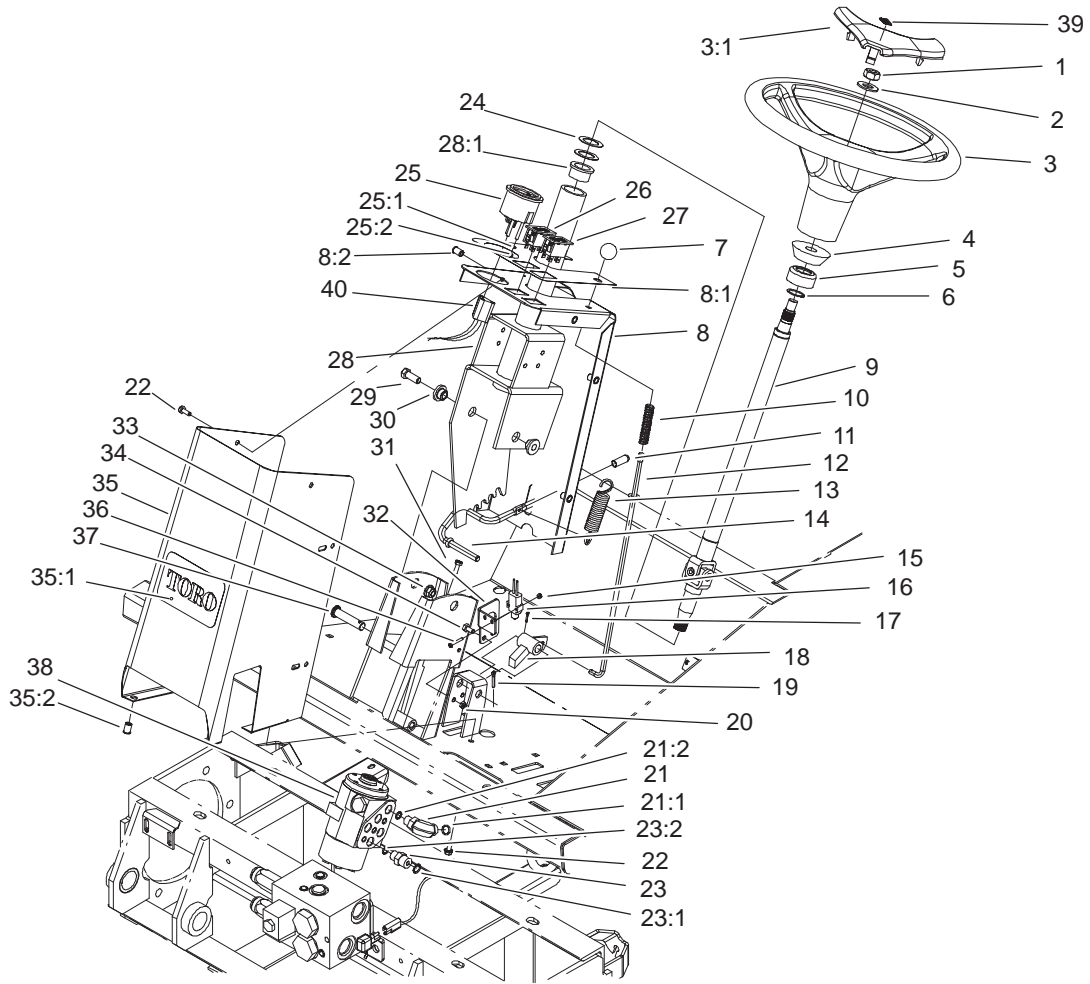
| Ref. No. | Part No. | Qty. | Description |
|---|----------|------|-------------|
| <p style="font-size: 48px; opacity: 0.5; transform: rotate(-1deg);">PROTOTYPE</p> | | | |



Sheet No.:6

Steering Tower Assembly

| Ref. No. | Part No. | Qty. | Description | Ref. No. | Part No. | Qty. | Description |
|----------|------------|------|-----------------------|----------|-----------|------|-----------------------|
| 1 | 93-5590 | 1 | Nut-Hex | 21:2 | 237-42 | 1 | O-Ring |
| 2 | 3256-27 | 1 | Washer-Flat | 22 | 3234-33 | 10 | Screw-HHF |
| 3 | 98-1471 | 1 | Wheel-Steering | 23 | 340-2 | 4 | Fitting-HYD, Straight |
| 3:1 | 98-1468 | 1 | Cover-Wheel, Steering | 23:1 | 237-22 | 1 | O-Ring |
| 4 | 93-5429 | 1 | Collar-Foam | 23:2 | 237-42 | 1 | O-Ring |
| 5 | 93-5439 | 1 | Seal-Steering | 24 | 256-260 | 4 | Washer-Thrust |
| 6 | 32151-29 | 2 | Ring-Retaining | 25 | 98-9308 | 1 | Gauge-Temperature |
| 7 | 93-5312 | 1 | Knob | 25:1 | 3254-1 | 3 | Washer-Lock, Internal |
| 8 | 104-2274 | 1 | Tower Cover ASM | 25:2 | 3217-27 | 3 | Nut-Hex |
| 8:1 | 104-2277 | 1 | Decal-Tower | 25:3 | 105-9265 | 1 | Bulb And Lamp ASM |
| 8:2 | 32148-6 | 6 | Nut-Insert | 26 | 100-8070 | 1 | Lamp-Warning |
| 9 | 93-5428 | 1 | Steering Shaft ASM | 27 | 100-8071 | 1 | Lamp-Warning |
| 10 | 71-8310 | 1 | Spring-Compression | 28 | 104-8332 | 1 | Steering Column ASM |
| 11 | 93-5446 | 1 | Cap-Vinyl | 28:1 | 256-132 | 2 | Bushing-Flange |
| 12 | 104-8308 | 1 | Rod ASM | 29 | 323-6 | 2 | Screw-HH |
| 13 | 93-5985 | 1 | Spring-Extension | 30 | 93-5988 | 2 | Hub-Pivot |
| 14 | 93-5989 | 1 | Rod-Tilt | 31 | 33103-016 | 4 | Screw-HHF |
| 15 | 3296-9 | 2 | Nut-Lock NI | 32 | 104-0128 | 1 | Bracket-Switch |
| 16 | 99-3410 | 1 | Switch | 33 | 104-8301 | 2 | Nut-Flange, NI |
| 17 | 3272-5 | 1 | Pin-Cotter | 34 | 321-3 | 2 | Screw-HH |
| 18 | 93-5276-03 | 1 | Brake Pawl ASM | 35 | 100-3038 | 1 | Steering Tower ASM |
| 19 | 3272-10 | 1 | Pin-Cotter | 35:1 | 67-1300 | 1 | Decal-Toro |
| 20 | 3296-42 | 2 | Nut-Lock, NI | 35:2 | 32148-6 | 4 | Nut-Insert |
| 21 | 340-77 | 1 | Fitting-HYD, 90° | 36 | 3250-35 | 2 | Screw-PPH |
| 21:1 | 237-22 | 1 | O-Ring | 37 | 283-5 | 1 | Pin-Clevis |
| | | | | 38 | 104-2213 | 1 | Valve-Steering |



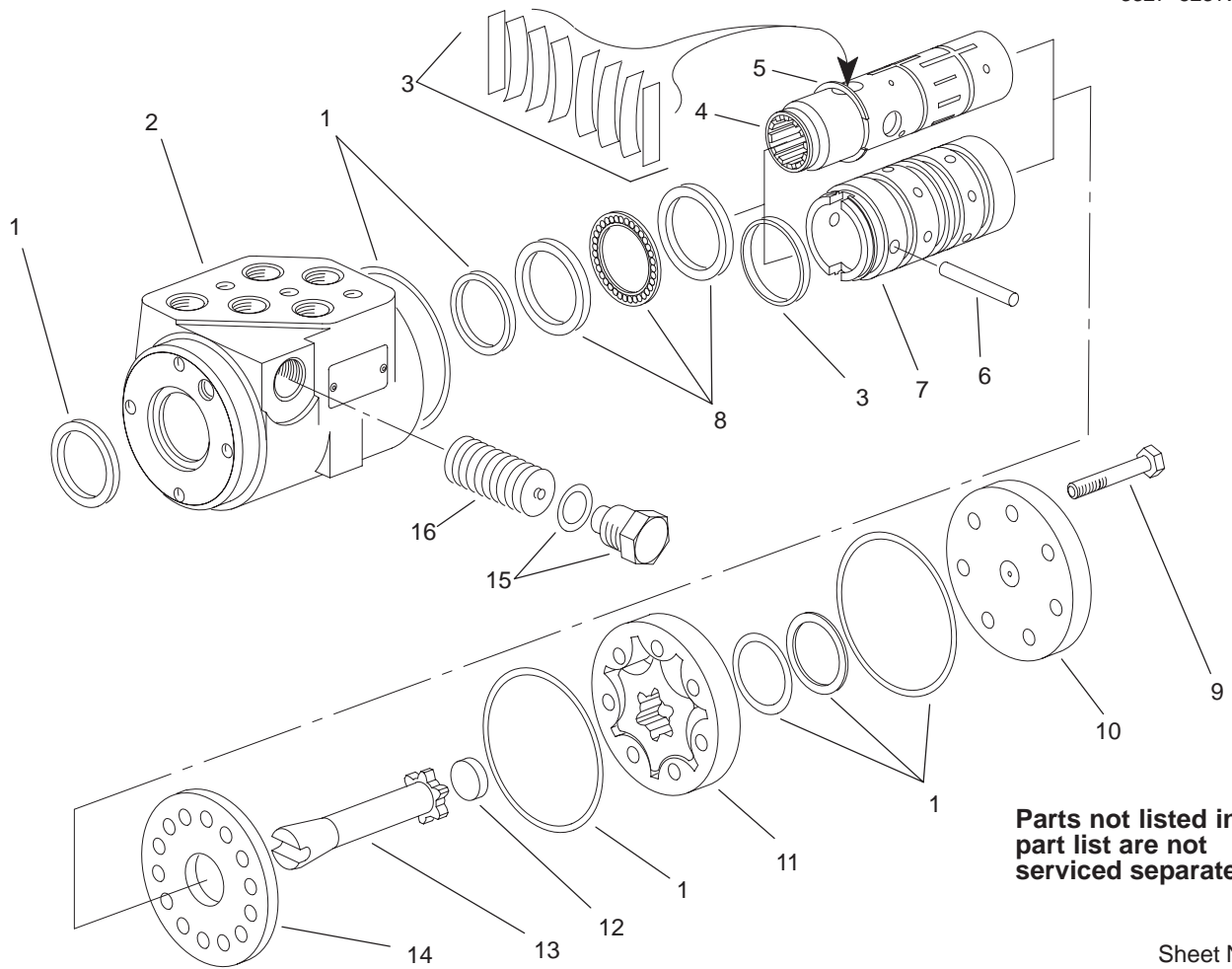
Sheet No.:6

Steering Tower Assembly (Continued)

| Ref. No. | Part No. | Qty. | Description | Ref. No. | Part No. | Qty. | Description |
|----------|----------|------|---------------------|----------|----------|------|-------------|
| 39 | 98-1459 | 1 | Decal-Toro | | | | |
| 40 | 100-5554 | 1 | Harness-Wire, Front | | | | |
| *40:1 | 100-4918 | 1 | Diode | | | | |
| | | | | | | | |
| | | | | | | | |
| | | | | | | | |
| | | | | | | | |
| | | | | | | | |
| | | | | | | | |
| | | | | | | | |
| | | | | | | | |
| | | | | | | | |
| | | | | | | | |
| | | | | | | | |
| | | | | | | | |
| | | | | | | | |
| | | | | | | | |
| | | | | | | | |
| | | | | | | | |
| | | | | | | | |

PROTOTYPE

* Not illustrated

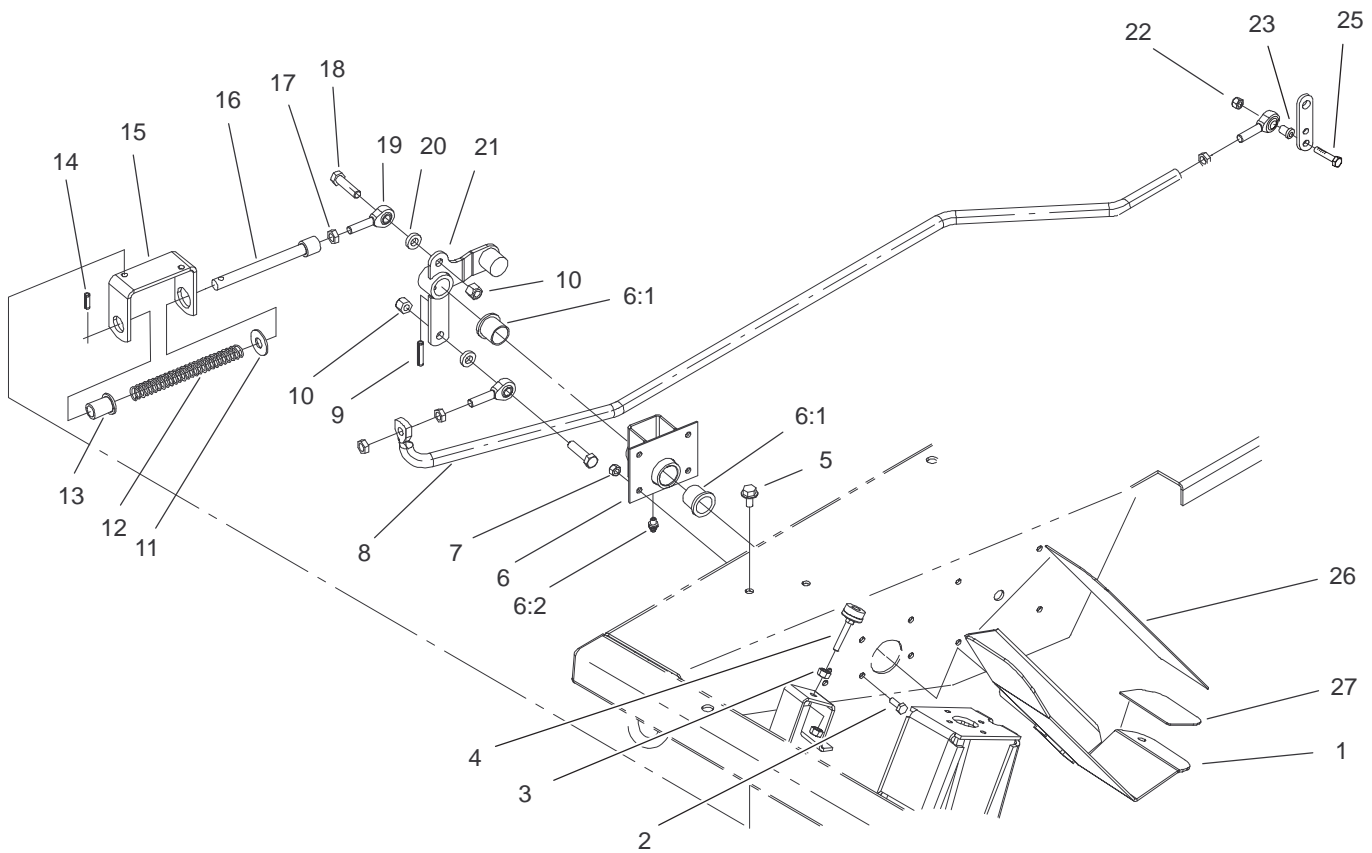


T-3795
Sheet No.:B1

Steering Valve Assembly No. 104-2213

| Ref. No. | Part No. | Qty. | Description | Ref. No. | Part No. | Qty. | Description |
|----------|----------|------|----------------------|----------|----------|------|-------------|
| 1 | 94-4099 | 1 | Seal Kit | | | | |
| ☆2 | | 1 | Housing | | | | |
| 3 | 94-4095 | 1 | Centering Spring Kit | | | | |
| ☆4 | | 1 | Spool | | | | |
| 5 | 94-4098 | 1 | Ring-Retaining | | | | |
| 6 | 94-4094 | 1 | Pin | | | | |
| ☆7 | | 1 | Sleeve | | | | |
| 8 | 94-4096 | 1 | Bearing Kit | | | | |
| 9 | 94-4088 | 7 | Screw-Cap | | | | |
| 10 | 94-4089 | 1 | Cap-End | | | | |
| 11 | 94-4090 | 1 | Gerotor | | | | |
| 12 | 94-4091 | 1 | Spacer | | | | |
| 13 | 94-4093 | 1 | Drive | | | | |
| 14 | 94-4092 | 1 | Plate-Wear | | | | |
| 15 | 99-5511 | 1 | Plug ASM | | | | |
| 16 | 99-5500 | 1 | Valve-Relief | | | | |

☆ Not serviced separately



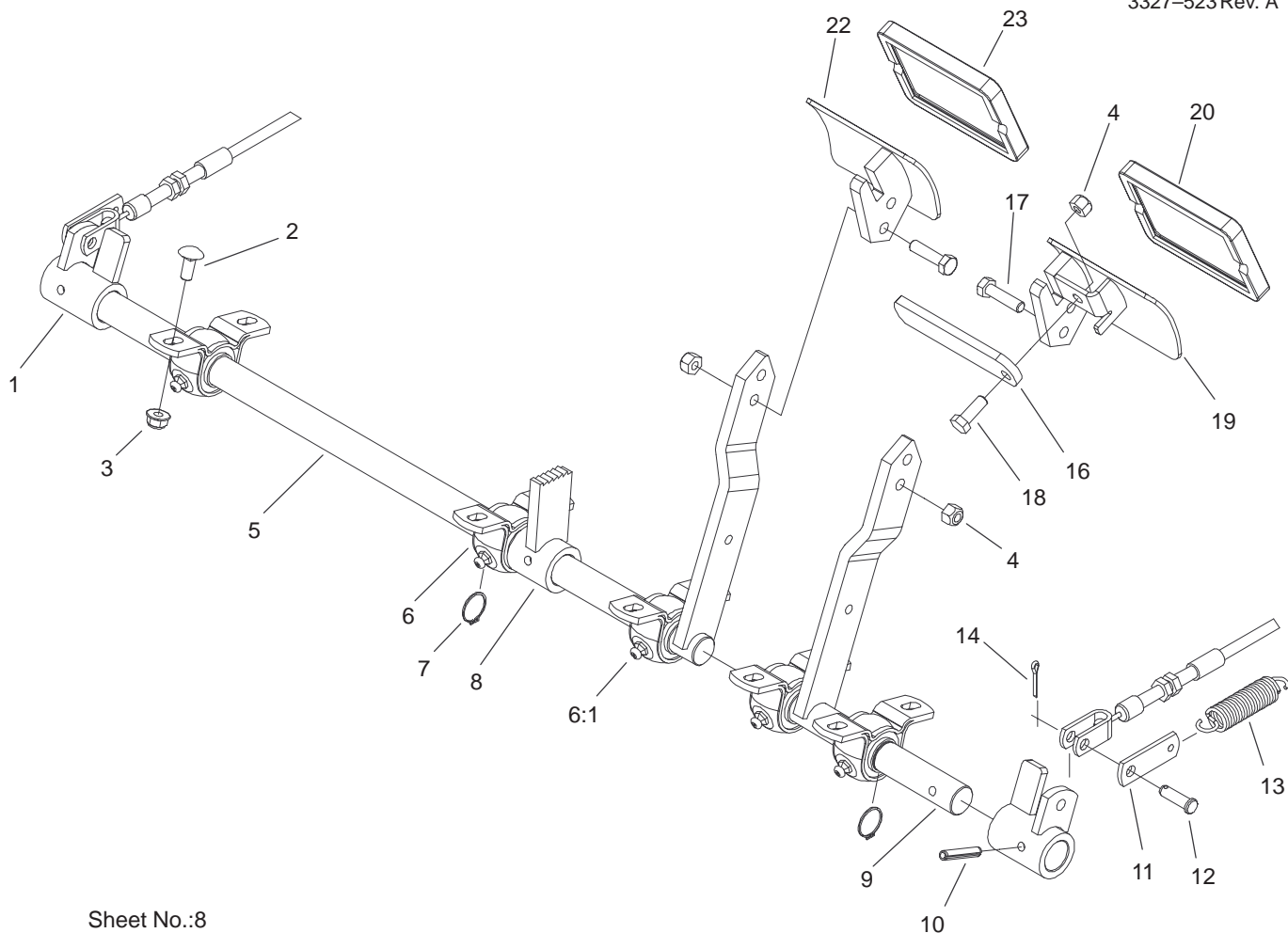
Sheet No.:7

Traction Pedal and Linkage Assembly

| Ref. No. | Part No. | Qty. | Description |
|----------|-------------|------|-------------------------|
| 1 | 93-5133-01 | 1 | Traction Pedal ASM |
| 2 | 321-4 | 4 | Screw-HH |
| 3 | 3217-6 | 2 | Nut-Hex |
| 4 | 32141-36 | 1 | Screw-Adjustment, Level |
| 5 | 32144-14 | 2 | Screw-HWH |
| 6 | 104-3565 | 1 | Pedal Bracket ASM |
| 6:1 | 256-10 | 2 | Bushing-Flange |
| 6:2 | 302-5 | 1 | Fitting-Grease |
| 7 | 3296-42 | 4 | Nut-Lock, NI |
| 8 | 100-3136-03 | 1 | Rod-Traction |
| 9 | 32121-9 | 1 | Pin-Spring |
| 10 | 3296-39 | 2 | Nut-Lock, NI |
| 11 | 3256-5 | 1 | Washer-Flat |
| 12 | 84-9100 | 1 | Spring |
| 13 | 92-7610 | 1 | Retainer-Spring |
| 14 | 32121-11 | 1 | Pin-Roll |
| 15 | 100-3137-03 | 1 | Bracket-Spring |
| 16 | 92-7609 | 1 | Shaft-Spring |
| 17 | 3220-3 | 4 | Nut-Jam |
| 18 | 323-8 | 2 | Screw-HH |
| 19 | 2411-36 | 3 | Bearing-End, Rod |
| 20 | 80-7730 | 2 | Spacer |
| 21 | 100-3138 | 1 | Lever-Traction |
| 22 | 3296-42 | 1 | Nut-Lock, NI |
| 23 | 104-7517 | 1 | Spacer |

| Ref. No. | Part No. | Qty. | Description |
|----------|----------|------|----------------|
| 25 | 321-9 | 1 | Screw-HH |
| 26 | 93-5347 | 1 | Abrasive-Pedal |
| 27 | 93-5368 | 1 | Abrasive-Pedal |

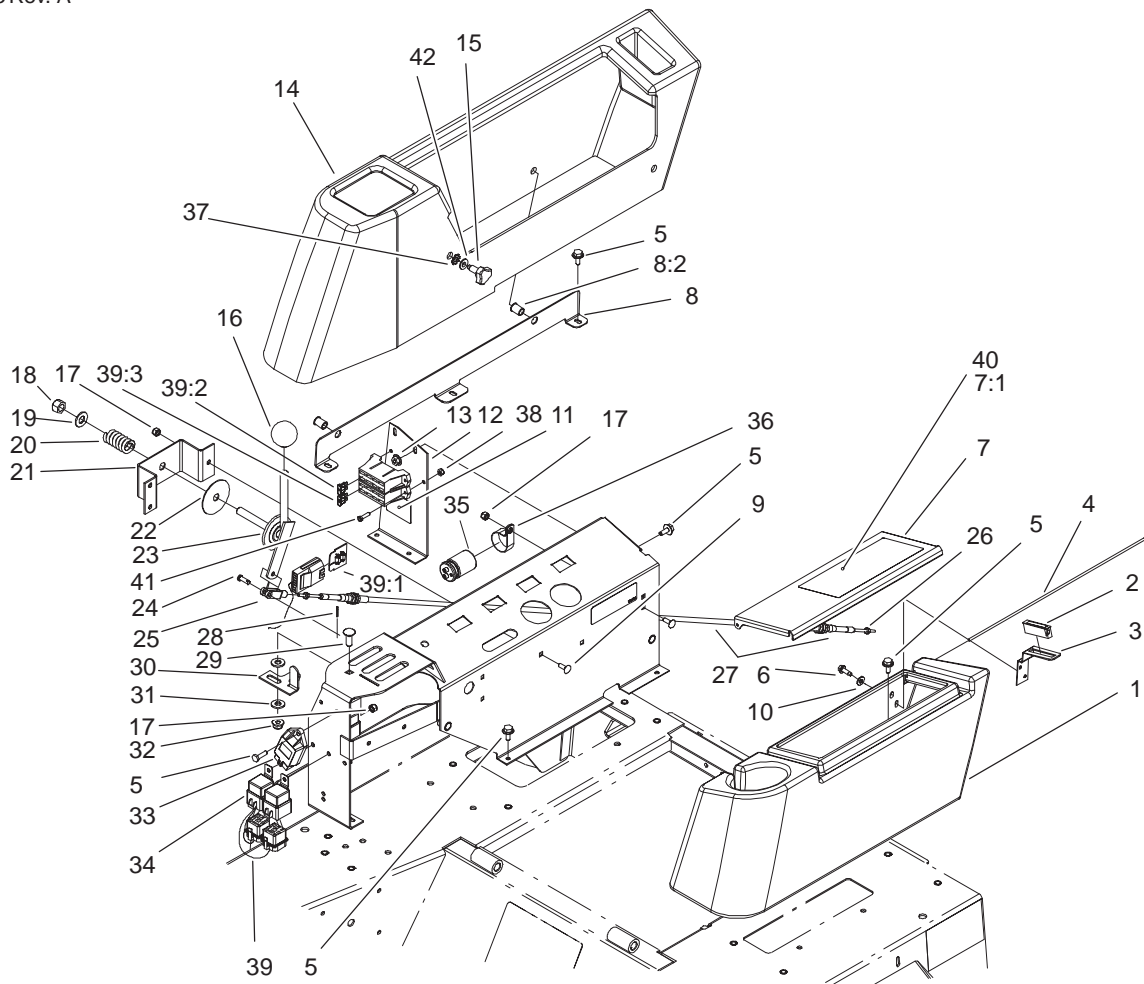
PROTOTYPE



Sheet No.:8

Brake Pedal and Linkage Assembly

| Ref. No. | Part No. | Qty. | Description | Ref. No. | Part No. | Qty. | Description |
|----------|-------------|------|-----------------------|----------|----------|------|-------------|
| 1 | 100-3002-03 | 2 | Brake Lever ASM | | | | |
| 2 | 3230-20 | 10 | Screw-CARR | | | | |
| 3 | 104-8300 | 10 | Nut-Flange, NI | | | | |
| 4 | 3296-29 | 5 | Nut-Lock, NI | | | | |
| 5 | 100-3000-03 | 1 | RH Brake Arm ASM | | | | |
| 6 | 93-4849 | 5 | Bearing-Block, Pillow | | | | |
| 6:1 | 302-5 | 1 | Fitting-Grease | | | | |
| 7 | 32151-83 | 3 | Ring-Snap | | | | |
| 8 | 93-5475-03 | 1 | Brake Latch ASM | | | | |
| 9 | 100-2997-03 | 1 | LH Brake Arm ASM | | | | |
| 10 | 32121-15 | 3 | Pin-Roll | | | | |
| 11 | 100-5540 | 2 | Strap-Brake | | | | |
| 12 | 283-61 | 2 | Pin-Yoke | | | | |
| 13 | 93-5262 | 2 | Spring-Extension | | | | |
| 14 | 3272-6 | 2 | Pin-Cotter | | | | |
| 16 | 93-5568 | 1 | Arm-Lock | | | | |
| 17 | 322-6 | 4 | Screw-HH | | | | |
| 18 | 322-4 | 1 | Screw-HH | | | | |
| 19 | 105-4553-03 | 1 | LH Pedal ASM | | | | |
| 20 | 27-7570 | 1 | Pad-Turn, Left | | | | |
| 22 | 105-4554-03 | 1 | RH Pedal ASM | | | | |
| 23 | 27-7580 | 1 | Pad-Turn, Right | | | | |

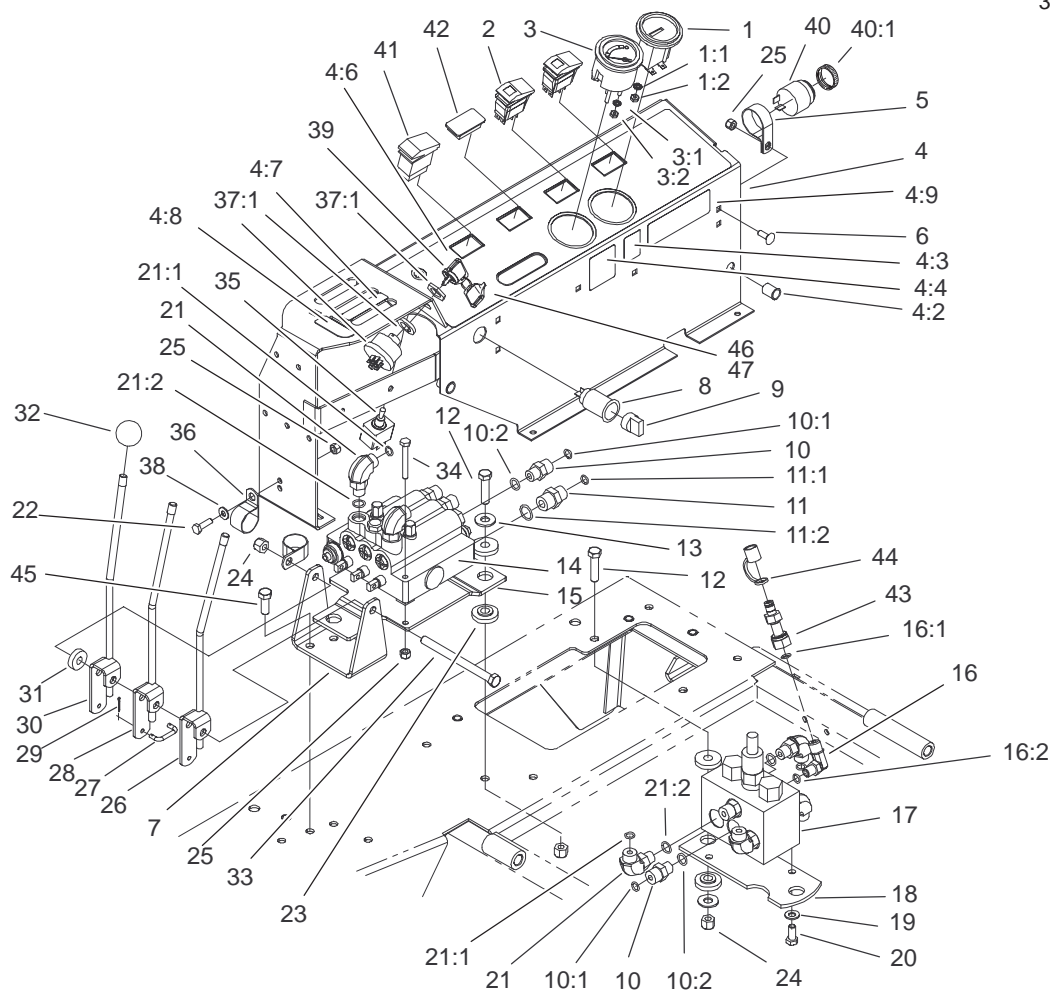


Sheet No.:9

Control Console and Tool Box Assembly

| Ref. No. | Part No. | Qty. | Description |
|----------|-------------|------|---------------------------|
| 1 | 104-7515 | 1 | Housing-Box, Tool |
| 2 | 58-4250 | 1 | Catch-Magnetic |
| 3 | 104-7545 | 1 | Bracket-Latch |
| 4 | 104-7548 | 1 | Rod-Hinge |
| 5 | 3234-4 | 19 | Screw-HHF |
| 6 | 32104-95 | 2 | Screw-HWH |
| 7 | 104-8321 | 1 | Tool Box Cover ASM |
| 7:1 | 93-5622 | 1 | Decal-Warning |
| 8 | 105-0780 | 1 | Console Support ASM |
| 8:2 | 32148-9 | 2 | Insert-Nut |
| 9 | 3229-1 | 5 | Screw-CARR |
| 10 | 3256-22 | 2 | Washer-Flat |
| 11 | 104-8323 | 1 | Decal-Fuses |
| 12 | 105-0785-03 | 1 | Support-Panel, Control |
| 13 | 32128-33 | 2 | Nut-HF |
| 14 | 104-7514 | 1 | Housing-Console |
| 15 | 95-9648 | 4 | Knob |
| 16 | 233-48 | 1 | Knob |
| 17 | 3296-42 | 9 | Nut-Lock, NI |
| 18 | 3296-23 | 1 | Nut-Lock, NI |
| 19 | 3256-26 | 1 | Washer-Flat |
| 20 | 3-8596 | 1 | Spring-Compression |
| 21 | 104-7539-03 | 1 | Bracket-Pivot |
| 22 | 3-2858 | 1 | Disc-Friction |
| 23 | 104-7538 | 1 | Throttle Lever ASM |

| Ref. No. | Part No. | Qty. | Description |
|----------|----------|------|--------------------------|
| 24 | 283-67 | 2 | Pin-Clevis |
| 25 | 282-28 | 2 | Clevis-Adjustable |
| 26 | 3219-14 | 2 | Nut-Hex |
| 27 | 104-7547 | 1 | Cable-Throttle |
| 28 | 3272-1 | 2 | Pin-Cotter |
| 29 | 3231-22 | 1 | Screw-CARR |
| 30 | 104-7543 | 1 | Stop-Lever, Lift |
| 31 | 66-2920 | 2 | Washer-Friction |
| 32 | 104-8301 | 1 | Nut-Flange, NI |
| 33 | 98-7611 | 1 | Controller-Glow |
| 34 | 70-1480 | 6 | Relay |
| 35 | 37-2690 | 2 | Capacitor |
| 35:1 | 3252-18 | 2 | Screw |
| 35:2 | 3254-1 | 2 | Washer-Lock, Internal |
| 36 | 2412-74 | 2 | R-Clamp |
| 37 | 32151-72 | 4 | Ring-Retaining |
| 38 | 3296-2 | 2 | Nut-Lock |
| 39 | 100-5555 | 1 | Harness-Wire, Console |
| 39:1 | 218-573 | 1 | Fuse-5 Amp |
| 39:2 | 218-578 | 4 | Fuse-10 Amp |
| 39:3 | 92-3188 | 1 | Diode-Board, Circuit |
| 40 | 93-5620 | 1 | Decal-Warning |
| 41 | 32105-13 | 2 | Screw-SHH |
| 42 | 3256-3 | 4 | Washer-Flat |

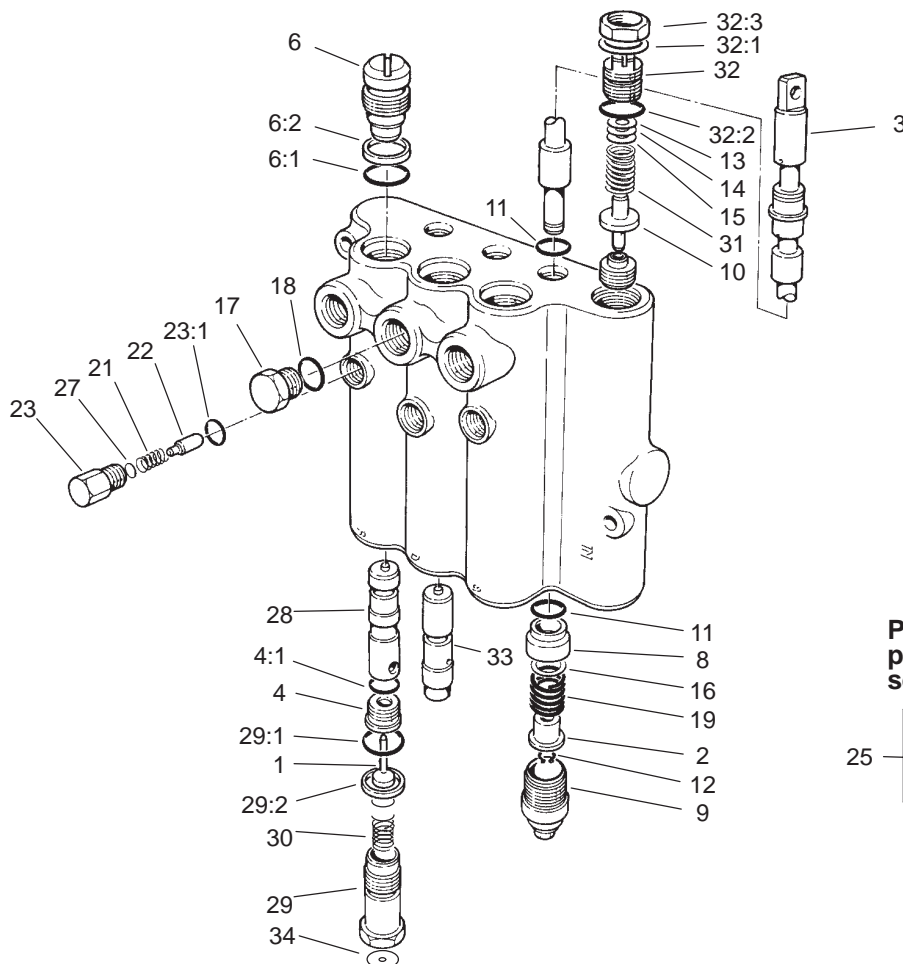


Sheet No.:10

Control Console Assembly

| Ref. No. | Part No. | Qty. | Description |
|----------|-------------|------|-----------------------|
| 1 | 66-2950 | 1 | Gauge-Hourmeter |
| 1:1 | 3255-20 | 2 | Washer-Lock |
| 1:2 | 3217-25 | 2 | Nut-Hex |
| 2 | 100-8072 | 2 | Switch |
| 3 | 98-9339 | 1 | Gauge-Fuel |
| 3:1 | 3254-1 | 3 | Washer-Lock, Internal |
| 3:2 | 3217-27 | 3 | Nut-Hex |
| 3:3 | 105-9265 | 1 | Bulb And Lamp ASM |
| 4 | 105-0779 | 1 | Control Panel ASM |
| 4:2 | 32148-9 | 2 | Insert-Nut |
| 4:3 | 93-7252 | 1 | Decal-International |
| 4:4 | 105-4674 | 1 | Decal-Noise, Intl |
| 4:6 | 105-0781 | 1 | Decal-Panel, Control |
| 4:7 | 104-8324 | 1 | Decal-Lift |
| 4:8 | 104-8325 | 1 | Decal-Lock |
| 4:9 | 104-0131 | 1 | Decal-Ansi |
| 5 | 2412-74 | 1 | R-Clamp |
| 6 | 3229-1 | 1 | Screw-CARR |
| 7 | 105-0788-03 | 1 | Bracket-Pivot |
| 8 | 99-7411 | 1 | Point-Power |
| 9 | 99-7416 | 1 | Cap |
| 10 | 340-2 | 5 | Fitting-HYD, Straight |
| 10:1 | 237-22 | 1 | O-Ring |
| 10:2 | 237-42 | 1 | O-Ring |
| 11 | 340-3 | 1 | Adapter |
| 11:1 | 237-22 | 1 | O-Ring |

| Ref. No. | Part No. | Qty. | Description |
|----------|-------------|------|---------------------|
| 11:2 | 237-79 | 1 | O-Ring |
| 12 | 323-8 | 5 | Screw-HH |
| 13 | 3256-4 | 5 | Washer-Flat |
| 14 | 105-4563 | 1 | Control Valve ASM |
| 15 | 105-0789-03 | 1 | Bracket-Valve |
| 16 | 340-97 | 1 | Fitting-HYD, 90° |
| 16:1 | 237-22 | 1 | O-Ring |
| 16:2 | 237-78 | 1 | O-Ring |
| 17 | 104-0788 | 1 | Valve ASM |
| 18 | 104-2231-03 | 1 | Plate-Valve |
| 19 | 3256-23 | 2 | Washer-Flat |
| 20 | 322-3 | 2 | Screw-HH |
| 21 | 340-77 | 6 | Fitting-HYD, 90° |
| 21:1 | 237-22 | 1 | O-Ring |
| 21:2 | 237-42 | 1 | O-Ring |
| 22 | 321-5 | 1 | Screw-HH |
| 23 | 240-11 | 10 | Grommet-Mount, Tank |
| 24 | 3296-39 | 8 | Nut-Lock, NI |
| 25 | 3296-42 | 4 | Nut-Lock, NI |
| 26 | 100-3123 | 1 | LH Lever ASM |
| 27 | 69-9140 | 3 | Link-Levers, Valve |
| 28 | 100-3122 | 1 | Center Lever ASM |
| 29 | 3272-1 | 6 | Pin-Cotter |
| 30 | 100-3121 | 1 | RH Lever ASM |
| 31 | 62-6660 | 1 | Spacer |



Parts not listed in part list are not serviced separately

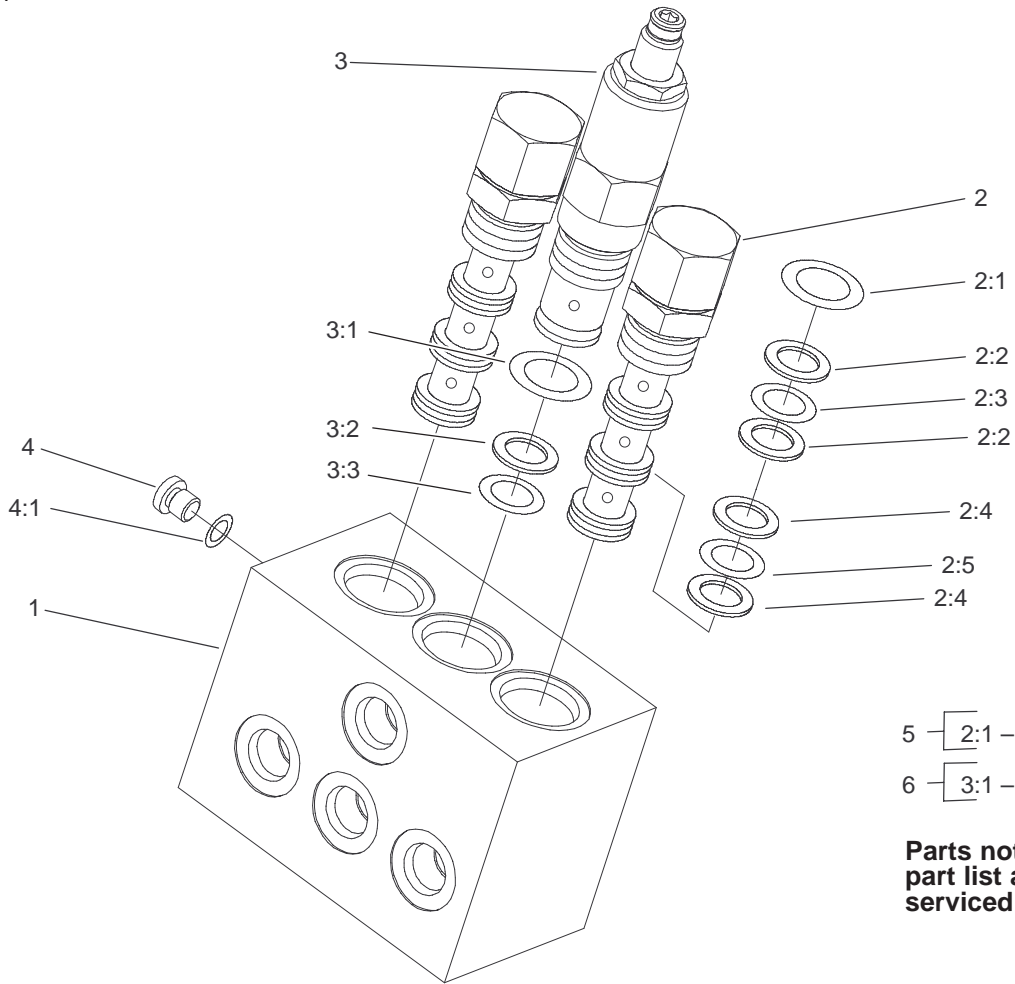
25 — 1, 3, 4:1, 6:1; 6:2
11, 12, 18, 23:1
29:1, 29:2, 32:2

T-3832
Sheet No.:B2

Control Valve Assembly No. 105-4563

| Ref. No. | Part No. | Qty. | Description | Ref. No. | Part No. | Qty. | Description |
|----------|----------|------|-------------|----------|----------|------|---------------|
| 1 | 58-6290 | 3 | Poppet | 28 | 69-1790 | 2 | Plunger |
| 2 | 58-6310 | 3 | Spacer | 29 | 69-1800 | 3 | Plug ASM |
| 3 | 58-6320 | 3 | Wiper | 29:1 | 58-6360 | 1 | O-Ring |
| 4 | 58-6330 | 3 | Seat | 29:2 | 58-6370 | 1 | Washer |
| 4:1 | 58-6340 | 1 | O-Ring | 30 | 69-1810 | 3 | Spring |
| 6 | 58-6350 | 3 | Plug | 31 | 69-1820 | 1 | Spring |
| 6:1 | 60-5720 | 1 | O-Ring | 32 | 69-1830 | 1 | Plug ASM |
| 6:2 | 58-6370 | 1 | Washer | ☆32:1 | | 1 | Washer |
| 8 | 58-6400 | 3 | Bushing | 32:2 | 58-6750 | 1 | O-Ring |
| 9 | 58-6420 | 3 | Cap | ☆32:3 | | 1 | Nut-Lock |
| 10 | 58-6440 | 1 | Poppet | 33 | 69-1840 | 1 | Plunger |
| 11 | 58-6450 | 6 | O-Ring | 34 | 105-4565 | 2 | Plate-Orifice |
| 12 | 58-6460 | 3 | Ring | | | | |
| 13 | 58-6470 | 1 | Washer | | | | |
| 14 | 58-6480 | 1 | Washer | | | | |
| 15 | 58-6490 | 1 | Washer | | | | |
| 16 | 58-6700 | 3 | Washer | | | | |
| 17 | 58-6710 | 1 | Plug | | | | |
| 18 | 58-6720 | 1 | O-Ring | | | | |
| 19 | 58-6730 | 3 | Spring | | | | |
| 21 | 58-6760 | 3 | Spring | | | | |
| 22 | 58-6770 | 3 | Plunger | | | | |
| 23 | 58-6780 | 3 | Plug | | | | |
| 23:1 | 58-6790 | 1 | O-Ring | | | | |
| 25 | 60-3780 | 1 | Seal Kit | | | | |
| 27 | 60-6450 | 1 | Disc | | | | |

☆ Not serviced separately



- 5 - 2:1 - 2:5
- 6 - 3:1 - 3:3

Parts not listed in part list are not serviced separately

Sheet No.:B3

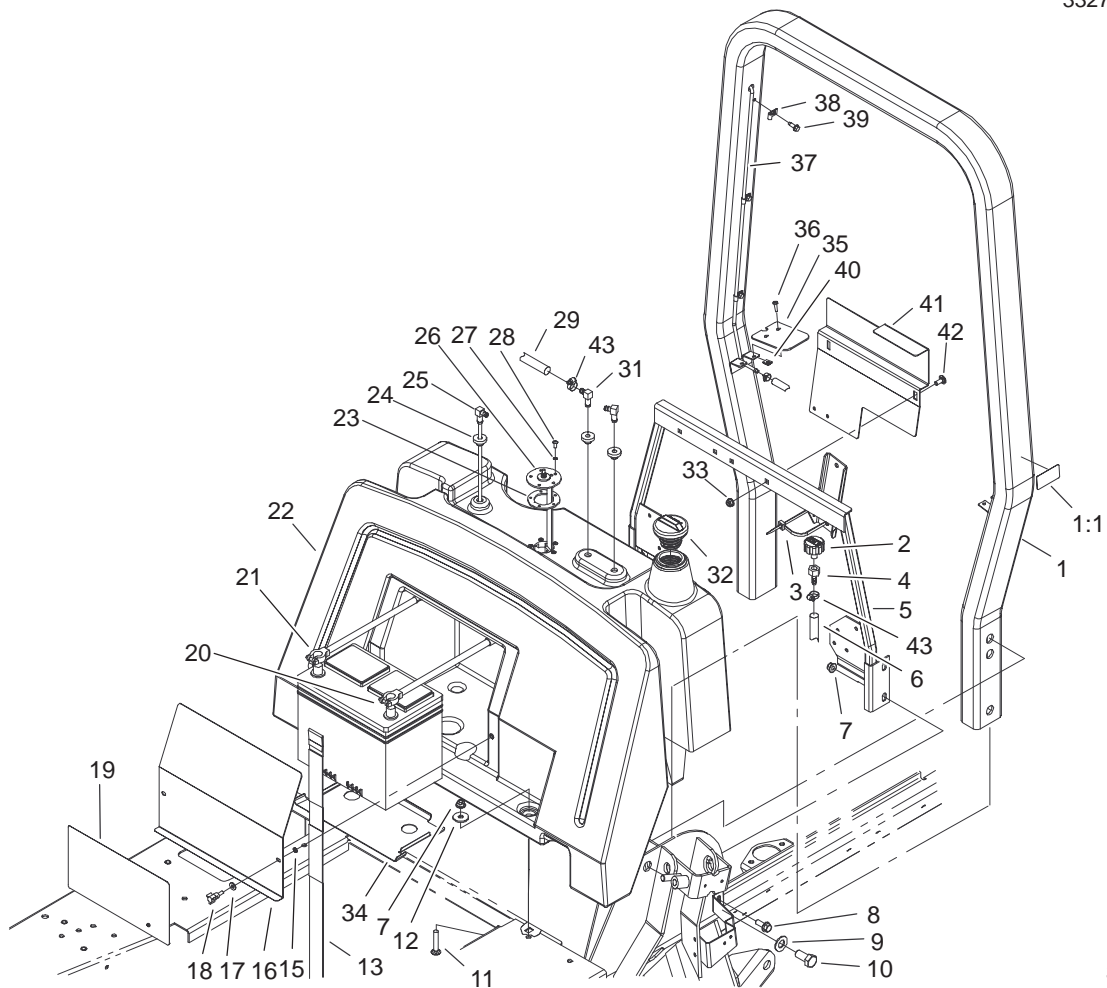
Valve Assembly No. 104-0788

| Ref. No. | Part No. | Qty. | Description |
|----------|----------|------|------------------|
| ☆1 | | 1 | Manifold |
| 2 | 104-4295 | 2 | Valve-Pilot |
| 3 | 104-4296 | 1 | Valve-Relief |
| 4 | 353-991 | 1 | Plug-Hex, Hollow |
| 4:1 | 237-156 | 1 | O-Ring |
| 5 | 99-5502 | 2 | Seal Kit |
| 6 | 99-5503 | 1 | Seal Kit |

| Ref. No. | Part No. | Qty. | Description |
|----------|----------|------|-------------|
| | | | |
| | | | |
| | | | |
| | | | |
| | | | |
| | | | |
| | | | |
| | | | |
| | | | |
| | | | |

PROTOTYPE

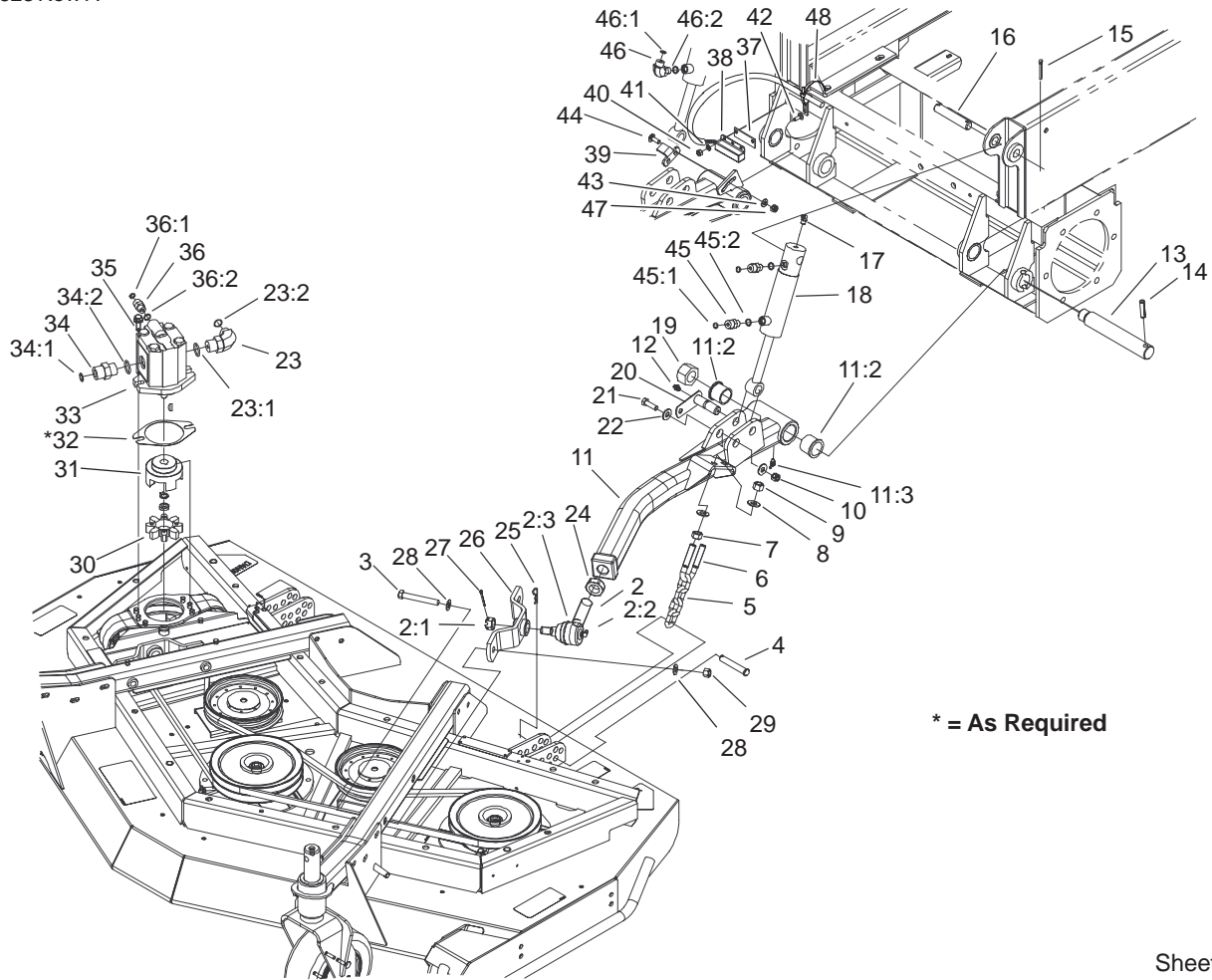
☆ Not serviced separately



Sheet No.:11

Fuel Tank, Battery and Roll Over Protection System (ROPS) Assembly

| Ref. No. | Part No. | Qty. | Description | Ref. No. | Part No. | Qty. | Description |
|----------|-------------|------|---------------------|----------|-------------|------|------------------------|
| 1 | 105-2849 | 1 | Rops ASM | 25 | 104-0701 | 1 | Pipe-Stand |
| 1:1 | 105-2834 | 1 | Decal-Rops | 26 | 104-0700 | 1 | Sender-Fuel |
| 2 | 68-6150 | 1 | Breather-Air | 27 | 3253-15 | 5 | Washer-Lock/Sp |
| 3 | 3290-378 | 1 | Tie-Cable | 28 | 32122-24 | 5 | Screw-Pth |
| 4 | 354-95 | 1 | Hose-Female, Barbed | 29 | 47-2986 | 1 | Hose-Fuel, 18.5" |
| 5 | 104-0714-03 | 1 | Tank Support ASM | 31 | 100-1596 | 2 | Fitting-90° |
| 6 | 95-4274 | 1 | Hose-Fuel | 32 | 93-3102 | 1 | Cap-Fuel |
| 7 | 104-8301 | 6 | Nut-Flange, NI | 33 | 104-8300 | 2 | Nut-Flange, NI |
| 8 | 3234-42 | 4 | Screw-HHF | 34 | 105-0774-03 | 1 | Plate-Battery |
| 9 | 3256-27 | 4 | Washer-Flat | 35 | 104-8319 | 2 | Cover-Tank |
| 10 | 327-3 | 4 | Screw-HH | 36 | 3250-13 | 4 | Screw-PPH |
| 11 | 3231-6 | 2 | Screw-CARR | 37 | 104-0718 | 1 | Tube-Vent |
| 12 | 63-8410 | 2 | Washer | 38 | 2412-72 | 3 | Clip-Closed, Insulated |
| 13 | 94-1445 | 1 | Strap-Battery | 39 | 32104-95 | 3 | Screw-HWH |
| 15 | 32151-106 | 2 | Ring-Retaining | 40 | 3290-191 | 4 | Nut-Speed |
| 16 | 104-0717-03 | 1 | Cover-Battery | 41 | 104-2286-03 | 1 | Bracket-Tank, Fuel |
| 17 | 3256-22 | 2 | Washer-Flat | 42 | 3230-1 | 2 | Screw-CARR |
| 18 | 233-70 | 2 | Knob-3 Star | 43 | 2412-108 | 3 | Clamp-Worm |
| 19 | 104-8336 | 1 | Decal-Service | | | | |
| 20 | 104-0761 | 1 | Cable-Negative | | | | |
| 21 | 104-0760 | 1 | Cable-Positive | | | | |
| 22 | 100-8119 | 1 | Tank-Fuel | | | | |
| 23 | 62-7650 | 1 | Gasket | | | | |
| 24 | 46-6560 | 3 | Bushing | | | | |



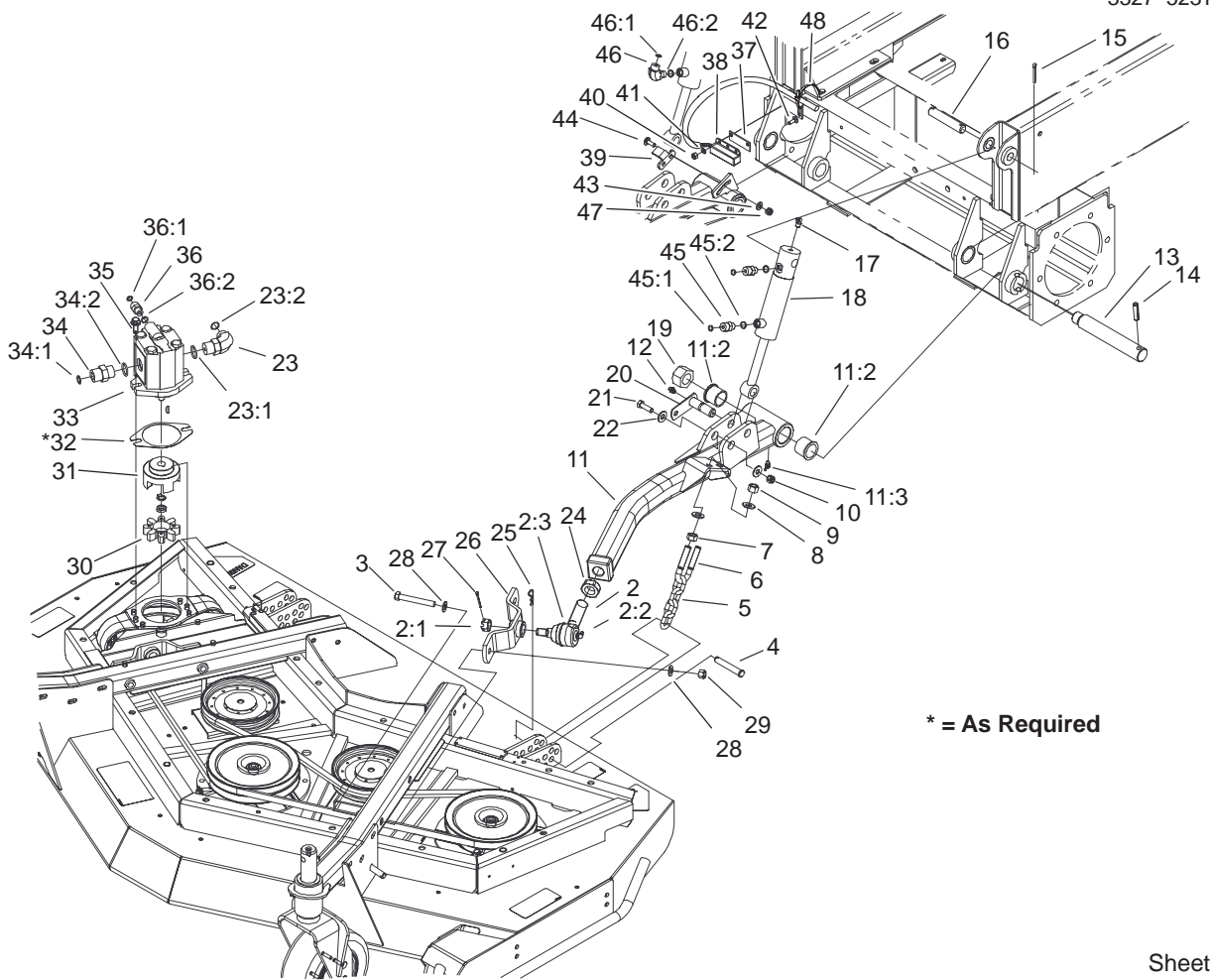
Sheet No.:12

Front Deck Lift Arm and Cylinder Assembly

| Ref. No. | Part No. | Qty. | Description |
|----------|------------|------|-------------------|
| 2 | 86-8101-03 | 2 | Joint-Ball, LH |
| 2:1 | 32136-2 | 1 | Nut-SHH |
| 2:2 | 302-40 | 1 | Fitting-Grease |
| 2:3 | 105-7835 | 1 | Seal |
| 3 | 324-19 | 4 | Screw-HH |
| 4 | 283-55 | 2 | Pin-Clevis |
| 5 | 95-6231 | 2 | Chain-HOC |
| 6 | 104-0108 | 2 | U-Bolt |
| 7 | 3217-9 | 4 | Nut-HH |
| 8 | 3256-26 | 8 | Washer-Flat |
| 9 | 3296-25 | 4 | Nut-Lock NI |
| 10 | 3296-39 | 2 | Nut-Lock, NI |
| 11 | 100-3031 | 1 | RH Lift Arm ASM |
| 11 | 100-3032 | 1 | LH Lift Arm ASM |
| 11:2 | 104-8339 | 2 | Bushing-Flange |
| 11:3 | 302-11 | 1 | Fitting-Lube, 45° |
| 12 | 302-5 | 2 | Fitting-Grease |
| 13 | 100-3017 | 2 | Pin-Arm, Lift |
| 14 | 32121-110 | 2 | Pin-Roll, Slotted |
| 15 | 3272-23 | 4 | Pin-Cotter |
| 16 | 100-5559 | 2 | Pin-Lift, Upper |
| 17 | 302-33 | 2 | Fitting-Grease |
| 18 | 100-3016 | 2 | Cylinder-HYD |
| 19 | 3296-49 | 2 | Nut-Lock NI |
| 20 | 100-3020 | 2 | Pin ASM |
| 21 | 323-7 | 2 | Screw-HH |

| Ref. No. | Part No. | Qty. | Description |
|----------|------------|------|-----------------------|
| 22 | 3256-4 | 4 | Washer-Flat |
| 23 | 340-139 | 5 | Fitting-HYD, 90° |
| 23:1 | 237-81 | 1 | O-Ring |
| 23:2 | 237-65 | 1 | O-Ring |
| 24 | 21-3001-03 | 2 | Nut-Jam, Push Arm |
| 25 | 3290-467 | 2 | Pin-Hair |
| 26 | 93-4583-01 | 2 | Mount-Joint, Ball |
| 27 | 3272-12 | 2 | Pin-Cotter |
| 28 | 87-7480 | 8 | Washer |
| 29 | 3296-48 | 4 | Nut-Lock NI |
| 30 | 104-3542 | 3 | Spider |
| 31 | 104-3541 | 3 | Hub-Spider |
| 32 | 100-5638 | 3 | Shim-A Mount |
| 33 | 99-5489 | 3 | Motor-Gear |
| 34 | 340-8 | 1 | Adapter |
| 34:1 | 237-65 | 1 | O-Ring |
| 34:2 | 237-81 | 1 | O-Ring |
| 35 | 3234-42 | 6 | Screw-HHF |
| 36 | 340-2 | 3 | Fitting-HYD, Straight |
| 36:1 | 237-22 | 1 | O-Ring |
| 36:2 | 237-42 | 1 | O-Ring |
| 37 | 104-3595 | 1 | Spacer-Switch |
| 38 | 104-0758 | 1 | Sensor-Ferrous |
| 39 | 104-3598 | 1 | Plate-Sensing, Front |
| 40 | 3296-42 | 2 | Nut-Lock, NI |
| 41 | 3256-60 | 2 | Washer-Flat |

* = As Required

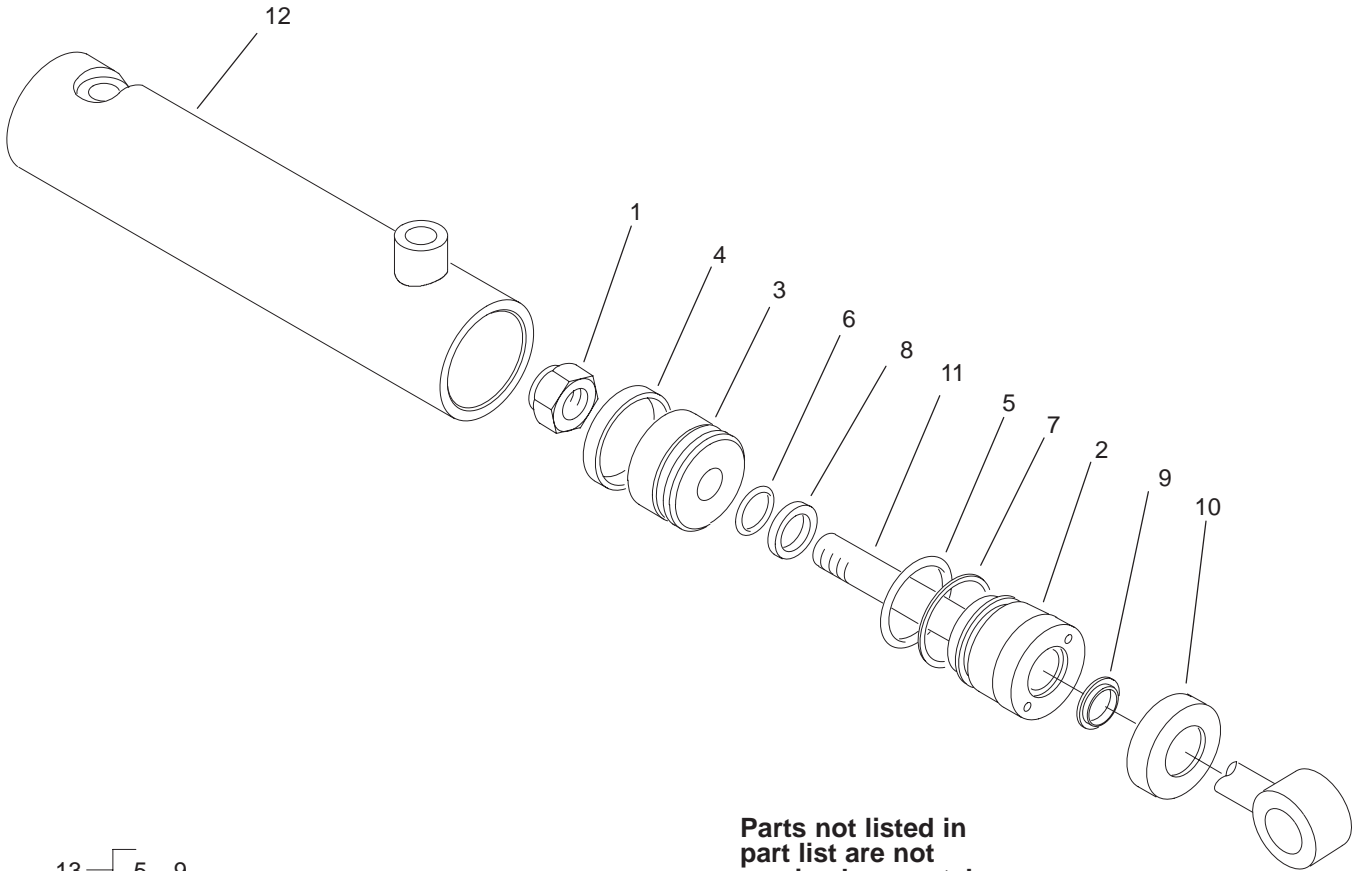


Sheet No.:12

Front Deck Lift Arm and Cylinder Assembly (Continued)

| Ref. No. | Part No. | Qty. | Description | Ref. No. | Part No. | Qty. | Description |
|----------|----------|------|-----------------------|----------|----------|------|-------------|
| 42 | 3229-1 | 2 | Screw-CARR | | | | |
| 43 | 3256-23 | 2 | Washer-Flat | | | | |
| 44 | 3230-16 | 2 | Screw-CARR | | | | |
| 45 | 340-2 | 3 | Fitting-HYD, Straight | | | | |
| 45:1 | 237-22 | 1 | O-Ring | | | | |
| 45:2 | 237-42 | 1 | O-Ring | | | | |
| 46 | 340-77 | 1 | Fitting-HYD, 90° | | | | |
| 46:1 | 237-22 | 1 | O-Ring | | | | |
| 46:2 | 237-42 | 1 | O-Ring | | | | |
| 47 | 3296-29 | 2 | Nut-Lock, NI | | | | |
| 48 | 3290-379 | 1 | Tie-Cable | | | | |

PROTOTYPE



Parts not listed in
part list are not
serviced separately

T-3762
Sheet No.:B6

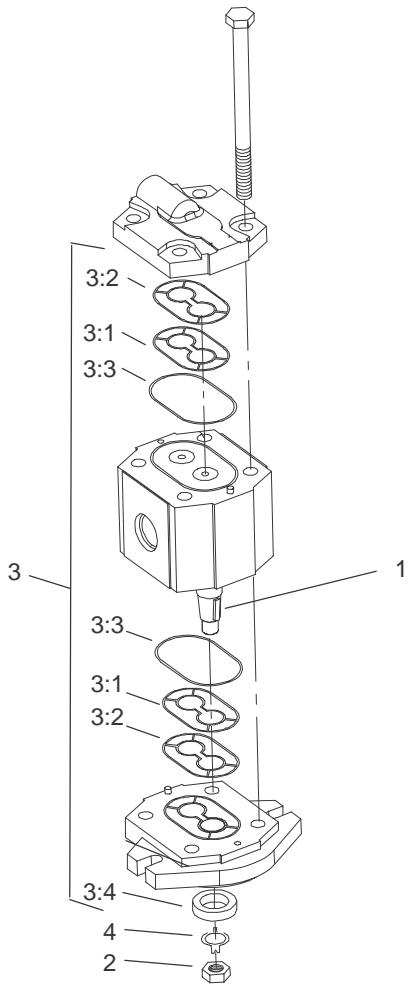
Hydraulic Cylinder Assembly No. 100-3016

| Ref. No. | Part No. | Qty. | Description |
|----------|----------|------|-----------------|
| 1 | 32152-10 | 1 | Locknut |
| ☆2 | | 1 | Head |
| 3 | 70-2780 | 1 | Piston |
| ☆4 | | 1 | Uniring |
| ☆5 | | 1 | O-Ring |
| ☆6 | | 1 | O-Ring |
| ☆7 | | 1 | Backup |
| ☆8 | | 1 | Seal-Rod |
| ☆9 | | 1 | Seal-Dust |
| ☆10 | | 1 | Collar |
| ☆11 | | 1 | Shaft |
| ☆12 | | 1 | Barrel W/Clevis |
| 13 | 86-5360 | 1 | Seal Repair Kit |
| ☆13:1 | | 1 | Uniring-Grooved |
| ☆13:2 | | 1 | O-Ring |
| ☆13:3 | | 1 | Pdf Ultrathan |
| ☆13:4 | | 1 | O-Ring |
| ☆13:5 | | 1 | Back-Up |
| ☆13:6 | | 1 | Seal-Dust |

| Ref. No. | Part No. | Qty. | Description |
|----------|----------|------|-------------|
| | | | |

PROTOTYPE

☆ Not serviced separately



Parts not listed in part list are not serviced separately

T-3769
Sheet No.:B7

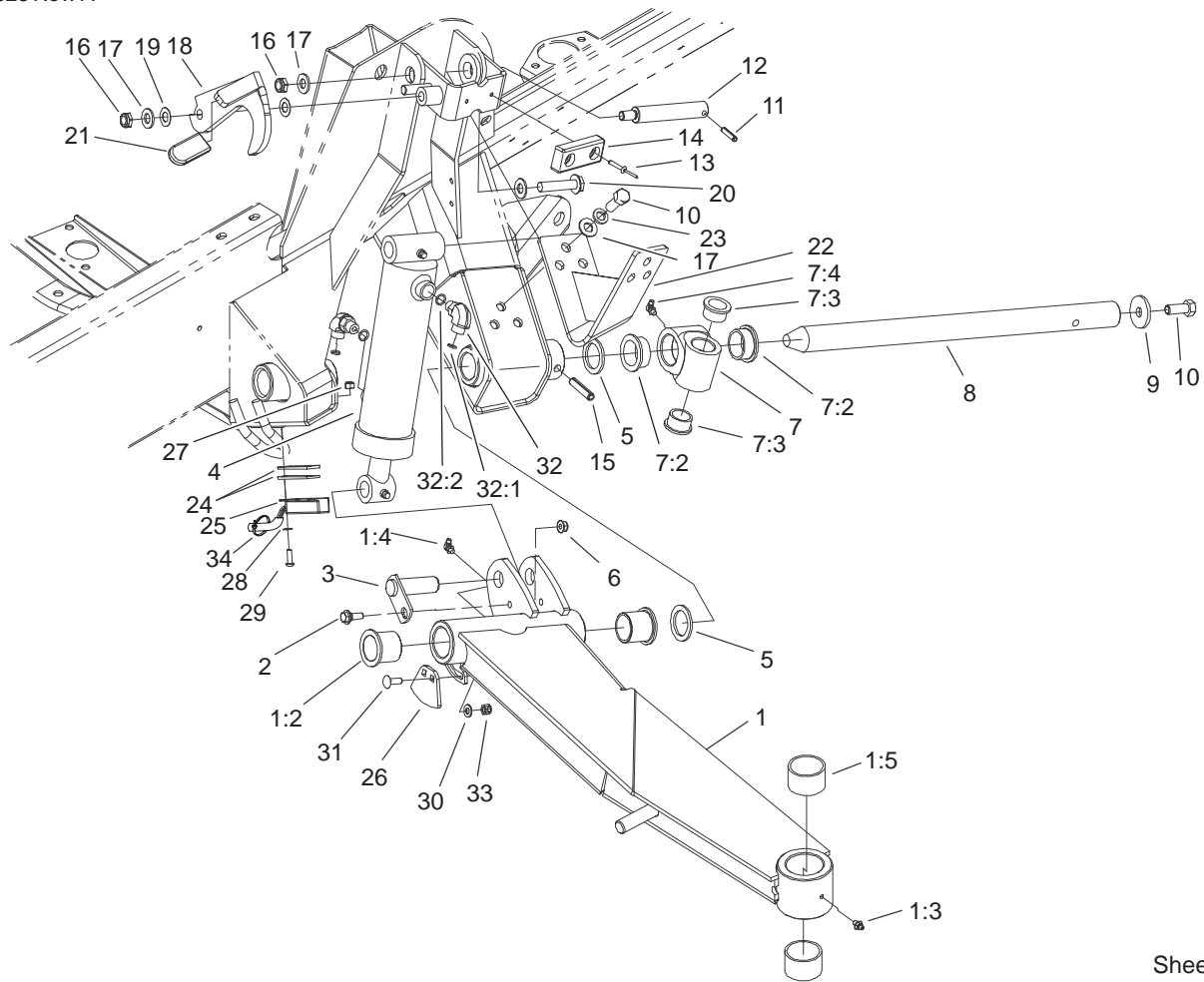
Motor Assembly No. 99-5489

| Ref. No. | Part No. | Qty. | Description |
|----------|----------|------|-----------------|
| 1 | 3257-3 | 1 | Key-Woodruff |
| 2 | 3277-1 | 1 | Nut-Hex |
| 3 | 104-4284 | 1 | Seal Kit |
| ☆3:1 | | 2 | Anti-Ext Ring |
| ☆3:2 | | 2 | Seal |
| ☆3:3 | | 2 | O-Ring |
| ☆3:4 | | 1 | Seal-Lip, Shaft |
| 4 | 104-4283 | 1 | Washer-Tab |

| Ref. No. | Part No. | Qty. | Description |
|----------|----------|------|-------------|
| | | | |
| | | | |
| | | | |
| | | | |
| | | | |

PROTOTYPE

☆ Not serviced separately

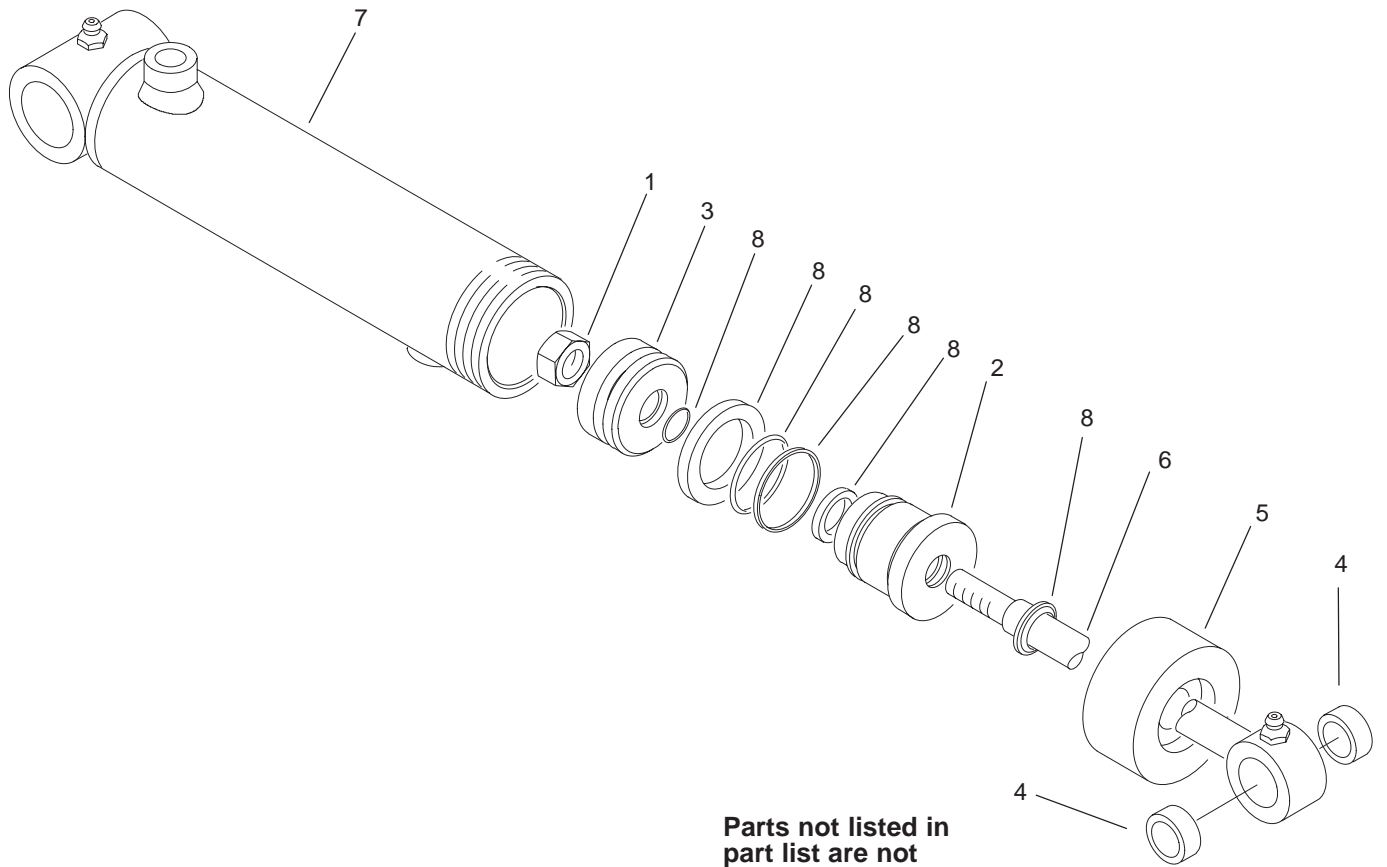


Sheet No.:13

Side Deck Lift Arm, Cylinder and Latch Assembly

| Ref. No. | Part No. | Qty. | Description |
|----------|-------------|------|-----------------------|
| 1 | 100-8122 | 1 | RH Lift Arm ASM |
| 1 | 100-8123 | 1 | LH Lift Arm ASM |
| 1:2 | 104-8340 | 2 | Bushing |
| 1:3 | 302-5 | 1 | Fitting-Grease |
| 1:4 | 302-60 | 1 | Fitting-Lube |
| 1:5 | 104-8341 | 2 | Bushing-Straight |
| 2 | 27-0410 | 2 | Screw-Shoulder |
| 3 | 100-5674 | 2 | Pin ASM |
| 4 | 99-5496 | 2 | Cylinder-Lift |
| 5 | 256-304 | 4 | Washer-Thrust |
| 6 | 104-8300 | 2 | Nut-Flange, NI |
| 7 | 100-8115 | 2 | Pivot Hub ASM |
| 7:2 | 104-3517 | 2 | Bushing-Flange |
| 7:3 | 256-132 | 2 | Bushing-Flange |
| 7:4 | 302-60 | 1 | Fitting-Lube |
| 8 | 100-5582 | 2 | Shaft-Pivot, Lift Arm |
| 9 | 106-2008 | 2 | Washer-Thrust |
| 10 | 325-5 | 8 | Screw-HH |
| 11 | 32121-9 | 2 | Pin-Spring |
| 12 | 104-3537 | 2 | Pin-Cylinder |
| 13 | 3269-11 | 4 | Rivet |
| 14 | 86-5350 | 2 | Bumper-Rubber |
| 15 | 32121-110 | 2 | Pin-Roll, Slotted |
| 16 | 3296-45 | 4 | Nut-Lock, NI |
| 17 | 3256-26 | 8 | Washer-Flat |
| 18 | 104-3556-03 | 1 | Latch-RH |

| Ref. No. | Part No. | Qty. | Description |
|----------|-------------|------|------------------|
| 18 | 104-3557-03 | 1 | Latch-LH |
| 19 | 104-3577 | 4 | Washer-Delrin |
| 20 | 3234-46 | 2 | Screw-HHF |
| 21 | 48-7081 | 2 | Grip-Plastic |
| 22 | 104-8330-03 | 2 | Cam Bracket ASM |
| 23 | 3253-7 | 6 | Washer-Lock |
| 24 | 104-3595 | 4 | Spacer-Switch |
| 25 | 104-0758 | 2 | Sensor-Ferrous |
| 26 | 105-0792 | 2 | Plate-Sensing |
| 27 | 3296-42 | 4 | Nut-Lock, NI |
| 28 | 3256-60 | 4 | Washer-Flat |
| 29 | 3274-65 | 4 | Screw-HSBH |
| 30 | 3256-23 | 4 | Washer-Flat |
| 31 | 3230-16 | 4 | Screw-CARR |
| 32 | 340-77 | 4 | Fitting-HYD, 90° |
| 32:1 | 237-22 | 1 | O-Ring |
| 32:2 | 237-42 | 1 | O-Ring |
| 33 | 3296-29 | 4 | Nut-Lock, NI |
| 34 | 3290-379 | 1 | Tie-Cable |



Parts not listed in part list are not serviced separately

T-3761
Sheet No.:B8

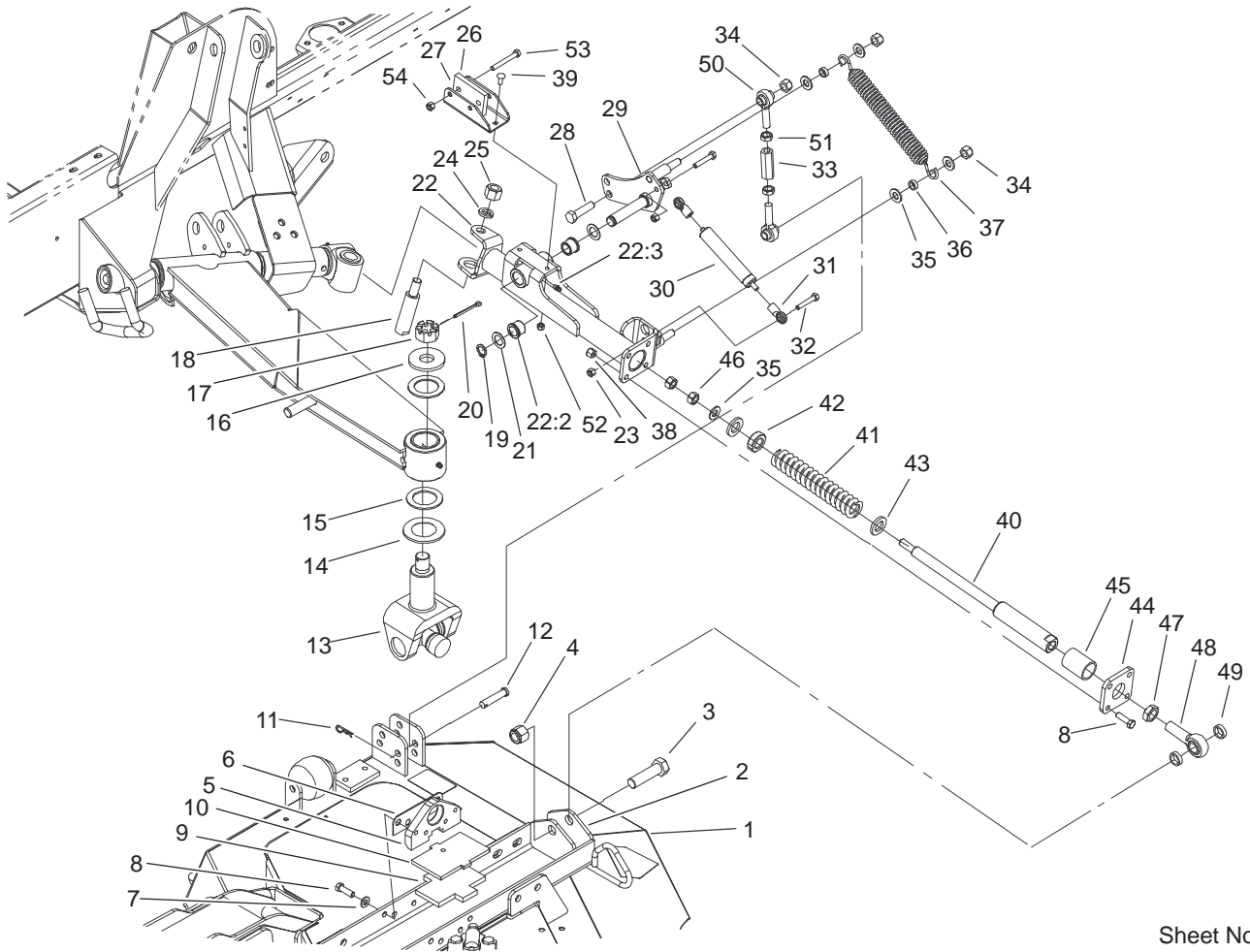
Hydraulic Cylinder Assembly No. 99-5496

| Ref. No. | Part No. | Qty. | Description |
|----------|----------|------|-------------------------|
| 1 | 60-9760 | 1 | Nut |
| ☆2 | | 1 | Head |
| ☆3 | | 1 | Piston |
| 4 | 104-4281 | 2 | Bushing |
| 5 | 74-2220 | 1 | Collar |
| ☆6 | | 1 | Shaft W/Clevis |
| ☆7 | | 1 | Barrel W/Clevis & Ports |
| 8 | 104-4282 | 1 | Repair Kit |

| Ref. No. | Part No. | Qty. | Description |
|----------|----------|------|-------------|
| | | | |
| | | | |
| | | | |
| | | | |
| | | | |
| | | | |
| | | | |
| | | | |
| | | | |
| | | | |

PROTOTYPE

☆ Not serviced separately



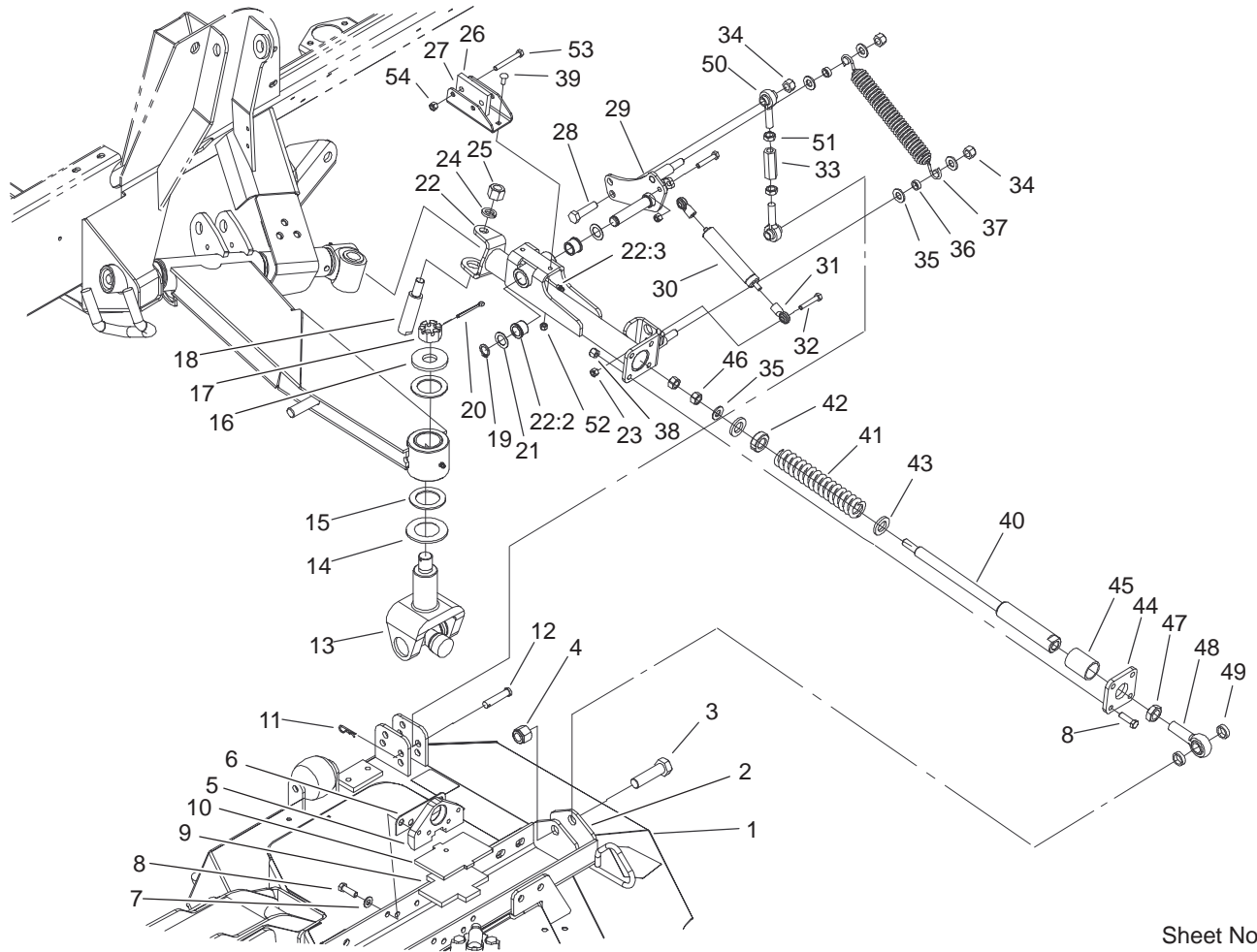
Sheet No.:14

Side Deck Lift Arm and Damper Assembly

| Ref. No. | Part No. | Qty. | Description |
|----------|-------------|------|---------------------|
| 2 | 100-8149-03 | 1 | LH Mount ASM |
| 2 | 100-8148-03 | 1 | RH Mount ASM |
| 3 | 328-4 | 2 | Screw-HH |
| 4 | 3296-51 | 2 | Nut-Lock, NI |
| 5 | 104-8305-03 | 4 | Mount-Base |
| 6 | 104-0731 | 4 | Shim |
| 7 | 3256-24 | 16 | Washer-Flat |
| 8 | 323-7 | 24 | Screw-HH |
| 9 | 104-8348 | 2 | Plate-Rubber |
| 10 | 104-8347-03 | 2 | Plate |
| 11 | 3290-467 | 2 | Pin-Hair |
| 12 | 92-2739 | 2 | Pin-Clevis |
| 13 | 104-0705-03 | 2 | Yoke-Joint |
| 13:1 | 104-4299 | 1 | Cross & Bearing Kit |
| ☆13:2 | | 1 | Yoke |
| 14 | 104-0720 | 2 | Spacer |
| 15 | 104-0721 | 4 | Washer-Thrust |
| 16 | 104-0719 | 2 | Washer-Hardened |
| 17 | 32136-11 | 2 | Nut-Hex, Slot |
| 18 | 104-2281 | 2 | Shaft-Pivot |
| 19 | 32120-93 | 2 | Ring-Retaining |
| 20 | 3272-25 | 2 | Pin-Cotter |
| 21 | 3-6498 | 4 | Washer-Thrust |
| 22 | 105-2801 | 1 | LH Rear Arm ASM |
| 22 | 105-2800 | 1 | RH Rear Arm ASM |
| 22:1 | 256-113 | 2 | Bushing-Flange |

| Ref. No. | Part No. | Qty. | Description |
|----------|-------------|------|--------------------|
| 22:2 | 302-5 | 1 | Fitting-Grease |
| 23 | 3296-29 | 4 | Nut-Lock, NI |
| 24 | 3253-8 | 2 | Washer-Lock |
| 25 | 3296-53 | 2 | Nut-Lock, NI |
| 26 | 69-9290 | 10 | Pad-Bumper |
| 27 | 105-4556-03 | 2 | Bracket-Bumper |
| 28 | 325-8 | 2 | Screw-HH |
| 29 | 100-5690-03 | 1 | LH Bell Crank ASM |
| 29 | 100-5684-03 | 1 | RH Bell Crank ASM |
| 30 | 105-3249 | 2 | Damper |
| 31 | 104-8331 | 4 | End-Rod, Spherical |
| 32 | 322-9 | 4 | Screw-HH |
| 33 | 105-2809 | 2 | Tube-Link |
| 34 | 3296-23 | 6 | Nut-Lock, NI |
| 35 | 3256-26 | 10 | Washer-Flat |
| 36 | 104-7521 | 4 | Bushing |
| 37 | 104-7520 | 2 | Spring-Damper |
| 38 | 3296-39 | 8 | Nut-Lock, NI |
| 39 | 3229-25 | 4 | Screw-CARR |
| 40 | 105-4548 | 2 | Shaft-Spring |
| 41 | 100-8138 | 2 | Spring-Compression |
| 42 | 105-4552 | 2 | Bearing-Plastic |
| 43 | 105-4551 | 4 | Washer-Flat |
| 44 | 105-2807-03 | 2 | Plate |
| 45 | 105-4550 | 2 | Bushing-Straight |
| 46 | 3217-9 | 4 | Nut-HH |

☆ Not serviced separately

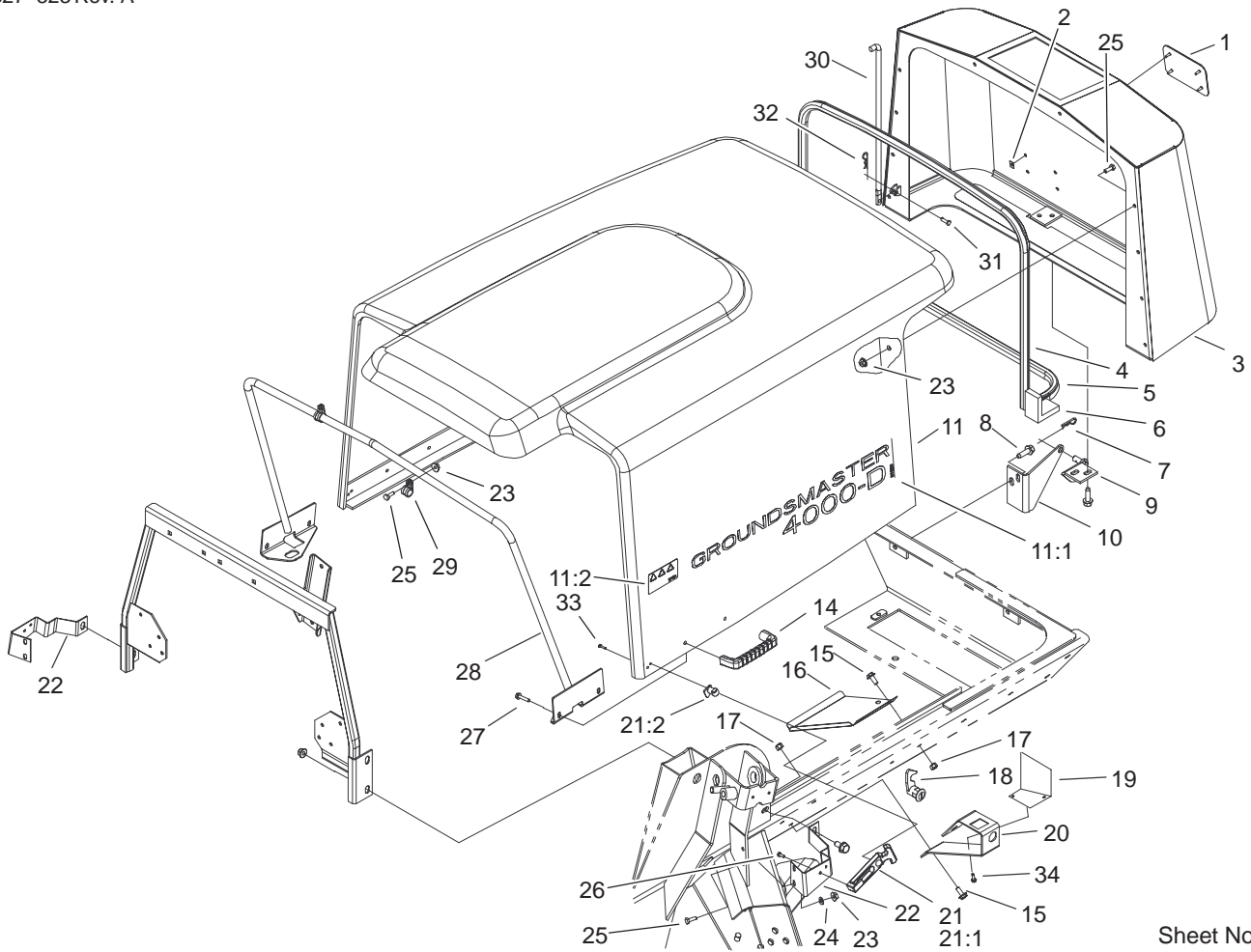


Sheet No.:14

Side Deck Lift Arm and Damper Assembly (Continued)

| Ref. No. | Part No. | Qty. | Description | Ref. No. | Part No. | Qty. | Description |
|----------|----------|------|--------------|----------|----------|------|-------------|
| 47 | 3220-7 | 2 | Nut-Jam | | | | |
| 48 | 105-2806 | 2 | End-Rod | | | | |
| 49 | 105-0756 | 4 | Spacer | | | | |
| 50 | 105-2808 | 4 | End-Rod | | | | |
| 51 | 3220-5 | 4 | Nut-Jam | | | | |
| 52 | 3296-42 | 4 | Nut-Lock, NI | | | | |
| 53 | 322-12 | 4 | Screw-HH | | | | |
| 54 | 3296-29 | 4 | Nut-Lock, NI | | | | |

PROTOTYPE

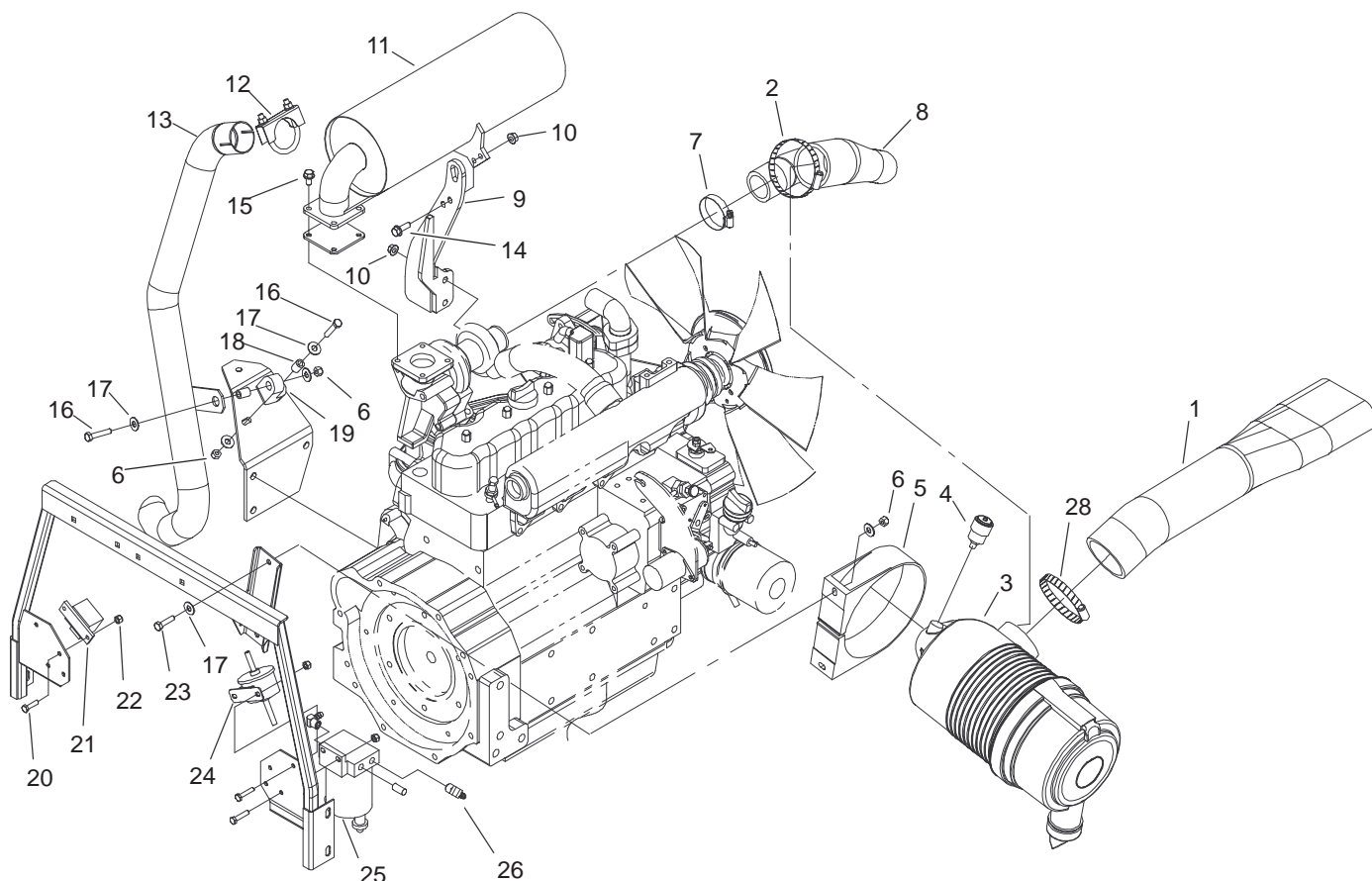


Sheet No.:15

Hood and Screen Assembly

| Ref. No. | Part No. | Qty. | Description |
|----------|-------------|------|-----------------------|
| 1 | 93-6028 | 1 | Plate-Logo, Toro |
| 2 | 94-2638 | 4 | Nut-Tinnerman |
| 3 | 100-5506-03 | 1 | Screen ASM |
| 4 | 104-2225 | 1 | Seal-Bulb |
| 5 | 104-3590 | 1 | Seal-Bulb |
| 6 | 104-3580 | 2 | Seal-Corner, Screen |
| 7 | 3290-467 | 2 | Pin-Hair |
| 8 | 32144-109 | 8 | Screw |
| 9 | 104-3589 | 2 | Screen Pivot ASM |
| 10 | 104-3588-03 | 2 | Pivot-Screen |
| 11 | 104-8338 | 1 | Hood ASM |
| 11:1 | 104-2288 | 2 | Decal |
| 11:2 | 100-6574 | 1 | Decal-Warning |
| 14 | 65-5100 | 2 | Handle-Door |
| 15 | 3234-5 | 4 | Screw |
| 16 | 104-3560-03 | 1 | Deflector-Filter, Oil |
| 17 | 3296-29 | 4 | Nut-Lock, NI |
| 18 | 98-5398 | 1 | Latch |
| 19 | 105-4531 | 1 | Cover-Latch |
| 20 | 104-3591-03 | 1 | Bracket-Latch, Hood |
| 21 | 94-5626 | 2 | Latch-Draw, Flexible |
| 21:1 | 100-5806 | 1 | Handle-Latch |
| 21:2 | 100-5807 | 1 | Keeper-Latch |
| 22 | 104-2255-03 | 1 | Bracket-Latch, RH |
| 22 | 104-2253-03 | 1 | Bracket-Latch, LH |
| 23 | 32128-33 | 16 | Nut-HF |

| Ref. No. | Part No. | Qty. | Description |
|----------|-------------|------|------------------|
| 24 | 3256-22 | 4 | Washer-Flat |
| 25 | 321-4 | 16 | Screw-HH |
| 26 | 32144-1 | 4 | Screw-Taptite |
| 27 | 46-8092 | 4 | Screw-Plastite |
| 28 | 104-3505-03 | 1 | Hood Support ASM |
| 29 | 2412-134 | 2 | R-Clamp |
| 30 | 104-8313 | 1 | Rod-Hood |
| 31 | 283-67 | 1 | Pin-Clevis |
| 32 | 3290-307 | 1 | Pin-Hair |
| 33 | 32104-4 | 2 | Screw |
| 34 | 32104-95 | 2 | Screw-HWH |

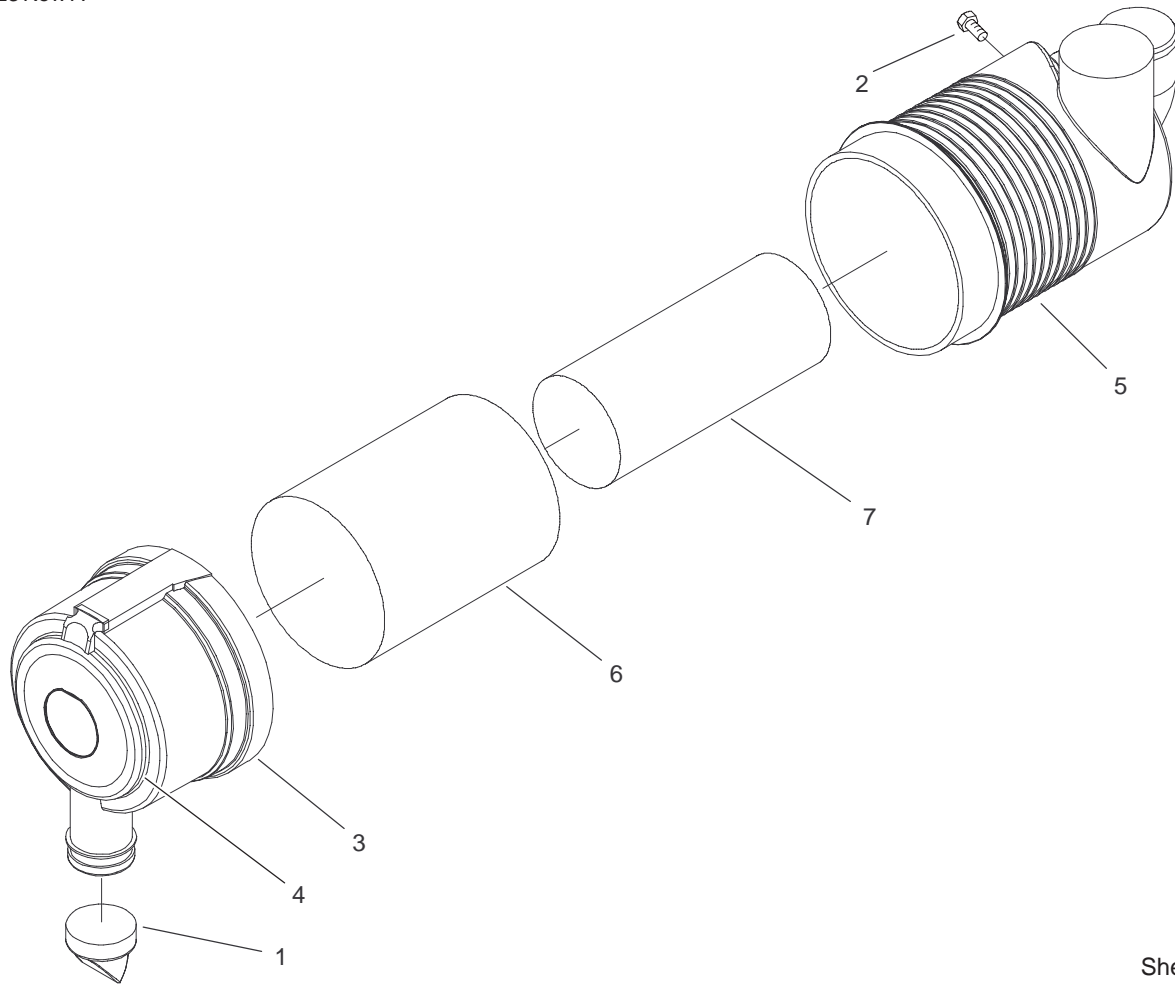


Sheet No.:16

Air Cleaner and Muffler Assembly

| Ref. No. | Part No. | Qty. | Description | Ref. No. | Part No. | Qty. | Description |
|----------|------------|------|---------------------------|----------|----------|------|-------------------|
| 1 | 100-5550 | 1 | Hose-Cleaner, Air | 25 | 98-9305 | 1 | Filter-Water/Fuel |
| 2 | 2412-110 | 1 | Clamp-Hose | 26 | 353-781 | 2 | Fitting |
| 3 | 99-5410 | 1 | Cleaner-Air | 27 | 100-9333 | 1 | Gasket-Muffler |
| 4 | 104-3563 | 1 | Indicator | 28 | 2412-125 | 1 | Clamp-Hose |
| *4:1 | 94-1416 | 1 | Indicator Adapter ASM | | | | |
| 5 | 99-5414 | 1 | Strap-Cleaner, Air | | | | |
| 6 | 3296-29 | 4 | Nut-Lock, NI | | | | |
| 7 | 2412-92 | 1 | Clamp-Hose | | | | |
| 8 | 99-5415 | 1 | Hose-Cleaner, Air | | | | |
| 9 | 99-5421-03 | 1 | Bracket-Mounting | | | | |
| 10 | 33004-00 | 4 | Nut-HF | | | | |
| 11 | 99-5424 | 1 | Muffler-Turbo | | | | |
| 12 | 18-2130 | 1 | Clamp-Column, Steering | | | | |
| 13 | 100-5610 | 1 | Pipe-Exhaust | | | | |
| 14 | 33104-025 | 2 | Screw-HHF | | | | |
| 15 | 33104-016 | 4 | Screw-HHF | | | | |
| 16 | 322-8 | 2 | Screw-HH | | | | |
| 17 | 3256-3 | 8 | Washer-Flat | | | | |
| 18 | 93-5023 | 2 | Spacer | | | | |
| 19 | 95-5622 | 1 | Hanger-Rubber | | | | |
| 20 | 321-6 | 6 | Screw-HH | | | | |
| 21 | 66-8800 | 1 | Relay | | | | |
| 22 | 3296-42 | 6 | Nut-Lock, NI | | | | |
| 23 | 322-6 | 2 | Screw-HH | | | | |
| 24 | 104-5215 | 1 | Pump-Fuel, Electric | | | | |

* Not illustrated



T-3770
Sheet No.:C1

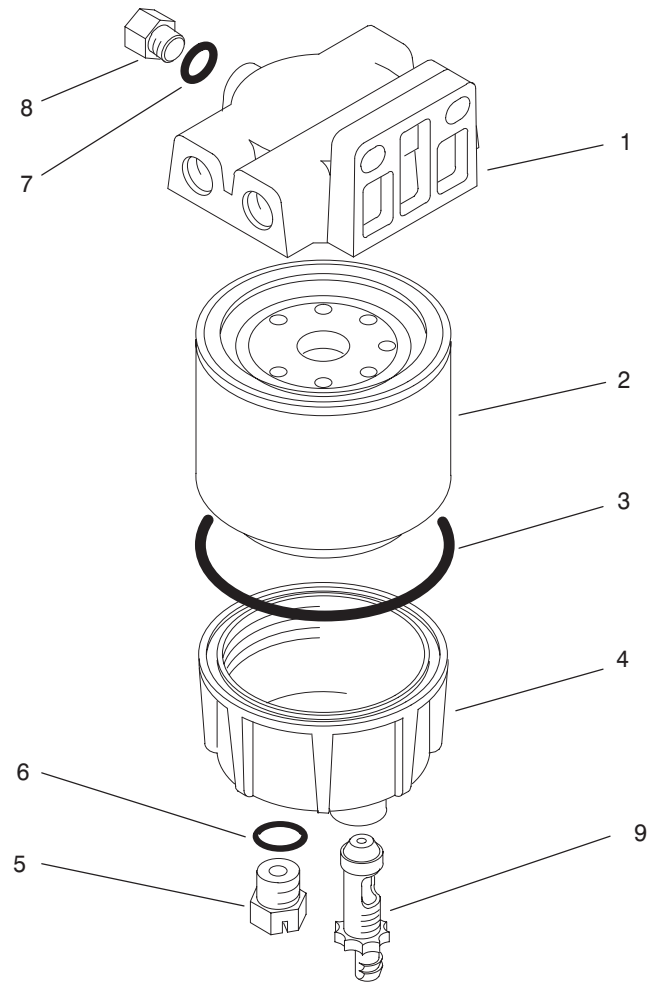
Air Cleaner Assembly No. 99-5410

| Ref. No. | Part No. | Qty. | Description |
|----------|----------|------|----------------|
| 1 | 104-4258 | 1 | Valve-Vacuator |
| ☆2 | | 1 | Plug-Pipe |
| 3 | 104-4259 | 1 | Cover ASM |
| ☆4 | | 1 | Marking |
| ☆5 | | 1 | Body ASM |
| 6 | 104-4260 | 1 | Element ASM |
| 7 | 104-4261 | 1 | Element ASM |

| Ref. No. | Part No. | Qty. | Description |
|----------|----------|------|-------------|
| | | | |
| | | | |
| | | | |
| | | | |
| | | | |
| | | | |

PROTOTYPE

☆ Not serviced separately



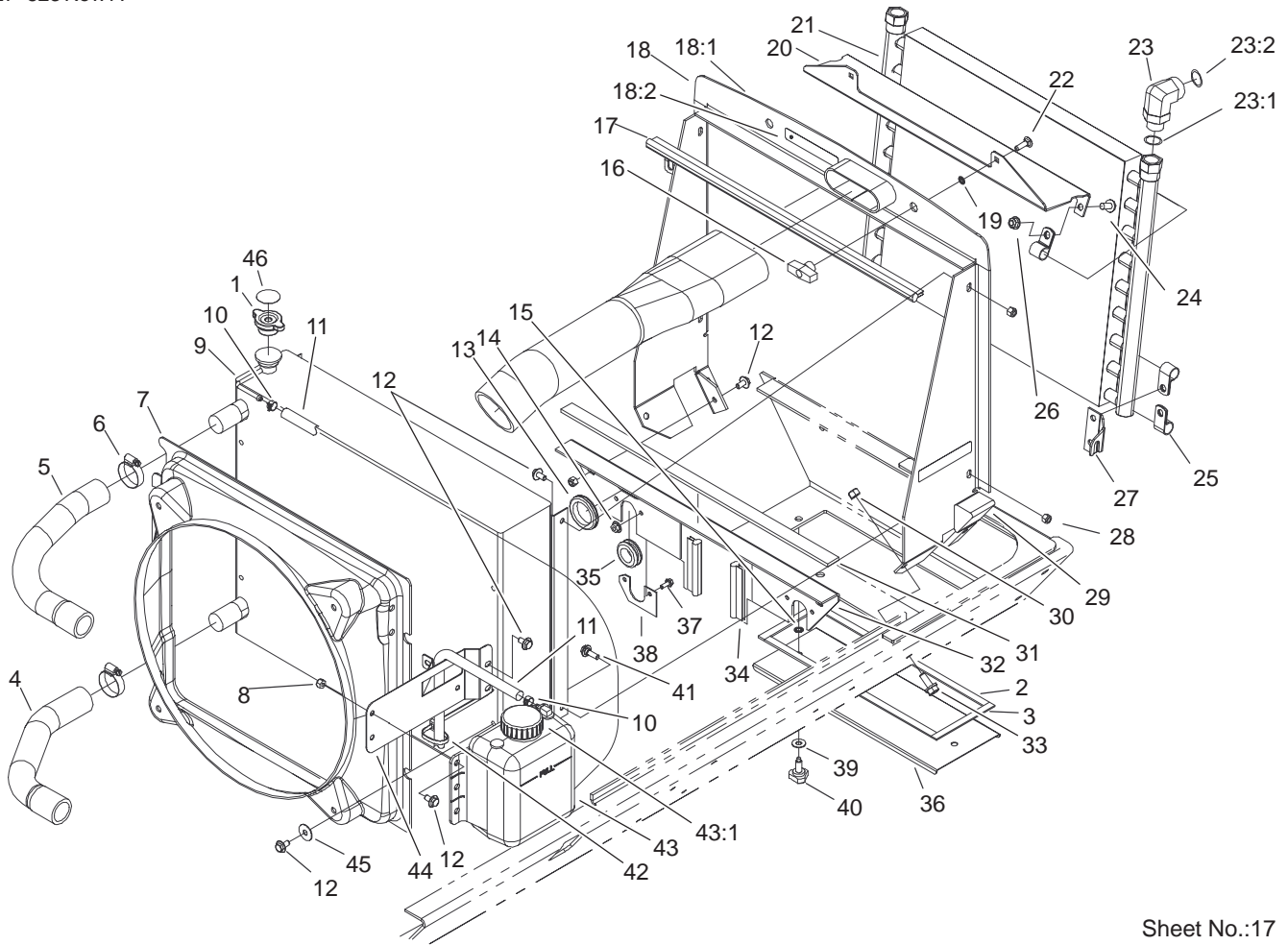
T-3330
Sheet No.:C2

Filter Assembly No. 98-9305

| Ref. No. | Part No. | Qty. | Description |
|----------|----------|------|---------------------|
| 1 | 98-9772 | 1 | Head-Filter |
| 2 | 98-9764 | 1 | Element-On, Spin |
| 3 | 98-9774 | 1 | O-Ring-Base, Filter |
| 4 | 98-9775 | 1 | Base-Filter |
| 5 | 98-9773 | 1 | Plug-Base, Filter |
| 6 | 237-42 | 1 | O-Ring |
| 7 | 237-78 | 1 | O-Ring |
| 8 | 98-9776 | 1 | Plug-Head, Filter |
| 9 | 98-9777 | 1 | Drain Valve ASM |

| Ref. No. | Part No. | Qty. | Description |
|----------|----------|------|-------------|
| | | | |

PROTOTYPE

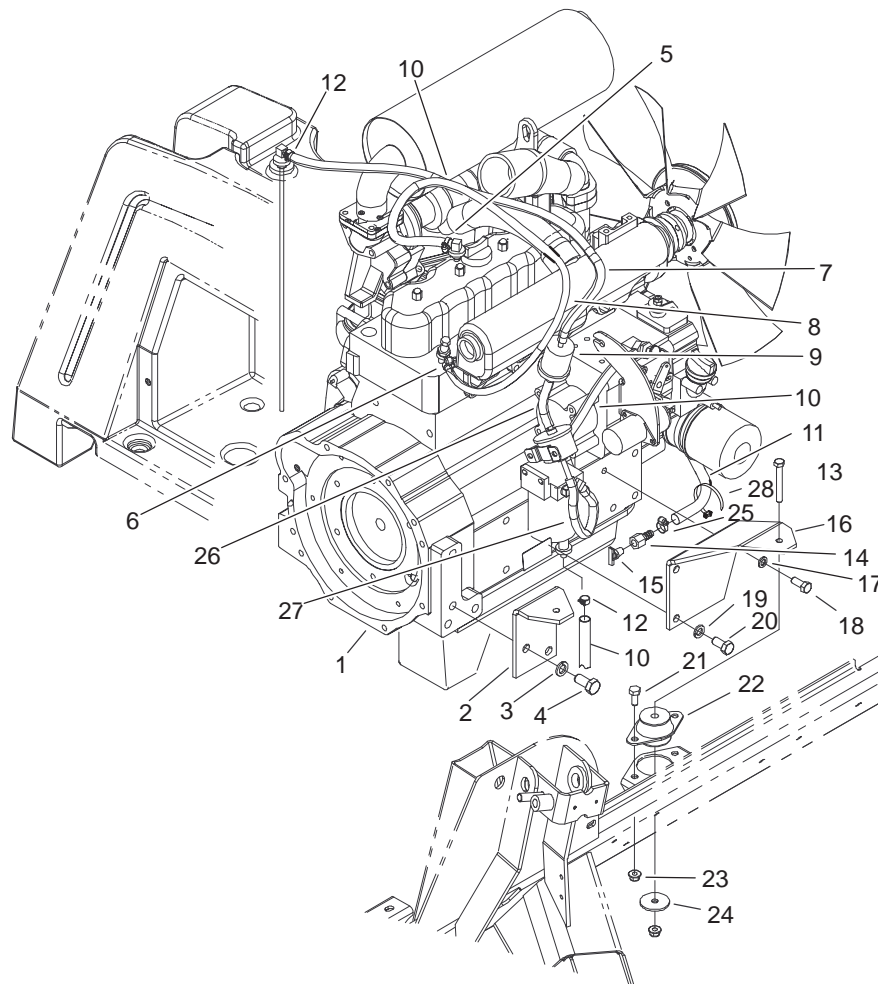


Sheet No.:17

Radiator, Oil Cooler and Support Assembly

| Ref. No. | Part No. | Qty. | Description |
|----------|-------------|------|-----------------------|
| 1 | 93-5957 | 1 | Cap-Radiator |
| 2 | 105-0777 | 2 | Strip-Foam |
| 3 | 105-0778 | 2 | Strip-Foam |
| 4 | 100-5546 | 1 | Hose-Radiator, Lower |
| 5 | 100-5547 | 1 | Hose-Radiator |
| 6 | 2412-111 | 4 | Clamp |
| 7 | 99-5428 | 1 | Shroud-Radiator |
| 8 | 3296-29 | 5 | Nut-Lock, NI |
| 9 | 99-5426 | 1 | Radiator |
| 10 | 92-2379 | 3 | Clamp-Hose |
| 11 | 71-3370 | 2 | Hose-Fuel |
| 12 | 3234-7 | 14 | Screw-HHF |
| 13 | 240-3 | 1 | Grommet-Rubber |
| 14 | 32128-33 | 4 | Nut-HF |
| 15 | 32151-72 | 2 | Ring-Retaining |
| 16 | 98-7134 | 2 | Knob-Handle |
| 17 | 104-2223 | 1 | Seal-Bulb |
| 18 | 105-0757 | 1 | Radiator Support ASM |
| 18:1 | 93-7275 | 1 | Decal-Fluid, Starting |
| 18:2 | 93-7272 | 3 | Decal-Warning |
| 19 | 104-8310 | 2 | Ring-Retaining |
| 20 | 104-7522-03 | 1 | Bracket-Cooler, Oil |
| 21 | 99-5495 | 1 | Cooler-Oil |
| 22 | 3230-22 | 2 | Screw-CARR |
| 23 | 104-3796 | 2 | Elbow-90° |
| 23:1 | 237-81 | 1 | O-Ring |

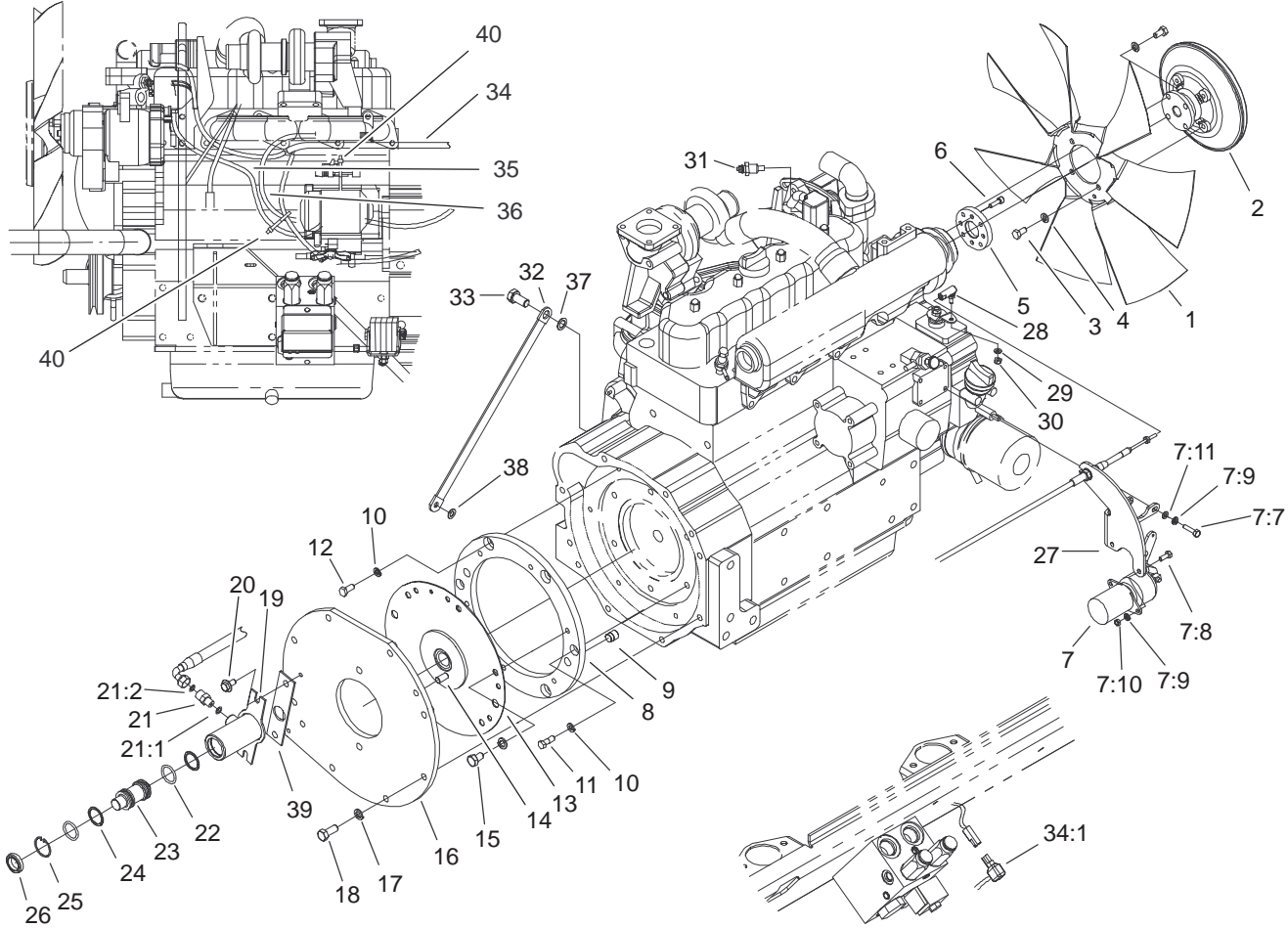
| Ref. No. | Part No. | Qty. | Description |
|----------|-------------|------|--------------------|
| 23:2 | 340-65 | 1 | O-Ring |
| 24 | 3234-1 | 6 | Screw-HHF |
| 25 | 2412-81 | 6 | Clamp |
| 26 | 104-8301 | 6 | Nut-Flange, NI |
| 27 | 100-3077-03 | 1 | Bracket-Cooler, RH |
| 27 | 100-3078-03 | 1 | Bracket-Cooler, LH |
| 28 | 104-8300 | 4 | Nut-Flange, NI |
| 29 | 93-5954 | 2 | Foam-Plug |
| 30 | 3296-39 | 4 | Nut-Lock, NI |
| 31 | 104-2226 | 1 | Strip-Foam |
| 32 | 99-5517-03 | 1 | Support-Lower |
| 33 | 3234-24 | 4 | Screw-HHF |
| 34 | 104-2224 | 2 | Seal-Bulb |
| 35 | 237-165 | 2 | Grommet |
| 36 | 104-2287-03 | 1 | Cover-Frame |
| 37 | 3234-33 | 4 | Screw-HHF |
| 38 | 104-8311 | 2 | Plate |
| 39 | 3256-3 | 2 | Washer-Flat |
| 40 | 95-9648 | 2 | Knob |
| 41 | 28-0540 | 2 | Bolt-Shoulder |
| 42 | 3290-378 | 1 | Tie-Cable |
| 43 | 104-2276 | 1 | Reservoir-Coolant |
| 43:1 | 87-7050 | 1 | Cap-Reservoir |
| 44 | 100-5505-03 | 1 | Bracket-Tank |
| 45 | 3256-35 | 4 | Washer-Flat |
| 46 | 105-2841 | 1 | Decal-Radiator |



Sheet No.:18

Engine and Mount Assembly

| Ref. No. | Part No. | Qty. | Description | Ref. No. | Part No. | Qty. | Description |
|----------|-------------|------|----------------------|----------|----------|------|-------------|
| 1 | 99-5413 | 1 | Engine-Turbo, Kubota | 25 | 2412-108 | 2 | Clamp-Worm |
| 2 | 100-3147-03 | 1 | Mount-Engine, LH | 26 | 27-5350 | 1 | Line-Fuel |
| 2 | 100-3148-03 | 1 | Mount-Engine, RH | 27 | 63-9640 | 1 | Hose |
| 3 | 43-5950 | 4 | Washer-Lock, Spring | 28 | 3290-379 | 1 | Tie-Cable |
| 4 | 43-3210 | 4 | Screw-HH | | | | |
| 5 | 2412-146 | 1 | Clamp-Hose | | | | |
| 6 | 2412-80 | 1 | Clamp-Line, Fuel | | | | |
| 7 | 63-7630 | 1 | Hose | | | | |
| 8 | 75-4706 | 1 | Hose-Fuel | | | | |
| 9 | 98-7612 | 1 | Filter-Fuel | | | | |
| 10 | 19-3250 | 2 | Hose-Line, Fuel | | | | |
| 11 | 99-7376 | 1 | Hose-Breather | | | | |
| 12 | 92-2379 | 9 | Clamp-Hose | | | | |
| 13 | 323-13 | 4 | Screw-HH | | | | |
| 14 | 354-94 | 1 | Hose-Female, Barbed | | | | |
| 15 | 93-5528 | 1 | Fitting-Cock, Drain | | | | |
| 16 | 100-3141-03 | 1 | RH Mount ASM | | | | |
| 16 | 100-3144-03 | 1 | LH Mount ASM | | | | |
| 17 | 48-9590 | 1 | Washer-Lock | | | | |
| 18 | 43-0090 | 1 | Screw-HH | | | | |
| 19 | 48-8070 | 5 | Washer-Lock | | | | |
| 20 | 42-9250 | 5 | Bolt | | | | |
| 21 | 323-5 | 8 | Screw-HH | | | | |
| 22 | 53-9682 | 4 | T-Engine, Rubber | | | | |
| 23 | 104-8301 | 12 | Nut-Flange, NI | | | | |
| 24 | 63-7400 | 4 | Washer-Rebound | | | | |

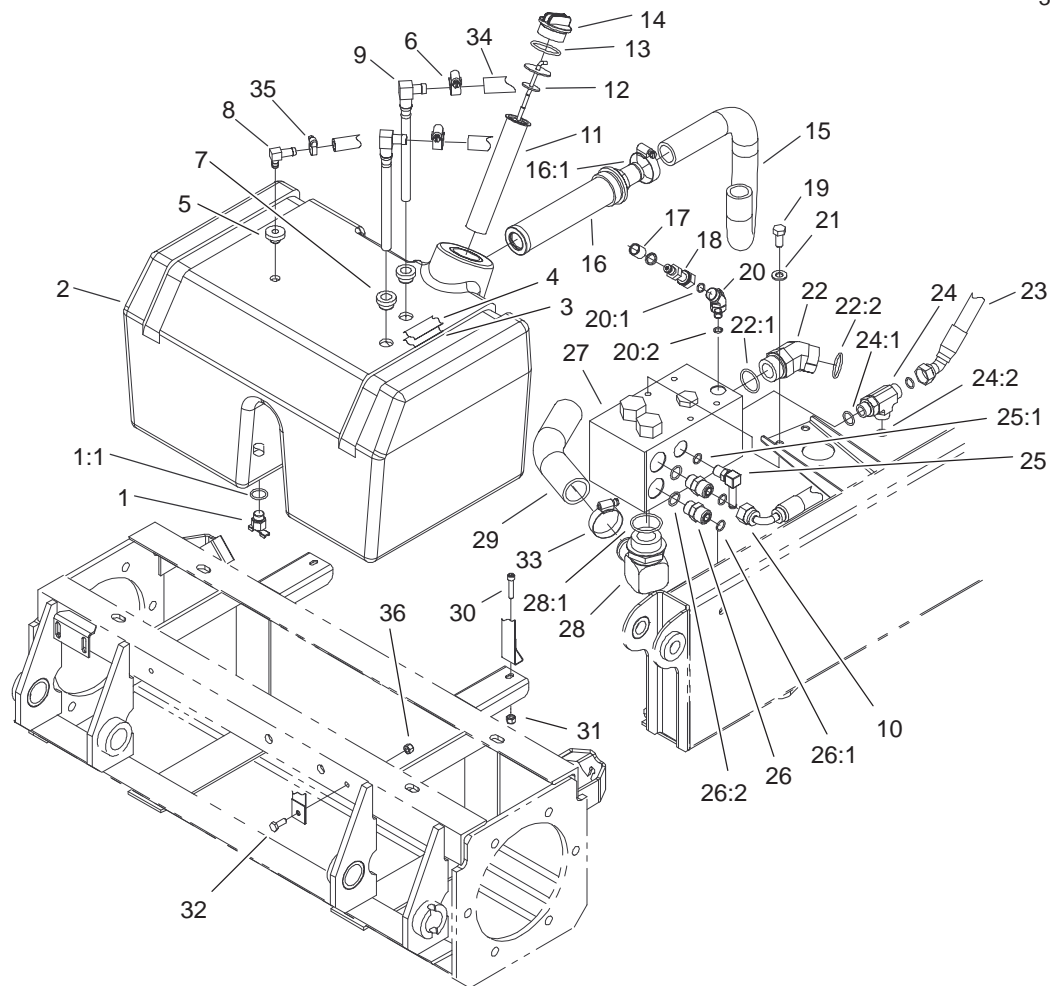


Sheet No.:19

Fan Drive and Flywheel Assembly

| Ref. No. | Part No. | Qty. | Description |
|----------|-------------|------|-----------------|
| 1 | 105-0750 | 1 | Fan |
| 2 | 104-2212 | 1 | Clutch-Fan |
| 3 | 322-2 | 8 | Screw-HH |
| 4 | 3253-4 | 8 | Washer-Lock |
| 5 | 100-3066 | 1 | Adapter-Fan |
| 6 | 52-6290 | 4 | Screw-HH |
| 7 | 98-3817 | 1 | Solenoid Kit |
| 7:7 | 33113-025 | 3 | Screw-HH |
| 7:8 | 33113-016 | 2 | Screw-HH |
| 7:9 | 48-8020 | 5 | Washer-Spring |
| 7:10 | 33013-00 | 2 | Nut-Hex |
| 7:11 | 33093-00 | 3 | Washer-Flat |
| 7:12 | 3272-2 | 1 | Pin-Cotter |
| 8 | 100-5633 | 1 | Spacer-Coupling |
| 9 | 58-3590 | 2 | Dowel |
| 10 | 48-9570 | 6 | Washer |
| 11 | 100-5634 | 2 | Bolt-Shoulder |
| 12 | 33114-020 | 4 | Screw-HH |
| 13 | 92-1753 | 1 | Coupling-Spring |
| 14 | 100-5635 | 2 | Pin-Plate |
| 15 | 70-8470 | 6 | Screw-HH |
| 16 | 100-5632-03 | 1 | Plate-Adapter |
| 17 | 48-9590 | 14 | Washer-Lock |
| 18 | 43-0090 | 8 | Screw-HH |
| 19 | 104-2291 | 1 | Cylinder ASM |
| 20 | 3234-5 | 2 | Screw |

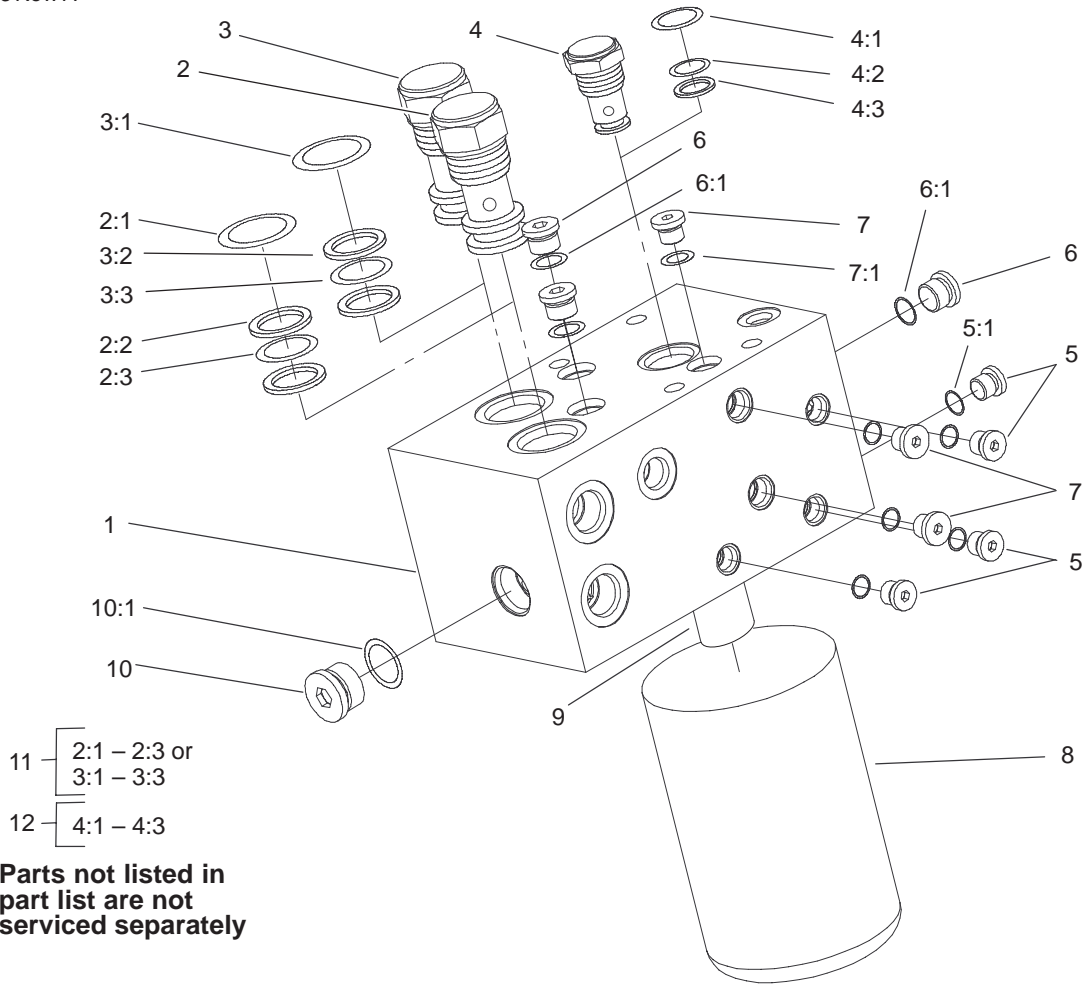
| Ref. No. | Part No. | Qty. | Description |
|----------|-------------|------|----------------------------|
| 21 | 340-92 | 2 | Fitting-HYD, Straight |
| 21:1 | 237-78 | 1 | O-Ring |
| 21:2 | 237-21 | 1 | O-Ring |
| 22 | 237-185 | 2 | O-Ring |
| 23 | 104-2295 | 1 | Piston-Cylinder |
| 24 | 104-2296 | 2 | Ring-Back Up |
| 25 | 32151-51 | 1 | Ring-Retaining |
| 26 | 104-8304 | 1 | Seal-Grease |
| 27 | 104-7540-03 | 1 | Support-Cable |
| 28 | 2411-38 | 1 | Joint-Ball |
| 29 | 3256-51 | 1 | Washer-Flat |
| 30 | 3296-21 | 1 | Nut-Lock, NI |
| 31 | 98-9346 | 1 | Sender-Temperature |
| 32 | 18-2770 | 1 | Cable-Ground |
| 33 | 42-9250 | 1 | Bolt |
| 34 | 100-5553 | 1 | Harness-Wire, Engine |
| 34:1 | 100-4918 | 3 | Diode |
| 35 | 100-5552 | 1 | Harness-Wire |
| 36 | 99-3441 | 1 | Harness-Wire, Fusible Link |
| 37 | 3255-2 | 1 | Washer-Lock/Ext |
| 38 | 3255-8 | 1 | Washer-Lock/Ext |
| 39 | 105-3238-03 | 2 | Plate-Shim |
| 40 | 3290-379 | 2 | Tie-Cable |



Sheet No.:20

Hydraulic Reservoir and Filter Assembly

| Ref. No. | Part No. | Qty. | Description | Ref. No. | Part No. | Qty. | Description |
|----------|----------|------|------------------|----------|----------|------|------------------|
| 1 | 104-8334 | 1 | Petcock | 22:1 | 237-146 | 1 | O-Ring |
| 1:1 | 237-42 | 1 | O-Ring | 22:2 | 340-65 | 1 | O-Ring |
| 2 | 104-0703 | 1 | Reservoir-HYD | 23 | 100-5521 | 1 | Hose ASM |
| 3 | 93-5273 | 2 | Strap-Felt | 24 | 340-109 | 1 | Fitting-HYD, Tee |
| 4 | 104-0794 | 2 | Strap | 24:1 | 237-79 | 1 | O-Ring |
| 5 | 46-6560 | 1 | Bushing | 24:2 | 237-30 | 2 | O-Ring |
| 6 | 2412-36 | 2 | Clamp-Hose | 25 | 354-135 | 1 | Fitting-HYD, 90° |
| 7 | 104-0790 | 2 | Bushing | 25:1 | 237-42 | 1 | O-Ring |
| 8 | 46-6550 | 1 | Fitting-HYD, 90° | 26 | 340-4 | 2 | Adapter |
| 9 | 104-0791 | 2 | Pipe-Stand | 26:1 | 237-30 | 1 | O-Ring |
| 10 | 100-5522 | 1 | Hose ASM | 26:2 | 237-79 | 1 | O-Ring |
| 11 | 61-2790 | 1 | Filter-Screen | 27 | 100-5558 | 1 | Manifold-Filter |
| 12 | 105-2812 | 1 | Dipstick ASM | 28 | 92-7526 | 1 | Fitting-HYD, 90° |
| 13 | 94-8166 | 1 | O-Ring | 28:1 | 237-101 | 1 | O-Ring |
| 14 | 93-7498 | 1 | Plug-Plastic | 29 | 104-0728 | 1 | Hose-Filter |
| 15 | 100-5528 | 1 | Hose-Suction | 30 | 3274-51 | 2 | Screw-HSH |
| 16 | 104-7546 | 1 | Strainer-Tank | 31 | 3296-42 | 2 | Nut-Lock, NI |
| 16:1 | 340-136 | 1 | O-Ring | 32 | 321-4 | 2 | Screw-HH |
| 17 | 354-79 | 1 | Cap-Dust, Yellow | 33 | 2412-111 | 2 | Clamp |
| 18 | 86-5480 | 1 | Nipple-Test | 34 | 100-5592 | 1 | Hose |
| 19 | 323-5 | 3 | Screw-HH | 35 | 2412-108 | 1 | Clamp-Worm |
| 20 | 340-54 | 1 | Elbow-45° | 36 | 32128-33 | 2 | Nut-HF |
| 20:1 | 237-22 | 1 | O-Ring | | | | |
| 20:2 | 237-78 | 1 | O-Ring | | | | |
| 21 | 3256-24 | 3 | Washer-Flat | | | | |
| 22 | 104-3509 | 1 | Fitting-HYD, 45° | | | | |



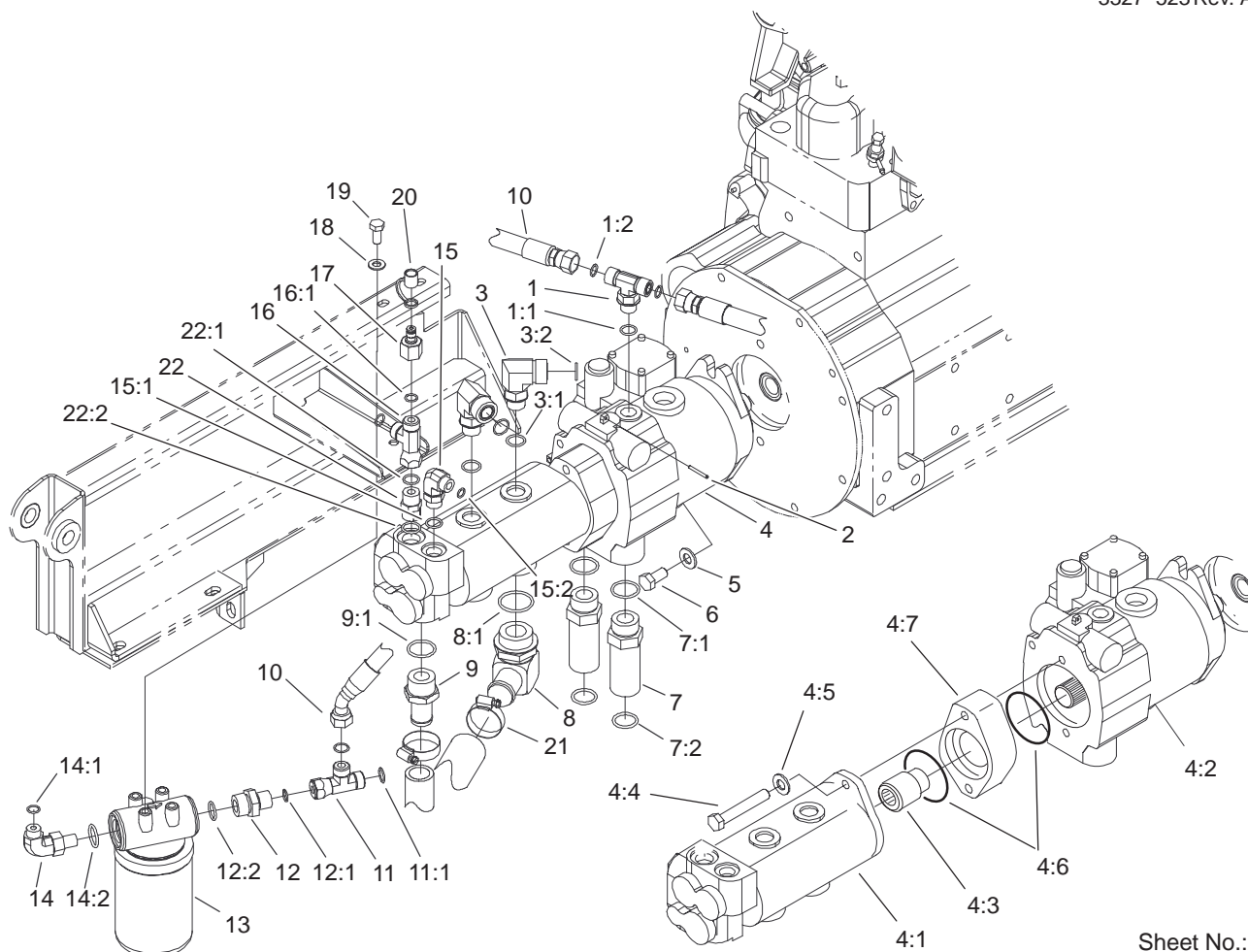
T-3771
Sheet No.:C3

Filter Manifold Assembly No. 100-5558

| Ref. No. | Part No. | Qty. | Description |
|----------|----------|------|------------------|
| ☆1 | | 1 | Manifold |
| 2 | 104-4292 | 1 | Valve-Check |
| 3 | 104-4293 | 1 | Valve-Check |
| 4 | 104-4294 | 1 | Valve-Check |
| 5 | 353-990 | 4 | Plug |
| 5:1 | 237-78 | 1 | O-Ring |
| 6 | 353-989 | 3 | Plug-Hex, Hollow |
| 6:1 | 237-42 | 1 | O-Ring |
| 7 | 354-137 | 1 | Plug |
| 8 | 94-2621 | 1 | Element-Filter |
| ☆9 | | 1 | Nipple-Filter |
| 10 | 354-70 | 1 | Plug-Hex, Hollow |
| 10:1 | 237-80 | 1 | O-Ring |
| 11 | 99-5504 | 2 | Seal Kit |
| 12 | 99-5503 | 1 | Seal Kit |

| Ref. No. | Part No. | Qty. | Description |
|-----------|----------|------|-------------|
| PROTOTYPE | | | |

☆ Not serviced separately



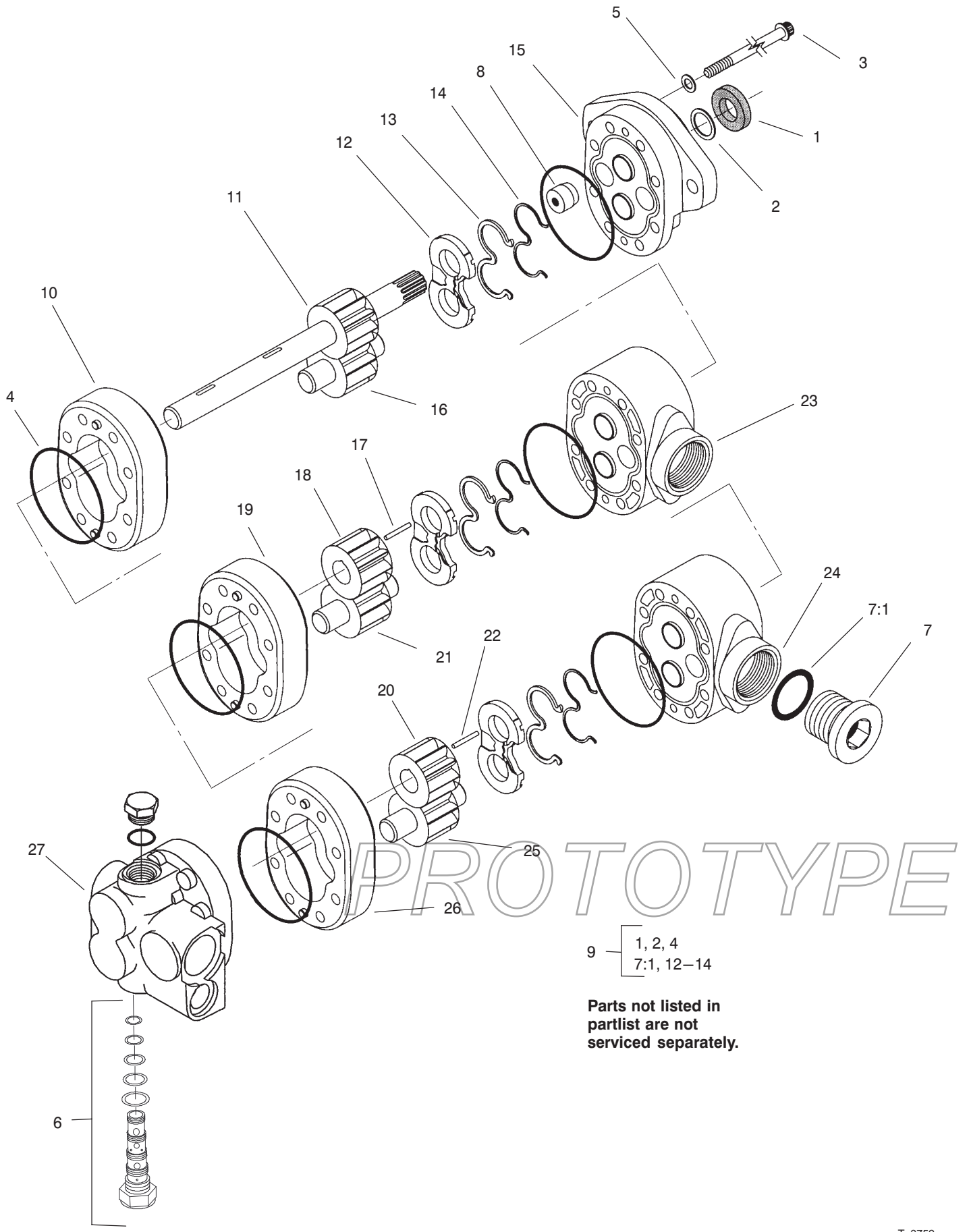
Sheet No.:21

Pump Installation and Filter Assembly

| Ref. No. | Part No. | Qty. | Description |
|----------|----------|------|------------------|
| 1 | 340-157 | 1 | Fitting-HYD |
| 1:1 | 237-79 | 1 | O-Ring |
| 1:2 | 237-30 | 2 | O-Ring |
| 2 | 32121-77 | 1 | Pin-Roll |
| 3 | 340-16 | 2 | Fitting-HYD, 90° |
| 3:1 | 237-80 | 1 | O-Ring |
| 3:2 | 237-58 | 1 | O-Ring |
| 4 | | 1 | Pump ASM |
| 4:1 | 100-3051 | 1 | Gear Pump ASM |
| 4:2 | 105-4567 | 1 | Pump-Piston |
| 4:3 | 74-9030 | 1 | Coupler |
| 4:4 | 323-32 | 2 | Screw-HH |
| 4:5 | 60-3540 | 2 | Washer |
| 4:6 | 60-3520 | 2 | O-Ring |
| 4:7 | 99-5510 | 1 | Spacer |
| 5 | 3256-26 | 2 | Washer-Flat |
| 6 | 3213-1 | 2 | Screw-HH |
| 7 | 100-5565 | 2 | Fitting-HYD |
| 7:1 | 237-146 | 1 | O-Ring |
| 7:2 | 340-65 | 1 | O-Ring |
| 8 | 92-7526 | 1 | Fitting-HYD, 90° |
| 8:1 | 237-101 | 1 | O-Ring |
| 9 | 354-78 | 1 | Connector-Hose |
| 9:1 | 237-146 | 1 | O-Ring |
| 10 | 100-5521 | 1 | Hose ASM |
| 11 | 340-104 | 1 | Tee-Fitting |

| Ref. No. | Part No. | Qty. | Description |
|----------|----------|------|-----------------------|
| 11:1 | 237-30 | 2 | O-Ring |
| 12 | 100-4240 | 1 | Fitting-Adapter |
| 12:1 | 237-30 | 1 | O-Ring |
| 12:2 | 237-81 | 1 | O-Ring |
| 13 | 93-2242 | 1 | Oil Filter ASM |
| 13:1 | 75-1310 | 1 | Element-Filter |
| 14 | 340-131 | 1 | Elbow-90° |
| 14:1 | 237-30 | 1 | O-Ring |
| 14:2 | 237-81 | 1 | O-Ring |
| 15 | 340-18 | 1 | Fitting-HYD, 90° |
| 15:1 | 237-79 | 1 | O-Ring |
| 15:2 | 237-22 | 1 | O-Ring |
| 16 | 340-104 | 1 | Tee-Fitting |
| 16:1 | 237-30 | 2 | O-Ring |
| 17 | 100-5616 | 1 | Fitting-HYD |
| 18 | 3256-24 | 2 | Washer-Flat |
| 19 | 323-5 | 2 | Screw-HH |
| 20 | 354-79 | 1 | Cap-Dust, Yellow |
| 21 | 2412-111 | 2 | Clamp |
| 22 | 340-6 | 1 | Fitting-HYD, Straight |
| 22:1 | 237-30 | 1 | O-Ring |
| 22:2 | 237-80 | 1 | O-Ring |

Gear Pump Assembly No. 100-3051



9 - 1, 2, 4
7:1, 12-14

Parts not listed in partlist are not serviced separately.

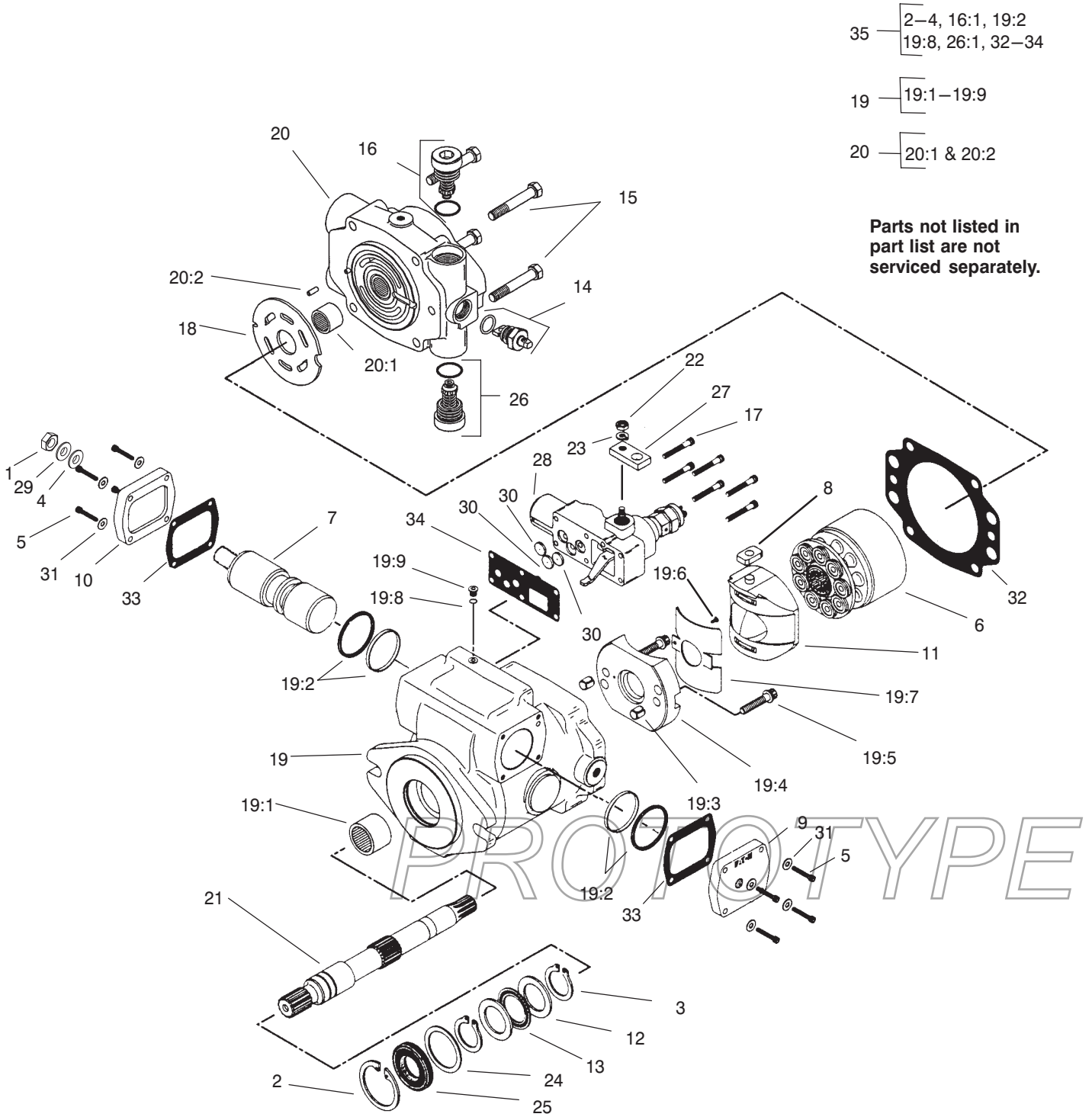
Gear Pump Assembly No. 100-3051

| Ref. No. | Part No. | Qty. | Description | Ref. No. | Part No. | Qty. | Description |
|----------|----------|------|---------------------------|----------|----------|------|-------------|
| 1 | 49-2640 | 1 | Seal-Shaft | | | | |
| 2 | 60-5890 | 1 | Washer | | | | |
| 3 | 105-2867 | 8 | Capscrew | | | | |
| 4 | 105-2866 | 6 | O-Ring | | | | |
| 5 | 74-8920 | 4 | Washer-Copper | | | | |
| 6 | 105-2870 | 1 | Valve-Proportional | | | | |
| 7 | 94-3013 | 1 | Plug | | | | |
| ☆7:1 | | 1 | O-Ring | | | | |
| 8 | 94-3011 | 1 | Plug | | | | |
| 9 | 105-2868 | 1 | Seal Kit | | | | |
| ☆10 | | 1 | Body | | | | |
| ☆11 | | 1 | Drive Gear ASM | | | | |
| ☆12 | | 3 | Plate-Wear | | | | |
| ☆13 | | 3 | Seal-Pressure, Balance | | | | |
| ☆14 | | 3 | Gasket-Backup | | | | |
| ☆15 | | 1 | Front Plate ASM | | | | |
| ☆16 | | 1 | Gear-Idler | | | | |
| ☆17 | | 1 | Key | | | | |
| ☆18 | | 1 | Gear | | | | |
| ☆19 | | 1 | Body | | | | |
| ☆20 | | 1 | Gear | | | | |
| ☆21 | | 1 | Gear-Idler | | | | |
| ☆22 | | 1 | Key | | | | |
| ☆23 | | 1 | Plate-Adaptor | | | | |
| ☆24 | | 1 | Plate-Adaptor | | | | |
| ☆25 | | 1 | Gear-Idler | | | | |
| ☆26 | | 1 | Body | | | | |
| ☆27 | | 1 | Backplate ASM | | | | |

PROTOTYPE

☆ Not serviced separately

Piston Pump Assembly No. 105-4567



35 — 2-4, 16:1, 19:2
19:8, 26:1, 32-34

19 — 19:1-19:9

20 — 20:1 & 20:2

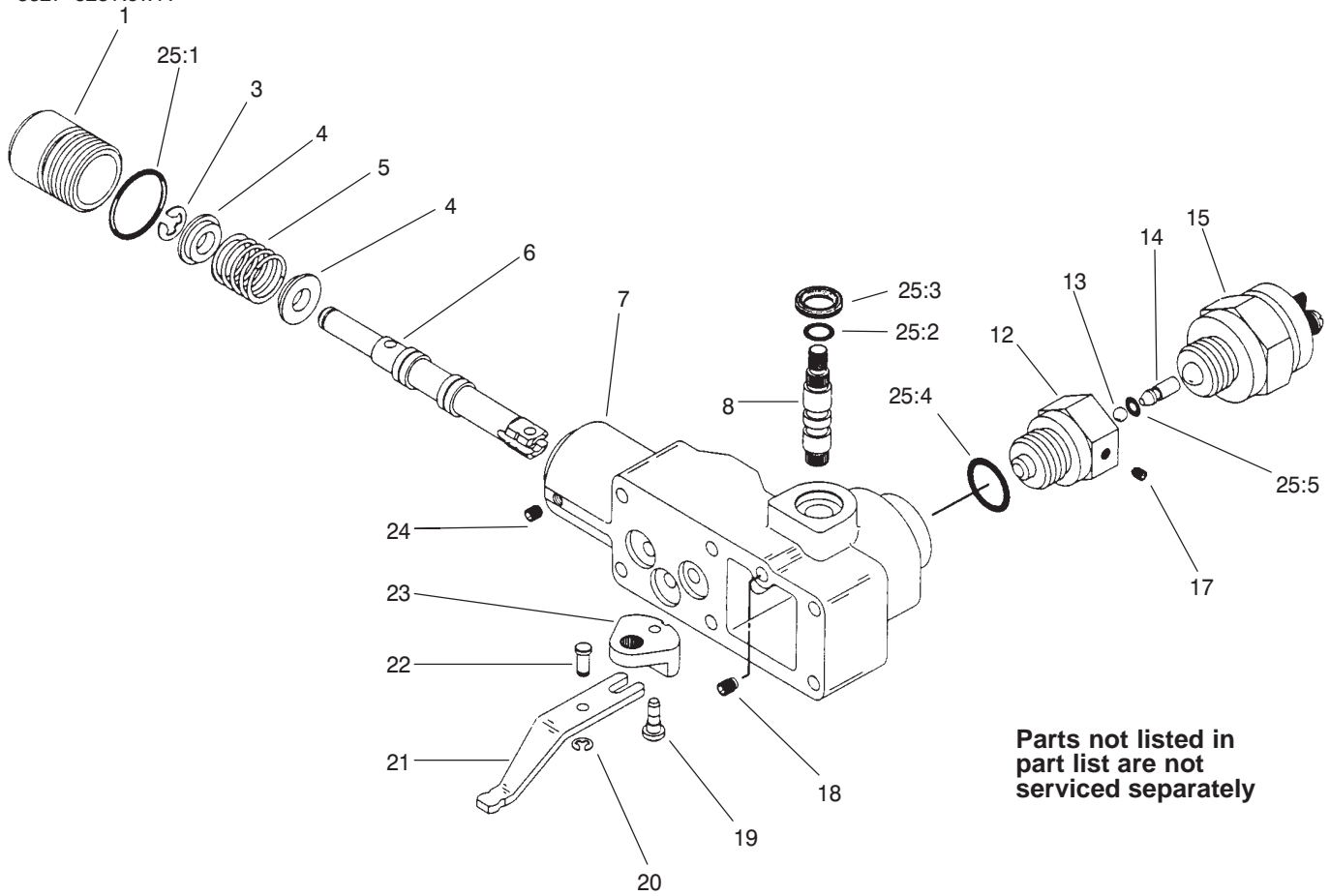
Parts not listed in part list are not serviced separately.

PROTOTYPE

Piston Pump Assembly No. 105-4567

| Ref. No. | Part No. | Qty. | Description | Ref. No. | Part No. | Qty. | Description |
|----------|----------|------|--------------------|----------|----------|------|-------------|
| 1 | 3220-2 | 1 | Nut | | | | |
| 2 | 76-7010 | 1 | Ring-Retaining | | | | |
| 3 | 76-7000 | 2 | Ring-Retaining | | | | |
| 4 | 94-3027 | 1 | Washer-Seal | | | | |
| 5 | 3274-81 | 8 | Screw-HSH | | | | |
| 6 | 93-6322 | 1 | Rotating Kit | | | | |
| 7 | 105-4572 | 1 | Servo Piston ASM | | | | |
| 8 | 94-3032 | 1 | Follower-Piston | | | | |
| 9 | 94-3033 | 1 | Plate-Cover | | | | |
| 10 | 94-3034 | 1 | Plate-Cover | | | | |
| 11 | 94-3026 | 1 | Camplate ASM | | | | |
| 12 | 76-6950 | 2 | Race-Thrust | | | | |
| 13 | 76-6960 | 1 | Bearing-Thrust | | | | |
| 14 | 105-2864 | 1 | Valve-Bypass | | | | |
| ☆14:1 | | 1 | O-Ring | | | | |
| 15 | 323-45 | 4 | Screw-HH | | | | |
| 16 | 105-2857 | 1 | Valve-Relief | | | | |
| ☆16:1 | | 1 | O-Ring | | | | |
| 17 | 3274-59 | 6 | Screw-HSH | | | | |
| 18 | 94-3022 | 1 | Plate-Valve | | | | |
| 19 | 105-2859 | 1 | Housing ASM | | | | |
| ☆19:1 | | 1 | Bearing | | | | |
| ☆19:2 | | 2 | Seal | | | | |
| ☆19:3 | | 2 | Dowel-Bushing | | | | |
| ☆19:4 | | 1 | Cradle ASM | | | | |
| ☆19:5 | | 2 | Screw | | | | |
| ☆19:6 | | 1 | Screw | | | | |
| ☆19:7 | | 1 | Bushing | | | | |
| ☆19:8 | | 1 | O-Ring | | | | |
| ☆19:9 | | 1 | Plug | | | | |
| 20 | 105-2860 | 1 | Backplate ASM | | | | |
| ☆20:1 | | 1 | Bearing | | | | |
| ☆20:2 | | 1 | Pin-Roll | | | | |
| 21 | 105-2861 | 1 | Shaft-Drive | | | | |
| 22 | 3217-5 | 1 | Nut-Hex | | | | |
| 23 | 3253-3 | 1 | Washer-Lock | | | | |
| 24 | 94-3007 | 1 | Washer | | | | |
| 25 | 105-3331 | 1 | Seal-Shaft | | | | |
| 26 | 105-2858 | 1 | Valve-Relief | | | | |
| ☆26:1 | | 1 | O-Ring | | | | |
| 27 | 105-2862 | 1 | Arm-Control | | | | |
| 2:28 | 93-6306 | 1 | Control ASM | | | | |
| 29 | 94-3030 | 1 | Washer | | | | |
| 30 | 105-2863 | 3 | Orifice | | | | |
| 31 | 3256-77 | 8 | Washer-Flat | | | | |
| ☆32 | | 1 | Gasket-Housing | | | | |
| ☆33 | | 2 | Gasket-Plate,Cover | | | | |
| ☆34 | | 1 | Gasket | | | | |
| 35 | 105-3349 | 1 | Seal Kit | | | | |

☆ Not serviced separately



T-2119-1
Sheet No.:C6

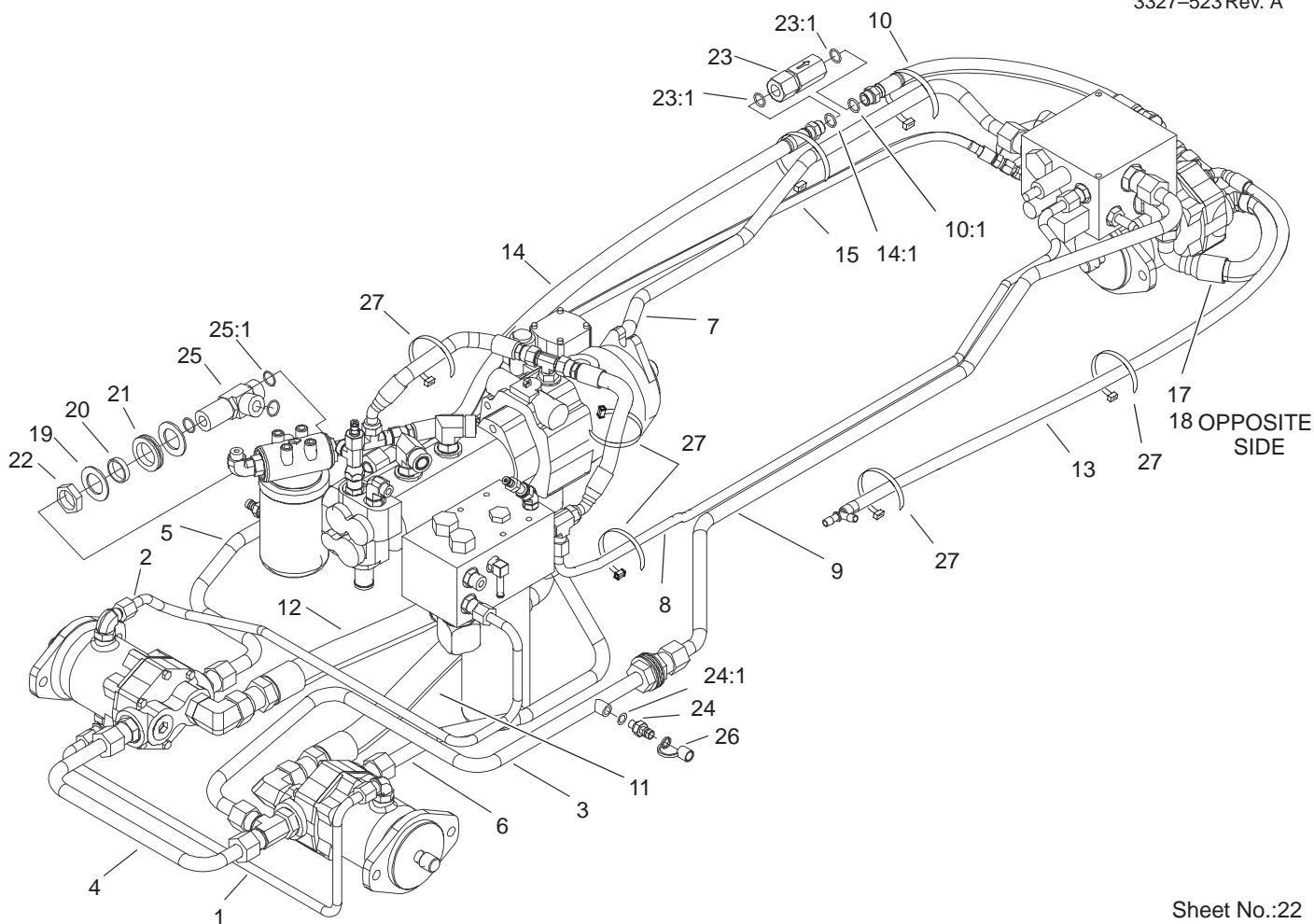
Manual Servo Control Assembly No. 93-6306

| Ref. No. | Part No. | Qty. | Description |
|----------|----------|------|------------------------|
| ☆1 | | 1 | Plug |
| ☆3 | | 1 | Ring-Retaining |
| ☆4 | | 2 | Retainer-Spring |
| ☆5 | | 1 | Spring |
| ☆6 | | 1 | Valve-Spool |
| ☆7 | | 1 | Housing-Control |
| ☆8 | | 1 | Shaft-Input |
| ☆12 | | 1 | Adaptor |
| ☆13 | | 1 | Ball |
| ☆14 | | 1 | Pin |
| 15 | 94-3043 | 1 | Switch-Safety, Neutral |
| ☆17 | | 1 | Screw-Set |
| ☆18 | | 1 | Screw-Set |
| ☆19 | | 1 | Pin |
| ☆20 | | 1 | Ring-Retaining |
| ☆21 | | 1 | Link |
| ☆22 | | 1 | Pin-Dowel |
| ☆23 | | 1 | Crank-Bell |
| ☆24 | | 1 | Screw-Set |
| 25 | 94-3044 | 1 | Seal Kit |
| ☆25:1 | | 1 | O-Ring |
| ☆25:2 | | 1 | O-Ring |
| ☆25:3 | | 1 | Seal-Wiper |
| ☆25:4 | | 1 | O-Ring |
| ☆25:5 | | 1 | O-Ring |

| Ref. No. | Part No. | Qty. | Description |
|----------|----------|------|-------------|
| | | | |

PROTOTYPE

☆ Not serviced separately

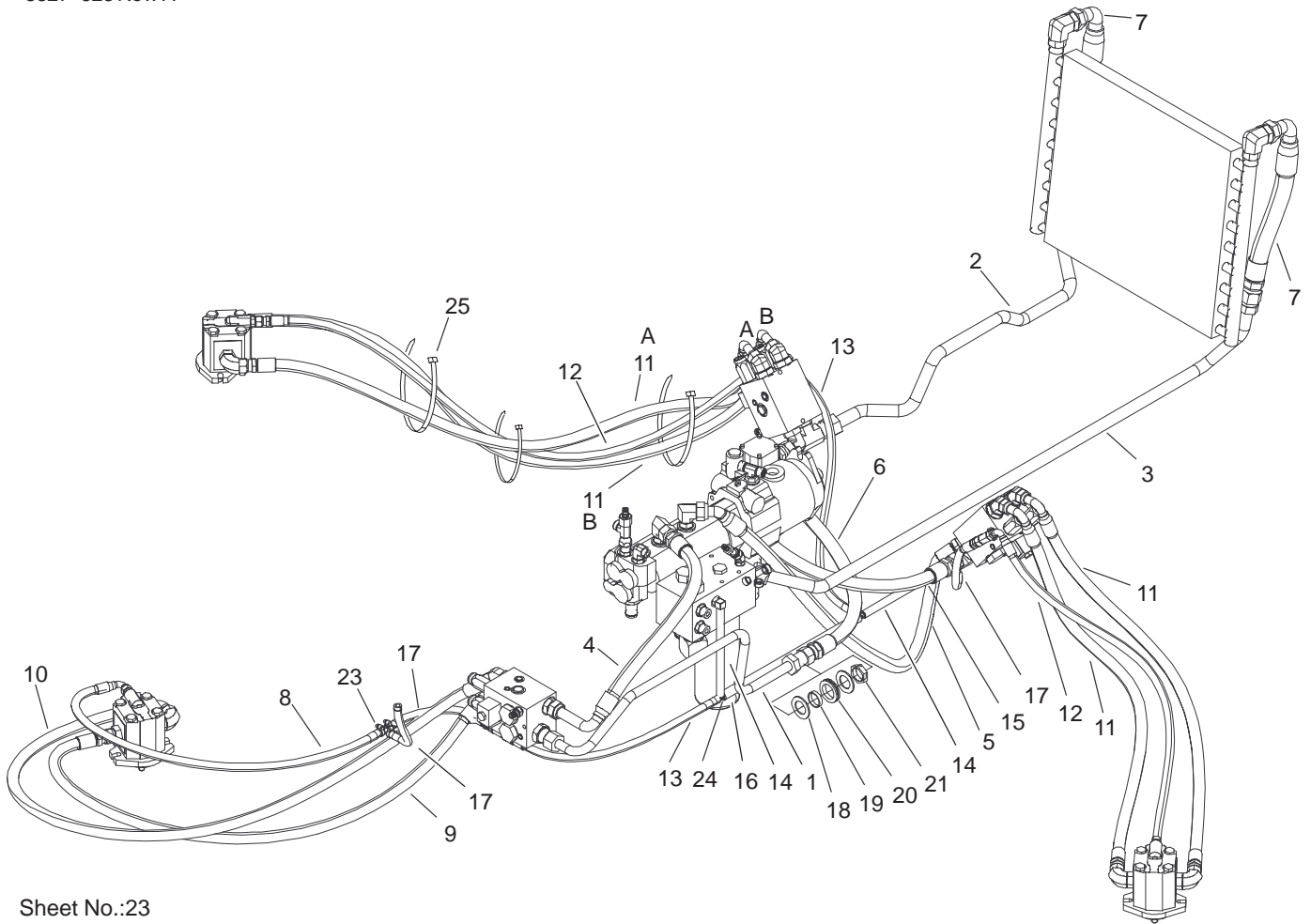


Sheet No.:22

Traction Hydraulic Plumbing Assembly

| Ref. No. | Part No. | Qty. | Description |
|----------|----------|------|--------------------------------|
| 1 | 100-3095 | 1 | Tube-HYD, Drain & Motors |
| 2 | 104-0793 | 1 | Tube-HYD, Drain Motor & Filter |
| 3 | 100-5573 | 1 | Tube-HYD, LH Front Motor |
| 4 | 100-5574 | 1 | Tube-HYD, Motor Front |
| 5 | 104-3581 | 1 | Tube-HYD, Motor RH |
| 6 | 104-3582 | 1 | Tube-HYD, Motor LH |
| 7 | 100-5571 | 1 | Tube-HYD, RH Rear Traction |
| 8 | 105-4508 | 1 | Tube-HYD, Charge LH |
| 9 | 100-5572 | 1 | Tube-HYD, LH Rear Traction |
| 10 | 100-5617 | 1 | Hose ASM |
| 10:1 | 237-79 | 1 | O-Ring |
| 11 | 100-5524 | 1 | Hose ASM |
| 12 | 100-5525 | 1 | Hose ASM |
| 13 | 100-5614 | 1 | Hose ASM |
| 14 | 104-2237 | 1 | Hose ASM |
| 14:1 | 237-79 | 1 | O-Ring |
| 15 | 100-5643 | 1 | Hose ASM |
| 17 | 100-5579 | 1 | Hose ASM |
| 18 | 104-3502 | 1 | Hose ASM |

| Ref. No. | Part No. | Qty. | Description |
|----------|----------|------|------------------|
| 19 | 69-8910 | 4 | Washer |
| 20 | 69-8900 | 2 | Spacer |
| 21 | 240-7 | 2 | Grommet-Rubber |
| 22 | 340-126 | 2 | Nut-Bulkhead |
| 23 | 100-5600 | 1 | Valve-Check |
| 24 | 354-77 | 2 | Fitting-Quick |
| 24:1 | 237-78 | 1 | O-Ring |
| 25 | 104-3558 | 1 | Fitting-Bulkhead |
| 25:1 | 237-58 | 3 | O-Ring |
| 26 | 354-79 | 2 | Cap-Dust, Yellow |
| 27 | 3290-379 | 7 | Tie-Cable |



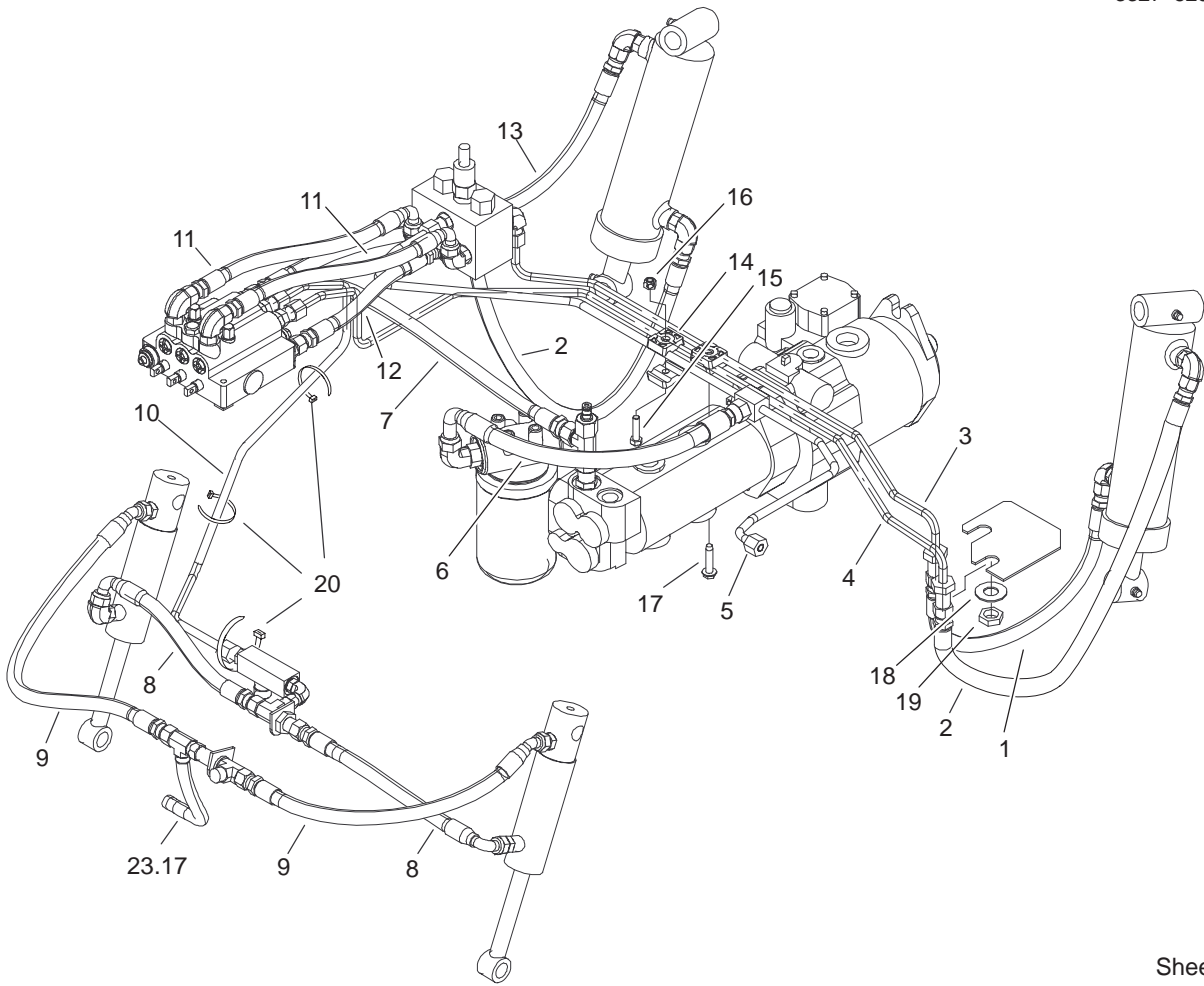
Sheet No.:23

PTO Hydraulic Plumbing Assembly

| Ref. No. | Part No. | Qty. | Description |
|----------|----------|------|---------------------|
| 1 | 104-0795 | 1 | Tube-HYD, Front PTO |
| 2 | 104-0796 | 1 | Tube-HYD, RH Cooler |
| 3 | 104-0797 | 1 | Tube-HYD, LH Cooler |
| 4 | 95-0961 | 1 | Hose ASM |
| 5 | 104-2264 | 1 | Hose ASM |
| 6 | 104-2235 | 1 | Hose ASM |
| 7 | 100-5568 | 2 | Hose ASM |
| 8 | 104-2262 | 1 | Hose ASM |
| 9 | 104-2261 | 1 | Hose ASM |
| 10 | 104-2260 | 1 | Hose ASM |
| 11 | 104-2263 | 4 | Hose ASM |
| 12 | 104-2265 | 2 | Hose ASM |
| 13 | 100-5570 | 2 | Hose ASM |
| 14 | 100-5649 | 2 | Hose |
| 15 | 100-5645 | 1 | Hose ASM |
| 16 | 100-5607 | 1 | Hose |
| 17 | 100-5641 | 3 | Hose ASM |
| 18 | 69-8910 | 2 | Washer |
| 19 | 69-8900 | 1 | Spacer |
| 20 | 240-7 | 1 | Grommet-Rubber |
| 21 | 340-126 | 1 | Nut-Bulkhead |
| 23 | 2412-36 | 13 | Clamp-Hose |
| 24 | 354-107 | 4 | Fitting-HYD, Tee |
| 25 | 3290-379 | 9 | Tie-Cable |

| Ref. No. | Part No. | Qty. | Description |
|----------|----------|------|-------------|
| | | | |
| | | | |
| | | | |
| | | | |
| | | | |
| | | | |
| | | | |
| | | | |
| | | | |
| | | | |
| | | | |
| | | | |
| | | | |
| | | | |
| | | | |
| | | | |
| | | | |
| | | | |
| | | | |
| | | | |
| | | | |
| | | | |
| | | | |
| | | | |
| | | | |
| | | | |

PROTOTYPE

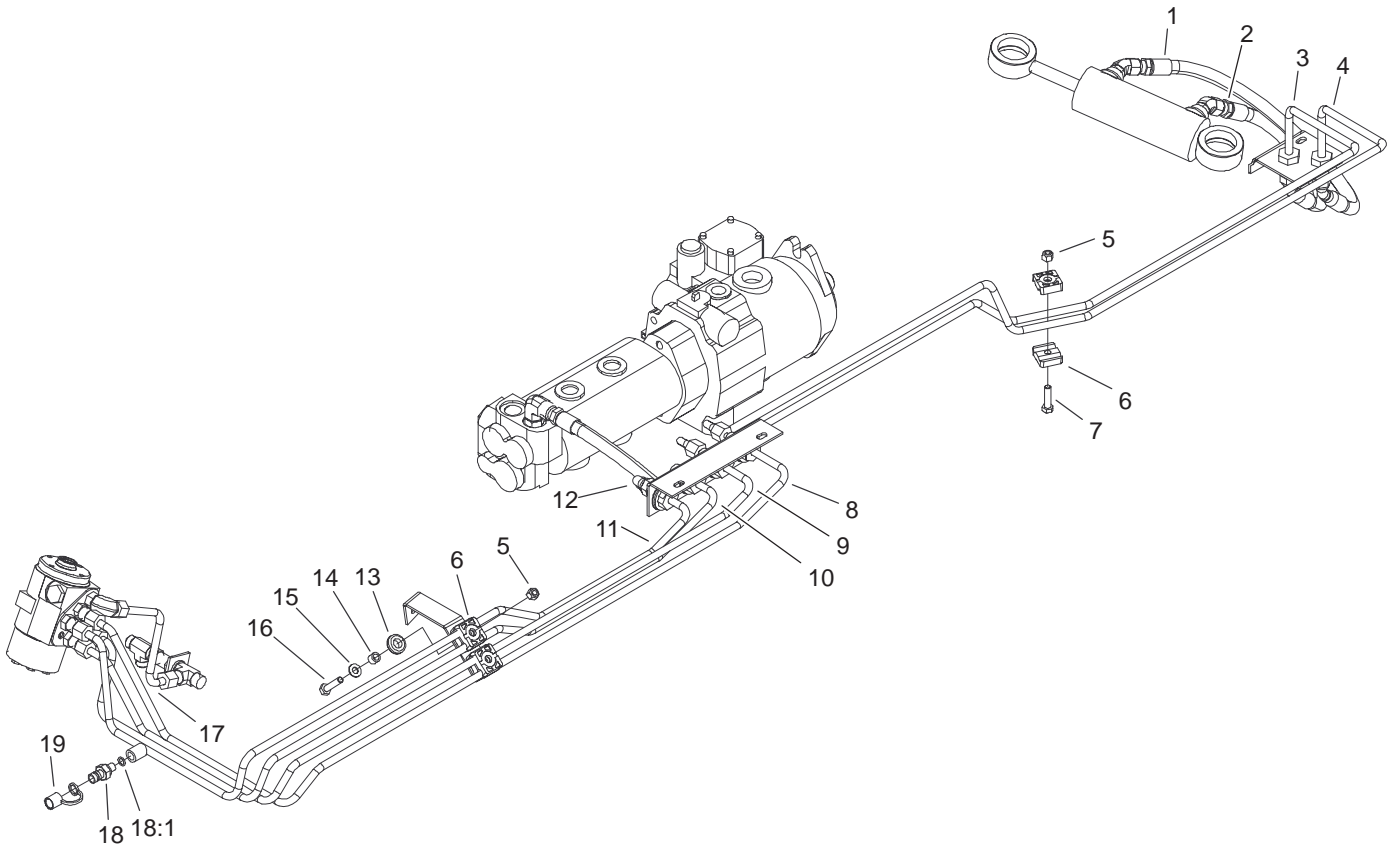


Sheet No.:24

Lift Arm Hydraulic Plumbing Assembly

| Ref. No. | Part No. | Qty. | Description | Ref. No. | Part No. | Qty. | Description |
|----------|----------|------|--------------------------|----------|----------|------|-------------|
| 1 | 100-5629 | 1 | Hose ASM | | | | |
| 2 | 100-5630 | 2 | Hose ASM | | | | |
| 3 | 100-3087 | 1 | Tube-HYD, Left Return | | | | |
| 4 | 100-3088 | 1 | Tube-HYD, Lift | | | | |
| 5 | 100-3089 | 1 | Tube-HYD, Charge | | | | |
| 6 | 83-9600 | 1 | Hose ASM | | | | |
| 7 | 104-2239 | 1 | Hose ASM | | | | |
| *7:1 | 237-79 | 1 | O-Ring | | | | |
| 8 | 104-2234 | 2 | Hose ASM | | | | |
| 9 | 92-7595 | 2 | Hose ASM | | | | |
| 10 | 100-3084 | 1 | Front Lift Tube ASM | | | | |
| 11 | 104-2240 | 2 | Hose ASM | | | | |
| 12 | 100-5589 | 1 | Hose ASM | | | | |
| 13 | 100-5631 | 1 | Hose ASM | | | | |
| 14 | 56-7973 | 4 | Clamp-Tube | | | | |
| 15 | 322-6 | 1 | Screw-HH | | | | |
| 16 | 3296-29 | 1 | Nut-Lock, NI | | | | |
| 17 | 32144-57 | 1 | Screw | | | | |
| 18 | 69-8940 | 2 | Washer | | | | |
| 19 | 340-70 | 2 | Locknut-Bulkhead | | | | |
| 20 | 3290-379 | 3 | Tie-Cable | | | | |

* Not illustrated



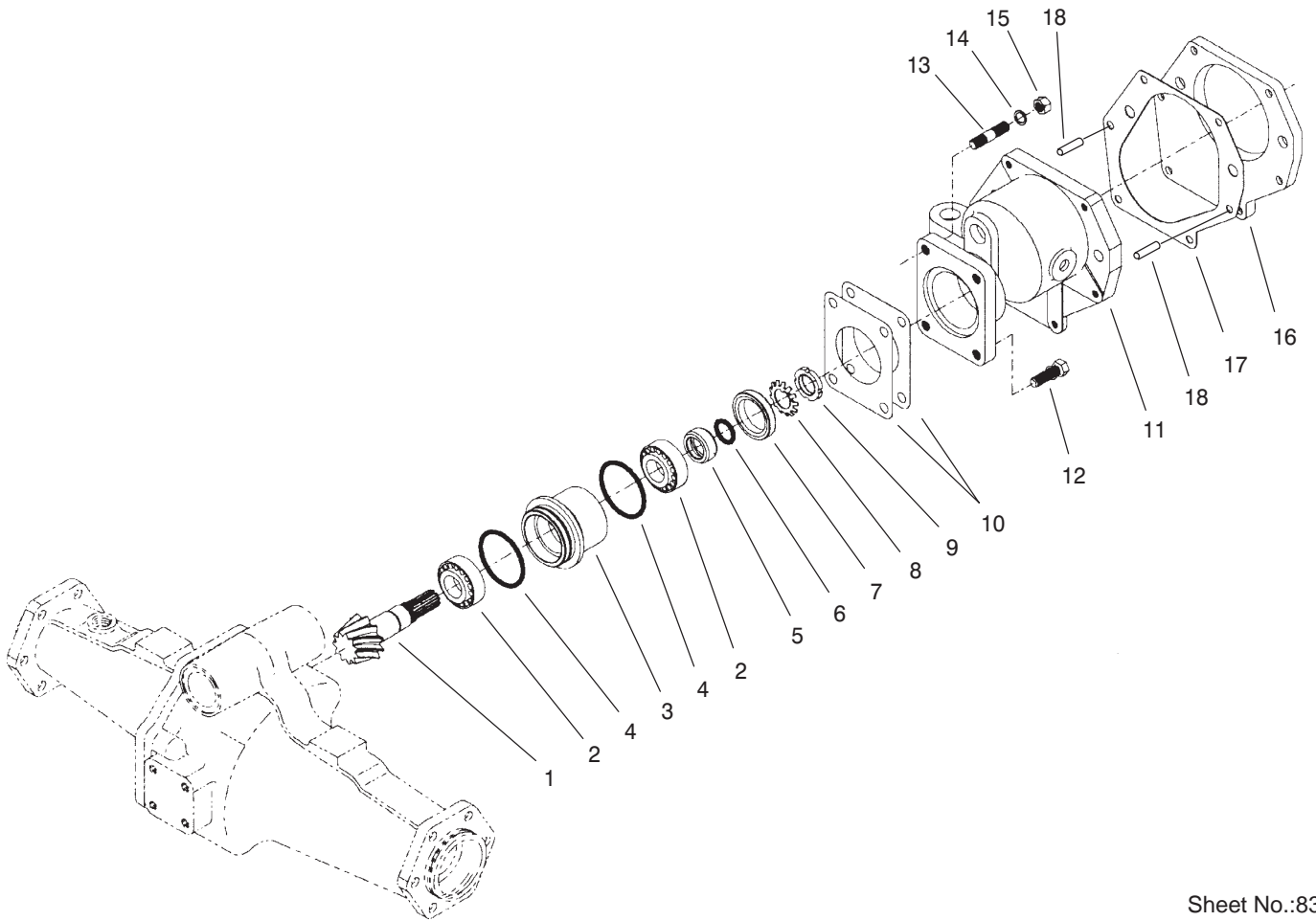
Sheet No.:25

Steering Hydraulic Plumbing Assembly

| Ref. No. | Part No. | Qty. | Description |
|----------|----------|------|---------------------------------|
| 1 | 92-7538 | 1 | Hose ASM |
| 2 | 92-7539 | 1 | Hose ASM |
| 3 | 100-5576 | 1 | Tube-HYD, RH Rear Steering |
| 4 | 100-5575 | 1 | Tube-HYD, LH Rear Steering |
| 5 | 3296-29 | 3 | Nut-Lock, NI |
| 6 | 56-7973 | 6 | Clamp-Tube |
| 7 | 322-6 | 1 | Screw-HH |
| 8 | 100-3091 | 1 | Tube-HYD, LH Front Steering |
| 9 | 100-3092 | 1 | Tube-HYD, RH Front Steering |
| 10 | 100-3093 | 1 | Tube-HYD, Beyond Power Steering |
| 11 | 100-3090 | 1 | Tube-HYD, Pressure Steering |
| 12 | 69-5440 | 1 | Hose ASM |
| 13 | 93-5108 | 2 | Grommet-Rubber |
| 14 | 93-5109 | 2 | Spacer |
| 15 | 3256-71 | 2 | Washer-Flat |
| 16 | 322-8 | 2 | Screw-HH |
| 17 | 100-5588 | 1 | Tube-HYD, Steer & Drain |
| 18 | 354-77 | 1 | Fitting-Quick |

| Ref. No. | Part No. | Qty. | Description |
|----------|----------|------|------------------|
| 18:1 | 237-78 | 1 | O-Ring |
| 19 | 354-79 | 1 | Cap-Dust, Yellow |

PROTOTYPE



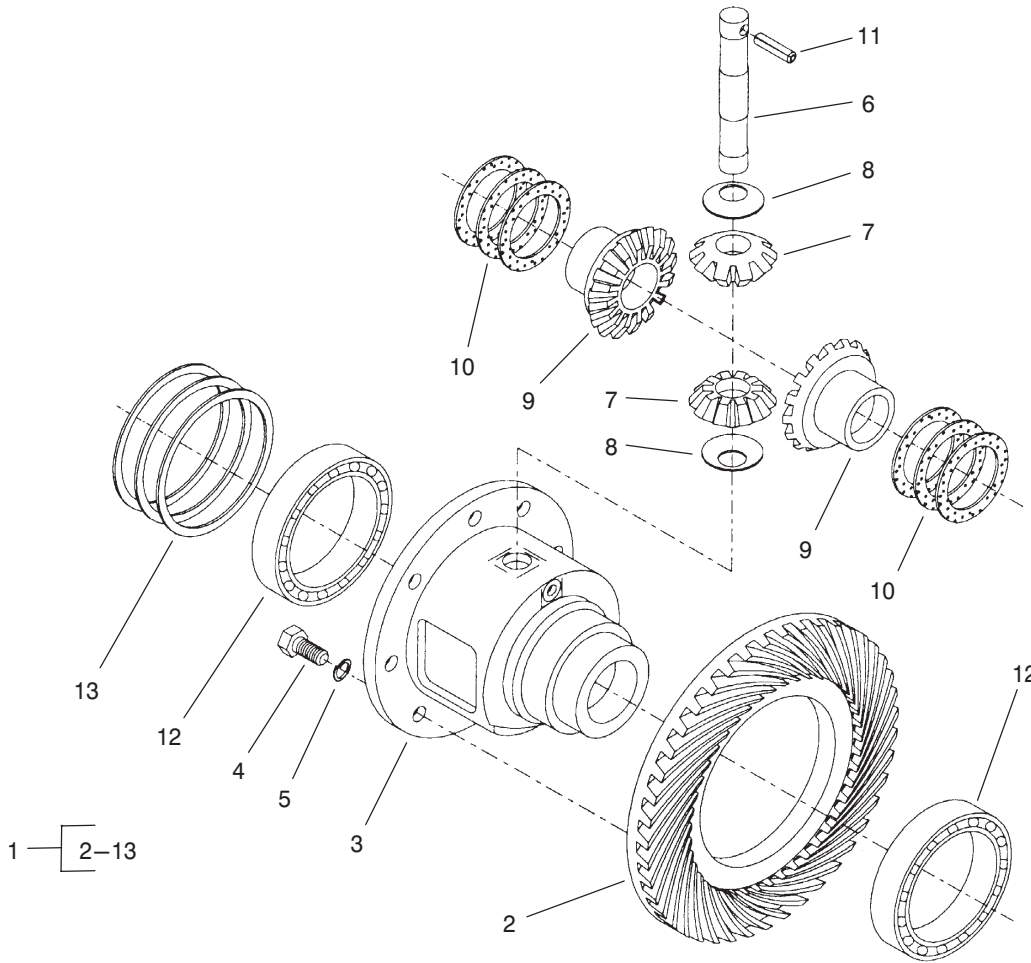
Sheet No.:83
T-3202-1

Rear Axle Assembly No. 100-3784 Bevel Pinion Shaft Assembly

| Ref. No. | Part No. | Qty. | Description |
|----------|----------|------|--------------------------------|
| 1 | 100-2555 | 1 | Ring And Pinion Matched Set |
| 2 | 99-7570 | 2 | Bearing-Taper Roller |
| 3 | 95-7534 | 1 | Case-Bearing |
| 4 | 99-7571 | 2 | O-Ring |
| 5 | 99-7572 | 1 | Collar-Oil Seal |
| 6 | 99-7573 | 1 | O-Ring |
| 7 | 99-7574 | 1 | Seal-Oil |
| 8 | 99-7559 | 1 | Washer-Lock |
| 9 | 99-7560 | 1 | Nut-Lock |
| 10 | 99-7550 | 2 | Shim 0.1 |
| 10 | 99-7551 | 2 | Shim 0.2 |
| 11 | 95-7533 | 1 | Case-Gear |
| 12 | 99-7575 | 2 | Bolt |
| 13 | 100-2556 | 2 | Stud |
| 14 | 99-7527 | 2 | Washer-Spring |
| 15 | 99-7526 | 2 | Nut |
| 16 | 95-7541 | 1 | Plate-Cover |
| 17 | 95-7540 | 1 | Gasket |
| 18 | 104-2353 | 2 | Pin-Dowel |

| Ref. No. | Part No. | Qty. | Description |
|----------|----------|------|-------------|
| | | | |

PROTOTYPE



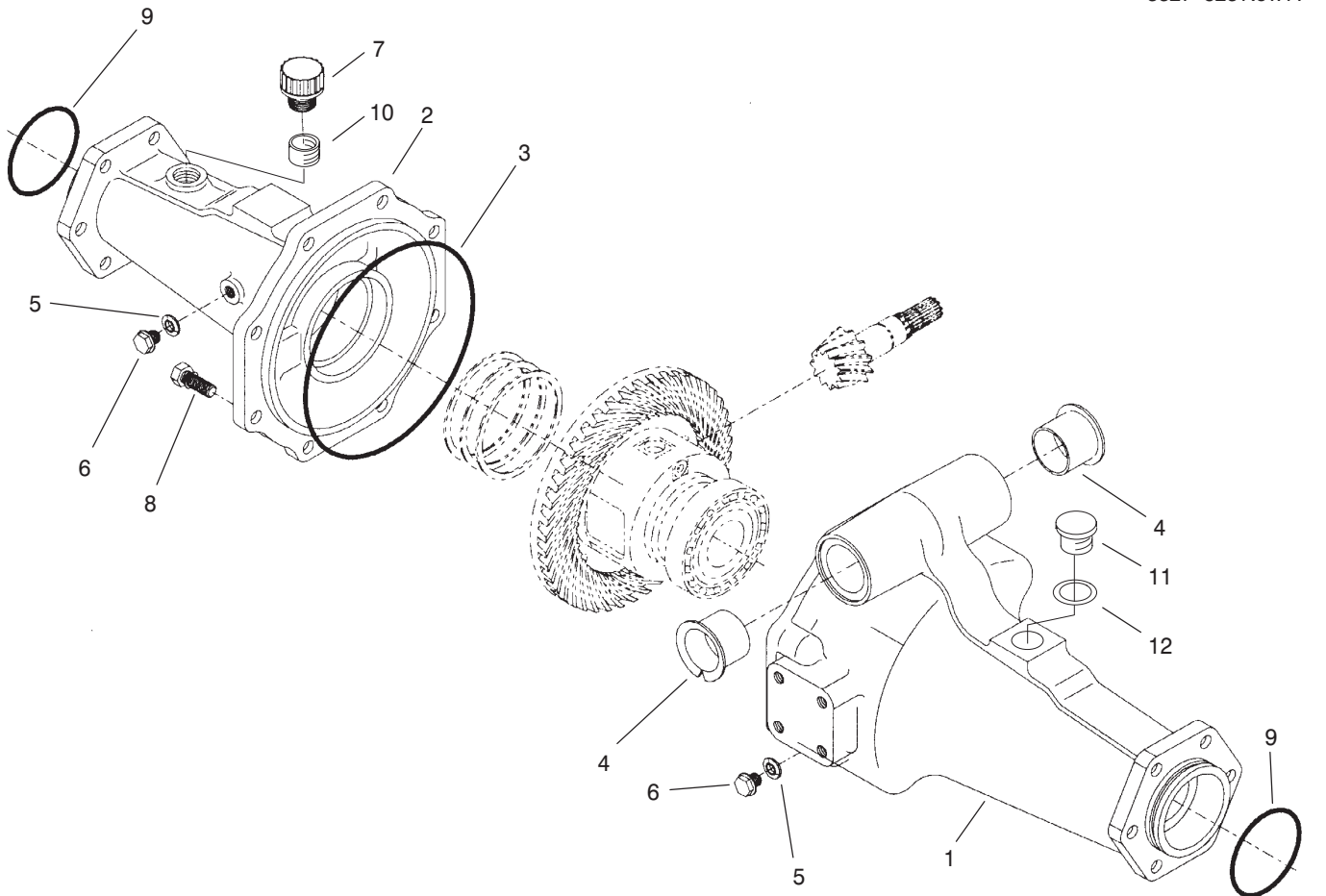
Sheet No.:84
T-3203-1

Rear Axle Assembly No. 100-3784 (Continued) Differential Assembly

| Ref. No. | Part No. | Qty. | Description |
|----------|----------|------|--------------------------------|
| 1 | 95-7503 | 1 | Differential ASM |
| 2 | 100-2555 | 1 | Ring And Pinion Matched Set |
| 3 | 95-7502 | 1 | Case-Differential |
| 4 | 99-7576 | 8 | Bolt |
| 5 | 99-7577 | 8 | Washer-Spring |
| 6 | 99-7578 | 1 | Shaft-Differential |
| 7 | 99-7579 | 2 | Pinion-Differential |
| 8 | 99-7580 | 2 | Washer-Differential |
| 9 | 99-7581 | 2 | Gear-Differential |
| 10 | 99-7582 | 2 | Washer-Differential |
| 10 | 99-7583 | 2 | Washer-Differential |
| 10 | 99-7584 | 2 | Washer-Differential |
| 11 | 99-7588 | 1 | Pin-Spring |
| 12 | 99-7562 | 2 | Bearing-Ball |
| 13 | 99-7585 | 2 | Shim 0.1 |
| 13 | 99-7586 | 2 | Shim 0.2 |
| 13 | 99-7587 | 2 | Shim 0.4 |

| Ref. No. | Part No. | Qty. | Description |
|----------|----------|------|-------------|
| | | | |
| | | | |
| | | | |
| | | | |
| | | | |
| | | | |
| | | | |
| | | | |
| | | | |
| | | | |

PROTOTYPE



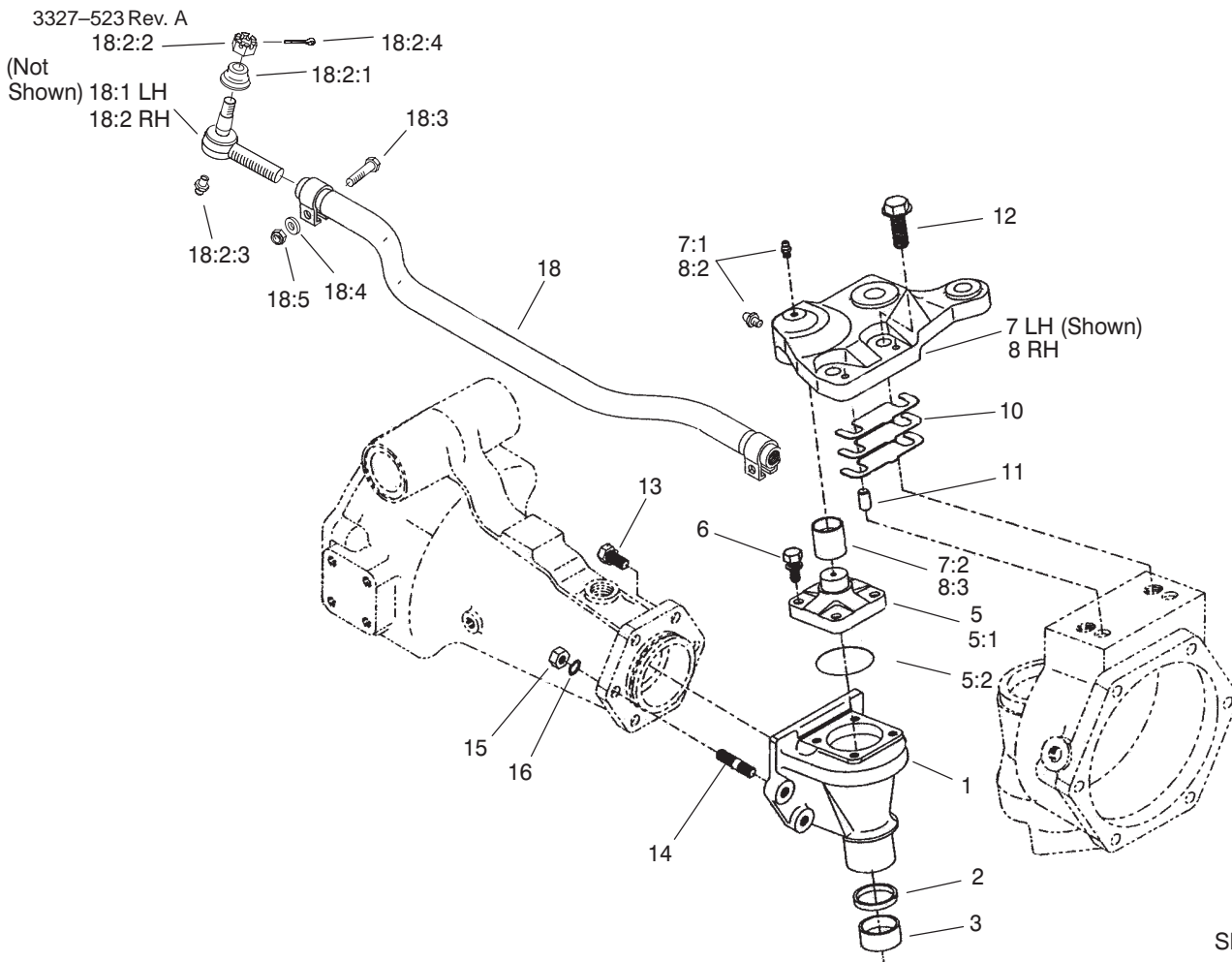
Sheet No.:85
T-3204-1

Rear Axle Assembly No. 100-3784 (Continued) Axle Support Assembly

| Ref. No. | Part No. | Qty. | Description |
|----------|----------|------|-----------------|
| 1 | 95-7508 | 1 | Support-Axle |
| 2 | 95-7506 | 1 | Support-Axle |
| 3 | 95-7507 | 1 | O-Ring |
| 4 | 95-7537 | 2 | Bushing-Flanged |
| 5 | 99-7590 | 2 | Washer-Seal |
| 6 | 99-7589 | 2 | Plug |
| 7 | 99-7591 | 1 | Oil Plug ASM |
| 8 | 99-7592 | 8 | Bolt |
| 9 | 99-7593 | 2 | O-Ring |
| 10 | 104-2377 | 1 | Extension, Vent |
| 11 | 104-8643 | 1 | Plug |
| 12 | 104-8644 | 1 | O-Ring |

| Ref. No. | Part No. | Qty. | Description |
|----------|----------|------|-------------|
| | | | |
| | | | |
| | | | |
| | | | |
| | | | |
| | | | |
| | | | |
| | | | |
| | | | |
| | | | |

PROTOTYPE

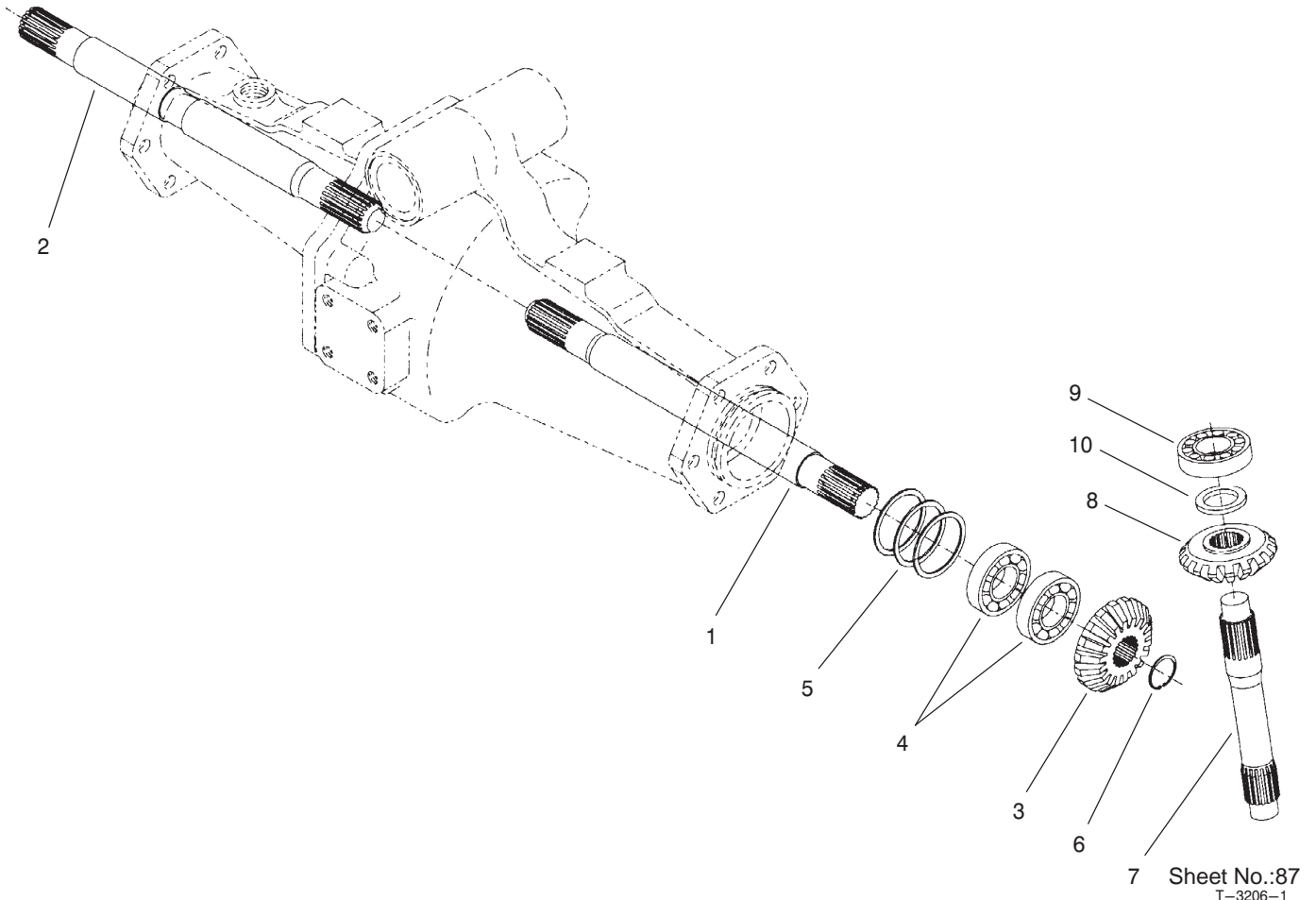


Sheet No.:86
T-3503

Rear Axle Assembly No. 100-3784 (Continued) Bevel Gear Case Assembly

| Ref. No. | Part No. | Qty. | Description | Ref. No. | Part No. | Qty. | Description |
|----------|----------|------|---------------------|----------|----------|------|--------------------|
| 1 | 95-7538 | 2 | Case-Bevel Gear | *18:1:1 | 100-3853 | 1 | Cover-Dust |
| 2 | 100-2557 | 2 | Seal-Oil | *18:1:2 | 100-3854 | 1 | Nut-Castle |
| 3 | 104-2378 | 2 | Bushing | *18:1:3 | 302-5 | 1 | Fitting-Grease |
| 5 | 104-2376 | 2 | Knuckle ASM | *18:1:4 | 3272-11 | 1 | Pin-Cotter |
| 5:1 | 104-2373 | 1 | Knuckle | 18:2 | 100-3852 | 1 | RH Tie Rod End ASM |
| 5:2 | 104-2372 | 1 | O-Ring | 18:2:1 | 100-3853 | 1 | Cover-Dust |
| 6 | 104-2374 | 8 | Bolt | 18:2:2 | 100-3854 | 1 | Nut-Castle |
| 7 | 100-3768 | 1 | LH Steering Arm ASM | 18:2:3 | 302-5 | 1 | Fitting-Grease |
| 7:1 | 302-5 | 2 | Fitting-Grease | 18:2:4 | 3272-11 | 1 | Pin-Cotter |
| 7:2 | 104-8634 | 1 | Bushing | 18:3 | 100-3855 | 2 | Bolt |
| 8 | 100-3766 | 1 | RH Steering Arm ASM | 18:4 | 99-7527 | 2 | Washer-Spring |
| 8:2 | 302-5 | 2 | Fitting-Grease | 18:5 | 99-7526 | 2 | Nut |
| 8:3 | 104-8634 | 1 | Bushing | | | | |
| 10 | 95-7547 | 2 | Shim 0.1 | | | | |
| 10 | 95-7548 | 2 | Shim 0.2 | | | | |
| 10 | 95-7549 | 2 | Shim 0.4 | | | | |
| 11 | 99-7597 | 4 | Pin-Dowel | | | | |
| 12 | 104-2375 | 4 | Bolt | | | | |
| 13 | 99-7599 | 8 | Bolt | | | | |
| 14 | 99-7525 | 4 | Stud | | | | |
| 15 | 99-7526 | 4 | Nut | | | | |
| 16 | 99-7527 | 4 | Washer-Spring | | | | |
| 18 | 100-3762 | 1 | Tie Rod ASM | | | | |
| *18:1 | 100-3851 | 1 | LH Tie Rod End ASM | | | | |

* Not illustrated

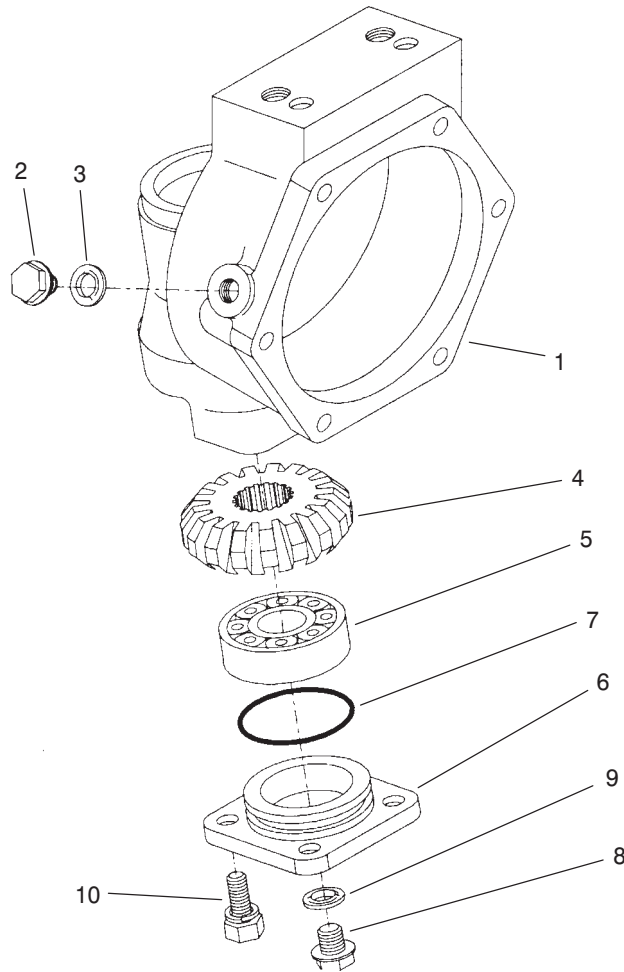


7 Sheet No.:87
T-3206-1

Rear Axle Assembly No. 100-3784 (Continued) Bevel Gear Shaft Assembly

| Ref. No. | Part No. | Qty. | Description |
|----------|----------|------|--------------------------|
| 1 | 95-7509 | 1 | Shaft-Gear, Differential |
| 2 | 95-7512 | 1 | Shaft-Gear, Differential |
| 3 | 95-7517 | 2 | Gear-15 Tooth Bevel |
| 4 | 99-7530 | 4 | Bearing-Ball |
| 5 | 99-7552 | 2 | Shim 0.1 |
| 5 | 99-7553 | 2 | Shim 0.2 |
| 5 | 99-7554 | 2 | Shim 0.5 |
| 6 | 99-7531 | 2 | Clip |
| 7 | 95-7529 | 2 | Shaft-Bevel Gear |
| 8 | 95-7519 | 2 | Gear-17 Tooth Bevel |
| 9 | 99-7532 | 2 | Bearing-Taper Roller |
| 10 | 99-7558 | 2 | Collar |

| Ref. No. | Part No. | Qty. | Description |
|----------|----------|------|-------------|
| | | | |
| | | | |
| | | | |
| | | | |
| | | | |
| | | | |
| | | | |
| | | | |
| | | | |
| | | | |

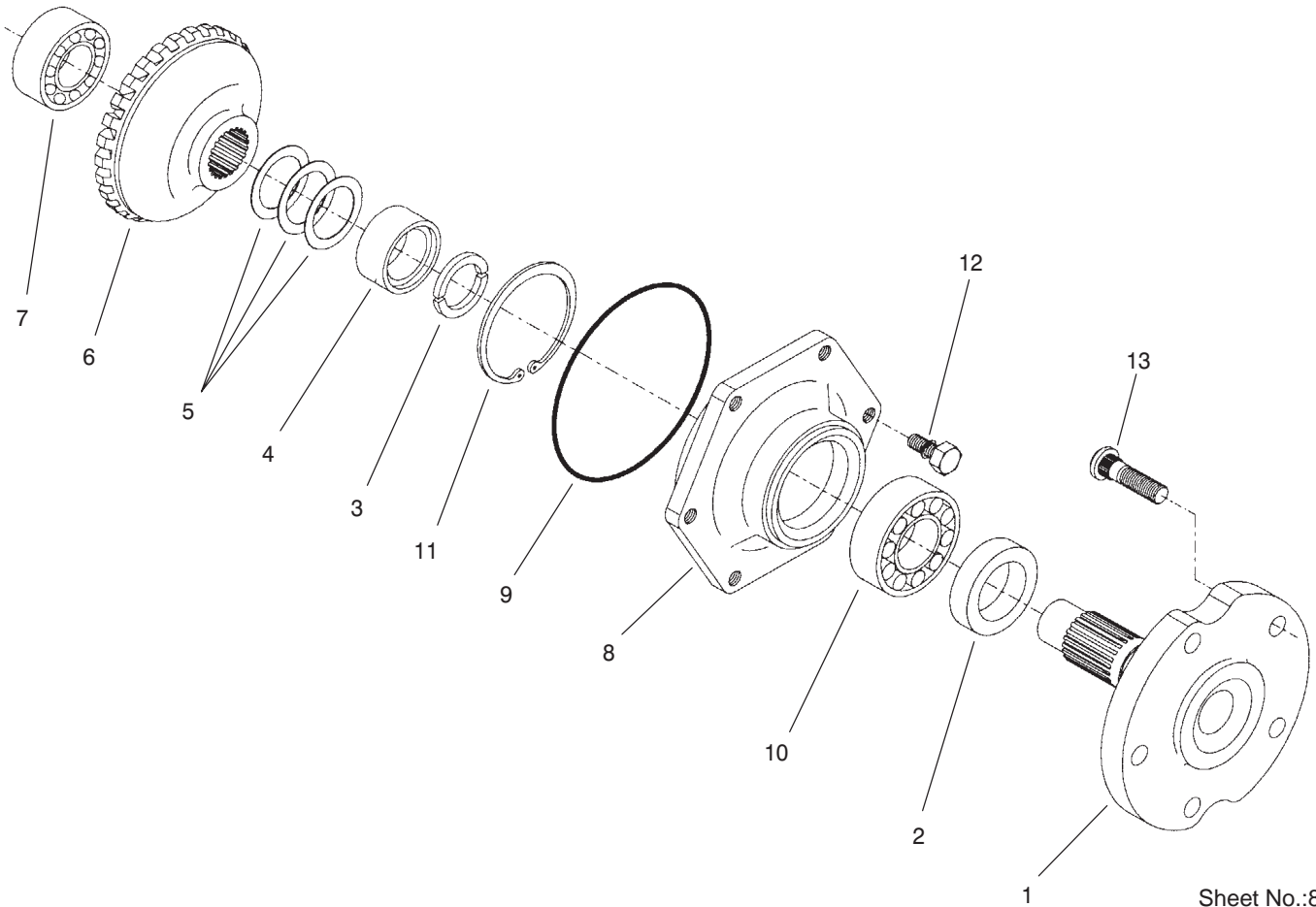


Sheet No.:88
T-3207-1

Rear Axle Assembly No. 100-3784 (Continued) Axle Case Assembly

| Ref. No. | Part No. | Qty. | Description | Ref. No. | Part No. | Qty. | Description |
|----------|----------|------|----------------------|----------|----------|------|-------------|
| 1 | 95-7531 | 2 | Case-Axle | | | | |
| 2 | 99-7535 | 2 | Plug | | | | |
| 3 | 99-7536 | 2 | Washer-Seal | | | | |
| 4 | 95-7527 | 2 | Gear-17 Tooth Bevel | | | | |
| 5 | 99-7532 | 2 | Bearing-Taper Roller | | | | |
| 6 | 100-2560 | 2 | Cover | | | | |
| 7 | 100-2561 | 2 | O-Ring | | | | |
| 8 | 99-7589 | 2 | Plug | | | | |
| 9 | 99-7590 | 2 | Washer-Seal | | | | |
| 10 | 100-2562 | 8 | Bolt | | | | |

PROTOTYPE

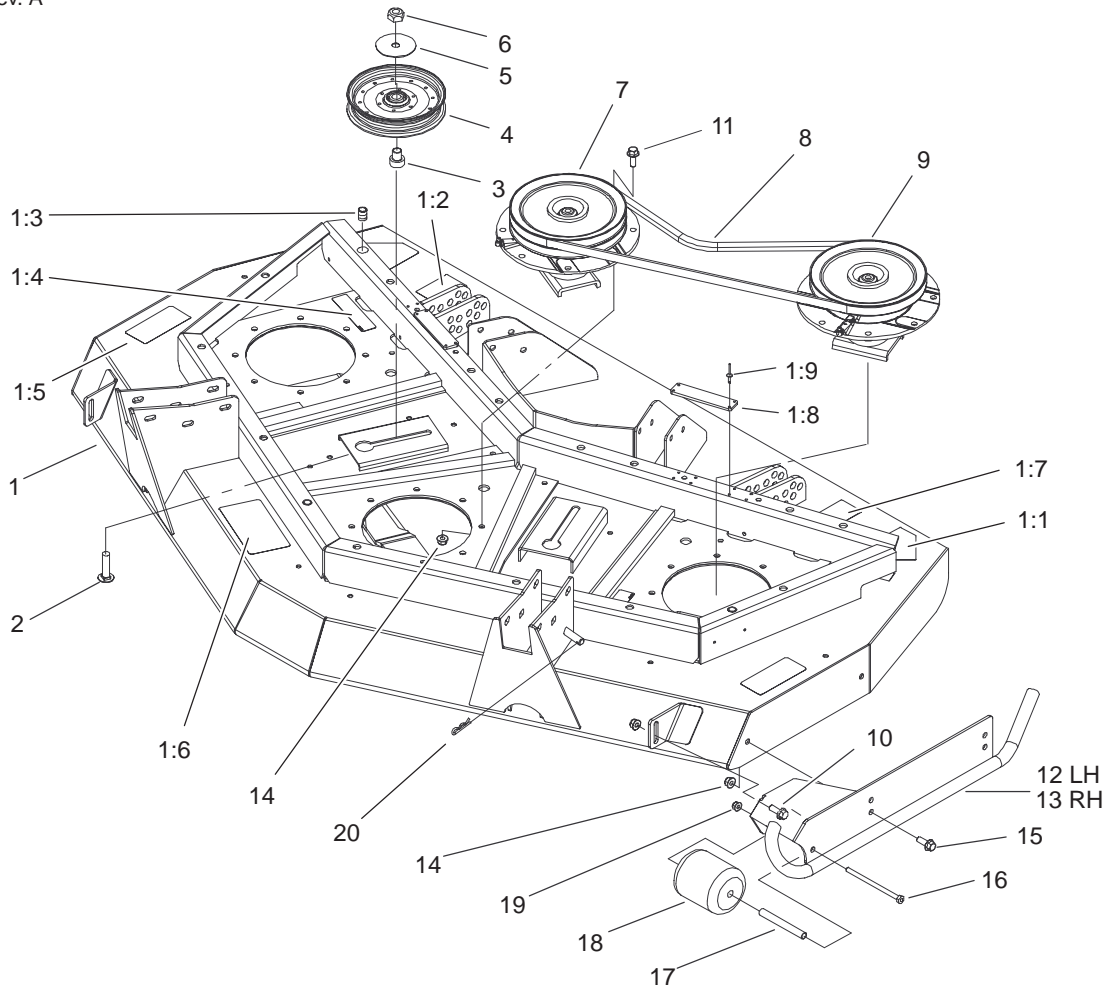


Sheet No.:89
T-3108-1

Rear Axle Assembly No. 100-3784 (Continued) Axle Assembly

| Ref. No. | Part No. | Qty. | Description |
|----------|----------|------|---------------------|
| 1 | 95-7522 | 2 | Axle |
| 2 | 99-7564 | 2 | Seal-Oil |
| 3 | 95-7544 | 4 | Clip |
| 4 | 95-7523 | 2 | Spacer |
| 5 | 99-7555 | 2 | Shim 0.3 |
| 5 | 99-7556 | 2 | Shim 0.2 |
| 5 | 99-7557 | 2 | Shim 0.5 |
| 6 | 95-7524 | 2 | Gear-29 Tooth Bevel |
| 7 | 99-7534 | 2 | Bearing-Ball |
| 8 | 95-7521 | 2 | Cover-Axle |
| 9 | 99-7538 | 2 | O-Ring |
| 10 | 99-7561 | 2 | Bearing-Ball |
| 11 | 99-7539 | 2 | Clip |
| 12 | 99-7596 | 12 | Bolt |
| 13 | 99-7563 | 10 | Stud |

| Ref. No. | Part No. | Qty. | Description |
|----------|----------|------|-------------|
| | | | |
| | | | |
| | | | |
| | | | |
| | | | |
| | | | |
| | | | |
| | | | |
| | | | |
| | | | |



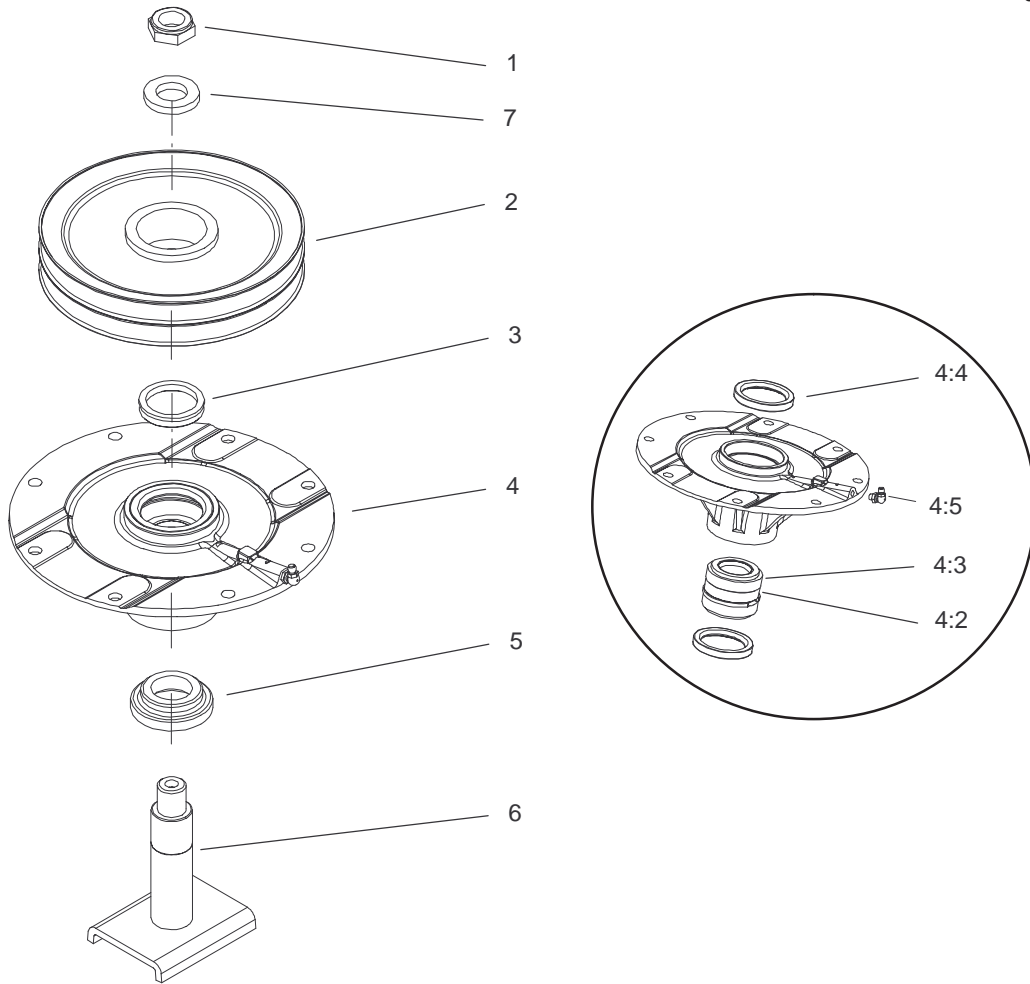
Sheet No.:2

Front Deck, Idler and Skid Assembly

| Ref. No. | Part No. | Qty. | Description |
|----------|-------------|------|---------------------------|
| 1 | 100-3035 | 1 | Front Deck ASM |
| 1:1 | 43-8480 | 2 | Decal-Danger |
| 1:1 | 100-6583 | 2 | Decal-Danger |
| 1:2 | 100-5624 | 1 | Decal-HOC, RH |
| 1:3 | 32148-9 | 3 | Insert-Nut |
| 1:4 | 100-6578 | 4 | Decal-Danger |
| 1:5 | 93-7818 | 2 | Decal-Torque, Blade Bolt |
| 1:6 | 100-5622 | 1 | Decal-HOC |
| 1:7 | 104-3578 | 1 | Decal-HOC, LH |
| 1:8 | 105-0786 | 2 | Pad-Plastic |
| 1:9 | 3269-24 | 8 | Rivet |
| 2 | 3233-4 | 2 | Screw-CARR |
| 3 | 100-2984 | 2 | Spacer-Idler |
| 4 | 99-5493 | 2 | Pulley-Idler |
| 5 | 100-3102 | 2 | Washer-Flat |
| 6 | 3296-25 | 2 | Nut-Lock NI |
| 7 | 104-3530 | 1 | Double Driven Spindle ASM |
| 8 | 55-7660 | 2 | V-Belt |
| 9 | 104-3531 | 1 | High Driven Spindle ASM |
| 10 | 3231-2 | 2 | Screw-CARR |
| 11 | 3234-24 | 20 | Screw-HHF |
| 12 | 100-5612-01 | 1 | LH Skid ASM |
| 13 | 100-5605-01 | 1 | RH Skid ASM |

| Ref. No. | Part No. | Qty. | Description |
|----------|----------|------|----------------|
| 14 | 104-8301 | 30 | Nut-Flange, NI |
| 15 | 3234-42 | 4 | Screw-HHF |
| 16 | 322-29 | 2 | Screw-HH |
| 17 | 105-4549 | 2 | Spacer-Roller |
| 18 | 93-4803 | 2 | Roller-Deck |
| 19 | 104-8300 | 2 | Nut-Flange, NI |
| 20 | 3290-355 | 1 | Pin-Hair |

PROTOTYPE

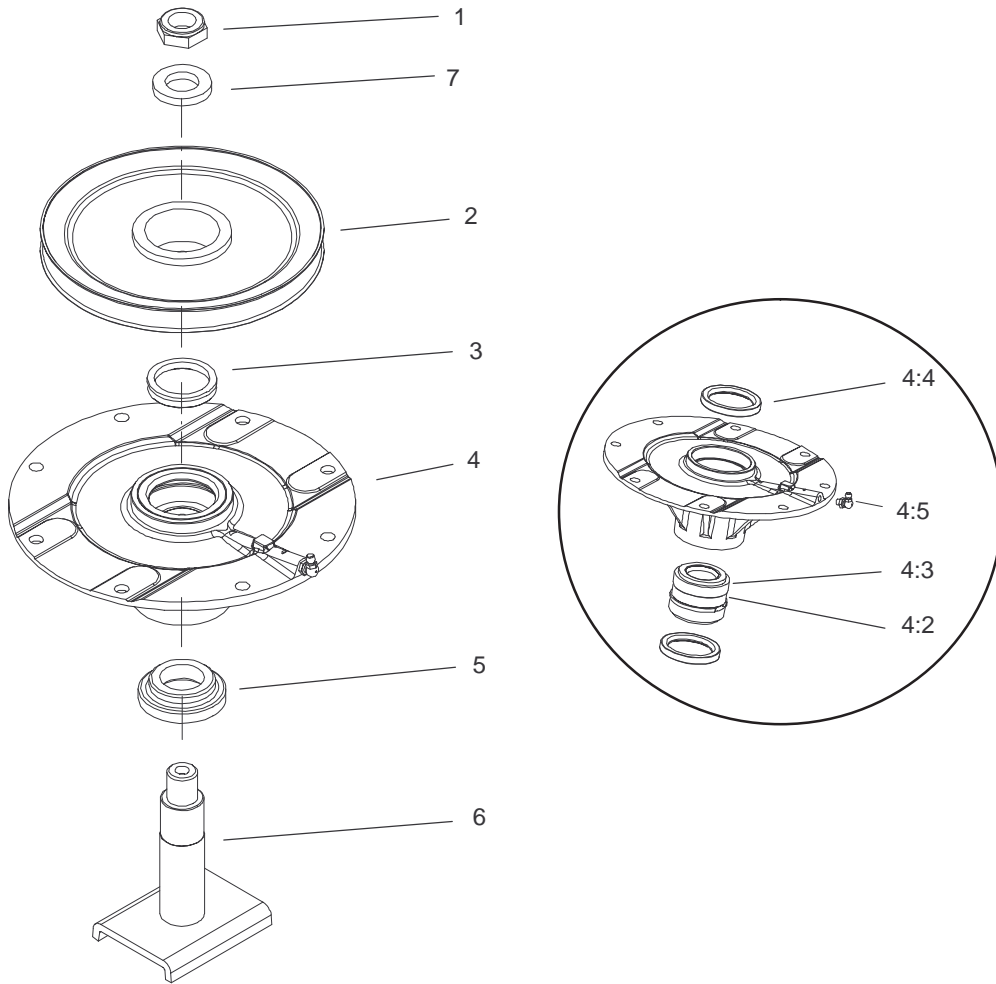


Sheet No.:A1

Spindle Assembly No. 104-3530 (Front Deck)

| Ref. No. | Part No. | Qty. | Description |
|----------|----------|------|-----------------------|
| 1 | 3296-60 | 1 | Nut-Lock, NI |
| 2 | 104-3547 | 1 | Pulley-Driven, Double |
| 3 | 104-3564 | 1 | Seal-V Ring |
| 4 | 104-3552 | 1 | Spindle Housing ASM |
| 4:2 | 104-3549 | 1 | Spacer Set-Bearing |
| 4:3 | 26-1830 | 1 | Bearing ASM |
| 4:4 | 253-154 | 2 | Seal-Oil |
| 4:5 | 302-60 | 1 | Fitting-Lube |
| 5 | 92-9800 | 1 | Spacer-Shaft, Spindle |
| 6 | 104-3554 | 1 | Spindle Shaft ASM |
| 7 | 104-8322 | 1 | Washer-Hardened |

| Ref. No. | Part No. | Qty. | Description |
|-----------|----------|------|-------------|
| PROTOTYPE | | | |

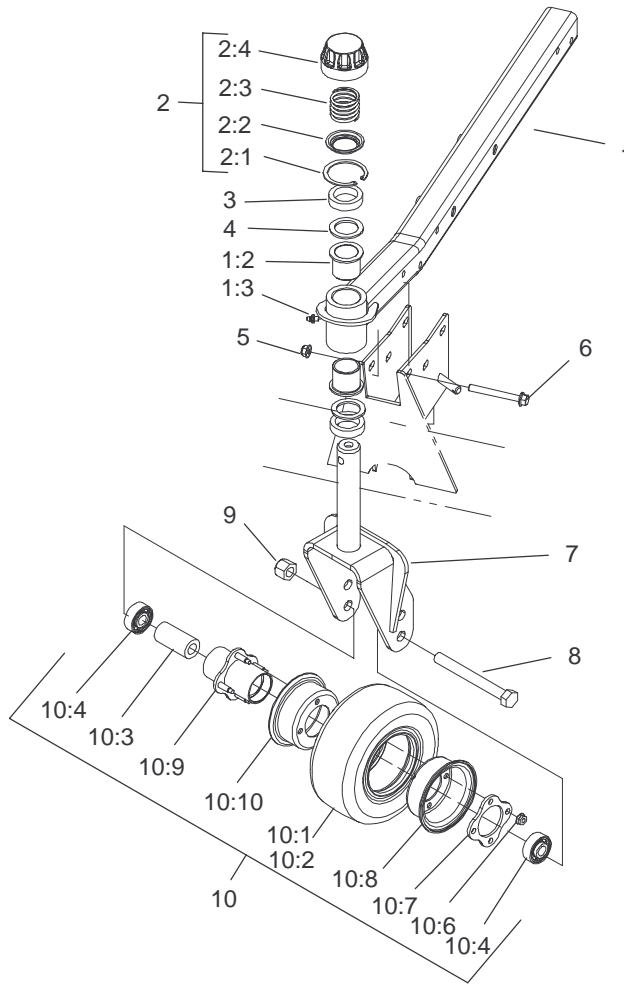


Sheet No.:A2

Spindle Assembly No. 104-3531 (Front Deck)

| Ref. No. | Part No. | Qty. | Description |
|----------|----------|------|-----------------------|
| 1 | 3296-60 | 1 | Nut-Lock, NI |
| 2 | 104-3548 | 1 | Pulley-Driven, High |
| 3 | 104-3564 | 1 | Seal-V Ring |
| 4 | 104-3552 | 1 | Spindle Housing ASM |
| 4:2 | 104-3549 | 1 | Spacer Set-Bearing |
| 4:3 | 26-1830 | 1 | Bearing ASM |
| 4:4 | 253-154 | 2 | Seal-Oil |
| 4:5 | 302-60 | 1 | Fitting-Lube |
| 5 | 92-9800 | 1 | Spacer-Shaft, Spindle |
| 6 | 104-3554 | 1 | Spindle Shaft ASM |
| 7 | 104-8322 | 1 | Washer-Hardened |

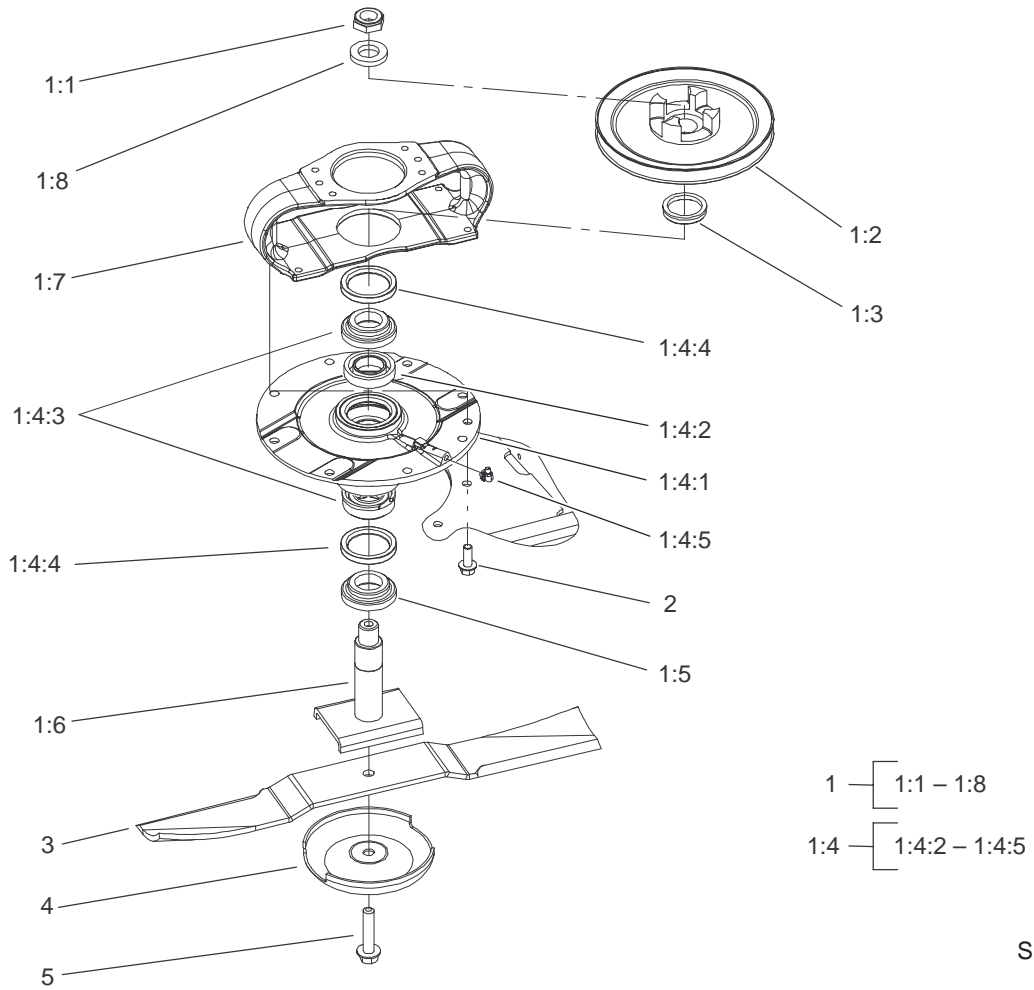
| Ref. No. | Part No. | Qty. | Description |
|-----------|----------|------|-------------|
| PROTOTYPE | | | |



Sheet No.:3

Castor Arm and Tire Assembly (Front Deck)

| Ref. No. | Part No. | Qty. | Description | Ref. No. | Part No. | Qty. | Description |
|----------|-------------|------|---------------------------|----------|----------|------|-----------------|
| 1 | 100-8092 | 1 | Front LH Castor Arm ASM | 10:7 | 93-4242 | 1 | Plate |
| 1 | 100-8091 | 1 | Front RH Castor Arm ASM | 10:8 | 93-4239 | 1 | Rim-Wheel, Half |
| 1:2 | 104-8340 | 2 | Bushing | 10:9 | 93-5980 | 1 | Hub |
| 1:3 | 302-5 | 1 | Fitting-Grease | 10:10 | 95-2741 | 1 | Rim-Wheel, Half |
| 2 | 92-9727 | 2 | HOC Cap ASM | | | | |
| 2:1 | 92-5581 | 1 | Ring-Retaining | | | | |
| 2:2 | 92-5583 | 1 | Washer-Cap | | | | |
| 2:3 | 92-9726 | 1 | Spring-Compression | | | | |
| 2:4 | 92-8861 | 1 | Cap-HOC | | | | |
| 3 | 69-1510 | 10 | Spacer-Castor | | | | |
| 4 | 69-6860 | 4 | Washer-Thrust | | | | |
| 5 | 104-8301 | 10 | Nut-Flange, NI | | | | |
| 6 | 3234-41 | 10 | Screw-HHF | | | | |
| 7 | 104-0762-01 | 2 | Castor Fork ASM | | | | |
| 8 | 327-24 | 2 | Screw-HH | | | | |
| 9 | 3296-53 | 2 | Nut-Lock, NI | | | | |
| 10 | 93-9938 | 2 | 8 Inch Wheel ASM | | | | |
| 10 | 93-5974 | 2 | Wheel-8 Inch, Foam Filled | | | | |
| 10:1 | 93-9939 | 1 | Tire | | | | |
| 10:2 | 68-8950 | 1 | Tube-Inner (W/Valve) | | | | |
| 10:3 | 93-4241 | 1 | Spacer-Bearing, Inner | | | | |
| 10:4 | 93-4237 | 2 | Bearing | | | | |
| 10:6 | 32128-16 | 4 | Nut-HHF | | | | |



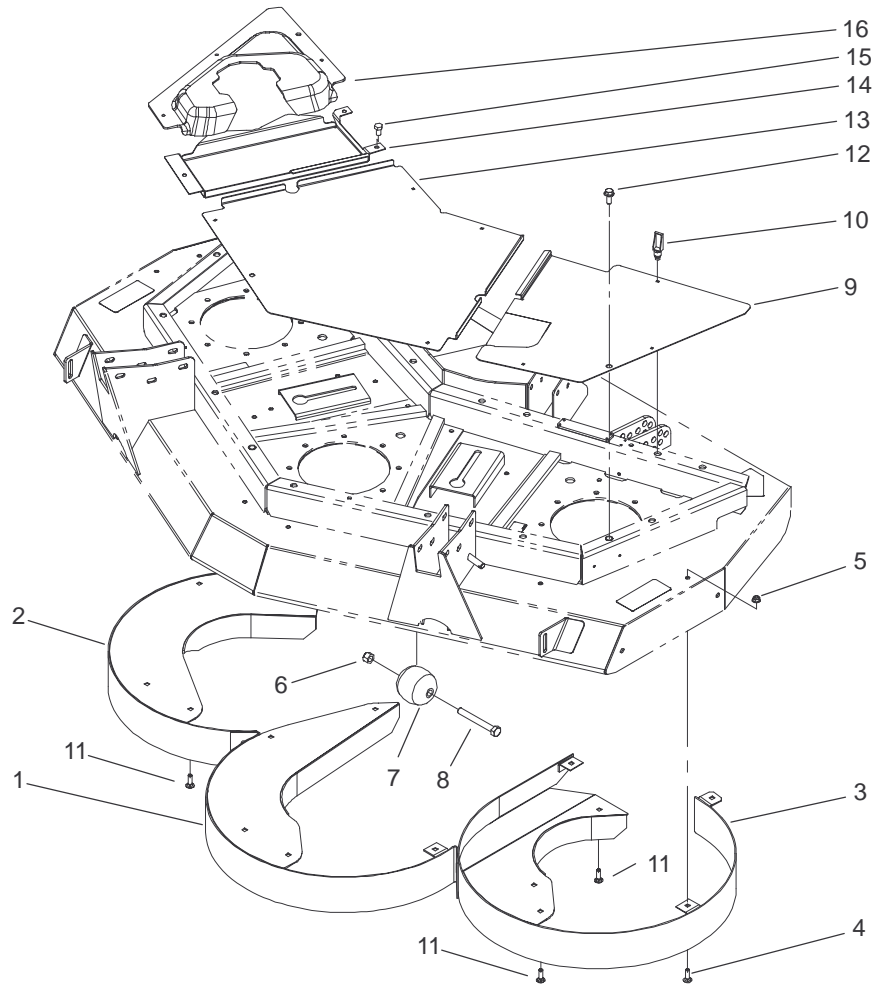
Sheet No.:4

Spindle Assembly (Front Deck)

| Ref. No. | Part No. | Qty. | Description |
|----------|------------|------|-----------------------|
| 1 | 104-3529 | 1 | Driving Spindle ASM |
| 1:1 | 3296-60 | 1 | Nut-Lock, NI |
| 1:2 | 104-3545 | 1 | Pulley-Driving |
| 1:3 | 104-3564 | 1 | Seal-V Ring |
| 1:4 | 104-3552 | 1 | Spindle Housing ASM |
| 1:4:2 | 104-3549 | 1 | Spacer Set-Bearing |
| 1:4:3 | 26-1830 | 1 | Bearing ASM |
| 1:4:4 | 253-154 | 2 | Seal-Oil |
| 1:4:5 | 302-60 | 1 | Fitting-Lube |
| 1:5 | 92-9800 | 1 | Spacer-Shaft, Spindle |
| 1:6 | 104-3554 | 1 | Spindle Shaft ASM |
| 1:7 | 104-3544 | 1 | Mount-Drive Motor |
| 1:8 | 104-8322 | 1 | Washer-Hardened |
| 2 | 3234-42 | 4 | Screw-HHF |
| 3 | 92-5608-03 | 3 | Blade |
| 4 | 72-9361 | 3 | Cup-Scalp, Anti |
| 5 | 92-5816 | 3 | Bolt-Blade |

| Ref. No. | Part No. | Qty. | Description |
|----------|----------|------|-------------|
| | | | |
| | | | |
| | | | |
| | | | |
| | | | |
| | | | |
| | | | |
| | | | |
| | | | |
| | | | |

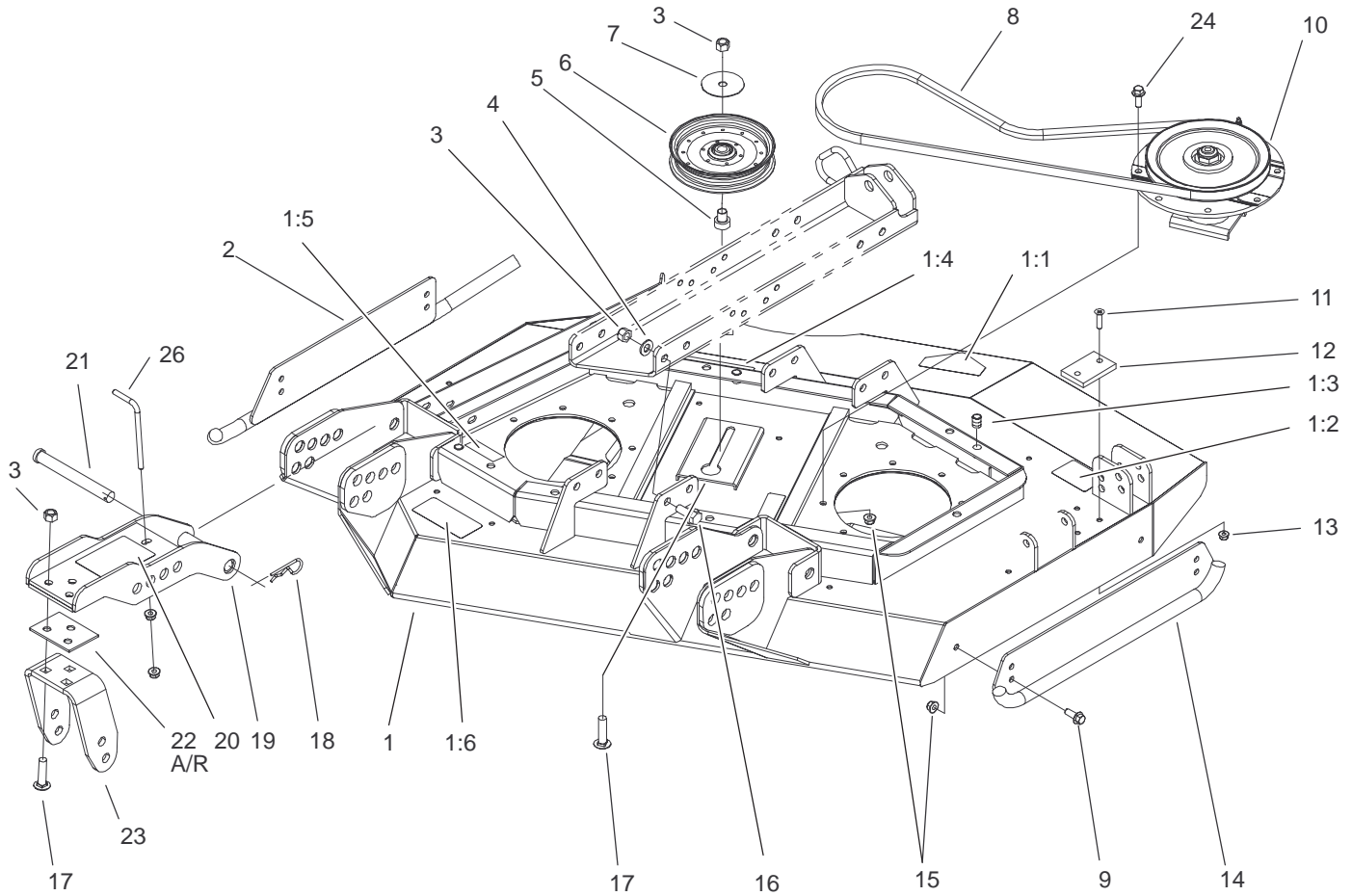
PROTOTYPE



Sheet No.:5

Rear Discharge Chamber and Cover Assembly (Front Deck)

| Ref. No. | Part No. | Qty. | Description | Ref. No. | Part No. | Qty. | Description |
|----------|-------------|------|---------------------|----------|----------|------|-------------|
| 1 | 104-2200-01 | 1 | Center Chamber ASM | | | | |
| 2 | 104-2201-01 | 1 | RH Chamber ASM | | | | |
| 3 | 104-2202-01 | 1 | LH Chamber ASM | | | | |
| 4 | 3230-18 | 15 | Screw-CARR | | | | |
| 5 | 104-8300 | 18 | Nut-Flange, NI | | | | |
| 6 | 3296-25 | 2 | Nut-Lock NI | | | | |
| 7 | 29-4820 | 2 | Roller | | | | |
| 8 | 325-17 | 2 | Screw-HH | | | | |
| 9 | 100-5663-03 | 1 | Cover-Front, LH | | | | |
| 10 | 74-5950 | 10 | Latch-Swell | | | | |
| 11 | 3230-22 | 3 | Screw-CARR | | | | |
| 12 | 3234-42 | 3 | Screw-HHF | | | | |
| 13 | 100-5660-03 | 1 | Cover-Front, Center | | | | |
| 14 | 100-5662-03 | 1 | Cover-Front, RH | | | | |
| 15 | 32144-69 | 3 | Screw-HH | | | | |
| 16 | 100-5661 | 1 | Cover-Front, RH | | | | |

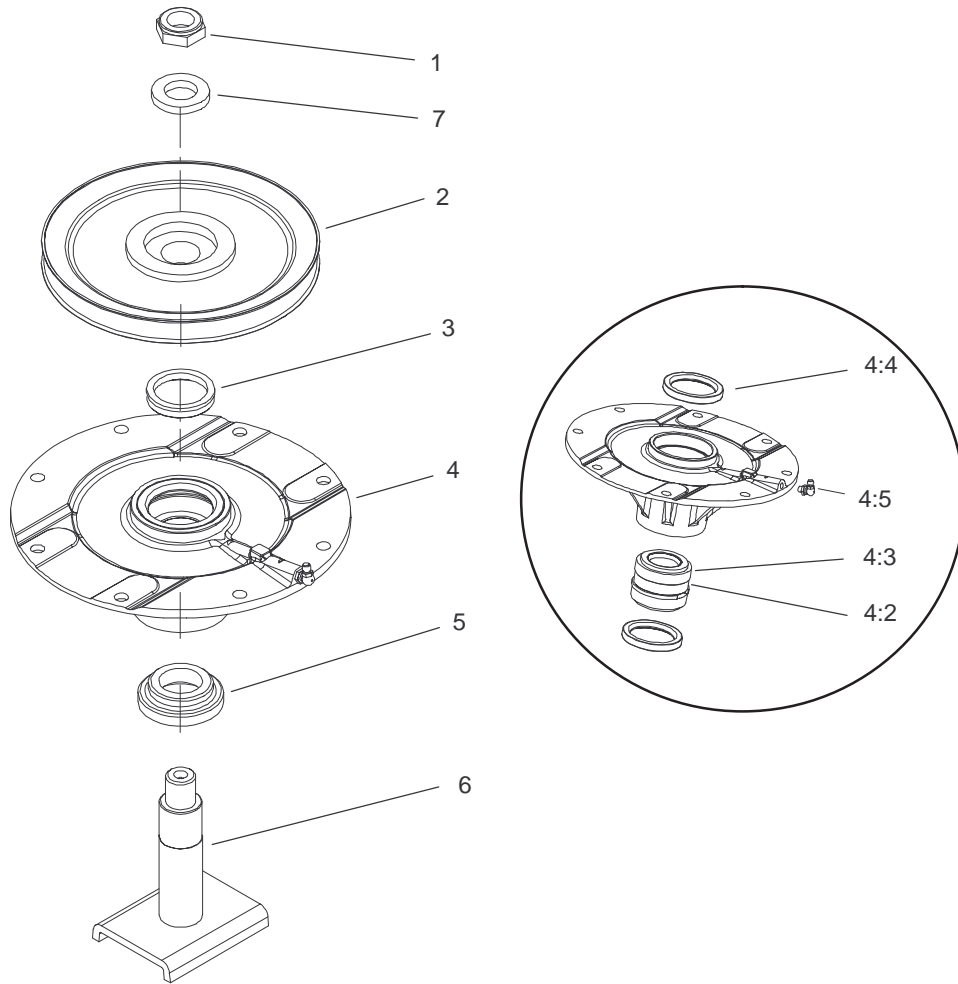


Sheet No.:2

RH Deck, Idler and Skid Assembly

| Ref. No. | Part No. | Qty. | Description |
|----------|-------------|------|------------------------|
| 1 | 100-3036 | 1 | RH Side Deck ASM |
| 1:1 | 43-8480 | 1 | Decal-Danger |
| 1:1 | 100-6583 | 1 | Decal-Danger |
| 1:2 | 100-5694 | 1 | Decal-Rear HOC, RH |
| 1:3 | 32148-9 | 3 | Insert-Nut |
| 1:4 | 100-5622 | 1 | Decal-HOC |
| 1:5 | 100-6578 | 3 | Decal-Danger |
| 1:6 | 93-7818 | 1 | Decal-Torque, Blade |
| 2 | 100-5620-01 | 1 | Skid ASM-RH |
| 3 | 3296-25 | 15 | Nut-Lock NI |
| 4 | 3256-26 | 8 | Washer-Flat |
| 5 | 100-2984 | 1 | Spacer-Idler |
| 6 | 99-5493 | 1 | Pulley-Idler |
| 7 | 100-3102 | 1 | Washer-Flat |
| 8 | 55-7660 | 1 | V-Belt |
| 9 | 3234-42 | 4 | Screw-HHF |
| 10 | 104-3532 | 1 | Low Driven Spindle ASM |
| 11 | 32108-103 | 2 | Screw-FH |
| 12 | 69-9290 | 1 | Pad-Bumper |
| 13 | 104-8300 | 2 | Nut-Flange, NI |
| 14 | 104-2250-01 | 1 | Skid ASM-Side |
| 15 | 104-8301 | 24 | Nut-Flange, NI |
| 16 | 3234-38 | 8 | Screw-HHF |
| 17 | 9002719 | 6 | Screw-CARR |

| Ref. No. | Part No. | Qty. | Description |
|----------|-------------|------|--------------------|
| 18 | 3290-343 | 4 | Pin-Hair |
| 19 | 104-7529-01 | 2 | Castor Bracket ASM |
| 20 | 100-5623 | 1 | Decal-HOC, RH |
| 21 | 100-5569 | 4 | Pin-Clevis |
| 22 | 104-7524 | 8 | Shim |
| 23 | 104-7525-01 | 2 | Bracket-Fork |
| 24 | 3234-24 | 12 | Screw-HHF |
| 25 | 3233-4 | 1 | Screw-CARR |
| 26 | 106-2000 | 2 | Rod-Tension |



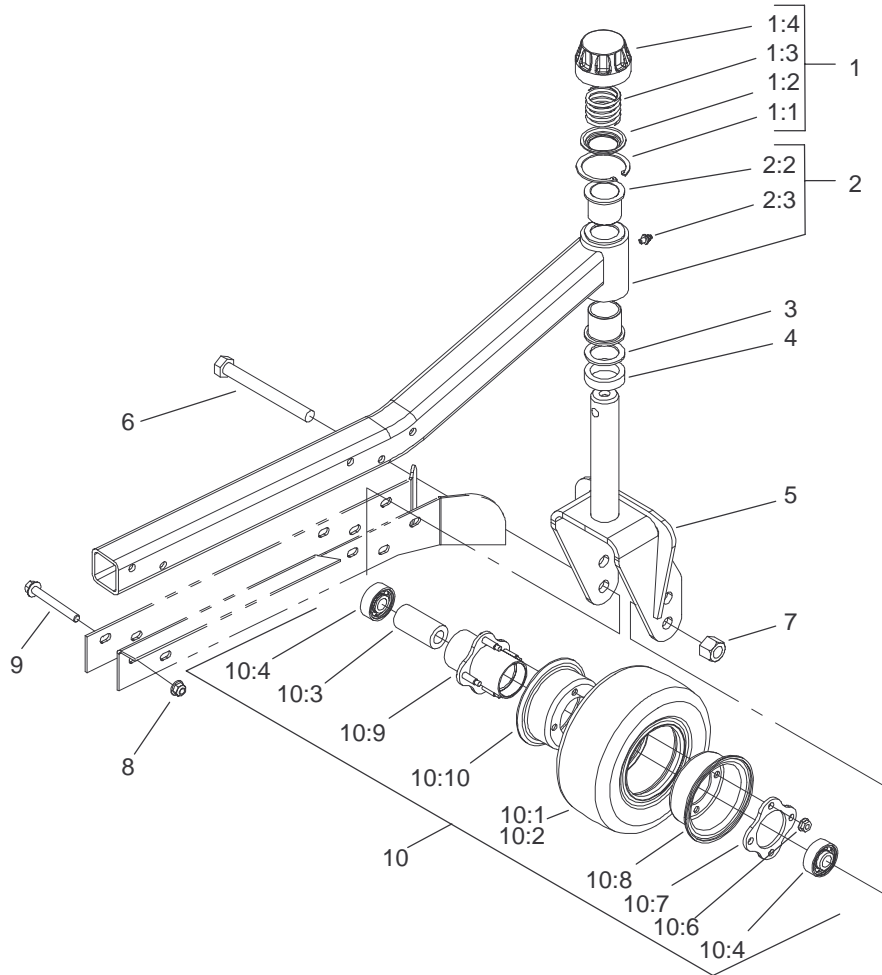
Sheet No.:A1

Spindle Assembly No. 104-3532 (RH and LH Deck)

| Ref. No. | Part No. | Qty. | Description |
|----------|----------|------|-----------------------|
| 1 | 3296-60 | 1 | Nut-Lock, NI |
| 2 | 104-3546 | 1 | Pulley-Driven, Low |
| 3 | 104-3564 | 1 | Seal-V Ring |
| 4 | 104-3552 | 1 | Spindle Housing ASM |
| 4:2 | 104-3549 | 1 | Spacer Set-Bearing |
| 4:3 | 26-1830 | 1 | Bearing ASM |
| 4:4 | 253-154 | 2 | Seal-Oil |
| 4:5 | 302-60 | 1 | Fitting-Lube |
| 5 | 92-9800 | 1 | Spacer-Shaft, Spindle |
| 6 | 104-3554 | 1 | Spindle Shaft ASM |
| 7 | 104-8322 | 1 | Washer-Hardened |

| Ref. No. | Part No. | Qty. | Description |
|----------|----------|------|-------------|
| | | | |
| | | | |
| | | | |
| | | | |
| | | | |
| | | | |
| | | | |
| | | | |
| | | | |
| | | | |

PROTOTYPE



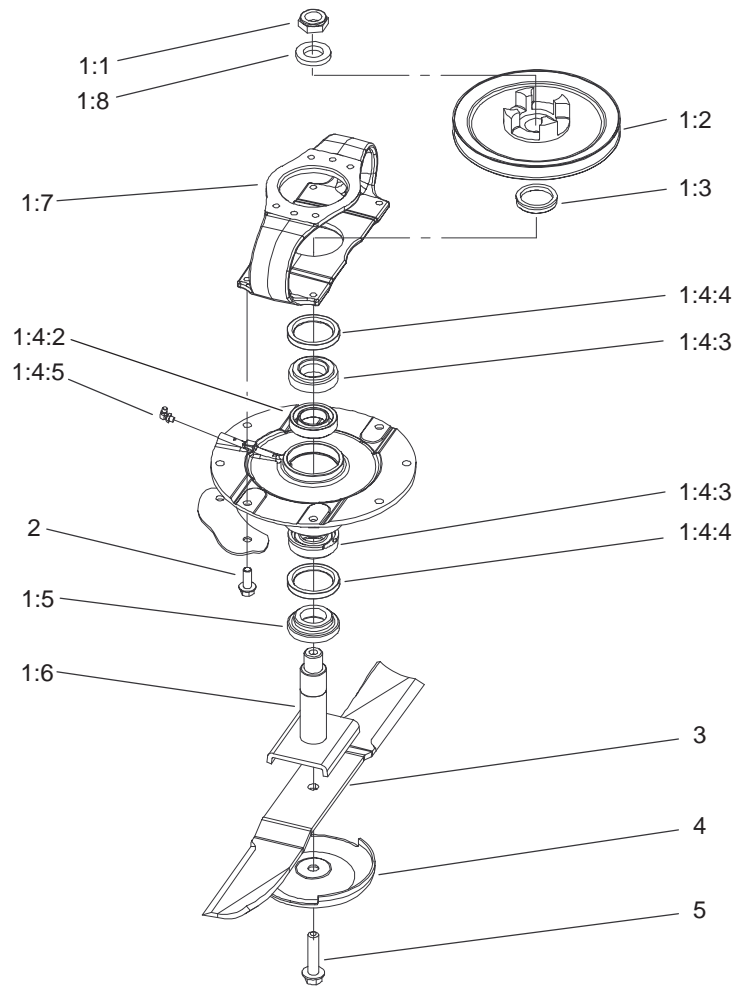
Sheet No.:3

Castor Arm and Tire Assembly (RH and LH Deck)

| Ref. No. | Part No. | Qty. | Description |
|----------|-------------|------|---------------------------|
| 1 | 92-9727 | 1 | HOC Cap ASM |
| 1:1 | 92-5581 | 1 | Ring-Retaining |
| 1:2 | 92-5583 | 1 | Washer-Cap |
| 1:3 | 92-9726 | 1 | Spring-Compression |
| 1:4 | 92-8861 | 1 | Cap-HOC |
| 2 | 100-8093 | 1 | Side Castor Arm ASM |
| 2:2 | 104-8340 | 2 | Bushing |
| 2:3 | 302-5 | 1 | Fitting-Grease |
| 3 | 69-6860 | 2 | Washer-Thrust |
| 4 | 69-1510 | 5 | Spacer-Castor |
| 5 | 104-0762-01 | 1 | Castor Fork ASM |
| 6 | 327-24 | 3 | Screw-HH |
| 7 | 3296-53 | 3 | Nut-Lock, NI |
| 8 | 104-8301 | 5 | Nut-Flange, NI |
| 9 | 3234-41 | 5 | Screw-HHF |
| 10 | 93-9938 | 3 | 8 Inch Wheel ASM |
| 10 | 93-5974 | 3 | Wheel-8 Inch, Foam Filled |
| 10:1 | 93-9939 | 1 | Tire |
| 10:2 | 68-8950 | 1 | Tube-Inner (W/Valve) |
| 10:3 | 93-4241 | 1 | Spacer-Bearing, Inner |
| 10:4 | 93-4237 | 2 | Bearing |
| 10:6 | 32128-16 | 4 | Nut-HHF |
| 10:7 | 93-4242 | 1 | Plate |
| 10:8 | 93-4239 | 1 | Rim-Wheel, Half |

| Ref. No. | Part No. | Qty. | Description |
|----------|----------|------|-----------------|
| 10:9 | 93-5980 | 1 | Hub |
| 10:10 | 95-2741 | 1 | Rim-Wheel, Half |

PROTOTYPE



1 — [1:1 – 1:8
 1:4 — [1:4:2 – 1:4:5

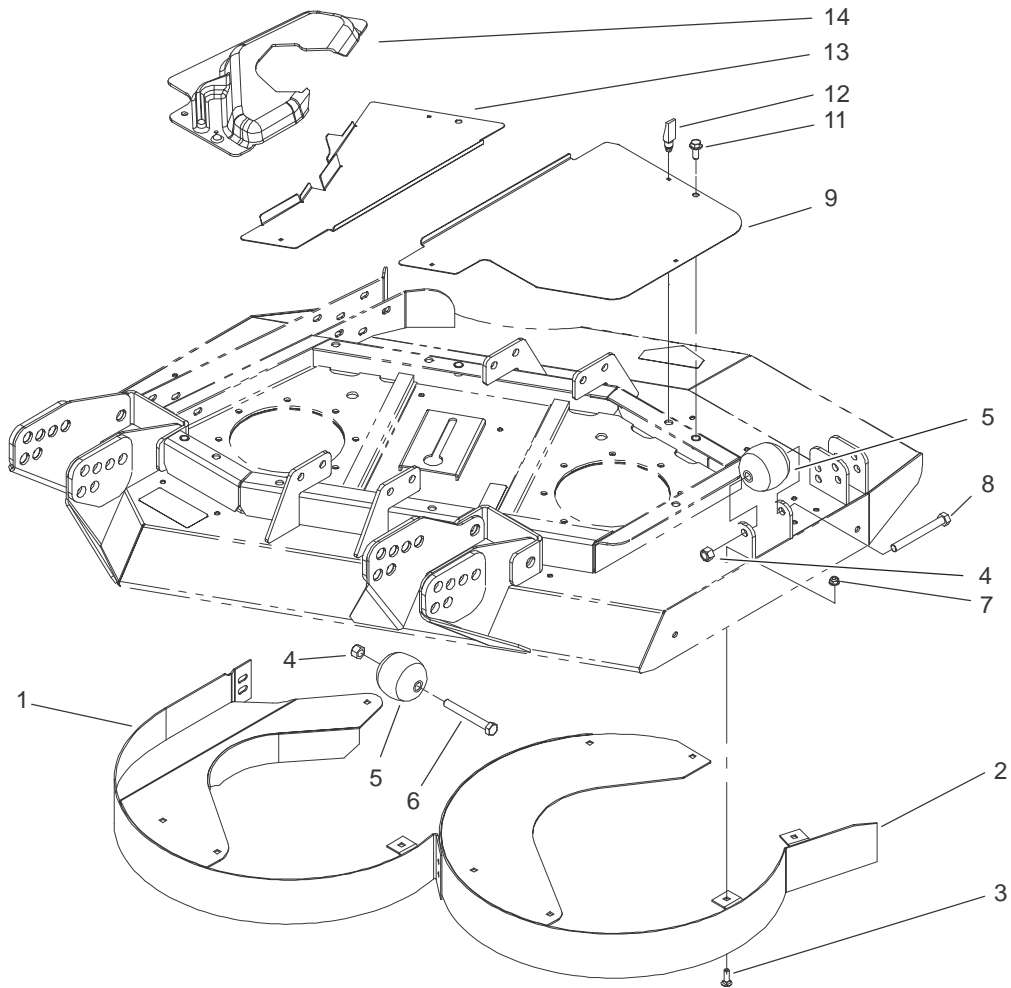
Sheet No.:4

Spindle Assembly (RH and LH Deck)

| Ref. No. | Part No. | Qty. | Description |
|----------|------------|------|-----------------------|
| 1 | 104-3529 | 1 | Driving Spindle ASM |
| 1:1 | 3296-60 | 1 | Nut-Lock, NI |
| 1:2 | 104-3545 | 1 | Pulley-Driving |
| 1:3 | 104-3564 | 1 | Seal-V Ring |
| 1:4 | 104-3552 | 1 | Spindle Housing ASM |
| 1:4:2 | 104-3549 | 1 | Spacer Set-Bearing |
| 1:4:3 | 26-1830 | 1 | Bearing ASM |
| 1:4:4 | 253-154 | 2 | Seal-Oil |
| 1:4:5 | 302-60 | 1 | Fitting-Lube |
| 1:5 | 92-9800 | 1 | Spacer-Shaft, Spindle |
| 1:6 | 104-3554 | 1 | Spindle Shaft ASM |
| 1:7 | 104-3544 | 1 | Mount-Drive Motor |
| 1:8 | 104-8322 | 1 | Washer-Hardened |
| 2 | 3234-42 | 4 | Screw-HHF |
| 3 | 92-5608-03 | 2 | Blade |
| 4 | 72-9361 | 2 | Cup-Scalp, Anti |
| 5 | 92-5816 | 2 | Bolt-Blade |

| Ref. No. | Part No. | Qty. | Description |
|----------|----------|------|-------------|
| | | | |
| | | | |
| | | | |
| | | | |

PROTOTYPE

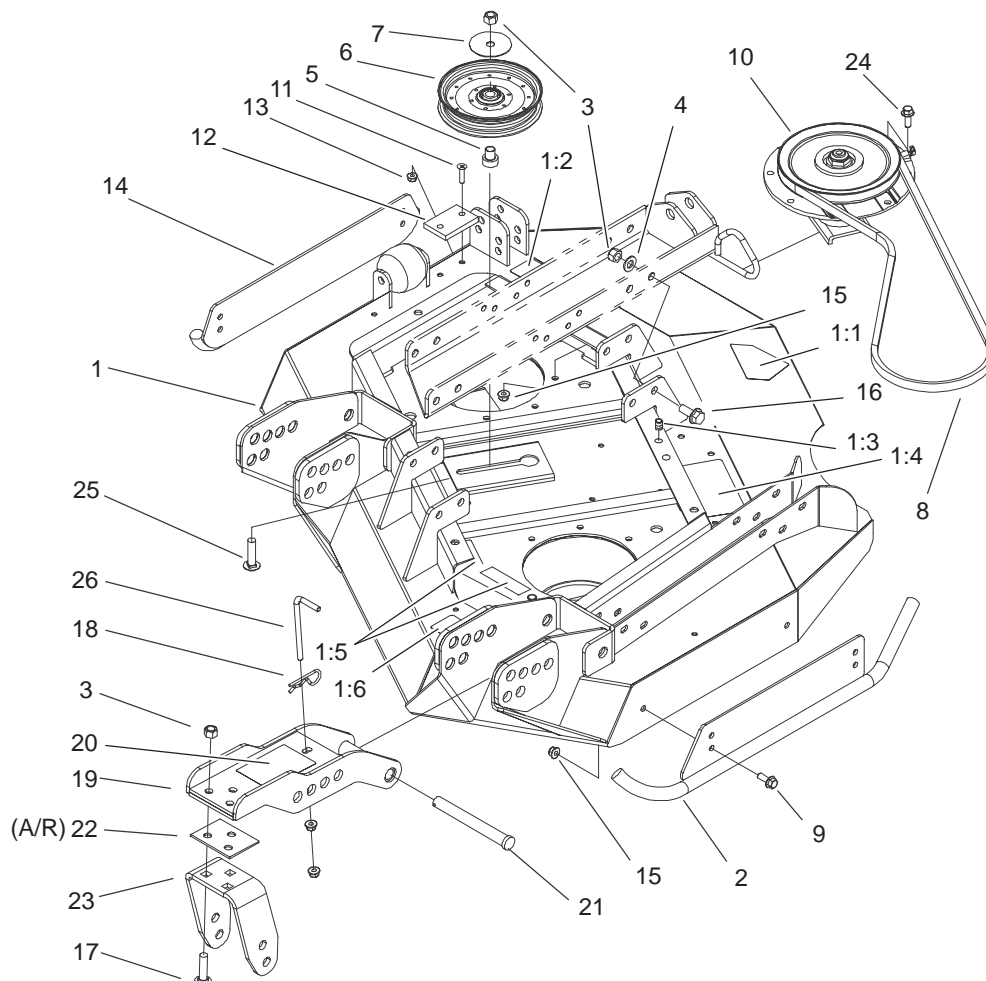


Sheet No.:5

Rear Discharge Chamber and Cover Assembly (RH Deck)

| Ref. No. | Part No. | Qty. | Description |
|----------|-------------|------|----------------------|
| 1 | 104-2203-01 | 1 | Outer Chamber ASM |
| 2 | 104-2204-01 | 1 | Inner Chamber ASM |
| 3 | 3230-18 | 11 | Screw-CARR |
| 4 | 3296-25 | 2 | Nut-Lock NI |
| 5 | 29-4820 | 2 | Roller |
| 6 | 325-17 | 1 | Screw-HH |
| 7 | 104-8300 | 11 | Nut-Flange, NI |
| 8 | 325-18 | 1 | Screw-HH |
| 9 | 100-5668-03 | 1 | Plate-Cover, RH Side |
| 10 | 3234-42 | 3 | Screw-HHF |
| 12 | 74-5950 | 7 | Latch-Swell |
| 13 | 100-5665-03 | 1 | Plate-Cover, RH |
| 14 | 100-5666 | 1 | Cover-Moter, RH Deck |

| Ref. No. | Part No. | Qty. | Description |
|-----------|----------|------|-------------|
| PROTOTYPE | | | |

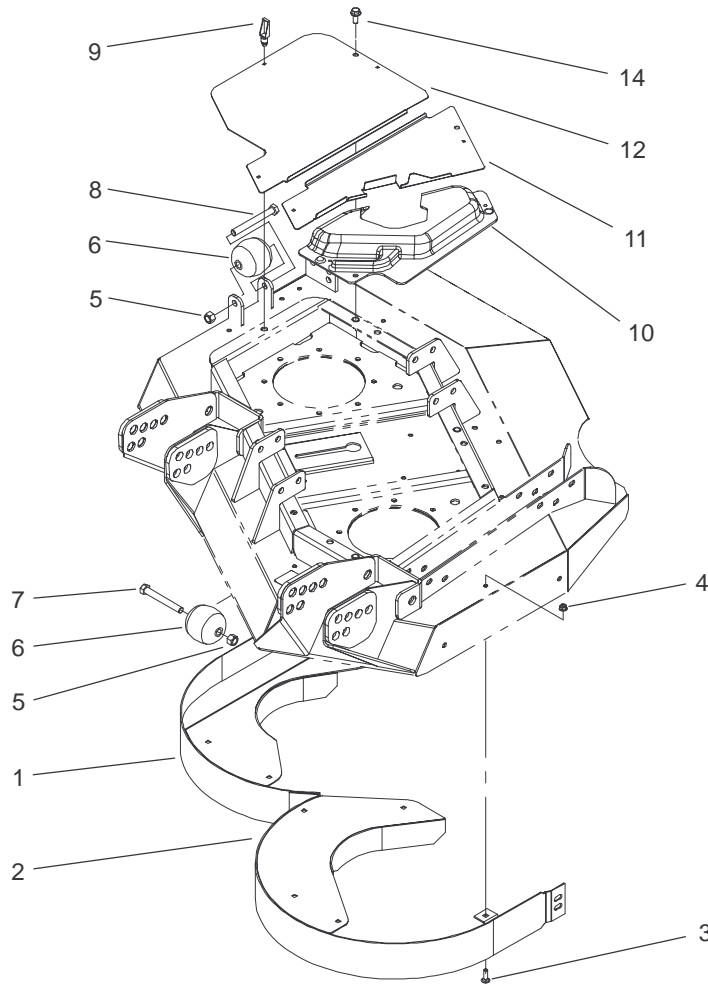


Sheet No.:2

LH Deck, Idler and Skid Assembly

| Ref. No. | Part No. | Qty. | Description |
|----------|-------------|------|--------------------------|
| 1 | 100-3037 | 1 | LH Side Deck ASM |
| 1:1 | 43-8480 | 1 | Decal-Danger |
| 1:1 | 100-6583 | 1 | Decal-Danger |
| 1:2 | 100-5693 | 1 | Decal-Rear HOC, LH |
| 1:3 | 32148-9 | 3 | Insert-Nut |
| 1:4 | 100-5622 | 1 | Decal-HOC |
| 1:5 | 100-6578 | 3 | Decal-Danger |
| 1:6 | 93-7818 | 1 | Decal-Torque, Blade Bolt |
| 2 | 100-8125-01 | 1 | LH Skid ASM |
| 3 | 3296-25 | 15 | Nut-Lock NI |
| 4 | 3256-26 | 8 | Washer-Flat |
| 5 | 100-2984 | 1 | Spacer-Idler |
| 6 | 99-5493 | 1 | Pulley-Idler |
| 7 | 100-3102 | 1 | Washer-Flat |
| 8 | 55-7660 | 1 | V-Belt |
| 9 | 3234-42 | 4 | Screw-HHF |
| 10 | 104-3532 | 1 | Low Driven Spindle ASM |
| 11 | 32108-103 | 2 | Screw-FH |
| 12 | 69-9290 | 1 | Pad-Bumper |
| 13 | 104-8300 | 2 | Nut-Flange, NI |
| 14 | 104-2250-01 | 1 | Skid ASM-Side |
| 15 | 104-8301 | 24 | Nut-Flange, NI |
| 16 | 3234-38 | 8 | Screw-HHF |
| 17 | 9002719 | 6 | Screw-CARR |

| Ref. No. | Part No. | Qty. | Description |
|----------|-------------|------|--------------------|
| 18 | 3290-343 | 4 | Pin-Hair |
| 19 | 104-7529-01 | 2 | Castor Bracket ASM |
| 20 | 104-3579 | 1 | Decal-HOC, LH |
| 21 | 100-5569 | 4 | Pin-Clevis |
| 22 | 104-7524 | 8 | Shim |
| 23 | 104-7525-01 | 2 | Bracket-Fork |
| 24 | 3234-24 | 12 | Screw-HHF |
| 25 | 3233-4 | 1 | Screw-CARR |
| 26 | 106-2000 | 2 | Rod-Tension |



Sheet No.:5

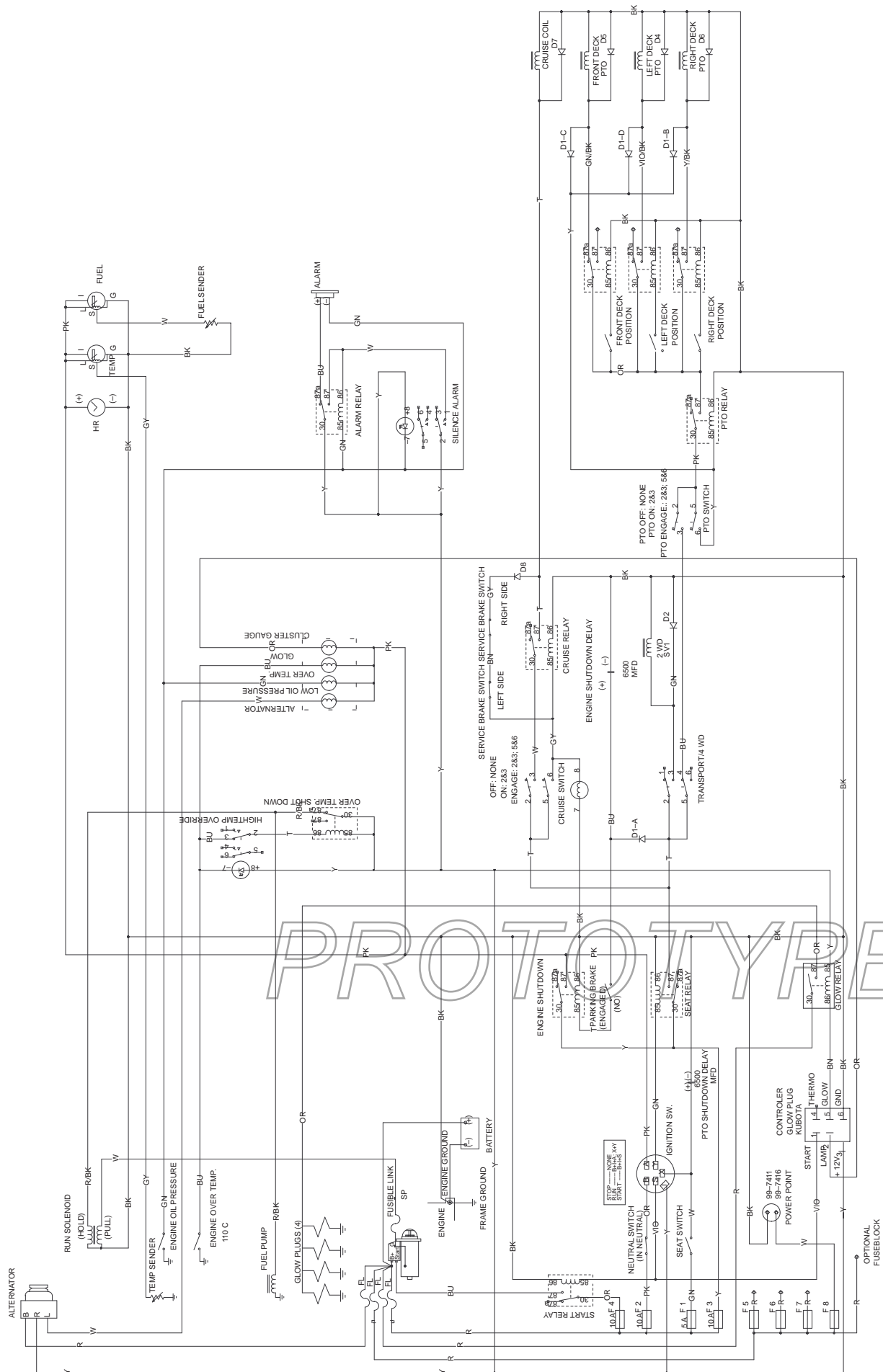
Rear Discharge Chamber and Cover Assembly (LH Deck)

| Ref. No. | Part No. | Qty. | Description |
|----------|-------------|------|----------------------|
| 1 | 104-2205-01 | 1 | Inner Chamber ASM |
| 2 | 104-2206-01 | 1 | Outer Chamber ASM |
| 3 | 3230-18 | 9 | Screw-CARR |
| 4 | 104-8300 | 9 | Nut-Flange, NI |
| 5 | 3296-25 | 2 | Nut-Lock NI |
| 6 | 29-4820 | 2 | Roller |
| 7 | 325-17 | 1 | Screw-HH |
| 8 | 325-18 | 1 | Screw-HH |
| 9 | 74-5950 | 7 | Latch-Swell |
| 10 | 100-5669 | 1 | Cover-Motor, LH Deck |
| 11 | 100-5664-03 | 1 | Plate-Cover, LH |
| 12 | 100-5667-03 | 1 | Plate-Cover, LH Side |
| 13 | 3234-42 | 3 | Screw-HHF |

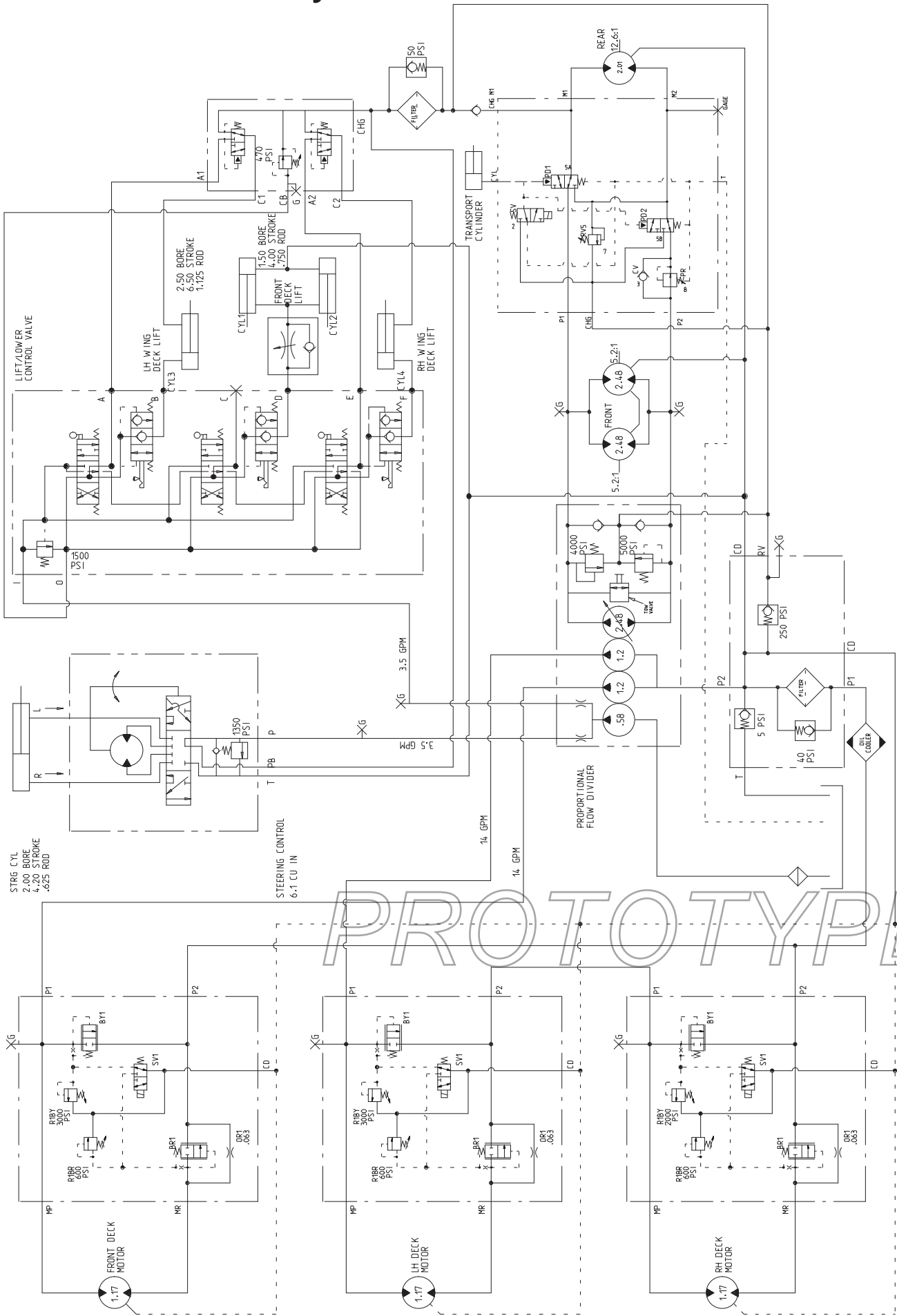
| Ref. No. | Part No. | Qty. | Description |
|----------|----------|------|-------------|
| | | | |
| | | | |
| | | | |
| | | | |
| | | | |
| | | | |
| | | | |
| | | | |
| | | | |
| | | | |

PROTOTYPE

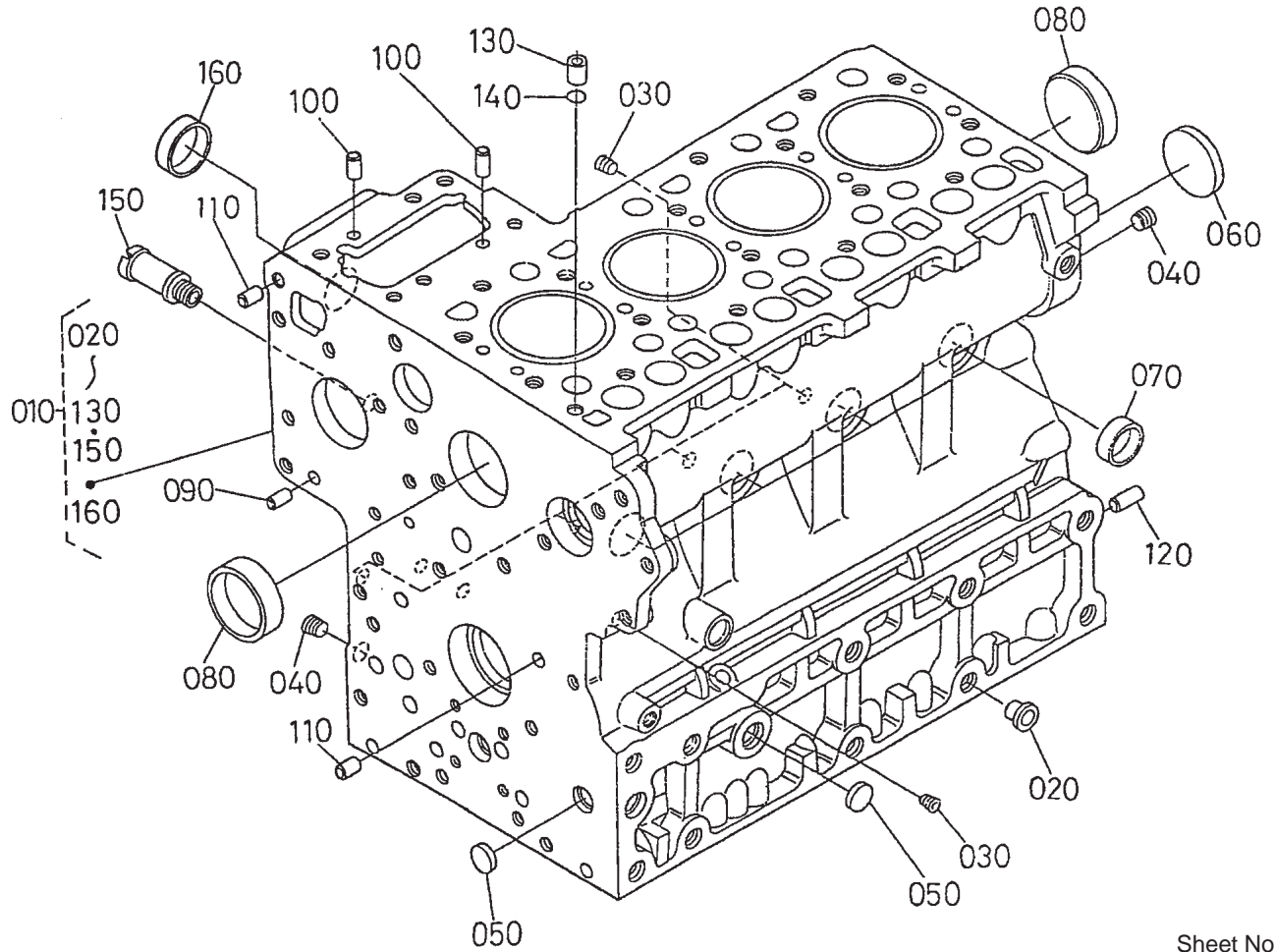
Electrical Schematic



Hydraulic Schematic



PROTOTYPE



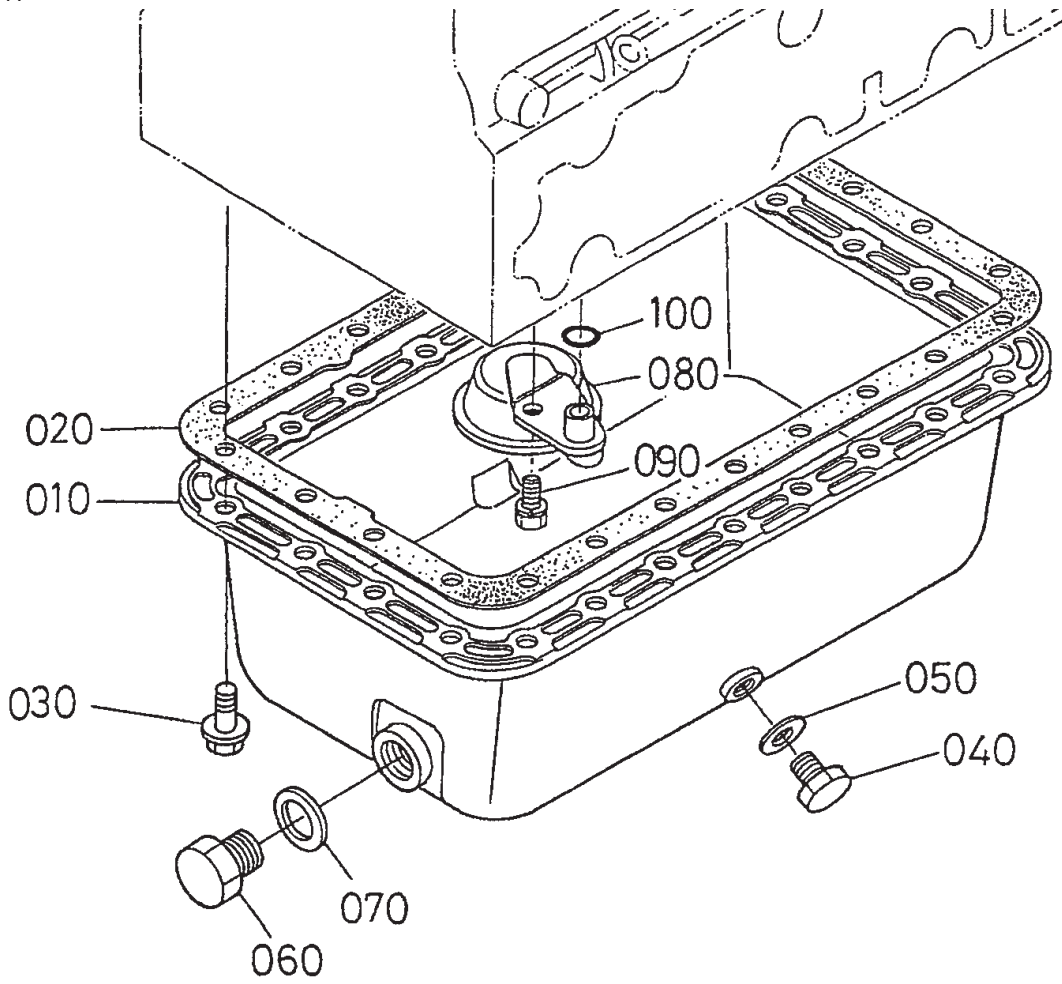
Sheet No.:40

Crankcase Assembly

| Ref. No. | Part No. | Qty. | Description |
|----------|----------|------|--------------------|
| 010 | 100-9150 | 1 | Crankcase |
| 020 | 98-7486 | 2 | Plug |
| 030 | 98-7487 | 6 | Plug |
| 040 | 98-7488 | 2 | Plug |
| 050 | 98-7489 | 3 | Plug |
| 060 | 98-7490 | 1 | Plug |
| 070 | 98-7500 | 6 | Cap - Sealing |
| 080 | 98-7501 | 2 | Cap - Sealing |
| 090 | 98-7502 | 2 | Pin - Straight |
| 100 | 98-7503 | 2 | Pin - Straight |
| 110 | 98-7504 | 2 | Pin - Straight |
| 120 | 98-7505 | 1 | Pin - Straight |
| 130 | 98-7506 | 1 | Pin-Pipe |
| 140 | 98-7509 | 1 | O-Ring |
| 150 | 100-9153 | 1 | Pipe-Return, Water |
| 160 | 105-2883 | 1 | Cap-Sealing |

| Ref. No. | Part No. | Qty. | Description |
|----------|----------|------|-------------|
| | | | |
| | | | |
| | | | |
| | | | |

PROTOTYPE

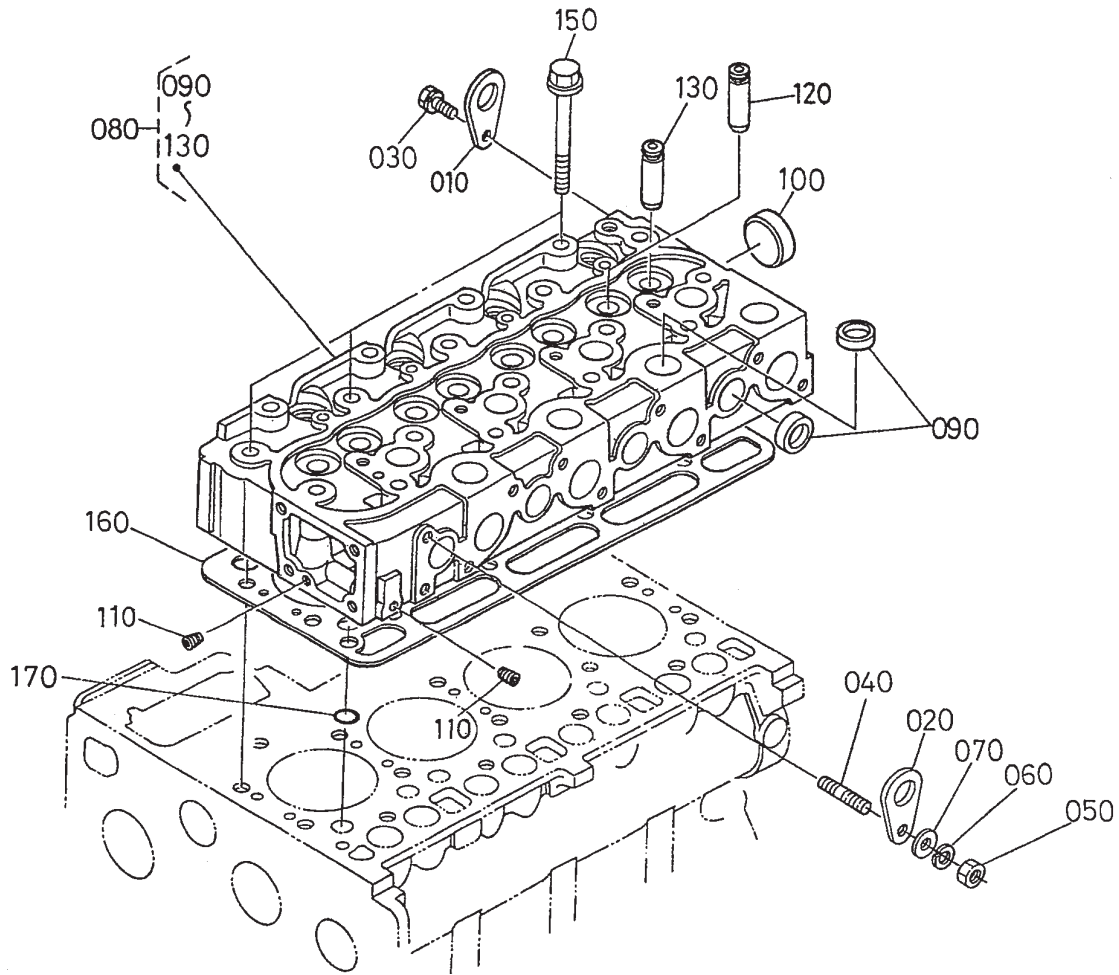


Sheet No.:41

Oil Pan Assembly

| Ref. No. | Part No. | Qty. | Description |
|----------|----------|------|-------------|
| 010 | 98-7520 | 1 | Pan-Oil |
| 020 | 98-7521 | 1 | Gasket |
| 030 | 98-7522 | 24 | Bolt-Flange |
| 040 | 98-9386 | 1 | Plug |
| 050 | 98-7524 | 1 | Gasket |
| 060 | 98-7529 | 1 | Plug-Drain |
| 070 | 98-7527 | 1 | O-Ring |
| 080 | 98-7525 | 1 | Filter-Oil |
| 090 | 98-7526 | 1 | Bolt |
| 100 | 98-7528 | 1 | O-Ring |

| Ref. No. | Part No. | Qty. | Description |
|-----------|----------|------|-------------|
| PROTOTYPE | | | |

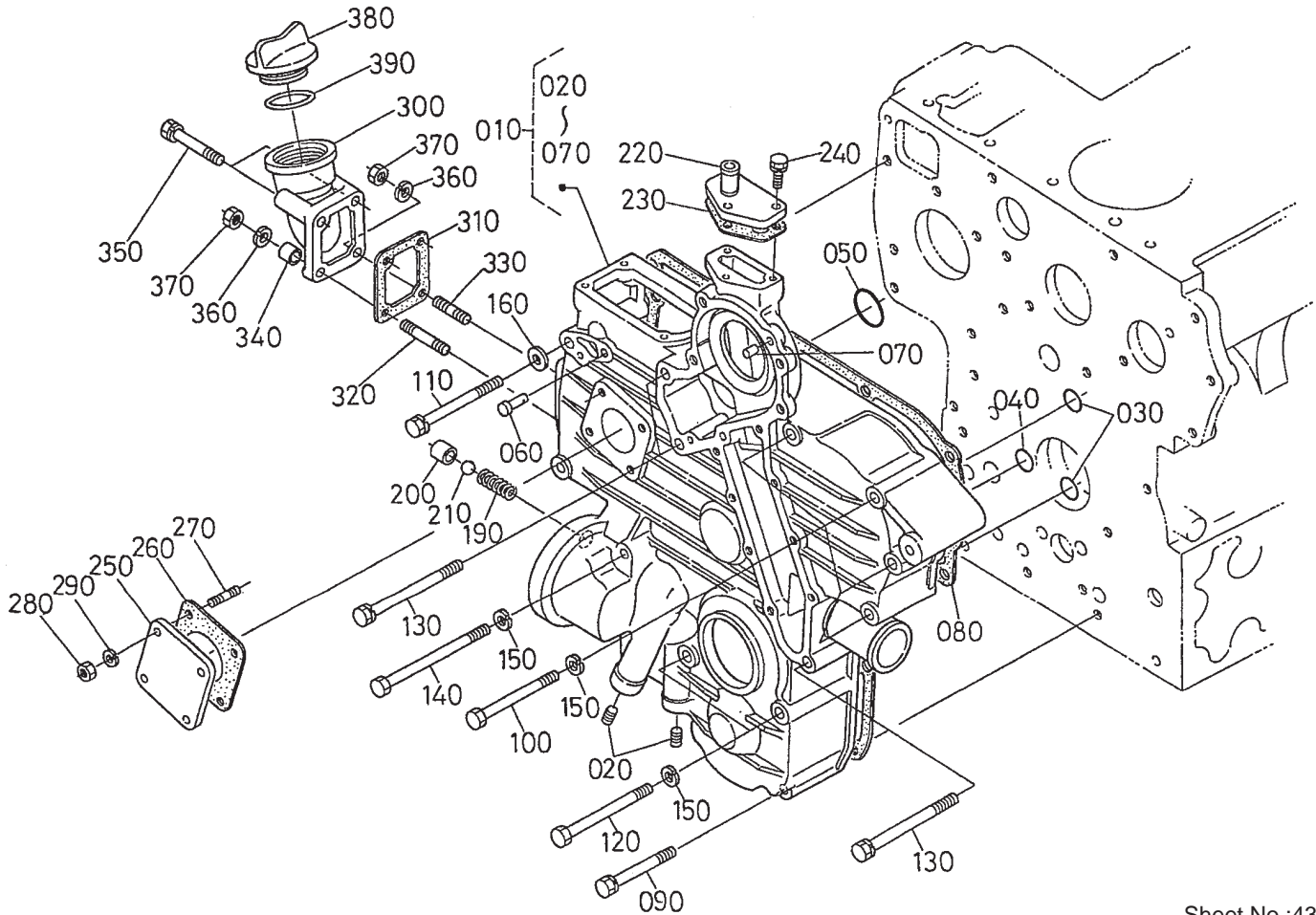


Sheet No.:42

Cylinder Head Assembly

| Ref. No. | Part No. | Qty. | Description | Ref. No. | Part No. | Qty. | Description |
|----------|----------|------|--------------------------|----------|----------|------|-------------|
| 010 | 98-7530 | 1 | Hook-Engine | | | | |
| 020 | 98-7531 | 1 | Hook-Engine | | | | |
| 030 | 98-7526 | 1 | Bolt | | | | |
| 040 | 98-7533 | 1 | Stud | | | | |
| 050 | 100-1559 | 1 | Nut-Manifold, Exhaust | | | | |
| 060 | 99-8339 | 1 | Washer-Spring | | | | |
| 070 | 98-7536 | 1 | Washer-Plain | | | | |
| 080 | 100-9159 | 1 | Head-Cylinder | | | | |
| 090 | 98-7538 | 12 | Cap-Sealing | | | | |
| 100 | 98-7539 | 1 | Cap-Sealing | | | | |
| 110 | 98-7540 | 2 | Cap-Sealing | | | | |
| 120 | 98-7541 | 4 | Plug | | | | |
| 130 | 98-7542 | 4 | Guide-Valve, Exhaust | | | | |
| 150 | 98-7543 | 18 | Bolt-Head, Cylinder | | | | |
| 160 | 100-9160 | 1 | Gasket-Head, Cylinder | | | | |
| 170 | 98-7509 | 1 | O-Ring | | | | |

PROTOTYPE

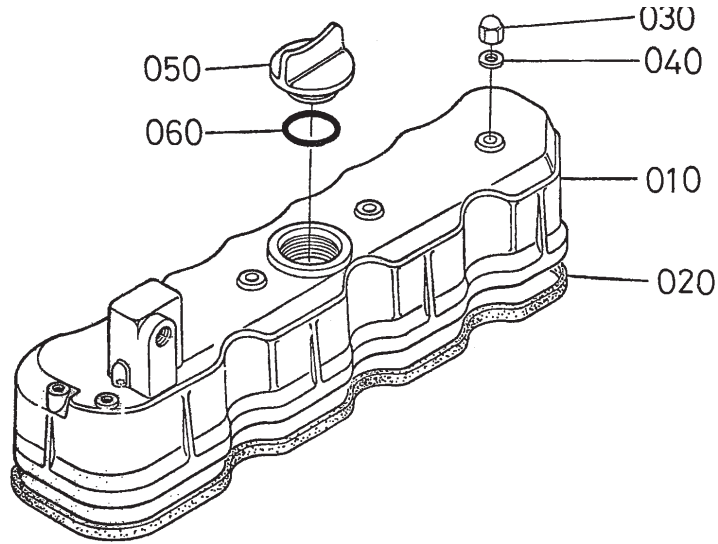


Sheet No.:43

Gear Case Assembly

| Ref. No. | Part No. | Qty. | Description |
|----------|----------|------|----------------------|
| 010 | 100-9161 | 1 | Gearcase ASM |
| 020 | 98-7546 | 2 | Plug |
| 030 | 98-7547 | 2 | O-Ring |
| 040 | 98-7548 | 1 | O-Ring |
| 050 | 98-7549 | 1 | O-Ring |
| 060 | 98-7550 | 1 | Pin-Spring, Start |
| 070 | 98-7504 | 2 | Pin - Straight |
| 080 | 98-7552 | 1 | Packing-Case, Gear |
| 090 | 98-7553 | 2 | Bolt |
| 100 | 99-8336 | 5 | Bolt |
| 110 | 98-7555 | 1 | Bolt |
| 120 | 98-7556 | 2 | Bolt |
| 130 | 98-7557 | 3 | Bolt |
| 140 | 98-7558 | 2 | Bolt |
| 150 | 99-8339 | 9 | Washer-Spring |
| 160 | 98-7536 | 1 | Washer-Plain |
| 190 | 98-7563 | 1 | Spring |
| 200 | 98-7564 | 1 | Seat-Valve |
| 210 | 98-7565 | 1 | Ball |
| 220 | 98-7566 | 1 | Flange-Return, Water |
| 230 | 98-7567 | 1 | Gasket |
| 240 | 98-7568 | 3 | Bolt |
| 250 | 98-7569 | 1 | Cover |
| 260 | 98-7570 | 1 | Gasket-Unit, H/Meter |
| 270 | 98-7571 | 4 | Stud |
| 280 | 98-7572 | 4 | Nut |

| Ref. No. | Part No. | Qty. | Description |
|----------|----------|------|--------------------|
| 290 | 98-7699 | 4 | Washer-Spring |
| 300 | 100-9162 | 1 | Flange-Filter, Oil |
| 310 | 100-9163 | 1 | Gasket |
| 320 | 98-7571 | 1 | Stud |
| 330 | 100-9164 | 1 | Stud |
| 340 | 100-9165 | 1 | Collar |
| 350 | 98-7496 | 2 | Bolt |
| 360 | 98-7699 | 2 | Washer-Spring |
| 370 | 98-7572 | 2 | Nut |
| 380 | 98-7429 | 1 | Plug-Filter, Oil |
| 390 | 98-7430 | 1 | O-Ring |

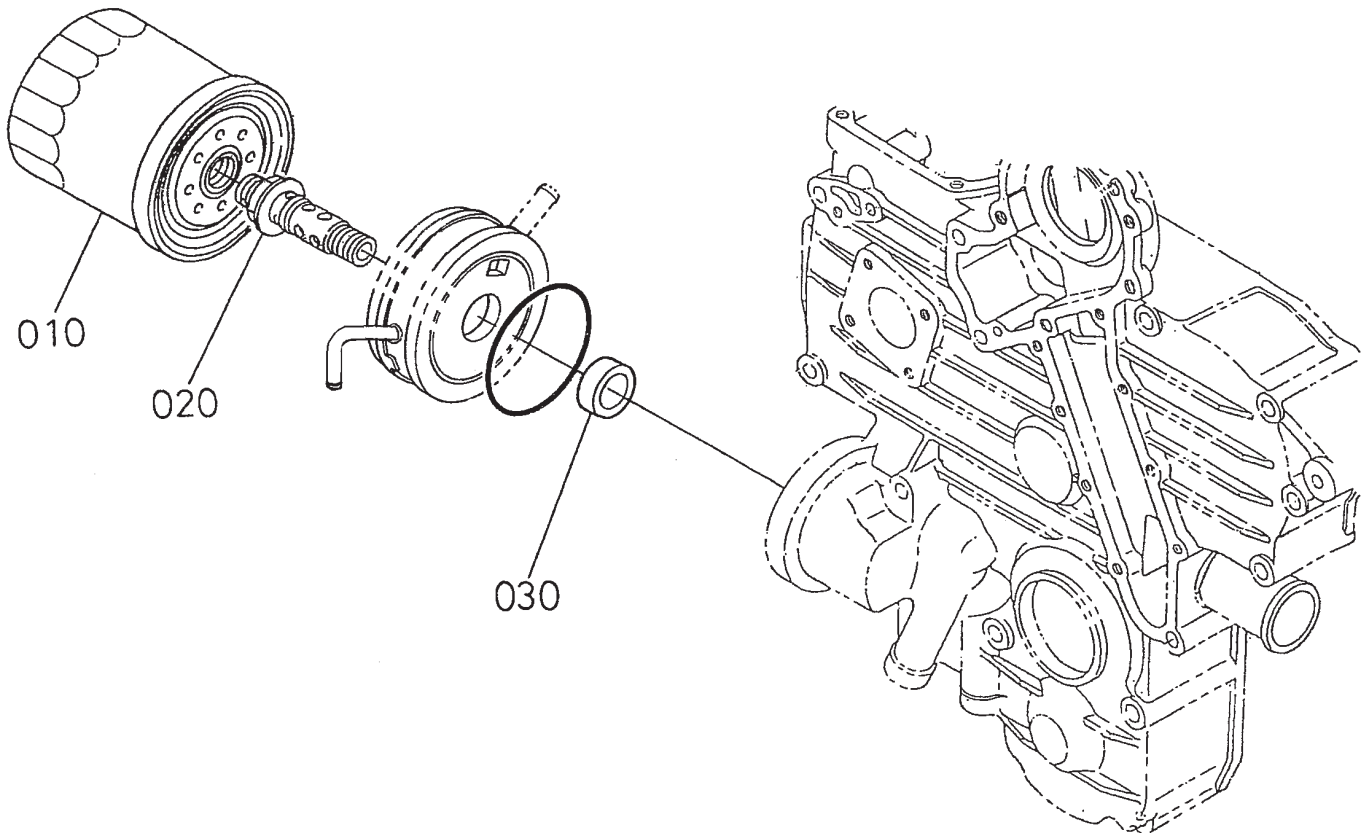


Sheet No.:44

Head Cover Assembly

| Ref. No. | Part No. | Qty. | Description | Ref. No. | Part No. | Qty. | Description |
|----------|----------|------|----------------------|----------|----------|------|-------------|
| 010 | 98-7425 | 1 | Cover-Head, Cylinder | | | | |
| 020 | 98-7426 | 1 | Gasket-Cover, Head | | | | |
| 030 | 98-7427 | 4 | Nut - Cap | | | | |
| 040 | 98-7428 | 4 | Gasket | | | | |
| 050 | 98-7429 | 1 | Plug-Filter, Oil | | | | |
| 060 | 98-7430 | 1 | O-Ring | | | | |

PROTOTYPE



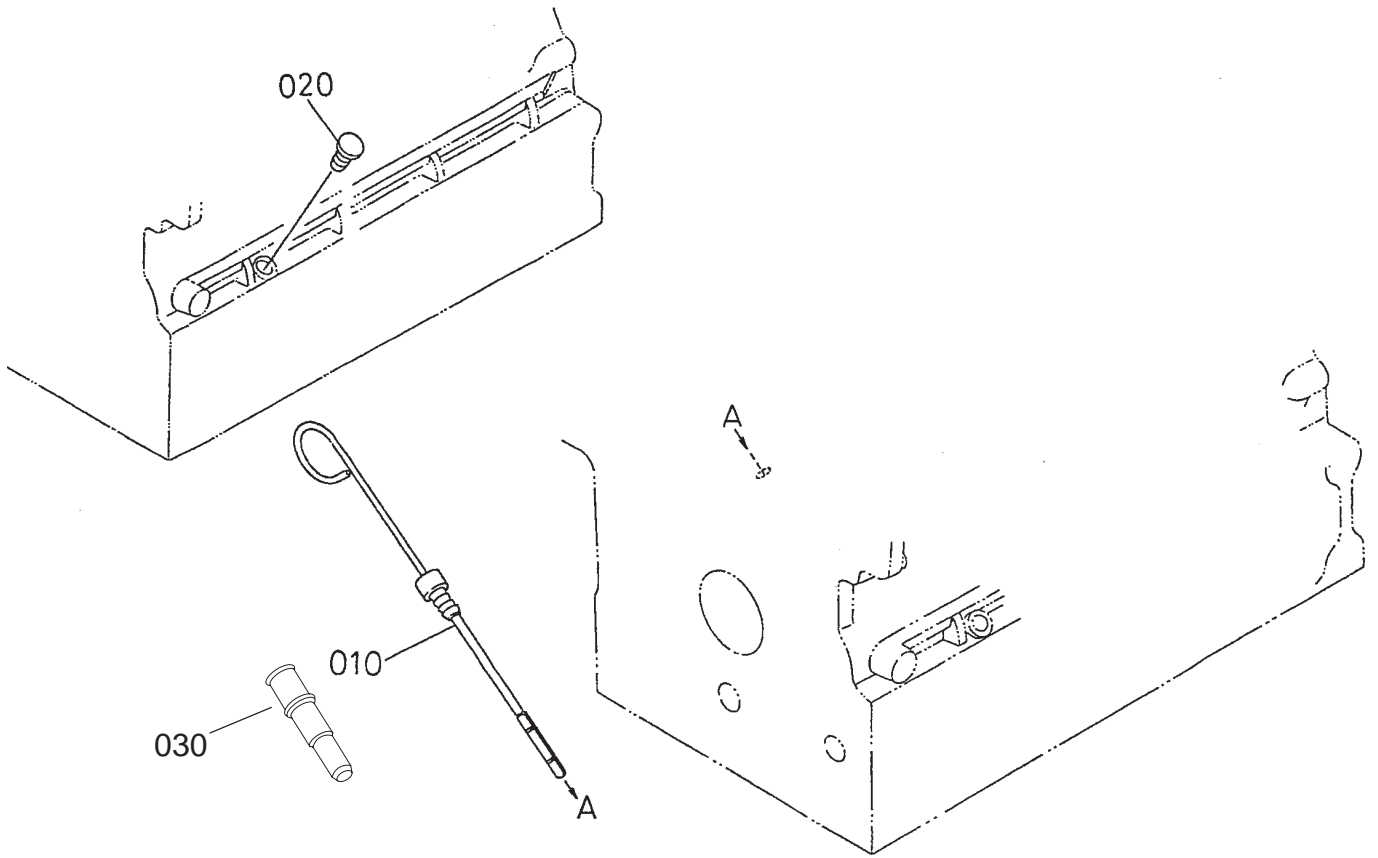
Sheet No.:45

Oil Filter Assembly

| Ref. No. | Part No. | Qty. | Description |
|----------|----------|------|-----------------------|
| 010 | 98-7431 | 1 | Cartridge-Filter, Oil |
| 020 | 100-9166 | 1 | Connector |
| 030 | 100-9167 | 1 | Collar |

| Ref. No. | Part No. | Qty. | Description |
|----------|----------|------|-------------|
| | | | |
| | | | |
| | | | |
| | | | |
| | | | |
| | | | |
| | | | |
| | | | |
| | | | |

PROTOTYPE



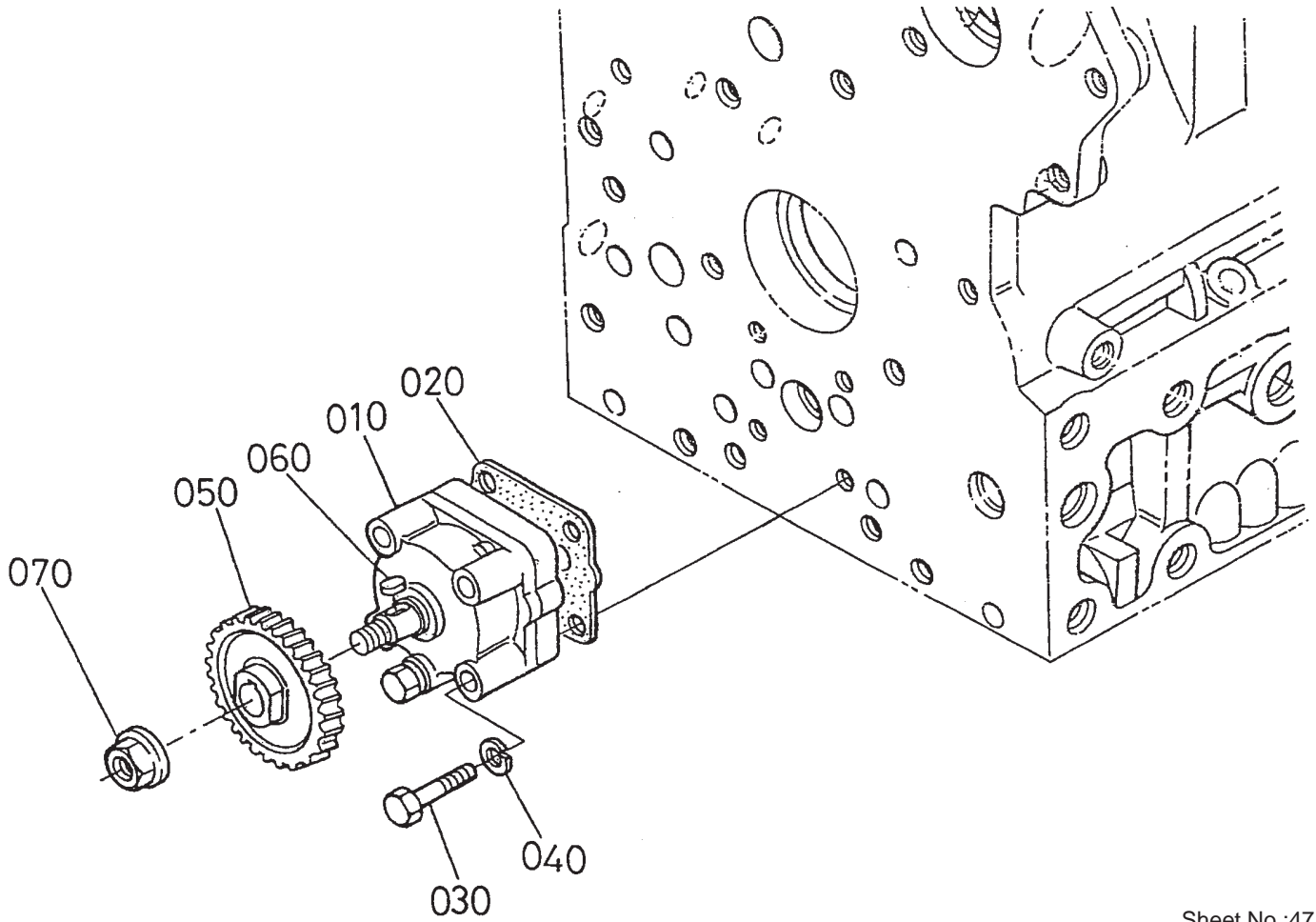
Sheet No.:46

Dipstick and Guide Assembly

| Ref. No. | Part No. | Qty. | Description |
|----------|----------|------|-----------------|
| 010 | 105-4579 | 1 | Gauge-Oil |
| 020 | 100-9169 | 1 | Plug-Gauge, Oil |
| 030 | 105-4580 | 1 | Guide |

| Ref. No. | Part No. | Qty. | Description |
|----------|----------|------|-------------|
| | | | |
| | | | |
| | | | |

PROTOTYPE

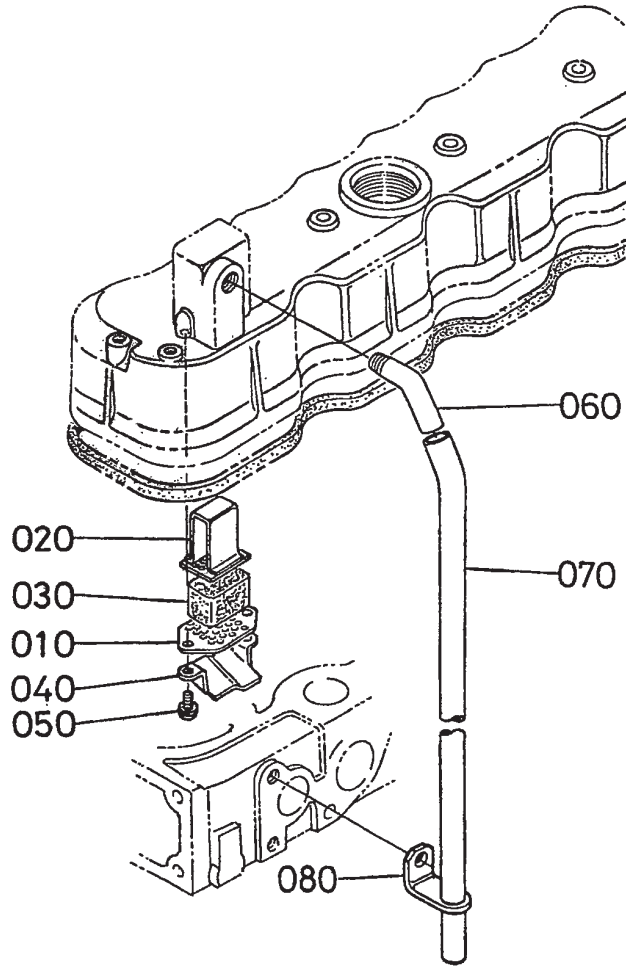


Sheet No.:47

Oil Pump Assembly

| Ref. No. | Part No. | Qty. | Description |
|----------|----------|------|----------------------|
| 010 | 100-9170 | 1 | Oil Pump ASM |
| 020 | 98-7513 | 1 | Gasket-Pump, Oil |
| 030 | 98-7514 | 4 | Bolt |
| 040 | 98-7699 | 4 | Washer-Spring |
| 050 | 98-7516 | 1 | Gear-Drive, Oil Pump |
| 060 | 98-7517 | 1 | Key - Feather |
| 070 | 98-7518 | 1 | Nut - Flange |

| Ref. No. | Part No. | Qty. | Description |
|---|----------|------|-------------|
| <p style="font-size: 48px; opacity: 0.5; transform: rotate(-1deg);">PROTOTYPE</p> | | | |

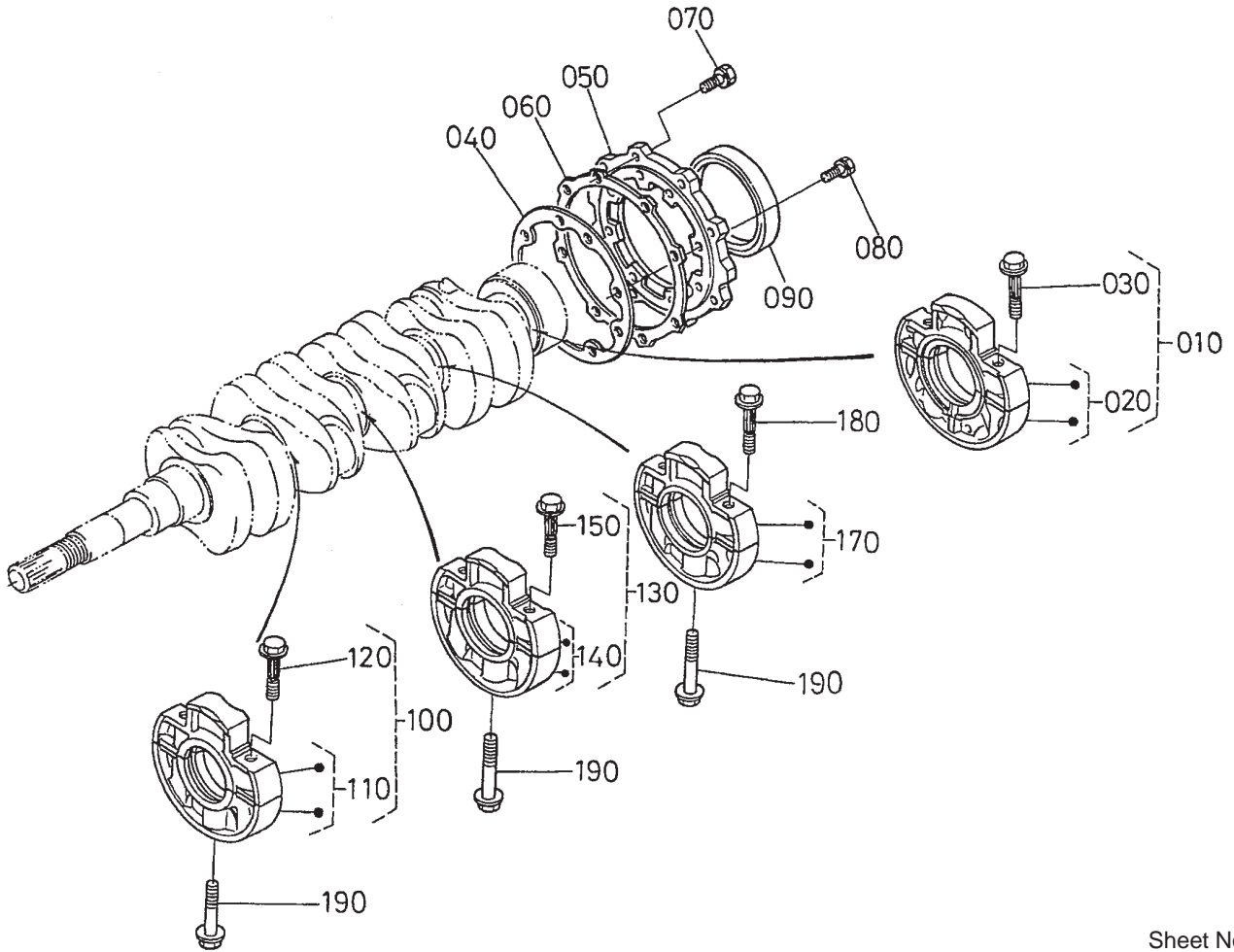


Sheet No.:48

Breather Assembly

| Ref. No. | Part No. | Qty. | Description | Ref. No. | Part No. | Qty. | Description |
|----------|----------|------|----------------------|----------|----------|------|-------------|
| 010 | 98-7417 | 1 | Plate - Element | | | | |
| 020 | 98-7418 | 1 | Plate - Element | | | | |
| 030 | 98-7419 | 1 | Element - Breather | | | | |
| 040 | 98-7420 | 1 | Shield-Breather, Oil | | | | |
| 050 | 98-7421 | 2 | Screw W/Washer | | | | |
| 060 | 98-7422 | 1 | Joint-Pipe, Breather | | | | |
| 070 | 98-7423 | 1 | Pipe - Breather | | | | |
| 080 | 98-7424 | 1 | Clamp - Pipe | | | | |

PROTOTYPE

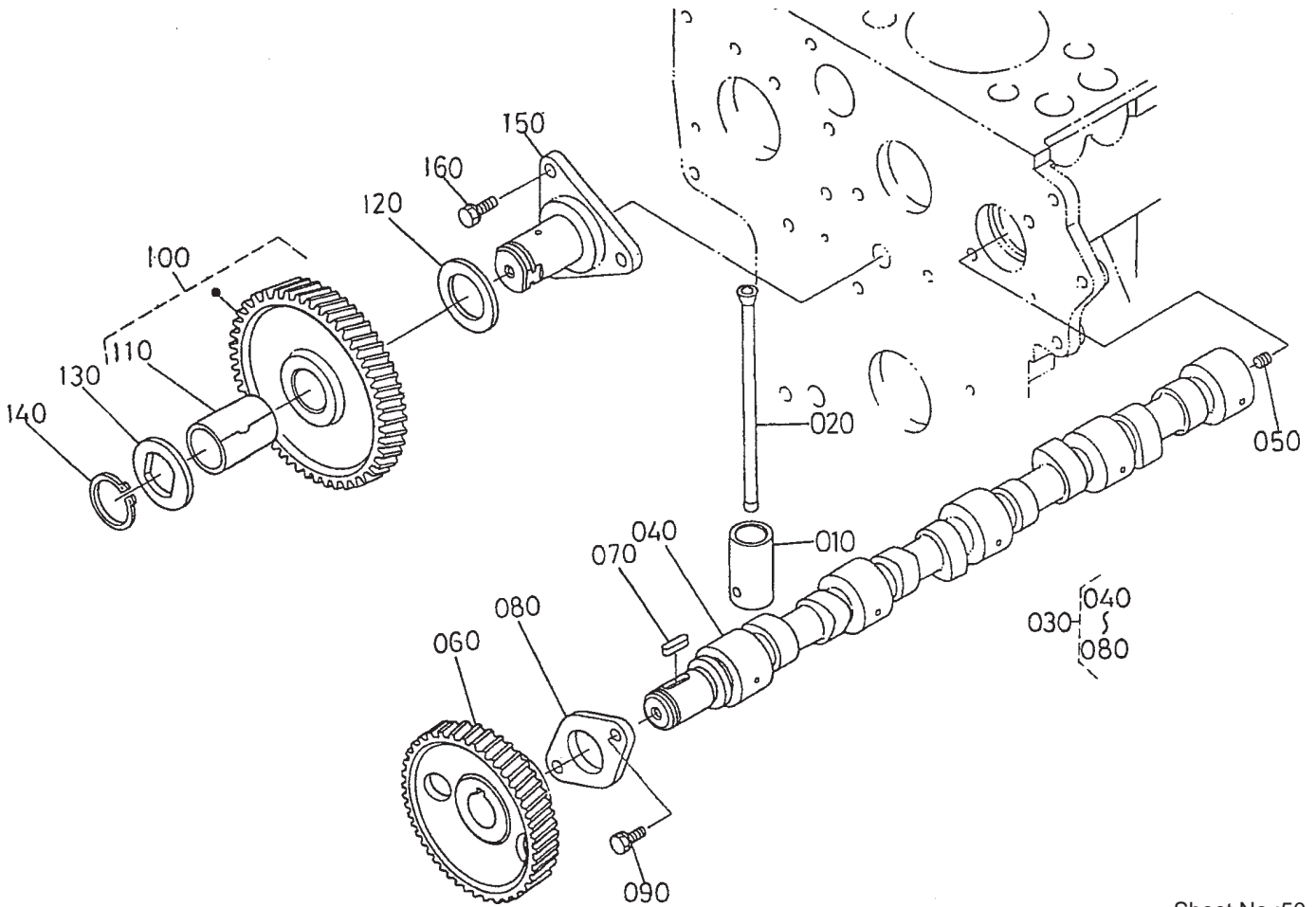


Sheet No.:49

Main Bearing Case

| Ref. No. | Part No. | Qty. | Description |
|----------|----------|------|----------------------------|
| 010 | 100-9172 | 1 | Wheel Bearing Case ASM |
| 020 | 100-9173 | 1 | Bearing Case ASM |
| 030 | 98-7434 | 2 | Bolt-Case, Bearing |
| 040 | 98-7435 | 1 | Gasket-Case, Bearing |
| 050 | 98-7436 | 1 | Cover-Case, Bearing |
| 060 | 98-7437 | 1 | Gasket-Case Cover, Bearing |
| 070 | 98-7438 | 8 | Bolt |
| 080 | 98-7439 | 8 | Bolt |
| 090 | 98-7440 | 1 | Seal - Oil |
| 100 | 100-9174 | 1 | Main Bearing Case ASM |
| 110 | 100-9175 | 1 | Bearing Case ASM |
| 120 | 98-7434 | 2 | Bolt-Case, Bearing |
| 130 | 100-9176 | 1 | Main Bearing Case ASM |
| 140 | 100-9177 | 1 | Bearing Case ASM |
| 150 | 98-7434 | 2 | Bolt-Case, Bearing |
| 170 | 100-9178 | 1 | Bearing Case ASM |
| 180 | 98-7434 | 2 | Bolt-Case, Bearing |
| 190 | 98-7444 | 3 | Bolt-Case, Bearing |

| Ref. No. | Part No. | Qty. | Description |
|--|----------|------|-------------|
| <p style="font-size: 48px; opacity: 0.5; font-weight: normal;">PROTOTYPE</p> | | | |

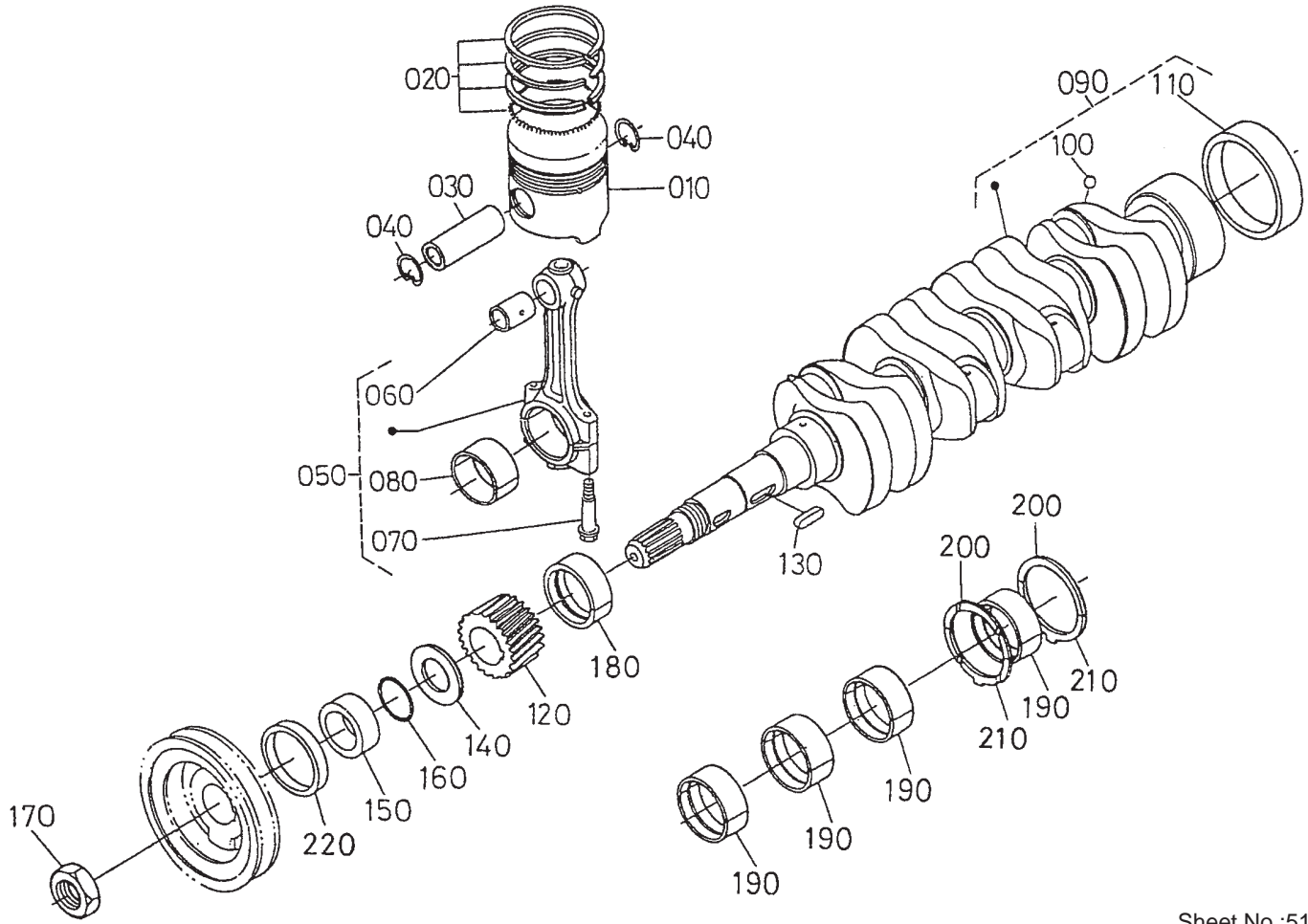


Sheet No.:50

Camshaft and Idler Gear Shaft Assembly

| Ref. No. | Part No. | Qty. | Description |
|----------|----------|------|------------------------|
| 010 | 98-7445 | 8 | Tappet |
| 020 | 98-7446 | 8 | Rod-Push |
| 030 | 100-9179 | 1 | Camshaft ASM |
| 040 | 100-9180 | 1 | Camshaft |
| 050 | 98-7449 | 1 | Screw-Set |
| 060 | 98-7450 | 1 | Gear - Camshaft |
| 070 | 98-7451 | 1 | Key - Feather |
| 080 | 98-7452 | 1 | Stopper - Camshaft |
| 090 | 98-7453 | 2 | Bolt |
| 100 | 98-7454 | 1 | Gear - Idler, Complete |
| 110 | 98-7455 | 1 | Bushing-Gear, Idler |
| 120 | 98-7456 | 1 | Collar |
| 130 | 98-7457 | 1 | Collar |
| 140 | 98-7458 | 1 | Cir-Clip - External |
| 150 | 98-7459 | 1 | Shaft-Gear, Idler |
| 160 | 98-7453 | 3 | Bolt |

| Ref. No. | Part No. | Qty. | Description |
|-----------|----------|------|-------------|
| PROTOTYPE | | | |

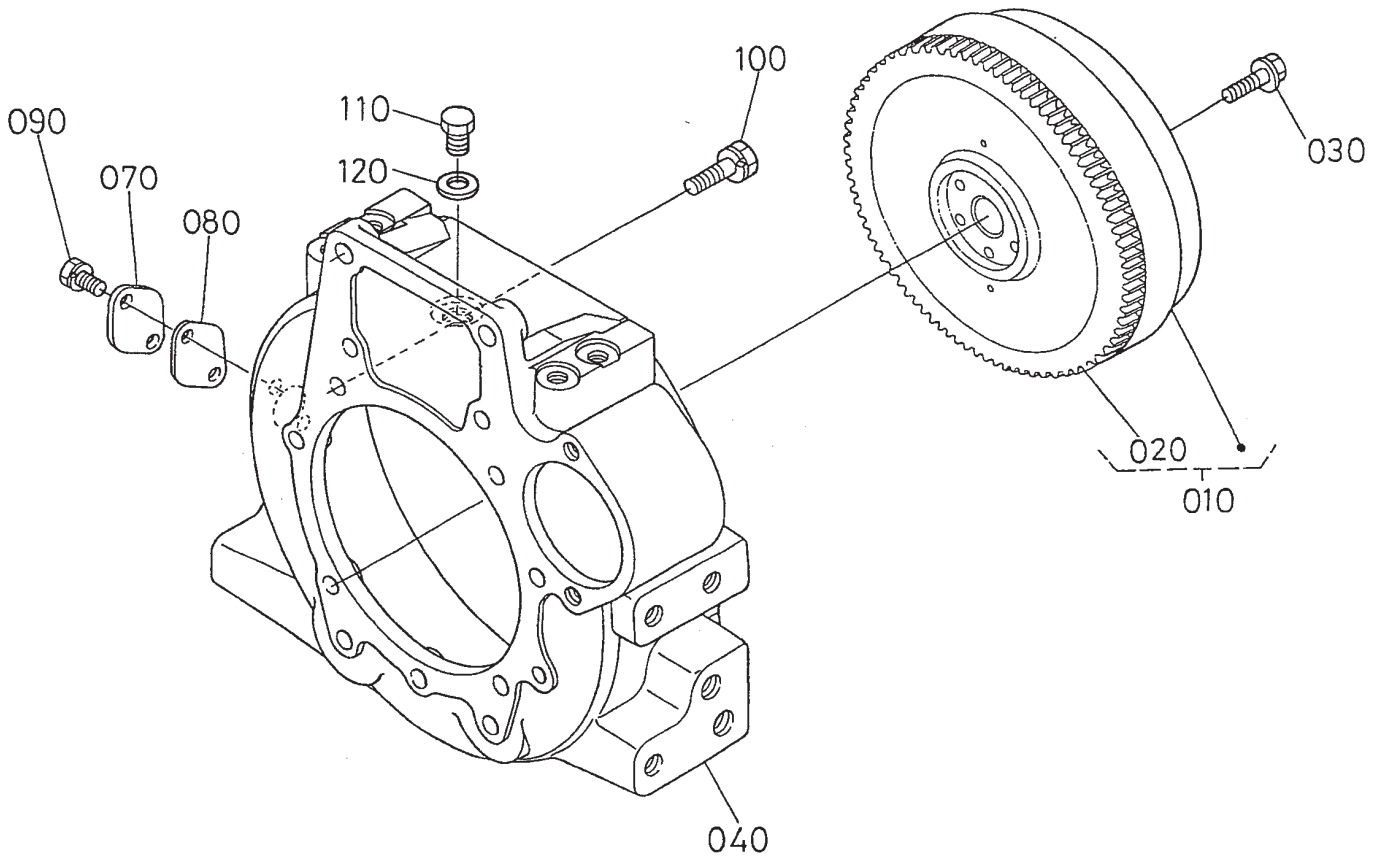


Sheet No.:51

Piston and Crankshaft Assembly

| Ref. No. | Part No. | Qty. | Description |
|----------|----------|------|------------------------------|
| 010 | 99-5435 | 1 | Piston (+.50mm) |
| 010 | 100-9181 | 4 | Piston, STD |
| 020 | 100-9182 | 4 | Piston Ring ASM, STD |
| 020 | 99-5436 | 1 | Piston Ring ASM (+0.50mm) |
| 030 | 98-7464 | 4 | Pin - Piston |
| 040 | 98-7465 | 8 | Clip-Pin, Piston |
| 050 | 98-7466 | 4 | Connecting Rod ASM |
| 060 | 98-7467 | 4 | Bushing-Pin, Piston |
| 070 | 98-7468 | 8 | Bolt-Rod, Connecting |
| 080 | 98-7471 | 4 | Metal-Crankpin, -0.40 Mm |
| 080 | 98-7470 | 4 | Metal-Crankpin, -0.20 Mm |
| 080 | 98-7469 | 4 | Metal-Crankpin, STD |
| 090 | 98-7472 | 1 | Crankshaft-Complete |
| 100 | 98-7473 | 4 | Ball |
| 110 | 98-7474 | 1 | Sleeve - Crankshaft |
| 120 | 98-7475 | 1 | Gear - Crankshaft |
| 130 | 98-7451 | 1 | Key - Feather |
| 140 | 98-7476 | 1 | Slinger - Oil |
| 150 | 98-7477 | 1 | Collar - Crankshaft |
| 160 | 98-7478 | 1 | O-Ring |
| 170 | 98-7479 | 1 | Nut - Crankshaft |
| 180 | 98-7483 | 1 | Metal - Crankshaft, -0.40 Mm |

| Ref. No. | Part No. | Qty. | Description |
|----------|----------|------|------------------------------|
| 180 | 98-7482 | 1 | Metal - Crankshaft, -0.20 Mm |
| 180 | 98-7481 | 1 | Metal - Crankshaft, STD |
| 190 | 99-6863 | 4 | Metal-Crankshaft, -0.40 Mm |
| 190 | 99-6862 | 4 | Metal-Crankshaft, -0.20 Mm |
| 190 | 98-7484 | 4 | Metal - Crankshaft, STD |
| 200 | 98-9415 | 2 | Bearing-Thrust (0.4mm) |
| 200 | 98-9414 | 2 | Bearing-Thrust (0.2mm) |
| 200 | 99-6864 | 2 | Metal - Side, STD |
| 210 | 99-6869 | 2 | Metal - Side, O/S 0.4mm |
| 210 | 98-9689 | 2 | Bearing-Thrust (+0.2mm) |
| 210 | 99-6867 | 2 | Metal - Side, STD |
| 220 | 98-7480 | 1 | Seal - Oil |

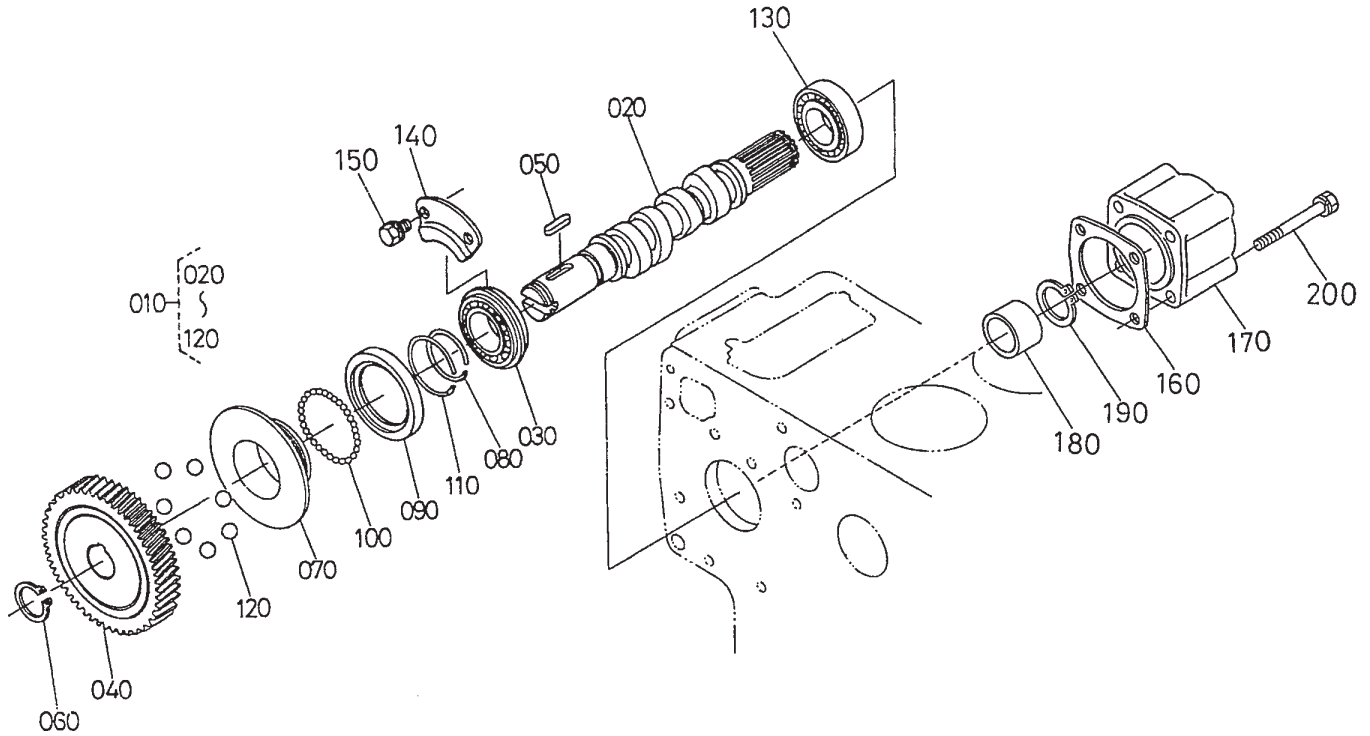


Sheet No.:52

Flywheel Assembly

| Ref. No. | Part No. | Qty. | Description | Ref. No. | Part No. | Qty. | Description |
|----------|----------|------|------------------|----------|----------|------|-------------|
| 010 | 98-7532 | 1 | Flywheel | | | | |
| 020 | 98-7560 | 1 | Gear-Ring | | | | |
| 030 | 98-7573 | 6 | Bolt-Flywheel | | | | |
| 040 | 98-7559 | 1 | Housing-Flywheel | | | | |
| 070 | 98-7883 | 1 | Cover | | | | |
| 080 | 98-7886 | 1 | Gasket | | | | |
| 090 | 105-4577 | 2 | Bolt | | | | |
| 100 | 98-7885 | 11 | Bolt | | | | |
| 110 | 98-7546 | 1 | Plug | | | | |
| 120 | 100-9194 | 1 | Washer-Plain | | | | |

PROTOTYPE

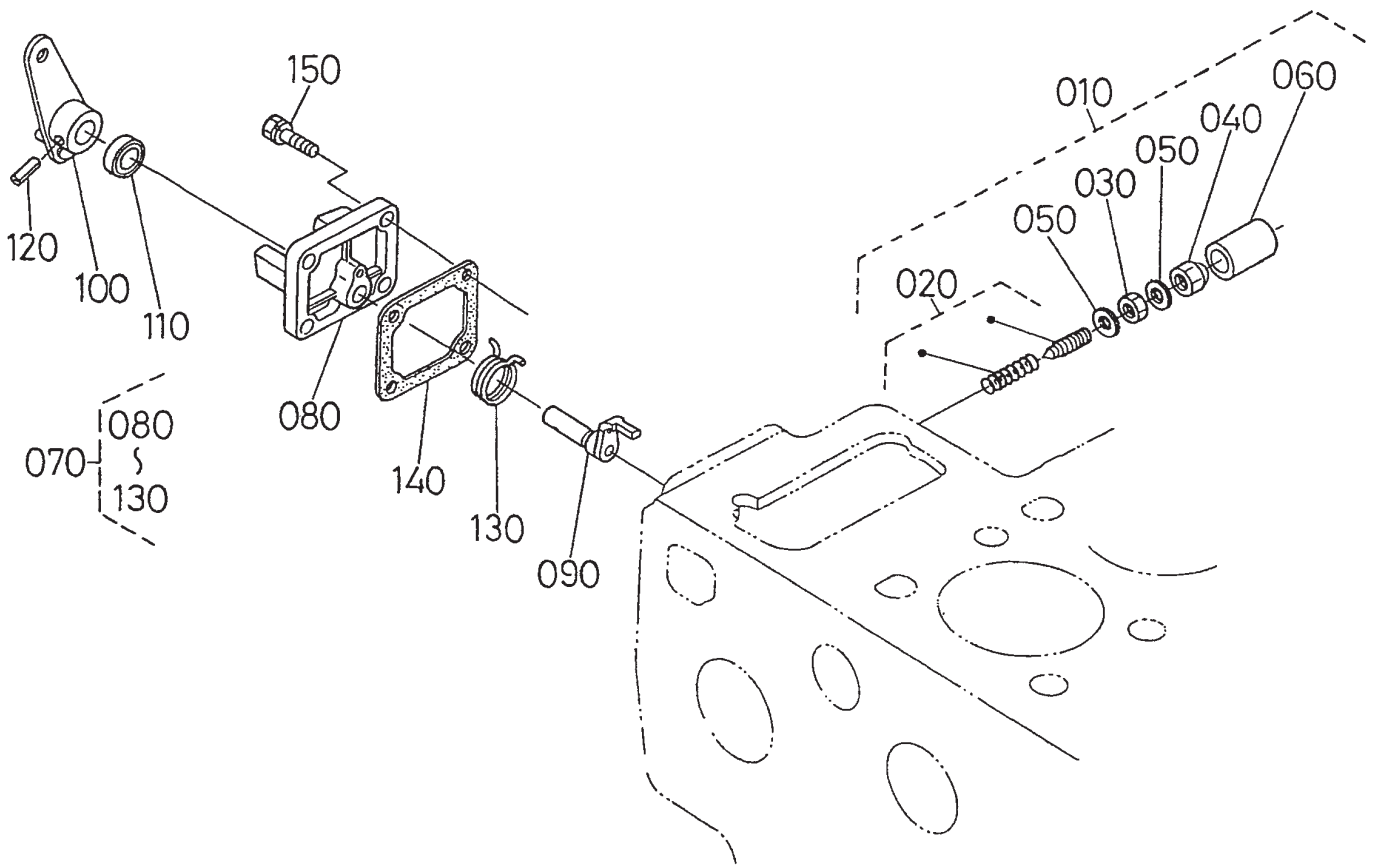


Sheet No.:53

Fuel Camshaft and Governor Shaft Assembly

| Ref. No. | Part No. | Qty. | Description |
|----------|----------|------|----------------------------|
| 010 | 98-7551 | 1 | Fuel Camshaft ASM |
| 020 | 98-7508 | 1 | Camshaft - Fuel |
| 030 | 98-7595 | 1 | Bearing-Ball |
| 040 | 98-7574 | 1 | Gear-Pump, Injection |
| 050 | 98-7575 | 1 | Key-Feather |
| 060 | 98-7576 | 1 | Cir-Clip - External |
| 070 | 98-7577 | 1 | Sleeve-Governor |
| 080 | 98-7578 | 1 | Clip-Cir., Governor Sleeve |
| 090 | 98-7579 | 1 | Case-Ball, Governor |
| 100 | 98-7580 | 39 | Ball |
| 110 | 98-7581 | 1 | Clip-Cir. |
| 120 | 98-7582 | 7 | Ball |
| 130 | 98-7583 | 1 | Bearing-Ball |
| 140 | 98-7584 | 1 | Stopper |
| 150 | 100-9195 | 2 | Bolt |
| 160 | 98-7588 | 1 | Gasket |
| 170 | 98-7586 | 1 | Cover-Fuel, Camshaft |
| 180 | 98-7587 | 1 | Collar |
| 190 | 98-7589 | 1 | Clip-Cir., External |
| 200 | 98-7590 | 4 | Bolt |

| Ref. No. | Part No. | Qty. | Description |
|-----------|----------|------|-------------|
| PROTOTYPE | | | |

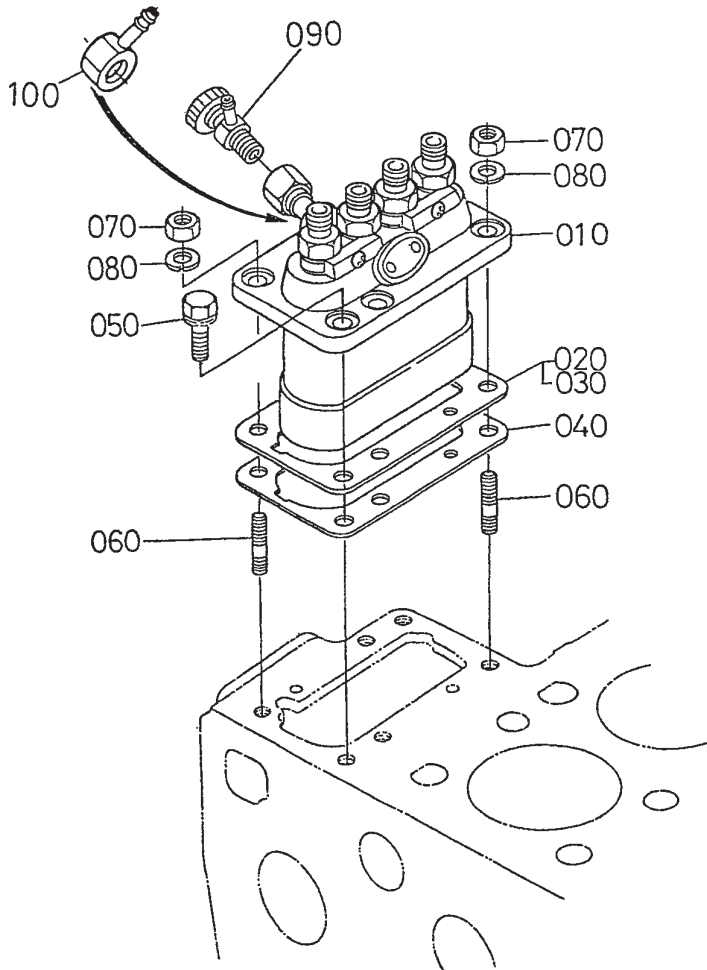


Sheet No.:54

Engine Stop Lever Assembly

| Ref. No. | Part No. | Qty. | Description |
|----------|----------|------|-----------------------|
| 010 | 98-7591 | 1 | I/D Appartus ASM |
| 020 | 98-7592 | 1 | Adjusting Bolt ASM |
| 030 | 98-7593 | 1 | Nut |
| 040 | 98-7594 | 1 | Nut-Cap |
| 050 | 98-7428 | 2 | Gasket |
| 060 | 98-7596 | 1 | Cap |
| 070 | 100-9198 | 1 | Eng Stop Lever ASM |
| 080 | 98-7598 | 1 | Cover-Pump, Injection |
| 090 | 100-9200 | 1 | Shaft-Lever |
| 100 | 98-7600 | 1 | Lever-Stop, Engine |
| 110 | 98-7601 | 1 | Seal-Oil |
| 120 | 98-7602 | 1 | Pin-Spring |
| 130 | 98-7603 | 1 | Spring-Return |
| 140 | 98-7604 | 1 | Gasket-Cover, Pump |
| 150 | 98-7605 | 4 | Bolt |

| Ref. No. | Part No. | Qty. | Description |
|-----------|----------|------|-------------|
| PROTOTYPE | | | |

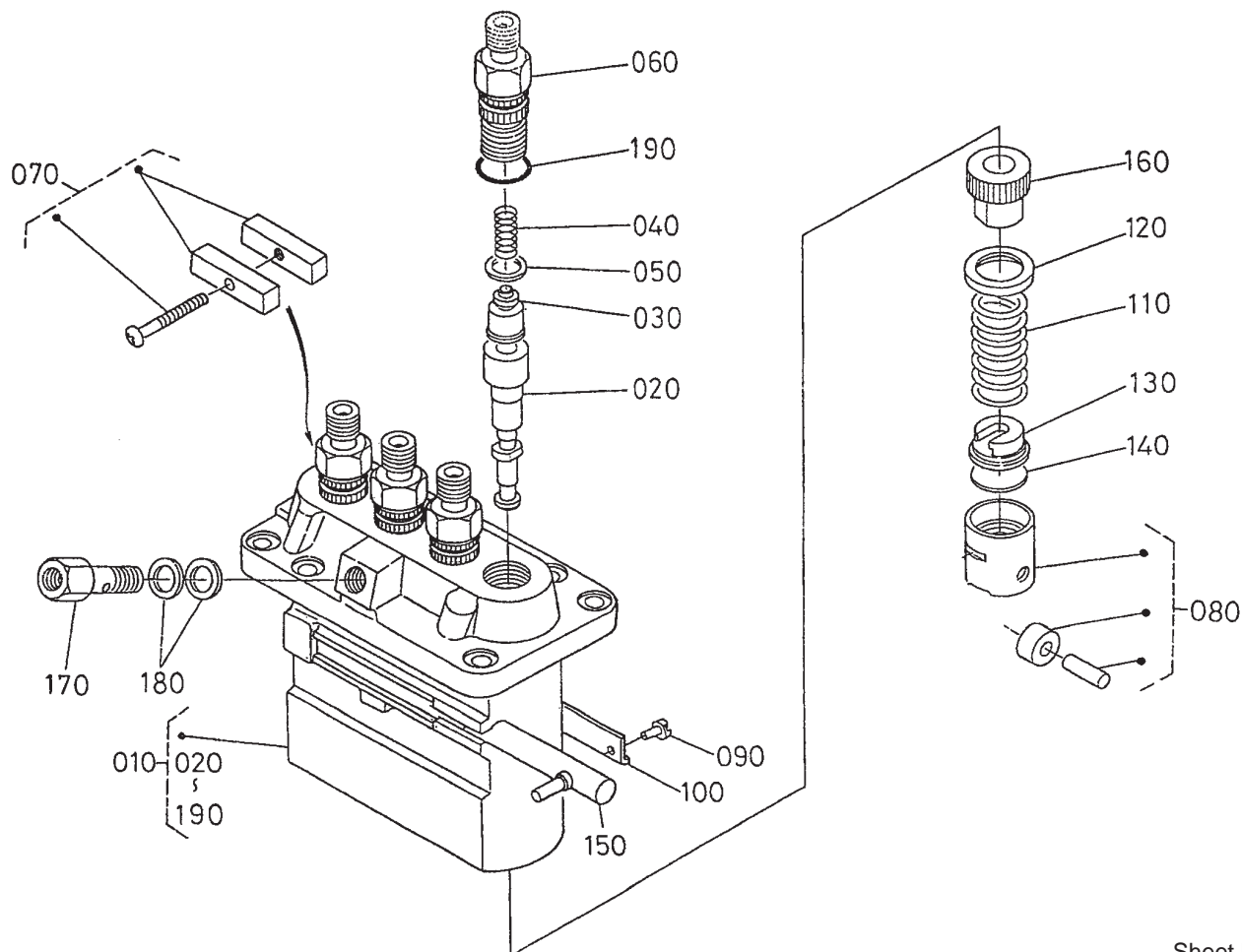


Sheet No.:55

Injection Pump Assembly

| Ref. No. | Part No. | Qty. | Description | Ref. No. | Part No. | Qty. | Description |
|----------|----------|------|---------------------------|----------|----------|------|-------------|
| 010 | 100-9201 | 1 | Injection Pump ASM | | | | |
| 020 | 98-7607 | 1 | Shim | | | | |
| 030 | 98-7608 | 1 | Shim | | | | |
| 040 | 98-7609 | 1 | Shim-Pump, Injection | | | | |
| 050 | 98-7610 | 4 | Bolt | | | | |
| 060 | 100-1558 | 2 | Stud-Manifold, Exhaust | | | | |
| 070 | 98-7534 | 2 | Nut | | | | |
| 080 | 99-8339 | 2 | Washer-Spring | | | | |
| 090 | 100-9202 | 1 | Jet Start Cock ASM | | | | |
| 100 | 98-7617 | 1 | Joint | | | | |

PROTOTYPE

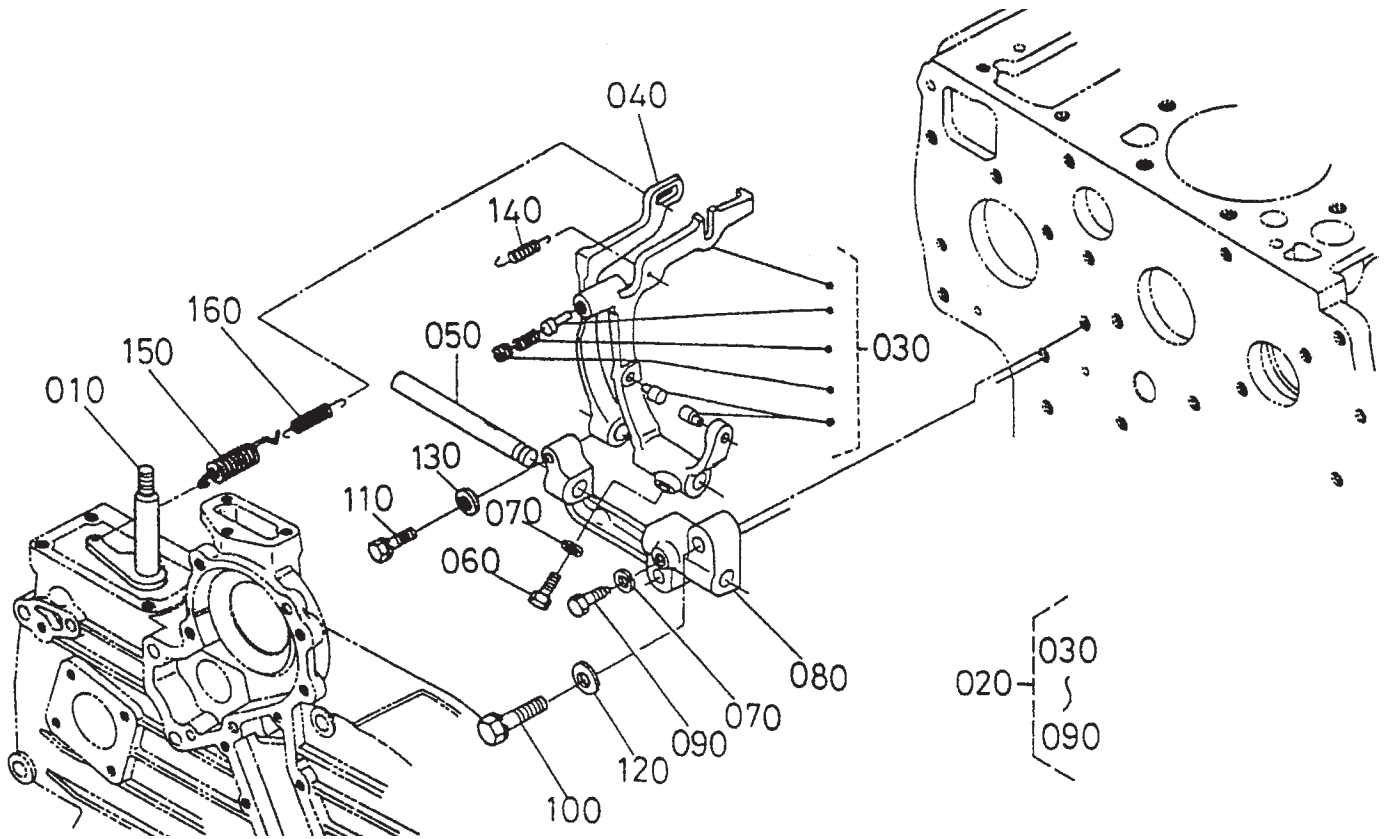


Sheet No.:56

Injection Pump Component Parts Assembly

| Ref. No. | Part No. | Qty. | Description |
|----------|----------|------|------------------------|
| 010 | 100-9201 | 1 | Injection Pump ASM |
| 020 | 98-7619 | 4 | Plunger-Pump |
| 030 | 98-7620 | 4 | Valve-Delivery |
| 040 | 98-7621 | 4 | Spring-Valve, Delivery |
| 050 | 98-7622 | 4 | Gasket-Valve, Delivery |
| 060 | 98-7623 | 4 | Holder-Valve, Delivery |
| 070 | 98-7624 | 2 | Lock Plate ASM |
| 080 | 98-7625 | 4 | Tappet ASM |
| 090 | 98-7626 | 4 | Pin-Guide, Tappet |
| 100 | 98-7627 | 2 | Plate |
| 110 | 98-7628 | 4 | Spring-Plunger |
| 120 | 98-7629 | 4 | Seat-Spring, Upper |
| 130 | 98-7630 | 4 | Seat-Spring, Lower |
| 140 | 98-7631 | 4 | Shim |
| 150 | 98-7632 | 1 | Rack-Control |
| 160 | 98-7634 | 4 | Sleeve-Control |
| 170 | 98-7635 | 1 | Screw |
| 180 | 98-7636 | 2 | Gasket |
| 190 | 98-7637 | 4 | O-Ring |

| Ref. No. | Part No. | Qty. | Description |
|-----------|----------|------|-------------|
| PROTOTYPE | | | |

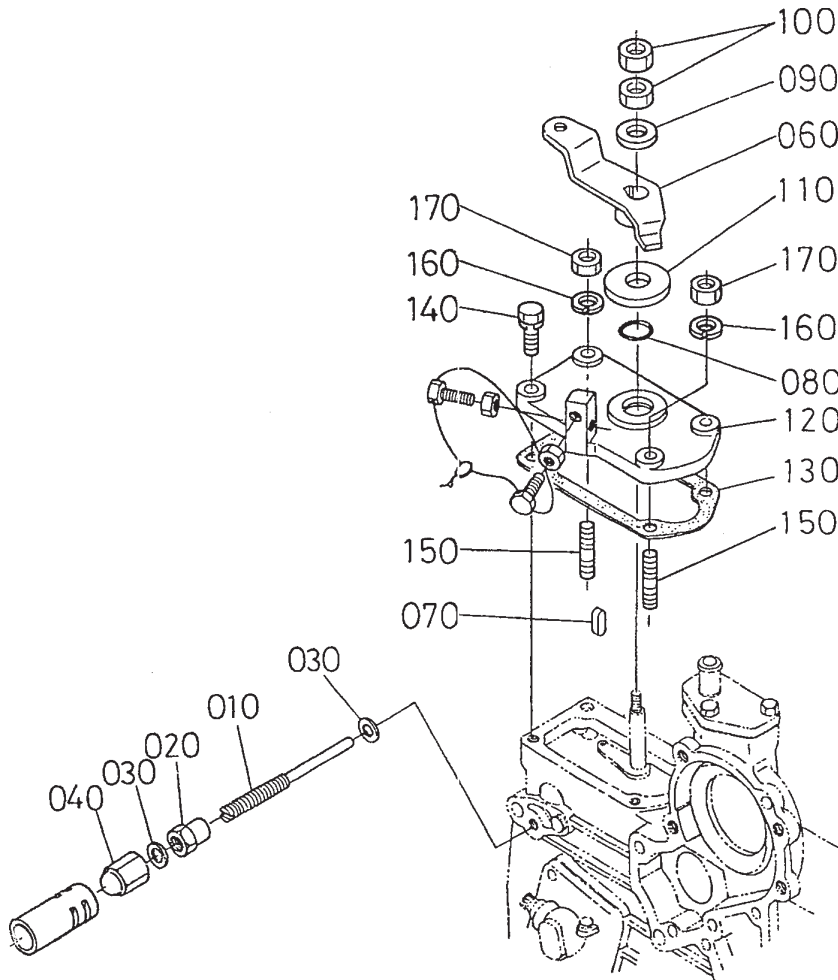


Sheet No.:57

Governor Assembly

| Ref. No. | Part No. | Qty. | Description |
|----------|----------|------|--------------------|
| 010 | 98-7638 | 1 | Lever-Governor |
| 020 | 100-9204 | 1 | Lever-Fork |
| 030 | 100-9205 | 1 | Lever-Fork |
| 040 | 100-9206 | 1 | Lever-Fork |
| 050 | 98-7640 | 1 | Shaft-Lever, Fork |
| 060 | 98-7641 | 1 | Bolt-Shaft, Lever |
| 070 | 98-7699 | 2 | Washer-Spring |
| 080 | 98-7643 | 1 | Holder-Lever, Fork |
| 090 | 98-7644 | 1 | Bolt |
| 100 | 98-7645 | 2 | Bolt |
| 110 | 98-7646 | 1 | Bolt |
| 120 | 98-7536 | 2 | Washer-Plain |
| 130 | 98-7648 | 1 | Washer-Plain |
| 140 | 100-9207 | 1 | Spring-Start |
| 150 | 100-9208 | 1 | Spring-Governor |
| 160 | 98-7651 | 1 | Spring-Governor |

| Ref. No. | Part No. | Qty. | Description |
|-----------|----------|------|-------------|
| PROTOTYPE | | | |

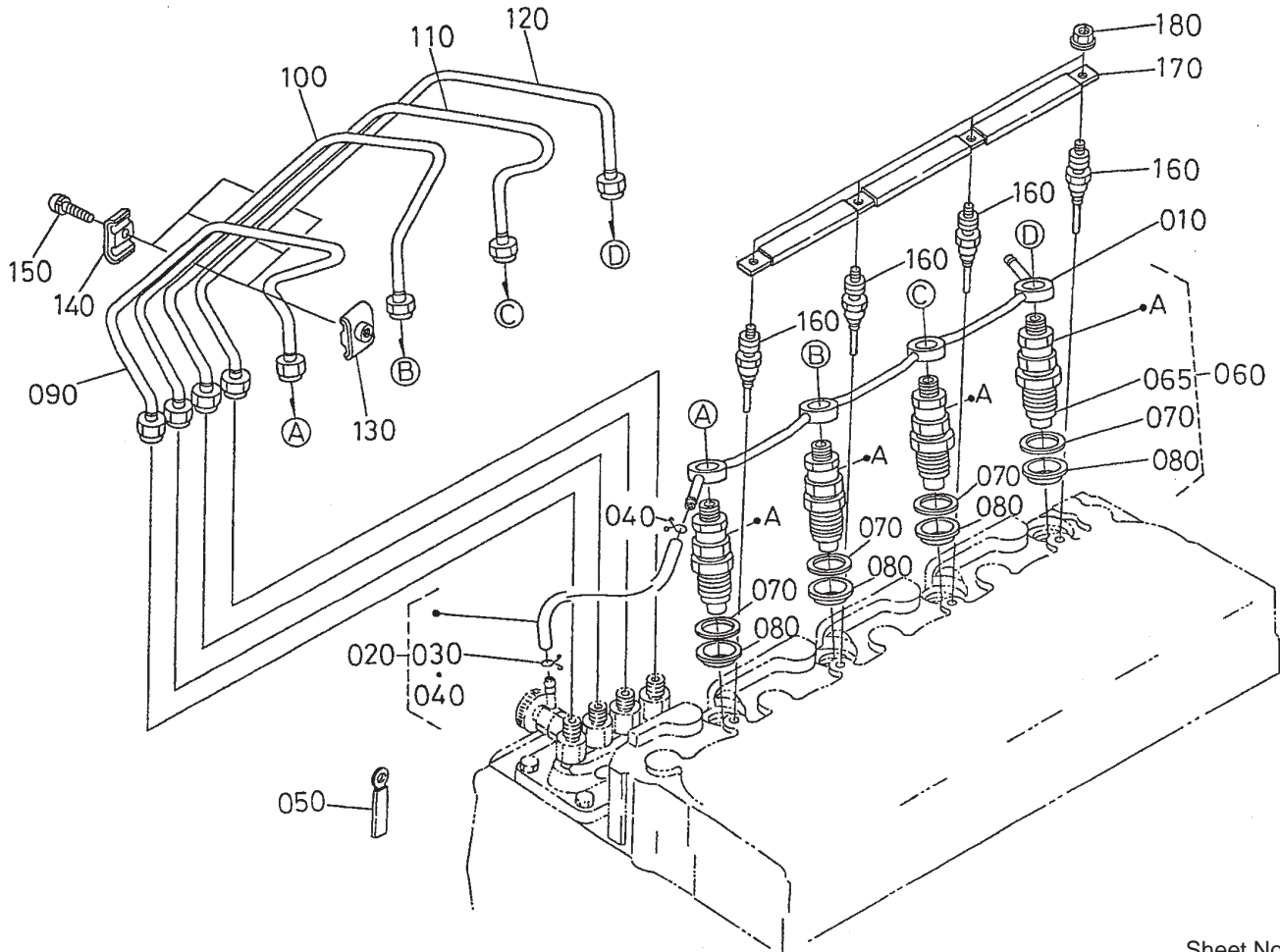


Sheet No.:58

Speed Control Plate Assembly

| Ref. No. | Part No. | Qty. | Description |
|----------|----------|------|----------------------|
| 010 | 98-7652 | 1 | Bolt-Adjusting |
| 020 | 98-7653 | 1 | Nut |
| 030 | 98-7654 | 2 | Gasket |
| 040 | 98-7655 | 1 | Nut-Cap |
| 060 | 98-7657 | 1 | Lever-Control, Speed |
| 070 | 98-7658 | 1 | Key-Feather |
| 080 | 98-7659 | 1 | O-Ring |
| 090 | 98-7698 | 1 | Washer-Plain |
| 100 | 98-7661 | 2 | Nut |
| 110 | 98-7662 | 1 | Collar |
| 120 | 98-7663 | 1 | Plate-Control, Speed |
| 130 | 98-7664 | 1 | Gasket |
| 140 | 98-7568 | 2 | Bolt |
| 150 | 98-7571 | 2 | Stud |
| 160 | 98-7699 | 2 | Washer-Spring |
| 170 | 98-7572 | 4 | Nut |

| Ref. No. | Part No. | Qty. | Description |
|-----------|----------|------|-------------|
| PROTOTYPE | | | |

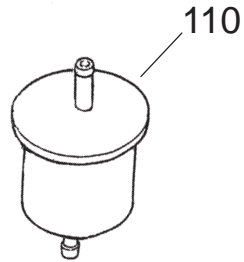
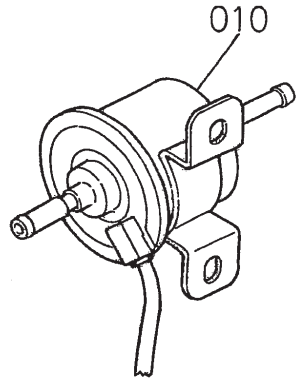


Sheet No.:59

Nozzle Holder and Glow Plug Assembly

| Ref. No. | Part No. | Qty. | Description |
|----------|----------|------|--------------------|
| 010 | 100-9213 | 1 | Overflow Pipe ASM |
| 020 | 98-7670 | 1 | Overflow Pipe ASM |
| 030 | 98-7671 | 1 | Clip-Pipe |
| 040 | 98-7672 | 1 | Clip-Pipe |
| 050 | 98-7673 | 1 | Clamp-Cord |
| 060 | 100-9214 | 1 | Kit-Holder, Nozzle |
| 065 | 100-9215 | 4 | Piece-Nozzle |
| 070 | 98-7676 | 4 | Gasket |
| 080 | 98-7677 | 4 | Seal |
| 090 | 100-9216 | 1 | Pipe-Injection |
| 100 | 100-9217 | 1 | Pipe-Injection |
| 110 | 100-9218 | 1 | Pipe-Injection |
| 120 | 100-9219 | 1 | Pipe-Injection |
| 130 | 98-7682 | 3 | Clamp-Pipe |
| 140 | 98-7683 | 3 | Clamp-Pipe |
| 150 | 98-9364 | 3 | Screw W/Washer |
| 160 | 98-7685 | 4 | Plug-Glow |
| 170 | 98-7686 | 1 | Cord-Plug, Glow |
| 180 | 99-8377 | 4 | Nut-Flange |

| Ref. No. | Part No. | Qty. | Description |
|-----------|----------|------|-------------|
| PROTOTYPE | | | |

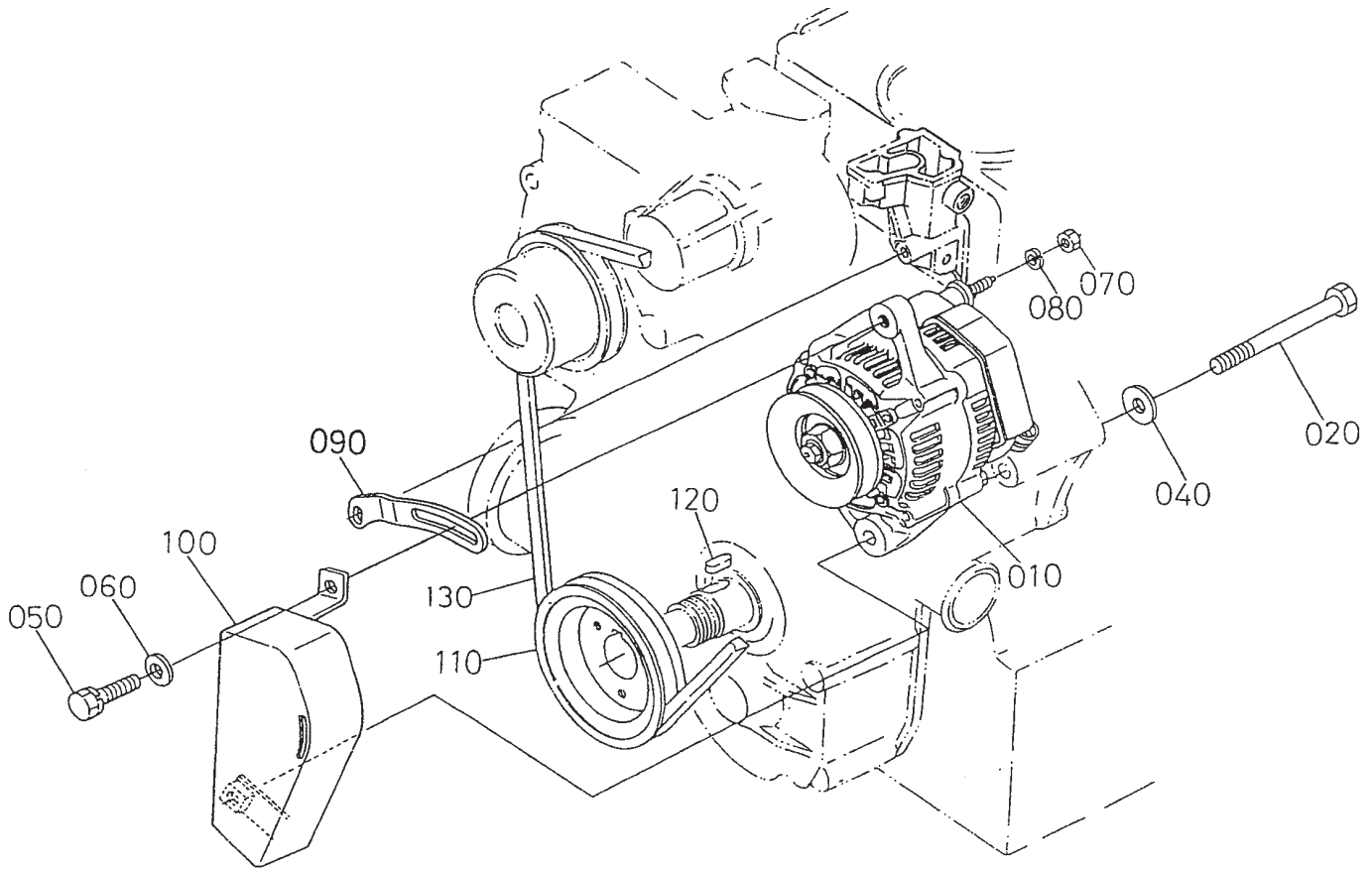


Sheet No.:60

Fuel Filter and Fuel Pump

| Ref. No. | Part No. | Qty. | Description |
|----------|----------|------|---------------------|
| 010 | 104-5215 | 1 | Pump-Fuel, Electric |
| 110 | 98-7612 | 1 | Filter-Fuel |

| Ref. No. | Part No. | Qty. | Description |
|--|----------|------|-------------|
| <p style="font-size: 48px; opacity: 0.5; font-weight: normal;">PROTOTYPE</p> | | | |



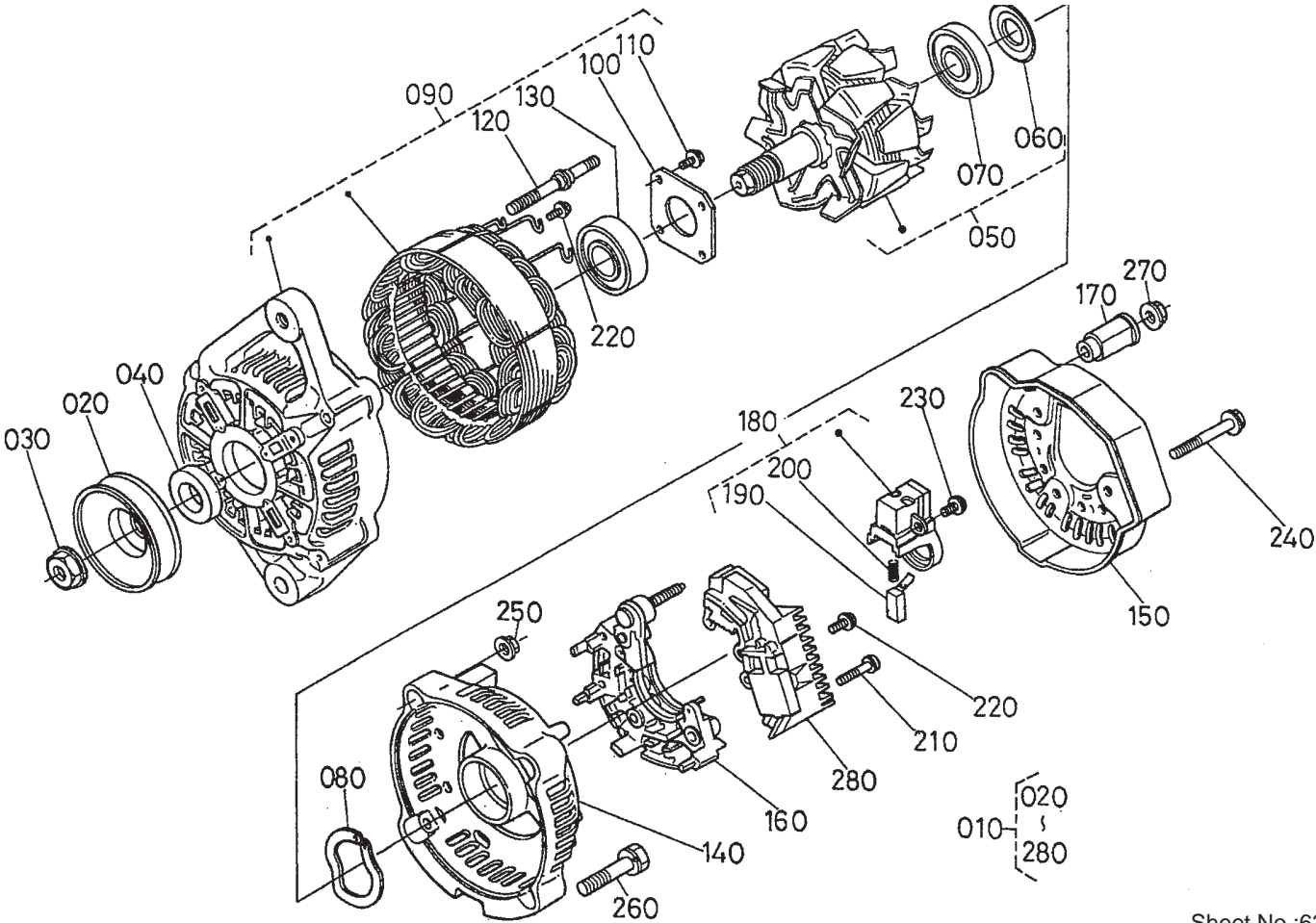
Sheet No.:61

Alternator and Pulley Assembly

| Ref. No. | Part No. | Qty. | Description |
|----------|----------|------|--------------------|
| 010 | 98-7693 | 1 | Alternator ASM |
| 020 | 98-7695 | 1 | Bolt |
| 040 | 98-9366 | 1 | Washer-Plain |
| 050 | 98-7697 | 1 | Bolt |
| 060 | 100-9233 | 1 | Washer-Plain |
| 070 | 98-7572 | 1 | Nut |
| 080 | 98-7699 | 1 | Washer-Spring |
| 090 | 105-2872 | 1 | Bracket-Alternator |
| 100 | 98-7701 | 1 | Cover-Belt |
| 110 | 105-4576 | 1 | Pulley-Drive, Fan |
| 120 | 98-7451 | 1 | Key - Feather |
| 130 | 98-7705 | 1 | V-Belt |

| Ref. No. | Part No. | Qty. | Description |
|----------|----------|------|-------------|
| | | | |
| | | | |
| | | | |
| | | | |
| | | | |
| | | | |
| | | | |
| | | | |
| | | | |
| | | | |

PROTOTYPE



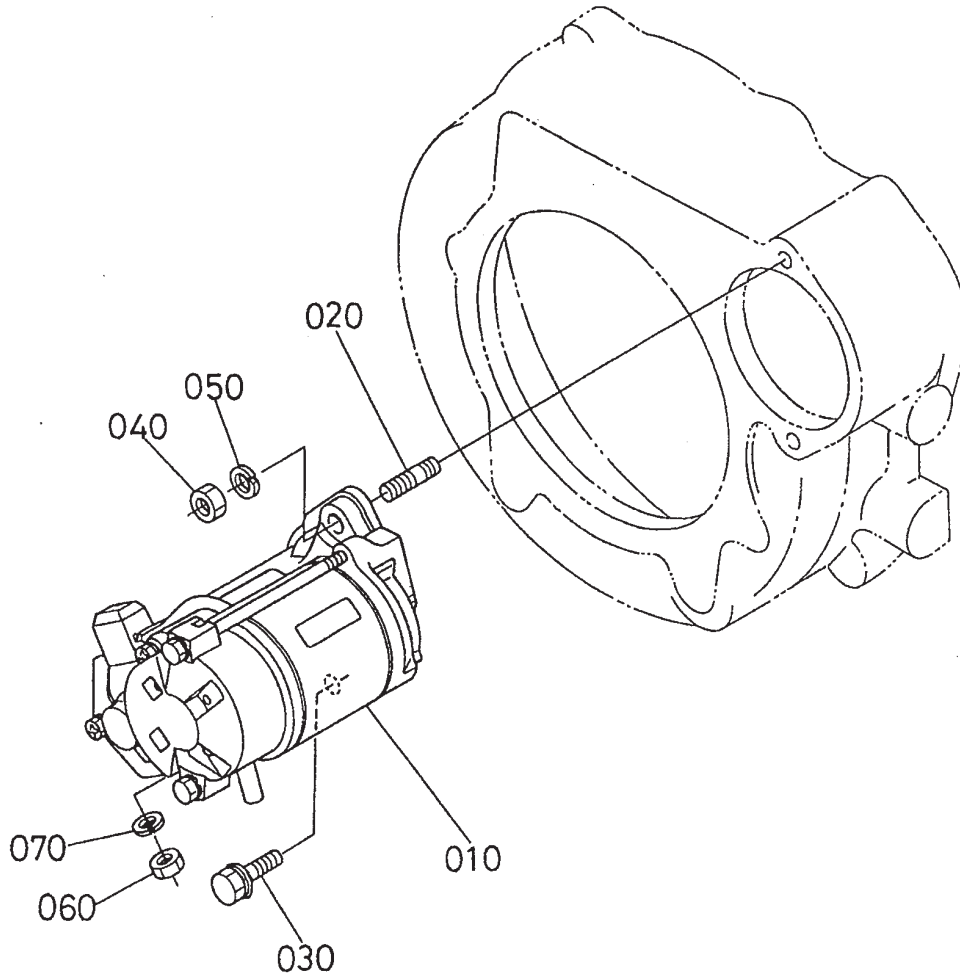
Sheet No.:62

Alternator Component Parts Assembly

| Ref. No. | Part No. | Qty. | Description |
|----------|----------|------|--------------------|
| 010 | 98-7693 | 1 | Alternator ASM |
| 020 | 98-7707 | 1 | Pulley-Alternator |
| 030 | 98-7708 | 1 | Nut |
| 040 | 98-7709 | 1 | Collar |
| 050 | 98-7710 | 1 | Rotor |
| 060 | 98-7711 | 1 | Cover-Bearing |
| 070 | 98-7712 | 1 | Bearing-Ball |
| 080 | 98-7713 | 1 | Washer-Thrust |
| 090 | 98-7714 | 1 | Frame-End, Drive |
| 100 | 98-7715 | 1 | Plate-Retainer |
| 110 | 98-7716 | 4 | Screw-Head, Round |
| 120 | 98-7717 | 2 | Bolt-Through |
| 130 | 98-7718 | 1 | Bearing-Ball |
| 140 | 98-7719 | 1 | Frame-End |
| 150 | 98-7720 | 1 | Cover-End |
| 160 | 98-7721 | 1 | Rectifier ASM |
| 170 | 98-7722 | 1 | Bushing-Insulation |
| 180 | 98-7723 | 1 | Holder-Brush |
| 190 | 98-7724 | 2 | Brush |
| 200 | 98-7725 | 2 | Spring-Brush |
| 210 | 98-7726 | 2 | Screw-Head, Round |
| 220 | 98-7727 | 6 | Screw-Head, Round |
| 230 | 98-7728 | 1 | Screw-Head, Round |
| 240 | 98-7729 | 3 | Bolt |
| 250 | 98-7730 | 2 | Nut |
| 260 | 98-7731 | 2 | Bolt |

| Ref. No. | Part No. | Qty. | Description |
|----------|----------|------|---------------|
| 270 | 98-7732 | 1 | Nut |
| 280 | 98-7733 | 1 | Regulator ASM |

PROTOTYPE

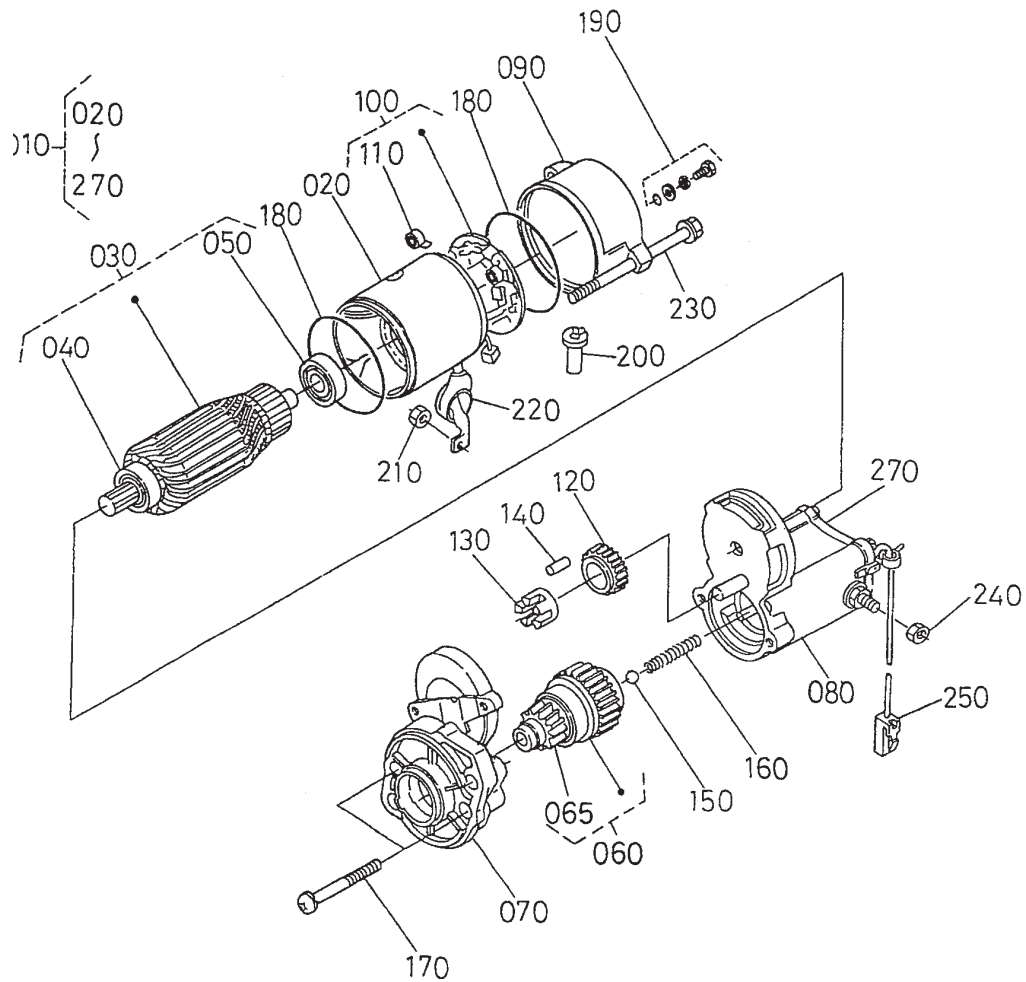


Sheet No.:63

Starter Assembly

| Ref. No. | Part No. | Qty. | Description |
|----------|----------|------|---------------|
| 010 | 100-9237 | 1 | Starter ASM |
| 020 | 98-7735 | 1 | Stud |
| 030 | 98-7736 | 1 | Bolt |
| 040 | 98-7737 | 1 | Nut |
| 050 | 98-9368 | 1 | Washer-Spring |
| 060 | 98-7739 | 1 | Nut |
| 070 | 99-8339 | 1 | Washer-Spring |

| Ref. No. | Part No. | Qty. | Description |
|--|----------|------|-------------|
| <p style="font-size: 48px; opacity: 0.5; font-weight: normal;">PROTOTYPE</p> | | | |

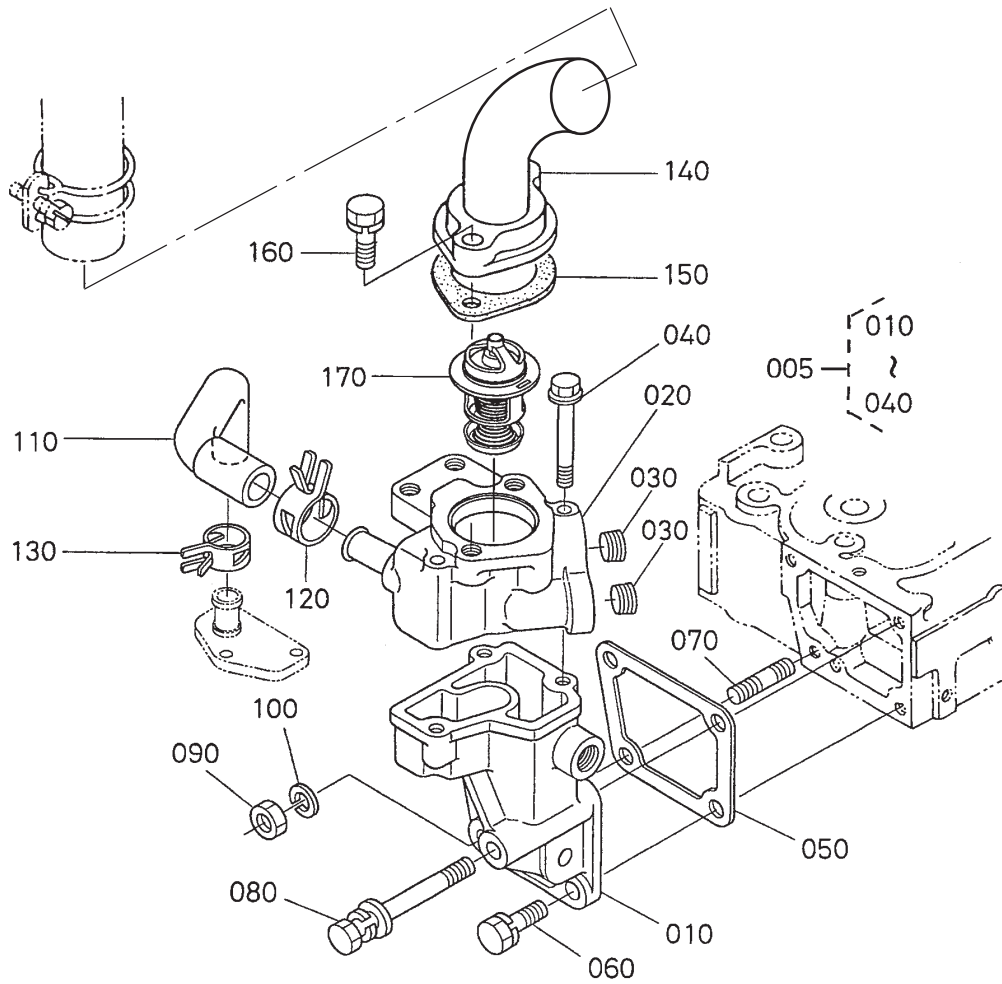


Sheet No.:64

Starter Component Parts Assembly

| Ref. No. | Part No. | Qty. | Description |
|----------|----------|------|----------------------|
| 010 | 100-9237 | 1 | Starter ASM |
| 020 | 104-8608 | 1 | Yoke ASM |
| 030 | 98-7742 | 1 | Armature ASM |
| 040 | 98-7744 | 1 | Bearing |
| 050 | 98-7743 | 1 | Bearing |
| 060 | 98-7745 | 1 | Clutch-Running, Over |
| 065 | 105-2887 | 1 | Pinion-Bevel |
| 070 | 98-7746 | 1 | Frame-End, Drive |
| 080 | 100-9239 | 1 | Magnetic Switch ASM |
| 090 | 98-7748 | 1 | Frame-End |
| 100 | 98-7749 | 1 | Brush Holder ASM |
| 110 | 98-7750 | 4 | Spring-Brush |
| 120 | 98-7751 | 1 | Gear |
| 130 | 98-7752 | 1 | Retainer |
| 140 | 98-7753 | 5 | Roller |
| 150 | 98-7755 | 1 | Ball |
| 160 | 98-7754 | 1 | Spring |
| 170 | 98-7756 | 2 | Bolt |
| 180 | 98-7757 | 2 | O-Ring |
| 190 | 98-7758 | 2 | Bolt ASM |
| 200 | 98-7759 | 1 | Pipe-Drain |
| 210 | 105-2873 | 1 | Nut |
| 220 | 99-8375 | 1 | Cover |
| 230 | 100-9240 | 2 | Bolt |
| 240 | 99-8376 | 1 | Nut-Hex |

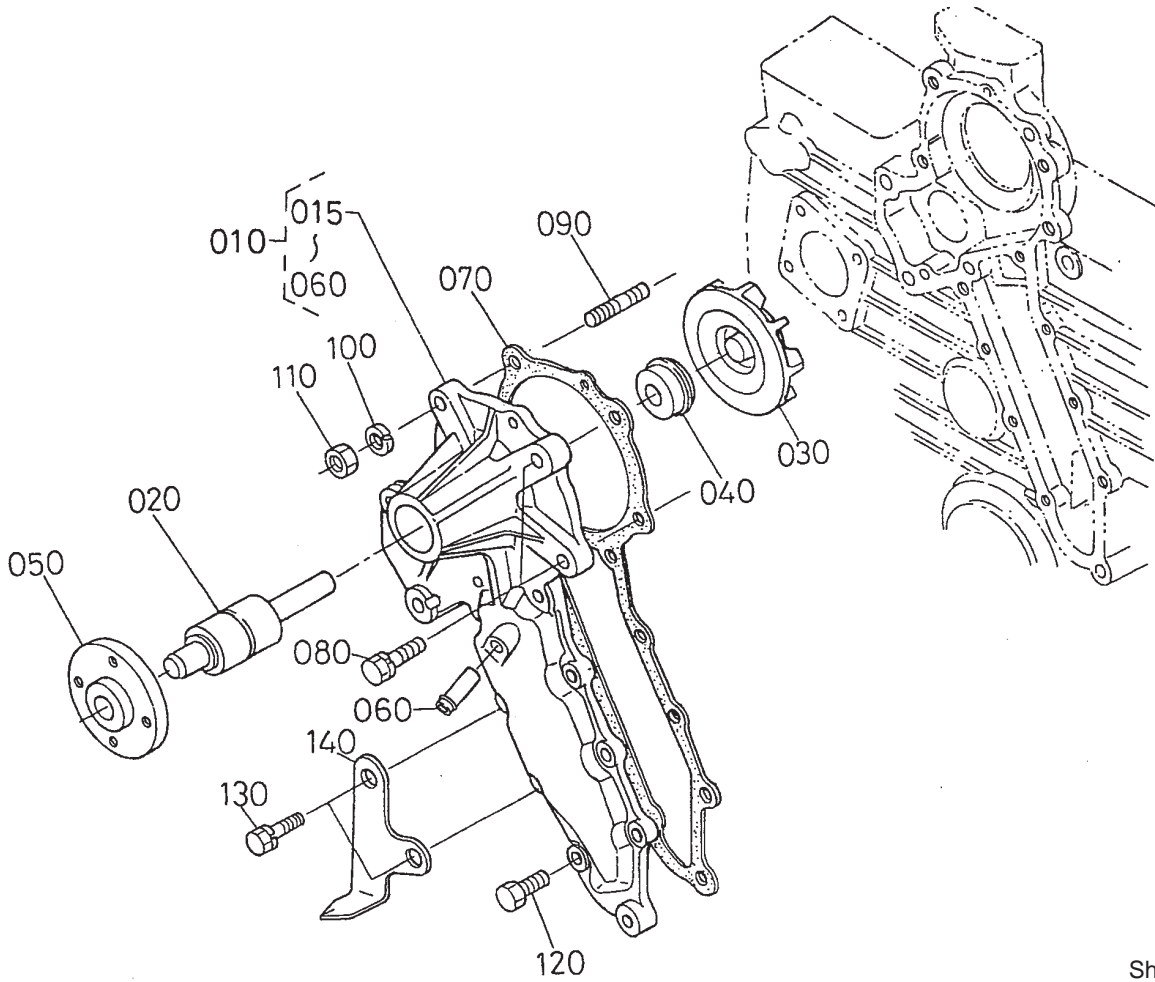
| Ref. No. | Part No. | Qty. | Description |
|----------|----------|------|---------------------|
| 250 | 98-9711 | 1 | Cord-Solenoid, Stop |
| 270 | 105-2886 | 1 | Cover ASM |



Sheet No.:66

Water Flange and Thermostat Assembly

| Ref. No. | Part No. | Qty. | Description | Ref. No. | Part No. | Qty. | Description |
|----------|----------|------|-----------------------------|----------|----------|------|-------------|
| 005 | 105-4578 | 1 | Water Flange ASM | | | | |
| 030 | 105-2874 | 2 | Plug | | | | |
| 040 | 105-2875 | 3 | Bolt-Flange | | | | |
| 050 | 105-2876 | 1 | Gasket-Flange, Water | | | | |
| 060 | 98-7610 | 2 | Bolt | | | | |
| 070 | 100-1558 | 1 | Stud-Manifold, Exhaust | | | | |
| 080 | 105-2877 | 1 | Bolt | | | | |
| 090 | 98-7534 | 1 | Nut | | | | |
| 100 | 99-8339 | 1 | Washer-Spring | | | | |
| 110 | 105-2878 | 1 | Pipe-Return, Water | | | | |
| 120 | 98-9714 | 1 | Clamp-Hose | | | | |
| 130 | 105-2879 | 1 | Clamp, Hose | | | | |
| 140 | 100-9244 | 1 | Cover-Thermostat | | | | |
| 150 | 105-2880 | 1 | Gasket-Cover, Thermostat | | | | |
| 160 | 98-7777 | 2 | Bolt | | | | |
| 170 | 105-2881 | 1 | Thermostat ASM | | | | |



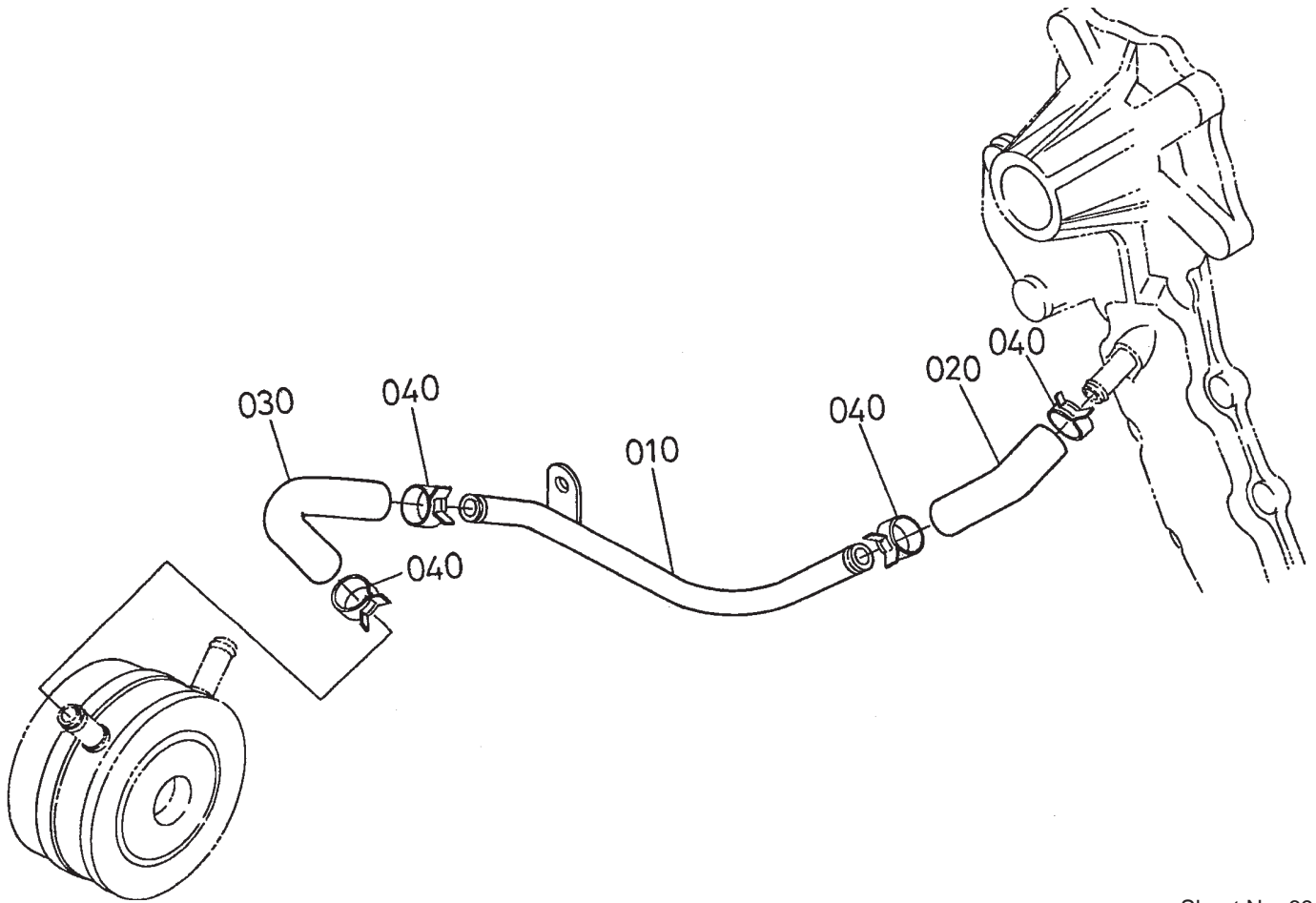
Sheet No.:68

Water Pump Assembly

| Ref. No. | Part No. | Qty. | Description |
|----------|----------|------|----------------------|
| 010 | 100-9245 | 1 | Water Pump ASM |
| 020 | 98-7780 | 1 | Bearing-Ball |
| 030 | 98-7781 | 1 | Impeller-Pump, Water |
| 040 | 105-2882 | 1 | Mechanical Seal ASM |
| 050 | 98-7783 | 1 | Flange-Pump, Water |
| 060 | 98-9577 | 1 | Pipe-Return, Water |
| 070 | 98-7784 | 1 | Gasket-Pump, Water |
| 080 | 98-7439 | 2 | Bolt |
| 090 | 98-7786 | 2 | Stud |
| 100 | 99-8339 | 2 | Washer-Spring |
| 110 | 98-7534 | 2 | Nut |
| 120 | 98-7605 | 6 | Bolt |
| 130 | 98-7568 | 2 | Bolt |
| 140 | 100-9246 | 1 | Indicator-Timing |

| Ref. No. | Part No. | Qty. | Description |
|----------|----------|------|-------------|
| | | | |

PROTOTYPE



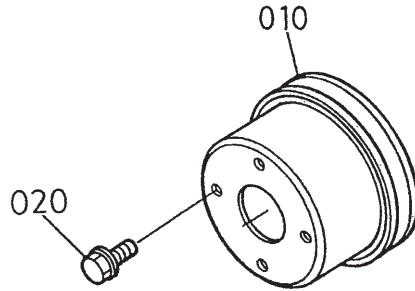
Sheet No.:69

Water Pipe Assembly

| Ref. No. | Part No. | Qty. | Description |
|----------|----------|------|------------------|
| 010 | 100-9278 | 1 | Pipe-Water |
| 020 | 100-9279 | 1 | Pipe-Water |
| 030 | 100-9280 | 1 | Pipe-Cooler, Oil |
| 040 | 98-9579 | 4 | Band-Pipe |

| Ref. No. | Part No. | Qty. | Description |
|----------|----------|------|-------------|
| | | | |

PROTOTYPE



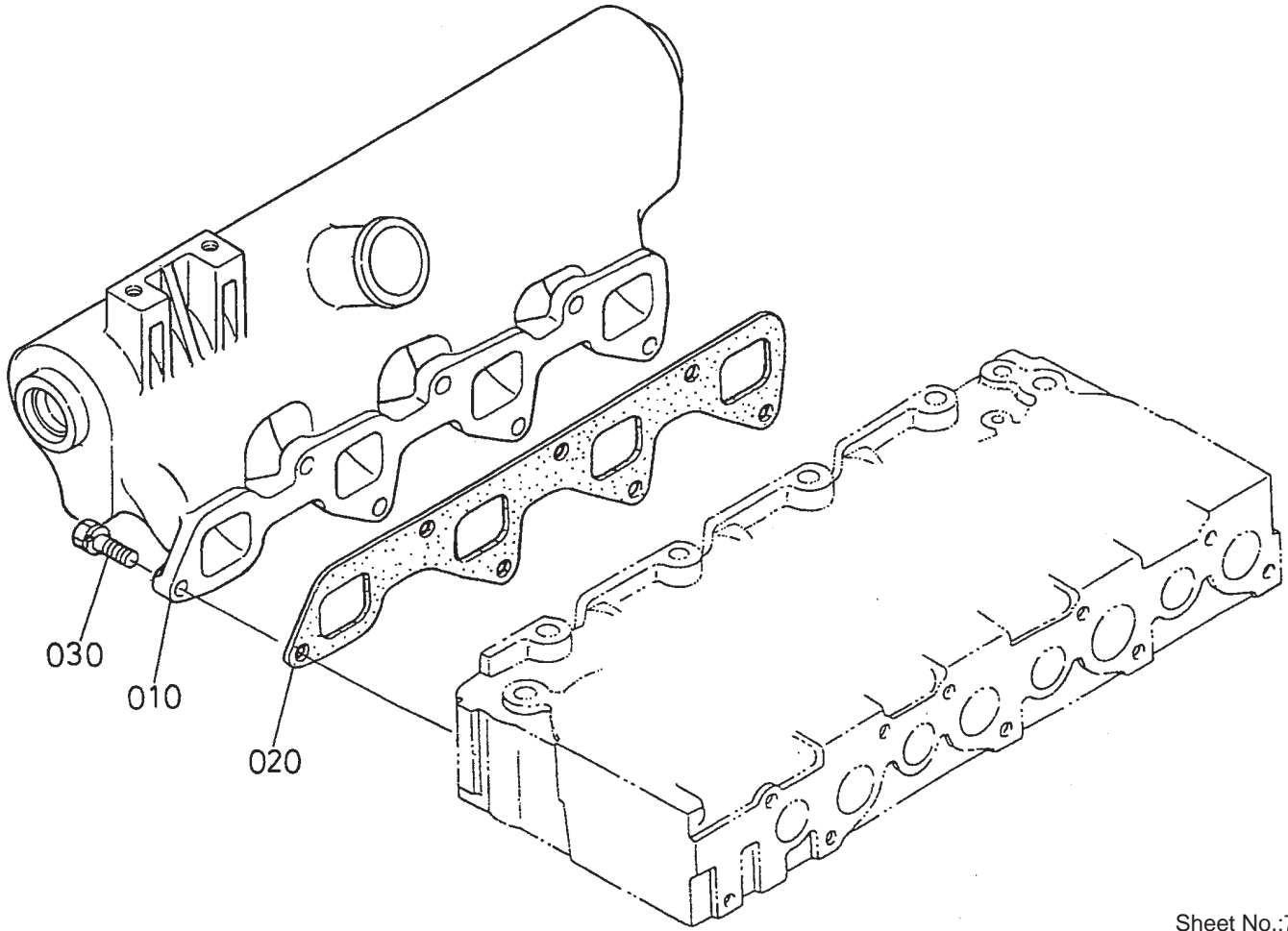
Sheet No.:70

Fan Assembly

| Ref. No. | Part No. | Qty. | Description |
|----------|----------|------|-------------|
| 010 | 98-7702 | 1 | Pulley-Fan |
| 020 | 99-8363 | 4 | Bolt-Flange |

| Ref. No. | Part No. | Qty. | Description |
|----------|----------|------|-------------|
|----------|----------|------|-------------|

PROTOTYPE



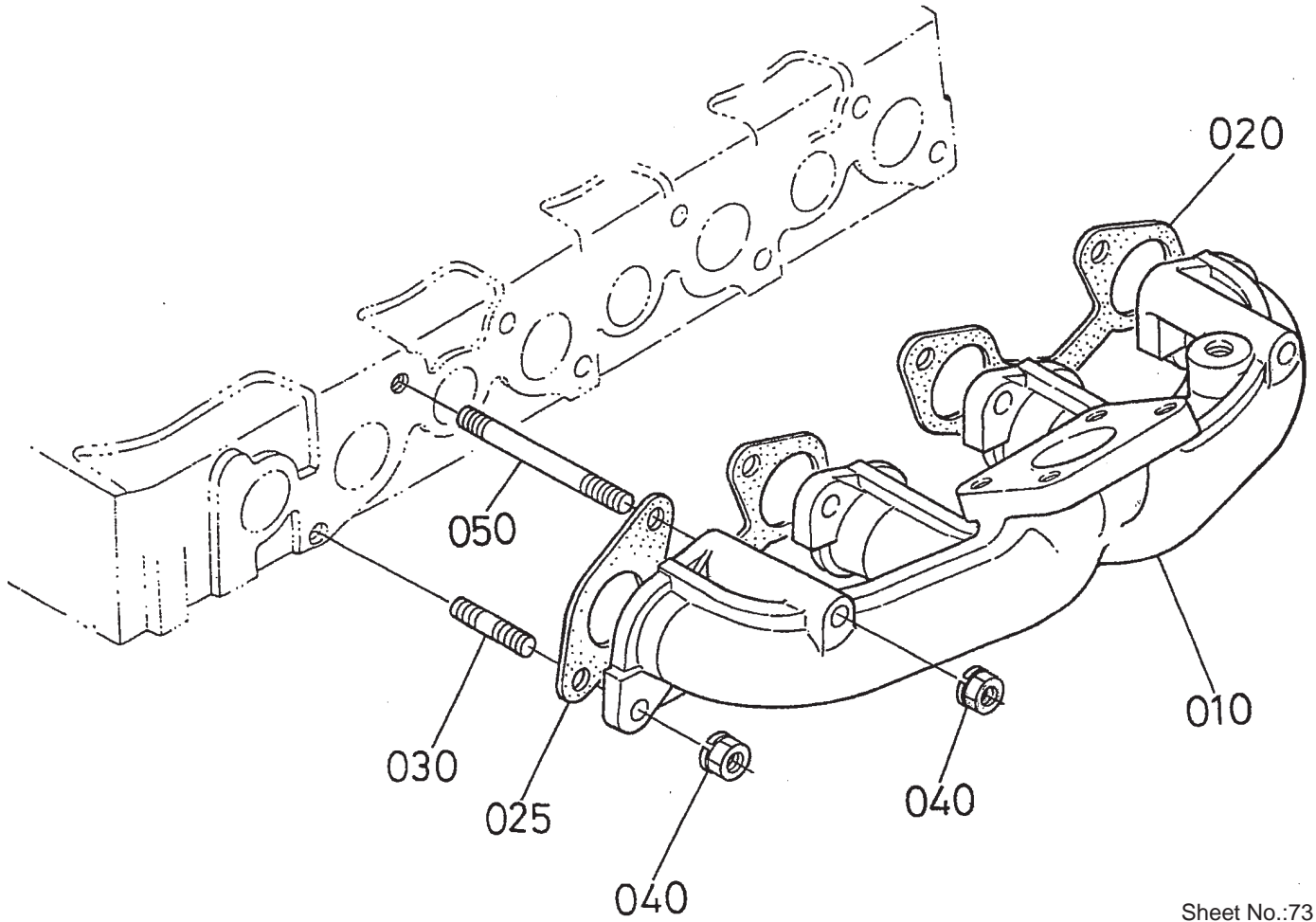
Sheet No.:72

Inlet Manifold Assembly

| Ref. No. | Part No. | Qty. | Description |
|----------|----------|------|---------------------|
| 010 | 100-9283 | 1 | Inlet-Manifold |
| 020 | 100-9284 | 1 | Gasket, In-Manifold |
| 030 | 98-7610 | 7 | Bolt |

| Ref. No. | Part No. | Qty. | Description |
|----------|----------|------|-------------|
| | | | |
| | | | |
| | | | |

PROTOTYPE



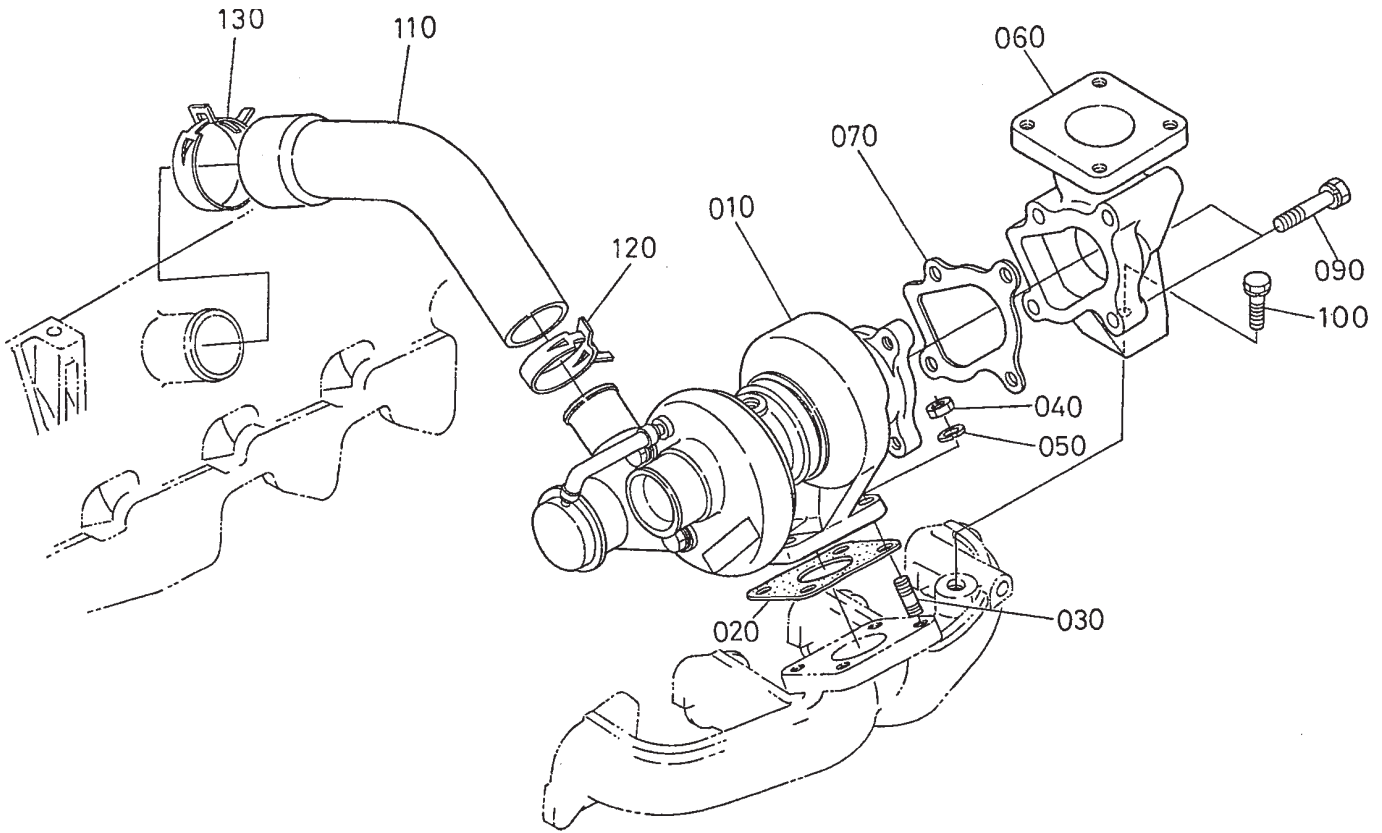
Sheet No.:73

Exhaust Manifold Assembly

| Ref. No. | Part No. | Qty. | Description |
|----------|----------|------|------------------|
| 010 | 100-9285 | 1 | Manifold-Exhaust |
| 020 | 98-7802 | 1 | Gasket |
| 025 | 98-7803 | 1 | Gasket |
| 030 | 98-7533 | 6 | Stud |
| 040 | 100-9288 | 8 | Nut |
| 050 | 100-9289 | 2 | Stud |

| Ref. No. | Part No. | Qty. | Description |
|----------|----------|------|-------------|
| | | | |
| | | | |
| | | | |
| | | | |
| | | | |

PROTOTYPE



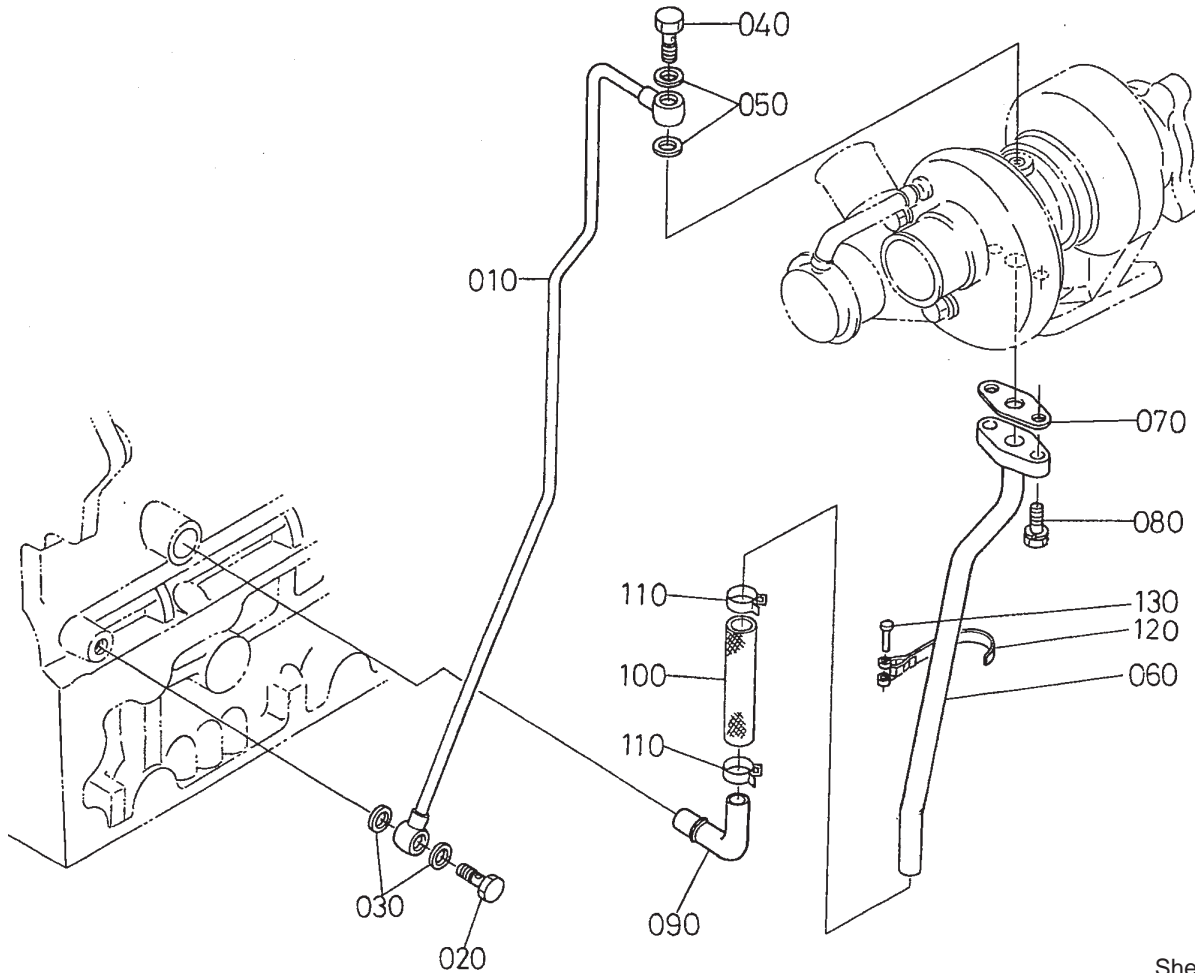
Sheet No.:74

Turbo Charger Assembly

| Ref. No. | Part No. | Qty. | Description |
|----------|----------|------|-------------------|
| 010 | 100-9313 | 1 | Turbo Changer ASM |
| 020 | 100-9314 | 1 | Gasket |
| 030 | 99-8341 | 4 | Stud |
| 040 | 98-7534 | 4 | Nut |
| 050 | 99-8339 | 4 | Washer-Spring |
| 060 | 100-9315 | 1 | Flange-Muffler |
| 070 | 100-9316 | 1 | Gasket |
| 090 | 98-7697 | 4 | Bolt |
| 100 | 100-9230 | 1 | Bolt |
| 110 | 100-9318 | 1 | Hose-Inlet |
| 120 | 100-9319 | 1 | Band-Pipe |
| 130 | 99-8322 | 1 | Band-Pipe |

| Ref. No. | Part No. | Qty. | Description |
|----------|----------|------|-------------|
| | | | |
| | | | |
| | | | |
| | | | |
| | | | |
| | | | |
| | | | |
| | | | |
| | | | |
| | | | |

PROTOTYPE

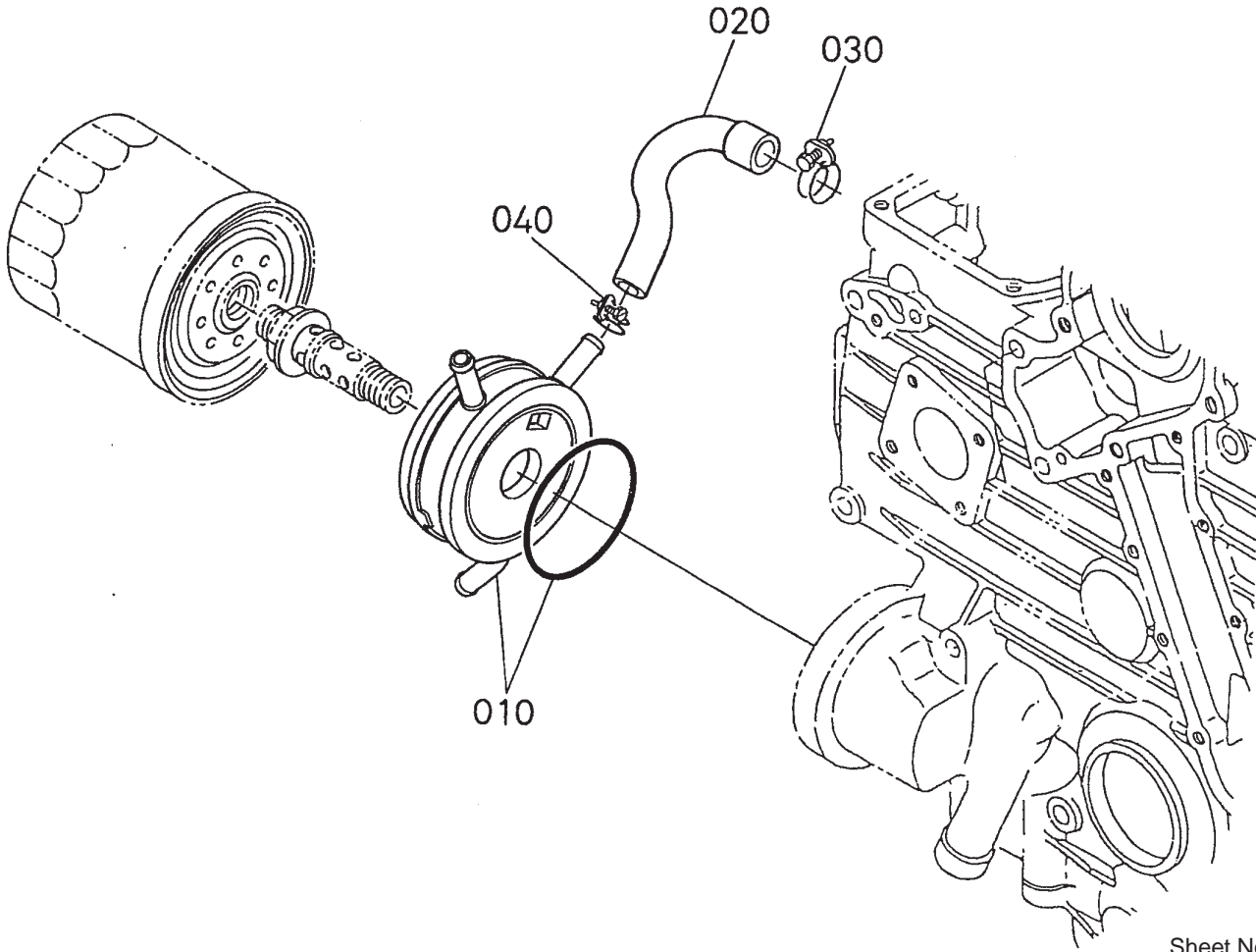


Sheet No.:75

Oil Pipe (Turbo Charger) Assembly

| Ref. No. | Part No. | Qty. | Description |
|----------|----------|------|-----------------------------|
| 010 | 100-9320 | 1 | Pipe-Oil |
| 020 | 100-9321 | 1 | Bolt-Joint, Eye |
| 030 | 98-7428 | 2 | Gasket |
| 040 | 98-9418 | 1 | Bolt-Joint, Eye |
| 050 | 99-8346 | 2 | Gasket |
| 060 | 100-9322 | 1 | Pipe-Oil |
| 070 | 98-9435 | 1 | Gasket-Oil Return, Turbo |
| 080 | 98-7568 | 2 | Bolt |
| 090 | 100-9323 | 1 | Pipe-Oil |
| 100 | 98-9721 | 1 | Pipe-Oil |
| 110 | 98-9714 | 2 | Clamp-Hose |
| 120 | 100-9324 | 1 | Clamp-Pipe |
| 130 | 98-9591 | 1 | Pin - Band |

| Ref. No. | Part No. | Qty. | Description |
|----------|----------|------|-------------|
| | | | |
| | | | |
| | | | |
| | | | |
| | | | |
| | | | |
| | | | |
| | | | |
| | | | |
| | | | |



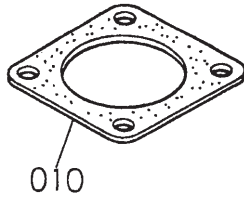
Sheet No.:76

Oil Cooler Assembly

| Ref. No. | Part No. | Qty. | Description |
|----------|----------|------|------------------|
| 010 | 100-9325 | 1 | Oil Cooler ASM |
| 020 | 100-9326 | 1 | Hose-Cooler, Oil |
| 030 | 98-7774 | 1 | Band-Pipe |
| 040 | 100-9327 | 1 | Band-Pipe |

| Ref. No. | Part No. | Qty. | Description |
|----------|----------|------|-------------|
| | | | |
| | | | |
| | | | |
| | | | |

PROTOTYPE

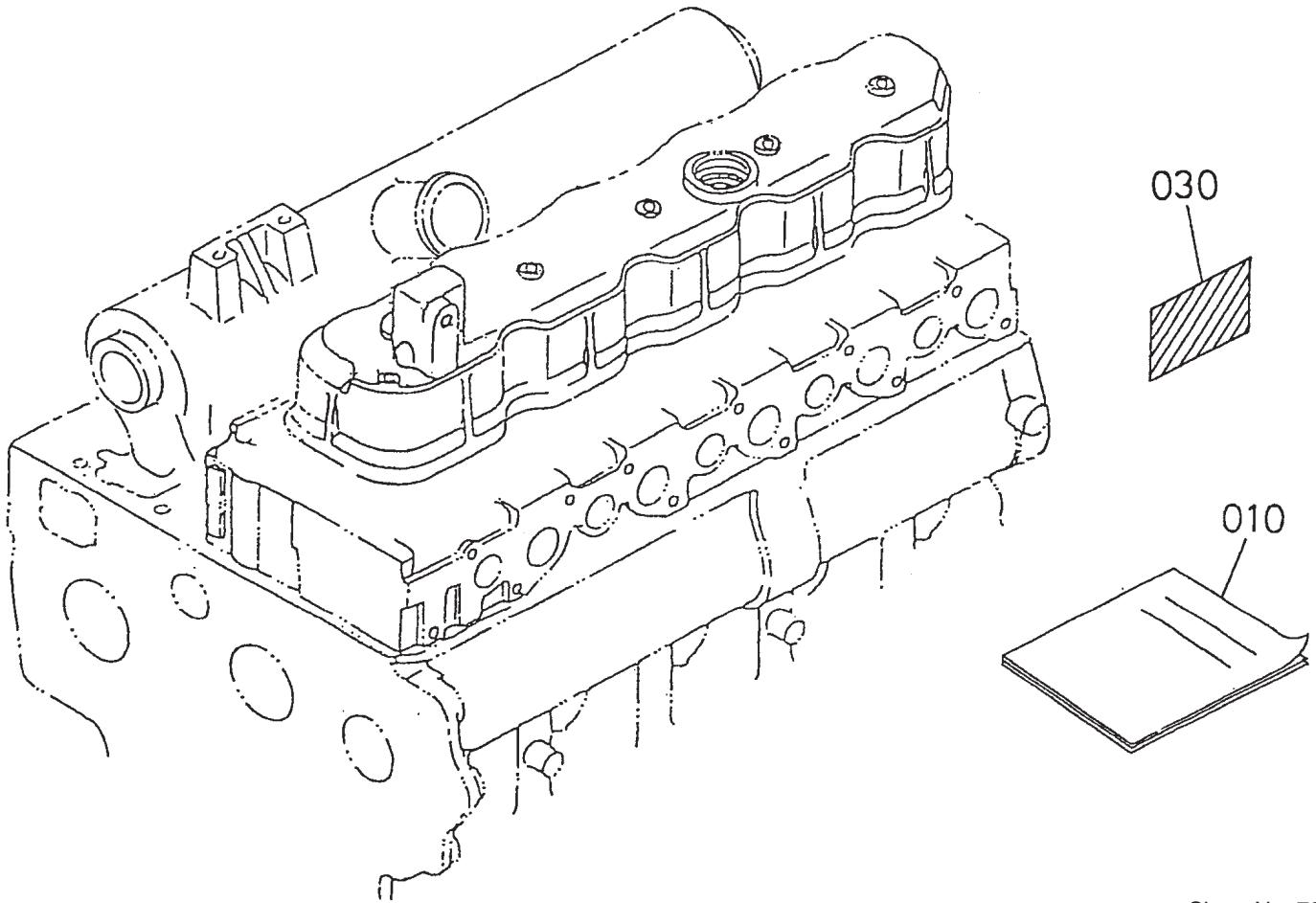


Sheet No.:77

Muffler Gasket and Glow Controller

| Ref. No. | Part No. | Qty. | Description |
|----------|----------|------|-----------------|
| 010 | 100-9333 | 1 | Gasket-Muffler |
| 020 | 98-7611 | 1 | Controller-Glow |

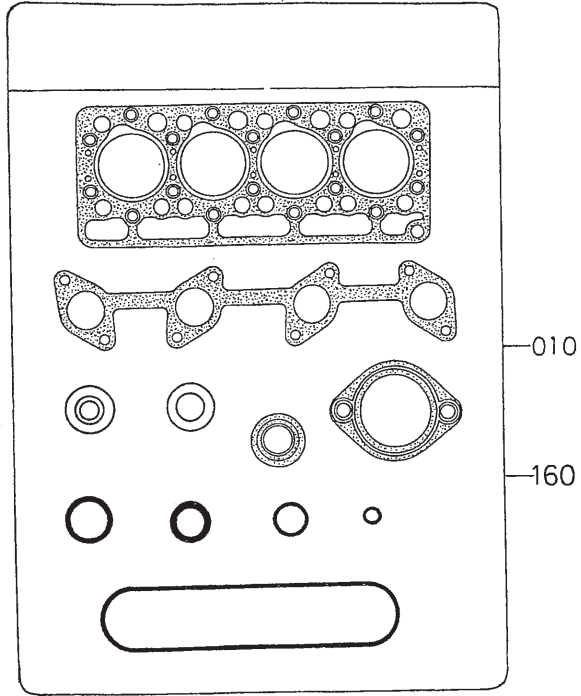
| Ref. No. | Part No. | Qty. | Description |
|------------------|----------|------|-------------|
| <i>PROTOTYPE</i> | | | |



Sheet No.:78

Label and Operators Manual

| Ref. No. | Part No. | Qty. | Description | Ref. No. | Part No. | Qty. | Description |
|-----------|----------|------|--------------------|----------|----------|------|-------------|
| 010 | 100-9335 | 1 | Manual-Instruction | | | | |
| PROTOTYPE | | | | | | | |



Sheet No.:79

Gasket Kit

| Ref. No. | Part No. | Qty. | Description | Ref. No. | Part No. | Qty. | Description |
|------------------|----------|------|-------------------|----------|----------|------|-------------|
| 010 | 100-9337 | 1 | Kit-Gasket, Upper | | | | |
| 160 | 98-7888 | 1 | Kit-Gasket, Lower | | | | |
| <i>PROTOTYPE</i> | | | | | | | |



PROTOTYPE