



Form No. 380-0041 Rev G

**Count on it.**

# Parts Catalog

## P-220, P-220G and Scrubber Series Valves

Model No. P-220 SERIES



# Ordering Replacement Parts

To order replacement parts, please supply the part number, the quantity, and the description of each part desired.

## Understanding Reference Numbers

Each identified part in an illustration has a reference number. The reference number for a part also appears in the parts list, along with other information about the part.

This catalog uses two special reference number formats, one to indicate parts in a service assembly and another to indicate the quantity of a given part in an illustration.

## Service Assembly Reference Numbers

Parts in service assemblies have reference numbers in the form a:b. The a represents the reference number of the entire service assembly and the b represents a sequential number unique to each part within the service assembly.

For example, a wheel assembly might be identified by reference number 6, the tire by 6:1, the valve by 6:2, and the wheel by 6:3. When you order the assembly identified by reference number 6, you receive all parts identified by reference numbers 6:1, 6:2, and 6:3. However, you may also order any part individually. Reference numbers of this type appear in illustration and in parts lists.

## Reference Numbers Indicating Quantity

In an illustration, if a reference number indicates more than one part, the reference number has the form nX y. The n represents the quantity of the part, the X is the multiplication symbol, and the y represents the reference number.

For example, in an illustration, the reference number 2X 37 means that two of the parts identified by reference number 37 are indicated.

# Contents

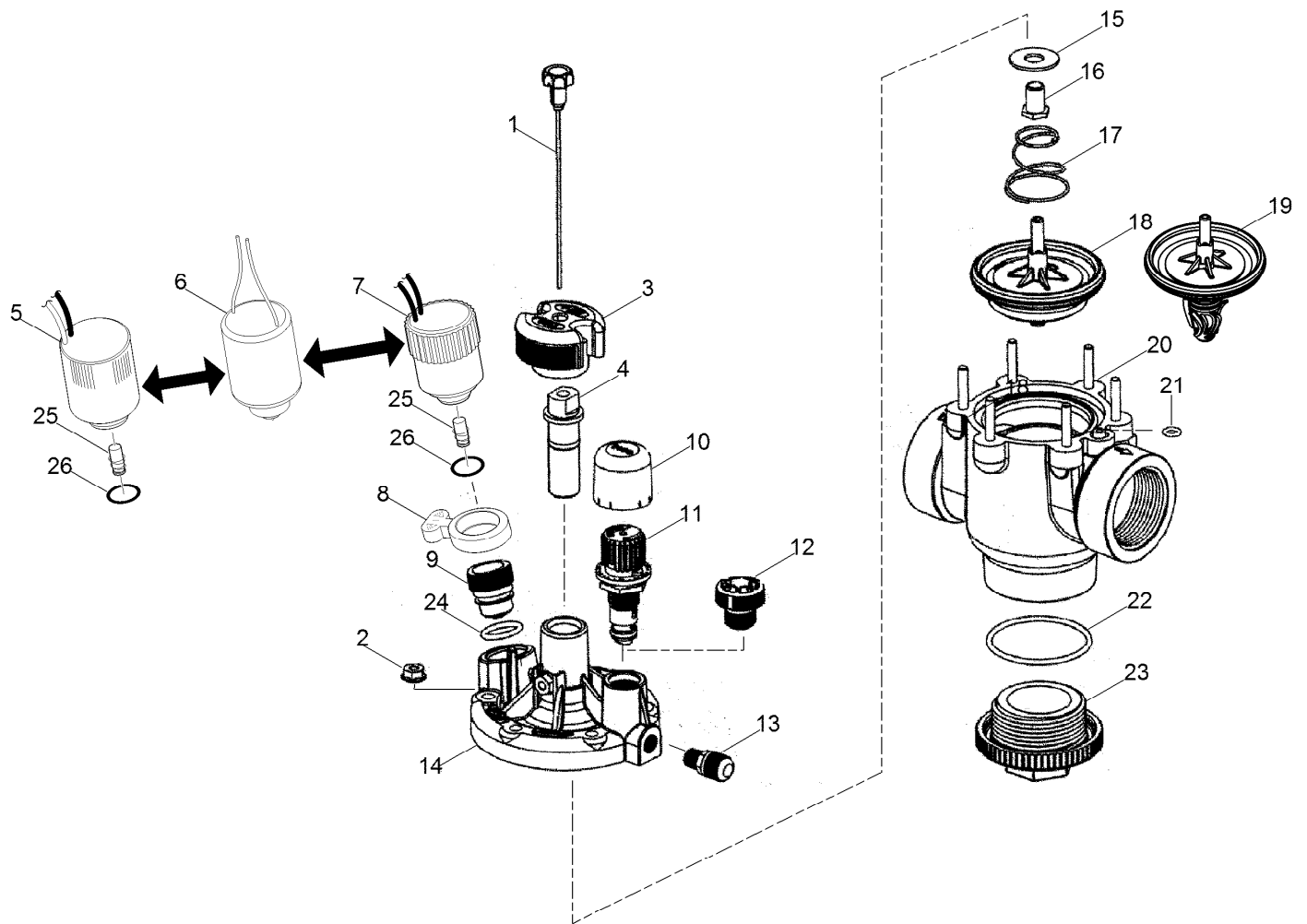
P-220, P-220G and Scrubber Series, 1" Valve ..... 4

P-220, P-220G and Scrubber Series, 1.5" Valve ..... 6

P-220, P-220G and Scrubber Series, 2" Valve ..... 8

P-220 and Scrubber Series, 3" ..... 10

# P-220, P-220G and Scrubber Series, 1" Valve



# P-220, P-220G and Scrubber Series, 1" Valve (continued)

<i>Ref.</i>	<i>Part Number</i>	<i>Qty.</i>	<i>Description</i>
1	102-3756	1	Metering Rod Assy., P-220
2	118-1721	7	Hex Nut, Flanged
3	89-9780	1	Handle, Flow Control
4	102-0966	1	Stem Assy., Flow Control
5	102-2709	1	Solenoid Assy., 24Vdc, Latching (Red W/ White Stripe And Black)
6	118-5982	1	Solenoid Assy. With Plunger, 24 Vac, 60 Hz
6	102-7054	1	Solenoid Assy. With Plunger, 24 Vac, 50 Hz
7	102-3443	1	Solenoid-Low Wattage, W/Surge Protection (Black Wires)
8	606902	1	Handle, Bleed Plug
9	102-4787	1	Bleed Plug
10	835203	1	Cap, Vandal Resistant (Pressure Regulating Models Only)
11	EZR-30	1	Regulator Module, 30 Psi (Includes Item 10) ♦
11	EZR-100	1	Regulator Module, 100 Psi (Includes Item 10) ♦
12	89-9521	1	Blanking Plug Assy. (Non-Pressure Regulating Models Only)

<i>Ref.</i>	<i>Part Number</i>	<i>Qty.</i>	<i>Description</i>
13	834101	1	Valve Assy., Schrader
14	102-0366	1	Bonnet Assy.
15	856202	1	Stem Washer
16	1033-H	1	Bushing
17	H1040	1	Spring
18	102-0368	1	Diaphragm Assy.
19	102-7886	1	Diaphragm Assy. Scrubber, 1"
20		1	Valve Body Assy. ▲
21	1054-H	1	O-Ring, Body
22	2413	1	O-Ring, Body Plug
23	536203	1	Plug, Body, Npt & BSP
24	1009701	1	O-Ring, Bleed Plug
25	89-9562	1	Plunger Assy.
26	360-0220	1	O-Ring (0.070 X 0.551 X 0.691) (As568-015)
	102-0847		Assy., Kit, Service, 1" & 1.5", P-220 (Includes Items 2-4, 12-14 And 17) ●■
	p220S-KIT-04	1	Assy., Kit, Service, Scrubber, 1" (Includes Items 19 And 20) ●■♦

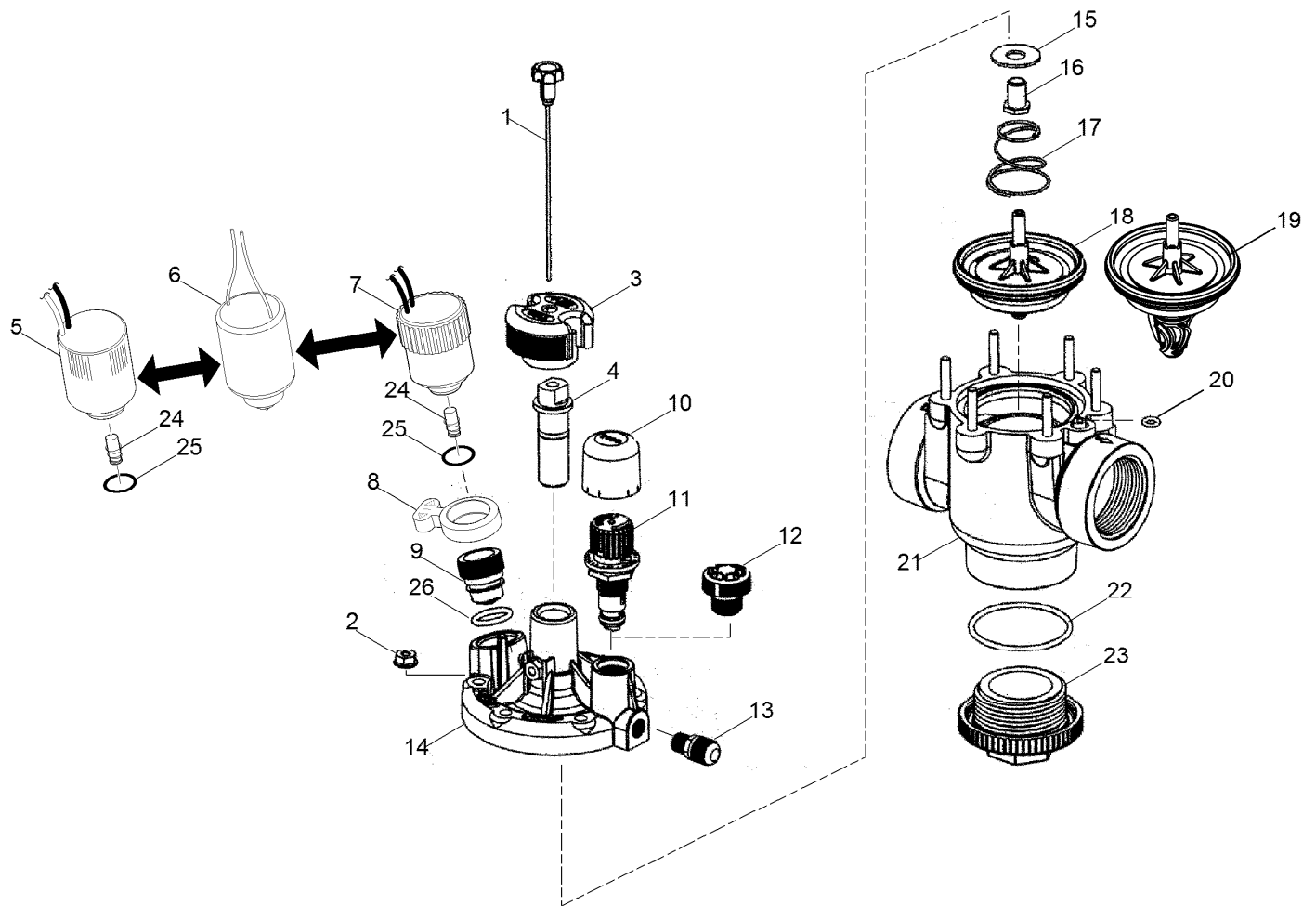
● SERVICE ITEMS

▲ Not serviced separately

♦ Order Through Finished Goods Distribution System - Minneapolis

■ Not illustrated

# P-220, P-220G and Scrubber Series, 1.5" Valve



## P-220, P-220G and Scrubber Series, 1.5" Valve (continued)

<i>Ref.</i>	<i>Part Number</i>	<i>Qty.</i>	<i>Description</i>	<i>Ref.</i>	<i>Part Number</i>	<i>Qty.</i>	<i>Description</i>
1	102-3756	1	Metering Rod Assy., P-220	13	834101	1	Valve Assy., Schrader
2	118-1721	7	Hex Nut, Flanged	14	102-0366	1	Bonnet Assy.
3	89-9780	1	Handle, Flow Control	15	856202	1	Stem Washer
4	102-0966	1	Stem Assy., Flow Control	16	1033-H	1	Bushing
5	102-2709	1	Solenoid Assy., 24Vdc, Latching (Red W/ White Stripe And Black)	17	H1040	1	Spring
6	118-5982	4	Solenoid Assy. With Plunger, 24 Vac, 60 Hz	18	102-0770	1	Diaphragm Assy.
6	102-7054	1	Solenoid Assy. With Plunger, 24 Vac, 50 Hz	19	102-7885	1	Diaphragm Assy., Scrubber, 1.5"
7	102-3443	1	Solenoid-Low Wattage, W/Surge Protection (Black Wires)	20	1054-H	1	O-Ring, Body
8	606902	1	Handle, Bleed Plug	21		1	Valve Body Assy. ▲
9	102-4787	1	Bleed Plug	22	363-4764	1	O-Ring, Body Plug
10	835203	1	Cap, Vandal Resistant (Pressure Regulating Models Only)	23	209406	1	Plug, Body, Npt & BSP
11	EZR-30	1	Regulator Module, 30 Psi (Includes Item 10) (Pressure Regulating Models Only) ♦	24	89-9562	1	Plunger Assy. (Used With Items 5 And 7)
11	EZR-100	1	Regulator Module, 100 Psi (Includes Item 10) (Pressure Regulating Models Only) ♦	25	360-0220	1	O-Ring, 0.070" X 0.551" X 0.691", El And Pr (Used With Items 5 And 7)
12	89-9521	1	Blanking Plug Assy. (Non-Pressure Regulating Models Only)	26	1009701 102-0847	1	O-Ring, Bleed Plug Assy., Kit, Service, 1" & 1.5", P-220 (Includes Items 2-4, 12-14 And 17) ●■
					P220S-KIT-06	1	Assy., Kit, Service, Scrubber, 1.5" (Includes Items 19 And 20) ●■

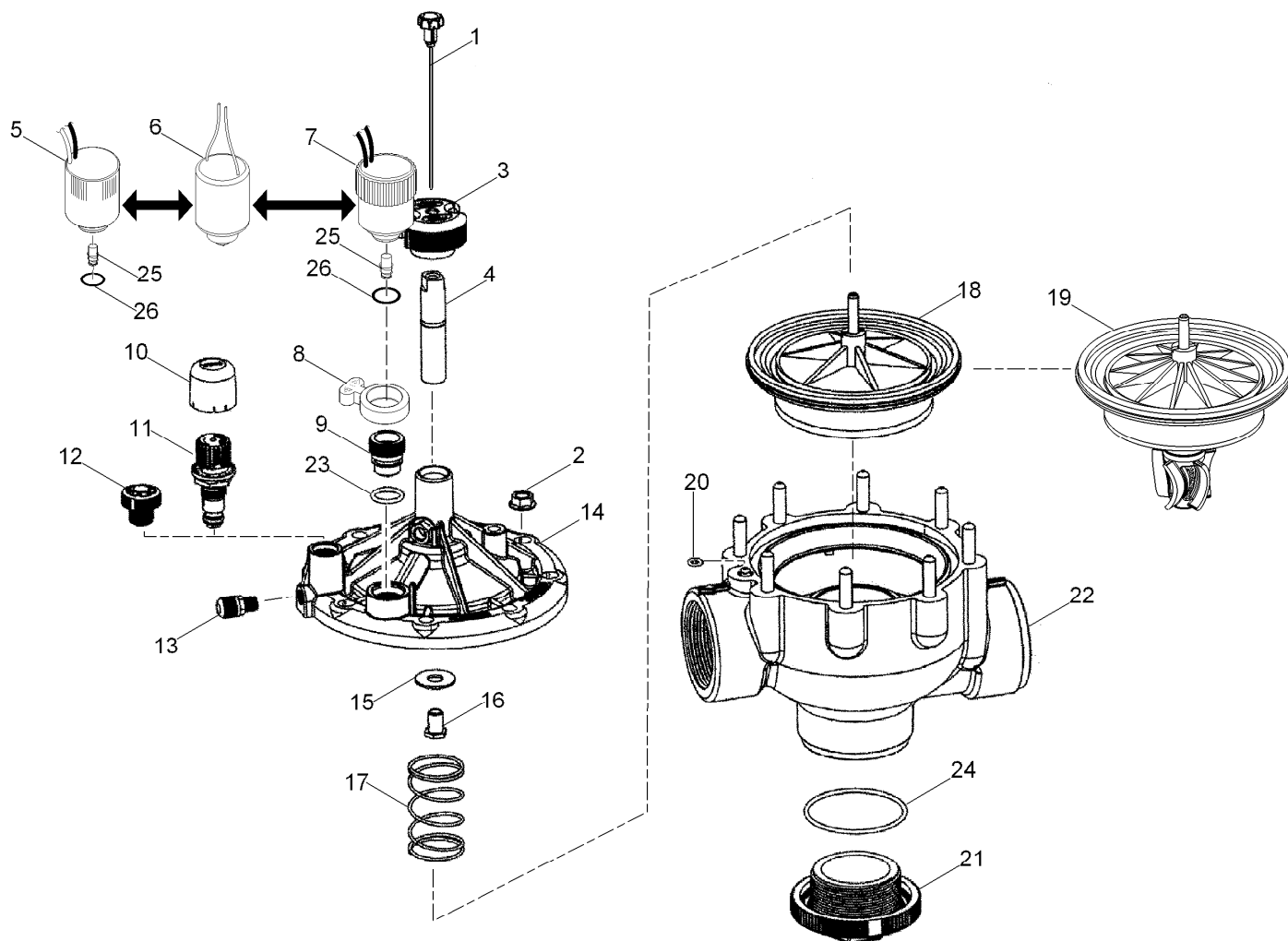
● SERVICE ITEMS

▲ Not serviced separately

♦ Order Through Finished Goods Distribution System - Minneapolis

■ Not illustrated

## P-220, P-220G and Scrubber Series, 2" Valve





## P-220, P-220G and Scrubber Series, 2" Valve (continued)

<i>Ref.</i>	<i>Part Number</i>	<i>Qty.</i>	<i>Description</i>	<i>Ref.</i>	<i>Part Number</i>	<i>Qty.</i>	<i>Description</i>
1	102-0943	1	Metering Rod Assy., P-220	13	834101	1	Valve Assy., Schrader
2	118-1722	9	Nut-Hex Flange	14	102-0367	1	Bonnet Assy.
3	89-9780	1	Handle, Flow Control	15	1126	1	Washer-Flat
4	102-0967	1	Stem Assy., Flow Control	16	1033-H	1	Bushing
5	102-2709	1	Solenoid Assy., 24Vdc, Latching (Red W/ White Stripe And Black)	17	1041	1	Spring, 2X3 SS
6	118-5982	1	Solenoid Assy. With Plunger, 24 Vac, 60 Hz	18	934501	1	Diaphragm Assy.
6	102-7054	1	Solenoid Assy. With Plunger, 24 Vac, 50 Hz	19	102-7879	1	Diaphragm Assy., Scrubber, 2"
7	102-3443	1	Solenoid-Low Wattage, W/Surge Protection (Black Wires)	20	1054-H	1	O-Ring, Body
8	606902	1	Handle, Bleed Plug	21	209506-H	1	Plug, Body, Npt
9	102-4787	1	Bleed Plug	21	209507	1	Plug, Body, BSP
10	835203	1	Cap, Vandal Resistant (Pressure Regulating Models Only)	22		1	Valve Body Assy. ▲
11	EZR-30	1	Regulator Module, 30 Psi (Includes Item 10) (Pressure Regulating Models Only) ♦	23	1009701	1	O-Ring, Bleed Plug
11	EZR-100	1	Regulator Module, 100 Psi (Includes Item 10) (Pressure Regulating Models Only) ♦	24	935901	1	O-Ring, Body Plug
12	89-9521	1	Blanking Plug Assy. (Non-Pressure Regulating Models Only)	25	89-9562	1	Plunger Assy. (Used In Items 5 And 7)
				26	360-0220	1	O-Ring, 0.070" X 0.551" X 0.691", El And Pr (Used In Items 5 And 7)
					102-0848		Assy., Kit, Service, 2" & 3" P-220 (Includes Items 1-3, 12-14 And 17)-●■
					P220S-KIT-08		Assy., Kit, Service, 2" & 3" P-220 (Includes Items 19 And 20) ●■♦

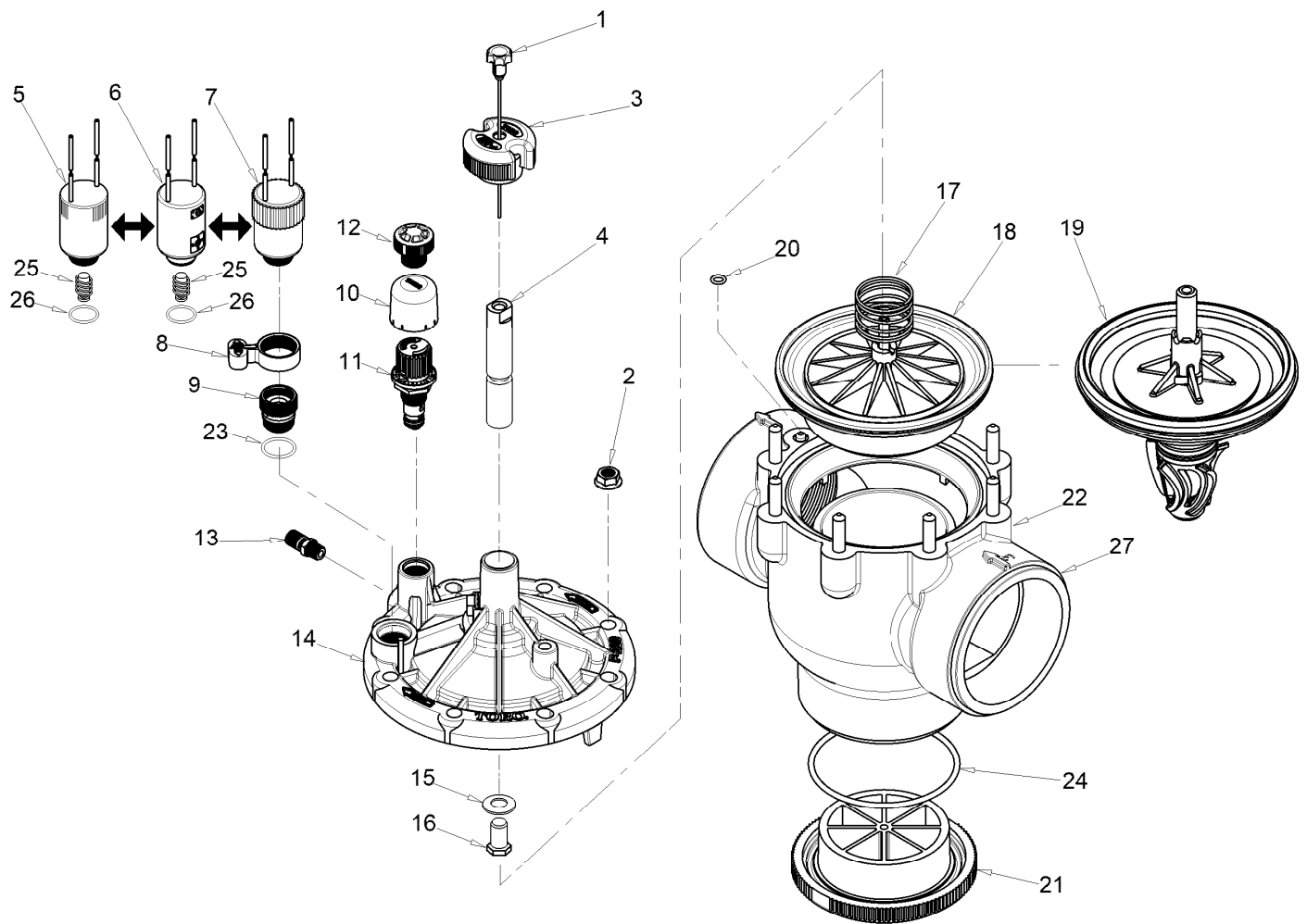
● SERVICE ITEMS

▲ Not serviced separately

♦ Order Through Finished Goods Distribution System - Minneapolis

■ Not illustrated

# P-220 and Scrubber Series, 3"



## P-220 and Scrubber Series, 3" (continued)

Ref.	Part Number	Qty.	Description
1	102-0943	1	Metering Rod Assy., P-220
2	118-1722	9	Nut-Hex Flange
3	89-9780	1	Handle, Flow Control
4	102-0967	1	Stem Assy., Flow Control
5	102-2709	1	Solenoid Assy., 24Vdc, Latching (2-Wire Decoder)
6	118-5982	1	Solenoid Assy. With Plunger, 24 Vac, 60 Hz
6	102-7054	1	Solenoid Assy. With Plunger, 24 Vac, 50 Hz
7	102-3443	1	Solenoid-Low Wattage, W/Surge Protection (Black Wires)
8	606902	1	Handle, Bleed Plug
9	102-4787	1	Bleed Plug
10	835203	1	Cap, Vandal Resistant (Pressure Regulating Models Only)
11	EZR-30	1	Regulator Module, 30 Psi (Includes Item 10) (Pressure Regulating Models Only) □
11	EZR-100	1	Regulator Module, 100 Psi (Includes Item 10) (Pressure Regulating Models Only) □
12	89-9521	1	Blanking Plug Assy. (Non-Pressure Regulating Models Only)
13	834101	1	Valve Assy., Schrader
14	102-0367	1	Bonnet Assy.

Ref.	Part Number	Qty.	Description
15	1126	1	Washer-Flat
16	1033-H	1	Bushing
17	1041	1	Spring, 2X3 SS
18	935001	1	Diaphragm Assy.
19	P220S-KIT-010	1	Diaphragm Kit, Scrubber, 3 Inch ◆
19	P220S-KIT-00	1	Diaphragm Kit, Scrubber, 3 □
20	1054-H	1	O-Ring, Body
21	209605-H	1	Plug, Body, Npt
21	209606-H	1	Plug, Body, BSP
22		1	Valve Body Assy. ▲
23	1009701	1	O-Ring, Bleed Plug
24	RS100-238-70N	1	Plunger Assy. (Used With Items 5 And 7)
25	118-6446	1	Plunger Assy.
26	360-0220	1	O-Ring (0.070 X 0.551 X 0.691) (As568-015) (Used With Items 5 And 7)
27	R934901	1	P-220 Body Kit, Npt (For P220-Xx-00 And P220S-Xx-00 Models Only)
27	R934902	1	P-220 Body Kit, BSP (For P220-Xx-00 And P220S-Xx-00 Models Only)
	102-0848		Assy., Kit, Service, 2" & 3" P-220 (Includes Items 1-3, 12-14 And 17)) ● ■

● SERVICE ITEMS

▲ Not serviced separately

◆ Order Through Finished Goods Distribution System?Minneapolis

□ Order Through Finished Goods Distribution System - Minneapolis

■ Not illustrated



**Count on it.**