



Count on it.

Parts Catalog

**Reelmaster® 7000-D
4-Wheel Drive Traction Unit**

Model No. 03780—Serial No. 406700000 and Up



Ordering Replacement Parts

To order replacement parts, please supply the part number, the quantity, and the description of each part desired.

Understanding Reference Numbers

Each identified part in an illustration has a reference number. The reference number for a part also appears in the parts list, along with other information about the part.

This catalog uses two special reference number formats, one to indicate parts in a service assembly and another to indicate the quantity of a given part in an illustration.

Service Assembly Reference Numbers

Parts in service assemblies have reference numbers in the form a:b. The a represents the reference number of the entire service assembly and the b represents a sequential number unique to each part within the service assembly.

For example, a wheel assembly might be identified by reference number 6, the tire by 6:1, the valve by 6:2, and the wheel by 6:3. When you order the assembly identified by reference number 6, you receive all parts identified by reference numbers 6:1, 6:2, and 6:3. However, you may also order any part individually. Reference numbers of this type appear in illustration and in parts lists.

Reference Numbers Indicating Quantity

In an illustration, if a reference number indicates more than one part, the reference number has the form nX y. The n represents the quantity of the part, the X is the multiplication symbol, and the y represents the reference number.

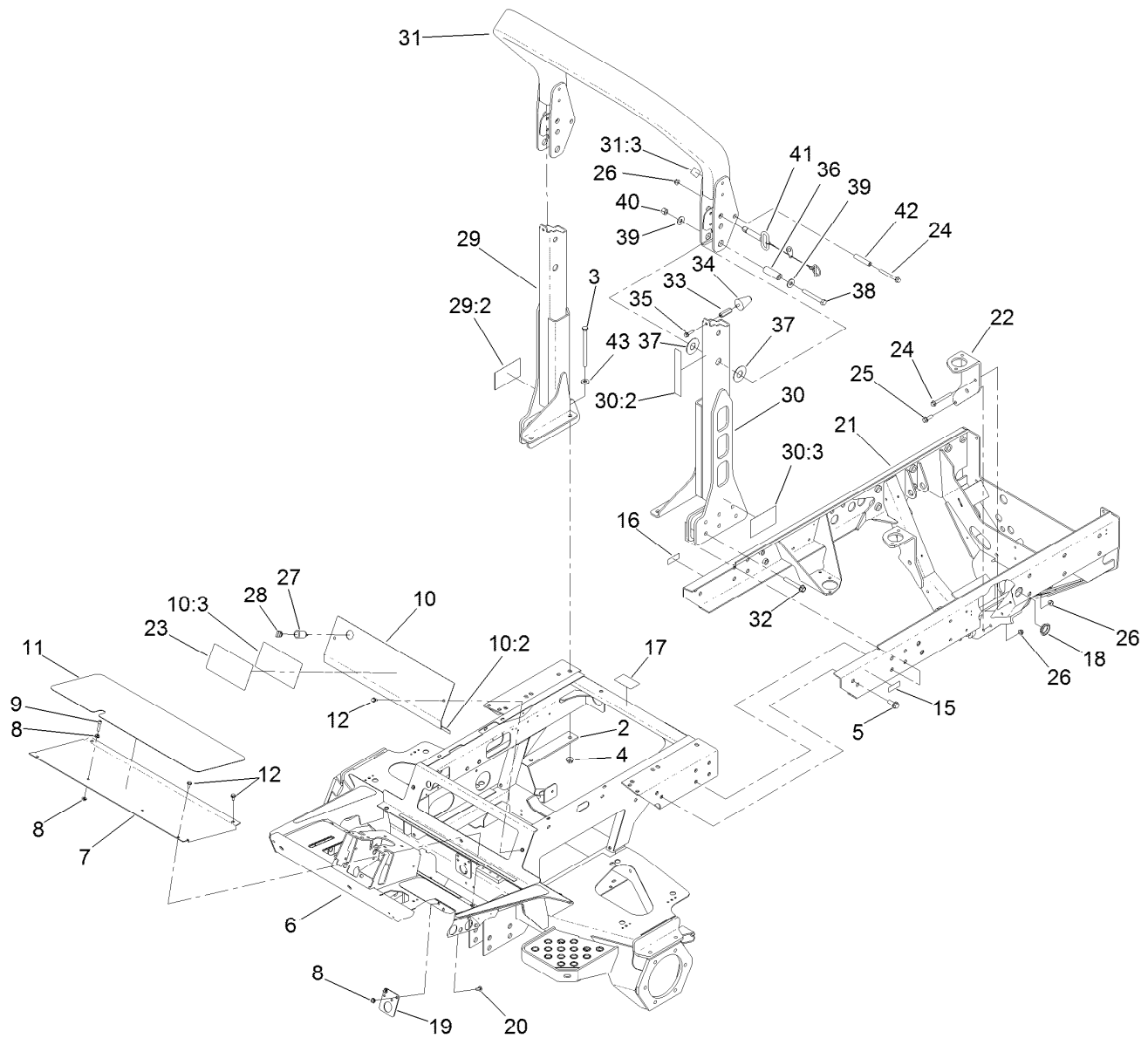
For example, in an illustration, the reference number 2X 37 means that two of the parts identified by reference number 37 are indicated.

Contents

Frame and Roll-Over Protection System Assembly	5
Front Frame Assembly No. 130-1617	7
Front Shroud, Headlight and Roller Assembly	8
Engine and Flywheel Mounting Assembly	9
Engine and Air Cleaner Assembly	10
Air Cleaner Assembly No. 99-5410	12
Radiator Mounting Assembly	13
Radiator and Fan Assembly	14
Hydraulic Motor Assembly No. 137-5571	15
Front Reel Lift Assembly	16
Gear Motor Assembly No. 115-8250	18
Hydraulic Cylinder Assembly No. 125-1658	19
Hydraulic Cylinder Assembly No. 125-1660	20
Rear Reel Lift Assembly	21
Hydraulic Cylinder Assembly No. 125-1659	23
Hydraulic Tank Assembly	24
Fuel System Assembly	25
Battery and Storage Box Assembly	26
Battery Storage Box Assembly No. 115-9100	27
Storage Box Assembly No. 115-9101	28
Seat Mount Assembly	29
Seat Suspension Assembly No. 130-2702	31
Vinyl Premium Seat Assembly No. 117-5676	32
Control Console Assembly	33
Joystick Bracket Assembly No. 120-5280	34
Steering and Pedals Assembly	35
Steering Tilt Column Assembly No. 106-3622	37
Steering Valve Assembly No. 114-8119	38
Forward/Reverse Pedal Assembly	39
Hood Assembly	40
Front Traction Assembly	41
Planetary Assembly No. 136-2913	42
RH Brake Assembly No. 100-3069	43
LH Brake Assembly No. 100-3070	44
Hydraulic Piston Motor Assembly No. 121-3100	45
Rear Traction Assembly	46
Bevel Pinion Shaft Assembly Rear Axle Assembly No. 110-4750	48
Differential Assembly Rear Axle Assembly No. 110-4750	49
Axle Support Assembly Rear Axle Assembly No. 110-4750	50
Bevel Gear Case Assembly Rear Axle Assembly No. 110-4750	51
Bevel Gear Shaft Assembly Rear Axle Assembly No. 110-4750	52
Axle Case Assembly Rear Axle Assembly No. 110-4750	53
Axle Assembly Rear Axle Assembly No. 110-4750	54
Steer Cylinder Assembly No. 119-3903	55
Piston Motor Assembly No. 121-3101	56
Hydraulic Pump Assembly	57
Piston Pump Assembly No. 114-4188	59
Control Assembly No. 115-4446	61
Four Section Pump Assembly No. 114-4189	62
Hydraulic System Components Assembly	63
Mow Manifold Assembly No. 130-1656	65
5-Plex Mow Manifold Block Assembly	66
Lift Manifold Assembly No. 130-1669	67
Juction Manifold Assembly No. 130-1670	68

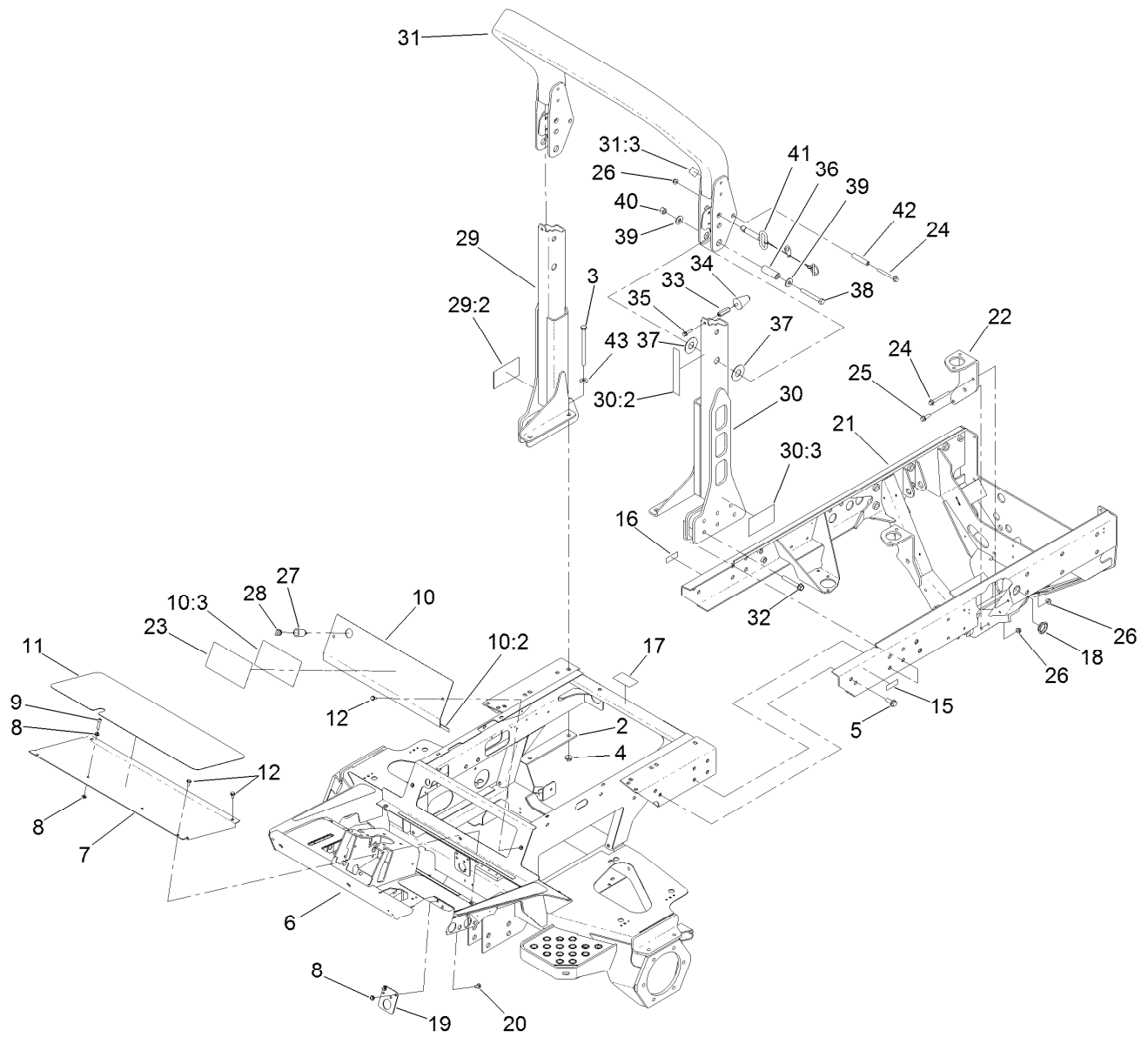
Contents (continued)

Fan Drive Manifold Assembly No. 119-3943	69
3-Way Valve Manifold Assembly No. 138-6946	70
Rear Traction Manifold Assembly No. 121-3078	71
Traction Hydraulic Circuit Assembly	72
Steering Hydraulic Circuit Assembly	74
Fan Drive Hydraulic Circuit Assembly	75
Lift Circuit Hydraulic Assembly	76
Hydraulic Mow Circuit Assembly	77
Front Mow Circuit Hydraulic Assembly	78
Rear Hydraulic Mow Circuit Assembly	79
Electrical Assembly	80
Battery and Engine Electrical Assembly	81
Cylinder Block Assembly	82
Gear Housing Assembly	83
Cylinder Head and Cover Assembly	84
Flywheel Housing and Oil Sump Assembly	86
Suction Manifold Assembly	87
Diesel Particulate Filter Assembly	88
Exhaust Manifold Assembly	90
Camshaft and Driving Gear Assembly	91
Turbine Assembly	92
Crankshaft and Piston Assembly	93
Lubrication and Oil System Assembly	94
Lubrication Oil Line Assembly	95
Cooling Water System Assembly	96
Fuel System Assembly	97
Fuel Injection Valve Assembly	98
Fuel Line Assembly	99
Starting Motor Assembly	100
Generator Assembly	101
Electric Parts Assembly	102
Gasket Set	103
Attachments and Accessories	105



Frame and Roll-Over Protection System Assembly

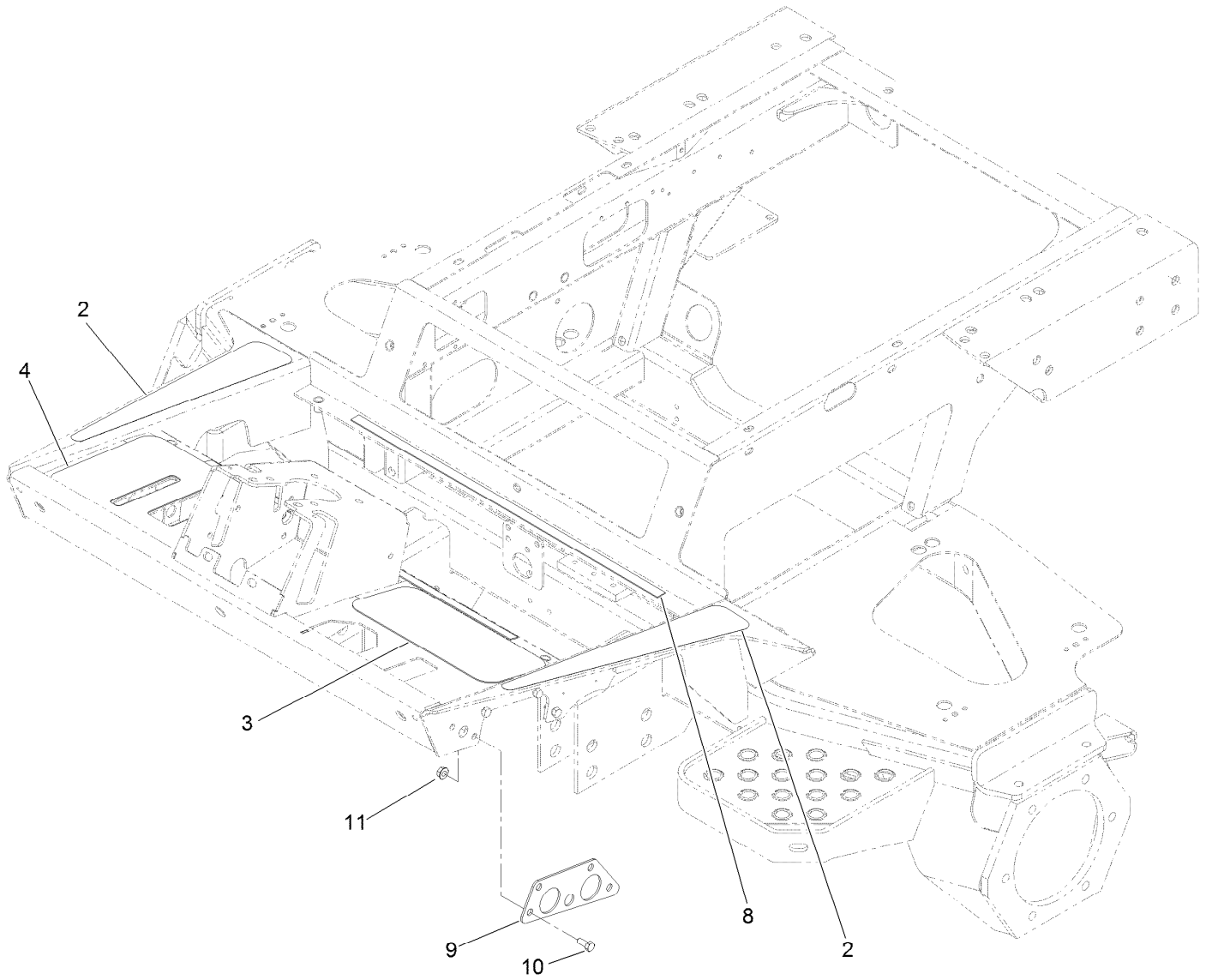
Ref.	Part Number	Qty.	Description	Ref.	Part Number	Qty.	Description
2	104-5584-0P	2	Plate-Reinforcement,ROPS	23	138-1186	1	Decal-Danger
3	325-33	4	Screw-HH	24	116-4701	3	Screw-HHF
4	32128-49	4	Nut-HHF	25	3234-24	1	Screw-HHF
5	3234-38	4	Screw-HHF	26	104-8301	4	Nut-HF, NI
6	130-1617	1	Frame-Front	27	99-7411	1	Point-Power
7	75-1410-01	1	Plate-Access, Floor	28	99-7416	1	Cap
8	32128-20	4	Nut-HF	29	136-2901	1	RH ROPS ASM
9	3274-18	1	Screw-HSH	29:2	94-8099	1	Decal
10	130-1659	1	Access Plate ASM	30	136-2900	1	LH ROPS ASM
10:2	105-9860	2	Seal-Foam	30:2	120-8947	1	Decal-Danger, ROPS
10:3	120-1683	1	Decal-Danger	30:3	94-8099	1	Decal
11	75-0630	1	Tread-Foot, Center	31	136-2885	1	Top Tube ASM
12	3234-7	6	Screw-HHF	31:3	98-4387	1	Decal-Protection, Ear
15	93-6680	1	Decal-Diesel	32	114-8419	12	Screw-HHF
16	93-6686	1	Decal-Oil, HYD	33	136-2899	2	Standoff-Hex
17	100-6574	1	Decal-Warning	34	114-1925	2	Bumper-Rubber
18	105-9194	4	Plug	35	3234-36	2	Screw-HHF
19	104-5516-0P	1	Support-Tube	36	136-2890	2	Spacer
20	3230-23	2	Bolt-CARR	37	136-2893	4	Washer-Plastic
21	130-1601-03	1	Frame-Rear	38	325-17	2	Screw-HH
22	130-1632-03	1	Bracket-Mount, Engine	39	3256-6	4	Washer-Flat



Frame and Roll-Over Protection System Assembly (continued)

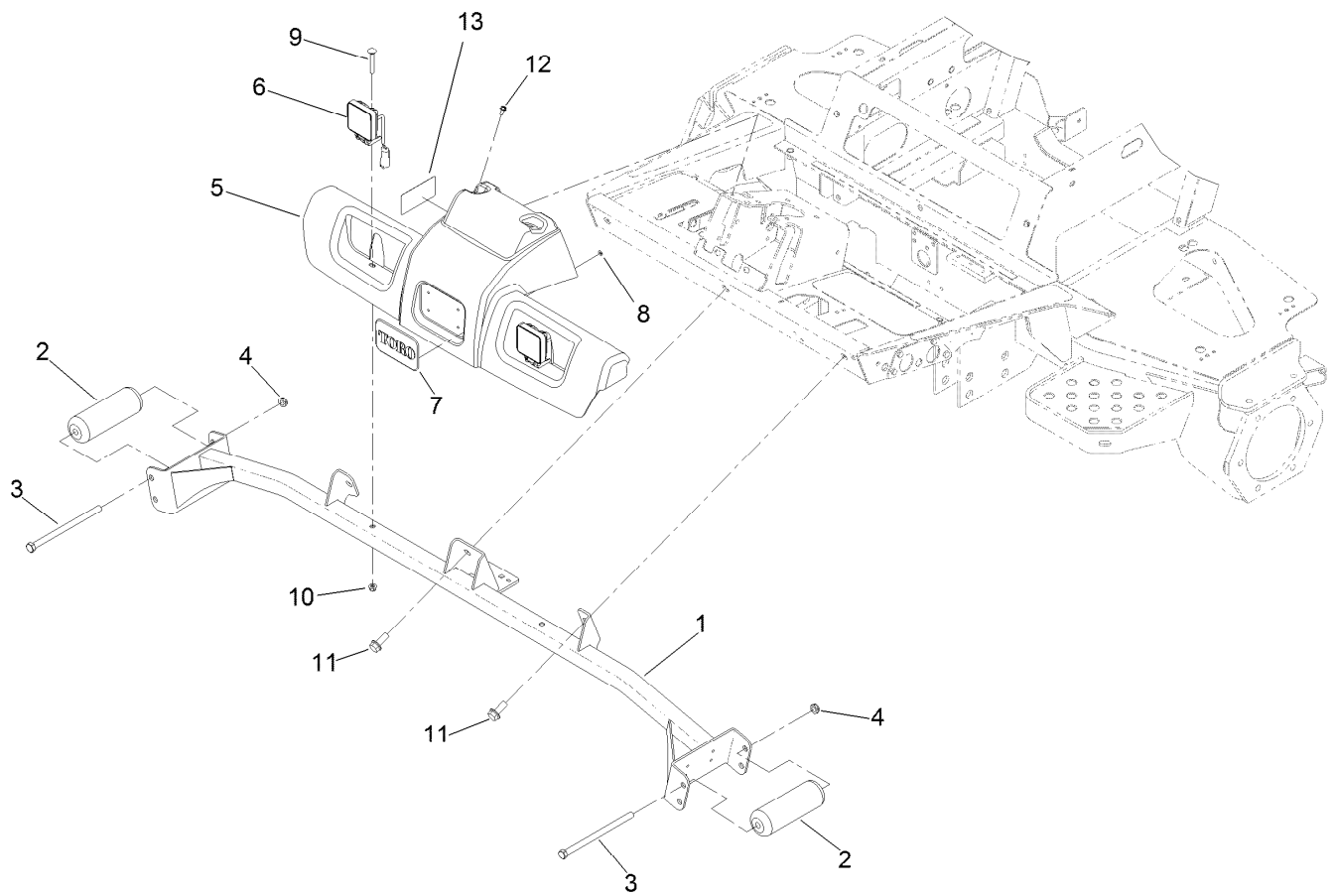
<i>Ref.</i>	<i>Part Number</i>	<i>Qty.</i>	<i>Description</i>
40	3296-23	2	Nut-Lock, NI
41	136-2892	2	Pin ASM

<i>Ref.</i>	<i>Part Number</i>	<i>Qty.</i>	<i>Description</i>
42	80-1890	2	Spacer
43	87-7270	4	Washer-Thrust



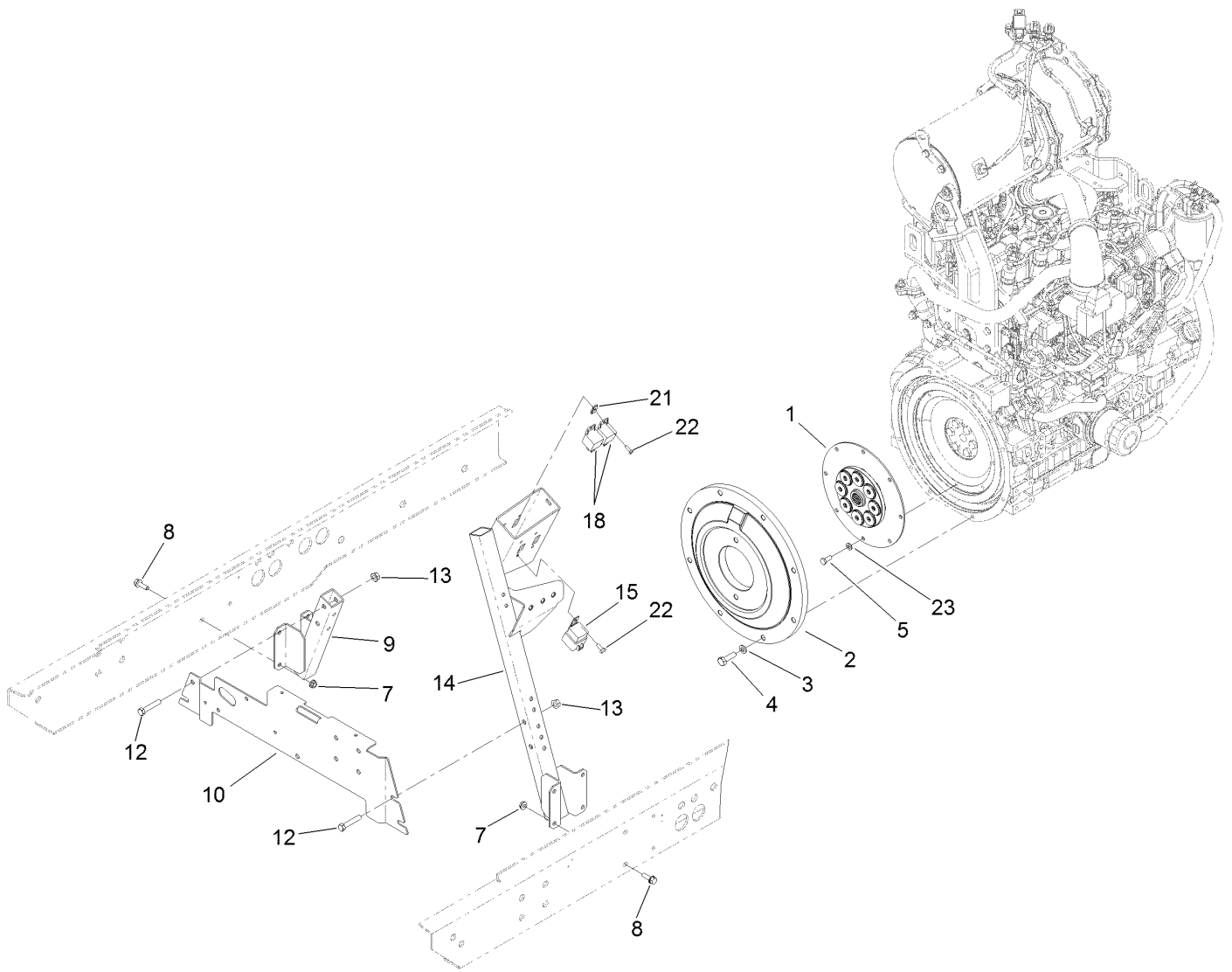
Front Frame Assembly No. 130-1617

<i>Ref.</i>	<i>Part Number</i>	<i>Qty.</i>	<i>Description</i>
2	93-7592	2	Tread-Rest, Foot
3	75-0620	1	Tread-Foot, LH
4	119-1497	1	Tread-Foot, RH
8	105-9860	2	Seal-Foam
9	106-7794-01	2	Plate-Mount, HYD Fitting
10	322-3	8	Screw-HH
11	32128-20	8	Nut-HF



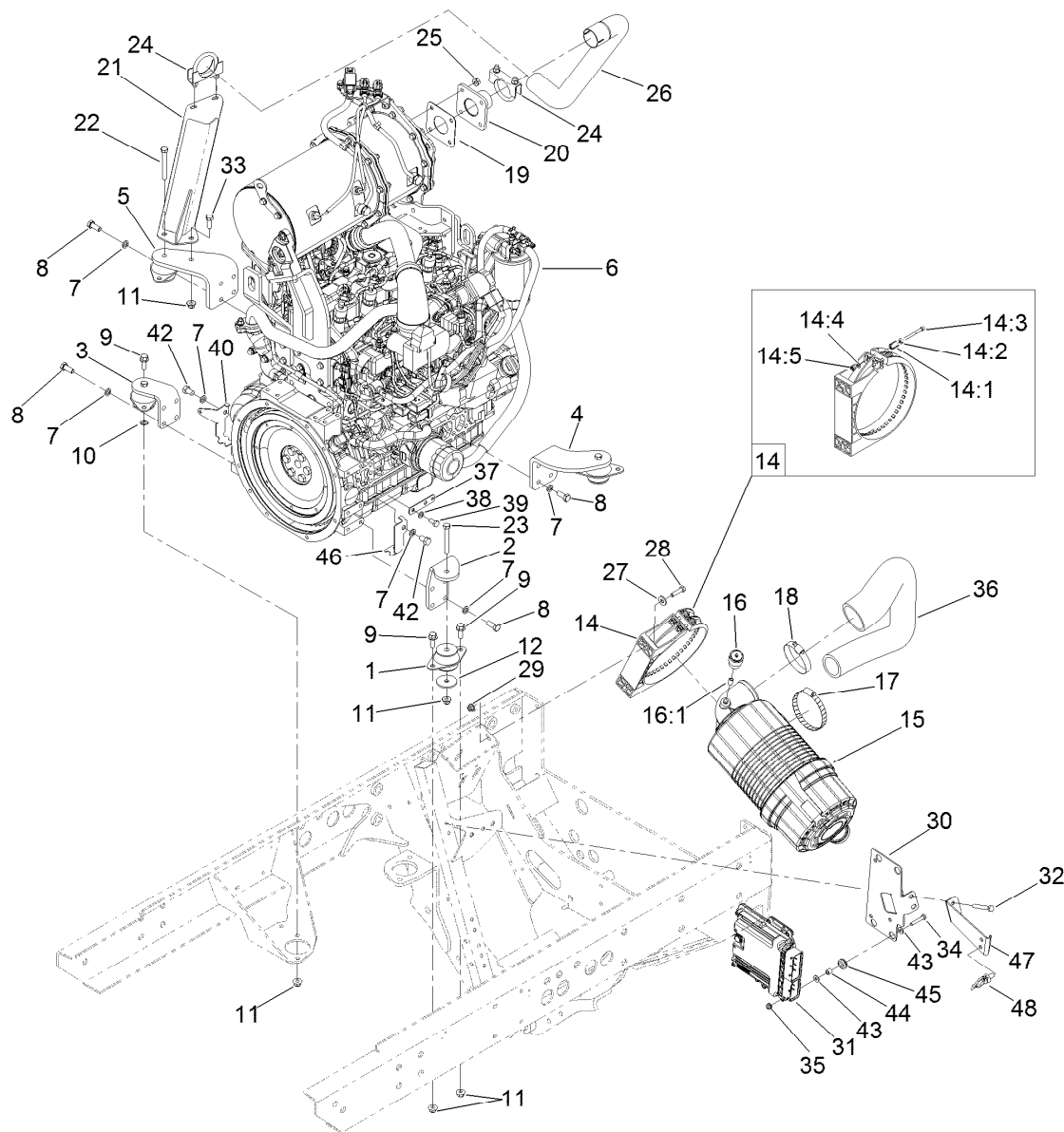
Front Shroud, Headlight and Roller Assembly

<i>Ref.</i>	<i>Part Number</i>	<i>Qty.</i>	<i>Description</i>
1	125-1663-01	1	Support-Roller
2	31-0750	2	Roller-Front
3	325-42	2	Screw-HH
4	3296-45	2	Nut-Hex
5	115-9137	1	Shroud-Platform
6	139-5990	2	Light-Work, LED
7	93-6028	1	Plate-Logo
8	138-6996	4	Nut-Push
9	3230-7	2	Bolt-CARR
10	104-8300	2	Nut-HF, NI
11	3234-38	3	Screw-HHF
12	32104-17	2	Screw-HWH
13	120-1670	1	Decal-Speed, Mow



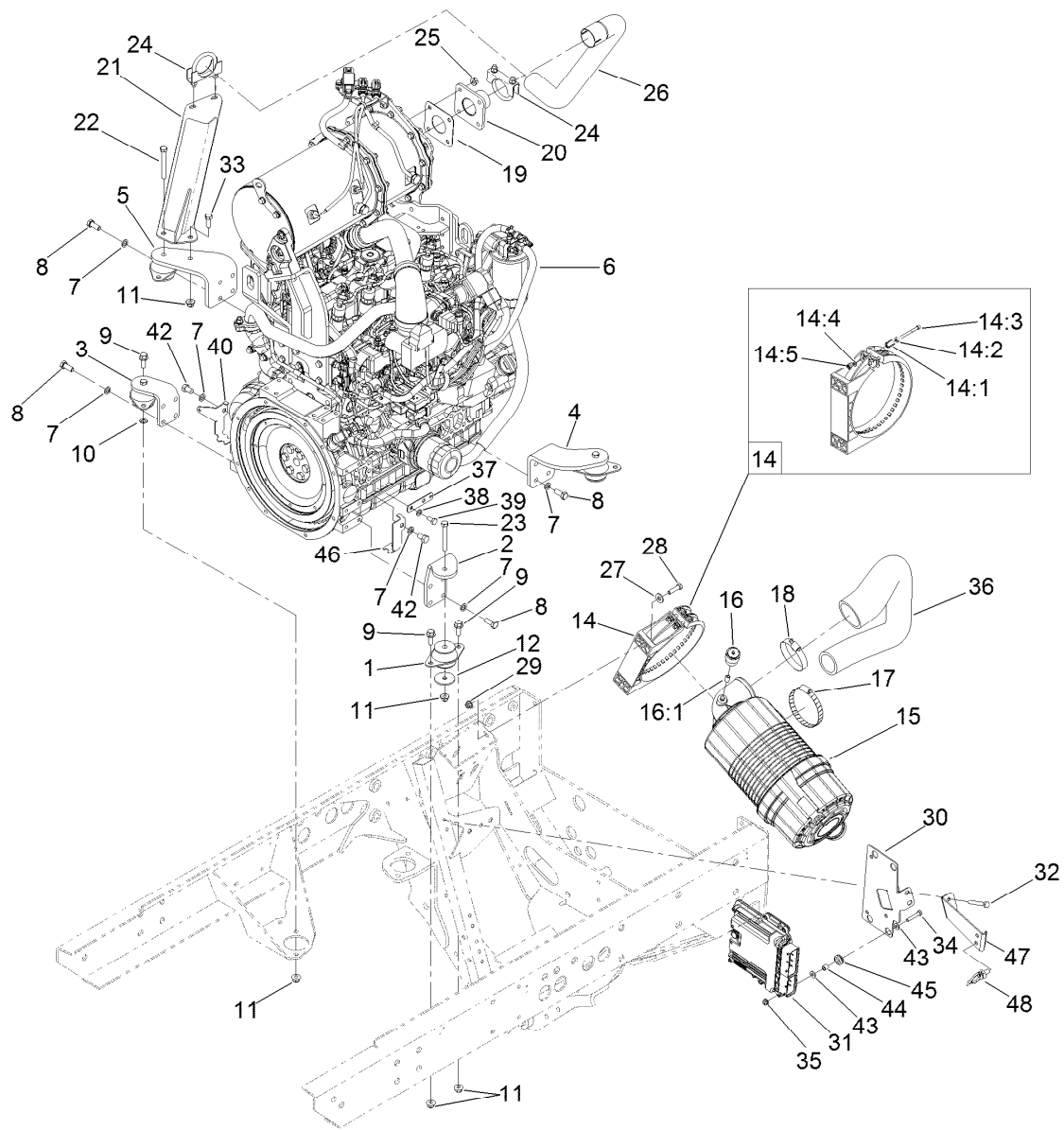
Engine and Flywheel Mounting Assembly

<i>Ref.</i>	<i>Part Number</i>	<i>Qty.</i>	<i>Description</i>	<i>Ref.</i>	<i>Part Number</i>	<i>Qty.</i>	<i>Description</i>
1	120-4176	1	Coupling-Spring, Flywheel	12	323-10	4	Screw-HH
2	115-6657-0P	1	Plate-Flywheel (Machined)	13	32128-21	4	Nut-HF Lock
3	107-1413	8	Washer-Hardened	14	136-3320-03	1	ASM-Tube,A/C Mount [black]
4	117-5663	8	Screw-HH	15	99-7430	1	Relay-Mini
5	99-5132	8	Bolt	18	99-7435	2	Relay
7	32128-20	8	Nut-HF	21	3290-277	3	Nut-Speed
8	3234-29	8	Screw-HHF	22	3290-134	3	Screw
9	104-5420-0P	1	Battery Support ASM [primed]	23	87-7510	8	Washer-Flat
10	114-8134-0P	1	Bracket-Manifold, Mow				



Engine and Air Cleaner Assembly

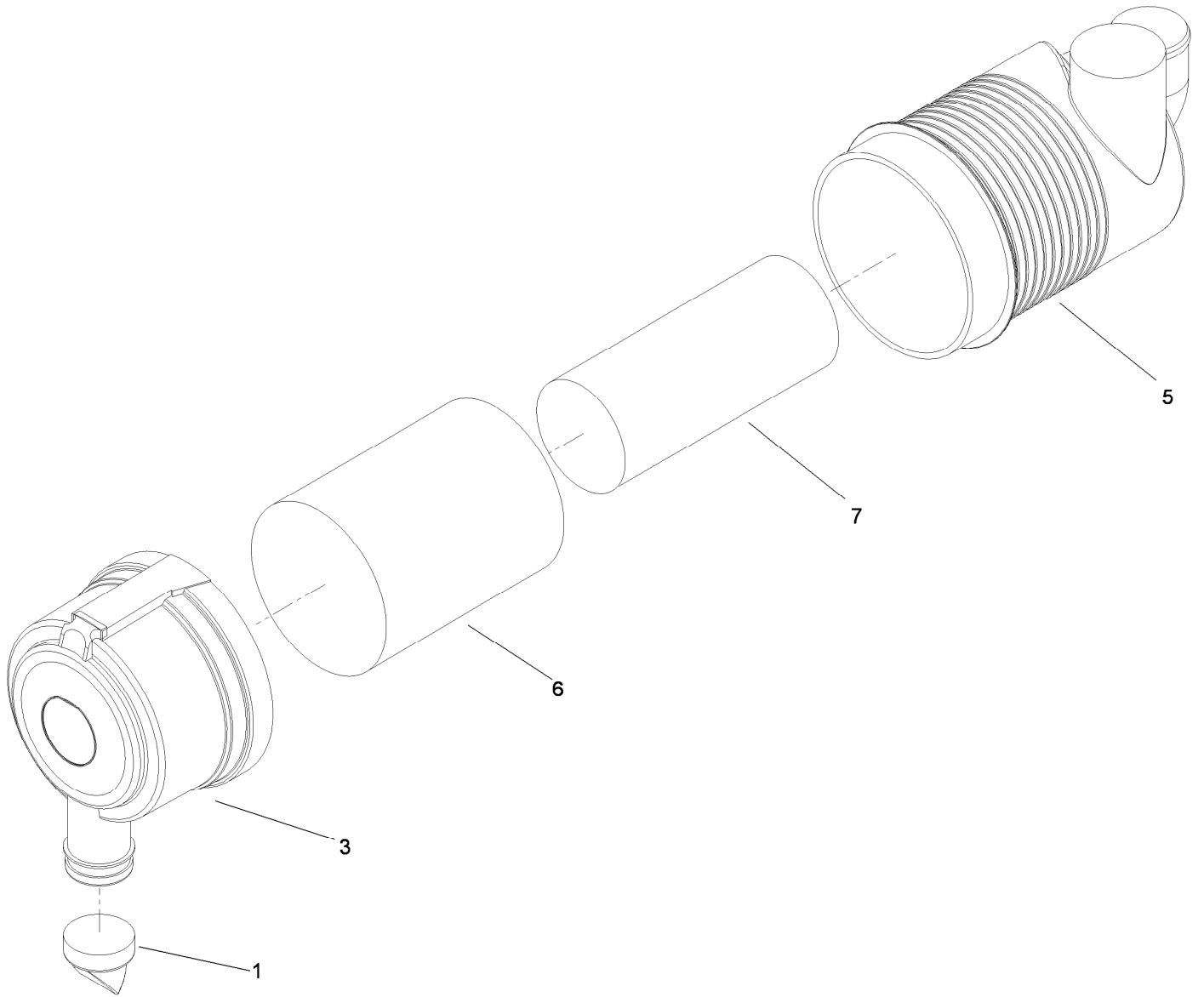
Ref.	Part Number	Qty.	Description	Ref.	Part Number	Qty.	Description
1	53-9682	4	Mount-Engine	17	2412-110	1	Clamp-Band/Screw
2	120-8001-0P	1	Mount-Engine,LH,Front	18	2412-125	1	Clamp-Hose
3	120-8002-0P	1	Mount-Engine, RH Front	19	121-3058	1	Gasket-Exhaust
4	120-8003-0P	1	Mount-Engine, LH Rear	20	121-3060	1	Flange-Exhaust
5	120-8004-0P	1	Mount-Engine, RH Rear	21	121-3098-0P	1	Tailpipe Support ASM [primed]
6	138-6917	1	Engine-Yanmar	22	323-14	1	Screw-HH
7	48-9590	18	Washer-Lock	23	323-13	3	Screw-HH
8	33115-025	16	Screw-HH	24	18-2130	2	Clamp
9	3234-11	8	Screw-HHF	25	33004-00	4	Nut-HF
10	3255-9	1	Washer-Lock	26	121-3061	1	Pipe-Exhaust
11	104-8301	13	Nut-HF, NI	27	3256-3	2	Washer-Flat
12	63-7400	4	Washer-Rebound	28	322-6	2	Screw-HH
14	99-5414	1	Strap-Cleaner, Air	29	104-8300	4	Nut-HF, NI
14:1	108-1512	2	Spring	30	130-1666-03	1	Bracket-Controller
14:2	3256-22	2	Washer-Flat	31	121-5592	1	Electronic Control Unit
14:3	33113-050	2	Screw-HH	32	322-11	2	Screw-HH
14:4	33093-00	2	Washer-Flat	33	323-6	1	Screw-HH
14:5	33023-00	2	Nut-Lock	34	321-9	4	Screw-HH
15	99-5410	1	Air Cleaner ASM	35	104-7201	4	Nut-HF, NI
16	104-3563	1	Indicator	36	121-3142	1	Hose-Air Cleaner, Outlet
16:1	94-1416	1	Adapter-Indicator				



Engine and Air Cleaner Assembly (continued)

<i>Ref.</i>	<i>Part Number</i>	<i>Qty.</i>	<i>Description</i>
37	121-5636	1	Tab-Harness
38	3253-4	2	Washer-Lock
39	33114-016	2	Screw-HH
40	127-2774	1	Bracket-Harness, RH
42	33115-016	2	Screw-HH
43	3256-22	8	Washer-Flat

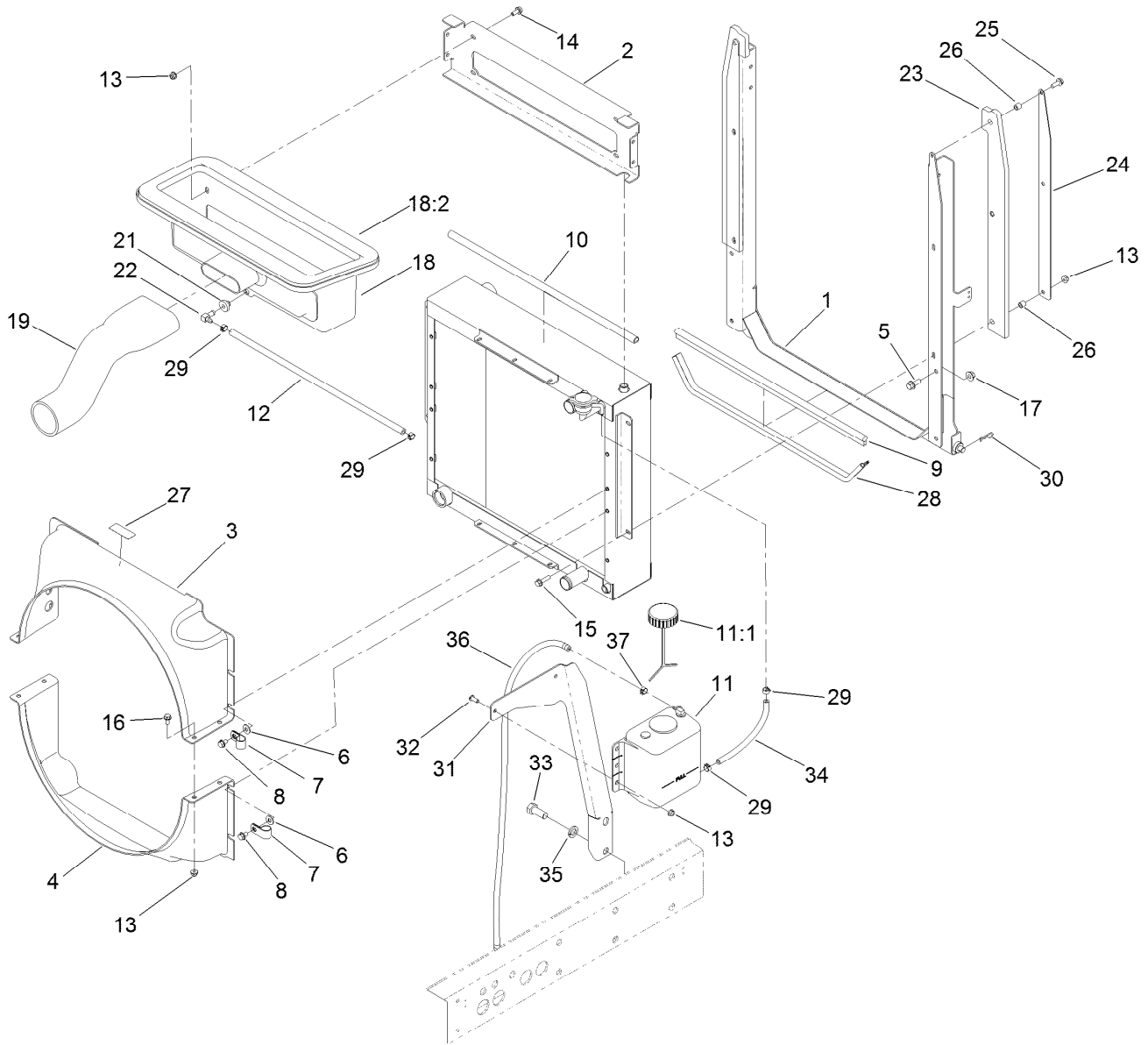
<i>Ref.</i>	<i>Part Number</i>	<i>Qty.</i>	<i>Description</i>
44	1-633545	4	Spacer
45	1-633630	4	Grommet
46	127-2773	1	Bracket-Harness, LH
47	136-3328-03	1	Plate-Bent
48	32180-031	2	Clip-Tree (W/Tie)



Air Cleaner Assembly No. 99-5410

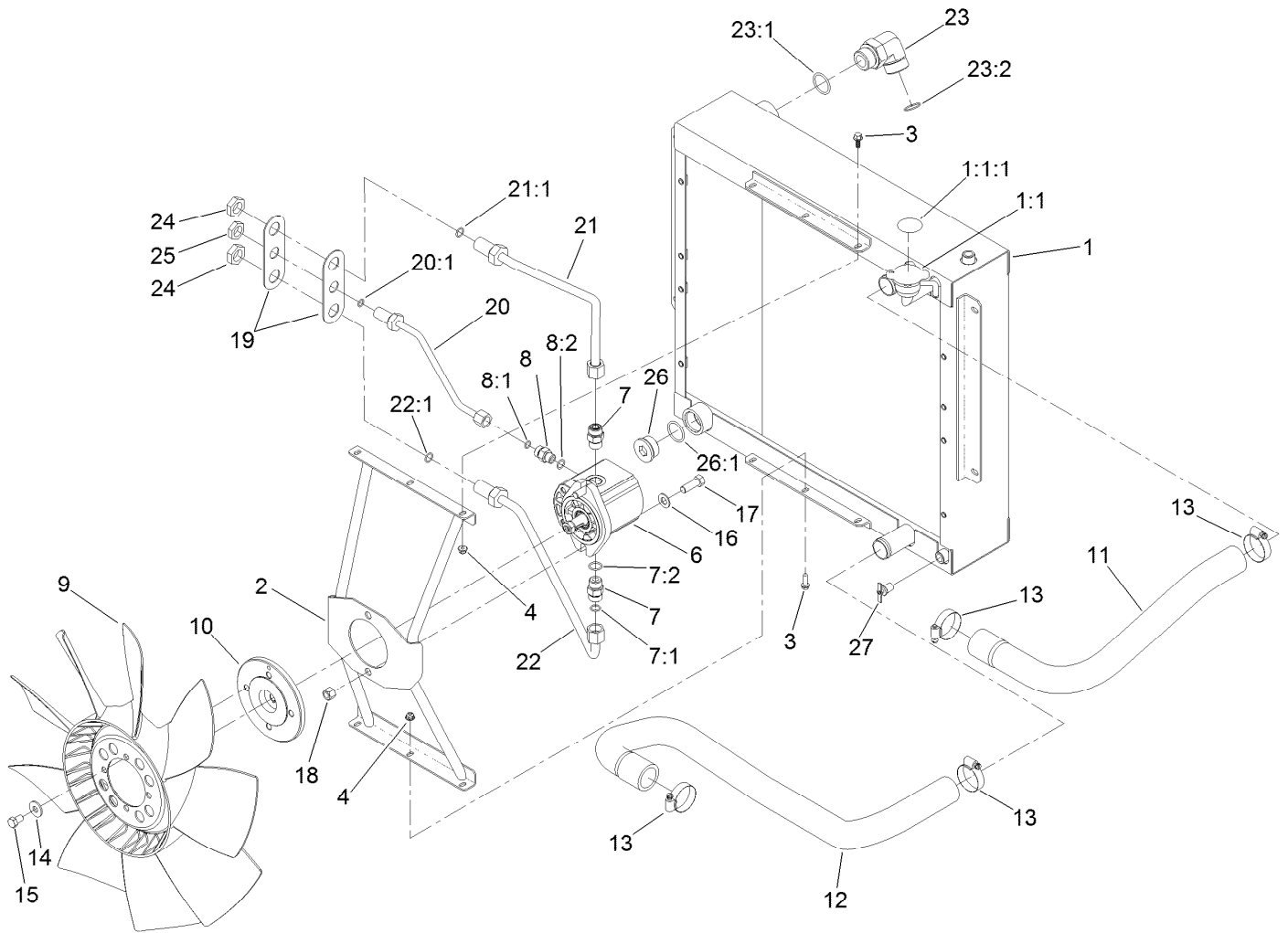
<i>Ref.</i>	<i>Part Number</i>	<i>Qty.</i>	<i>Description</i>
1	104-4258	1	Valve-Vacuator
3	104-4259	1	Cover
5		1	Body ASM ●
6	108-3814	1	Filter-Air
7	108-3816	1	Filter-Air

● Not serviced separately



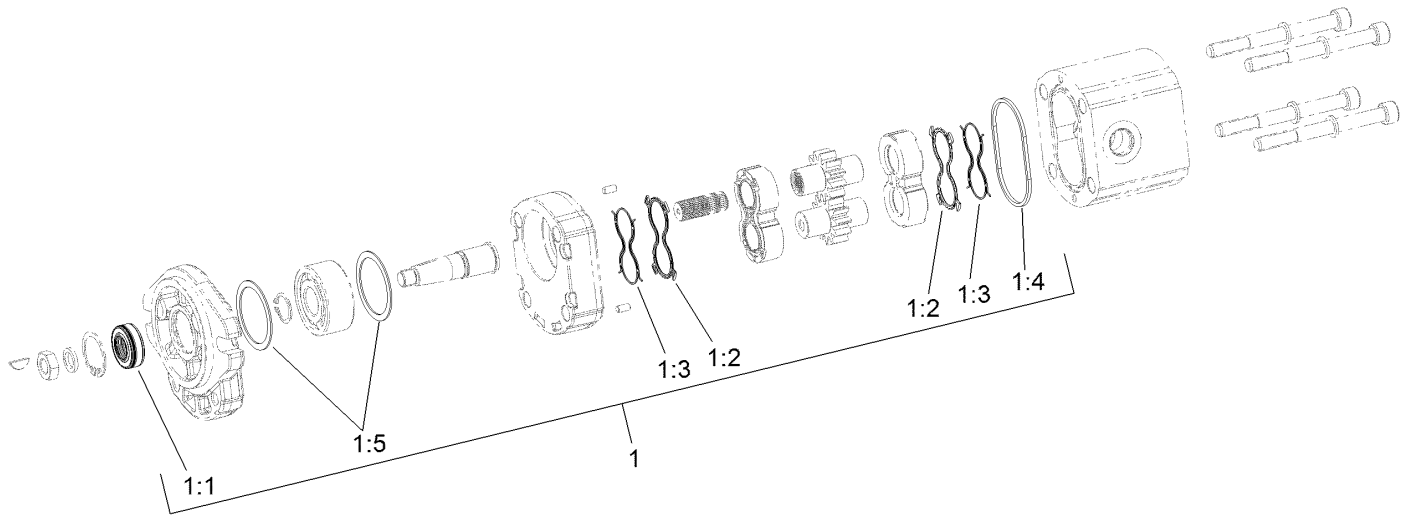
Radiator Mounting Assembly

Ref.	Part Number	Qty.	Description	Ref.	Part Number	Qty.	Description
1	121-3084-03	1	Mount-Radiator	18:2	115-4393	1	Seal-Plenum
2	121-3085-0P	1	Plate-Crossover	19	121-3143	1	Hose-Air Cleaner, Inlet
3	125-4615	1	Shroud-Radiator, Upper	21	46-6560	1	Bushing
4	121-3106	1	Shroud-Radiator, Lower	22	46-6550	1	Fitting-Elbow, 90 DEG
5	3234-11	4	Screw-HHF	23	121-3087	2	Seal-Foam, Hood
6	3256-3	8	Washer-Flat	24	121-3086-0P	2	Bracket-Seal Hood
7	2412-81	2	Clamp-R	25	32144-41	2	Screw-Taptite
8	3234-30	8	Screw-HHF	26	1-603903	6	Spacer
9	105-9858	1	Seal-Bulb	27	117-4766	1	Decal-Warning, Fan
10	114-3828	1	Seal-Bulb	28	117-4782	1	Seal-Bulb
11	120-5571	1	Coolant Reservoir ASM	29	92-2379	4	Clamp-Hose
11:1	87-7050	1	Cap-Reservoir	30	3290-467	2	Pin-Hair
12	110-3258	1	Hose-Fuel	31	125-4609-0P	1	Bracket-Tank, Mount
13	104-8300	18	Nut-HF, NI	32	3274-55	2	Screw-HSBH
14	3234-47	8	Screw-HHF	33	327-4	2	Screw-HH
15	3234-36	4	Screw-HHF	34	109-0282	1	Hose-Fuel
16	3234-7	4	Screw-HHF	35	3253-8	2	Washer-Lock
17	32128-43	4	Nut-Flange	36	109-0273	1	Hose-Fuel
18	115-4363	1	Plenum ASM	37	92-2379	1	Clamp-Hose



Radiator and Fan Assembly

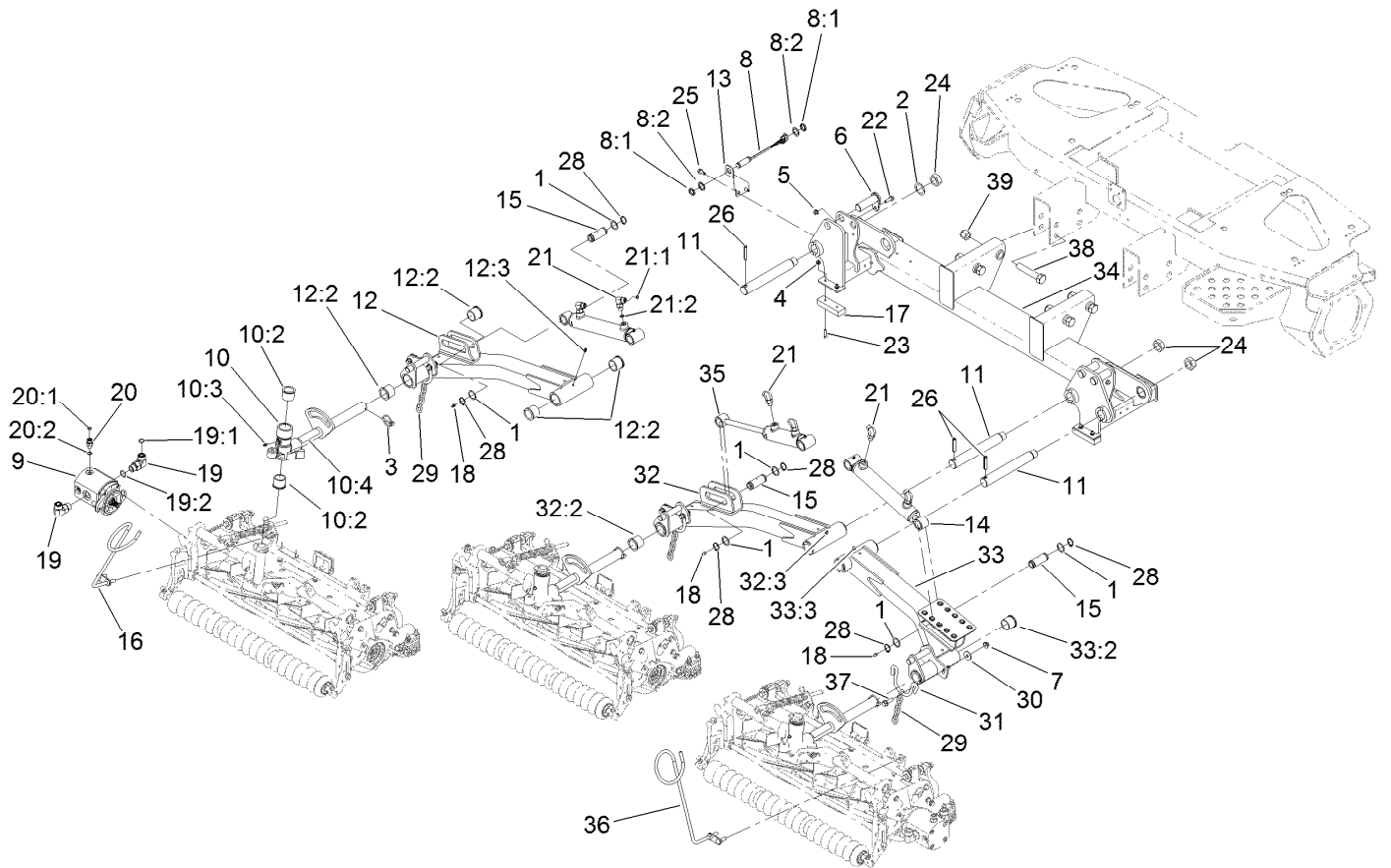
Ref.	Part Number	Qty.	Description	Ref.	Part Number	Qty.	Description
1	132-6161	1	Radiator/Oil Cooler	15	115-8486	4	Screw-HH
1:1	115-7766	1	Cap-Radiator	16	3256-25	2	Washer-Flat
1:1:1	106-6755	1	Decal-Cap, Radiator	17	324-5	2	Screw-HH
2	137-5594	1	Mount-Fan	18	3296-48	2	Nut-Hex
3	99-6810	6	Screw-HHF	19	125-4610	2	Shim-Support
4	104-7201	6	Nut-HF, NI	20	138-6945	1	Tube ASM
6	137-5571	1	Hydraulic Motor ASM	20:1	237-22	1	O-Ring
7	340-4	2	Fitting-Straight	21	138-6943	1	Tube ASM
7:1	237-30	1	O-Ring	21:1	237-30	1	O-Ring
7:2	237-79	1	O-Ring	22	138-6944	1	Tube ASM
8	340-2	1	Fitting-Straight	22:1	237-30	1	O-Ring
8:1	237-22	1	O-Ring	23	340-129	2	Fitting-Elbow, 90 DEG
8:2	237-42	1	O-Ring	23:1	237-146	1	O-Ring
9	114-3825	1	Fan	23:2	340-65	1	O-Ring
10	117-2364	1	Hub-Fan	24	340-127	2	Nut-Bulkhead
11	121-1476	1	Hose-Radiator, Upper	25	340-70	1	Nut-Lock
12	121-1477	1	Hose-Radiator, Lower	26	105-3921	1	Fitting-Plug
13	2412-111	4	Clamp-Hose, W/Liner	26:1	237-146	1	O-Ring
14	80-6990	4	Washer-Hardened	27	304-46	1	Draincock



Hydraulic Motor Assembly No. 137-5571

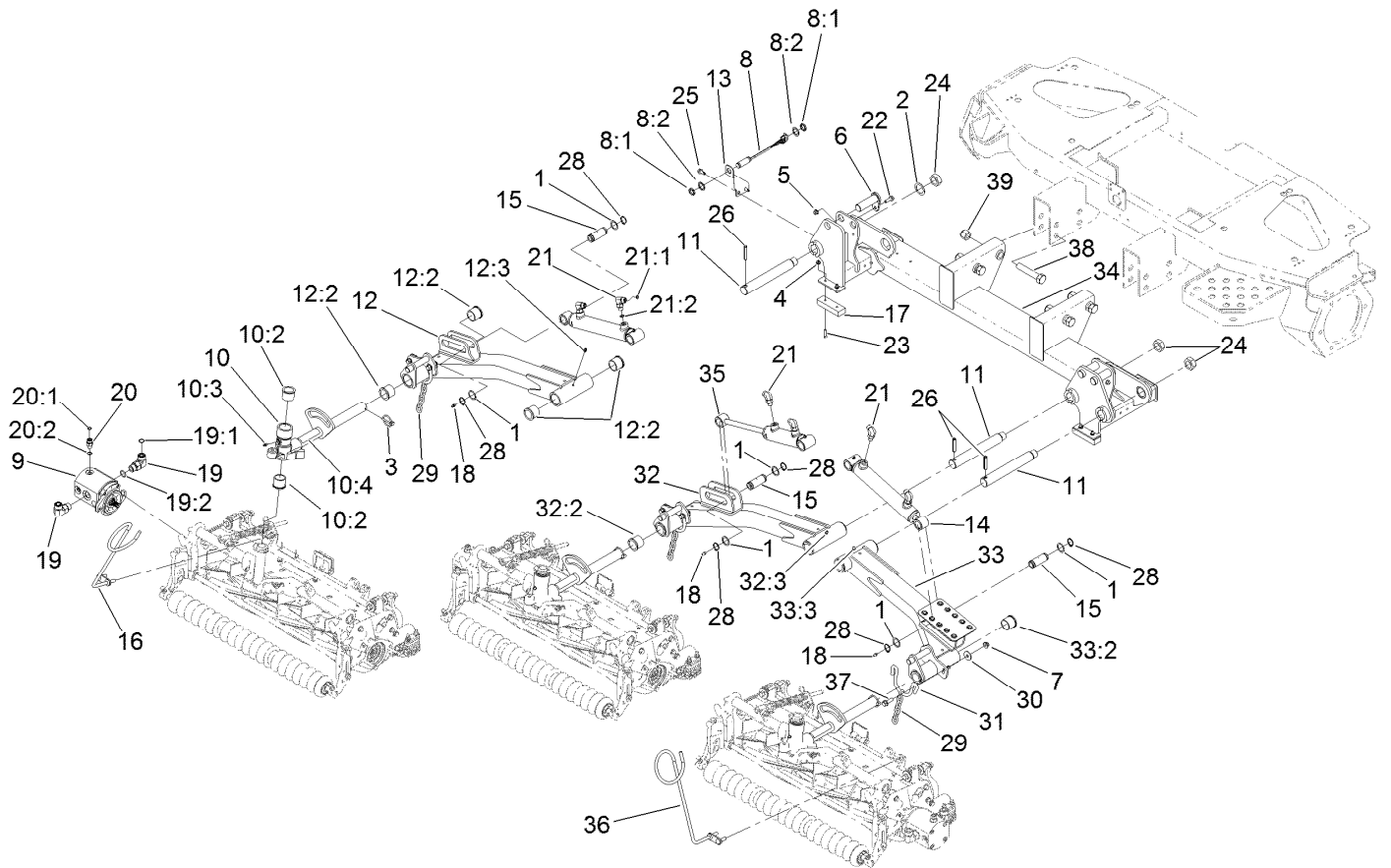
<i>Ref.</i>	<i>Part Number</i>	<i>Qty.</i>	<i>Description</i>
1	139-1019	1	Seal Kit
1:1		1	Seal-Shaft ●
1:2		2	Seal-Plate, Balancing ●
1:3		2	Seal-Anti Extrusion ●
1:4		1	O-Ring (Housing) ●
1:5		2	Seal-Square ●

● Not serviced separately



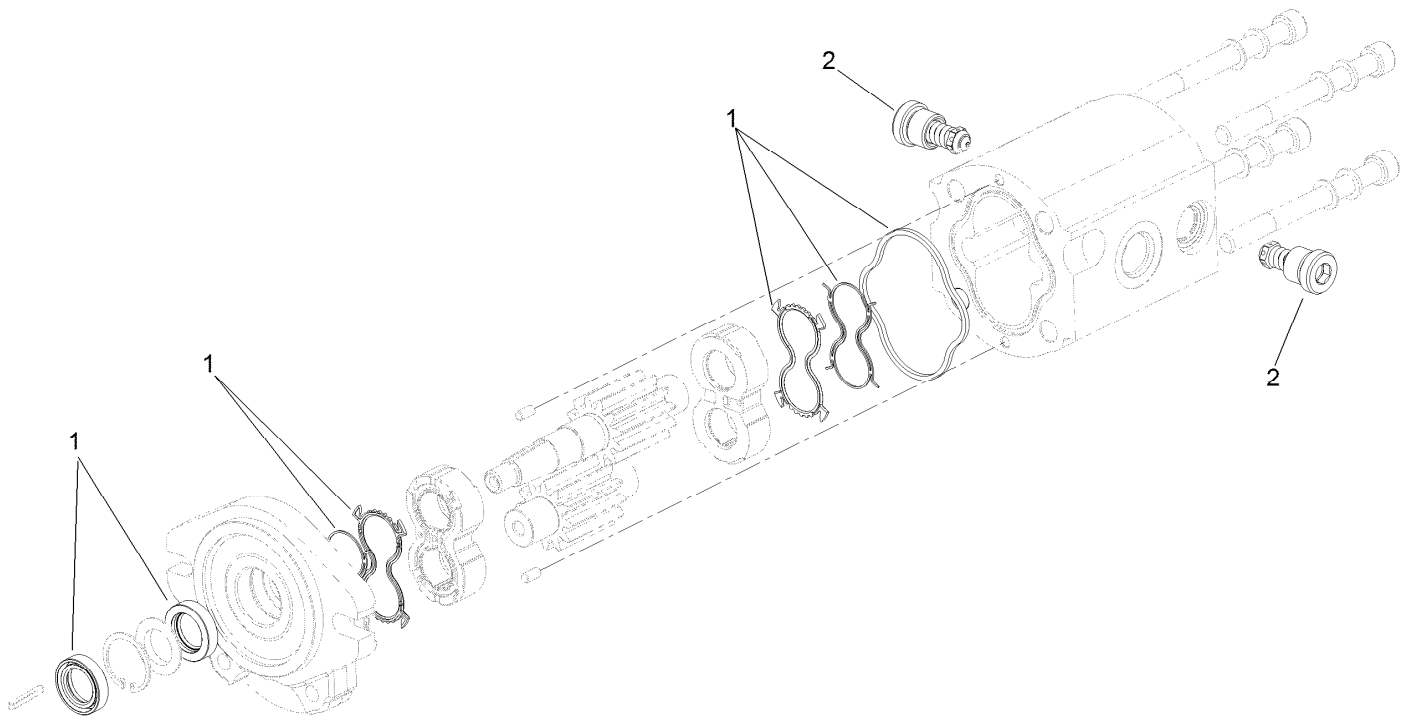
Front Reel Lift Assembly

Ref.	Part Number	Qty.	Description	Ref.	Part Number	Qty.	Description
1	5-1550	6	Washer	15	119-3894	3	Pin-Plain
2	76-2980	6	Washer-Thrust	16	139-5995	1	Guide-Hose, RH
3	92-1298	3	Pin-Lynch	17	125-1657	2	Bumper-Pad, Recessed
4	104-7201	4	Nut-HF, NI	18	302-5	3	Fitting-Grease
5	104-8300	3	Nut-HF, NI	19	340-17	6	Fitting-Elbow, 90 DEG
6	125-1906	3	Pin-Cylinder	19:1	237-65	1	O-Ring
7	104-8301	6	Nut-HF, NI	19:2	237-80	1	O-Ring
8	115-5300	1	Proximity Switch ASM	20	340-2	3	Fitting-Straight
8:1	117-3207	2	Nut-Hex	20:1	237-22	1	O-Ring
8:2	117-3208	2	Washer-Lock, Internal Tooth	20:2	237-42	1	O-Ring
9	115-8250	3	Gear Motor ASM	21	340-77	6	Fitting-Elbow, 90 DEG
10	138-1249	3	Pivot Yoke ASM	21:1	237-22	1	O-Ring
10:2	104-0015	2	Bushing-Flange	21:2	237-42	1	O-Ring
10:3	302-5	1	Fitting-Grease	22	3234-17	3	Screw-HHF
10:4	110-9642	1	Decal-Warning	23	3274-9	4	Screw-HSH
11	119-1499	3	Pin-Pivot	24	3296-49	3	Nut-Lock, NI
12	119-1505	1	#5 Lift Arm ASM	25	32104-32	2	Screw-HWH
12:2	104-0015	4	Bushing-Flange	26	32121-110	3	Pin-Roll, Slotted
12:3	302-5	2	Fitting-Grease	28	32151-36	6	Ring-Retaining
13	119-1506	1	Bracket-Switch	29	5-1096	3	Chain-Lift
14	125-1660	2	Cylinder-HYD	30	63-8410	6	Washer



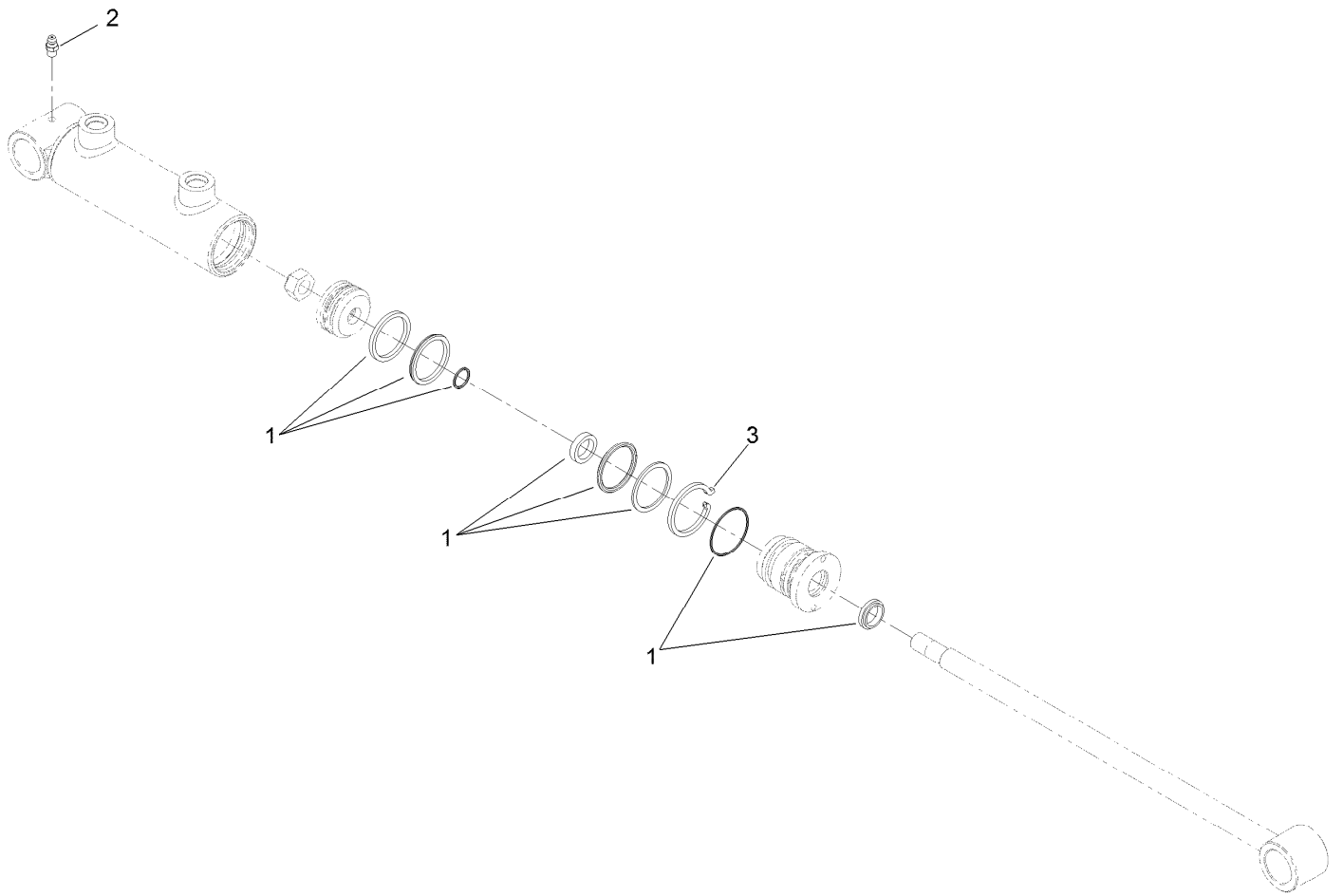
Front Reel Lift Assembly (continued)

<i>Ref.</i>	<i>Part Number</i>	<i>Qty.</i>	<i>Description</i>	<i>Ref.</i>	<i>Part Number</i>	<i>Qty.</i>	<i>Description</i>
31	110-0922	3	Hoop-Chain	34	119-1508-03	1	Frame-Carrier, Front
32	119-1501	1	#1 Lift Arm ASM	35	125-1658	1	Cylinder-HYD
32:2	104-0015	4	Bushing-Flange	36	139-5996	1	Hose Guide ASM-LH
32:3	302-5	2	Fitting-Grease	37	119-4061	6	Screw-HHF
33	119-1504	1	#4 Lift Arm ASM	38	328-7	4	Screw-HH
33:2	104-0015	4	Bushing-Flange	39	3296-51	4	Nut-Lock, NI
33:3	302-5	2	Fitting-Grease				



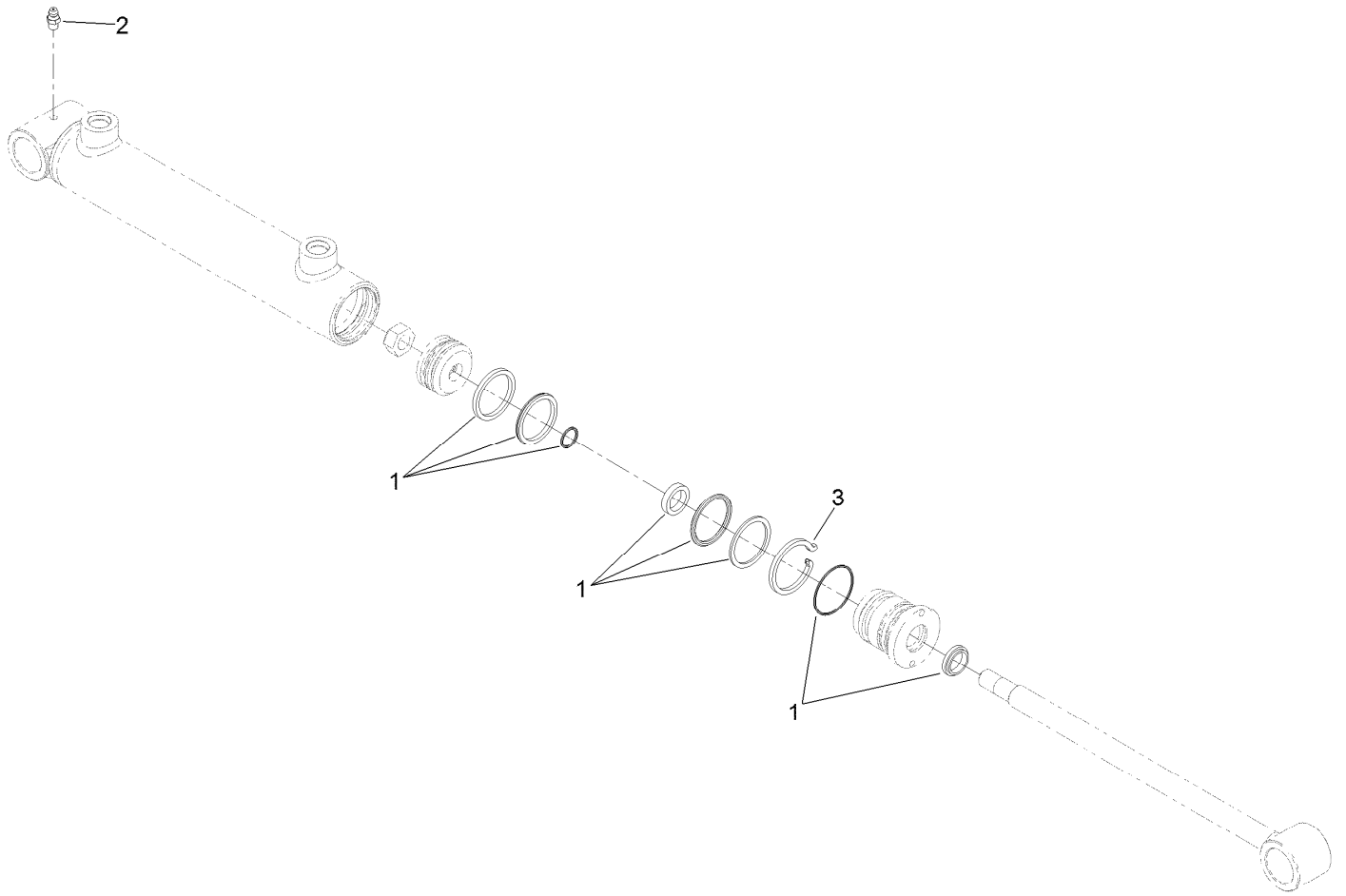
Gear Motor Assembly No. 115-8250

<i>Ref.</i>	<i>Part Number</i>	<i>Qty.</i>	<i>Description</i>
1	125-1682	1	Motor Seal Kit
2	117-5107	2	Valve-Check



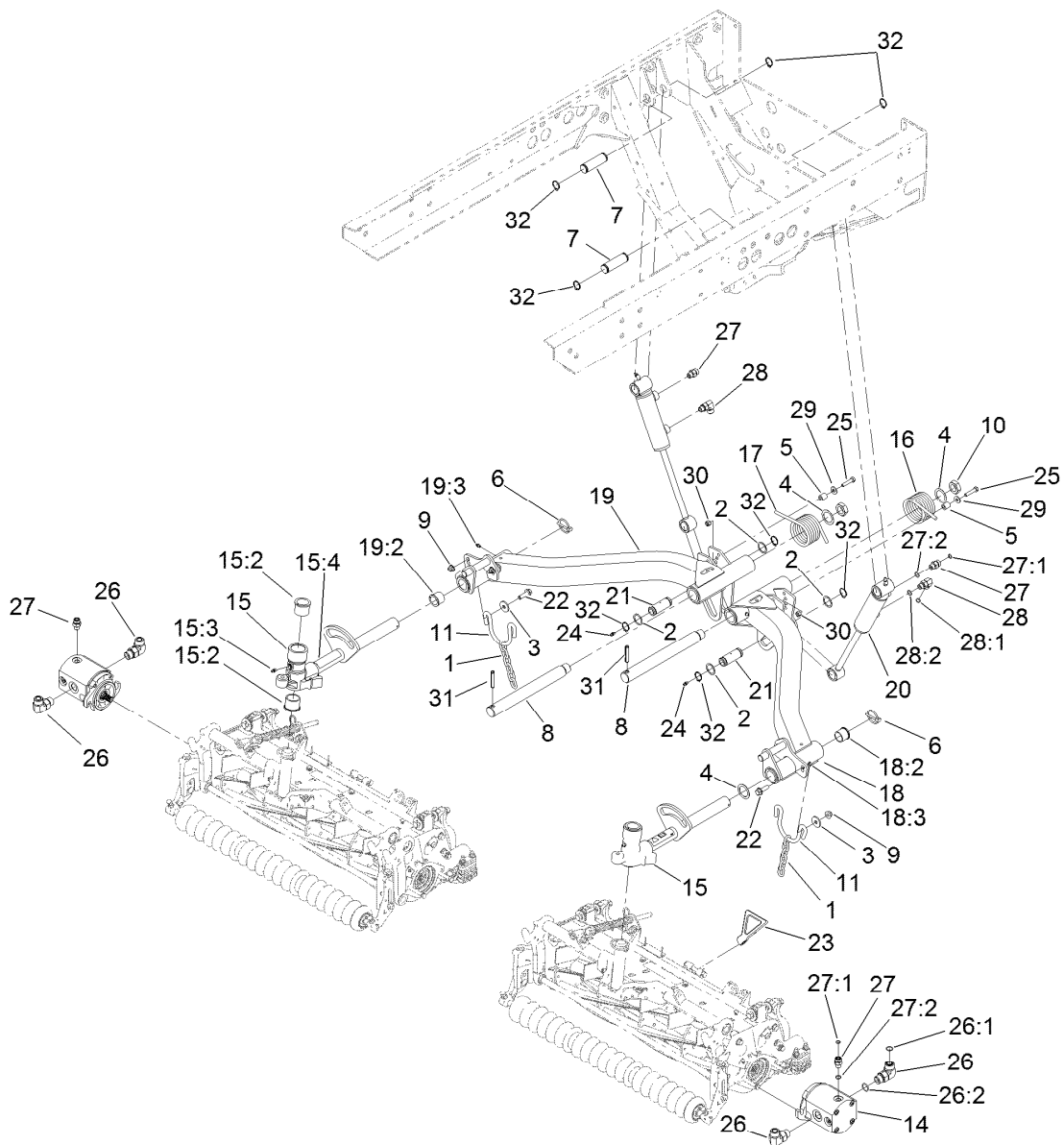
Hydraulic Cylinder Assembly No. 125-1658

<i>Ref.</i>	<i>Part Number</i>	<i>Qty.</i>	<i>Description</i>
1	125-1680	1	Cylinder Repair Kit
2	302-5	1	Fitting-Grease
3	84-1680	1	Ring-Retaining



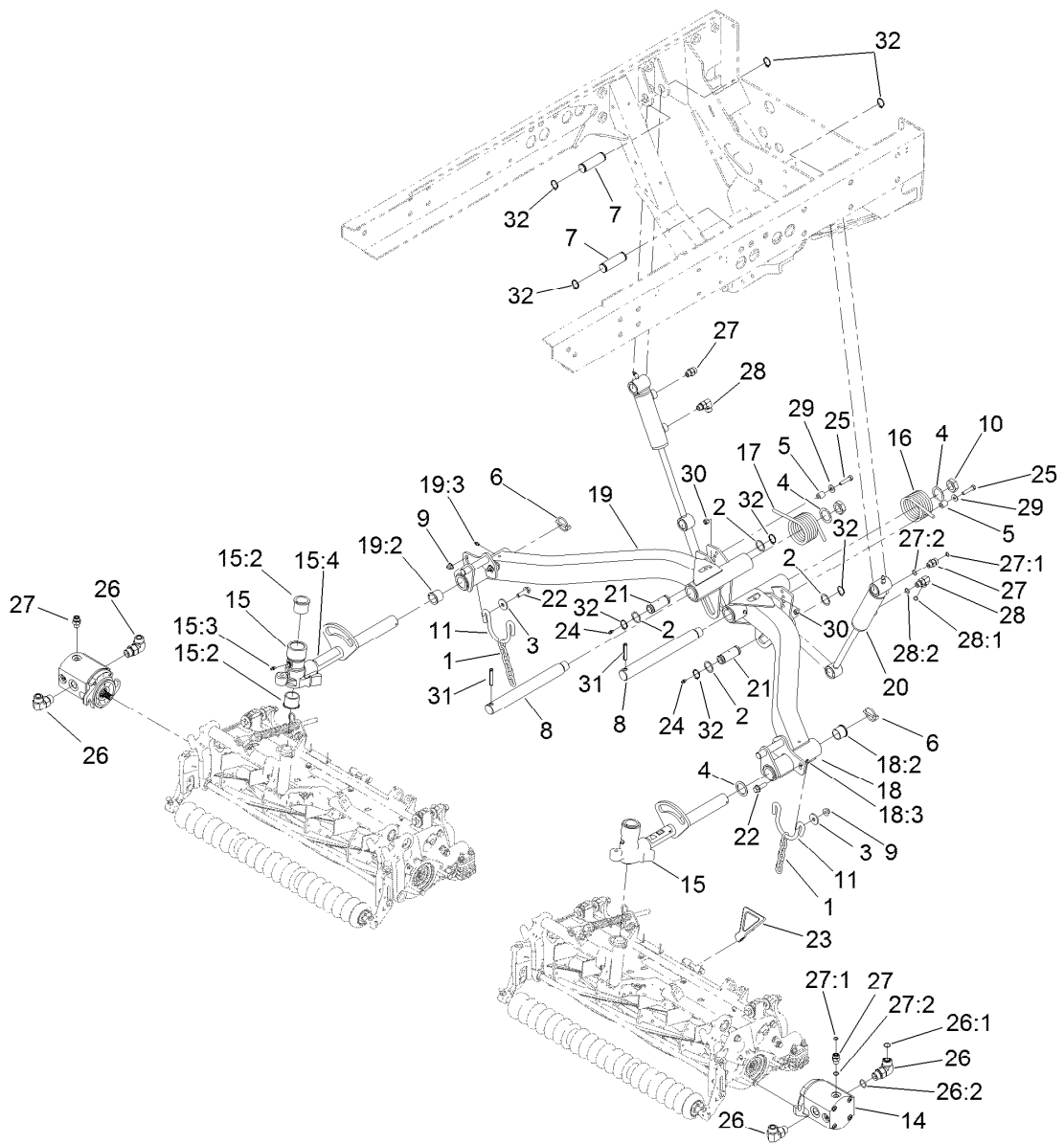
Hydraulic Cylinder Assembly No. 125-1660

<i>Ref.</i>	<i>Part Number</i>	<i>Qty.</i>	<i>Description</i>
1	125-1680	1	Cylinder Repair Kit
2	302-5	1	Fitting-Grease
3	84-1680	1	Ring-Retaining



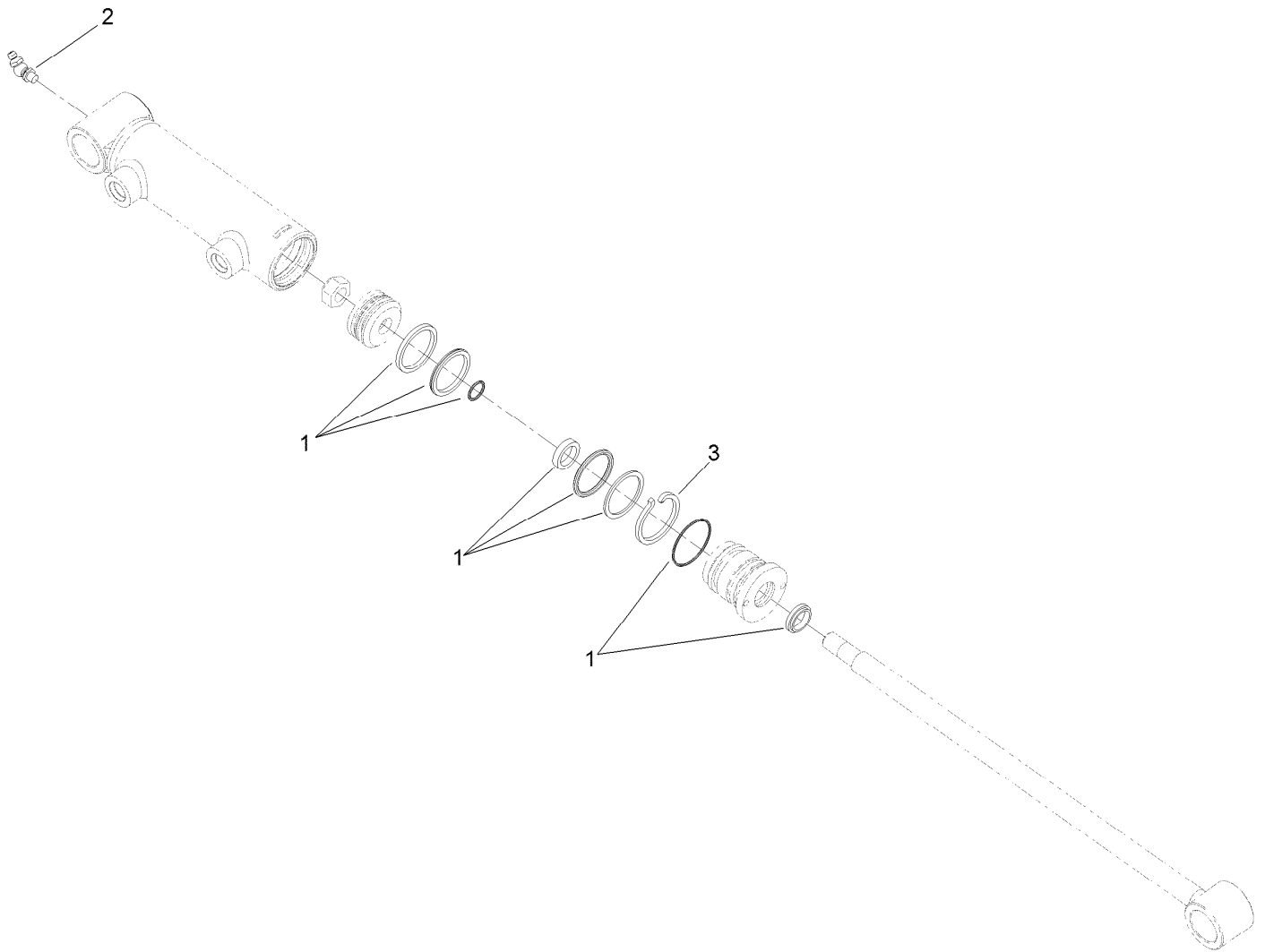
Rear Reel Lift Assembly

Ref.	Part Number	Qty.	Description	Ref.	Part Number	Qty.	Description
1	5-1096	2	Chain-Lift	19	119-1503	1	#3 Lift Arm ASM
2	5-1550	4	Washer	19:2	104-0015	4	Bushing-Flange
3	63-8410	4	Washer	19:3	302-5	2	Fitting-Grease
4	76-2980	4	Washer-Thrust	20	125-1659	2	Cylinder-HYD
5	82-6840	2	Spacer	21	119-3894	2	Pin-Plain
6	92-1298	2	Pin-Lynch	22	119-4061	4	Screw-HHF
7	92-7548	2	Pin-Cylinder	23	119-8010	1	Kickstand-Cu
8	95-7158	2	Pin-Pivot	24	302-5	2	Fitting-Grease
9	104-8301	4	Nut-HF, NI	25	322-7	2	Screw-HH
10	3296-49	2	Nut-Lock, NI	26	340-17	4	Fitting-Elbow, 90 DEG
11	110-0922	2	Hoop-Chain	26:1	237-65	1	O-Ring
14	115-8250	2	Gear Motor ASM	26:2	237-80	1	O-Ring
15	138-1249	2	Pivot Yoke ASM	27	340-2	4	Fitting-Straight
15:2	104-0015	2	Bushing-Flange	27:1	237-22	1	O-Ring
15:3	302-5	1	Fitting-Grease	27:2	237-42	1	O-Ring
15:4	110-9642	1	Decal-Warning	28	340-77	2	Fitting-Elbow, 90 DEG
16	119-1480	1	Spring-Torsion, LH	28:1	237-22	1	O-Ring
17	119-1481	1	Spring-Torsion, RH	28:2	237-42	1	O-Ring
18	119-1502	1	#2 Lift Arm ASM	29	3256-3	2	Washer-Flat
18:2	104-0015	4	Bushing-Flange	30	3296-29	2	Nut-Lock, NI
18:3	302-5	2	Fitting-Grease				



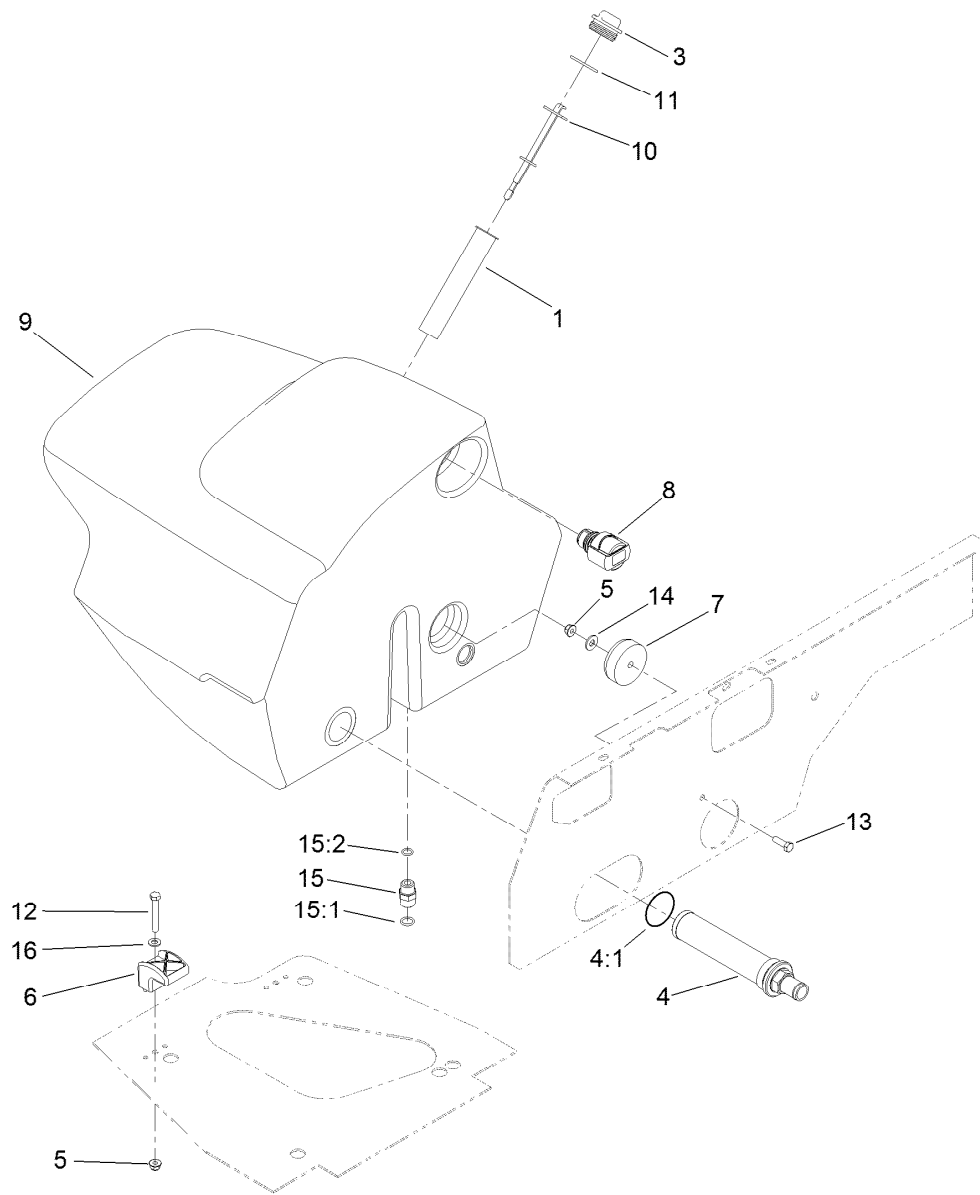
Rear Reel Lift Assembly (continued)

<i>Ref.</i>	<i>Part Number</i>	<i>Qty.</i>	<i>Description</i>
31	32121-110	2	Pin-Roll, Slotted
32	32151-36	8	Ring-Retaining



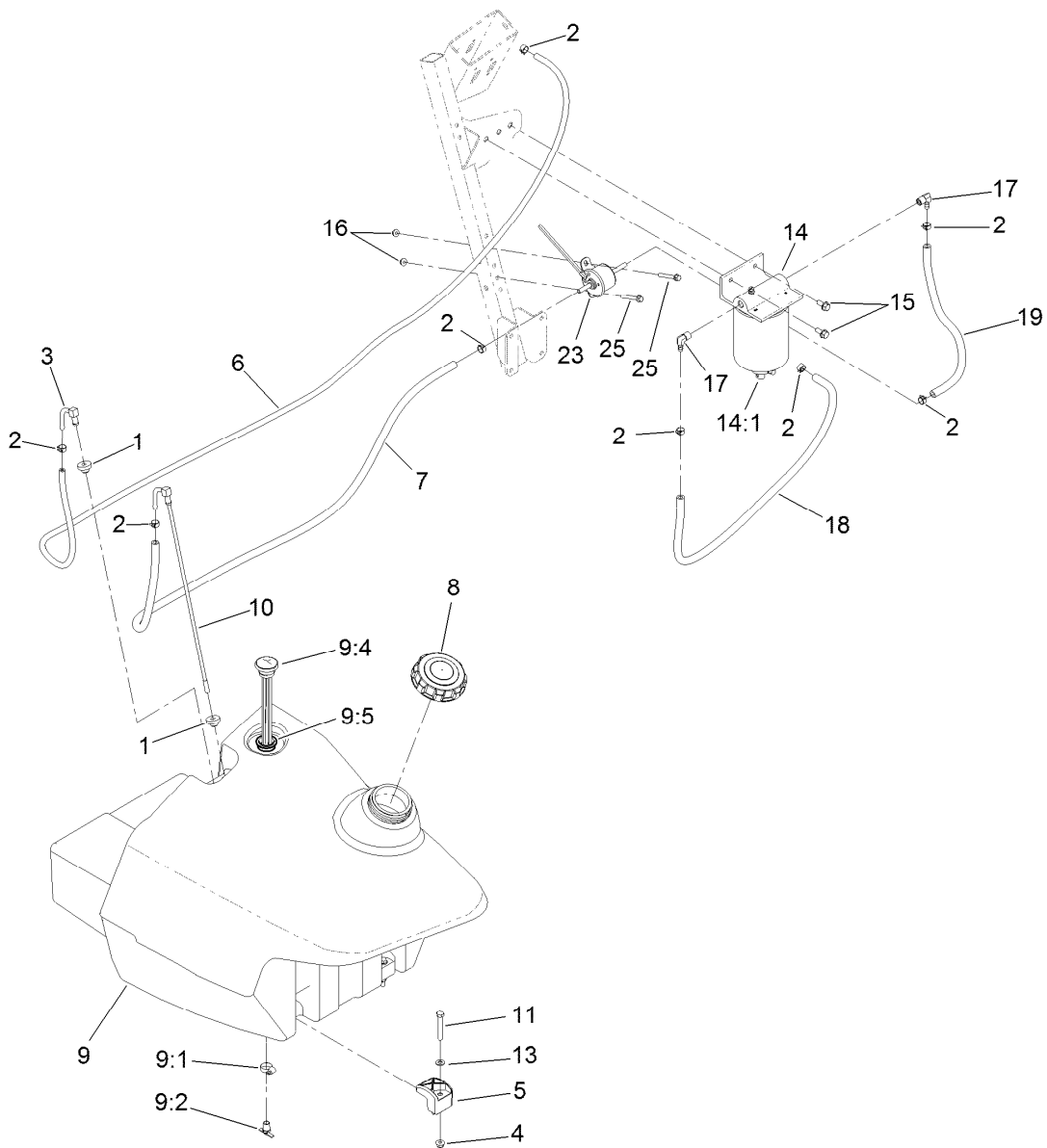
Hydraulic Cylinder Assembly No. 125-1659

<i>Ref.</i>	<i>Part Number</i>	<i>Qty.</i>	<i>Description</i>
1	125-1680	1	Cylinder Repair Kit
2	302-10	1	Fitting-Grease
3	84-1680	1	Ring-Retaining



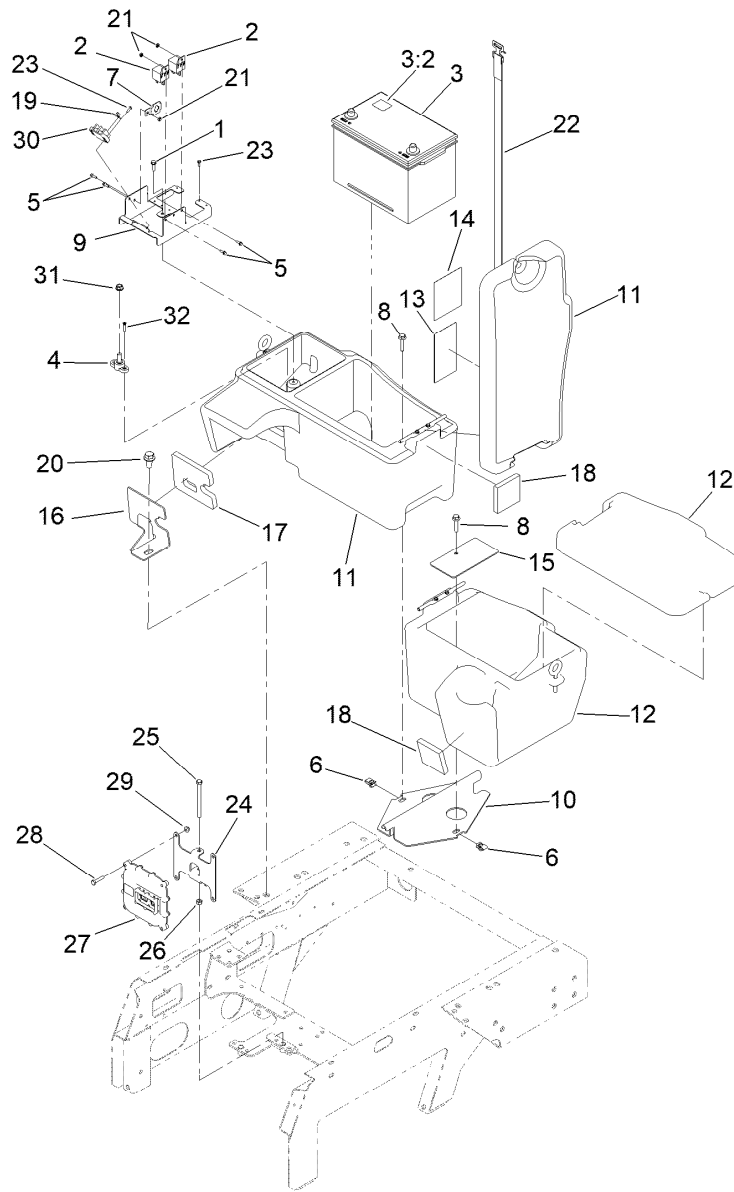
Hydraulic Tank Assembly

<i>Ref.</i>	<i>Part Number</i>	<i>Qty.</i>	<i>Description</i>	<i>Ref.</i>	<i>Part Number</i>	<i>Qty.</i>	<i>Description</i>
1	61-2790	1	Filter-Screen	10	119-6968	1	Dipstick-Oil
3	93-7498	1	Plug-Plastic	11	237-101	1	O-Ring
4	104-7546	1	Tank Strainer ASM	12	322-11	2	Screw-HH
4:1	340-136	1	O-Ring	13	322-5	1	Screw-HH
5	104-8300	3	Nut-HF, NI	14	3256-3	1	Washer-Flat
6	107-4543	2	Clamp	15	340-4	1	Fitting-Straight
7	108-1605	1	Bumper-Recess	15:1	237-30	1	O-Ring
8	115-9793	1	Breather	15:2	237-79	1	O-Ring
9	119-0017	1	Tank-HYD	16	3256-23	2	Washer-Plain



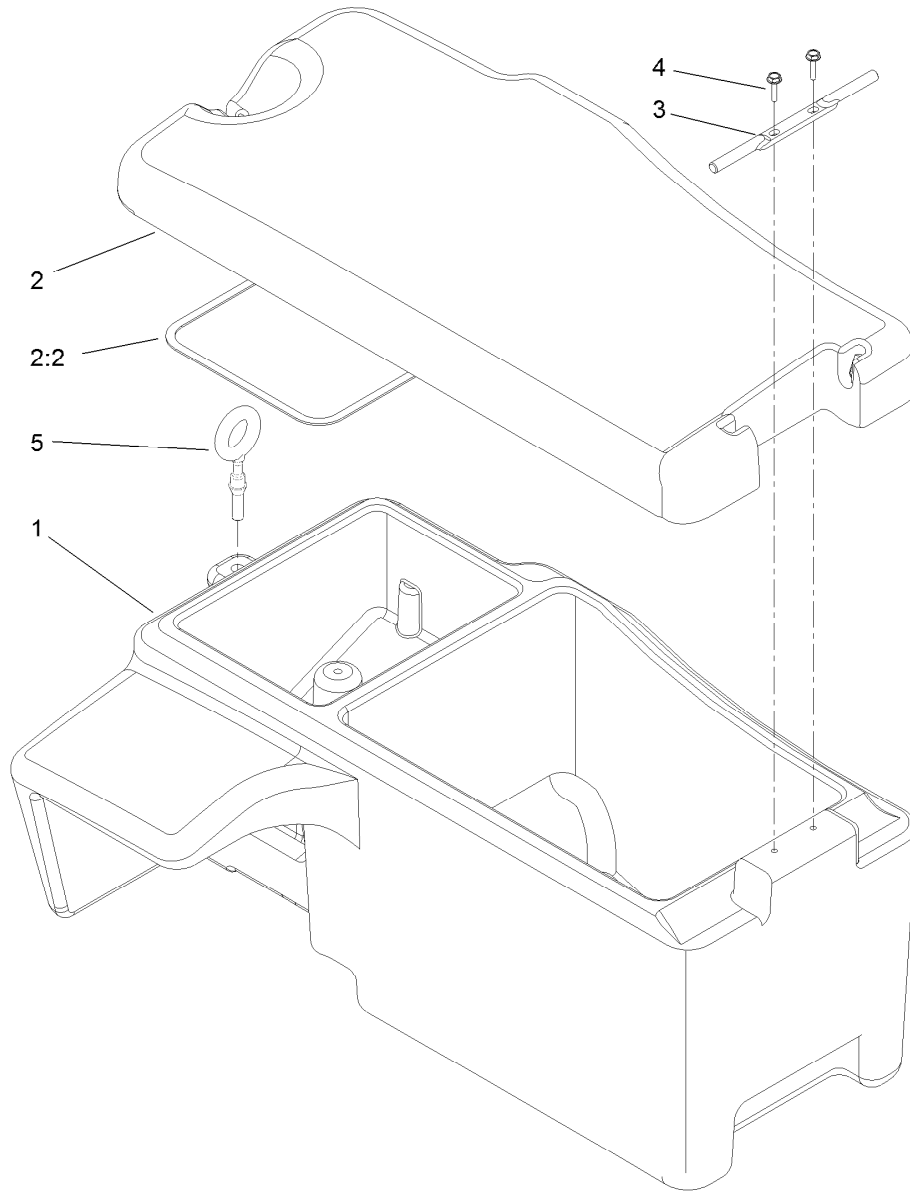
Fuel System Assembly

<i>Ref.</i>	<i>Part Number</i>	<i>Qty.</i>	<i>Description</i>	<i>Ref.</i>	<i>Part Number</i>	<i>Qty.</i>	<i>Description</i>
1	46-6560	2	Bushing	9:5	95-8972	1	Grommet
2	92-2379	8	Clamp-Hose	10	115-4354	1	Tube-Suction, Fuel
3	121-3127	1	Fitting-Return	11	322-11	2	Screw-HH
4	104-8300	2	Nut-HF, NI	13	3256-23	2	Washer-Plain
5	107-4543	2	Clamp	14	125-2914	1	Filter-Separator
6	119-0577	1	Hose-Fuel	14:1	125-2915	1	Filter-Fuel/Water Separator
7	110-8802	1	Hose-Fuel	15	3234-5	2	Screw-HHF
8	125-9172	1	Cap-Fuel, Diesel, Ultra Low Sulfur	16	104-7201	2	Nut-HF, NI
9	115-4353	1	Fuel Tank ASM	17	353-781	2	Fitting-HYD, 90
9:1	2412-36	1	Clamp-Hose	18	110-6186	1	Hose-Fuel
9:2	304-46	1	Draincock	19	110-4113	1	Hose-Fuel
9:4	117-4790	1	Guage-Fuel	23	121-5613	1	Pump-Fuel, Electric
				25	3234-34	2	Screw-HHF



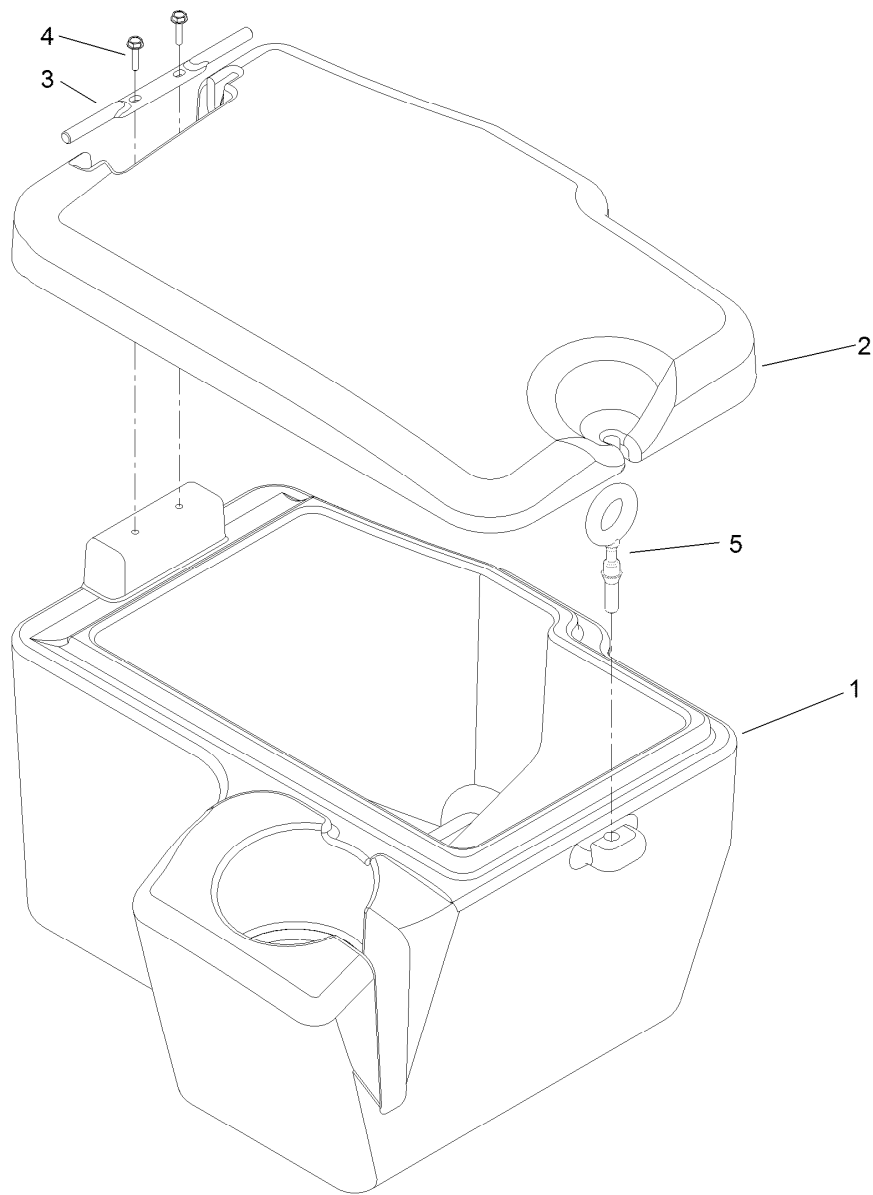
Battery and Storage Box Assembly

Ref.	Part Number	Qty.	Description	Ref.	Part Number	Qty.	Description
1	46-8091	1	Screw-HWH	17	117-4775	1	Seal-Battery Box
2	99-7435	2	Relay	18	117-4783	2	Seal-Foam
3	139-1005	1	Battery Kit	19	42863	1	Strip-Jumper
3:2	139-1006	2	Decal	20	3234-6	1	Screw-HHF
4	110-8822	1	Block-Junction	21	3296-54	3	Nut-Lock
5	112-3169	3	Screw-HHF, Serrated	22	3339-175	1	Strapping-Web
6	112-3306	2	Nut	23	32144-87	6	Screw-HWHTF
7	114-5502	1	Clip-Fuse	24	117-2360-0P	1	Bracket-Controller Mount
8	115-1794	2	Screw-HHF	25	322-19	1	Screw-HH
9	115-4356-0P	1	Mount-Fuse Blocks	26	3217-6	1	Nut-Hex
10	115-4387-0P	1	Support-Box, Storage	27	114-3321	1	Controller-Tec
11	115-9100	1	Box-Storage, Battery	28	321-8	4	Screw-HH
12	115-9101	1	Box-Storage	29	104-7201	4	Nut-HF, NI
13	138-6983	1	Decal-Service	30	42862	1	Block-Terminal, Ground
14	125-4605	1	Decal-Fuse	31	3290-357	1	Nut-HSF
15	117-4768-0P	1	Plate-Storage Box	32	93-0231	2	Screw-PPH
16	117-4774-0P	1	Clamp [primed]				



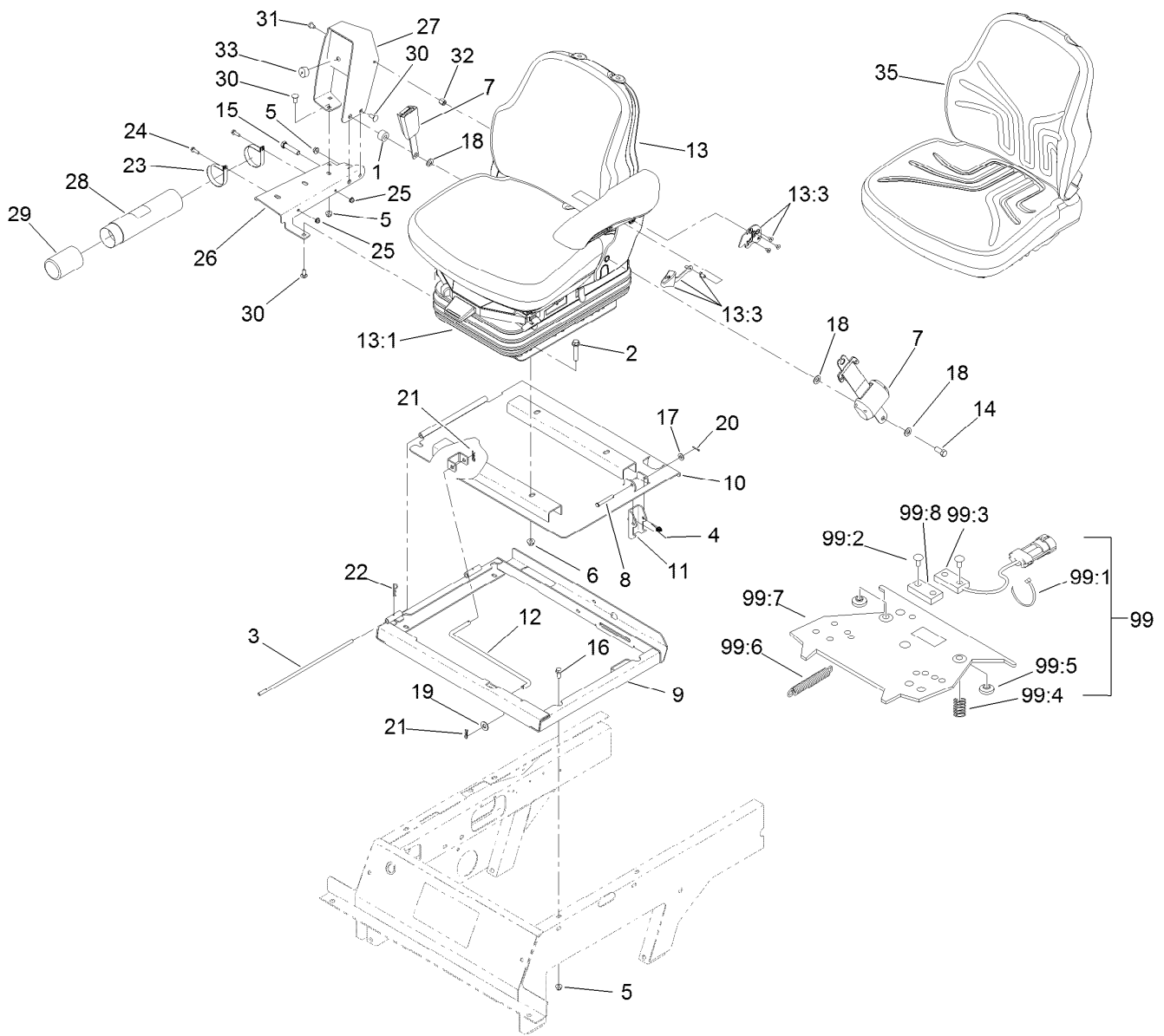
Battery Storage Box Assembly No. 115-9100

<i>Ref.</i>	<i>Part Number</i>	<i>Qty.</i>	<i>Description</i>
1	114-8124	1	Box-Storage, RH
2	115-4368	1	Cover ASM
2:2	115-4367	1	Seal-Cover
3	114-8132	1	Hinge-Cover
4	98-1375	2	Screw-HWH
5	115-4366	1	Latch-Rubber



Storage Box Assembly No. 115-9101

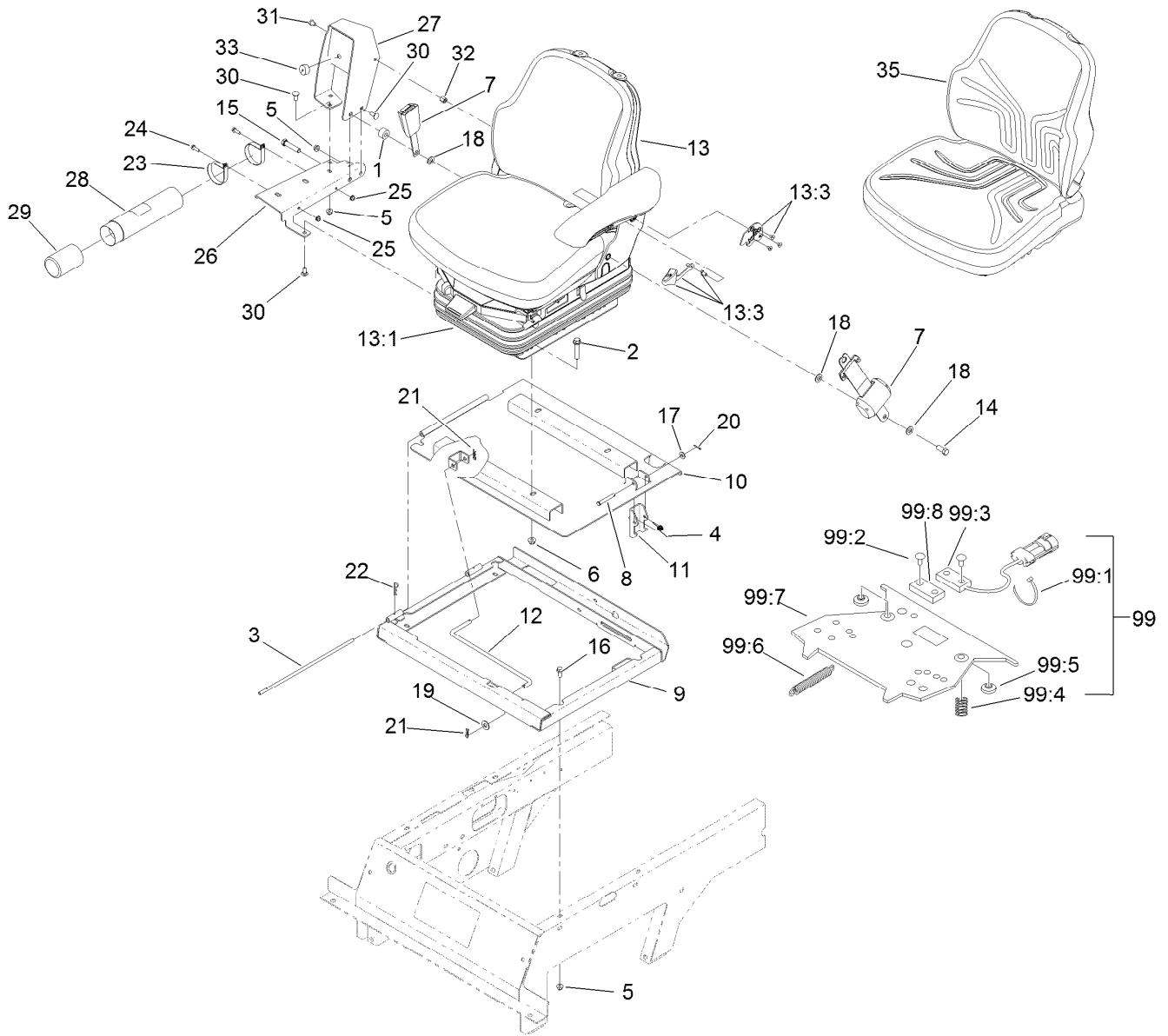
<i>Ref.</i>	<i>Part Number</i>	<i>Qty.</i>	<i>Description</i>
1	114-8123	1	Box-Storage, LH
2	114-8125	1	Cover-Storage Box, LH
3	114-8132	1	Hinge-Cover
4	98-1375	2	Screw-HWH
5	115-4366	1	Latch-Rubber



Seat Mount Assembly

Ref.	Part Number	Qty.	Description	Ref.	Part Number	Qty.	Description
1	17-7190	1	Spacer-Finger	17	3256-2	1	Washer-Flat
2	66-9302	4	Screw-HHF Lock	18	3256-25	3	Washer-Flat
3	75-3400	1	Shaft-Pivot, Seat	19	3256-4	2	Washer-Flat
4	104-4821	1	Spring-Torsion	20	3272-6	1	Pin-Cotter
5	104-8300	8	Nut-HF, NI	21	3290-307	4	Pin-Cotter
6	104-8301	4	Nut-HF, NI	22	3290-467	1	Pin-Hair
7	110-0413	1	Seatbelt-Retractable	23	107-1865	2	R-Clamp
8	110-0618	1	Pin-Clevis	24	32105-15	2	Screw-HWH
9	115-4400-03	1	Frame-Seat	25	104-7201	2	Nut-HF, NI
10	115-4411-03	1	Plate-Seat	26	130-1657-03	1	Channel-Support
11	115-4423-03	1	Latch-Seat Plate	27	130-1650-03	1	Control Panel ASM
12	117-4797-03	2	Rod-Seat Frame	28	104-7050	1	Tube-Manual
13	132-1302	1	Seat And Suspension ASM	29	104-7048	1	Cap-Housing
13:1	130-2702	1	Air Ride Seat Suspension	30	3230-23	4	Bolt-CARR
13:3	132-1304	1	Backrest Adjustment Kit	31	108-8646	1	Screw-HH, Lock
14	3212-4	1	Screw-HH	32	112-7405	1	Nut-Hex, Coupling
15	3212-8	1	Screw-HH	33	110-8911	1	Seal-Foam
16	3234-47	4	Screw-HHF	35	117-5676	1	Premium Seat ASM

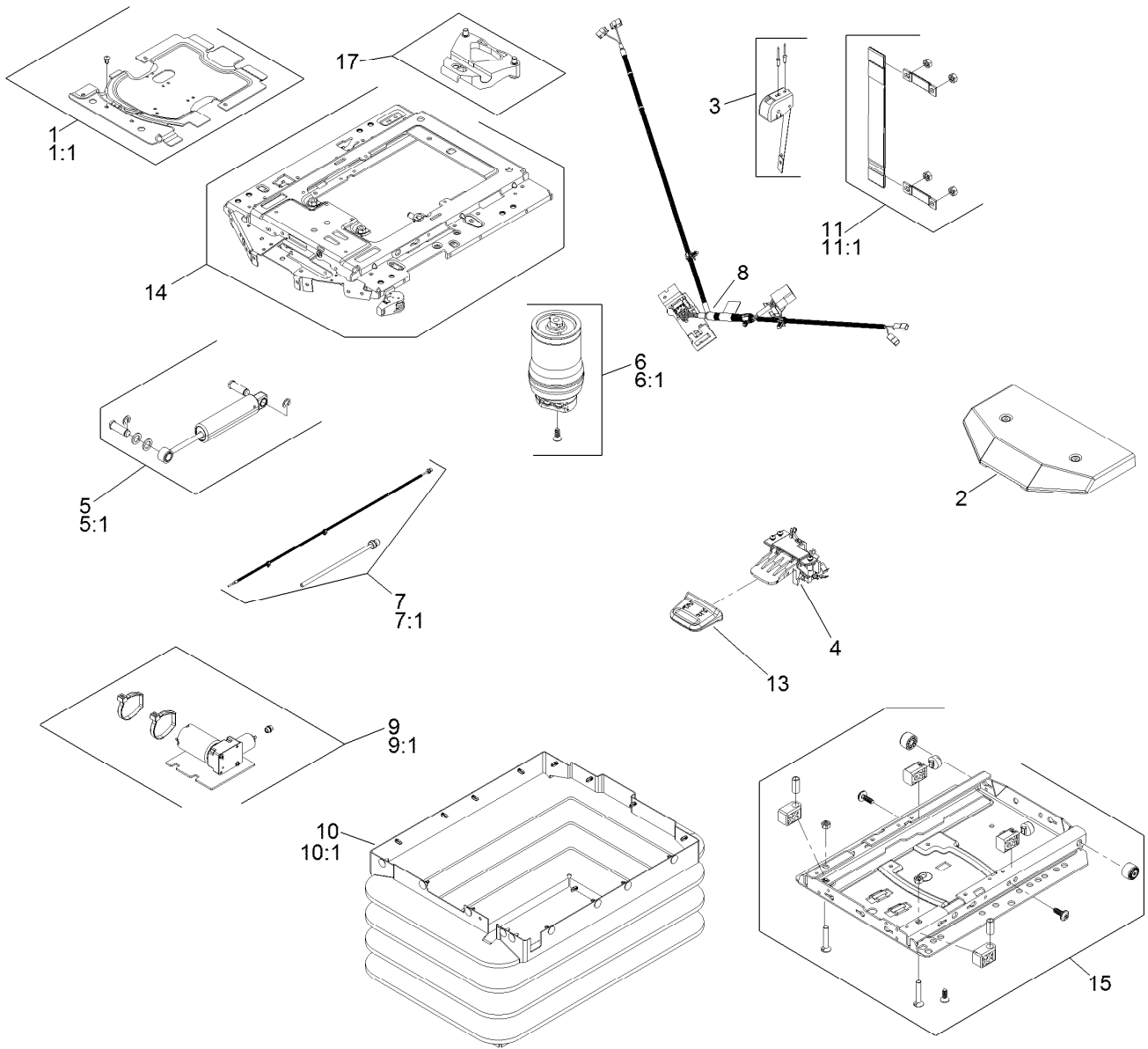
● Not serviced separately



Seat Mount Assembly (continued)

Ref.	Part Number	Qty.	Description	Ref.	Part Number	Qty.	Description
99	108-8024	1	Switch Kit	99:5		2	Bumper-Pressure Plate ●
99:1		3	Wire Tie ●	99:6		1	Spring-Extension ●
99:2		4	Rivet ●	99:7		1	Plate-Mounting ●
99:3		1	Sensor-Seat Switch ●	99:8		1	Magnet ●
99:4		2	Spring-Compression ●				

● Not serviced separately

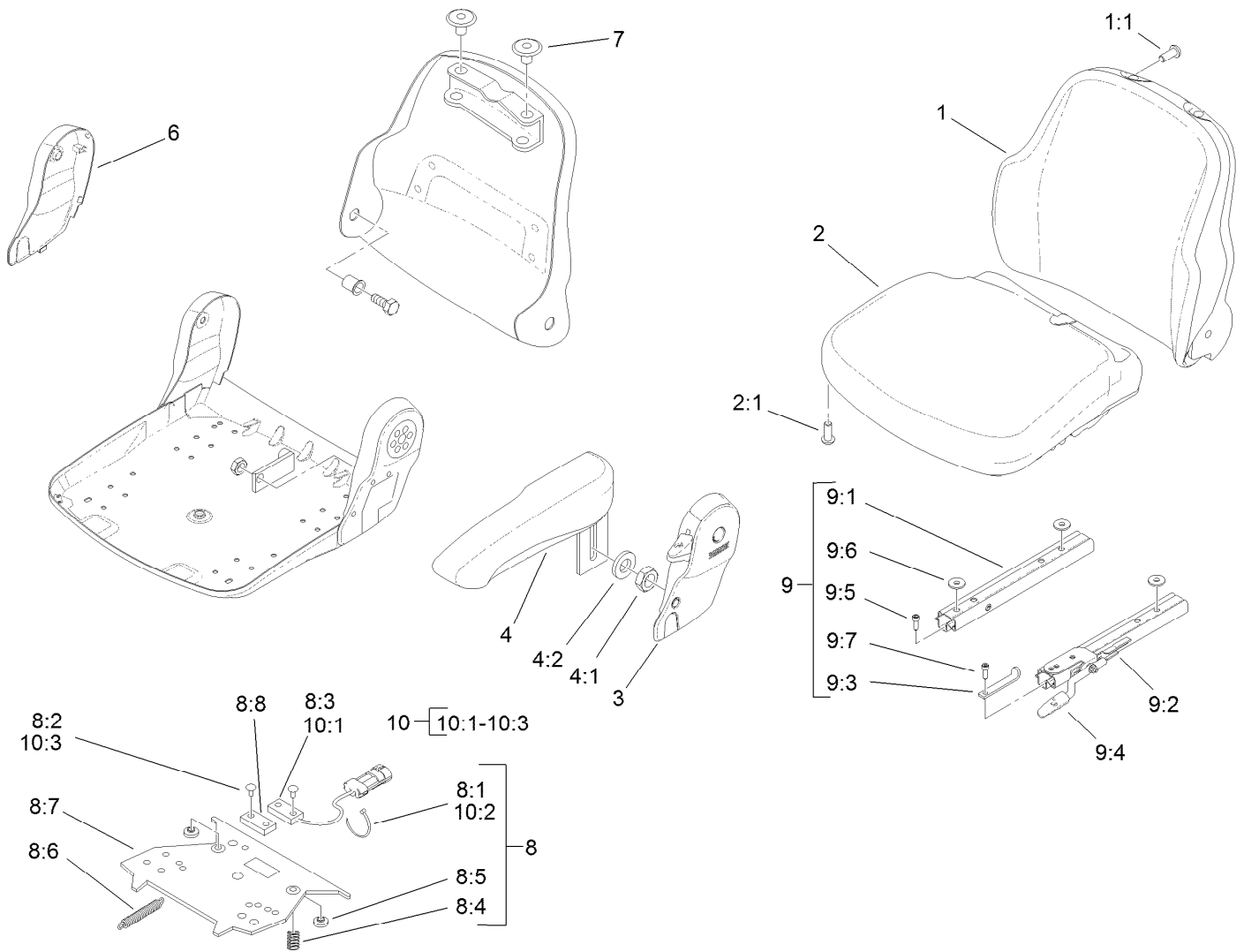


Seat Suspension Assembly No. 130-2702

Ref.	Part Number	Qty.	Description
1	130-2709	1	Cover ASM
1:1	130-2710	1	Cover Kit
2	108-8027	1	Cover
3	130-2711	1	Control-Level
4	108-8029	1	Valve-Control, Air
5	130-2712	1	Shock Absorber ASM
5:1	130-2713	1	Shock Absorber Kit
6	130-2714	1	Air Spring ASM
6:1	130-2715	1	Air Spring Kit
7	130-2716	1	Air Tube ASM
7:1	130-2717	1	Air Tube Kit
8	130-2718	1	Harness-Wire

Ref.	Part Number	Qty.	Description
9	130-2719	1	Compressor
9:1	130-2720	1	Compressor Kit
10	130-2721	1	Bellows ASM
10:1	130-2722	1	Bellows Kit
11	130-2723	1	Tether
11:1	130-2724	1	Tether Kit
12	130-2725	1	Wear Parts Kit ●
13	130-2726	1	Handle
14	130-2727	1	Upper Suspension Kit
15	130-2728	1	Lower Suspension Kit
16	130-2729	1	Adjuster Mounting Kit ●
17	130-2730	1	Limiter-Thrust

● Not illustrated

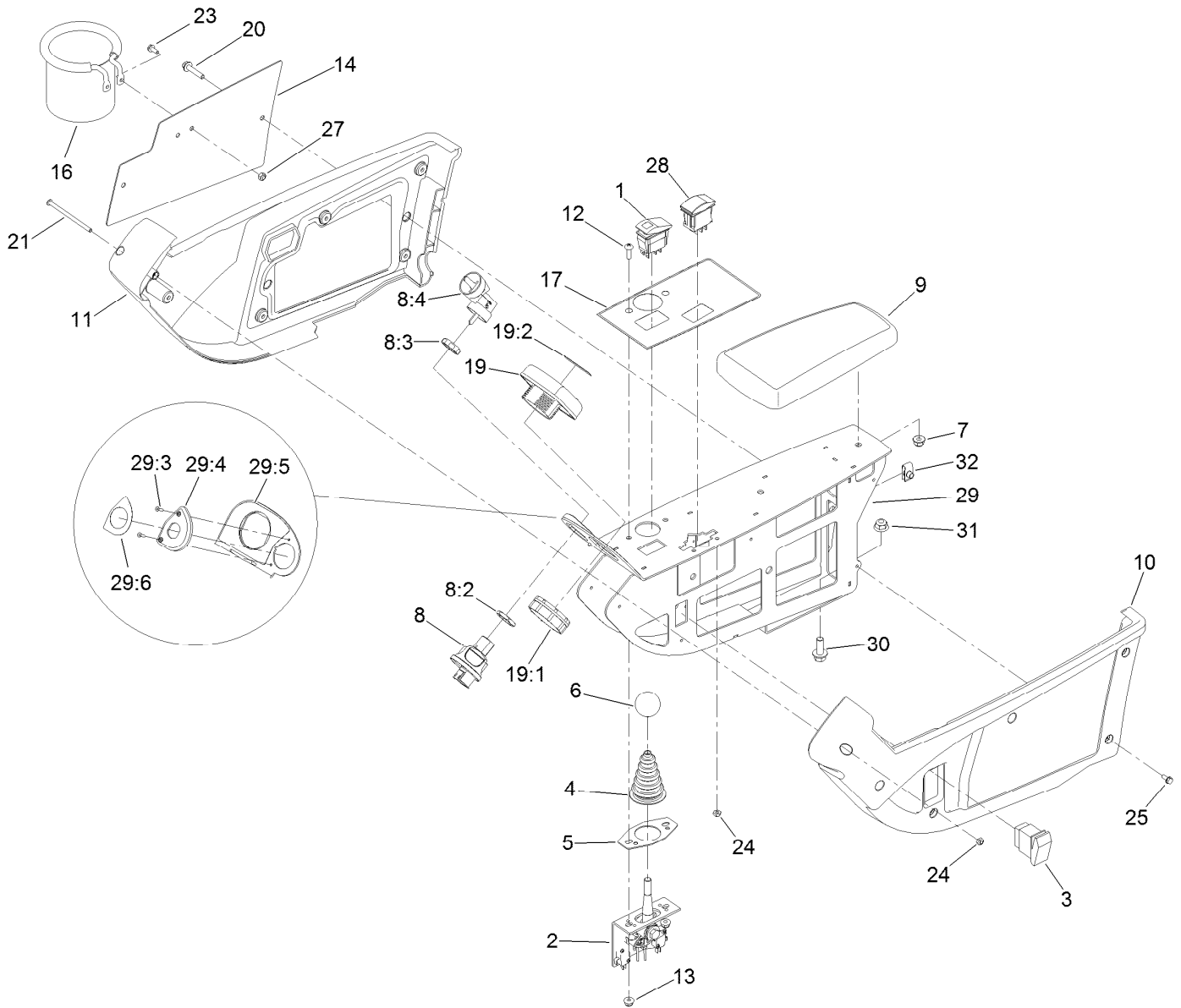


Vinyl Premium Seat Assembly No. 117-5676

Ref.	Part Number	Qty.	Description
1	108-8016	1	Backrest Cushion ASM
1:1	119-7742	4	Screw-Cushion
2	108-8017	1	Seat Cushion ASM
2:1	119-7742	3	Screw-Cushion
3	108-8018	1	Cover-Armrest
4	108-8019	1	LH Armrest ASM
4:1	82-9650	1	Nut
4:2	107-1198	1	Washer
6	108-8021	1	Cover-Armrest
7	108-8022	2	Cover-Black
8	108-8024	1	Switch Kit
8:1		3	Wire Tie ●
8:2		4	Rivet ●
8:3		1	Sensor-Seat Switch ●
8:4		2	Spring-Compression ●
8:5		2	Bumper-Pressure Plate ●

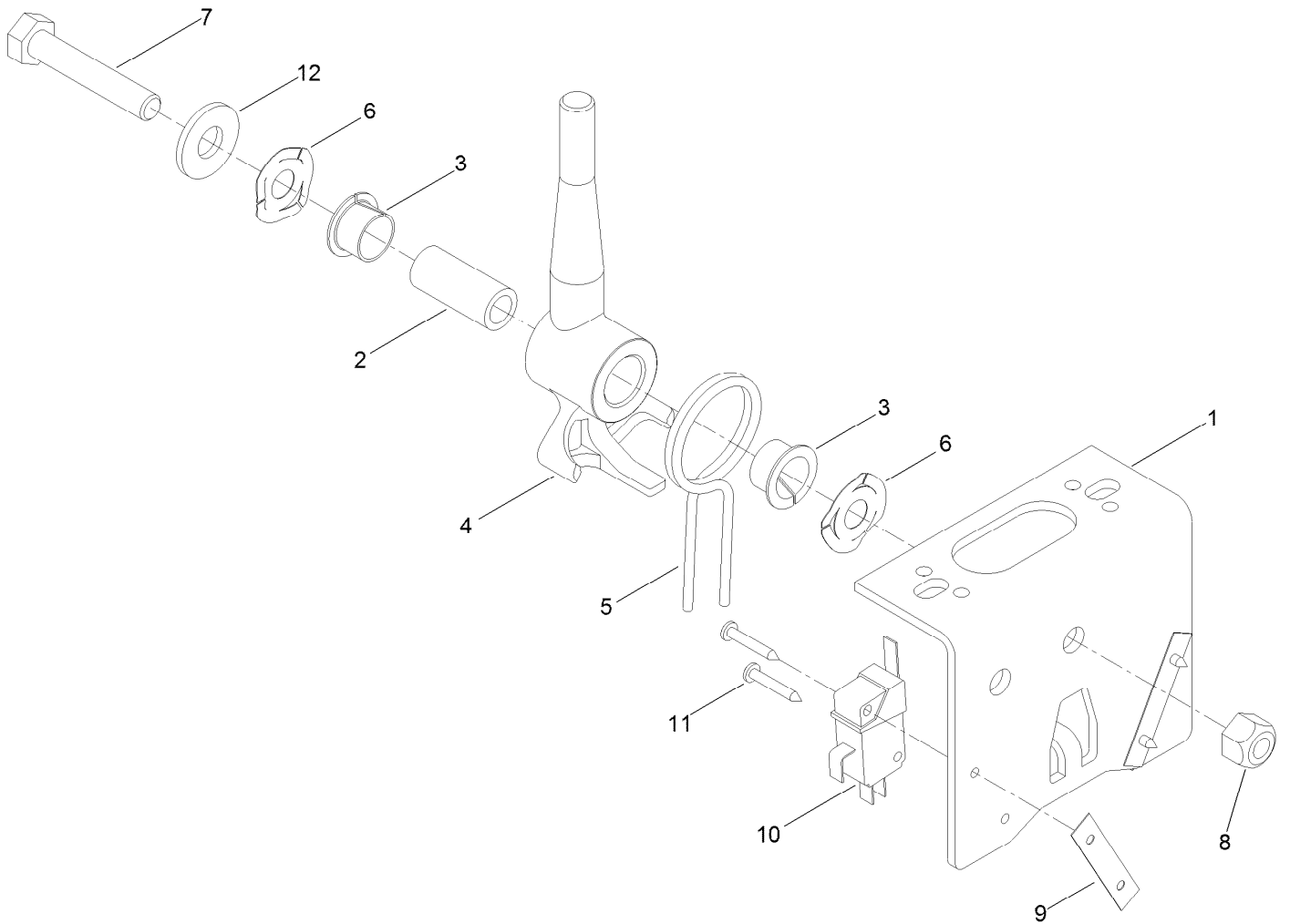
Ref.	Part Number	Qty.	Description
8:6		1	Spring-Extension ●
8:7		1	Plate-Mounting ●
8:8		1	Magnet ●
9	108-8025	1	Adjustment Rail Set
9:1		1	Rail-Adjustment, RH ●
9:2		1	Rail-Adjustment, LH ●
9:3		1	Stop-Rail ●
9:4		1	Handle ●
9:5		3	Screw ●
9:6		3	Washer ●
9:7		1	Screw ●
10	110-6189	1	Switch Kit
10:1		1	Switch ●
10:2		3	Wire Tie ●
10:3		2	Rivet ●

● Not serviced separately



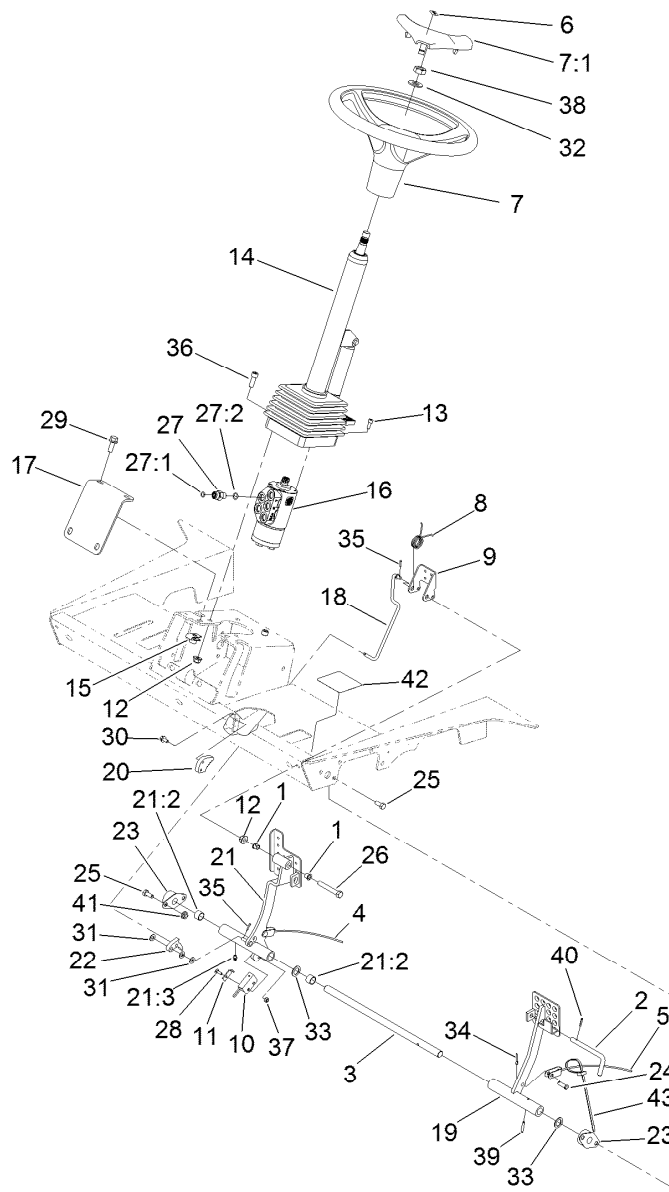
Control Console Assembly

<i>Ref.</i>	<i>Part Number</i>	<i>Qty.</i>	<i>Description</i>	<i>Ref.</i>	<i>Part Number</i>	<i>Qty.</i>	<i>Description</i>
1	105-4232	1	Switch	19	120-6310	1	LCD Display ASM
2	120-5280	1	Bracket-Joystick	19:1	120-4630	1	Nut-Display
3	95-8999	1	Switch-Rocker, On-None-On	19:2	120-6311	1	Decal-Display
4	93-5961	1	Boot-Lever	20	3234-21	2	Screw-HHF
5	112-9181	1	Plate-Boot	21	3250-22	1	Screw-PPH
6	233-42	1	Knob	23	3290-321	2	Screw-HWH
7	104-8300	2	Nut-HF, NI	24	3296-12	1	Nut-Lock, NI
8	121-5159	1	Switch-Ignition	25	32144-112	10	Screw-HWH
8:2	121-5160	1	Nut-Hex	27	3296-2	2	Nut-Lock, NI
8:3	121-5161	1	Nut-Face	28	100-1535	1	Switch-Rocker, (On)-Off-(On)
8:4	121-5162	1	Set-Key, Ignition	29	130-1612	1	Panel ASM
9	108-7602	1	Rest-Arm	29:3	3269-17	2	Rivet-Pop
10	108-7604	1	Cover-LH	29:4	121-3889	1	Step-Elevated, Switch
11	108-7605	1	Cover-RH	29:5	121-3887	1	Decal-Console, Display
12	3258-166	2	Screw-PRH	29:6	121-3884	1	Decal-Console, Upper
13	104-7201	2	Nut-HF, NI	30	3234-42	2	Screw-HHF
14	115-8849-03	1	Plate-Cover	31	104-8301	2	Nut-HF, NI
16	117-2378	1	Holder-Bag	32	107069	2	Clip
17	125-8754	1	Decal-Panel, Control				



Joystick Bracket Assembly No. 120-5280

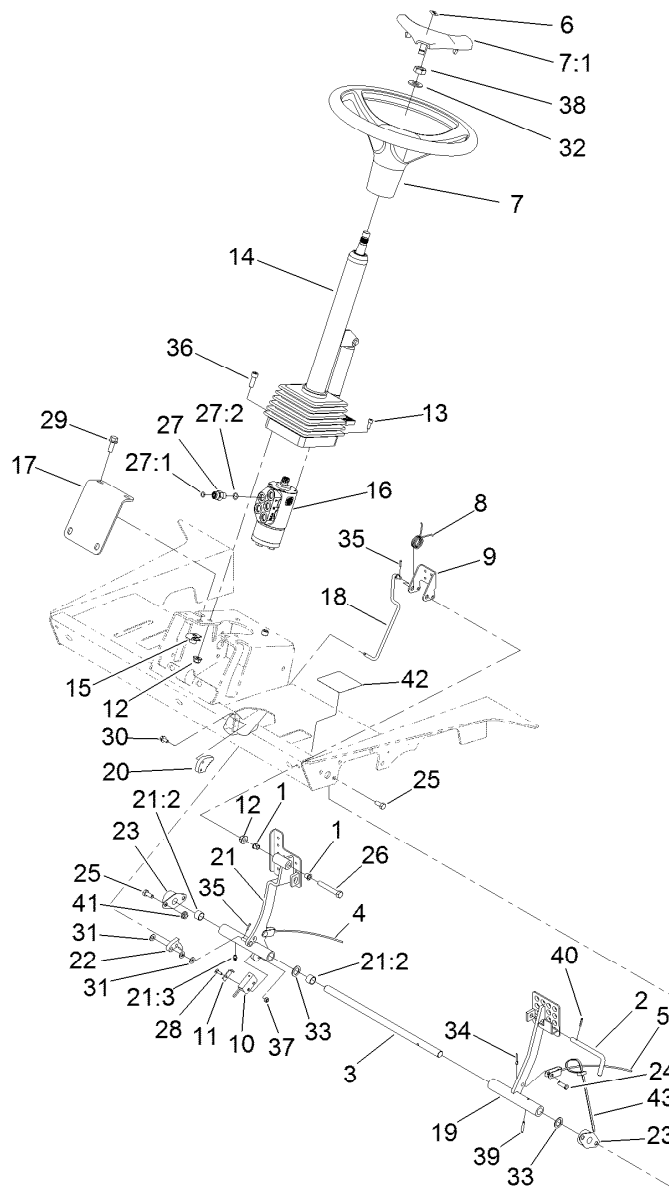
<i>Ref.</i>	<i>Part Number</i>	<i>Qty.</i>	<i>Description</i>
1	115-5357-03	1	Bracket-Joystick
2	106-4192	1	Spacer
3	93-5547	2	Bushing-Nylon
4	119-3540	1	Hub-Pivot, Joystick
5	105-8289	1	Spring-Torsion
6	106-4193	2	Washer-Finger, Spring
7	322-9	1	Screw-HH
8	3296-29	1	Nut-Lock, NI
9	3290-354	2	Nut-Speed
10	108-6496	2	Switch (W/Boot)
11	95-3003	4	Screw-PPHTF
12	3256-3	1	Washer-Flat



Steering and Pedals Assembly

Ref.	Part Number	Qty.	Description	Ref.	Part Number	Qty.	Description
1	52-2891	2	Bushing-Flanged, Nylon	18	115-4417	1	Rod-Brake Pawl
2	63-7880	1	Pin-Latch, Brake	19	136-2887-03	1	Pedal-Brake, LH
3	75-1470	1	Pin-Pivot, Brake	20	119-0002	1	Pawl-Brake
4	92-7529	1	Cable-Brake, RH	21	136-2889	1	Pedal-Brake, RH
5	92-7530	1	Cable-Brake, LH	21:2	256-42	2	Bushing
6	98-1459	1	Decal	21:3	302-5	1	Fitting-Grease
7	98-1471	1	Wheel-Steering	22	120-1691	1	Detent-Brake
7:1	98-1468	1	Cover-Wheel, Steering ●	23	256-236	2	Bearing-Mount, Flange
8	99-7140	1	Spring-Torsion	24	283-58	2	Pin-Clevis
9	99-7963-03	1	Pedal-Park	25	322-3	3	Screw-HH
10	100-1270	1	Switch-Proximity	26	323-12	1	Screw-HH
11	100-4872	1	Plate-Switch, Neutral	27	340-2	5	Fitting-Straight
12	104-8301	5	Nut-HF, NI	27:1	237-22	1	O-Ring
13	105-2409	4	Screw-HSH	27:2	237-42	1	O-Ring
14	106-3622	1	Steering Tilt Column ASM	28	3229-34	1	Screw-CARR
15	105-4886	4	Nut-Tinnerman	29	3234-11	4	Screw-HHF
16	114-8119	1	Steering Valve ASM	30	3234-13	2	Screw-HHF
17	115-4379-0P	1	Brace-Column	31	3256-22	3	Washer-Flat

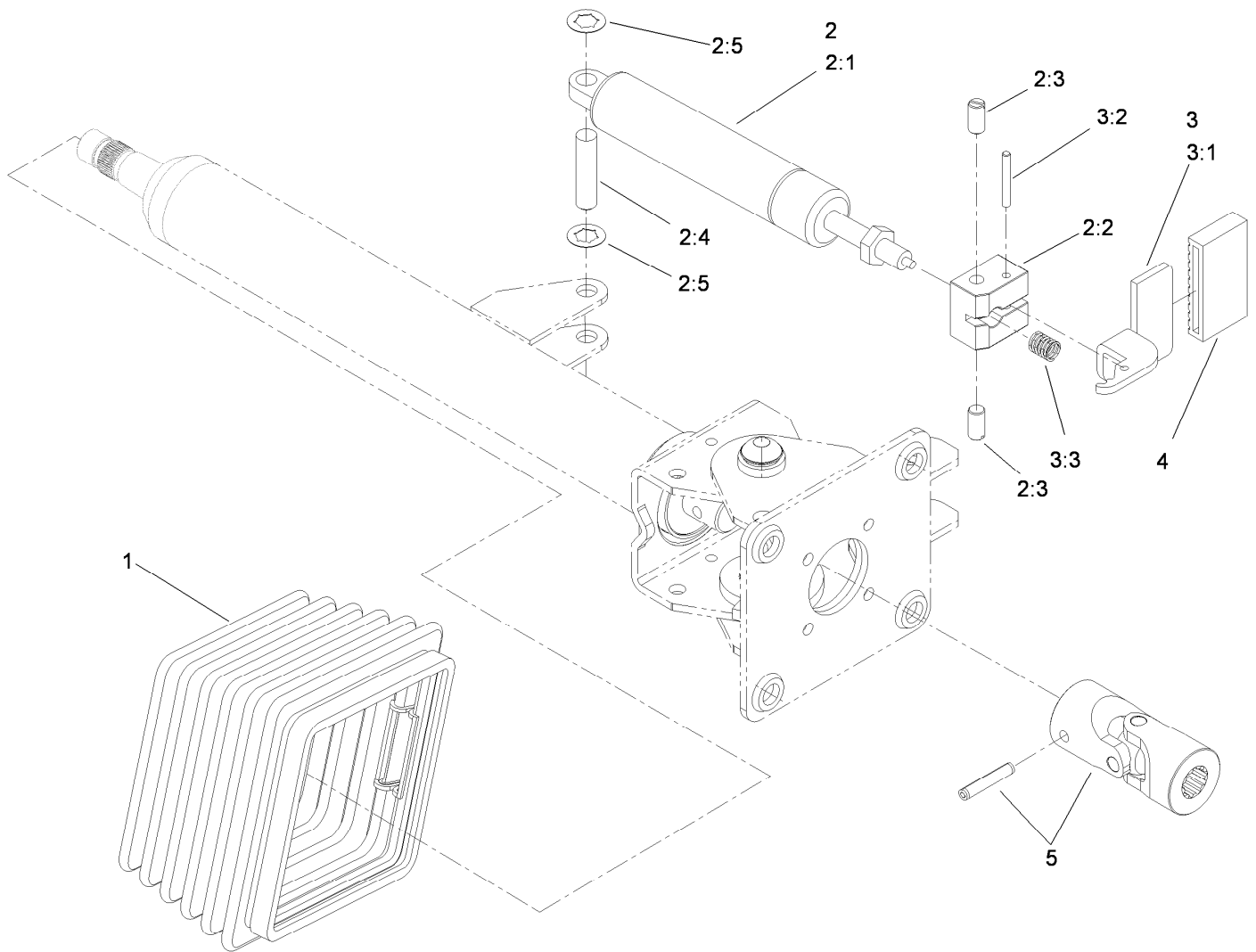
● Not illustrated



Steering and Pedals Assembly (continued)

<i>Ref.</i>	<i>Part Number</i>	<i>Qty.</i>	<i>Description</i>	<i>Ref.</i>	<i>Part Number</i>	<i>Qty.</i>	<i>Description</i>
32	3256-27	1	Washer-Flat	38	3296-33	1	Nut-Lock, NI
33	3256-69	3	Washer-Flat	39	32121-16	1	Pin-Spring
34	3272-10	2	Pin-Cotter	40	32121-50	1	Pin-Spring
35	3272-5	3	Pin-Cotter	41	32128-20	3	Nut-HF
36	3274-7	4	Screw-HSH	42	117-4763	1	Decal-Brake
37	3296-2	1	Nut-Lock, NI	43	3290-378	1	Tie-Cable

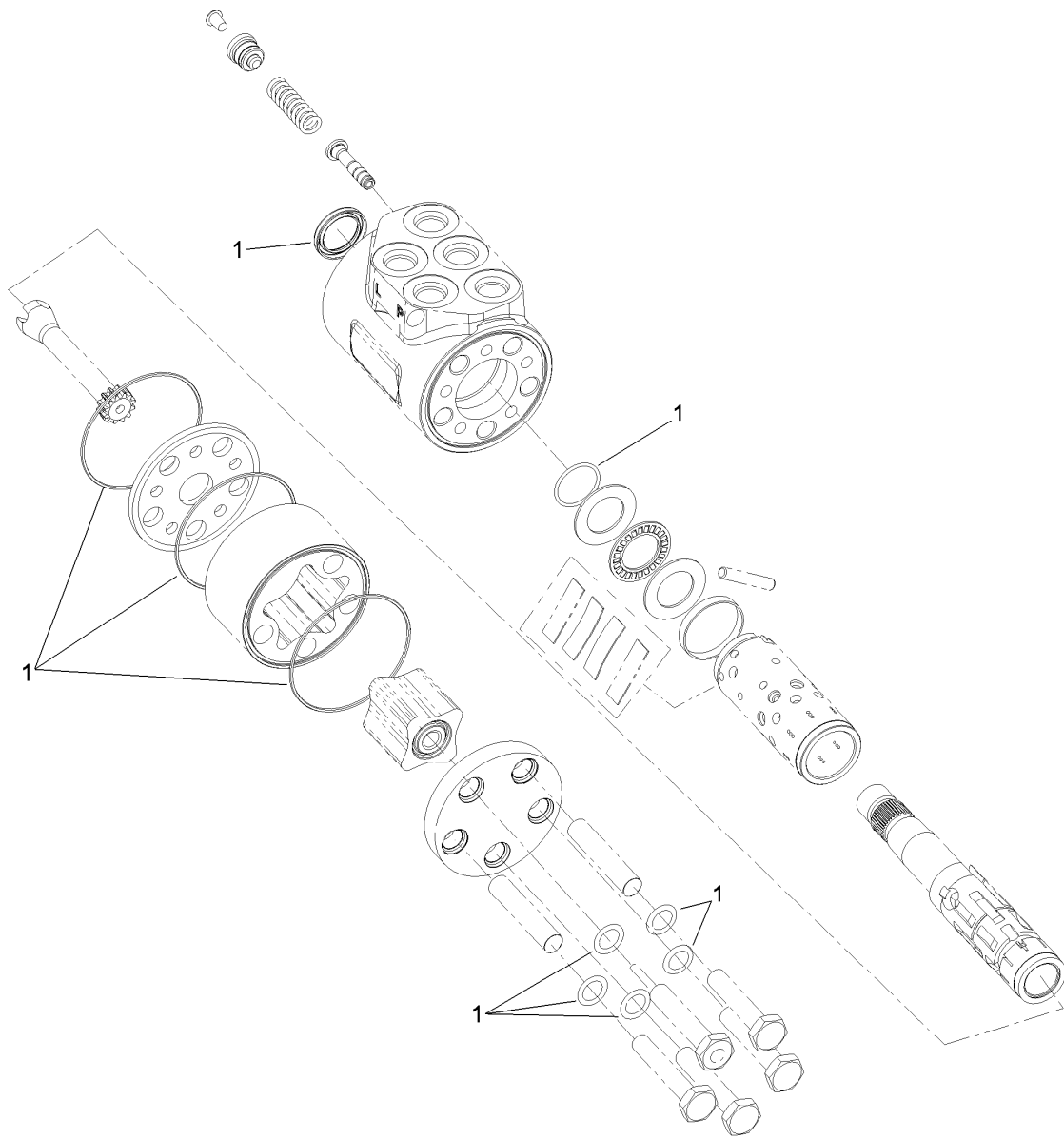
● Not illustrated



Steering Tilt Column Assembly No. 106-3622

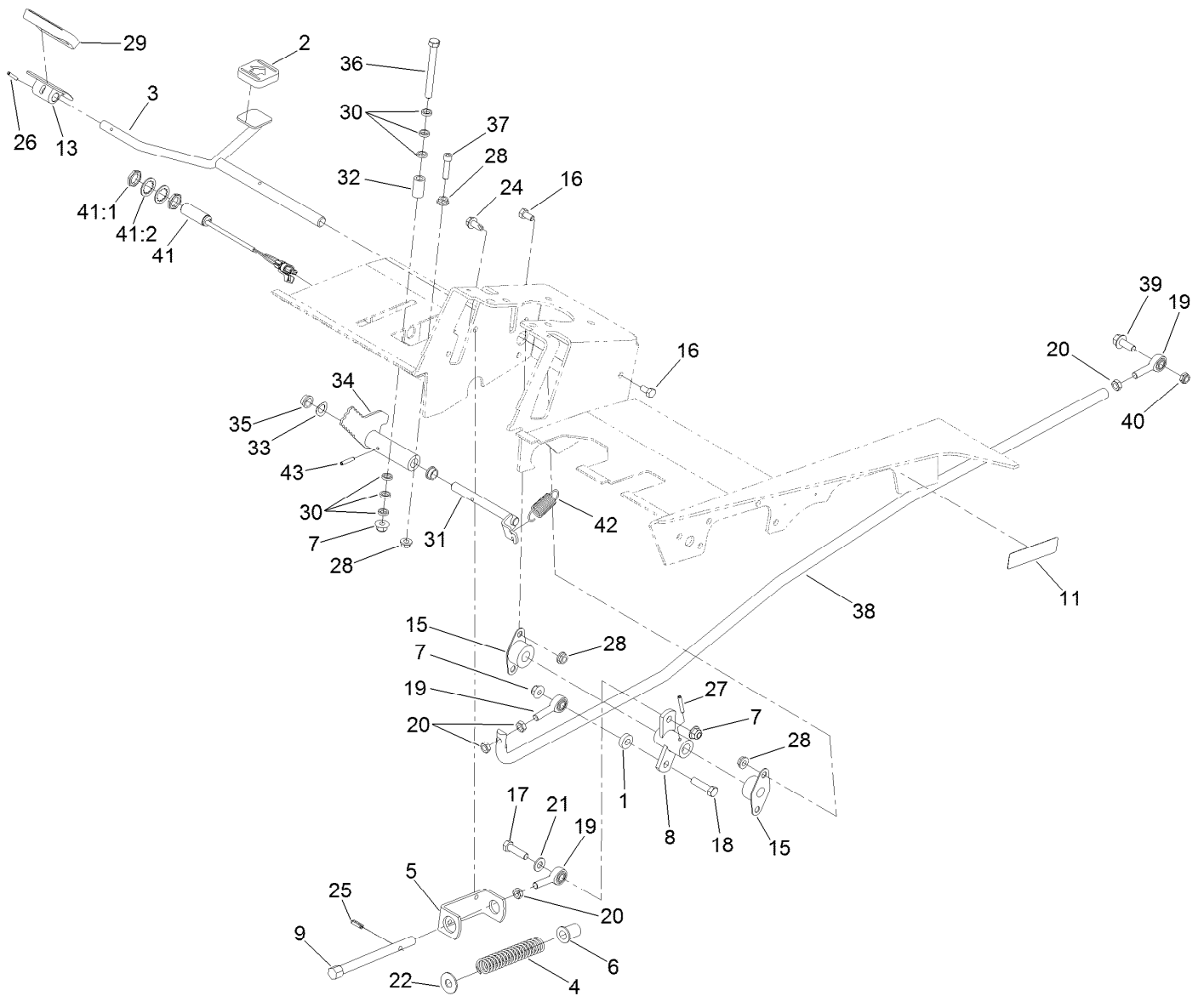
Ref.	Part Number	Qty.	Description
1	110-6462	1	Bellows-Rubber
2	110-6463	1	Cylinder Service Kit
2:1		1	Cylinder-Gas ●
2:2		1	Block-Pedal ●
2:3		2	Bolt ●
2:4		1	Pin ●
2:5		2	Washer-Lock ●
3	110-6464	1	Pedal Service Kit
3:1		1	Pedal ●
3:2		1	Pin ●
3:3		1	Spring ●
4	110-6465	1	Cover-Pedal
5	120-6256	1	Universal Joint Kit

● Not serviced separately



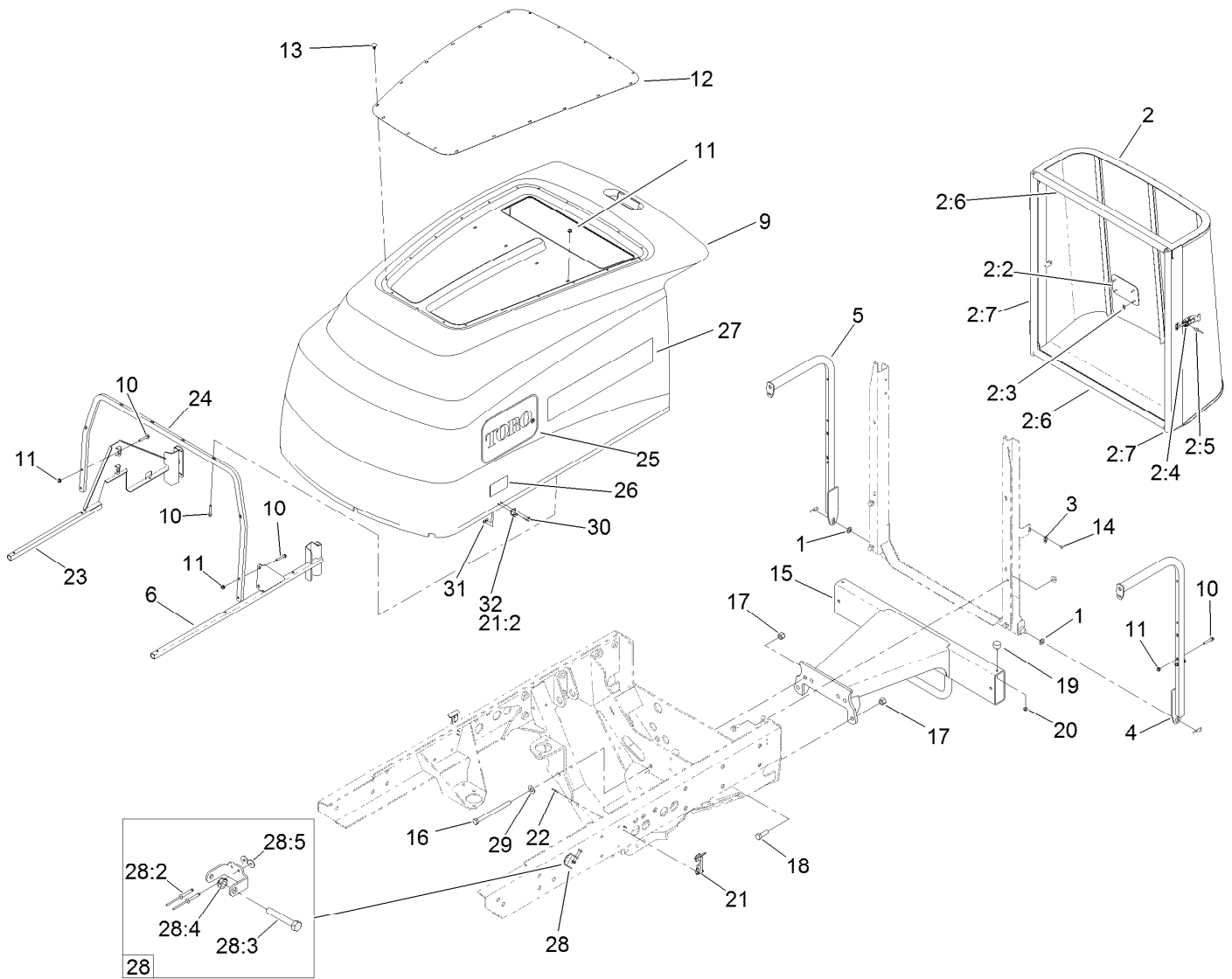
Steering Valve Assembly No. 114-8119

<i>Ref.</i>	<i>Part Number</i>	<i>Qty.</i>	<i>Description</i>
1	106-6716	1	Seal Kit



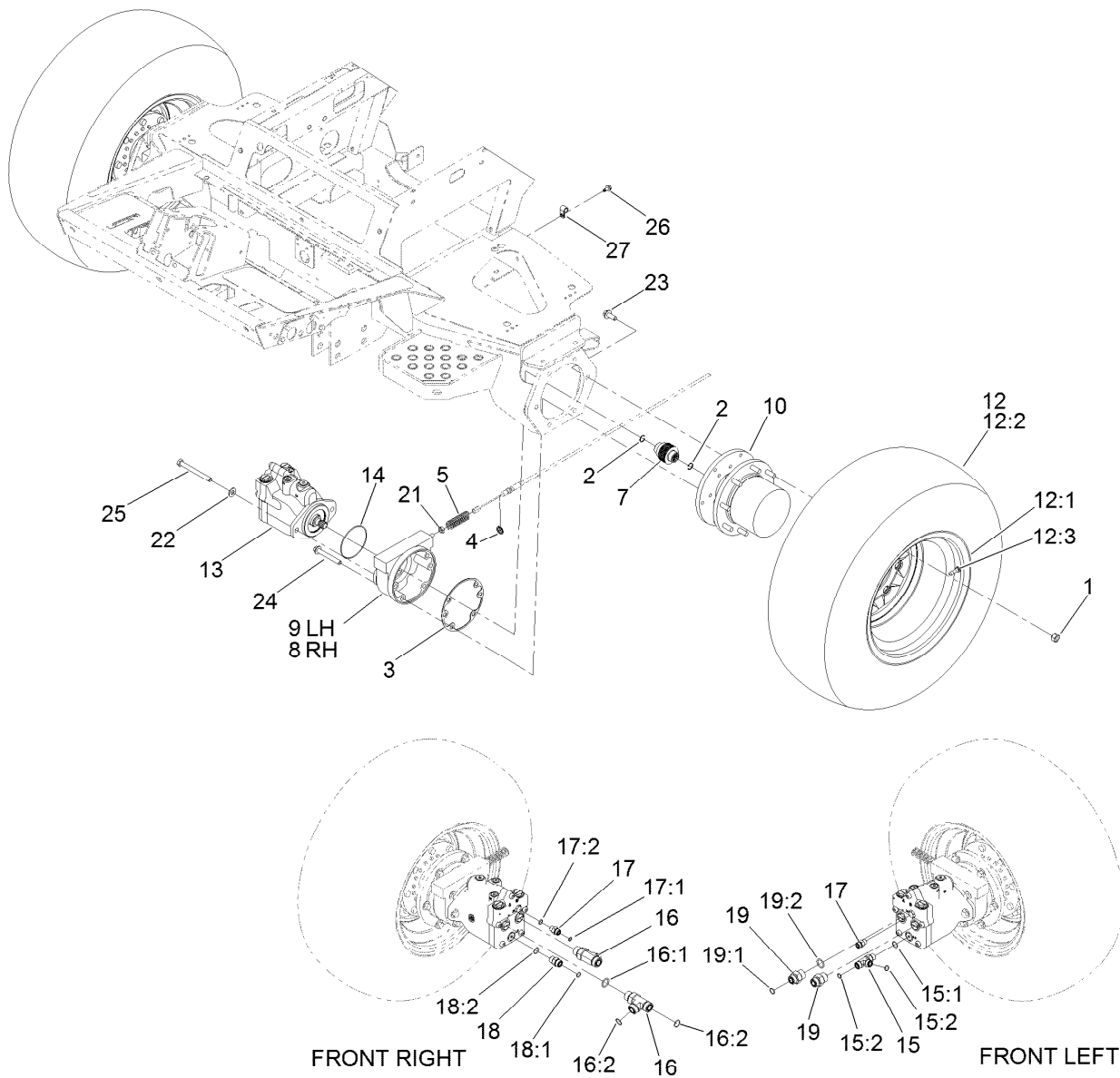
Forward/Reverse Pedal Assembly

Ref.	Part Number	Qty.	Description	Ref.	Part Number	Qty.	Description
1	5-0652	1	Spacer	26	32121-45	1	Pin-Spring
2	74-9110	1	Pad-Pedal, Reverse	27	32121-6	1	Pin-Roll, Slotted
3	75-2970	1	Pedal-Traction	28	32128-20	6	Nut-HF
4	84-9100	1	Spring	29	74-9100	1	Pad-Pedal, Forward
5	92-7608-03	1	Bracket-Spring	30	62-4420	6	Washer
6	92-7610	1	Retainer-Spring	31	106-3731	1	Rod-Pivot
7	104-8301	3	Nut-HF, NI	32	110-4631	1	Tube-Spacer
8	115-4380-0P	1	Pivot ASM-Traction Hub	33	110-8982	1	Washer-Spring
9	115-4383	1	Shaft-Spring	34	117-0216	1	Stop-Mow
11	133-8062	1	Decal-Arrestor, Spark	35	256-156	2	Bushing-Flange
13	117-9507	1	Pedal-Accelerator	36	323-15	1	Screw-HH
15	256-236	2	Bearing-Mount, Flange	37	3274-18	1	Screw-HSH
16	322-2	4	Screw-HH	38	130-1634-0P	1	Rod-Traction
17	323-29	1	Screw-HH	39	3234-11	1	Screw-HHF
18	323-8	1	Screw-HH	40	3296-59	1	Nut-Lock, NI
19	2411-36	3	Bearing-End, Rod	41	115-5300	1	Proximity Switch ASM
20	3220-3	4	Nut-HJ	41:1	117-3207	2	Nut-Hex
21	3256-24	1	Washer-Flat	41:2	117-3208	2	Washer-Lock, Internal Tooth
22	3256-5	1	Washer-Flat	42	92-7305	1	Spring-Extension
24	32104-32	2	Screw-HWH	43	32121-16	1	Pin-Spring
25	32121-11	1	Pin-Roll				



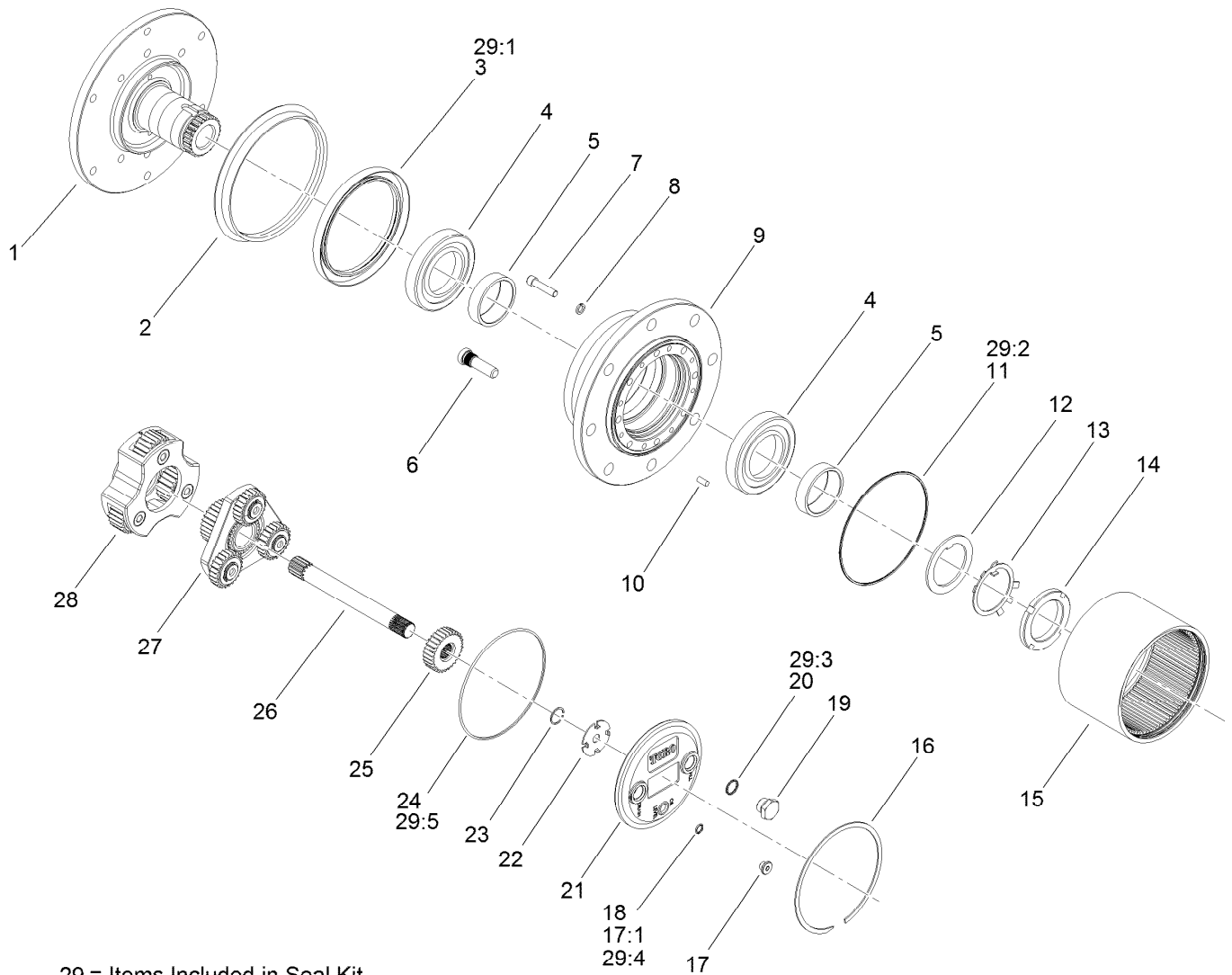
Hood Assembly

Ref.	Part Number	Qty.	Description	Ref.	Part Number	Qty.	Description
1	98-1629	2	Washer	18	325-6	2	Screw-HH
2	115-4362	1	Screen ASM	19	240-14	2	Bumper-Rubber
2:2	93-6028	1	Plate-Logo	20	32128-33	2	Nut-HF
2:3	138-6996	4	Nut-Push	21	59-9740	2	Flex Draw Latch ASM
2:4	114-8117	1	Latch-Adjustable	21:2	249-40	1	Keeper
2:5	3269-3	2	Rivet-Pop	22	3290-55	4	Rivet-Pop
2:6	115-4358	2	Seal-Bulb	23	121-3136-0P	1	Tube ASM R.H. [primed]
2:7	115-4359	2	Seal-Bulb	24	121-3133-0P	1	Tube-Hood Frame
3	115-4357	1	Latch-Keeper	25	66-1210	2	Decal
4	114-8109-03	1	Tube-LH	26	106-6754	2	Decal-Danger
5	114-8108-03	1	Tube-RH	27	119-3942	2	Decal
6	114-8102-0P	1	Tube ASM	28	119-2004	1	CE Latch Kit
9	121-3108	1	Hood ASM	28:2	107-0333	2	Rivet-Pop
10	94-5781	26	Screw-HHF	28:3	322-10	1	Screw-HH
11	104-7201	26	Nut-HF, NI	28:4	3296-47	1	Nut-Lock, NI
12	114-4192-03	1	Screen-Hood	28:5	3269-10	2	Washer-Back
13	117-2382	20	Plug-Plastic	29	3256-26	2	Washer-Flat
14	3269-3	2	Rivet-Pop	30	3269-17	4	Rivet-Pop
15	120-8020-03	1	Bumper-Rear	31	3269-10	4	Washer-Back
16	325-33	2	Screw-HH	32	249-40	2	Keeper
17	3296-23	4	Nut-Lock, NI				



Front Traction Assembly

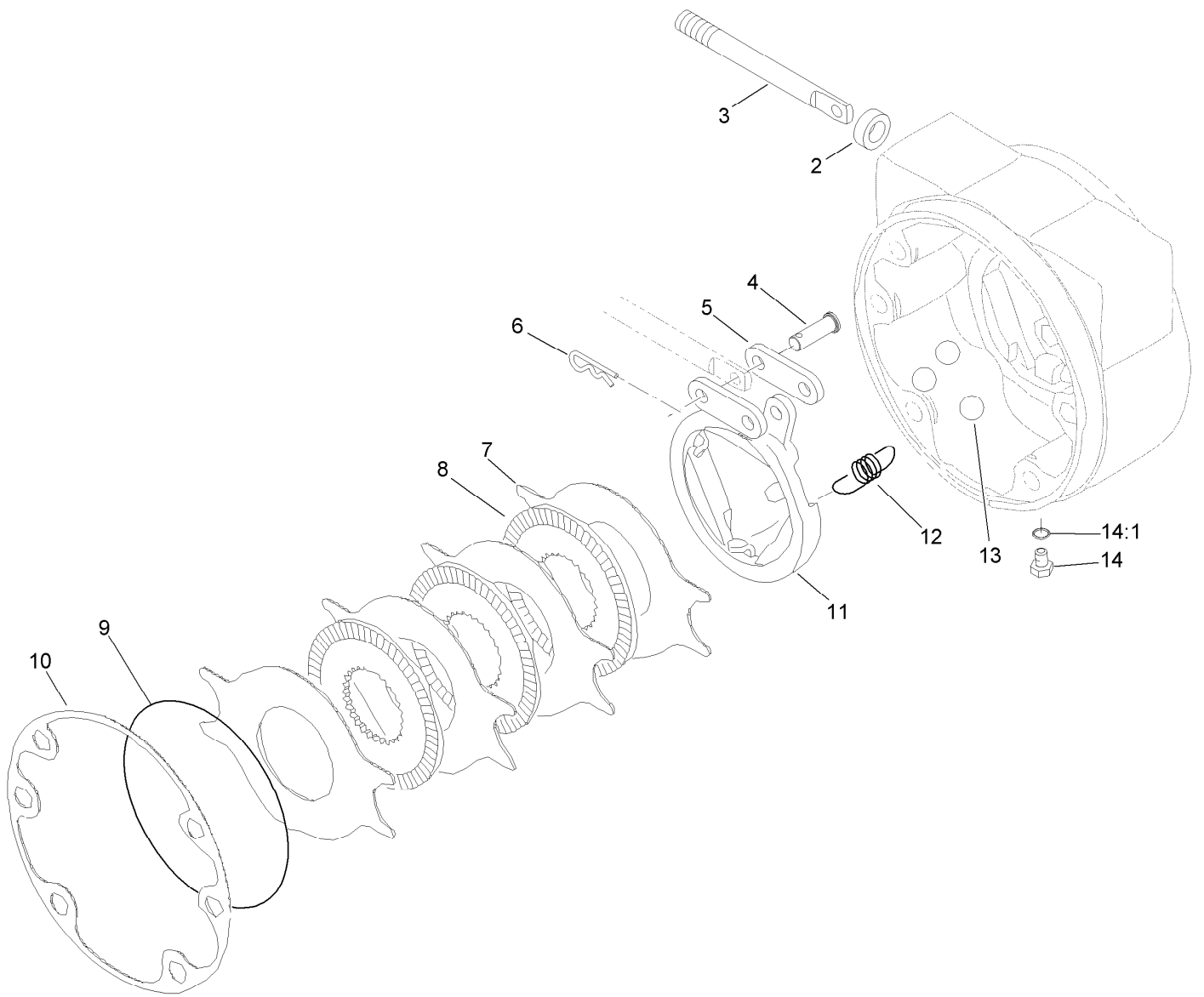
Ref.	Part Number	Qty.	Description	Ref.	Part Number	Qty.	Description
1	92-7483	16	Nut-Lug	16:1	237-81	1	O-Ring
2	93-7972	4	Ring-Retaining, Internal	16:2	237-58	2	O-Ring
3	93-7984	2	Gasket	17	340-2	2	Fitting-Straight
4	94-3050	2	Plate-Spring	17:1	237-22	1	O-Ring
5	94-3088	2	Spring-Compression	17:2	237-42	1	O-Ring
7	100-3046	2	Shaft-Brake, Splined	18	340-4	1	Fitting-Straight
8	100-3069	1	RH Brake ASM	18:1	237-30	1	O-Ring
9	100-3070	1	LH Brake ASM	18:2	237-79	1	O-Ring
10	136-2913	2	Planetary ASM	19	340-8	2	Fitting-Straight
12	119-1538	2	Tire And Wheel ASM	19:1	237-65	1	O-Ring
12:1	119-1540	1	Wheel-15 Inch	19:2	237-81	1	O-Ring
12:2	63-4480	1	Tire	21	3218-4	2	Nut-Jam
12:3	232-24	1	Stem-Valve	22	106-9888	4	Washer-Flat
13	121-3100	2	HYD Piston Motor ASM	23	33106-030	12	Screw-HHF
14	237-166	2	O-Ring	24	33106-080	8	Screw-HHF
15	340-109	1	Fitting-Tee	25	33116-110	4	Screw-HH
15:1	237-79	1	O-Ring	26	32104-32	2	Screw-HWH
15:2	237-30	2	O-Ring	27	2412-93	2	Clamp-R
16	340-148	2	Fitting-Tee				



Planetary Assembly No. 136-2913

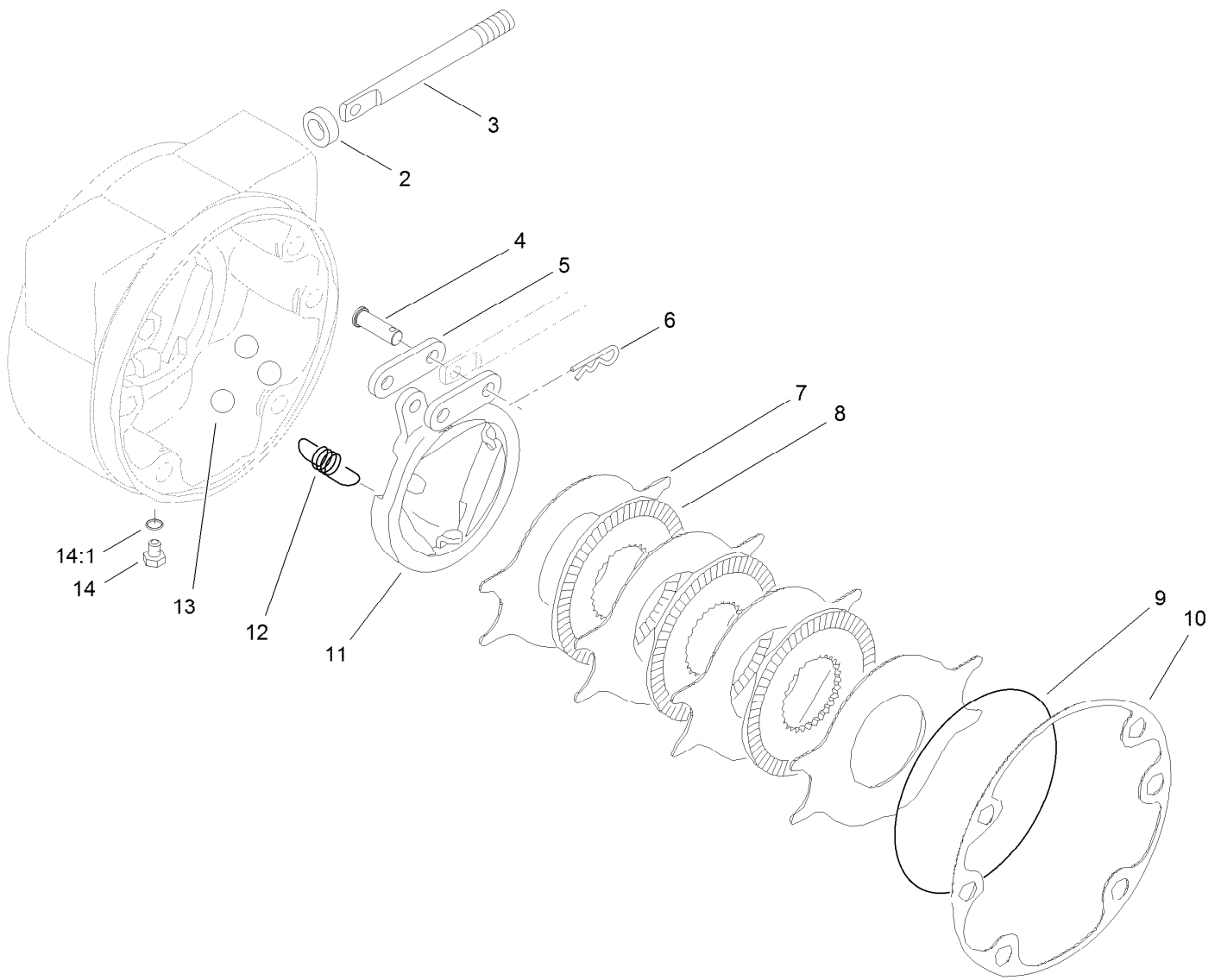
Ref.	Part Number	Qty.	Description	Ref.	Part Number	Qty.	Description
1		1	Spindle ●	18	237-78	1	O-Ring
2	138-1204	1	Seal-Boot	19	138-1211	2	Plug-Flange, Magnetic
3		1	Seal-Lip ●	20	138-1212	2	O-Ring
4	138-1205	2	Bearing-Cup	21	138-1213	1	Cap-End
5	138-1206	2	Bearing-Cone	22	138-1214	1	Washer-Thrust, Sun
6	105-8124	8	Stud-Wheel	23	105-8131	2	Ring-Retaining
7	138-1207	8	Screw-Socket Head	24		1	O-Ring ●
8	138-1208	8	Washer-Lock	25	138-1215	1	Gear-Primary, Sun
9		1	Housing ●	26	138-1216	1	Shaft-Drive
10	105-8121	4	Pin-Dowel	27	138-1217	1	Primary Carrier ASM
11		1	O-Ring ●	28	138-1218	1	Secondary Carrier ASM
12	138-6928	1	Spacer	29	138-1219	1	Seal Kit
13	138-6929	1	Washer	29:1		1	Seal-Lip ●
14	138-6930	1	Nut-Lock	29:2		1	O-Ring ●
15	138-1209	1	Gear-Ring	29:3		1	O-Ring ●
16	138-1210	1	Ring-Snap	29:4		1	O-Ring ●
17	353-990	1	Plug ASM	29:5		1	O-Ring ●
17:1	237-78	1	O-Ring				

● Not serviced separately



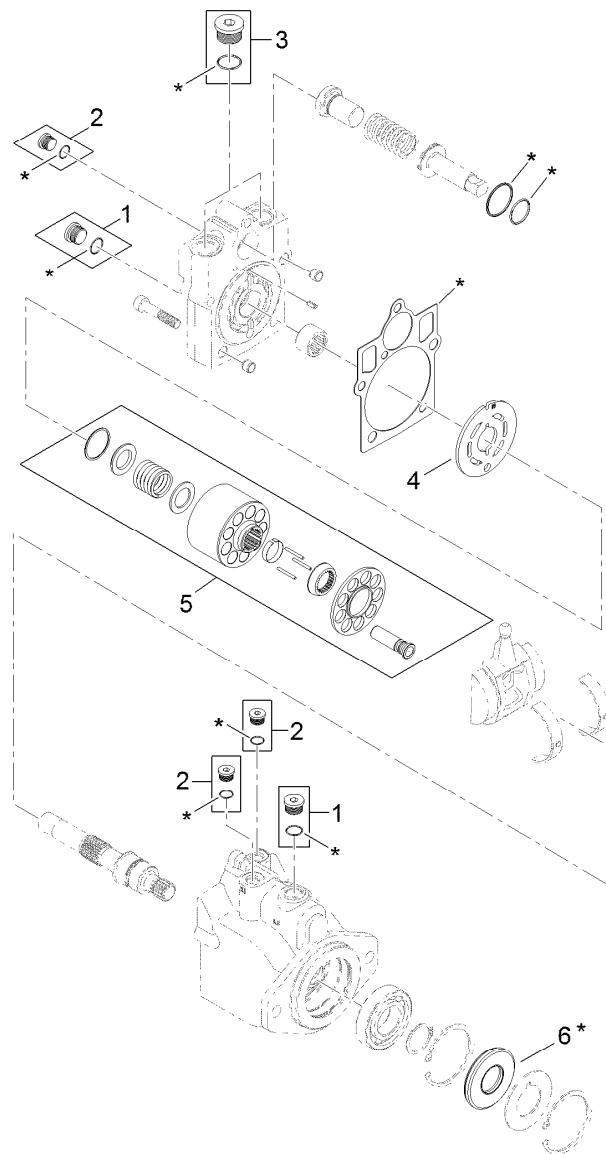
RH Brake Assembly No. 100-3069

<i>Ref.</i>	<i>Part Number</i>	<i>Qty.</i>	<i>Description</i>
2	93-7977	1	Seal
3	93-7978	1	Rod-Pull
4	93-7983	2	Pin-Clevis
5	93-7980	2	Link
6	93-7979	2	Pin-Hitch
7	93-7986	4	Disc-Stationary
8	104-4278	3	Disc-Rotating
9	93-7976	1	Ring-Retaining
10	93-7984	1	Gasket
11	104-4280	1	Actuator-Rotating
12	93-7987	3	Spring-Extension
13	93-7985	3	Ball
14	353-990	2	Plug ASM
14:1	237-78	1	O-Ring



LH Brake Assembly No. 100-3070

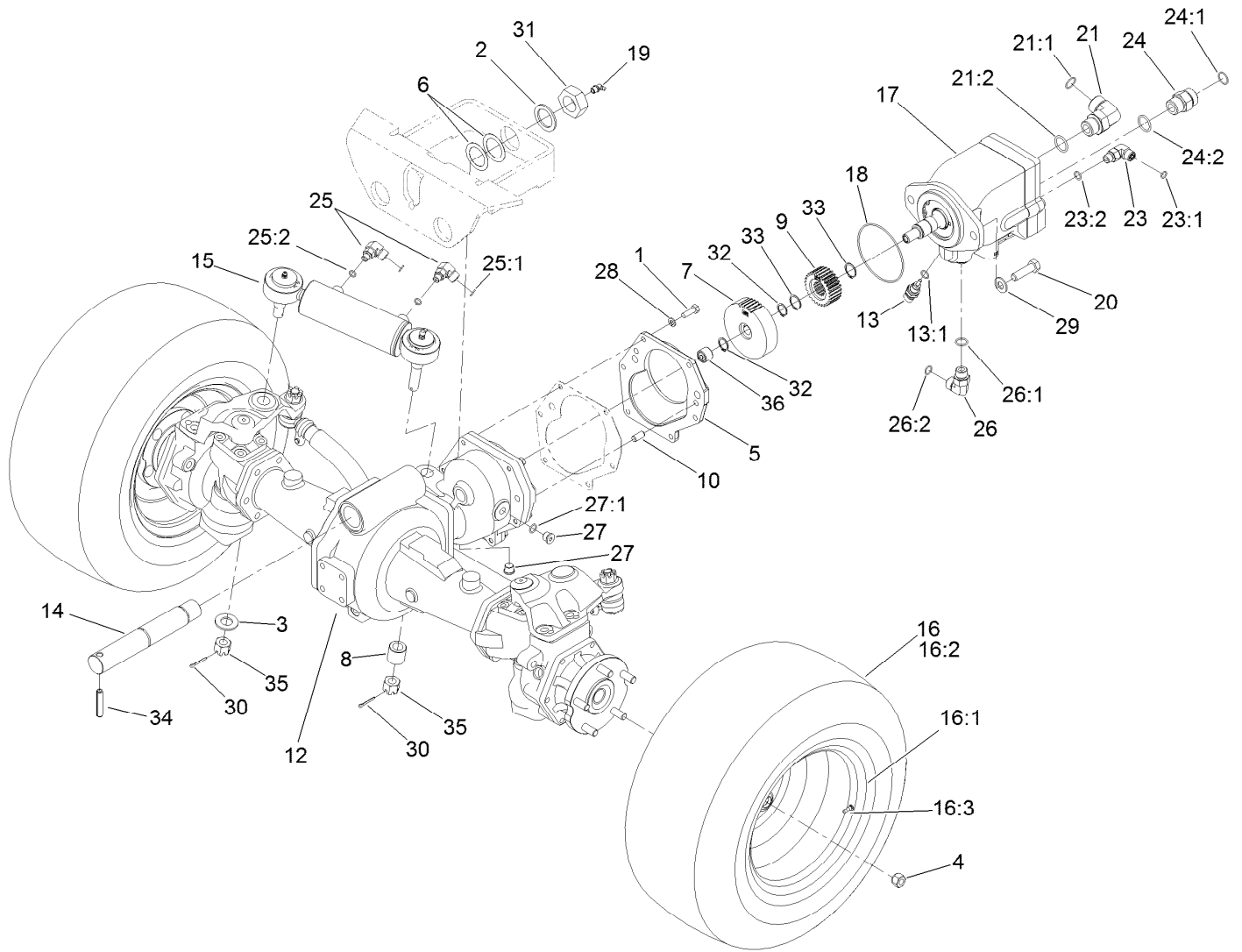
<i>Ref.</i>	<i>Part Number</i>	<i>Qty.</i>	<i>Description</i>
2	93-7977	1	Seal
3	93-7978	1	Rod-Pull
4	93-7983	2	Pin-Clevis
5	93-7980	2	Link
6	93-7979	2	Pin-Hitch
7	93-7986	4	Disc-Stationary
8	104-4278	3	Disc-Rotating
9	93-7976	1	Ring-Retaining
10	93-7984	1	Gasket
11	104-4279	1	Actuator-Rotating
12	93-7987	3	Spring-Extension
13	93-7985	3	Ball
14	353-990	2	Plug ASM
14:1	237-78	1	O-Ring



7 = all items with * are included in overhaul seal kit

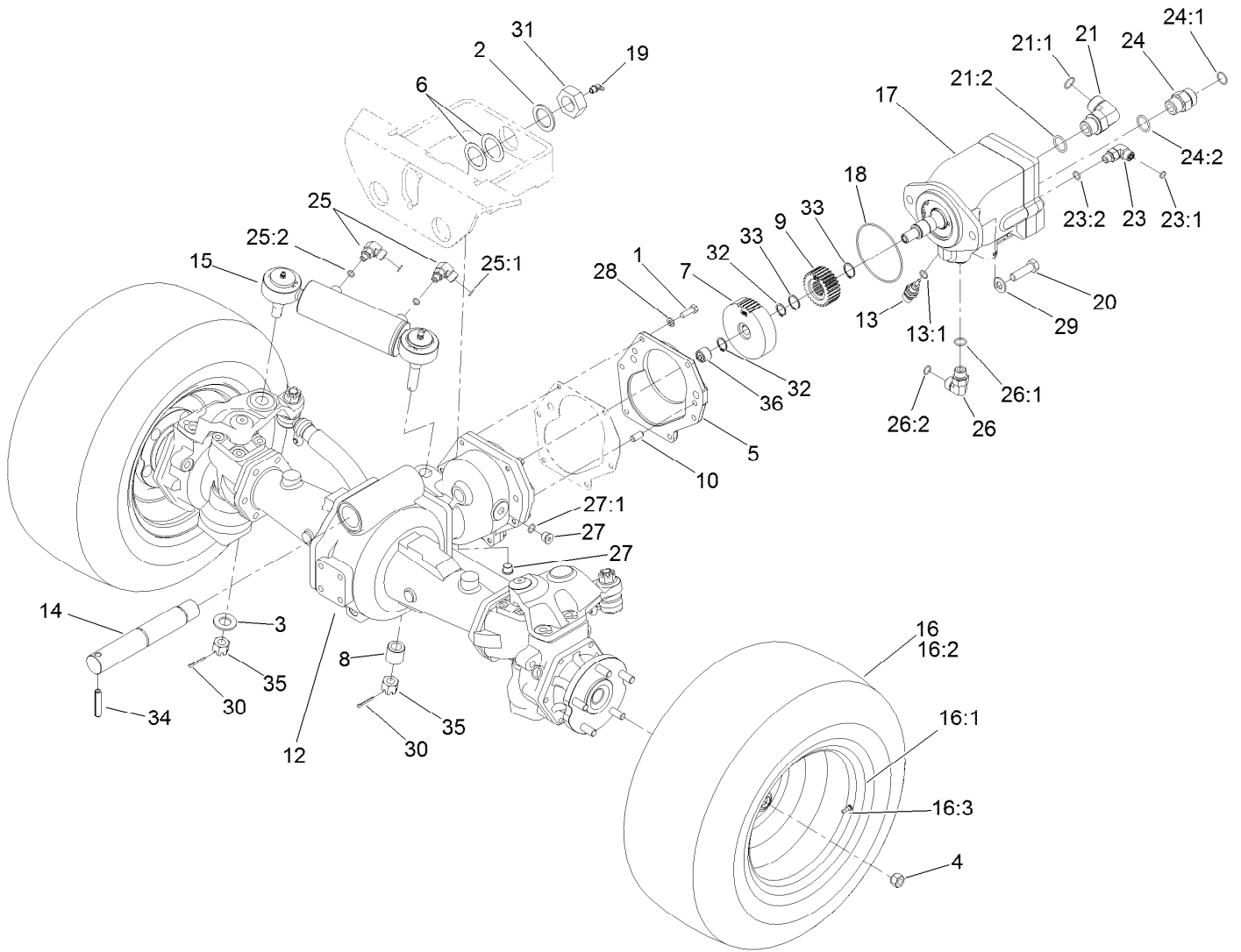
Hydraulic Piston Motor Assembly No. 121-3100

<i>Ref.</i>	<i>Part Number</i>	<i>Qty.</i>	<i>Description</i>
1	67-9090	2	Plug
2	69-3080	3	Plug
3	107-4352	1	Plug
4	121-1734	1	Plate-Valve
5	121-1735	1	Cylinder Block Kit
6	69-3190	1	Seal-Lip
7	121-1736	1	Overhaul Seal Kit



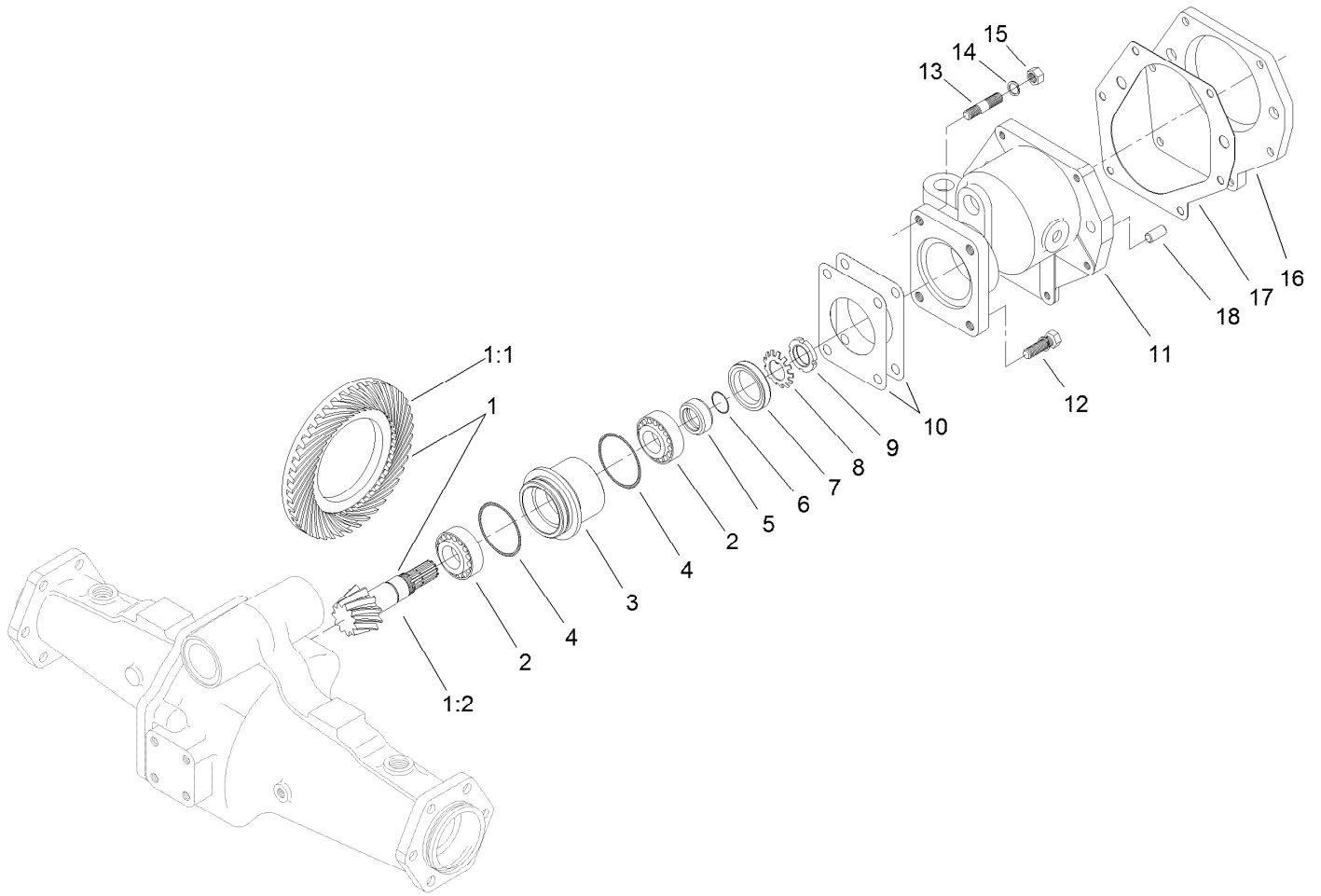
Rear Traction Assembly

Ref.	Part Number	Qty.	Description	Ref.	Part Number	Qty.	Description
1	33114-025	6	Screw-HH	19	302-33	1	Fitting-Grease
2	92-1765	1	Washer-Thrust	20	325-7	2	Screw-HH
3	92-5836	1	Washer	21	340-142	1	Fitting-Elbow, 90 DEG
4	93-5268	10	Nut-Lug	21:1	237-58	1	O-Ring
5	95-7541	1	Plate-Cover	21:2	237-81	1	O-Ring
6	98-3867	2	Washer-Thrust	23	340-77	1	Fitting-Elbow, 90 DEG
7	104-5664	1	Gear-44T	23:1	237-22	1	O-Ring
8	100-3796	1	Spacer-Joint, Ball	23:2	237-42	1	O-Ring
9	104-5663	1	Pinion-28T	24	340-9	1	Fitting-STR
10	104-2353	1	Pin-Dowel	24:1	237-58	1	O-Ring
12	110-4750	1	Drive Axle ASM	24:2	237-81	1	O-Ring
13	110-8829	1	Sender-Temperature	25	340-97	2	Fitting-Elbow, 90 DEG
13:1	237-42	1	O-Ring	25:1	237-22	1	O-Ring
14	115-9142	1	Pin-Rear Axle	25:2	237-78	1	O-Ring
15	119-3903	1	Steer Cylinder ASM	26	340-98	1	Fitting-Elbow, 90 DEG
16	120-1666	2	Tire ASM	26:1	237-79	1	O-Ring
16:1	115-1573	1	Rim	26:2	237-30	1	O-Ring
16:2	117-5125	1	Tire	27	353-989	2	Plug-Hex, Hollow
16:3	232-27	1	Stem-Valve	27:1	237-42	1	O-Ring
17	121-3101	1	Motor-Piston	28	3253-4	6	Washer-Lock
18	237-166	1	O-Ring	29	106-9888	2	Washer-Flat



Rear Traction Assembly (continued)

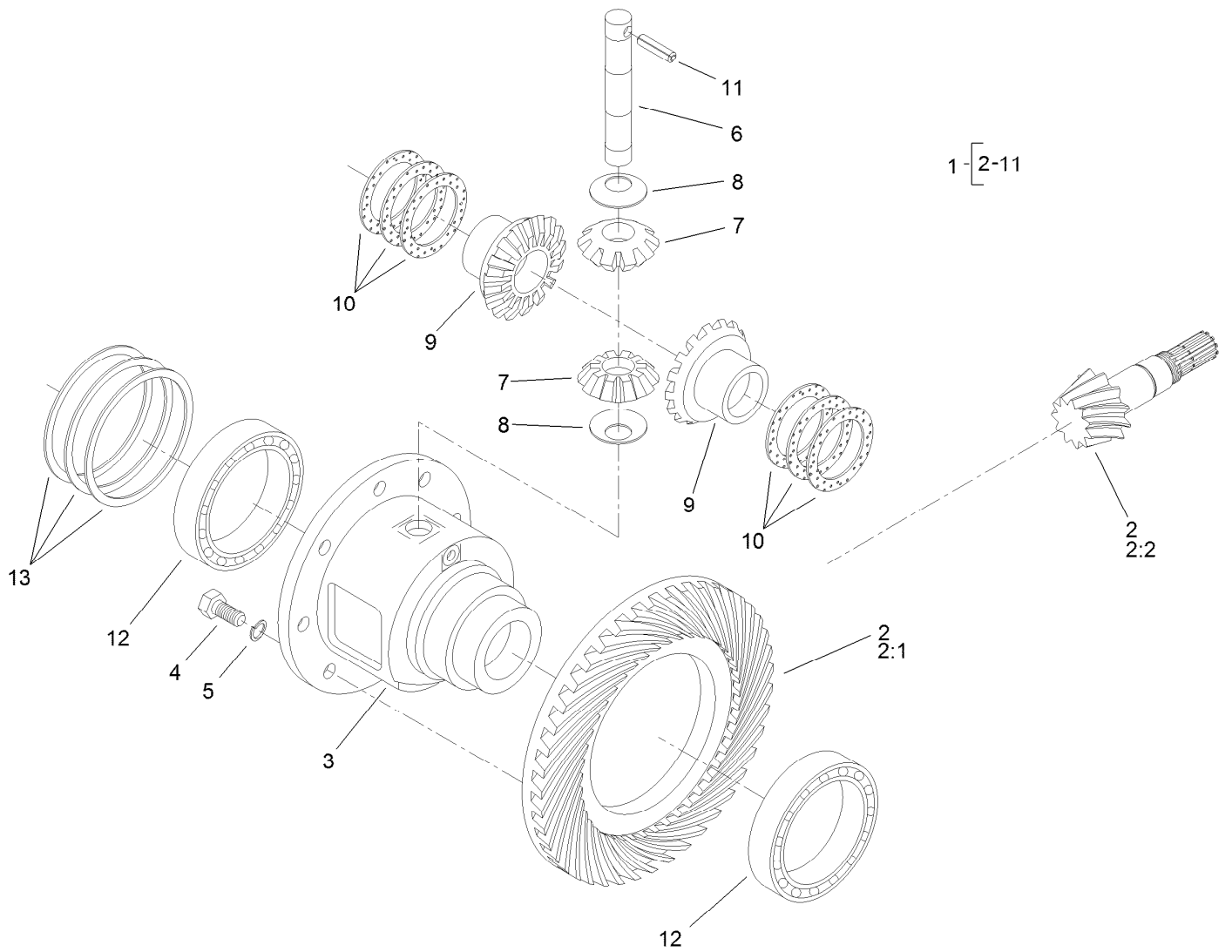
<i>Ref.</i>	<i>Part Number</i>	<i>Qty.</i>	<i>Description</i>	<i>Ref.</i>	<i>Part Number</i>	<i>Qty.</i>	<i>Description</i>
30	3272-11	2	Pin-Cotter	34	32121-110	1	Pin-Roll, Slotted
31	3296-68	1	Nut-Lock, NI	35	32136-14	2	Nut-Hst
32	32120-15	2	Ring-Snap, EXT	36	74-5700	1	Bearing-Needle, Roller
33	32120-76	2	Ring-Snap, EXT				



Bevel Pinion Shaft Assembly Rear Axle Assembly No. 110-4750

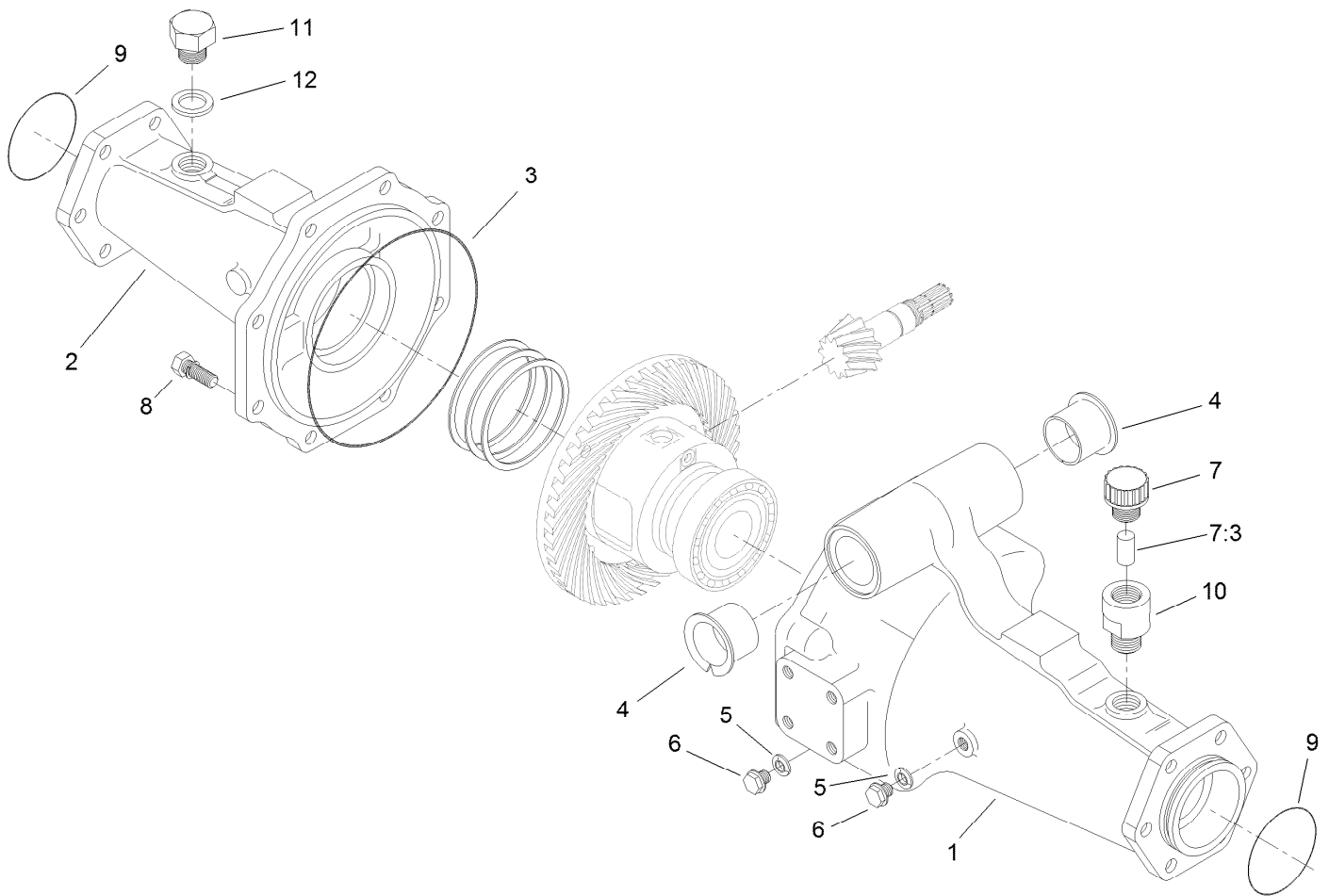
<i>Ref.</i>	<i>Part Number</i>	<i>Qty.</i>	<i>Description</i>
1	106-1093	1	Ring And Pinion Set
1:1	95-7504	1	Gear-43 Tooth, Bevel Spiral
1:2	106-1092	1	Pinion-Spiral, Bevel
2	99-7570	2	Bearing-Roller, Taper
3	95-7534	1	Case-Bearing
4	106-1065	2	O-Ring
5	99-7572	1	Collar-Seal, Oil
6	106-1066	1	O-Ring
7	99-7574	1	Seal-Oil
8	99-7559	1	Washer-Lock
9	99-7560	1	Nut-Lock

<i>Ref.</i>	<i>Part Number</i>	<i>Qty.</i>	<i>Description</i>
10	99-7550	2	Shim 0.1
10	99-7551	2	Shim 0.2
11	95-7533	1	Case-Gear
12	99-7575	2	Bolt
13	98-7735	2	Stud
14	99-7527	2	Washer-Spring
15	99-7526	2	Nut
16	95-7541	1	Plate-Cover
17	106-1140	1	Gasket
18	104-2353	2	Pin-Dowel



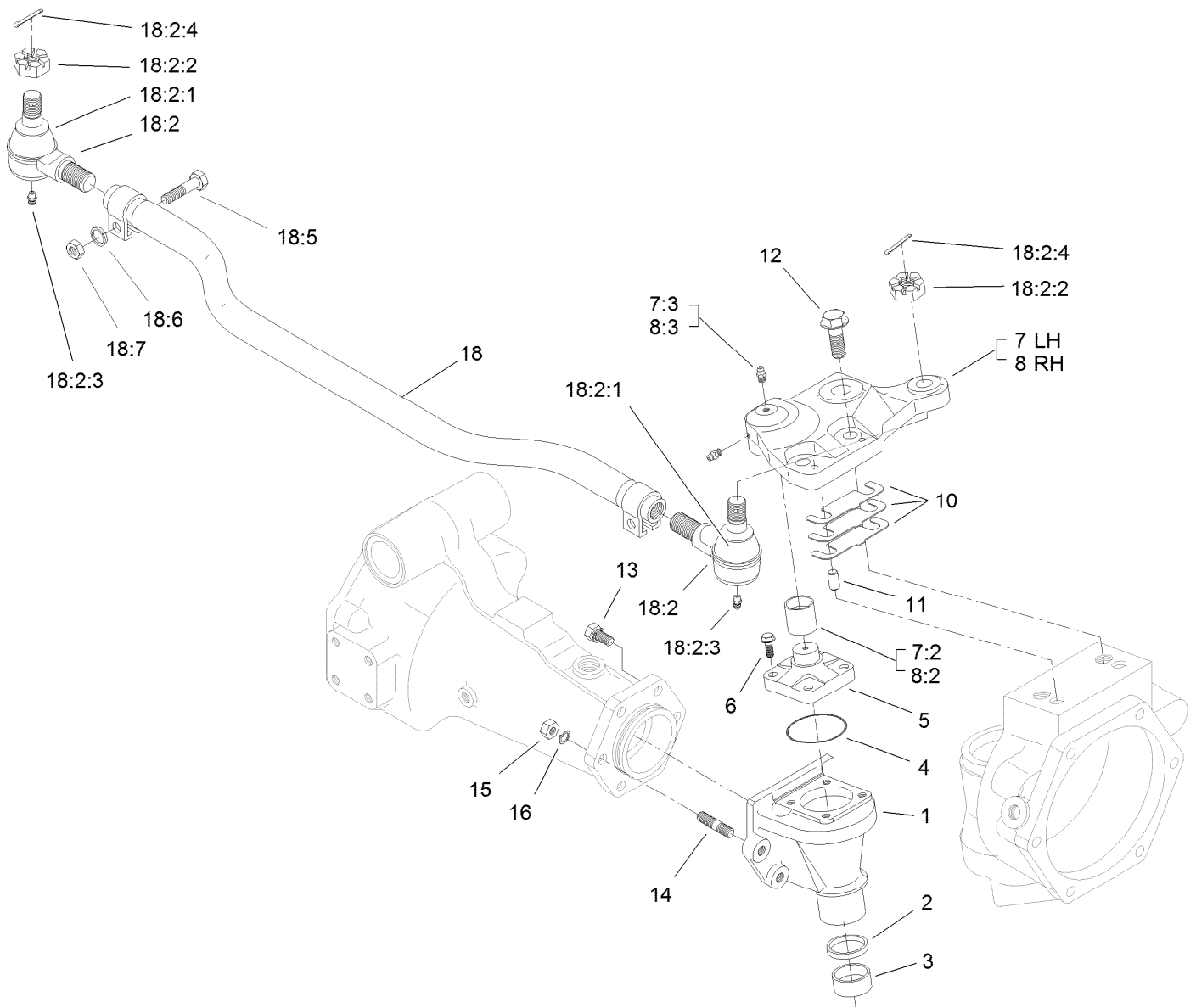
Differential Assembly Rear Axle Assembly No. 110-4750

<i>Ref.</i>	<i>Part Number</i>	<i>Qty.</i>	<i>Description</i>	<i>Ref.</i>	<i>Part Number</i>	<i>Qty.</i>	<i>Description</i>
1	95-7503	1	Differential ASM	9	99-7581	2	Gear-Differential
2	106-1093	1	Ring And Pinion Set	10	99-7582	2	Washer-Differential
2:1	95-7504	1	Gear-43 Tooth, Bevel Spiral	10	99-7583	2	Washer-Differential
2:2	106-1092	1	Pinion-Spiral, Bevel	10	99-7584	2	Washer-Differential
3	95-7502	1	Case-Differential	11	99-7588	1	Pin-Spring
4	99-7576	8	Bolt	12	99-7562	2	Bearing-Ball
5	3253-4	8	Washer-Lock	13	99-7585	2	Shim 0.1
6	99-7578	1	Shaft-Differential	13	99-7586	2	Shim 0.2
7	99-7579	2	Pinion-Differential	13	99-7587	2	Shim 0.4
8	99-7580	2	Washer-Differential				



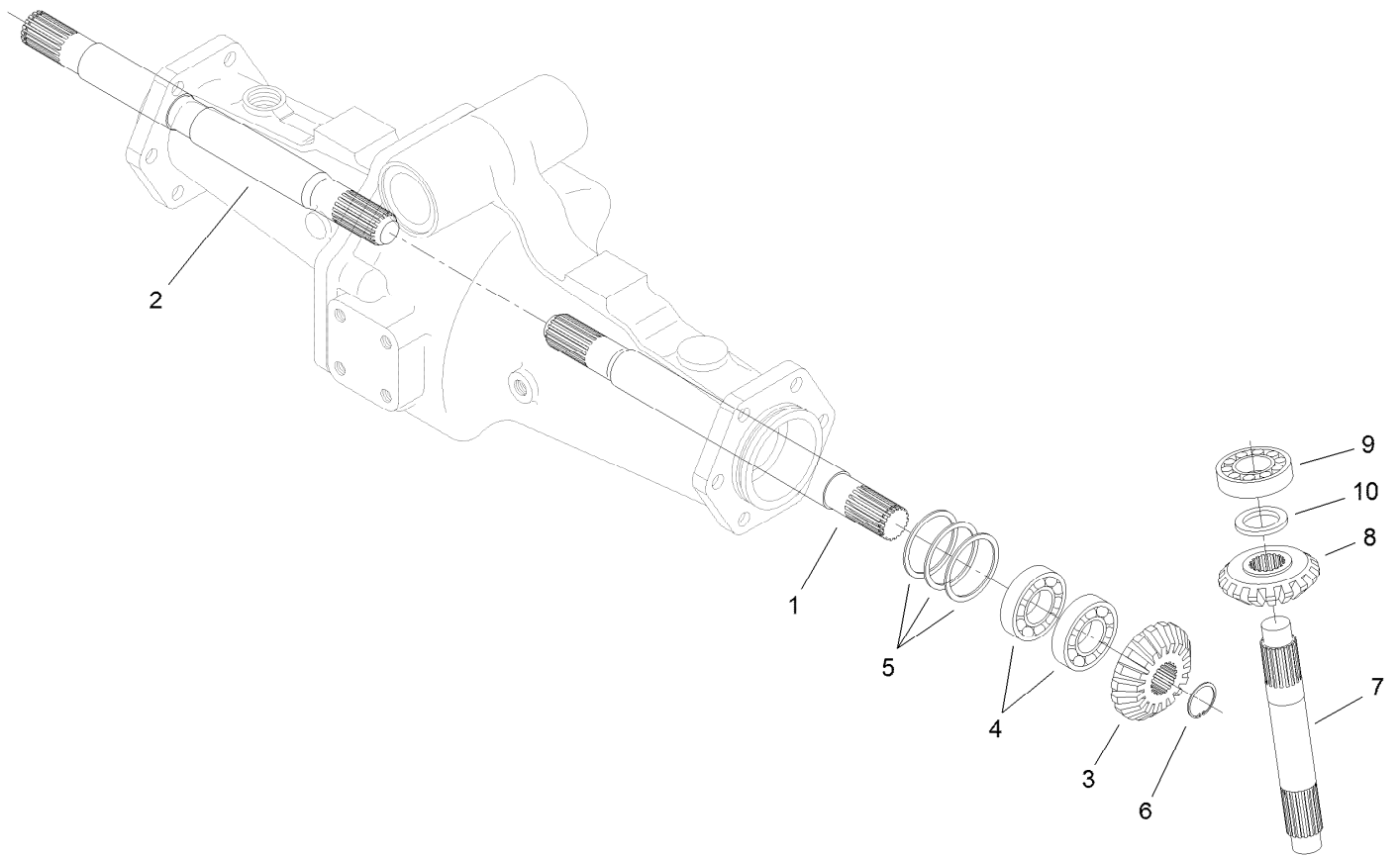
Axle Support Assembly Rear Axle Assembly No. 110-4750

<i>Ref.</i>	<i>Part Number</i>	<i>Qty.</i>	<i>Description</i>
1	95-7508	1	Support-Axle
2	95-7506	1	Support-Axle
3	106-1067	1	O-Ring
4	95-7537	2	Bushing-Flanged
5	99-7590	2	Washer-Seal
6	99-7589	2	Plug
7	110-4812	1	Axle Vent ASM
7:3	110-4815	1	Insert-Filter, Foam
8	99-7592	8	Bolt
9	106-1068	2	O-Ring
10	104-2377	1	Extension-Vent
11	104-8643	1	Plug
12	104-8644	1	O-Ring



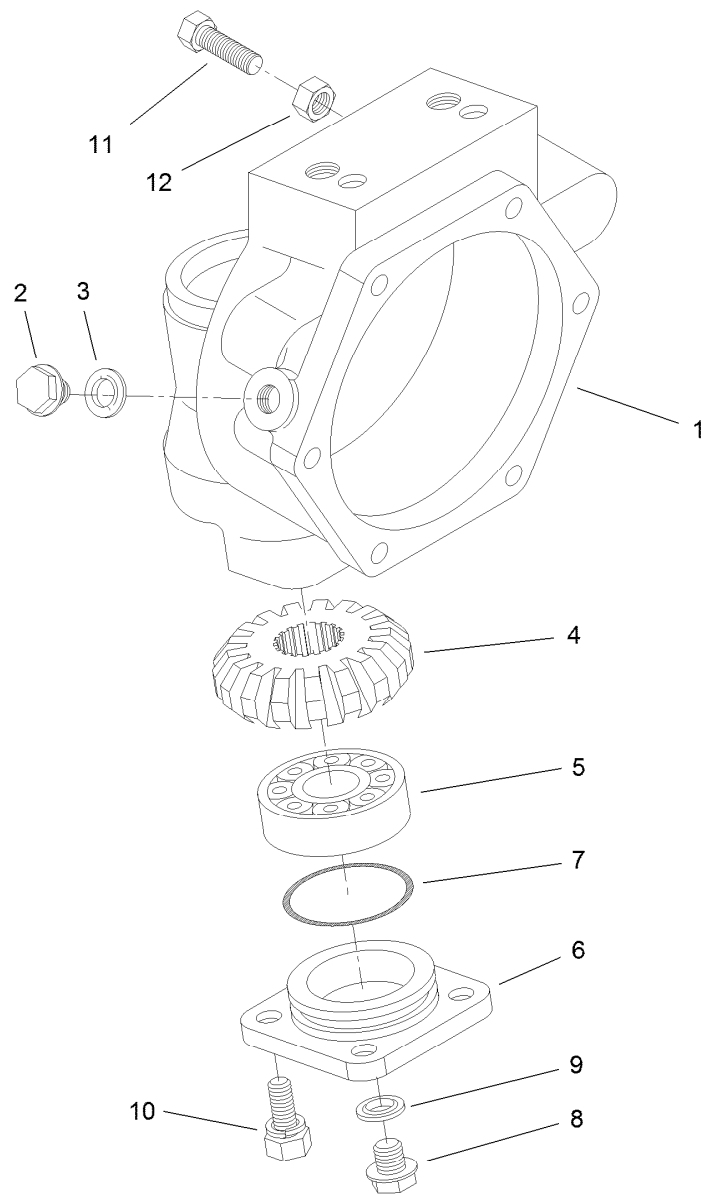
Bevel Gear Case Assembly Rear Axle Assembly No. 110-4750

Ref.	Part Number	Qty.	Description	Ref.	Part Number	Qty.	Description
1	110-4752	2	Case-Gear, Bevel	12	104-2375	4	Bolt
2	110-4754	2	Seal-Oil	13	99-7599	8	Bolt
3	104-2378	2	Bushing	14	99-7525	4	Stud
4	106-1069	2	O-Ring	15	99-7526	4	Nut
5	104-2373	2	Knuckle	16	99-7527	4	Washer-Spring
6	104-2374	8	Bolt	18	106-1141	1	Steering Tie Rod ASM
7	100-3768	1	LH Steering Arm ASM	18:2	106-1113	2	Tie Rod End ASM - RH Thread
7:2	104-8634	1	Bushing	18:2:1	100-3853	1	Cover-Dust
7:3	106-1104	2	Fitting-Grease	18:2:2	100-3854	1	Nut-Castle
8	100-3766	1	RH Steering Arm ASM	18:2:3	110-4755	1	Fitting-Grease
8:2	104-8634	1	Bushing	18:2:4	3272-11	1	Pin-Cotter
8:3	106-1104	2	Fitting-Grease	18:5	100-3855	2	Bolt
10	95-7547	2	Shim 0.1	18:6	99-7527	2	Washer-Spring
10	95-7548	2	Shim 0.2	18:7	99-7526	2	Nut
10	95-7549	2	Shim 0.3				
11	99-7597	4	Pin-Dowel				



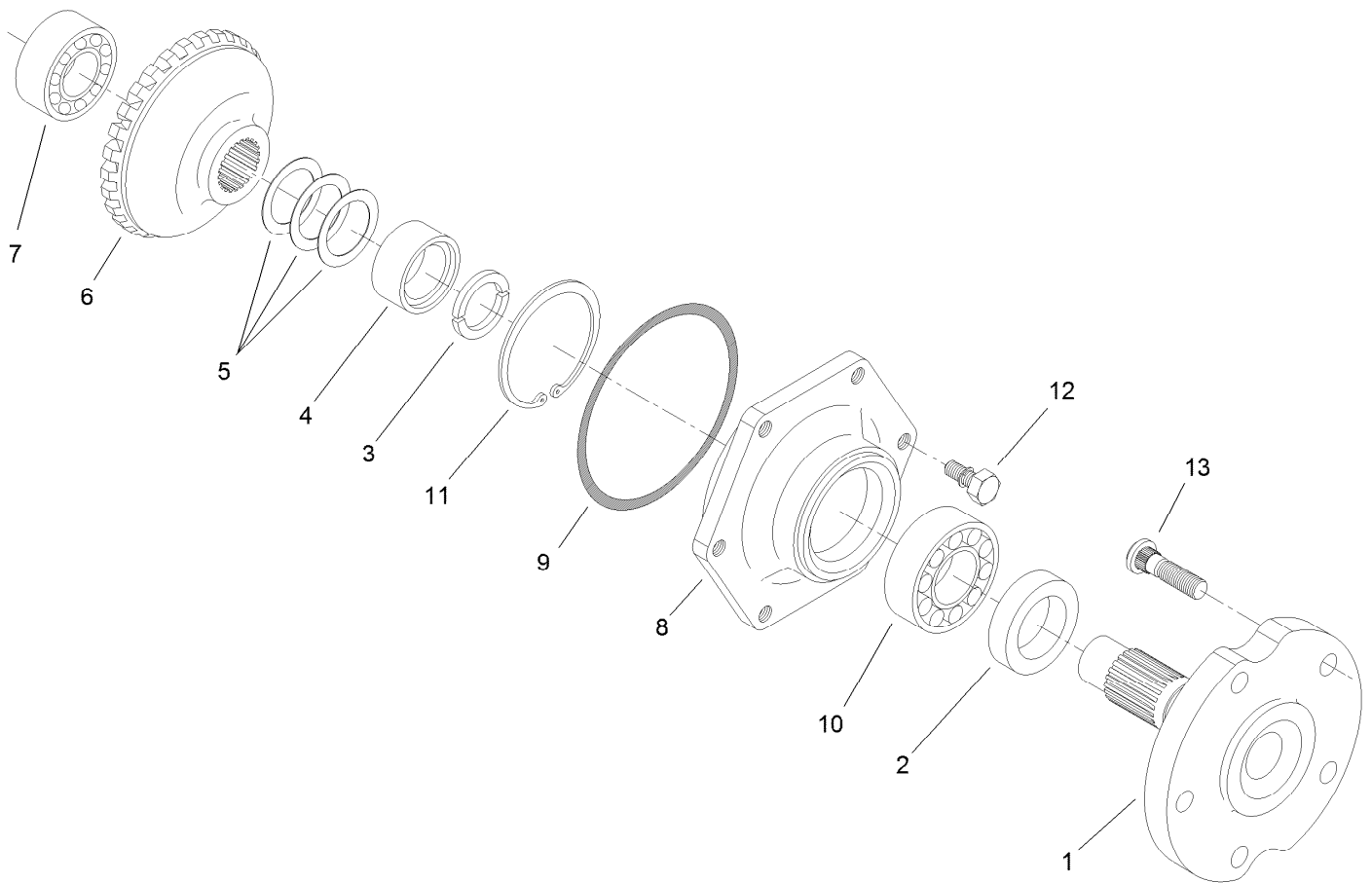
Bevel Gear Shaft Assembly Rear Axle Assembly No. 110-4750

<i>Ref.</i>	<i>Part Number</i>	<i>Qty.</i>	<i>Description</i>
1	95-7509	1	Shaft-Gear, Differential
2	95-7512	1	Shaft-Gear, Differential
3	95-7517	2	Gear-Bevel, 15 Tooth
4	99-7530	4	Bearing-Ball
5	99-7552	2	Shim 0.1
5	99-7553	2	Shim 0.2
5	99-7554	2	Shim 0.5
6	99-7531	2	Clip
7	110-4753	2	Shaft-Gear, Bevel
8	95-7519	2	Gear-Bevel, 17 Tooth
9	99-7532	2	Bearing-Roller, Taper
10	99-7558	2	Collar



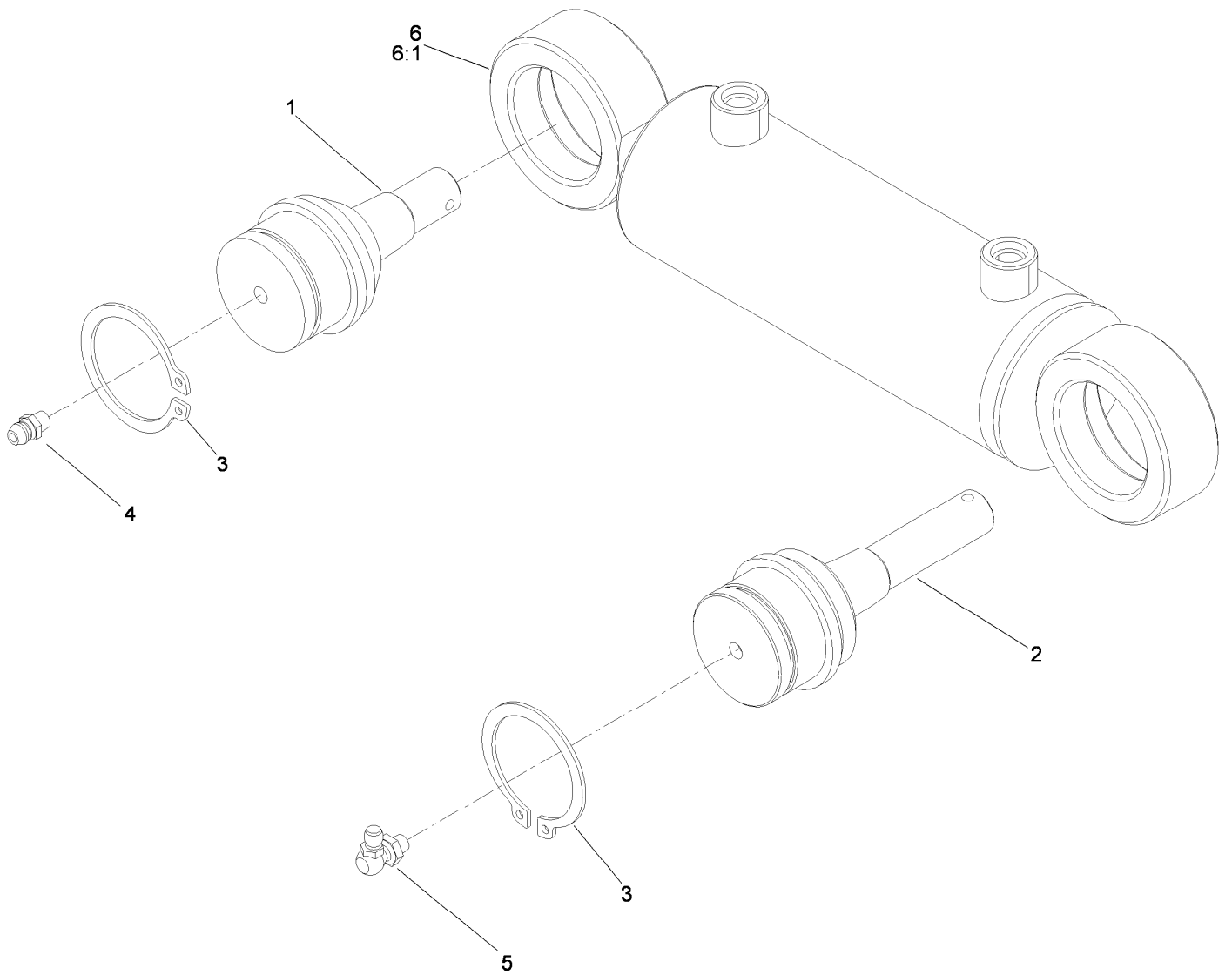
Axle Case Assembly Rear Axle Assembly No. 110-4750

<i>Ref.</i>	<i>Part Number</i>	<i>Qty.</i>	<i>Description</i>
1	110-4751	2	Case-Axle
2	99-7535	2	Plug
3	99-7536	2	Washer-Seal
4	95-7527	2	Gear-Bevel, 17 Tooth
5	99-7532	2	Bearing-Roller, Taper
6	100-2560	2	Cover
7	106-1070	2	O-Ring
8	99-7589	2	Plug
9	99-7590	2	Washer-Seal
10	100-2562	8	Bolt
11	106-1102	2	Bolt-Stop
12	106-1103	2	Nut



Axle Assembly Rear Axle Assembly No. 110-4750

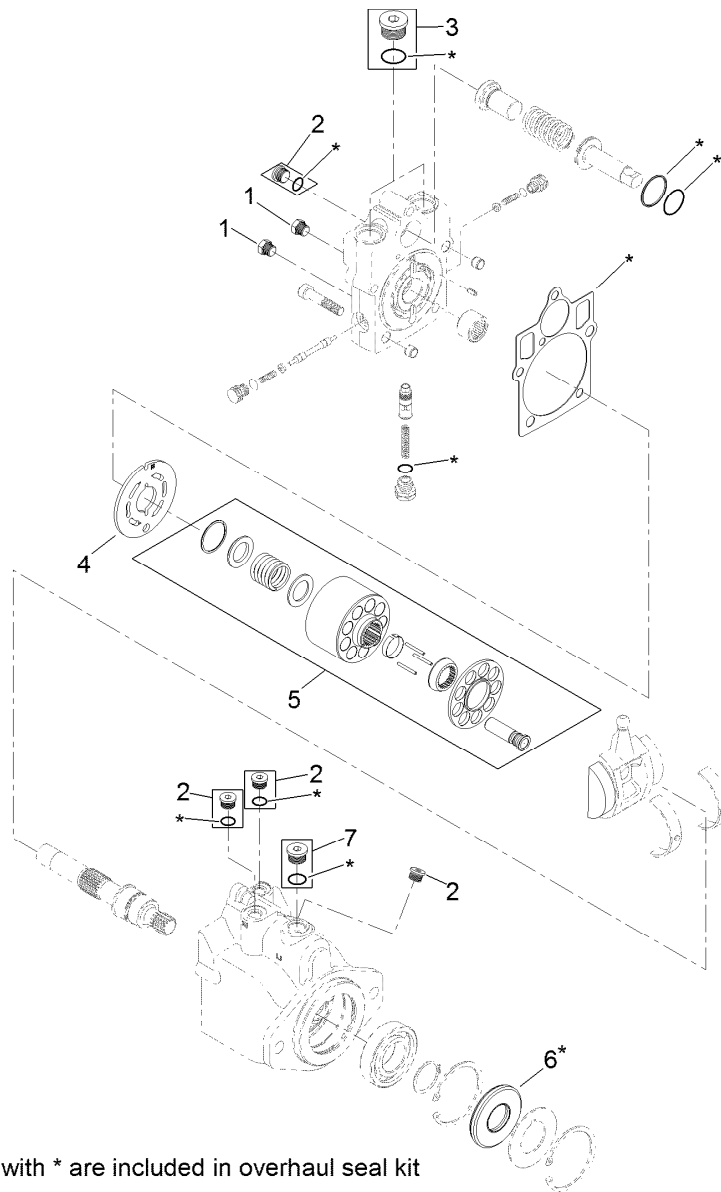
<i>Ref.</i>	<i>Part Number</i>	<i>Qty.</i>	<i>Description</i>
1	95-7522	2	Axle
2	99-7564	2	Seal-Oil
3	95-7544	4	Clip
4	95-7523	2	Spacer
5	99-7555	2	Shim 0.3
5	99-7556	2	Shim 0.2
5	99-7557	2	Shim 0.5
6	95-7524	2	Gear-Bevel, 29 Tooth
7	99-7534	2	Bearing-Ball
8	95-7521	2	Cover-Axle
9	106-1071	2	O-Ring
10	99-7561	2	Bearing-Ball
11	99-7539	2	Clip
12	99-7596	12	Bolt
13	99-7563	10	Stud



Steer Cylinder Assembly No. 119-3903

<i>Ref.</i>	<i>Part Number</i>	<i>Qty.</i>	<i>Description</i>
1	106-6774	1	Joint-Ball
2	100-3795	1	Joint-Ball
3	32151-104	2	Ring-Retaining, External
4	302-5	1	Fitting-Grease
5	302-60	1	Fitting-Grease
6	125-1661	1	Cylinder-HYD
6:1	125-1681	1	Cylinder Repair Kit ●

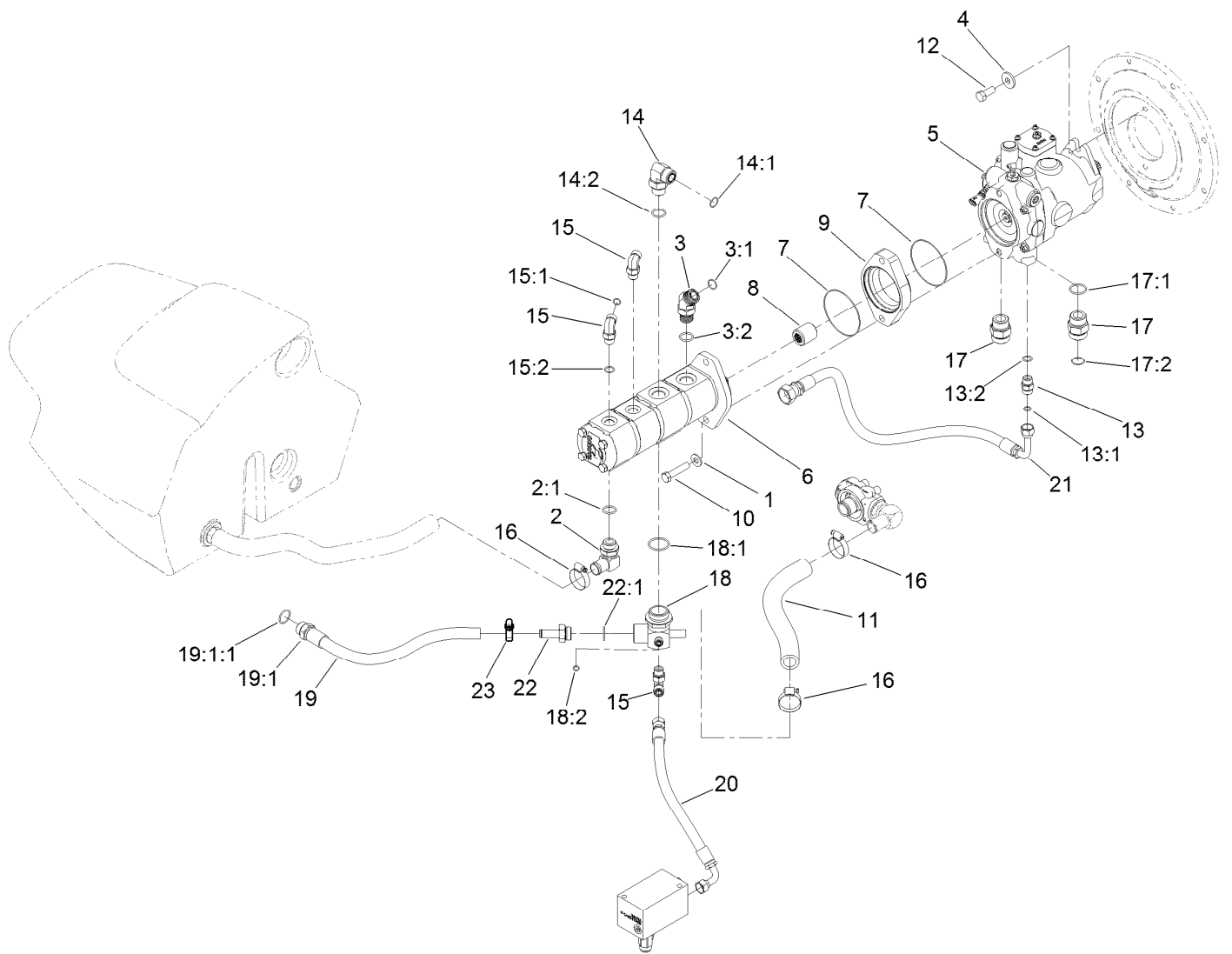
● Not illustrated



8= all items with * are included in overhaul seal kit

Piston Motor Assembly No. 121-3101

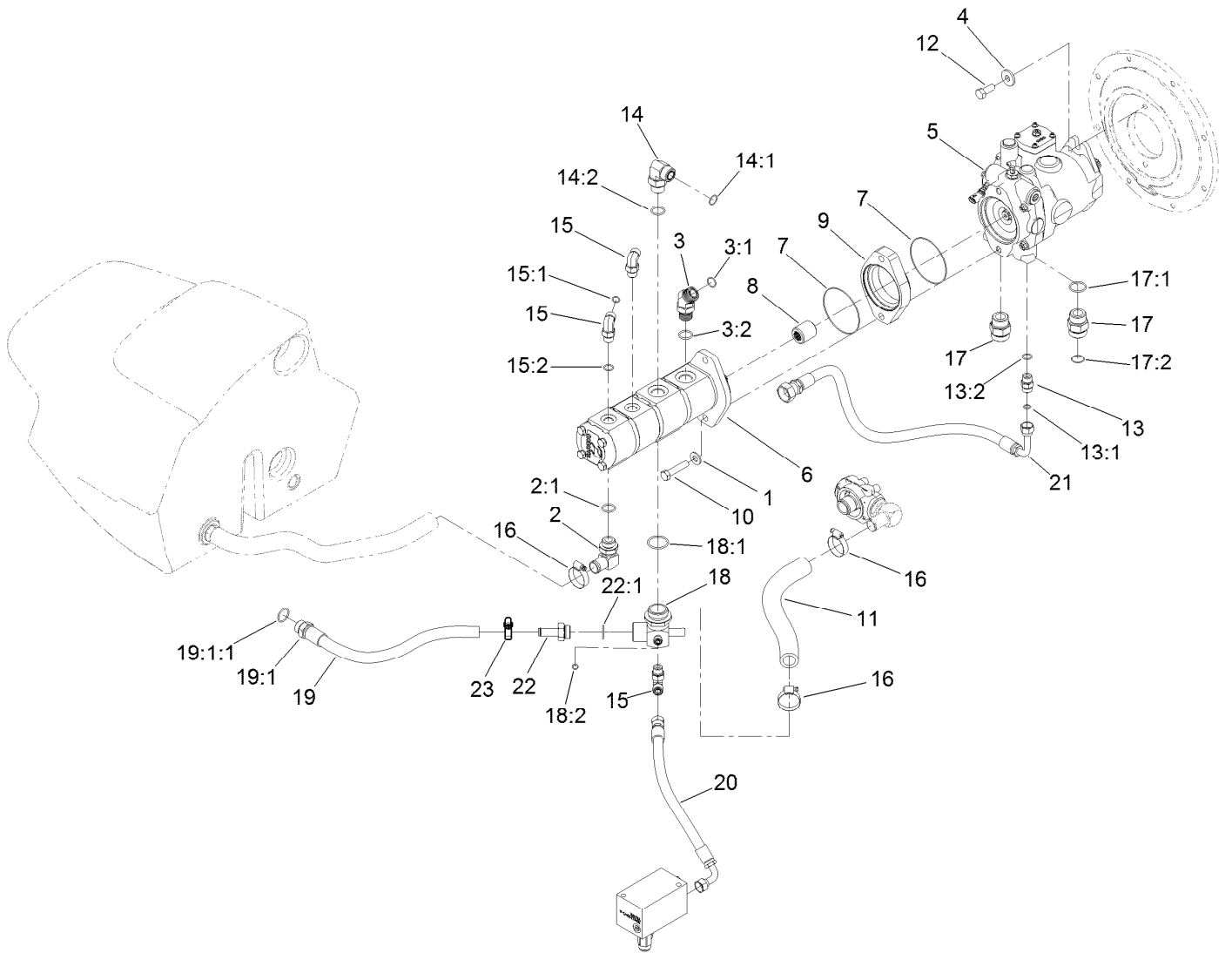
Ref.	Part Number	Qty.	Description
1	92-1352	2	Plug
2	69-3080	5	Plug
3	69-3130	2	Plug
4	125-4638	1	Valve Plate
5	125-4639	1	Cylinder Block Kit
6	69-3190	1	Seal-Lip
7	67-9090	1	Plug
8	121-1736	1	Overhaul Seal Kit



Hydraulic Pump Assembly

Ref.	Part Number	Qty.	Description	Ref.	Part Number	Qty.	Description
1	87-7270	2	Washer-Thrust	14	340-142	1	Fitting-Elbow, 90 DEG
2	100-4202	1	Fitting-90	14:1	237-58	1	O-Ring
2:1	237-81	1	O-Ring	14:2	237-81	1	O-Ring
3	100-5530	1	Fitting-45 DEG	15	340-98	3	Fitting-Elbow, 90 DEG
3:1	237-58	1	O-Ring	15:1	237-79	1	O-Ring
3:2	237-81	1	O-Ring	15:2	237-30	1	O-Ring
4	110-6147	2	Washer-Flat	16	2412-111	3	Clamp-Hose, W/Liner
5	114-4188	1	Piston Pump ASM	17	104-3797	2	Fitting-Straight
6	114-4189	1	4-Section Pump ASM	17:1	237-146	1	O-Ring
7	115-3009	2	O-Ring	17:2	340-65	1	O-Ring
8	115-3011	1	Coupler-Pump	18	130-1616	1	Fitting-Tee
9	115-3757	1	Spacer-Pump	18:1	237-101	1	O-Ring
10	115-8488	2	Screw-HH	18:2	237-22	1	O-Ring
11	121-3062	1	Hose-Suction	19	121-3079	1	Hose ASM
12	325-5	2	Screw-HH	19:1		1	Fitting-Straight ●
13	340-4	1	Fitting-Straight	19:1:1	237-81	1	O-Ring
13:1	237-30	1	O-Ring	20	125-4616	1	Hose ASM
13:2	237-79	1	O-Ring	21	130-1633	1	Hose ASM

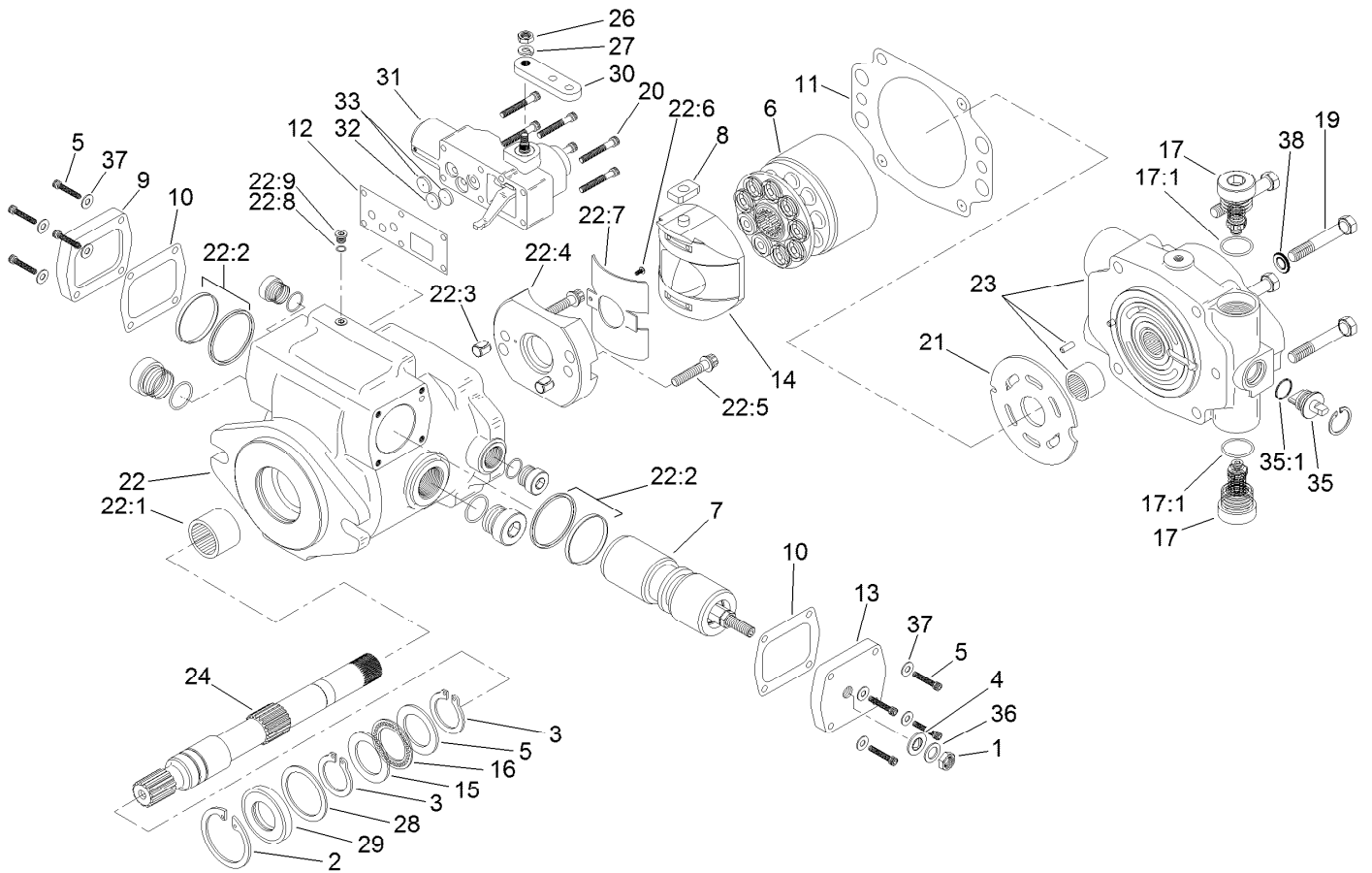
● Not serviced separately



Hydraulic Pump Assembly (continued)

<i>Ref.</i>	<i>Part Number</i>	<i>Qty.</i>	<i>Description</i>	<i>Ref.</i>	<i>Part Number</i>	<i>Qty.</i>	<i>Description</i>
22	121-1526	1	Fitting-STR	22:1	237-81	1	O-Ring
				23	2412-129	1	Clamp-Hose

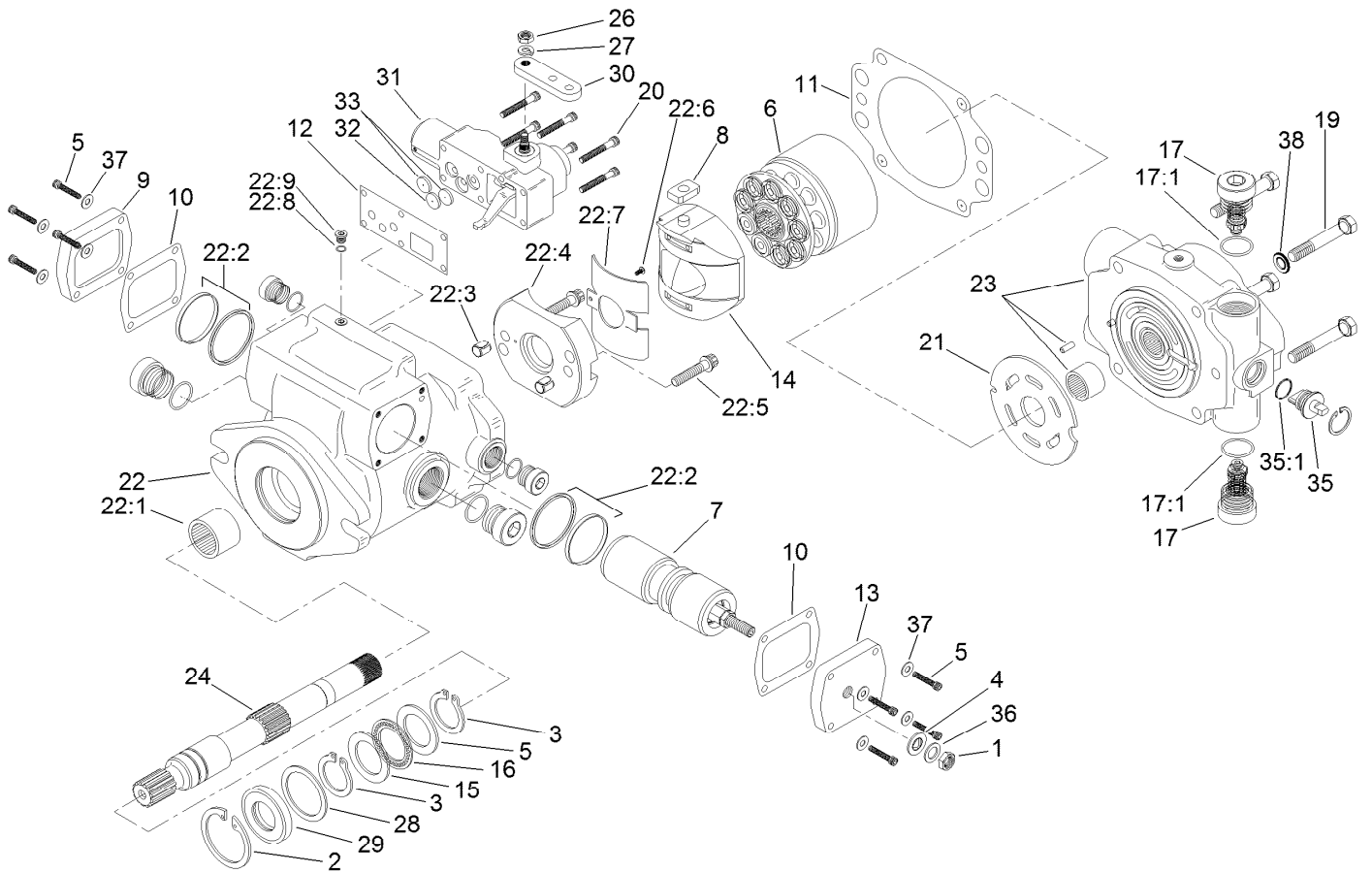
● Not serviced separately



Piston Pump Assembly No. 114-4188

Ref.	Part Number	Qty.	Description	Ref.	Part Number	Qty.	Description
1	3220-3	1	Nut-HJ	19	323-45	4	Screw-HH
2	60-6260	1	Ring	20	93-6324	6	Screw
3	76-7000	2	Ring-Retaining	21	105-9854	1	Plate-Valve
4	94-3027	1	Washer-Seal	22	105-9855	1	Housing ASM
5	93-6337	8	Screw	22:1		1	Bearing ●
6	105-9851	1	Rotating Kit	22:2		2	Seal ASM ●
7	105-4572	1	Servo Piston ASM	22:3		2	Dowel-Bushing ●
8	94-3032	1	Follower-Piston	22:4		1	Cradle ASM ●
9	94-3033	1	Plate-Cover	22:5		2	Screw ●
10	93-6339	2	Gasket	22:6		1	Screw ●
11	105-2900	1	Gasket-Housing	22:7		1	Bushing ●
12	105-2901	1	Gasket-Housing, Control	22:8		1	O-Ring ●
13	105-9853	1	Plate-Cover	22:9		1	Plug ●
14	94-3026	1	Camplate ASM	23	115-4445	1	Endcover Sub ASM
15	76-6950	2	Race-Thrust	24	115-3008	1	Shaft-Drive
16	76-6960	1	Bearing-Thrust	26	93-6327	1	Nut
17	105-2857	2	Valve-Relief	27	3253-3	1	Washer-Lock
17:1		1	O-Ring ●	28	60-6240	1	Washer

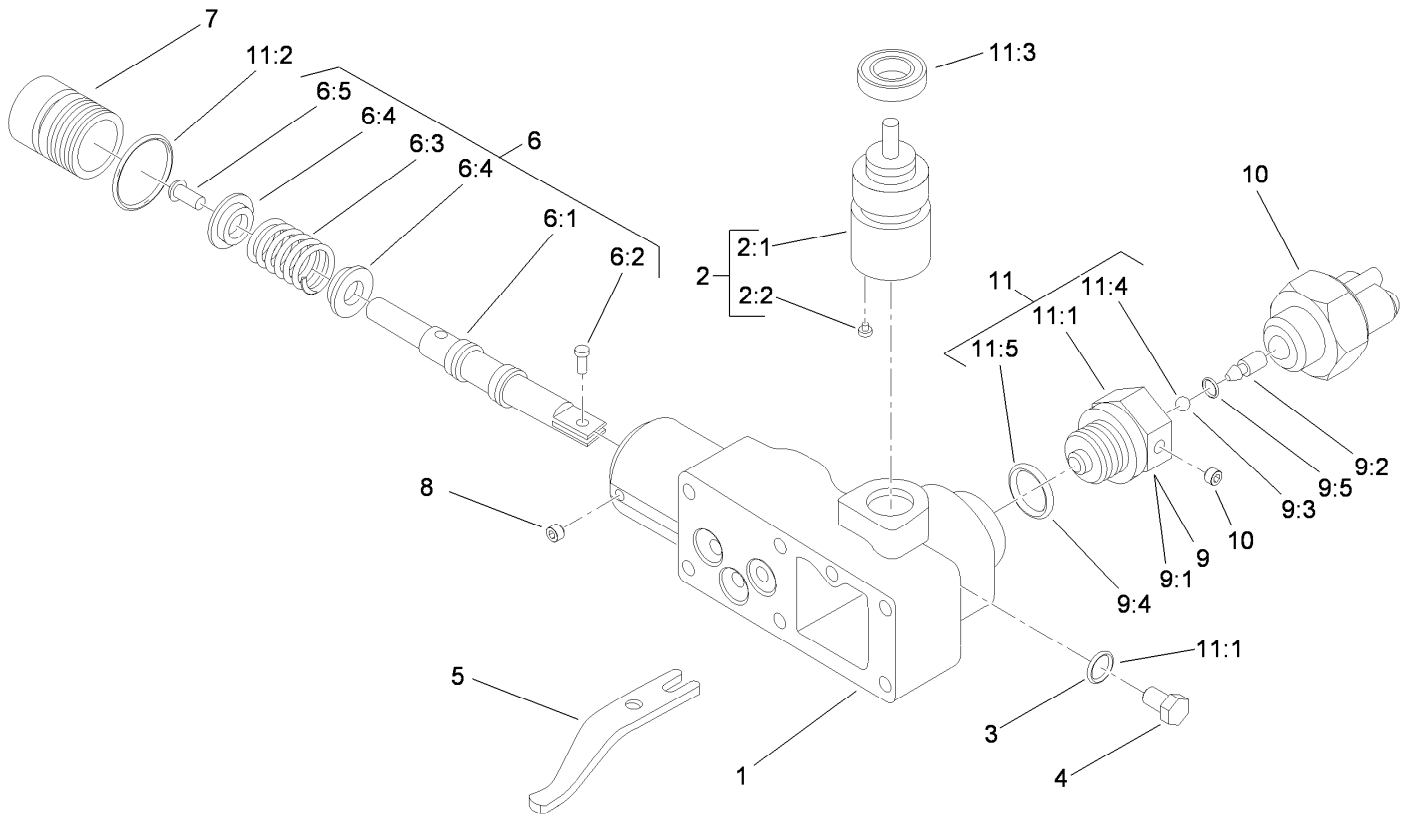
● Not serviced separately



Piston Pump Assembly No. 114-4188 (continued)

Ref.	Part Number	Qty.	Description	Ref.	Part Number	Qty.	Description
29	105-3331	1	Seal-Shaft	35	105-2864	1	Valve-Bypass
30	110-0036	1	Arm-Control	35:1		1	O-Ring ●
31	115-4446	1	Control-Servo, Manual	36	94-3030	1	Washer
32	105-2909	1	Orifice-Control, .036 DIA	37	93-6336	8	Washer
33	94-3041	2	Orifice-Control (.028 DIA)	38	105-9762	4	Washer

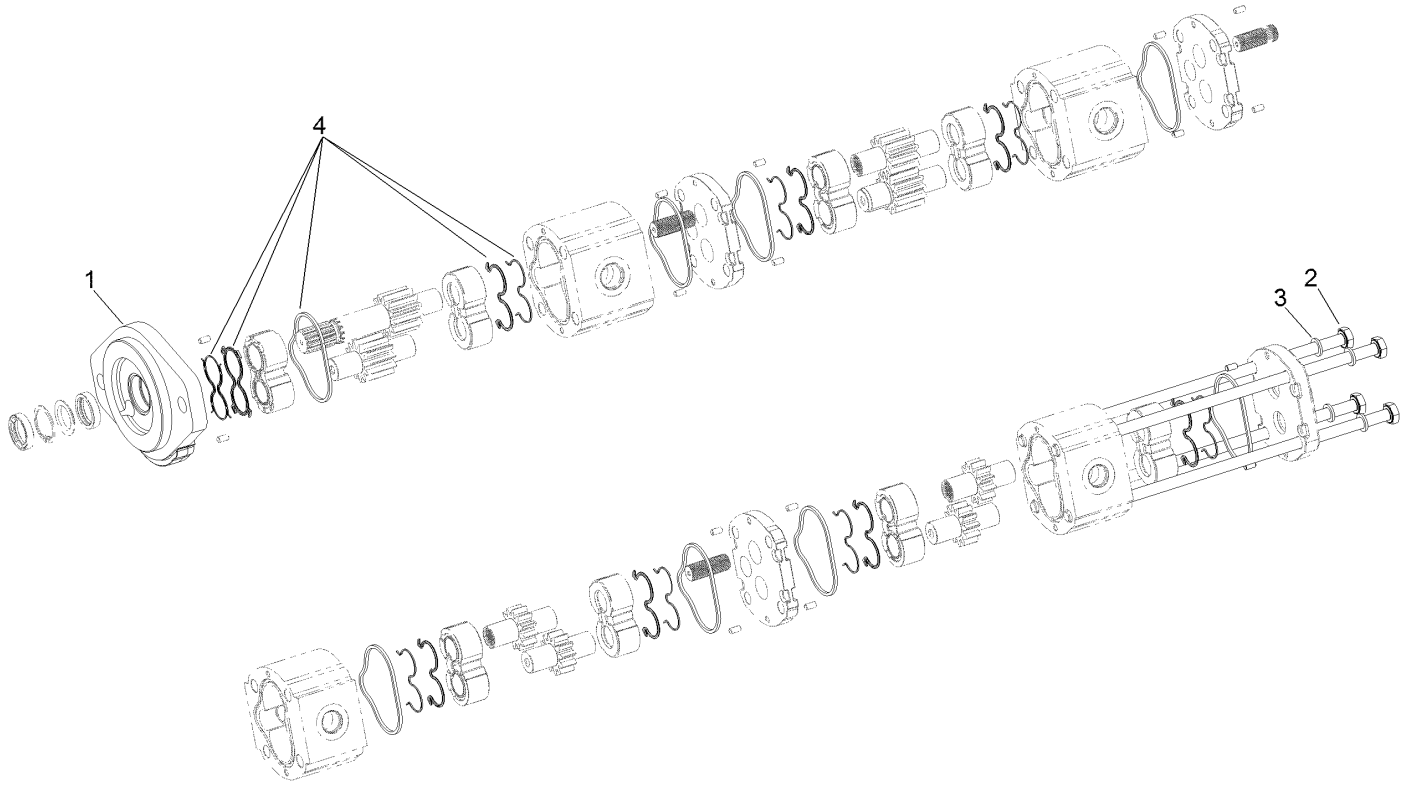
● Not serviced separately



Control Assembly No. 115-4446

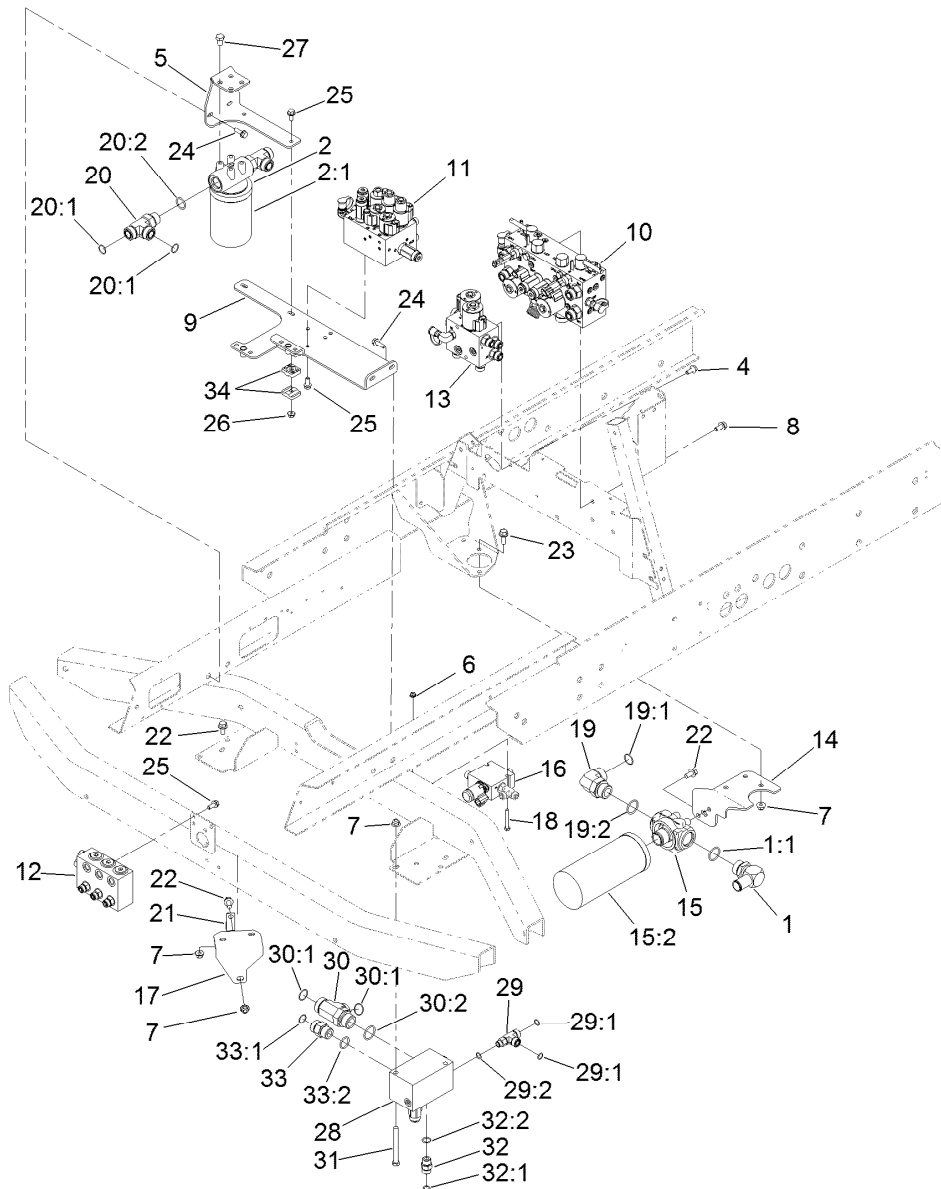
Ref.	Part Number	Qty.	Description	Ref.	Part Number	Qty.	Description
1		1	Housing-Control ●	8		2	Screw-Set ●
2	108-7099	1	Input Control Shaft ASM	9	108-8003	1	Adaptor ASM
2:1		1	Shaft ●	9:1		1	Adaptor-Lockout, Neutral ●
2:2		1	Pin ●	9:2		1	Pin ●
3		1	O-Ring ●	9:3		1	Ball ●
4		1	Plug ●	9:4		1	O-Ring ●
5		1	Link-Feedback ●	9:5		1	O-Ring ●
6	108-7098	1	Valve Spool ASM	10	115-3795	1	Switch-Neutral
6:1		1	Valve-Spool ●	11	94-3044	1	Seal Kit
6:2		1	Pin-Dowel ●	11:1	117-8979	1	Seal-Shaft
6:3		1	Spring ●	11:2	105-2901	1	Gasket-Housing, Control
6:4		2	Retainer ●	11:3		1	O-Ring ●
6:5		1	Screw ●	11:4		1	O-Ring ●
7		1	Plug ●	11:5		1	Seal-Wiper ●

● Not serviced separately



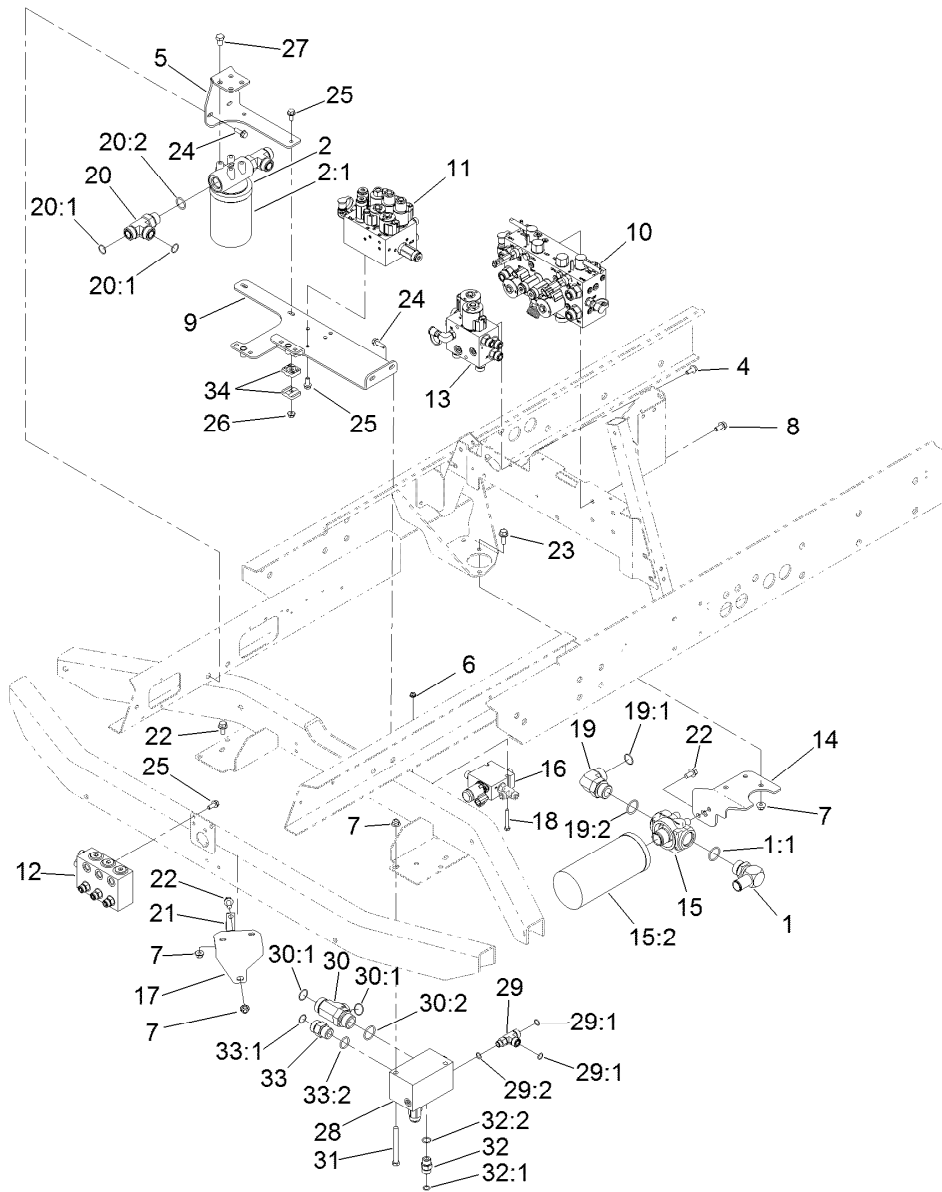
Four Section Pump Assembly No. 114-4189

<i>Ref.</i>	<i>Part Number</i>	<i>Qty.</i>	<i>Description</i>
1	115-3774	1	Cover-Front
2	115-4444	4	Bolt
3	115-9138	4	Washer
4	115-3776	1	Seal Kit



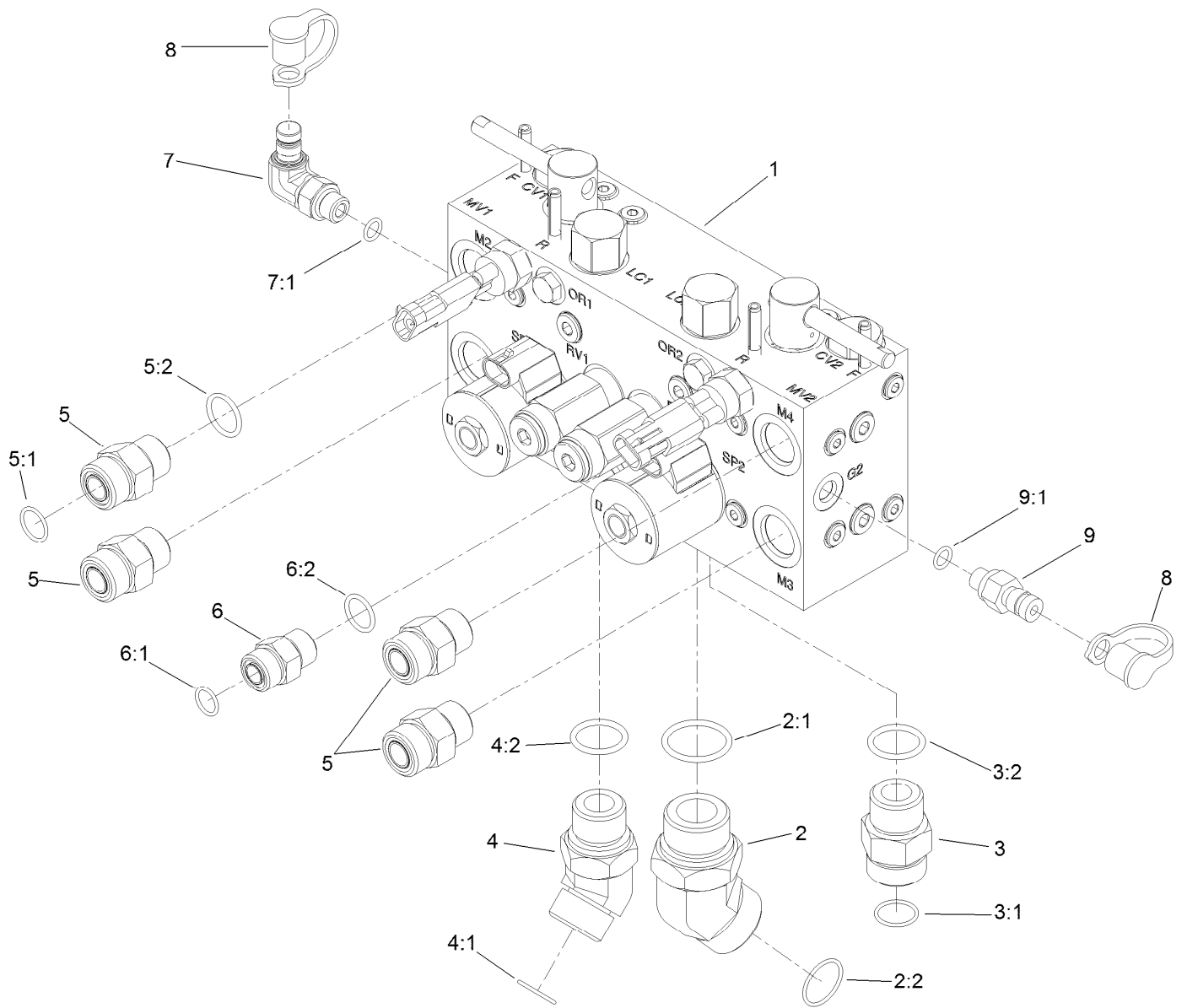
Hydraulic System Components Assembly

Ref.	Part Number	Qty.	Description	Ref.	Part Number	Qty.	Description
1	23-8910	1	Stem-Barb-90	19:1	237-146	1	O-Ring
1:1	237-146	1	O-Ring	19:2	340-65	1	O-Ring
2	93-2242	1	Oil Filter ASM	20	340-148	2	Fitting-Tee
2:1	75-1310	1	Filter-HYD	20:1	237-81	1	O-Ring
4	100-1668	2	Screw-HHF	20:2	237-58	2	O-Ring
5	104-5492-0P	1	Bracket-Filter Head	21	2412-150	1	Clip-J
6	104-7201	2	Nut-HF, NI	22	3234-1	5	Screw-HHF
7	104-8301	7	Nut-HF, NI	23	3234-11	2	Screw-HHF
8	110-1718	4	Screw-HHF	24	115-1794	1	Screw-HHF
9	117-2362	1	Bracket-Mount, Valve	25	3234-5	9	Screw-HHF
10	130-1656	1	Mow Manifold ASM	26	104-8300	2	Nut-HF, NI
11	130-1669	1	Lift Manifold ASM	27	33115-016	4	Screw-HH
12	130-1670	1	Junction Manifold ASM	28	121-3078	1	Rear Traction Manifold ASM
13	119-3943	1	Fan Drive Manifold ASM	29	110-0064	1	Fitting-Tee
14	120-8022-0P	1	Plate-Mount,Filter	29:1	237-30	2	O-Ring
15	139-1010	1	Filter Head ASM	29:2	237-42	1	O-Ring
15:2	94-2621	1	Element-Filter	30	104-3795	1	Fitting-Tee
16	138-6946	1	3-Way Valve Manifold ASM	30:1	340-65	2	O-Ring
17	121-3089-0P	1	Plate-Mount,Tube	30:2	237-146	1	O-Ring
18	321-11	2	Screw-HH	31	323-42	2	Screw-HH
19	340-129	1	Fitting-Elbow, 90 DEG	32	340-4	1	Fitting-Straight



Hydraulic System Components Assembly (continued)

<i>Ref.</i>	<i>Part Number</i>	<i>Qty.</i>	<i>Description</i>	<i>Ref.</i>	<i>Part Number</i>	<i>Qty.</i>	<i>Description</i>
32:1	237-30	1	O-Ring	33:1	237-58	1	O-Ring
32:2	237-79	1	O-Ring	33:2	237-81	1	O-Ring
33	340-9	1	Fitting-STR	34	56-7973	2	Clamp-Tube

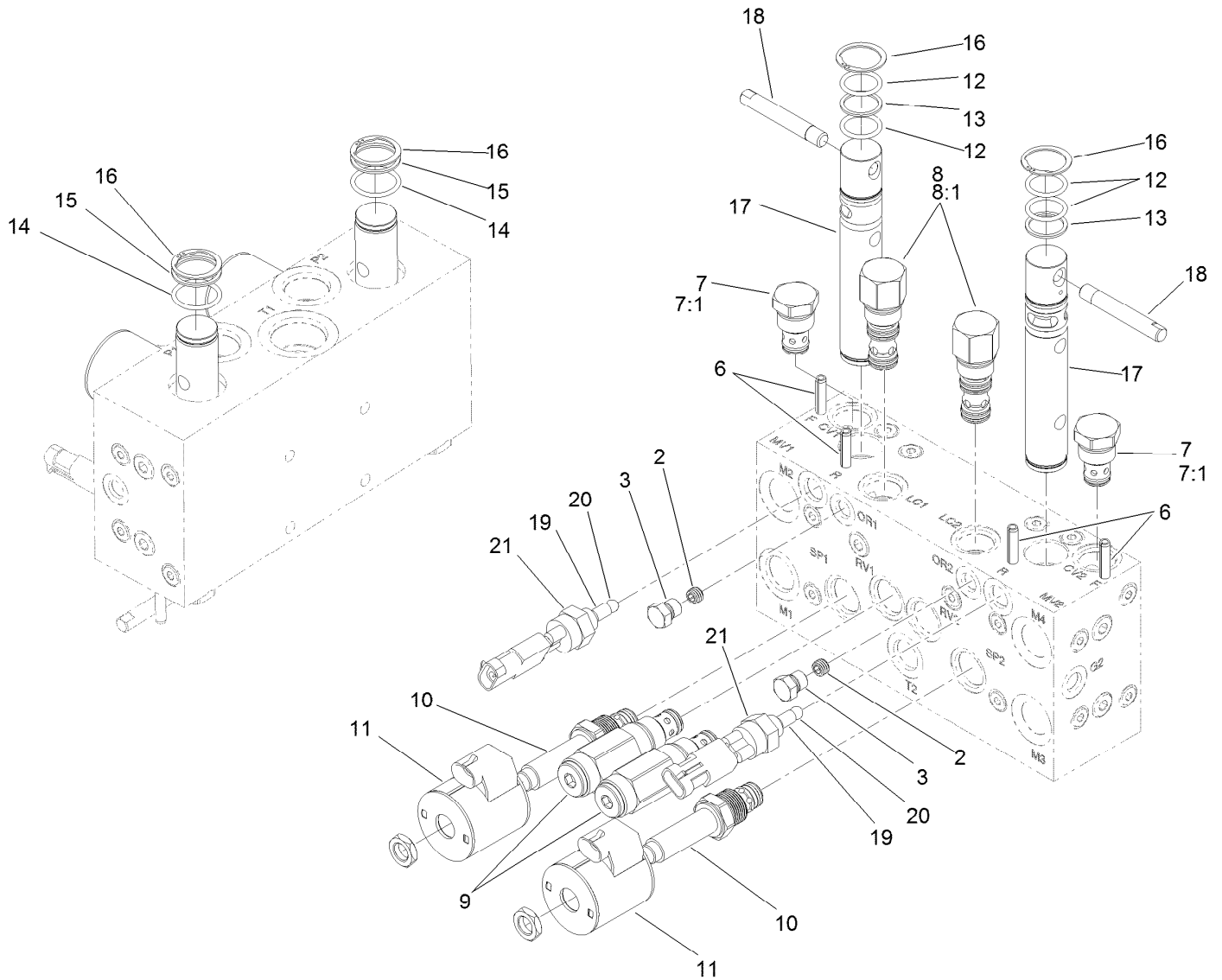


Mow Manifold Assembly No. 130-1656

Ref.	Part Number	Qty.	Description	Ref.	Part Number	Qty.	Description
1		1	Manifold-Mow 5-Plex ■	5:1	237-65	1	O-Ring
2	104-3509	1	Fitting-HYD, 45 DEG	5:2	237-80	1	O-Ring
2:1	237-146	1	O-Ring	6	340-4	1	Fitting-Straight
2:2	340-65	1	O-Ring	6:1	237-30	1	O-Ring
3	340-9	1	Fitting-STR	6:2	237-79	1	O-Ring
3:1	237-58	1	O-Ring	7	115-9147	1	Fitting-Elbow, 90 DEG
3:2	237-81	1	O-Ring	7:1	237-78	1	O-Ring
4	100-5530	1	Fitting-45 DEG	8	354-79	2	Cap-Dust
4:1	237-58	1	O-Ring	9	354-77	1	Fitting-Quick
4:2	237-81	1	O-Ring	9:1	237-78	1	O-Ring ●
5	340-7	4	Fitting-Straight				

● Not illustrated

■ Not serviced separately

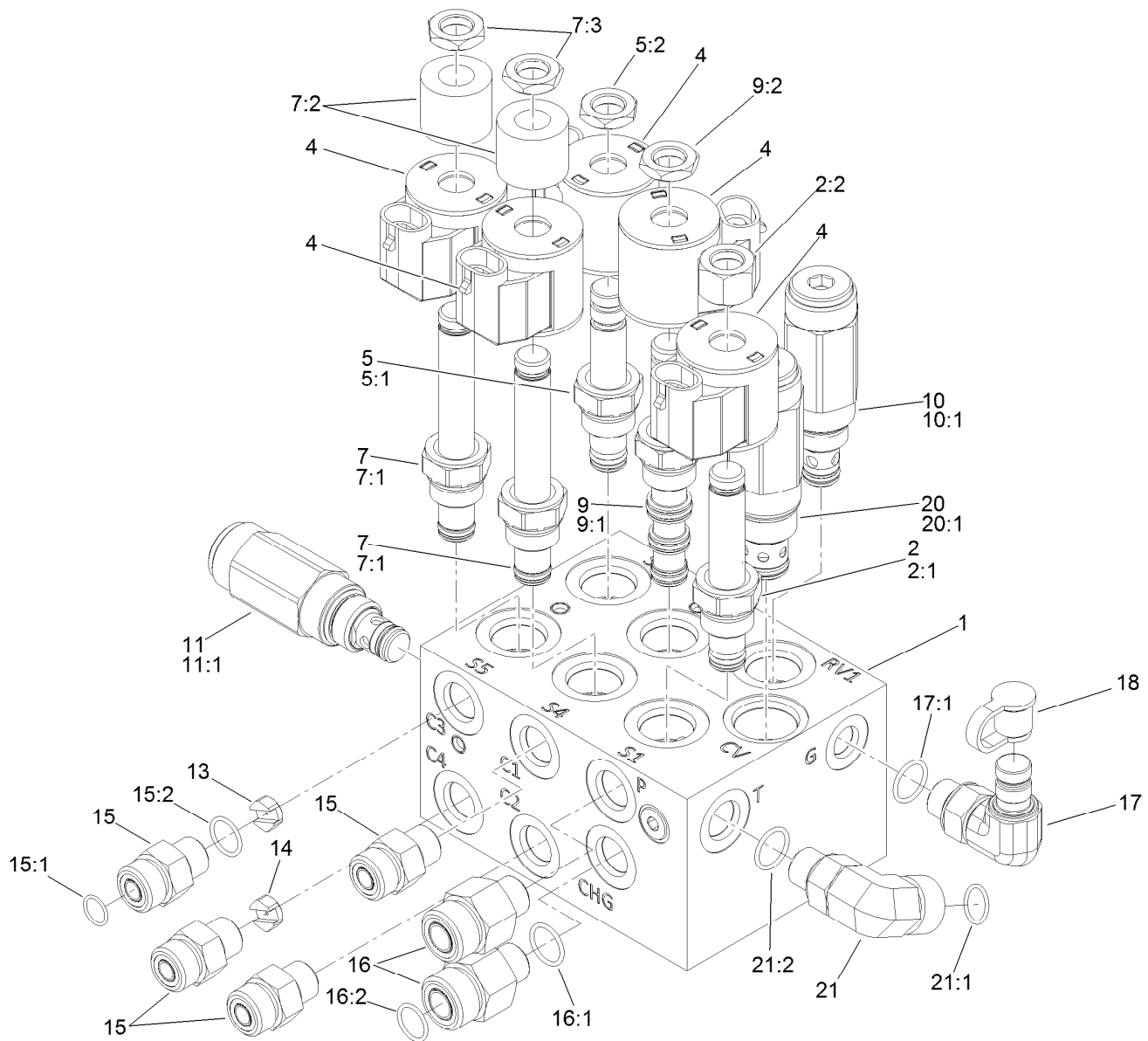


5-Plex Mow Manifold Block Assembly

Ref.	Part Number	Qty.	Description	Ref.	Part Number	Qty.	Description
2	110-8883	2	Plug-Orifice (0.040)	12	120-1657	4	O-Ring
3		2	Plug ■	13	120-1656	2	Ring-Backup
6	112-6531	4	Pin-Spring	14	125-1652	2	O-Ring
7	110-8881	2	Valve-Check	15	120-1654	2	Ring-Backup
7:1	105-9159	1	Seal Kit ●	16	120-1653	4	Ring-Retaining, External
8	120-1693	2	Compensator-Pressure	17	120-1652	2	Spool-Backlap
8:1	119-2159	1	Seal Kit	18	120-1651	2	Handle-Spool
9	138-6964	2	Valve-Relief, 3000 PSI	19	120-1650	2	Pin
10	138-6961	2	Valve-Proportional, NC	20	117-4605	2	Ball-SS
11	110-6344	2	Coil-12V, DC	21	72-4320	2	Switch-Ball

● Not illustrated

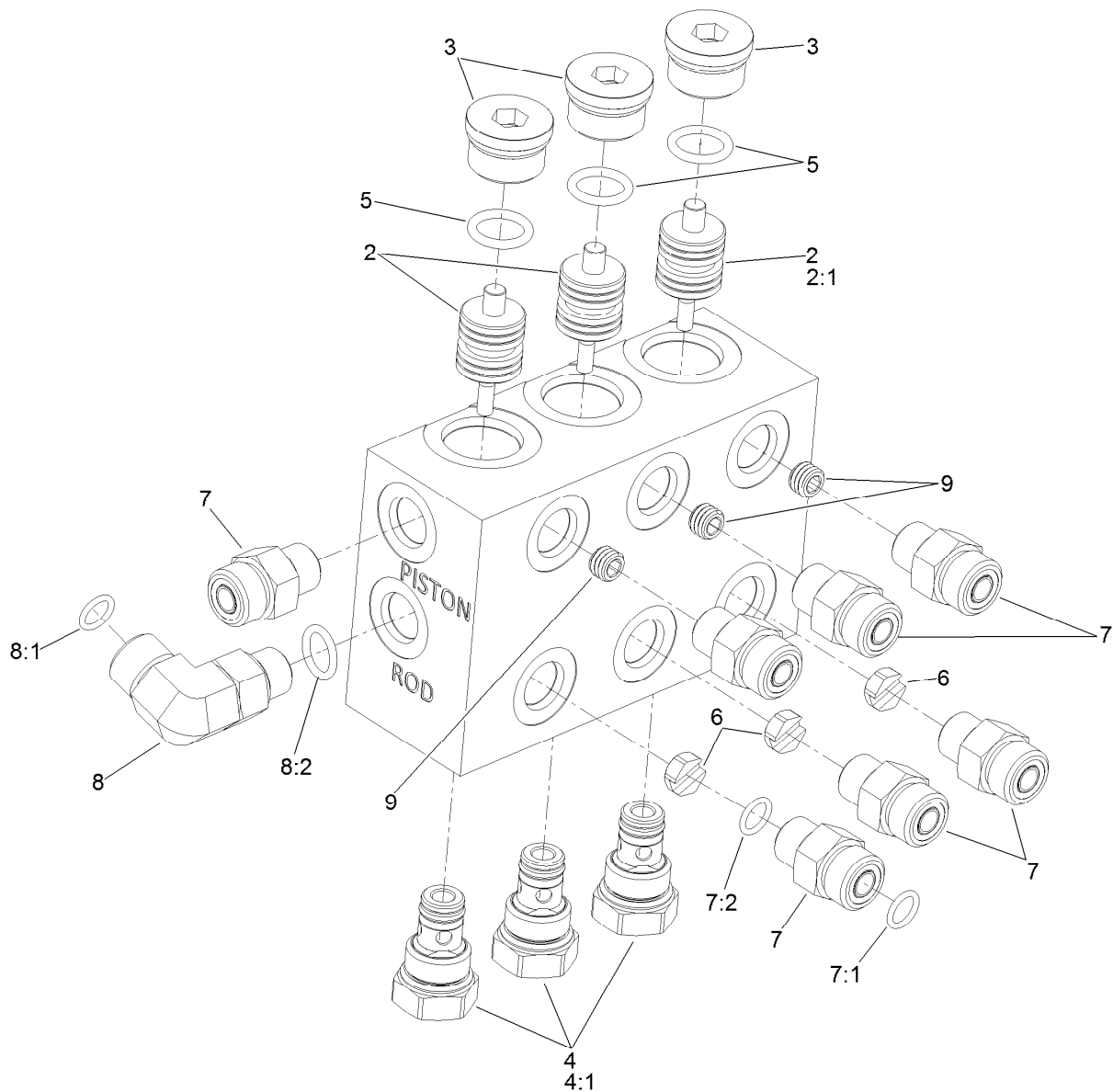
■ Not serviced separately



Lift Manifold Assembly No. 130-1669

Ref.	Part Number	Qty.	Description	Ref.	Part Number	Qty.	Description
1		1	Manifold Block ●	11:1	105-9156	1	Seal Kit
2	107-7517	1	Valve-Solenoid	13	120-1662	1	Orifice-Flow Control, .040
2:1	105-9156	1	Seal Kit	14	119-2010	3	Orifice-Control, Flow (0.055)
2:2	107-7812	1	Nut-Solenoid	15	340-2	4	Fitting-Straight
4	110-0497	5	Coil-Solenoid	15:1	237-22	1	O-Ring
5	112-9206	1	Solenoid Valve ASM	15:2	237-42	1	O-Ring
5:1	105-9156	1	Seal Kit	16	340-5	2	Fitting-Straight
5:2	110-2634	1	Nut-Coil	16:1	237-42	1	O-Ring
7	110-8898	2	Valve-Solenoid	16:2	237-30	1	O-Ring
7:1	107-7527	1	Seal Kit	17	115-9147	1	Fitting-Elbow, 90 DEG
7:2	110-2634	1	Nut-Coil	17:1	237-78	1	O-Ring
7:3	110-8909	1	Spacer-Coil	18	354-79	1	Cap-Dust
9	120-1665	1	Valve-Solenoid	20	115-4140	1	Valve-Check
9:1	112-6520	1	Seal Kit	20:1	110-8772	1	Seal Kit
9:2	110-2634	1	Nut-Coil	21	340-99	1	Fitting-HYD, 90 DEG
10	120-1664	1	Valve-Relief, 1700 PSI	21:1	237-30	1	O-Ring
10:1	105-9156	1	Seal Kit	21:2	237-42	1	O-Ring
11	120-1663	1	Valve-Relief, 500 PSI				

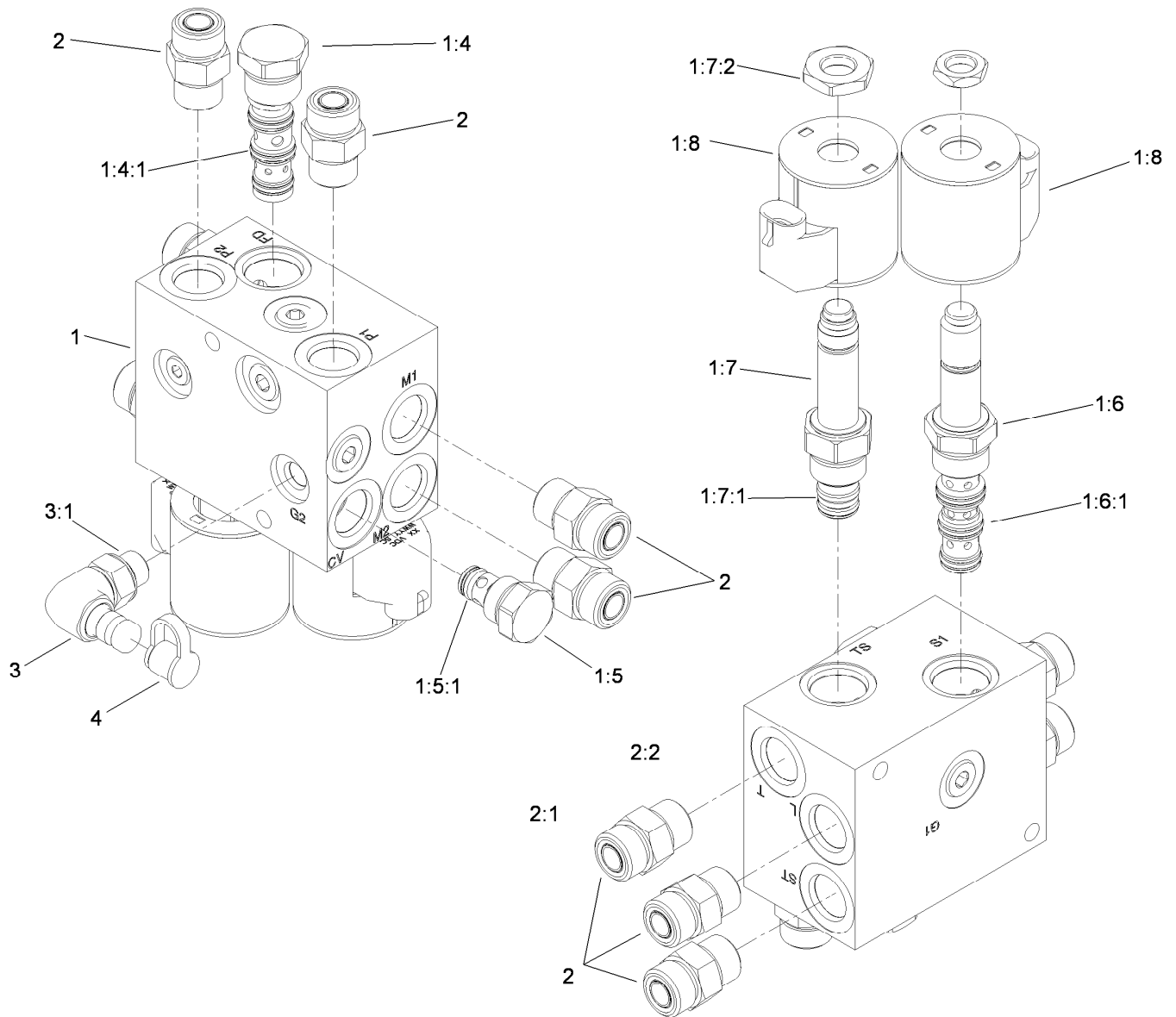
● Not serviced separately



Junction Manifold Assembly No. 130-1670

Ref.	Part Number	Qty.	Description
2	110-8901	3	Piston-Pilot
2:1	110-8900	1	O-Ring
3		3	Plug ●
4	110-9006	3	Valve-Check
4:1	105-9156	1	Seal Kit
5	110-8900	3	O-Ring
6	119-2009	3	Orifice-Flow Control (0.030)
7	340-2	7	Fitting-Straight
7:1	237-22	1	O-Ring
7:2	237-42	1	O-Ring
8	340-77	1	Fitting-Elbow, 90 DEG
8:1	237-22	1	O-Ring
8:2	237-42	1	O-Ring
9	130-1674	1	Orifice-Control, Flow

● Not serviced separately

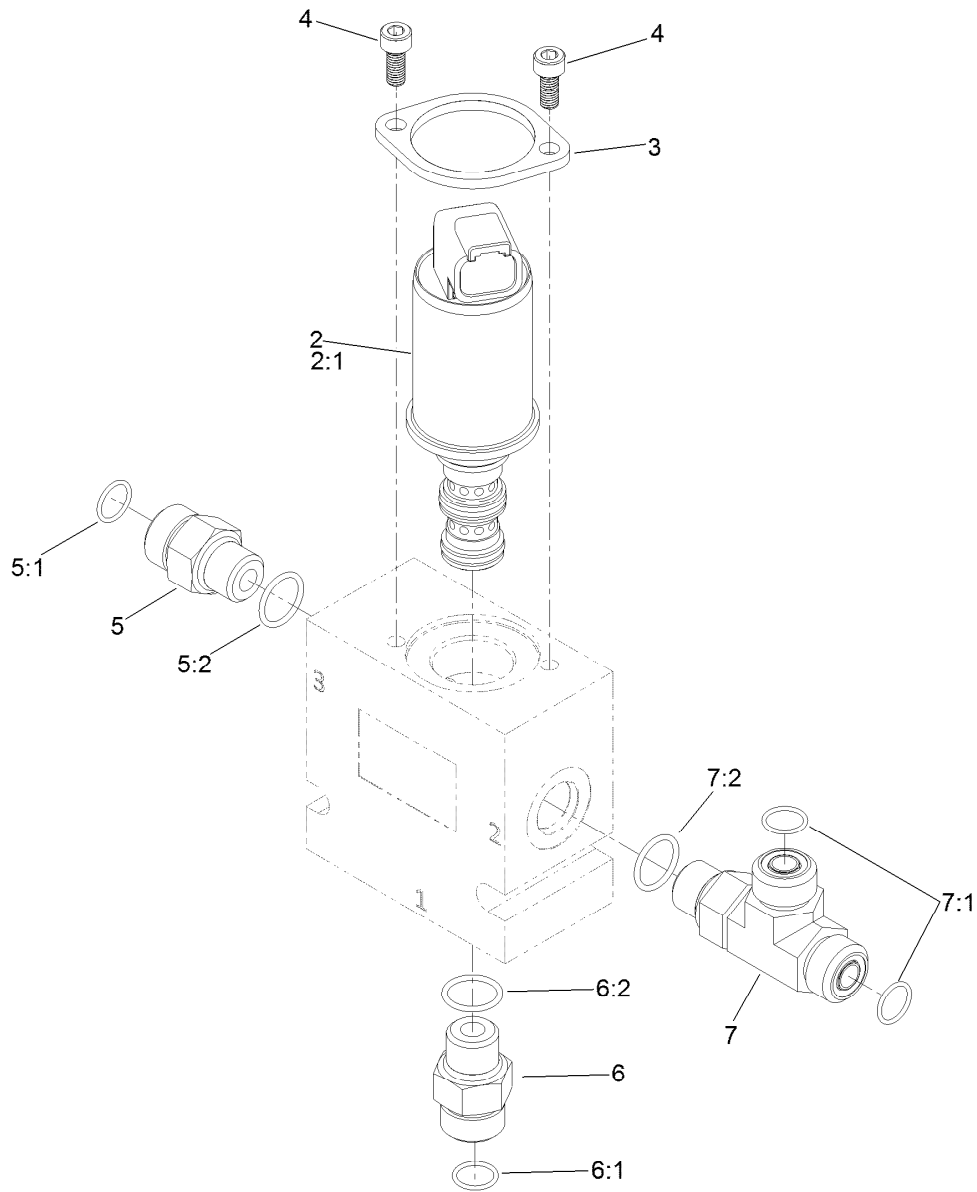


Fan Drive Manifold Assembly No. 119-3943

Ref.	Part Number	Qty.	Description
1		1	Fan Drive Manifold ASM ●
1:4	115-3024	1	Valve-Flow Divider/Combiner
1:4:1	115-3025	1	Seal Kit
1:5	105-9321	1	Check Valve ASM
1:5:1	105-9156	1	Seal Kit
1:6	115-3023	1	Solenoid Valve ASM
1:6:1	110-8908	1	Spool Valve Seal Kit
1:7	115-3022	1	Relief-Proportional

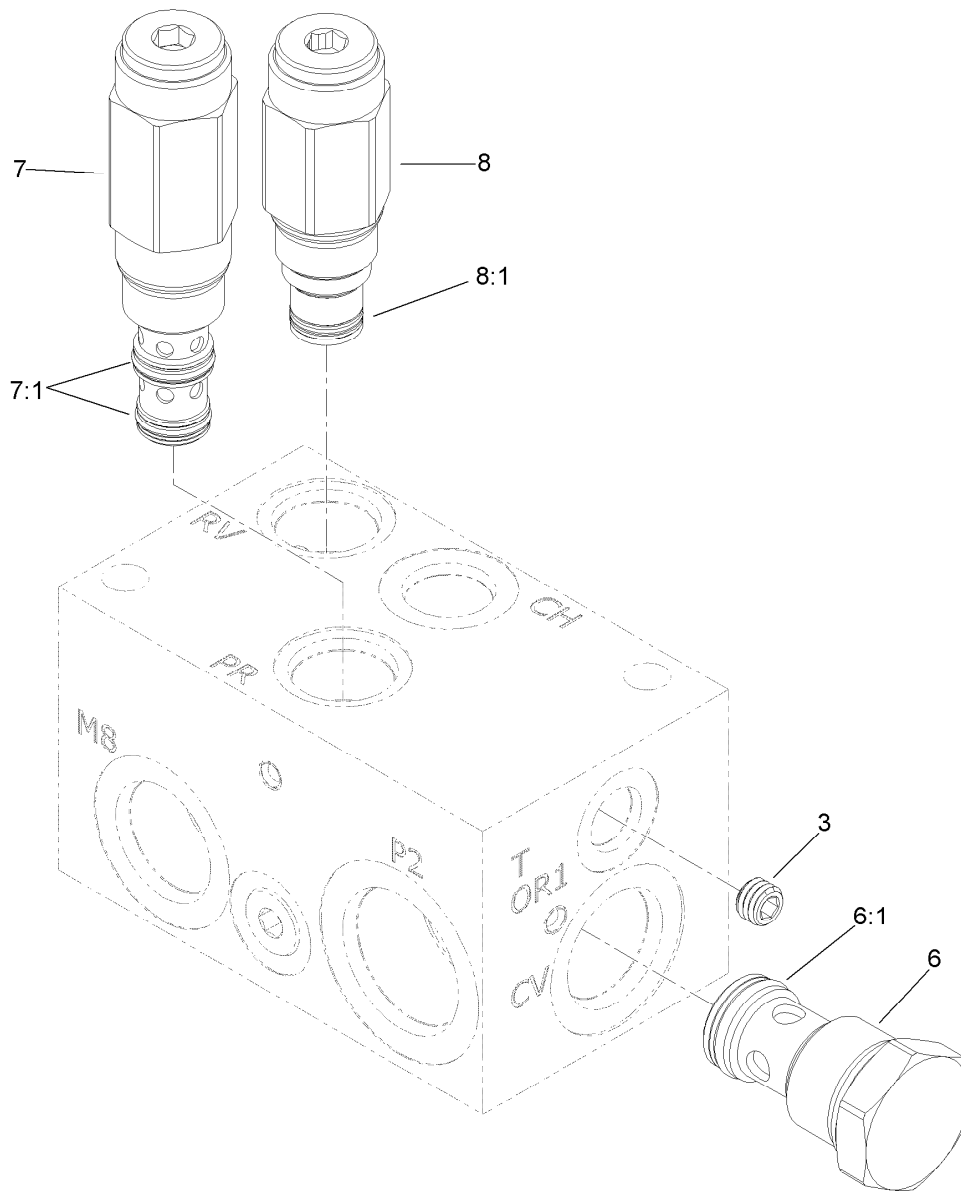
Ref.	Part Number	Qty.	Description
1:7:1	110-6316	1	Seal Kit
1:7:2	119-7715	1	Nut-Coil
1:8	110-6344	2	Coil-12V, DC
2	340-4	7	Fitting-Straight
2:1	237-30	1	O-Ring
2:2	237-79	1	O-Ring
3	115-9147	1	Fitting-Elbow, 90 DEG
3:1	237-78	1	O-Ring
4	354-79	1	Cap-Dust

● Not serviced separately



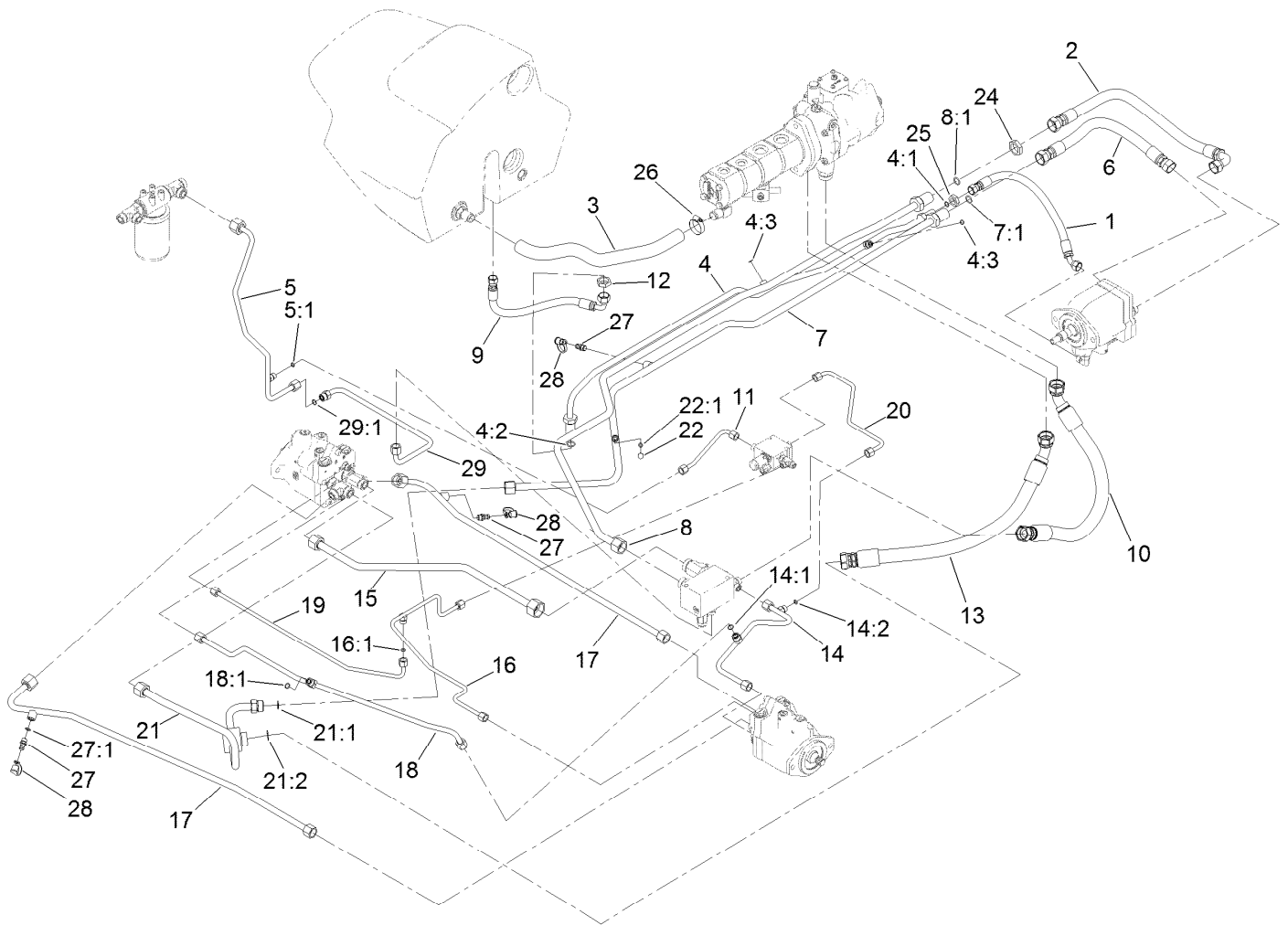
3-Way Valve Manifold Assembly No. 138-6946

<i>Ref.</i>	<i>Part Number</i>	<i>Qty.</i>	<i>Description</i>
2	138-3828	1	Valve-Solenoid, 3 Way 2 Position
2:1	138-3831	1	Seal Kit
3	138-3825	2	Plate-Mounting, Standard
4	138-3827	1	Screw
5	92-9258	1	Adapter-Check
5:1	237-22	1	O-Ring
5:2	237-42	1	O-Ring
6	340-2	1	Fitting-Straight
6:1	237-22	1	O-Ring
6:2	237-42	1	O-Ring
7	340-86	1	Fitting-Tee
7:1	237-22	2	O-Ring
7:2	237-42	1	O-Ring



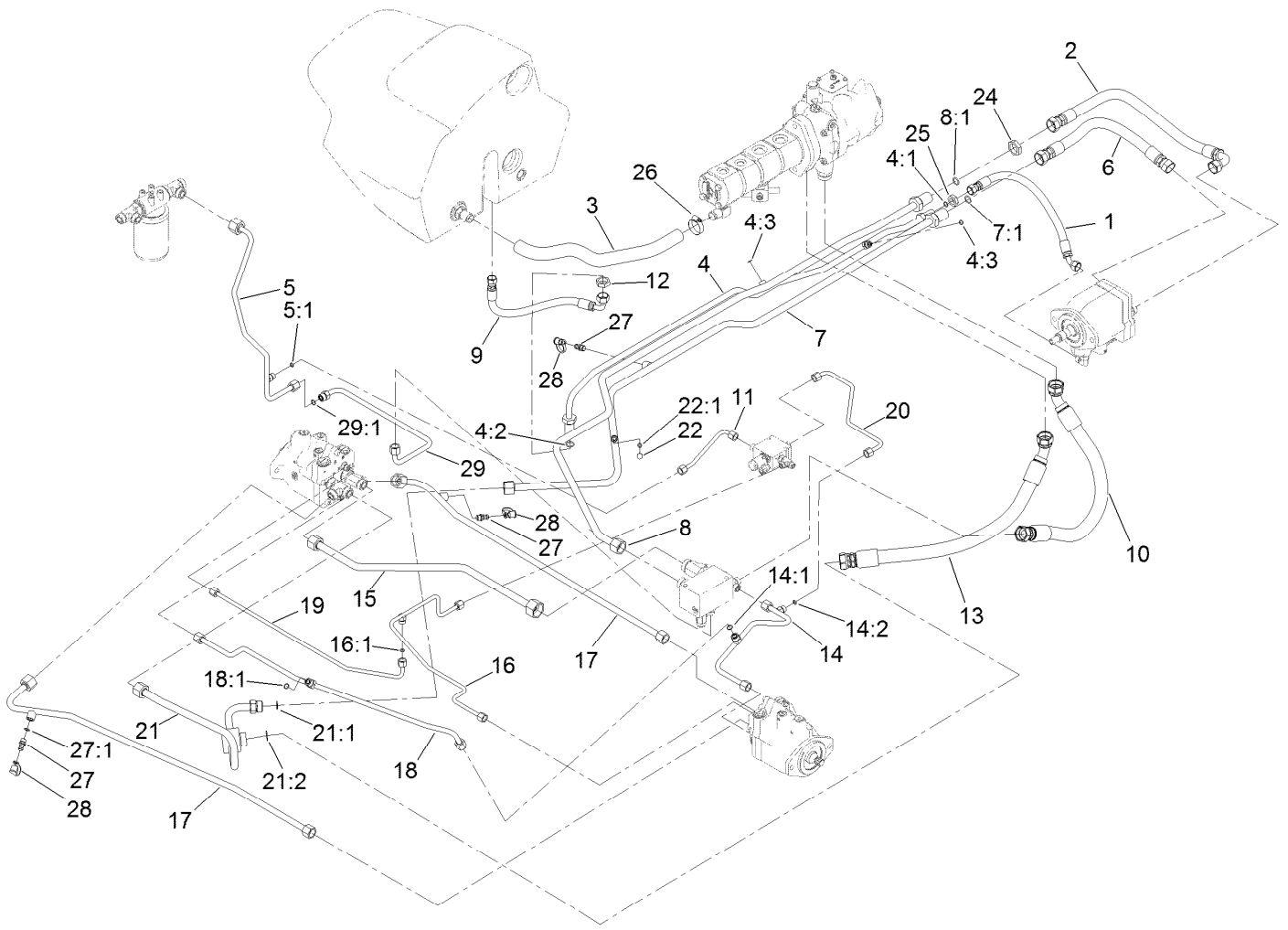
Rear Traction Manifold Assembly No. 121-3078

<i>Ref.</i>	<i>Part Number</i>	<i>Qty.</i>	<i>Description</i>
3	110-0495	1	Plug-Orifice (0.050 Inch)
6	125-4328	1	Valve-Check
6:1	125-4336	1	Seal Kit
7	125-7567	1	Valve-Pressure Reducing
7:1	125-4334	1	Seal Kit
8	125-7566	1	Valve-Relief
8:1	110-6316	1	Seal Kit



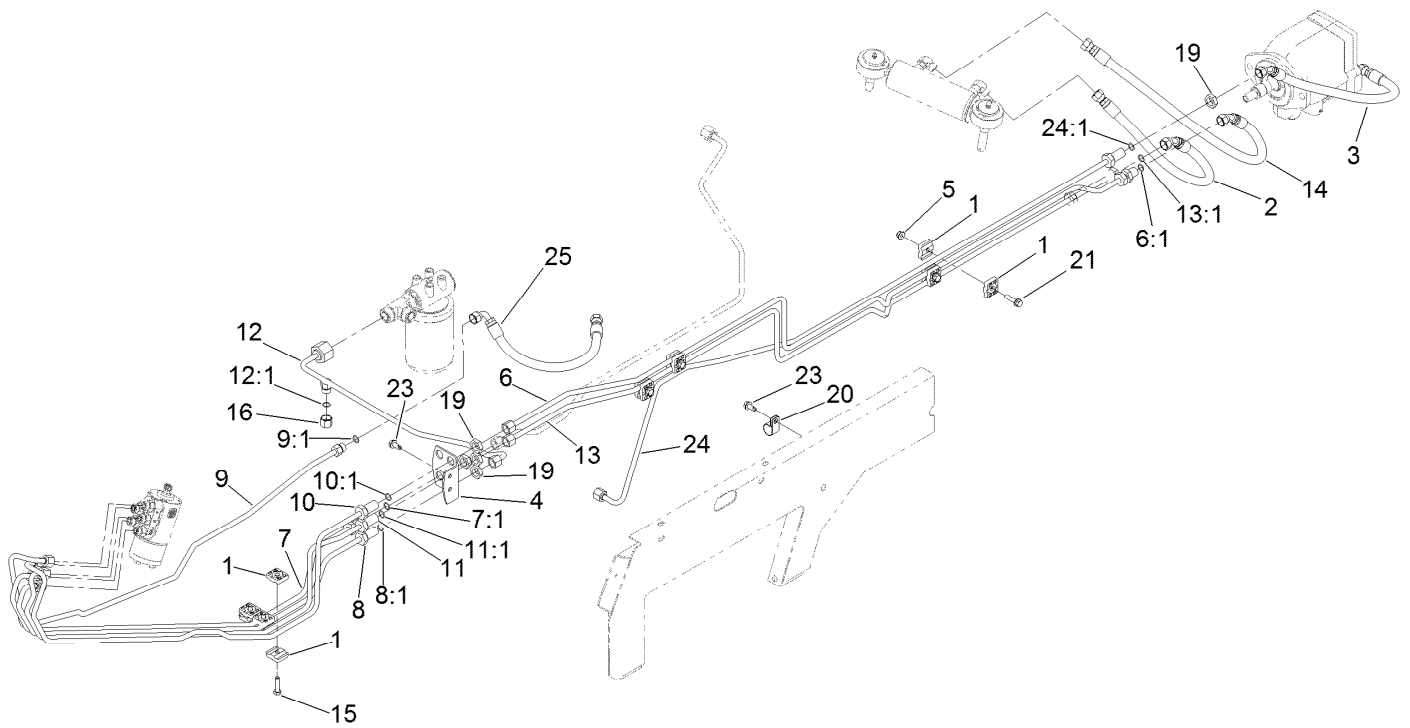
Traction Hydraulic Circuit Assembly

Ref.	Part Number	Qty.	Description	Ref.	Part Number	Qty.	Description
1	92-2406	1	Hose-HYD	14:2	237-22	1	O-Ring
2	104-3789	1	Filter Hose ASM	15	130-1621	1	Tube ASM
3	115-4447	1	Hose-Suction	16	130-1622	1	Tube ASM
4	130-1647	1	Tube ASM	16:1	237-22	1	O-Ring
4:1	237-30	1	O-Ring	17	130-1623	2	Tube ASM
4:2	237-65	1	O-Ring	18	130-1624	1	Tube ASM
4:3	237-22	2	O-Ring	18:1	237-30	1	O-Ring
5	120-8047	1	Tube ASM	19	130-1625	1	Tube ASM
5:1	237-22	1	O-Ring	20	130-1627	1	Tube ASM
6	120-8053	1	Hose ASM	21	130-1629	1	Tube ASM
7	120-8079	1	Tube ASM	21:1	237-58	1	O-Ring
7:1	237-58	1	O-Ring	21:2	340-65	1	O-Ring
8	130-1653	1	Tube ASM	22	353-512	1	Plug
8:1	237-58	1	O-Ring	22:1	237-78	1	O-Ring
9	136-2911	1	Hose ASM	24	340-126	2	Nut-Bulkhead
10	125-4559	1	Hose ASM	25	340-127	1	Nut-Bulkhead
11	125-4566	1	Tube ASM	26	2412-111	1	Clamp-Hose, W/Liner
12	340-74	1	Nut-Lock, Bulkhead	27	59-7410	3	Fitting-Diagnostic
13	130-1642	1	Hose ASM	27:1	237-42	1	O-Ring
14	130-1620	1	Tube ASM	28	354-79	3	Cap-Dust
14:1	237-30	1	O-Ring				



Traction Hydraulic Circuit Assembly (continued)

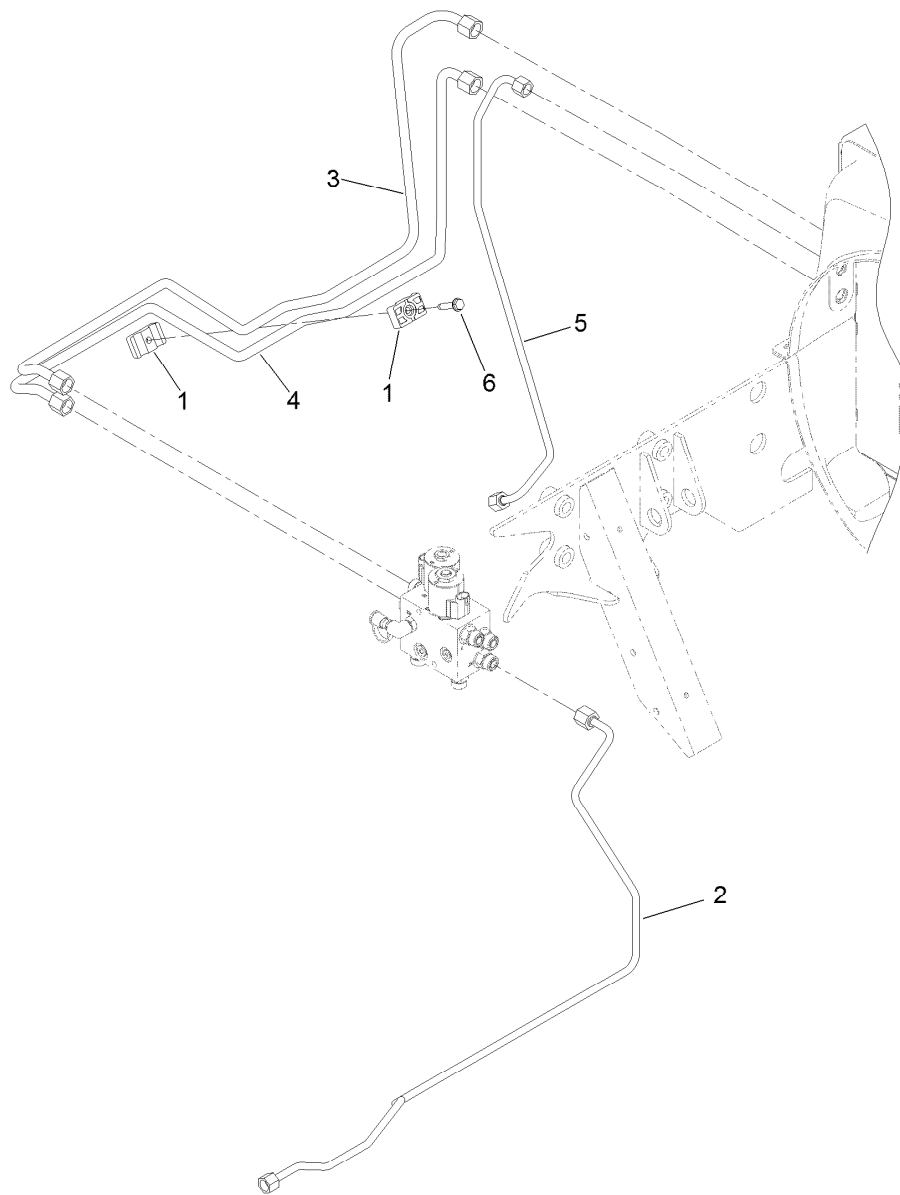
<i>Ref.</i>	<i>Part Number</i>	<i>Qty.</i>	<i>Description</i>
29	125-4570	1	Tube ASM
29:1	237-30	1	O-Ring



Steering Hydraulic Circuit Assembly

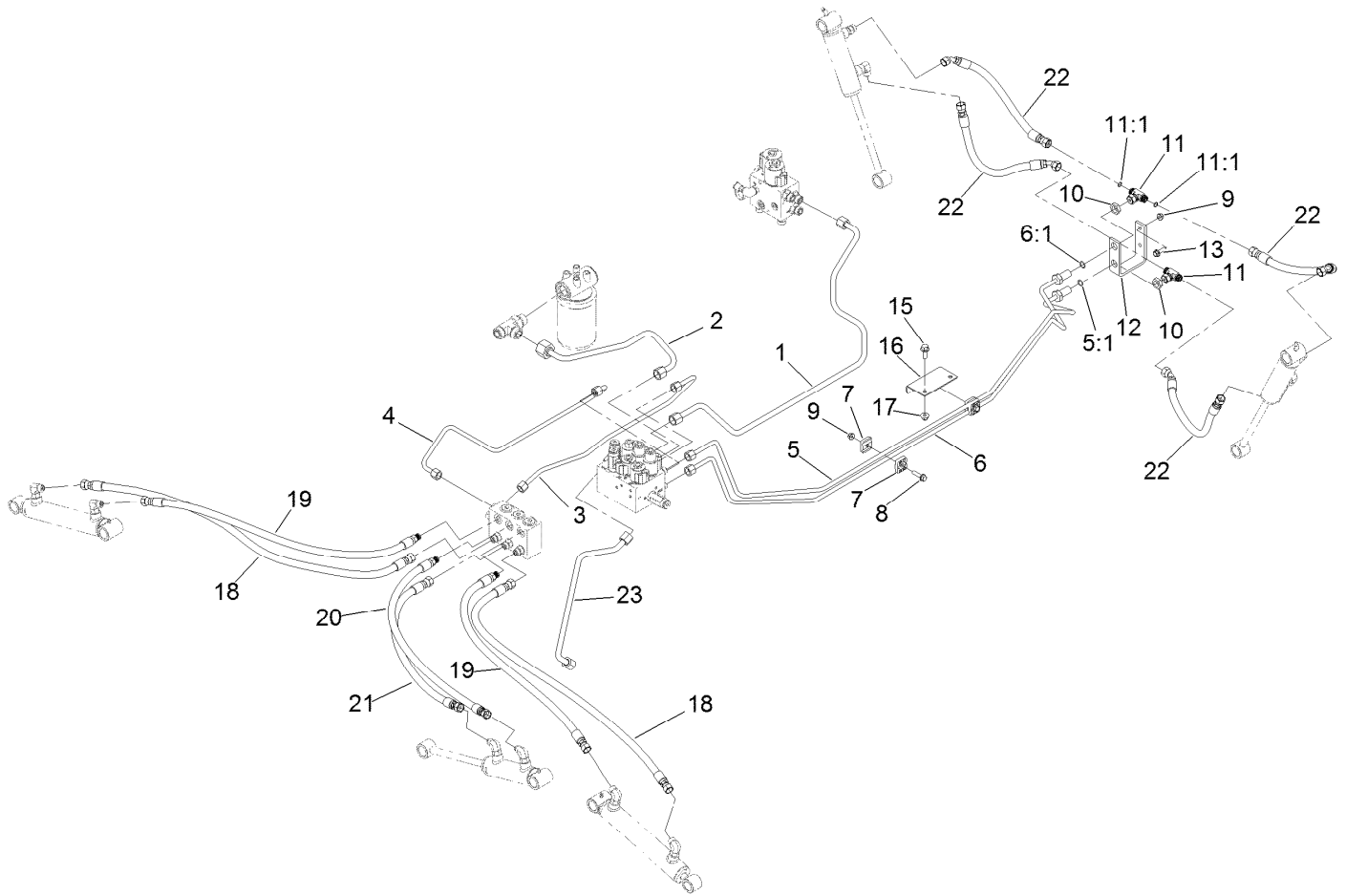
Ref.	Part Number	Qty.	Description
1	56-7973	12	Clamp-Tube
2	92-7539	1	Hose-HYD
3	92-7595	1	Hose-HYD
4	92-7606-0P	1	Bracket - Bulkhead *b
5	104-8300	3	Nut-HF, NI
6	105-3871	1	Tube ASM
6:1	237-22	1	O-Ring
7	115-4405	1	Tube ASM
7:1	237-22	1	O-Ring
8	115-4406	1	Tube ASM
8:1	237-22	1	O-Ring
9	130-1635	1	Tube ASM
9:1	237-22	1	O-Ring
10	115-4408	1	Tube ASM
10:1	237-22	1	O-Ring
11	115-4409	1	Tube ASM

Ref.	Part Number	Qty.	Description
11:1	237-22	1	O-Ring
12	115-4412	1	Tube ASM
12:1	237-22	1	O-Ring
13	115-9128	1	Tube ASM
13:1	237-22	1	O-Ring
14	125-4560	1	Hose ASM
15	119-4036	3	Screw-HHF
16	340-117	1	Cap
19	340-70	7	Nut-Lock
20	2412-81	1	Clamp-R
21	115-1794	3	Screw-HHF
23	32104-32	3	Screw-HWH
24	120-8052	1	Tube ASM
24:1	237-22	1	O-Ring
25	92-5694	1	Hose-Hydraulic



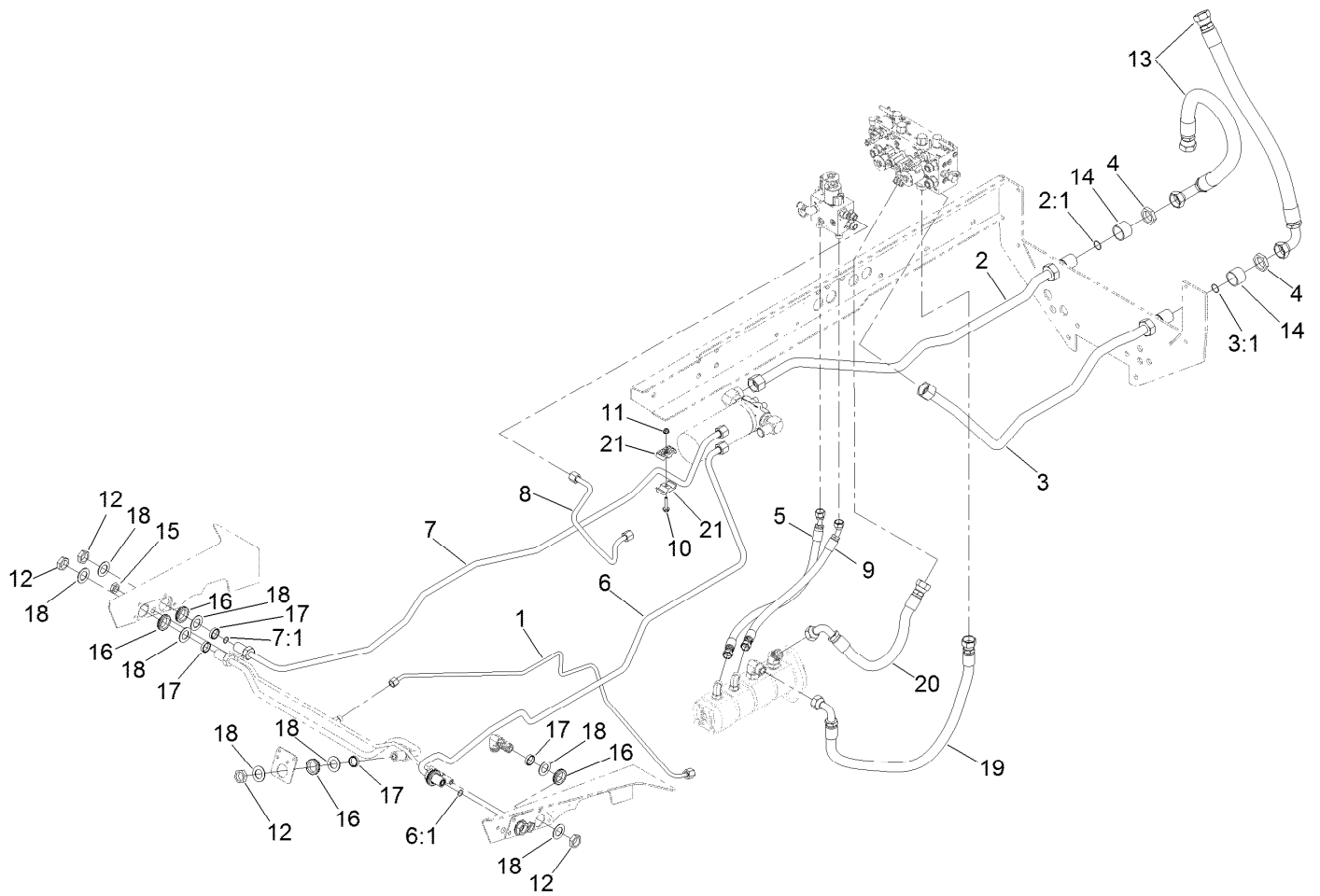
Fan Drive Hydraulic Circuit Assembly

<i>Ref.</i>	<i>Part Number</i>	<i>Qty.</i>	<i>Description</i>
1	56-7976	2	Clamp-Tube
2	115-4422	1	Tube-HYD
3	125-4599	1	Tube ASM
4	125-4601	1	Tube ASM
5	125-4602	1	Tube ASM
6	32144-57	1	Screw



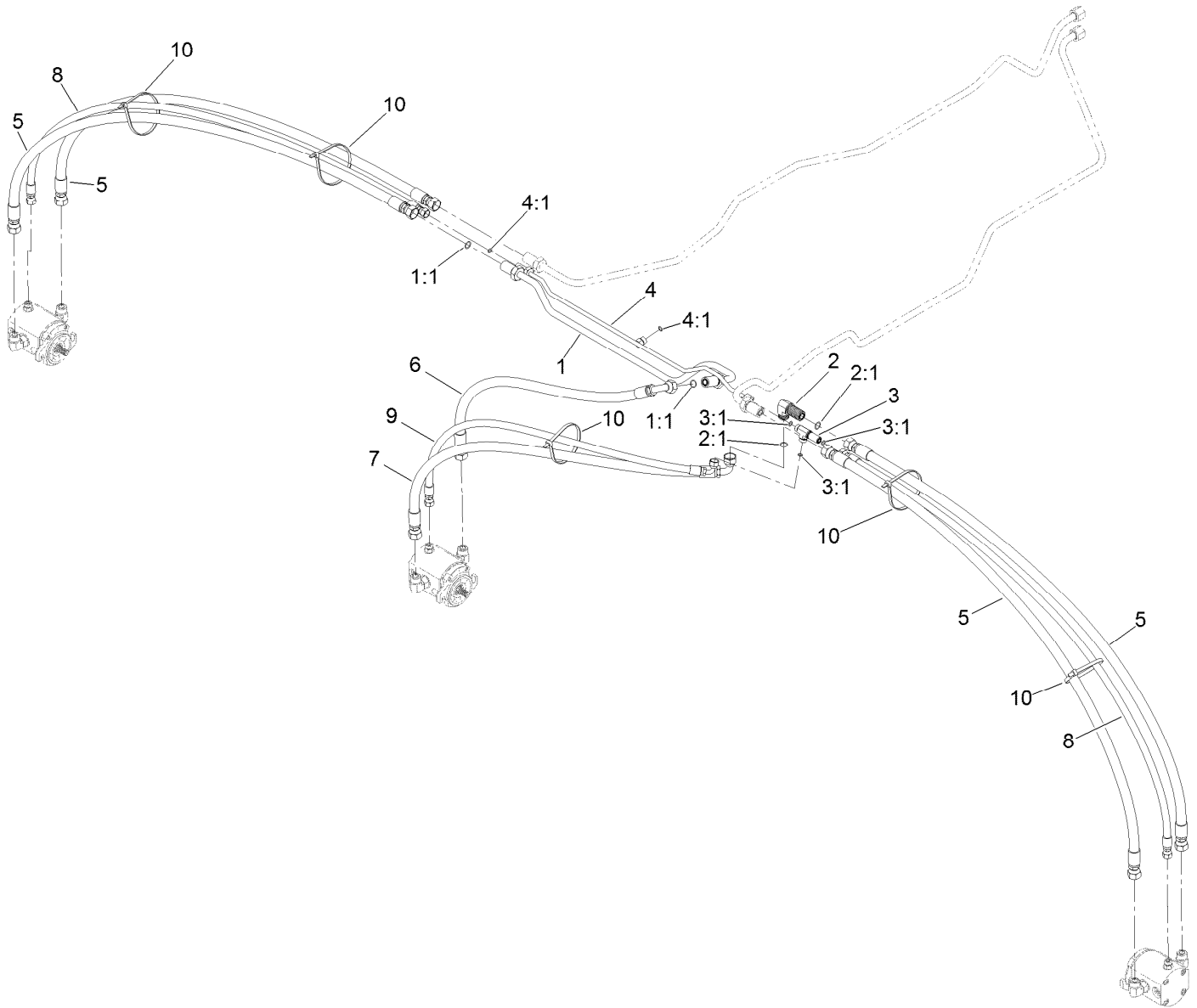
Lift Circuit Hydraulic Assembly

<i>Ref.</i>	<i>Part Number</i>	<i>Qty.</i>	<i>Description</i>	<i>Ref.</i>	<i>Part Number</i>	<i>Qty.</i>	<i>Description</i>
1	119-1467	1	Tube-HYD	11:1	237-22	2	O-Ring
2	130-1648	1	Tube ASM	12	105-3992-0P	1	Bracket-Bulkhead
3	119-1470	1	Tube-HYD	13	3234-17	2	Screw-HHF
4	119-1471	1	Tube-HYD	15	3234-11	2	Screw-HHF
5	119-1472	1	Tube-HYD	16	105-3990-0P	1	Bracket-Tube Support
5:1	237-22	1	O-Ring	17	104-8301	2	Nut-HF, NI
6	119-1473	1	Tube-HYD	18	119-3924	2	Hose ASM
6:1	237-22	1	O-Ring	19	130-1672	2	Hose ASM
7	56-7973	4	Clamp-Tube	20	119-8632	1	Hose ASM-HYD
8	115-1794	2	Screw-HHF	21	119-1433	1	Hose ASM
9	104-8300	4	Nut-HF, NI	22	105-9238	4	Hose-HYD
10	340-70	2	Nut-Lock	23	130-1640	1	Tube ASM
11	340-166	2	Fitting-Tee				



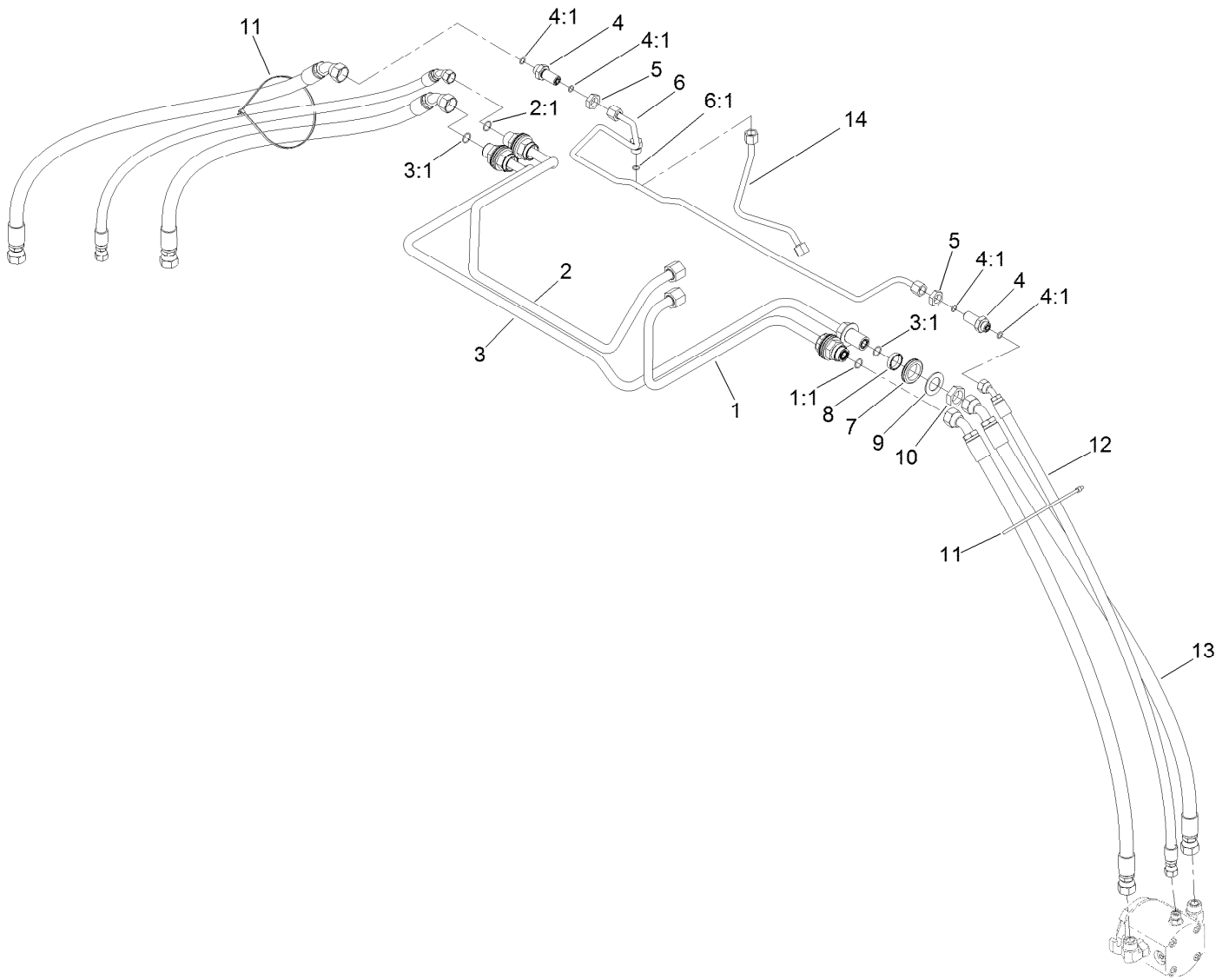
Hydraulic Mow Circuit Assembly

<i>Ref.</i>	<i>Part Number</i>	<i>Qty.</i>	<i>Description</i>	<i>Ref.</i>	<i>Part Number</i>	<i>Qty.</i>	<i>Description</i>
1	130-1626	1	Tube ASM	10	115-1794	1	Screw-HHF
2	125-4573	1	Tube ASM	11	104-8300	1	Nut-HF, NI
2:1	340-65	1	O-Ring	12	340-74	5	Nut-Lock, Bulkhead
3	125-4574	1	Tube ASM	13	108-1689	2	Hose-HYD
3:1	340-65	1	O-Ring	14	125-4577	2	Spacer
4	340-128	2	Nut-Bulkhead	15	340-70	2	Nut-Lock
5	115-4438	1	Hose-HYD	16	240-3	5	Grommet-Rubber
6	119-1453	1	Tube-HYD	17	125-1984	5	Spacer
6:1	237-65	1	O-Ring	18	69-9010	10	Washer
7	119-1454	1	Tube-HYD	19	115-4384	1	Hose-HYD
7:1	237-65	1	O-Ring	20	117-4762	1	Hose-HYD
8	119-1469	1	Tube-HYD	21	56-7971	2	Clamp-Tube
9	115-4439	1	Hose-HYD				



Front Mow Circuit Hydraulic Assembly

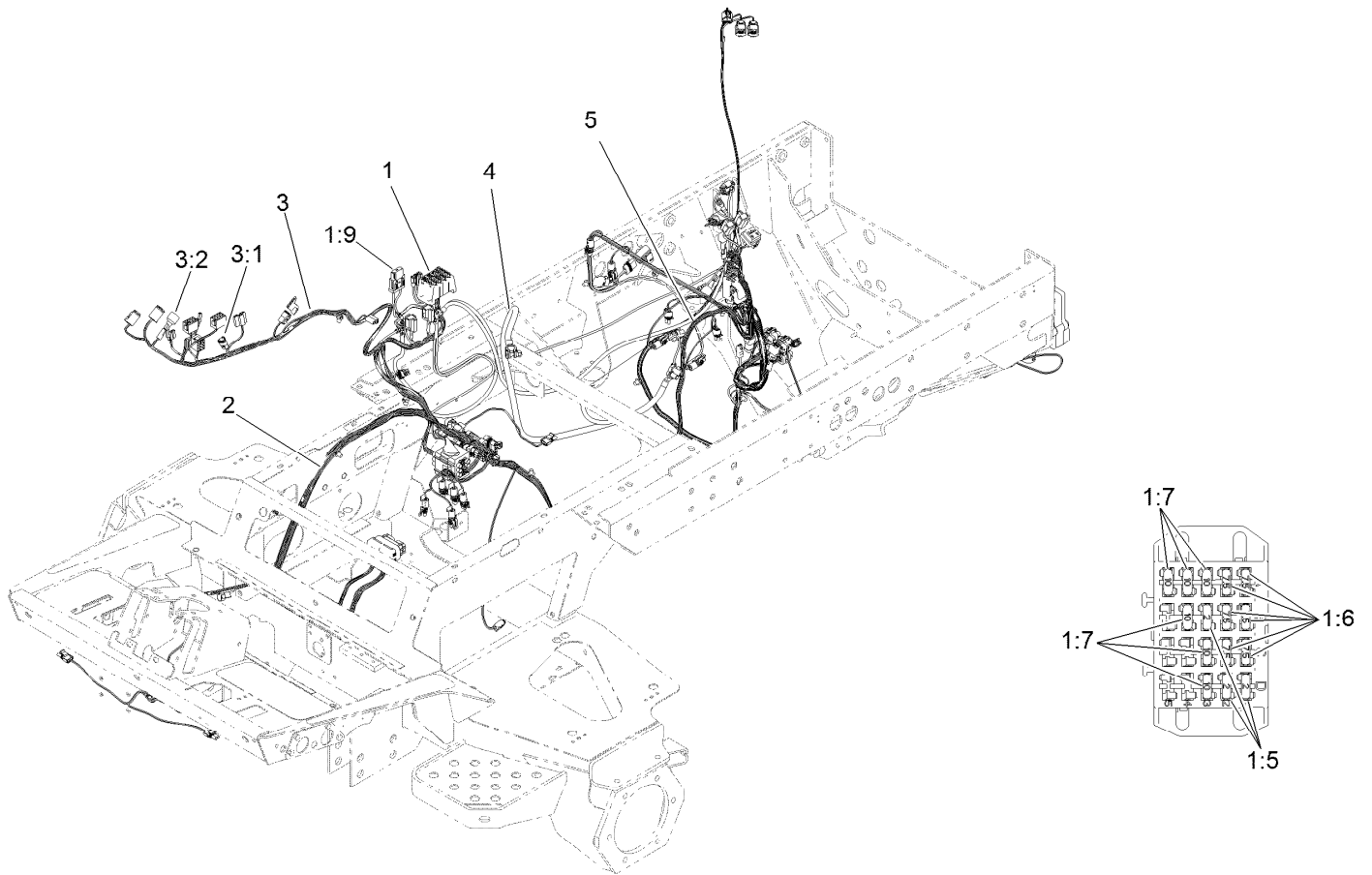
<i>Ref.</i>	<i>Part Number</i>	<i>Qty.</i>	<i>Description</i>
1	119-1466	1	Tube-HYD
1:1	237-65	2	O-Ring
2	340-72	1	Fitting-Bulkhead, 90 DEG
2:1	237-65	2	O-Ring
3	340-68	1	Fitting-Tee, Bulkhead
3:1	237-22	3	O-Ring
4	130-1643	1	Tube ASM
4:1	237-22	2	O-Ring
5	125-1653	4	Hose ASM
6	125-1655	1	Hose ASM
7	98-7402	1	Hose ASM
8	119-3912	2	Hose ASM
9	119-3911	1	Hose ASM
10	3334-945	5	Tie-Cable



Rear Hydraulic Mow Circuit Assembly

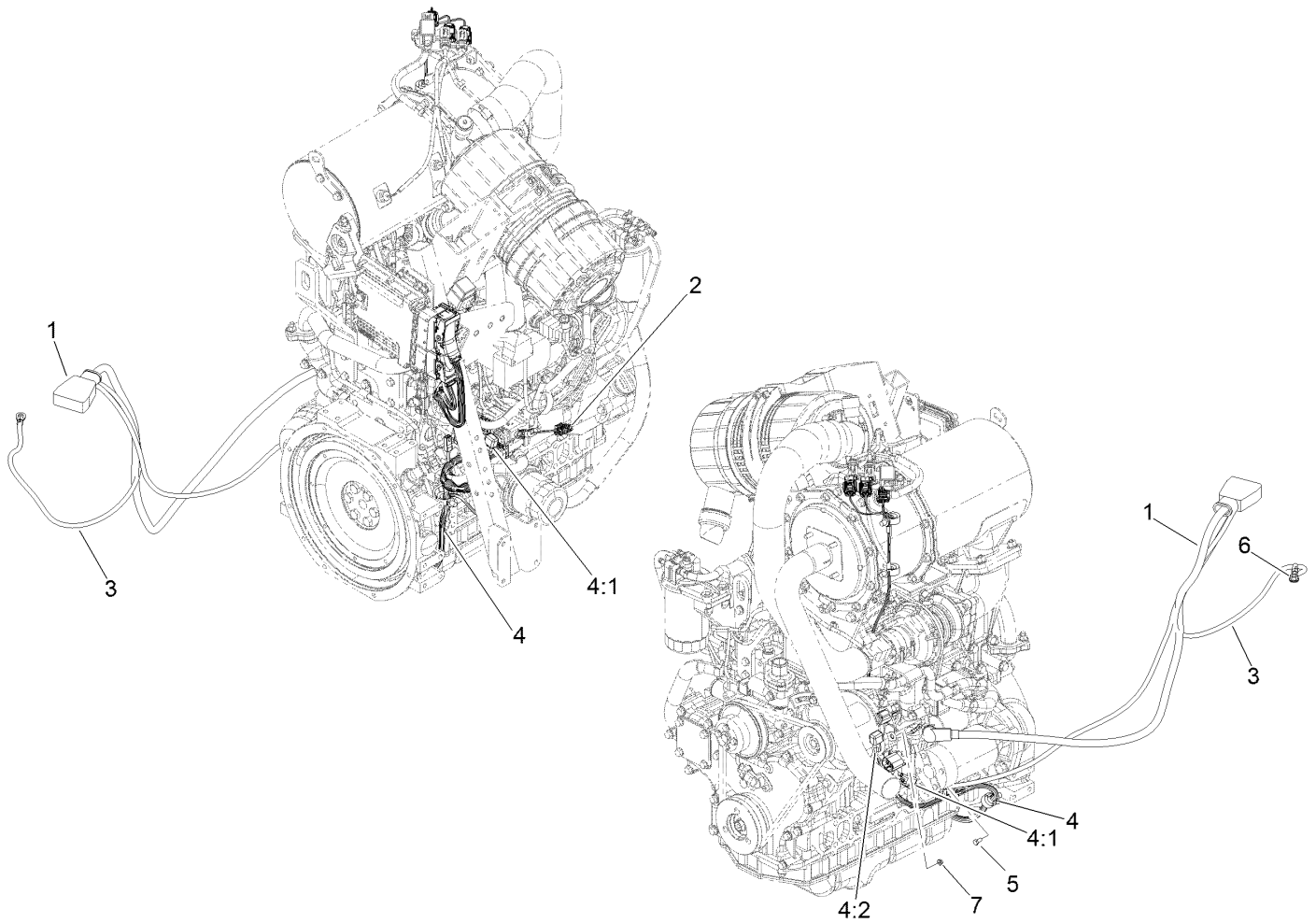
Ref.	Part Number	Qty.	Description
1	119-1455	1	Tube-HYD
1:1	237-65	1	O-Ring
2	119-1456	1	Tube-HYD
2:1	237-65	1	O-Ring
3	119-1465	1	Tube-HYD
3:1	237-65	2	O-Ring
4	340-71	2	Fitting-Straight, Bulkhead
4:1	237-22	2	O-Ring
5	340-70	2	Nut-Lock
6	130-1630	1	Tube ASM

Ref.	Part Number	Qty.	Description
6:1	237-22	1	O-Ring
7	240-3	4	Grommet-Rubber
8	125-1984	4	Spacer
9	69-9010	8	Washer
10	340-74	4	Nut-Lock, Bulkhead
11	3290-379	2	Tie-Cable
12	119-3914	2	Hose ASM
13	119-3913	4	Hose ASM
14	130-1631	1	Tube ASM



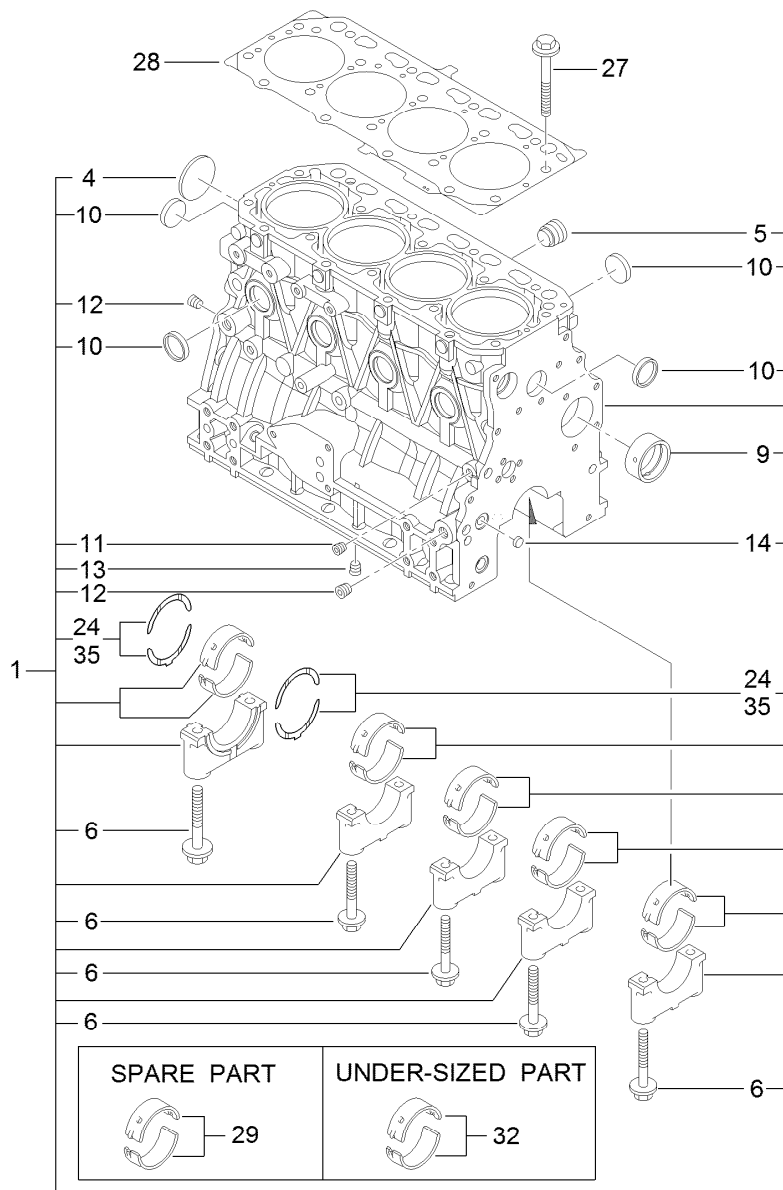
Electrical Assembly

<i>Ref.</i>	<i>Part Number</i>	<i>Qty.</i>	<i>Description</i>
1	122-1547	1	Harness-Wire, Power Center
1:5	121-8861	3	Fuse-Mini Blade, 2 Amp
1:6	121-8865	6	Fuse-Mini Blade, 7.5 Amp
1:7	121-8866	6	Fuse-Mini Blade, 10 Amp
1:9	114-3342	1	Fuse-Maxi, 60 Amp
2	122-1729	1	Harness-Wire, Main
3	122-0264	1	Harness-Wire, Seat/Console
3:1	32180-043	1	Resistor-120 Ohm
3:2	104-4022	1	Resistor-75 Ohm
4	117-2377	1	Cable-Battery, Negative
5	108-9470	1	Harness-Wire, Fusible Link



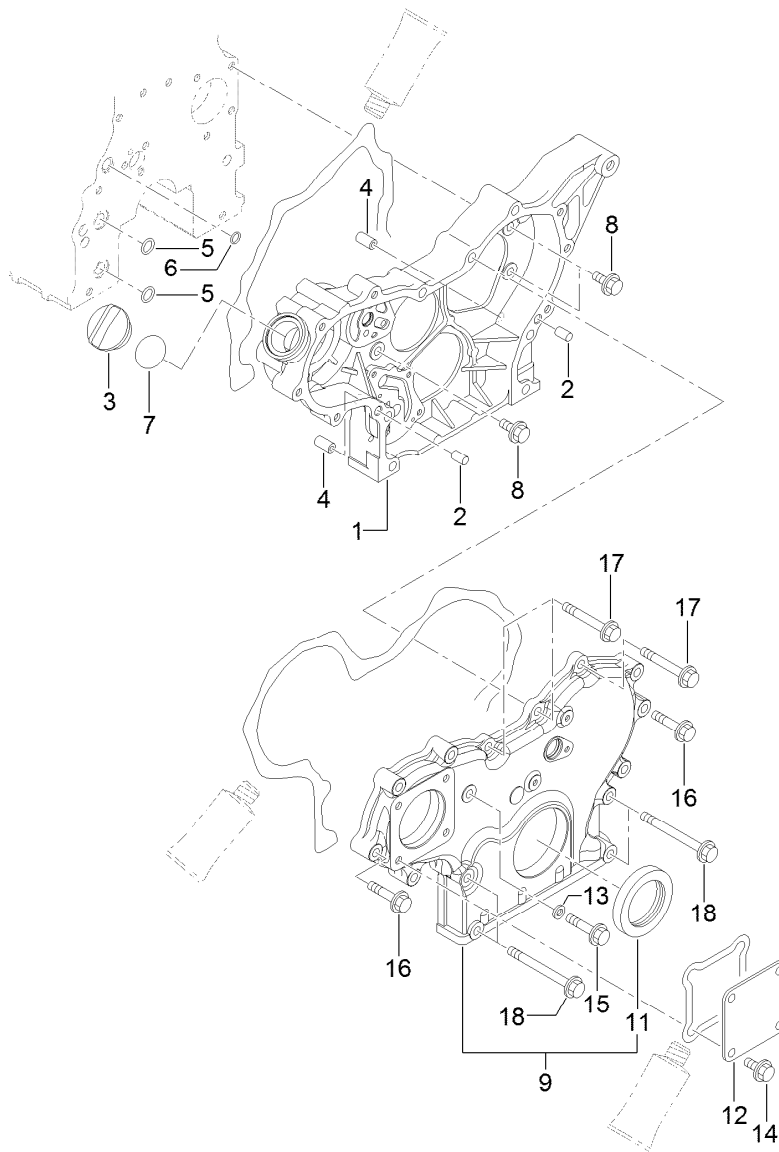
Battery and Engine Electrical Assembly

<i>Ref.</i>	<i>Part Number</i>	<i>Qty.</i>	<i>Description</i>
1	121-6589	1	Cable-Battery, Positive
2	115-1931	1	Harness-Wire, Fuel Pump Adapter
3	115-1930	1	Cable-Battery, Positive
4	122-0230	1	Harness-Wire
4:1	100-4918	2	Diode
4:2	121-8891	1	Resistor (1.6K Ohm)
5	33115-020	1	Screw-HH
6	33004-00	1	Nut-HF
7	33003-00	1	Nut-HF



Cylinder Block Assembly

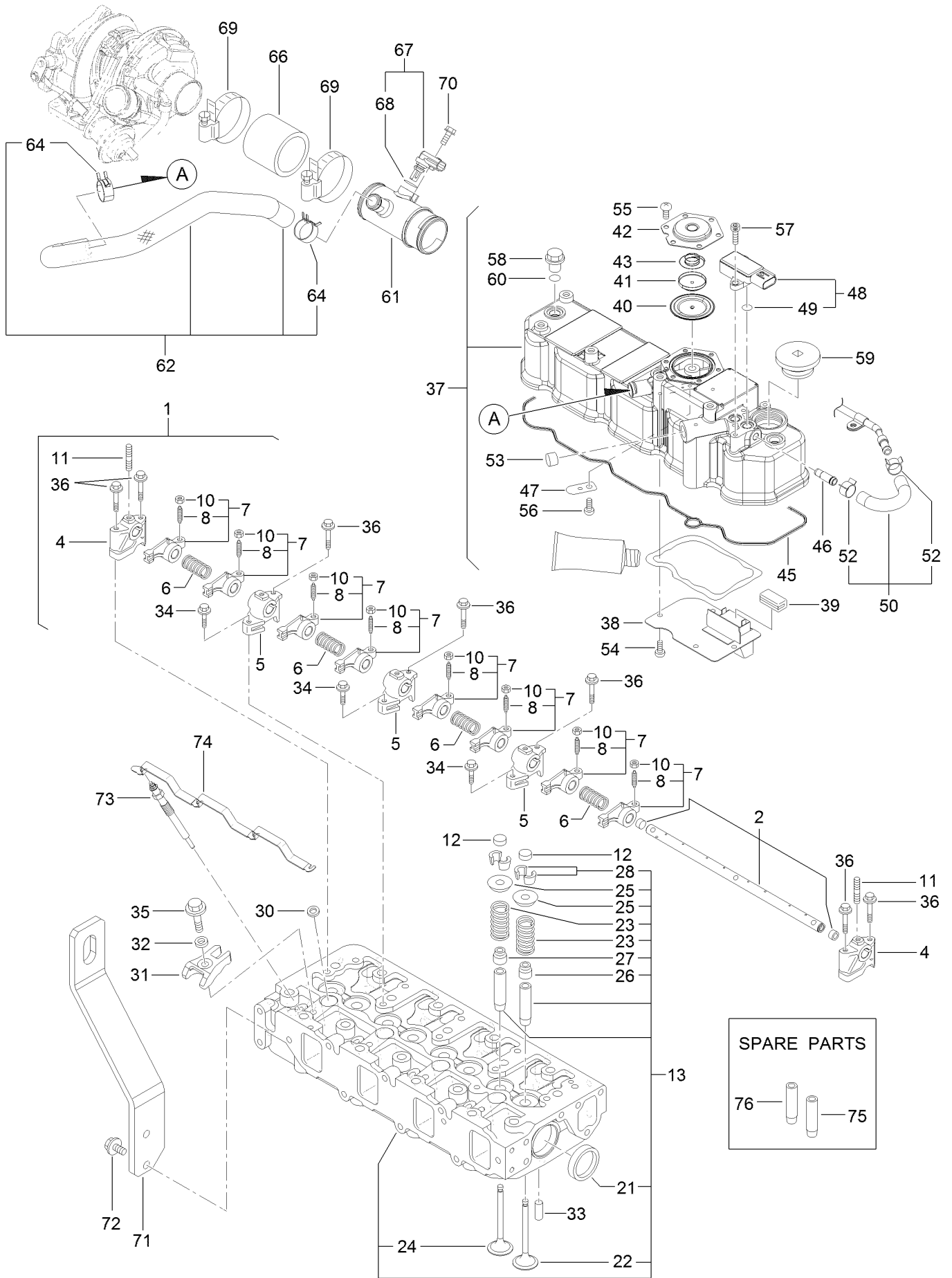
<i>Ref.</i>	<i>Part Number</i>	<i>Qty.</i>	<i>Description</i>	<i>Ref.</i>	<i>Part Number</i>	<i>Qty.</i>	<i>Description</i>
1	127-3127	1	Cylinder Block ASM	13	125-6973	1	Plug
4	125-6980	1	Plug	14	125-7237	1	Plug
5	125-7170	1	Plug	24	125-7010	2	Metal-Thrust
6	125-7007	10	Bolt	27	125-7006	18	Bolt
9	125-7108	1	Bushing	28	127-3126	1	Gasket-Head, Cylinder
10	125-7239	8	Plug	29	125-6981	5	Metal-Main
11	125-6969	1	Plug	32	125-7009	5	Metal-Main (0.25)
12	125-6973	2	Plug	35	125-7011	1	Metal-Thrust (0.25)



Gear Housing Assembly

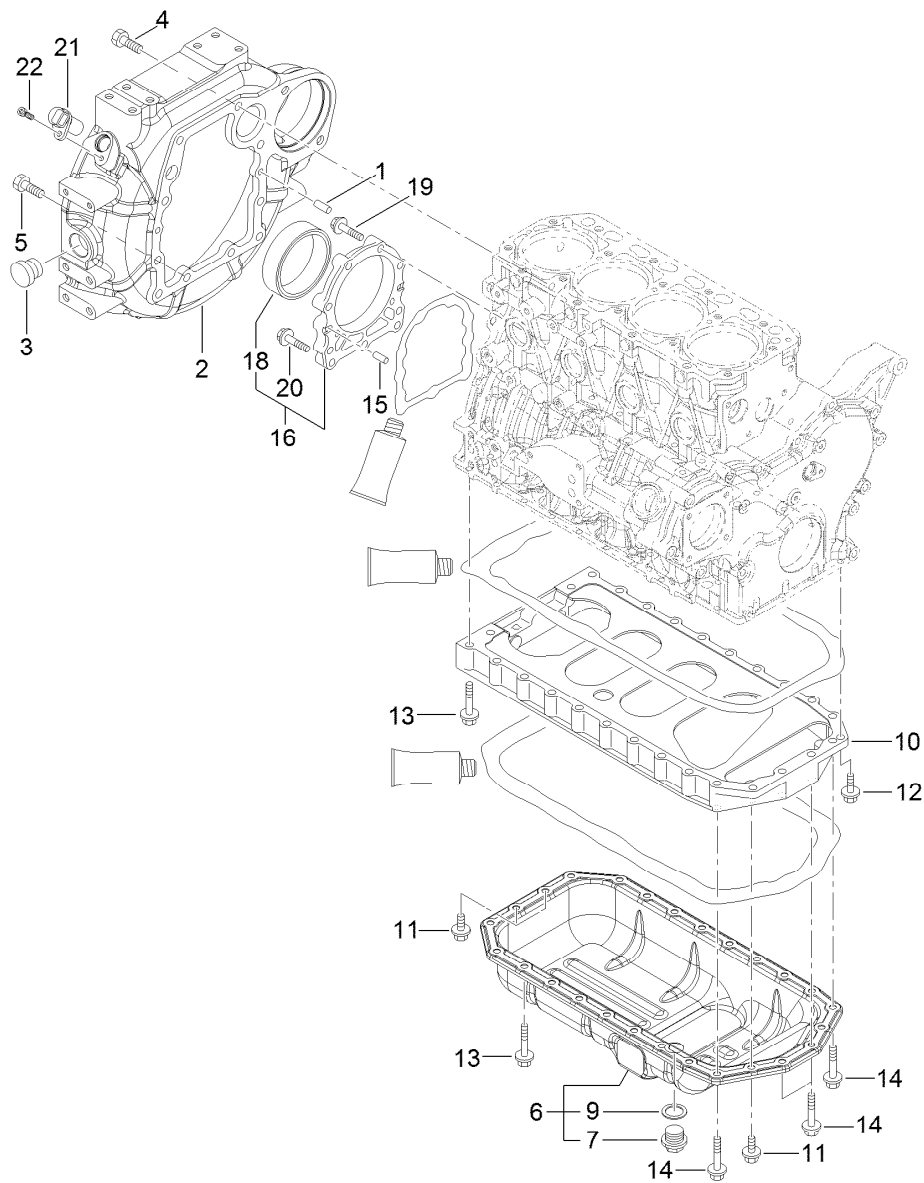
<i>Ref.</i>	<i>Part Number</i>	<i>Qty.</i>	<i>Description</i>	<i>Ref.</i>	<i>Part Number</i>	<i>Qty.</i>	<i>Description</i>
1	127-3023	1	Case-Gear	11	125-6944	1	Seal-Oil
2	125-6995	2	Pin	12	125-6977	1	Cover
3	125-6972	1	Cover-Filler	13	125-7174	1	Washer-Seal
4	125-7107	2	Pipe	14	125-7214	4	Bolt
5	125-6909	2	O-Ring	15	125-7217	1	Bolt
6	127-2973	1	O-Ring	16	125-7218	7	Bolt
7	125-7197	1	O-Ring	17	125-7222	3	Bolt
8	125-7214	3	Bolt	18	125-7224	4	Bolt
9	127-3024	1	Gearcase Cover ASM				

Cylinder Head and Cover Assembly



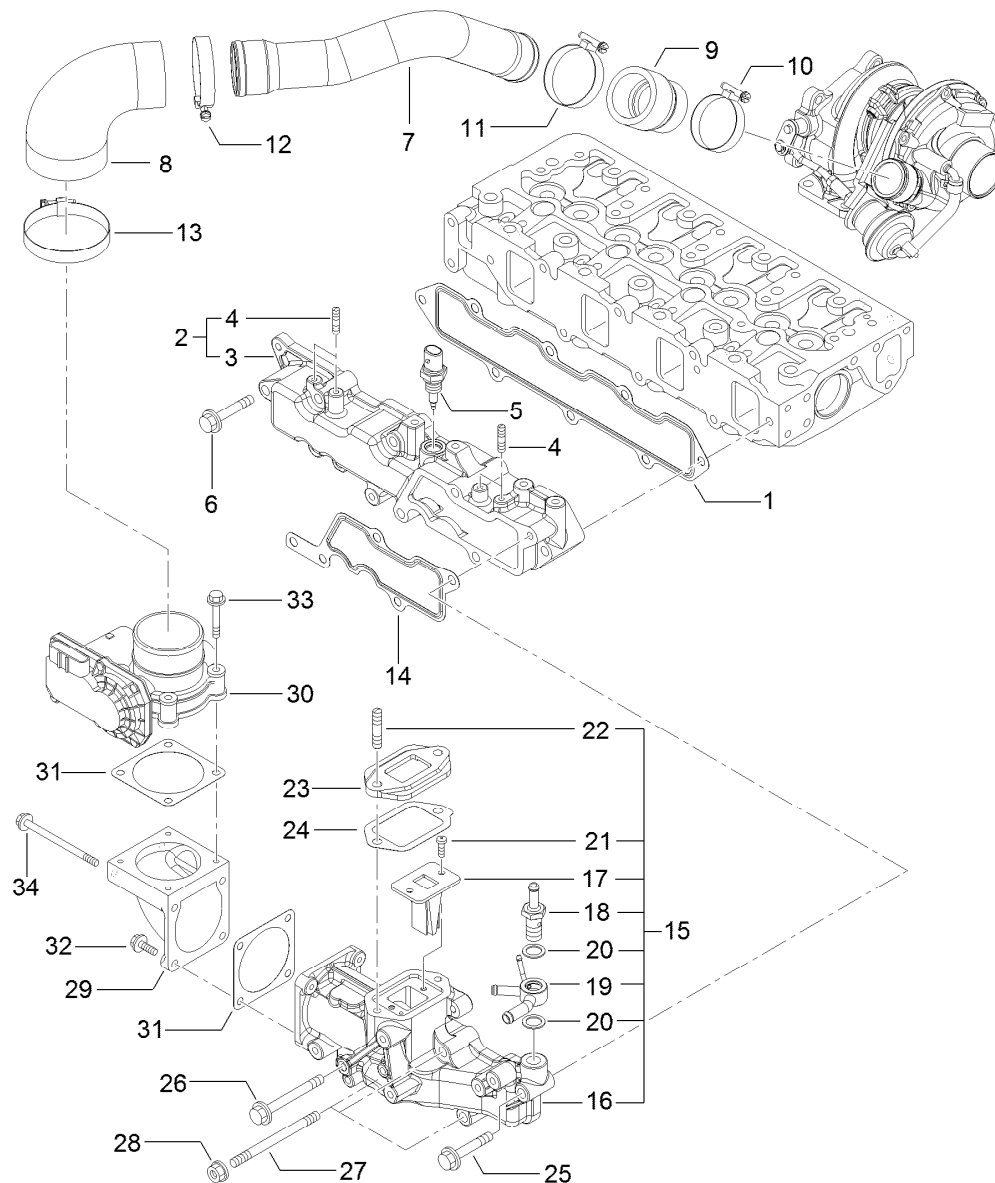
Cylinder Head and Cover Assembly (continued)

<i>Ref.</i>	<i>Part Number</i>	<i>Qty.</i>	<i>Description</i>	<i>Ref.</i>	<i>Part Number</i>	<i>Qty.</i>	<i>Description</i>
1	127-3005	1	Shaft ASM	42	125-6961	1	Plate-Breather
2	127-3006	1	Shaft	43	125-6962	1	Spring-Diaphragm
4	127-2974	2	Support	45	127-3106	1	Gasket-Cover
5	127-2975	3	Support	46	127-3026	1	Joint
6	127-2995	4	Spring	47	125-6994	1	Spring
7	127-2989	8	Arm-Rocker	48	127-3029	1	Sensor-Pressure
8	125-7013	8	Screw-Adjust, Valve	49	127-3032	2	O Ring-Sensor, Pressure
10	125-7014	8	Nut	50	127-3040	1	Hose ASM
11	127-3183	3	Stud	52	127-3041	2	Clip-Hose
12	127-2996	8	Cap-Valve	53	125-6913	1	Plug
13	127-3132	1	Cylinder Head ASM	54	125-7186	4	Screw
21	125-7240	2	Plug	55	125-7186	6	Screw
22	127-2990	4	Valve	56	125-7186	1	Screw
23	127-3012	8	Spring	57	127-3184	2	Bolt
24	127-2994	4	Valve	58	125-6974	3	Knob
25	127-3013	8	Retainer-Spring	59	127-2978	1	Plug
26	127-2986	4	Seal-Stem, Valve	60	93-0418	3	O-Ring
27	127-3027	4	Seal-Stem, Valve	61	127-3128	1	Joint-Breather
28	127-3186	8	Pin-Cotter	62	127-3129	1	Breather Hose ASM
30	127-3021	4	Gasket-Injector	64	125-7040	2	Clip-Hose
31	127-3028	4	Retainer-Injector	66	127-3133	1	Hose-Intake
32	127-2980	4	Washer-Injector	67	127-3030	1	Sensor-Temp, Air
33	125-7184	2	Pin-Spring	68	127-3033	1	O-Ring
34	125-7215	3	Bolt	69	125-7190	2	Clamp-Hose
35	125-7217	4	Bolt	70	125-7208	1	Bolt
36	125-7220	7	Bolt	71	127-3130	1	Lifter-Engine
37	127-3131	1	Cylinder Head Cover ASM	72	125-7214	2	Bolt
38	127-2988	1	Plate	73	127-2991	4	Plug-Glow
39	125-7012	1	Baffle	74	127-3123	1	Connector-Glow Plug
40	125-6959	1	Diaphragm	75	127-2979	4	Guide
41	125-6960	1	Plate	76	127-2997	4	Guide-Valve



Flywheel Housing and Oil Sump Assembly

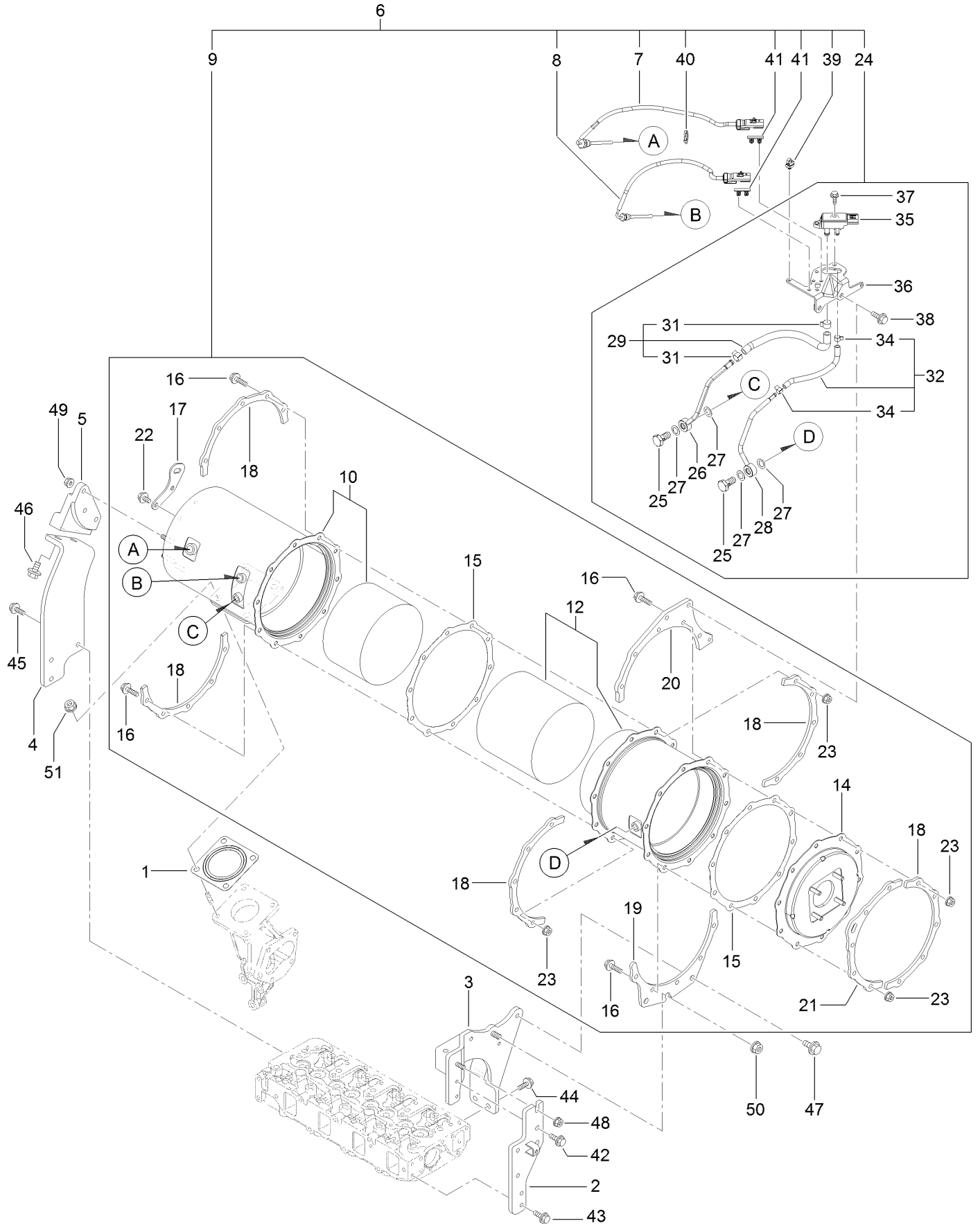
<i>Ref.</i>	<i>Part Number</i>	<i>Qty.</i>	<i>Description</i>	<i>Ref.</i>	<i>Part Number</i>	<i>Qty.</i>	<i>Description</i>
1	125-6995	2	Pin	12	125-7215	2	Bolt
2	127-3025	1	Housing-Flywheel	13	125-7219	20	Bolt
3	125-6910	1	Cap	14	125-7220	4	Bolt
4	125-7226	6	Bolt	15	125-6995	2	Pin
5	125-7227	4	Bolt	16	125-6996	1	Case ASM
6	125-7241	1	Oil Sump ASM	18	125-7106	1	Seal-Oil
7	125-6912	1	Plug-Drain	19	125-7045	6	Bolt
9	125-7177	1	Washer-Seal	20	125-7217	3	Bolt
10	125-7035	1	Spacer	21	127-3062	1	Sensor-Rev, Flywheel
11	125-7214	4	Bolt	22	127-3184	1	Bolt



Suction Manifold Assembly

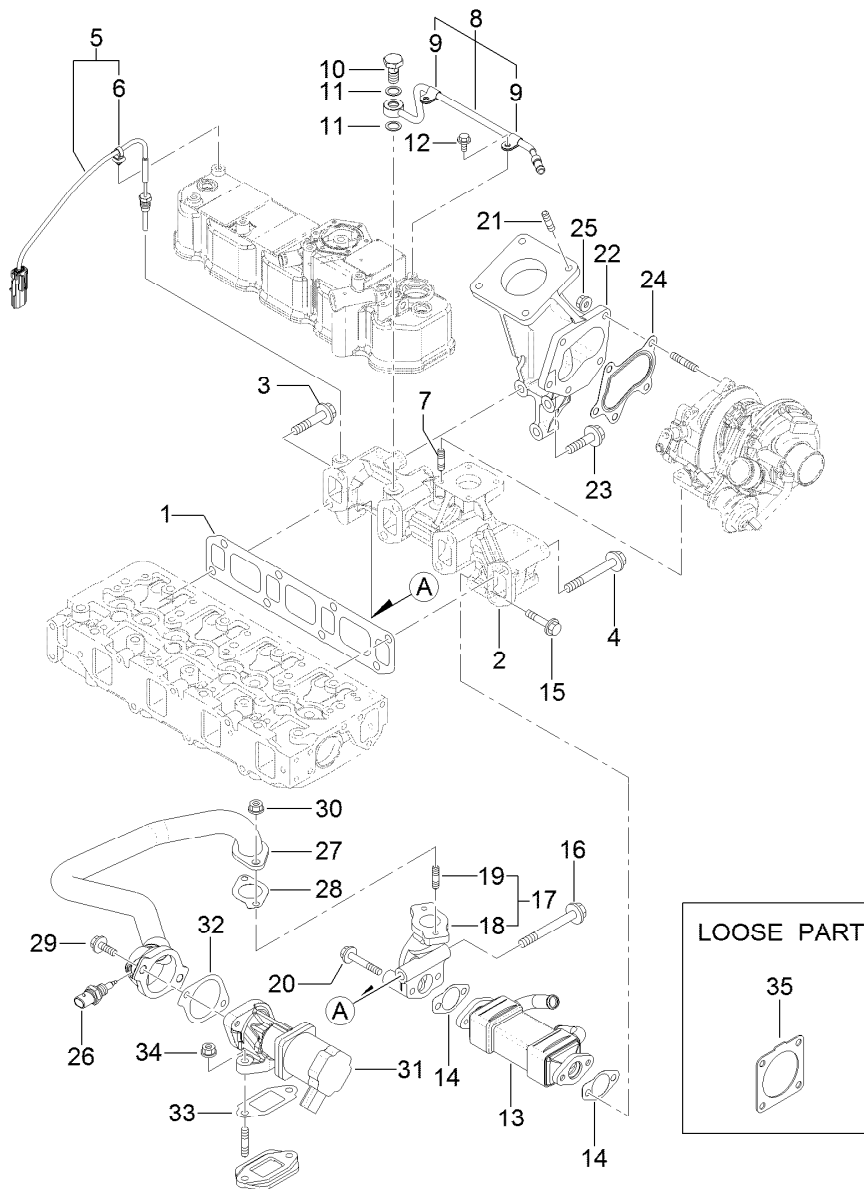
Ref.	Part Number	Qty.	Description	Ref.	Part Number	Qty.	Description
1	127-3107	1	Gasket-Manifold, Intake	18	127-3080	1	Joint-Hose
2	127-3135	1	Intake Manifold ASM	19	127-3081	1	Joint-Hose
3	127-3134	1	Manifold-Intake	20	127-3166	2	Washer-Seal
4	127-3180	4	Stud	21	127-3168	2	Screw
5	127-3031	1	Sensor-Temp, Air	22	127-3181	2	Stud
6	125-7220	5	Bolt	23	127-3045	1	Spacer-Valve, E G R
7	127-3152	1	Duct-Suction	24	127-3046	1	Gasket-E G R
8	127-3096	1	Joint-Rubber	25	125-7220	1	Bolt
9	127-3153	1	Joint-Rubber	26	127-3178	1	Bolt
10	125-7189	1	Clamp-Hose	27	127-3182	3	Stud
11	127-3170	1	Clamp-Hose	28	125-7229	3	Nut
12	125-7190	1	Clamp-Hose	29	127-3035	1	Bend-Inlet
13	127-3171	1	Clamp-Hose	30	127-3036	1	Body-Throttle
14	127-3034	1	Gasket-Collector	31	127-3037	2	Gasket-Throttle
15	127-3093	1	Intake Collector ASM	32	125-7209	2	Bolt
16	127-3092	1	Collector-Intake	33	125-7211	4	Bolt
17	127-3139	1	Valve-Reed	34	127-3177	2	Bolt

Diesel Particulate Filter Assembly



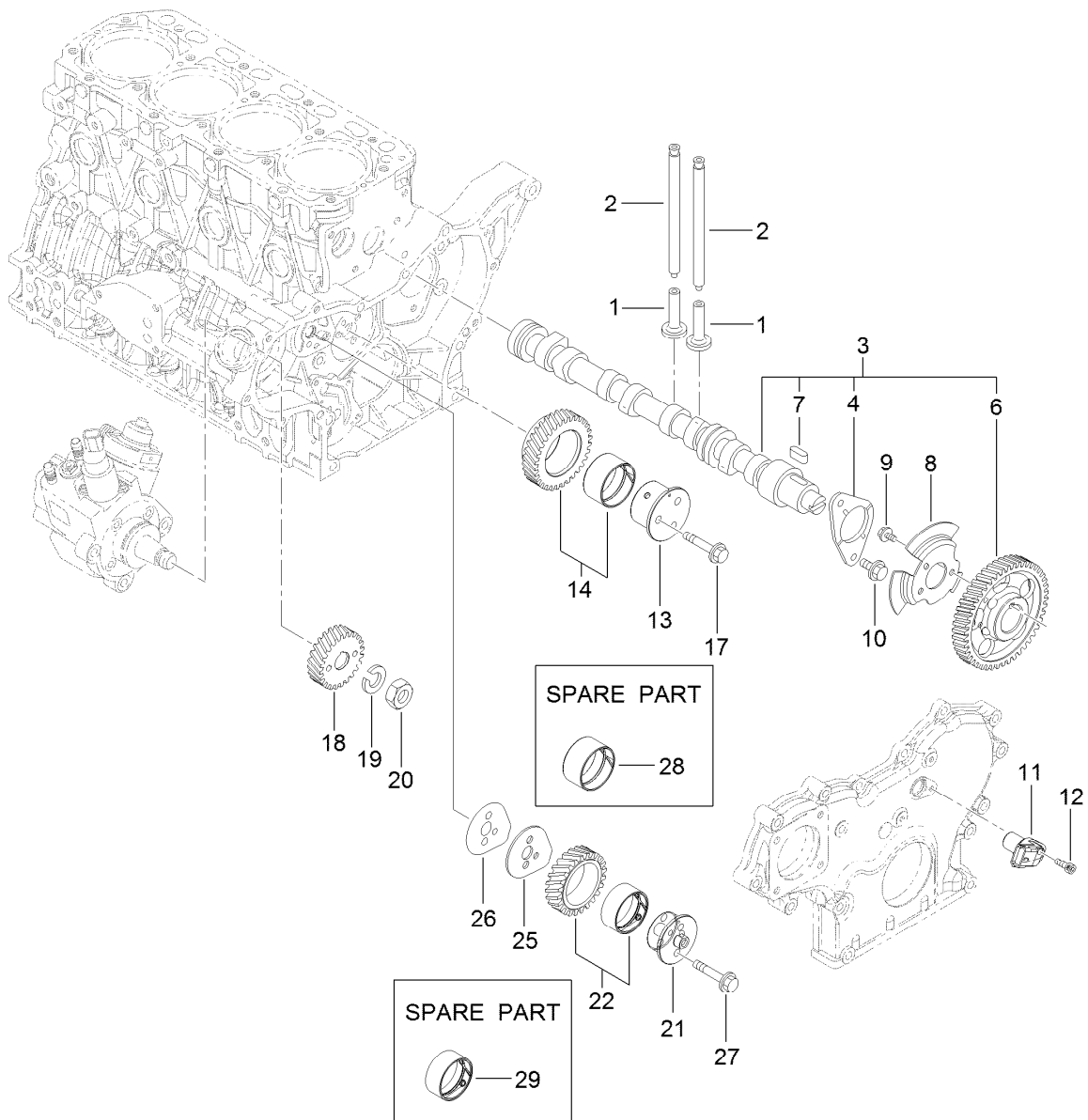
Diesel Particulate Filter Assembly (continued)

<i>Ref.</i>	<i>Part Number</i>	<i>Qty.</i>	<i>Description</i>	<i>Ref.</i>	<i>Part Number</i>	<i>Qty.</i>	<i>Description</i>
1	127-2987	1	Gasket-Silencer	27	127-3056	4	Gasket-Sensor
2	127-3095	1	Stay-D P F	28	127-3165	1	Exhaust Pressure Pipe ASM
3	127-3148	1	Stay- D P F	29	127-3114	1	Exhaust Hose ASM
4	127-3149	1	Stay-D P F	31	127-3057	2	Clip-Hose
5	127-3150	1	Stay-D P F	32	127-3059	1	Exhaust Pressure Hose ASM
6	127-3159	1	D P F Unit	34	127-3058	2	Clip-Hose
7	127-4764	1	Sensor-Temp, Exhaust	35	127-3060	1	Sensor-Pressure
8	127-3112	1	Sensor-Temp, Exhaust	36	127-3061	1	Bracket-Sensor, Pressure
9	127-3157	1	D P F ASM	37	125-7208	2	Bolt
10	127-3141	1	Case-Doc	38	125-7595	2	Bolt
12	127-3142R	1	Case-Filter, Soot-Recon	39	127-3087	1	Band-Clip
12	127-3142	1	Case-Filter, Soot	40	127-3124	1	Band
14	127-3143	1	Flange-Outlet	41	127-3088	2	Clip-Connector
15	127-3162	2	Gasket-D P F	42	125-7595	2	Bolt
16	127-3055	20	Bolt	43	125-7595	2	Bolt
17	127-3144	1	Lifter-D P F	44	125-7595	2	Bolt
18	127-3145	5	Stiffener-D P F, A	45	125-7595	3	Bolt
19	127-3146	1	Stiffener-D P F, B	46	127-3179	2	Bolt
20	127-3158	1	Stiffener-D P F, D	47	127-3179	2	Bolt
21	127-3147	1	Stiffener-D P F, C	48	125-7229	1	Nut
22	125-7213	2	Bolt	49	125-7229	3	Nut
23	125-7229	20	Nut	50	125-7230	1	Nut
24	127-3163	1	Pressure Sensor Unit	51	125-7230	4	Nut
25	127-3039	2	Bolt-Joint, Pipe				
26	127-3164	1	Exhaust Pressure Pipe ASM				



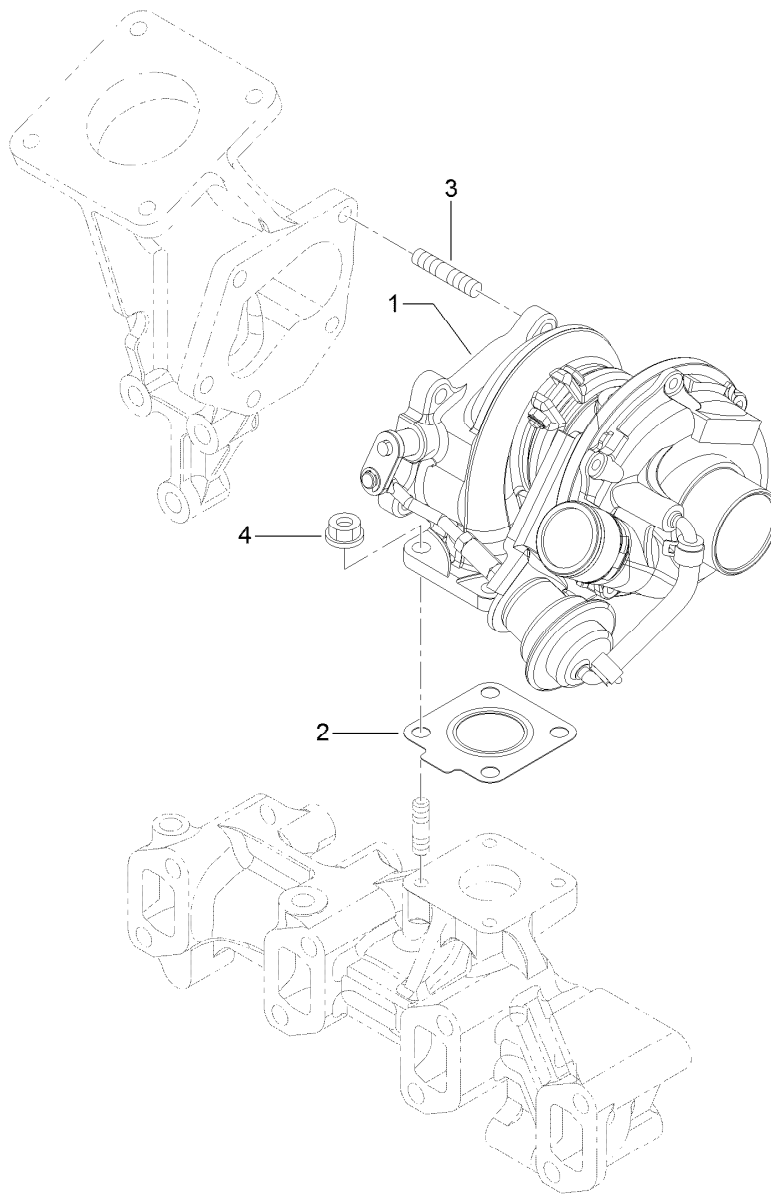
Exhaust Manifold Assembly

Ref.	Part Number	Qty.	Description	Ref.	Part Number	Qty.	Description
1	127-3108	1	Gasket-Manifold, Exhaust	19	125-7043	2	Stud
2	127-3136	1	Manifold-Exhaust	20	125-7220	2	Bolt
3	127-3094	1	Bolt	21	127-2984	4	Stud
4	127-3044	7	Bolt-M10	22	127-3137	1	Pipe-Exhaust
5	127-3140	1	Sensor-Temp, Exhaust	23	127-3138	3	Bolt-Flange
6	127-3087	1	Band-Clip	24	125-7071	1	Gasket
7	125-7043	4	Stud	25	125-7229	5	Nut
8	127-3038	1	Exhaust Pipe ASM	26	127-3047	1	Sensor-Gas Temp, E G R
9	127-3173	2	Clamp	27	127-3109	1	E G R Pipe ASM
10	127-3039	1	Bolt-Joint, Pipe	28	127-3016	1	Gasket
11	127-3174	2	Gasket	29	125-7215	2	Bolt
12	125-7206	2	Bolt	30	125-7229	2	Nut
13	127-3042	1	Cooler-E G R	31	127-3110	1	Valve-E G R
14	127-3043	2	Gasket-Cooler, E G R	32	127-3050	1	Gasket-Intake Valve, E G R
15	127-2976	2	Bolt	33	127-3051	1	Gasket-Out Valve, E G R
16	127-3022	1	Bolt-Flange	34	125-7229	2	Nut
17	127-3048	1	E G R Pipe ASM	35	127-3019	1	Gasket
18	127-3049	1	Pipe-Out, E G R				



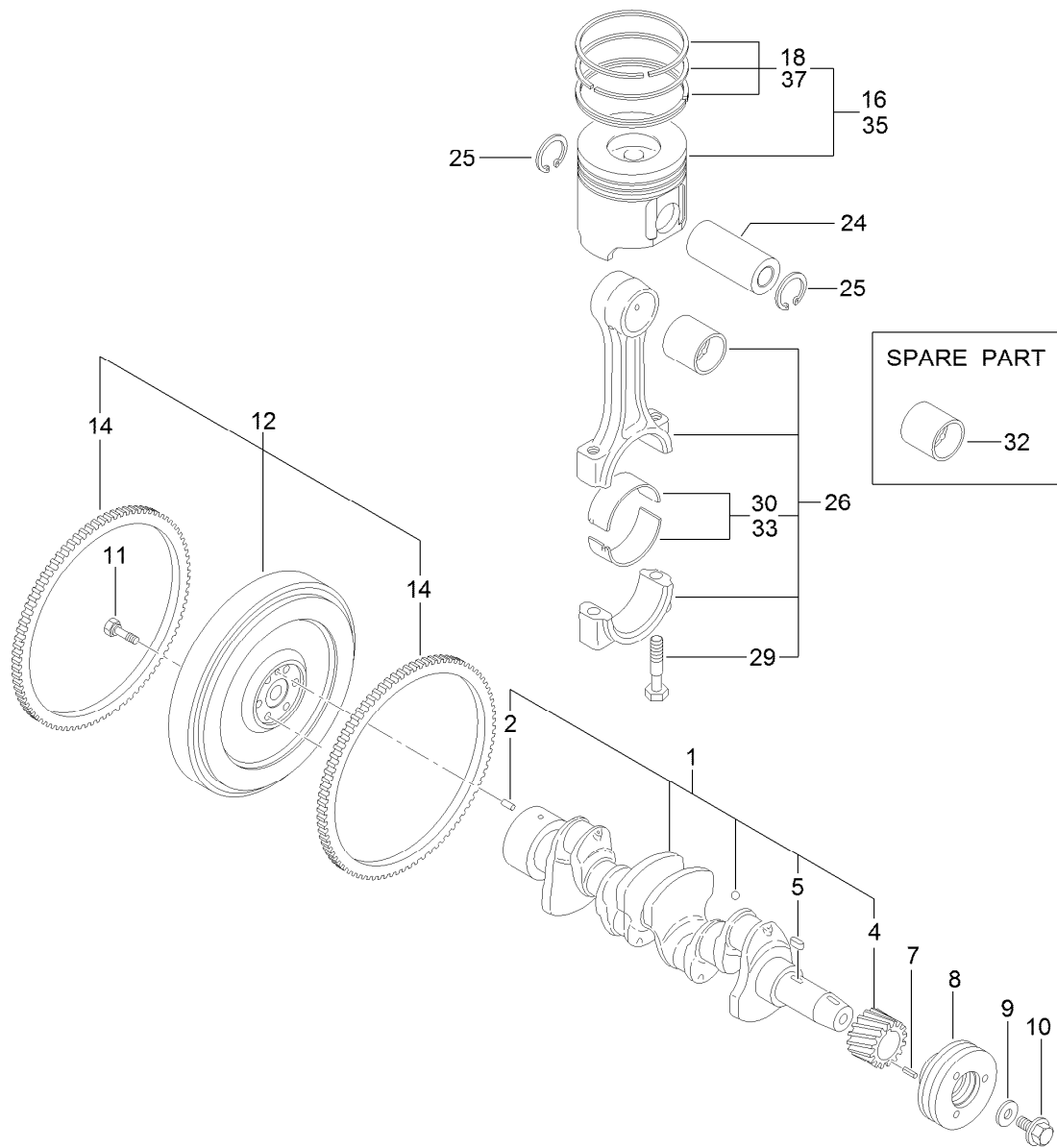
Camshaft and Driving Gear Assembly

Ref.	Part Number	Qty.	Description	Ref.	Part Number	Qty.	Description
1	125-7016	8	Tappet	14	127-3066	1	Idle Gear A ASM
2	125-7017	8	Rod-Push	17	125-7219	3	Bolt
3	127-3113	1	Camshaft ASM	18	127-3070	1	Gear-Pump, Supply
4	125-7008	1	Metal-Thrust	19	127-3167	1	Washer-Spring
6	127-3052	1	Gear-Camshaft	20	127-3185	1	Nut-Lock
7	125-7185	1	Key	21	127-3064	1	Shaft-Idle, Gear B
8	127-3053	1	Pulser-Camshaft	22	127-3067	1	Idle Gear B ASM
9	125-7205	3	Bolt	25	127-3068	1	Plate-Idle, Shaft
10	125-7213	2	Bolt	26	127-3069	1	Gasket-Idle, Shaft B
11	127-3054	1	Sensor-Rev, Gear	27	125-7218	2	Bolt
12	127-3184	1	Bolt	28	125-6927	1	Bushing
13	127-3063	1	Shaft-Idle, Gear A	29	127-3065	1	Bushing



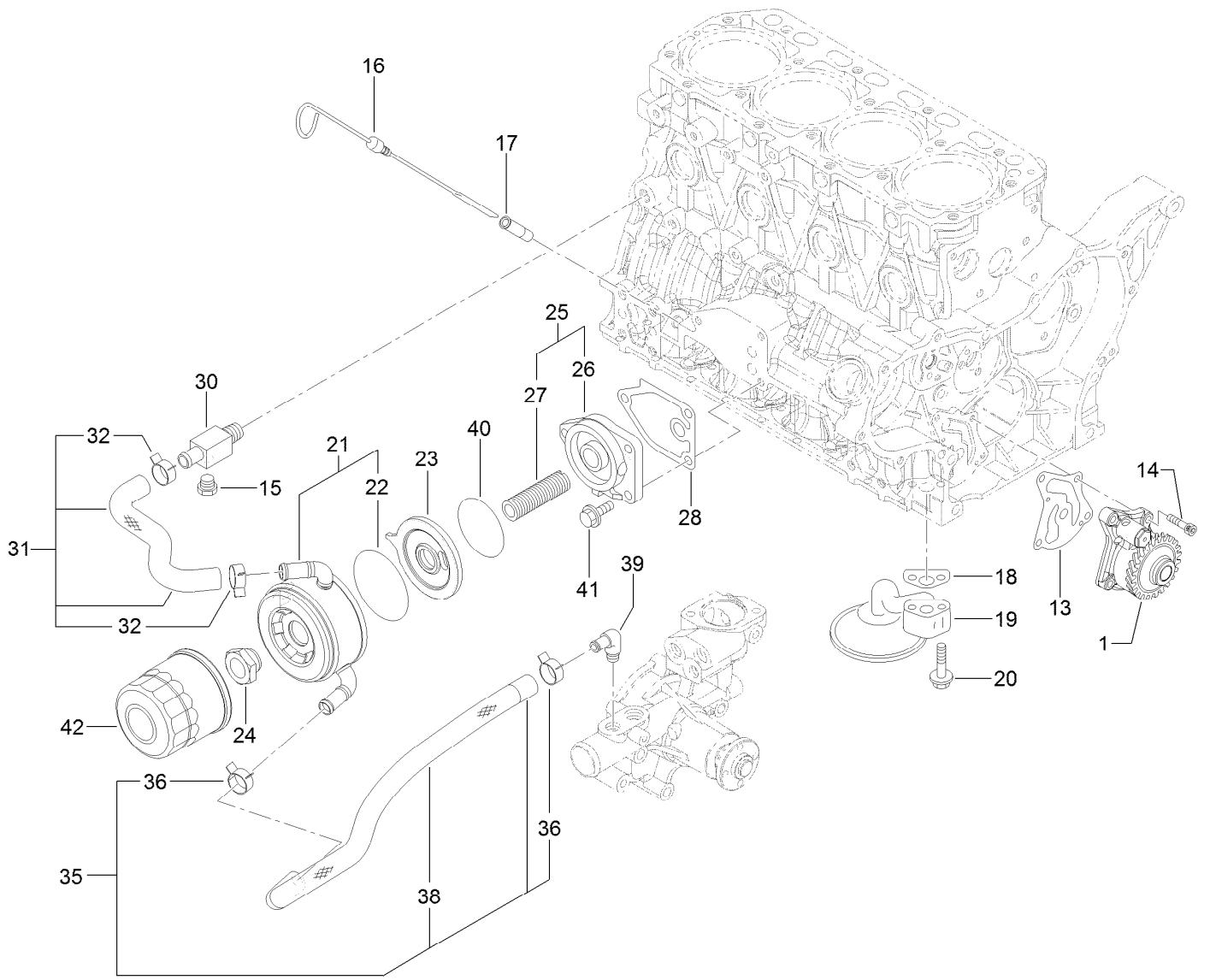
Turbine Assembly

<i>Ref.</i>	<i>Part Number</i>	<i>Qty.</i>	<i>Description</i>
1	127-3151	1	Turbine ASM
2	125-7070	1	Gasket
3	125-6906	5	Stud
4	125-7229	4	Nut



Crankshaft and Piston Assembly

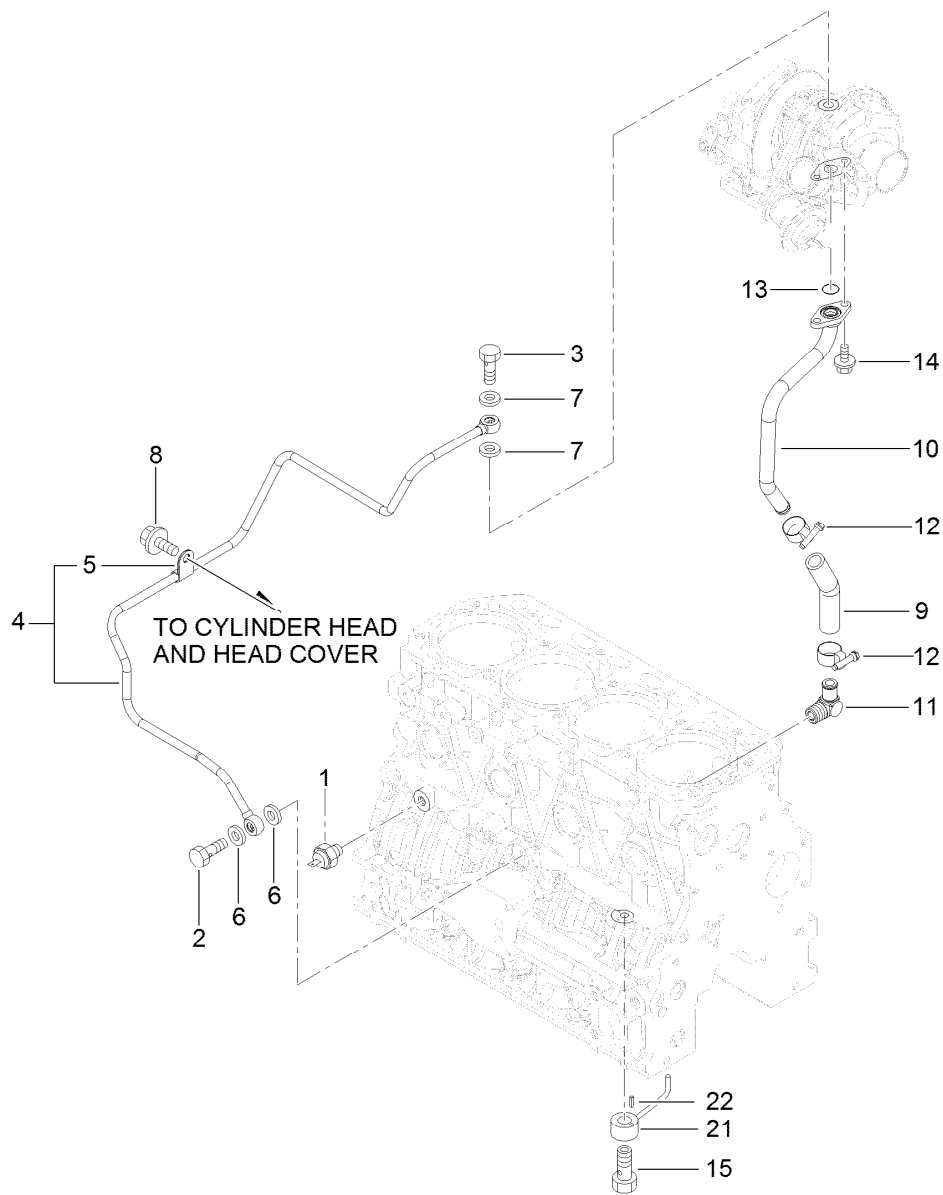
Ref.	Part Number	Qty.	Description	Ref.	Part Number	Qty.	Description
1	125-7091	1	Crankshaft ASM	16	127-3097	4	Piston ASM
2	125-6995	1	Pin	18	127-3098	4	Piston Ring ASM
4	125-6937	1	Gear	24	125-7030	4	Pin
5	125-7185	1	Key	25	125-7180	8	Ring
7	125-7182	1	Pin-Spring	26	125-7242	4	Connecting Rod ASM
8	125-6925	1	V-Pulley	29	125-6955	8	Bolt
9	125-7109	1	Washer	30	125-7018	4	Pin-Crank
10	125-6956	1	Bolt	32	125-6997	4	Pin-Piston
11	125-6951	6	Bolt	33	125-7019	4	Pin-Crank (.25)
12	127-3160	1	Flywheel ASM	35	127-3099	4	Piston ASM (0.25 O.S.)
14	125-6943	1	Gear	37	127-3100	4	Piston Ring ASM (0.25 O.S.)



Lubrication and Oil System Assembly

Ref.	Part Number	Qty.	Description
1	127-3101	1	Oil Lube Pump ASM
13	127-3004	1	Gasket
14	125-7232	4	Bolt
15	125-7171	1	Plug-Drain
16	125-6987	1	Dipstick
17	125-6954	1	Guide-Dipstick
18	125-7022	1	Gasket
19	125-7023	1	Pipe ASM
20	125-7217	2	Bolt
21	127-3014	1	Cooler ASM
22	127-2985	1	O-Ring
23	127-3015	1	Bracket-Cooler
24	125-7041	1	Nut-Cooler, Oil
25	127-3009	1	Bracket ASM

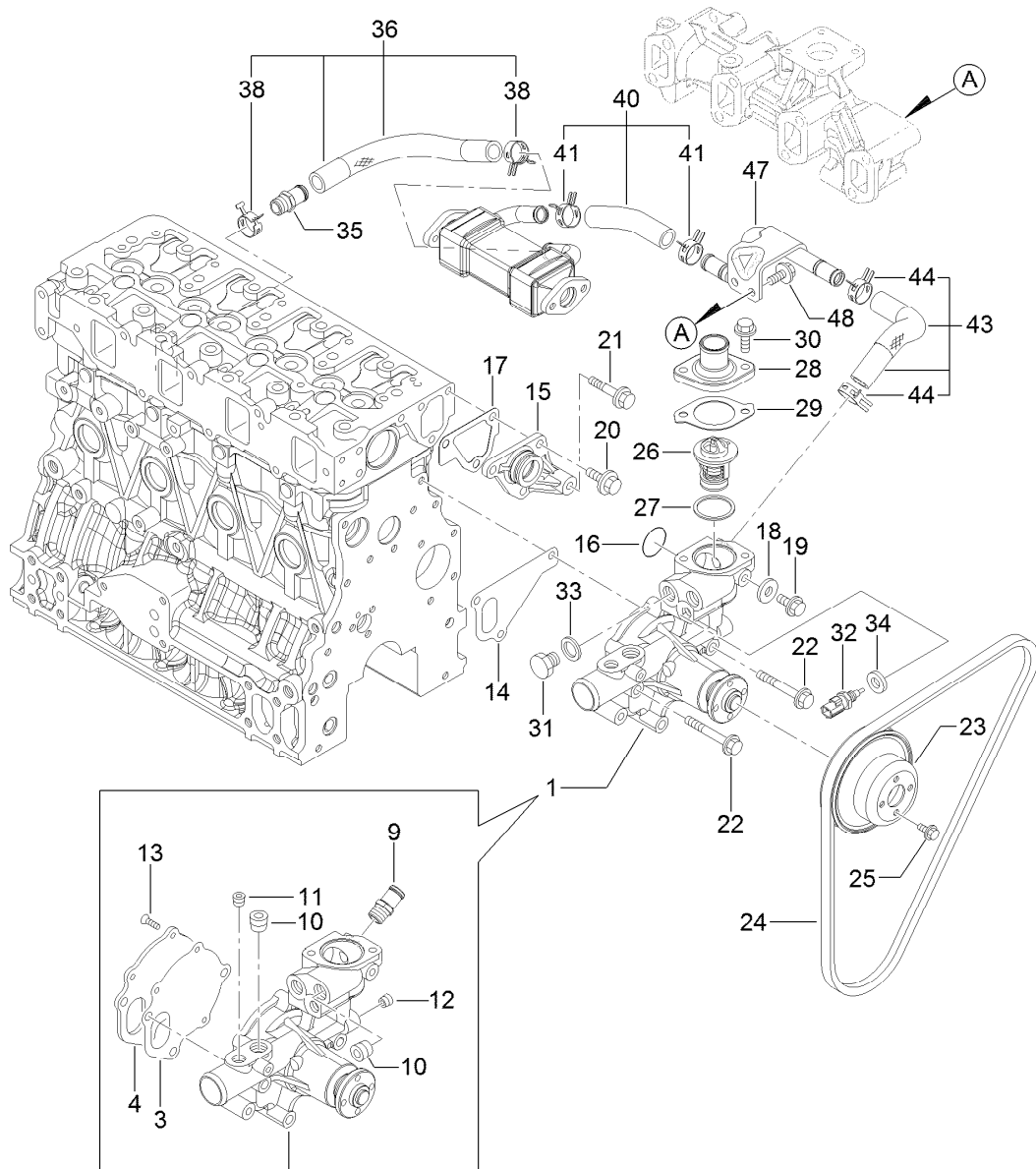
Ref.	Part Number	Qty.	Description
26	125-6930	1	Bracket
27	127-3010	1	Stud
28	125-7024	1	Gasket
30	125-6990	1	Joint
31	127-3102	1	Pipe-Cooling, Water
32	125-7162	2	Clip
35	127-3103	1	Hose-Cooling, Water
36	125-7162	2	Clip
38	127-3007	1	Tube
39	125-7001	1	Elbow
40	127-3176	1	O-Ring
41	125-7595	3	Bolt
42	125-7025	1	Filter-Engine, Oil



Lubrication Oil Line Assembly

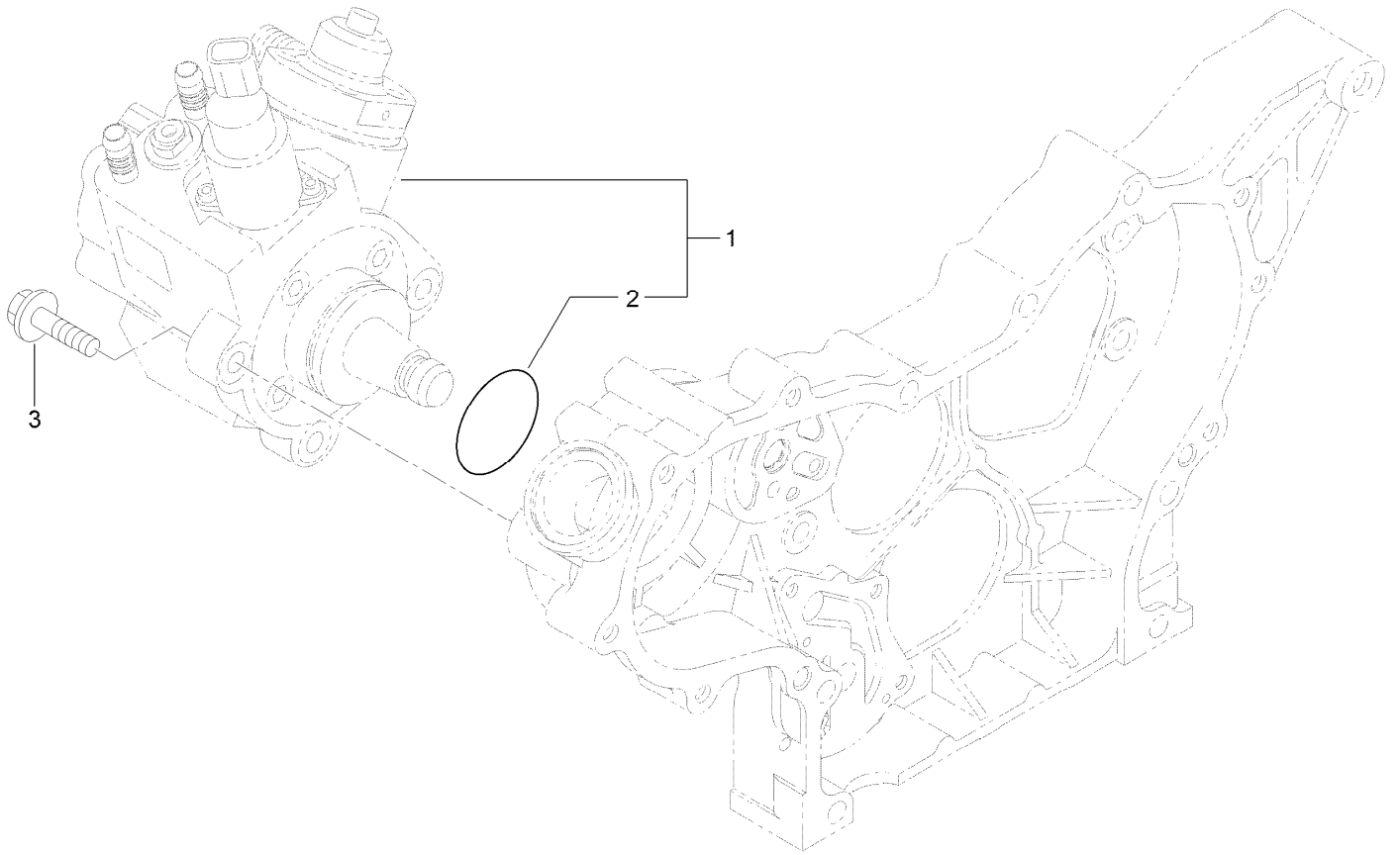
Ref.	Part Number	Qty.	Description
1	125-6918	1	Switch-Oil
2	125-6975	1	Bolt-Joint, Pipe
3	125-6952	1	Bolt-Joint, Pipe
4	127-3154	1	Lube Oil Pipe ASM
5	125-6976	1	Retainer
6	125-7175	2	Washer-Seal
7	125-7193	2	Gasket
8	93-0362	1	Bolt
9	127-2992	1	Joint

Ref.	Part Number	Qty.	Description
10	127-3155	1	Pipe-Lube, Oil
11	127-3003	1	Elbow
12	127-3169	2	Clamp-Hose
13	125-7198	1	O-Ring
14	125-7208	2	Bolt
15	125-7105	4	Check Valve ASM
21	125-7098	4	Nozzle
22	125-7182	4	Pin-Spring



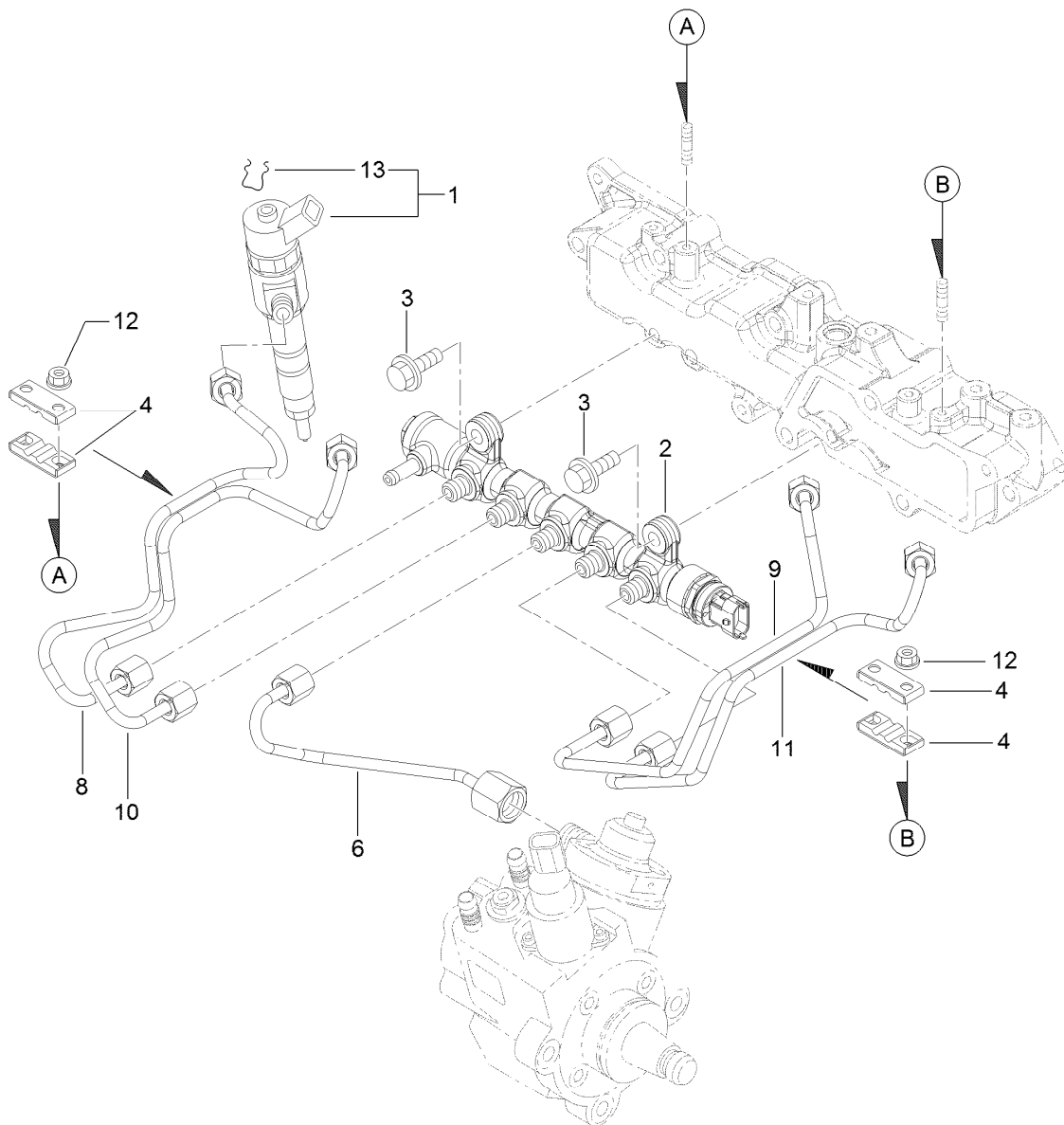
Cooling Water System Assembly

Ref.	Part Number	Qty.	Description	Ref.	Part Number	Qty.	Description
1	127-3071	1	Water Pump ASM	25	125-7206	4	Bolt
3	125-6998	1	Gasket	26	125-7029	1	Thermostat
4	125-6999	1	Plate	27	125-7026	1	Gasket
9	127-3017	1	Joint	28	125-7034	1	Cover
10	125-7123	2	Plug	29	125-7110	1	Gasket
11	127-3175	1	Plug	30	125-7594	2	Bolt
12	125-7195	1	Plug	31	125-6953	1	Plug
13	125-7234	3	Screw	32	125-7124	1	Sensor-Thermostat, CW
14	125-7047	1	Gasket	33	125-6979	1	Gasket
15	125-6986	1	Joint	34	125-7176	1	Washer-Seal
16	125-7048	1	O-Ring	35	127-3017	1	Joint
17	125-6978	1	Gasket	36	127-3072	1	Water In Pipe ASM
18	125-7192	1	Gasket	38	127-3020	2	Clip-Hose
19	93-0362	1	Bolt	40	127-3115	1	Water Out Pipe ASM
20	125-7214	3	Bolt	41	127-3020	2	Clip-Hose
21	125-7219	1	Bolt	43	127-3116	1	Water Out Pipe ASM
22	125-7222	3	Bolt	44	127-3020	2	Clip-Hose
23	125-7039	1	V-Pulley	47	127-3117	1	Pipe-Out, CW
24	127-2998	1	V-Belt	48	125-7214	2	Bolt



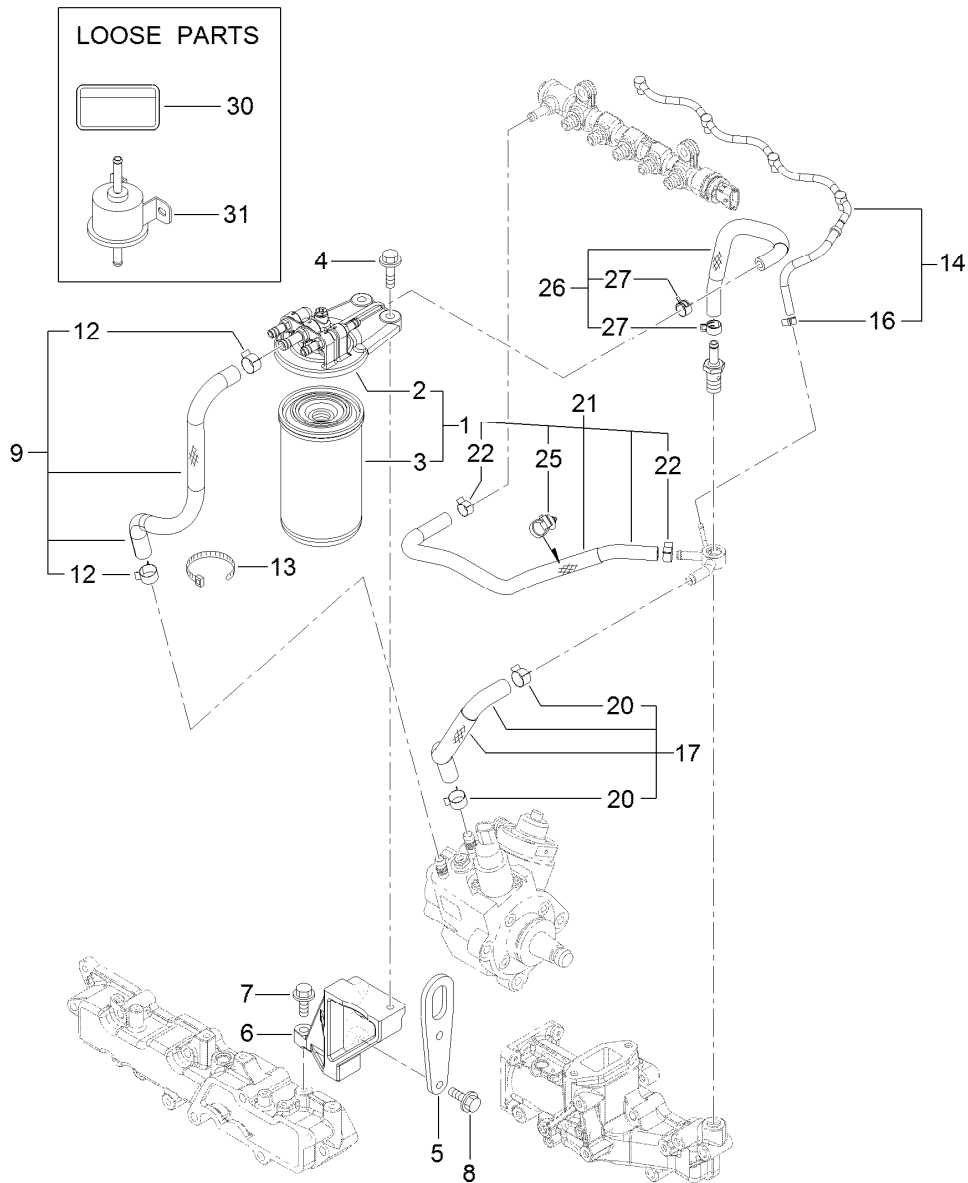
Fuel System Assembly

<i>Ref.</i>	<i>Part Number</i>	<i>Qty.</i>	<i>Description</i>
1	127-3073	1	Fuel Pump ASM
2	127-3074	1	O-Ring
3	125-7216	3	Bolt



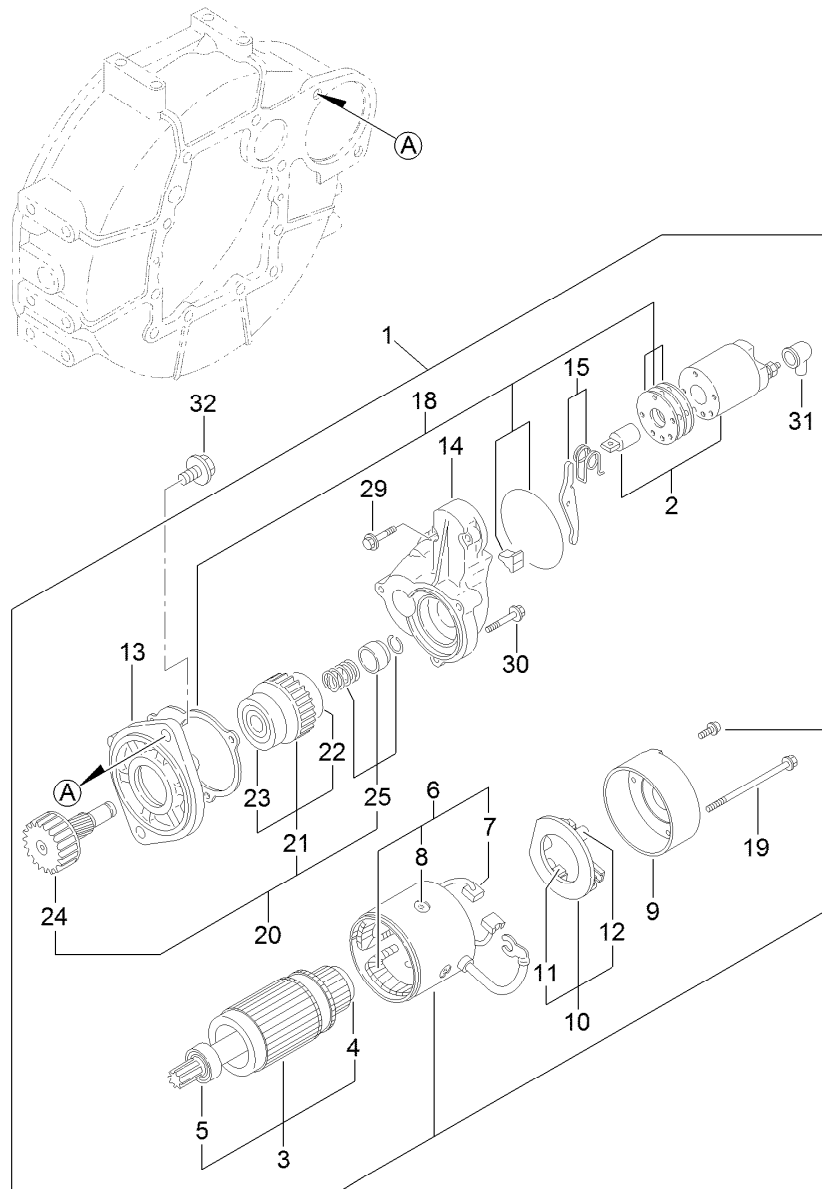
Fuel Injection Valve Assembly

Ref.	Part Number	Qty.	Description
1	127-3104	4	Injector ASM
2	127-3118	1	Rail ASM
3	125-7215	2	Bolt
4	127-2982	4	Retainer
6	127-3082	1	Rail In Pipe ASM
8	127-3121	1	Injection Pipe ASM
9	127-3083	1	Injection Pipe ASM
10	127-3122	1	Injection Pipe ASM
11	127-3084	1	Injection Pipe ASM
12	125-7231	4	Nut
13	130-7430	4	Ring-Retaining



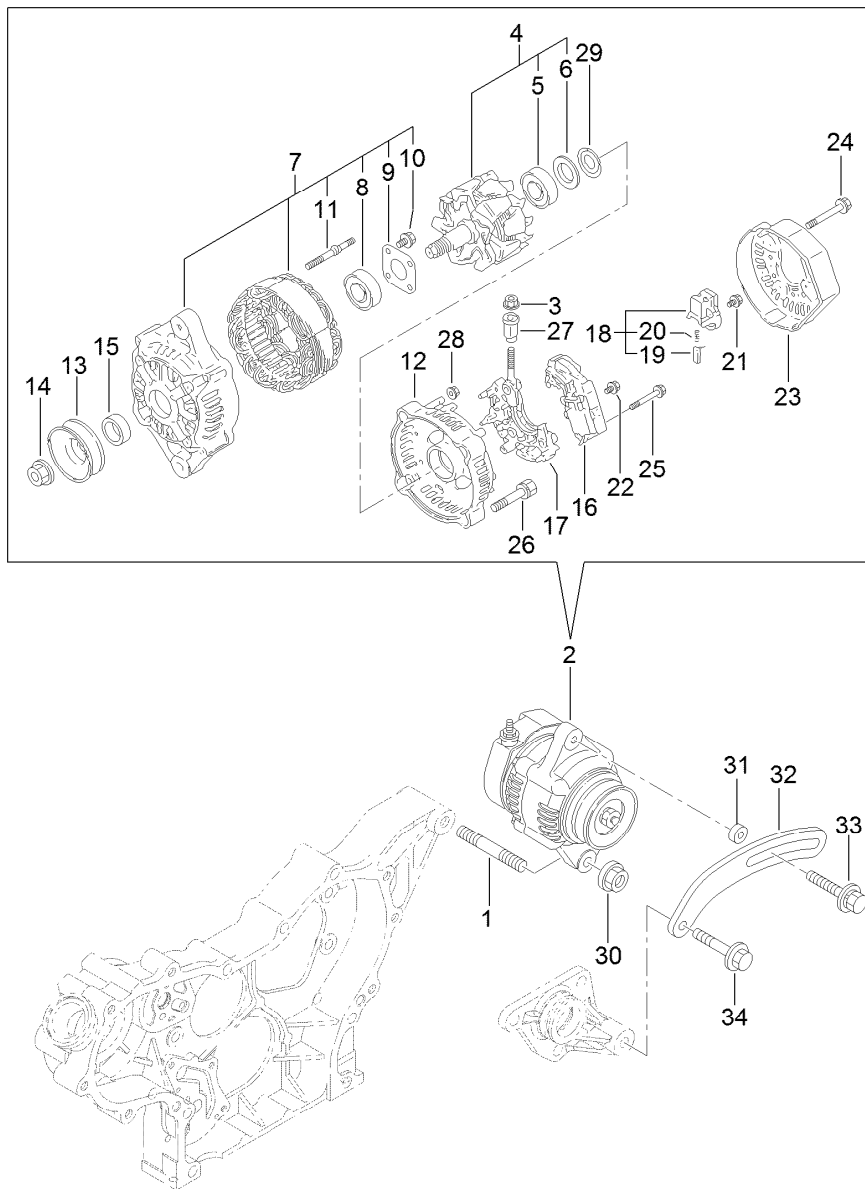
Fuel Line Assembly

<i>Ref.</i>	<i>Part Number</i>	<i>Qty.</i>	<i>Description</i>	<i>Ref.</i>	<i>Part Number</i>	<i>Qty.</i>	<i>Description</i>
1	127-3075	1	Fuel/Oil Filter ASM	14	138-7845	1	Return Pipe ASM
2	127-3076	1	Fuel/Oil Filter Bracket ASM	16	127-3172	1	Clamp-Hose
3	125-8752	1	Filter-Fuel/Oil	17	127-3078	1	Fuel Pipe ASM
4	125-7216	2	Bolt	20	125-7191	2	Clamp-Hose
5	127-3091	1	Lifter-Engine	21	127-3119	1	Fuel Pipe ASM
6	127-3105	1	Stay-Bracket, Filter	22	127-2950	2	Clip-Hose
7	125-7215	1	Bolt	25	127-3087	1	Band-Clip
8	125-7216	2	Bolt	26	127-3079	1	Fuel Pipe ASM
9	127-3077	1	Fuel Pipe ASM	27	127-2950	2	Clip-Hose
12	125-7191	2	Clamp-Hose	30	125-6900	1	Label-Caution, Fuel Oil
13	127-2981	1	Band	31	127-3008	1	Fuel Feed Pump ASM



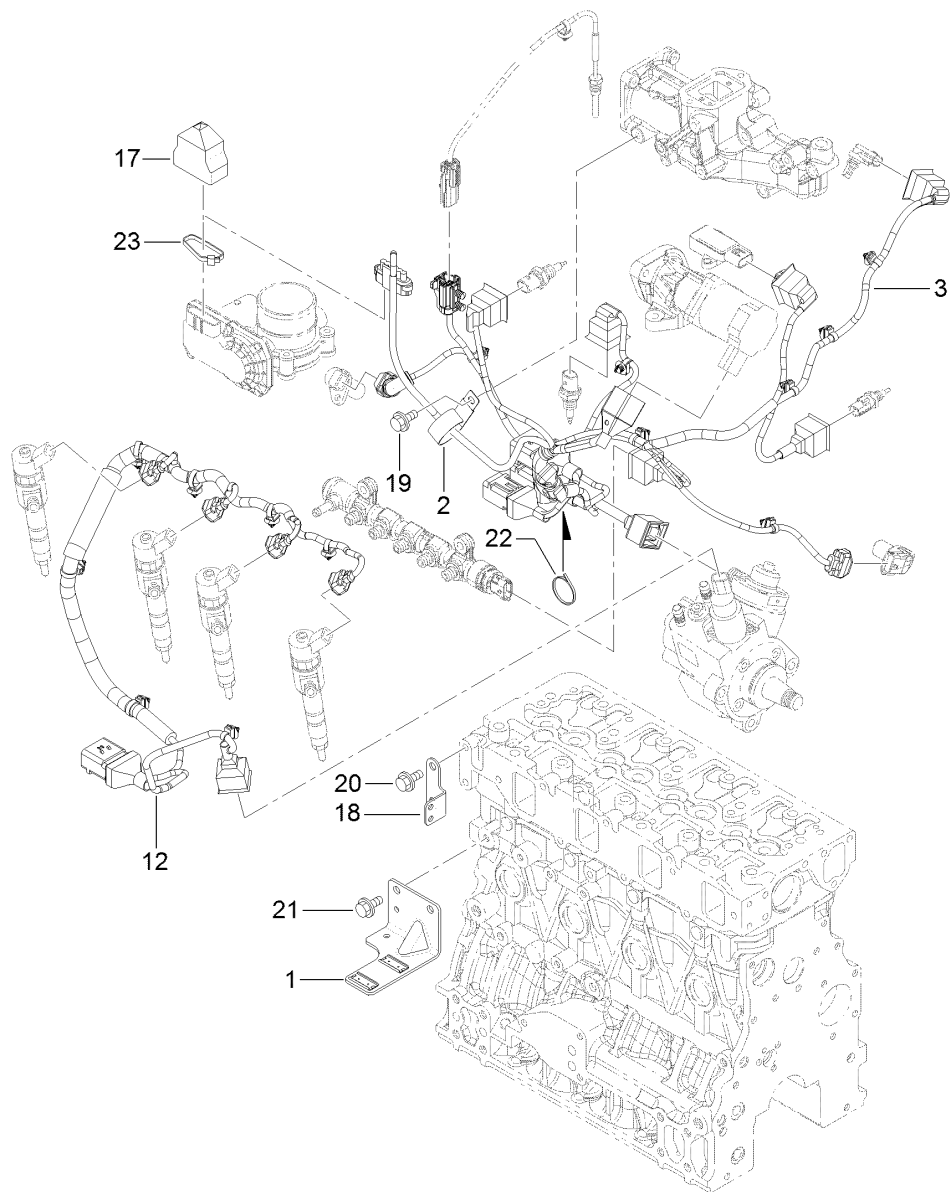
Starting Motor Assembly

<i>Ref.</i>	<i>Part Number</i>	<i>Qty.</i>	<i>Description</i>	<i>Ref.</i>	<i>Part Number</i>	<i>Qty.</i>	<i>Description</i>
1	125-7003	1	Starter	15	125-7165	1	Lever Set
2	125-7004	1	Switch ASM	18	125-7037	1	Dust Cover ASM
3	125-7112	1	Armature ASM	19	125-7117	2	Bolt-Through
4	125-7252	1	Bearing-Ball	20	125-7166	1	Pinion ASM
5	125-7249	1	Bearing, Ball	21	125-7250	1	Clutch ASM
6	125-7113	1	Field Coil ASM	22	125-7251	1	Bearing-Ball
7	125-7114	2	Brush	23	125-7253	1	Bearing-Ball
8	125-7163	4	Screw	24	125-7167	1	Shaft
9	125-7115	1	Cover	25	125-7168	1	Stopper Set
10	125-7116	1	Brush Holder ASM	29	125-7210	2	Bolt
11	125-7114	2	Brush	30	125-7211	3	Bolt
12	125-7036	4	Spring	31	125-7169	1	Cover
13	125-7164	1	Case-Gear	32	125-7225	2	Bolt
14	125-7005	1	Housing				



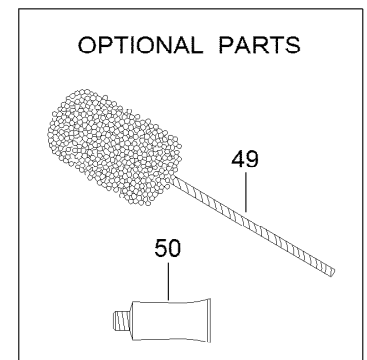
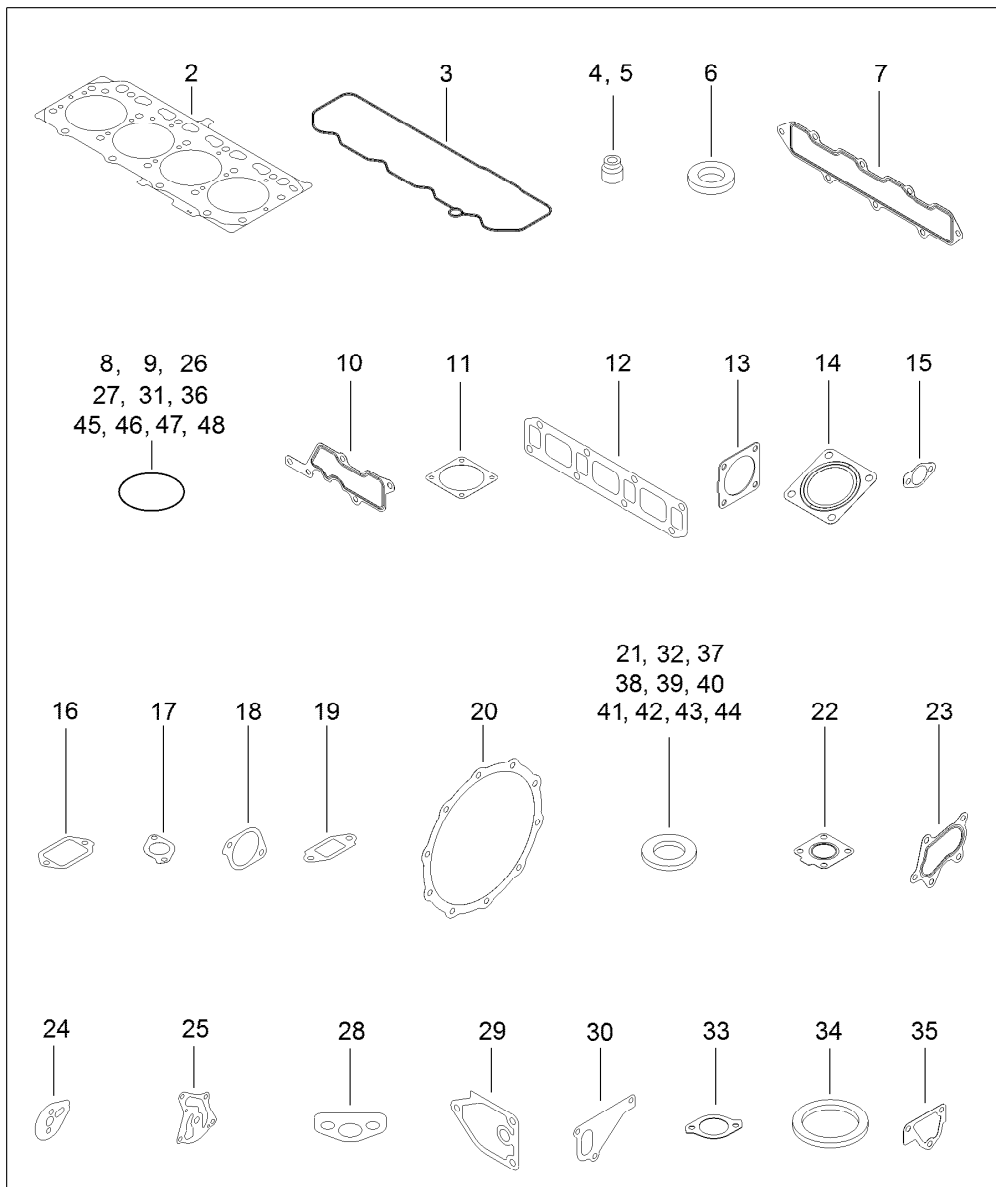
Generator Assembly

Ref.	Part Number	Qty.	Description	Ref.	Part Number	Qty.	Description
1	127-3011	1	Stud	18	127-2993	1	Holder
2	125-7120	1	Alternator-12V	19	127-2956	2	Brush ASM
3	127-3190	1	Nut	20	127-2964	2	Spring
4	127-2951	1	Rotor ASM	21	127-2965	6	Screw
5	127-2983	1	Bearing-Ball	22	127-2966	1	Screw
6	127-2962	1	Cover	23	127-2999	1	Cover
7	127-2952	1	Frame ASM	24	127-2967	3	Bolt
8	127-2958	1	Bearing-Ball	25	127-2968	2	Screw
9	127-2959	1	Plate-Retainer	26	127-2969	2	Bolt
10	127-2960	4	Screw	27	127-2970	1	Bushing-Insulation
11	127-2961	2	Stud	28	127-2971	2	Nut
12	127-2953	1	Frame ASM	29	127-2972	1	Washer
13	127-2954	1	Pulley	30	125-7230	1	Nut
14	127-2955	1	Nut	31	125-6947	1	Spacer
15	127-2957	1	Collar	32	127-2977	1	Adjuster
16	127-3002	1	Regulator ASM	33	125-7134	1	Bolt
17	127-2963	1	Holder	34	125-7219	1	Bolt



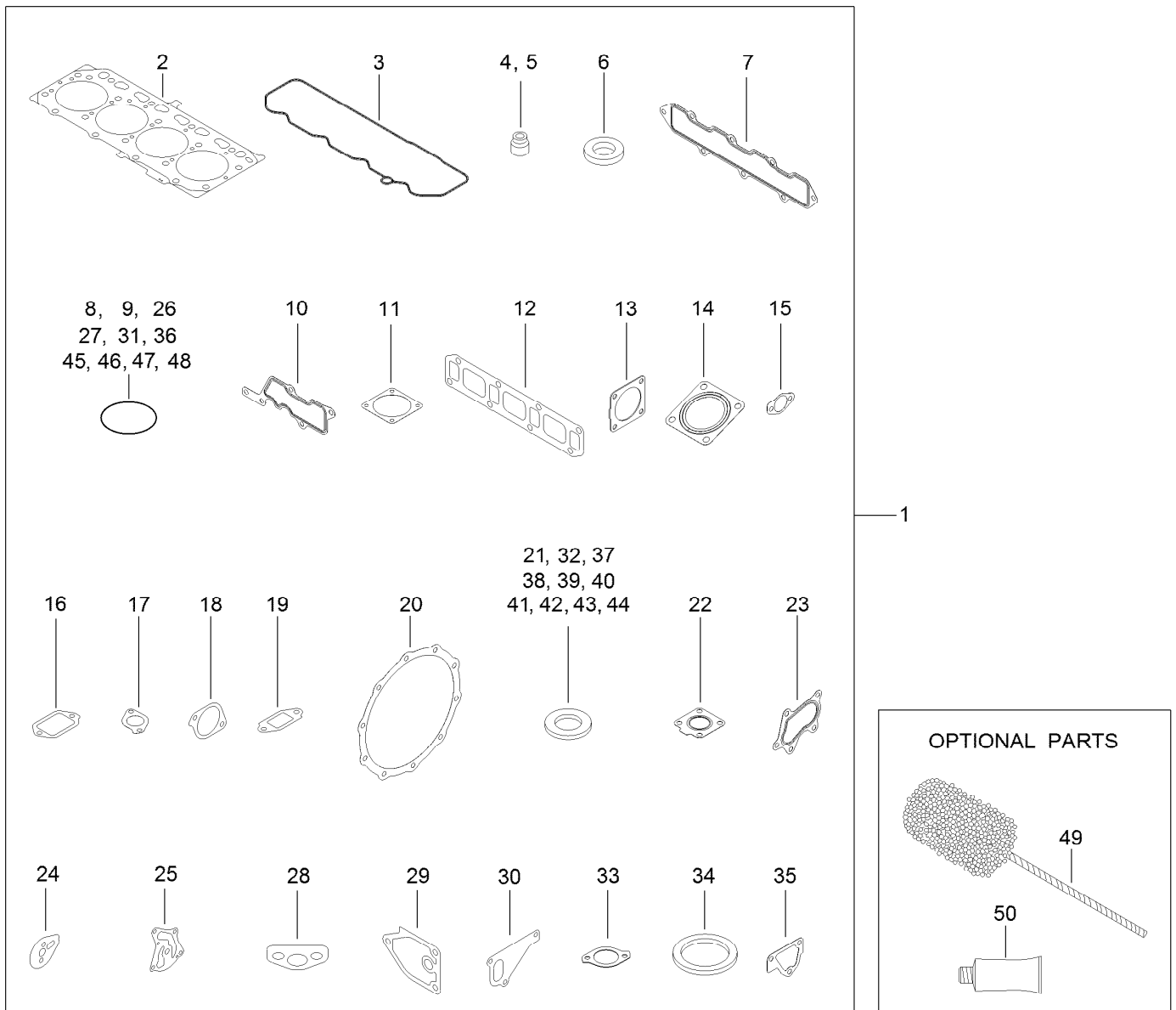
Electric Parts Assembly

Ref.	Part Number	Qty.	Description
1	127-3086	1	Bracket-Connector
2	127-3018	1	Clip
3	127-3156	1	Harness B-E C O, Engine
12	127-3125	1	Harness C
17	127-3089	1	Boot-Type, Cap
18	127-3090	1	Bracket-Harness
19	93-0362	1	Bolt
20	93-0362	2	Bolt
21	93-0362	2	Bolt
22	127-3187	1	Band
23	127-3188	1	Band



Gasket Set

Ref.	Part Number	Qty.	Description	Ref.	Part Number	Qty.	Description
1	127-3189	1	Gasket Kit	22	125-7070	1	Gasket
2	127-3126	1	Gasket-Head, Cylinder	23	125-7071	1	Gasket
3	127-3106	1	Gasket-Cover	24	127-3069	1	Gasket-Idle, Shaft B
4	127-2986	4	Seal-Stem, Valve	25	127-3004	1	Gasket
5	127-3027	4	Seal-Stem, Valve	26	125-6909	2	O-Ring
6	127-3021	4	Gasket-Injector	27	127-2973	1	O-Ring
7	127-3107	1	Gasket-Manifold, Intake	28	125-7022	1	Gasket
8	127-3032	2	O Ring-Sensor, Pressure	29	125-7024	1	Gasket
9	127-3033	1	O-Ring	30	125-7047	1	Gasket
10	127-3034	1	Gasket-Collector	31	125-7048	1	O-Ring
11	127-3037	2	Gasket-Throttle	32	125-6979	1	Gasket
12	127-3108	1	Gasket-Manifold, Exhaust	33	125-7110	1	Gasket
13	127-3019	1	Gasket	34	125-7026	1	Gasket
14	127-2987	1	Gasket-Silencer	35	125-6978	1	Gasket
15	127-3043	2	Gasket-Cooler, E G R	36	127-3074	1	O-Ring
16	127-3046	1	Gasket-E G R	37	125-7174	1	Washer-Seal
17	127-3016	1	Gasket	38	125-7175	2	Washer-Seal
18	127-3050	1	Gasket-Intake Valve, E G R	39	125-7176	1	Washer-Seal
19	127-3051	1	Gasket-Out Valve, E G R	40	127-3166	2	Washer-Seal
20	127-3162	2	Gasket-D P F	41	125-7177	1	Washer-Seal
21	127-3056	4	Gasket-Sensor	42	125-7192	1	Gasket



Gasket Set (continued)

<i>Ref.</i>	<i>Part Number</i>	<i>Qty.</i>	<i>Description</i>	<i>Ref.</i>	<i>Part Number</i>	<i>Qty.</i>	<i>Description</i>
43	125-7193	2	Gasket	47	125-7198	1	O-Ring
44	127-3174	2	Gasket	48	127-3176	1	O-Ring
45	93-0418	3	O-Ring	49	127-3000	1	Hone
46	125-7197	1	O-Ring	50	125-7248	1	Gasket-Liquid

Attachments and Accessories

For 03780 Reelmaster 7000-D 4-Wheel Drive Traction Unit

Product Name	Model/Part
Operator Cooling Fan	03247
Switch Panel-Universal Sunshade.....	03248
Operator Golf Ball Guard, Reelmaster 3100/3500/5010 or Groundsmaster 3500/4300 Series Traction Unit	03614
27in 8-blade Edgeseries (Radial Reel) Dpa Cutting Unit.....	03721
27in 11-blade Edgeseries (Radial Reel) Dpa Cutting Unit	03722
32in 8-blade Edgeseries (Radial Reel) Dpa Cutting Unit.....	03727
27in Verticutter Cutting Unit	03731
Premium All Purpose Grease (Tube)	108-1190
Premium Synthetic Bio-Degradable Hydraulic Fluid (5 Gallon Pail)	119-2157
Premium Synthetic Bio-Degradable Hydraulic Fluid (55 Gallon Drum).....	119-2158
Large Seat Cover.....	131-6691
PX Hydraulic Fluid (5 Gal)	133-8086
PX Hydraulic Fluid (55 Gal).....	133-8087
Reverse Tow Kit.....	136-3620
Adapter-ball Guard	137-1392
Decal-Service	138-1191
Beacon Kit	138-2699
Sunshade Work Lights Kit.....	138-2700
Power Harness Kit (GM45XX/GM47XX/GM7XXX).....	138-2995
Brush and Handle Kit.....	29-9100
White Universal Sunshade	30669
Red Universal Sunshade	30671
1000 Hour Mvp Kit-Tier IV.....	44967

Notes:

Notes:



Count on it.