



Customer Service Bulletin Commercial Business Group

Groundsmaster® 455-D

<u>Model/Serial Range:</u>	<u>Model Number:</u>	<u>Serial Numbers:</u>
	30450	00000-99999
	30455	00000-99999

Subject: Peugeot Injection System interchangeability information.

Lucas has changed the injection pump and the injector nozzles on the Peugeot XUD9 Engine to keep pace with changing worldwide emissions standards. The changes described in this bulletin affect all machines listed above due to replacement parts and component incompatibility.

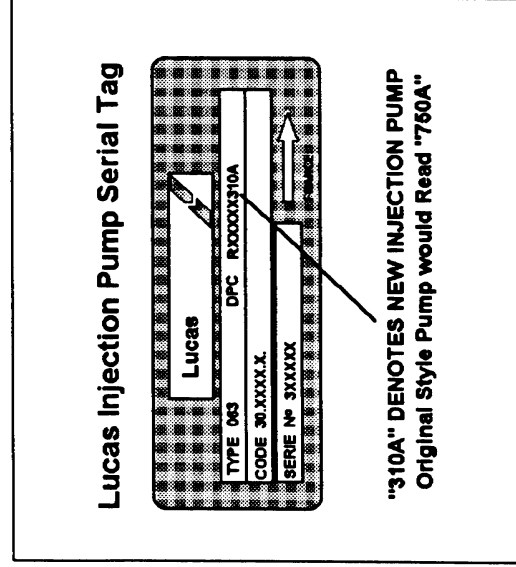
If fuel injection service is required on the Peugeot Engine, it is important to identify the correct fuel delivery system to ensure proper engine operation and parts ordering. The attached chart identifies the components used with the original and improved fuel delivery systems.

Peugeot Injection System Changes

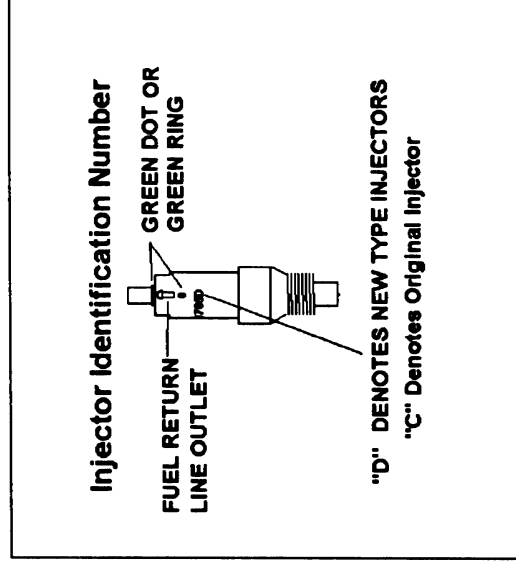
Interchangeability Chart

Original System	Injector Pump Identification	Injector Pump Interchangeability	Injector Nozzle Identification	Injector Nozzle Interchangeability	System Identification
<i>Toro Part Number</i>	750A (see Figure 1)	Can be used with a complete set of four "D" Injectors or four "C" Injectors only.	C (see Figure 2)	Use as a full set of four (4) only. Do NOT mix. Not recommended for use with 310A pump.	7mm hole located in the cylinder head. (See Fig. 3)
<i>Improved System</i>	† 310A (see figure 1)	Use with "D" Injectors only. Not recommended for use with "C" Injectors.	D (see Figure 2)	Use as a full set of four (4) only. Can be used with either pump.	9mm hole located in the cylinder head. (See Fig. 3)
<i>Toro Part Number</i>					

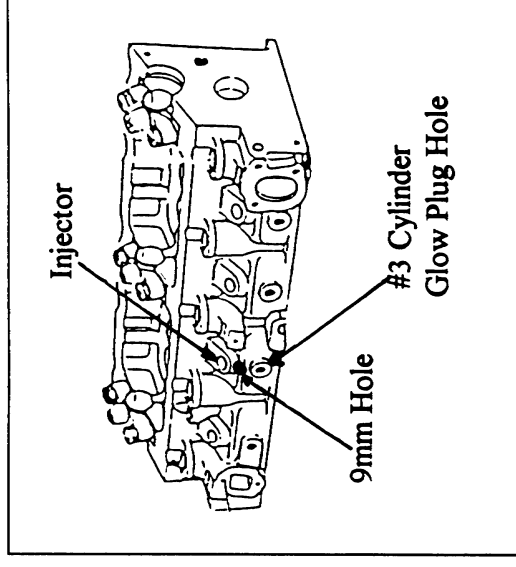
† If a 310A pump is installed on an older machine, new Mounting Bracket (74-8700) is required.



Injection Pump Identification
Figure 1



Injector Nozzle Identification
Figure 2



System Identification
Figure 3